

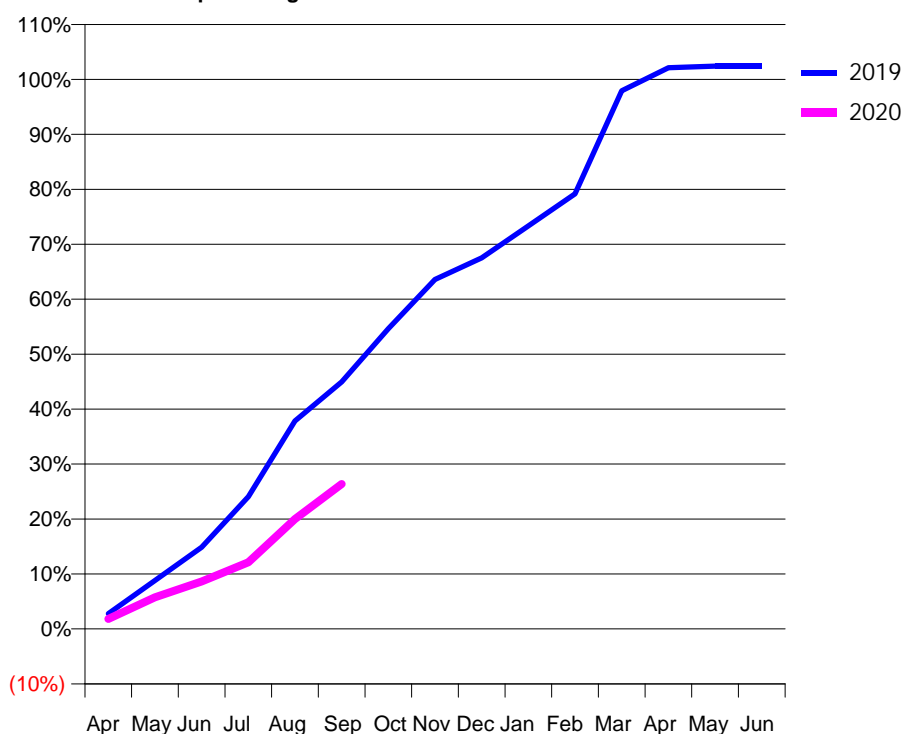
7A1 - Vital Signs Orthodontic At a Glance Contract Report for 101281/0257 - September 2019

| | | | |
|----------------------|-----------------------|---------------------------------------------|-------------|
| Name or company name | OASIS DENTAL CARE LTD | 19/20 Contracted general activity (UDA) | 0 |
| Contract type name | PDS Contract | Carry forward general activity (UDA) | 0 |
| Purpose of contract | Orthodontic | 19/20 Contracted orthodontic activity (UOA) | 8,000 |
| Contract start date | 01/04/2015 | Carry forward orthodontic activity (UOA) | -146 |
| Contract end date | 30/09/2024 | Baseline contract value | £452,015.48 |

| ACCESS | Contract | England and Wales |
|----------------------------------------------|----------|-------------------|
| 24 month ratio of assessments to patient IDs | 1.00 | 1.07 |

| ACTIVITY | Contract |
|-------------------------------------------------------------------------------------------|----------|
| Contract assess and fit appliances (case starts) as a percentage of Area Team case starts | 18.1 % |

Cumulative percentage of contracted UOA delivered 2019 & 2020



| Month | Adjusted Scheduled Activity (UOA) | | |
|-----------|-----------------------------------|-------|-------|
| | 2018 | 2019 | 2020 |
| April | 424 | 222 | 146 |
| May | 907 | 705 | 461 |
| June | 1,390 | 1,190 | 692 |
| July | 1,814 | 1,925 | 969 |
| August | 2,490 | 3,027 | 1,599 |
| September | 3,204 | 3,596 | 2,109 |
| October | 3,813 | 4,373 | |
| November | 4,711 | 5,087 | |
| December | 5,194 | 5,402 | |
| January | 5,723 | 5,868 | |
| February | 6,481 | 6,334 | |
| March | 7,911 | 7,835 | |
| April | 8,205 | 8,171 | |
| May | 8,226 | 8,192 | |
| June | 8,226 | 8,192 | |

QUANTITY METRICS (rolling 12 month period)

| | Contract Quantity | Contract Base Number | Contract * | Local Health Board | Wales |
|----------------------------------------------------------------------------------|-------------------|----------------------|------------|--------------------|-------|
| % of all assessments that were assess and fit appliances (case starts) | 318 | 318 | 100.0% | 85.4% | 66.5% |
| % of all assessments that were assess and refuse | 0 | 318 | 0.0% | 5.3% | 10.7% |
| % of all assessments that were assess and review | 0 | 318 | 0.0% | 9.3% | 22.8% |
| % of case starts with a reported IOTN of 3 and Aesthetic Component of 5 or below | 1 | 318 | 0.3% | 0.3% | 0.1% |
| % of case starts with a reported IOTN of 3 and Aesthetic Component of 6 or above | 3 | 318 | 0.9% | 2.5% | 2.5% |
| % of case starts with a reported IOTN of 4 | 240 | 318 | 75.5% | 75.9% | 75.6% |
| % of case starts with a reported IOTN of 5 | 73 | 318 | 23.0% | 20.9% | 18.9% |
| % of concluded courses in receipt of dual-arch fixed appliances | 222 | 235 | 94.5% | 86.8% | 64.8% |
| % of concluded courses where treatment was abandoned or discontinued | 3 | 235 | 1.3% | 3.4% | 6.7% |
| % of patients satisfied with the treatment they have received | 33 | 35 | 94.3% | 97.0% | 95.0% |

* Figures in italics indicate that the base number is less than 100.

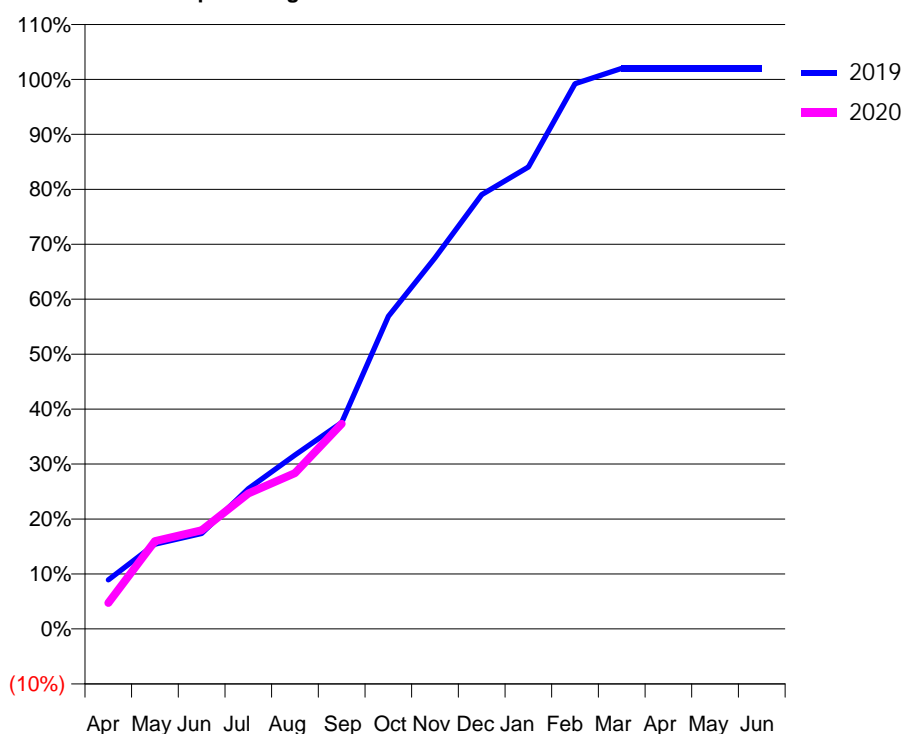
7A1 - Vital Signs Orthodontic At a Glance Contract Report for 101281/0258 - September 2019

| | | | |
|----------------------|-----------------------|---------------------------------------------|-------------|
| Name or company name | OASIS DENTAL CARE LTD | 19/20 Contracted general activity (UDA) | 0 |
| Contract type name | PDS Contract | Carry forward general activity (UDA) | 0 |
| Purpose of contract | Orthodontic | 19/20 Contracted orthodontic activity (UOA) | 7,500 |
| Contract start date | 01/04/2015 | Carry forward orthodontic activity (UOA) | -125 |
| Contract end date | 30/09/2024 | Baseline contract value | £423,764.51 |

| ACCESS | Contract | England and Wales |
|----------------------------------------------|----------|-------------------|
| 24 month ratio of assessments to patient IDs | 1.00 | 1.07 |

| ACTIVITY | Contract |
|-------------------------------------------------------------------------------------------|----------|
| Contract assess and fit appliances (case starts) as a percentage of Area Team case starts | 20.4 % |

Cumulative percentage of contracted UOA delivered 2019 & 2020



| Month | Adjusted Scheduled Activity (UOA) | | |
|-----------|-----------------------------------|-------|-------|
| | 2018 | 2019 | 2020 |
| April | 199 | 670 | 356 |
| May | 514 | 1,157 | 1,198 |
| June | 955 | 1,304 | 1,345 |
| July | 1,795 | 1,913 | 1,849 |
| August | 2,457 | 2,375 | 2,126 |
| September | 3,298 | 2,816 | 2,798 |
| October | 3,718 | 4,267 | |
| November | 4,328 | 5,065 | |
| December | 4,884 | 5,926 | |
| January | 5,518 | 6,304 | |
| February | 6,526 | 7,440 | |
| March | 7,519 | 7,650 | |
| April | 7,708 | 7,650 | |
| May | 7,708 | 7,650 | |
| June | 7,708 | 7,650 | |

QUANTITY METRICS (rolling 12 month period)

| | Contract Quantity | Contract Base Number | Contract * | Local Health Board | Wales |
|----------------------------------------------------------------------------------|-------------------|----------------------|------------|--------------------|-------|
| % of all assessments that were assess and fit appliances (case starts) | 358 | 358 | 100.0% | 85.4% | 66.5% |
| % of all assessments that were assess and refuse | 0 | 358 | 0.0% | 5.3% | 10.7% |
| % of all assessments that were assess and review | 0 | 358 | 0.0% | 9.3% | 22.8% |
| % of case starts with a reported IOTN of 3 and Aesthetic Component of 5 or below | 1 | 358 | 0.3% | 0.3% | 0.1% |
| % of case starts with a reported IOTN of 3 and Aesthetic Component of 6 or above | 17 | 358 | 4.7% | 2.5% | 2.5% |
| % of case starts with a reported IOTN of 4 | 269 | 358 | 75.1% | 75.9% | 75.6% |
| % of case starts with a reported IOTN of 5 | 71 | 358 | 19.8% | 20.9% | 18.9% |
| % of concluded courses in receipt of dual-arch fixed appliances | 162 | 167 | 97.0% | 86.8% | 64.8% |
| % of concluded courses where treatment was abandoned or discontinued | 2 | 167 | 1.2% | 3.4% | 6.7% |
| % of patients satisfied with the treatment they have received | 32 | 32 | 100.0% | 97.0% | 95.0% |

* Figures in italics indicate that the base number is less than 100.

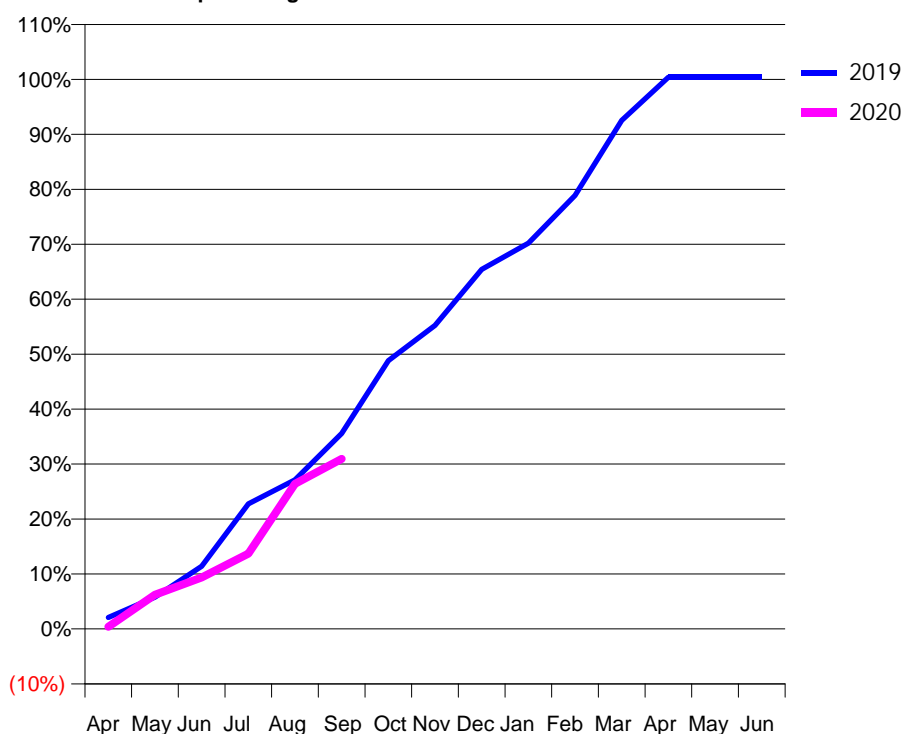
7A1 - Vital Signs Orthodontic At a Glance Contract Report for 154857/0001 - September 2019

| | | | |
|----------------------|---------------------------|---------------------------------------------|-------------|
| Name or company name | Tameside Orthodontics Ltd | 19/20 Contracted general activity (UDA) | 0 |
| Contract type name | PDS Contract | Carry forward general activity (UDA) | 0 |
| Purpose of contract | Orthodontic | 19/20 Contracted orthodontic activity (UOA) | 10,125 |
| Contract start date | 01/03/2012 | Carry forward orthodontic activity (UOA) | -41 |
| Contract end date | 30/09/2020 | Baseline contract value | £566,566.75 |

| ACCESS | Contract | England and Wales |
|----------------------------------------------|----------|-------------------|
| 24 month ratio of assessments to patient IDs | 1.00 | 1.07 |

| ACTIVITY | Contract |
|-------------------------------------------------------------------------------------------|----------|
| Contract assess and fit appliances (case starts) as a percentage of Area Team case starts | 26.4 % |

Cumulative percentage of contracted UOA delivered 2019 & 2020



| Month | Adjusted Scheduled Activity (UOA) | | |
|-----------|-----------------------------------|--------|-------|
| | 2018 | 2019 | 2020 |
| April | 63 | 210 | 41 |
| May | 315 | 588 | 629 |
| June | 315 | 1,155 | 946 |
| July | 1,680 | 2,310 | 1,387 |
| August | 2,436 | 2,751 | 2,672 |
| September | 3,087 | 3,612 | 3,134 |
| October | 4,242 | 4,956 | |
| November | 5,691 | 5,607 | |
| December | 6,342 | 6,640 | |
| January | 6,995 | 7,123 | |
| February | 7,814 | 8,005 | |
| March | 10,062 | 9,391 | |
| April | 10,104 | 10,189 | |
| May | 10,104 | 10,189 | |
| June | 10,125 | 10,189 | |

QUANTITY METRICS (rolling 12 month period)

| | Contract Quantity | Contract Base Number | Contract * | Local Health Board | Wales |
|----------------------------------------------------------------------------------|-------------------|----------------------|------------|--------------------|-------|
| % of all assessments that were assess and fit appliances (case starts) | 462 | 462 | 100.0% | 85.4% | 66.5% |
| % of all assessments that were assess and refuse | 0 | 462 | 0.0% | 5.3% | 10.7% |
| % of all assessments that were assess and review | 0 | 462 | 0.0% | 9.3% | 22.8% |
| % of case starts with a reported IOTN of 3 and Aesthetic Component of 5 or below | 4 | 462 | 0.9% | 0.3% | 0.1% |
| % of case starts with a reported IOTN of 3 and Aesthetic Component of 6 or above | 5 | 462 | 1.1% | 2.5% | 2.5% |
| % of case starts with a reported IOTN of 4 | 347 | 462 | 75.1% | 75.9% | 75.6% |
| % of case starts with a reported IOTN of 5 | 105 | 462 | 22.7% | 20.9% | 18.9% |
| % of concluded courses in receipt of dual-arch fixed appliances | 395 | 420 | 94.0% | 86.8% | 64.8% |
| % of concluded courses where treatment was abandoned or discontinued | 16 | 420 | 3.8% | 3.4% | 6.7% |
| % of patients satisfied with the treatment they have received | 45 | 48 | 93.8% | 97.0% | 95.0% |

* Figures in italics indicate that the base number is less than 100.

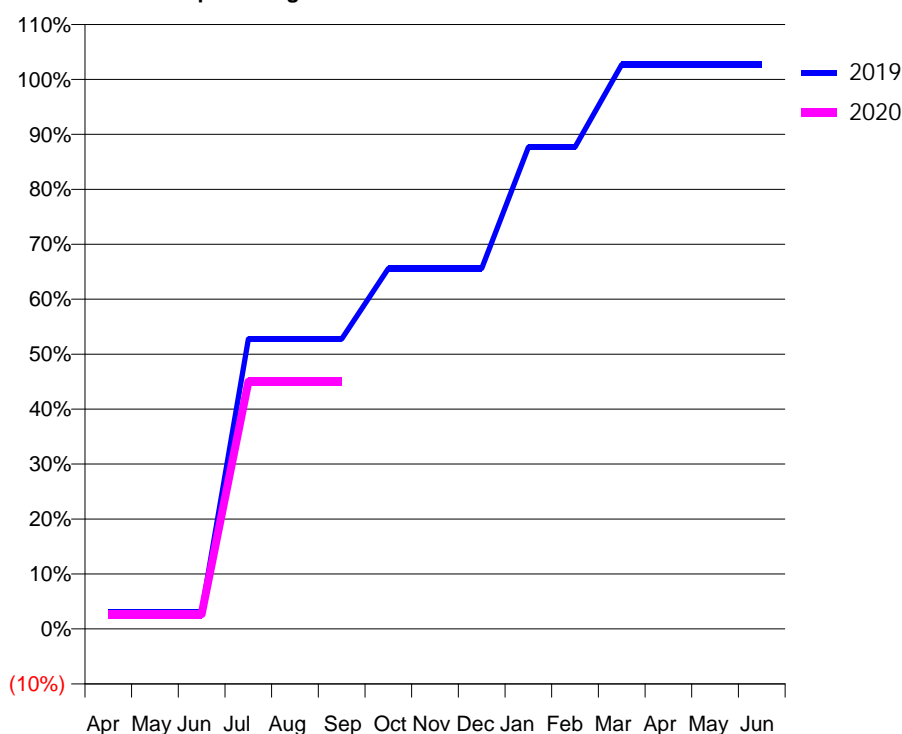
7A1 - Vital Signs Orthodontic At a Glance Contract Report for 173185/0001 - September 2019

| | | | |
|----------------------|---------------------------------------|---------------------------------------------|-------------|
| Name or company name | Deintyddfa Deudraeth Dental Care Ltd. | 19/20 Contracted general activity (UDA) | 8,159 |
| Contract type name | GDS Contract | Carry forward general activity (UDA) | 0 |
| Purpose of contract | General and Orthodontic | 19/20 Contracted orthodontic activity (UOA) | 1,143 |
| Contract start date | 01/05/2010 | Carry forward orthodontic activity (UOA) | -31 |
| Contract end date | | Baseline contract value | £311,186.52 |

| ACCESS | Contract | England and Wales |
|----------------------------------------------|----------|-------------------|
| 24 month ratio of assessments to patient IDs | 1.02 | 1.07 |

| ACTIVITY | Contract |
|-------------------------------------------------------------------------------------------|----------|
| Contract assess and fit appliances (case starts) as a percentage of Area Team case starts | 3.0 % |

Cumulative percentage of contracted UOA delivered 2019 & 2020



| Month | Adjusted Scheduled Activity (UOA) | | |
|-----------|-----------------------------------|-------|------|
| | 2018 | 2019 | 2020 |
| April | 4 | 36 | 31 |
| May | 4 | 36 | 31 |
| June | 4 | 36 | 31 |
| July | 4 | 603 | 514 |
| August | 4 | 603 | 514 |
| September | 537 | 603 | 514 |
| October | 902 | 750 | |
| November | 1,074 | 750 | |
| December | 1,074 | 750 | |
| January | 1,074 | 1,002 | |
| February | 1,179 | 1,002 | |
| March | 1,179 | 1,174 | |
| April | 1,179 | 1,174 | |
| May | 1,179 | 1,174 | |
| June | 1,179 | 1,174 | |

QUANTITY METRICS (rolling 12 month period)

| | Contract Quantity | Contract Base Number | Contract * | Local Health Board | Wales |
|----------------------------------------------------------------------------------|-------------------|----------------------|------------|--------------------|-------|
| % of all assessments that were assess and fit appliances (case starts) | 52 | 52 | 100.0% | 85.4% | 66.5% |
| % of all assessments that were assess and refuse | 0 | 52 | 0.0% | 5.3% | 10.7% |
| % of all assessments that were assess and review | 0 | 52 | 0.0% | 9.3% | 22.8% |
| % of case starts with a reported IOTN of 3 and Aesthetic Component of 5 or below | 0 | 52 | N/A | 0.3% | 0.1% |
| % of case starts with a reported IOTN of 3 and Aesthetic Component of 6 or above | 9 | 52 | 17.3% | 2.5% | 2.5% |
| % of case starts with a reported IOTN of 4 | 39 | 52 | 75.0% | 75.9% | 75.6% |
| % of case starts with a reported IOTN of 5 | 4 | 52 | 7.7% | 20.9% | 18.9% |
| % of concluded courses in receipt of dual-arch fixed appliances | 0 | 55 | N/A | 86.8% | 64.8% |
| % of concluded courses where treatment was abandoned or discontinued | 0 | 55 | 0.0% | 3.4% | 6.7% |
| % of patients satisfied with the treatment they have received | 7 | 7 | 100.0% | 97.0% | 95.0% |

* Figures in italics indicate that the base number is less than 100.

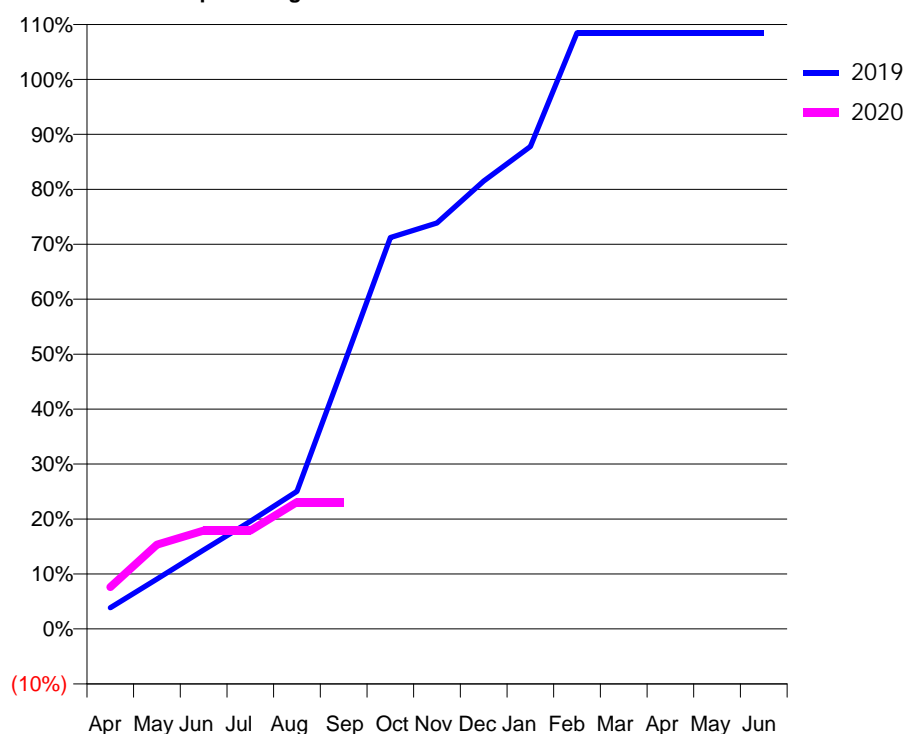
7A1 - Vital Signs Orthodontic At a Glance Contract Report for 175145/0002 - September 2019

| | | | |
|----------------------|-------------------------------------------|---------------------------------------------|---------------|
| Name or company name | Rhyl and Abergele Elwy Dental Partnership | 19/20 Contracted general activity (UDA) | 48,000 |
| Contract type name | GDS Contract | Carry forward general activity (UDA) | 0 |
| Purpose of contract | General and Orthodontic | 19/20 Contracted orthodontic activity (UOA) | 827 |
| Contract start date | 01/03/2011 | Carry forward orthodontic activity (UOA) | -41 |
| Contract end date | | Baseline contract value | £1,416,558.96 |

| ACCESS | Contract | England and Wales |
|----------------------------------------------|----------|-------------------|
| 24 month ratio of assessments to patient IDs | 1.01 | 1.07 |

| ACTIVITY | Contract |
|-------------------------------------------------------------------------------------------|----------|
| Contract assess and fit appliances (case starts) as a percentage of Area Team case starts | 1.8 % |

Cumulative percentage of contracted UOA delivered 2019 & 2020



| Month | Adjusted Scheduled Activity (UOA) | | |
|-----------|-----------------------------------|------|------|
| | 2018 | 2019 | 2020 |
| April | 44 | 32 | 63 |
| May | 129 | 75 | 127 |
| June | 284 | 119 | 148 |
| July | 284 | 162 | 148 |
| August | 367 | 207 | 191 |
| September | 431 | 397 | 191 |
| October | 452 | 589 | |
| November | 668 | 611 | |
| December | 794 | 674 | |
| January | 858 | 726 | |
| February | 858 | 897 | |
| March | 858 | 897 | |
| April | 858 | 897 | |
| May | 858 | 897 | |
| June | 858 | 897 | |

QUANTITY METRICS (rolling 12 month period)

| | Contract Quantity | Contract Base Number | Contract * | Local Health Board | Wales |
|----------------------------------------------------------------------------------|-------------------|----------------------|------------|--------------------|-------|
| % of all assessments that were assess and fit appliances (case starts) | 31 | 51 | 60.8% | 85.4% | 66.5% |
| % of all assessments that were assess and refuse | 19 | 51 | 37.3% | 5.3% | 10.7% |
| % of all assessments that were assess and review | 1 | 51 | 2.0% | 9.3% | 22.8% |
| % of case starts with a reported IOTN of 3 and Aesthetic Component of 5 or below | 0 | 31 | N/A | 0.3% | 0.1% |
| % of case starts with a reported IOTN of 3 and Aesthetic Component of 6 or above | 0 | 31 | N/A | 2.5% | 2.5% |
| % of case starts with a reported IOTN of 4 | 29 | 31 | 93.5% | 75.9% | 75.6% |
| % of case starts with a reported IOTN of 5 | 2 | 31 | 6.5% | 20.9% | 18.9% |
| % of concluded courses in receipt of dual-arch fixed appliances | 14 | 20 | 70.0% | 86.8% | 64.8% |
| % of concluded courses where treatment was abandoned or discontinued | 3 | 20 | 15.0% | 3.4% | 6.7% |
| % of patients satisfied with the treatment they have received | 7 | 8 | 87.5% | 97.0% | 95.0% |

* Figures in italics indicate that the base number is less than 100.

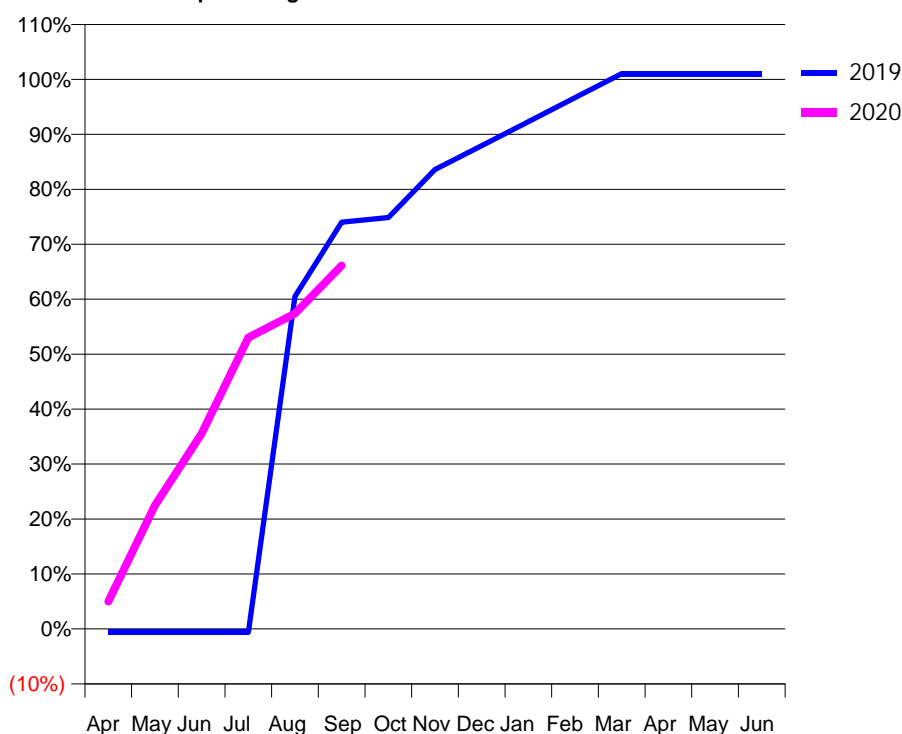
7A1 - Vital Signs Orthodontic At a Glance Contract Report for 193216/0001 - September 2019

| | | | |
|----------------------|-------------------------|---------------------------------------------|-------------|
| Name or company name | Ruthin Dental | 19/20 Contracted general activity (UDA) | 32,000 |
| Contract type name | GDS Contract | Carry forward general activity (UDA) | 438 |
| Purpose of contract | General and Orthodontic | 19/20 Contracted orthodontic activity (UOA) | 481 |
| Contract start date | 01/04/2013 | Carry forward orthodontic activity (UOA) | 18 |
| Contract end date | | Baseline contract value | £872,297.96 |

| ACCESS | Contract | England and Wales |
|----------------------------------------------|----------|-------------------|
| 24 month ratio of assessments to patient IDs | 1.02 | 1.07 |

| ACTIVITY | Contract |
|-------------------------------------------------------------------------------------------|----------|
| Contract assess and fit appliances (case starts) as a percentage of Area Team case starts | 1.4 % |

Cumulative percentage of contracted UOA delivered 2019 & 2020



| Month | Adjusted Scheduled Activity (UOA) | | |
|-----------|-----------------------------------|------|------|
| | 2018 | 2019 | 2020 |
| April | 16 | -3 | 24 |
| May | 121 | -3 | 108 |
| June | 142 | -3 | 171 |
| July | 163 | -3 | 255 |
| August | 184 | 291 | 276 |
| September | 184 | 356 | 318 |
| October | 184 | 360 | |
| November | 289 | 402 | |
| December | 310 | 423 | |
| January | 352 | 444 | |
| February | 457 | 465 | |
| March | 457 | 486 | |
| April | 478 | 486 | |
| May | 478 | 486 | |
| June | 478 | 486 | |

QUANTITY METRICS (rolling 12 month period)

| | Contract Quantity | Contract Base Number | Contract * | Local Health Board | Wales |
|----------------------------------------------------------------------------------|-------------------|----------------------|------------|--------------------|-------|
| % of all assessments that were assess and fit appliances (case starts) | 24 | 24 | 100.0% | 85.4% | 66.5% |
| % of all assessments that were assess and refuse | 0 | 24 | 0.0% | 5.3% | 10.7% |
| % of all assessments that were assess and review | 0 | 24 | 0.0% | 9.3% | 22.8% |
| % of case starts with a reported IOTN of 3 and Aesthetic Component of 5 or below | 0 | 24 | N/A | 0.3% | 0.1% |
| % of case starts with a reported IOTN of 3 and Aesthetic Component of 6 or above | 0 | 24 | N/A | 2.5% | 2.5% |
| % of case starts with a reported IOTN of 4 | 20 | 24 | 83.3% | 75.9% | 75.6% |
| % of case starts with a reported IOTN of 5 | 4 | 24 | 16.7% | 20.9% | 18.9% |
| % of concluded courses in receipt of dual-arch fixed appliances | 1 | 13 | 7.7% | 86.8% | 64.8% |
| % of concluded courses where treatment was abandoned or discontinued | 0 | 13 | 0.0% | 3.4% | 6.7% |
| % of patients satisfied with the treatment they have received | 6 | 6 | 100.0% | 97.0% | 95.0% |

* Figures in italics indicate that the base number is less than 100.

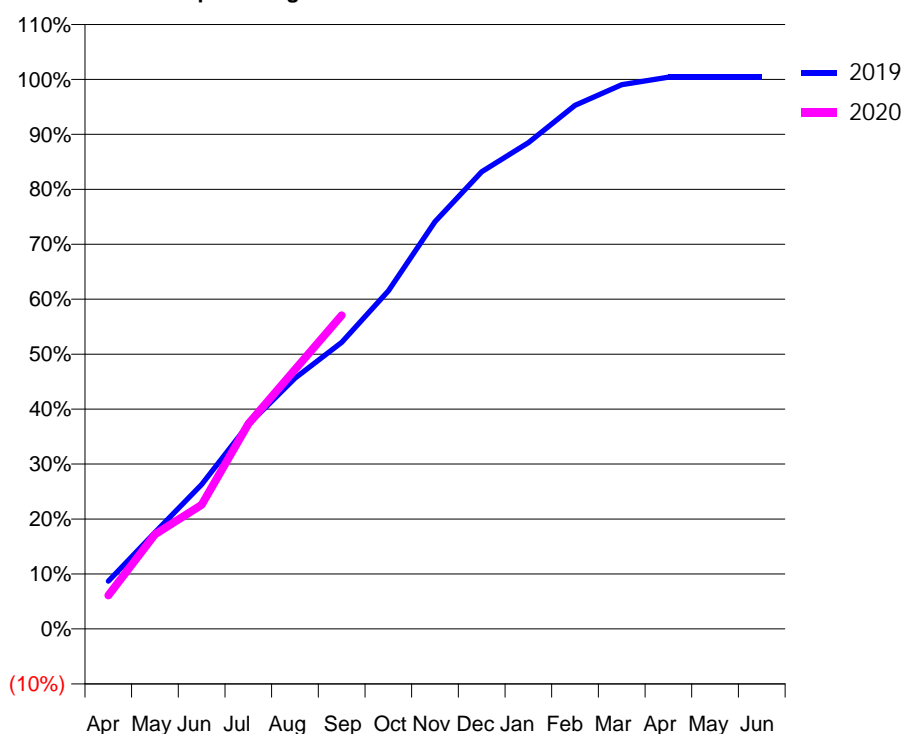
7A1 - Vital Signs Orthodontic At a Glance Contract Report for 329398/0002 - September 2019

| | | | |
|----------------------|--------------------------------|---------------------------------------------|-------------|
| Name or company name | Greenacre Orthodontics Limited | 19/20 Contracted general activity (UDA) | 0 |
| Contract type name | PDS Contract | Carry forward general activity (UDA) | 0 |
| Purpose of contract | Orthodontic | 19/20 Contracted orthodontic activity (UOA) | 9,700 |
| Contract start date | 01/05/2008 | Carry forward orthodontic activity (UOA) | -41 |
| Contract end date | 30/09/2024 | Baseline contract value | £580,186.23 |

| ACCESS | Contract | England and Wales |
|----------------------------------------------|----------|-------------------|
| 24 month ratio of assessments to patient IDs | 1.02 | 1.07 |

| ACTIVITY | Contract |
|-------------------------------------------------------------------------------------------|----------|
| Contract assess and fit appliances (case starts) as a percentage of Area Team case starts | 27.4 % |

Cumulative percentage of contracted UOA delivered 2019 & 2020



| Month | Adjusted Scheduled Activity (UOA) | | |
|-----------|-----------------------------------|--------|-------|
| | 2018 | 2019 | 2020 |
| April | 470 | 868 | 593 |
| May | 1,480 | 1,753 | 1,667 |
| June | 2,102 | 2,625 | 2,191 |
| July | 3,077 | 3,716 | 3,619 |
| August | 3,809 | 4,555 | 4,576 |
| September | 4,530 | 5,206 | 5,536 |
| October | 5,159 | 6,142 | |
| November | 5,991 | 7,397 | |
| December | 6,730 | 8,303 | |
| January | 7,334 | 8,834 | |
| February | 8,464 | 9,511 | |
| March | 9,407 | 9,886 | |
| April | 9,723 | 10,024 | |
| May | 9,726 | 10,025 | |
| June | 9,727 | 10,025 | |

QUANTITY METRICS (rolling 12 month period)

| | Contract Quantity | Contract Base Number | Contract * | Local Health Board | Wales |
|----------------------------------------------------------------------------------|-------------------|----------------------|------------|--------------------|-------|
| % of all assessments that were assess and fit appliances (case starts) | 481 | 758 | 63.5% | 85.4% | 66.5% |
| % of all assessments that were assess and refuse | 90 | 758 | 11.9% | 5.3% | 10.7% |
| % of all assessments that were assess and review | 187 | 758 | 24.7% | 9.3% | 22.8% |
| % of case starts with a reported IOTN of 3 and Aesthetic Component of 5 or below | 0 | 481 | N/A | 0.3% | 0.1% |
| % of case starts with a reported IOTN of 3 and Aesthetic Component of 6 or above | 6 | 481 | 1.2% | 2.5% | 2.5% |
| % of case starts with a reported IOTN of 4 | 371 | 481 | 77.1% | 75.9% | 75.6% |
| % of case starts with a reported IOTN of 5 | 102 | 481 | 21.2% | 20.9% | 18.9% |
| % of concluded courses in receipt of dual-arch fixed appliances | 341 | 379 | 90.0% | 86.8% | 64.8% |
| % of concluded courses where treatment was abandoned or discontinued | 18 | 379 | 4.7% | 3.4% | 6.7% |
| % of patients satisfied with the treatment they have received | 60 | 60 | 100.0% | 97.0% | 95.0% |

* Figures in italics indicate that the base number is less than 100.

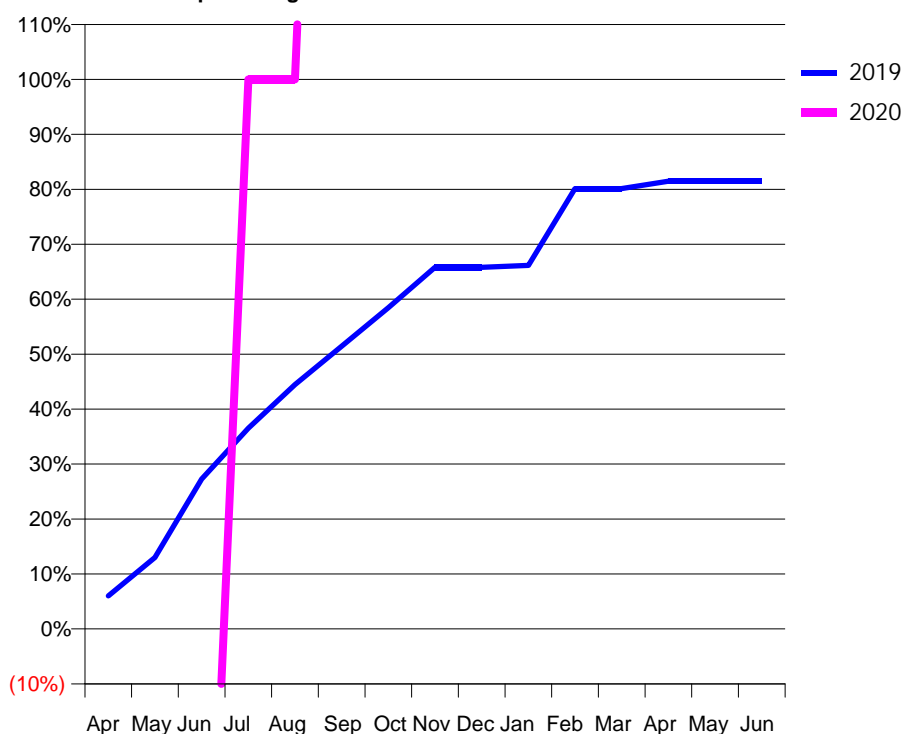
7A1 - Vital Signs Orthodontic At a Glance Contract Report for 826677/0001 - September 2019

| | | | |
|----------------------|-------------------------|---------------------------------------------|------------|
| Name or company name | MR SJ LANGSTON | 19/20 Contracted general activity (UDA) | 560 |
| Contract type name | GDS Contract | Carry forward general activity (UDA) | -4 |
| Purpose of contract | General and Orthodontic | 19/20 Contracted orthodontic activity (UOA) | 11 |
| Contract start date | 01/04/2006 | Carry forward orthodontic activity (UOA) | 56 |
| Contract end date | | Baseline contract value | £14,722.02 |

| ACCESS | Contract | England and Wales |
|----------------------------------------------|----------|-------------------|
| 24 month ratio of assessments to patient IDs | 1.07 | 1.07 |

| ACTIVITY | Contract |
|-------------------------------------------------------------------------------------------|----------|
| Contract assess and fit appliances (case starts) as a percentage of Area Team case starts | 0.6 % |

Cumulative percentage of contracted UOA delivered 2019 & 2020



| Month | Adjusted Scheduled Activity (UOA) | | |
|-----------|-----------------------------------|------|------|
| | 2018 | 2019 | 2020 |
| April | -5 | 18 | -56 |
| May | -0 | 39 | -52 |
| June | 1 | 82 | -10 |
| July | 1 | 110 | 11 |
| August | 87 | 133 | 11 |
| September | 108 | 154 | 32 |
| October | 109 | 175 | |
| November | 133 | 197 | |
| December | 133 | 197 | |
| January | 217 | 198 | |
| February | 241 | 240 | |
| March | 265 | 240 | |
| April | 372 | 244 | |
| May | 372 | 244 | |
| June | 372 | 244 | |

QUANTITY METRICS (rolling 12 month period)

| | Contract Quantity | Contract Base Number | Contract * | Local Health Board | Wales |
|----------------------------------------------------------------------------------|-------------------|----------------------|------------|--------------------|-------|
| % of all assessments that were assess and fit appliances (case starts) | 10 | 12 | 83.3% | 85.4% | 66.5% |
| % of all assessments that were assess and refuse | 0 | 12 | 0.0% | 5.3% | 10.7% |
| % of all assessments that were assess and review | 2 | 12 | 16.7% | 9.3% | 22.8% |
| % of case starts with a reported IOTN of 3 and Aesthetic Component of 5 or below | 0 | 10 | N/A | 0.3% | 0.1% |
| % of case starts with a reported IOTN of 3 and Aesthetic Component of 6 or above | 0 | 10 | N/A | 2.5% | 2.5% |
| % of case starts with a reported IOTN of 4 | 7 | 10 | 70.0% | 75.9% | 75.6% |
| % of case starts with a reported IOTN of 5 | 1 | 10 | 10.0% | 20.9% | 18.9% |
| % of concluded courses in receipt of dual-arch fixed appliances | 0 | 19 | N/A | 86.8% | 64.8% |
| % of concluded courses where treatment was abandoned or discontinued | 2 | 19 | 10.5% | 3.4% | 6.7% |
| % of patients satisfied with the treatment they have received | 2 | 2 | 100.0% | 97.0% | 95.0% |

* Figures in italics indicate that the base number is less than 100.

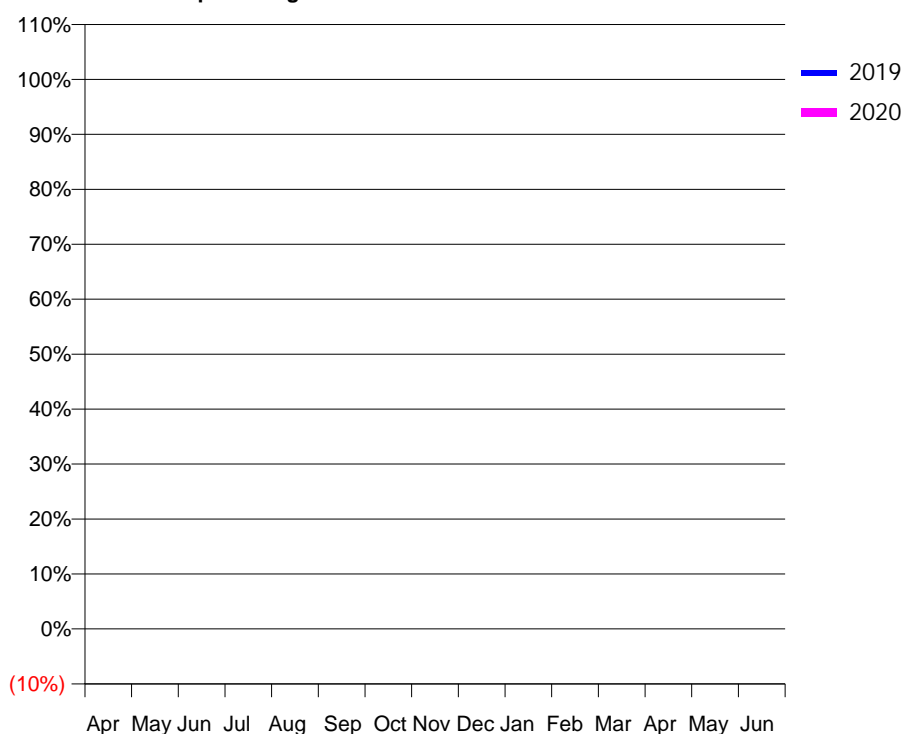
7A2 - Vital Signs Orthodontic At a Glance Contract Report for 100146/0000 - September 2019

| | | | |
|----------------------|--------------|---------------------------------------------|------------|
| Name or company name | Capel Dental | 19/20 Contracted general activity (UDA) | 1,150 |
| Contract type name | GDS Contract | Carry forward general activity (UDA) | 0 |
| Purpose of contract | General | 19/20 Contracted orthodontic activity (UOA) | 0 |
| Contract start date | 01/05/2016 | Carry forward orthodontic activity (UOA) | 0 |
| Contract end date | | Baseline contract value | £27,775.55 |

| ACCESS | Contract | England and Wales |
|----------------------------------------------|----------|-------------------|
| 24 month ratio of assessments to patient IDs | 1.00 | 1.07 |

| ACTIVITY | Contract |
|-------------------------------------------------------------------------------------------|----------|
| Contract assess and fit appliances (case starts) as a percentage of Area Team case starts | 0.0 % |

Cumulative percentage of contracted UOA delivered 2019 & 2020



| Month | Adjusted Scheduled Activity (UOA) | | |
|-----------|-----------------------------------|------|------|
| | 2018 | 2019 | 2020 |
| April | 0 | 0 | 0 |
| May | 0 | 0 | 0 |
| June | 0 | 0 | 0 |
| July | 0 | 0 | 0 |
| August | 0 | 0 | 1 |
| September | 0 | 0 | 1 |
| October | 0 | 0 | |
| November | 0 | 0 | |
| December | 0 | 0 | |
| January | 0 | 0 | |
| February | 0 | 0 | |
| March | 0 | 0 | |
| April | 0 | 0 | |
| May | 0 | 0 | |
| June | 0 | 0 | |

QUANTITY METRICS (rolling 12 month period)

| | Contract Quantity | Contract Base Number | Contract * | Local Health Board | Wales |
|----------------------------------------------------------------------------------|-------------------|----------------------|------------|--------------------|-------|
| % of all assessments that were assess and fit appliances (case starts) | 0 | 1 | 0.0% | 63.2% | 66.5% |
| % of all assessments that were assess and refuse | 0 | 1 | 0.0% | 9.9% | 10.7% |
| % of all assessments that were assess and review | 1 | 1 | 100.0% | 26.8% | 22.8% |
| % of case starts with a reported IOTN of 3 and Aesthetic Component of 5 or below | 0 | 0 | N/A | 0.0% | 0.1% |
| % of case starts with a reported IOTN of 3 and Aesthetic Component of 6 or above | 0 | 0 | N/A | 0.7% | 2.5% |
| % of case starts with a reported IOTN of 4 | 0 | 0 | N/A | 81.7% | 75.6% |
| % of case starts with a reported IOTN of 5 | 0 | 0 | N/A | 17.1% | 18.9% |
| % of concluded courses in receipt of dual-arch fixed appliances | 0 | 0 | N/A | 86.5% | 64.8% |
| % of concluded courses where treatment was abandoned or discontinued | 0 | 0 | N/A | 6.2% | 6.7% |
| % of patients satisfied with the treatment they have received | 0 | 0 | N/A | 88.3% | 95.0% |

* Figures in italics indicate that the base number is less than 100.

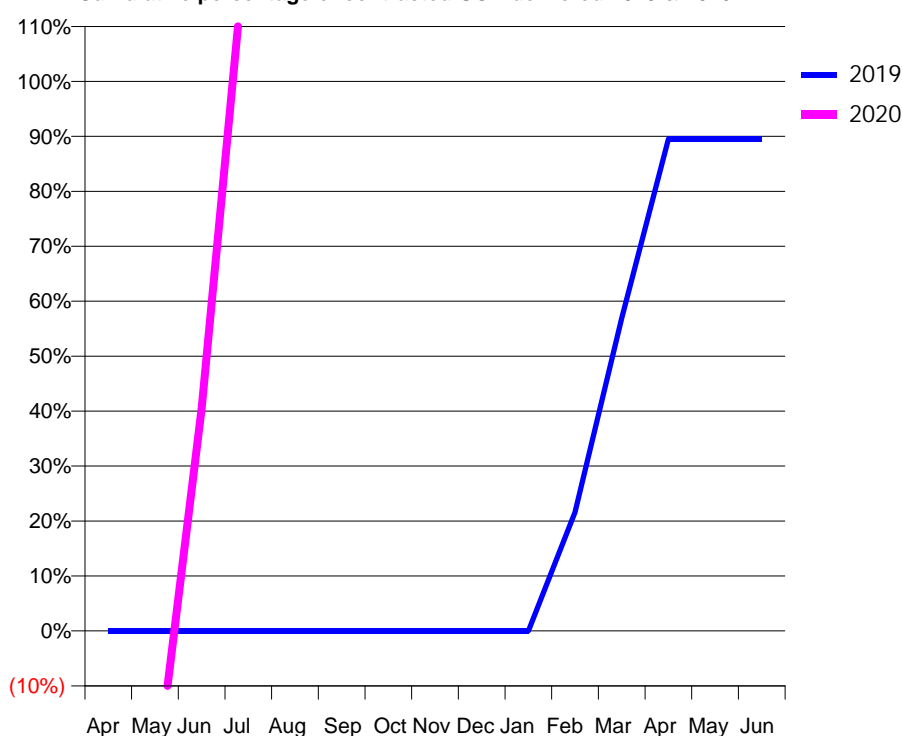
7A2 - Vital Signs Orthodontic At a Glance Contract Report for 100946/0000 - September 2019

| | | | |
|----------------------|-----------------------|---------------------------------------------|-----------|
| Name or company name | Quayside Orthodontics | 19/20 Contracted general activity (UDA) | 0 |
| Contract type name | PDS Contract | Carry forward general activity (UDA) | 0 |
| Purpose of contract | Orthodontic | 19/20 Contracted orthodontic activity (UOA) | 121 |
| Contract start date | 01/12/2018 | Carry forward orthodontic activity (UOA) | 35 |
| Contract end date | 31/03/2021 | Baseline contract value | £7,050.00 |

| ACCESS | Contract | England and Wales |
|----------------------------------------------|----------|-------------------|
| 24 month ratio of assessments to patient IDs | 1.01 | 1.07 |

| ACTIVITY | Contract |
|-------------------------------------------------------------------------------------------|----------|
| Contract assess and fit appliances (case starts) as a percentage of Area Team case starts | 8.7 % |

Cumulative percentage of contracted UOA delivered 2019 & 2020



| Month | Adjusted Scheduled Activity (UOA) | | |
|-----------|-----------------------------------|-------|------|
| | 2018 | 2019 | 2020 |
| April | 0 | 0 | -35 |
| May | 0 | 0 | -35 |
| June | 0 | 0 | 49 |
| July | 0 | 0 | 157 |
| August | 0 | 0 | 157 |
| September | 0 | 0 | 199 |
| October | 0 | 0 | |
| November | 0 | 0 | |
| December | 0 | 0 | |
| January | 0 | 0 | |
| February | 0 | 547 | |
| March | 0 | 1,440 | |
| April | 0 | 2,265 | |
| May | 0 | 2,265 | |
| June | 0 | 2,265 | |

QUANTITY METRICS (rolling 12 month period)

| | Contract Quantity | Contract Base Number | Contract * | Local Health Board | Wales |
|----------------------------------------------------------------------------------|-------------------|----------------------|------------|--------------------|-------|
| % of all assessments that were assess and fit appliances (case starts) | 115 | 146 | 78.8% | 63.2% | 66.5% |
| % of all assessments that were assess and refuse | 23 | 146 | 15.8% | 9.9% | 10.7% |
| % of all assessments that were assess and review | 8 | 146 | 5.5% | 26.8% | 22.8% |
| % of case starts with a reported IOTN of 3 and Aesthetic Component of 5 or below | 0 | 115 | N/A | 0.0% | 0.1% |
| % of case starts with a reported IOTN of 3 and Aesthetic Component of 6 or above | 2 | 115 | 1.7% | 0.7% | 2.5% |
| % of case starts with a reported IOTN of 4 | 92 | 115 | 80.0% | 81.7% | 75.6% |
| % of case starts with a reported IOTN of 5 | 21 | 115 | 18.3% | 17.1% | 18.9% |
| % of concluded courses in receipt of dual-arch fixed appliances | 0 | 0 | N/A | 86.5% | 64.8% |
| % of concluded courses where treatment was abandoned or discontinued | 0 | 0 | N/A | 6.2% | 6.7% |
| % of patients satisfied with the treatment they have received | 14 | 15 | 93.3% | 88.3% | 95.0% |

* Figures in italics indicate that the base number is less than 100.

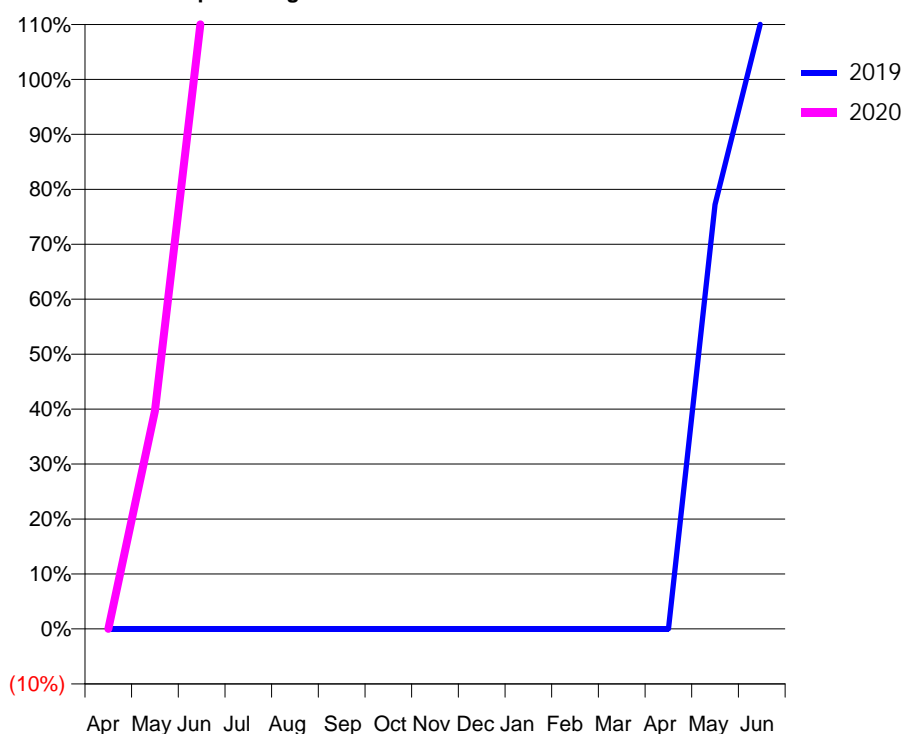
7A2 - Vital Signs Orthodontic At a Glance Contract Report for 100947/0000 - September 2019

| | | | |
|----------------------|-----------------------|---------------------------------------------|-----------|
| Name or company name | Q Dental Care Limited | 19/20 Contracted general activity (UDA) | 0 |
| Contract type name | PDS Contract | Carry forward general activity (UDA) | 0 |
| Purpose of contract | Orthodontic | 19/20 Contracted orthodontic activity (UOA) | 58 |
| Contract start date | 01/12/2018 | Carry forward orthodontic activity (UOA) | 0 |
| Contract end date | 31/03/2021 | Baseline contract value | £3,301.90 |

| ACCESS | Contract | England and Wales |
|----------------------------------------------|----------|-------------------|
| 24 month ratio of assessments to patient IDs | 1.00 | 1.07 |

| ACTIVITY | Contract |
|-------------------------------------------------------------------------------------------|----------|
| Contract assess and fit appliances (case starts) as a percentage of Area Team case starts | 5.8 % |

Cumulative percentage of contracted UOA delivered 2019 & 2020



| Month | Adjusted Scheduled Activity (UOA) | | |
|-----------|-----------------------------------|-------|------|
| | 2018 | 2019 | 2020 |
| April | 0 | 0 | 0 |
| May | 0 | 0 | 23 |
| June | 0 | 0 | 65 |
| July | 0 | 0 | 65 |
| August | 0 | 0 | 65 |
| September | 0 | 0 | 65 |
| October | 0 | 0 | |
| November | 0 | 0 | |
| December | 0 | 0 | |
| January | 0 | 0 | |
| February | 0 | 0 | |
| March | 0 | 0 | |
| April | 0 | 0 | |
| May | 0 | 1,134 | |
| June | 0 | 1,632 | |

QUANTITY METRICS (rolling 12 month period)

| | Contract Quantity | Contract Base Number | Contract * | Local Health Board | Wales |
|----------------------------------------------------------------------------------|-------------------|----------------------|------------|--------------------|-------|
| % of all assessments that were assess and fit appliances (case starts) | 77 | 107 | 72.0% | 63.2% | 66.5% |
| % of all assessments that were assess and refuse | 17 | 107 | 15.9% | 9.9% | 10.7% |
| % of all assessments that were assess and review | 13 | 107 | 12.1% | 26.8% | 22.8% |
| % of case starts with a reported IOTN of 3 and Aesthetic Component of 5 or below | 0 | 77 | <i>N/A</i> | 0.0% | 0.1% |
| % of case starts with a reported IOTN of 3 and Aesthetic Component of 6 or above | 0 | 77 | <i>N/A</i> | 0.7% | 2.5% |
| % of case starts with a reported IOTN of 4 | 71 | 77 | 92.2% | 81.7% | 75.6% |
| % of case starts with a reported IOTN of 5 | 6 | 77 | 7.8% | 17.1% | 18.9% |
| % of concluded courses in receipt of dual-arch fixed appliances | 0 | 0 | <i>N/A</i> | 86.5% | 64.8% |
| % of concluded courses where treatment was abandoned or discontinued | 0 | 0 | <i>N/A</i> | 6.2% | 6.7% |
| % of patients satisfied with the treatment they have received | 10 | 10 | 100.0% | 88.3% | 95.0% |

* Figures in italics indicate that the base number is less than 100.

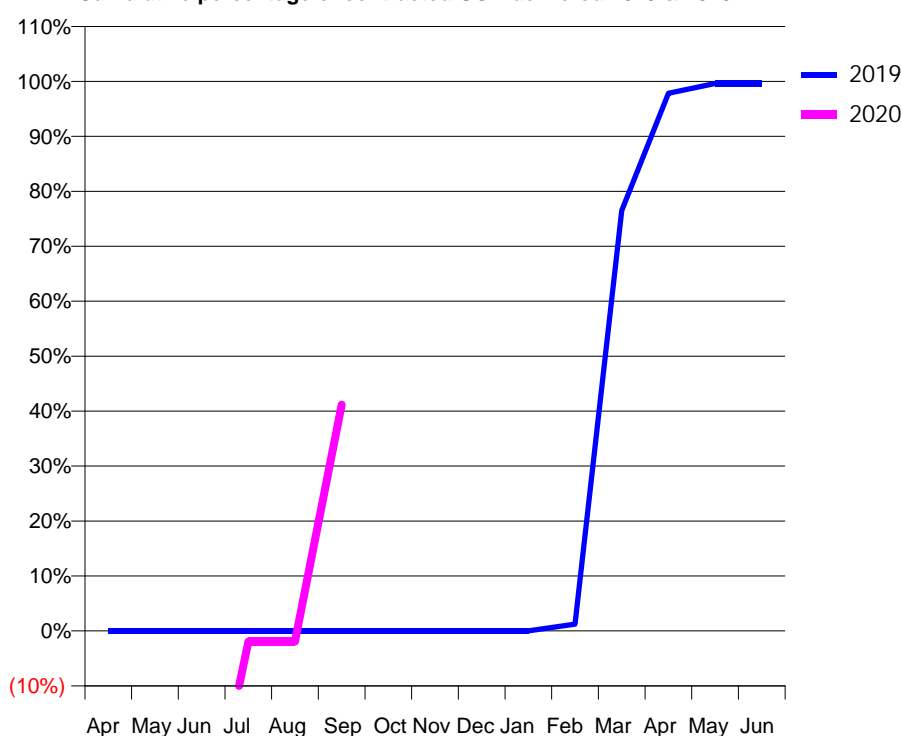
7A2 - Vital Signs Orthodontic At a Glance Contract Report for 100948/0000 - September 2019

| | | | |
|----------------------|---------------------------------|---------------------------------------------|-----------|
| Name or company name | Neat-Teeth Orthodontics Limited | 19/20 Contracted general activity (UDA) | 0 |
| Contract type name | PDS Contract | Carry forward general activity (UDA) | 0 |
| Purpose of contract | Orthodontic | 19/20 Contracted orthodontic activity (UOA) | 51 |
| Contract start date | 01/12/2018 | Carry forward orthodontic activity (UOA) | 22 |
| Contract end date | 31/03/2021 | Baseline contract value | £3,251.20 |

| ACCESS | Contract | England and Wales |
|----------------------------------------------|----------|-------------------|
| 24 month ratio of assessments to patient IDs | 1.17 | 1.07 |

| ACTIVITY | Contract |
|-------------------------------------------------------------------------------------------|----------|
| Contract assess and fit appliances (case starts) as a percentage of Area Team case starts | 5.6 % |

Cumulative percentage of contracted UOA delivered 2019 & 2020



| Month | Adjusted Scheduled Activity (UOA) | | |
|-----------|-----------------------------------|-------|------|
| | 2018 | 2019 | 2020 |
| April | 0 | 0 | -22 |
| May | 0 | 0 | -22 |
| June | 0 | 0 | -22 |
| July | 0 | 0 | -1 |
| August | 0 | 0 | -1 |
| September | 0 | 0 | 21 |
| October | 0 | 0 | |
| November | 0 | 0 | |
| December | 0 | 0 | |
| January | 0 | 0 | |
| February | 0 | 16 | |
| March | 0 | 983 | |
| April | 0 | 1,257 | |
| May | 0 | 1,280 | |
| June | 0 | 1,280 | |

QUANTITY METRICS (rolling 12 month period)

| | Contract Quantity | Contract Base Number | Contract * | Local Health Board | Wales |
|----------------------------------------------------------------------------------|-------------------|----------------------|------------|--------------------|-------|
| % of all assessments that were assess and fit appliances (case starts) | 74 | 112 | 66.1% | 63.2% | 66.5% |
| % of all assessments that were assess and refuse | 33 | 112 | 29.5% | 9.9% | 10.7% |
| % of all assessments that were assess and review | 5 | 112 | 4.5% | 26.8% | 22.8% |
| % of case starts with a reported IOTN of 3 and Aesthetic Component of 5 or below | 0 | 74 | <i>N/A</i> | 0.0% | 0.1% |
| % of case starts with a reported IOTN of 3 and Aesthetic Component of 6 or above | 3 | 74 | 4.1% | 0.7% | 2.5% |
| % of case starts with a reported IOTN of 4 | 64 | 74 | 86.5% | 81.7% | 75.6% |
| % of case starts with a reported IOTN of 5 | 6 | 74 | 8.1% | 17.1% | 18.9% |
| % of concluded courses in receipt of dual-arch fixed appliances | 0 | 1 | <i>N/A</i> | 86.5% | 64.8% |
| % of concluded courses where treatment was abandoned or discontinued | 1 | 1 | 100.0% | 6.2% | 6.7% |
| % of patients satisfied with the treatment they have received | 3 | 3 | 100.0% | 88.3% | 95.0% |

* Figures in italics indicate that the base number is less than 100.

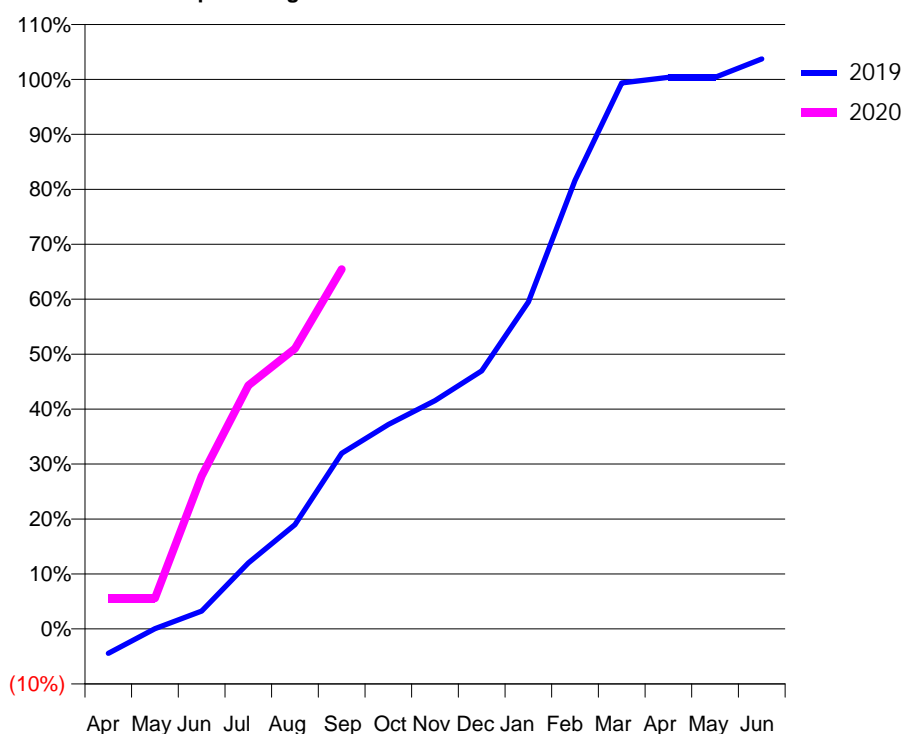
7A2 - Vital Signs Orthodontic At a Glance Contract Report for 176710/0007 - September 2019

| | | | |
|----------------------|-----------------------|---------------------------------------------|-------------|
| Name or company name | Q Dental Care Limited | 19/20 Contracted general activity (UDA) | 0 |
| Contract type name | PDS Contract | Carry forward general activity (UDA) | 0 |
| Purpose of contract | Orthodontic | 19/20 Contracted orthodontic activity (UOA) | 13,467 |
| Contract start date | 01/07/2011 | Carry forward orthodontic activity (UOA) | -752 |
| Contract end date | 30/11/2019 | Baseline contract value | £843,150.61 |

| ACCESS | Contract | England and Wales |
|----------------------------------------------|----------|-------------------|
| 24 month ratio of assessments to patient IDs | 1.03 | 1.07 |

| ACTIVITY | Contract |
|-------------------------------------------------------------------------------------------|----------|
| Contract assess and fit appliances (case starts) as a percentage of Area Team case starts | 79.8 % |

Cumulative percentage of contracted UOA delivered 2019 & 2020



| Month | Adjusted Scheduled Activity (UOA) | | |
|-----------|-----------------------------------|--------|-------|
| | 2018 | 2019 | 2020 |
| April | 451 | -900 | 752 |
| May | 1,275 | 6 | 752 |
| June | 2,123 | 653 | 3,747 |
| July | 3,754 | 2,430 | 5,970 |
| August | 5,043 | 3,835 | 6,872 |
| September | 6,542 | 6,457 | 8,815 |
| October | 7,686 | 7,517 | |
| November | 8,725 | 8,397 | |
| December | 9,745 | 9,490 | |
| January | 11,051 | 12,023 | |
| February | 14,718 | 16,486 | |
| March | 16,583 | 20,068 | |
| April | 17,100 | 20,278 | |
| May | 17,100 | 20,278 | |
| June | 17,100 | 20,952 | |

QUANTITY METRICS (rolling 12 month period)

| | Contract Quantity | Contract Base Number | Contract * | Local Health Board | Wales |
|----------------------------------------------------------------------------------|-------------------|----------------------|------------|--------------------|-------|
| % of all assessments that were assess and fit appliances (case starts) | 1,053 | 1,519 | 69.3% | 63.2% | 66.5% |
| % of all assessments that were assess and refuse | 113 | 1,519 | 7.4% | 9.9% | 10.7% |
| % of all assessments that were assess and review | 353 | 1,519 | 23.2% | 26.8% | 22.8% |
| % of case starts with a reported IOTN of 3 and Aesthetic Component of 5 or below | 0 | 1,053 | N/A | 0.0% | 0.1% |
| % of case starts with a reported IOTN of 3 and Aesthetic Component of 6 or above | 4 | 1,053 | 0.4% | 0.7% | 2.5% |
| % of case starts with a reported IOTN of 4 | 851 | 1,053 | 80.8% | 81.7% | 75.6% |
| % of case starts with a reported IOTN of 5 | 192 | 1,053 | 18.2% | 17.1% | 18.9% |
| % of concluded courses in receipt of dual-arch fixed appliances | 575 | 664 | 86.6% | 86.5% | 64.8% |
| % of concluded courses where treatment was abandoned or discontinued | 40 | 664 | 6.0% | 6.2% | 6.7% |
| % of patients satisfied with the treatment they have received | 109 | 126 | 86.5% | 88.3% | 95.0% |

* Figures in italics indicate that the base number is less than 100.

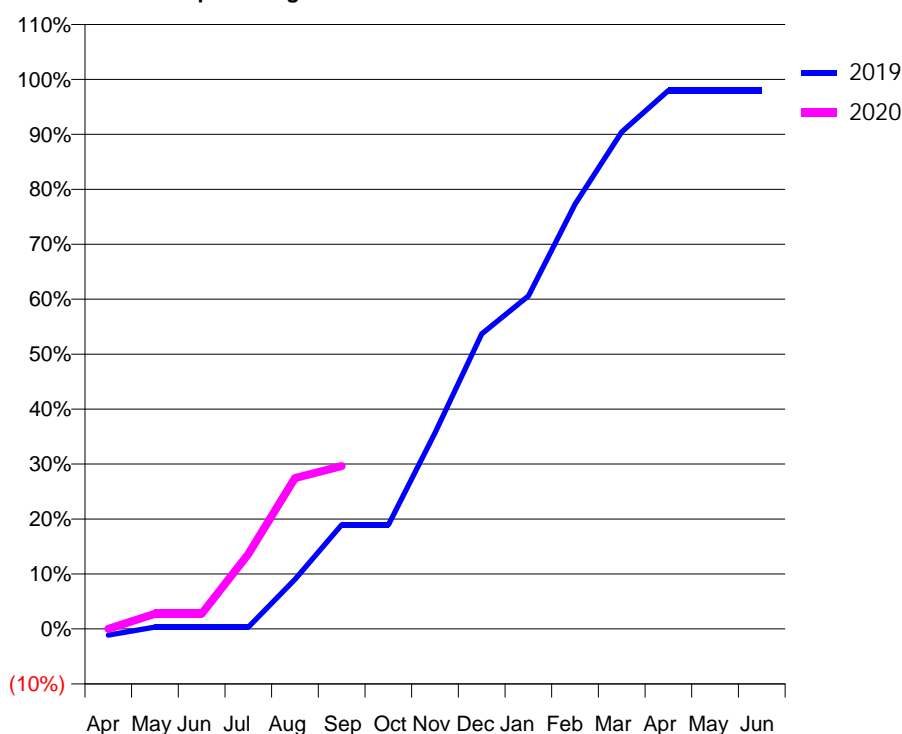
7A3 - Vital Signs Orthodontic At a Glance Contract Report for 117234/0001 - September 2019

| | | | |
|----------------------|-----------------------------|---------------------------------------------|-------------|
| Name or company name | Cwmtawe Dental Practice Ltd | 19/20 Contracted general activity (UDA) | 9,000 |
| Contract type name | GDS Contract | Carry forward general activity (UDA) | 0 |
| Purpose of contract | General and Orthodontic | 19/20 Contracted orthodontic activity (UOA) | 3,062 |
| Contract start date | 01/04/2008 | Carry forward orthodontic activity (UOA) | 0 |
| Contract end date | | Baseline contract value | £434,148.73 |

| ACCESS | Contract | England and Wales |
|----------------------------------------------|----------|-------------------|
| 24 month ratio of assessments to patient IDs | 1.03 | 1.07 |

| ACTIVITY | Contract |
|-------------------------------------------------------------------------------------------|----------|
| Contract assess and fit appliances (case starts) as a percentage of Area Team case starts | 7.5 % |

Cumulative percentage of contracted UOA delivered 2019 & 2020



| Month | Adjusted Scheduled Activity (UOA) | | |
|-----------|-----------------------------------|-------|------|
| | 2018 | 2019 | 2020 |
| April | 380 | -35 | 0 |
| May | 681 | 10 | 84 |
| June | 681 | 10 | 84 |
| July | 681 | 10 | 418 |
| August | 681 | 276 | 841 |
| September | 681 | 580 | 908 |
| October | 1,103 | 580 | |
| November | 1,103 | 1,092 | |
| December | 1,727 | 1,644 | |
| January | 2,008 | 1,855 | |
| February | 2,418 | 2,366 | |
| March | 2,880 | 2,769 | |
| April | 3,027 | 3,000 | |
| May | 3,027 | 3,000 | |
| June | 3,027 | 3,000 | |

QUANTITY METRICS (rolling 12 month period)

| | Contract Quantity | Contract Base Number | Contract * | Local Health Board | Wales |
|----------------------------------------------------------------------------------|-------------------|----------------------|------------|--------------------|-------|
| % of all assessments that were assess and fit appliances (case starts) | 160 | 200 | 80.0% | 59.9% | 66.5% |
| % of all assessments that were assess and refuse | 35 | 200 | 17.5% | 11.0% | 10.7% |
| % of all assessments that were assess and review | 5 | 200 | 2.5% | 29.1% | 22.8% |
| % of case starts with a reported IOTN of 3 and Aesthetic Component of 5 or below | 0 | 160 | N/A | 0.0% | 0.1% |
| % of case starts with a reported IOTN of 3 and Aesthetic Component of 6 or above | 2 | 160 | 1.3% | 1.0% | 2.5% |
| % of case starts with a reported IOTN of 4 | 129 | 160 | 80.6% | 71.6% | 75.6% |
| % of case starts with a reported IOTN of 5 | 26 | 160 | 16.3% | 23.8% | 18.9% |
| % of concluded courses in receipt of dual-arch fixed appliances | 5 | 11 | 45.5% | 45.3% | 64.8% |
| % of concluded courses where treatment was abandoned or discontinued | 2 | 11 | 18.2% | 9.5% | 6.7% |
| % of patients satisfied with the treatment they have received | 9 | 11 | 81.8% | 96.5% | 95.0% |

* Figures in italics indicate that the base number is less than 100.

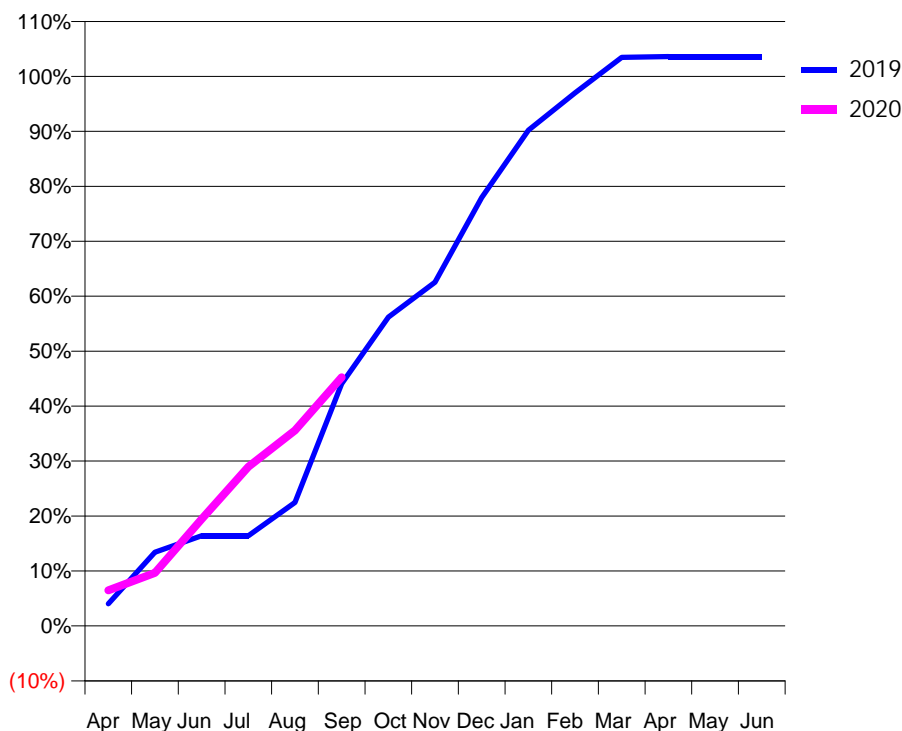
7A3 - Vital Signs Orthodontic At a Glance Contract Report for 153729/0001 - September 2019

| | | | |
|----------------------|---------------------------------------------------|---------------------------------------------|-------------|
| Name or company name | Dr EV Johnstone, Dr D Ainsworth and Dr J Williams | 19/20 Contracted general activity (UDA) | 9,742 |
| Contract type name | Pilot Contract | Carry forward general activity (UDA) | 0 |
| Purpose of contract | General and Orthodontic | 19/20 Contracted orthodontic activity (UOA) | 694 |
| Contract start date | 01/04/2006 | Carry forward orthodontic activity (UOA) | 0 |
| Contract end date | | Baseline contract value | £448,158.86 |

| ACCESS | Contract | England and Wales |
|----------------------------------------------|----------|-------------------|
| 24 month ratio of assessments to patient IDs | 1.08 | 1.07 |

| ACTIVITY | Contract |
|-------------------------------------------------------------------------------------------|----------|
| Contract assess and fit appliances (case starts) as a percentage of Area Team case starts | 1.5 % |

Cumulative percentage of contracted UOA delivered 2019 & 2020



| Month | Adjusted Scheduled Activity (UOA) | | |
|-----------|-----------------------------------|------|------|
| | 2018 | 2019 | 2020 |
| April | 46 | 28 | 45 |
| May | 157 | 93 | 67 |
| June | 158 | 114 | 135 |
| July | 183 | 114 | 201 |
| August | 269 | 156 | 247 |
| September | 312 | 306 | 314 |
| October | 383 | 390 | |
| November | 491 | 434 | |
| December | 512 | 541 | |
| January | 556 | 626 | |
| February | 685 | 673 | |
| March | 693 | 718 | |
| April | 697 | 719 | |
| May | 697 | 719 | |
| June | 697 | 719 | |

QUANTITY METRICS (rolling 12 month period)

| | Contract Quantity | Contract Base Number | Contract * | Local Health Board | Wales |
|----------------------------------------------------------------------------------|-------------------|----------------------|------------|--------------------|-------|
| % of all assessments that were assess and fit appliances (case starts) | 33 | 65 | 50.8% | 59.9% | 66.5% |
| % of all assessments that were assess and refuse | 1 | 65 | 1.5% | 11.0% | 10.7% |
| % of all assessments that were assess and review | 31 | 65 | 47.7% | 29.1% | 22.8% |
| % of case starts with a reported IOTN of 3 and Aesthetic Component of 5 or below | 0 | 33 | N/A | 0.0% | 0.1% |
| % of case starts with a reported IOTN of 3 and Aesthetic Component of 6 or above | 0 | 33 | N/A | 1.0% | 2.5% |
| % of case starts with a reported IOTN of 4 | 17 | 33 | 51.5% | 71.6% | 75.6% |
| % of case starts with a reported IOTN of 5 | 16 | 33 | 48.5% | 23.8% | 18.9% |
| % of concluded courses in receipt of dual-arch fixed appliances | 2 | 2 | 100.0% | 45.3% | 64.8% |
| % of concluded courses where treatment was abandoned or discontinued | 0 | 2 | 0.0% | 9.5% | 6.7% |
| % of patients satisfied with the treatment they have received | 5 | 6 | 83.3% | 96.5% | 95.0% |

* Figures in italics indicate that the base number is less than 100.

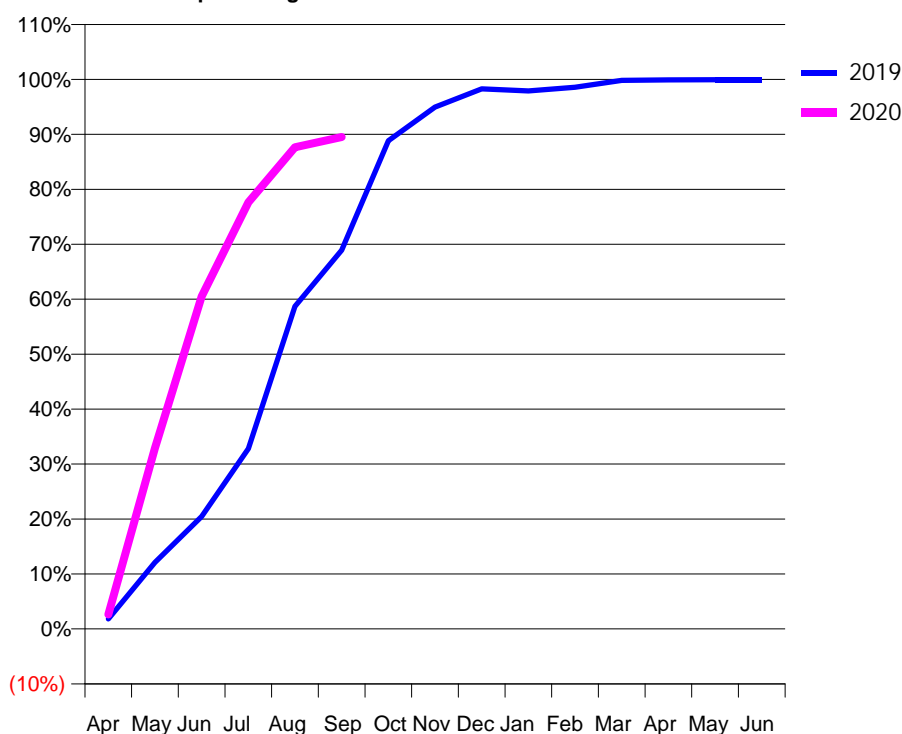
7A3 - Vital Signs Orthodontic At a Glance Contract Report for 162868/0001 - September 2019

| | | | |
|----------------------|---------------------------------|---------------------------------------------|-------------|
| Name or company name | Neat-Teeth Orthodontics Limited | 19/20 Contracted general activity (UDA) | 0 |
| Contract type name | GDS Contract | Carry forward general activity (UDA) | 0 |
| Purpose of contract | Orthodontic | 19/20 Contracted orthodontic activity (UOA) | 9,014 |
| Contract start date | 01/09/2011 | Carry forward orthodontic activity (UOA) | 0 |
| Contract end date | 30/11/2021 | Baseline contract value | £593,425.91 |

| ACCESS | Contract | England and Wales |
|----------------------------------------------|----------|-------------------|
| 24 month ratio of assessments to patient IDs | 1.05 | 1.07 |

| ACTIVITY | Contract |
|-------------------------------------------------------------------------------------------|----------|
| Contract assess and fit appliances (case starts) as a percentage of Area Team case starts | 25.4 % |

Cumulative percentage of contracted UOA delivered 2019 & 2020



| Month | Adjusted Scheduled Activity (UOA) | | |
|-----------|-----------------------------------|-------|-------|
| | 2018 | 2019 | 2020 |
| April | 399 | 165 | 238 |
| May | 1,284 | 1,091 | 2,965 |
| June | 1,542 | 1,845 | 5,454 |
| July | 1,755 | 2,957 | 6,997 |
| August | 3,177 | 5,291 | 7,899 |
| September | 5,028 | 6,212 | 8,069 |
| October | 6,085 | 8,008 | |
| November | 6,959 | 8,559 | |
| December | 7,421 | 8,859 | |
| January | 7,694 | 8,826 | |
| February | 8,289 | 8,884 | |
| March | 8,437 | 8,998 | |
| April | 8,976 | 9,005 | |
| May | 9,063 | 9,009 | |
| June | 9,084 | 9,009 | |

QUANTITY METRICS (rolling 12 month period)

| | Contract Quantity | Contract Base Number | Contract * | Local Health Board | Wales |
|----------------------------------------------------------------------------------|-------------------|----------------------|------------|--------------------|-------|
| % of all assessments that were assess and fit appliances (case starts) | 543 | 770 | 70.5% | 59.9% | 66.5% |
| % of all assessments that were assess and refuse | 43 | 770 | 5.6% | 11.0% | 10.7% |
| % of all assessments that were assess and review | 184 | 770 | 23.9% | 29.1% | 22.8% |
| % of case starts with a reported IOTN of 3 and Aesthetic Component of 5 or below | 0 | 543 | N/A | 0.0% | 0.1% |
| % of case starts with a reported IOTN of 3 and Aesthetic Component of 6 or above | 1 | 543 | 0.2% | 1.0% | 2.5% |
| % of case starts with a reported IOTN of 4 | 353 | 543 | 65.0% | 71.6% | 75.6% |
| % of case starts with a reported IOTN of 5 | 161 | 543 | 29.7% | 23.8% | 18.9% |
| % of concluded courses in receipt of dual-arch fixed appliances | 32 | 350 | 9.1% | 45.3% | 64.8% |
| % of concluded courses where treatment was abandoned or discontinued | 49 | 350 | 14.0% | 9.5% | 6.7% |
| % of patients satisfied with the treatment they have received | 40 | 40 | 100.0% | 96.5% | 95.0% |

* Figures in italics indicate that the base number is less than 100.

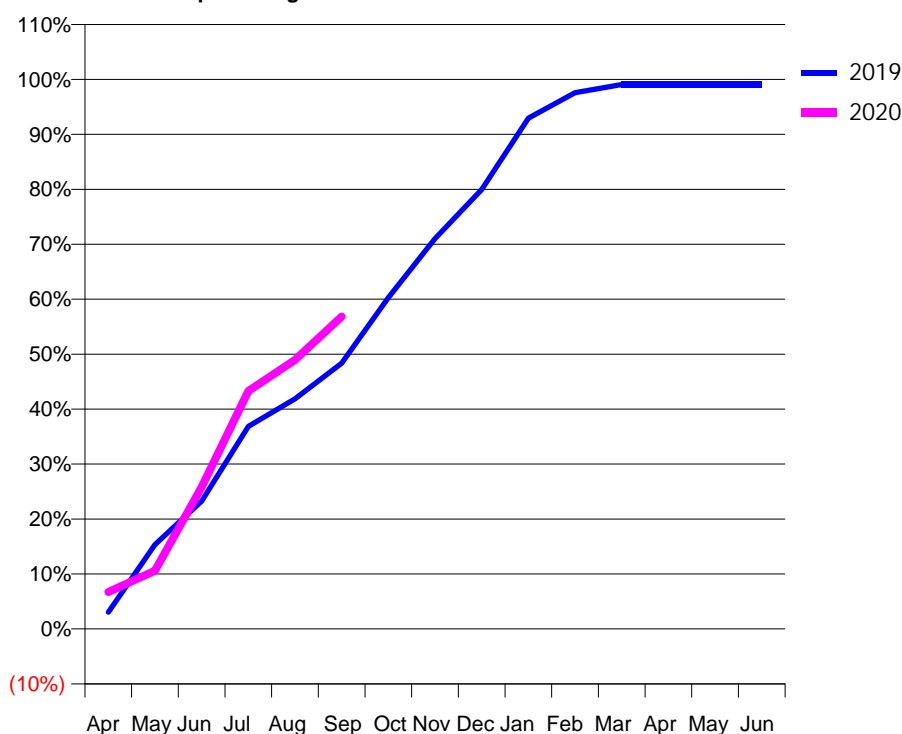
7A3 - Vital Signs Orthodontic At a Glance Contract Report for 176710/0006 - September 2019

| | | | |
|----------------------|-----------------------|---------------------------------------------|-------------|
| Name or company name | Q Dental Care Limited | 19/20 Contracted general activity (UDA) | 0 |
| Contract type name | PDS Contract | Carry forward general activity (UDA) | 0 |
| Purpose of contract | Orthodontic | 19/20 Contracted orthodontic activity (UOA) | 10,822 |
| Contract start date | 01/07/2011 | Carry forward orthodontic activity (UOA) | 0 |
| Contract end date | 30/11/2021 | Baseline contract value | £712,453.43 |

| ACCESS | Contract | England and Wales |
|----------------------------------------------|----------|-------------------|
| 24 month ratio of assessments to patient IDs | 1.07 | 1.07 |

| ACTIVITY | Contract |
|-------------------------------------------------------------------------------------------|----------|
| Contract assess and fit appliances (case starts) as a percentage of Area Team case starts | 25.3 % |

Cumulative percentage of contracted UOA delivered 2019 & 2020



| Month | Adjusted Scheduled Activity (UOA) | | |
|-----------|-----------------------------------|--------|-------|
| | 2018 | 2019 | 2020 |
| April | 50 | 330 | 727 |
| May | 311 | 1,661 | 1,146 |
| June | 802 | 2,517 | 2,794 |
| July | 1,761 | 3,988 | 4,686 |
| August | 2,460 | 4,531 | 5,295 |
| September | 3,253 | 5,233 | 6,151 |
| October | 4,328 | 6,525 | |
| November | 5,418 | 7,686 | |
| December | 6,031 | 8,652 | |
| January | 7,112 | 10,057 | |
| February | 9,050 | 10,558 | |
| March | 10,249 | 10,720 | |
| April | 10,960 | 10,720 | |
| May | 10,960 | 10,720 | |
| June | 10,960 | 10,720 | |

QUANTITY METRICS (rolling 12 month period)

| | Contract Quantity | Contract Base Number | Contract * | Local Health Board | Wales |
|----------------------------------------------------------------------------------|-------------------|----------------------|------------|--------------------|-------|
| % of all assessments that were assess and fit appliances (case starts) | 541 | 948 | 57.1% | 59.9% | 66.5% |
| % of all assessments that were assess and refuse | 70 | 948 | 7.4% | 11.0% | 10.7% |
| % of all assessments that were assess and review | 337 | 948 | 35.5% | 29.1% | 22.8% |
| % of case starts with a reported IOTN of 3 and Aesthetic Component of 5 or below | 0 | 541 | N/A | 0.0% | 0.1% |
| % of case starts with a reported IOTN of 3 and Aesthetic Component of 6 or above | 1 | 541 | 0.2% | 1.0% | 2.5% |
| % of case starts with a reported IOTN of 4 | 428 | 541 | 79.1% | 71.6% | 75.6% |
| % of case starts with a reported IOTN of 5 | 107 | 541 | 19.8% | 23.8% | 18.9% |
| % of concluded courses in receipt of dual-arch fixed appliances | 558 | 591 | 94.4% | 45.3% | 64.8% |
| % of concluded courses where treatment was abandoned or discontinued | 16 | 591 | 2.7% | 9.5% | 6.7% |
| % of patients satisfied with the treatment they have received | 31 | 32 | 96.9% | 96.5% | 95.0% |

* Figures in italics indicate that the base number is less than 100.

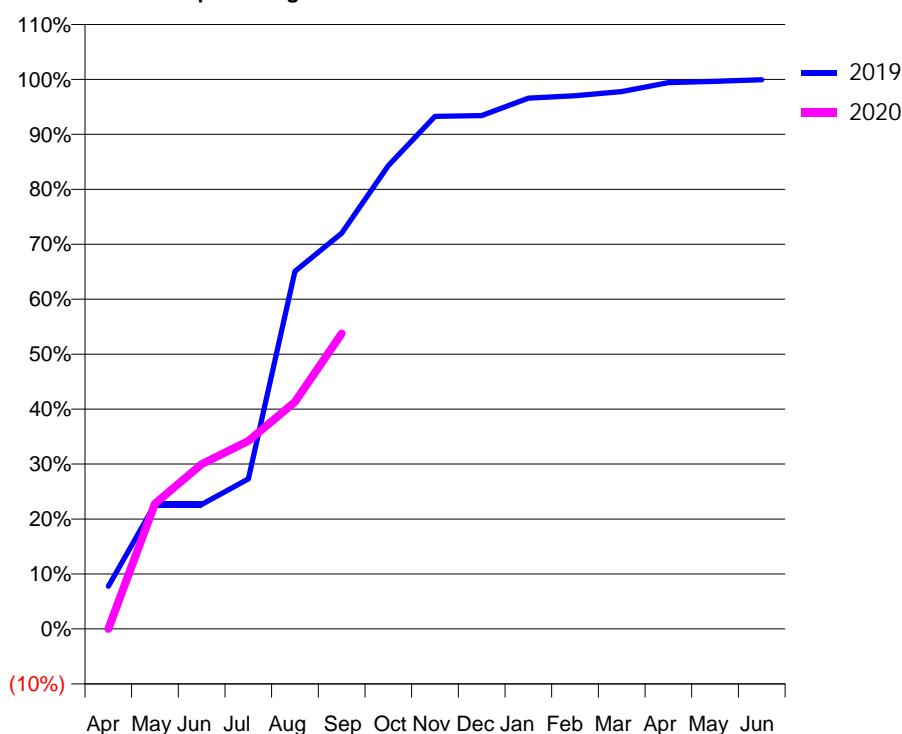
7A3 - Vital Signs Orthodontic At a Glance Contract Report for 181382/0001 - September 2019

| | | | |
|----------------------|---------------------------|---------------------------------------------|-------------|
| Name or company name | Cwmdulais Dental Practice | 19/20 Contracted general activity (UDA) | 8,575 |
| Contract type name | GDS Contract | Carry forward general activity (UDA) | 0 |
| Purpose of contract | General and Orthodontic | 19/20 Contracted orthodontic activity (UOA) | 1,351 |
| Contract start date | 01/01/2014 | Carry forward orthodontic activity (UOA) | 0 |
| Contract end date | | Baseline contract value | £431,702.33 |

| ACCESS | Contract | England and Wales |
|----------------------------------------------|----------|-------------------|
| 24 month ratio of assessments to patient IDs | 1.07 | 1.07 |

| ACTIVITY | Contract |
|-------------------------------------------------------------------------------------------|----------|
| Contract assess and fit appliances (case starts) as a percentage of Area Team case starts | 2.2 % |

Cumulative percentage of contracted UOA delivered 2019 & 2020



| Month | Adjusted Scheduled Activity (UOA) | | |
|-----------|-----------------------------------|-------|------|
| | 2018 | 2019 | 2020 |
| April | 73 | 105 | 0 |
| May | 320 | 306 | 308 |
| June | 358 | 306 | 405 |
| July | 615 | 369 | 462 |
| August | 802 | 879 | 558 |
| September | 999 | 973 | 726 |
| October | 999 | 1,139 | |
| November | 1,192 | 1,260 | |
| December | 1,330 | 1,262 | |
| January | 1,351 | 1,305 | |
| February | 1,377 | 1,311 | |
| March | 1,377 | 1,321 | |
| April | 1,377 | 1,343 | |
| May | 1,377 | 1,346 | |
| June | 1,378 | 1,350 | |

QUANTITY METRICS (rolling 12 month period)

| | Contract Quantity | Contract Base Number | Contract * | Local Health Board | Wales |
|----------------------------------------------------------------------------------|-------------------|----------------------|------------|--------------------|-------|
| % of all assessments that were assess and fit appliances (case starts) | 46 | 188 | 24.5% | 59.9% | 66.5% |
| % of all assessments that were assess and refuse | 2 | 188 | 1.1% | 11.0% | 10.7% |
| % of all assessments that were assess and review | 140 | 188 | 74.5% | 29.1% | 22.8% |
| % of case starts with a reported IOTN of 3 and Aesthetic Component of 5 or below | 1 | 46 | 2.2% | 0.0% | 0.1% |
| % of case starts with a reported IOTN of 3 and Aesthetic Component of 6 or above | 0 | 46 | N/A | 1.0% | 2.5% |
| % of case starts with a reported IOTN of 4 | 34 | 46 | 73.9% | 71.6% | 75.6% |
| % of case starts with a reported IOTN of 5 | 0 | 46 | N/A | 23.8% | 18.9% |
| % of concluded courses in receipt of dual-arch fixed appliances | 21 | 66 | 31.8% | 45.3% | 64.8% |
| % of concluded courses where treatment was abandoned or discontinued | 7 | 66 | 10.6% | 9.5% | 6.7% |
| % of patients satisfied with the treatment they have received | 4 | 4 | 100.0% | 96.5% | 95.0% |

* Figures in italics indicate that the base number is less than 100.

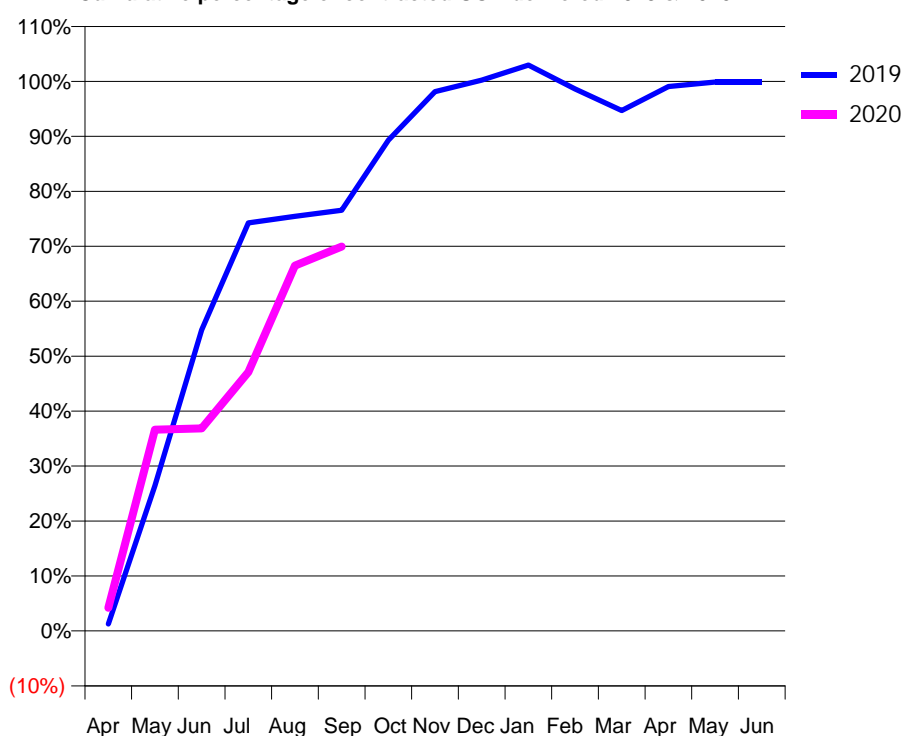
7A3 - Vital Signs Orthodontic At a Glance Contract Report for 636126/0001 - September 2019

| | | | |
|----------------------|--------------|---------------------------------------------|-------------|
| Name or company name | MR J KNOX | 19/20 Contracted general activity (UDA) | 0 |
| Contract type name | PDS Contract | Carry forward general activity (UDA) | 0 |
| Purpose of contract | Orthodontic | 19/20 Contracted orthodontic activity (UOA) | 2,500 |
| Contract start date | 01/04/2006 | Carry forward orthodontic activity (UOA) | 0 |
| Contract end date | 30/11/2021 | Baseline contract value | £164,584.51 |

| ACCESS | Contract | England and Wales |
|----------------------------------------------|----------|-------------------|
| 24 month ratio of assessments to patient IDs | 1.06 | 1.07 |

| ACTIVITY | Contract |
|-------------------------------------------------------------------------------------------|----------|
| Contract assess and fit appliances (case starts) as a percentage of Area Team case starts | 5.6 % |

Cumulative percentage of contracted UOA delivered 2019 & 2020



| Month | Adjusted Scheduled Activity (UOA) | | |
|-----------|-----------------------------------|-------|-------|
| | 2018 | 2019 | 2020 |
| April | 90 | 32 | 105 |
| May | 469 | 661 | 916 |
| June | 754 | 1,369 | 921 |
| July | 1,536 | 1,856 | 1,178 |
| August | 1,726 | 1,886 | 1,662 |
| September | 1,750 | 1,914 | 1,748 |
| October | 1,835 | 2,232 | |
| November | 2,147 | 2,453 | |
| December | 2,364 | 2,505 | |
| January | 2,420 | 2,574 | |
| February | 2,480 | 2,465 | |
| March | 2,544 | 2,367 | |
| April | 2,503 | 2,476 | |
| May | 2,525 | 2,497 | |
| June | 2,504 | 2,497 | |

QUANTITY METRICS (rolling 12 month period)

| | Contract Quantity | Contract Base Number | Contract * | Local Health Board | Wales |
|----------------------------------------------------------------------------------|-------------------|----------------------|------------|--------------------|-------|
| % of all assessments that were assess and fit appliances (case starts) | 120 | 304 | 39.5% | 59.9% | 66.5% |
| % of all assessments that were assess and refuse | 103 | 304 | 33.9% | 11.0% | 10.7% |
| % of all assessments that were assess and review | 81 | 304 | 26.6% | 29.1% | 22.8% |
| % of case starts with a reported IOTN of 3 and Aesthetic Component of 5 or below | 0 | 120 | N/A | 0.0% | 0.1% |
| % of case starts with a reported IOTN of 3 and Aesthetic Component of 6 or above | 3 | 120 | 2.5% | 1.0% | 2.5% |
| % of case starts with a reported IOTN of 4 | 81 | 120 | 67.5% | 71.6% | 75.6% |
| % of case starts with a reported IOTN of 5 | 28 | 120 | 23.3% | 23.8% | 18.9% |
| % of concluded courses in receipt of dual-arch fixed appliances | 9 | 134 | 6.7% | 45.3% | 64.8% |
| % of concluded courses where treatment was abandoned or discontinued | 27 | 134 | 20.1% | 9.5% | 6.7% |
| % of patients satisfied with the treatment they have received | 1 | 1 | 100.0% | 96.5% | 95.0% |

* Figures in italics indicate that the base number is less than 100.

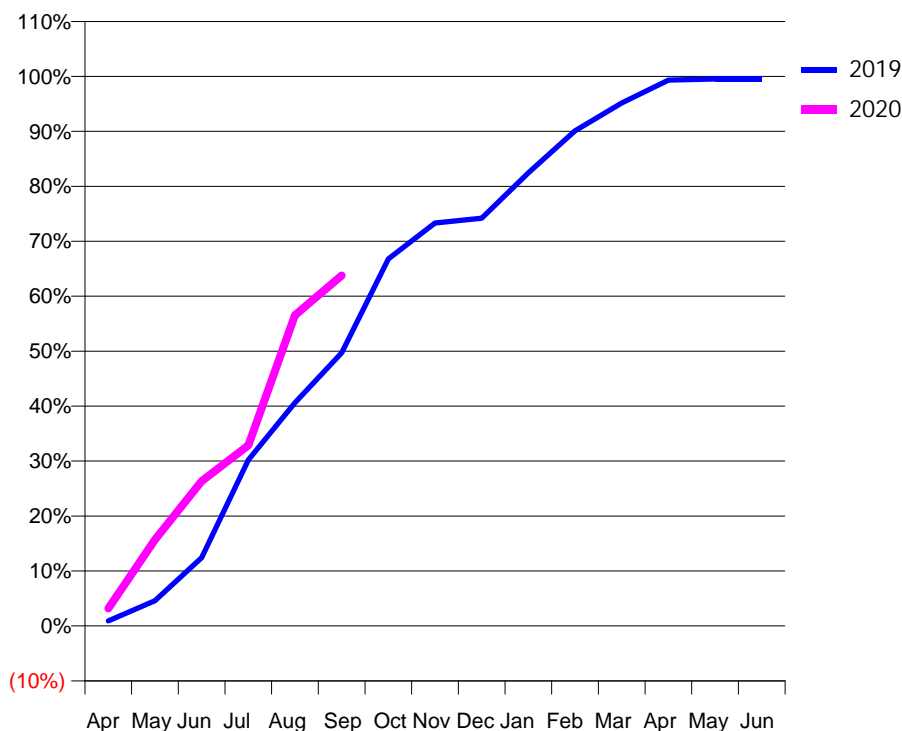
7A3 - Vital Signs Orthodontic At a Glance Contract Report for 658472/0001 - September 2019

| | | | |
|----------------------|------------------|---------------------------------------------|-------------|
| Name or company name | MR RR WESTERHOLM | 19/20 Contracted general activity (UDA) | 0 |
| Contract type name | PDS Contract | Carry forward general activity (UDA) | 0 |
| Purpose of contract | Orthodontic | 19/20 Contracted orthodontic activity (UOA) | 5,000 |
| Contract start date | 01/04/2006 | Carry forward orthodontic activity (UOA) | 0 |
| Contract end date | 30/11/2021 | Baseline contract value | £329,169.02 |

| ACCESS | Contract | England and Wales |
|----------------------------------------------|----------|-------------------|
| 24 month ratio of assessments to patient IDs | 1.12 | 1.07 |

| ACTIVITY | Contract |
|-------------------------------------------------------------------------------------------|----------|
| Contract assess and fit appliances (case starts) as a percentage of Area Team case starts | 12.6 % |

Cumulative percentage of contracted UOA delivered 2019 & 2020



| Month | Adjusted Scheduled Activity (UOA) | | |
|-----------|-----------------------------------|-------|-------|
| | 2018 | 2019 | 2020 |
| April | 283 | 46 | 160 |
| May | 596 | 230 | 784 |
| June | 953 | 622 | 1,317 |
| July | 1,352 | 1,511 | 1,644 |
| August | 1,826 | 2,030 | 2,827 |
| September | 2,413 | 2,485 | 3,188 |
| October | 3,025 | 3,340 | |
| November | 3,868 | 3,666 | |
| December | 4,122 | 3,710 | |
| January | 4,321 | 4,124 | |
| February | 4,755 | 4,505 | |
| March | 4,837 | 4,758 | |
| April | 4,992 | 4,966 | |
| May | 5,000 | 4,976 | |
| June | 5,000 | 4,977 | |

QUANTITY METRICS (rolling 12 month period)

| | Contract Quantity | Contract Base Number | Contract * | Local Health Board | Wales |
|----------------------------------------------------------------------------------|-------------------|----------------------|------------|--------------------|-------|
| % of all assessments that were assess and fit appliances (case starts) | 269 | 456 | 59.0% | 59.9% | 66.5% |
| % of all assessments that were assess and refuse | 61 | 456 | 13.4% | 11.0% | 10.7% |
| % of all assessments that were assess and review | 126 | 456 | 27.6% | 29.1% | 22.8% |
| % of case starts with a reported IOTN of 3 and Aesthetic Component of 5 or below | 0 | 269 | N/A | 0.0% | 0.1% |
| % of case starts with a reported IOTN of 3 and Aesthetic Component of 6 or above | 8 | 269 | 3.0% | 1.0% | 2.5% |
| % of case starts with a reported IOTN of 4 | 189 | 269 | 70.3% | 71.6% | 75.6% |
| % of case starts with a reported IOTN of 5 | 66 | 269 | 24.5% | 23.8% | 18.9% |
| % of concluded courses in receipt of dual-arch fixed appliances | 6 | 166 | 3.6% | 45.3% | 64.8% |
| % of concluded courses where treatment was abandoned or discontinued | 17 | 166 | 10.2% | 9.5% | 6.7% |
| % of patients satisfied with the treatment they have received | 12 | 12 | 100.0% | 96.5% | 95.0% |

* Figures in italics indicate that the base number is less than 100.

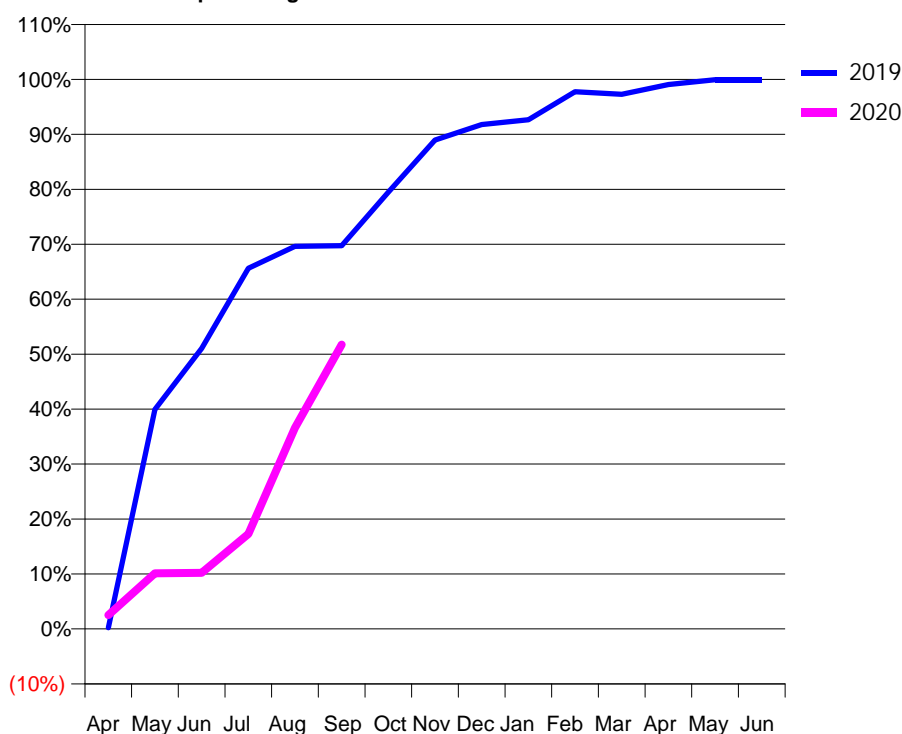
7A3 - Vital Signs Orthodontic At a Glance Contract Report for 846473/0001 - September 2019

| | | | |
|----------------------|------------------|---------------------------------------------|-------------|
| Name or company name | MISS CE ECKHARDT | 19/20 Contracted general activity (UDA) | 0 |
| Contract type name | PDS Contract | Carry forward general activity (UDA) | 0 |
| Purpose of contract | Orthodontic | 19/20 Contracted orthodontic activity (UOA) | 2,500 |
| Contract start date | 01/04/2006 | Carry forward orthodontic activity (UOA) | 0 |
| Contract end date | 30/11/2021 | Baseline contract value | £164,584.51 |

| ACCESS | Contract | England and Wales |
|----------------------------------------------|----------|-------------------|
| 24 month ratio of assessments to patient IDs | 1.05 | 1.07 |

| ACTIVITY | Contract |
|-------------------------------------------------------------------------------------------|----------|
| Contract assess and fit appliances (case starts) as a percentage of Area Team case starts | 4.8 % |

Cumulative percentage of contracted UOA delivered 2019 & 2020



| Month | Adjusted Scheduled Activity (UOA) | | |
|-----------|-----------------------------------|-------|-------|
| | 2018 | 2019 | 2020 |
| April | 58 | 6 | 63 |
| May | 558 | 998 | 253 |
| June | 738 | 1,276 | 255 |
| July | 1,346 | 1,641 | 432 |
| August | 1,481 | 1,740 | 915 |
| September | 1,528 | 1,743 | 1,293 |
| October | 1,553 | 1,987 | |
| November | 1,601 | 2,224 | |
| December | 1,984 | 2,294 | |
| January | 2,175 | 2,316 | |
| February | 2,271 | 2,444 | |
| March | 2,428 | 2,432 | |
| April | 2,500 | 2,477 | |
| May | 2,500 | 2,498 | |
| June | 2,500 | 2,498 | |

QUANTITY METRICS (rolling 12 month period)

| | Contract Quantity | Contract Base Number | Contract * | Local Health Board | Wales |
|----------------------------------------------------------------------------------|-------------------|----------------------|------------|--------------------|-------|
| % of all assessments that were assess and fit appliances (case starts) | 102 | 164 | 62.2% | 59.9% | 66.5% |
| % of all assessments that were assess and refuse | 27 | 164 | 16.5% | 11.0% | 10.7% |
| % of all assessments that were assess and review | 35 | 164 | 21.3% | 29.1% | 22.8% |
| % of case starts with a reported IOTN of 3 and Aesthetic Component of 5 or below | 0 | 102 | N/A | 0.0% | 0.1% |
| % of case starts with a reported IOTN of 3 and Aesthetic Component of 6 or above | 0 | 102 | N/A | 1.0% | 2.5% |
| % of case starts with a reported IOTN of 4 | 85 | 102 | 83.3% | 71.6% | 75.6% |
| % of case starts with a reported IOTN of 5 | 12 | 102 | 11.8% | 23.8% | 18.9% |
| % of concluded courses in receipt of dual-arch fixed appliances | 12 | 155 | 7.7% | 45.3% | 64.8% |
| % of concluded courses where treatment was abandoned or discontinued | 19 | 155 | 12.3% | 9.5% | 6.7% |
| % of patients satisfied with the treatment they have received | 1 | 2 | 50.0% | 96.5% | 95.0% |

* Figures in italics indicate that the base number is less than 100.

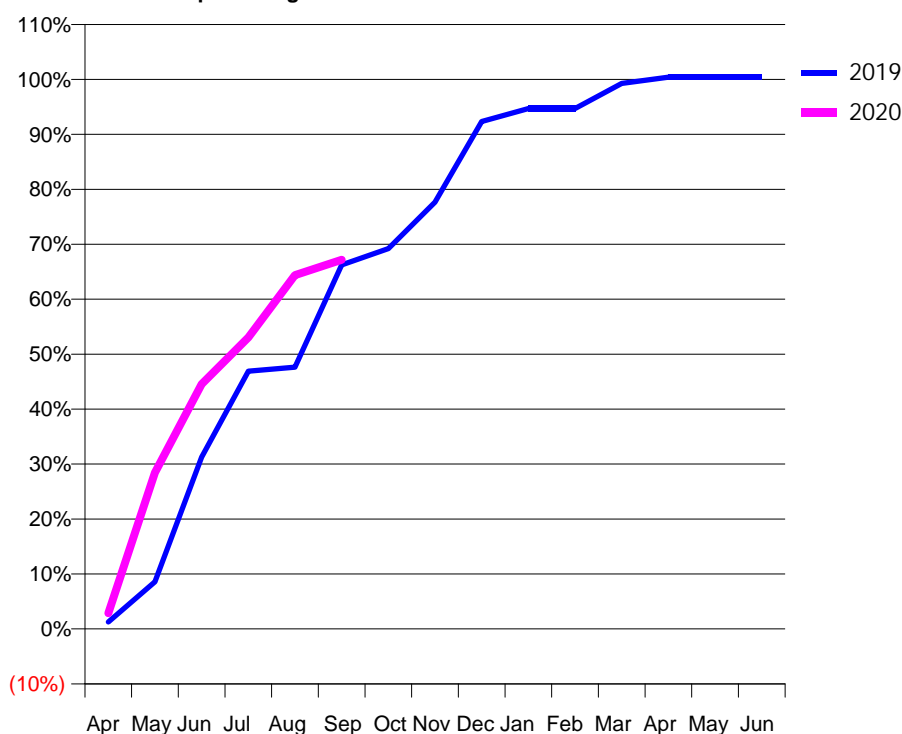
7A3 - Vital Signs Orthodontic At a Glance Contract Report for 933430/0001 - September 2019

| | | | |
|----------------------|--------------|---------------------------------------------|-------------|
| Name or company name | MRS AJ EGGAR | 19/20 Contracted general activity (UDA) | 0 |
| Contract type name | PDS Contract | Carry forward general activity (UDA) | 0 |
| Purpose of contract | Orthodontic | 19/20 Contracted orthodontic activity (UOA) | 3,000 |
| Contract start date | 01/04/2006 | Carry forward orthodontic activity (UOA) | 0 |
| Contract end date | 30/11/2021 | Baseline contract value | £197,501.41 |

| ACCESS | Contract | England and Wales |
|----------------------------------------------|----------|-------------------|
| 24 month ratio of assessments to patient IDs | 1.08 | 1.07 |

| ACTIVITY | Contract |
|-------------------------------------------------------------------------------------------|----------|
| Contract assess and fit appliances (case starts) as a percentage of Area Team case starts | 7.0 % |

Cumulative percentage of contracted UOA delivered 2019 & 2020



| Month | Adjusted Scheduled Activity (UOA) | | |
|-----------|-----------------------------------|-------|-------|
| | 2018 | 2019 | 2020 |
| April | 147 | 38 | 86 |
| May | 659 | 257 | 853 |
| June | 841 | 938 | 1,336 |
| July | 1,228 | 1,407 | 1,591 |
| August | 1,505 | 1,429 | 1,931 |
| September | 2,042 | 1,987 | 2,015 |
| October | 2,257 | 2,077 | |
| November | 2,410 | 2,329 | |
| December | 2,496 | 2,770 | |
| January | 2,692 | 2,840 | |
| February | 2,778 | 2,841 | |
| March | 2,846 | 2,978 | |
| April | 2,917 | 3,012 | |
| May | 3,002 | 3,012 | |
| June | 3,002 | 3,012 | |

QUANTITY METRICS (rolling 12 month period)

| | Contract Quantity | Contract Base Number | Contract * | Local Health Board | Wales |
|----------------------------------------------------------------------------------|-------------------|----------------------|------------|--------------------|-------|
| % of all assessments that were assess and fit appliances (case starts) | 149 | 197 | 75.6% | 59.9% | 66.5% |
| % of all assessments that were assess and refuse | 19 | 197 | 9.6% | 11.0% | 10.7% |
| % of all assessments that were assess and review | 29 | 197 | 14.7% | 29.1% | 22.8% |
| % of case starts with a reported IOTN of 3 and Aesthetic Component of 5 or below | 0 | 149 | N/A | 0.0% | 0.1% |
| % of case starts with a reported IOTN of 3 and Aesthetic Component of 6 or above | 2 | 149 | 1.3% | 1.0% | 2.5% |
| % of case starts with a reported IOTN of 4 | 94 | 149 | 63.1% | 71.6% | 75.6% |
| % of case starts with a reported IOTN of 5 | 44 | 149 | 29.5% | 23.8% | 18.9% |
| % of concluded courses in receipt of dual-arch fixed appliances | 8 | 129 | 6.2% | 45.3% | 64.8% |
| % of concluded courses where treatment was abandoned or discontinued | 10 | 129 | 7.8% | 9.5% | 6.7% |
| % of patients satisfied with the treatment they have received | 16 | 16 | 100.0% | 96.5% | 95.0% |

* Figures in italics indicate that the base number is less than 100.

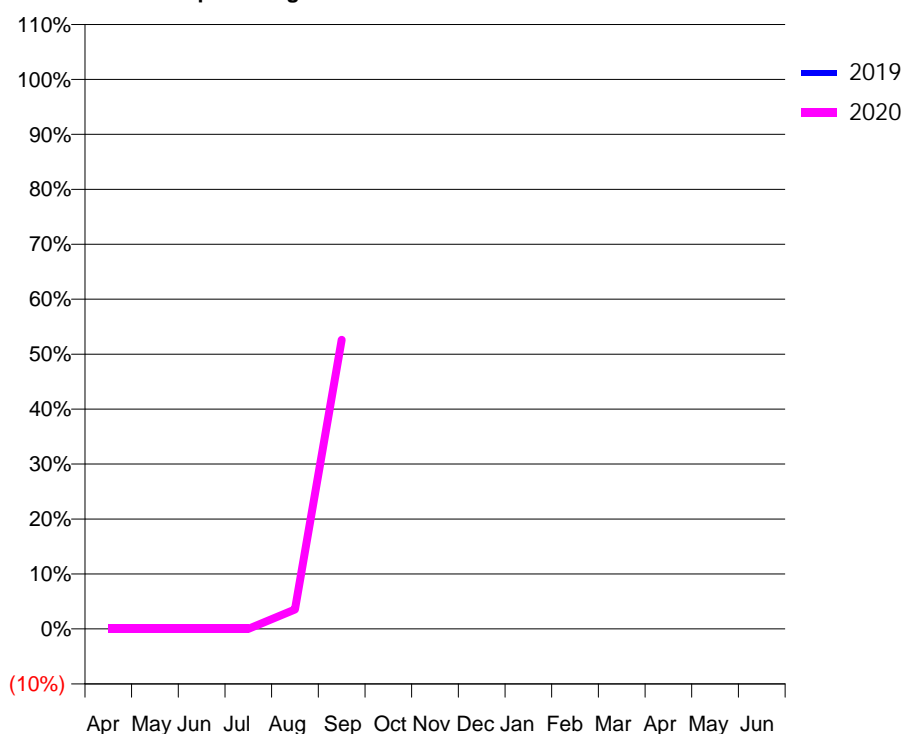
7A4 - Vital Signs Orthodontic At a Glance Contract Report for 101189/0000 - September 2019

| | | | |
|----------------------|------------------------------------------|---------------------------------------------|---------------|
| Name or company name | North Cardiff Orthodontic Centre Limited | 19/20 Contracted general activity (UDA) | 0 |
| Contract type name | PDS Contract | Carry forward general activity (UDA) | 0 |
| Purpose of contract | Orthodontic | 19/20 Contracted orthodontic activity (UOA) | 20,753 |
| Contract start date | 01/04/2019 | Carry forward orthodontic activity (UOA) | 0 |
| Contract end date | 31/03/2026 | Baseline contract value | £1,329,963.70 |

| ACCESS | Contract | England and Wales |
|----------------------------------------------|----------|-------------------|
| 24 month ratio of assessments to patient IDs | 1.00 | 1.07 |

| ACTIVITY | Contract |
|-------------------------------------------------------------------------------------------|----------|
| Contract assess and fit appliances (case starts) as a percentage of Area Team case starts | 17.3 % |

Cumulative percentage of contracted UOA delivered 2019 & 2020



| Month | Adjusted Scheduled Activity (UOA) | | |
|-----------|-----------------------------------|------|--------|
| | 2018 | 2019 | 2020 |
| April | 0 | 0 | 0 |
| May | 0 | 0 | 0 |
| June | 0 | 0 | 0 |
| July | 0 | 0 | 0 |
| August | 0 | 0 | 740 |
| September | 0 | 0 | 10,921 |
| October | 0 | 0 | |
| November | 0 | 0 | |
| December | 0 | 0 | |
| January | 0 | 0 | |
| February | 0 | 0 | |
| March | 0 | 0 | |
| April | 0 | 0 | |
| May | 0 | 0 | |
| June | 0 | 0 | |

QUANTITY METRICS (rolling 12 month period)

| | Contract Quantity | Contract Base Number | Contract * | Local Health Board | Wales |
|----------------------------------------------------------------------------------|-------------------|----------------------|------------|--------------------|-------|
| % of all assessments that were assess and fit appliances (case starts) | 519 | 676 | 76.8% | 67.3% | 66.5% |
| % of all assessments that were assess and refuse | 80 | 676 | 11.8% | 12.8% | 10.7% |
| % of all assessments that were assess and review | 77 | 676 | 11.4% | 19.9% | 22.8% |
| % of case starts with a reported IOTN of 3 and Aesthetic Component of 5 or below | 0 | 519 | N/A | 0.1% | 0.1% |
| % of case starts with a reported IOTN of 3 and Aesthetic Component of 6 or above | 0 | 519 | N/A | 3.7% | 2.5% |
| % of case starts with a reported IOTN of 4 | 441 | 519 | 85.0% | 79.0% | 75.6% |
| % of case starts with a reported IOTN of 5 | 77 | 519 | 14.8% | 16.3% | 18.9% |
| % of concluded courses in receipt of dual-arch fixed appliances | 142 | 369 | 38.5% | 72.0% | 64.8% |
| % of concluded courses where treatment was abandoned or discontinued | 15 | 369 | 4.1% | 4.5% | 6.7% |
| % of patients satisfied with the treatment they have received | 0 | 0 | N/A | 96.2% | 95.0% |

* Figures in italics indicate that the base number is less than 100.

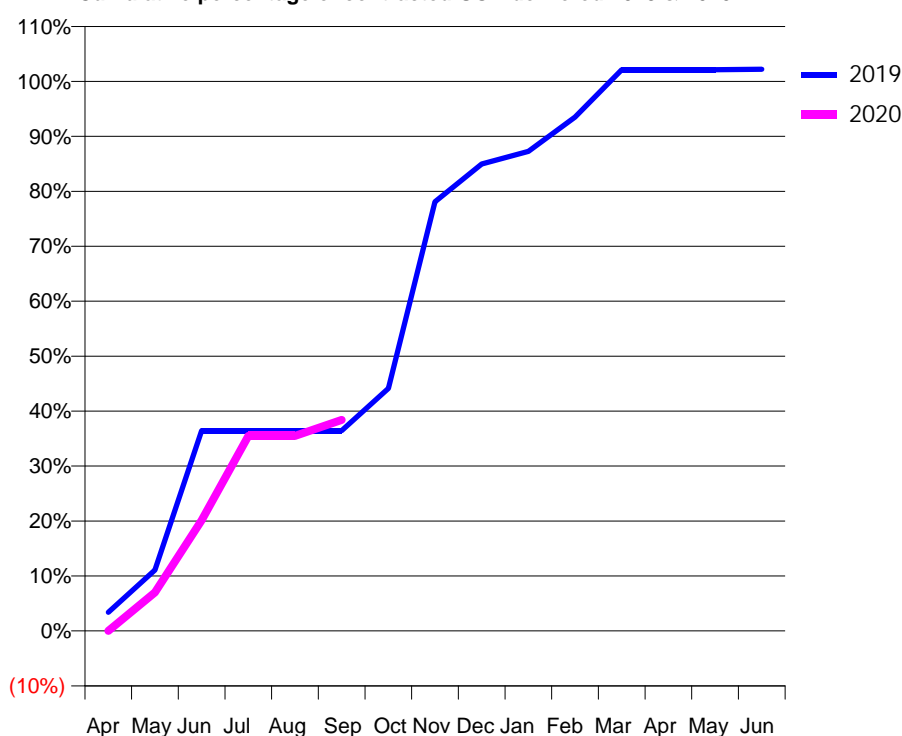
7A4 - Vital Signs Orthodontic At a Glance Contract Report for 140589/0002 - September 2019

| | | | |
|----------------------|-------------------------------|---------------------------------------------|------------|
| Name or company name | Cowbridge Dental Care Limited | 19/20 Contracted general activity (UDA) | 0 |
| Contract type name | PDS Contract | Carry forward general activity (UDA) | 0 |
| Purpose of contract | Orthodontic | 19/20 Contracted orthodontic activity (UOA) | 1,513 |
| Contract start date | 01/09/2011 | Carry forward orthodontic activity (UOA) | 0 |
| Contract end date | 31/03/2026 | Baseline contract value | £96,961.17 |

| ACCESS | Contract | England and Wales |
|----------------------------------------------|----------|-------------------|
| 24 month ratio of assessments to patient IDs | 1.07 | 1.07 |

| ACTIVITY | Contract |
|-------------------------------------------------------------------------------------------|----------|
| Contract assess and fit appliances (case starts) as a percentage of Area Team case starts | 2.0 % |

Cumulative percentage of contracted UOA delivered 2019 & 2020



| Month | Adjusted Scheduled Activity (UOA) | | |
|-----------|-----------------------------------|-------|------|
| | 2018 | 2019 | 2020 |
| April | 24 | 37 | 0 |
| May | 29 | 121 | 106 |
| June | 71 | 398 | 305 |
| July | 316 | 398 | 537 |
| August | 467 | 398 | 537 |
| September | 530 | 398 | 581 |
| October | 637 | 482 | |
| November | 769 | 853 | |
| December | 812 | 928 | |
| January | 927 | 953 | |
| February | 1,036 | 1,021 | |
| March | 1,103 | 1,115 | |
| April | 1,128 | 1,115 | |
| May | 1,129 | 1,115 | |
| June | 1,129 | 1,116 | |

QUANTITY METRICS (rolling 12 month period)

| | Contract Quantity | Contract Base Number | Contract * | Local Health Board | Wales |
|----------------------------------------------------------------------------------|-------------------|----------------------|------------|--------------------|-------|
| % of all assessments that were assess and fit appliances (case starts) | 59 | 137 | 43.1% | 67.3% | 66.5% |
| % of all assessments that were assess and refuse | 43 | 137 | 31.4% | 12.8% | 10.7% |
| % of all assessments that were assess and review | 35 | 137 | 25.5% | 19.9% | 22.8% |
| % of case starts with a reported IOTN of 3 and Aesthetic Component of 5 or below | 0 | 59 | <i>N/A</i> | 0.1% | 0.1% |
| % of case starts with a reported IOTN of 3 and Aesthetic Component of 6 or above | 10 | 59 | 16.9% | 3.7% | 2.5% |
| % of case starts with a reported IOTN of 4 | 36 | 59 | 61.0% | 79.0% | 75.6% |
| % of case starts with a reported IOTN of 5 | 13 | 59 | 22.0% | 16.3% | 18.9% |
| % of concluded courses in receipt of dual-arch fixed appliances | 42 | 53 | 79.2% | 72.0% | 64.8% |
| % of concluded courses where treatment was abandoned or discontinued | 8 | 53 | 15.1% | 4.5% | 6.7% |
| % of patients satisfied with the treatment they have received | 11 | 11 | 100.0% | 96.2% | 95.0% |

* Figures in italics indicate that the base number is less than 100.

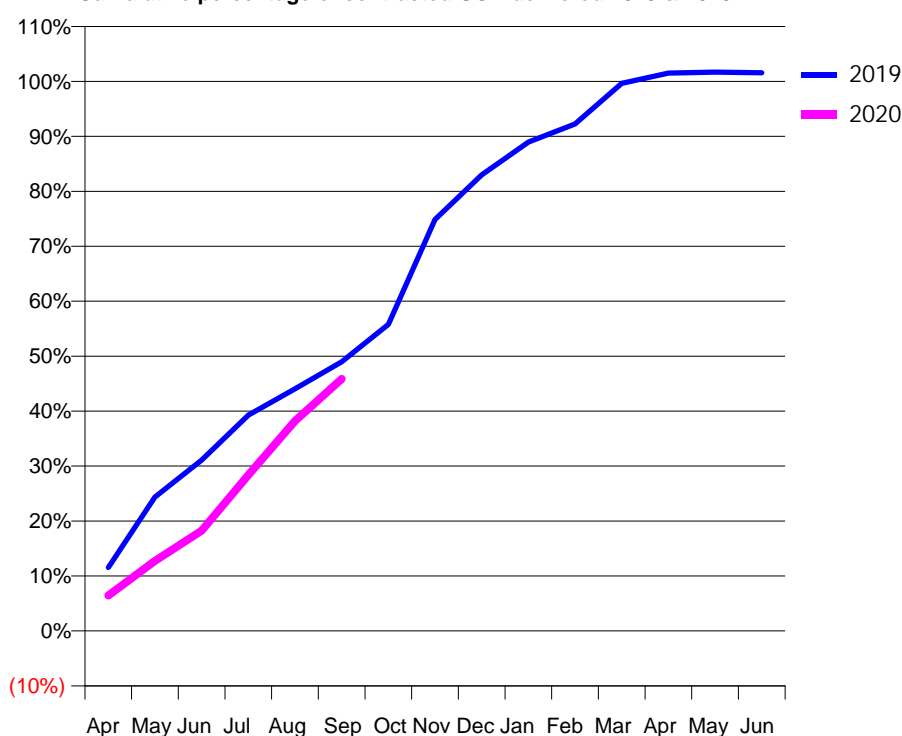
7A4 - Vital Signs Orthodontic At a Glance Contract Report for 166332/0001 - September 2019

| | | | |
|----------------------|----------------------------|---------------------------------------------|---------------|
| Name or company name | Cathedral Orthodontics Ltd | 19/20 Contracted general activity (UDA) | 0 |
| Contract type name | PDS Contract | Carry forward general activity (UDA) | 0 |
| Purpose of contract | Orthodontic | 19/20 Contracted orthodontic activity (UOA) | 21,553 |
| Contract start date | 01/11/2010 | Carry forward orthodontic activity (UOA) | 0 |
| Contract end date | 31/03/2026 | Baseline contract value | £1,381,232.00 |

| ACCESS | Contract | England and Wales |
|----------------------------------------------|----------|-------------------|
| 24 month ratio of assessments to patient IDs | 1.10 | 1.07 |

| ACTIVITY | Contract |
|-------------------------------------------------------------------------------------------|----------|
| Contract assess and fit appliances (case starts) as a percentage of Area Team case starts | 33.8 % |

Cumulative percentage of contracted UOA delivered 2019 & 2020



| Month | Adjusted Scheduled Activity (UOA) | | |
|-----------|-----------------------------------|--------|-------|
| | 2018 | 2019 | 2020 |
| April | 1,769 | 2,493 | 1,392 |
| May | 4,122 | 5,256 | 2,748 |
| June | 6,054 | 6,704 | 3,933 |
| July | 8,879 | 8,465 | 6,117 |
| August | 10,361 | 9,494 | 8,235 |
| September | 11,869 | 10,551 | 9,882 |
| October | 14,110 | 12,023 | |
| November | 16,577 | 16,132 | |
| December | 17,749 | 17,887 | |
| January | 18,930 | 19,169 | |
| February | 20,472 | 19,885 | |
| March | 21,379 | 21,479 | |
| April | 21,832 | 21,874 | |
| May | 21,945 | 21,914 | |
| June | 21,966 | 21,893 | |

QUANTITY METRICS (rolling 12 month period)

| | Contract Quantity | Contract Base Number | Contract * | Local Health Board | Wales |
|----------------------------------------------------------------------------------|-------------------|----------------------|------------|--------------------|-------|
| % of all assessments that were assess and fit appliances (case starts) | 1,010 | 1,629 | 62.0% | 67.3% | 66.5% |
| % of all assessments that were assess and refuse | 226 | 1,629 | 13.9% | 12.8% | 10.7% |
| % of all assessments that were assess and review | 393 | 1,629 | 24.1% | 19.9% | 22.8% |
| % of case starts with a reported IOTN of 3 and Aesthetic Component of 5 or below | 2 | 1,010 | 0.2% | 0.1% | 0.1% |
| % of case starts with a reported IOTN of 3 and Aesthetic Component of 6 or above | 58 | 1,010 | 5.7% | 3.7% | 2.5% |
| % of case starts with a reported IOTN of 4 | 744 | 1,010 | 73.7% | 79.0% | 75.6% |
| % of case starts with a reported IOTN of 5 | 184 | 1,010 | 18.2% | 16.3% | 18.9% |
| % of concluded courses in receipt of dual-arch fixed appliances | 706 | 805 | 87.7% | 72.0% | 64.8% |
| % of concluded courses where treatment was abandoned or discontinued | 56 | 805 | 7.0% | 4.5% | 6.7% |
| % of patients satisfied with the treatment they have received | 65 | 67 | 97.0% | 96.2% | 95.0% |

* Figures in italics indicate that the base number is less than 100.

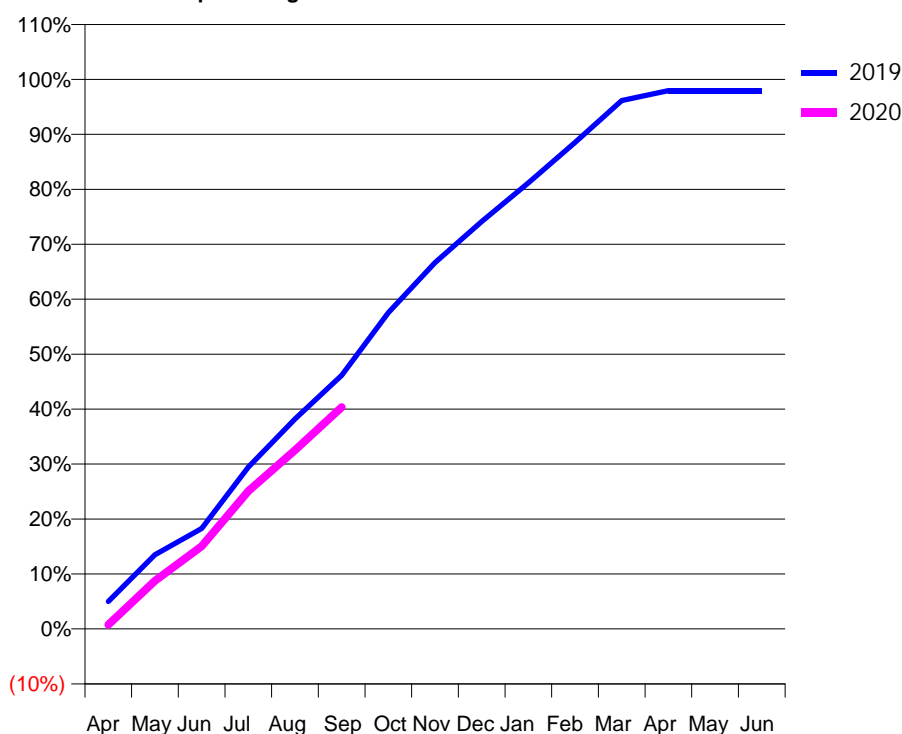
7A4 - Vital Signs Orthodontic At a Glance Contract Report for 176710/0004 - September 2019

| | | | |
|----------------------|-----------------------|---------------------------------------------|---------------|
| Name or company name | Q Dental Care Limited | 19/20 Contracted general activity (UDA) | 0 |
| Contract type name | PDS Contract | Carry forward general activity (UDA) | 0 |
| Purpose of contract | Orthodontic | 19/20 Contracted orthodontic activity (UOA) | 19,479 |
| Contract start date | 01/04/2011 | Carry forward orthodontic activity (UOA) | 0 |
| Contract end date | 31/03/2026 | Baseline contract value | £1,248,318.94 |

| ACCESS | Contract | England and Wales |
|----------------------------------------------|----------|-------------------|
| 24 month ratio of assessments to patient IDs | 1.03 | 1.07 |

| ACTIVITY | Contract |
|-------------------------------------------------------------------------------------------|----------|
| Contract assess and fit appliances (case starts) as a percentage of Area Team case starts | 27.3 % |

Cumulative percentage of contracted UOA delivered 2019 & 2020



| Month | Adjusted Scheduled Activity (UOA) | | |
|-----------|-----------------------------------|--------|-------|
| | 2018 | 2019 | 2020 |
| April | 1,755 | 909 | 151 |
| May | 2,978 | 2,454 | 1,702 |
| June | 4,235 | 3,323 | 2,935 |
| July | 6,207 | 5,355 | 4,887 |
| August | 7,771 | 6,944 | 6,331 |
| September | 9,386 | 8,388 | 7,861 |
| October | 11,384 | 10,464 | - |
| November | 12,827 | 12,115 | - |
| December | 14,121 | 13,476 | - |
| January | 14,872 | 14,758 | - |
| February | 17,012 | 16,091 | - |
| March | 18,146 | 17,481 | - |
| April | 18,189 | 17,806 | - |
| May | 18,189 | 17,806 | - |
| June | 18,189 | 17,806 | - |

QUANTITY METRICS (rolling 12 month period)

| | Contract Quantity | Contract Base Number | Contract * | Local Health Board | Wales |
|----------------------------------------------------------------------------------|-------------------|----------------------|------------|--------------------|-------|
| % of all assessments that were assess and fit appliances (case starts) | 817 | 1,185 | 68.9% | 67.3% | 66.5% |
| % of all assessments that were assess and refuse | 87 | 1,185 | 7.3% | 12.8% | 10.7% |
| % of all assessments that were assess and review | 281 | 1,185 | 23.7% | 19.9% | 22.8% |
| % of case starts with a reported IOTN of 3 and Aesthetic Component of 5 or below | 0 | 817 | N/A | 0.1% | 0.1% |
| % of case starts with a reported IOTN of 3 and Aesthetic Component of 6 or above | 38 | 817 | 4.7% | 3.7% | 2.5% |
| % of case starts with a reported IOTN of 4 | 661 | 817 | 80.9% | 79.0% | 75.6% |
| % of case starts with a reported IOTN of 5 | 115 | 817 | 14.1% | 16.3% | 18.9% |
| % of concluded courses in receipt of dual-arch fixed appliances | 595 | 644 | 92.4% | 72.0% | 64.8% |
| % of concluded courses where treatment was abandoned or discontinued | 12 | 644 | 1.9% | 4.5% | 6.7% |
| % of patients satisfied with the treatment they have received | 54 | 58 | 93.1% | 96.2% | 95.0% |

* Figures in italics indicate that the base number is less than 100.

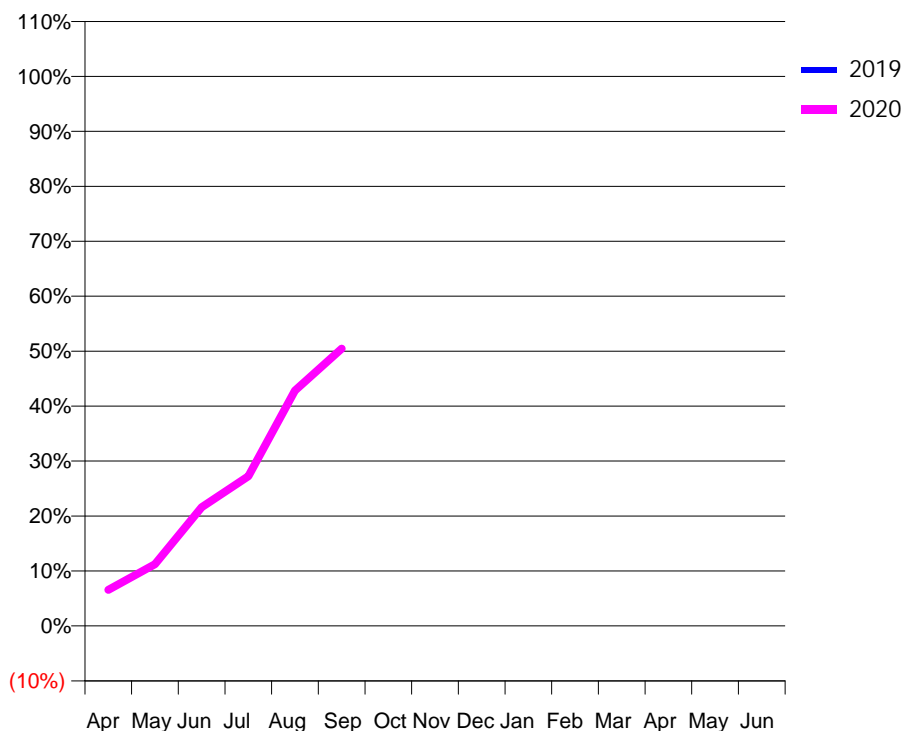
7A5 - Vital Signs Orthodontic At a Glance Contract Report for 101074/0000 - September 2019

| | | | |
|----------------------|-----------------------|---------------------------------------------|-------------|
| Name or company name | Q Dental Care Limited | 19/20 Contracted general activity (UDA) | 0 |
| Contract type name | PDS Contract | Carry forward general activity (UDA) | 0 |
| Purpose of contract | Orthodontic | 19/20 Contracted orthodontic activity (UOA) | 7,824 |
| Contract start date | 01/04/2019 | Carry forward orthodontic activity (UOA) | 0 |
| Contract end date | 30/11/2021 | Baseline contract value | £515,083.68 |

| ACCESS | Contract | England and Wales |
|----------------------------------------------|----------|-------------------|
| 24 month ratio of assessments to patient IDs | 1.00 | 1.07 |

| ACTIVITY | Contract |
|-------------------------------------------------------------------------------------------|----------|
| Contract assess and fit appliances (case starts) as a percentage of Area Team case starts | 63.9 % |

Cumulative percentage of contracted UOA delivered 2019 & 2020



| Month | Adjusted Scheduled Activity (UOA) | | |
|-----------|-----------------------------------|------|-------|
| | 2018 | 2019 | 2020 |
| April | 0 | 0 | 514 |
| May | 0 | 0 | 879 |
| June | 0 | 0 | 1,691 |
| July | 0 | 0 | 2,131 |
| August | 0 | 0 | 3,350 |
| September | 0 | 0 | 3,948 |
| October | 0 | 0 | |
| November | 0 | 0 | |
| December | 0 | 0 | |
| January | 0 | 0 | |
| February | 0 | 0 | |
| March | 0 | 0 | |
| April | 0 | 0 | |
| May | 0 | 0 | |
| June | 0 | 0 | |

QUANTITY METRICS (rolling 12 month period)

| | Contract Quantity | Contract Base Number | Contract * | Local Health Board | Wales |
|----------------------------------------------------------------------------------|-------------------|----------------------|------------|--------------------|-------|
| % of all assessments that were assess and fit appliances (case starts) | 184 | 265 | 69.4% | 76.6% | 66.5% |
| % of all assessments that were assess and refuse | 25 | 265 | 9.4% | 7.4% | 10.7% |
| % of all assessments that were assess and review | 56 | 265 | 21.1% | 16.0% | 22.8% |
| % of case starts with a reported IOTN of 3 and Aesthetic Component of 5 or below | 0 | 184 | N/A | 0.0% | 0.1% |
| % of case starts with a reported IOTN of 3 and Aesthetic Component of 6 or above | 8 | 184 | 4.3% | 3.1% | 2.5% |
| % of case starts with a reported IOTN of 4 | 130 | 184 | 70.7% | 78.1% | 75.6% |
| % of case starts with a reported IOTN of 5 | 46 | 184 | 25.0% | 18.8% | 18.9% |
| % of concluded courses in receipt of dual-arch fixed appliances | 115 | 140 | 82.1% | 84.3% | 64.8% |
| % of concluded courses where treatment was abandoned or discontinued | 21 | 140 | 15.0% | 12.0% | 6.7% |
| % of patients satisfied with the treatment they have received | 7 | 7 | 100.0% | 100.0% | 95.0% |

* Figures in italics indicate that the base number is less than 100.

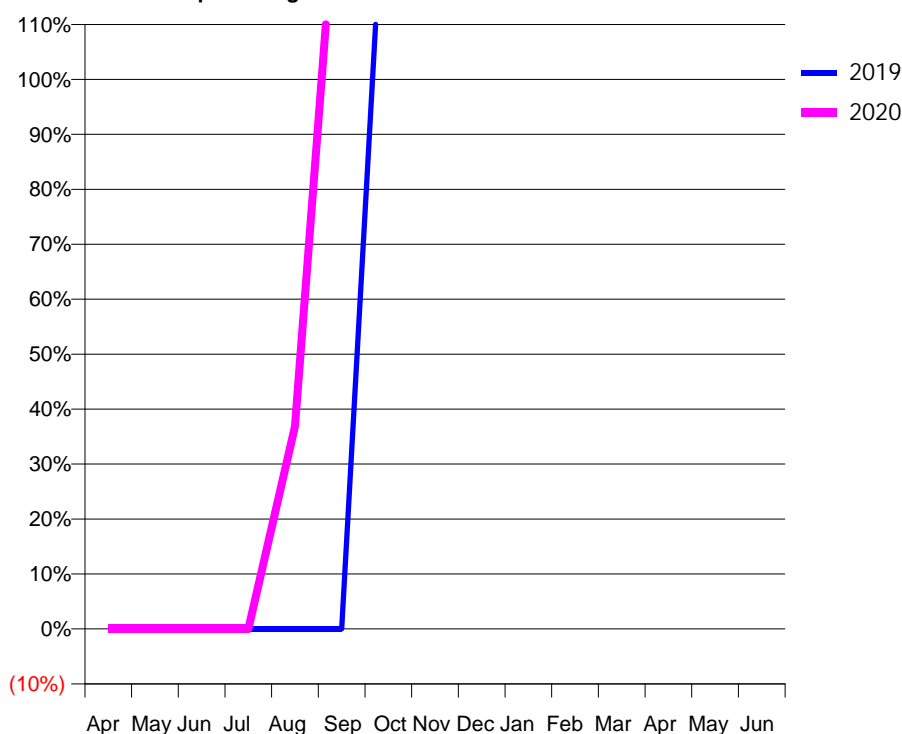
7A5 - Vital Signs Orthodontic At a Glance Contract Report for 102660/0001 - September 2019

| | | | |
|----------------------|-------------------------|---------------------------------------------|-------------|
| Name or company name | Brilliant Dental Care | 19/20 Contracted general activity (UDA) | 4,200 |
| Contract type name | GDS Contract | Carry forward general activity (UDA) | -62 |
| Purpose of contract | General and Orthodontic | 19/20 Contracted orthodontic activity (UOA) | 57 |
| Contract start date | 01/06/2014 | Carry forward orthodontic activity (UOA) | 0 |
| Contract end date | | Baseline contract value | £108,068.75 |

| ACCESS | Contract | England and Wales |
|----------------------------------------------|----------|-------------------|
| 24 month ratio of assessments to patient IDs | 1.04 | 1.07 |

| ACTIVITY | Contract |
|-------------------------------------------------------------------------------------------|----------|
| Contract assess and fit appliances (case starts) as a percentage of Area Team case starts | 6.3 % |

Cumulative percentage of contracted UOA delivered 2019 & 2020



| Month | Adjusted Scheduled Activity (UOA) | | |
|-----------|-----------------------------------|------|------|
| | 2018 | 2019 | 2020 |
| April | 0 | 0 | 0 |
| May | 4 | 0 | 0 |
| June | 4 | 0 | 0 |
| July | 4 | 0 | 0 |
| August | 4 | 0 | 21 |
| September | 88 | 0 | 84 |
| October | 88 | 86 | |
| November | 151 | 128 | |
| December | 256 | 128 | |
| January | 256 | 191 | |
| February | 256 | 191 | |
| March | 277 | 275 | |
| April | 277 | 275 | |
| May | 277 | 275 | |
| June | 277 | 275 | |

QUANTITY METRICS (rolling 12 month period)

| | Contract Quantity | Contract Base Number | Contract * | Local Health Board | Wales |
|----------------------------------------------------------------------------------|-------------------|----------------------|------------|--------------------|-------|
| % of all assessments that were assess and fit appliances (case starts) | 18 | 18 | 100.0% | 76.6% | 66.5% |
| % of all assessments that were assess and refuse | 0 | 18 | 0.0% | 7.4% | 10.7% |
| % of all assessments that were assess and review | 0 | 18 | 0.0% | 16.0% | 22.8% |
| % of case starts with a reported IOTN of 3 and Aesthetic Component of 5 or below | 0 | 18 | N/A | 0.0% | 0.1% |
| % of case starts with a reported IOTN of 3 and Aesthetic Component of 6 or above | 0 | 18 | N/A | 3.1% | 2.5% |
| % of case starts with a reported IOTN of 4 | 16 | 18 | 88.9% | 78.1% | 75.6% |
| % of case starts with a reported IOTN of 5 | 2 | 18 | 11.1% | 18.8% | 18.9% |
| % of concluded courses in receipt of dual-arch fixed appliances | 2 | 4 | 50.0% | 84.3% | 64.8% |
| % of concluded courses where treatment was abandoned or discontinued | 1 | 4 | 25.0% | 12.0% | 6.7% |
| % of patients satisfied with the treatment they have received | 4 | 4 | 100.0% | 100.0% | 95.0% |

* Figures in italics indicate that the base number is less than 100.

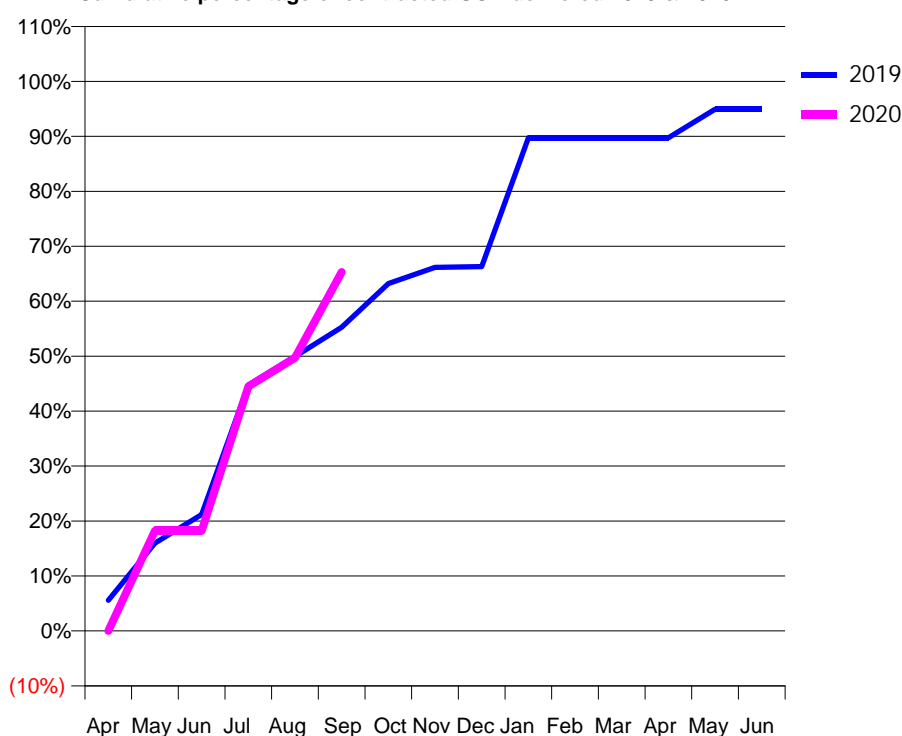
7A5 - Vital Signs Orthodontic At a Glance Contract Report for 171727/0001 - September 2019

| | | | |
|----------------------|---------------|---------------------------------------------|------------|
| Name or company name | Northrose Ltd | 19/20 Contracted general activity (UDA) | 0 |
| Contract type name | PDS Contract | Carry forward general activity (UDA) | 0 |
| Purpose of contract | Orthodontic | 19/20 Contracted orthodontic activity (UOA) | 807 |
| Contract start date | 01/04/2014 | Carry forward orthodontic activity (UOA) | 0 |
| Contract end date | 31/03/2022 | Baseline contract value | £54,714.79 |

| ACCESS | Contract | England and Wales |
|----------------------------------------------|----------|-------------------|
| 24 month ratio of assessments to patient IDs | 1.02 | 1.07 |

| ACTIVITY | Contract |
|-------------------------------------------------------------------------------------------|----------|
| Contract assess and fit appliances (case starts) as a percentage of Area Team case starts | 14.9 % |

Cumulative percentage of contracted UOA delivered 2019 & 2020



| Month | Adjusted Scheduled Activity (UOA) | | |
|-----------|-----------------------------------|------|------|
| | 2018 | 2019 | 2020 |
| April | 27 | 45 | 0 |
| May | 237 | 129 | 147 |
| June | 279 | 171 | 147 |
| July | 448 | 361 | 359 |
| August | 553 | 403 | 401 |
| September | 658 | 446 | 527 |
| October | 680 | 510 | |
| November | 744 | 534 | |
| December | 765 | 535 | |
| January | 788 | 724 | |
| February | 788 | 724 | |
| March | 810 | 724 | |
| April | 831 | 724 | |
| May | 852 | 766 | |
| June | 852 | 766 | |

QUANTITY METRICS (rolling 12 month period)

| | Contract Quantity | Contract Base Number | Contract * | Local Health Board | Wales |
|----------------------------------------------------------------------------------|-------------------|----------------------|------------|--------------------|-------|
| % of all assessments that were assess and fit appliances (case starts) | 43 | 48 | 89.6% | 76.6% | 66.5% |
| % of all assessments that were assess and refuse | 3 | 48 | 6.3% | 7.4% | 10.7% |
| % of all assessments that were assess and review | 2 | 48 | 4.2% | 16.0% | 22.8% |
| % of case starts with a reported IOTN of 3 and Aesthetic Component of 5 or below | 0 | 43 | <i>N/A</i> | 0.0% | 0.1% |
| % of case starts with a reported IOTN of 3 and Aesthetic Component of 6 or above | 1 | 43 | 2.3% | 3.1% | 2.5% |
| % of case starts with a reported IOTN of 4 | 36 | 43 | 83.7% | 78.1% | 75.6% |
| % of case starts with a reported IOTN of 5 | 6 | 43 | 14.0% | 18.8% | 18.9% |
| % of concluded courses in receipt of dual-arch fixed appliances | 22 | 24 | 91.7% | 84.3% | 64.8% |
| % of concluded courses where treatment was abandoned or discontinued | 0 | 24 | 0.0% | 12.0% | 6.7% |
| % of patients satisfied with the treatment they have received | 4 | 4 | 100.0% | 100.0% | 95.0% |

* Figures in italics indicate that the base number is less than 100.

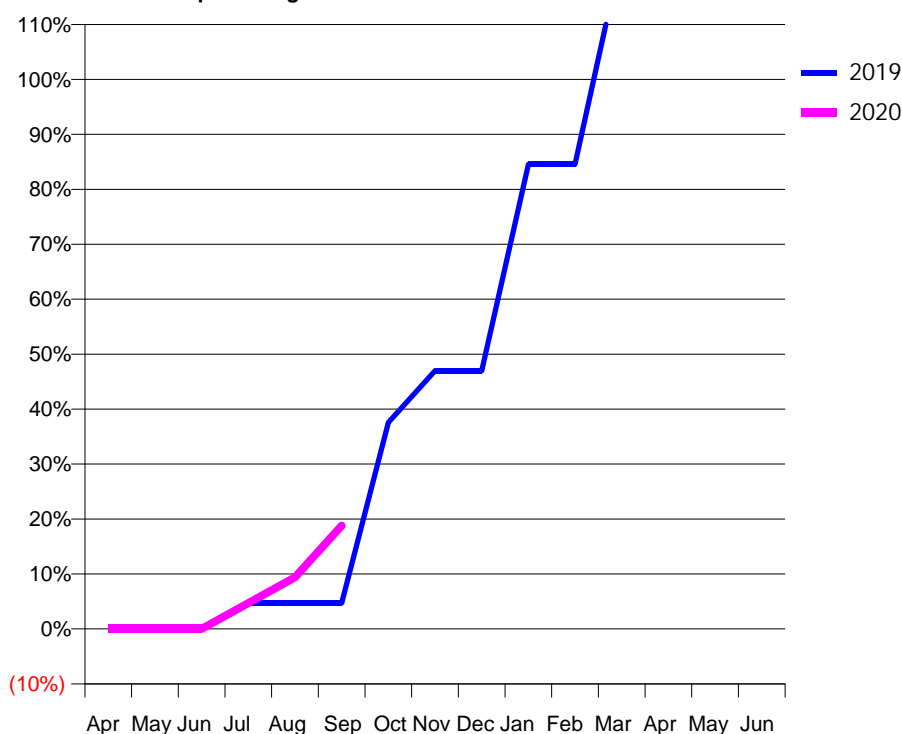
7A5 - Vital Signs Orthodontic At a Glance Contract Report for 324035/0001 - September 2019

| | | | |
|----------------------|-------------------------|---------------------------------------------|-------------|
| Name or company name | PS John & C John | 19/20 Contracted general activity (UDA) | 15,844 |
| Contract type name | GDS Contract | Carry forward general activity (UDA) | -15 |
| Purpose of contract | General and Orthodontic | 19/20 Contracted orthodontic activity (UOA) | 447 |
| Contract start date | 01/04/2006 | Carry forward orthodontic activity (UOA) | 0 |
| Contract end date | | Baseline contract value | £393,357.35 |

| ACCESS | Contract | England and Wales |
|----------------------------------------------|----------|-------------------|
| 24 month ratio of assessments to patient IDs | 1.04 | 1.07 |

| ACTIVITY | Contract |
|-------------------------------------------------------------------------------------------|----------|
| Contract assess and fit appliances (case starts) as a percentage of Area Team case starts | 14.9 % |

Cumulative percentage of contracted UOA delivered 2019 & 2020



| Month | Adjusted Scheduled Activity (UOA) | | |
|-----------|-----------------------------------|------|------|
| | 2018 | 2019 | 2020 |
| April | 0 | 0 | 0 |
| May | 0 | 0 | 0 |
| June | 21 | 0 | 0 |
| July | 21 | 21 | 21 |
| August | 42 | 21 | 42 |
| September | 84 | 21 | 84 |
| October | 189 | 168 | |
| November | 210 | 210 | |
| December | 252 | 210 | |
| January | 315 | 378 | |
| February | 588 | 378 | |
| March | 651 | 550 | |
| April | 714 | 742 | |
| May | 735 | 821 | |
| June | 756 | 821 | |

QUANTITY METRICS (rolling 12 month period)

| | Contract Quantity | Contract Base Number | Contract * | Local Health Board | Wales |
|----------------------------------------------------------------------------------|-------------------|----------------------|------------|--------------------|-------|
| % of all assessments that were assess and fit appliances (case starts) | 43 | 45 | 95.6% | 76.6% | 66.5% |
| % of all assessments that were assess and refuse | 0 | 45 | 0.0% | 7.4% | 10.7% |
| % of all assessments that were assess and review | 2 | 45 | 4.4% | 16.0% | 22.8% |
| % of case starts with a reported IOTN of 3 and Aesthetic Component of 5 or below | 0 | 43 | N/A | 0.0% | 0.1% |
| % of case starts with a reported IOTN of 3 and Aesthetic Component of 6 or above | 0 | 43 | N/A | 3.1% | 2.5% |
| % of case starts with a reported IOTN of 4 | 43 | 43 | 100.0% | 78.1% | 75.6% |
| % of case starts with a reported IOTN of 5 | 0 | 43 | N/A | 18.8% | 18.9% |
| % of concluded courses in receipt of dual-arch fixed appliances | 22 | 23 | 95.7% | 84.3% | 64.8% |
| % of concluded courses where treatment was abandoned or discontinued | 1 | 23 | 4.3% | 12.0% | 6.7% |
| % of patients satisfied with the treatment they have received | 4 | 4 | 100.0% | 100.0% | 95.0% |

* Figures in italics indicate that the base number is less than 100.

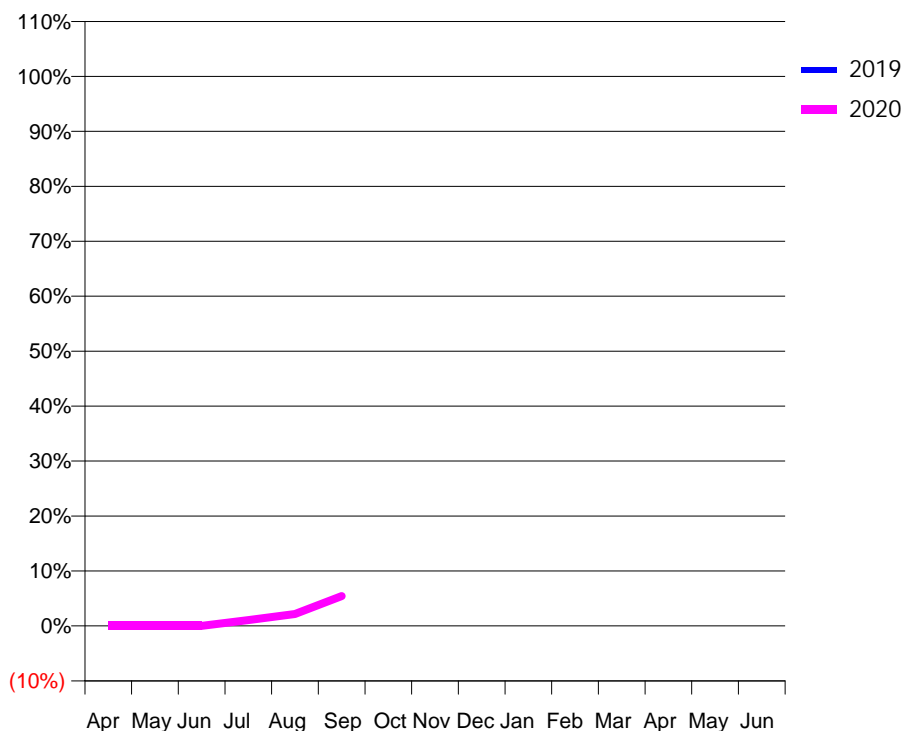
7A6 - Vital Signs Orthodontic At a Glance Contract Report for 101164/0000 - September 2019

| | | | |
|----------------------|--------------------|---------------------------------------------|-------------|
| Name or company name | Xeon Smiles UK Ltd | 19/20 Contracted general activity (UDA) | 0 |
| Contract type name | PDS Contract | Carry forward general activity (UDA) | 0 |
| Purpose of contract | Orthodontic | 19/20 Contracted orthodontic activity (UOA) | 1,937 |
| Contract start date | 01/04/2019 | Carry forward orthodontic activity (UOA) | 0 |
| Contract end date | 31/03/2024 | Baseline contract value | £123,566.64 |

| ACCESS | Contract | England and Wales |
|----------------------------------------------|----------|-------------------|
| 24 month ratio of assessments to patient IDs | 1.00 | 1.07 |

| ACTIVITY | Contract |
|-------------------------------------------------------------------------------------------|----------|
| Contract assess and fit appliances (case starts) as a percentage of Area Team case starts | 0.3 % |

Cumulative percentage of contracted UOA delivered 2019 & 2020



| Month | Adjusted Scheduled Activity (UOA) | | |
|-----------|-----------------------------------|------|------|
| | 2018 | 2019 | 2020 |
| April | 0 | 0 | 0 |
| May | 0 | 0 | 0 |
| June | 0 | 0 | 0 |
| July | 0 | 0 | 21 |
| August | 0 | 0 | 42 |
| September | 0 | 0 | 105 |
| October | 0 | 0 | |
| November | 0 | 0 | |
| December | 0 | 0 | |
| January | 0 | 0 | |
| February | 0 | 0 | |
| March | 0 | 0 | |
| April | 0 | 0 | |
| May | 0 | 0 | |
| June | 0 | 0 | |

QUANTITY METRICS (rolling 12 month period)

| | Contract Quantity | Contract Base Number | Contract * | Local Health Board | Wales |
|----------------------------------------------------------------------------------|-------------------|----------------------|------------|--------------------|-------|
| % of all assessments that were assess and fit appliances (case starts) | 5 | 5 | 100.0% | 63.8% | 66.5% |
| % of all assessments that were assess and refuse | 0 | 5 | 0.0% | 10.9% | 10.7% |
| % of all assessments that were assess and review | 0 | 5 | 0.0% | 25.4% | 22.8% |
| % of case starts with a reported IOTN of 3 and Aesthetic Component of 5 or below | 0 | 5 | N/A | 0.1% | 0.1% |
| % of case starts with a reported IOTN of 3 and Aesthetic Component of 6 or above | 0 | 5 | N/A | 3.1% | 2.5% |
| % of case starts with a reported IOTN of 4 | 4 | 5 | 80.0% | 73.9% | 75.6% |
| % of case starts with a reported IOTN of 5 | 1 | 5 | 20.0% | 17.7% | 18.9% |
| % of concluded courses in receipt of dual-arch fixed appliances | 13 | 17 | 76.5% | 36.7% | 64.8% |
| % of concluded courses where treatment was abandoned or discontinued | 2 | 17 | 11.8% | 11.1% | 6.7% |
| % of patients satisfied with the treatment they have received | 0 | 0 | N/A | 94.9% | 95.0% |

* Figures in italics indicate that the base number is less than 100.

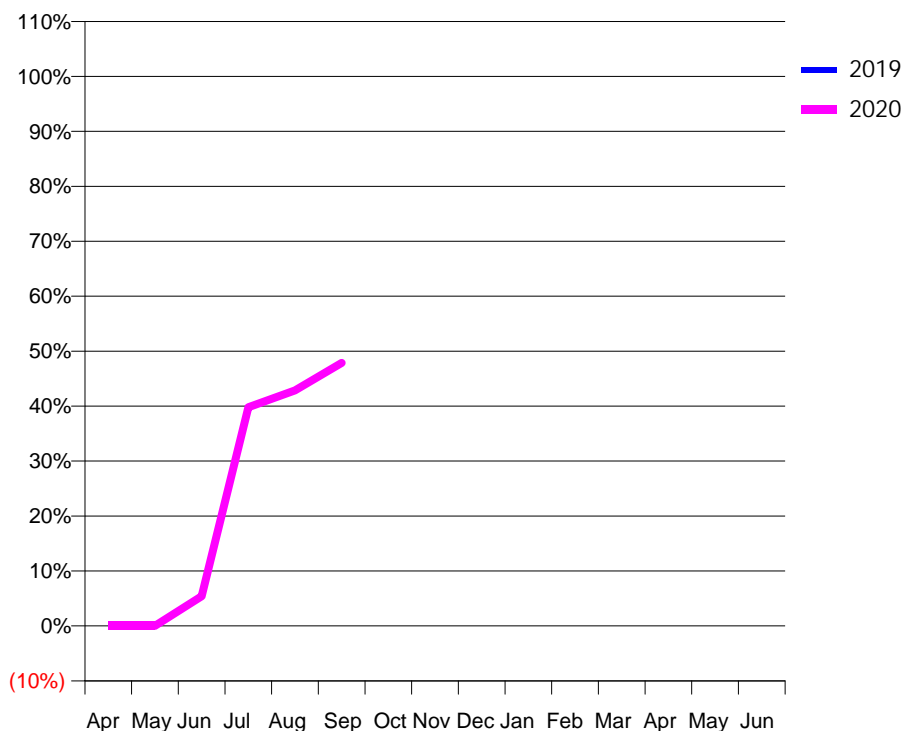
7A6 - Vital Signs Orthodontic At a Glance Contract Report for 101165/0000 - September 2019

| | | | |
|----------------------|----------------|---------------------------------------------|-------------|
| Name or company name | MRS FJ WILLNER | 19/20 Contracted general activity (UDA) | 0 |
| Contract type name | PDS Contract | Carry forward general activity (UDA) | 0 |
| Purpose of contract | Orthodontic | 19/20 Contracted orthodontic activity (UOA) | 3,424 |
| Contract start date | 01/04/2019 | Carry forward orthodontic activity (UOA) | 0 |
| Contract end date | 31/03/2024 | Baseline contract value | £208,842.42 |

| ACCESS | Contract | England and Wales |
|----------------------------------------------|----------|-------------------|
| 24 month ratio of assessments to patient IDs | 1.00 | 1.07 |

| ACTIVITY | Contract |
|-------------------------------------------------------------------------------------------|----------|
| Contract assess and fit appliances (case starts) as a percentage of Area Team case starts | 5.4 % |

Cumulative percentage of contracted UOA delivered 2019 & 2020



| Month | Adjusted Scheduled Activity (UOA) | | |
|-----------|-----------------------------------|------|-------|
| | 2018 | 2019 | 2020 |
| April | 0 | 0 | 0 |
| May | 0 | 0 | 0 |
| June | 0 | 0 | 185 |
| July | 0 | 0 | 1,363 |
| August | 0 | 0 | 1,468 |
| September | 0 | 0 | 1,639 |
| October | 0 | 0 | |
| November | 0 | 0 | |
| December | 0 | 0 | |
| January | 0 | 0 | |
| February | 0 | 0 | |
| March | 0 | 0 | |
| April | 0 | 0 | |
| May | 0 | 0 | |
| June | 0 | 0 | |

QUANTITY METRICS (rolling 12 month period)

| | Contract Quantity | Contract Base Number | Contract * | Local Health Board | Wales |
|----------------------------------------------------------------------------------|-------------------|----------------------|------------|--------------------|-------|
| % of all assessments that were assess and fit appliances (case starts) | 78 | 96 | 81.3% | 63.8% | 66.5% |
| % of all assessments that were assess and refuse | 4 | 96 | 4.2% | 10.9% | 10.7% |
| % of all assessments that were assess and review | 14 | 96 | 14.6% | 25.4% | 22.8% |
| % of case starts with a reported IOTN of 3 and Aesthetic Component of 5 or below | 0 | 78 | N/A | 0.1% | 0.1% |
| % of case starts with a reported IOTN of 3 and Aesthetic Component of 6 or above | 0 | 78 | N/A | 3.1% | 2.5% |
| % of case starts with a reported IOTN of 4 | 70 | 78 | 89.7% | 73.9% | 75.6% |
| % of case starts with a reported IOTN of 5 | 7 | 78 | 9.0% | 17.7% | 18.9% |
| % of concluded courses in receipt of dual-arch fixed appliances | 20 | 43 | 46.5% | 36.7% | 64.8% |
| % of concluded courses where treatment was abandoned or discontinued | 0 | 43 | 0.0% | 11.1% | 6.7% |
| % of patients satisfied with the treatment they have received | 4 | 4 | 100.0% | 94.9% | 95.0% |

* Figures in italics indicate that the base number is less than 100.

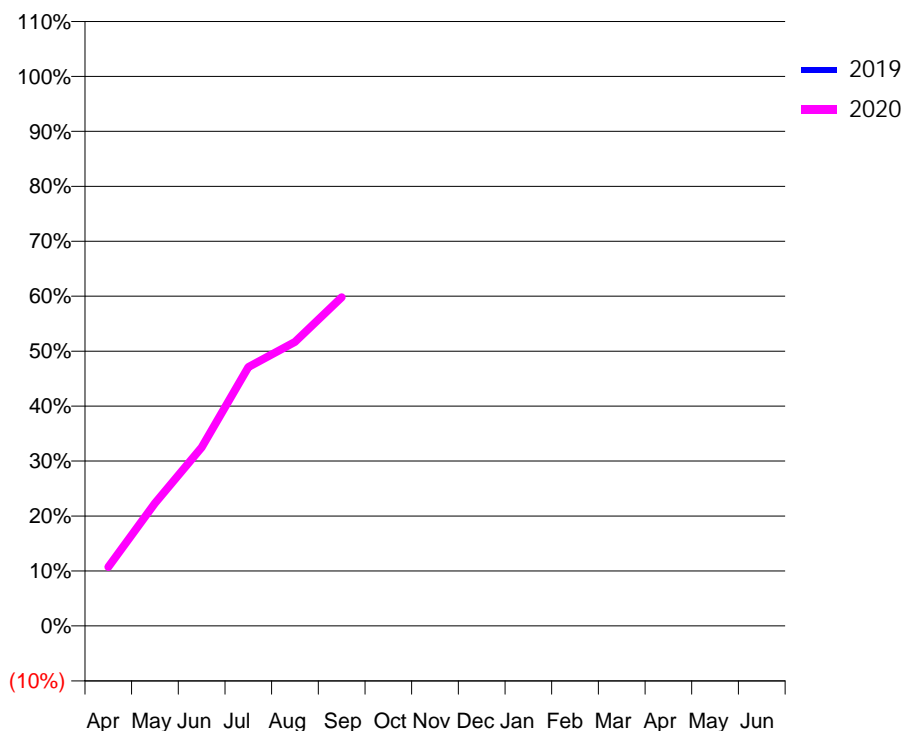
7A6 - Vital Signs Orthodontic At a Glance Contract Report for 101168/0000 - September 2019

| | | | |
|----------------------|--------------------------|---------------------------------------------|-------------|
| Name or company name | Smart Smiles Partnership | 19/20 Contracted general activity (UDA) | 0 |
| Contract type name | PDS Contract | Carry forward general activity (UDA) | 0 |
| Purpose of contract | Orthodontic | 19/20 Contracted orthodontic activity (UOA) | 2,373 |
| Contract start date | 01/04/2019 | Carry forward orthodontic activity (UOA) | 0 |
| Contract end date | 31/03/2024 | Baseline contract value | £151,005.34 |

| ACCESS | Contract | England and Wales |
|----------------------------------------------|----------|-------------------|
| 24 month ratio of assessments to patient IDs | 1.08 | 1.07 |

| ACTIVITY | Contract |
|-------------------------------------------------------------------------------------------|----------|
| Contract assess and fit appliances (case starts) as a percentage of Area Team case starts | 5.0 % |

Cumulative percentage of contracted UOA delivered 2019 & 2020



| Month | Adjusted Scheduled Activity (UOA) | | |
|-----------|-----------------------------------|------|-------|
| | 2018 | 2019 | 2020 |
| April | 0 | 0 | 255 |
| May | 0 | 0 | 530 |
| June | 0 | 0 | 771 |
| July | 0 | 0 | 1,118 |
| August | 0 | 0 | 1,226 |
| September | 0 | 0 | 1,419 |
| October | 0 | 0 | |
| November | 0 | 0 | |
| December | 0 | 0 | |
| January | 0 | 0 | |
| February | 0 | 0 | |
| March | 0 | 0 | |
| April | 0 | 0 | |
| May | 0 | 0 | |
| June | 0 | 0 | |

QUANTITY METRICS (rolling 12 month period)

| | Contract Quantity | Contract Base Number | Contract * | Local Health Board | Wales |
|----------------------------------------------------------------------------------|-------------------|----------------------|------------|--------------------|-------|
| % of all assessments that were assess and fit appliances (case starts) | 72 | 92 | 78.3% | 63.8% | 66.5% |
| % of all assessments that were assess and refuse | 20 | 92 | 21.7% | 10.9% | 10.7% |
| % of all assessments that were assess and review | 0 | 92 | 0.0% | 25.4% | 22.8% |
| % of case starts with a reported IOTN of 3 and Aesthetic Component of 5 or below | 0 | 72 | N/A | 0.1% | 0.1% |
| % of case starts with a reported IOTN of 3 and Aesthetic Component of 6 or above | 1 | 72 | 1.4% | 3.1% | 2.5% |
| % of case starts with a reported IOTN of 4 | 55 | 72 | 76.4% | 73.9% | 75.6% |
| % of case starts with a reported IOTN of 5 | 16 | 72 | 22.2% | 17.7% | 18.9% |
| % of concluded courses in receipt of dual-arch fixed appliances | 11 | 16 | 68.8% | 36.7% | 64.8% |
| % of concluded courses where treatment was abandoned or discontinued | 3 | 16 | 18.8% | 11.1% | 6.7% |
| % of patients satisfied with the treatment they have received | 4 | 4 | 100.0% | 94.9% | 95.0% |

* Figures in italics indicate that the base number is less than 100.

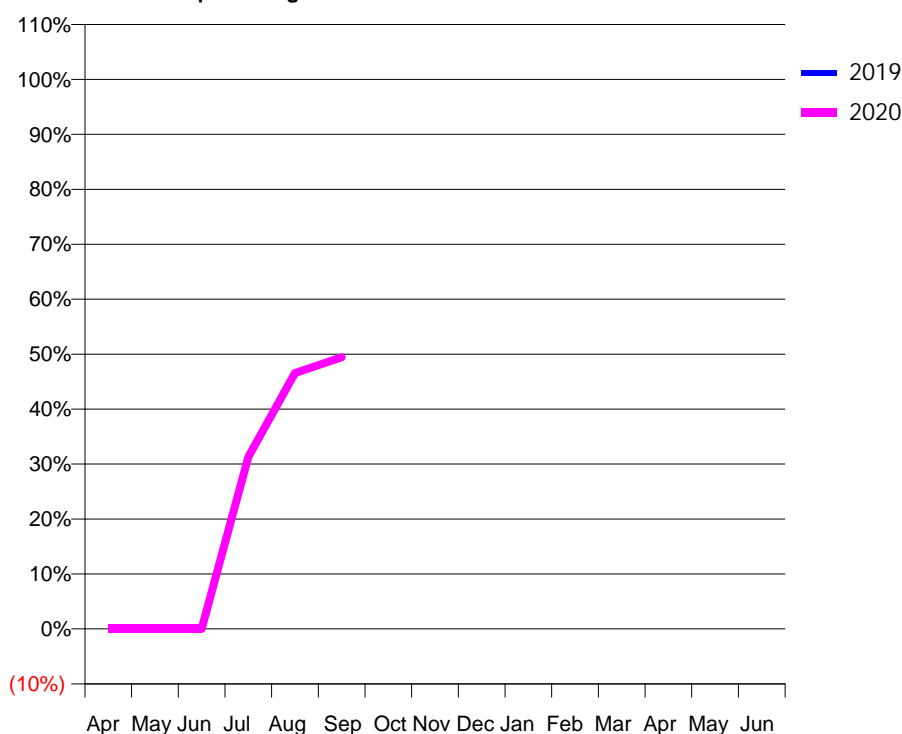
7A6 - Vital Signs Orthodontic At a Glance Contract Report for 101170/0000 - September 2019

| | | | |
|----------------------|------------------------------|---------------------------------------------|-------------|
| Name or company name | Smile Solutions Orthodontics | 19/20 Contracted general activity (UDA) | 0 |
| Contract type name | PDS Contract | Carry forward general activity (UDA) | 0 |
| Purpose of contract | Orthodontic | 19/20 Contracted orthodontic activity (UOA) | 5,512 |
| Contract start date | 01/04/2019 | Carry forward orthodontic activity (UOA) | 0 |
| Contract end date | 31/03/2024 | Baseline contract value | £331,977.44 |

| ACCESS | Contract | England and Wales |
|----------------------------------------------|----------|-------------------|
| 24 month ratio of assessments to patient IDs | 1.11 | 1.07 |

| ACTIVITY | Contract |
|-------------------------------------------------------------------------------------------|----------|
| Contract assess and fit appliances (case starts) as a percentage of Area Team case starts | 8.8 % |

Cumulative percentage of contracted UOA delivered 2019 & 2020



| Month | Adjusted Scheduled Activity (UOA) | | |
|-----------|-----------------------------------|------|-------|
| | 2018 | 2019 | 2020 |
| April | 0 | 0 | 0 |
| May | 0 | 0 | 0 |
| June | 0 | 0 | 0 |
| July | 0 | 0 | 1,726 |
| August | 0 | 0 | 2,566 |
| September | 0 | 0 | 2,725 |
| October | 0 | 0 | |
| November | 0 | 0 | |
| December | 0 | 0 | |
| January | 0 | 0 | |
| February | 0 | 0 | |
| March | 0 | 0 | |
| April | 0 | 0 | |
| May | 0 | 0 | |
| June | 0 | 0 | |

QUANTITY METRICS (rolling 12 month period)

| | Contract Quantity | Contract Base Number | Contract * | Local Health Board | Wales |
|----------------------------------------------------------------------------------|-------------------|----------------------|------------|--------------------|-------|
| % of all assessments that were assess and fit appliances (case starts) | 127 | 257 | 49.4% | 63.8% | 66.5% |
| % of all assessments that were assess and refuse | 8 | 257 | 3.1% | 10.9% | 10.7% |
| % of all assessments that were assess and review | 122 | 257 | 47.5% | 25.4% | 22.8% |
| % of case starts with a reported IOTN of 3 and Aesthetic Component of 5 or below | 0 | 127 | N/A | 0.1% | 0.1% |
| % of case starts with a reported IOTN of 3 and Aesthetic Component of 6 or above | 3 | 127 | 2.4% | 3.1% | 2.5% |
| % of case starts with a reported IOTN of 4 | 102 | 127 | 80.3% | 73.9% | 75.6% |
| % of case starts with a reported IOTN of 5 | 22 | 127 | 17.3% | 17.7% | 18.9% |
| % of concluded courses in receipt of dual-arch fixed appliances | 3 | 5 | 60.0% | 36.7% | 64.8% |
| % of concluded courses where treatment was abandoned or discontinued | 2 | 5 | 40.0% | 11.1% | 6.7% |
| % of patients satisfied with the treatment they have received | 0 | 0 | N/A | 94.9% | 95.0% |

* Figures in italics indicate that the base number is less than 100.

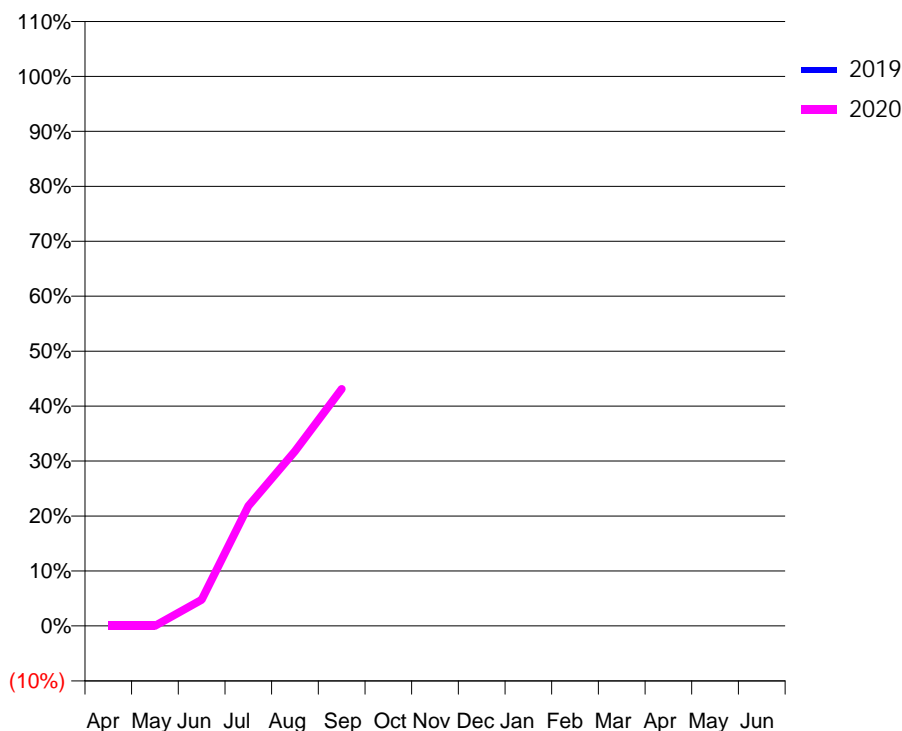
7A6 - Vital Signs Orthodontic At a Glance Contract Report for 101171/0000 - September 2019

| | | | |
|----------------------|--------------------------|---------------------------------------------|-------------|
| Name or company name | Newport Orthodontics Ltd | 19/20 Contracted general activity (UDA) | 0 |
| Contract type name | PDS Contract | Carry forward general activity (UDA) | 0 |
| Purpose of contract | Orthodontic | 19/20 Contracted orthodontic activity (UOA) | 14,268 |
| Contract start date | 01/04/2019 | Carry forward orthodontic activity (UOA) | 0 |
| Contract end date | 31/03/2024 | Baseline contract value | £882,169.62 |

| ACCESS | Contract | England and Wales |
|----------------------------------------------|----------|-------------------|
| 24 month ratio of assessments to patient IDs | 1.00 | 1.07 |

| ACTIVITY | Contract |
|-------------------------------------------------------------------------------------------|----------|
| Contract assess and fit appliances (case starts) as a percentage of Area Team case starts | 20.0 % |

Cumulative percentage of contracted UOA delivered 2019 & 2020



| Month | Adjusted Scheduled Activity (UOA) | | |
|-----------|-----------------------------------|------|-------|
| | 2018 | 2019 | 2020 |
| April | 0 | 0 | 0 |
| May | 0 | 0 | 0 |
| June | 0 | 0 | 681 |
| July | 0 | 0 | 3,113 |
| August | 0 | 0 | 4,534 |
| September | 0 | 0 | 6,152 |
| October | 0 | 0 | |
| November | 0 | 0 | |
| December | 0 | 0 | |
| January | 0 | 0 | |
| February | 0 | 0 | |
| March | 0 | 0 | |
| April | 0 | 0 | |
| May | 0 | 0 | |
| June | 0 | 0 | |

QUANTITY METRICS (rolling 12 month period)

| | Contract Quantity | Contract Base Number | Contract * | Local Health Board | Wales |
|----------------------------------------------------------------------------------|-------------------|----------------------|------------|--------------------|-------|
| % of all assessments that were assess and fit appliances (case starts) | 288 | 405 | 71.1% | 63.8% | 66.5% |
| % of all assessments that were assess and refuse | 40 | 405 | 9.9% | 10.9% | 10.7% |
| % of all assessments that were assess and review | 77 | 405 | 19.0% | 25.4% | 22.8% |
| % of case starts with a reported IOTN of 3 and Aesthetic Component of 5 or below | 0 | 288 | N/A | 0.1% | 0.1% |
| % of case starts with a reported IOTN of 3 and Aesthetic Component of 6 or above | 12 | 288 | 4.2% | 3.1% | 2.5% |
| % of case starts with a reported IOTN of 4 | 196 | 288 | 68.1% | 73.9% | 75.6% |
| % of case starts with a reported IOTN of 5 | 41 | 288 | 14.2% | 17.7% | 18.9% |
| % of concluded courses in receipt of dual-arch fixed appliances | 0 | 146 | N/A | 36.7% | 64.8% |
| % of concluded courses where treatment was abandoned or discontinued | 18 | 146 | 12.3% | 11.1% | 6.7% |
| % of patients satisfied with the treatment they have received | 1 | 1 | 100.0% | 94.9% | 95.0% |

* Figures in italics indicate that the base number is less than 100.

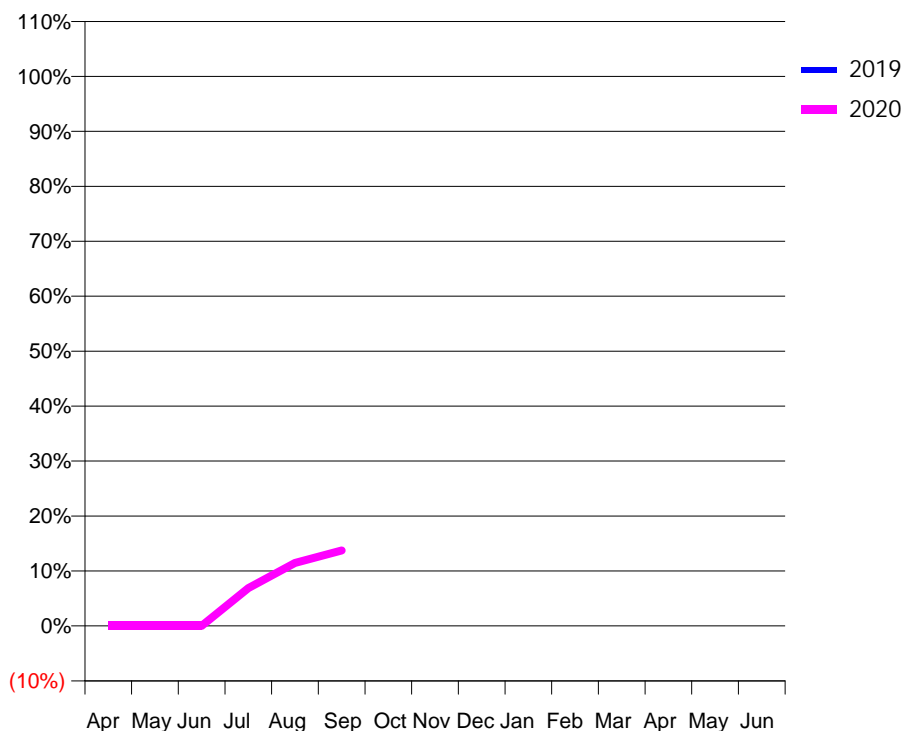
7A6 - Vital Signs Orthodontic At a Glance Contract Report for 101185/0000 - September 2019

| | | | |
|----------------------|--------------------|---------------------------------------------|------------|
| Name or company name | Xeon Smiles UK Ltd | 19/20 Contracted general activity (UDA) | 0 |
| Contract type name | PDS Contract | Carry forward general activity (UDA) | 0 |
| Purpose of contract | Orthodontic | 19/20 Contracted orthodontic activity (UOA) | 916 |
| Contract start date | 01/04/2019 | Carry forward orthodontic activity (UOA) | 0 |
| Contract end date | 31/03/2024 | Baseline contract value | £57,898.74 |

| ACCESS | Contract | England and Wales |
|----------------------------------------------|----------|-------------------|
| 24 month ratio of assessments to patient IDs | 1.00 | 1.07 |

| ACTIVITY | Contract |
|-------------------------------------------------------------------------------------------|----------|
| Contract assess and fit appliances (case starts) as a percentage of Area Team case starts | 0.4 % |

Cumulative percentage of contracted UOA delivered 2019 & 2020



| Month | Adjusted Scheduled Activity (UOA) | | |
|-----------|-----------------------------------|------|------|
| | 2018 | 2019 | 2020 |
| April | 0 | 0 | 0 |
| May | 0 | 0 | 0 |
| June | 0 | 0 | 0 |
| July | 0 | 0 | 63 |
| August | 0 | 0 | 105 |
| September | 0 | 0 | 126 |
| October | 0 | 0 | |
| November | 0 | 0 | |
| December | 0 | 0 | |
| January | 0 | 0 | |
| February | 0 | 0 | |
| March | 0 | 0 | |
| April | 0 | 0 | |
| May | 0 | 0 | |
| June | 0 | 0 | |

QUANTITY METRICS (rolling 12 month period)

| | Contract Quantity | Contract Base Number | Contract * | Local Health Board | Wales |
|----------------------------------------------------------------------------------|-------------------|----------------------|------------|--------------------|-------|
| % of all assessments that were assess and fit appliances (case starts) | 6 | 6 | 100.0% | 63.8% | 66.5% |
| % of all assessments that were assess and refuse | 0 | 6 | 0.0% | 10.9% | 10.7% |
| % of all assessments that were assess and review | 0 | 6 | 0.0% | 25.4% | 22.8% |
| % of case starts with a reported IOTN of 3 and Aesthetic Component of 5 or below | 0 | 6 | N/A | 0.1% | 0.1% |
| % of case starts with a reported IOTN of 3 and Aesthetic Component of 6 or above | 1 | 6 | 16.7% | 3.1% | 2.5% |
| % of case starts with a reported IOTN of 4 | 5 | 6 | 83.3% | 73.9% | 75.6% |
| % of case starts with a reported IOTN of 5 | 0 | 6 | N/A | 17.7% | 18.9% |
| % of concluded courses in receipt of dual-arch fixed appliances | 0 | 3 | N/A | 36.7% | 64.8% |
| % of concluded courses where treatment was abandoned or discontinued | 1 | 3 | 33.3% | 11.1% | 6.7% |
| % of patients satisfied with the treatment they have received | 0 | 0 | N/A | 94.9% | 95.0% |

* Figures in italics indicate that the base number is less than 100.

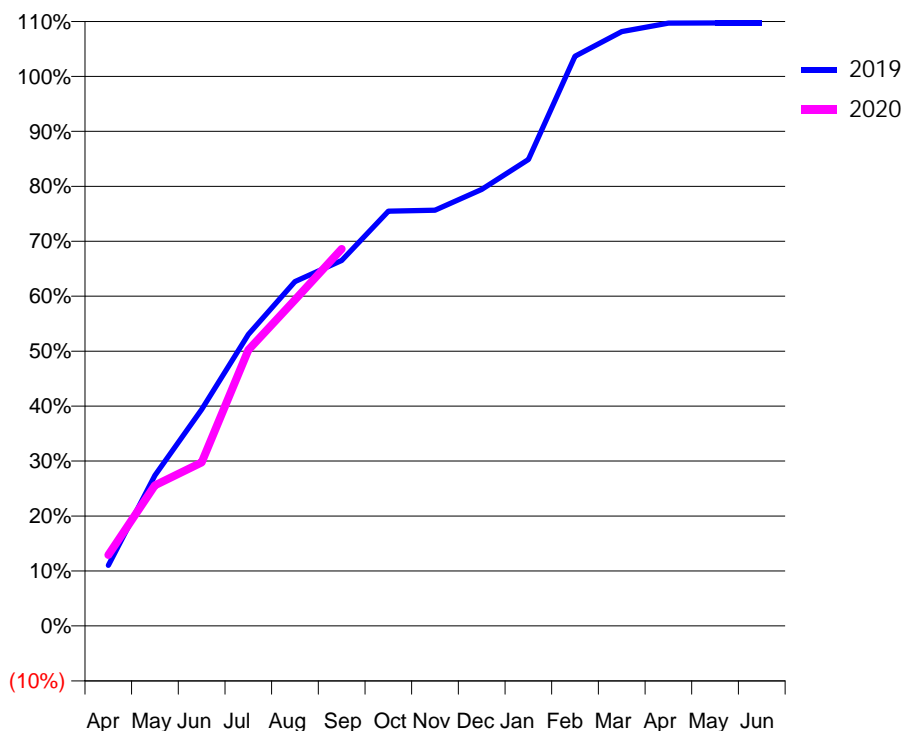
7A6 - Vital Signs Orthodontic At a Glance Contract Report for 194034/0001 - September 2019

| | | | |
|----------------------|-------------------------|---------------------------------------------|-------------|
| Name or company name | Melin Ltd | 19/20 Contracted general activity (UDA) | 7,446 |
| Contract type name | Pilot Contract | Carry forward general activity (UDA) | -47 |
| Purpose of contract | General and Orthodontic | 19/20 Contracted orthodontic activity (UOA) | 1,579 |
| Contract start date | 01/03/2011 | Carry forward orthodontic activity (UOA) | -90 |
| Contract end date | | Baseline contract value | £273,199.52 |

| ACCESS | Contract | England and Wales |
|----------------------------------------------|----------|-------------------|
| 24 month ratio of assessments to patient IDs | 1.10 | 1.07 |

| ACTIVITY | Contract |
|-------------------------------------------------------------------------------------------|----------|
| Contract assess and fit appliances (case starts) as a percentage of Area Team case starts | 5.5 % |

Cumulative percentage of contracted UOA delivered 2019 & 2020



| Month | Adjusted Scheduled Activity (UOA) | | |
|-----------|-----------------------------------|-------|-------|
| | 2018 | 2019 | 2020 |
| April | 77 | 196 | 204 |
| May | 220 | 487 | 404 |
| June | 402 | 701 | 470 |
| July | 532 | 944 | 793 |
| August | 708 | 1,115 | 937 |
| September | 876 | 1,183 | 1,083 |
| October | 1,006 | 1,343 | |
| November | 1,549 | 1,346 | |
| December | 1,676 | 1,413 | |
| January | 1,776 | 1,510 | |
| February | 2,122 | 1,844 | |
| March | 2,271 | 1,924 | |
| April | 2,321 | 1,951 | |
| May | 2,321 | 1,952 | |
| June | 2,322 | 1,952 | |

QUANTITY METRICS (rolling 12 month period)

| | Contract Quantity | Contract Base Number | Contract * | Local Health Board | Wales |
|----------------------------------------------------------------------------------|-------------------|----------------------|------------|--------------------|-------|
| % of all assessments that were assess and fit appliances (case starts) | 79 | 202 | 39.1% | 63.8% | 66.5% |
| % of all assessments that were assess and refuse | 27 | 202 | 13.4% | 10.9% | 10.7% |
| % of all assessments that were assess and review | 96 | 202 | 47.5% | 25.4% | 22.8% |
| % of case starts with a reported IOTN of 3 and Aesthetic Component of 5 or below | 0 | 79 | <i>N/A</i> | 0.1% | 0.1% |
| % of case starts with a reported IOTN of 3 and Aesthetic Component of 6 or above | 0 | 79 | <i>N/A</i> | 3.1% | 2.5% |
| % of case starts with a reported IOTN of 4 | 60 | 79 | 75.9% | 73.9% | 75.6% |
| % of case starts with a reported IOTN of 5 | 16 | 79 | 20.3% | 17.7% | 18.9% |
| % of concluded courses in receipt of dual-arch fixed appliances | 78 | 96 | 81.3% | 36.7% | 64.8% |
| % of concluded courses where treatment was abandoned or discontinued | 12 | 96 | 12.5% | 11.1% | 6.7% |
| % of patients satisfied with the treatment they have received | 9 | 9 | 100.0% | 94.9% | 95.0% |

* Figures in italics indicate that the base number is less than 100.

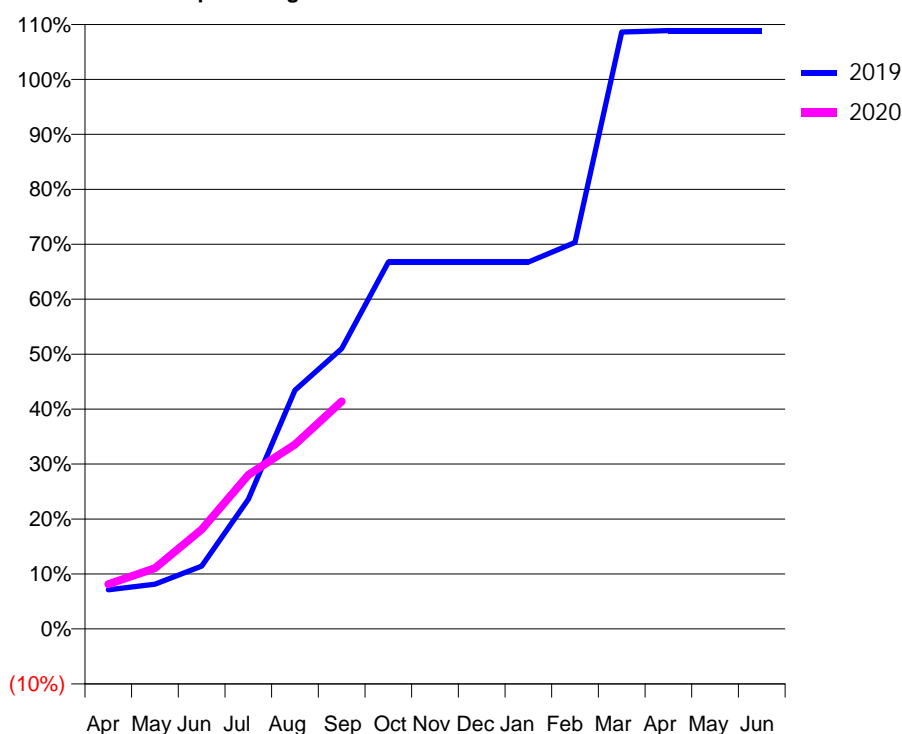
7A7 - Vital Signs Orthodontic At a Glance Contract Report for 100240/0000 - September 2019

| | | | |
|----------------------|-------------------------------|---------------------------------------------|-------------|
| Name or company name | Severn Street Dental Practice | 19/20 Contracted general activity (UDA) | 0 |
| Contract type name | PDS Contract | Carry forward general activity (UDA) | 0 |
| Purpose of contract | Orthodontic | 19/20 Contracted orthodontic activity (UOA) | 2,300 |
| Contract start date | 01/09/2016 | Carry forward orthodontic activity (UOA) | 0 |
| Contract end date | 31/08/2022 | Baseline contract value | £153,328.38 |

| ACCESS | Contract | England and Wales |
|----------------------------------------------|----------|-------------------|
| 24 month ratio of assessments to patient IDs | 1.36 | 1.07 |

| ACTIVITY | Contract |
|-------------------------------------------------------------------------------------------|----------|
| Contract assess and fit appliances (case starts) as a percentage of Area Team case starts | 27.3 % |

Cumulative percentage of contracted UOA delivered 2019 & 2020



| Month | Adjusted Scheduled Activity (UOA) | | |
|-----------|-----------------------------------|-------|------|
| | 2018 | 2019 | 2020 |
| April | 15 | 164 | 187 |
| May | 78 | 187 | 254 |
| June | 87 | 263 | 416 |
| July | 236 | 543 | 645 |
| August | 380 | 999 | 772 |
| September | 475 | 1,173 | 952 |
| October | 653 | 1,536 | |
| November | 992 | 1,536 | |
| December | 1,257 | 1,536 | |
| January | 1,465 | 1,536 | |
| February | 2,032 | 1,617 | |
| March | 2,485 | 2,498 | |
| April | 2,576 | 2,504 | |
| May | 2,576 | 2,504 | |
| June | 2,576 | 2,504 | |

QUANTITY METRICS (rolling 12 month period)

| | Contract Quantity | Contract Base Number | Contract * | Local Health Board | Wales |
|----------------------------------------------------------------------------------|-------------------|----------------------|------------|--------------------|-------|
| % of all assessments that were assess and fit appliances (case starts) | 103 | 299 | 34.4% | 52.3% | 66.5% |
| % of all assessments that were assess and refuse | 39 | 299 | 13.0% | 15.4% | 10.7% |
| % of all assessments that were assess and review | 157 | 299 | 52.5% | 32.3% | 22.8% |
| % of case starts with a reported IOTN of 3 and Aesthetic Component of 5 or below | 0 | 103 | N/A | 0.0% | 0.1% |
| % of case starts with a reported IOTN of 3 and Aesthetic Component of 6 or above | 1 | 103 | 1.0% | 3.7% | 2.5% |
| % of case starts with a reported IOTN of 4 | 82 | 103 | 79.6% | 53.6% | 75.6% |
| % of case starts with a reported IOTN of 5 | 18 | 103 | 17.5% | 12.2% | 18.9% |
| % of concluded courses in receipt of dual-arch fixed appliances | 3 | 11 | 27.3% | 51.0% | 64.8% |
| % of concluded courses where treatment was abandoned or discontinued | 1 | 11 | 9.1% | 5.2% | 6.7% |
| % of patients satisfied with the treatment they have received | 16 | 16 | 100.0% | 97.5% | 95.0% |

* Figures in italics indicate that the base number is less than 100.

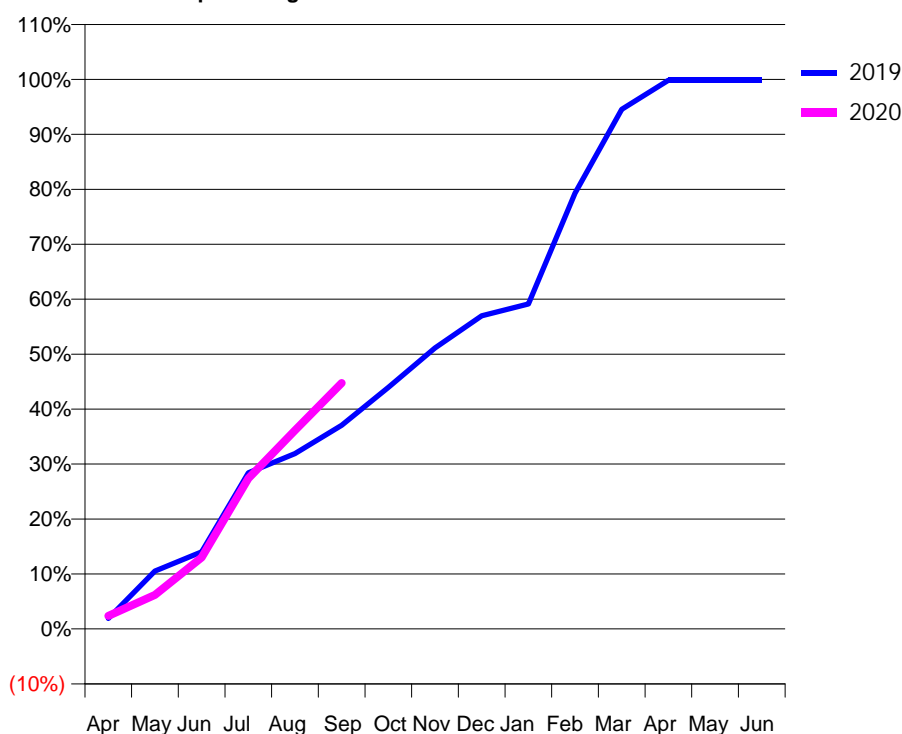
7A7 - Vital Signs Orthodontic At a Glance Contract Report for 144622/0001 - September 2019

| | | | |
|----------------------|------------------------|---------------------------------------------|------------|
| Name or company name | A.R.C Orthodontics Ltd | 19/20 Contracted general activity (UDA) | 0 |
| Contract type name | PDS Contract | Carry forward general activity (UDA) | 0 |
| Purpose of contract | Orthodontic | 19/20 Contracted orthodontic activity (UOA) | 1,260 |
| Contract start date | 01/11/2014 | Carry forward orthodontic activity (UOA) | 0 |
| Contract end date | 31/10/2024 | Baseline contract value | £85,457.84 |

| ACCESS | Contract | England and Wales |
|----------------------------------------------|----------|-------------------|
| 24 month ratio of assessments to patient IDs | 1.05 | 1.07 |

| ACTIVITY | Contract |
|-------------------------------------------------------------------------------------------|----------|
| Contract assess and fit appliances (case starts) as a percentage of Area Team case starts | 17.0 % |

Cumulative percentage of contracted UOA delivered 2019 & 2020



| Month | Adjusted Scheduled Activity (UOA) | | |
|-----------|-----------------------------------|-------|------|
| | 2018 | 2019 | 2020 |
| April | -193 | 24 | 30 |
| May | -192 | 133 | 78 |
| June | -143 | 177 | 164 |
| July | -98 | 358 | 345 |
| August | -6 | 402 | 455 |
| September | 27 | 467 | 564 |
| October | 91 | 554 | |
| November | 181 | 644 | |
| December | 231 | 718 | |
| January | 294 | 745 | |
| February | 364 | 999 | |
| March | 387 | 1,191 | |
| April | 429 | 1,258 | |
| May | 429 | 1,258 | |
| June | 429 | 1,258 | |

QUANTITY METRICS (rolling 12 month period)

| | Contract Quantity | Contract Base Number | Contract * | Local Health Board | Wales |
|----------------------------------------------------------------------------------|-------------------|----------------------|------------|--------------------|-------|
| % of all assessments that were assess and fit appliances (case starts) | 64 | 125 | 51.2% | 52.3% | 66.5% |
| % of all assessments that were assess and refuse | 44 | 125 | 35.2% | 15.4% | 10.7% |
| % of all assessments that were assess and review | 17 | 125 | 13.6% | 32.3% | 22.8% |
| % of case starts with a reported IOTN of 3 and Aesthetic Component of 5 or below | 0 | 64 | <i>N/A</i> | 0.0% | 0.1% |
| % of case starts with a reported IOTN of 3 and Aesthetic Component of 6 or above | 12 | 64 | 18.8% | 3.7% | 2.5% |
| % of case starts with a reported IOTN of 4 | 42 | 64 | 65.6% | 53.6% | 75.6% |
| % of case starts with a reported IOTN of 5 | 10 | 64 | 15.6% | 12.2% | 18.9% |
| % of concluded courses in receipt of dual-arch fixed appliances | 33 | 38 | 86.8% | 51.0% | 64.8% |
| % of concluded courses where treatment was abandoned or discontinued | 0 | 38 | 0.0% | 5.2% | 6.7% |
| % of patients satisfied with the treatment they have received | 2 | 3 | 66.7% | 97.5% | 95.0% |

* Figures in italics indicate that the base number is less than 100.

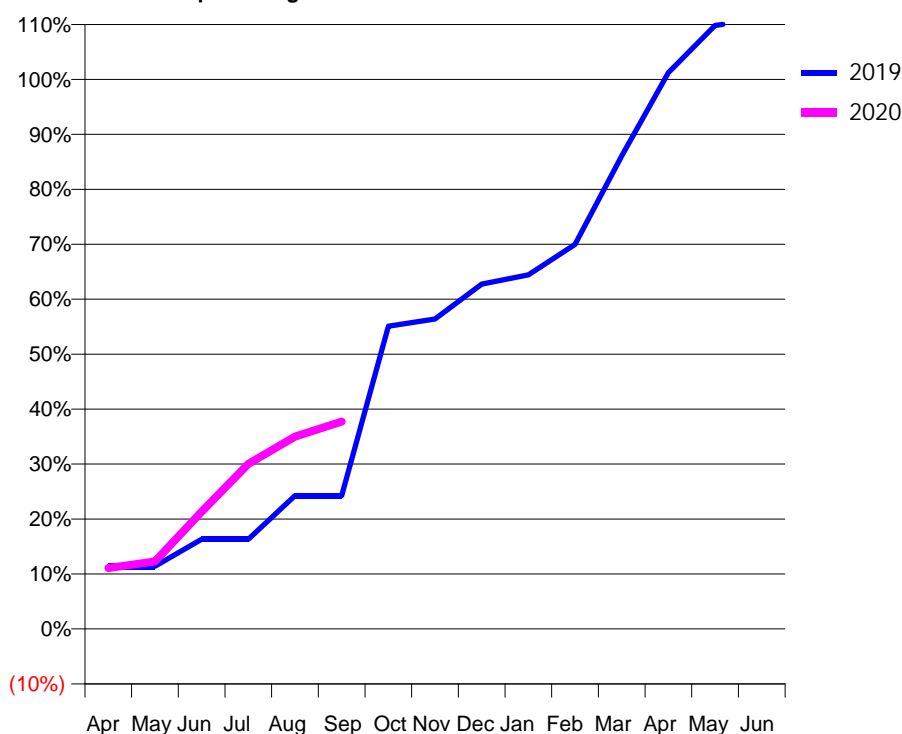
7A7 - Vital Signs Orthodontic At a Glance Contract Report for 197351/0002 - September 2019

| | | | |
|----------------------|----------------------------|---------------------------------------------|-------------|
| Name or company name | Exclusive Orthodontics Ltd | 19/20 Contracted general activity (UDA) | 0 |
| Contract type name | PDS Contract | Carry forward general activity (UDA) | 0 |
| Purpose of contract | Orthodontic | 19/20 Contracted orthodontic activity (UOA) | 1,715 |
| Contract start date | 01/04/2015 | Carry forward orthodontic activity (UOA) | -190 |
| Contract end date | 31/03/2023 | Baseline contract value | £116,288.84 |

| ACCESS | Contract | England and Wales |
|----------------------------------------------|----------|-------------------|
| 24 month ratio of assessments to patient IDs | 1.03 | 1.07 |

| ACTIVITY | Contract |
|-------------------------------------------------------------------------------------------|----------|
| Contract assess and fit appliances (case starts) as a percentage of Area Team case starts | 24.7 % |

Cumulative percentage of contracted UOA delivered 2019 & 2020



| Month | Adjusted Scheduled Activity (UOA) | | |
|-----------|-----------------------------------|-------|------|
| | 2018 | 2019 | 2020 |
| April | 83 | 196 | 190 |
| May | 191 | 196 | 211 |
| June | 278 | 280 | 366 |
| July | 431 | 280 | 515 |
| August | 452 | 416 | 600 |
| September | 584 | 416 | 647 |
| October | 777 | 945 | |
| November | 1,155 | 967 | |
| December | 1,155 | 1,076 | |
| January | 1,483 | 1,105 | |
| February | 1,780 | 1,200 | |
| March | 1,780 | 1,476 | |
| April | 1,844 | 1,736 | |
| May | 1,910 | 1,883 | |
| June | 1,911 | 1,905 | |

QUANTITY METRICS (rolling 12 month period)

| | Contract Quantity | Contract Base Number | Contract * | Local Health Board | Wales |
|----------------------------------------------------------------------------------|-------------------|----------------------|-------------|--------------------|-------|
| % of all assessments that were assess and fit appliances (case starts) | 93 | 138 | 67.4% | 52.3% | 66.5% |
| % of all assessments that were assess and refuse | 14 | 138 | 10.1% | 15.4% | 10.7% |
| % of all assessments that were assess and review | 31 | 138 | 22.5% | 32.3% | 22.8% |
| % of case starts with a reported IOTN of 3 and Aesthetic Component of 5 or below | 0 | 93 | <i>N/A</i> | 0.0% | 0.1% |
| % of case starts with a reported IOTN of 3 and Aesthetic Component of 6 or above | 1 | 93 | <i>1.1%</i> | 3.7% | 2.5% |
| % of case starts with a reported IOTN of 4 | 73 | 93 | 78.5% | 53.6% | 75.6% |
| % of case starts with a reported IOTN of 5 | 18 | 93 | 19.4% | 12.2% | 18.9% |
| % of concluded courses in receipt of dual-arch fixed appliances | 21 | 77 | 27.3% | 51.0% | 64.8% |
| % of concluded courses where treatment was abandoned or discontinued | 1 | 77 | 1.3% | 5.2% | 6.7% |
| % of patients satisfied with the treatment they have received | 12 | 12 | 100.0% | 97.5% | 95.0% |

* Figures in italics indicate that the base number is less than 100.

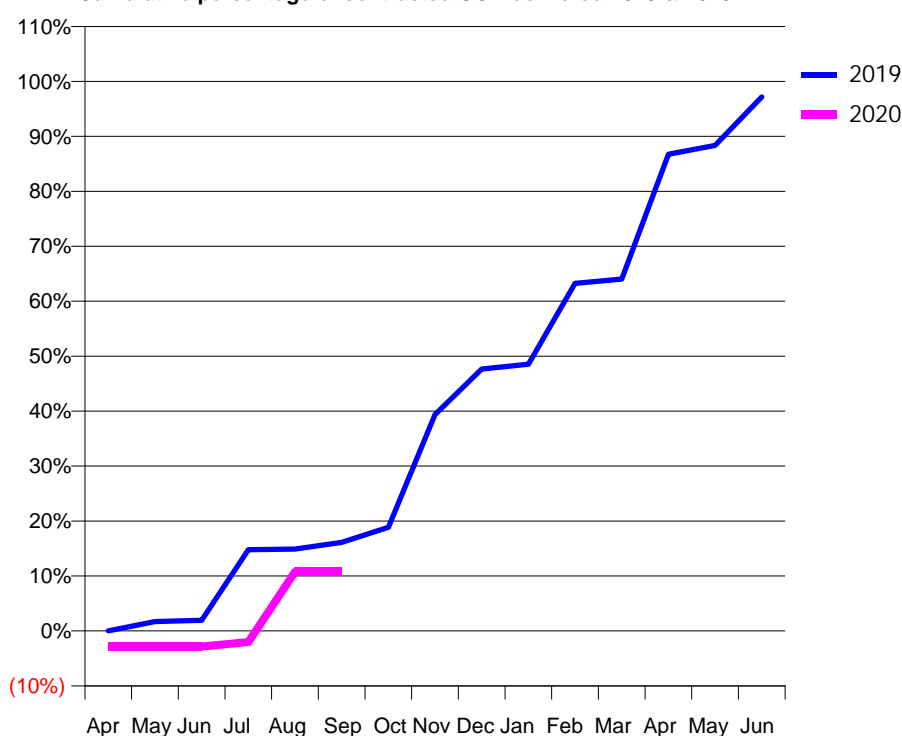
7A7 - Vital Signs Orthodontic At a Glance Contract Report for 642789/0003 - September 2019

| | | | |
|----------------------|-----------------------------|---------------------------------------------|-------------|
| Name or company name | Kingsbridge Medical Limited | 19/20 Contracted general activity (UDA) | 0 |
| Contract type name | PDS Contract | Carry forward general activity (UDA) | 0 |
| Purpose of contract | Orthodontic | 19/20 Contracted orthodontic activity (UOA) | 2,625 |
| Contract start date | 01/01/2009 | Carry forward orthodontic activity (UOA) | 75 |
| Contract end date | 31/03/2023 | Baseline contract value | £177,923.10 |

| ACCESS | Contract | England and Wales |
|----------------------------------------------|----------|-------------------|
| 24 month ratio of assessments to patient IDs | 1.02 | 1.07 |

| ACTIVITY | Contract |
|-------------------------------------------------------------------------------------------|----------|
| Contract assess and fit appliances (case starts) as a percentage of Area Team case starts | 31.0 % |

Cumulative percentage of contracted UOA delivered 2019 & 2020



| Month | Adjusted Scheduled Activity (UOA) | | |
|-----------|-----------------------------------|-------|------|
| | 2018 | 2019 | 2020 |
| April | -154 | 0 | -75 |
| May | -154 | 45 | -75 |
| June | -154 | 51 | -75 |
| July | 308 | 388 | -54 |
| August | 313 | 391 | 282 |
| September | 315 | 423 | 282 |
| October | 935 | 495 | |
| November | 983 | 1,033 | |
| December | 1,281 | 1,251 | |
| January | 1,288 | 1,274 | |
| February | 1,512 | 1,660 | |
| March | 1,543 | 1,681 | |
| April | 1,544 | 2,277 | |
| May | 2,384 | 2,319 | |
| June | 2,384 | 2,550 | |

QUANTITY METRICS (rolling 12 month period)

| | Contract Quantity | Contract Base Number | Contract * | Local Health Board | Wales |
|----------------------------------------------------------------------------------|-------------------|----------------------|------------|--------------------|-------|
| % of all assessments that were assess and fit appliances (case starts) | 117 | 159 | 73.6% | 52.3% | 66.5% |
| % of all assessments that were assess and refuse | 14 | 159 | 8.8% | 15.4% | 10.7% |
| % of all assessments that were assess and review | 28 | 159 | 17.6% | 32.3% | 22.8% |
| % of case starts with a reported IOTN of 3 and Aesthetic Component of 5 or below | 0 | 117 | N/A | 0.0% | 0.1% |
| % of case starts with a reported IOTN of 3 and Aesthetic Component of 6 or above | 0 | 117 | N/A | 3.7% | 2.5% |
| % of case starts with a reported IOTN of 4 | 5 | 117 | 4.3% | 53.6% | 75.6% |
| % of case starts with a reported IOTN of 5 | 0 | 117 | N/A | 12.2% | 18.9% |
| % of concluded courses in receipt of dual-arch fixed appliances | 22 | 29 | 75.9% | 51.0% | 64.8% |
| % of concluded courses where treatment was abandoned or discontinued | 6 | 29 | 20.7% | 5.2% | 6.7% |
| % of patients satisfied with the treatment they have received | 9 | 9 | 100.0% | 97.5% | 95.0% |

* Figures in italics indicate that the base number is less than 100.

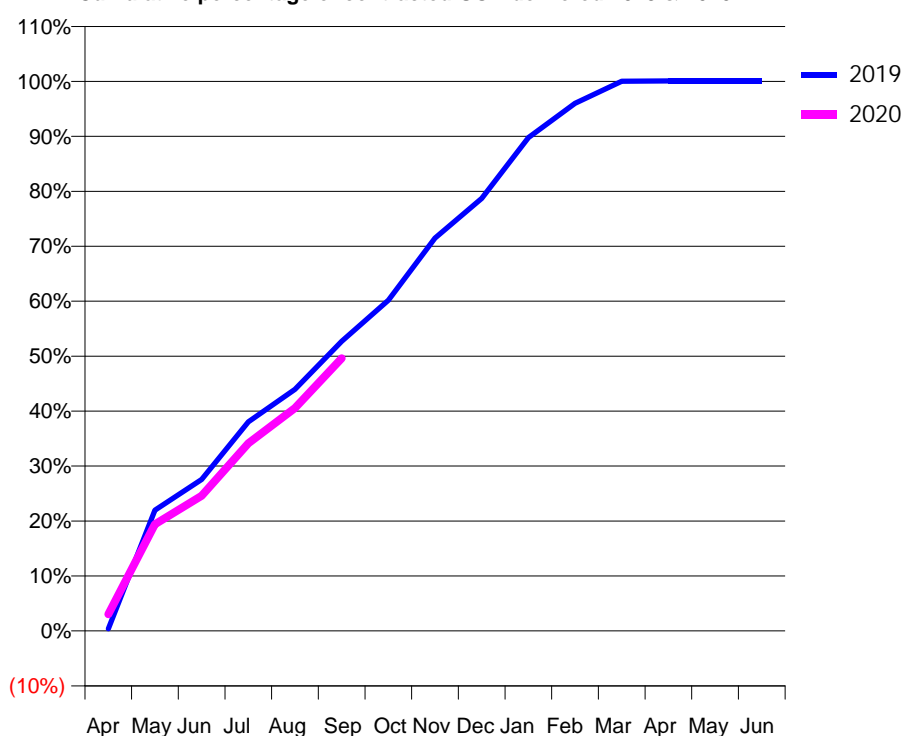
Q44 - Vital Signs Orthodontic At a Glance Contract Report for 125407/0001 - September 2019

| | | | |
|----------------------|-------------------------------|---------------------------------------------|-------------|
| Name or company name | Mark Fazakerley (VHO) Limited | 19/20 Contracted general activity (UDA) | 0 |
| Contract type name | PDS Contract | Carry forward general activity (UDA) | 0 |
| Purpose of contract | General and Orthodontic | 19/20 Contracted orthodontic activity (UOA) | 8,353 |
| Contract start date | 01/05/2012 | Carry forward orthodontic activity (UOA) | 0 |
| Contract end date | 30/06/2020 | Baseline contract value | £576,070.77 |

| ACCESS | Contract | England and Wales |
|----------------------------------------------|----------|-------------------|
| 24 month ratio of assessments to patient IDs | 1.03 | 1.07 |

| ACTIVITY | Contract |
|-------------------------------------------------------------------------------------------|----------|
| Contract assess and fit appliances (case starts) as a percentage of Area Team case starts | 6.7 % |

Cumulative percentage of contracted UOA delivered 2019 & 2020



| Month | Adjusted Scheduled Activity (UOA) | | |
|-----------|-----------------------------------|-------|-------|
| | 2018 | 2019 | 2020 |
| April | 94 | 33 | 255 |
| May | 1,181 | 1,835 | 1,622 |
| June | 1,481 | 2,304 | 2,054 |
| July | 2,294 | 3,179 | 2,853 |
| August | 3,255 | 3,671 | 3,389 |
| September | 3,978 | 4,402 | 4,143 |
| October | 4,812 | 5,026 | |
| November | 5,611 | 5,971 | |
| December | 6,422 | 6,575 | |
| January | 7,066 | 7,499 | |
| February | 7,760 | 8,021 | |
| March | 8,359 | 8,355 | |
| April | 8,359 | 8,358 | |
| May | 8,359 | 8,358 | |
| June | 8,359 | 8,358 | |

QUANTITY METRICS (rolling 12 month period)

| | Contract Quantity | Contract Base Number | Contract * | Area Team | Region | England |
|----------------------------------------------------------------------------------|-------------------|----------------------|------------|-----------|--------|---------|
| % of all assessments that were assess and fit appliances (case starts) | 377 | 570 | 66.1% | 64.5% | 61.5% | 57.9% |
| % of all assessments that were assess and refuse | 51 | 570 | 8.9% | 8.0% | 11.3% | 12.4% |
| % of all assessments that were assess and review | 142 | 570 | 24.9% | 27.5% | 27.3% | 29.7% |
| % of case starts with a reported IOTN of 3 and Aesthetic Component of 5 or below | 0 | 377 | N/A | 0.0% | 0.1% | 0.1% |
| % of case starts with a reported IOTN of 3 and Aesthetic Component of 6 or above | 37 | 377 | 9.8% | 6.7% | 3.5% | 4.0% |
| % of case starts with a reported IOTN of 4 | 250 | 377 | 66.3% | 72.7% | 79.4% | 78.0% |
| % of case starts with a reported IOTN of 5 | 87 | 377 | 23.1% | 20.0% | 16.4% | 16.6 % |
| % of concluded courses in receipt of dual-arch fixed appliances | 389 | 411 | 94.6% | 81.1% | 76.1% | 74.0% |
| % of concluded courses where treatment was abandoned or discontinued | 16 | 411 | 3.9% | 5.2% | 8.6% | 8.5% |
| % of patients satisfied with the treatment they have received | 0 | 0 | N/A | 100.0% | 95.2% | 95.5% |

* Figures in italics indicate that the base number is less than 100.

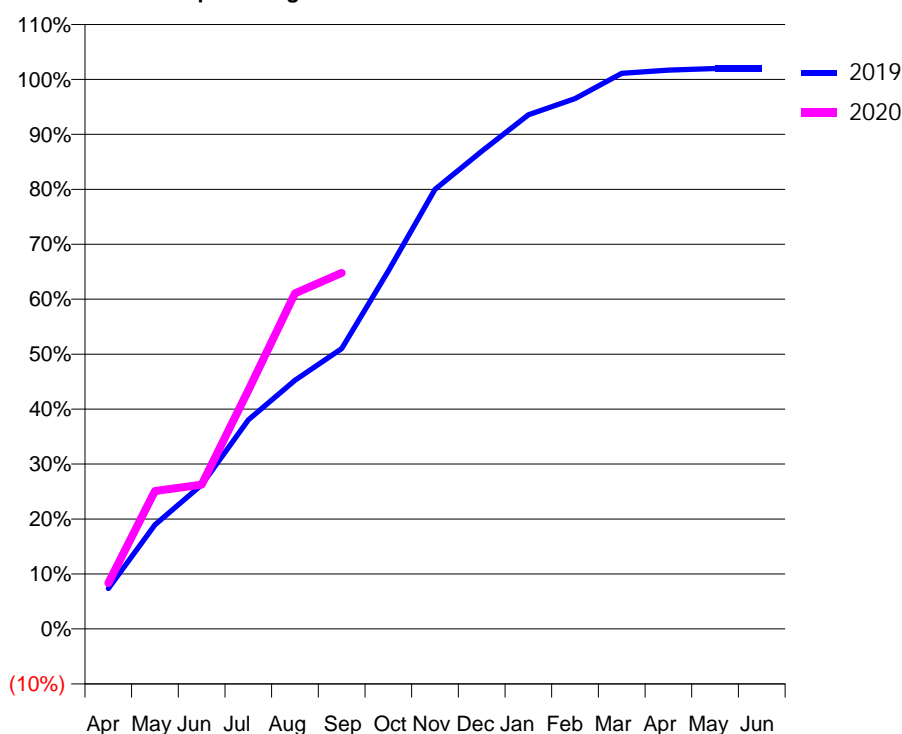
Q44 - Vital Signs Orthodontic At a Glance Contract Report for 146676/0001 - September 2019

| | | | |
|----------------------|-------------------------------|---------------------------------------------|-------------|
| Name or company name | Cheshire Cat Orthodontics Ltd | 19/20 Contracted general activity (UDA) | 0 |
| Contract type name | PDS Contract | Carry forward general activity (UDA) | 0 |
| Purpose of contract | General and Orthodontic | 19/20 Contracted orthodontic activity (UOA) | 7,279 |
| Contract start date | 01/04/2010 | Carry forward orthodontic activity (UOA) | 0 |
| Contract end date | 31/03/2020 | Baseline contract value | £488,409.74 |

| ACCESS | Contract | England and Wales |
|----------------------------------------------|----------|-------------------|
| 24 month ratio of assessments to patient IDs | 1.00 | 1.07 |

| ACTIVITY | Contract |
|-------------------------------------------------------------------------------------------|----------|
| Contract assess and fit appliances (case starts) as a percentage of Area Team case starts | 7.2 % |

Cumulative percentage of contracted UOA delivered 2019 & 2020



| Month | Adjusted Scheduled Activity (UOA) | | |
|-----------|-----------------------------------|-------|-------|
| | 2018 | 2019 | 2020 |
| April | 210 | 536 | 609 |
| May | 1,746 | 1,378 | 1,827 |
| June | 2,230 | 1,908 | 1,911 |
| July | 2,356 | 2,769 | 3,162 |
| August | 3,245 | 3,294 | 4,443 |
| September | 3,950 | 3,714 | 4,716 |
| October | 4,671 | 4,743 | |
| November | 5,078 | 5,822 | |
| December | 5,654 | 6,326 | |
| January | 6,355 | 6,810 | |
| February | 6,718 | 7,024 | |
| March | 6,974 | 7,360 | |
| April | 7,205 | 7,402 | |
| May | 7,205 | 7,423 | |
| June | 7,205 | 7,423 | |

QUANTITY METRICS (rolling 12 month period)

| | Contract Quantity | Contract Base Number | Contract * | Area Team | Region | England |
|----------------------------------------------------------------------------------|-------------------|----------------------|------------|-----------|--------|---------|
| % of all assessments that were assess and fit appliances (case starts) | 407 | 408 | 99.8% | 64.5% | 61.5% | 57.9% |
| % of all assessments that were assess and refuse | 0 | 408 | 0.0% | 8.0% | 11.3% | 12.4% |
| % of all assessments that were assess and review | 1 | 408 | 0.2% | 27.5% | 27.3% | 29.7% |
| % of case starts with a reported IOTN of 3 and Aesthetic Component of 5 or below | 0 | 407 | N/A | 0.0% | 0.1% | 0.1% |
| % of case starts with a reported IOTN of 3 and Aesthetic Component of 6 or above | 8 | 407 | 2.0% | 6.7% | 3.5% | 4.0% |
| % of case starts with a reported IOTN of 4 | 330 | 407 | 81.1% | 72.7% | 79.4% | 78.0% |
| % of case starts with a reported IOTN of 5 | 64 | 407 | 15.7% | 20.0% | 16.4% | 16.6 % |
| % of concluded courses in receipt of dual-arch fixed appliances | 671 | 762 | 88.1% | 81.1% | 76.1% | 74.0% |
| % of concluded courses where treatment was abandoned or discontinued | 23 | 762 | 3.0% | 5.2% | 8.6% | 8.5% |
| % of patients satisfied with the treatment they have received | 0 | 0 | N/A | 100.0% | 95.2% | 95.5% |

* Figures in italics indicate that the base number is less than 100.

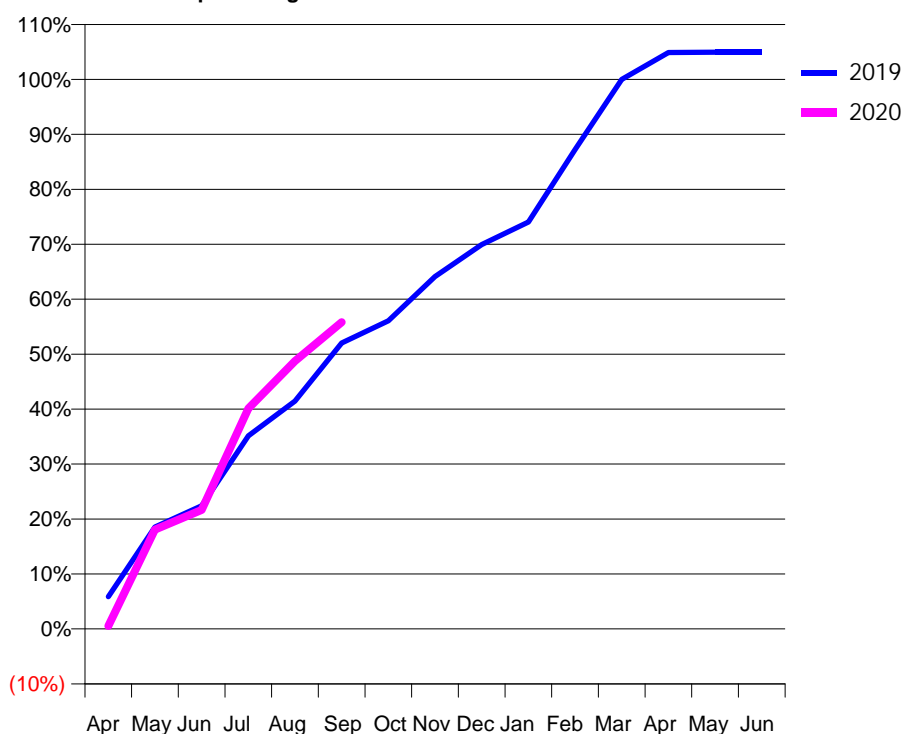
Q44 - Vital Signs Orthodontic At a Glance Contract Report for 148709/0001 - September 2019

| | | | |
|----------------------|-------------------------|---------------------------------------------|-------------|
| Name or company name | P O'Neill (W.H.O) LTD | 19/20 Contracted general activity (UDA) | 0 |
| Contract type name | PDS Contract | Carry forward general activity (UDA) | 0 |
| Purpose of contract | General and Orthodontic | 19/20 Contracted orthodontic activity (UOA) | 8,394 |
| Contract start date | 01/04/2011 | Carry forward orthodontic activity (UOA) | 0 |
| Contract end date | 01/09/2020 | Baseline contract value | £563,351.39 |

| ACCESS | Contract | England and Wales |
|----------------------------------------------|----------|-------------------|
| 24 month ratio of assessments to patient IDs | 1.04 | 1.07 |

| ACTIVITY | Contract |
|-------------------------------------------------------------------------------------------|----------|
| Contract assess and fit appliances (case starts) as a percentage of Area Team case starts | 7.5 % |

Cumulative percentage of contracted UOA delivered 2019 & 2020



| Month | Adjusted Scheduled Activity (UOA) | | |
|-----------|-----------------------------------|-------|-------|
| | 2018 | 2019 | 2020 |
| April | 3 | 492 | 45 |
| May | 1,111 | 1,556 | 1,517 |
| June | 1,478 | 1,881 | 1,818 |
| July | 2,382 | 2,948 | 3,368 |
| August | 3,050 | 3,481 | 4,092 |
| September | 3,906 | 4,367 | 4,687 |
| October | 4,692 | 4,706 | |
| November | 5,656 | 5,381 | |
| December | 6,743 | 5,871 | |
| January | 7,454 | 6,215 | |
| February | 8,202 | 7,319 | |
| March | 8,485 | 8,394 | |
| April | 8,556 | 8,805 | |
| May | 8,557 | 8,809 | |
| June | 8,599 | 8,809 | |

QUANTITY METRICS (rolling 12 month period)

| | Contract Quantity | Contract Base Number | Contract * | Area Team | Region | England |
|----------------------------------------------------------------------------------|-------------------|----------------------|------------|-----------|--------|---------|
| % of all assessments that were assess and fit appliances (case starts) | 424 | 713 | 59.5% | 64.5% | 61.5% | 57.9% |
| % of all assessments that were assess and refuse | 92 | 713 | 12.9% | 8.0% | 11.3% | 12.4% |
| % of all assessments that were assess and review | 197 | 713 | 27.6% | 27.5% | 27.3% | 29.7% |
| % of case starts with a reported IOTN of 3 and Aesthetic Component of 5 or below | 0 | 424 | N/A | 0.0% | 0.1% | 0.1% |
| % of case starts with a reported IOTN of 3 and Aesthetic Component of 6 or above | 7 | 424 | 1.7% | 6.7% | 3.5% | 4.0% |
| % of case starts with a reported IOTN of 4 | 326 | 424 | 76.9% | 72.7% | 79.4% | 78.0% |
| % of case starts with a reported IOTN of 5 | 90 | 424 | 21.2% | 20.0% | 16.4% | 16.6% |
| % of concluded courses in receipt of dual-arch fixed appliances | 343 | 366 | 93.7% | 81.1% | 76.1% | 74.0% |
| % of concluded courses where treatment was abandoned or discontinued | 16 | 366 | 4.4% | 5.2% | 8.6% | 8.5% |
| % of patients satisfied with the treatment they have received | 2 | 2 | 100.0% | 100.0% | 95.2% | 95.5% |

* Figures in italics indicate that the base number is less than 100.

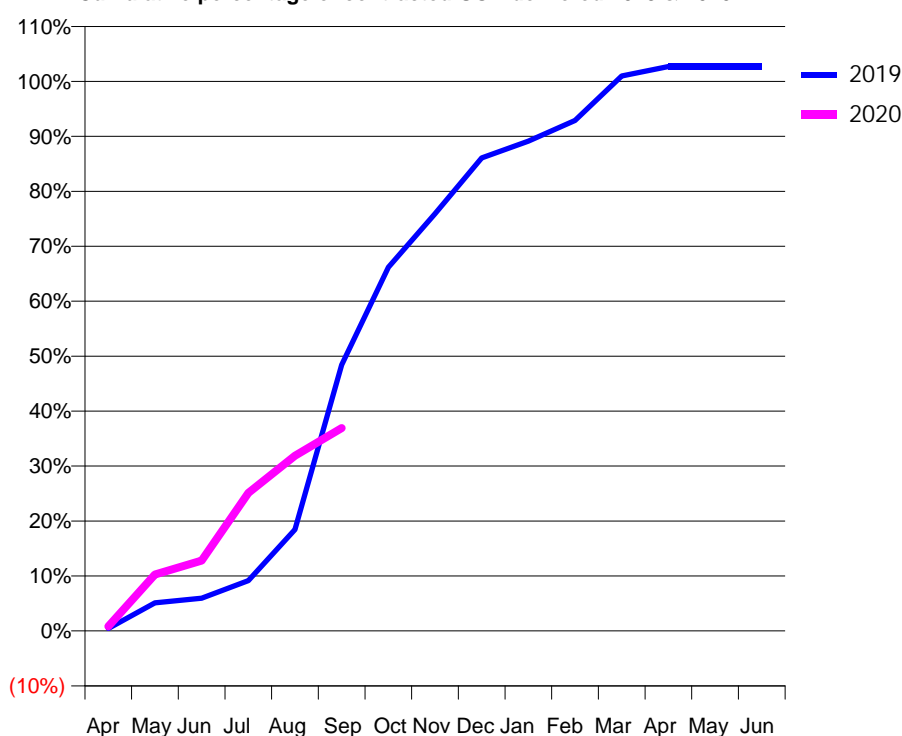
Q44 - Vital Signs Orthodontic At a Glance Contract Report for 167088/0001 - September 2019

| | | | |
|----------------------|-------------------------------|---------------------------------------------|-------------|
| Name or company name | Wallasey Orthodontic Practice | 19/20 Contracted general activity (UDA) | 0 |
| Contract type name | PDS Contract | Carry forward general activity (UDA) | 0 |
| Purpose of contract | General and Orthodontic | 19/20 Contracted orthodontic activity (UOA) | 4,995 |
| Contract start date | 01/03/2014 | Carry forward orthodontic activity (UOA) | 0 |
| Contract end date | 01/09/2020 | Baseline contract value | £335,262.93 |

| ACCESS | Contract | England and Wales |
|----------------------------------------------|----------|-------------------|
| 24 month ratio of assessments to patient IDs | 1.02 | 1.07 |

| ACTIVITY | Contract |
|-------------------------------------------------------------------------------------------|----------|
| Contract assess and fit appliances (case starts) as a percentage of Area Team case starts | 3.9 % |

Cumulative percentage of contracted UOA delivered 2019 & 2020



| Month | Adjusted Scheduled Activity (UOA) | | |
|-----------|-----------------------------------|-------|-------|
| | 2018 | 2019 | 2020 |
| April | 0 | 22 | 42 |
| May | 645 | 255 | 513 |
| June | 921 | 298 | 640 |
| July | 1,485 | 457 | 1,255 |
| August | 2,186 | 922 | 1,592 |
| September | 2,503 | 2,419 | 1,844 |
| October | 2,721 | 3,306 | |
| November | 3,234 | 3,791 | |
| December | 3,707 | 4,299 | |
| January | 4,133 | 4,451 | |
| February | 4,493 | 4,640 | |
| March | 4,817 | 5,044 | |
| April | 5,073 | 5,129 | |
| May | 5,073 | 5,129 | |
| June | 5,073 | 5,129 | |

QUANTITY METRICS (rolling 12 month period)

| | Contract Quantity | Contract Base Number | Contract * | Area Team | Region | England |
|----------------------------------------------------------------------------------|-------------------|----------------------|------------|-----------|--------|---------|
| % of all assessments that were assess and fit appliances (case starts) | 217 | 248 | 87.5% | 64.5% | 61.5% | 57.9% |
| % of all assessments that were assess and refuse | 14 | 248 | 5.6% | 8.0% | 11.3% | 12.4% |
| % of all assessments that were assess and review | 17 | 248 | 6.9% | 27.5% | 27.3% | 29.7% |
| % of case starts with a reported IOTN of 3 and Aesthetic Component of 5 or below | 0 | 217 | N/A | 0.0% | 0.1% | 0.1% |
| % of case starts with a reported IOTN of 3 and Aesthetic Component of 6 or above | 7 | 217 | 3.2% | 6.7% | 3.5% | 4.0% |
| % of case starts with a reported IOTN of 4 | 184 | 217 | 84.8% | 72.7% | 79.4% | 78.0% |
| % of case starts with a reported IOTN of 5 | 24 | 217 | 11.1% | 20.0% | 16.4% | 16.6 % |
| % of concluded courses in receipt of dual-arch fixed appliances | 266 | 275 | 96.7% | 81.1% | 76.1% | 74.0% |
| % of concluded courses where treatment was abandoned or discontinued | 8 | 275 | 2.9% | 5.2% | 8.6% | 8.5% |
| % of patients satisfied with the treatment they have received | 2 | 2 | 100.0% | 100.0% | 95.2% | 95.5% |

* Figures in italics indicate that the base number is less than 100.

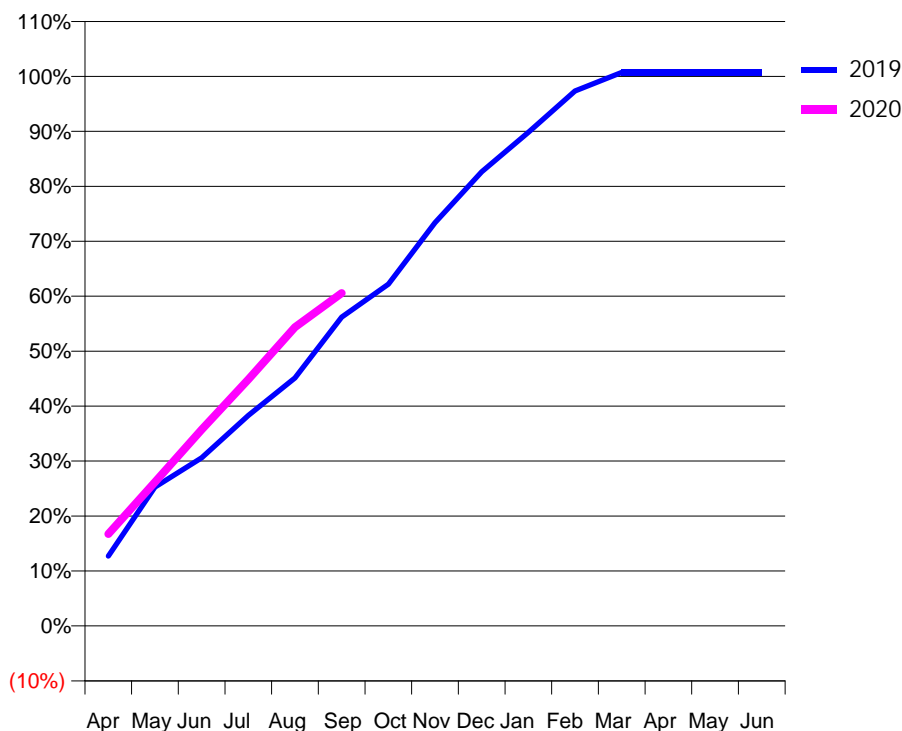
Q44 - Vital Signs Orthodontic At a Glance Contract Report for 183822/0001 - September 2019

| | | | |
|----------------------|-----------------------------|---------------------------------------------|-------------|
| Name or company name | Peter Baldwin (VHO) Limited | 19/20 Contracted general activity (UDA) | 0 |
| Contract type name | PDS Contract | Carry forward general activity (UDA) | 0 |
| Purpose of contract | General and Orthodontic | 19/20 Contracted orthodontic activity (UOA) | 8,789 |
| Contract start date | 01/05/2012 | Carry forward orthodontic activity (UOA) | 0 |
| Contract end date | 30/06/2020 | Baseline contract value | £604,936.20 |

| ACCESS | Contract | England and Wales |
|----------------------------------------------|----------|-------------------|
| 24 month ratio of assessments to patient IDs | 1.05 | 1.07 |

| ACTIVITY | Contract |
|-------------------------------------------------------------------------------------------|----------|
| Contract assess and fit appliances (case starts) as a percentage of Area Team case starts | 7.6 % |

Cumulative percentage of contracted UOA delivered 2019 & 2020



| Month | Adjusted Scheduled Activity (UOA) | | |
|-----------|-----------------------------------|-------|-------|
| | 2018 | 2019 | 2020 |
| April | 0 | 1,117 | 1,471 |
| May | 1,762 | 2,222 | 2,300 |
| June | 2,138 | 2,688 | 3,139 |
| July | 2,791 | 3,367 | 3,942 |
| August | 3,463 | 3,967 | 4,776 |
| September | 4,216 | 4,939 | 5,323 |
| October | 5,004 | 5,466 | |
| November | 6,117 | 6,448 | |
| December | 6,877 | 7,263 | |
| January | 7,592 | 7,894 | |
| February | 8,213 | 8,555 | |
| March | 8,486 | 8,853 | |
| April | 8,790 | 8,853 | |
| May | 8,790 | 8,853 | |
| June | 8,790 | 8,853 | |

QUANTITY METRICS (rolling 12 month period)

| | Contract Quantity | Contract Base Number | Contract * | Area Team | Region | England |
|----------------------------------------------------------------------------------|-------------------|----------------------|------------|-----------|--------|---------|
| % of all assessments that were assess and fit appliances (case starts) | 426 | 747 | 57.0% | 64.5% | 61.5% | 57.9% |
| % of all assessments that were assess and refuse | 132 | 747 | 17.7% | 8.0% | 11.3% | 12.4% |
| % of all assessments that were assess and review | 189 | 747 | 25.3% | 27.5% | 27.3% | 29.7% |
| % of case starts with a reported IOTN of 3 and Aesthetic Component of 5 or below | 0 | 426 | N/A | 0.0% | 0.1% | 0.1% |
| % of case starts with a reported IOTN of 3 and Aesthetic Component of 6 or above | 69 | 426 | 16.2% | 6.7% | 3.5% | 4.0% |
| % of case starts with a reported IOTN of 4 | 281 | 426 | 66.0% | 72.7% | 79.4% | 78.0% |
| % of case starts with a reported IOTN of 5 | 70 | 426 | 16.4% | 20.0% | 16.4% | 16.6 % |
| % of concluded courses in receipt of dual-arch fixed appliances | 610 | 657 | 92.8% | 81.1% | 76.1% | 74.0% |
| % of concluded courses where treatment was abandoned or discontinued | 28 | 657 | 4.3% | 5.2% | 8.6% | 8.5% |
| % of patients satisfied with the treatment they have received | 2 | 2 | 100.0% | 100.0% | 95.2% | 95.5% |

* Figures in italics indicate that the base number is less than 100.

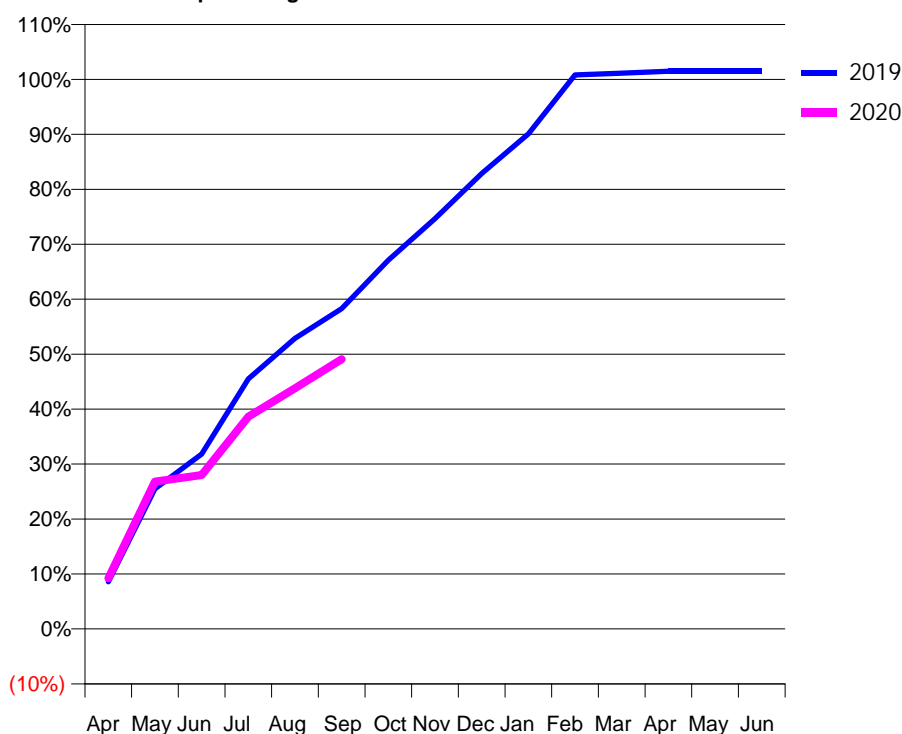
Q44 - Vital Signs Orthodontic At a Glance Contract Report for 187445/0001 - September 2019

| | | | |
|----------------------|-------------------------------|---------------------------------------------|-------------|
| Name or company name | Russell, Cumberbirch and Hain | 19/20 Contracted general activity (UDA) | 0 |
| Contract type name | PDS Contract | Carry forward general activity (UDA) | 0 |
| Purpose of contract | General and Orthodontic | 19/20 Contracted orthodontic activity (UOA) | 13,029 |
| Contract start date | 01/04/2012 | Carry forward orthodontic activity (UOA) | 0 |
| Contract end date | 01/09/2020 | Baseline contract value | £899,910.31 |

| ACCESS | Contract | England and Wales |
|----------------------------------------------|----------|-------------------|
| 24 month ratio of assessments to patient IDs | 1.04 | 1.07 |

| ACTIVITY | Contract |
|-------------------------------------------------------------------------------------------|----------|
| Contract assess and fit appliances (case starts) as a percentage of Area Team case starts | 10.2 % |

Cumulative percentage of contracted UOA delivered 2019 & 2020



| Month | Adjusted Scheduled Activity (UOA) | | |
|-----------|-----------------------------------|--------|-------|
| | 2018 | 2019 | 2020 |
| April | 672 | 1,118 | 1,200 |
| May | 2,431 | 3,321 | 3,492 |
| June | 3,951 | 4,147 | 3,648 |
| July | 5,623 | 5,930 | 5,034 |
| August | 6,498 | 6,887 | 5,705 |
| September | 7,667 | 7,593 | 6,395 |
| October | 8,809 | 8,744 | |
| November | 10,153 | 9,727 | |
| December | 11,252 | 10,796 | |
| January | 12,178 | 11,737 | |
| February | 12,964 | 13,135 | |
| March | 12,994 | 13,177 | |
| April | 13,036 | 13,220 | |
| May | 13,037 | 13,220 | |
| June | 13,037 | 13,220 | |

QUANTITY METRICS (rolling 12 month period)

| | Contract Quantity | Contract Base Number | Contract * | Area Team | Region | England |
|----------------------------------------------------------------------------------|-------------------|----------------------|------------|-----------|--------|---------|
| % of all assessments that were assess and fit appliances (case starts) | 572 | 792 | 72.2% | 64.5% | 61.5% | 57.9% |
| % of all assessments that were assess and refuse | 16 | 792 | 2.0% | 8.0% | 11.3% | 12.4% |
| % of all assessments that were assess and review | 204 | 792 | 25.8% | 27.5% | 27.3% | 29.7% |
| % of case starts with a reported IOTN of 3 and Aesthetic Component of 5 or below | 0 | 572 | N/A | 0.0% | 0.1% | 0.1% |
| % of case starts with a reported IOTN of 3 and Aesthetic Component of 6 or above | 36 | 572 | 6.3% | 6.7% | 3.5% | 4.0% |
| % of case starts with a reported IOTN of 4 | 429 | 572 | 75.0% | 72.7% | 79.4% | 78.0% |
| % of case starts with a reported IOTN of 5 | 101 | 572 | 17.7% | 20.0% | 16.4% | 16.6% |
| % of concluded courses in receipt of dual-arch fixed appliances | 447 | 584 | 76.5% | 81.1% | 76.1% | 74.0% |
| % of concluded courses where treatment was abandoned or discontinued | 55 | 584 | 9.4% | 5.2% | 8.6% | 8.5% |
| % of patients satisfied with the treatment they have received | 2 | 2 | 100.0% | 100.0% | 95.2% | 95.5% |

* Figures in italics indicate that the base number is less than 100.

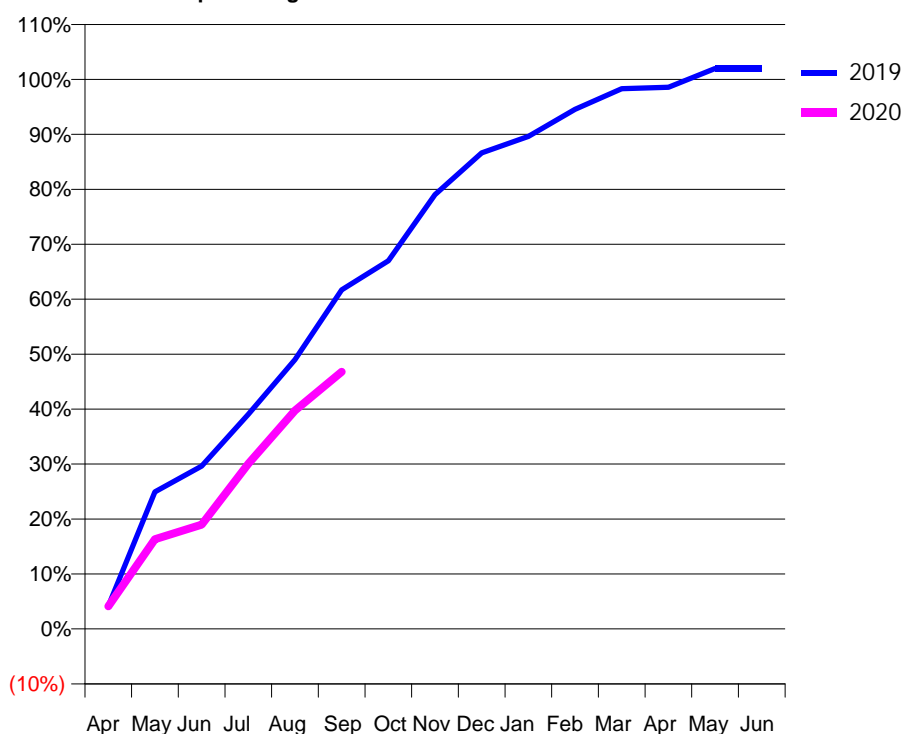
Q44 - Vital Signs Orthodontic At a Glance Contract Report for 194468/0001 - September 2019

| | | | |
|----------------------|-------------------------|---------------------------------------------|-------------|
| Name or company name | West House (AOM) LTD | 19/20 Contracted general activity (UDA) | 0 |
| Contract type name | PDS Contract | Carry forward general activity (UDA) | 0 |
| Purpose of contract | General and Orthodontic | 19/20 Contracted orthodontic activity (UOA) | 9,614 |
| Contract start date | 01/04/2011 | Carry forward orthodontic activity (UOA) | 0 |
| Contract end date | 01/09/2020 | Baseline contract value | £646,265.93 |

| ACCESS | Contract | England and Wales |
|----------------------------------------------|----------|-------------------|
| 24 month ratio of assessments to patient IDs | 1.11 | 1.07 |

| ACTIVITY | Contract |
|-------------------------------------------------------------------------------------------|----------|
| Contract assess and fit appliances (case starts) as a percentage of Area Team case starts | 6.9 % |

Cumulative percentage of contracted UOA delivered 2019 & 2020



| Month | Adjusted Scheduled Activity (UOA) | | |
|-----------|-----------------------------------|-------|-------|
| | 2018 | 2019 | 2020 |
| April | 195 | 402 | 396 |
| May | 2,567 | 2,400 | 1,568 |
| June | 3,124 | 2,850 | 1,824 |
| July | 4,051 | 3,755 | 2,893 |
| August | 5,015 | 4,712 | 3,821 |
| September | 5,924 | 5,931 | 4,498 |
| October | 6,776 | 6,440 | |
| November | 7,778 | 7,598 | |
| December | 8,852 | 8,327 | |
| January | 9,196 | 8,617 | |
| February | 9,229 | 9,089 | |
| March | 9,577 | 9,449 | |
| April | 9,585 | 9,475 | |
| May | 9,840 | 9,801 | |
| June | 9,840 | 9,801 | |

QUANTITY METRICS (rolling 12 month period)

| | Contract Quantity | Contract Base Number | Contract * | Area Team | Region | England |
|----------------------------------------------------------------------------------|-------------------|----------------------|------------|-----------|--------|---------|
| % of all assessments that were assess and fit appliances (case starts) | 390 | 662 | 58.9% | 64.5% | 61.5% | 57.9% |
| % of all assessments that were assess and refuse | 35 | 662 | 5.3% | 8.0% | 11.3% | 12.4% |
| % of all assessments that were assess and review | 237 | 662 | 35.8% | 27.5% | 27.3% | 29.7% |
| % of case starts with a reported IOTN of 3 and Aesthetic Component of 5 or below | 0 | 390 | N/A | 0.0% | 0.1% | 0.1% |
| % of case starts with a reported IOTN of 3 and Aesthetic Component of 6 or above | 48 | 390 | 12.3% | 6.7% | 3.5% | 4.0% |
| % of case starts with a reported IOTN of 4 | 253 | 390 | 64.9% | 72.7% | 79.4% | 78.0% |
| % of case starts with a reported IOTN of 5 | 89 | 390 | 22.8% | 20.0% | 16.4% | 16.6 % |
| % of concluded courses in receipt of dual-arch fixed appliances | 436 | 494 | 88.3% | 81.1% | 76.1% | 74.0% |
| % of concluded courses where treatment was abandoned or discontinued | 25 | 494 | 5.1% | 5.2% | 8.6% | 8.5% |
| % of patients satisfied with the treatment they have received | 0 | 0 | N/A | 100.0% | 95.2% | 95.5% |

* Figures in italics indicate that the base number is less than 100.

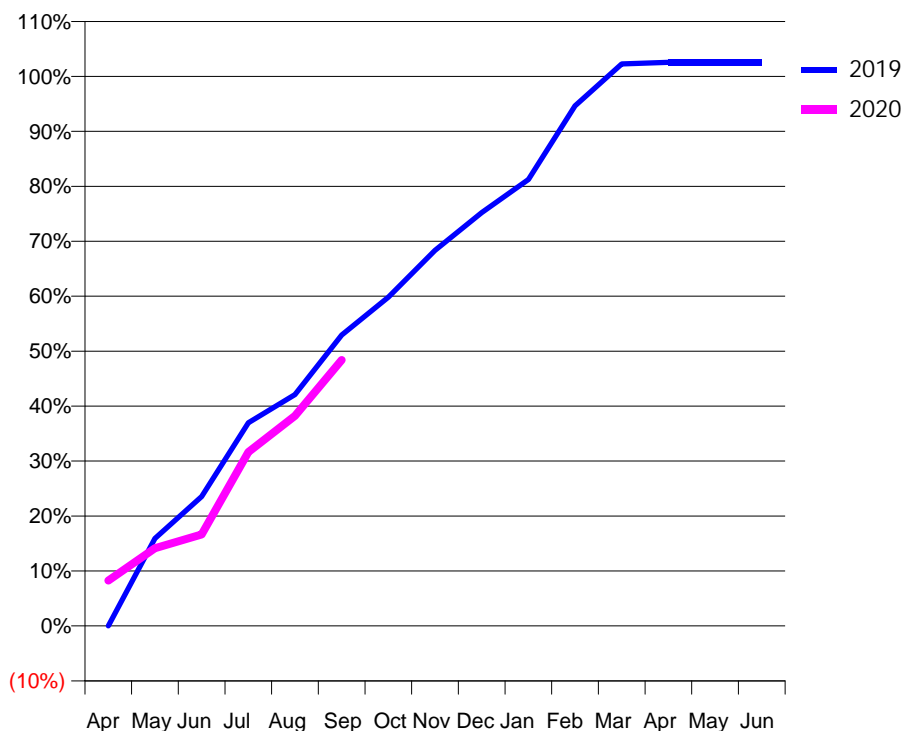
Q44 - Vital Signs Orthodontic At a Glance Contract Report for 336351/0001 - September 2019

| | | | |
|----------------------|-------------------------|---------------------------------------------|-------------|
| Name or company name | MISS MM EVANS | 19/20 Contracted general activity (UDA) | 0 |
| Contract type name | PDS Contract | Carry forward general activity (UDA) | 0 |
| Purpose of contract | General and Orthodontic | 19/20 Contracted orthodontic activity (UOA) | 2,568 |
| Contract start date | 01/04/2006 | Carry forward orthodontic activity (UOA) | 0 |
| Contract end date | 01/09/2020 | Baseline contract value | £172,359.88 |

| ACCESS | Contract | England and Wales |
|----------------------------------------------|----------|-------------------|
| 24 month ratio of assessments to patient IDs | 1.03 | 1.07 |

| ACTIVITY | Contract |
|-------------------------------------------------------------------------------------------|----------|
| Contract assess and fit appliances (case starts) as a percentage of Area Team case starts | 2.1 % |

Cumulative percentage of contracted UOA delivered 2019 & 2020



| Month | Adjusted Scheduled Activity (UOA) | | |
|-----------|-----------------------------------|-------|-------|
| | 2018 | 2019 | 2020 |
| April | 0 | 0 | 212 |
| May | 410 | 409 | 363 |
| June | 546 | 605 | 428 |
| July | 805 | 950 | 812 |
| August | 1,087 | 1,081 | 982 |
| September | 1,237 | 1,360 | 1,243 |
| October | 1,522 | 1,537 | |
| November | 1,718 | 1,755 | |
| December | 1,983 | 1,931 | |
| January | 2,155 | 2,086 | |
| February | 2,499 | 2,430 | |
| March | 2,587 | 2,626 | |
| April | 2,590 | 2,634 | |
| May | 2,590 | 2,634 | |
| June | 2,590 | 2,634 | |

QUANTITY METRICS (rolling 12 month period)

| | Contract Quantity | Contract Base Number | Contract * | Area Team | Region | England |
|----------------------------------------------------------------------------------|-------------------|----------------------|------------|-----------|--------|---------|
| % of all assessments that were assess and fit appliances (case starts) | 116 | 197 | 58.9% | 64.5% | 61.5% | 57.9% |
| % of all assessments that were assess and refuse | 28 | 197 | 14.2% | 8.0% | 11.3% | 12.4% |
| % of all assessments that were assess and review | 53 | 197 | 26.9% | 27.5% | 27.3% | 29.7% |
| % of case starts with a reported IOTN of 3 and Aesthetic Component of 5 or below | 0 | 116 | N/A | 0.0% | 0.1% | 0.1% |
| % of case starts with a reported IOTN of 3 and Aesthetic Component of 6 or above | 0 | 116 | N/A | 6.7% | 3.5% | 4.0% |
| % of case starts with a reported IOTN of 4 | 85 | 116 | 73.3% | 72.7% | 79.4% | 78.0% |
| % of case starts with a reported IOTN of 5 | 25 | 116 | 21.6% | 20.0% | 16.4% | 16.6% |
| % of concluded courses in receipt of dual-arch fixed appliances | 118 | 183 | 64.5% | 81.1% | 76.1% | 74.0% |
| % of concluded courses where treatment was abandoned or discontinued | 22 | 183 | 12.0% | 5.2% | 8.6% | 8.5% |
| % of patients satisfied with the treatment they have received | 1 | 1 | 100.0% | 100.0% | 95.2% | 95.5% |

* Figures in italics indicate that the base number is less than 100.

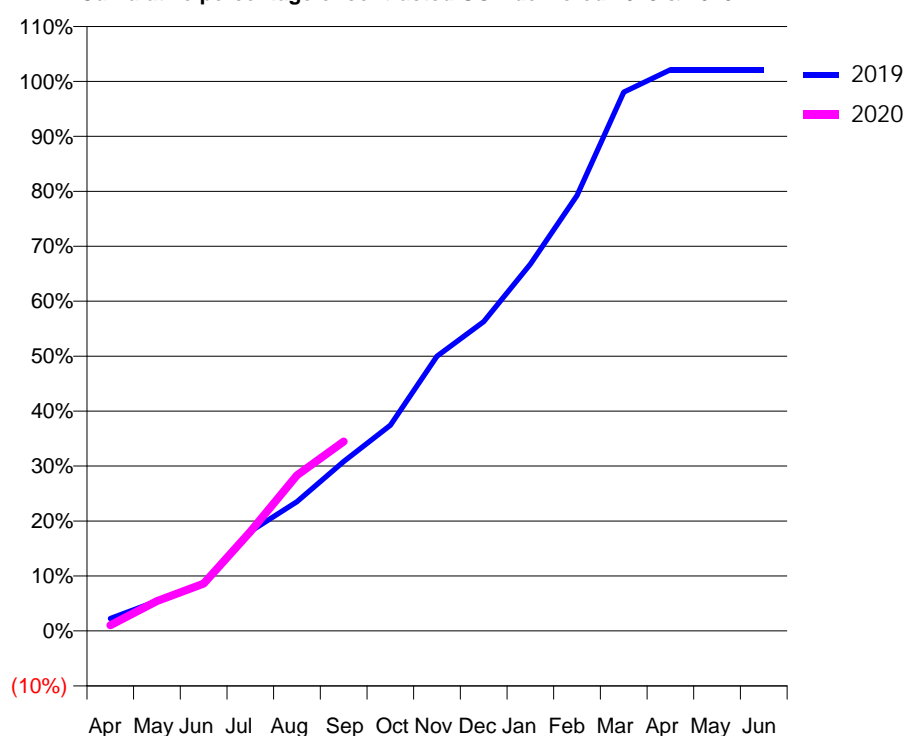
Q44 - Vital Signs Orthodontic At a Glance Contract Report for 675857/0001 - September 2019

| | | | |
|----------------------|-------------------------|---------------------------------------------|-------------|
| Name or company name | MR JW DWYER | 19/20 Contracted general activity (UDA) | 0 |
| Contract type name | PDS Contract | Carry forward general activity (UDA) | 0 |
| Purpose of contract | General and Orthodontic | 19/20 Contracted orthodontic activity (UOA) | 2,048 |
| Contract start date | 01/04/2010 | Carry forward orthodontic activity (UOA) | 0 |
| Contract end date | 01/09/2020 | Baseline contract value | £137,428.61 |

| ACCESS | Contract | England and Wales |
|----------------------------------------------|----------|-------------------|
| 24 month ratio of assessments to patient IDs | 1.03 | 1.07 |

| ACTIVITY | Contract |
|-------------------------------------------------------------------------------------------|----------|
| Contract assess and fit appliances (case starts) as a percentage of Area Team case starts | 1.8 % |

Cumulative percentage of contracted UOA delivered 2019 & 2020



| Month | Adjusted Scheduled Activity (UOA) | | |
|-----------|-----------------------------------|-------|------|
| | 2018 | 2019 | 2020 |
| April | 0 | 47 | 21 |
| May | 173 | 112 | 111 |
| June | 195 | 177 | 176 |
| July | 450 | 371 | 370 |
| August | 621 | 482 | 580 |
| September | 690 | 632 | 706 |
| October | 725 | 767 | |
| November | 1,064 | 1,024 | |
| December | 1,298 | 1,153 | |
| January | 1,467 | 1,368 | |
| February | 1,578 | 1,623 | |
| March | 1,749 | 2,008 | |
| April | 2,107 | 2,092 | |
| May | 2,107 | 2,092 | |
| June | 2,107 | 2,092 | |

QUANTITY METRICS (rolling 12 month period)

| | Contract Quantity | Contract Base Number | Contract * | Area Team | Region | England |
|----------------------------------------------------------------------------------|-------------------|----------------------|------------|-----------|--------|---------|
| % of all assessments that were assess and fit appliances (case starts) | 102 | 144 | 70.8% | 64.5% | 61.5% | 57.9% |
| % of all assessments that were assess and refuse | 12 | 144 | 8.3% | 8.0% | 11.3% | 12.4% |
| % of all assessments that were assess and review | 30 | 144 | 20.8% | 27.5% | 27.3% | 29.7% |
| % of case starts with a reported IOTN of 3 and Aesthetic Component of 5 or below | 0 | 102 | N/A | 0.0% | 0.1% | 0.1% |
| % of case starts with a reported IOTN of 3 and Aesthetic Component of 6 or above | 4 | 102 | 3.9% | 6.7% | 3.5% | 4.0% |
| % of case starts with a reported IOTN of 4 | 72 | 102 | 70.6% | 72.7% | 79.4% | 78.0% |
| % of case starts with a reported IOTN of 5 | 26 | 102 | 25.5% | 20.0% | 16.4% | 16.6 % |
| % of concluded courses in receipt of dual-arch fixed appliances | 74 | 76 | 97.4% | 81.1% | 76.1% | 74.0% |
| % of concluded courses where treatment was abandoned or discontinued | 1 | 76 | 1.3% | 5.2% | 8.6% | 8.5% |
| % of patients satisfied with the treatment they have received | 0 | 0 | N/A | 100.0% | 95.2% | 95.5% |

* Figures in italics indicate that the base number is less than 100.

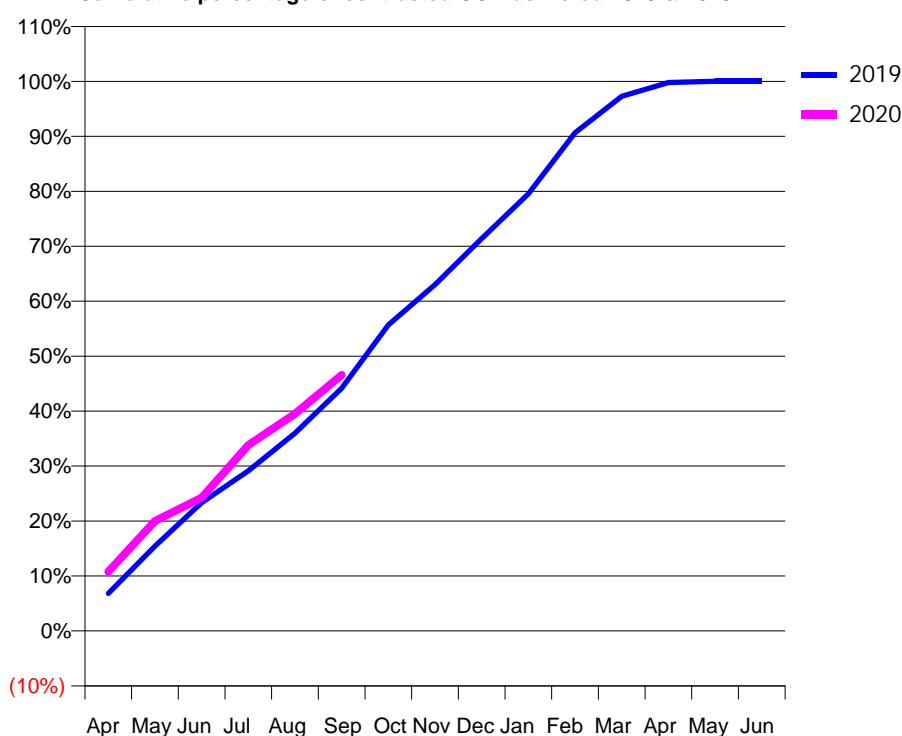
Q44 - Vital Signs Orthodontic At a Glance Contract Report for 678015/0001 - September 2019

| | | | |
|----------------------|------------------------------------------|---------------------------------------------|-------------|
| Name or company name | Cedar House Orthodontic Practice Limited | 19/20 Contracted general activity (UDA) | 0 |
| Contract type name | PDS Contract | Carry forward general activity (UDA) | 0 |
| Purpose of contract | General and Orthodontic | 19/20 Contracted orthodontic activity (UOA) | 10,036 |
| Contract start date | 13/06/2014 | Carry forward orthodontic activity (UOA) | 0 |
| Contract end date | 01/09/2020 | Baseline contract value | £700,267.35 |

| ACCESS | Contract | England and Wales |
|----------------------------------------------|----------|-------------------|
| 24 month ratio of assessments to patient IDs | 1.03 | 1.07 |

| ACTIVITY | Contract |
|-------------------------------------------------------------------------------------------|----------|
| Contract assess and fit appliances (case starts) as a percentage of Area Team case starts | 8.5 % |

Cumulative percentage of contracted UOA delivered 2019 & 2020



| Month | Adjusted Scheduled Activity (UOA) | | |
|-----------|-----------------------------------|--------|-------|
| | 2018 | 2019 | 2020 |
| April | 1,331 | 686 | 1,082 |
| May | 2,298 | 1,548 | 2,006 |
| June | 3,068 | 2,344 | 2,435 |
| July | 3,923 | 2,923 | 3,397 |
| August | 4,466 | 3,611 | 3,964 |
| September | 5,579 | 4,432 | 4,674 |
| October | 6,701 | 5,591 | |
| November | 7,352 | 6,323 | |
| December | 7,933 | 7,164 | |
| January | 8,559 | 7,981 | |
| February | 9,354 | 9,098 | |
| March | 9,845 | 9,763 | |
| April | 10,225 | 10,015 | |
| May | 10,226 | 10,038 | |
| June | 10,226 | 10,037 | |

QUANTITY METRICS (rolling 12 month period)

| | Contract Quantity | Contract Base Number | Contract * | Area Team | Region | England |
|----------------------------------------------------------------------------------|-------------------|----------------------|------------|-----------|--------|---------|
| % of all assessments that were assess and fit appliances (case starts) | 478 | 741 | 64.5% | 64.5% | 61.5% | 57.9% |
| % of all assessments that were assess and refuse | 85 | 741 | 11.5% | 8.0% | 11.3% | 12.4% |
| % of all assessments that were assess and review | 178 | 741 | 24.0% | 27.5% | 27.3% | 29.7% |
| % of case starts with a reported IOTN of 3 and Aesthetic Component of 5 or below | 0 | 478 | N/A | 0.0% | 0.1% | 0.1% |
| % of case starts with a reported IOTN of 3 and Aesthetic Component of 6 or above | 30 | 478 | 6.3% | 6.7% | 3.5% | 4.0% |
| % of case starts with a reported IOTN of 4 | 331 | 478 | 69.2% | 72.7% | 79.4% | 78.0% |
| % of case starts with a reported IOTN of 5 | 115 | 478 | 24.1% | 20.0% | 16.4% | 16.6 % |
| % of concluded courses in receipt of dual-arch fixed appliances | 416 | 455 | 91.4% | 81.1% | 76.1% | 74.0% |
| % of concluded courses where treatment was abandoned or discontinued | 22 | 455 | 4.8% | 5.2% | 8.6% | 8.5% |
| % of patients satisfied with the treatment they have received | 1 | 1 | 100.0% | 100.0% | 95.2% | 95.5% |

* Figures in italics indicate that the base number is less than 100.

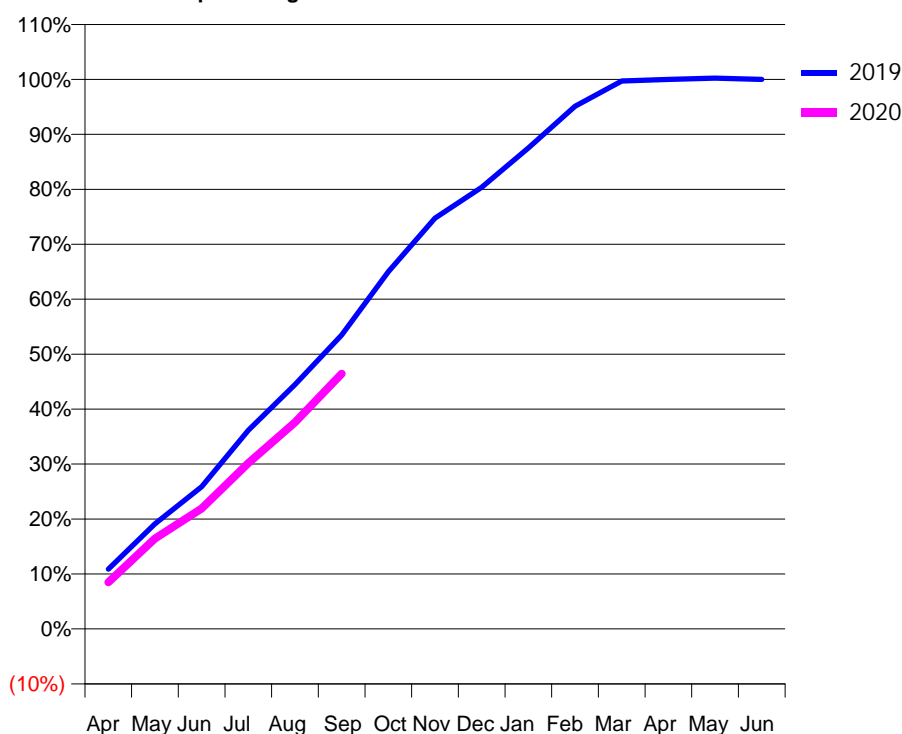
Q44 - Vital Signs Orthodontic At a Glance Contract Report for 678015/0002 - September 2019

| | | | |
|----------------------|------------------------------------------|---------------------------------------------|-------------|
| Name or company name | Cedar House Orthodontic Practice Limited | 19/20 Contracted general activity (UDA) | 0 |
| Contract type name | PDS Contract | Carry forward general activity (UDA) | 0 |
| Purpose of contract | General and Orthodontic | 19/20 Contracted orthodontic activity (UOA) | 10,000 |
| Contract start date | 13/06/2014 | Carry forward orthodontic activity (UOA) | 0 |
| Contract end date | 01/09/2020 | Baseline contract value | £602,103.48 |

| ACCESS | Contract | England and Wales |
|----------------------------------------------|----------|-------------------|
| 24 month ratio of assessments to patient IDs | 1.03 | 1.07 |

| ACTIVITY | Contract |
|-------------------------------------------------------------------------------------------|----------|
| Contract assess and fit appliances (case starts) as a percentage of Area Team case starts | 7.7 % |

Cumulative percentage of contracted UOA delivered 2019 & 2020



| Month | Adjusted Scheduled Activity (UOA) | | |
|-----------|-----------------------------------|--------|-------|
| | 2018 | 2019 | 2020 |
| April | 675 | 1,089 | 848 |
| May | 1,590 | 1,912 | 1,645 |
| June | 2,263 | 2,587 | 2,193 |
| July | 3,130 | 3,618 | 3,020 |
| August | 4,093 | 4,448 | 3,758 |
| September | 4,954 | 5,350 | 4,644 |
| October | 5,696 | 6,503 | |
| November | 6,259 | 7,475 | |
| December | 7,053 | 8,037 | |
| January | 7,858 | 8,751 | |
| February | 8,887 | 9,508 | |
| March | 9,789 | 9,969 | |
| April | 10,189 | 10,000 | |
| May | 10,190 | 10,023 | |
| June | 10,190 | 10,000 | |

QUANTITY METRICS (rolling 12 month period)

| | Contract Quantity | Contract Base Number | Contract * | Area Team | Region | England |
|----------------------------------------------------------------------------------|-------------------|----------------------|------------|-----------|--------|---------|
| % of all assessments that were assess and fit appliances (case starts) | 432 | 730 | 59.2% | 64.5% | 61.5% | 57.9% |
| % of all assessments that were assess and refuse | 102 | 730 | 14.0% | 8.0% | 11.3% | 12.4% |
| % of all assessments that were assess and review | 196 | 730 | 26.8% | 27.5% | 27.3% | 29.7% |
| % of case starts with a reported IOTN of 3 and Aesthetic Component of 5 or below | 0 | 432 | N/A | 0.0% | 0.1% | 0.1% |
| % of case starts with a reported IOTN of 3 and Aesthetic Component of 6 or above | 31 | 432 | 7.2% | 6.7% | 3.5% | 4.0% |
| % of case starts with a reported IOTN of 4 | 307 | 432 | 71.1% | 72.7% | 79.4% | 78.0% |
| % of case starts with a reported IOTN of 5 | 94 | 432 | 21.8% | 20.0% | 16.4% | 16.6% |
| % of concluded courses in receipt of dual-arch fixed appliances | 411 | 443 | 92.8% | 81.1% | 76.1% | 74.0% |
| % of concluded courses where treatment was abandoned or discontinued | 15 | 443 | 3.4% | 5.2% | 8.6% | 8.5% |
| % of patients satisfied with the treatment they have received | 1 | 1 | 100.0% | 100.0% | 95.2% | 95.5% |

* Figures in italics indicate that the base number is less than 100.

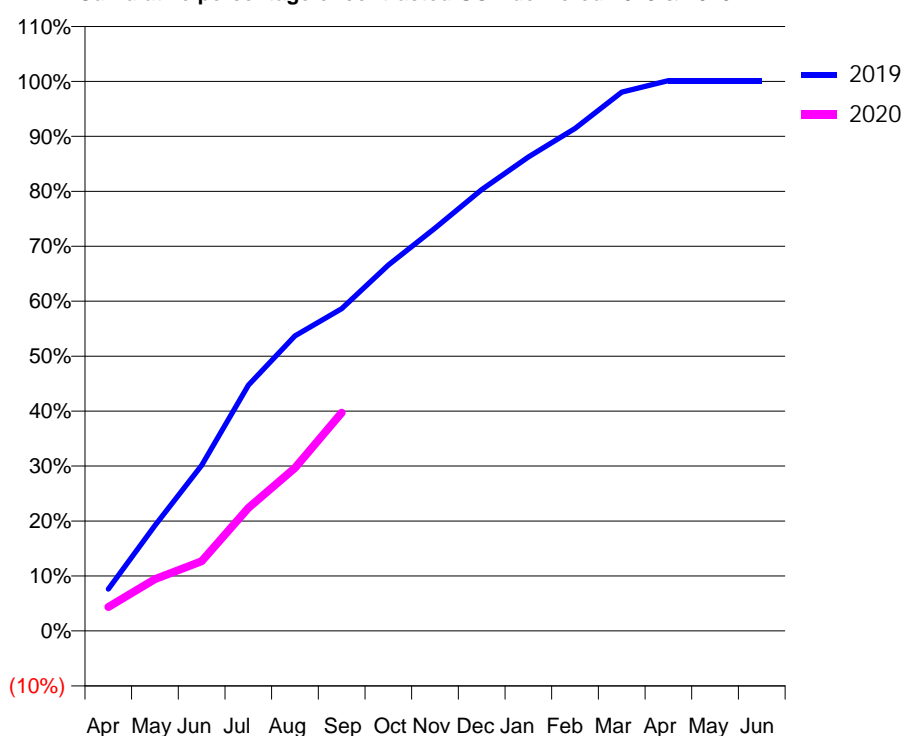
Q44 - Vital Signs Orthodontic At a Glance Contract Report for 736422/0001 - September 2019

| | | | |
|----------------------|-------------------------|---------------------------------------------|---------------|
| Name or company name | MR CI LOWE | 19/20 Contracted general activity (UDA) | 0 |
| Contract type name | PDS Contract | Carry forward general activity (UDA) | 0 |
| Purpose of contract | General and Orthodontic | 19/20 Contracted orthodontic activity (UOA) | 16,355 |
| Contract start date | 01/04/2006 | Carry forward orthodontic activity (UOA) | 0 |
| Contract end date | 31/03/2020 | Baseline contract value | £1,159,375.57 |

| ACCESS | Contract | England and Wales |
|----------------------------------------------|----------|-------------------|
| 24 month ratio of assessments to patient IDs | 1.02 | 1.07 |

| ACTIVITY | Contract |
|-------------------------------------------------------------------------------------------|----------|
| Contract assess and fit appliances (case starts) as a percentage of Area Team case starts | 11.1 % |

Cumulative percentage of contracted UOA delivered 2019 & 2020



| Month | Adjusted Scheduled Activity (UOA) | | |
|-----------|-----------------------------------|--------|-------|
| | 2018 | 2019 | 2020 |
| April | 1,155 | 1,246 | 712 |
| May | 3,060 | 3,138 | 1,541 |
| June | 4,548 | 4,926 | 2,073 |
| July | 6,532 | 7,313 | 3,662 |
| August | 8,034 | 8,783 | 4,852 |
| September | 9,232 | 9,591 | 6,495 |
| October | 11,743 | 10,887 | |
| November | 13,218 | 11,985 | |
| December | 14,365 | 13,134 | |
| January | 14,982 | 14,109 | |
| February | 15,766 | 14,951 | |
| March | 16,317 | 16,037 | |
| April | 16,402 | 16,377 | |
| May | 16,402 | 16,377 | |
| June | 16,402 | 16,377 | |

QUANTITY METRICS (rolling 12 month period)

| | Contract Quantity | Contract Base Number | Contract * | Area Team | Region | England |
|----------------------------------------------------------------------------------|-------------------|----------------------|------------|-----------|--------|---------|
| % of all assessments that were assess and fit appliances (case starts) | 626 | 827 | 75.7% | 64.5% | 61.5% | 57.9% |
| % of all assessments that were assess and refuse | 28 | 827 | 3.4% | 8.0% | 11.3% | 12.4% |
| % of all assessments that were assess and review | 173 | 827 | 20.9% | 27.5% | 27.3% | 29.7% |
| % of case starts with a reported IOTN of 3 and Aesthetic Component of 5 or below | 1 | 626 | 0.2% | 0.0% | 0.1% | 0.1% |
| % of case starts with a reported IOTN of 3 and Aesthetic Component of 6 or above | 41 | 626 | 6.5% | 6.7% | 3.5% | 4.0% |
| % of case starts with a reported IOTN of 4 | 435 | 626 | 69.5% | 72.7% | 79.4% | 78.0% |
| % of case starts with a reported IOTN of 5 | 146 | 626 | 23.3% | 20.0% | 16.4% | 16.6 % |
| % of concluded courses in receipt of dual-arch fixed appliances | 888 | 999 | 88.9% | 81.1% | 76.1% | 74.0% |
| % of concluded courses where treatment was abandoned or discontinued | 82 | 999 | 8.2% | 5.2% | 8.6% | 8.5% |
| % of patients satisfied with the treatment they have received | 1 | 1 | 100.0% | 100.0% | 95.2% | 95.5% |

* Figures in italics indicate that the base number is less than 100.

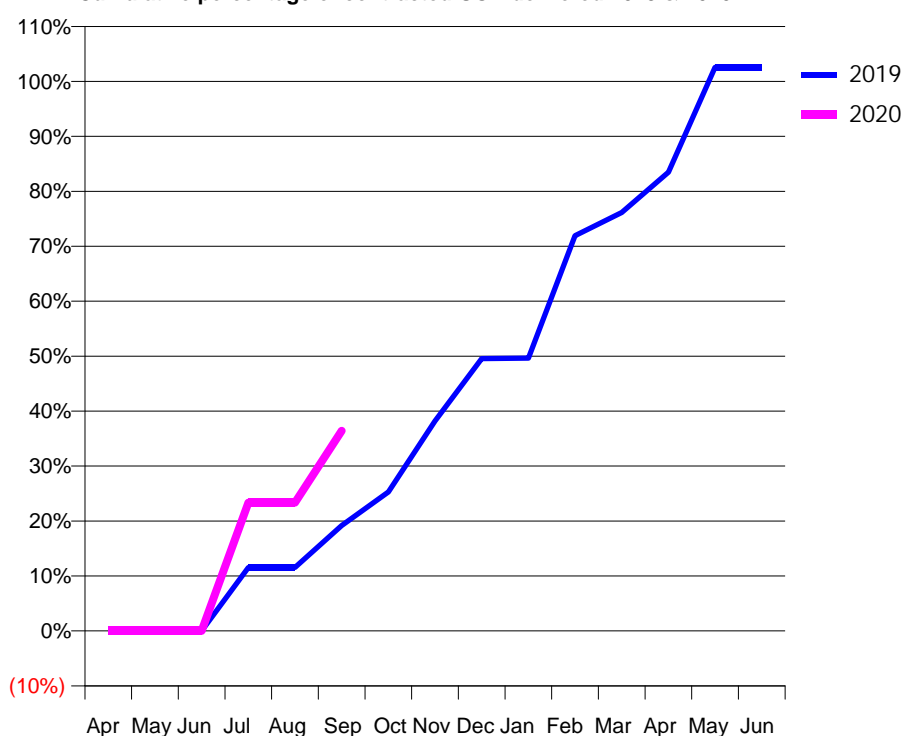
Q44 - Vital Signs Orthodontic At a Glance Contract Report for 745596/0001 - September 2019

| | | | |
|----------------------|-------------------------|---------------------------------------------|-------------|
| Name or company name | MR JP MEISNER | 19/20 Contracted general activity (UDA) | 0 |
| Contract type name | PDS Contract | Carry forward general activity (UDA) | 0 |
| Purpose of contract | General and Orthodontic | 19/20 Contracted orthodontic activity (UOA) | 3,131 |
| Contract start date | 01/04/2006 | Carry forward orthodontic activity (UOA) | 0 |
| Contract end date | 01/09/2020 | Baseline contract value | £210,144.91 |

| ACCESS | Contract | England and Wales |
|----------------------------------------------|----------|-------------------|
| 24 month ratio of assessments to patient IDs | 1.08 | 1.07 |

| ACTIVITY | Contract |
|-------------------------------------------------------------------------------------------|----------|
| Contract assess and fit appliances (case starts) as a percentage of Area Team case starts | 3.2 % |

Cumulative percentage of contracted UOA delivered 2019 & 2020



| Month | Adjusted Scheduled Activity (UOA) | | |
|-----------|-----------------------------------|-------|-------|
| | 2018 | 2019 | 2020 |
| April | 0 | 0 | 0 |
| May | 0 | 0 | 0 |
| June | 424 | 0 | 0 |
| July | 1,103 | 362 | 731 |
| August | 1,103 | 362 | 731 |
| September | 1,336 | 601 | 1,140 |
| October | 1,657 | 792 | |
| November | 1,657 | 1,196 | |
| December | 1,657 | 1,551 | |
| January | 1,657 | 1,554 | |
| February | 1,984 | 2,252 | |
| March | 2,430 | 2,384 | |
| April | 3,190 | 2,613 | |
| May | 3,211 | 3,211 | |
| June | 3,211 | 3,211 | |

QUANTITY METRICS (rolling 12 month period)

| | Contract Quantity | Contract Base Number | Contract * | Area Team | Region | England |
|----------------------------------------------------------------------------------|-------------------|----------------------|------------|-----------|--------|---------|
| % of all assessments that were assess and fit appliances (case starts) | 178 | 253 | 70.4% | 64.5% | 61.5% | 57.9% |
| % of all assessments that were assess and refuse | 23 | 253 | 9.1% | 8.0% | 11.3% | 12.4% |
| % of all assessments that were assess and review | 52 | 253 | 20.6% | 27.5% | 27.3% | 29.7% |
| % of case starts with a reported IOTN of 3 and Aesthetic Component of 5 or below | 0 | 178 | N/A | 0.0% | 0.1% | 0.1% |
| % of case starts with a reported IOTN of 3 and Aesthetic Component of 6 or above | 3 | 178 | 1.7% | 6.7% | 3.5% | 4.0% |
| % of case starts with a reported IOTN of 4 | 133 | 178 | 74.7% | 72.7% | 79.4% | 78.0% |
| % of case starts with a reported IOTN of 5 | 41 | 178 | 23.0% | 20.0% | 16.4% | 16.6 % |
| % of concluded courses in receipt of dual-arch fixed appliances | 181 | 218 | 83.0% | 81.1% | 76.1% | 74.0% |
| % of concluded courses where treatment was abandoned or discontinued | 10 | 218 | 4.6% | 5.2% | 8.6% | 8.5% |
| % of patients satisfied with the treatment they have received | 0 | 0 | N/A | 100.0% | 95.2% | 95.5% |

* Figures in italics indicate that the base number is less than 100.

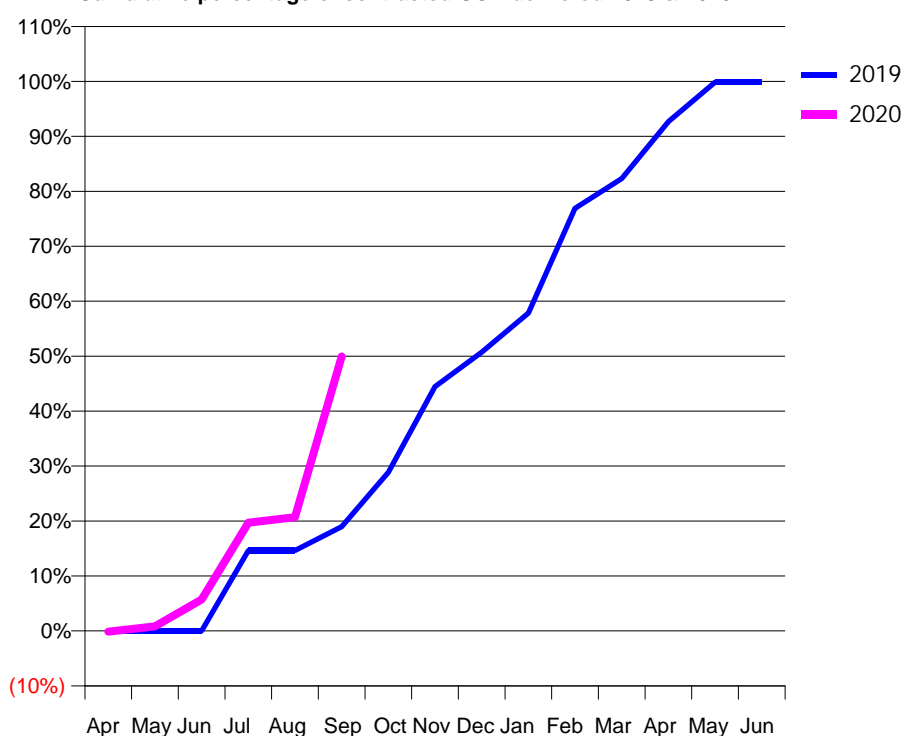
Q44 - Vital Signs Orthodontic At a Glance Contract Report for 745596/0002 - September 2019

| | | | |
|----------------------|-------------------------|---------------------------------------------|-------------|
| Name or company name | MR JP MEISNER | 19/20 Contracted general activity (UDA) | 0 |
| Contract type name | PDS Contract | Carry forward general activity (UDA) | 0 |
| Purpose of contract | General and Orthodontic | 19/20 Contracted orthodontic activity (UOA) | 2,479 |
| Contract start date | 01/04/2006 | Carry forward orthodontic activity (UOA) | 4 |
| Contract end date | 01/09/2020 | Baseline contract value | £155,707.84 |

| ACCESS | Contract | England and Wales |
|----------------------------------------------|----------|-------------------|
| 24 month ratio of assessments to patient IDs | 1.04 | 1.07 |

| ACTIVITY | Contract |
|-------------------------------------------------------------------------------------------|----------|
| Contract assess and fit appliances (case starts) as a percentage of Area Team case starts | 2.7 % |

Cumulative percentage of contracted UOA delivered 2019 & 2020



| Month | Adjusted Scheduled Activity (UOA) | | |
|-----------|-----------------------------------|-------|-------|
| | 2018 | 2019 | 2020 |
| April | 0 | 0 | -4 |
| May | 0 | 0 | 21 |
| June | 402 | 0 | 142 |
| July | 614 | 363 | 489 |
| August | 826 | 363 | 513 |
| September | 1,038 | 471 | 1,238 |
| October | 1,211 | 716 | |
| November | 1,404 | 1,102 | |
| December | 1,620 | 1,257 | |
| January | 1,815 | 1,434 | |
| February | 2,050 | 1,906 | |
| March | 2,353 | 2,041 | |
| April | 2,360 | 2,298 | |
| May | 2,472 | 2,475 | |
| June | 2,472 | 2,475 | |

QUANTITY METRICS (rolling 12 month period)

| | Contract Quantity | Contract Base Number | Contract * | Area Team | Region | England |
|----------------------------------------------------------------------------------|-------------------|----------------------|------------|-----------|--------|---------|
| % of all assessments that were assess and fit appliances (case starts) | 150 | 267 | 56.2% | 64.5% | 61.5% | 57.9% |
| % of all assessments that were assess and refuse | 53 | 267 | 19.9% | 8.0% | 11.3% | 12.4% |
| % of all assessments that were assess and review | 64 | 267 | 24.0% | 27.5% | 27.3% | 29.7% |
| % of case starts with a reported IOTN of 3 and Aesthetic Component of 5 or below | 0 | 150 | N/A | 0.0% | 0.1% | 0.1% |
| % of case starts with a reported IOTN of 3 and Aesthetic Component of 6 or above | 6 | 150 | 4.0% | 6.7% | 3.5% | 4.0% |
| % of case starts with a reported IOTN of 4 | 104 | 150 | 69.3% | 72.7% | 79.4% | 78.0% |
| % of case starts with a reported IOTN of 5 | 40 | 150 | 26.7% | 20.0% | 16.4% | 16.6 % |
| % of concluded courses in receipt of dual-arch fixed appliances | 99 | 110 | 90.0% | 81.1% | 76.1% | 74.0% |
| % of concluded courses where treatment was abandoned or discontinued | 3 | 110 | 2.7% | 5.2% | 8.6% | 8.5% |
| % of patients satisfied with the treatment they have received | 0 | 0 | N/A | 100.0% | 95.2% | 95.5% |

* Figures in italics indicate that the base number is less than 100.

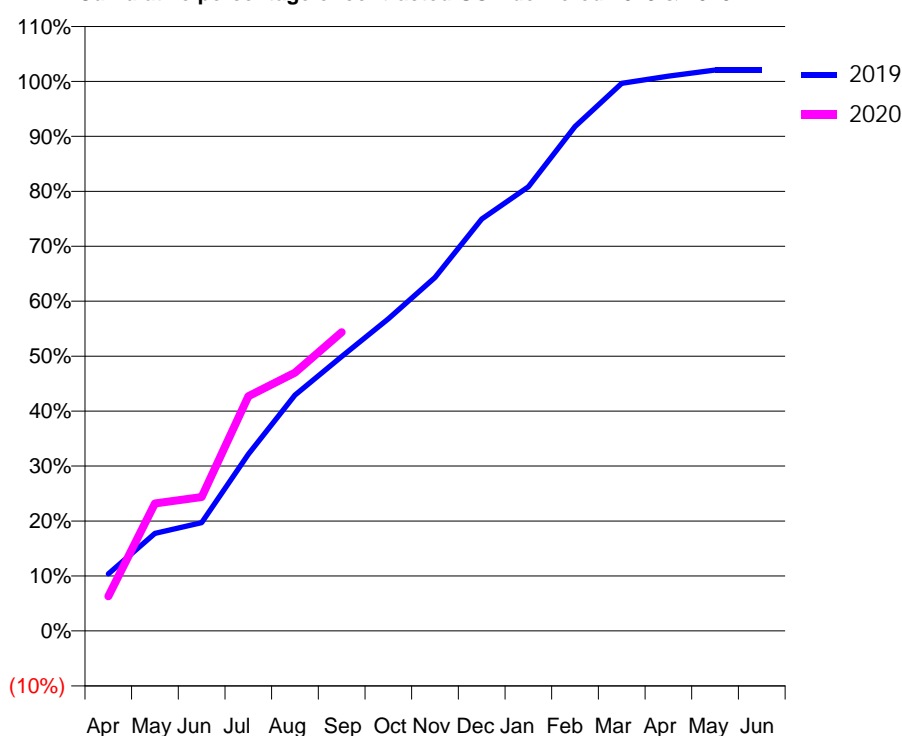
Q44 - Vital Signs Orthodontic At a Glance Contract Report for 751928/0001 - September 2019

| | | | |
|----------------------|-------------------------|---------------------------------------------|-------------|
| Name or company name | MISS JR GLEDHILL | 19/20 Contracted general activity (UDA) | 0 |
| Contract type name | PDS Contract | Carry forward general activity (UDA) | 0 |
| Purpose of contract | General and Orthodontic | 19/20 Contracted orthodontic activity (UOA) | 11,958 |
| Contract start date | 01/04/2006 | Carry forward orthodontic activity (UOA) | 0 |
| Contract end date | 31/03/2020 | Baseline contract value | £821,288.88 |

| ACCESS | Contract | England and Wales |
|----------------------------------------------|----------|-------------------|
| 24 month ratio of assessments to patient IDs | 1.09 | 1.07 |

| ACTIVITY | Contract |
|-------------------------------------------------------------------------------------------|----------|
| Contract assess and fit appliances (case starts) as a percentage of Area Team case starts | 10.3 % |

Cumulative percentage of contracted UOA delivered 2019 & 2020



| Month | Adjusted Scheduled Activity (UOA) | | |
|-----------|-----------------------------------|--------|-------|
| | 2018 | 2019 | 2020 |
| April | 54 | 1,241 | 756 |
| May | 682 | 2,123 | 2,772 |
| June | 1,461 | 2,357 | 2,912 |
| July | 2,408 | 3,846 | 5,109 |
| August | 3,802 | 5,131 | 5,620 |
| September | 4,939 | 5,970 | 6,500 |
| October | 5,988 | 6,791 | |
| November | 7,620 | 7,692 | |
| December | 8,857 | 8,961 | |
| January | 9,478 | 9,666 | |
| February | 11,037 | 10,975 | |
| March | 11,762 | 11,913 | |
| April | 12,174 | 12,070 | |
| May | 12,179 | 12,204 | |
| June | 12,179 | 12,204 | |

QUANTITY METRICS (rolling 12 month period)

| | Contract Quantity | Contract Base Number | Contract * | Area Team | Region | England |
|----------------------------------------------------------------------------------|-------------------|----------------------|------------|-----------|--------|---------|
| % of all assessments that were assess and fit appliances (case starts) | 583 | 1,186 | 49.2% | 64.5% | 61.5% | 57.9% |
| % of all assessments that were assess and refuse | 8 | 1,186 | 0.7% | 8.0% | 11.3% | 12.4% |
| % of all assessments that were assess and review | 595 | 1,186 | 50.2% | 27.5% | 27.3% | 29.7% |
| % of case starts with a reported IOTN of 3 and Aesthetic Component of 5 or below | 0 | 583 | N/A | 0.0% | 0.1% | 0.1% |
| % of case starts with a reported IOTN of 3 and Aesthetic Component of 6 or above | 46 | 583 | 7.9% | 6.7% | 3.5% | 4.0% |
| % of case starts with a reported IOTN of 4 | 461 | 583 | 79.1% | 72.7% | 79.4% | 78.0% |
| % of case starts with a reported IOTN of 5 | 76 | 583 | 13.0% | 20.0% | 16.4% | 16.6% |
| % of concluded courses in receipt of dual-arch fixed appliances | 3 | 570 | 0.5% | 81.1% | 76.1% | 74.0% |
| % of concluded courses where treatment was abandoned or discontinued | 8 | 570 | 1.4% | 5.2% | 8.6% | 8.5% |
| % of patients satisfied with the treatment they have received | 1 | 1 | 100.0% | 100.0% | 95.2% | 95.5% |

* Figures in italics indicate that the base number is less than 100.

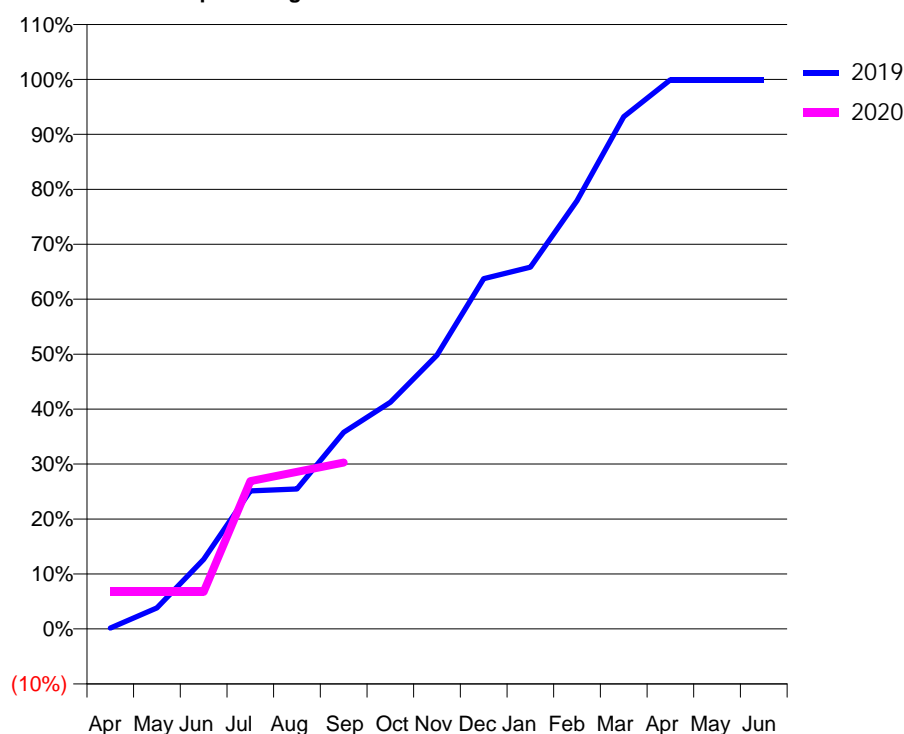
Q45 - Vital Signs Orthodontic At a Glance Contract Report for 101338/0082 - September 2019

| | | | |
|----------------------|--------------------------------|---------------------------------------------|-------------|
| Name or company name | Whitecross Dental Care Limited | 19/20 Contracted general activity (UDA) | 18,500 |
| Contract type name | GDS Contract | Carry forward general activity (UDA) | 0 |
| Purpose of contract | General and Orthodontic | 19/20 Contracted orthodontic activity (UOA) | 1,249 |
| Contract start date | 01/04/2009 | Carry forward orthodontic activity (UOA) | 0 |
| Contract end date | | Baseline contract value | £616,280.13 |

| ACCESS | Contract | England and Wales |
|----------------------------------------------|----------|-------------------|
| 24 month ratio of assessments to patient IDs | 1.07 | 1.07 |

| ACTIVITY | Contract |
|-------------------------------------------------------------------------------------------|----------|
| Contract assess and fit appliances (case starts) as a percentage of Area Team case starts | 1.4 % |

Cumulative percentage of contracted UOA delivered 2019 & 2020



| Month | Adjusted Scheduled Activity (UOA) | | |
|-----------|-----------------------------------|-------|------|
| | 2018 | 2019 | 2020 |
| April | 43 | 2 | 84 |
| May | 109 | 48 | 84 |
| June | 153 | 158 | 84 |
| July | 244 | 314 | 336 |
| August | 245 | 318 | 357 |
| September | 312 | 447 | 378 |
| October | 588 | 515 | |
| November | 593 | 622 | |
| December | 764 | 796 | |
| January | 913 | 822 | |
| February | 1,020 | 973 | |
| March | 1,150 | 1,164 | |
| April | 1,238 | 1,248 | |
| May | 1,238 | 1,248 | |
| June | 1,239 | 1,248 | |

QUANTITY METRICS (rolling 12 month period)

| | Contract Quantity | Contract Base Number | Contract * | Area Team | Region | England |
|----------------------------------------------------------------------------------|-------------------|----------------------|------------|-----------|--------|---------|
| % of all assessments that were assess and fit appliances (case starts) | 55 | 79 | 69.6% | 48.9% | 61.5% | 57.9% |
| % of all assessments that were assess and refuse | 14 | 79 | 17.7% | 14.2% | 11.3% | 12.4% |
| % of all assessments that were assess and review | 10 | 79 | 12.7% | 37.0% | 27.3% | 29.7% |
| % of case starts with a reported IOTN of 3 and Aesthetic Component of 5 or below | 0 | 55 | <i>N/A</i> | 0.1% | 0.1% | 0.1% |
| % of case starts with a reported IOTN of 3 and Aesthetic Component of 6 or above | 1 | 55 | 1.8% | 4.0% | 3.5% | 4.0% |
| % of case starts with a reported IOTN of 4 | 45 | 55 | 81.8% | 78.6% | 79.4% | 78.0% |
| % of case starts with a reported IOTN of 5 | 9 | 55 | 16.4% | 17.0% | 16.4% | 16.6% |
| % of concluded courses in receipt of dual-arch fixed appliances | 56 | 60 | 93.3% | 79.7% | 76.1% | 74.0% |
| % of concluded courses where treatment was abandoned or discontinued | 1 | 60 | 1.7% | 10.6% | 8.6% | 8.5% |
| % of patients satisfied with the treatment they have received | 0 | 0 | <i>N/A</i> | 87.5% | 95.2% | 95.5% |

* Figures in italics indicate that the base number is less than 100.

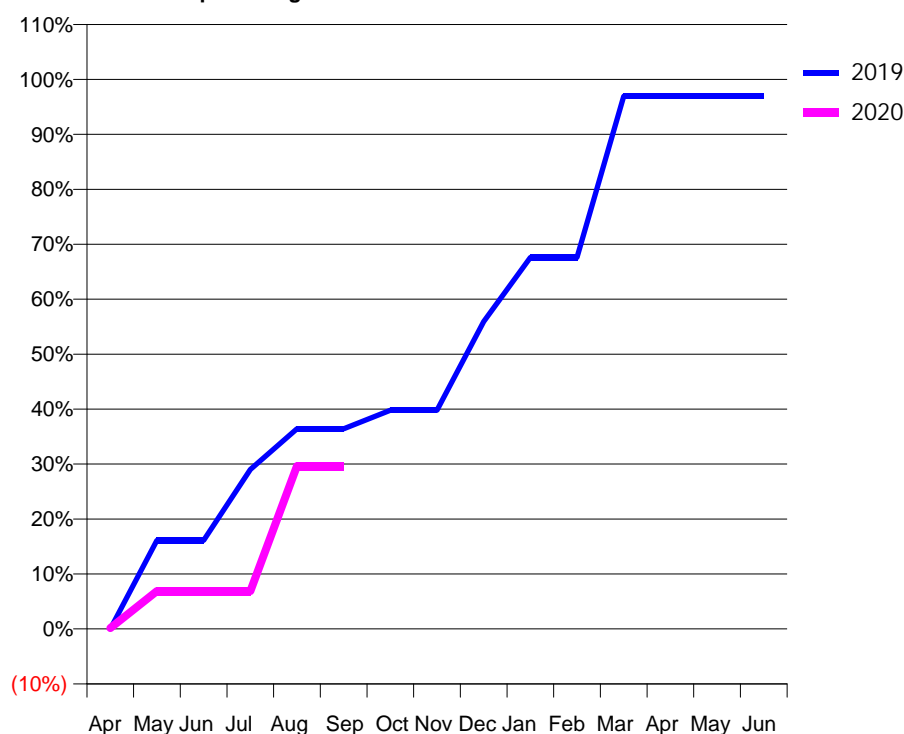
Q45 - Vital Signs Orthodontic At a Glance Contract Report for 127868/0001 - September 2019

| | | | |
|----------------------|-----------------------------------------------------|---------------------------------------------|-------------|
| Name or company name | Lambert Coutts & Associates Dental Practice Partner | 19/20 Contracted general activity (UDA) | 20,731 |
| Contract type name | GDS Contract | Carry forward general activity (UDA) | 0 |
| Purpose of contract | General and Orthodontic | 19/20 Contracted orthodontic activity (UOA) | 651 |
| Contract start date | 09/10/2011 | Carry forward orthodontic activity (UOA) | 20 |
| Contract end date | | Baseline contract value | £643,424.99 |

| ACCESS | Contract | England and Wales |
|----------------------------------------------|----------|-------------------|
| 24 month ratio of assessments to patient IDs | 1.05 | 1.07 |

| ACTIVITY | Contract |
|-------------------------------------------------------------------------------------------|----------|
| Contract assess and fit appliances (case starts) as a percentage of Area Team case starts | 0.7 % |

Cumulative percentage of contracted UOA delivered 2019 & 2020



| Month | Adjusted Scheduled Activity (UOA) | | |
|-----------|-----------------------------------|------|------|
| | 2018 | 2019 | 2020 |
| April | 0 | 0 | 1 |
| May | 0 | 105 | 45 |
| June | 24 | 105 | 45 |
| July | 90 | 189 | 45 |
| August | 90 | 237 | 193 |
| September | 90 | 237 | 193 |
| October | 242 | 259 | |
| November | 308 | 259 | |
| December | 308 | 364 | |
| January | 434 | 440 | |
| February | 477 | 440 | |
| March | 522 | 631 | |
| April | 648 | 631 | |
| May | 648 | 631 | |
| June | 648 | 631 | |

QUANTITY METRICS (rolling 12 month period)

| | Contract Quantity | Contract Base Number | Contract * | Area Team | Region | England |
|----------------------------------------------------------------------------------|-------------------|----------------------|------------|-----------|--------|---------|
| % of all assessments that were assess and fit appliances (case starts) | 29 | 52 | 55.8% | 48.9% | 61.5% | 57.9% |
| % of all assessments that were assess and refuse | 16 | 52 | 30.8% | 14.2% | 11.3% | 12.4% |
| % of all assessments that were assess and review | 7 | 52 | 13.5% | 37.0% | 27.3% | 29.7% |
| % of case starts with a reported IOTN of 3 and Aesthetic Component of 5 or below | 0 | 29 | <i>N/A</i> | 0.1% | 0.1% | 0.1% |
| % of case starts with a reported IOTN of 3 and Aesthetic Component of 6 or above | 1 | 29 | 3.4% | 4.0% | 3.5% | 4.0% |
| % of case starts with a reported IOTN of 4 | 23 | 29 | 79.3% | 78.6% | 79.4% | 78.0% |
| % of case starts with a reported IOTN of 5 | 4 | 29 | 13.8% | 17.0% | 16.4% | 16.6% |
| % of concluded courses in receipt of dual-arch fixed appliances | 14 | 15 | 93.3% | 79.7% | 76.1% | 74.0% |
| % of concluded courses where treatment was abandoned or discontinued | 1 | 15 | 6.7% | 10.6% | 8.6% | 8.5% |
| % of patients satisfied with the treatment they have received | 0 | 0 | <i>N/A</i> | 87.5% | 95.2% | 95.5% |

* Figures in italics indicate that the base number is less than 100.

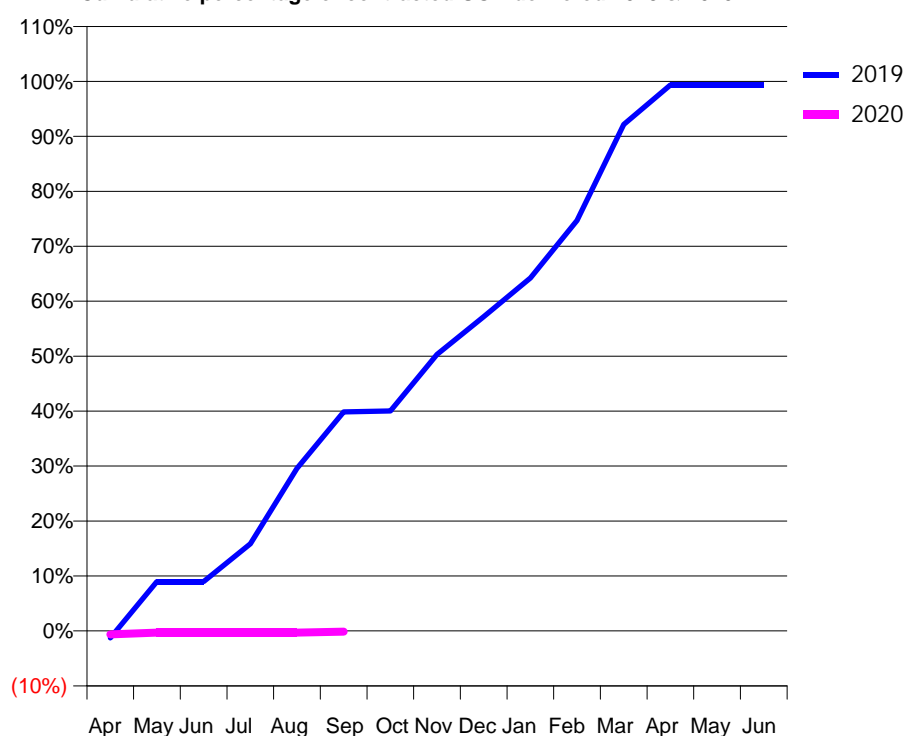
Q45 - Vital Signs Orthodontic At a Glance Contract Report for 131091/0003 - September 2019

| | | | |
|----------------------|---------------------------|---------------------------------------------|-------------|
| Name or company name | Roseberry Dental Practice | 19/20 Contracted general activity (UDA) | 14,584 |
| Contract type name | GDS Contract | Carry forward general activity (UDA) | 526 |
| Purpose of contract | General and Orthodontic | 19/20 Contracted orthodontic activity (UOA) | 612 |
| Contract start date | 03/05/2015 | Carry forward orthodontic activity (UOA) | 4 |
| Contract end date | | Baseline contract value | £508,371.42 |

| ACCESS | Contract | England and Wales |
|----------------------------------------------|----------|-------------------|
| 24 month ratio of assessments to patient IDs | 1.00 | 1.07 |

| ACTIVITY | Contract |
|-------------------------------------------------------------------------------------------|----------|
| Contract assess and fit appliances (case starts) as a percentage of Area Team case starts | 0.5 % |

Cumulative percentage of contracted UOA delivered 2019 & 2020



| Month | Adjusted Scheduled Activity (UOA) | | |
|-----------|-----------------------------------|------|------|
| | 2018 | 2019 | 2020 |
| April | 0 | -8 | -4 |
| May | 107 | 55 | -2 |
| June | 172 | 55 | -2 |
| July | 237 | 97 | -2 |
| August | 343 | 181 | -2 |
| September | 366 | 244 | -1 |
| October | 492 | 245 | |
| November | 513 | 308 | |
| December | 537 | 350 | |
| January | 537 | 393 | |
| February | 600 | 457 | |
| March | 602 | 564 | |
| April | 603 | 608 | |
| May | 603 | 608 | |
| June | 603 | 608 | |

QUANTITY METRICS (rolling 12 month period)

| | Contract Quantity | Contract Base Number | Contract * | Area Team | Region | England |
|----------------------------------------------------------------------------------|-------------------|----------------------|------------|-----------|--------|---------|
| % of all assessments that were assess and fit appliances (case starts) | 18 | 28 | 64.3% | 48.9% | 61.5% | 57.9% |
| % of all assessments that were assess and refuse | 4 | 28 | 14.3% | 14.2% | 11.3% | 12.4% |
| % of all assessments that were assess and review | 6 | 28 | 21.4% | 37.0% | 27.3% | 29.7% |
| % of case starts with a reported IOTN of 3 and Aesthetic Component of 5 or below | 0 | 18 | N/A | 0.1% | 0.1% | 0.1% |
| % of case starts with a reported IOTN of 3 and Aesthetic Component of 6 or above | 0 | 18 | N/A | 4.0% | 3.5% | 4.0% |
| % of case starts with a reported IOTN of 4 | 12 | 18 | 66.7% | 78.6% | 79.4% | 78.0% |
| % of case starts with a reported IOTN of 5 | 6 | 18 | 33.3% | 17.0% | 16.4% | 16.6% |
| % of concluded courses in receipt of dual-arch fixed appliances | 0 | 18 | N/A | 79.7% | 76.1% | 74.0% |
| % of concluded courses where treatment was abandoned or discontinued | 1 | 18 | 5.6% | 10.6% | 8.6% | 8.5% |
| % of patients satisfied with the treatment they have received | 0 | 0 | N/A | 87.5% | 95.2% | 95.5% |

* Figures in italics indicate that the base number is less than 100.

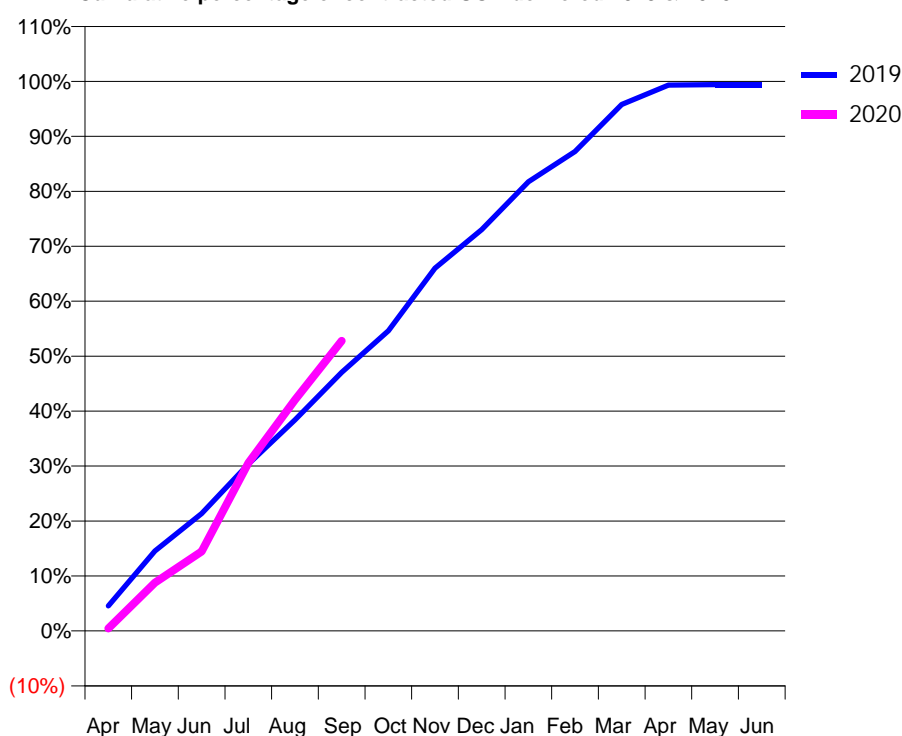
Q45 - Vital Signs Orthodontic At a Glance Contract Report for 148555/0001 - September 2019

| | | | |
|----------------------|---------------------------|---------------------------------------------|---------------|
| Name or company name | Falchion Orthodontics Ltd | 19/20 Contracted general activity (UDA) | 0 |
| Contract type name | PDS Contract | Carry forward general activity (UDA) | 0 |
| Purpose of contract | Orthodontic | 19/20 Contracted orthodontic activity (UOA) | 19,442 |
| Contract start date | 01/04/2009 | Carry forward orthodontic activity (UOA) | 113 |
| Contract end date | 31/03/2020 | Baseline contract value | £1,340,940.06 |

| ACCESS | Contract | England and Wales |
|----------------------------------------------|----------|-------------------|
| 24 month ratio of assessments to patient IDs | 1.17 | 1.07 |

| ACTIVITY | Contract |
|-------------------------------------------------------------------------------------------|----------|
| Contract assess and fit appliances (case starts) as a percentage of Area Team case starts | 23.7 % |

Cumulative percentage of contracted UOA delivered 2019 & 2020



| Month | Adjusted Scheduled Activity (UOA) | | |
|-----------|-----------------------------------|--------|--------|
| | 2018 | 2019 | 2020 |
| April | 338 | 886 | 86 |
| May | 1,760 | 2,828 | 1,712 |
| June | 3,323 | 4,153 | 2,812 |
| July | 5,374 | 5,905 | 5,940 |
| August | 7,293 | 7,467 | 8,175 |
| September | 8,973 | 9,147 | 10,264 |
| October | 11,000 | 10,619 | |
| November | 12,650 | 12,829 | |
| December | 14,170 | 14,197 | |
| January | 15,774 | 15,887 | |
| February | 17,456 | 16,959 | |
| March | 18,754 | 18,623 | |
| April | 19,324 | 19,309 | |
| May | 19,324 | 19,328 | |
| June | 19,324 | 19,328 | |

QUANTITY METRICS (rolling 12 month period)

| | Contract Quantity | Contract Base Number | Contract * | Area Team | Region | England |
|----------------------------------------------------------------------------------|-------------------|----------------------|------------|-----------|--------|---------|
| % of all assessments that were assess and fit appliances (case starts) | 942 | 2,062 | 45.7% | 48.9% | 61.5% | 57.9% |
| % of all assessments that were assess and refuse | 248 | 2,062 | 12.0% | 14.2% | 11.3% | 12.4% |
| % of all assessments that were assess and review | 872 | 2,062 | 42.3% | 37.0% | 27.3% | 29.7% |
| % of case starts with a reported IOTN of 3 and Aesthetic Component of 5 or below | 1 | 942 | 0.1% | 0.1% | 0.1% | 0.1% |
| % of case starts with a reported IOTN of 3 and Aesthetic Component of 6 or above | 20 | 942 | 2.1% | 4.0% | 3.5% | 4.0% |
| % of case starts with a reported IOTN of 4 | 773 | 942 | 82.1% | 78.6% | 79.4% | 78.0% |
| % of case starts with a reported IOTN of 5 | 147 | 942 | 15.6% | 17.0% | 16.4% | 16.6% |
| % of concluded courses in receipt of dual-arch fixed appliances | 846 | 943 | 89.7% | 79.7% | 76.1% | 74.0% |
| % of concluded courses where treatment was abandoned or discontinued | 78 | 943 | 8.3% | 10.6% | 8.6% | 8.5% |
| % of patients satisfied with the treatment they have received | 3 | 3 | 100.0% | 87.5% | 95.2% | 95.5% |

* Figures in italics indicate that the base number is less than 100.

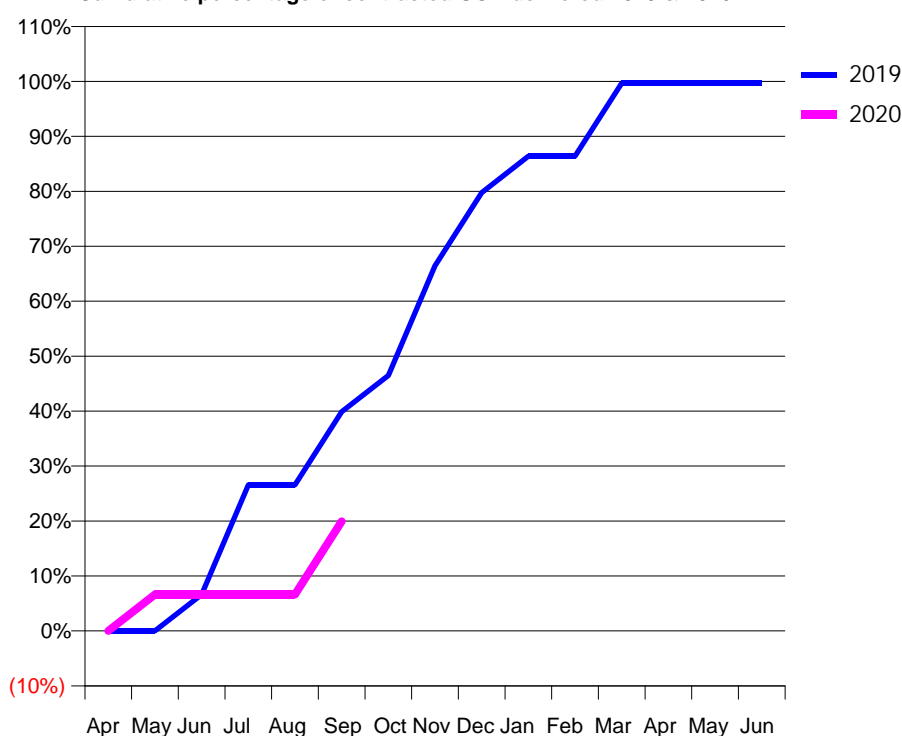
Q45 - Vital Signs Orthodontic At a Glance Contract Report for 210129/0001 - September 2019

| | | | |
|----------------------|-----------------------------|---------------------------------------------|---------------|
| Name or company name | Mr B Johnson and Ms F Beaty | 19/20 Contracted general activity (UDA) | 32,845 |
| Contract type name | GDS Contract | Carry forward general activity (UDA) | 0 |
| Purpose of contract | General and Orthodontic | 19/20 Contracted orthodontic activity (UOA) | 316 |
| Contract start date | 01/04/2006 | Carry forward orthodontic activity (UOA) | 0 |
| Contract end date | | Baseline contract value | £1,086,332.95 |

| ACCESS | Contract | England and Wales |
|----------------------------------------------|----------|-------------------|
| 24 month ratio of assessments to patient IDs | 1.00 | 1.07 |

| ACTIVITY | Contract |
|-------------------------------------------------------------------------------------------|----------|
| Contract assess and fit appliances (case starts) as a percentage of Area Team case starts | 0.3 % |

Cumulative percentage of contracted UOA delivered 2019 & 2020



| Month | Adjusted Scheduled Activity (UOA) | | |
|-----------|-----------------------------------|------|------|
| | 2018 | 2019 | 2020 |
| April | 0 | 0 | 0 |
| May | 63 | 0 | 21 |
| June | 63 | 21 | 21 |
| July | 84 | 84 | 21 |
| August | 84 | 84 | 21 |
| September | 84 | 126 | 63 |
| October | 84 | 147 | |
| November | 84 | 210 | |
| December | 88 | 252 | |
| January | 130 | 273 | |
| February | 151 | 273 | |
| March | 235 | 315 | |
| April | 235 | 315 | |
| May | 235 | 315 | |
| June | 235 | 315 | |

QUANTITY METRICS (rolling 12 month period)

| | Contract Quantity | Contract Base Number | Contract * | Area Team | Region | England |
|----------------------------------------------------------------------------------|-------------------|----------------------|------------|-----------|--------|---------|
| % of all assessments that were assess and fit appliances (case starts) | 12 | 12 | 100.0% | 48.9% | 61.5% | 57.9% |
| % of all assessments that were assess and refuse | 0 | 12 | 0.0% | 14.2% | 11.3% | 12.4% |
| % of all assessments that were assess and review | 0 | 12 | 0.0% | 37.0% | 27.3% | 29.7% |
| % of case starts with a reported IOTN of 3 and Aesthetic Component of 5 or below | 0 | 12 | N/A | 0.1% | 0.1% | 0.1% |
| % of case starts with a reported IOTN of 3 and Aesthetic Component of 6 or above | 6 | 12 | 50.0% | 4.0% | 3.5% | 4.0% |
| % of case starts with a reported IOTN of 4 | 6 | 12 | 50.0% | 78.6% | 79.4% | 78.0% |
| % of case starts with a reported IOTN of 5 | 0 | 12 | N/A | 17.0% | 16.4% | 16.6% |
| % of concluded courses in receipt of dual-arch fixed appliances | 7 | 13 | 53.8% | 79.7% | 76.1% | 74.0% |
| % of concluded courses where treatment was abandoned or discontinued | 1 | 13 | 7.7% | 10.6% | 8.6% | 8.5% |
| % of patients satisfied with the treatment they have received | 0 | 0 | N/A | 87.5% | 95.2% | 95.5% |

* Figures in italics indicate that the base number is less than 100.

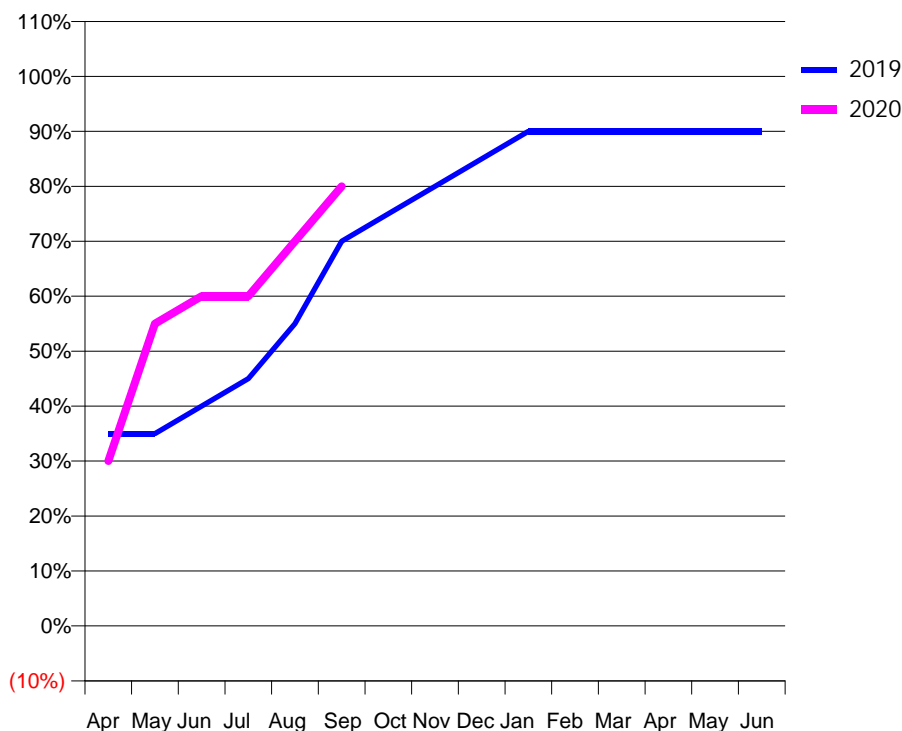
Q45 - Vital Signs Orthodontic At a Glance Contract Report for 224340/0001 - September 2019

| | | | |
|----------------------|-------------------------|---------------------------------------------|-------------|
| Name or company name | MR T PUTTICK | 19/20 Contracted general activity (UDA) | 7,034 |
| Contract type name | GDS Contract | Carry forward general activity (UDA) | 0 |
| Purpose of contract | General and Orthodontic | 19/20 Contracted orthodontic activity (UOA) | 420 |
| Contract start date | 01/04/2006 | Carry forward orthodontic activity (UOA) | 0 |
| Contract end date | | Baseline contract value | £247,047.21 |

| ACCESS | Contract | England and Wales |
|----------------------------------------------|----------|-------------------|
| 24 month ratio of assessments to patient IDs | 1.00 | 1.07 |

| ACTIVITY | Contract |
|-------------------------------------------------------------------------------------------|----------|
| Contract assess and fit appliances (case starts) as a percentage of Area Team case starts | 0.5 % |

Cumulative percentage of contracted UOA delivered 2019 & 2020



| Month | Adjusted Scheduled Activity (UOA) | | |
|-----------|-----------------------------------|------|------|
| | 2018 | 2019 | 2020 |
| April | 42 | 147 | 126 |
| May | 231 | 147 | 231 |
| June | 273 | 168 | 252 |
| July | 294 | 189 | 252 |
| August | 357 | 231 | 294 |
| September | 357 | 294 | 336 |
| October | 357 | 315 | |
| November | 357 | 336 | |
| December | 357 | 357 | |
| January | 357 | 378 | |
| February | 357 | 378 | |
| March | 357 | 378 | |
| April | 357 | 378 | |
| May | 357 | 378 | |
| June | 357 | 378 | |

QUANTITY METRICS (rolling 12 month period)

| | Contract Quantity | Contract Base Number | Contract * | Area Team | Region | England |
|----------------------------------------------------------------------------------|-------------------|----------------------|------------|-----------|--------|---------|
| % of all assessments that were assess and fit appliances (case starts) | 20 | 20 | 100.0% | 48.9% | 61.5% | 57.9% |
| % of all assessments that were assess and refuse | 0 | 20 | 0.0% | 14.2% | 11.3% | 12.4% |
| % of all assessments that were assess and review | 0 | 20 | 0.0% | 37.0% | 27.3% | 29.7% |
| % of case starts with a reported IOTN of 3 and Aesthetic Component of 5 or below | 0 | 20 | N/A | 0.1% | 0.1% | 0.1% |
| % of case starts with a reported IOTN of 3 and Aesthetic Component of 6 or above | 0 | 20 | N/A | 4.0% | 3.5% | 4.0% |
| % of case starts with a reported IOTN of 4 | 16 | 20 | 80.0% | 78.6% | 79.4% | 78.0% |
| % of case starts with a reported IOTN of 5 | 4 | 20 | 20.0% | 17.0% | 16.4% | 16.6 % |
| % of concluded courses in receipt of dual-arch fixed appliances | 19 | 22 | 86.4% | 79.7% | 76.1% | 74.0% |
| % of concluded courses where treatment was abandoned or discontinued | 1 | 22 | 4.5% | 10.6% | 8.6% | 8.5% |
| % of patients satisfied with the treatment they have received | 0 | 0 | N/A | 87.5% | 95.2% | 95.5% |

* Figures in italics indicate that the base number is less than 100.

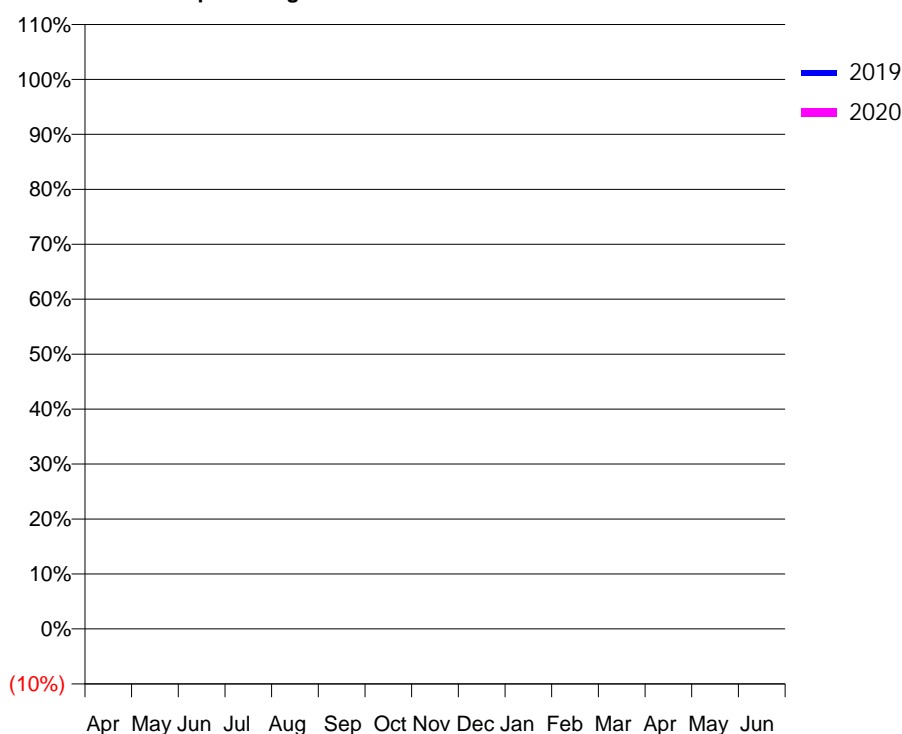
Q45 - Vital Signs Orthodontic At a Glance Contract Report for 326445/0001 - September 2019

| | | | |
|----------------------|---------------|---------------------------------------------|-------------|
| Name or company name | MRS M PUTTICK | 19/20 Contracted general activity (UDA) | 4,030 |
| Contract type name | GDS Contract | Carry forward general activity (UDA) | 0 |
| Purpose of contract | General | 19/20 Contracted orthodontic activity (UOA) | 0 |
| Contract start date | 01/04/2006 | Carry forward orthodontic activity (UOA) | 0 |
| Contract end date | | Baseline contract value | £125,903.32 |

| ACCESS | Contract | England and Wales |
|----------------------------------------------|----------|-------------------|
| 24 month ratio of assessments to patient IDs | 1.00 | 1.07 |

| ACTIVITY | Contract |
|-------------------------------------------------------------------------------------------|----------|
| Contract assess and fit appliances (case starts) as a percentage of Area Team case starts | 0.0 % |

Cumulative percentage of contracted UOA delivered 2019 & 2020



| Month | Adjusted Scheduled Activity (UOA) | | |
|-----------|-----------------------------------|------|------|
| | 2018 | 2019 | 2020 |
| April | 0 | 21 | 0 |
| May | 21 | 21 | 0 |
| June | 63 | 42 | 0 |
| July | 63 | 42 | 0 |
| August | 63 | 42 | 21 |
| September | 63 | 42 | 21 |
| October | 63 | 42 | |
| November | 63 | 42 | |
| December | 63 | 42 | |
| January | 63 | 42 | |
| February | 63 | 42 | |
| March | 63 | 42 | |
| April | 63 | 42 | |
| May | 63 | 42 | |
| June | 63 | 42 | |

QUANTITY METRICS (rolling 12 month period)

| | Contract Quantity | Contract Base Number | Contract * | Area Team | Region | England |
|----------------------------------------------------------------------------------|-------------------|----------------------|------------|-----------|--------|---------|
| % of all assessments that were assess and fit appliances (case starts) | 1 | 1 | 100.0% | 48.9% | 61.5% | 57.9% |
| % of all assessments that were assess and refuse | 0 | 1 | 0.0% | 14.2% | 11.3% | 12.4% |
| % of all assessments that were assess and review | 0 | 1 | 0.0% | 37.0% | 27.3% | 29.7% |
| % of case starts with a reported IOTN of 3 and Aesthetic Component of 5 or below | 0 | 1 | N/A | 0.1% | 0.1% | 0.1% |
| % of case starts with a reported IOTN of 3 and Aesthetic Component of 6 or above | 0 | 1 | N/A | 4.0% | 3.5% | 4.0% |
| % of case starts with a reported IOTN of 4 | 0 | 1 | N/A | 78.6% | 79.4% | 78.0% |
| % of case starts with a reported IOTN of 5 | 1 | 1 | 100.0% | 17.0% | 16.4% | 16.6 % |
| % of concluded courses in receipt of dual-arch fixed appliances | 3 | 3 | 100.0% | 79.7% | 76.1% | 74.0% |
| % of concluded courses where treatment was abandoned or discontinued | 0 | 3 | 0.0% | 10.6% | 8.6% | 8.5% |
| % of patients satisfied with the treatment they have received | 0 | 0 | N/A | 87.5% | 95.2% | 95.5% |

* Figures in italics indicate that the base number is less than 100.

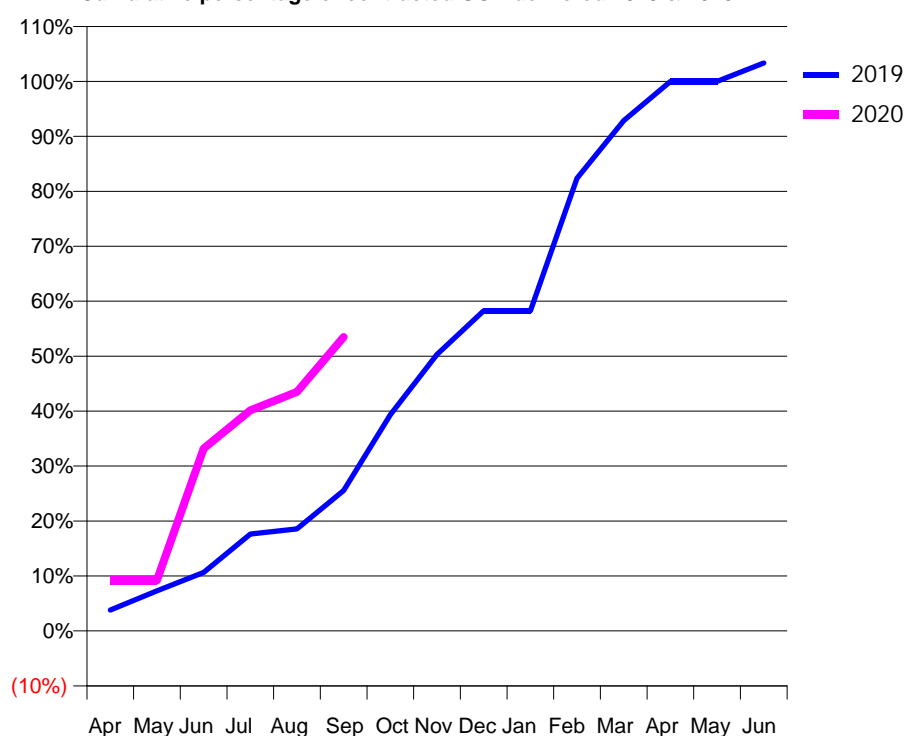
Q45 - Vital Signs Orthodontic At a Glance Contract Report for 328146/0001 - September 2019

| | | | |
|----------------------|-------------------------|---------------------------------------------|-------------|
| Name or company name | MR ND SMITH | 19/20 Contracted general activity (UDA) | 34,060 |
| Contract type name | GDS Contract | Carry forward general activity (UDA) | 0 |
| Purpose of contract | General and Orthodontic | 19/20 Contracted orthodontic activity (UOA) | 630 |
| Contract start date | 01/04/2006 | Carry forward orthodontic activity (UOA) | -12 |
| Contract end date | | Baseline contract value | £880,696.13 |

| ACCESS | Contract | England and Wales |
|----------------------------------------------|----------|-------------------|
| 24 month ratio of assessments to patient IDs | 1.09 | 1.07 |

| ACTIVITY | Contract |
|-------------------------------------------------------------------------------------------|----------|
| Contract assess and fit appliances (case starts) as a percentage of Area Team case starts | 1.0 % |

Cumulative percentage of contracted UOA delivered 2019 & 2020



| Month | Adjusted Scheduled Activity (UOA) | | |
|-----------|-----------------------------------|------|------|
| | 2018 | 2019 | 2020 |
| April | 5 | 24 | 58 |
| May | 10 | 46 | 58 |
| June | 16 | 67 | 209 |
| July | 123 | 111 | 253 |
| August | 148 | 117 | 274 |
| September | 220 | 161 | 337 |
| October | 289 | 248 | |
| November | 318 | 317 | |
| December | 343 | 367 | |
| January | 365 | 367 | |
| February | 459 | 519 | |
| March | 508 | 585 | |
| April | 618 | 630 | |
| May | 618 | 630 | |
| June | 618 | 651 | |

QUANTITY METRICS (rolling 12 month period)

| | Contract Quantity | Contract Base Number | Contract * | Area Team | Region | England |
|----------------------------------------------------------------------------------|-------------------|----------------------|------------|-----------|--------|---------|
| % of all assessments that were assess and fit appliances (case starts) | 38 | 59 | 64.4% | 48.9% | 61.5% | 57.9% |
| % of all assessments that were assess and refuse | 21 | 59 | 35.6% | 14.2% | 11.3% | 12.4% |
| % of all assessments that were assess and review | 0 | 59 | 0.0% | 37.0% | 27.3% | 29.7% |
| % of case starts with a reported IOTN of 3 and Aesthetic Component of 5 or below | 0 | 38 | N/A | 0.1% | 0.1% | 0.1% |
| % of case starts with a reported IOTN of 3 and Aesthetic Component of 6 or above | 3 | 38 | 7.9% | 4.0% | 3.5% | 4.0% |
| % of case starts with a reported IOTN of 4 | 34 | 38 | 89.5% | 78.6% | 79.4% | 78.0% |
| % of case starts with a reported IOTN of 5 | 1 | 38 | 2.6% | 17.0% | 16.4% | 16.6% |
| % of concluded courses in receipt of dual-arch fixed appliances | 6 | 11 | 54.5% | 79.7% | 76.1% | 74.0% |
| % of concluded courses where treatment was abandoned or discontinued | 4 | 11 | 36.4% | 10.6% | 8.6% | 8.5% |
| % of patients satisfied with the treatment they have received | 0 | 0 | N/A | 87.5% | 95.2% | 95.5% |

* Figures in italics indicate that the base number is less than 100.

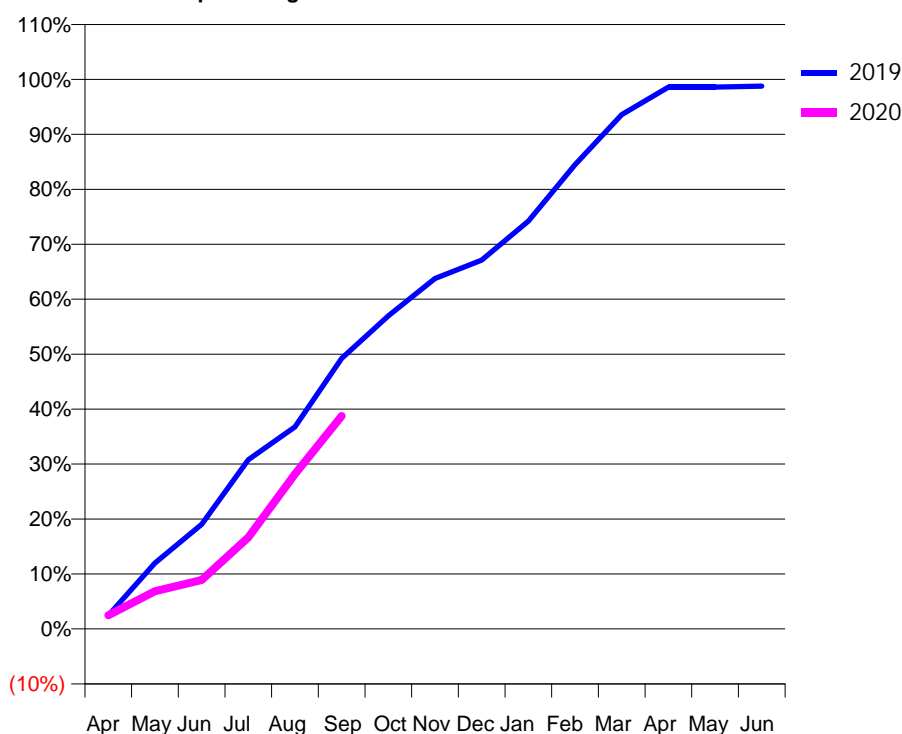
Q45 - Vital Signs Orthodontic At a Glance Contract Report for 650676/0003 - September 2019

| | | | |
|----------------------|---------------|---------------------------------------------|-------------|
| Name or company name | MR PA AVERLEY | 19/20 Contracted general activity (UDA) | 0 |
| Contract type name | PDS Contract | Carry forward general activity (UDA) | 0 |
| Purpose of contract | Orthodontic | 19/20 Contracted orthodontic activity (UOA) | 11,359 |
| Contract start date | 01/01/2009 | Carry forward orthodontic activity (UOA) | 139 |
| Contract end date | 31/03/2020 | Baseline contract value | £671,451.59 |

| ACCESS | Contract | England and Wales |
|----------------------------------------------|----------|-------------------|
| 24 month ratio of assessments to patient IDs | 1.01 | 1.07 |

| ACTIVITY | Contract |
|-------------------------------------------------------------------------------------------|----------|
| Contract assess and fit appliances (case starts) as a percentage of Area Team case starts | 12.5 % |

Cumulative percentage of contracted UOA delivered 2019 & 2020



| Month | Adjusted Scheduled Activity (UOA) | | |
|-----------|-----------------------------------|--------|-------|
| | 2018 | 2019 | 2020 |
| April | 658 | 280 | 283 |
| May | 2,436 | 1,362 | 778 |
| June | 2,857 | 2,163 | 1,011 |
| July | 4,241 | 3,500 | 1,895 |
| August | 5,004 | 4,177 | 3,201 |
| September | 6,312 | 5,591 | 4,401 |
| October | 7,090 | 6,474 | |
| November | 7,494 | 7,244 | |
| December | 9,280 | 7,624 | |
| January | 9,705 | 8,431 | |
| February | 10,169 | 9,593 | |
| March | 10,477 | 10,630 | |
| April | 10,604 | 11,199 | |
| May | 10,604 | 11,199 | |
| June | 10,604 | 11,220 | |

QUANTITY METRICS (rolling 12 month period)

| | Contract Quantity | Contract Base Number | Contract * | Area Team | Region | England |
|----------------------------------------------------------------------------------|-------------------|----------------------|------------|-----------|--------|---------|
| % of all assessments that were assess and fit appliances (case starts) | 497 | 547 | 90.9% | 48.9% | 61.5% | 57.9% |
| % of all assessments that were assess and refuse | 36 | 547 | 6.6% | 14.2% | 11.3% | 12.4% |
| % of all assessments that were assess and review | 14 | 547 | 2.6% | 37.0% | 27.3% | 29.7% |
| % of case starts with a reported IOTN of 3 and Aesthetic Component of 5 or below | 0 | 497 | N/A | 0.1% | 0.1% | 0.1% |
| % of case starts with a reported IOTN of 3 and Aesthetic Component of 6 or above | 32 | 497 | 6.4% | 4.0% | 3.5% | 4.0% |
| % of case starts with a reported IOTN of 4 | 339 | 497 | 68.2% | 78.6% | 79.4% | 78.0% |
| % of case starts with a reported IOTN of 5 | 123 | 497 | 24.7% | 17.0% | 16.4% | 16.6% |
| % of concluded courses in receipt of dual-arch fixed appliances | 496 | 579 | 85.7% | 79.7% | 76.1% | 74.0% |
| % of concluded courses where treatment was abandoned or discontinued | 47 | 579 | 8.1% | 10.6% | 8.6% | 8.5% |
| % of patients satisfied with the treatment they have received | 0 | 0 | N/A | 87.5% | 95.2% | 95.5% |

* Figures in italics indicate that the base number is less than 100.

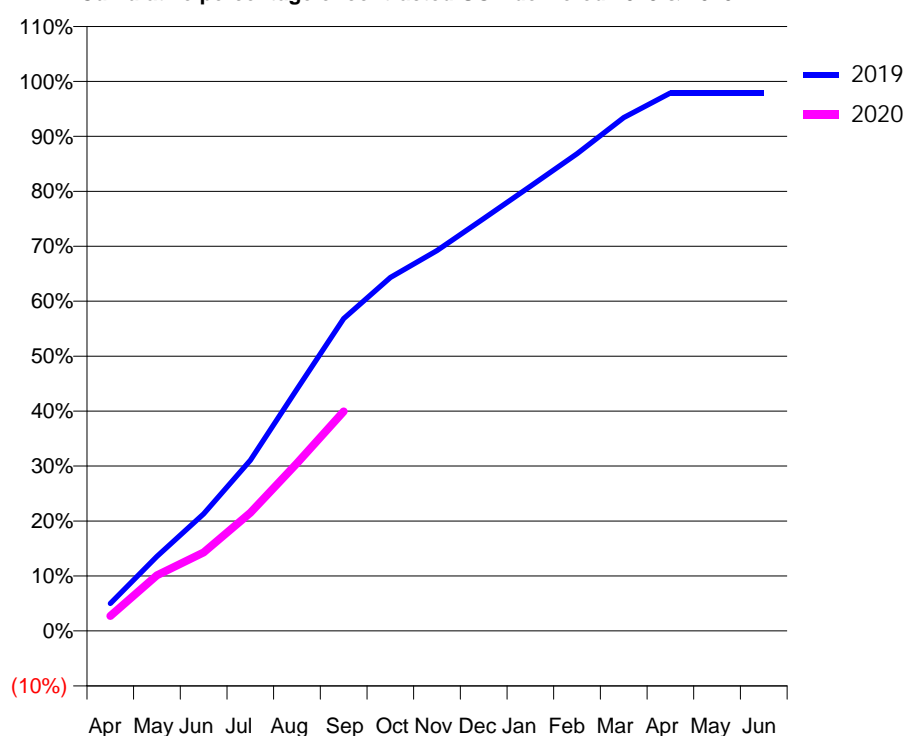
Q45 - Vital Signs Orthodontic At a Glance Contract Report for 725544/0001 - September 2019

| | | | |
|----------------------|---------------|---------------------------------------------|---------------|
| Name or company name | MR MG STEDMAN | 19/20 Contracted general activity (UDA) | 0 |
| Contract type name | PDS Contract | Carry forward general activity (UDA) | 0 |
| Purpose of contract | Orthodontic | 19/20 Contracted orthodontic activity (UOA) | 17,367 |
| Contract start date | 01/04/2006 | Carry forward orthodontic activity (UOA) | 367 |
| Contract end date | 31/03/2020 | Baseline contract value | £1,202,629.35 |

| ACCESS | Contract | England and Wales |
|----------------------------------------------|----------|-------------------|
| 24 month ratio of assessments to patient IDs | 1.20 | 1.07 |

| ACTIVITY | Contract |
|-------------------------------------------------------------------------------------------|----------|
| Contract assess and fit appliances (case starts) as a percentage of Area Team case starts | 16.5 % |

Cumulative percentage of contracted UOA delivered 2019 & 2020



| Month | Adjusted Scheduled Activity (UOA) | | |
|-----------|-----------------------------------|--------|-------|
| | 2018 | 2019 | 2020 |
| April | 285 | 868 | 473 |
| May | 1,124 | 2,354 | 1,760 |
| June | 1,977 | 3,701 | 2,481 |
| July | 2,908 | 5,397 | 3,737 |
| August | 3,761 | 7,639 | 5,299 |
| September | 4,887 | 9,869 | 6,933 |
| October | 5,567 | 11,169 | |
| November | 7,184 | 12,019 | |
| December | 8,397 | 13,030 | |
| January | 11,429 | 14,051 | |
| February | 14,197 | 15,081 | |
| March | 16,706 | 16,222 | |
| April | 17,399 | 17,000 | |
| May | 17,398 | 17,000 | |
| June | 17,398 | 17,000 | |

QUANTITY METRICS (rolling 12 month period)

| | Contract Quantity | Contract Base Number | Contract * | Area Team | Region | England |
|----------------------------------------------------------------------------------|-------------------|----------------------|------------|-----------|--------|---------|
| % of all assessments that were assess and fit appliances (case starts) | 654 | 1,541 | 42.4% | 48.9% | 61.5% | 57.9% |
| % of all assessments that were assess and refuse | 211 | 1,541 | 13.7% | 14.2% | 11.3% | 12.4% |
| % of all assessments that were assess and review | 676 | 1,541 | 43.9% | 37.0% | 27.3% | 29.7% |
| % of case starts with a reported IOTN of 3 and Aesthetic Component of 5 or below | 0 | 654 | N/A | 0.1% | 0.1% | 0.1% |
| % of case starts with a reported IOTN of 3 and Aesthetic Component of 6 or above | 8 | 654 | 1.2% | 4.0% | 3.5% | 4.0% |
| % of case starts with a reported IOTN of 4 | 535 | 654 | 81.8% | 78.6% | 79.4% | 78.0% |
| % of case starts with a reported IOTN of 5 | 108 | 654 | 16.5% | 17.0% | 16.4% | 16.6 % |
| % of concluded courses in receipt of dual-arch fixed appliances | 793 | 899 | 88.2% | 79.7% | 76.1% | 74.0% |
| % of concluded courses where treatment was abandoned or discontinued | 67 | 899 | 7.5% | 10.6% | 8.6% | 8.5% |
| % of patients satisfied with the treatment they have received | 2 | 3 | 66.7% | 87.5% | 95.2% | 95.5% |

* Figures in italics indicate that the base number is less than 100.

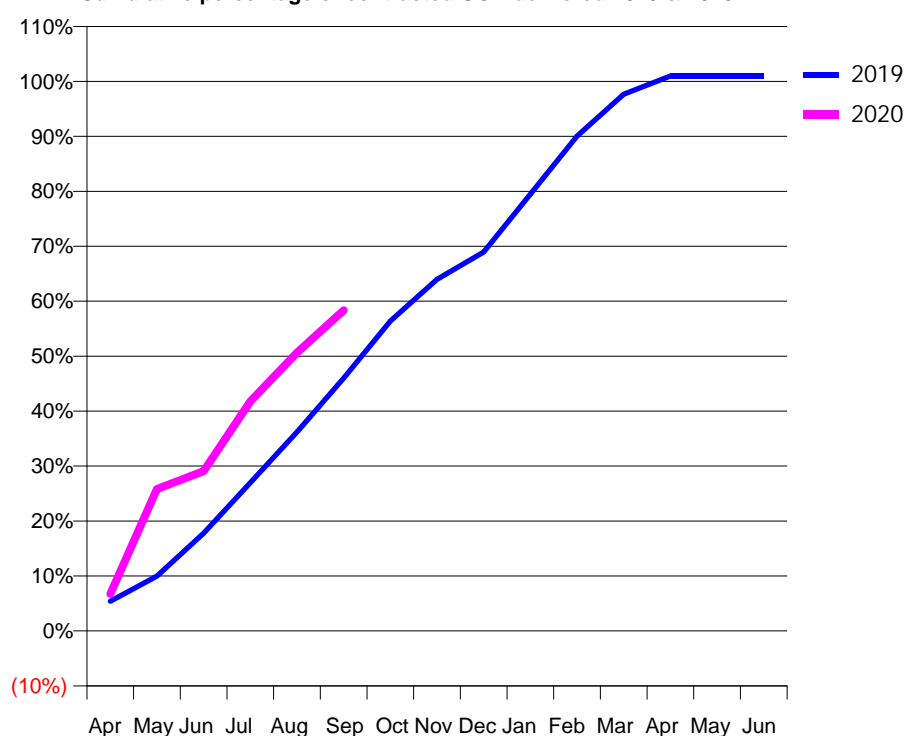
Q45 - Vital Signs Orthodontic At a Glance Contract Report for 736953/0003 - September 2019

| | | | |
|----------------------|--------------|---------------------------------------------|-------------|
| Name or company name | MR NA FOX | 19/20 Contracted general activity (UDA) | 0 |
| Contract type name | PDS Contract | Carry forward general activity (UDA) | 0 |
| Purpose of contract | Orthodontic | 19/20 Contracted orthodontic activity (UOA) | 10,533 |
| Contract start date | 01/04/2009 | Carry forward orthodontic activity (UOA) | -103 |
| Contract end date | 01/09/2020 | Baseline contract value | £645,571.38 |

| ACCESS | Contract | England and Wales |
|----------------------------------------------|----------|-------------------|
| 24 month ratio of assessments to patient IDs | 1.03 | 1.07 |

| ACTIVITY | Contract |
|-------------------------------------------------------------------------------------------|----------|
| Contract assess and fit appliances (case starts) as a percentage of Area Team case starts | 13.5 % |

Cumulative percentage of contracted UOA delivered 2019 & 2020



| Month | Adjusted Scheduled Activity (UOA) | | |
|-----------|-----------------------------------|--------|-------|
| | 2018 | 2019 | 2020 |
| April | 760 | 569 | 712 |
| May | 1,726 | 1,052 | 2,722 |
| June | 2,318 | 1,873 | 3,064 |
| July | 3,330 | 2,843 | 4,400 |
| August | 4,002 | 3,813 | 5,332 |
| September | 4,842 | 4,846 | 6,146 |
| October | 6,041 | 5,938 | |
| November | 7,326 | 6,737 | |
| December | 8,124 | 7,262 | |
| January | 8,565 | 8,373 | |
| February | 9,762 | 9,483 | |
| March | 10,459 | 10,287 | |
| April | 10,543 | 10,636 | |
| May | 10,543 | 10,636 | |
| June | 10,564 | 10,636 | |

QUANTITY METRICS (rolling 12 month period)

| | Contract Quantity | Contract Base Number | Contract * | Area Team | Region | England |
|----------------------------------------------------------------------------------|-------------------|----------------------|------------|-----------|--------|---------|
| % of all assessments that were assess and fit appliances (case starts) | 537 | 1,144 | 46.9% | 48.9% | 61.5% | 57.9% |
| % of all assessments that were assess and refuse | 183 | 1,144 | 16.0% | 14.2% | 11.3% | 12.4% |
| % of all assessments that were assess and review | 424 | 1,144 | 37.1% | 37.0% | 27.3% | 29.7% |
| % of case starts with a reported IOTN of 3 and Aesthetic Component of 5 or below | 0 | 537 | N/A | 0.1% | 0.1% | 0.1% |
| % of case starts with a reported IOTN of 3 and Aesthetic Component of 6 or above | 28 | 537 | 5.2% | 4.0% | 3.5% | 4.0% |
| % of case starts with a reported IOTN of 4 | 407 | 537 | 75.8% | 78.6% | 79.4% | 78.0% |
| % of case starts with a reported IOTN of 5 | 101 | 537 | 18.8% | 17.0% | 16.4% | 16.6% |
| % of concluded courses in receipt of dual-arch fixed appliances | 147 | 484 | 30.4% | 79.7% | 76.1% | 74.0% |
| % of concluded courses where treatment was abandoned or discontinued | 63 | 484 | 13.0% | 10.6% | 8.6% | 8.5% |
| % of patients satisfied with the treatment they have received | 0 | 0 | N/A | 87.5% | 95.2% | 95.5% |

* Figures in italics indicate that the base number is less than 100.

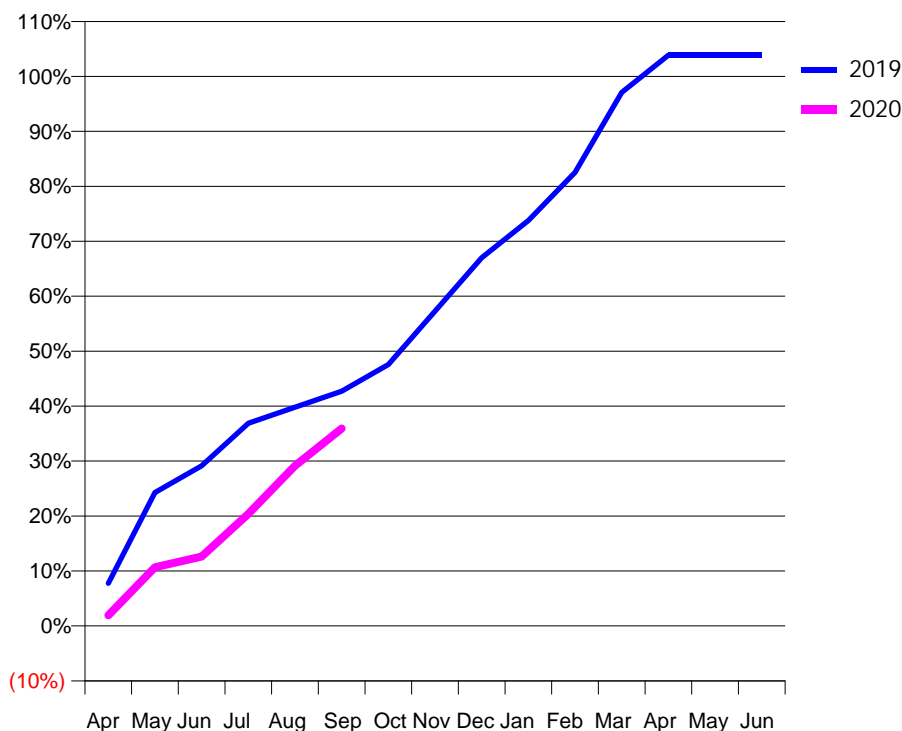
Q45 - Vital Signs Orthodontic At a Glance Contract Report for 739170/0001 - September 2019

| | | | |
|----------------------|-------------------------|---------------------------------------------|-------------|
| Name or company name | MR RS ELSTON | 19/20 Contracted general activity (UDA) | 13,622 |
| Contract type name | GDS Contract | Carry forward general activity (UDA) | 0 |
| Purpose of contract | General and Orthodontic | 19/20 Contracted orthodontic activity (UOA) | 103 |
| Contract start date | 01/04/2006 | Carry forward orthodontic activity (UOA) | -2 |
| Contract end date | | Baseline contract value | £329,641.59 |

| ACCESS | Contract | England and Wales |
|----------------------------------------------|----------|-------------------|
| 24 month ratio of assessments to patient IDs | 1.40 | 1.07 |

| ACTIVITY | Contract |
|-------------------------------------------------------------------------------------------|----------|
| Contract assess and fit appliances (case starts) as a percentage of Area Team case starts | 0.0 % |

Cumulative percentage of contracted UOA delivered 2019 & 2020



| Month | Adjusted Scheduled Activity (UOA) | | |
|-----------|-----------------------------------|------|------|
| | 2018 | 2019 | 2020 |
| April | 0 | 8 | 2 |
| May | 5 | 25 | 11 |
| June | 9 | 30 | 13 |
| July | 20 | 38 | 21 |
| August | 27 | 41 | 30 |
| September | 27 | 44 | 37 |
| October | 33 | 49 | |
| November | 46 | 59 | |
| December | 55 | 69 | |
| January | 59 | 76 | |
| February | 67 | 85 | |
| March | 75 | 100 | |
| April | 102 | 107 | |
| May | 102 | 107 | |
| June | 102 | 107 | |

QUANTITY METRICS (rolling 12 month period)

| | Contract Quantity | Contract Base Number | Contract * | Area Team | Region | England |
|----------------------------------------------------------------------------------|-------------------|----------------------|------------|-----------|--------|---------|
| % of all assessments that were assess and fit appliances (case starts) | 0 | 98 | 0.0% | 48.9% | 61.5% | 57.9% |
| % of all assessments that were assess and refuse | 0 | 98 | 0.0% | 14.2% | 11.3% | 12.4% |
| % of all assessments that were assess and review | 98 | 98 | 100.0% | 37.0% | 27.3% | 29.7% |
| % of case starts with a reported IOTN of 3 and Aesthetic Component of 5 or below | 0 | 0 | N/A | 0.1% | 0.1% | 0.1% |
| % of case starts with a reported IOTN of 3 and Aesthetic Component of 6 or above | 0 | 0 | N/A | 4.0% | 3.5% | 4.0% |
| % of case starts with a reported IOTN of 4 | 0 | 0 | N/A | 78.6% | 79.4% | 78.0% |
| % of case starts with a reported IOTN of 5 | 0 | 0 | N/A | 17.0% | 16.4% | 16.6 % |
| % of concluded courses in receipt of dual-arch fixed appliances | 0 | 0 | N/A | 79.7% | 76.1% | 74.0% |
| % of concluded courses where treatment was abandoned or discontinued | 0 | 0 | N/A | 10.6% | 8.6% | 8.5% |
| % of patients satisfied with the treatment they have received | 0 | 0 | N/A | 87.5% | 95.2% | 95.5% |

* Figures in italics indicate that the base number is less than 100.

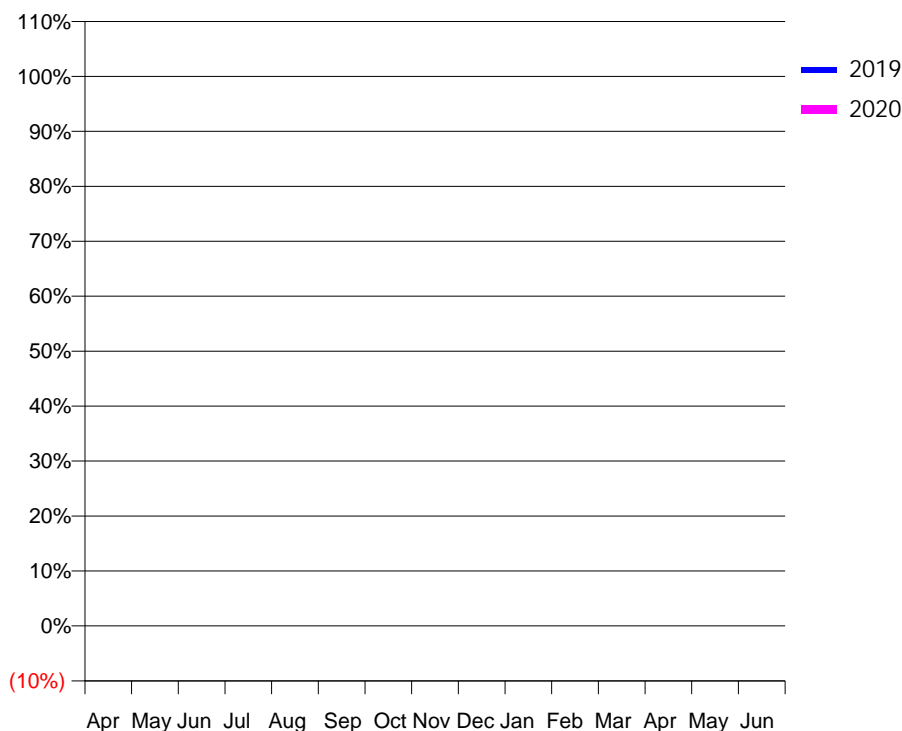
Q45 - Vital Signs Orthodontic At a Glance Contract Report for 767514/0002 - September 2019

| | | | |
|----------------------|-------------------------|---------------------------------------------|-------------|
| Name or company name | MISS KE BOOTH | 19/20 Contracted general activity (UDA) | 12,032 |
| Contract type name | GDS Contract | Carry forward general activity (UDA) | -51 |
| Purpose of contract | General and Orthodontic | 19/20 Contracted orthodontic activity (UOA) | 0 |
| Contract start date | 01/12/2011 | Carry forward orthodontic activity (UOA) | 0 |
| Contract end date | | Baseline contract value | £470,699.87 |

| ACCESS | Contract | England and Wales |
|----------------------------------------------|----------|-------------------|
| 24 month ratio of assessments to patient IDs | 1.00 | 1.07 |

| ACTIVITY | Contract |
|-------------------------------------------------------------------------------------------|----------|
| Contract assess and fit appliances (case starts) as a percentage of Area Team case starts | 0.0 % |

Cumulative percentage of contracted UOA delivered 2019 & 2020



| Month | Adjusted Scheduled Activity (UOA) | | |
|-----------|-----------------------------------|------|------|
| | 2018 | 2019 | 2020 |
| April | 0 | 0 | 0 |
| May | 0 | 0 | 1 |
| June | 0 | 0 | 1 |
| July | 0 | 0 | 1 |
| August | 0 | 0 | 1 |
| September | 0 | 0 | 1 |
| October | 0 | 0 | |
| November | 0 | 0 | |
| December | 0 | 0 | |
| January | 0 | 0 | |
| February | 0 | 0 | |
| March | 0 | 0 | |
| April | 0 | 0 | |
| May | 0 | 0 | |
| June | 0 | 0 | |

QUANTITY METRICS (rolling 12 month period)

| | Contract Quantity | Contract Base Number | Contract * | Area Team | Region | England |
|----------------------------------------------------------------------------------|-------------------|----------------------|------------|-----------|--------|---------|
| % of all assessments that were assess and fit appliances (case starts) | 0 | 1 | 0.0% | 48.9% | 61.5% | 57.9% |
| % of all assessments that were assess and refuse | 0 | 1 | 0.0% | 14.2% | 11.3% | 12.4% |
| % of all assessments that were assess and review | 1 | 1 | 100.0% | 37.0% | 27.3% | 29.7% |
| % of case starts with a reported IOTN of 3 and Aesthetic Component of 5 or below | 0 | 0 | N/A | 0.1% | 0.1% | 0.1% |
| % of case starts with a reported IOTN of 3 and Aesthetic Component of 6 or above | 0 | 0 | N/A | 4.0% | 3.5% | 4.0% |
| % of case starts with a reported IOTN of 4 | 0 | 0 | N/A | 78.6% | 79.4% | 78.0% |
| % of case starts with a reported IOTN of 5 | 0 | 0 | N/A | 17.0% | 16.4% | 16.6 % |
| % of concluded courses in receipt of dual-arch fixed appliances | 0 | 0 | N/A | 79.7% | 76.1% | 74.0% |
| % of concluded courses where treatment was abandoned or discontinued | 0 | 0 | N/A | 10.6% | 8.6% | 8.5% |
| % of patients satisfied with the treatment they have received | 0 | 0 | N/A | 87.5% | 95.2% | 95.5% |

* Figures in italics indicate that the base number is less than 100.

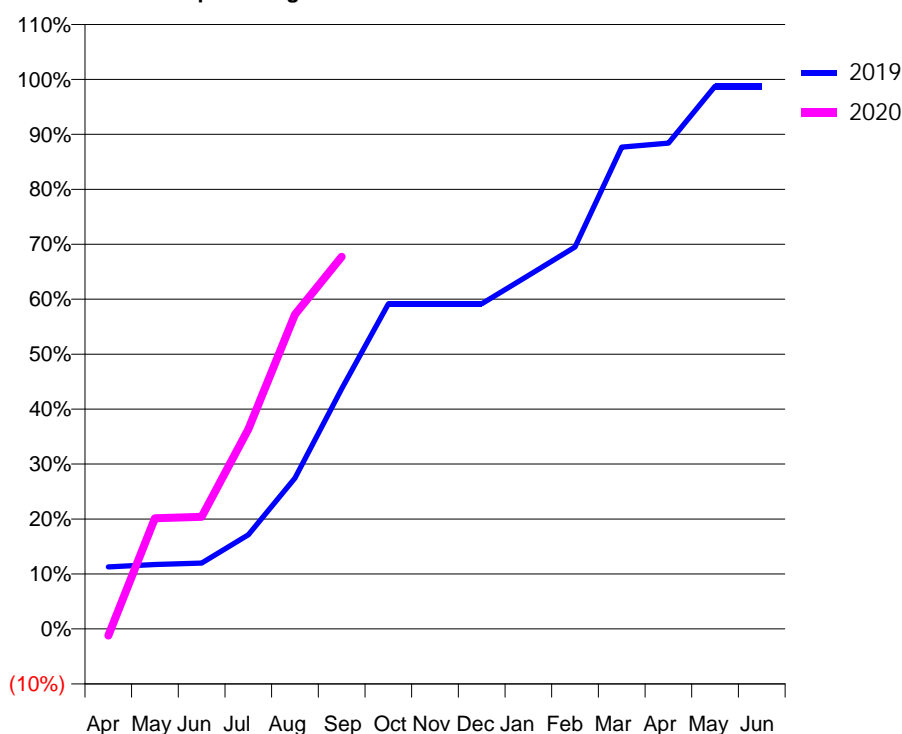
Q45 - Vital Signs Orthodontic At a Glance Contract Report for 832472/0001 - September 2019

| | | | |
|----------------------|-------------------------|---------------------------------------------|-------------|
| Name or company name | MR AR FLETCHER | 19/20 Contracted general activity (UDA) | 26,477 |
| Contract type name | GDS Contract | Carry forward general activity (UDA) | 0 |
| Purpose of contract | General and Orthodontic | 19/20 Contracted orthodontic activity (UOA) | 407 |
| Contract start date | 01/04/2006 | Carry forward orthodontic activity (UOA) | 5 |
| Contract end date | | Baseline contract value | £676,328.00 |

| ACCESS | Contract | England and Wales |
|----------------------------------------------|----------|-------------------|
| 24 month ratio of assessments to patient IDs | 1.00 | 1.07 |

| ACTIVITY | Contract |
|-------------------------------------------------------------------------------------------|----------|
| Contract assess and fit appliances (case starts) as a percentage of Area Team case starts | 0.6 % |

Cumulative percentage of contracted UOA delivered 2019 & 2020



| Month | Adjusted Scheduled Activity (UOA) | | |
|-----------|-----------------------------------|------|------|
| | 2018 | 2019 | 2020 |
| April | 22 | 46 | -5 |
| May | 64 | 48 | 82 |
| June | 65 | 49 | 83 |
| July | 110 | 70 | 148 |
| August | 110 | 112 | 233 |
| September | 138 | 178 | 276 |
| October | 163 | 241 | |
| November | 185 | 241 | |
| December | 290 | 241 | |
| January | 396 | 262 | |
| February | 396 | 283 | |
| March | 418 | 357 | |
| April | 418 | 360 | |
| May | 418 | 402 | |
| June | 418 | 402 | |

QUANTITY METRICS (rolling 12 month period)

| | Contract Quantity | Contract Base Number | Contract * | Area Team | Region | England |
|----------------------------------------------------------------------------------|-------------------|----------------------|------------|-----------|--------|---------|
| % of all assessments that were assess and fit appliances (case starts) | 25 | 37 | 67.6% | 48.9% | 61.5% | 57.9% |
| % of all assessments that were assess and refuse | 2 | 37 | 5.4% | 14.2% | 11.3% | 12.4% |
| % of all assessments that were assess and review | 10 | 37 | 27.0% | 37.0% | 27.3% | 29.7% |
| % of case starts with a reported IOTN of 3 and Aesthetic Component of 5 or below | 0 | 25 | N/A | 0.1% | 0.1% | 0.1% |
| % of case starts with a reported IOTN of 3 and Aesthetic Component of 6 or above | 1 | 25 | 4.0% | 4.0% | 3.5% | 4.0% |
| % of case starts with a reported IOTN of 4 | 20 | 25 | 80.0% | 78.6% | 79.4% | 78.0% |
| % of case starts with a reported IOTN of 5 | 3 | 25 | 12.0% | 17.0% | 16.4% | 16.6% |
| % of concluded courses in receipt of dual-arch fixed appliances | 2 | 9 | 22.2% | 79.7% | 76.1% | 74.0% |
| % of concluded courses where treatment was abandoned or discontinued | 1 | 9 | 11.1% | 10.6% | 8.6% | 8.5% |
| % of patients satisfied with the treatment they have received | 0 | 0 | N/A | 87.5% | 95.2% | 95.5% |

* Figures in italics indicate that the base number is less than 100.

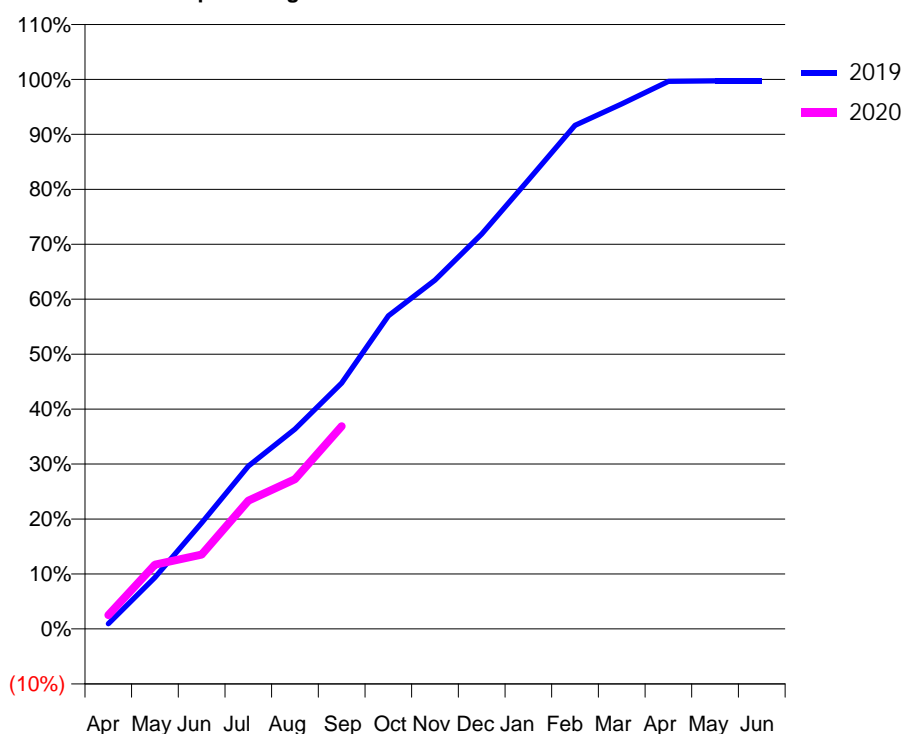
Q45 - Vital Signs Orthodontic At a Glance Contract Report for 839728/0002 - September 2019

| | | | |
|----------------------|---------------|---------------------------------------------|---------------|
| Name or company name | MR NJ HUNTLEY | 19/20 Contracted general activity (UDA) | 0 |
| Contract type name | PDS Contract | Carry forward general activity (UDA) | 0 |
| Purpose of contract | Orthodontic | 19/20 Contracted orthodontic activity (UOA) | 18,337 |
| Contract start date | 01/06/2011 | Carry forward orthodontic activity (UOA) | 48 |
| Contract end date | 01/09/2020 | Baseline contract value | £1,266,570.29 |

| ACCESS | Contract | England and Wales |
|----------------------------------------------|----------|-------------------|
| 24 month ratio of assessments to patient IDs | 1.06 | 1.07 |

| ACTIVITY | Contract |
|-------------------------------------------------------------------------------------------|----------|
| Contract assess and fit appliances (case starts) as a percentage of Area Team case starts | 19.2 % |

Cumulative percentage of contracted UOA delivered 2019 & 2020



| Month | Adjusted Scheduled Activity (UOA) | | |
|-----------|-----------------------------------|--------|-------|
| | 2018 | 2019 | 2020 |
| April | 114 | 176 | 465 |
| May | 3,264 | 1,717 | 2,142 |
| June | 4,475 | 3,538 | 2,481 |
| July | 6,590 | 5,436 | 4,279 |
| August | 7,453 | 6,667 | 4,993 |
| September | 8,623 | 8,202 | 6,766 |
| October | 10,298 | 10,452 | |
| November | 11,831 | 11,637 | |
| December | 12,774 | 13,180 | |
| January | 13,851 | 14,979 | |
| February | 15,971 | 16,806 | |
| March | 17,914 | 17,519 | |
| April | 18,296 | 18,275 | |
| May | 18,296 | 18,289 | |
| June | 18,296 | 18,289 | |

QUANTITY METRICS (rolling 12 month period)

| | Contract Quantity | Contract Base Number | Contract * | Area Team | Region | England |
|----------------------------------------------------------------------------------|-------------------|----------------------|------------|-----------|--------|---------|
| % of all assessments that were assess and fit appliances (case starts) | 762 | 1,893 | 40.3% | 48.9% | 61.5% | 57.9% |
| % of all assessments that were assess and refuse | 363 | 1,893 | 19.2% | 14.2% | 11.3% | 12.4% |
| % of all assessments that were assess and review | 768 | 1,893 | 40.6% | 37.0% | 27.3% | 29.7% |
| % of case starts with a reported IOTN of 3 and Aesthetic Component of 5 or below | 1 | 762 | 0.1% | 0.1% | 0.1% | 0.1% |
| % of case starts with a reported IOTN of 3 and Aesthetic Component of 6 or above | 39 | 762 | 5.1% | 4.0% | 3.5% | 4.0% |
| % of case starts with a reported IOTN of 4 | 620 | 762 | 81.4% | 78.6% | 79.4% | 78.0% |
| % of case starts with a reported IOTN of 5 | 101 | 762 | 13.3% | 17.0% | 16.4% | 16.6% |
| % of concluded courses in receipt of dual-arch fixed appliances | 877 | 1,036 | 84.7% | 79.7% | 76.1% | 74.0% |
| % of concluded courses where treatment was abandoned or discontinued | 133 | 1,036 | 12.8% | 10.6% | 8.6% | 8.5% |
| % of patients satisfied with the treatment they have received | 0 | 0 | N/A | 87.5% | 95.2% | 95.5% |

* Figures in italics indicate that the base number is less than 100.

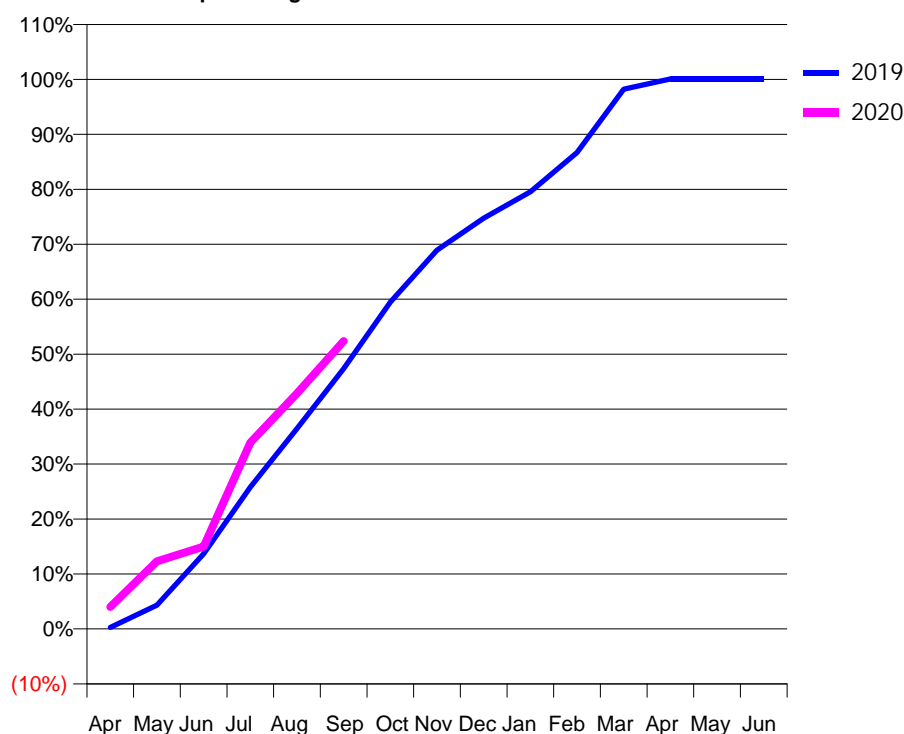
Q45 - Vital Signs Orthodontic At a Glance Contract Report for 839728/0003 - September 2019

| | | | |
|----------------------|---------------|---------------------------------------------|-------------|
| Name or company name | MR NJ HUNTLEY | 19/20 Contracted general activity (UDA) | 0 |
| Contract type name | PDS Contract | Carry forward general activity (UDA) | 0 |
| Purpose of contract | Orthodontic | 19/20 Contracted orthodontic activity (UOA) | 6,959 |
| Contract start date | 01/06/2011 | Carry forward orthodontic activity (UOA) | -6 |
| Contract end date | 01/09/2020 | Baseline contract value | £434,895.21 |

| ACCESS | Contract | England and Wales |
|----------------------------------------------|----------|-------------------|
| 24 month ratio of assessments to patient IDs | 1.05 | 1.07 |

| ACTIVITY | Contract |
|-------------------------------------------------------------------------------------------|----------|
| Contract assess and fit appliances (case starts) as a percentage of Area Team case starts | 8.8 % |

Cumulative percentage of contracted UOA delivered 2019 & 2020



| Month | Adjusted Scheduled Activity (UOA) | | |
|-----------|-----------------------------------|-------|-------|
| | 2018 | 2019 | 2020 |
| April | 0 | 20 | 280 |
| May | 1,225 | 301 | 858 |
| June | 1,779 | 951 | 1,043 |
| July | 2,104 | 1,798 | 2,361 |
| August | 3,102 | 2,537 | 2,984 |
| September | 4,135 | 3,298 | 3,645 |
| October | 4,907 | 4,140 | |
| November | 5,606 | 4,797 | |
| December | 6,199 | 5,201 | |
| January | 6,911 | 5,537 | |
| February | 6,976 | 6,032 | |
| March | 6,955 | 6,836 | |
| April | 6,955 | 6,965 | |
| May | 6,957 | 6,965 | |
| June | 6,958 | 6,965 | |

QUANTITY METRICS (rolling 12 month period)

| | Contract Quantity | Contract Base Number | Contract * | Area Team | Region | England |
|----------------------------------------------------------------------------------|-------------------|----------------------|------------|-----------|--------|---------|
| % of all assessments that were assess and fit appliances (case starts) | 348 | 505 | 68.9% | 48.9% | 61.5% | 57.9% |
| % of all assessments that were assess and refuse | 49 | 505 | 9.7% | 14.2% | 11.3% | 12.4% |
| % of all assessments that were assess and review | 108 | 505 | 21.4% | 37.0% | 27.3% | 29.7% |
| % of case starts with a reported IOTN of 3 and Aesthetic Component of 5 or below | 0 | 348 | N/A | 0.1% | 0.1% | 0.1% |
| % of case starts with a reported IOTN of 3 and Aesthetic Component of 6 or above | 18 | 348 | 5.2% | 4.0% | 3.5% | 4.0% |
| % of case starts with a reported IOTN of 4 | 263 | 348 | 75.6% | 78.6% | 79.4% | 78.0% |
| % of case starts with a reported IOTN of 5 | 65 | 348 | 18.7% | 17.0% | 16.4% | 16.6 % |
| % of concluded courses in receipt of dual-arch fixed appliances | 298 | 382 | 78.0% | 79.7% | 76.1% | 74.0% |
| % of concluded courses where treatment was abandoned or discontinued | 76 | 382 | 19.9% | 10.6% | 8.6% | 8.5% |
| % of patients satisfied with the treatment they have received | 2 | 2 | 100.0% | 87.5% | 95.2% | 95.5% |

* Figures in italics indicate that the base number is less than 100.

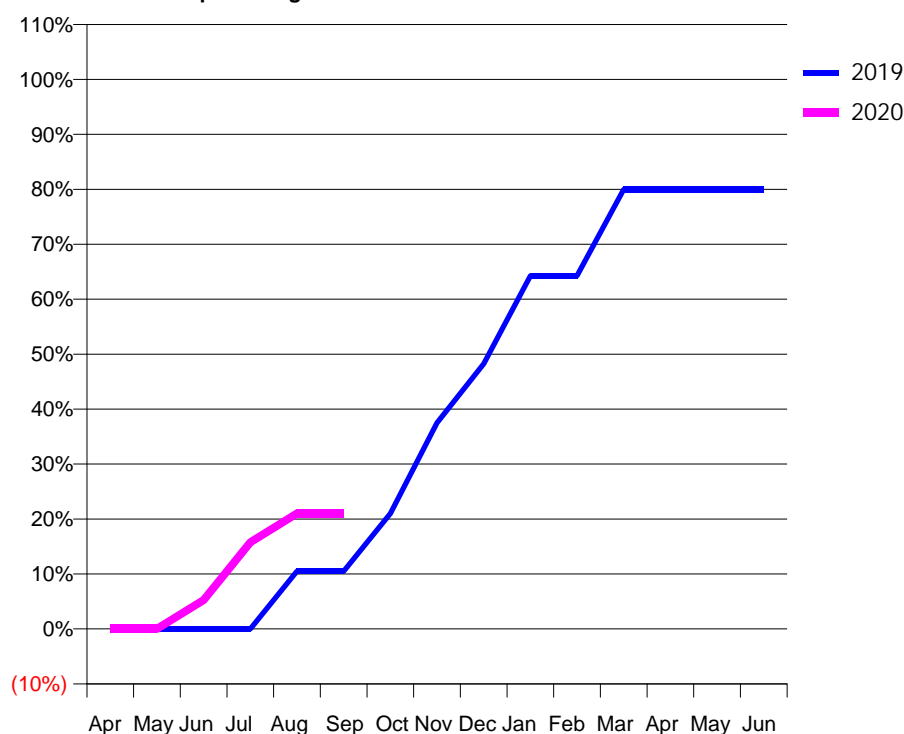
Q45 - Vital Signs Orthodontic At a Glance Contract Report for 919047/0001 - September 2019

| | | | |
|----------------------|-------------------------|---------------------------------------------|------------|
| Name or company name | MR TR LEWIS | 19/20 Contracted general activity (UDA) | 4,075 |
| Contract type name | GDS Contract | Carry forward general activity (UDA) | 0 |
| Purpose of contract | General and Orthodontic | 19/20 Contracted orthodontic activity (UOA) | 400 |
| Contract start date | 01/04/2006 | Carry forward orthodontic activity (UOA) | 0 |
| Contract end date | | Baseline contract value | £99,272.66 |

| ACCESS | Contract | England and Wales |
|----------------------------------------------|----------|-------------------|
| 24 month ratio of assessments to patient IDs | 1.00 | 1.07 |

| ACTIVITY | Contract |
|-------------------------------------------------------------------------------------------|----------|
| Contract assess and fit appliances (case starts) as a percentage of Area Team case starts | 0.4 % |

Cumulative percentage of contracted UOA delivered 2019 & 2020



| Month | Adjusted Scheduled Activity (UOA) | | |
|-----------|-----------------------------------|------|------|
| | 2018 | 2019 | 2020 |
| April | 0 | 0 | 0 |
| May | 21 | 0 | 0 |
| June | 42 | 0 | 21 |
| July | 42 | 0 | 63 |
| August | 63 | 42 | 84 |
| September | 64 | 42 | 84 |
| October | 85 | 84 | |
| November | 149 | 150 | |
| December | 170 | 193 | |
| January | 233 | 257 | |
| February | 338 | 257 | |
| March | 381 | 320 | |
| April | 402 | 320 | |
| May | 402 | 320 | |
| June | 402 | 320 | |

QUANTITY METRICS (rolling 12 month period)

| | Contract Quantity | Contract Base Number | Contract * | Area Team | Region | England |
|----------------------------------------------------------------------------------|-------------------|----------------------|------------|-----------|--------|---------|
| % of all assessments that were assess and fit appliances (case starts) | 17 | 22 | 77.3% | 48.9% | 61.5% | 57.9% |
| % of all assessments that were assess and refuse | 0 | 22 | 0.0% | 14.2% | 11.3% | 12.4% |
| % of all assessments that were assess and review | 5 | 22 | 22.7% | 37.0% | 27.3% | 29.7% |
| % of case starts with a reported IOTN of 3 and Aesthetic Component of 5 or below | 0 | 17 | N/A | 0.1% | 0.1% | 0.1% |
| % of case starts with a reported IOTN of 3 and Aesthetic Component of 6 or above | 2 | 17 | 11.8% | 4.0% | 3.5% | 4.0% |
| % of case starts with a reported IOTN of 4 | 12 | 17 | 70.6% | 78.6% | 79.4% | 78.0% |
| % of case starts with a reported IOTN of 5 | 3 | 17 | 17.6% | 17.0% | 16.4% | 16.6% |
| % of concluded courses in receipt of dual-arch fixed appliances | 13 | 15 | 86.7% | 79.7% | 76.1% | 74.0% |
| % of concluded courses where treatment was abandoned or discontinued | 2 | 15 | 13.3% | 10.6% | 8.6% | 8.5% |
| % of patients satisfied with the treatment they have received | 0 | 0 | N/A | 87.5% | 95.2% | 95.5% |

* Figures in italics indicate that the base number is less than 100.

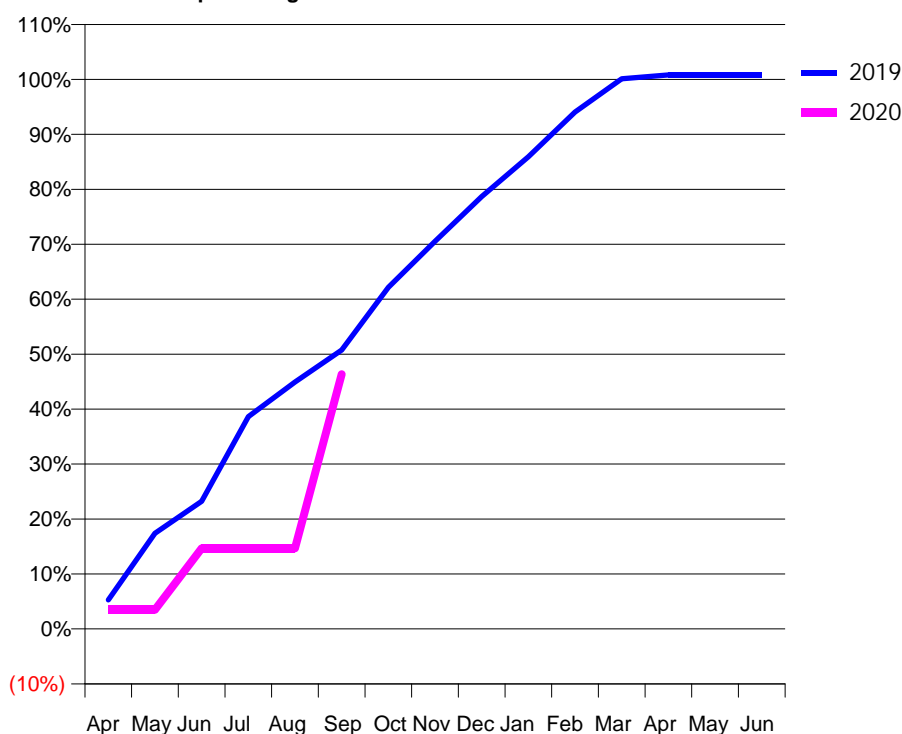
Q46 - Vital Signs Orthodontic At a Glance Contract Report for 101281/0088 - September 2019

| | | | |
|----------------------|-----------------------|---------------------------------------------|-------------|
| Name or company name | OASIS DENTAL CARE LTD | 19/20 Contracted general activity (UDA) | 0 |
| Contract type name | PDS Contract | Carry forward general activity (UDA) | 0 |
| Purpose of contract | Orthodontic | 19/20 Contracted orthodontic activity (UOA) | 9,019 |
| Contract start date | 01/04/2006 | Carry forward orthodontic activity (UOA) | 0 |
| Contract end date | 31/03/2021 | Baseline contract value | £563,136.49 |

| ACCESS | Contract | England and Wales |
|----------------------------------------------|----------|-------------------|
| 24 month ratio of assessments to patient IDs | 1.00 | 1.07 |

| ACTIVITY | Contract |
|-------------------------------------------------------------------------------------------|----------|
| Contract assess and fit appliances (case starts) as a percentage of Area Team case starts | 4.5 % |

Cumulative percentage of contracted UOA delivered 2019 & 2020



| Month | Adjusted Scheduled Activity (UOA) | | |
|-----------|-----------------------------------|-------|-------|
| | 2018 | 2019 | 2020 |
| April | -11 | 476 | 315 |
| May | 157 | 1,570 | 315 |
| June | 258 | 2,095 | 1,323 |
| July | 595 | 3,485 | 1,323 |
| August | 1,120 | 4,052 | 1,323 |
| September | 2,959 | 4,577 | 4,179 |
| October | 3,967 | 5,606 | |
| November | 4,702 | 6,362 | |
| December | 5,689 | 7,097 | |
| January | 6,256 | 7,748 | |
| February | 7,980 | 8,483 | |
| March | 8,674 | 9,029 | |
| April | 8,991 | 9,092 | |
| May | 8,991 | 9,092 | |
| June | 8,991 | 9,092 | |

QUANTITY METRICS (rolling 12 month period)

| | Contract Quantity | Contract Base Number | Contract * | Area Team | Region | England |
|----------------------------------------------------------------------------------|-------------------|----------------------|------------|-----------|--------|---------|
| % of all assessments that were assess and fit appliances (case starts) | 416 | 416 | 100.0% | 82.4% | 61.5% | 57.9% |
| % of all assessments that were assess and refuse | 0 | 416 | 0.0% | 7.6% | 11.3% | 12.4% |
| % of all assessments that were assess and review | 0 | 416 | 0.0% | 9.9% | 27.3% | 29.7% |
| % of case starts with a reported IOTN of 3 and Aesthetic Component of 5 or below | 0 | 416 | N/A | 0.1% | 0.1% | 0.1% |
| % of case starts with a reported IOTN of 3 and Aesthetic Component of 6 or above | 39 | 416 | 9.4% | 4.2% | 3.5% | 4.0% |
| % of case starts with a reported IOTN of 4 | 348 | 416 | 83.7% | 82.5% | 79.4% | 78.0% |
| % of case starts with a reported IOTN of 5 | 29 | 416 | 7.0% | 12.8% | 16.4% | 16.6 % |
| % of concluded courses in receipt of dual-arch fixed appliances | 363 | 416 | 87.3% | 70.3% | 76.1% | 74.0% |
| % of concluded courses where treatment was abandoned or discontinued | 40 | 416 | 9.6% | 7.0% | 8.6% | 8.5% |
| % of patients satisfied with the treatment they have received | 1 | 1 | 100.0% | 100.0% | 95.2% | 95.5% |

* Figures in italics indicate that the base number is less than 100.

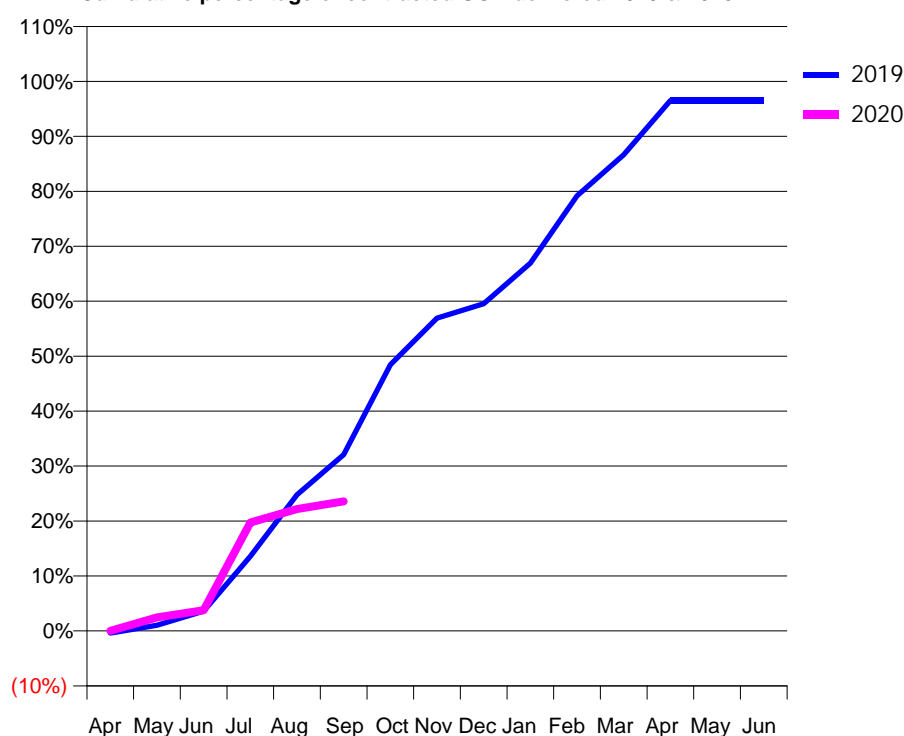
Q46 - Vital Signs Orthodontic At a Glance Contract Report for 101281/0146 - September 2019

| | | | |
|----------------------|-----------------------|---------------------------------------------|-------------|
| Name or company name | OASIS DENTAL CARE LTD | 19/20 Contracted general activity (UDA) | 0 |
| Contract type name | PDS Contract | Carry forward general activity (UDA) | 0 |
| Purpose of contract | Orthodontic | 19/20 Contracted orthodontic activity (UOA) | 1,752 |
| Contract start date | 01/04/2006 | Carry forward orthodontic activity (UOA) | 0 |
| Contract end date | 31/03/2021 | Baseline contract value | £116,135.68 |

| ACCESS | Contract | England and Wales |
|----------------------------------------------|----------|-------------------|
| 24 month ratio of assessments to patient IDs | 1.07 | 1.07 |

| ACTIVITY | Contract |
|-------------------------------------------------------------------------------------------|----------|
| Contract assess and fit appliances (case starts) as a percentage of Area Team case starts | 0.8 % |

Cumulative percentage of contracted UOA delivered 2019 & 2020



| Month | Adjusted Scheduled Activity (UOA) | | |
|-----------|-----------------------------------|-------|------|
| | 2018 | 2019 | 2020 |
| April | 9 | -7 | 0 |
| May | 30 | 18 | 43 |
| June | 30 | 63 | 66 |
| July | 30 | 238 | 346 |
| August | 30 | 434 | 389 |
| September | 30 | 562 | 413 |
| October | 30 | 849 | |
| November | 30 | 997 | |
| December | 30 | 1,043 | |
| January | 1,163 | 1,173 | |
| February | 1,509 | 1,387 | |
| March | 1,636 | 1,518 | |
| April | 1,743 | 1,691 | |
| May | 1,745 | 1,691 | |
| June | 1,745 | 1,691 | |

QUANTITY METRICS (rolling 12 month period)

| | Contract Quantity | Contract Base Number | Contract * | Area Team | Region | England |
|----------------------------------------------------------------------------------|-------------------|----------------------|------------|-----------|--------|---------|
| % of all assessments that were assess and fit appliances (case starts) | 72 | 119 | 60.5% | 82.4% | 61.5% | 57.9% |
| % of all assessments that were assess and refuse | 7 | 119 | 5.9% | 7.6% | 11.3% | 12.4% |
| % of all assessments that were assess and review | 40 | 119 | 33.6% | 9.9% | 27.3% | 29.7% |
| % of case starts with a reported IOTN of 3 and Aesthetic Component of 5 or below | 0 | 72 | <i>N/A</i> | 0.1% | 0.1% | 0.1% |
| % of case starts with a reported IOTN of 3 and Aesthetic Component of 6 or above | 1 | 72 | 1.4% | 4.2% | 3.5% | 4.0% |
| % of case starts with a reported IOTN of 4 | 65 | 72 | 90.3% | 82.5% | 79.4% | 78.0% |
| % of case starts with a reported IOTN of 5 | 6 | 72 | 8.3% | 12.8% | 16.4% | 16.6% |
| % of concluded courses in receipt of dual-arch fixed appliances | 1 | 7 | 14.3% | 70.3% | 76.1% | 74.0% |
| % of concluded courses where treatment was abandoned or discontinued | 5 | 7 | 71.4% | 7.0% | 8.6% | 8.5% |
| % of patients satisfied with the treatment they have received | 0 | 0 | <i>N/A</i> | 100.0% | 95.2% | 95.5% |

* Figures in italics indicate that the base number is less than 100.

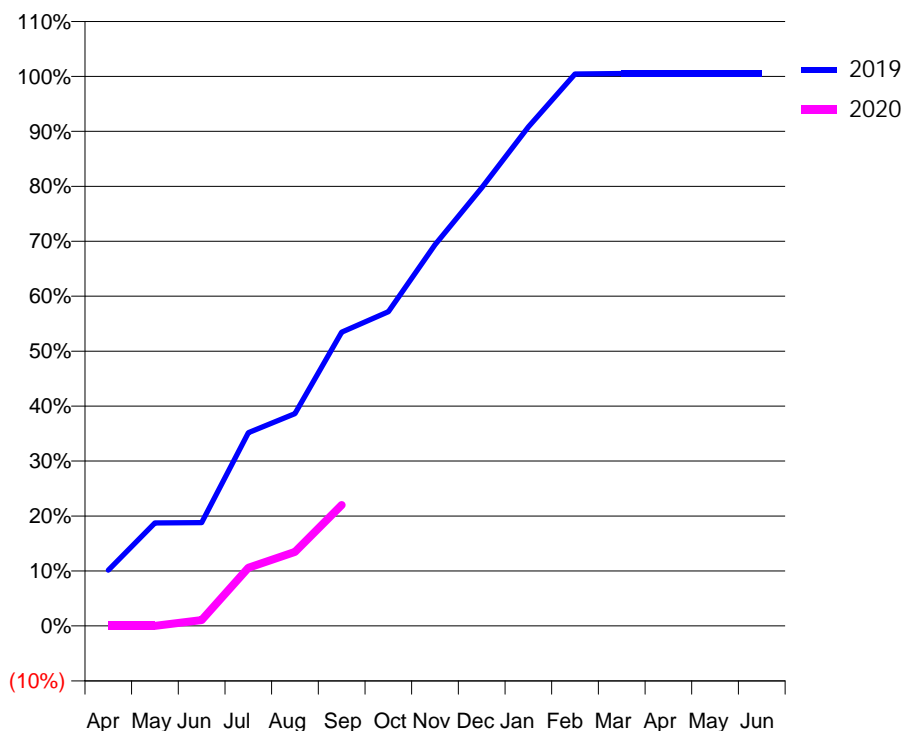
Q46 - Vital Signs Orthodontic At a Glance Contract Report for 101281/0209 - September 2019

| | | | |
|----------------------|-----------------------|---------------------------------------------|-------------|
| Name or company name | OASIS DENTAL CARE LTD | 19/20 Contracted general activity (UDA) | 0 |
| Contract type name | PDS Contract | Carry forward general activity (UDA) | 0 |
| Purpose of contract | Orthodontic | 19/20 Contracted orthodontic activity (UOA) | 7,971 |
| Contract start date | 01/09/2009 | Carry forward orthodontic activity (UOA) | 0 |
| Contract end date | 31/03/2021 | Baseline contract value | £497,707.45 |

| ACCESS | Contract | England and Wales |
|----------------------------------------------|----------|-------------------|
| 24 month ratio of assessments to patient IDs | 1.01 | 1.07 |

| ACTIVITY | Contract |
|-------------------------------------------------------------------------------------------|----------|
| Contract assess and fit appliances (case starts) as a percentage of Area Team case starts | 2.8 % |

Cumulative percentage of contracted UOA delivered 2019 & 2020



| Month | Adjusted Scheduled Activity (UOA) | | |
|-----------|-----------------------------------|-------|-------|
| | 2018 | 2019 | 2020 |
| April | 379 | 810 | 0 |
| May | 925 | 1,494 | 0 |
| June | 1,289 | 1,499 | 84 |
| July | 2,123 | 2,804 | 844 |
| August | 2,671 | 3,078 | 1,075 |
| September | 3,030 | 4,260 | 1,753 |
| October | 3,813 | 4,558 | |
| November | 4,424 | 5,529 | |
| December | 5,460 | 6,356 | |
| January | 5,761 | 7,239 | |
| February | 6,413 | 8,006 | |
| March | 8,193 | 8,011 | |
| April | 8,193 | 8,011 | |
| May | 8,193 | 8,011 | |
| June | 8,193 | 8,011 | |

QUANTITY METRICS (rolling 12 month period)

| | Contract Quantity | Contract Base Number | Contract * | Area Team | Region | England |
|----------------------------------------------------------------------------------|-------------------|----------------------|------------|-----------|--------|---------|
| % of all assessments that were assess and fit appliances (case starts) | 262 | 298 | 87.9% | 82.4% | 61.5% | 57.9% |
| % of all assessments that were assess and refuse | 0 | 298 | 0.0% | 7.6% | 11.3% | 12.4% |
| % of all assessments that were assess and review | 36 | 298 | 12.1% | 9.9% | 27.3% | 29.7% |
| % of case starts with a reported IOTN of 3 and Aesthetic Component of 5 or below | 0 | 262 | N/A | 0.1% | 0.1% | 0.1% |
| % of case starts with a reported IOTN of 3 and Aesthetic Component of 6 or above | 3 | 262 | 1.1% | 4.2% | 3.5% | 4.0% |
| % of case starts with a reported IOTN of 4 | 223 | 262 | 85.1% | 82.5% | 79.4% | 78.0% |
| % of case starts with a reported IOTN of 5 | 34 | 262 | 13.0% | 12.8% | 16.4% | 16.6 % |
| % of concluded courses in receipt of dual-arch fixed appliances | 230 | 268 | 85.8% | 70.3% | 76.1% | 74.0% |
| % of concluded courses where treatment was abandoned or discontinued | 32 | 268 | 11.9% | 7.0% | 8.6% | 8.5% |
| % of patients satisfied with the treatment they have received | 0 | 0 | N/A | 100.0% | 95.2% | 95.5% |

* Figures in italics indicate that the base number is less than 100.

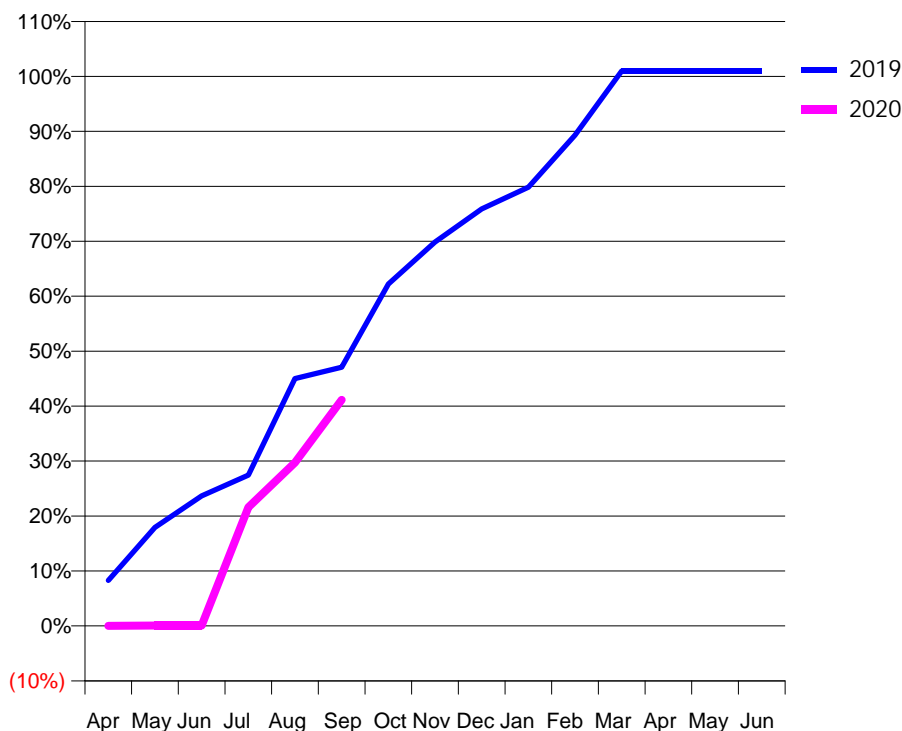
Q46 - Vital Signs Orthodontic At a Glance Contract Report for 102903/0001 - September 2019

| | | | |
|----------------------|-------------------------------|---------------------------------------------|---------------|
| Name or company name | Fogg, Whittingham & Casserley | 19/20 Contracted general activity (UDA) | 39,616 |
| Contract type name | GDS Contract | Carry forward general activity (UDA) | 0 |
| Purpose of contract | General and Orthodontic | 19/20 Contracted orthodontic activity (UOA) | 1,111 |
| Contract start date | 01/04/2006 | Carry forward orthodontic activity (UOA) | 0 |
| Contract end date | | Baseline contract value | £1,218,402.42 |

| ACCESS | Contract | England and Wales |
|----------------------------------------------|----------|-------------------|
| 24 month ratio of assessments to patient IDs | 1.09 | 1.07 |

| ACTIVITY | Contract |
|-------------------------------------------------------------------------------------------|----------|
| Contract assess and fit appliances (case starts) as a percentage of Area Team case starts | 0.5 % |

Cumulative percentage of contracted UOA delivered 2019 & 2020



| Month | Adjusted Scheduled Activity (UOA) | | |
|-----------|-----------------------------------|-------|------|
| | 2018 | 2019 | 2020 |
| April | 44 | 92 | 0 |
| May | 296 | 199 | 1 |
| June | 300 | 263 | 1 |
| July | 429 | 305 | 240 |
| August | 582 | 500 | 330 |
| September | 711 | 523 | 457 |
| October | 842 | 691 | |
| November | 906 | 776 | |
| December | 949 | 843 | |
| January | 970 | 887 | |
| February | 1,119 | 992 | |
| March | 1,119 | 1,122 | |
| April | 1,119 | 1,122 | |
| May | 1,119 | 1,122 | |
| June | 1,119 | 1,122 | |

QUANTITY METRICS (rolling 12 month period)

| | Contract Quantity | Contract Base Number | Contract * | Area Team | Region | England |
|----------------------------------------------------------------------------------|-------------------|----------------------|------------|-----------|--------|---------|
| % of all assessments that were assess and fit appliances (case starts) | 49 | 76 | 64.5% | 82.4% | 61.5% | 57.9% |
| % of all assessments that were assess and refuse | 1 | 76 | 1.3% | 7.6% | 11.3% | 12.4% |
| % of all assessments that were assess and review | 26 | 76 | 34.2% | 9.9% | 27.3% | 29.7% |
| % of case starts with a reported IOTN of 3 and Aesthetic Component of 5 or below | 0 | 49 | N/A | 0.1% | 0.1% | 0.1% |
| % of case starts with a reported IOTN of 3 and Aesthetic Component of 6 or above | 0 | 49 | N/A | 4.2% | 3.5% | 4.0% |
| % of case starts with a reported IOTN of 4 | 49 | 49 | 100.0% | 82.5% | 79.4% | 78.0% |
| % of case starts with a reported IOTN of 5 | 0 | 49 | N/A | 12.8% | 16.4% | 16.6% |
| % of concluded courses in receipt of dual-arch fixed appliances | 0 | 41 | N/A | 70.3% | 76.1% | 74.0% |
| % of concluded courses where treatment was abandoned or discontinued | 9 | 41 | 22.0% | 7.0% | 8.6% | 8.5% |
| % of patients satisfied with the treatment they have received | 0 | 0 | N/A | 100.0% | 95.2% | 95.5% |

* Figures in italics indicate that the base number is less than 100.

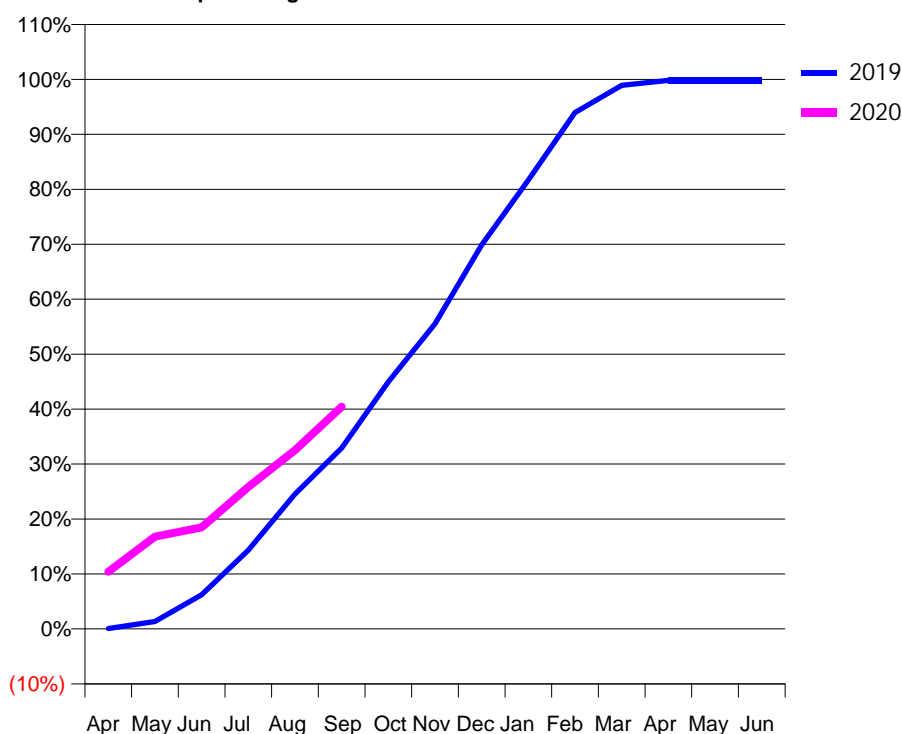
Q46 - Vital Signs Orthodontic At a Glance Contract Report for 104507/0001 - September 2019

| | | | |
|----------------------|----------------------------------|---------------------------------------------|---------------|
| Name or company name | Heaton Mersey Orthodontic Centre | 19/20 Contracted general activity (UDA) | 0 |
| Contract type name | PDS Contract | Carry forward general activity (UDA) | 0 |
| Purpose of contract | Orthodontic | 19/20 Contracted orthodontic activity (UOA) | 16,392 |
| Contract start date | 01/04/2006 | Carry forward orthodontic activity (UOA) | 0 |
| Contract end date | 31/03/2021 | Baseline contract value | £1,162,730.25 |

| ACCESS | Contract | England and Wales |
|----------------------------------------------|----------|-------------------|
| 24 month ratio of assessments to patient IDs | 1.02 | 1.07 |

| ACTIVITY | Contract |
|-------------------------------------------------------------------------------------------|----------|
| Contract assess and fit appliances (case starts) as a percentage of Area Team case starts | 9.1 % |

Cumulative percentage of contracted UOA delivered 2019 & 2020



| Month | Adjusted Scheduled Activity (UOA) | | |
|-----------|-----------------------------------|--------|-------|
| | 2018 | 2019 | 2020 |
| April | -222 | 15 | 1,708 |
| May | 573 | 219 | 2,752 |
| June | 914 | 1,020 | 3,029 |
| July | 2,690 | 2,352 | 4,237 |
| August | 3,246 | 4,023 | 5,332 |
| September | 5,065 | 5,396 | 6,630 |
| October | 6,277 | 7,374 | |
| November | 8,347 | 9,099 | |
| December | 8,709 | 11,453 | |
| January | 10,774 | 13,391 | |
| February | 12,287 | 15,406 | |
| March | 14,294 | 16,212 | |
| April | 16,344 | 16,361 | |
| May | 16,344 | 16,361 | |
| June | 16,344 | 16,361 | |

QUANTITY METRICS (rolling 12 month period)

| | Contract Quantity | Contract Base Number | Contract * | Area Team | Region | England |
|----------------------------------------------------------------------------------|-------------------|----------------------|------------|-----------|--------|---------|
| % of all assessments that were assess and fit appliances (case starts) | 838 | 965 | 86.8% | 82.4% | 61.5% | 57.9% |
| % of all assessments that were assess and refuse | 79 | 965 | 8.2% | 7.6% | 11.3% | 12.4% |
| % of all assessments that were assess and review | 48 | 965 | 5.0% | 9.9% | 27.3% | 29.7% |
| % of case starts with a reported IOTN of 3 and Aesthetic Component of 5 or below | 2 | 838 | 0.2% | 0.1% | 0.1% | 0.1% |
| % of case starts with a reported IOTN of 3 and Aesthetic Component of 6 or above | 40 | 838 | 4.8% | 4.2% | 3.5% | 4.0% |
| % of case starts with a reported IOTN of 4 | 694 | 838 | 82.8% | 82.5% | 79.4% | 78.0% |
| % of case starts with a reported IOTN of 5 | 100 | 838 | 11.9% | 12.8% | 16.4% | 16.6% |
| % of concluded courses in receipt of dual-arch fixed appliances | 778 | 885 | 87.9% | 70.3% | 76.1% | 74.0% |
| % of concluded courses where treatment was abandoned or discontinued | 96 | 885 | 10.8% | 7.0% | 8.6% | 8.5% |
| % of patients satisfied with the treatment they have received | 0 | 0 | N/A | 100.0% | 95.2% | 95.5% |

* Figures in italics indicate that the base number is less than 100.

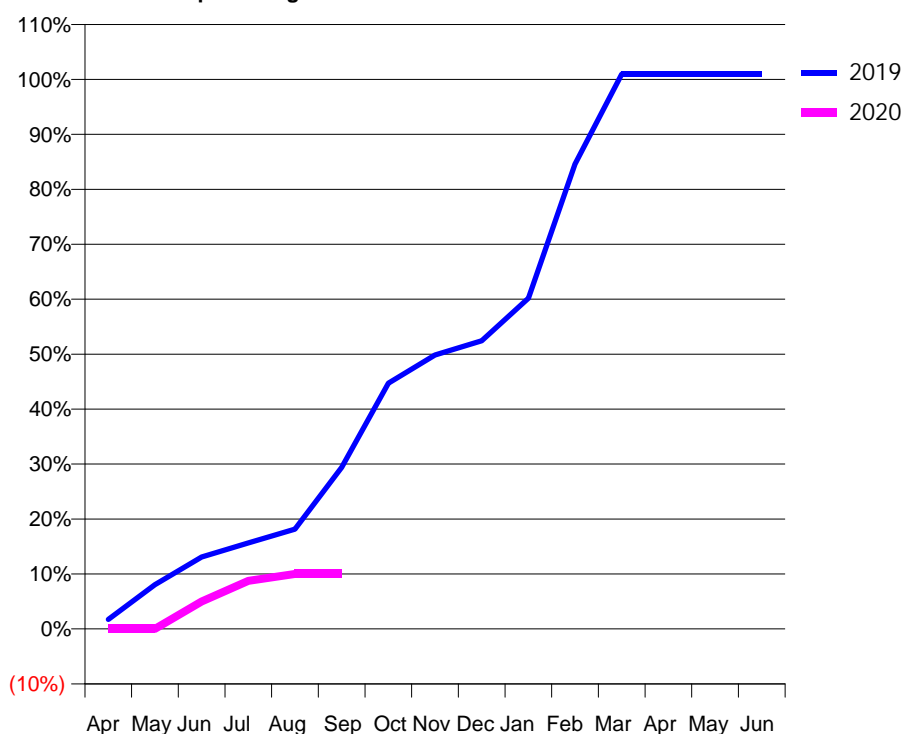
Q46 - Vital Signs Orthodontic At a Glance Contract Report for 108367/0001 - September 2019

| | | | |
|----------------------|---------------------------|---------------------------------------------|-------------|
| Name or company name | Bell Lane Dental Practice | 19/20 Contracted general activity (UDA) | 12,338 |
| Contract type name | GDS Contract | Carry forward general activity (UDA) | 0 |
| Purpose of contract | General and Orthodontic | 19/20 Contracted orthodontic activity (UOA) | 1,680 |
| Contract start date | 01/04/2012 | Carry forward orthodontic activity (UOA) | 0 |
| Contract end date | | Baseline contract value | £579,436.10 |

| ACCESS | Contract | England and Wales |
|----------------------------------------------|----------|-------------------|
| 24 month ratio of assessments to patient IDs | 1.00 | 1.07 |

| ACTIVITY | Contract |
|-------------------------------------------------------------------------------------------|----------|
| Contract assess and fit appliances (case starts) as a percentage of Area Team case starts | 0.7 % |

Cumulative percentage of contracted UOA delivered 2019 & 2020



| Month | Adjusted Scheduled Activity (UOA) | | |
|-----------|-----------------------------------|-------|------|
| | 2018 | 2019 | 2020 |
| April | 99 | 29 | 0 |
| May | 99 | 135 | 0 |
| June | 226 | 220 | 84 |
| July | 396 | 263 | 147 |
| August | 484 | 305 | 168 |
| September | 676 | 494 | 168 |
| October | 932 | 751 | |
| November | 1,037 | 837 | |
| December | 1,184 | 881 | |
| January | 1,415 | 1,011 | |
| February | 1,625 | 1,421 | |
| March | 1,625 | 1,696 | |
| April | 1,625 | 1,696 | |
| May | 1,625 | 1,696 | |
| June | 1,625 | 1,696 | |

QUANTITY METRICS (rolling 12 month period)

| | Contract Quantity | Contract Base Number | Contract * | Area Team | Region | England |
|----------------------------------------------------------------------------------|-------------------|----------------------|------------|-----------|--------|---------|
| % of all assessments that were assess and fit appliances (case starts) | 64 | 87 | 73.6% | 82.4% | 61.5% | 57.9% |
| % of all assessments that were assess and refuse | 23 | 87 | 26.4% | 7.6% | 11.3% | 12.4% |
| % of all assessments that were assess and review | 0 | 87 | 0.0% | 9.9% | 27.3% | 29.7% |
| % of case starts with a reported IOTN of 3 and Aesthetic Component of 5 or below | 0 | 64 | N/A | 0.1% | 0.1% | 0.1% |
| % of case starts with a reported IOTN of 3 and Aesthetic Component of 6 or above | 0 | 64 | N/A | 4.2% | 3.5% | 4.0% |
| % of case starts with a reported IOTN of 4 | 50 | 64 | 78.1% | 82.5% | 79.4% | 78.0% |
| % of case starts with a reported IOTN of 5 | 14 | 64 | 21.9% | 12.8% | 16.4% | 16.6% |
| % of concluded courses in receipt of dual-arch fixed appliances | 38 | 50 | 76.0% | 70.3% | 76.1% | 74.0% |
| % of concluded courses where treatment was abandoned or discontinued | 7 | 50 | 14.0% | 7.0% | 8.6% | 8.5% |
| % of patients satisfied with the treatment they have received | 0 | 0 | N/A | 100.0% | 95.2% | 95.5% |

* Figures in italics indicate that the base number is less than 100.

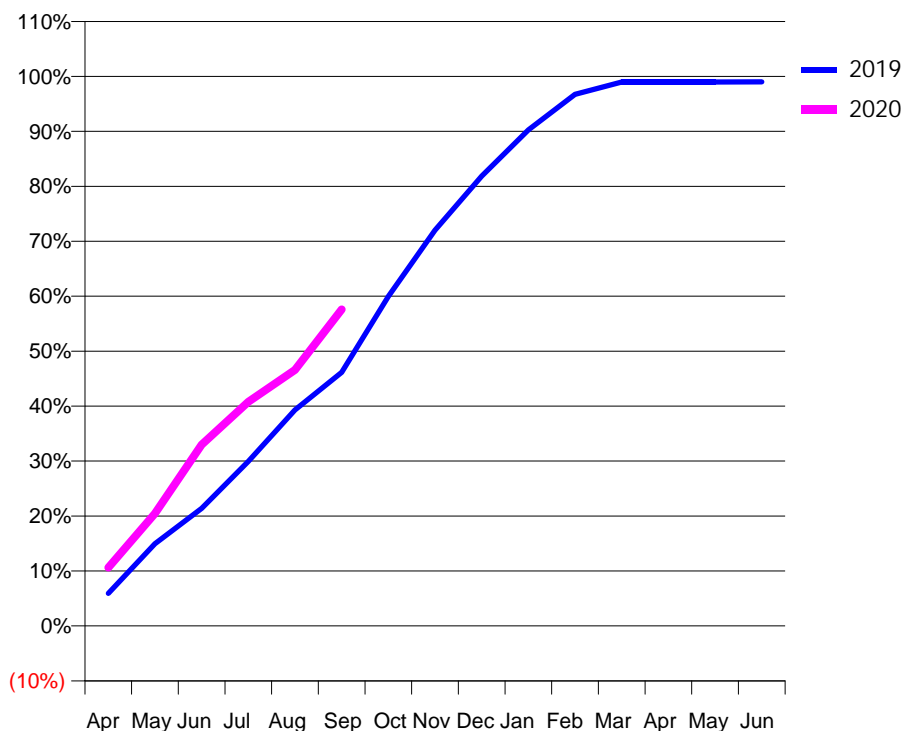
Q46 - Vital Signs Orthodontic At a Glance Contract Report for 125040/0001 - September 2019

| | | | |
|----------------------|-------------------------|---------------------------------------------|-------------|
| Name or company name | Red Rose Dental Group | 19/20 Contracted general activity (UDA) | 6,575 |
| Contract type name | GDS Contract | Carry forward general activity (UDA) | 0 |
| Purpose of contract | General and Orthodontic | 19/20 Contracted orthodontic activity (UOA) | 5,533 |
| Contract start date | 01/04/2013 | Carry forward orthodontic activity (UOA) | 0 |
| Contract end date | | Baseline contract value | £579,179.05 |

| ACCESS | Contract | England and Wales |
|----------------------------------------------|----------|-------------------|
| 24 month ratio of assessments to patient IDs | 1.04 | 1.07 |

| ACTIVITY | Contract |
|-------------------------------------------------------------------------------------------|----------|
| Contract assess and fit appliances (case starts) as a percentage of Area Team case starts | 3.1 % |

Cumulative percentage of contracted UOA delivered 2019 & 2020



| Month | Adjusted Scheduled Activity (UOA) | | |
|-----------|-----------------------------------|-------|-------|
| | 2018 | 2019 | 2020 |
| April | 387 | 328 | 588 |
| May | 946 | 828 | 1,132 |
| June | 1,513 | 1,183 | 1,826 |
| July | 1,929 | 1,657 | 2,257 |
| August | 2,425 | 2,174 | 2,577 |
| September | 2,838 | 2,553 | 3,187 |
| October | 3,324 | 3,318 | |
| November | 3,761 | 3,985 | |
| December | 4,307 | 4,528 | |
| January | 4,722 | 4,994 | |
| February | 5,175 | 5,352 | |
| March | 5,404 | 5,476 | |
| April | 5,514 | 5,476 | |
| May | 5,514 | 5,476 | |
| June | 5,514 | 5,477 | |

QUANTITY METRICS (rolling 12 month period)

| | Contract Quantity | Contract Base Number | Contract * | Area Team | Region | England |
|----------------------------------------------------------------------------------|-------------------|----------------------|------------|-----------|--------|---------|
| % of all assessments that were assess and fit appliances (case starts) | 281 | 538 | 52.2% | 82.4% | 61.5% | 57.9% |
| % of all assessments that were assess and refuse | 127 | 538 | 23.6% | 7.6% | 11.3% | 12.4% |
| % of all assessments that were assess and review | 130 | 538 | 24.2% | 9.9% | 27.3% | 29.7% |
| % of case starts with a reported IOTN of 3 and Aesthetic Component of 5 or below | 0 | 281 | N/A | 0.1% | 0.1% | 0.1% |
| % of case starts with a reported IOTN of 3 and Aesthetic Component of 6 or above | 17 | 281 | 6.0% | 4.2% | 3.5% | 4.0% |
| % of case starts with a reported IOTN of 4 | 217 | 281 | 77.2% | 82.5% | 79.4% | 78.0% |
| % of case starts with a reported IOTN of 5 | 47 | 281 | 16.7% | 12.8% | 16.4% | 16.6% |
| % of concluded courses in receipt of dual-arch fixed appliances | 236 | 249 | 94.8% | 70.3% | 76.1% | 74.0% |
| % of concluded courses where treatment was abandoned or discontinued | 9 | 249 | 3.6% | 7.0% | 8.6% | 8.5% |
| % of patients satisfied with the treatment they have received | 0 | 0 | N/A | 100.0% | 95.2% | 95.5% |

* Figures in italics indicate that the base number is less than 100.

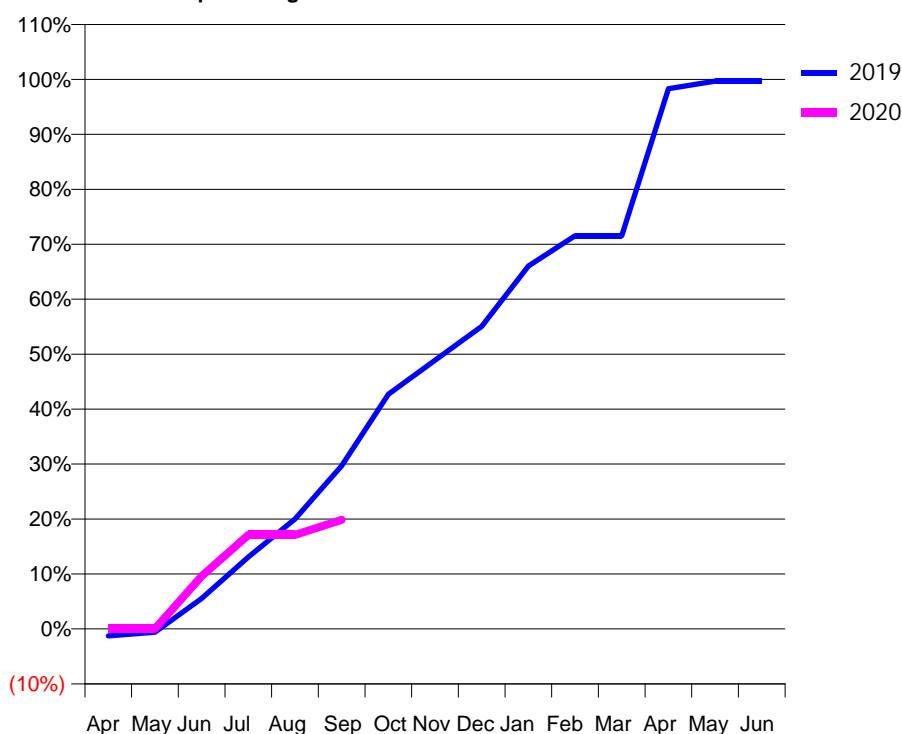
Q46 - Vital Signs Orthodontic At a Glance Contract Report for 126535/0001 - September 2019

| | | | |
|----------------------|------------------|---------------------------------------------|-------------|
| Name or company name | KML Orthodontics | 19/20 Contracted general activity (UDA) | 0 |
| Contract type name | PDS Contract | Carry forward general activity (UDA) | 0 |
| Purpose of contract | Orthodontic | 19/20 Contracted orthodontic activity (UOA) | 3,065 |
| Contract start date | 01/04/2012 | Carry forward orthodontic activity (UOA) | 0 |
| Contract end date | 31/03/2021 | Baseline contract value | £184,544.72 |

| ACCESS | Contract | England and Wales |
|----------------------------------------------|----------|-------------------|
| 24 month ratio of assessments to patient IDs | 1.00 | 1.07 |

| ACTIVITY | Contract |
|-------------------------------------------------------------------------------------------|----------|
| Contract assess and fit appliances (case starts) as a percentage of Area Team case starts | 1.4 % |

Cumulative percentage of contracted UOA delivered 2019 & 2020



| Month | Adjusted Scheduled Activity (UOA) | | |
|-----------|-----------------------------------|-------|------|
| | 2018 | 2019 | 2020 |
| April | -93 | -40 | 0 |
| May | -93 | -19 | 0 |
| June | -72 | 170 | 294 |
| July | 603 | 401 | 525 |
| August | 939 | 613 | 525 |
| September | 1,590 | 910 | 609 |
| October | 1,885 | 1,309 | |
| November | 2,053 | 1,498 | |
| December | 2,284 | 1,687 | |
| January | 2,284 | 2,024 | |
| February | 2,578 | 2,192 | |
| March | 2,641 | 2,192 | |
| April | 2,750 | 3,013 | |
| May | 2,983 | 3,055 | |
| June | 3,025 | 3,055 | |

QUANTITY METRICS (rolling 12 month period)

| | Contract Quantity | Contract Base Number | Contract * | Area Team | Region | England |
|----------------------------------------------------------------------------------|-------------------|----------------------|------------|-----------|--------|---------|
| % of all assessments that were assess and fit appliances (case starts) | 131 | 132 | 99.2% | 82.4% | 61.5% | 57.9% |
| % of all assessments that were assess and refuse | 1 | 132 | 0.8% | 7.6% | 11.3% | 12.4% |
| % of all assessments that were assess and review | 0 | 132 | 0.0% | 9.9% | 27.3% | 29.7% |
| % of case starts with a reported IOTN of 3 and Aesthetic Component of 5 or below | 0 | 131 | N/A | 0.1% | 0.1% | 0.1% |
| % of case starts with a reported IOTN of 3 and Aesthetic Component of 6 or above | 14 | 131 | 10.7% | 4.2% | 3.5% | 4.0% |
| % of case starts with a reported IOTN of 4 | 113 | 131 | 86.3% | 82.5% | 79.4% | 78.0% |
| % of case starts with a reported IOTN of 5 | 3 | 131 | 2.3% | 12.8% | 16.4% | 16.6% |
| % of concluded courses in receipt of dual-arch fixed appliances | 78 | 83 | 94.0% | 70.3% | 76.1% | 74.0% |
| % of concluded courses where treatment was abandoned or discontinued | 5 | 83 | 6.0% | 7.0% | 8.6% | 8.5% |
| % of patients satisfied with the treatment they have received | 0 | 0 | N/A | 100.0% | 95.2% | 95.5% |

* Figures in italics indicate that the base number is less than 100.

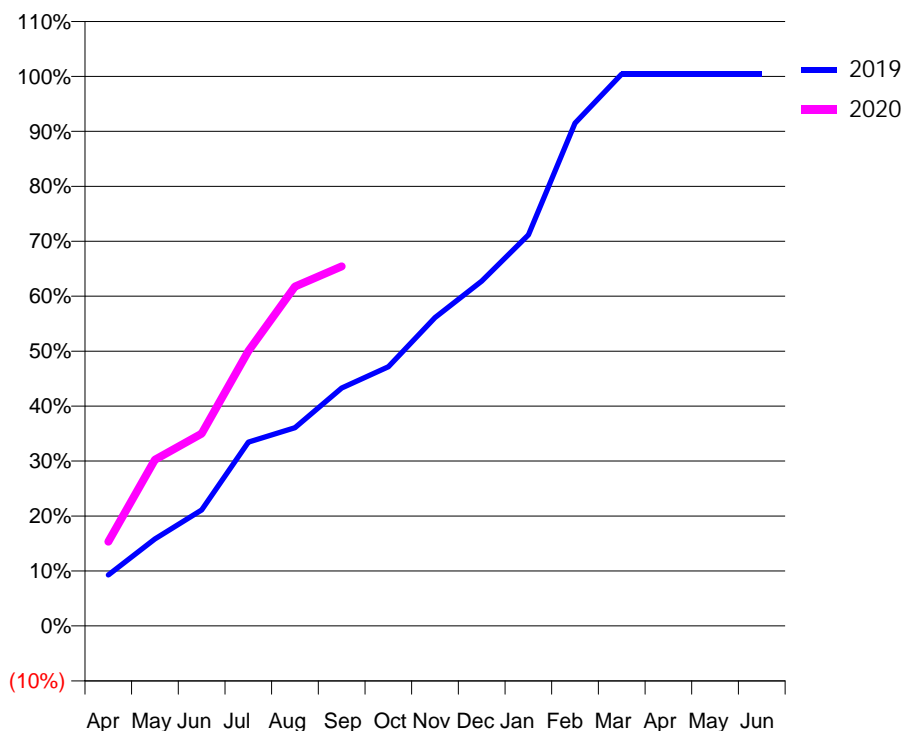
Q46 - Vital Signs Orthodontic At a Glance Contract Report for 136433/0001 - September 2019

| | | | |
|----------------------|------------------------------|---------------------------------------------|-------------|
| Name or company name | Links Associates Salford Ltd | 19/20 Contracted general activity (UDA) | 0 |
| Contract type name | PDS Contract | Carry forward general activity (UDA) | 0 |
| Purpose of contract | Orthodontic | 19/20 Contracted orthodontic activity (UOA) | 12,025 |
| Contract start date | 01/07/2014 | Carry forward orthodontic activity (UOA) | 0 |
| Contract end date | 31/03/2021 | Baseline contract value | £750,796.49 |

| ACCESS | Contract | England and Wales |
|----------------------------------------------|----------|-------------------|
| 24 month ratio of assessments to patient IDs | 1.00 | 1.07 |

| ACTIVITY | Contract |
|-------------------------------------------------------------------------------------------|----------|
| Contract assess and fit appliances (case starts) as a percentage of Area Team case starts | 7.6 % |

Cumulative percentage of contracted UOA delivered 2019 & 2020



| Month | Adjusted Scheduled Activity (UOA) | | |
|-----------|-----------------------------------|--------|-------|
| | 2018 | 2019 | 2020 |
| April | 1,384 | 1,117 | 1,843 |
| May | 4,143 | 1,904 | 3,636 |
| June | 4,521 | 2,536 | 4,205 |
| July | 5,195 | 4,022 | 6,015 |
| August | 5,533 | 4,339 | 7,424 |
| September | 5,743 | 5,204 | 7,865 |
| October | 6,289 | 5,670 | |
| November | 7,507 | 6,745 | |
| December | 8,897 | 7,545 | |
| January | 10,375 | 8,557 | |
| February | 11,964 | 11,003 | |
| March | 11,964 | 12,076 | |
| April | 12,027 | 12,076 | |
| May | 12,027 | 12,076 | |
| June | 12,027 | 12,076 | |

QUANTITY METRICS (rolling 12 month period)

| | Contract Quantity | Contract Base Number | Contract * | Area Team | Region | England |
|----------------------------------------------------------------------------------|-------------------|----------------------|------------|-----------|--------|---------|
| % of all assessments that were assess and fit appliances (case starts) | 702 | 702 | 100.0% | 82.4% | 61.5% | 57.9% |
| % of all assessments that were assess and refuse | 0 | 702 | 0.0% | 7.6% | 11.3% | 12.4% |
| % of all assessments that were assess and review | 0 | 702 | 0.0% | 9.9% | 27.3% | 29.7% |
| % of case starts with a reported IOTN of 3 and Aesthetic Component of 5 or below | 0 | 702 | N/A | 0.1% | 0.1% | 0.1% |
| % of case starts with a reported IOTN of 3 and Aesthetic Component of 6 or above | 21 | 702 | 3.0% | 4.2% | 3.5% | 4.0% |
| % of case starts with a reported IOTN of 4 | 585 | 702 | 83.3% | 82.5% | 79.4% | 78.0% |
| % of case starts with a reported IOTN of 5 | 92 | 702 | 13.1% | 12.8% | 16.4% | 16.6 % |
| % of concluded courses in receipt of dual-arch fixed appliances | 0 | 296 | N/A | 70.3% | 76.1% | 74.0% |
| % of concluded courses where treatment was abandoned or discontinued | 7 | 296 | 2.4% | 7.0% | 8.6% | 8.5% |
| % of patients satisfied with the treatment they have received | 1 | 1 | 100.0% | 100.0% | 95.2% | 95.5% |

* Figures in italics indicate that the base number is less than 100.

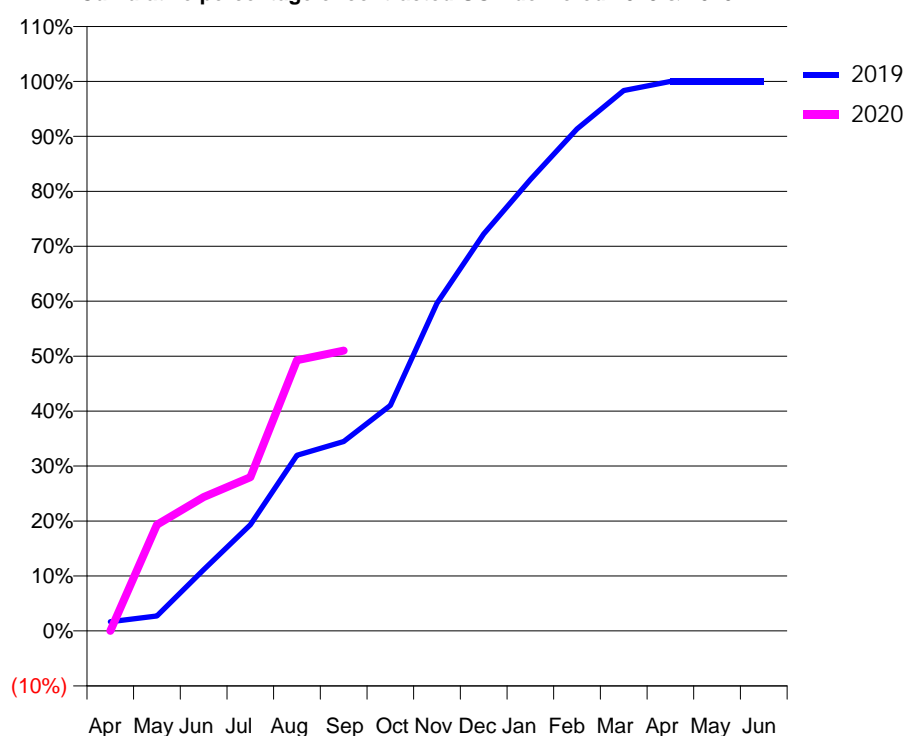
Q46 - Vital Signs Orthodontic At a Glance Contract Report for 137596/0001 - September 2019

| | | | |
|----------------------|--------------------|---------------------------------------------|-------------|
| Name or company name | Lotus Orthodontics | 19/20 Contracted general activity (UDA) | 0 |
| Contract type name | PDS Contract | Carry forward general activity (UDA) | 0 |
| Purpose of contract | Orthodontic | 19/20 Contracted orthodontic activity (UOA) | 2,500 |
| Contract start date | 21/01/2010 | Carry forward orthodontic activity (UOA) | 0 |
| Contract end date | 31/03/2021 | Baseline contract value | £149,776.99 |

| ACCESS | Contract | England and Wales |
|----------------------------------------------|----------|-------------------|
| 24 month ratio of assessments to patient IDs | 1.06 | 1.07 |

| ACTIVITY | Contract |
|-------------------------------------------------------------------------------------------|----------|
| Contract assess and fit appliances (case starts) as a percentage of Area Team case starts | 1.5 % |

Cumulative percentage of contracted UOA delivered 2019 & 2020



| Month | Adjusted Scheduled Activity (UOA) | | |
|-----------|-----------------------------------|-------|-------|
| | 2018 | 2019 | 2020 |
| April | 0 | 42 | 0 |
| May | 26 | 68 | 483 |
| June | 69 | 279 | 609 |
| July | 111 | 483 | 699 |
| August | 218 | 799 | 1,231 |
| September | 803 | 862 | 1,275 |
| October | 950 | 1,026 | |
| November | 979 | 1,491 | |
| December | 1,284 | 1,806 | |
| January | 1,285 | 2,053 | |
| February | 1,878 | 2,284 | |
| March | 2,472 | 2,458 | |
| April | 2,500 | 2,500 | |
| May | 2,500 | 2,500 | |
| June | 2,500 | 2,500 | |

QUANTITY METRICS (rolling 12 month period)

| | Contract Quantity | Contract Base Number | Contract * | Area Team | Region | England |
|----------------------------------------------------------------------------------|-------------------|----------------------|------------|-----------|--------|---------|
| % of all assessments that were assess and fit appliances (case starts) | 137 | 188 | 72.9% | 82.4% | 61.5% | 57.9% |
| % of all assessments that were assess and refuse | 25 | 188 | 13.3% | 7.6% | 11.3% | 12.4% |
| % of all assessments that were assess and review | 26 | 188 | 13.8% | 9.9% | 27.3% | 29.7% |
| % of case starts with a reported IOTN of 3 and Aesthetic Component of 5 or below | 0 | 137 | N/A | 0.1% | 0.1% | 0.1% |
| % of case starts with a reported IOTN of 3 and Aesthetic Component of 6 or above | 2 | 137 | 1.5% | 4.2% | 3.5% | 4.0% |
| % of case starts with a reported IOTN of 4 | 128 | 137 | 93.4% | 82.5% | 79.4% | 78.0% |
| % of case starts with a reported IOTN of 5 | 7 | 137 | 5.1% | 12.8% | 16.4% | 16.6 % |
| % of concluded courses in receipt of dual-arch fixed appliances | 96 | 96 | 100.0% | 70.3% | 76.1% | 74.0% |
| % of concluded courses where treatment was abandoned or discontinued | 0 | 96 | 0.0% | 7.0% | 8.6% | 8.5% |
| % of patients satisfied with the treatment they have received | 1 | 1 | 100.0% | 100.0% | 95.2% | 95.5% |

* Figures in italics indicate that the base number is less than 100.

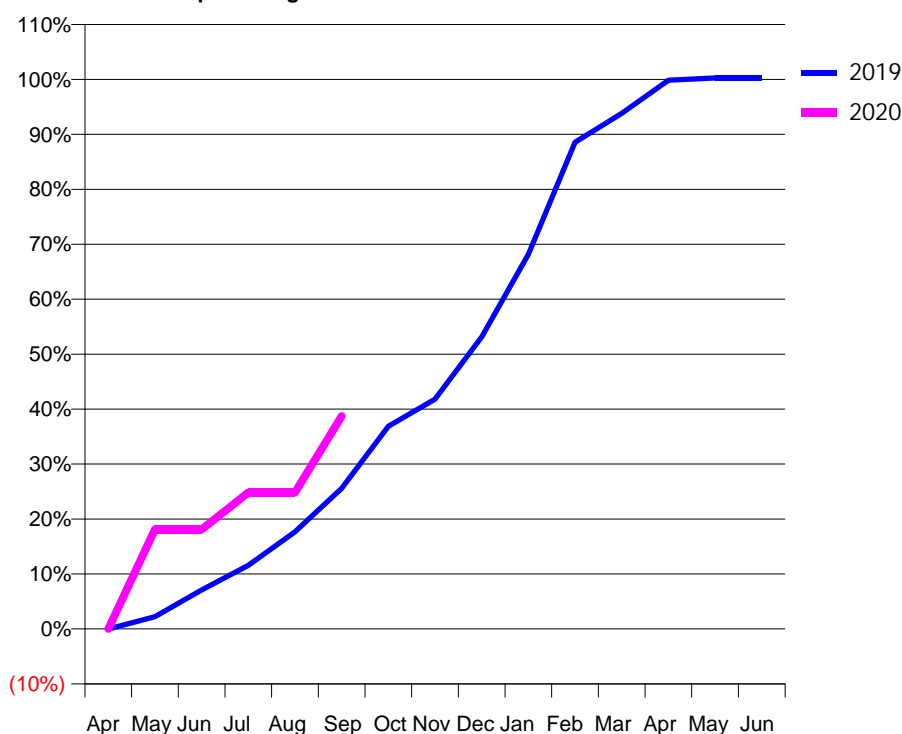
Q46 - Vital Signs Orthodontic At a Glance Contract Report for 155985/0002 - September 2019

| | | | |
|----------------------|--------------|---------------------------------------------|-------------|
| Name or company name | SMAO Ltd | 19/20 Contracted general activity (UDA) | 0 |
| Contract type name | PDS Contract | Carry forward general activity (UDA) | 0 |
| Purpose of contract | Orthodontic | 19/20 Contracted orthodontic activity (UOA) | 5,596 |
| Contract start date | 01/04/2012 | Carry forward orthodontic activity (UOA) | 0 |
| Contract end date | 31/03/2021 | Baseline contract value | £335,260.81 |

| ACCESS | Contract | England and Wales |
|----------------------------------------------|----------|-------------------|
| 24 month ratio of assessments to patient IDs | 1.00 | 1.07 |

| ACTIVITY | Contract |
|-------------------------------------------------------------------------------------------|----------|
| Contract assess and fit appliances (case starts) as a percentage of Area Team case starts | 3.3 % |

Cumulative percentage of contracted UOA delivered 2019 & 2020



| Month | Adjusted Scheduled Activity (UOA) | | |
|-----------|-----------------------------------|-------|-------|
| | 2018 | 2019 | 2020 |
| April | 1,081 | -2 | 0 |
| May | 1,788 | 124 | 1,012 |
| June | 2,219 | 397 | 1,012 |
| July | 2,580 | 649 | 1,390 |
| August | 3,258 | 989 | 1,390 |
| September | 3,390 | 1,432 | 2,167 |
| October | 3,820 | 2,064 | |
| November | 4,179 | 2,339 | |
| December | 4,452 | 2,973 | |
| January | 4,725 | 3,817 | |
| February | 5,189 | 4,955 | |
| March | 5,405 | 5,249 | |
| April | 5,594 | 5,587 | |
| May | 5,594 | 5,610 | |
| June | 5,594 | 5,610 | |

QUANTITY METRICS (rolling 12 month period)

| | Contract Quantity | Contract Base Number | Contract * | Area Team | Region | England |
|----------------------------------------------------------------------------------|-------------------|----------------------|------------|-----------|--------|---------|
| % of all assessments that were assess and fit appliances (case starts) | 301 | 301 | 100.0% | 82.4% | 61.5% | 57.9% |
| % of all assessments that were assess and refuse | 0 | 301 | 0.0% | 7.6% | 11.3% | 12.4% |
| % of all assessments that were assess and review | 0 | 301 | 0.0% | 9.9% | 27.3% | 29.7% |
| % of case starts with a reported IOTN of 3 and Aesthetic Component of 5 or below | 0 | 301 | N/A | 0.1% | 0.1% | 0.1% |
| % of case starts with a reported IOTN of 3 and Aesthetic Component of 6 or above | 7 | 301 | 2.3% | 4.2% | 3.5% | 4.0% |
| % of case starts with a reported IOTN of 4 | 248 | 301 | 82.4% | 82.5% | 79.4% | 78.0% |
| % of case starts with a reported IOTN of 5 | 45 | 301 | 15.0% | 12.8% | 16.4% | 16.6 % |
| % of concluded courses in receipt of dual-arch fixed appliances | 4 | 191 | 2.1% | 70.3% | 76.1% | 74.0% |
| % of concluded courses where treatment was abandoned or discontinued | 26 | 191 | 13.6% | 7.0% | 8.6% | 8.5% |
| % of patients satisfied with the treatment they have received | 1 | 1 | 100.0% | 100.0% | 95.2% | 95.5% |

* Figures in italics indicate that the base number is less than 100.

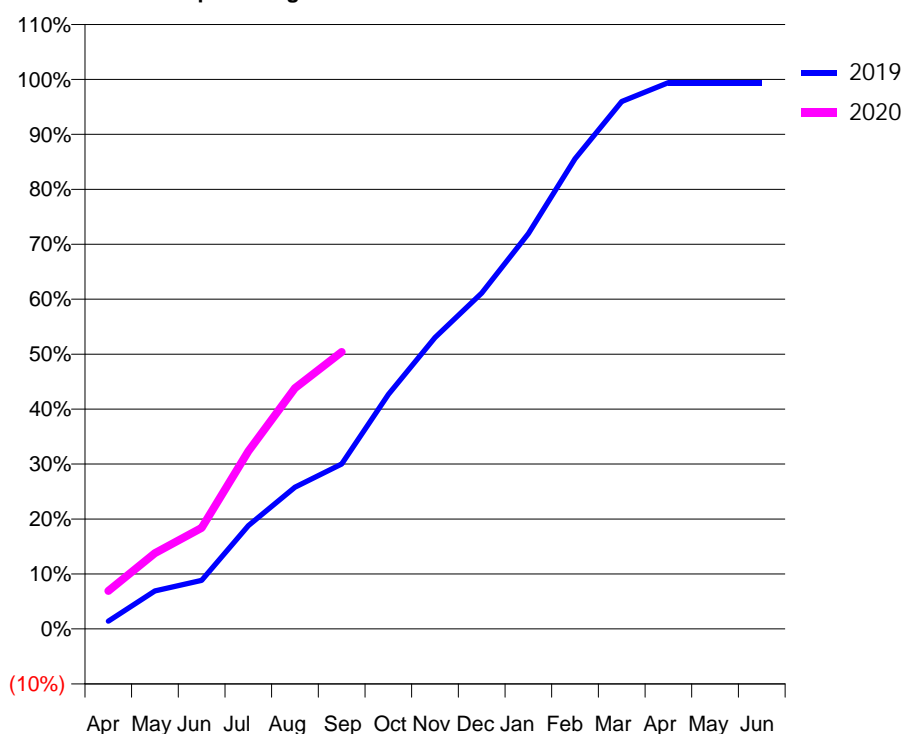
Q46 - Vital Signs Orthodontic At a Glance Contract Report for 159336/0001 - September 2019

| | | | |
|----------------------|-------------------------------|---------------------------------------------|-------------|
| Name or company name | Manchester Orthodontic Centre | 19/20 Contracted general activity (UDA) | 0 |
| Contract type name | PDS Contract | Carry forward general activity (UDA) | 0 |
| Purpose of contract | Orthodontic | 19/20 Contracted orthodontic activity (UOA) | 5,500 |
| Contract start date | 01/04/2014 | Carry forward orthodontic activity (UOA) | 0 |
| Contract end date | 31/03/2021 | Baseline contract value | £331,156.92 |

| ACCESS | Contract | England and Wales |
|----------------------------------------------|----------|-------------------|
| 24 month ratio of assessments to patient IDs | 1.04 | 1.07 |

| ACTIVITY | Contract |
|-------------------------------------------------------------------------------------------|----------|
| Contract assess and fit appliances (case starts) as a percentage of Area Team case starts | 3.4 % |

Cumulative percentage of contracted UOA delivered 2019 & 2020



| Month | Adjusted Scheduled Activity (UOA) | | |
|-----------|-----------------------------------|-------|-------|
| | 2018 | 2019 | 2020 |
| April | -21 | 78 | 381 |
| May | 126 | 381 | 759 |
| June | 273 | 486 | 1,012 |
| July | 609 | 1,034 | 1,778 |
| August | 973 | 1,418 | 2,410 |
| September | 1,381 | 1,651 | 2,771 |
| October | 1,892 | 2,347 | |
| November | 2,656 | 2,915 | |
| December | 3,104 | 3,362 | |
| January | 3,694 | 3,956 | |
| February | 4,582 | 4,705 | |
| March | 5,385 | 5,278 | |
| April | 5,493 | 5,468 | |
| May | 5,493 | 5,468 | |
| June | 5,493 | 5,468 | |

QUANTITY METRICS (rolling 12 month period)

| | Contract Quantity | Contract Base Number | Contract * | Area Team | Region | England |
|----------------------------------------------------------------------------------|-------------------|----------------------|------------|-----------|--------|---------|
| % of all assessments that were assess and fit appliances (case starts) | 312 | 339 | 92.0% | 82.4% | 61.5% | 57.9% |
| % of all assessments that were assess and refuse | 13 | 339 | 3.8% | 7.6% | 11.3% | 12.4% |
| % of all assessments that were assess and review | 14 | 339 | 4.1% | 9.9% | 27.3% | 29.7% |
| % of case starts with a reported IOTN of 3 and Aesthetic Component of 5 or below | 0 | 312 | N/A | 0.1% | 0.1% | 0.1% |
| % of case starts with a reported IOTN of 3 and Aesthetic Component of 6 or above | 41 | 312 | 13.1% | 4.2% | 3.5% | 4.0% |
| % of case starts with a reported IOTN of 4 | 235 | 312 | 75.3% | 82.5% | 79.4% | 78.0% |
| % of case starts with a reported IOTN of 5 | 36 | 312 | 11.5% | 12.8% | 16.4% | 16.6% |
| % of concluded courses in receipt of dual-arch fixed appliances | 187 | 208 | 89.9% | 70.3% | 76.1% | 74.0% |
| % of concluded courses where treatment was abandoned or discontinued | 12 | 208 | 5.8% | 7.0% | 8.6% | 8.5% |
| % of patients satisfied with the treatment they have received | 1 | 1 | 100.0% | 100.0% | 95.2% | 95.5% |

* Figures in italics indicate that the base number is less than 100.

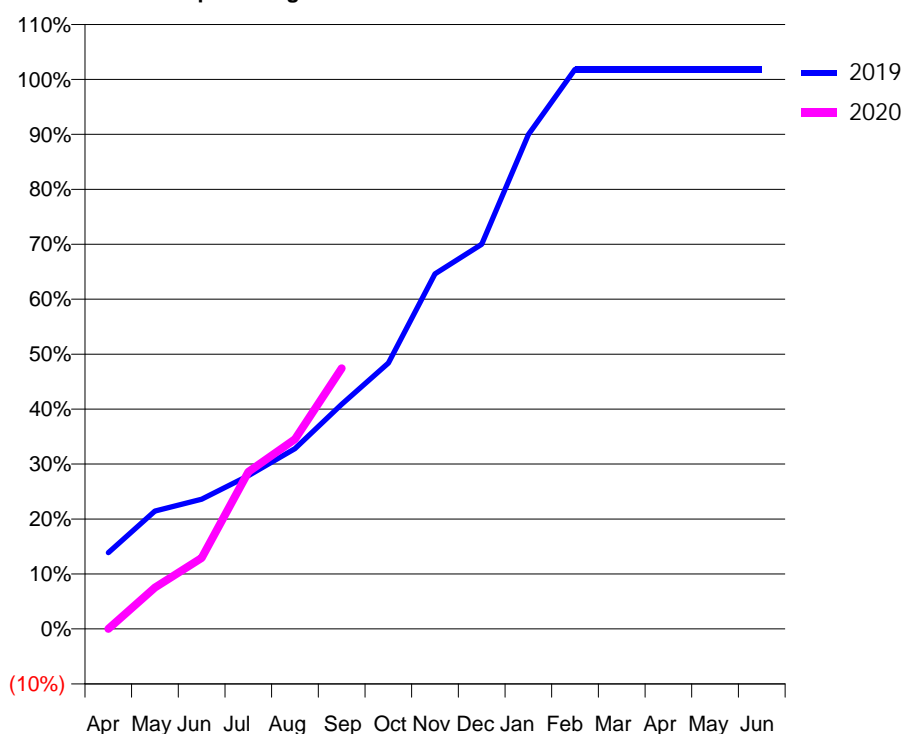
Q46 - Vital Signs Orthodontic At a Glance Contract Report for 175366/0001 - September 2019

| | | | |
|----------------------|-----------------------------|---------------------------------------------|-------------|
| Name or company name | Links Associates Ashton Ltd | 19/20 Contracted general activity (UDA) | 0 |
| Contract type name | PDS Contract | Carry forward general activity (UDA) | 0 |
| Purpose of contract | Orthodontic | 19/20 Contracted orthodontic activity (UOA) | 3,900 |
| Contract start date | 01/07/2014 | Carry forward orthodontic activity (UOA) | 0 |
| Contract end date | 31/03/2021 | Baseline contract value | £233,652.10 |

| ACCESS | Contract | England and Wales |
|----------------------------------------------|----------|-------------------|
| 24 month ratio of assessments to patient IDs | 1.04 | 1.07 |

| ACTIVITY | Contract |
|-------------------------------------------------------------------------------------------|----------|
| Contract assess and fit appliances (case starts) as a percentage of Area Team case starts | 2.4 % |

Cumulative percentage of contracted UOA delivered 2019 & 2020



| Month | Adjusted Scheduled Activity (UOA) | | |
|-----------|-----------------------------------|-------|-------|
| | 2018 | 2019 | 2020 |
| April | 423 | 542 | 0 |
| May | 1,057 | 836 | 294 |
| June | 1,078 | 920 | 504 |
| July | 1,246 | 1,088 | 1,115 |
| August | 1,458 | 1,279 | 1,346 |
| September | 1,609 | 1,594 | 1,850 |
| October | 1,821 | 1,888 | |
| November | 2,136 | 2,520 | |
| December | 2,451 | 2,730 | |
| January | 2,982 | 3,509 | |
| February | 3,996 | 3,971 | |
| March | 4,017 | 3,971 | |
| April | 4,017 | 3,971 | |
| May | 4,017 | 3,971 | |
| June | 4,017 | 3,971 | |

QUANTITY METRICS (rolling 12 month period)

| | Contract Quantity | Contract Base Number | Contract * | Area Team | Region | England |
|----------------------------------------------------------------------------------|-------------------|----------------------|------------|-----------|--------|---------|
| % of all assessments that were assess and fit appliances (case starts) | 220 | 220 | 100.0% | 82.4% | 61.5% | 57.9% |
| % of all assessments that were assess and refuse | 0 | 220 | 0.0% | 7.6% | 11.3% | 12.4% |
| % of all assessments that were assess and review | 0 | 220 | 0.0% | 9.9% | 27.3% | 29.7% |
| % of case starts with a reported IOTN of 3 and Aesthetic Component of 5 or below | 0 | 220 | N/A | 0.1% | 0.1% | 0.1% |
| % of case starts with a reported IOTN of 3 and Aesthetic Component of 6 or above | 2 | 220 | 0.9% | 4.2% | 3.5% | 4.0% |
| % of case starts with a reported IOTN of 4 | 169 | 220 | 76.8% | 82.5% | 79.4% | 78.0% |
| % of case starts with a reported IOTN of 5 | 46 | 220 | 20.9% | 12.8% | 16.4% | 16.6 % |
| % of concluded courses in receipt of dual-arch fixed appliances | 0 | 83 | N/A | 70.3% | 76.1% | 74.0% |
| % of concluded courses where treatment was abandoned or discontinued | 13 | 83 | 15.7% | 7.0% | 8.6% | 8.5% |
| % of patients satisfied with the treatment they have received | 0 | 0 | N/A | 100.0% | 95.2% | 95.5% |

* Figures in italics indicate that the base number is less than 100.

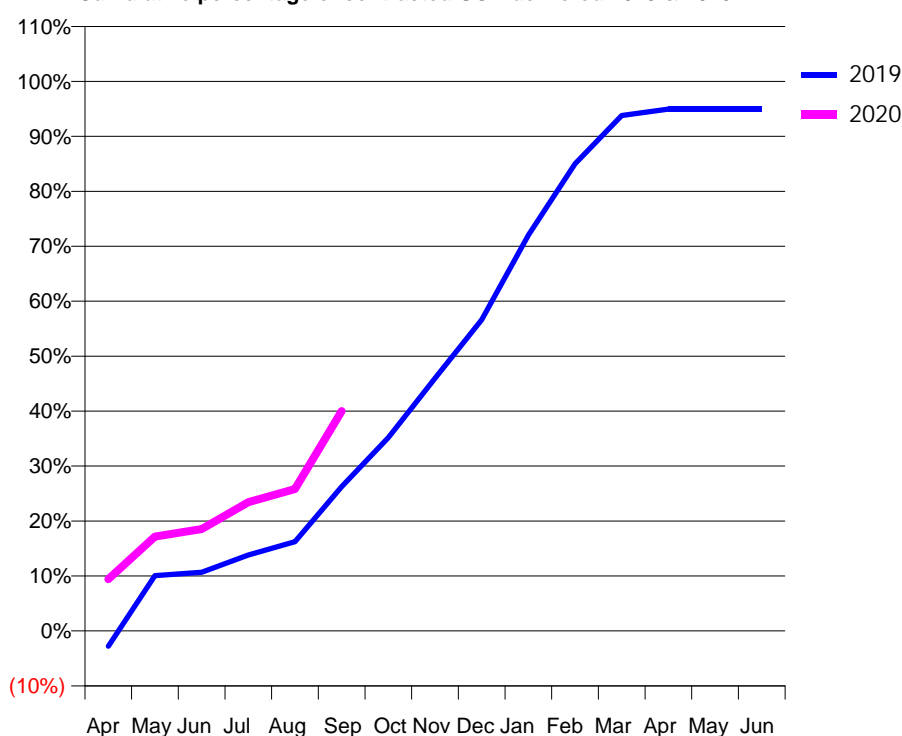
Q46 - Vital Signs Orthodontic At a Glance Contract Report for 184551/0001 - September 2019

| | | | |
|----------------------|-------------------------|---------------------------------------------|-------------|
| Name or company name | Bamford Dental Practice | 19/20 Contracted general activity (UDA) | 9,554 |
| Contract type name | GDS Contract | Carry forward general activity (UDA) | 0 |
| Purpose of contract | General and Orthodontic | 19/20 Contracted orthodontic activity (UOA) | 3,597 |
| Contract start date | 01/04/2006 | Carry forward orthodontic activity (UOA) | 0 |
| Contract end date | | Baseline contract value | £514,380.57 |

| ACCESS | Contract | England and Wales |
|----------------------------------------------|----------|-------------------|
| 24 month ratio of assessments to patient IDs | 1.03 | 1.07 |

| ACTIVITY | Contract |
|-------------------------------------------------------------------------------------------|----------|
| Contract assess and fit appliances (case starts) as a percentage of Area Team case starts | 2.1 % |

Cumulative percentage of contracted UOA delivered 2019 & 2020



| Month | Adjusted Scheduled Activity (UOA) | | |
|-----------|-----------------------------------|-------|-------|
| | 2018 | 2019 | 2020 |
| April | -52 | -101 | 339 |
| May | 358 | 362 | 618 |
| June | 743 | 384 | 667 |
| July | 1,548 | 497 | 843 |
| August | 1,823 | 584 | 929 |
| September | 2,312 | 945 | 1,439 |
| October | 2,554 | 1,266 | |
| November | 2,752 | 1,654 | |
| December | 2,993 | 2,037 | |
| January | 3,105 | 2,591 | |
| February | 3,237 | 3,057 | |
| March | 3,385 | 3,373 | |
| April | 3,452 | 3,415 | |
| May | 3,452 | 3,415 | |
| June | 3,452 | 3,415 | |

QUANTITY METRICS (rolling 12 month period)

| | Contract Quantity | Contract Base Number | Contract * | Area Team | Region | England |
|----------------------------------------------------------------------------------|-------------------|----------------------|------------|-----------|--------|---------|
| % of all assessments that were assess and fit appliances (case starts) | 192 | 244 | 78.7% | 82.4% | 61.5% | 57.9% |
| % of all assessments that were assess and refuse | 16 | 244 | 6.6% | 7.6% | 11.3% | 12.4% |
| % of all assessments that were assess and review | 36 | 244 | 14.8% | 9.9% | 27.3% | 29.7% |
| % of case starts with a reported IOTN of 3 and Aesthetic Component of 5 or below | 0 | 192 | N/A | 0.1% | 0.1% | 0.1% |
| % of case starts with a reported IOTN of 3 and Aesthetic Component of 6 or above | 3 | 192 | 1.6% | 4.2% | 3.5% | 4.0% |
| % of case starts with a reported IOTN of 4 | 169 | 192 | 88.0% | 82.5% | 79.4% | 78.0% |
| % of case starts with a reported IOTN of 5 | 20 | 192 | 10.4% | 12.8% | 16.4% | 16.6% |
| % of concluded courses in receipt of dual-arch fixed appliances | 74 | 85 | 87.1% | 70.3% | 76.1% | 74.0% |
| % of concluded courses where treatment was abandoned or discontinued | 9 | 85 | 10.6% | 7.0% | 8.6% | 8.5% |
| % of patients satisfied with the treatment they have received | 0 | 0 | N/A | 100.0% | 95.2% | 95.5% |

* Figures in italics indicate that the base number is less than 100.

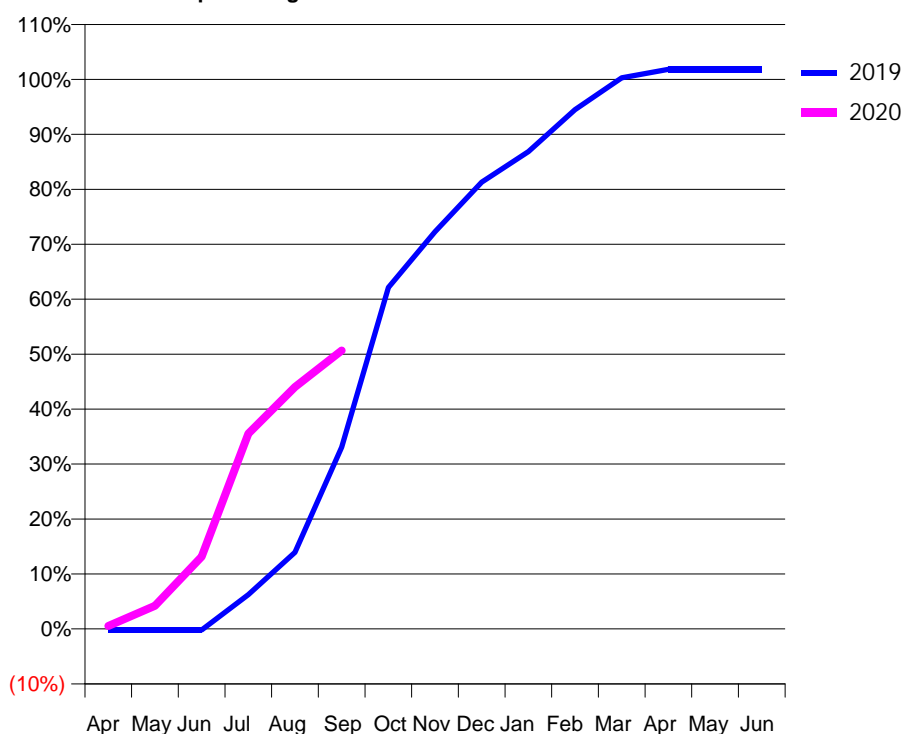
Q46 - Vital Signs Orthodontic At a Glance Contract Report for 190063/0004 - September 2019

| | | | |
|----------------------|-------------------------------|---------------------------------------------|-------------|
| Name or company name | Denton Orthodontic Centre Ltd | 19/20 Contracted general activity (UDA) | 0 |
| Contract type name | PDS Contract | Carry forward general activity (UDA) | 0 |
| Purpose of contract | Orthodontic | 19/20 Contracted orthodontic activity (UOA) | 4,232 |
| Contract start date | 01/04/2012 | Carry forward orthodontic activity (UOA) | 0 |
| Contract end date | 31/03/2021 | Baseline contract value | £253,542.47 |

| ACCESS | Contract | England and Wales |
|----------------------------------------------|----------|-------------------|
| 24 month ratio of assessments to patient IDs | 1.01 | 1.07 |

| ACTIVITY | Contract |
|-------------------------------------------------------------------------------------------|----------|
| Contract assess and fit appliances (case starts) as a percentage of Area Team case starts | 2.6 % |

Cumulative percentage of contracted UOA delivered 2019 & 2020



| Month | Adjusted Scheduled Activity (UOA) | | |
|-----------|-----------------------------------|-------|-------|
| | 2018 | 2019 | 2020 |
| April | 61 | -9 | 23 |
| May | 126 | -9 | 178 |
| June | 147 | -9 | 556 |
| July | 622 | 264 | 1,504 |
| August | 1,104 | 590 | 1,863 |
| September | 1,171 | 1,399 | 2,144 |
| October | 1,536 | 2,630 | |
| November | 2,236 | 3,058 | |
| December | 2,344 | 3,441 | |
| January | 2,723 | 3,676 | |
| February | 3,508 | 3,999 | |
| March | 4,077 | 4,244 | |
| April | 4,223 | 4,310 | |
| May | 4,223 | 4,310 | |
| June | 4,223 | 4,310 | |

QUANTITY METRICS (rolling 12 month period)

| | Contract Quantity | Contract Base Number | Contract * | Area Team | Region | England |
|----------------------------------------------------------------------------------|-------------------|----------------------|------------|-----------|--------|---------|
| % of all assessments that were assess and fit appliances (case starts) | 237 | 308 | 76.9% | 82.4% | 61.5% | 57.9% |
| % of all assessments that were assess and refuse | 56 | 308 | 18.2% | 7.6% | 11.3% | 12.4% |
| % of all assessments that were assess and review | 15 | 308 | 4.9% | 9.9% | 27.3% | 29.7% |
| % of case starts with a reported IOTN of 3 and Aesthetic Component of 5 or below | 1 | 237 | 0.4% | 0.1% | 0.1% | 0.1% |
| % of case starts with a reported IOTN of 3 and Aesthetic Component of 6 or above | 15 | 237 | 6.3% | 4.2% | 3.5% | 4.0% |
| % of case starts with a reported IOTN of 4 | 158 | 237 | 66.7% | 82.5% | 79.4% | 78.0% |
| % of case starts with a reported IOTN of 5 | 62 | 237 | 26.2% | 12.8% | 16.4% | 16.6 % |
| % of concluded courses in receipt of dual-arch fixed appliances | 126 | 137 | 92.0% | 70.3% | 76.1% | 74.0% |
| % of concluded courses where treatment was abandoned or discontinued | 8 | 137 | 5.8% | 7.0% | 8.6% | 8.5% |
| % of patients satisfied with the treatment they have received | 2 | 2 | 100.0% | 100.0% | 95.2% | 95.5% |

* Figures in italics indicate that the base number is less than 100.

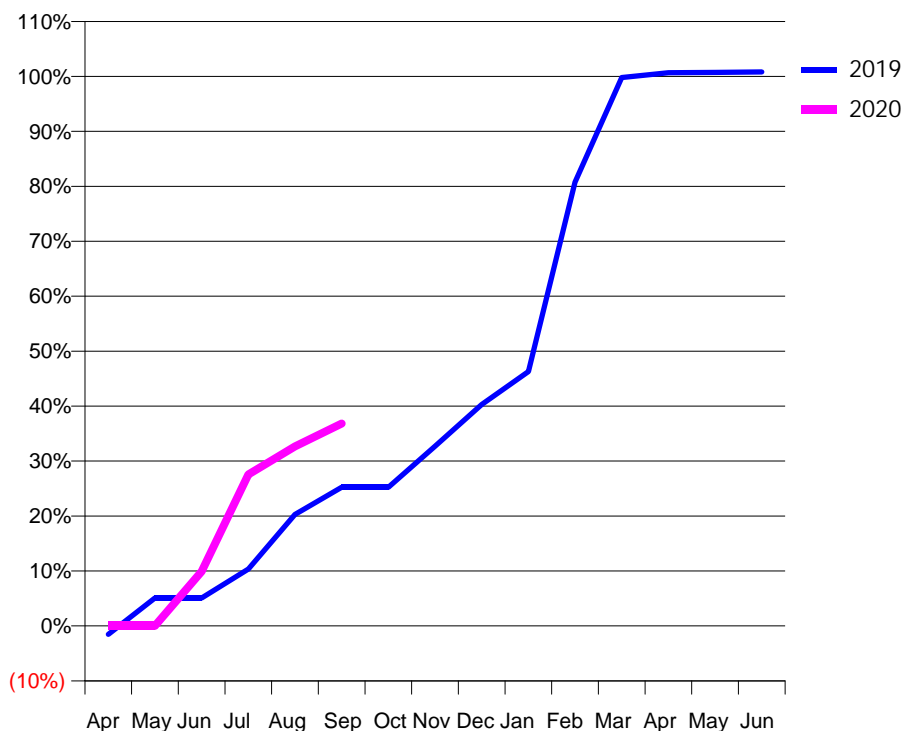
Q46 - Vital Signs Orthodontic At a Glance Contract Report for 190470/0007 - September 2019

| | | | |
|----------------------|-------------------------|---------------------------------------------|---------------|
| Name or company name | G.k.A (1996) Ltd | 19/20 Contracted general activity (UDA) | 40,268 |
| Contract type name | GDS Contract | Carry forward general activity (UDA) | 0 |
| Purpose of contract | General and Orthodontic | 19/20 Contracted orthodontic activity (UOA) | 2,541 |
| Contract start date | 01/05/2009 | Carry forward orthodontic activity (UOA) | 0 |
| Contract end date | | Baseline contract value | £1,323,028.47 |

| ACCESS | Contract | England and Wales |
|----------------------------------------------|----------|-------------------|
| 24 month ratio of assessments to patient IDs | 1.04 | 1.07 |

| ACTIVITY | Contract |
|-------------------------------------------------------------------------------------------|----------|
| Contract assess and fit appliances (case starts) as a percentage of Area Team case starts | 1.4 % |

Cumulative percentage of contracted UOA delivered 2019 & 2020



| Month | Adjusted Scheduled Activity (UOA) | | |
|-----------|-----------------------------------|-------|------|
| | 2018 | 2019 | 2020 |
| April | -20 | -39 | 0 |
| May | -20 | 129 | 0 |
| June | 568 | 129 | 252 |
| July | 568 | 263 | 701 |
| August | 715 | 515 | 830 |
| September | 1,297 | 641 | 936 |
| October | 1,530 | 641 | |
| November | 1,719 | 831 | |
| December | 1,719 | 1,024 | |
| January | 1,734 | 1,176 | |
| February | 1,734 | 2,052 | |
| March | 2,334 | 2,536 | |
| April | 2,502 | 2,558 | |
| May | 2,502 | 2,559 | |
| June | 2,502 | 2,561 | |

QUANTITY METRICS (rolling 12 month period)

| | Contract Quantity | Contract Base Number | Contract * | Area Team | Region | England |
|----------------------------------------------------------------------------------|-------------------|----------------------|------------|-----------|--------|---------|
| % of all assessments that were assess and fit appliances (case starts) | 133 | 215 | 61.9% | 82.4% | 61.5% | 57.9% |
| % of all assessments that were assess and refuse | 5 | 215 | 2.3% | 7.6% | 11.3% | 12.4% |
| % of all assessments that were assess and review | 77 | 215 | 35.8% | 9.9% | 27.3% | 29.7% |
| % of case starts with a reported IOTN of 3 and Aesthetic Component of 5 or below | 1 | 133 | 0.8% | 0.1% | 0.1% | 0.1% |
| % of case starts with a reported IOTN of 3 and Aesthetic Component of 6 or above | 1 | 133 | 0.8% | 4.2% | 3.5% | 4.0% |
| % of case starts with a reported IOTN of 4 | 119 | 133 | 89.5% | 82.5% | 79.4% | 78.0% |
| % of case starts with a reported IOTN of 5 | 12 | 133 | 9.0% | 12.8% | 16.4% | 16.6 % |
| % of concluded courses in receipt of dual-arch fixed appliances | 90 | 95 | 94.7% | 70.3% | 76.1% | 74.0% |
| % of concluded courses where treatment was abandoned or discontinued | 3 | 95 | 3.2% | 7.0% | 8.6% | 8.5% |
| % of patients satisfied with the treatment they have received | 0 | 0 | N/A | 100.0% | 95.2% | 95.5% |

* Figures in italics indicate that the base number is less than 100.

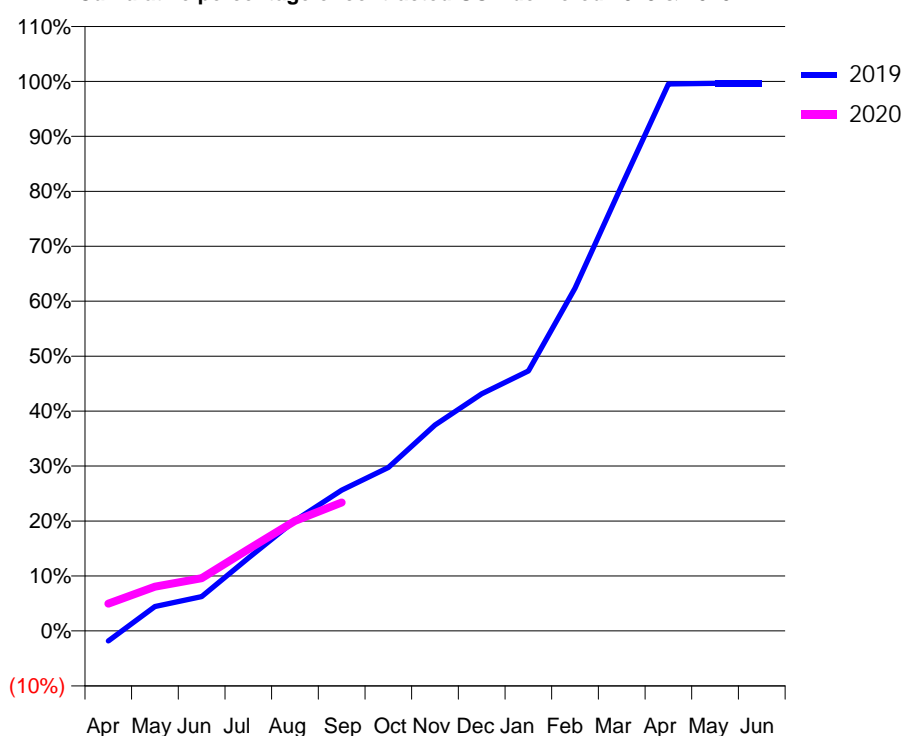
Q46 - Vital Signs Orthodontic At a Glance Contract Report for 193496/0002 - September 2019

| | | | |
|----------------------|----------------------|---------------------------------------------|---------------|
| Name or company name | Dentalign & Ormskirk | 19/20 Contracted general activity (UDA) | 0 |
| Contract type name | PDS Contract | Carry forward general activity (UDA) | 0 |
| Purpose of contract | Orthodontic | 19/20 Contracted orthodontic activity (UOA) | 16,345 |
| Contract start date | 01/04/2008 | Carry forward orthodontic activity (UOA) | 55 |
| Contract end date | 31/03/2020 | Baseline contract value | £1,002,031.56 |

| ACCESS | Contract | England and Wales |
|----------------------------------------------|----------|-------------------|
| 24 month ratio of assessments to patient IDs | 1.00 | 1.07 |

| ACTIVITY | Contract |
|-------------------------------------------------------------------------------------------|----------|
| Contract assess and fit appliances (case starts) as a percentage of Area Team case starts | 8.3 % |

Cumulative percentage of contracted UOA delivered 2019 & 2020



| Month | Adjusted Scheduled Activity (UOA) | | |
|-----------|-----------------------------------|--------|-------|
| | 2018 | 2019 | 2020 |
| April | 63 | -300 | 811 |
| May | 273 | 729 | 1,315 |
| June | 882 | 1,023 | 1,567 |
| July | 2,205 | 2,169 | 2,430 |
| August | 3,213 | 3,282 | 3,274 |
| September | 4,074 | 4,185 | 3,820 |
| October | 5,481 | 4,861 | |
| November | 6,006 | 6,128 | |
| December | 6,573 | 7,054 | |
| January | 7,925 | 7,731 | |
| February | 10,144 | 10,190 | |
| March | 13,472 | 13,250 | |
| April | 15,814 | 16,269 | |
| May | 15,814 | 16,290 | |
| June | 15,814 | 16,290 | |

QUANTITY METRICS (rolling 12 month period)

| | Contract Quantity | Contract Base Number | Contract * | Area Team | Region | England |
|----------------------------------------------------------------------------------|-------------------|----------------------|------------|-----------|--------|---------|
| % of all assessments that were assess and fit appliances (case starts) | 767 | 773 | 99.2% | 82.4% | 61.5% | 57.9% |
| % of all assessments that were assess and refuse | 6 | 773 | 0.8% | 7.6% | 11.3% | 12.4% |
| % of all assessments that were assess and review | 0 | 773 | 0.0% | 9.9% | 27.3% | 29.7% |
| % of case starts with a reported IOTN of 3 and Aesthetic Component of 5 or below | 0 | 767 | N/A | 0.1% | 0.1% | 0.1% |
| % of case starts with a reported IOTN of 3 and Aesthetic Component of 6 or above | 28 | 767 | 3.7% | 4.2% | 3.5% | 4.0% |
| % of case starts with a reported IOTN of 4 | 601 | 767 | 78.4% | 82.5% | 79.4% | 78.0% |
| % of case starts with a reported IOTN of 5 | 134 | 767 | 17.5% | 12.8% | 16.4% | 16.6 % |
| % of concluded courses in receipt of dual-arch fixed appliances | 452 | 504 | 89.7% | 70.3% | 76.1% | 74.0% |
| % of concluded courses where treatment was abandoned or discontinued | 26 | 504 | 5.2% | 7.0% | 8.6% | 8.5% |
| % of patients satisfied with the treatment they have received | 1 | 1 | 100.0% | 100.0% | 95.2% | 95.5% |

* Figures in italics indicate that the base number is less than 100.

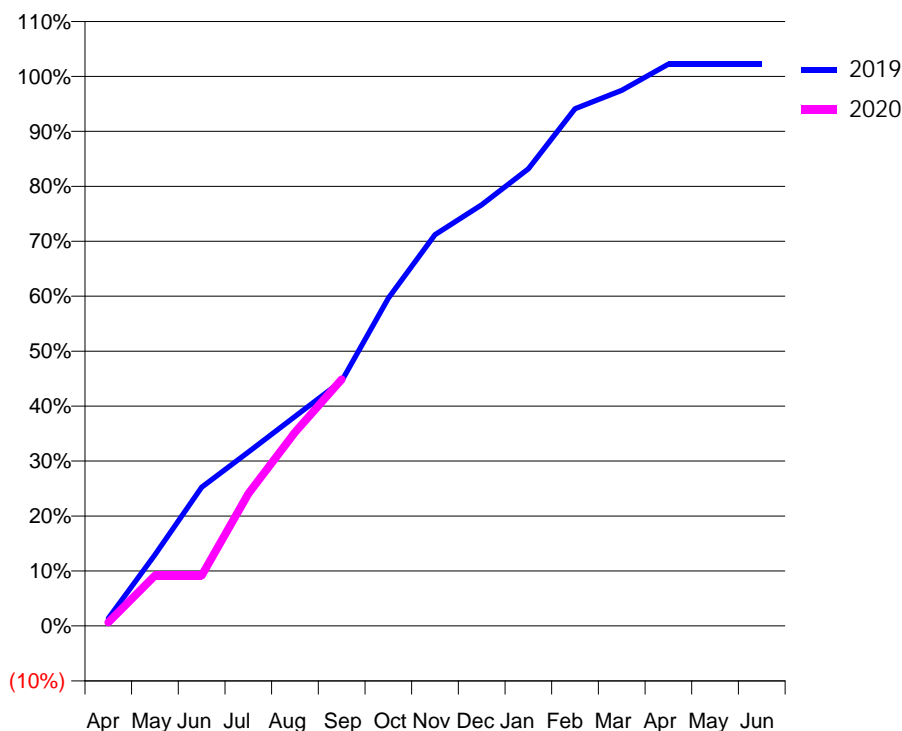
Q46 - Vital Signs Orthodontic At a Glance Contract Report for 198889/0002 - September 2019

| | | | |
|----------------------|---------------------|---------------------------------------------|-------------|
| Name or company name | Kings Dental Centre | 19/20 Contracted general activity (UDA) | 0 |
| Contract type name | PDS Contract | Carry forward general activity (UDA) | 0 |
| Purpose of contract | Orthodontic | 19/20 Contracted orthodontic activity (UOA) | 3,274 |
| Contract start date | 01/05/2015 | Carry forward orthodontic activity (UOA) | 0 |
| Contract end date | 31/03/2021 | Baseline contract value | £197,188.90 |

| ACCESS | Contract | England and Wales |
|----------------------------------------------|----------|-------------------|
| 24 month ratio of assessments to patient IDs | 1.00 | 1.07 |

| ACTIVITY | Contract |
|-------------------------------------------------------------------------------------------|----------|
| Contract assess and fit appliances (case starts) as a percentage of Area Team case starts | 1.7 % |

Cumulative percentage of contracted UOA delivered 2019 & 2020



| Month | Adjusted Scheduled Activity (UOA) | | |
|-----------|-----------------------------------|-------|-------|
| | 2018 | 2019 | 2020 |
| April | 15 | 46 | 22 |
| May | 59 | 424 | 300 |
| June | 290 | 826 | 300 |
| July | 815 | 1,036 | 788 |
| August | 1,068 | 1,248 | 1,153 |
| September | 1,282 | 1,459 | 1,469 |
| October | 1,752 | 1,953 | |
| November | 1,970 | 2,331 | |
| December | 2,393 | 2,509 | |
| January | 2,624 | 2,723 | |
| February | 2,771 | 3,081 | |
| March | 3,255 | 3,190 | |
| April | 3,278 | 3,347 | |
| May | 3,278 | 3,347 | |
| June | 3,278 | 3,347 | |

QUANTITY METRICS (rolling 12 month period)

| | Contract Quantity | Contract Base Number | Contract * | Area Team | Region | England |
|----------------------------------------------------------------------------------|-------------------|----------------------|------------|-----------|--------|---------|
| % of all assessments that were assess and fit appliances (case starts) | 160 | 196 | 81.6% | 82.4% | 61.5% | 57.9% |
| % of all assessments that were assess and refuse | 35 | 196 | 17.9% | 7.6% | 11.3% | 12.4% |
| % of all assessments that were assess and review | 1 | 196 | 0.5% | 9.9% | 27.3% | 29.7% |
| % of case starts with a reported IOTN of 3 and Aesthetic Component of 5 or below | 0 | 160 | N/A | 0.1% | 0.1% | 0.1% |
| % of case starts with a reported IOTN of 3 and Aesthetic Component of 6 or above | 0 | 160 | N/A | 4.2% | 3.5% | 4.0% |
| % of case starts with a reported IOTN of 4 | 145 | 160 | 90.6% | 82.5% | 79.4% | 78.0% |
| % of case starts with a reported IOTN of 5 | 15 | 160 | 9.4% | 12.8% | 16.4% | 16.6 % |
| % of concluded courses in receipt of dual-arch fixed appliances | 141 | 154 | 91.6% | 70.3% | 76.1% | 74.0% |
| % of concluded courses where treatment was abandoned or discontinued | 10 | 154 | 6.5% | 7.0% | 8.6% | 8.5% |
| % of patients satisfied with the treatment they have received | 0 | 0 | N/A | 100.0% | 95.2% | 95.5% |

* Figures in italics indicate that the base number is less than 100.

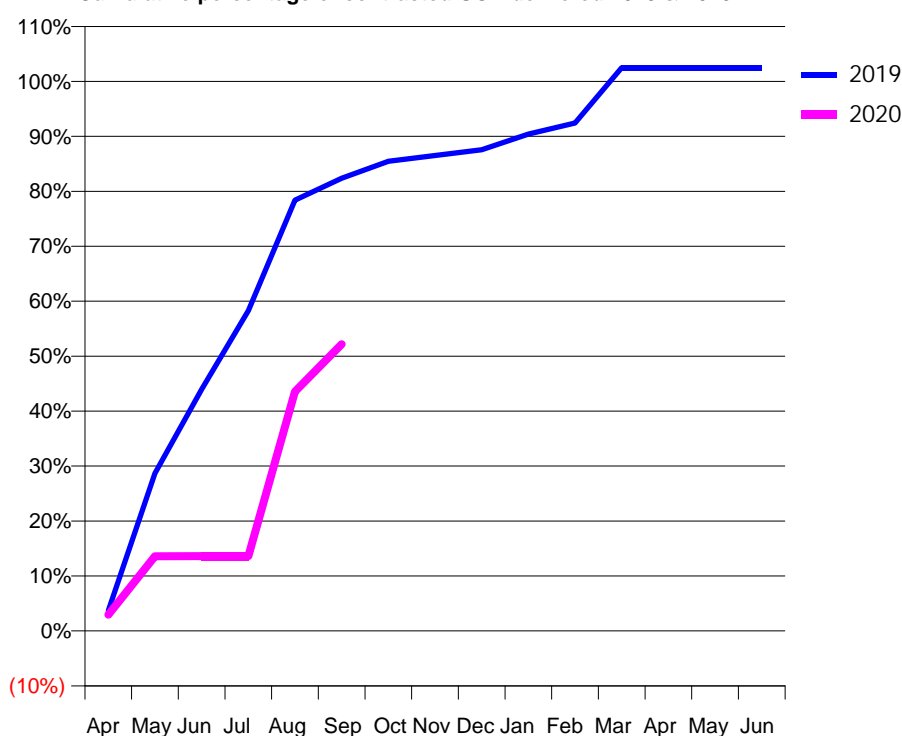
Q46 - Vital Signs Orthodontic At a Glance Contract Report for 198889/0003 - September 2019

| | | | |
|----------------------|---------------------|---------------------------------------------|-------------|
| Name or company name | Kings Dental Centre | 19/20 Contracted general activity (UDA) | 0 |
| Contract type name | PDS Contract | Carry forward general activity (UDA) | 0 |
| Purpose of contract | Orthodontic | 19/20 Contracted orthodontic activity (UOA) | 2,200 |
| Contract start date | 01/05/2015 | Carry forward orthodontic activity (UOA) | 0 |
| Contract end date | 31/03/2021 | Baseline contract value | £131,803.73 |

| ACCESS | Contract | England and Wales |
|----------------------------------------------|----------|-------------------|
| 24 month ratio of assessments to patient IDs | 1.00 | 1.07 |

| ACTIVITY | Contract |
|-------------------------------------------------------------------------------------------|----------|
| Contract assess and fit appliances (case starts) as a percentage of Area Team case starts | 0.8 % |

Cumulative percentage of contracted UOA delivered 2019 & 2020



| Month | Adjusted Scheduled Activity (UOA) | | |
|-----------|-----------------------------------|-------|-------|
| | 2018 | 2019 | 2020 |
| April | -1 | 82 | 65 |
| May | 168 | 631 | 299 |
| June | 336 | 967 | 300 |
| July | 845 | 1,282 | 300 |
| August | 1,056 | 1,724 | 958 |
| September | 1,224 | 1,812 | 1,148 |
| October | 1,440 | 1,880 | |
| November | 1,631 | 1,903 | |
| December | 1,656 | 1,926 | |
| January | 1,786 | 1,989 | |
| February | 1,934 | 2,033 | |
| March | 2,213 | 2,255 | |
| April | 2,213 | 2,255 | |
| May | 2,213 | 2,255 | |
| June | 2,213 | 2,255 | |

QUANTITY METRICS (rolling 12 month period)

| | Contract Quantity | Contract Base Number | Contract * | Area Team | Region | England |
|----------------------------------------------------------------------------------|-------------------|----------------------|------------|-----------|--------|---------|
| % of all assessments that were assess and fit appliances (case starts) | 75 | 100 | 75.0% | 82.4% | 61.5% | 57.9% |
| % of all assessments that were assess and refuse | 25 | 100 | 25.0% | 7.6% | 11.3% | 12.4% |
| % of all assessments that were assess and review | 0 | 100 | 0.0% | 9.9% | 27.3% | 29.7% |
| % of case starts with a reported IOTN of 3 and Aesthetic Component of 5 or below | 0 | 75 | <i>N/A</i> | 0.1% | 0.1% | 0.1% |
| % of case starts with a reported IOTN of 3 and Aesthetic Component of 6 or above | 0 | 75 | <i>N/A</i> | 4.2% | 3.5% | 4.0% |
| % of case starts with a reported IOTN of 4 | 64 | 75 | 85.3% | 82.5% | 79.4% | 78.0% |
| % of case starts with a reported IOTN of 5 | 11 | 75 | 14.7% | 12.8% | 16.4% | 16.6% |
| % of concluded courses in receipt of dual-arch fixed appliances | 115 | 129 | 89.1% | 70.3% | 76.1% | 74.0% |
| % of concluded courses where treatment was abandoned or discontinued | 10 | 129 | 7.8% | 7.0% | 8.6% | 8.5% |
| % of patients satisfied with the treatment they have received | 0 | 0 | <i>N/A</i> | 100.0% | 95.2% | 95.5% |

* Figures in italics indicate that the base number is less than 100.

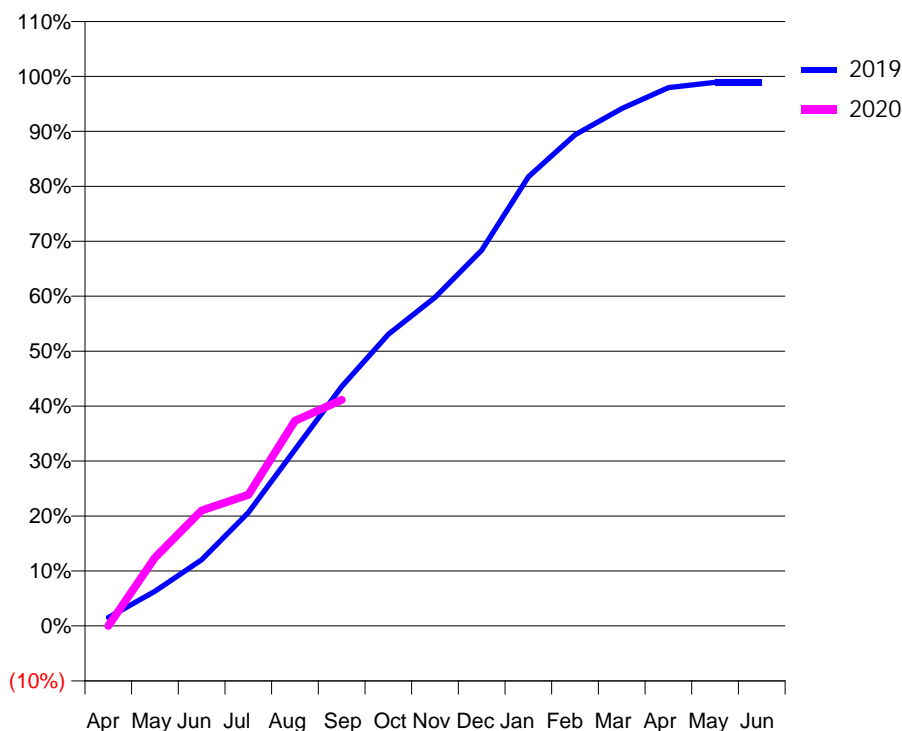
Q46 - Vital Signs Orthodontic At a Glance Contract Report for 199346/0001 - September 2019

| | | | |
|----------------------|-------------------------------|---------------------------------------------|-------------|
| Name or company name | Northenden House Orthodontics | 19/20 Contracted general activity (UDA) | 0 |
| Contract type name | PDS Contract | Carry forward general activity (UDA) | 0 |
| Purpose of contract | Orthodontic | 19/20 Contracted orthodontic activity (UOA) | 2,200 |
| Contract start date | 01/04/2012 | Carry forward orthodontic activity (UOA) | 0 |
| Contract end date | 31/03/2021 | Baseline contract value | £131,803.73 |

| ACCESS | Contract | England and Wales |
|----------------------------------------------|----------|-------------------|
| 24 month ratio of assessments to patient IDs | 1.00 | 1.07 |

| ACTIVITY | Contract |
|-------------------------------------------------------------------------------------------|----------|
| Contract assess and fit appliances (case starts) as a percentage of Area Team case starts | 1.1 % |

Cumulative percentage of contracted UOA delivered 2019 & 2020



| Month | Adjusted Scheduled Activity (UOA) | | |
|-----------|-----------------------------------|-------|------|
| | 2018 | 2019 | 2020 |
| April | 29 | 34 | 0 |
| May | 155 | 139 | 273 |
| June | 302 | 265 | 462 |
| July | 449 | 454 | 525 |
| August | 512 | 706 | 821 |
| September | 1,039 | 958 | 905 |
| October | 1,339 | 1,168 | |
| November | 1,444 | 1,315 | |
| December | 1,596 | 1,504 | |
| January | 1,708 | 1,798 | |
| February | 1,960 | 1,966 | |
| March | 2,128 | 2,071 | |
| April | 2,191 | 2,155 | |
| May | 2,191 | 2,176 | |
| June | 2,191 | 2,176 | |

QUANTITY METRICS (rolling 12 month period)

| | Contract Quantity | Contract Base Number | Contract * | Area Team | Region | England |
|----------------------------------------------------------------------------------|-------------------|----------------------|------------|-----------|--------|---------|
| % of all assessments that were assess and fit appliances (case starts) | 101 | 101 | 100.0% | 82.4% | 61.5% | 57.9% |
| % of all assessments that were assess and refuse | 0 | 101 | 0.0% | 7.6% | 11.3% | 12.4% |
| % of all assessments that were assess and review | 0 | 101 | 0.0% | 9.9% | 27.3% | 29.7% |
| % of case starts with a reported IOTN of 3 and Aesthetic Component of 5 or below | 0 | 101 | N/A | 0.1% | 0.1% | 0.1% |
| % of case starts with a reported IOTN of 3 and Aesthetic Component of 6 or above | 12 | 101 | 11.9% | 4.2% | 3.5% | 4.0% |
| % of case starts with a reported IOTN of 4 | 72 | 101 | 71.3% | 82.5% | 79.4% | 78.0% |
| % of case starts with a reported IOTN of 5 | 17 | 101 | 16.8% | 12.8% | 16.4% | 16.6 % |
| % of concluded courses in receipt of dual-arch fixed appliances | 0 | 77 | N/A | 70.3% | 76.1% | 74.0% |
| % of concluded courses where treatment was abandoned or discontinued | 0 | 77 | 0.0% | 7.0% | 8.6% | 8.5% |
| % of patients satisfied with the treatment they have received | 0 | 0 | N/A | 100.0% | 95.2% | 95.5% |

* Figures in italics indicate that the base number is less than 100.

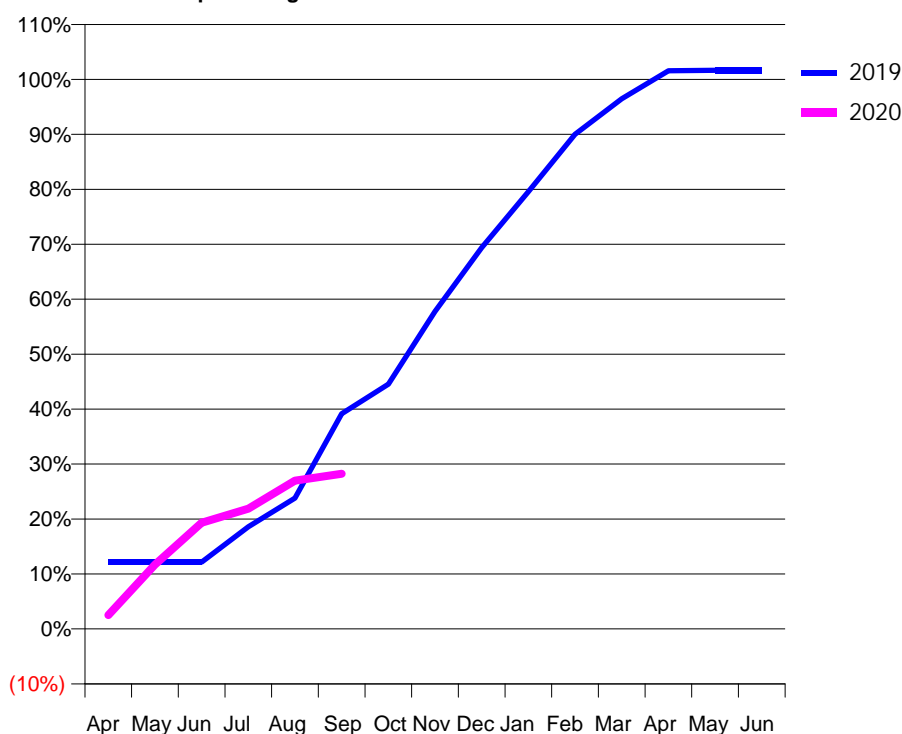
Q46 - Vital Signs Orthodontic At a Glance Contract Report for 219762/0001 - September 2019

| | | | |
|----------------------|---------------|---------------------------------------------|------------|
| Name or company name | MR SG SPENCER | 19/20 Contracted general activity (UDA) | 0 |
| Contract type name | PDS Contract | Carry forward general activity (UDA) | 0 |
| Purpose of contract | Orthodontic | 19/20 Contracted orthodontic activity (UOA) | 1,650 |
| Contract start date | 01/04/2006 | Carry forward orthodontic activity (UOA) | 0 |
| Contract end date | 31/03/2021 | Baseline contract value | £99,347.08 |

| ACCESS | Contract | England and Wales |
|----------------------------------------------|----------|-------------------|
| 24 month ratio of assessments to patient IDs | 1.00 | 1.07 |

| ACTIVITY | Contract |
|-------------------------------------------------------------------------------------------|----------|
| Contract assess and fit appliances (case starts) as a percentage of Area Team case starts | 0.8 % |

Cumulative percentage of contracted UOA delivered 2019 & 2020



| Month | Adjusted Scheduled Activity (UOA) | | |
|-----------|-----------------------------------|-------|------|
| | 2018 | 2019 | 2020 |
| April | 32 | 201 | 42 |
| May | 326 | 201 | 193 |
| June | 326 | 201 | 319 |
| July | 561 | 307 | 361 |
| August | 603 | 393 | 445 |
| September | 876 | 646 | 466 |
| October | 876 | 735 | |
| November | 1,088 | 953 | |
| December | 1,277 | 1,145 | |
| January | 1,340 | 1,313 | |
| February | 1,403 | 1,485 | |
| March | 1,680 | 1,592 | |
| April | 1,680 | 1,676 | |
| May | 1,701 | 1,677 | |
| June | 1,701 | 1,677 | |

QUANTITY METRICS (rolling 12 month period)

| | Contract Quantity | Contract Base Number | Contract * | Area Team | Region | England |
|----------------------------------------------------------------------------------|-------------------|----------------------|------------|-----------|--------|---------|
| % of all assessments that were assess and fit appliances (case starts) | 77 | 87 | 88.5% | 82.4% | 61.5% | 57.9% |
| % of all assessments that were assess and refuse | 3 | 87 | 3.4% | 7.6% | 11.3% | 12.4% |
| % of all assessments that were assess and review | 7 | 87 | 8.0% | 9.9% | 27.3% | 29.7% |
| % of case starts with a reported IOTN of 3 and Aesthetic Component of 5 or below | 0 | 77 | <i>N/A</i> | 0.1% | 0.1% | 0.1% |
| % of case starts with a reported IOTN of 3 and Aesthetic Component of 6 or above | 0 | 77 | <i>N/A</i> | 4.2% | 3.5% | 4.0% |
| % of case starts with a reported IOTN of 4 | 53 | 77 | 68.8% | 82.5% | 79.4% | 78.0% |
| % of case starts with a reported IOTN of 5 | 24 | 77 | 31.2% | 12.8% | 16.4% | 16.6 % |
| % of concluded courses in receipt of dual-arch fixed appliances | 92 | 101 | 91.1% | 70.3% | 76.1% | 74.0% |
| % of concluded courses where treatment was abandoned or discontinued | 2 | 101 | 2.0% | 7.0% | 8.6% | 8.5% |
| % of patients satisfied with the treatment they have received | 1 | 1 | 100.0% | 100.0% | 95.2% | 95.5% |

* Figures in italics indicate that the base number is less than 100.

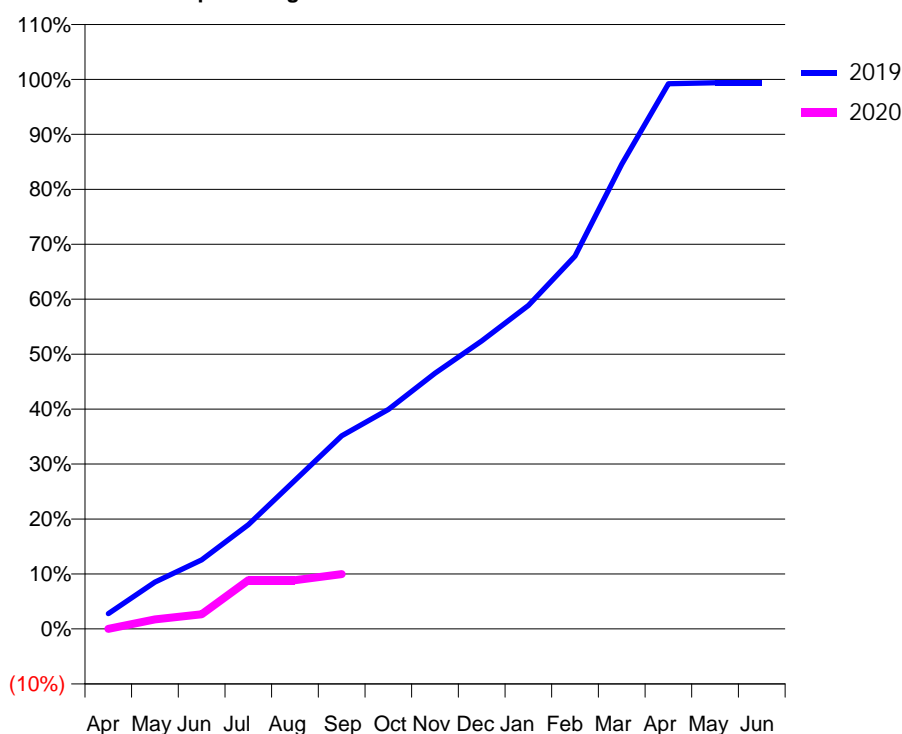
Q46 - Vital Signs Orthodontic At a Glance Contract Report for 238279/0001 - September 2019

| | | | |
|----------------------|--------------|---------------------------------------------|-------------|
| Name or company name | MR HP PATEL | 19/20 Contracted general activity (UDA) | 0 |
| Contract type name | PDS Contract | Carry forward general activity (UDA) | 0 |
| Purpose of contract | Orthodontic | 19/20 Contracted orthodontic activity (UOA) | 15,541 |
| Contract start date | 01/04/2006 | Carry forward orthodontic activity (UOA) | 0 |
| Contract end date | 31/03/2021 | Baseline contract value | £970,365.25 |

| ACCESS | Contract | England and Wales |
|----------------------------------------------|----------|-------------------|
| 24 month ratio of assessments to patient IDs | 1.02 | 1.07 |

| ACTIVITY | Contract |
|-------------------------------------------------------------------------------------------|----------|
| Contract assess and fit appliances (case starts) as a percentage of Area Team case starts | 5.9 % |

Cumulative percentage of contracted UOA delivered 2019 & 2020



| Month | Adjusted Scheduled Activity (UOA) | | |
|-----------|-----------------------------------|--------|-------|
| | 2018 | 2019 | 2020 |
| April | -57 | 431 | 0 |
| May | 1,896 | 1,324 | 270 |
| June | 2,322 | 1,955 | 417 |
| July | 3,602 | 2,949 | 1,378 |
| August | 4,445 | 4,204 | 1,378 |
| September | 5,170 | 5,463 | 1,551 |
| October | 6,486 | 6,208 | |
| November | 7,258 | 7,231 | |
| December | 8,207 | 8,145 | |
| January | 9,214 | 9,147 | |
| February | 11,326 | 10,542 | |
| March | 14,377 | 13,142 | |
| April | 15,566 | 15,420 | |
| May | 15,697 | 15,445 | |
| June | 15,720 | 15,445 | |

QUANTITY METRICS (rolling 12 month period)

| | Contract Quantity | Contract Base Number | Contract * | Area Team | Region | England |
|----------------------------------------------------------------------------------|-------------------|----------------------|------------|-----------|--------|---------|
| % of all assessments that were assess and fit appliances (case starts) | 539 | 904 | 59.6% | 82.4% | 61.5% | 57.9% |
| % of all assessments that were assess and refuse | 99 | 904 | 11.0% | 7.6% | 11.3% | 12.4% |
| % of all assessments that were assess and review | 266 | 904 | 29.4% | 9.9% | 27.3% | 29.7% |
| % of case starts with a reported IOTN of 3 and Aesthetic Component of 5 or below | 0 | 539 | N/A | 0.1% | 0.1% | 0.1% |
| % of case starts with a reported IOTN of 3 and Aesthetic Component of 6 or above | 41 | 539 | 7.6% | 4.2% | 3.5% | 4.0% |
| % of case starts with a reported IOTN of 4 | 429 | 539 | 79.6% | 82.5% | 79.4% | 78.0% |
| % of case starts with a reported IOTN of 5 | 66 | 539 | 12.2% | 12.8% | 16.4% | 16.6 % |
| % of concluded courses in receipt of dual-arch fixed appliances | 403 | 473 | 85.2% | 70.3% | 76.1% | 74.0% |
| % of concluded courses where treatment was abandoned or discontinued | 58 | 473 | 12.3% | 7.0% | 8.6% | 8.5% |
| % of patients satisfied with the treatment they have received | 1 | 1 | 100.0% | 100.0% | 95.2% | 95.5% |

* Figures in italics indicate that the base number is less than 100.

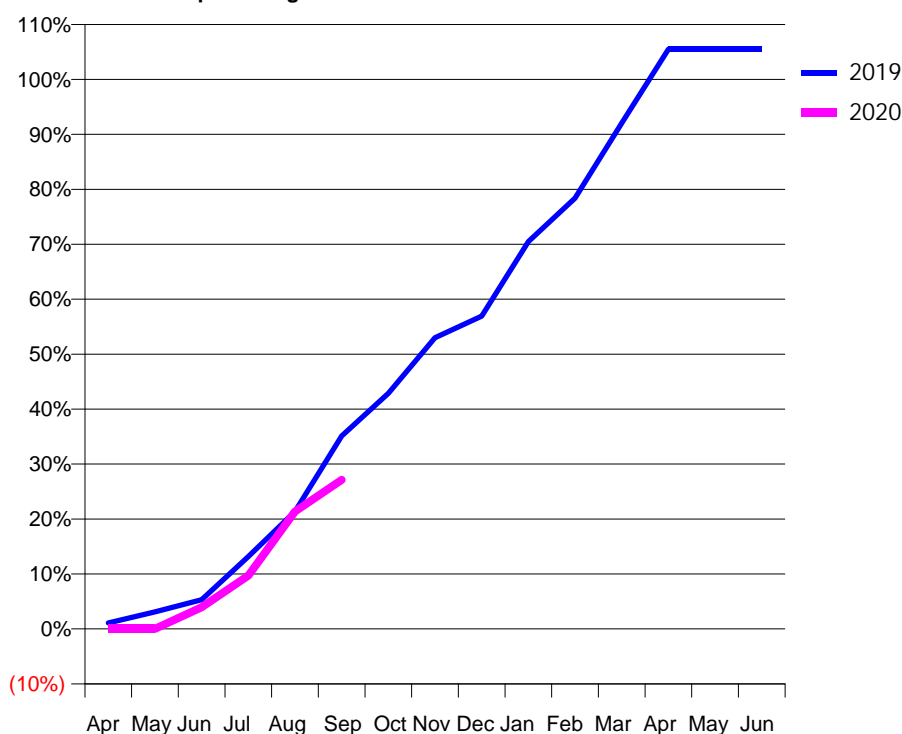
Q46 - Vital Signs Orthodontic At a Glance Contract Report for 239615/0001 - September 2019

| | | | |
|----------------------|-------------------------|---------------------------------------------|---------------|
| Name or company name | MR RS SINGH | 19/20 Contracted general activity (UDA) | 39,521 |
| Contract type name | GDS Contract | Carry forward general activity (UDA) | 0 |
| Purpose of contract | General and Orthodontic | 19/20 Contracted orthodontic activity (UOA) | 1,091 |
| Contract start date | 01/04/2006 | Carry forward orthodontic activity (UOA) | 0 |
| Contract end date | | Baseline contract value | £1,420,074.06 |

| ACCESS | Contract | England and Wales |
|----------------------------------------------|----------|-------------------|
| 24 month ratio of assessments to patient IDs | 1.03 | 1.07 |

| ACTIVITY | Contract |
|-------------------------------------------------------------------------------------------|----------|
| Contract assess and fit appliances (case starts) as a percentage of Area Team case starts | 0.5 % |

Cumulative percentage of contracted UOA delivered 2019 & 2020



| Month | Adjusted Scheduled Activity (UOA) | | |
|-----------|-----------------------------------|-------|------|
| | 2018 | 2019 | 2020 |
| April | 22 | 12 | 0 |
| May | 212 | 34 | 0 |
| June | 254 | 58 | 43 |
| July | 296 | 144 | 106 |
| August | 338 | 233 | 233 |
| September | 401 | 383 | 296 |
| October | 423 | 468 | |
| November | 487 | 578 | |
| December | 595 | 621 | |
| January | 723 | 769 | |
| February | 893 | 855 | |
| March | 1,082 | 1,004 | |
| April | 1,082 | 1,151 | |
| May | 1,082 | 1,151 | |
| June | 1,082 | 1,151 | |

QUANTITY METRICS (rolling 12 month period)

| | Contract Quantity | Contract Base Number | Contract * | Area Team | Region | England |
|----------------------------------------------------------------------------------|-------------------|----------------------|------------|-----------|--------|---------|
| % of all assessments that were assess and fit appliances (case starts) | 50 | 64 | 78.1% | 82.4% | 61.5% | 57.9% |
| % of all assessments that were assess and refuse | 6 | 64 | 9.4% | 7.6% | 11.3% | 12.4% |
| % of all assessments that were assess and review | 8 | 64 | 12.5% | 9.9% | 27.3% | 29.7% |
| % of case starts with a reported IOTN of 3 and Aesthetic Component of 5 or below | 0 | 50 | <i>N/A</i> | 0.1% | 0.1% | 0.1% |
| % of case starts with a reported IOTN of 3 and Aesthetic Component of 6 or above | 1 | 50 | 2.0% | 4.2% | 3.5% | 4.0% |
| % of case starts with a reported IOTN of 4 | 47 | 50 | 94.0% | 82.5% | 79.4% | 78.0% |
| % of case starts with a reported IOTN of 5 | 2 | 50 | 4.0% | 12.8% | 16.4% | 16.6% |
| % of concluded courses in receipt of dual-arch fixed appliances | 20 | 43 | 46.5% | 70.3% | 76.1% | 74.0% |
| % of concluded courses where treatment was abandoned or discontinued | 9 | 43 | 20.9% | 7.0% | 8.6% | 8.5% |
| % of patients satisfied with the treatment they have received | 0 | 0 | <i>N/A</i> | 100.0% | 95.2% | 95.5% |

* Figures in italics indicate that the base number is less than 100.

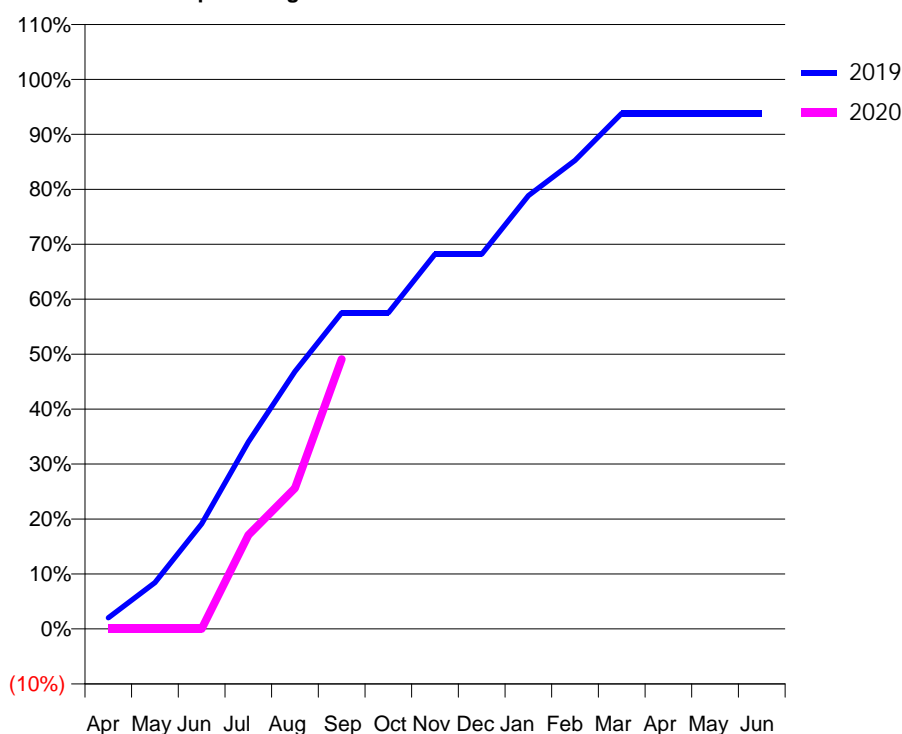
Q46 - Vital Signs Orthodontic At a Glance Contract Report for 307351/0001 - September 2019

| | | | |
|----------------------|--------------|---------------------------------------------|------------|
| Name or company name | MR J BRADY | 19/20 Contracted general activity (UDA) | 0 |
| Contract type name | PDS Contract | Carry forward general activity (UDA) | 0 |
| Purpose of contract | Orthodontic | 19/20 Contracted orthodontic activity (UOA) | 984 |
| Contract start date | 01/04/2006 | Carry forward orthodontic activity (UOA) | 0 |
| Contract end date | 31/03/2021 | Baseline contract value | £60,483.94 |

| ACCESS | Contract | England and Wales |
|----------------------------------------------|----------|-------------------|
| 24 month ratio of assessments to patient IDs | 1.01 | 1.07 |

| ACTIVITY | Contract |
|-------------------------------------------------------------------------------------------|----------|
| Contract assess and fit appliances (case starts) as a percentage of Area Team case starts | 0.4 % |

Cumulative percentage of contracted UOA delivered 2019 & 2020



| Month | Adjusted Scheduled Activity (UOA) | | |
|-----------|-----------------------------------|------|------|
| | 2018 | 2019 | 2020 |
| April | 20 | 20 | 0 |
| May | 20 | 83 | 0 |
| June | 295 | 188 | 0 |
| July | 421 | 335 | 168 |
| August | 421 | 461 | 252 |
| September | 526 | 566 | 483 |
| October | 526 | 566 | |
| November | 631 | 671 | |
| December | 736 | 671 | |
| January | 841 | 776 | |
| February | 946 | 839 | |
| March | 1,030 | 923 | |
| April | 1,030 | 923 | |
| May | 1,030 | 923 | |
| June | 1,030 | 923 | |

QUANTITY METRICS (rolling 12 month period)

| | Contract Quantity | Contract Base Number | Contract * | Area Team | Region | England |
|----------------------------------------------------------------------------------|-------------------|----------------------|------------|-----------|--------|---------|
| % of all assessments that were assess and fit appliances (case starts) | 40 | 40 | 100.0% | 82.4% | 61.5% | 57.9% |
| % of all assessments that were assess and refuse | 0 | 40 | 0.0% | 7.6% | 11.3% | 12.4% |
| % of all assessments that were assess and review | 0 | 40 | 0.0% | 9.9% | 27.3% | 29.7% |
| % of case starts with a reported IOTN of 3 and Aesthetic Component of 5 or below | 0 | 40 | N/A | 0.1% | 0.1% | 0.1% |
| % of case starts with a reported IOTN of 3 and Aesthetic Component of 6 or above | 0 | 40 | N/A | 4.2% | 3.5% | 4.0% |
| % of case starts with a reported IOTN of 4 | 31 | 40 | 77.5% | 82.5% | 79.4% | 78.0% |
| % of case starts with a reported IOTN of 5 | 9 | 40 | 22.5% | 12.8% | 16.4% | 16.6% |
| % of concluded courses in receipt of dual-arch fixed appliances | 35 | 35 | 100.0% | 70.3% | 76.1% | 74.0% |
| % of concluded courses where treatment was abandoned or discontinued | 0 | 35 | 0.0% | 7.0% | 8.6% | 8.5% |
| % of patients satisfied with the treatment they have received | 0 | 0 | N/A | 100.0% | 95.2% | 95.5% |

* Figures in italics indicate that the base number is less than 100.

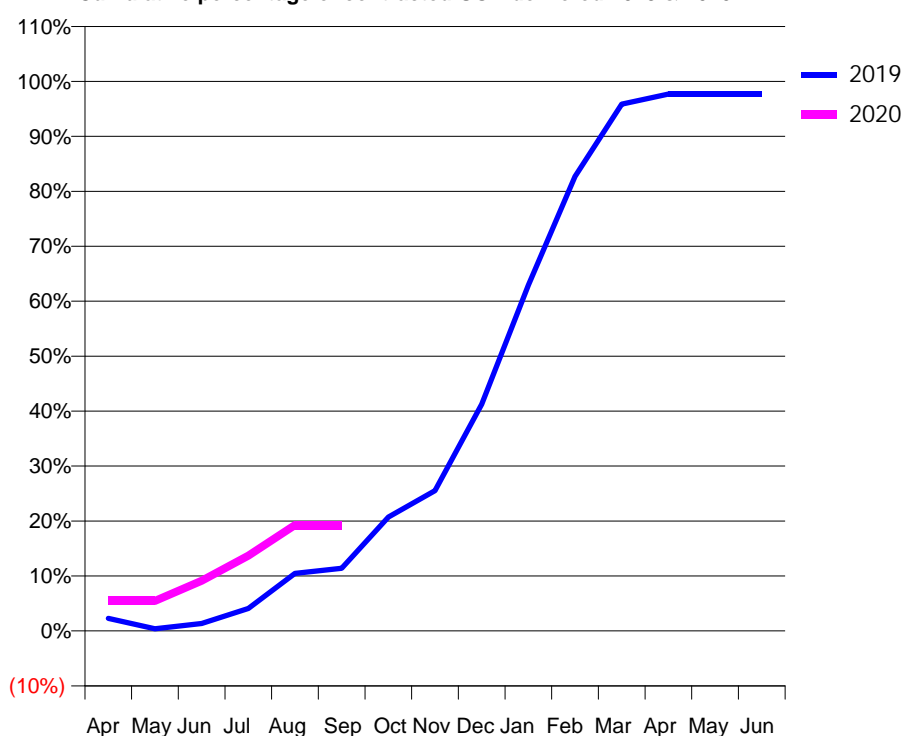
Q46 - Vital Signs Orthodontic At a Glance Contract Report for 321931/0003 - September 2019

| | | | |
|----------------------|--------------|---------------------------------------------|-------------|
| Name or company name | MR DC LAVERY | 19/20 Contracted general activity (UDA) | 0 |
| Contract type name | PDS Contract | Carry forward general activity (UDA) | 0 |
| Purpose of contract | Orthodontic | 19/20 Contracted orthodontic activity (UOA) | 2,300 |
| Contract start date | 01/11/2007 | Carry forward orthodontic activity (UOA) | 0 |
| Contract end date | 31/03/2020 | Baseline contract value | £154,397.56 |

| ACCESS | Contract | England and Wales |
|----------------------------------------------|----------|-------------------|
| 24 month ratio of assessments to patient IDs | 1.02 | 1.07 |

| ACTIVITY | Contract |
|-------------------------------------------------------------------------------------------|----------|
| Contract assess and fit appliances (case starts) as a percentage of Area Team case starts | 1.2 % |

Cumulative percentage of contracted UOA delivered 2019 & 2020



| Month | Adjusted Scheduled Activity (UOA) | | |
|-----------|-----------------------------------|-------|------|
| | 2018 | 2019 | 2020 |
| April | 212 | 53 | 126 |
| May | 688 | 9 | 126 |
| June | 859 | 31 | 210 |
| July | 965 | 94 | 315 |
| August | 1,429 | 241 | 443 |
| September | 1,536 | 262 | 443 |
| October | 1,582 | 477 | |
| November | 1,711 | 587 | |
| December | 1,860 | 949 | |
| January | 1,902 | 1,448 | |
| February | 1,944 | 1,902 | |
| March | 2,051 | 2,205 | |
| April | 2,051 | 2,247 | |
| May | 2,221 | 2,247 | |
| June | 2,221 | 2,247 | |

QUANTITY METRICS (rolling 12 month period)

| | Contract Quantity | Contract Base Number | Contract * | Area Team | Region | England |
|----------------------------------------------------------------------------------|-------------------|----------------------|------------|-----------|--------|---------|
| % of all assessments that were assess and fit appliances (case starts) | 113 | 164 | 68.9% | 82.4% | 61.5% | 57.9% |
| % of all assessments that were assess and refuse | 51 | 164 | 31.1% | 7.6% | 11.3% | 12.4% |
| % of all assessments that were assess and review | 0 | 164 | 0.0% | 9.9% | 27.3% | 29.7% |
| % of case starts with a reported IOTN of 3 and Aesthetic Component of 5 or below | 0 | 113 | N/A | 0.1% | 0.1% | 0.1% |
| % of case starts with a reported IOTN of 3 and Aesthetic Component of 6 or above | 0 | 113 | N/A | 4.2% | 3.5% | 4.0% |
| % of case starts with a reported IOTN of 4 | 104 | 113 | 92.0% | 82.5% | 79.4% | 78.0% |
| % of case starts with a reported IOTN of 5 | 9 | 113 | 8.0% | 12.8% | 16.4% | 16.6 % |
| % of concluded courses in receipt of dual-arch fixed appliances | 43 | 50 | 86.0% | 70.3% | 76.1% | 74.0% |
| % of concluded courses where treatment was abandoned or discontinued | 5 | 50 | 10.0% | 7.0% | 8.6% | 8.5% |
| % of patients satisfied with the treatment they have received | 0 | 0 | N/A | 100.0% | 95.2% | 95.5% |

* Figures in italics indicate that the base number is less than 100.

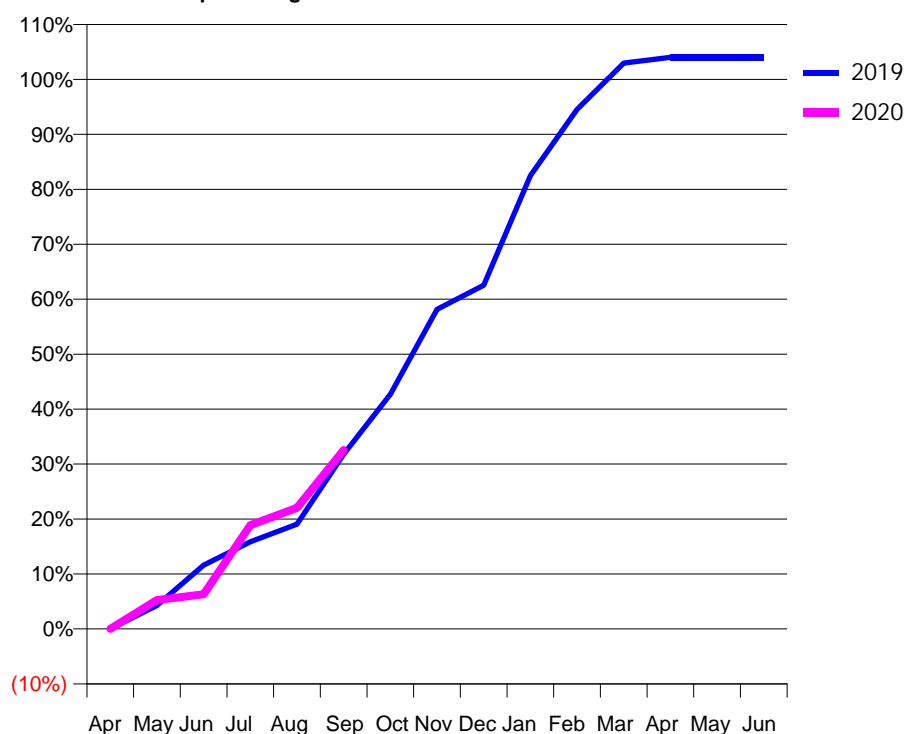
Q46 - Vital Signs Orthodontic At a Glance Contract Report for 329622/0002 - September 2019

| | | | |
|----------------------|---------------|---------------------------------------------|-------------|
| Name or company name | MR SD HOWARTH | 19/20 Contracted general activity (UDA) | 0 |
| Contract type name | PDS Contract | Carry forward general activity (UDA) | 0 |
| Purpose of contract | Orthodontic | 19/20 Contracted orthodontic activity (UOA) | 2,000 |
| Contract start date | 01/08/2009 | Carry forward orthodontic activity (UOA) | 0 |
| Contract end date | 31/03/2021 | Baseline contract value | £134,278.79 |

| ACCESS | Contract | England and Wales |
|----------------------------------------------|----------|-------------------|
| 24 month ratio of assessments to patient IDs | 1.06 | 1.07 |

| ACTIVITY | Contract |
|-------------------------------------------------------------------------------------------|----------|
| Contract assess and fit appliances (case starts) as a percentage of Area Team case starts | 1.1 % |

Cumulative percentage of contracted UOA delivered 2019 & 2020



| Month | Adjusted Scheduled Activity (UOA) | | |
|-----------|-----------------------------------|-------|------|
| | 2018 | 2019 | 2020 |
| April | 6 | 0 | 0 |
| May | 132 | 85 | 105 |
| June | 237 | 232 | 126 |
| July | 426 | 317 | 378 |
| August | 552 | 381 | 441 |
| September | 594 | 636 | 651 |
| October | 804 | 854 | |
| November | 1,182 | 1,163 | |
| December | 1,455 | 1,251 | |
| January | 1,539 | 1,650 | |
| February | 1,728 | 1,890 | |
| March | 1,864 | 2,059 | |
| April | 1,951 | 2,080 | |
| May | 1,953 | 2,080 | |
| June | 1,953 | 2,080 | |

QUANTITY METRICS (rolling 12 month period)

| | Contract Quantity | Contract Base Number | Contract * | Area Team | Region | England |
|----------------------------------------------------------------------------------|-------------------|----------------------|------------|-----------|--------|---------|
| % of all assessments that were assess and fit appliances (case starts) | 100 | 150 | 66.7% | 82.4% | 61.5% | 57.9% |
| % of all assessments that were assess and refuse | 31 | 150 | 20.7% | 7.6% | 11.3% | 12.4% |
| % of all assessments that were assess and review | 19 | 150 | 12.7% | 9.9% | 27.3% | 29.7% |
| % of case starts with a reported IOTN of 3 and Aesthetic Component of 5 or below | 0 | 100 | N/A | 0.1% | 0.1% | 0.1% |
| % of case starts with a reported IOTN of 3 and Aesthetic Component of 6 or above | 6 | 100 | 6.0% | 4.2% | 3.5% | 4.0% |
| % of case starts with a reported IOTN of 4 | 82 | 100 | 82.0% | 82.5% | 79.4% | 78.0% |
| % of case starts with a reported IOTN of 5 | 12 | 100 | 12.0% | 12.8% | 16.4% | 16.6 % |
| % of concluded courses in receipt of dual-arch fixed appliances | 0 | 79 | N/A | 70.3% | 76.1% | 74.0% |
| % of concluded courses where treatment was abandoned or discontinued | 0 | 79 | 0.0% | 7.0% | 8.6% | 8.5% |
| % of patients satisfied with the treatment they have received | 0 | 0 | N/A | 100.0% | 95.2% | 95.5% |

* Figures in italics indicate that the base number is less than 100.

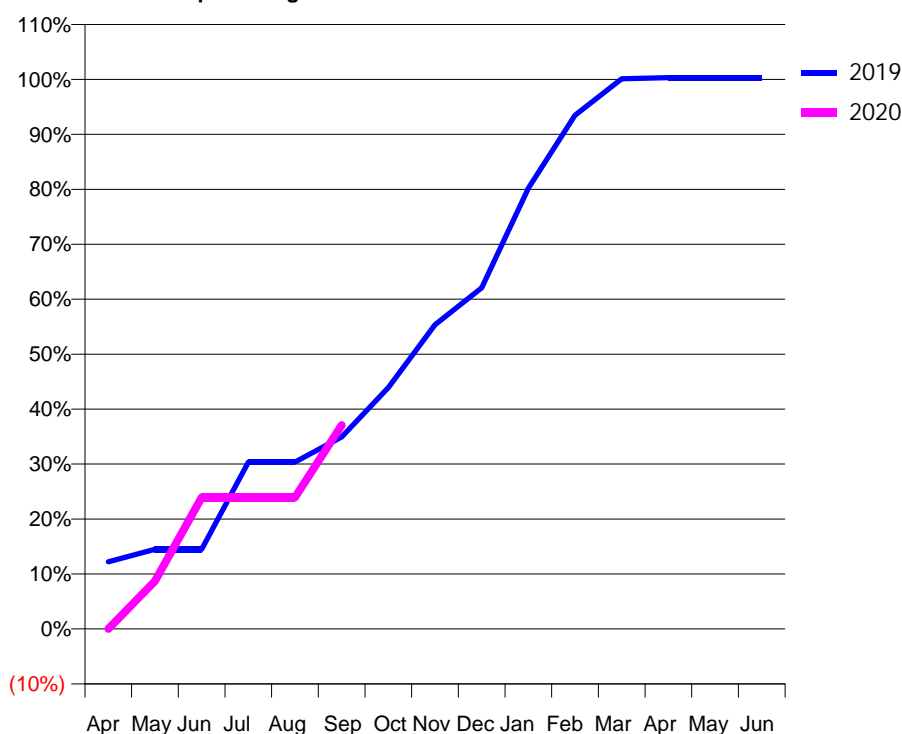
Q46 - Vital Signs Orthodontic At a Glance Contract Report for 567442/0002 - September 2019

| | | | |
|----------------------|--------------|---------------------------------------------|------------|
| Name or company name | MR TM MCHALE | 19/20 Contracted general activity (UDA) | 0 |
| Contract type name | PDS Contract | Carry forward general activity (UDA) | 0 |
| Purpose of contract | Orthodontic | 19/20 Contracted orthodontic activity (UOA) | 965 |
| Contract start date | 01/04/2006 | Carry forward orthodontic activity (UOA) | 0 |
| Contract end date | 31/03/2021 | Baseline contract value | £63,967.41 |

| ACCESS | Contract | England and Wales |
|----------------------------------------------|----------|-------------------|
| 24 month ratio of assessments to patient IDs | 1.00 | 1.07 |

| ACTIVITY | Contract |
|-------------------------------------------------------------------------------------------|----------|
| Contract assess and fit appliances (case starts) as a percentage of Area Team case starts | 0.5 % |

Cumulative percentage of contracted UOA delivered 2019 & 2020



| Month | Adjusted Scheduled Activity (UOA) | | |
|-----------|-----------------------------------|------|------|
| | 2018 | 2019 | 2020 |
| April | -4 | 118 | 0 |
| May | 126 | 140 | 84 |
| June | 170 | 140 | 231 |
| July | 344 | 293 | 231 |
| August | 388 | 293 | 231 |
| September | 454 | 337 | 358 |
| October | 477 | 424 | |
| November | 541 | 534 | |
| December | 690 | 599 | |
| January | 774 | 774 | |
| February | 879 | 902 | |
| March | 968 | 966 | |
| April | 968 | 968 | |
| May | 968 | 968 | |
| June | 968 | 968 | |

QUANTITY METRICS (rolling 12 month period)

| | Contract Quantity | Contract Base Number | Contract * | Area Team | Region | England |
|----------------------------------------------------------------------------------|-------------------|----------------------|------------|-----------|--------|---------|
| % of all assessments that were assess and fit appliances (case starts) | 46 | 67 | 68.7% | 82.4% | 61.5% | 57.9% |
| % of all assessments that were assess and refuse | 12 | 67 | 17.9% | 7.6% | 11.3% | 12.4% |
| % of all assessments that were assess and review | 9 | 67 | 13.4% | 9.9% | 27.3% | 29.7% |
| % of case starts with a reported IOTN of 3 and Aesthetic Component of 5 or below | 0 | 46 | <i>N/A</i> | 0.1% | 0.1% | 0.1% |
| % of case starts with a reported IOTN of 3 and Aesthetic Component of 6 or above | 2 | 46 | 4.3% | 4.2% | 3.5% | 4.0% |
| % of case starts with a reported IOTN of 4 | 40 | 46 | 87.0% | 82.5% | 79.4% | 78.0% |
| % of case starts with a reported IOTN of 5 | 4 | 46 | 8.7% | 12.8% | 16.4% | 16.6 % |
| % of concluded courses in receipt of dual-arch fixed appliances | 0 | 44 | <i>N/A</i> | 70.3% | 76.1% | 74.0% |
| % of concluded courses where treatment was abandoned or discontinued | 9 | 44 | 20.5% | 7.0% | 8.6% | 8.5% |
| % of patients satisfied with the treatment they have received | 0 | 0 | <i>N/A</i> | 100.0% | 95.2% | 95.5% |

* Figures in italics indicate that the base number is less than 100.

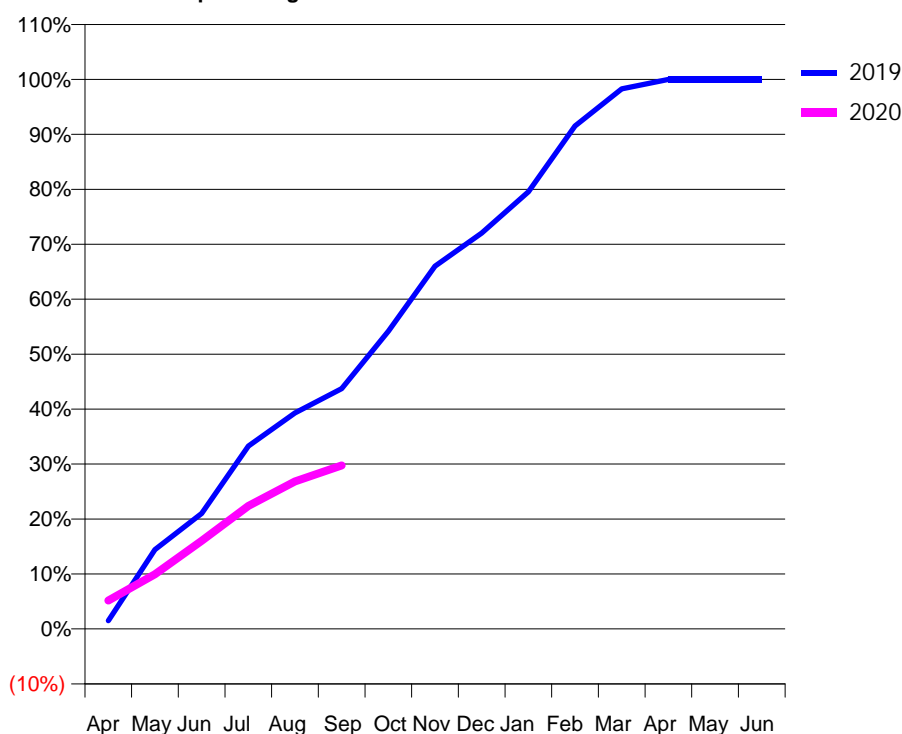
Q46 - Vital Signs Orthodontic At a Glance Contract Report for 650293/0001 - September 2019

| | | | |
|----------------------|--------------|---------------------------------------------|-------------|
| Name or company name | MR M KHURANA | 19/20 Contracted general activity (UDA) | 0 |
| Contract type name | PDS Contract | Carry forward general activity (UDA) | 0 |
| Purpose of contract | Orthodontic | 19/20 Contracted orthodontic activity (UOA) | 13,983 |
| Contract start date | 01/04/2006 | Carry forward orthodontic activity (UOA) | 0 |
| Contract end date | 31/03/2021 | Baseline contract value | £837,732.64 |

| ACCESS | Contract | England and Wales |
|----------------------------------------------|----------|-------------------|
| 24 month ratio of assessments to patient IDs | 1.04 | 1.07 |

| ACTIVITY | Contract |
|-------------------------------------------------------------------------------------------|----------|
| Contract assess and fit appliances (case starts) as a percentage of Area Team case starts | 6.6 % |

Cumulative percentage of contracted UOA delivered 2019 & 2020



| Month | Adjusted Scheduled Activity (UOA) | | |
|-----------|-----------------------------------|--------|-------|
| | 2018 | 2019 | 2020 |
| April | 304 | 209 | 726 |
| May | 1,647 | 2,017 | 1,392 |
| June | 2,963 | 2,939 | 2,242 |
| July | 4,609 | 4,653 | 3,131 |
| August | 5,260 | 5,495 | 3,752 |
| September | 7,253 | 6,114 | 4,161 |
| October | 8,559 | 7,577 | |
| November | 10,297 | 9,229 | |
| December | 11,197 | 10,074 | |
| January | 11,879 | 11,121 | |
| February | 12,838 | 12,798 | |
| March | 13,926 | 13,742 | |
| April | 13,956 | 13,981 | |
| May | 13,977 | 13,981 | |
| June | 13,977 | 13,981 | |

QUANTITY METRICS (rolling 12 month period)

| | Contract Quantity | Contract Base Number | Contract * | Area Team | Region | England |
|----------------------------------------------------------------------------------|-------------------|----------------------|------------|-----------|--------|---------|
| % of all assessments that were assess and fit appliances (case starts) | 603 | 772 | 78.1% | 82.4% | 61.5% | 57.9% |
| % of all assessments that were assess and refuse | 55 | 772 | 7.1% | 7.6% | 11.3% | 12.4% |
| % of all assessments that were assess and review | 114 | 772 | 14.8% | 9.9% | 27.3% | 29.7% |
| % of case starts with a reported IOTN of 3 and Aesthetic Component of 5 or below | 1 | 603 | 0.2% | 0.1% | 0.1% | 0.1% |
| % of case starts with a reported IOTN of 3 and Aesthetic Component of 6 or above | 12 | 603 | 2.0% | 4.2% | 3.5% | 4.0% |
| % of case starts with a reported IOTN of 4 | 545 | 603 | 90.4% | 82.5% | 79.4% | 78.0% |
| % of case starts with a reported IOTN of 5 | 42 | 603 | 7.0% | 12.8% | 16.4% | 16.6 % |
| % of concluded courses in receipt of dual-arch fixed appliances | 505 | 539 | 93.7% | 70.3% | 76.1% | 74.0% |
| % of concluded courses where treatment was abandoned or discontinued | 7 | 539 | 1.3% | 7.0% | 8.6% | 8.5% |
| % of patients satisfied with the treatment they have received | 1 | 1 | 100.0% | 100.0% | 95.2% | 95.5% |

* Figures in italics indicate that the base number is less than 100.

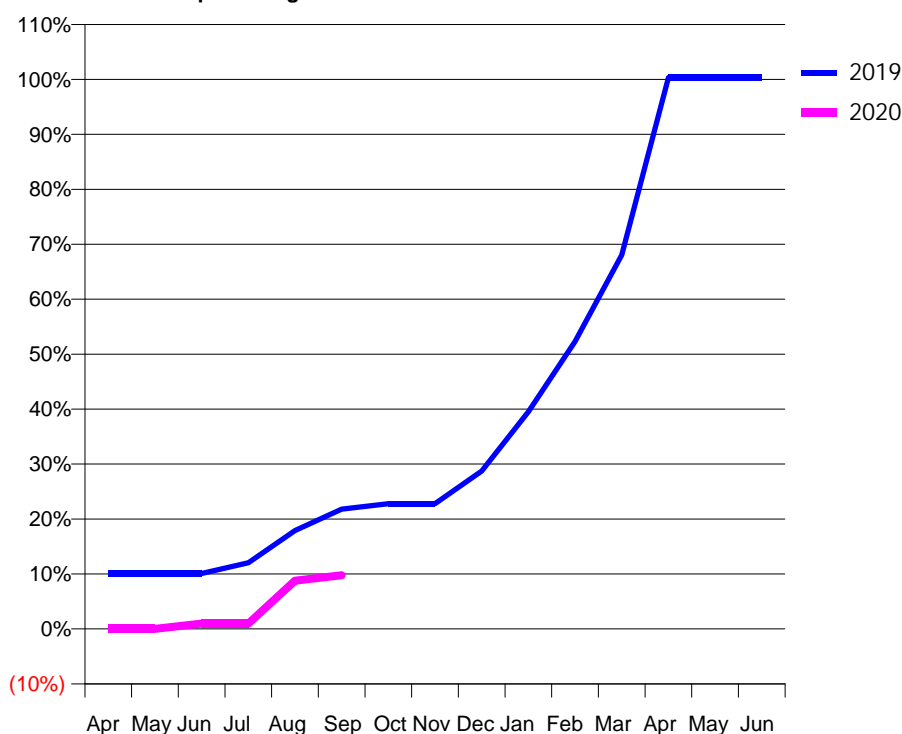
Q46 - Vital Signs Orthodontic At a Glance Contract Report for 650293/0002 - September 2019

| | | | |
|----------------------|--------------|---------------------------------------------|-------------|
| Name or company name | MR M KHURANA | 19/20 Contracted general activity (UDA) | 0 |
| Contract type name | PDS Contract | Carry forward general activity (UDA) | 0 |
| Purpose of contract | Orthodontic | 19/20 Contracted orthodontic activity (UOA) | 2,150 |
| Contract start date | 01/06/2009 | Carry forward orthodontic activity (UOA) | 0 |
| Contract end date | 31/03/2021 | Baseline contract value | £134,278.79 |

| ACCESS | Contract | England and Wales |
|----------------------------------------------|----------|-------------------|
| 24 month ratio of assessments to patient IDs | 1.00 | 1.07 |

| ACTIVITY | Contract |
|-------------------------------------------------------------------------------------------|----------|
| Contract assess and fit appliances (case starts) as a percentage of Area Team case starts | 1.0 % |

Cumulative percentage of contracted UOA delivered 2019 & 2020



| Month | Adjusted Scheduled Activity (UOA) | | |
|-----------|-----------------------------------|-------|------|
| | 2018 | 2019 | 2020 |
| April | 23 | 217 | 0 |
| May | 23 | 217 | 0 |
| June | 23 | 217 | 21 |
| July | 24 | 259 | 21 |
| August | 24 | 385 | 189 |
| September | 192 | 469 | 210 |
| October | 402 | 490 | |
| November | 612 | 490 | |
| December | 930 | 618 | |
| January | 1,204 | 850 | |
| February | 1,754 | 1,124 | |
| March | 2,092 | 1,463 | |
| April | 2,157 | 2,157 | |
| May | 2,157 | 2,157 | |
| June | 2,157 | 2,157 | |

QUANTITY METRICS (rolling 12 month period)

| | Contract Quantity | Contract Base Number | Contract * | Area Team | Region | England |
|----------------------------------------------------------------------------------|-------------------|----------------------|------------|-----------|--------|---------|
| % of all assessments that were assess and fit appliances (case starts) | 90 | 98 | 91.8% | 82.4% | 61.5% | 57.9% |
| % of all assessments that were assess and refuse | 7 | 98 | 7.1% | 7.6% | 11.3% | 12.4% |
| % of all assessments that were assess and review | 1 | 98 | 1.0% | 9.9% | 27.3% | 29.7% |
| % of case starts with a reported IOTN of 3 and Aesthetic Component of 5 or below | 0 | 90 | N/A | 0.1% | 0.1% | 0.1% |
| % of case starts with a reported IOTN of 3 and Aesthetic Component of 6 or above | 1 | 90 | 1.1% | 4.2% | 3.5% | 4.0% |
| % of case starts with a reported IOTN of 4 | 81 | 90 | 90.0% | 82.5% | 79.4% | 78.0% |
| % of case starts with a reported IOTN of 5 | 8 | 90 | 8.9% | 12.8% | 16.4% | 16.6% |
| % of concluded courses in receipt of dual-arch fixed appliances | 44 | 47 | 93.6% | 70.3% | 76.1% | 74.0% |
| % of concluded courses where treatment was abandoned or discontinued | 3 | 47 | 6.4% | 7.0% | 8.6% | 8.5% |
| % of patients satisfied with the treatment they have received | 0 | 0 | N/A | 100.0% | 95.2% | 95.5% |

* Figures in italics indicate that the base number is less than 100.

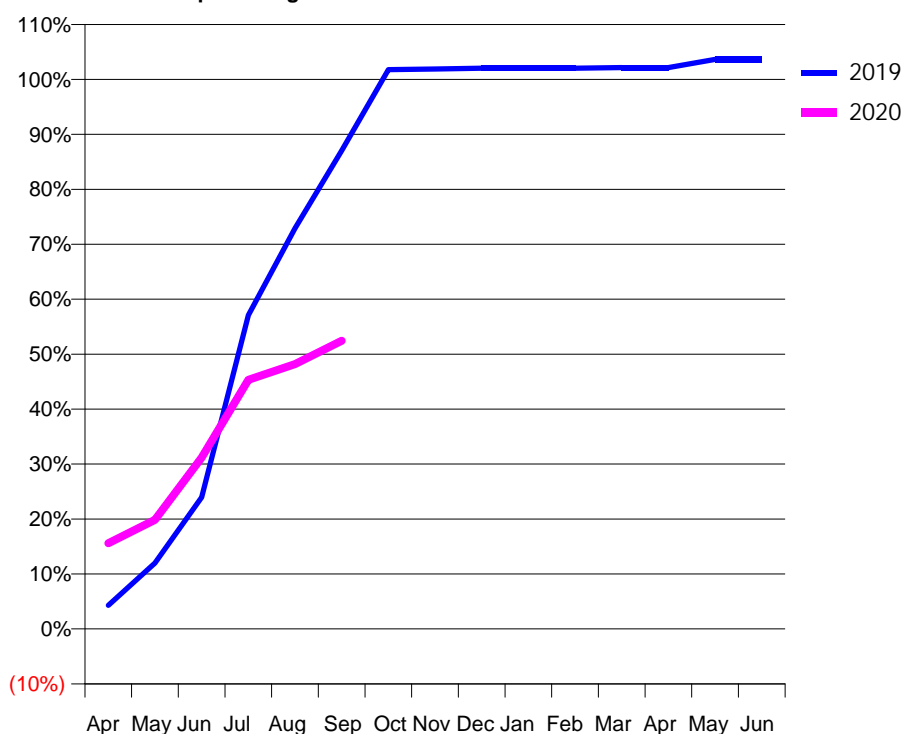
Q46 - Vital Signs Orthodontic At a Glance Contract Report for 676616/0001 - September 2019

| | | | |
|----------------------|-------------------------|---------------------------------------------|-------------|
| Name or company name | MR RJ DORRINGTON | 19/20 Contracted general activity (UDA) | 13,620 |
| Contract type name | Pilot Contract | Carry forward general activity (UDA) | 0 |
| Purpose of contract | General and Orthodontic | 19/20 Contracted orthodontic activity (UOA) | 1,482 |
| Contract start date | 01/04/2006 | Carry forward orthodontic activity (UOA) | 0 |
| Contract end date | | Baseline contract value | £414,752.22 |

| ACCESS | Contract | England and Wales |
|----------------------------------------------|----------|-------------------|
| 24 month ratio of assessments to patient IDs | 1.14 | 1.07 |

| ACTIVITY | Contract |
|-------------------------------------------------------------------------------------------|----------|
| Contract assess and fit appliances (case starts) as a percentage of Area Team case starts | 0.5 % |

Cumulative percentage of contracted UOA delivered 2019 & 2020



| Month | Adjusted Scheduled Activity (UOA) | | |
|-----------|-----------------------------------|-------|------|
| | 2018 | 2019 | 2020 |
| April | 62 | 64 | 231 |
| May | 191 | 178 | 294 |
| June | 416 | 355 | 462 |
| July | 625 | 846 | 672 |
| August | 755 | 1,080 | 714 |
| September | 811 | 1,290 | 777 |
| October | 842 | 1,508 | |
| November | 872 | 1,510 | |
| December | 872 | 1,512 | |
| January | 1,315 | 1,512 | |
| February | 1,718 | 1,512 | |
| March | 1,720 | 1,514 | |
| April | 1,722 | 1,514 | |
| May | 1,744 | 1,536 | |
| June | 1,744 | 1,536 | |

QUANTITY METRICS (rolling 12 month period)

| | Contract Quantity | Contract Base Number | Contract * | Area Team | Region | England |
|----------------------------------------------------------------------------------|-------------------|----------------------|------------|-----------|--------|---------|
| % of all assessments that were assess and fit appliances (case starts) | 48 | 63 | 76.2% | 82.4% | 61.5% | 57.9% |
| % of all assessments that were assess and refuse | 1 | 63 | 1.6% | 7.6% | 11.3% | 12.4% |
| % of all assessments that were assess and review | 14 | 63 | 22.2% | 9.9% | 27.3% | 29.7% |
| % of case starts with a reported IOTN of 3 and Aesthetic Component of 5 or below | 0 | 48 | N/A | 0.1% | 0.1% | 0.1% |
| % of case starts with a reported IOTN of 3 and Aesthetic Component of 6 or above | 4 | 48 | 8.3% | 4.2% | 3.5% | 4.0% |
| % of case starts with a reported IOTN of 4 | 29 | 48 | 60.4% | 82.5% | 79.4% | 78.0% |
| % of case starts with a reported IOTN of 5 | 15 | 48 | 31.3% | 12.8% | 16.4% | 16.6% |
| % of concluded courses in receipt of dual-arch fixed appliances | 48 | 62 | 77.4% | 70.3% | 76.1% | 74.0% |
| % of concluded courses where treatment was abandoned or discontinued | 3 | 62 | 4.8% | 7.0% | 8.6% | 8.5% |
| % of patients satisfied with the treatment they have received | 0 | 0 | N/A | 100.0% | 95.2% | 95.5% |

* Figures in italics indicate that the base number is less than 100.

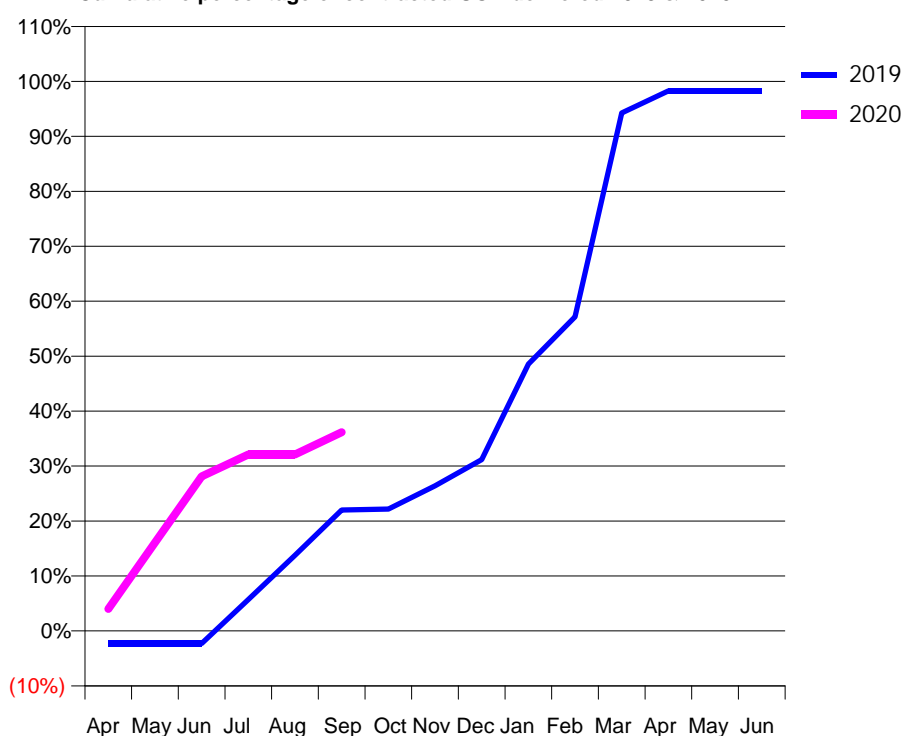
Q46 - Vital Signs Orthodontic At a Glance Contract Report for 679224/0001 - September 2019

| | | | |
|----------------------|-------------------------|---------------------------------------------|-------------|
| Name or company name | Mr V Singla | 19/20 Contracted general activity (UDA) | 3,916 |
| Contract type name | GDS Contract | Carry forward general activity (UDA) | 0 |
| Purpose of contract | General and Orthodontic | 19/20 Contracted orthodontic activity (UOA) | 523 |
| Contract start date | 01/04/2006 | Carry forward orthodontic activity (UOA) | 0 |
| Contract end date | | Baseline contract value | £156,344.38 |

| ACCESS | Contract | England and Wales |
|----------------------------------------------|----------|-------------------|
| 24 month ratio of assessments to patient IDs | 1.08 | 1.07 |

| ACTIVITY | Contract |
|-------------------------------------------------------------------------------------------|----------|
| Contract assess and fit appliances (case starts) as a percentage of Area Team case starts | 0.3 % |

Cumulative percentage of contracted UOA delivered 2019 & 2020



| Month | Adjusted Scheduled Activity (UOA) | | |
|-----------|-----------------------------------|------|------|
| | 2018 | 2019 | 2020 |
| April | 56 | -12 | 21 |
| May | 106 | -12 | 84 |
| June | 171 | -12 | 147 |
| July | 221 | 30 | 168 |
| August | 290 | 72 | 168 |
| September | 341 | 115 | 189 |
| October | 346 | 116 | |
| November | 438 | 138 | |
| December | 439 | 163 | |
| January | 464 | 254 | |
| February | 465 | 299 | |
| March | 488 | 493 | |
| April | 510 | 514 | |
| May | 510 | 514 | |
| June | 511 | 514 | |

QUANTITY METRICS (rolling 12 month period)

| | Contract Quantity | Contract Base Number | Contract * | Area Team | Region | England |
|----------------------------------------------------------------------------------|-------------------|----------------------|------------|-----------|--------|---------|
| % of all assessments that were assess and fit appliances (case starts) | 27 | 48 | 56.3% | 82.4% | 61.5% | 57.9% |
| % of all assessments that were assess and refuse | 10 | 48 | 20.8% | 7.6% | 11.3% | 12.4% |
| % of all assessments that were assess and review | 11 | 48 | 22.9% | 9.9% | 27.3% | 29.7% |
| % of case starts with a reported IOTN of 3 and Aesthetic Component of 5 or below | 0 | 27 | <i>N/A</i> | 0.1% | 0.1% | 0.1% |
| % of case starts with a reported IOTN of 3 and Aesthetic Component of 6 or above | 2 | 27 | 7.4% | 4.2% | 3.5% | 4.0% |
| % of case starts with a reported IOTN of 4 | 23 | 27 | 85.2% | 82.5% | 79.4% | 78.0% |
| % of case starts with a reported IOTN of 5 | 2 | 27 | 7.4% | 12.8% | 16.4% | 16.6% |
| % of concluded courses in receipt of dual-arch fixed appliances | 1 | 19 | 5.3% | 70.3% | 76.1% | 74.0% |
| % of concluded courses where treatment was abandoned or discontinued | 0 | 19 | 0.0% | 7.0% | 8.6% | 8.5% |
| % of patients satisfied with the treatment they have received | 0 | 0 | <i>N/A</i> | 100.0% | 95.2% | 95.5% |

* Figures in italics indicate that the base number is less than 100.

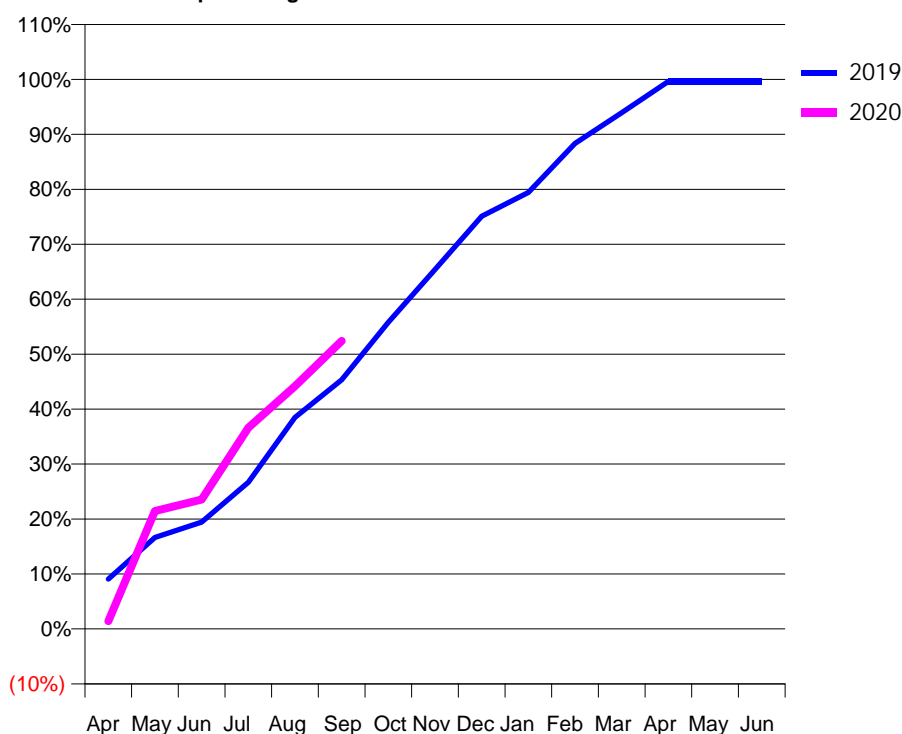
Q46 - Vital Signs Orthodontic At a Glance Contract Report for 723312/0003 - September 2019

| | | | |
|----------------------|-------------------------|---------------------------------------------|-------------|
| Name or company name | Aligned Dental Care Ltd | 19/20 Contracted general activity (UDA) | 0 |
| Contract type name | PDS Contract | Carry forward general activity (UDA) | 0 |
| Purpose of contract | Orthodontic | 19/20 Contracted orthodontic activity (UOA) | 3,083 |
| Contract start date | 01/04/2006 | Carry forward orthodontic activity (UOA) | 0 |
| Contract end date | 31/03/2021 | Baseline contract value | £204,364.32 |

| ACCESS | Contract | England and Wales |
|----------------------------------------------|----------|-------------------|
| 24 month ratio of assessments to patient IDs | 1.01 | 1.07 |

| ACTIVITY | Contract |
|-------------------------------------------------------------------------------------------|----------|
| Contract assess and fit appliances (case starts) as a percentage of Area Team case starts | 1.7 % |

Cumulative percentage of contracted UOA delivered 2019 & 2020



| Month | Adjusted Scheduled Activity (UOA) | | |
|-----------|-----------------------------------|-------|-------|
| | 2018 | 2019 | 2020 |
| April | 66 | 280 | 44 |
| May | 108 | 513 | 661 |
| June | 216 | 600 | 726 |
| July | 280 | 823 | 1,129 |
| August | 571 | 1,187 | 1,362 |
| September | 934 | 1,398 | 1,616 |
| October | 1,391 | 1,721 | |
| November | 1,862 | 2,016 | |
| December | 2,190 | 2,315 | |
| January | 2,486 | 2,449 | |
| February | 2,893 | 2,724 | |
| March | 3,022 | 2,896 | |
| April | 3,086 | 3,072 | |
| May | 3,087 | 3,072 | |
| June | 3,087 | 3,072 | |

QUANTITY METRICS (rolling 12 month period)

| | Contract Quantity | Contract Base Number | Contract * | Area Team | Region | England |
|----------------------------------------------------------------------------------|-------------------|----------------------|------------|-----------|--------|---------|
| % of all assessments that were assess and fit appliances (case starts) | 156 | 207 | 75.4% | 82.4% | 61.5% | 57.9% |
| % of all assessments that were assess and refuse | 42 | 207 | 20.3% | 7.6% | 11.3% | 12.4% |
| % of all assessments that were assess and review | 9 | 207 | 4.3% | 9.9% | 27.3% | 29.7% |
| % of case starts with a reported IOTN of 3 and Aesthetic Component of 5 or below | 0 | 156 | N/A | 0.1% | 0.1% | 0.1% |
| % of case starts with a reported IOTN of 3 and Aesthetic Component of 6 or above | 1 | 156 | 0.6% | 4.2% | 3.5% | 4.0% |
| % of case starts with a reported IOTN of 4 | 125 | 156 | 80.1% | 82.5% | 79.4% | 78.0% |
| % of case starts with a reported IOTN of 5 | 30 | 156 | 19.2% | 12.8% | 16.4% | 16.6% |
| % of concluded courses in receipt of dual-arch fixed appliances | 94 | 105 | 89.5% | 70.3% | 76.1% | 74.0% |
| % of concluded courses where treatment was abandoned or discontinued | 6 | 105 | 5.7% | 7.0% | 8.6% | 8.5% |
| % of patients satisfied with the treatment they have received | 0 | 0 | N/A | 100.0% | 95.2% | 95.5% |

* Figures in italics indicate that the base number is less than 100.

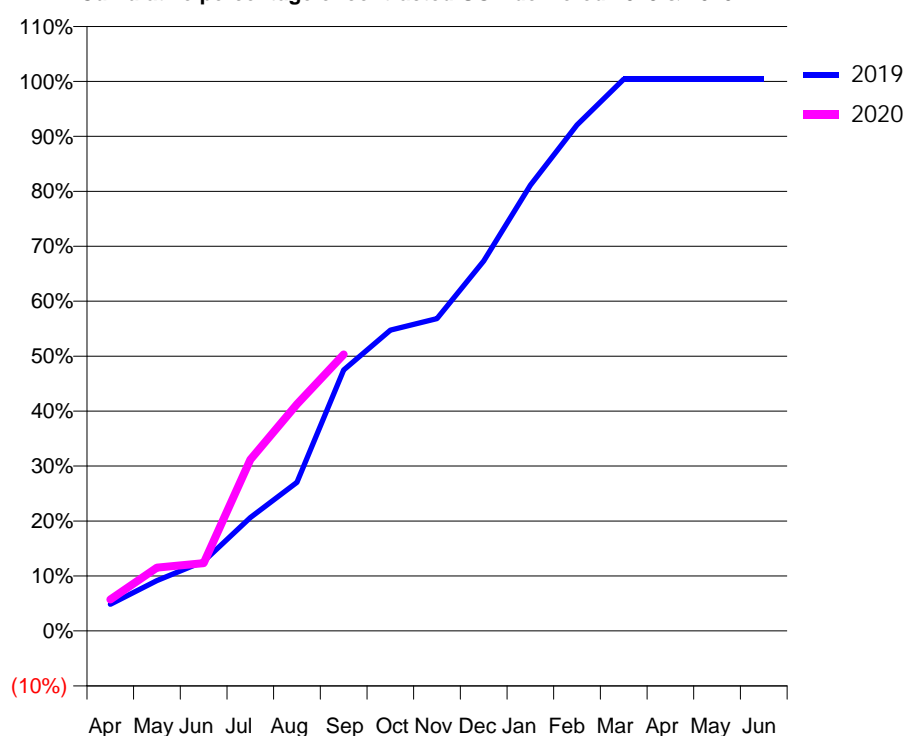
Q46 - Vital Signs Orthodontic At a Glance Contract Report for 783579/0003 - September 2019

| | | | |
|----------------------|-----------------------------|---------------------------------------------|-------------|
| Name or company name | Northwest Orthodontists Ltd | 19/20 Contracted general activity (UDA) | 0 |
| Contract type name | PDS Contract | Carry forward general activity (UDA) | 0 |
| Purpose of contract | Orthodontic | 19/20 Contracted orthodontic activity (UOA) | 10,229 |
| Contract start date | 01/04/2011 | Carry forward orthodontic activity (UOA) | 0 |
| Contract end date | 31/03/2021 | Baseline contract value | £638,700.43 |

| ACCESS | Contract | England and Wales |
|----------------------------------------------|----------|-------------------|
| 24 month ratio of assessments to patient IDs | 1.01 | 1.07 |

| ACTIVITY | Contract |
|-------------------------------------------------------------------------------------------|----------|
| Contract assess and fit appliances (case starts) as a percentage of Area Team case starts | 5.5 % |

Cumulative percentage of contracted UOA delivered 2019 & 2020



| Month | Adjusted Scheduled Activity (UOA) | | |
|-----------|-----------------------------------|--------|-------|
| | 2018 | 2019 | 2020 |
| April | 570 | 496 | 588 |
| May | 994 | 937 | 1,178 |
| June | 1,605 | 1,294 | 1,262 |
| July | 1,924 | 2,112 | 3,189 |
| August | 2,680 | 2,767 | 4,218 |
| September | 5,405 | 4,856 | 5,146 |
| October | 6,560 | 5,599 | |
| November | 7,131 | 5,811 | |
| December | 7,842 | 6,886 | |
| January | 8,898 | 8,297 | |
| February | 9,247 | 9,418 | |
| March | 10,263 | 10,270 | |
| April | 10,263 | 10,270 | |
| May | 10,263 | 10,270 | |
| June | 10,263 | 10,270 | |

QUANTITY METRICS (rolling 12 month period)

| | Contract Quantity | Contract Base Number | Contract * | Area Team | Region | England |
|----------------------------------------------------------------------------------|-------------------|----------------------|------------|-----------|--------|---------|
| % of all assessments that were assess and fit appliances (case starts) | 506 | 522 | 96.9% | 82.4% | 61.5% | 57.9% |
| % of all assessments that were assess and refuse | 10 | 522 | 1.9% | 7.6% | 11.3% | 12.4% |
| % of all assessments that were assess and review | 6 | 522 | 1.1% | 9.9% | 27.3% | 29.7% |
| % of case starts with a reported IOTN of 3 and Aesthetic Component of 5 or below | 1 | 506 | 0.2% | 0.1% | 0.1% | 0.1% |
| % of case starts with a reported IOTN of 3 and Aesthetic Component of 6 or above | 35 | 506 | 6.9% | 4.2% | 3.5% | 4.0% |
| % of case starts with a reported IOTN of 4 | 402 | 506 | 79.4% | 82.5% | 79.4% | 78.0% |
| % of case starts with a reported IOTN of 5 | 67 | 506 | 13.2% | 12.8% | 16.4% | 16.6 % |
| % of concluded courses in receipt of dual-arch fixed appliances | 1 | 358 | 0.3% | 70.3% | 76.1% | 74.0% |
| % of concluded courses where treatment was abandoned or discontinued | 4 | 358 | 1.1% | 7.0% | 8.6% | 8.5% |
| % of patients satisfied with the treatment they have received | 1 | 1 | 100.0% | 100.0% | 95.2% | 95.5% |

* Figures in italics indicate that the base number is less than 100.

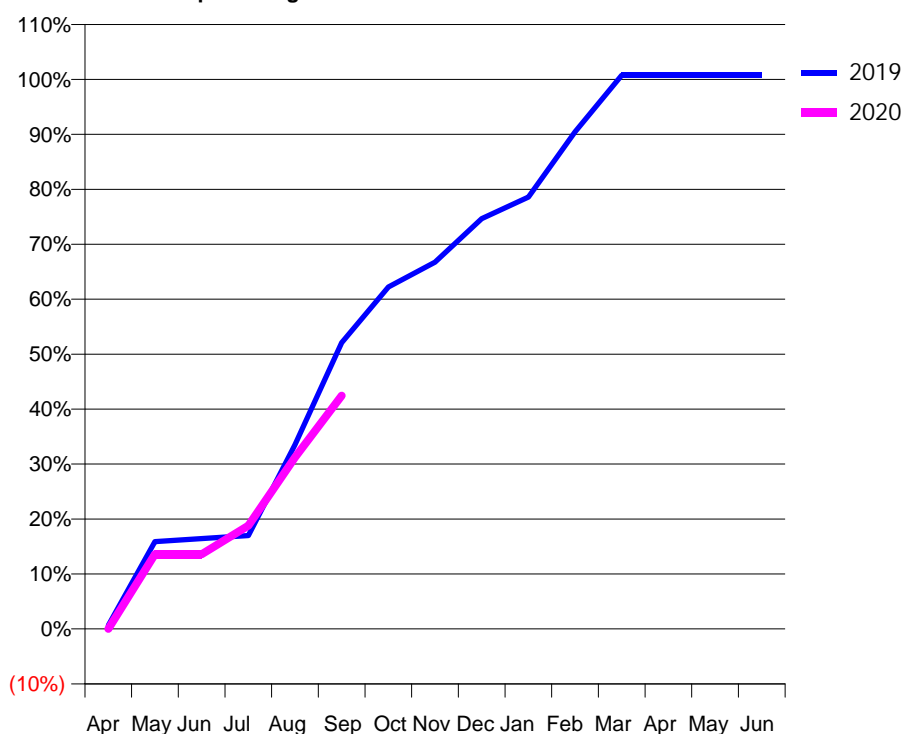
Q46 - Vital Signs Orthodontic At a Glance Contract Report for 783579/0005 - September 2019

| | | | |
|----------------------|-----------------------------|---------------------------------------------|-------------|
| Name or company name | Northwest Orthodontists Ltd | 19/20 Contracted general activity (UDA) | 0 |
| Contract type name | PDS Contract | Carry forward general activity (UDA) | 0 |
| Purpose of contract | Orthodontic | 19/20 Contracted orthodontic activity (UOA) | 3,729 |
| Contract start date | 01/04/2012 | Carry forward orthodontic activity (UOA) | 0 |
| Contract end date | 31/03/2021 | Baseline contract value | £224,524.40 |

| ACCESS | Contract | England and Wales |
|----------------------------------------------|----------|-------------------|
| 24 month ratio of assessments to patient IDs | 1.00 | 1.07 |

| ACTIVITY | Contract |
|-------------------------------------------------------------------------------------------|----------|
| Contract assess and fit appliances (case starts) as a percentage of Area Team case starts | 1.8 % |

Cumulative percentage of contracted UOA delivered 2019 & 2020



| Month | Adjusted Scheduled Activity (UOA) | | |
|-----------|-----------------------------------|-------|-------|
| | 2018 | 2019 | 2020 |
| April | 0 | 25 | 0 |
| May | 609 | 592 | 506 |
| June | 609 | 613 | 506 |
| July | 1,050 | 634 | 701 |
| August | 1,239 | 1,249 | 1,163 |
| September | 1,955 | 1,942 | 1,583 |
| October | 2,165 | 2,320 | |
| November | 2,759 | 2,488 | |
| December | 2,992 | 2,784 | |
| January | 3,246 | 2,931 | |
| February | 3,561 | 3,372 | |
| March | 3,733 | 3,757 | |
| April | 3,733 | 3,757 | |
| May | 3,754 | 3,757 | |
| June | 3,754 | 3,757 | |

QUANTITY METRICS (rolling 12 month period)

| | Contract Quantity | Contract Base Number | Contract * | Area Team | Region | England |
|----------------------------------------------------------------------------------|-------------------|----------------------|------------|-----------|--------|---------|
| % of all assessments that were assess and fit appliances (case starts) | 162 | 167 | 97.0% | 82.4% | 61.5% | 57.9% |
| % of all assessments that were assess and refuse | 4 | 167 | 2.4% | 7.6% | 11.3% | 12.4% |
| % of all assessments that were assess and review | 1 | 167 | 0.6% | 9.9% | 27.3% | 29.7% |
| % of case starts with a reported IOTN of 3 and Aesthetic Component of 5 or below | 0 | 162 | N/A | 0.1% | 0.1% | 0.1% |
| % of case starts with a reported IOTN of 3 and Aesthetic Component of 6 or above | 8 | 162 | 4.9% | 4.2% | 3.5% | 4.0% |
| % of case starts with a reported IOTN of 4 | 140 | 162 | 86.4% | 82.5% | 79.4% | 78.0% |
| % of case starts with a reported IOTN of 5 | 13 | 162 | 8.0% | 12.8% | 16.4% | 16.6 % |
| % of concluded courses in receipt of dual-arch fixed appliances | 0 | 104 | N/A | 70.3% | 76.1% | 74.0% |
| % of concluded courses where treatment was abandoned or discontinued | 1 | 104 | 1.0% | 7.0% | 8.6% | 8.5% |
| % of patients satisfied with the treatment they have received | 0 | 0 | N/A | 100.0% | 95.2% | 95.5% |

* Figures in italics indicate that the base number is less than 100.

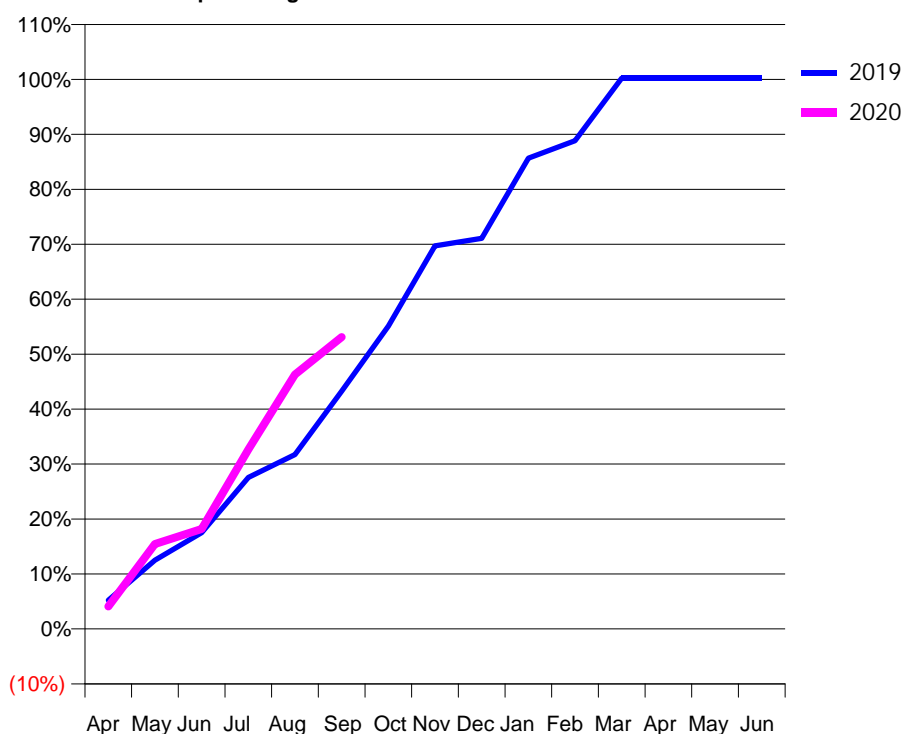
Q46 - Vital Signs Orthodontic At a Glance Contract Report for 783579/0006 - September 2019

| | | | |
|----------------------|-----------------------------|---------------------------------------------|-------------|
| Name or company name | Northwest Orthodontists Ltd | 19/20 Contracted general activity (UDA) | 0 |
| Contract type name | PDS Contract | Carry forward general activity (UDA) | 0 |
| Purpose of contract | Orthodontic | 19/20 Contracted orthodontic activity (UOA) | 4,621 |
| Contract start date | 01/04/2012 | Carry forward orthodontic activity (UOA) | 0 |
| Contract end date | 31/03/2021 | Baseline contract value | £276,847.79 |

| ACCESS | Contract | England and Wales |
|----------------------------------------------|----------|-------------------|
| 24 month ratio of assessments to patient IDs | 1.02 | 1.07 |

| ACTIVITY | Contract |
|-------------------------------------------------------------------------------------------|----------|
| Contract assess and fit appliances (case starts) as a percentage of Area Team case starts | 2.7 % |

Cumulative percentage of contracted UOA delivered 2019 & 2020



| Month | Adjusted Scheduled Activity (UOA) | | |
|-----------|-----------------------------------|-------|-------|
| | 2018 | 2019 | 2020 |
| April | 10 | 242 | 189 |
| May | 812 | 578 | 714 |
| June | 812 | 809 | 840 |
| July | 1,150 | 1,273 | 1,509 |
| August | 1,780 | 1,466 | 2,139 |
| September | 2,347 | 1,999 | 2,454 |
| October | 2,962 | 2,547 | |
| November | 3,617 | 3,221 | |
| December | 4,076 | 3,284 | |
| January | 4,097 | 3,958 | |
| February | 4,332 | 4,105 | |
| March | 4,653 | 4,632 | |
| April | 4,653 | 4,632 | |
| May | 4,653 | 4,632 | |
| June | 4,653 | 4,632 | |

QUANTITY METRICS (rolling 12 month period)

| | Contract Quantity | Contract Base Number | Contract * | Area Team | Region | England |
|----------------------------------------------------------------------------------|-------------------|----------------------|------------|-----------|--------|---------|
| % of all assessments that were assess and fit appliances (case starts) | 248 | 257 | 96.5% | 82.4% | 61.5% | 57.9% |
| % of all assessments that were assess and refuse | 8 | 257 | 3.1% | 7.6% | 11.3% | 12.4% |
| % of all assessments that were assess and review | 1 | 257 | 0.4% | 9.9% | 27.3% | 29.7% |
| % of case starts with a reported IOTN of 3 and Aesthetic Component of 5 or below | 0 | 248 | N/A | 0.1% | 0.1% | 0.1% |
| % of case starts with a reported IOTN of 3 and Aesthetic Component of 6 or above | 10 | 248 | 4.0% | 4.2% | 3.5% | 4.0% |
| % of case starts with a reported IOTN of 4 | 204 | 248 | 82.3% | 82.5% | 79.4% | 78.0% |
| % of case starts with a reported IOTN of 5 | 34 | 248 | 13.7% | 12.8% | 16.4% | 16.6 % |
| % of concluded courses in receipt of dual-arch fixed appliances | 0 | 144 | N/A | 70.3% | 76.1% | 74.0% |
| % of concluded courses where treatment was abandoned or discontinued | 2 | 144 | 1.4% | 7.0% | 8.6% | 8.5% |
| % of patients satisfied with the treatment they have received | 0 | 0 | N/A | 100.0% | 95.2% | 95.5% |

* Figures in italics indicate that the base number is less than 100.

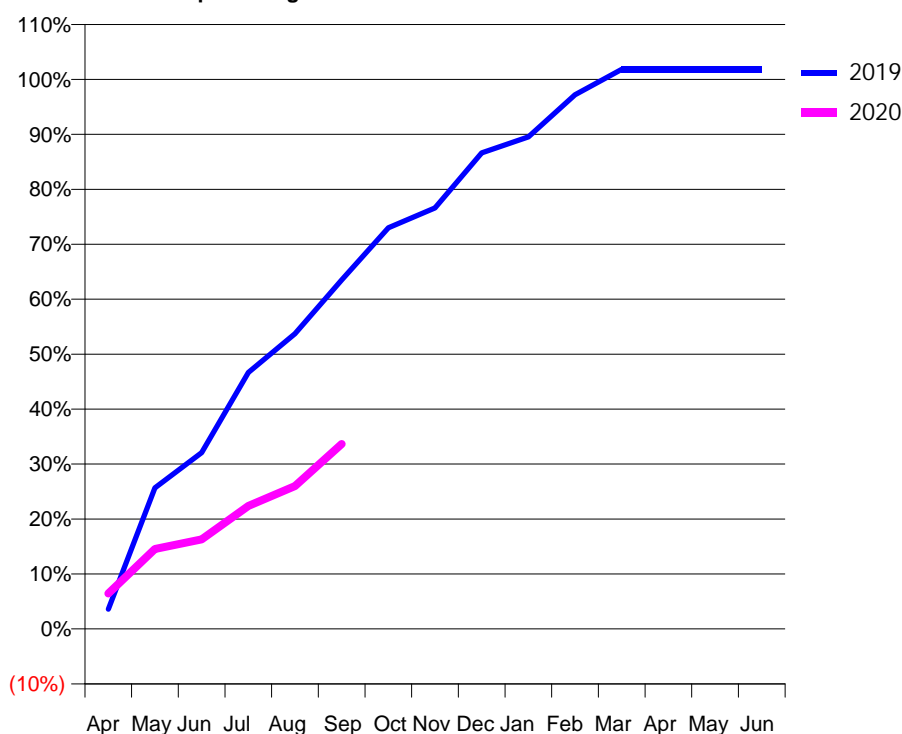
Q46 - Vital Signs Orthodontic At a Glance Contract Report for 813559/0002 - September 2019

| | | | |
|----------------------|--------------|---------------------------------------------|-------------|
| Name or company name | MR NA HALL | 19/20 Contracted general activity (UDA) | 0 |
| Contract type name | PDS Contract | Carry forward general activity (UDA) | 0 |
| Purpose of contract | Orthodontic | 19/20 Contracted orthodontic activity (UOA) | 3,632 |
| Contract start date | 01/04/2012 | Carry forward orthodontic activity (UOA) | 0 |
| Contract end date | 31/03/2021 | Baseline contract value | £218,684.21 |

| ACCESS | Contract | England and Wales |
|----------------------------------------------|----------|-------------------|
| 24 month ratio of assessments to patient IDs | 1.02 | 1.07 |

| ACTIVITY | Contract |
|-------------------------------------------------------------------------------------------|----------|
| Contract assess and fit appliances (case starts) as a percentage of Area Team case starts | 1.3 % |

Cumulative percentage of contracted UOA delivered 2019 & 2020



| Month | Adjusted Scheduled Activity (UOA) | | |
|-----------|-----------------------------------|-------|-------|
| | 2018 | 2019 | 2020 |
| April | 8 | 131 | 234 |
| May | 266 | 932 | 528 |
| June | 414 | 1,165 | 592 |
| July | 752 | 1,695 | 813 |
| August | 1,116 | 1,951 | 944 |
| September | 1,286 | 2,306 | 1,222 |
| October | 2,011 | 2,652 | |
| November | 2,503 | 2,782 | |
| December | 3,013 | 3,146 | |
| January | 3,443 | 3,252 | |
| February | 3,634 | 3,530 | |
| March | 3,658 | 3,698 | |
| April | 3,673 | 3,698 | |
| May | 3,673 | 3,698 | |
| June | 3,673 | 3,698 | |

QUANTITY METRICS (rolling 12 month period)

| | Contract Quantity | Contract Base Number | Contract * | Area Team | Region | England |
|----------------------------------------------------------------------------------|-------------------|----------------------|------------|-----------|--------|---------|
| % of all assessments that were assess and fit appliances (case starts) | 123 | 167 | 73.7% | 82.4% | 61.5% | 57.9% |
| % of all assessments that were assess and refuse | 14 | 167 | 8.4% | 7.6% | 11.3% | 12.4% |
| % of all assessments that were assess and review | 30 | 167 | 18.0% | 9.9% | 27.3% | 29.7% |
| % of case starts with a reported IOTN of 3 and Aesthetic Component of 5 or below | 0 | 123 | N/A | 0.1% | 0.1% | 0.1% |
| % of case starts with a reported IOTN of 3 and Aesthetic Component of 6 or above | 2 | 123 | 1.6% | 4.2% | 3.5% | 4.0% |
| % of case starts with a reported IOTN of 4 | 105 | 123 | 85.4% | 82.5% | 79.4% | 78.0% |
| % of case starts with a reported IOTN of 5 | 15 | 123 | 12.2% | 12.8% | 16.4% | 16.6% |
| % of concluded courses in receipt of dual-arch fixed appliances | 161 | 184 | 87.5% | 70.3% | 76.1% | 74.0% |
| % of concluded courses where treatment was abandoned or discontinued | 17 | 184 | 9.2% | 7.0% | 8.6% | 8.5% |
| % of patients satisfied with the treatment they have received | 2 | 2 | 100.0% | 100.0% | 95.2% | 95.5% |

* Figures in italics indicate that the base number is less than 100.

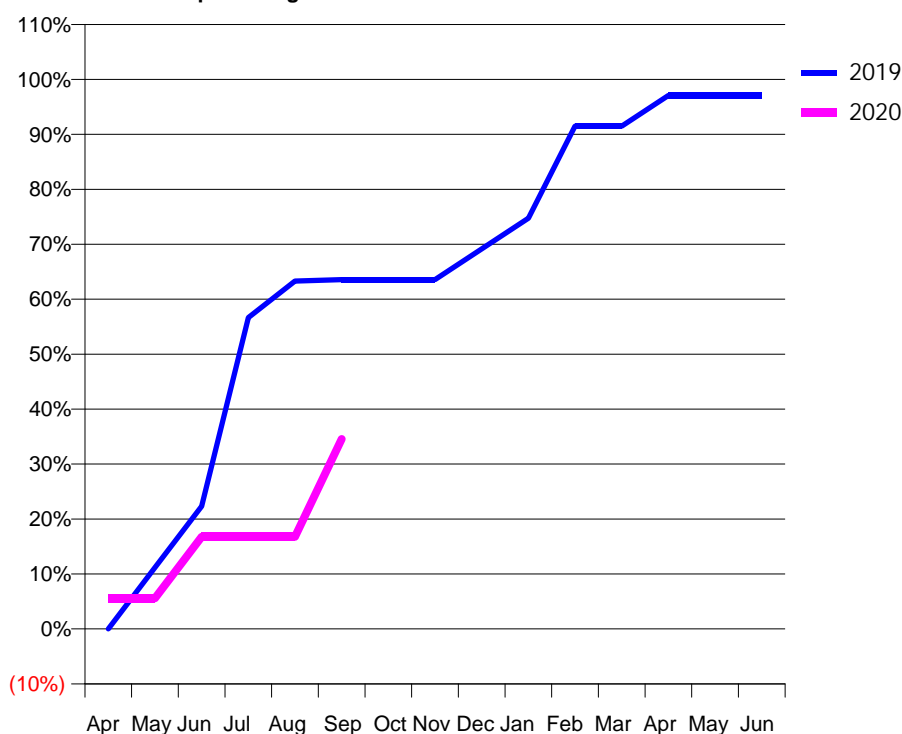
Q46 - Vital Signs Orthodontic At a Glance Contract Report for 824372/0001 - September 2019

| | | | |
|----------------------|-------------------------|---------------------------------------------|------------|
| Name or company name | MRS LR DOVER | 19/20 Contracted general activity (UDA) | 760 |
| Contract type name | GDS Contract | Carry forward general activity (UDA) | 0 |
| Purpose of contract | General and Orthodontic | 19/20 Contracted orthodontic activity (UOA) | 376 |
| Contract start date | 01/04/2006 | Carry forward orthodontic activity (UOA) | 0 |
| Contract end date | | Baseline contract value | £35,714.27 |

| ACCESS | Contract | England and Wales |
|----------------------------------------------|----------|-------------------|
| 24 month ratio of assessments to patient IDs | 1.07 | 1.07 |

| ACTIVITY | Contract |
|-------------------------------------------------------------------------------------------|----------|
| Contract assess and fit appliances (case starts) as a percentage of Area Team case starts | 0.1 % |

Cumulative percentage of contracted UOA delivered 2019 & 2020



| Month | Adjusted Scheduled Activity (UOA) | | |
|-----------|-----------------------------------|------|------|
| | 2018 | 2019 | 2020 |
| April | -5 | 0 | 21 |
| May | -5 | 42 | 21 |
| June | 37 | 84 | 63 |
| July | 37 | 213 | 63 |
| August | 37 | 238 | 63 |
| September | 123 | 239 | 130 |
| October | 124 | 239 | |
| November | 126 | 239 | |
| December | 170 | 260 | |
| January | 233 | 281 | |
| February | 254 | 344 | |
| March | 300 | 344 | |
| April | 343 | 365 | |
| May | 344 | 365 | |
| June | 344 | 365 | |

QUANTITY METRICS (rolling 12 month period)

| | Contract Quantity | Contract Base Number | Contract * | Area Team | Region | England |
|----------------------------------------------------------------------------------|-------------------|----------------------|------------|-----------|--------|---------|
| % of all assessments that were assess and fit appliances (case starts) | 13 | 13 | 100.0% | 82.4% | 61.5% | 57.9% |
| % of all assessments that were assess and refuse | 0 | 13 | 0.0% | 7.6% | 11.3% | 12.4% |
| % of all assessments that were assess and review | 0 | 13 | 0.0% | 9.9% | 27.3% | 29.7% |
| % of case starts with a reported IOTN of 3 and Aesthetic Component of 5 or below | 0 | 13 | N/A | 0.1% | 0.1% | 0.1% |
| % of case starts with a reported IOTN of 3 and Aesthetic Component of 6 or above | 0 | 13 | N/A | 4.2% | 3.5% | 4.0% |
| % of case starts with a reported IOTN of 4 | 7 | 13 | 53.8% | 82.5% | 79.4% | 78.0% |
| % of case starts with a reported IOTN of 5 | 0 | 13 | N/A | 12.8% | 16.4% | 16.6% |
| % of concluded courses in receipt of dual-arch fixed appliances | 2 | 5 | 40.0% | 70.3% | 76.1% | 74.0% |
| % of concluded courses where treatment was abandoned or discontinued | 1 | 5 | 20.0% | 7.0% | 8.6% | 8.5% |
| % of patients satisfied with the treatment they have received | 0 | 0 | N/A | 100.0% | 95.2% | 95.5% |

* Figures in italics indicate that the base number is less than 100.

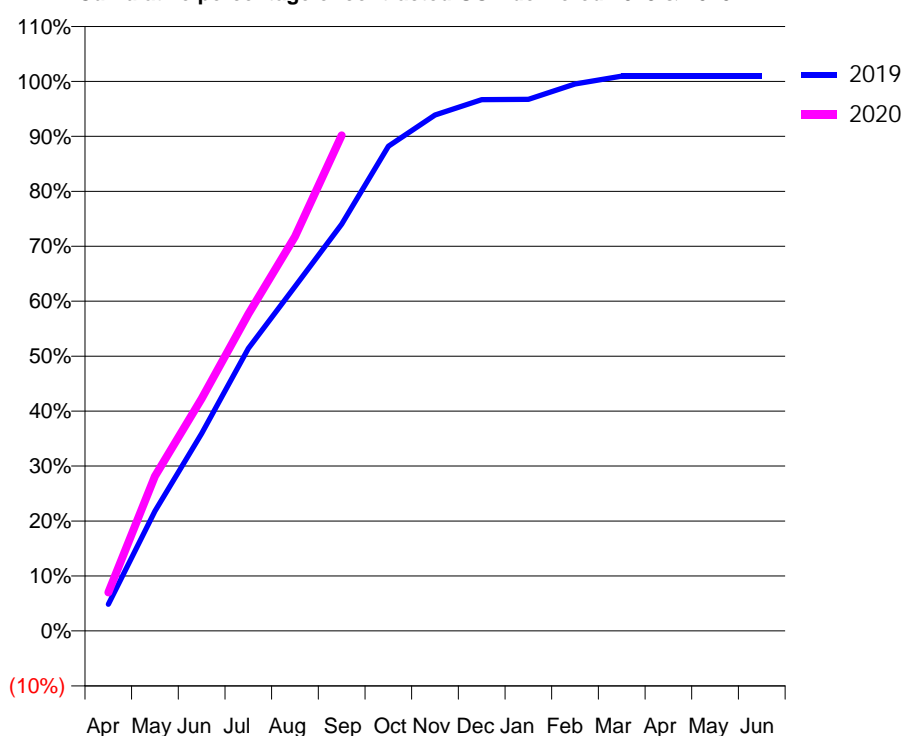
Q46 - Vital Signs Orthodontic At a Glance Contract Report for 829188/0001 - September 2019

| | | | |
|----------------------|--------------|---------------------------------------------|------------|
| Name or company name | MR WW LEE | 19/20 Contracted general activity (UDA) | 0 |
| Contract type name | PDS Contract | Carry forward general activity (UDA) | 0 |
| Purpose of contract | Orthodontic | 19/20 Contracted orthodontic activity (UOA) | 1,500 |
| Contract start date | 01/04/2006 | Carry forward orthodontic activity (UOA) | 0 |
| Contract end date | 31/03/2021 | Baseline contract value | £89,866.20 |

| ACCESS | Contract | England and Wales |
|----------------------------------------------|----------|-------------------|
| 24 month ratio of assessments to patient IDs | 1.00 | 1.07 |

| ACTIVITY | Contract |
|-------------------------------------------------------------------------------------------|----------|
| Contract assess and fit appliances (case starts) as a percentage of Area Team case starts | 0.9 % |

Cumulative percentage of contracted UOA delivered 2019 & 2020



| Month | Adjusted Scheduled Activity (UOA) | | |
|-----------|-----------------------------------|-------|-------|
| | 2018 | 2019 | 2020 |
| April | 157 | 73 | 105 |
| May | 577 | 327 | 422 |
| June | 767 | 539 | 634 |
| July | 1,020 | 771 | 865 |
| August | 1,062 | 940 | 1,076 |
| September | 1,463 | 1,110 | 1,353 |
| October | 1,528 | 1,323 | |
| November | 1,529 | 1,408 | |
| December | 1,533 | 1,450 | |
| January | 1,555 | 1,451 | |
| February | 1,576 | 1,493 | |
| March | 1,597 | 1,514 | |
| April | 1,597 | 1,514 | |
| May | 1,597 | 1,514 | |
| June | 1,597 | 1,514 | |

QUANTITY METRICS (rolling 12 month period)

| | Contract Quantity | Contract Base Number | Contract * | Area Team | Region | England |
|----------------------------------------------------------------------------------|-------------------|----------------------|------------|-----------|--------|---------|
| % of all assessments that were assess and fit appliances (case starts) | 83 | 95 | 87.4% | 82.4% | 61.5% | 57.9% |
| % of all assessments that were assess and refuse | 12 | 95 | 12.6% | 7.6% | 11.3% | 12.4% |
| % of all assessments that were assess and review | 0 | 95 | 0.0% | 9.9% | 27.3% | 29.7% |
| % of case starts with a reported IOTN of 3 and Aesthetic Component of 5 or below | 0 | 83 | N/A | 0.1% | 0.1% | 0.1% |
| % of case starts with a reported IOTN of 3 and Aesthetic Component of 6 or above | 0 | 83 | N/A | 4.2% | 3.5% | 4.0% |
| % of case starts with a reported IOTN of 4 | 68 | 83 | 81.9% | 82.5% | 79.4% | 78.0% |
| % of case starts with a reported IOTN of 5 | 15 | 83 | 18.1% | 12.8% | 16.4% | 16.6% |
| % of concluded courses in receipt of dual-arch fixed appliances | 62 | 66 | 93.9% | 70.3% | 76.1% | 74.0% |
| % of concluded courses where treatment was abandoned or discontinued | 4 | 66 | 6.1% | 7.0% | 8.6% | 8.5% |
| % of patients satisfied with the treatment they have received | 0 | 0 | N/A | 100.0% | 95.2% | 95.5% |

* Figures in italics indicate that the base number is less than 100.

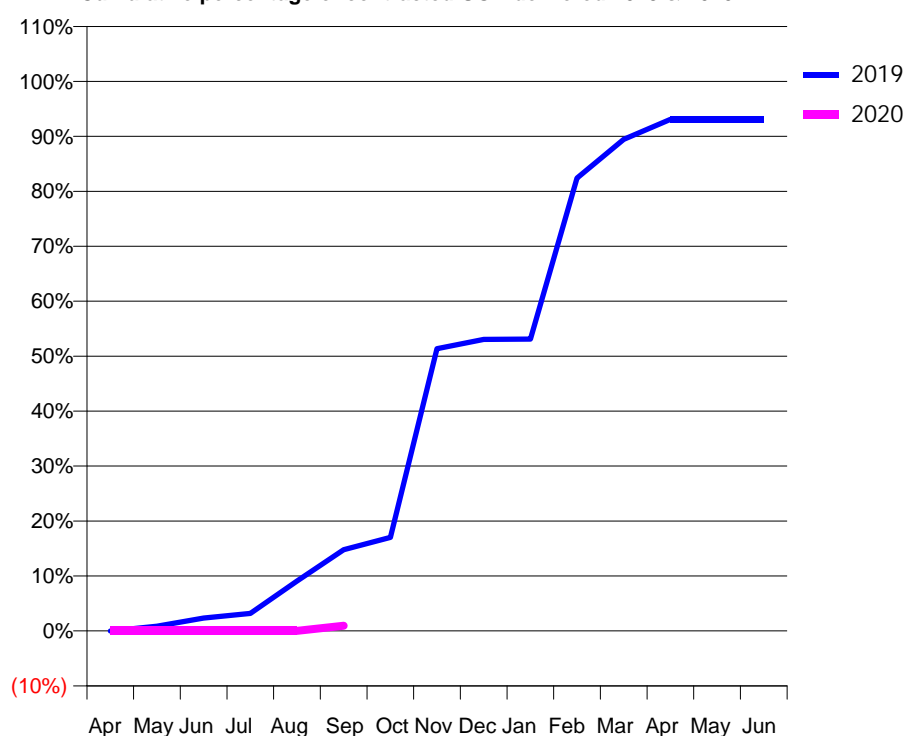
Q46 - Vital Signs Orthodontic At a Glance Contract Report for 840696/0001 - September 2019

| | | | |
|----------------------|-------------------------|---------------------------------------------|-------------|
| Name or company name | MR MJ KELLY | 19/20 Contracted general activity (UDA) | 7,750 |
| Contract type name | GDS Contract | Carry forward general activity (UDA) | 0 |
| Purpose of contract | General and Orthodontic | 19/20 Contracted orthodontic activity (UOA) | 3,035 |
| Contract start date | 01/04/2006 | Carry forward orthodontic activity (UOA) | 0 |
| Contract end date | | Baseline contract value | £422,728.48 |

| ACCESS | Contract | England and Wales |
|----------------------------------------------|----------|-------------------|
| 24 month ratio of assessments to patient IDs | 1.06 | 1.07 |

| ACTIVITY | Contract |
|-------------------------------------------------------------------------------------------|----------|
| Contract assess and fit appliances (case starts) as a percentage of Area Team case starts | 1.3 % |

Cumulative percentage of contracted UOA delivered 2019 & 2020



| Month | Adjusted Scheduled Activity (UOA) | | |
|-----------|-----------------------------------|-------|------|
| | 2018 | 2019 | 2020 |
| April | -75 | -1 | 0 |
| May | -22 | 26 | 0 |
| June | -2 | 71 | 0 |
| July | 30 | 97 | 0 |
| August | 820 | 275 | 0 |
| September | 826 | 449 | 29 |
| October | 861 | 517 | |
| November | 1,489 | 1,559 | |
| December | 1,576 | 1,610 | |
| January | 2,044 | 1,612 | |
| February | 2,520 | 2,501 | |
| March | 2,860 | 2,715 | |
| April | 2,860 | 2,825 | |
| May | 2,925 | 2,825 | |
| June | 3,034 | 2,825 | |

QUANTITY METRICS (rolling 12 month period)

| | Contract Quantity | Contract Base Number | Contract * | Area Team | Region | England |
|----------------------------------------------------------------------------------|-------------------|----------------------|------------|-----------|--------|---------|
| % of all assessments that were assess and fit appliances (case starts) | 118 | 168 | 70.2% | 82.4% | 61.5% | 57.9% |
| % of all assessments that were assess and refuse | 27 | 168 | 16.1% | 7.6% | 11.3% | 12.4% |
| % of all assessments that were assess and review | 23 | 168 | 13.7% | 9.9% | 27.3% | 29.7% |
| % of case starts with a reported IOTN of 3 and Aesthetic Component of 5 or below | 1 | 118 | 0.8% | 0.1% | 0.1% | 0.1% |
| % of case starts with a reported IOTN of 3 and Aesthetic Component of 6 or above | 1 | 118 | 0.8% | 4.2% | 3.5% | 4.0% |
| % of case starts with a reported IOTN of 4 | 106 | 118 | 89.8% | 82.5% | 79.4% | 78.0% |
| % of case starts with a reported IOTN of 5 | 10 | 118 | 8.5% | 12.8% | 16.4% | 16.6% |
| % of concluded courses in receipt of dual-arch fixed appliances | 24 | 36 | 66.7% | 70.3% | 76.1% | 74.0% |
| % of concluded courses where treatment was abandoned or discontinued | 2 | 36 | 5.6% | 7.0% | 8.6% | 8.5% |
| % of patients satisfied with the treatment they have received | 0 | 0 | N/A | 100.0% | 95.2% | 95.5% |

* Figures in italics indicate that the base number is less than 100.

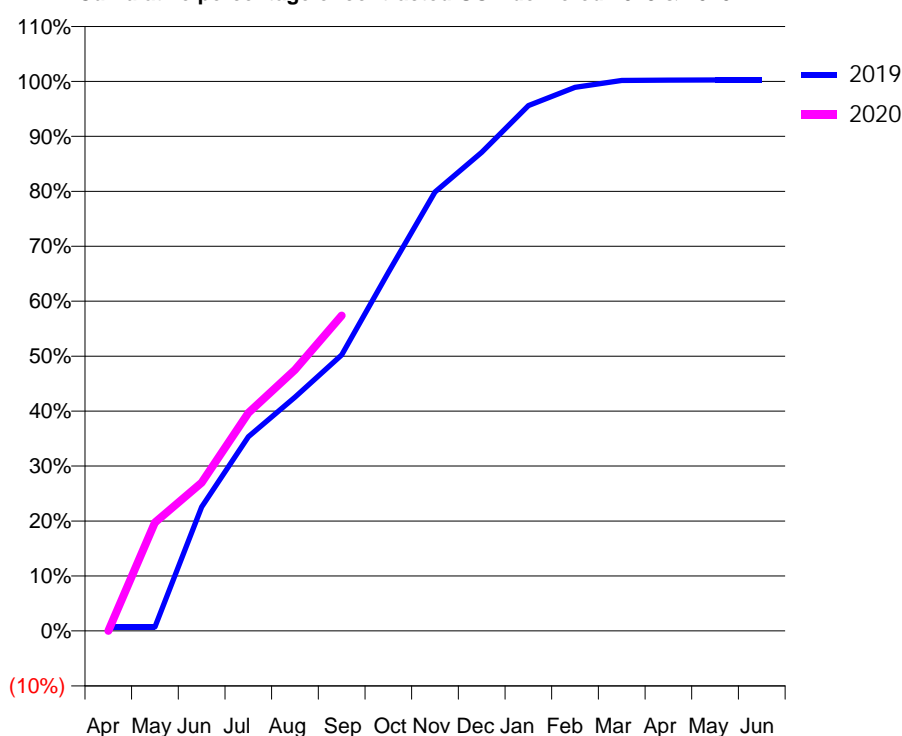
Q46 - Vital Signs Orthodontic At a Glance Contract Report for 857475/0001 - September 2019

| | | | |
|----------------------|--------------|---------------------------------------------|-------------|
| Name or company name | MS M PATEL | 19/20 Contracted general activity (UDA) | 0 |
| Contract type name | PDS Contract | Carry forward general activity (UDA) | 0 |
| Purpose of contract | Orthodontic | 19/20 Contracted orthodontic activity (UOA) | 7,916 |
| Contract start date | 01/11/2009 | Carry forward orthodontic activity (UOA) | 0 |
| Contract end date | 31/03/2021 | Baseline contract value | £494,228.92 |

| ACCESS | Contract | England and Wales |
|----------------------------------------------|----------|-------------------|
| 24 month ratio of assessments to patient IDs | 1.01 | 1.07 |

| ACTIVITY | Contract |
|-------------------------------------------------------------------------------------------|----------|
| Contract assess and fit appliances (case starts) as a percentage of Area Team case starts | 4.4 % |

Cumulative percentage of contracted UOA delivered 2019 & 2020



| Month | Adjusted Scheduled Activity (UOA) | | |
|-----------|-----------------------------------|-------|-------|
| | 2018 | 2019 | 2020 |
| April | 169 | 57 | 0 |
| May | 1,284 | 57 | 1,562 |
| June | 1,853 | 1,786 | 2,136 |
| July | 2,680 | 2,797 | 3,142 |
| August | 3,624 | 3,366 | 3,760 |
| September | 4,338 | 3,976 | 4,543 |
| October | 5,028 | 5,165 | |
| November | 5,578 | 6,323 | |
| December | 6,338 | 6,893 | |
| January | 6,780 | 7,567 | |
| February | 7,244 | 7,829 | |
| March | 7,536 | 7,929 | |
| April | 7,902 | 7,933 | |
| May | 7,902 | 7,936 | |
| June | 7,966 | 7,936 | |

QUANTITY METRICS (rolling 12 month period)

| | Contract Quantity | Contract Base Number | Contract * | Area Team | Region | England |
|----------------------------------------------------------------------------------|-------------------|----------------------|------------|-----------|--------|---------|
| % of all assessments that were assess and fit appliances (case starts) | 403 | 480 | 84.0% | 82.4% | 61.5% | 57.9% |
| % of all assessments that were assess and refuse | 3 | 480 | 0.6% | 7.6% | 11.3% | 12.4% |
| % of all assessments that were assess and review | 74 | 480 | 15.4% | 9.9% | 27.3% | 29.7% |
| % of case starts with a reported IOTN of 3 and Aesthetic Component of 5 or below | 0 | 403 | N/A | 0.1% | 0.1% | 0.1% |
| % of case starts with a reported IOTN of 3 and Aesthetic Component of 6 or above | 10 | 403 | 2.5% | 4.2% | 3.5% | 4.0% |
| % of case starts with a reported IOTN of 4 | 334 | 403 | 82.9% | 82.5% | 79.4% | 78.0% |
| % of case starts with a reported IOTN of 5 | 59 | 403 | 14.6% | 12.8% | 16.4% | 16.6% |
| % of concluded courses in receipt of dual-arch fixed appliances | 308 | 341 | 90.3% | 70.3% | 76.1% | 74.0% |
| % of concluded courses where treatment was abandoned or discontinued | 16 | 341 | 4.7% | 7.0% | 8.6% | 8.5% |
| % of patients satisfied with the treatment they have received | 1 | 1 | 100.0% | 100.0% | 95.2% | 95.5% |

* Figures in italics indicate that the base number is less than 100.

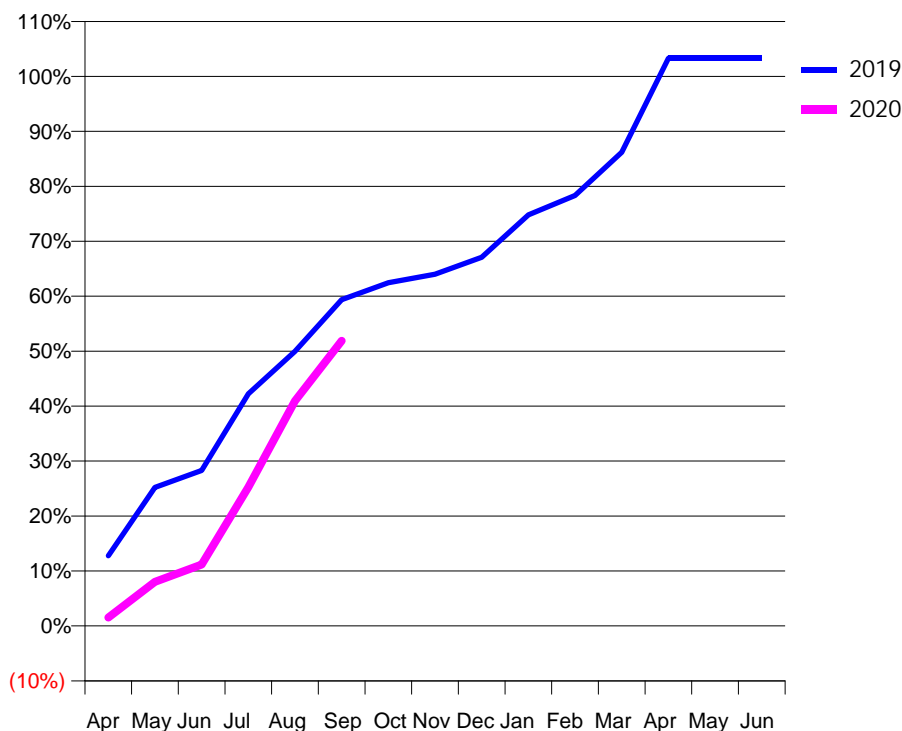
Q46 - Vital Signs Orthodontic At a Glance Contract Report for 907359/0001 - September 2019

| | | | |
|----------------------|-------------------------|---------------------------------------------|-------------|
| Name or company name | MR MP GEORGESON | 19/20 Contracted general activity (UDA) | 8,950 |
| Contract type name | GDS Contract | Carry forward general activity (UDA) | 0 |
| Purpose of contract | General and Orthodontic | 19/20 Contracted orthodontic activity (UOA) | 1,361 |
| Contract start date | 01/04/2006 | Carry forward orthodontic activity (UOA) | 0 |
| Contract end date | | Baseline contract value | £304,789.23 |

| ACCESS | Contract | England and Wales |
|----------------------------------------------|----------|-------------------|
| 24 month ratio of assessments to patient IDs | 1.01 | 1.07 |

| ACTIVITY | Contract |
|-------------------------------------------------------------------------------------------|----------|
| Contract assess and fit appliances (case starts) as a percentage of Area Team case starts | 0.7 % |

Cumulative percentage of contracted UOA delivered 2019 & 2020



| Month | Adjusted Scheduled Activity (UOA) | | |
|-----------|-----------------------------------|-------|------|
| | 2018 | 2019 | 2020 |
| April | 48 | 174 | 21 |
| May | 182 | 343 | 109 |
| June | 207 | 385 | 152 |
| July | 274 | 575 | 344 |
| August | 317 | 680 | 557 |
| September | 342 | 808 | 706 |
| October | 496 | 850 | |
| November | 730 | 871 | |
| December | 817 | 913 | |
| January | 902 | 1,018 | |
| February | 1,118 | 1,066 | |
| March | 1,332 | 1,173 | |
| April | 1,417 | 1,406 | |
| May | 1,417 | 1,406 | |
| June | 1,417 | 1,406 | |

QUANTITY METRICS (rolling 12 month period)

| | Contract Quantity | Contract Base Number | Contract * | Area Team | Region | England |
|----------------------------------------------------------------------------------|-------------------|----------------------|------------|-----------|--------|---------|
| % of all assessments that were assess and fit appliances (case starts) | 61 | 80 | 76.3% | 82.4% | 61.5% | 57.9% |
| % of all assessments that were assess and refuse | 8 | 80 | 10.0% | 7.6% | 11.3% | 12.4% |
| % of all assessments that were assess and review | 11 | 80 | 13.8% | 9.9% | 27.3% | 29.7% |
| % of case starts with a reported IOTN of 3 and Aesthetic Component of 5 or below | 0 | 61 | N/A | 0.1% | 0.1% | 0.1% |
| % of case starts with a reported IOTN of 3 and Aesthetic Component of 6 or above | 4 | 61 | 6.6% | 4.2% | 3.5% | 4.0% |
| % of case starts with a reported IOTN of 4 | 46 | 61 | 75.4% | 82.5% | 79.4% | 78.0% |
| % of case starts with a reported IOTN of 5 | 10 | 61 | 16.4% | 12.8% | 16.4% | 16.6% |
| % of concluded courses in receipt of dual-arch fixed appliances | 26 | 49 | 53.1% | 70.3% | 76.1% | 74.0% |
| % of concluded courses where treatment was abandoned or discontinued | 9 | 49 | 18.4% | 7.0% | 8.6% | 8.5% |
| % of patients satisfied with the treatment they have received | 0 | 0 | N/A | 100.0% | 95.2% | 95.5% |

* Figures in italics indicate that the base number is less than 100.

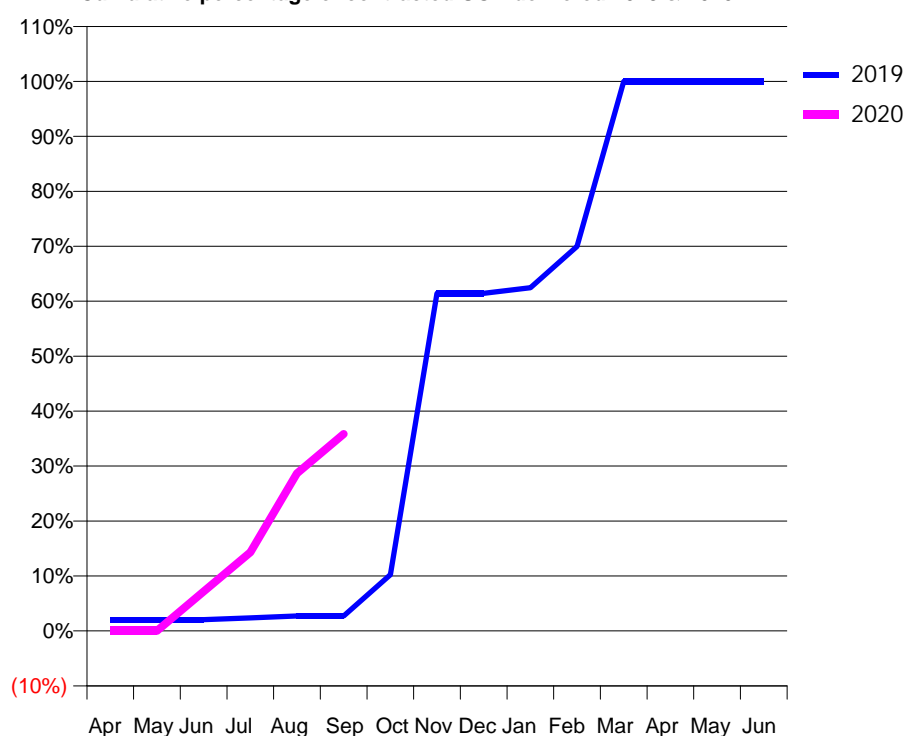
Q46 - Vital Signs Orthodontic At a Glance Contract Report for 909580/0002 - September 2019

| | | | |
|----------------------|---------------------------|---------------------------------------------|------------|
| Name or company name | P&J Noble Dental Practice | 19/20 Contracted general activity (UDA) | 1,706 |
| Contract type name | GDS Contract | Carry forward general activity (UDA) | 0 |
| Purpose of contract | General and Orthodontic | 19/20 Contracted orthodontic activity (UOA) | 293 |
| Contract start date | 01/04/2007 | Carry forward orthodontic activity (UOA) | 0 |
| Contract end date | | Baseline contract value | £67,961.86 |

| ACCESS | Contract | England and Wales |
|----------------------------------------------|----------|-------------------|
| 24 month ratio of assessments to patient IDs | 1.08 | 1.07 |

| ACTIVITY | Contract |
|-------------------------------------------------------------------------------------------|----------|
| Contract assess and fit appliances (case starts) as a percentage of Area Team case starts | 0.2 % |

Cumulative percentage of contracted UOA delivered 2019 & 2020



| Month | Adjusted Scheduled Activity (UOA) | | |
|-----------|-----------------------------------|------|------|
| | 2018 | 2019 | 2020 |
| April | 0 | 6 | 0 |
| May | 0 | 6 | 0 |
| June | 0 | 6 | 21 |
| July | 0 | 7 | 42 |
| August | 0 | 8 | 84 |
| September | 0 | 8 | 105 |
| October | 0 | 30 | |
| November | 105 | 180 | |
| December | 126 | 180 | |
| January | 147 | 183 | |
| February | 189 | 205 | |
| March | 302 | 293 | |
| April | 302 | 293 | |
| May | 302 | 293 | |
| June | 302 | 293 | |

QUANTITY METRICS (rolling 12 month period)

| | Contract Quantity | Contract Base Number | Contract * | Area Team | Region | England |
|----------------------------------------------------------------------------------|-------------------|----------------------|------------|-----------|--------|---------|
| % of all assessments that were assess and fit appliances (case starts) | 18 | 30 | 60.0% | 82.4% | 61.5% | 57.9% |
| % of all assessments that were assess and refuse | 2 | 30 | 6.7% | 7.6% | 11.3% | 12.4% |
| % of all assessments that were assess and review | 10 | 30 | 33.3% | 9.9% | 27.3% | 29.7% |
| % of case starts with a reported IOTN of 3 and Aesthetic Component of 5 or below | 0 | 18 | N/A | 0.1% | 0.1% | 0.1% |
| % of case starts with a reported IOTN of 3 and Aesthetic Component of 6 or above | 1 | 18 | 5.6% | 4.2% | 3.5% | 4.0% |
| % of case starts with a reported IOTN of 4 | 17 | 18 | 94.4% | 82.5% | 79.4% | 78.0% |
| % of case starts with a reported IOTN of 5 | 0 | 18 | N/A | 12.8% | 16.4% | 16.6% |
| % of concluded courses in receipt of dual-arch fixed appliances | 0 | 0 | N/A | 70.3% | 76.1% | 74.0% |
| % of concluded courses where treatment was abandoned or discontinued | 0 | 0 | N/A | 7.0% | 8.6% | 8.5% |
| % of patients satisfied with the treatment they have received | 0 | 0 | N/A | 100.0% | 95.2% | 95.5% |

* Figures in italics indicate that the base number is less than 100.

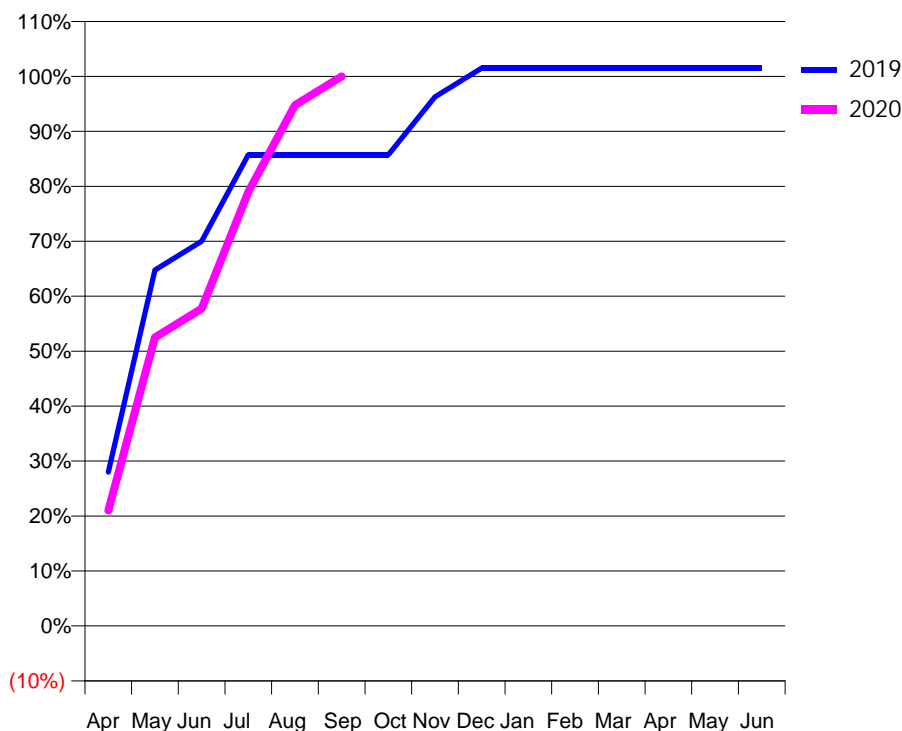
Q46 - Vital Signs Orthodontic At a Glance Contract Report for 910864/0001 - September 2019

| | | | |
|----------------------|-------------------------|---------------------------------------------|-------------|
| Name or company name | MR D END | 19/20 Contracted general activity (UDA) | 9,584 |
| Contract type name | GDS Contract | Carry forward general activity (UDA) | 0 |
| Purpose of contract | General and Orthodontic | 19/20 Contracted orthodontic activity (UOA) | 400 |
| Contract start date | 01/04/2006 | Carry forward orthodontic activity (UOA) | 0 |
| Contract end date | | Baseline contract value | £338,476.49 |

| ACCESS | Contract | England and Wales |
|----------------------------------------------|----------|-------------------|
| 24 month ratio of assessments to patient IDs | 1.02 | 1.07 |

| ACTIVITY | Contract |
|-------------------------------------------------------------------------------------------|----------|
| Contract assess and fit appliances (case starts) as a percentage of Area Team case starts | 0.2 % |

Cumulative percentage of contracted UOA delivered 2019 & 2020



| Month | Adjusted Scheduled Activity (UOA) | | |
|-----------|-----------------------------------|------|------|
| | 2018 | 2019 | 2020 |
| April | 8 | 112 | 84 |
| May | 8 | 259 | 210 |
| June | 92 | 280 | 231 |
| July | 218 | 343 | 316 |
| August | 302 | 343 | 379 |
| September | 365 | 343 | 400 |
| October | 386 | 343 | |
| November | 386 | 385 | |
| December | 407 | 406 | |
| January | 407 | 406 | |
| February | 407 | 406 | |
| March | 407 | 406 | |
| April | 407 | 406 | |
| May | 407 | 406 | |
| June | 407 | 406 | |

QUANTITY METRICS (rolling 12 month period)

| | Contract Quantity | Contract Base Number | Contract * | Area Team | Region | England |
|----------------------------------------------------------------------------------|-------------------|----------------------|------------|-----------|--------|---------|
| % of all assessments that were assess and fit appliances (case starts) | 23 | 24 | 95.8% | 82.4% | 61.5% | 57.9% |
| % of all assessments that were assess and refuse | 1 | 24 | 4.2% | 7.6% | 11.3% | 12.4% |
| % of all assessments that were assess and review | 0 | 24 | 0.0% | 9.9% | 27.3% | 29.7% |
| % of case starts with a reported IOTN of 3 and Aesthetic Component of 5 or below | 0 | 23 | N/A | 0.1% | 0.1% | 0.1% |
| % of case starts with a reported IOTN of 3 and Aesthetic Component of 6 or above | 0 | 23 | N/A | 4.2% | 3.5% | 4.0% |
| % of case starts with a reported IOTN of 4 | 22 | 23 | 95.7% | 82.5% | 79.4% | 78.0% |
| % of case starts with a reported IOTN of 5 | 1 | 23 | 4.3% | 12.8% | 16.4% | 16.6% |
| % of concluded courses in receipt of dual-arch fixed appliances | 0 | 15 | N/A | 70.3% | 76.1% | 74.0% |
| % of concluded courses where treatment was abandoned or discontinued | 0 | 15 | 0.0% | 7.0% | 8.6% | 8.5% |
| % of patients satisfied with the treatment they have received | 0 | 0 | N/A | 100.0% | 95.2% | 95.5% |

* Figures in italics indicate that the base number is less than 100.

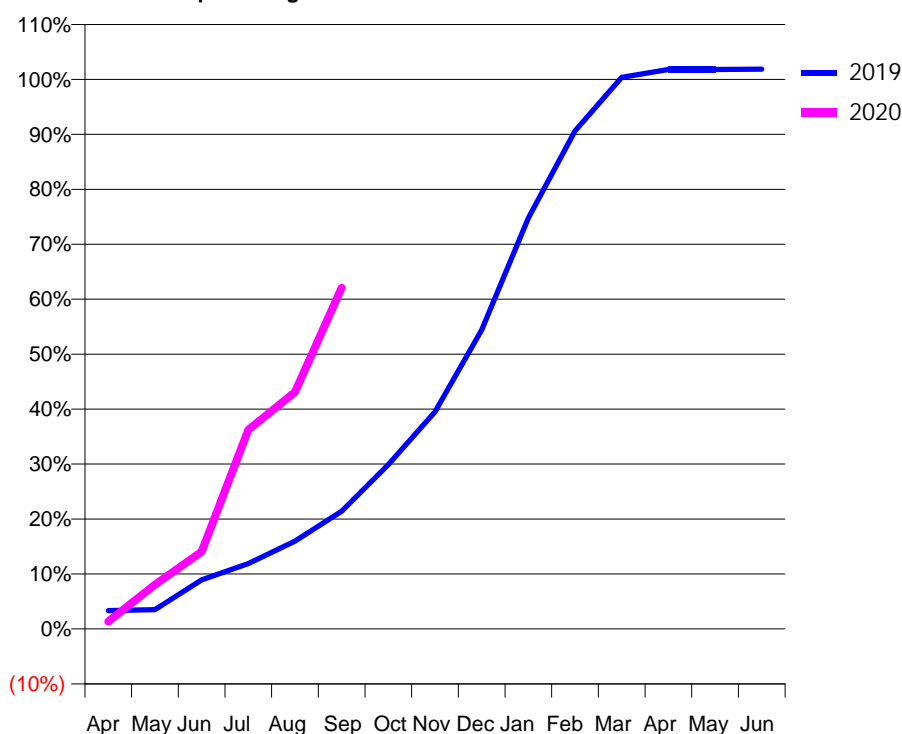
Q46 - Vital Signs Orthodontic At a Glance Contract Report for 919160/0002 - September 2019

| | | | |
|----------------------|-------------------------------------|---------------------------------------------|-------------|
| Name or company name | Hewitt, Higgins, Hamburger & Sadler | 19/20 Contracted general activity (UDA) | 14,632 |
| Contract type name | GDS Contract | Carry forward general activity (UDA) | 0 |
| Purpose of contract | General and Orthodontic | 19/20 Contracted orthodontic activity (UOA) | 1,564 |
| Contract start date | 01/02/2011 | Carry forward orthodontic activity (UOA) | 0 |
| Contract end date | | Baseline contract value | £478,563.52 |

| ACCESS | Contract | England and Wales |
|----------------------------------------------|----------|-------------------|
| 24 month ratio of assessments to patient IDs | 1.04 | 1.07 |

| ACTIVITY | Contract |
|-------------------------------------------------------------------------------------------|----------|
| Contract assess and fit appliances (case starts) as a percentage of Area Team case starts | 1.1 % |

Cumulative percentage of contracted UOA delivered 2019 & 2020



| Month | Adjusted Scheduled Activity (UOA) | | |
|-----------|-----------------------------------|-------|------|
| | 2018 | 2019 | 2020 |
| April | -51 | 52 | 21 |
| May | 15 | 55 | 126 |
| June | 120 | 140 | 220 |
| July | 312 | 186 | 567 |
| August | 418 | 250 | 674 |
| September | 592 | 335 | 971 |
| October | 657 | 468 | |
| November | 976 | 618 | |
| December | 1,147 | 851 | |
| January | 1,339 | 1,170 | |
| February | 1,552 | 1,417 | |
| March | 1,573 | 1,570 | |
| April | 1,594 | 1,592 | |
| May | 1,594 | 1,592 | |
| June | 1,595 | 1,593 | |

QUANTITY METRICS (rolling 12 month period)

| | Contract Quantity | Contract Base Number | Contract * | Area Team | Region | England |
|----------------------------------------------------------------------------------|-------------------|----------------------|------------|-----------|--------|---------|
| % of all assessments that were assess and fit appliances (case starts) | 104 | 174 | 59.8% | 82.4% | 61.5% | 57.9% |
| % of all assessments that were assess and refuse | 27 | 174 | 15.5% | 7.6% | 11.3% | 12.4% |
| % of all assessments that were assess and review | 43 | 174 | 24.7% | 9.9% | 27.3% | 29.7% |
| % of case starts with a reported IOTN of 3 and Aesthetic Component of 5 or below | 0 | 104 | N/A | 0.1% | 0.1% | 0.1% |
| % of case starts with a reported IOTN of 3 and Aesthetic Component of 6 or above | 0 | 104 | N/A | 4.2% | 3.5% | 4.0% |
| % of case starts with a reported IOTN of 4 | 102 | 104 | 98.1% | 82.5% | 79.4% | 78.0% |
| % of case starts with a reported IOTN of 5 | 1 | 104 | 1.0% | 12.8% | 16.4% | 16.6% |
| % of concluded courses in receipt of dual-arch fixed appliances | 59 | 68 | 86.8% | 70.3% | 76.1% | 74.0% |
| % of concluded courses where treatment was abandoned or discontinued | 7 | 68 | 10.3% | 7.0% | 8.6% | 8.5% |
| % of patients satisfied with the treatment they have received | 0 | 0 | N/A | 100.0% | 95.2% | 95.5% |

* Figures in italics indicate that the base number is less than 100.

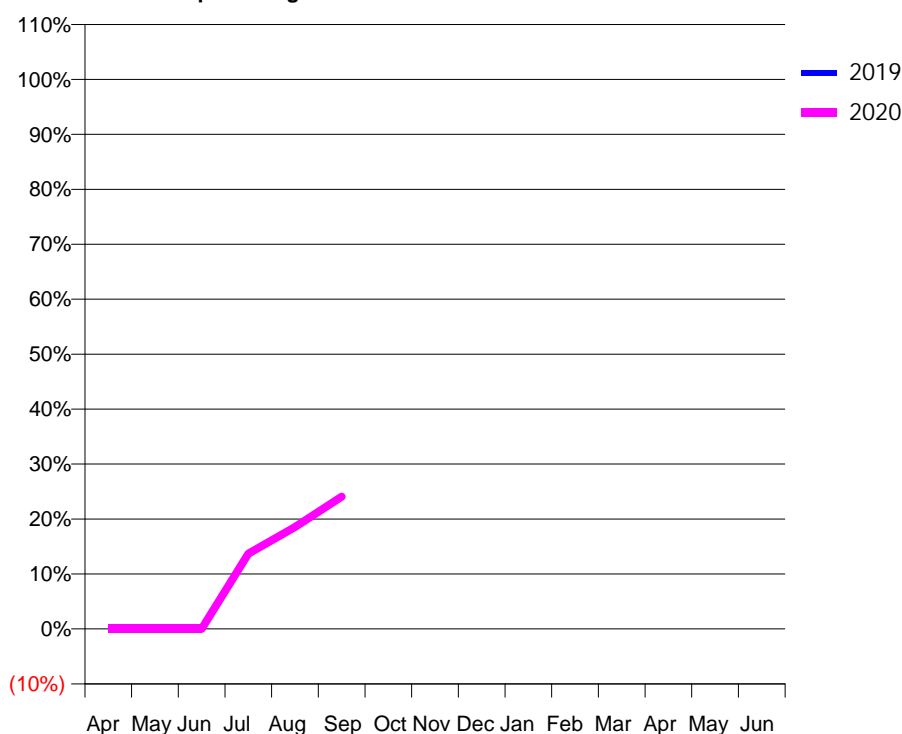
Q47 - Vital Signs Orthodontic At a Glance Contract Report for 101108/0000 - September 2019

| | | | |
|----------------------|---------------------|---------------------------------------------|---------------|
| Name or company name | ORTHOWORLD 2000 LTD | 19/20 Contracted general activity (UDA) | 0 |
| Contract type name | PDS Contract | Carry forward general activity (UDA) | 0 |
| Purpose of contract | Orthodontic | 19/20 Contracted orthodontic activity (UOA) | 15,203 |
| Contract start date | 01/04/2019 | Carry forward orthodontic activity (UOA) | 0 |
| Contract end date | 30/06/2020 | Baseline contract value | £1,048,624.71 |

| ACCESS | Contract | England and Wales |
|----------------------------------------------|----------|-------------------|
| 24 month ratio of assessments to patient IDs | 1.00 | 1.07 |

| ACTIVITY | Contract |
|-------------------------------------------------------------------------------------------|----------|
| Contract assess and fit appliances (case starts) as a percentage of Area Team case starts | 3.1 % |

Cumulative percentage of contracted UOA delivered 2019 & 2020



| Month | Adjusted Scheduled Activity (UOA) | | |
|-----------|-----------------------------------|------|-------|
| | 2018 | 2019 | 2020 |
| April | 0 | 0 | 0 |
| May | 0 | 0 | 0 |
| June | 0 | 0 | 0 |
| July | 0 | 0 | 2,084 |
| August | 0 | 0 | 2,816 |
| September | 0 | 0 | 3,659 |
| October | 0 | 0 | |
| November | 0 | 0 | |
| December | 0 | 0 | |
| January | 0 | 0 | |
| February | 0 | 0 | |
| March | 0 | 0 | |
| April | 0 | 0 | |
| May | 0 | 0 | |
| June | 0 | 0 | |

QUANTITY METRICS (rolling 12 month period)

| | Contract Quantity | Contract Base Number | Contract * | Area Team | Region | England |
|----------------------------------------------------------------------------------|-------------------|----------------------|------------|-----------|--------|---------|
| % of all assessments that were assess and fit appliances (case starts) | 174 | 247 | 70.4% | 74.3% | 61.5% | 57.9% |
| % of all assessments that were assess and refuse | 44 | 247 | 17.8% | 5.9% | 11.3% | 12.4% |
| % of all assessments that were assess and review | 29 | 247 | 11.7% | 19.8% | 27.3% | 29.7% |
| % of case starts with a reported IOTN of 3 and Aesthetic Component of 5 or below | 0 | 174 | N/A | 0.1% | 0.1% | 0.1% |
| % of case starts with a reported IOTN of 3 and Aesthetic Component of 6 or above | 3 | 174 | 1.7% | 3.3% | 3.5% | 4.0% |
| % of case starts with a reported IOTN of 4 | 131 | 174 | 75.3% | 81.5% | 79.4% | 78.0% |
| % of case starts with a reported IOTN of 5 | 39 | 174 | 22.4% | 14.6% | 16.4% | 16.6 % |
| % of concluded courses in receipt of dual-arch fixed appliances | 93 | 100 | 93.0% | 66.5% | 76.1% | 74.0% |
| % of concluded courses where treatment was abandoned or discontinued | 6 | 100 | 6.0% | 11.2% | 8.6% | 8.5% |
| % of patients satisfied with the treatment they have received | 0 | 0 | N/A | 100.0% | 95.2% | 95.5% |

* Figures in italics indicate that the base number is less than 100.

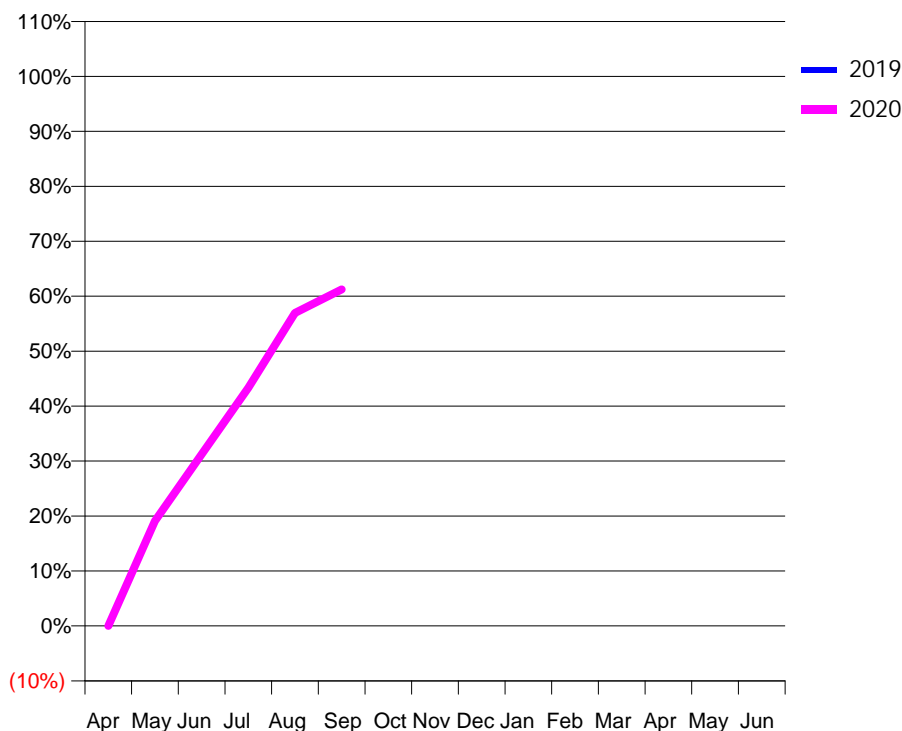
Q47 - Vital Signs Orthodontic At a Glance Contract Report for 101110/0000 - September 2019

| | | | |
|----------------------|--------------|---------------------------------------------|-------------|
| Name or company name | MISS DA FOX | 19/20 Contracted general activity (UDA) | 0 |
| Contract type name | PDS Contract | Carry forward general activity (UDA) | 0 |
| Purpose of contract | Orthodontic | 19/20 Contracted orthodontic activity (UOA) | 3,300 |
| Contract start date | 01/04/2019 | Carry forward orthodontic activity (UOA) | 0 |
| Contract end date | 31/01/2020 | Baseline contract value | £225,495.24 |

| ACCESS | Contract | England and Wales |
|----------------------------------------------|----------|-------------------|
| 24 month ratio of assessments to patient IDs | 1.00 | 1.07 |

| ACTIVITY | Contract |
|-------------------------------------------------------------------------------------------|----------|
| Contract assess and fit appliances (case starts) as a percentage of Area Team case starts | 1.7 % |

Cumulative percentage of contracted UOA delivered 2019 & 2020



| Month | Adjusted Scheduled Activity (UOA) | | |
|-----------|-----------------------------------|------|-------|
| | 2018 | 2019 | 2020 |
| April | 0 | 0 | 0 |
| May | 0 | 0 | 630 |
| June | 0 | 0 | 1,031 |
| July | 0 | 0 | 1,431 |
| August | 0 | 0 | 1,879 |
| September | 0 | 0 | 2,021 |
| October | 0 | 0 | |
| November | 0 | 0 | |
| December | 0 | 0 | |
| January | 0 | 0 | |
| February | 0 | 0 | |
| March | 0 | 0 | |
| April | 0 | 0 | |
| May | 0 | 0 | |
| June | 0 | 0 | |

QUANTITY METRICS (rolling 12 month period)

| | Contract Quantity | Contract Base Number | Contract * | Area Team | Region | England |
|----------------------------------------------------------------------------------|-------------------|----------------------|------------|-----------|--------|---------|
| % of all assessments that were assess and fit appliances (case starts) | 94 | 139 | 67.6% | 74.3% | 61.5% | 57.9% |
| % of all assessments that were assess and refuse | 9 | 139 | 6.5% | 5.9% | 11.3% | 12.4% |
| % of all assessments that were assess and review | 36 | 139 | 25.9% | 19.8% | 27.3% | 29.7% |
| % of case starts with a reported IOTN of 3 and Aesthetic Component of 5 or below | 0 | 94 | <i>N/A</i> | 0.1% | 0.1% | 0.1% |
| % of case starts with a reported IOTN of 3 and Aesthetic Component of 6 or above | 5 | 94 | 5.3% | 3.3% | 3.5% | 4.0% |
| % of case starts with a reported IOTN of 4 | 70 | 94 | 74.5% | 81.5% | 79.4% | 78.0% |
| % of case starts with a reported IOTN of 5 | 19 | 94 | 20.2% | 14.6% | 16.4% | 16.6% |
| % of concluded courses in receipt of dual-arch fixed appliances | 44 | 51 | 86.3% | 66.5% | 76.1% | 74.0% |
| % of concluded courses where treatment was abandoned or discontinued | 3 | 51 | 5.9% | 11.2% | 8.6% | 8.5% |
| % of patients satisfied with the treatment they have received | 0 | 0 | <i>N/A</i> | 100.0% | 95.2% | 95.5% |

* Figures in italics indicate that the base number is less than 100.

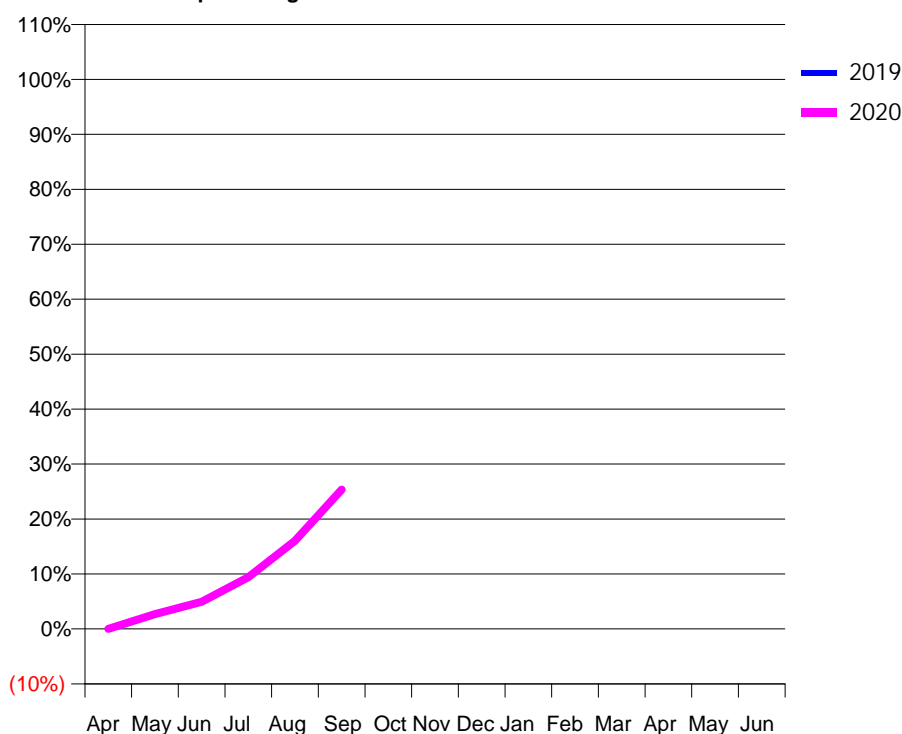
Q47 - Vital Signs Orthodontic At a Glance Contract Report for 101112/0000 - September 2019

| | | | |
|----------------------|----------------------|---------------------------------------------|---------------|
| Name or company name | Dentalign & Ormskirk | 19/20 Contracted general activity (UDA) | 0 |
| Contract type name | PDS Contract | Carry forward general activity (UDA) | 0 |
| Purpose of contract | Orthodontic | 19/20 Contracted orthodontic activity (UOA) | 17,843 |
| Contract start date | 01/04/2019 | Carry forward orthodontic activity (UOA) | 0 |
| Contract end date | 31/03/2020 | Baseline contract value | £1,225,336.74 |

| ACCESS | Contract | England and Wales |
|----------------------------------------------|----------|-------------------|
| 24 month ratio of assessments to patient IDs | 1.00 | 1.07 |

| ACTIVITY | Contract |
|-------------------------------------------------------------------------------------------|----------|
| Contract assess and fit appliances (case starts) as a percentage of Area Team case starts | 3.8 % |

Cumulative percentage of contracted UOA delivered 2019 & 2020



| Month | Adjusted Scheduled Activity (UOA) | | |
|-----------|-----------------------------------|------|-------|
| | 2018 | 2019 | 2020 |
| April | 0 | 0 | 0 |
| May | 0 | 0 | 483 |
| June | 0 | 0 | 882 |
| July | 0 | 0 | 1,684 |
| August | 0 | 0 | 2,862 |
| September | 0 | 0 | 4,523 |
| October | 0 | 0 | |
| November | 0 | 0 | |
| December | 0 | 0 | |
| January | 0 | 0 | |
| February | 0 | 0 | |
| March | 0 | 0 | |
| April | 0 | 0 | |
| May | 0 | 0 | |
| June | 0 | 0 | |

QUANTITY METRICS (rolling 12 month period)

| | Contract Quantity | Contract Base Number | Contract * | Area Team | Region | England |
|----------------------------------------------------------------------------------|-------------------|----------------------|------------|-----------|--------|---------|
| % of all assessments that were assess and fit appliances (case starts) | 216 | 216 | 100.0% | 74.3% | 61.5% | 57.9% |
| % of all assessments that were assess and refuse | 0 | 216 | 0.0% | 5.9% | 11.3% | 12.4% |
| % of all assessments that were assess and review | 0 | 216 | 0.0% | 19.8% | 27.3% | 29.7% |
| % of case starts with a reported IOTN of 3 and Aesthetic Component of 5 or below | 0 | 216 | N/A | 0.1% | 0.1% | 0.1% |
| % of case starts with a reported IOTN of 3 and Aesthetic Component of 6 or above | 8 | 216 | 3.7% | 3.3% | 3.5% | 4.0% |
| % of case starts with a reported IOTN of 4 | 192 | 216 | 88.9% | 81.5% | 79.4% | 78.0% |
| % of case starts with a reported IOTN of 5 | 16 | 216 | 7.4% | 14.6% | 16.4% | 16.6 % |
| % of concluded courses in receipt of dual-arch fixed appliances | 240 | 287 | 83.6% | 66.5% | 76.1% | 74.0% |
| % of concluded courses where treatment was abandoned or discontinued | 29 | 287 | 10.1% | 11.2% | 8.6% | 8.5% |
| % of patients satisfied with the treatment they have received | 0 | 0 | N/A | 100.0% | 95.2% | 95.5% |

* Figures in italics indicate that the base number is less than 100.

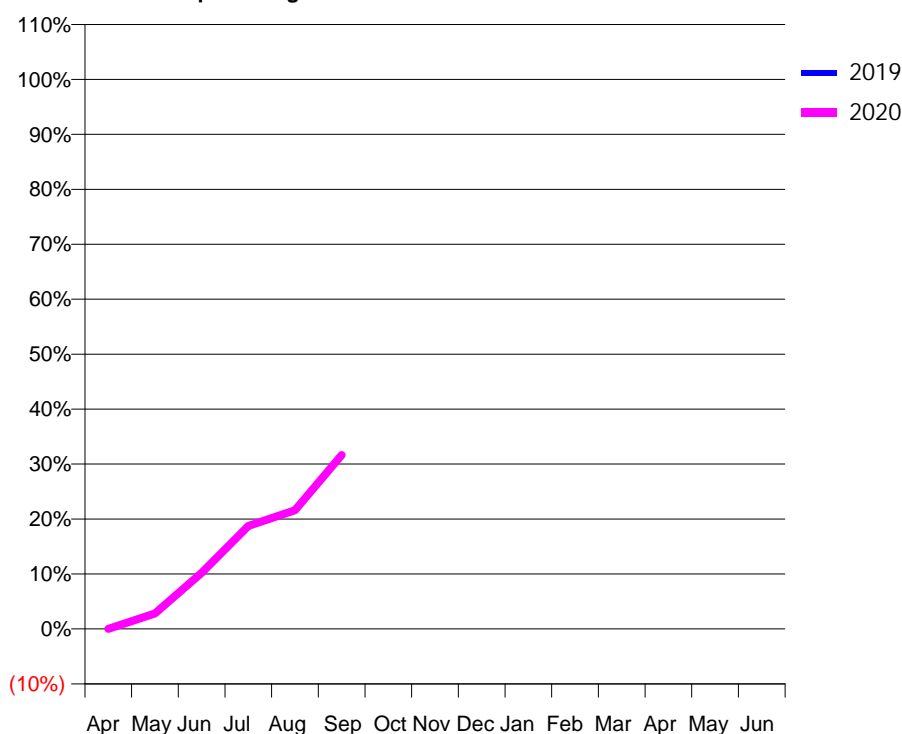
Q47 - Vital Signs Orthodontic At a Glance Contract Report for 101113/0000 - September 2019

| | | | |
|----------------------|--------------|---------------------------------------------|-------------|
| Name or company name | MR SH CARTER | 19/20 Contracted general activity (UDA) | 0 |
| Contract type name | PDS Contract | Carry forward general activity (UDA) | 0 |
| Purpose of contract | Orthodontic | 19/20 Contracted orthodontic activity (UOA) | 8,590 |
| Contract start date | 01/04/2019 | Carry forward orthodontic activity (UOA) | 0 |
| Contract end date | 31/08/2020 | Baseline contract value | £593,231.50 |

| ACCESS | Contract | England and Wales |
|----------------------------------------------|----------|-------------------|
| 24 month ratio of assessments to patient IDs | 1.00 | 1.07 |

| ACTIVITY | Contract |
|-------------------------------------------------------------------------------------------|----------|
| Contract assess and fit appliances (case starts) as a percentage of Area Team case starts | 2.2 % |

Cumulative percentage of contracted UOA delivered 2019 & 2020



| Month | Adjusted Scheduled Activity (UOA) | | |
|-----------|-----------------------------------|------|-------|
| | 2018 | 2019 | 2020 |
| April | 0 | 0 | 0 |
| May | 0 | 0 | 240 |
| June | 0 | 0 | 877 |
| July | 0 | 0 | 1,611 |
| August | 0 | 0 | 1,857 |
| September | 0 | 0 | 2,719 |
| October | 0 | 0 | |
| November | 0 | 0 | |
| December | 0 | 0 | |
| January | 0 | 0 | |
| February | 0 | 0 | |
| March | 0 | 0 | |
| April | 0 | 0 | |
| May | 0 | 0 | |
| June | 0 | 0 | |

QUANTITY METRICS (rolling 12 month period)

| | Contract Quantity | Contract Base Number | Contract * | Area Team | Region | England |
|----------------------------------------------------------------------------------|-------------------|----------------------|------------|-----------|--------|---------|
| % of all assessments that were assess and fit appliances (case starts) | 125 | 217 | 57.6% | 74.3% | 61.5% | 57.9% |
| % of all assessments that were assess and refuse | 25 | 217 | 11.5% | 5.9% | 11.3% | 12.4% |
| % of all assessments that were assess and review | 67 | 217 | 30.9% | 19.8% | 27.3% | 29.7% |
| % of case starts with a reported IOTN of 3 and Aesthetic Component of 5 or below | 0 | 125 | N/A | 0.1% | 0.1% | 0.1% |
| % of case starts with a reported IOTN of 3 and Aesthetic Component of 6 or above | 5 | 125 | 4.0% | 3.3% | 3.5% | 4.0% |
| % of case starts with a reported IOTN of 4 | 98 | 125 | 78.4% | 81.5% | 79.4% | 78.0% |
| % of case starts with a reported IOTN of 5 | 22 | 125 | 17.6% | 14.6% | 16.4% | 16.6 % |
| % of concluded courses in receipt of dual-arch fixed appliances | 104 | 118 | 88.1% | 66.5% | 76.1% | 74.0% |
| % of concluded courses where treatment was abandoned or discontinued | 2 | 118 | 1.7% | 11.2% | 8.6% | 8.5% |
| % of patients satisfied with the treatment they have received | 0 | 0 | N/A | 100.0% | 95.2% | 95.5% |

* Figures in italics indicate that the base number is less than 100.

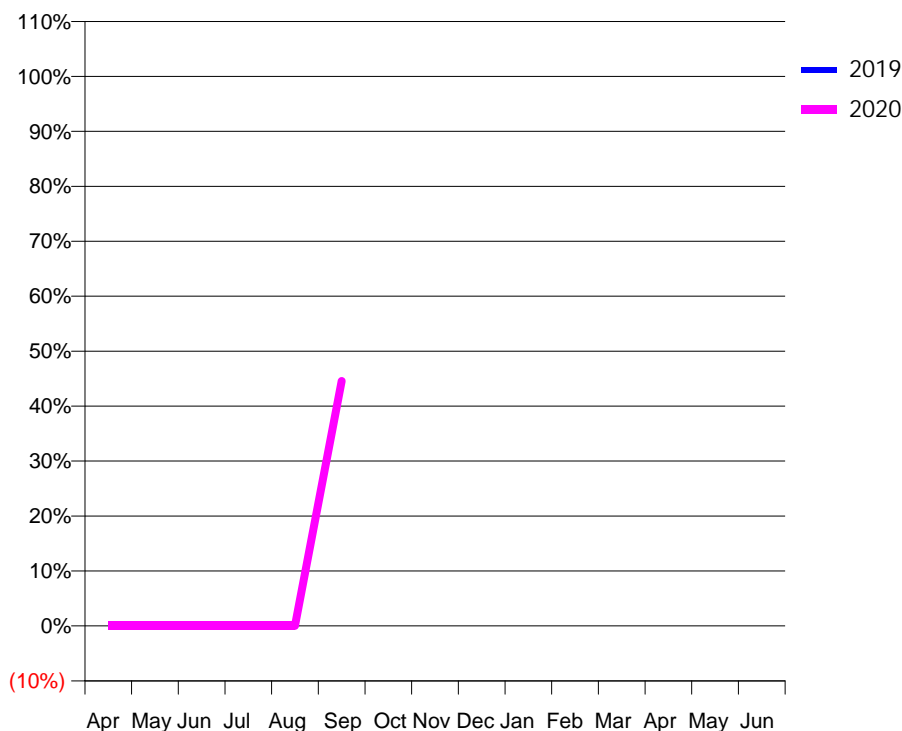
Q47 - Vital Signs Orthodontic At a Glance Contract Report for 101114/0000 - September 2019

| | | | |
|----------------------|-------------------|---------------------------------------------|-------------|
| Name or company name | Dentalign Preston | 19/20 Contracted general activity (UDA) | 0 |
| Contract type name | PDS Contract | Carry forward general activity (UDA) | 0 |
| Purpose of contract | Orthodontic | 19/20 Contracted orthodontic activity (UOA) | 3,251 |
| Contract start date | 01/04/2019 | Carry forward orthodontic activity (UOA) | 0 |
| Contract end date | 31/08/2020 | Baseline contract value | £225,252.46 |

| ACCESS | Contract | England and Wales |
|----------------------------------------------|----------|-------------------|
| 24 month ratio of assessments to patient IDs | 1.00 | 1.07 |

| ACTIVITY | Contract |
|-------------------------------------------------------------------------------------------|----------|
| Contract assess and fit appliances (case starts) as a percentage of Area Team case starts | 1.2 % |

Cumulative percentage of contracted UOA delivered 2019 & 2020



| Month | Adjusted Scheduled Activity (UOA) | | |
|-----------|-----------------------------------|------|-------|
| | 2018 | 2019 | 2020 |
| April | 0 | 0 | 0 |
| May | 0 | 0 | 0 |
| June | 0 | 0 | 0 |
| July | 0 | 0 | 0 |
| August | 0 | 0 | 0 |
| September | 0 | 0 | 1,449 |
| October | 0 | 0 | |
| November | 0 | 0 | |
| December | 0 | 0 | |
| January | 0 | 0 | |
| February | 0 | 0 | |
| March | 0 | 0 | |
| April | 0 | 0 | |
| May | 0 | 0 | |
| June | 0 | 0 | |

QUANTITY METRICS (rolling 12 month period)

| | Contract Quantity | Contract Base Number | Contract * | Area Team | Region | England |
|----------------------------------------------------------------------------------|-------------------|----------------------|------------|-----------|--------|---------|
| % of all assessments that were assess and fit appliances (case starts) | 69 | 69 | 100.0% | 74.3% | 61.5% | 57.9% |
| % of all assessments that were assess and refuse | 0 | 69 | 0.0% | 5.9% | 11.3% | 12.4% |
| % of all assessments that were assess and review | 0 | 69 | 0.0% | 19.8% | 27.3% | 29.7% |
| % of case starts with a reported IOTN of 3 and Aesthetic Component of 5 or below | 0 | 69 | N/A | 0.1% | 0.1% | 0.1% |
| % of case starts with a reported IOTN of 3 and Aesthetic Component of 6 or above | 5 | 69 | 7.2% | 3.3% | 3.5% | 4.0% |
| % of case starts with a reported IOTN of 4 | 61 | 69 | 88.4% | 81.5% | 79.4% | 78.0% |
| % of case starts with a reported IOTN of 5 | 3 | 69 | 4.3% | 14.6% | 16.4% | 16.6 % |
| % of concluded courses in receipt of dual-arch fixed appliances | 53 | 67 | 79.1% | 66.5% | 76.1% | 74.0% |
| % of concluded courses where treatment was abandoned or discontinued | 2 | 67 | 3.0% | 11.2% | 8.6% | 8.5% |
| % of patients satisfied with the treatment they have received | 0 | 0 | N/A | 100.0% | 95.2% | 95.5% |

* Figures in italics indicate that the base number is less than 100.

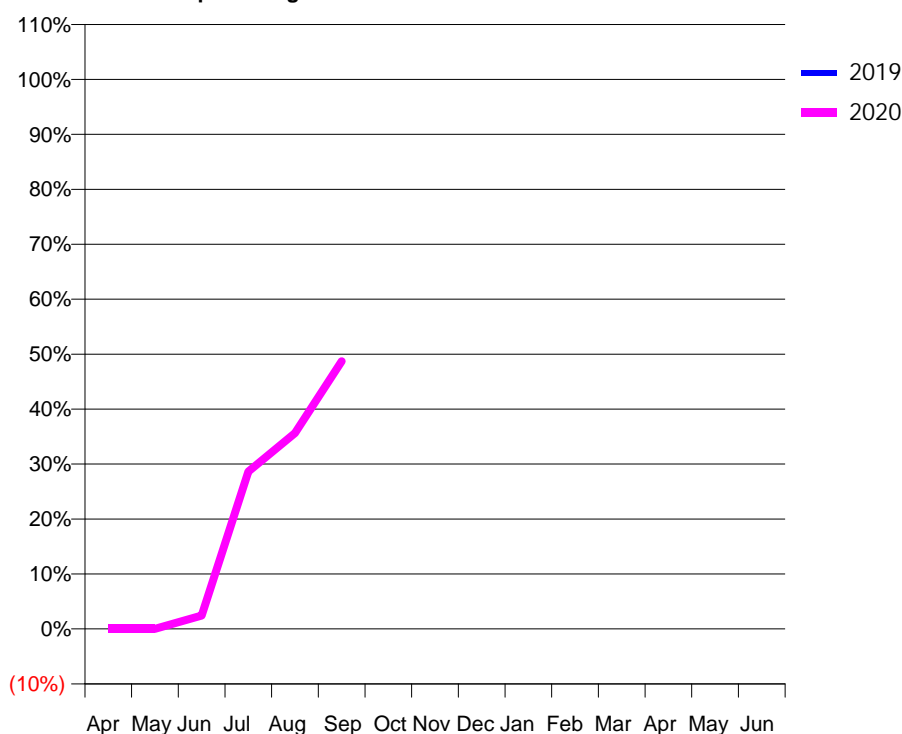
Q47 - Vital Signs Orthodontic At a Glance Contract Report for 101115/0000 - September 2019

| | | | |
|----------------------|-----------------------------|---------------------------------------------|-------------|
| Name or company name | Perfectalign at the Beeches | 19/20 Contracted general activity (UDA) | 0 |
| Contract type name | PDS Contract | Carry forward general activity (UDA) | 0 |
| Purpose of contract | Orthodontic | 19/20 Contracted orthodontic activity (UOA) | 6,911 |
| Contract start date | 01/04/2019 | Carry forward orthodontic activity (UOA) | 0 |
| Contract end date | 31/08/2020 | Baseline contract value | £480,342.91 |

| ACCESS | Contract | England and Wales |
|----------------------------------------------|----------|-------------------|
| 24 month ratio of assessments to patient IDs | 1.00 | 1.07 |

| ACTIVITY | Contract |
|-------------------------------------------------------------------------------------------|----------|
| Contract assess and fit appliances (case starts) as a percentage of Area Team case starts | 2.8 % |

Cumulative percentage of contracted UOA delivered 2019 & 2020



| Month | Adjusted Scheduled Activity (UOA) | | |
|-----------|-----------------------------------|------|-------|
| | 2018 | 2019 | 2020 |
| April | 0 | 0 | 0 |
| May | 0 | 0 | 0 |
| June | 0 | 0 | 168 |
| July | 0 | 0 | 1,979 |
| August | 0 | 0 | 2,462 |
| September | 0 | 0 | 3,366 |
| October | 0 | 0 | |
| November | 0 | 0 | |
| December | 0 | 0 | |
| January | 0 | 0 | |
| February | 0 | 0 | |
| March | 0 | 0 | |
| April | 0 | 0 | |
| May | 0 | 0 | |
| June | 0 | 0 | |

QUANTITY METRICS (rolling 12 month period)

| | Contract Quantity | Contract Base Number | Contract * | Area Team | Region | England |
|----------------------------------------------------------------------------------|-------------------|----------------------|------------|-----------|--------|---------|
| % of all assessments that were assess and fit appliances (case starts) | 160 | 166 | 96.4% | 74.3% | 61.5% | 57.9% |
| % of all assessments that were assess and refuse | 6 | 166 | 3.6% | 5.9% | 11.3% | 12.4% |
| % of all assessments that were assess and review | 0 | 166 | 0.0% | 19.8% | 27.3% | 29.7% |
| % of case starts with a reported IOTN of 3 and Aesthetic Component of 5 or below | 0 | 160 | N/A | 0.1% | 0.1% | 0.1% |
| % of case starts with a reported IOTN of 3 and Aesthetic Component of 6 or above | 19 | 160 | 11.9% | 3.3% | 3.5% | 4.0% |
| % of case starts with a reported IOTN of 4 | 119 | 160 | 74.4% | 81.5% | 79.4% | 78.0% |
| % of case starts with a reported IOTN of 5 | 22 | 160 | 13.8% | 14.6% | 16.4% | 16.6 % |
| % of concluded courses in receipt of dual-arch fixed appliances | 98 | 113 | 86.7% | 66.5% | 76.1% | 74.0% |
| % of concluded courses where treatment was abandoned or discontinued | 12 | 113 | 10.6% | 11.2% | 8.6% | 8.5% |
| % of patients satisfied with the treatment they have received | 0 | 0 | N/A | 100.0% | 95.2% | 95.5% |

* Figures in italics indicate that the base number is less than 100.

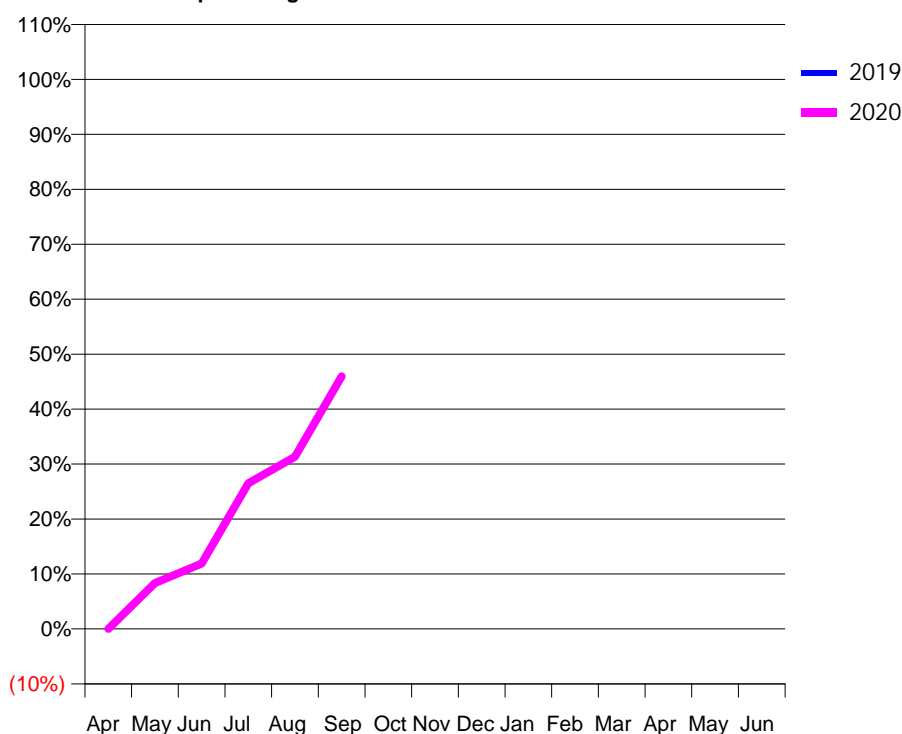
Q47 - Vital Signs Orthodontic At a Glance Contract Report for 101116/0000 - September 2019

| | | | |
|----------------------|--------------------------|---------------------------------------------|-------------|
| Name or company name | Preston Orthodontics Ltd | 19/20 Contracted general activity (UDA) | 0 |
| Contract type name | PDS Contract | Carry forward general activity (UDA) | 0 |
| Purpose of contract | Orthodontic | 19/20 Contracted orthodontic activity (UOA) | 3,060 |
| Contract start date | 01/04/2019 | Carry forward orthodontic activity (UOA) | 0 |
| Contract end date | 31/08/2020 | Baseline contract value | £211,234.68 |

| ACCESS | Contract | England and Wales |
|----------------------------------------------|----------|-------------------|
| 24 month ratio of assessments to patient IDs | 1.00 | 1.07 |

| ACTIVITY | Contract |
|-------------------------------------------------------------------------------------------|----------|
| Contract assess and fit appliances (case starts) as a percentage of Area Team case starts | 1.2 % |

Cumulative percentage of contracted UOA delivered 2019 & 2020



| Month | Adjusted Scheduled Activity (UOA) | | |
|-----------|-----------------------------------|------|-------|
| | 2018 | 2019 | 2020 |
| April | 0 | 0 | 0 |
| May | 0 | 0 | 256 |
| June | 0 | 0 | 364 |
| July | 0 | 0 | 811 |
| August | 0 | 0 | 958 |
| September | 0 | 0 | 1,407 |
| October | 0 | 0 | |
| November | 0 | 0 | |
| December | 0 | 0 | |
| January | 0 | 0 | |
| February | 0 | 0 | |
| March | 0 | 0 | |
| April | 0 | 0 | |
| May | 0 | 0 | |
| June | 0 | 0 | |

QUANTITY METRICS (rolling 12 month period)

| | Contract Quantity | Contract Base Number | Contract * | Area Team | Region | England |
|----------------------------------------------------------------------------------|-------------------|----------------------|------------|-----------|--------|---------|
| % of all assessments that were assess and fit appliances (case starts) | 67 | 72 | 93.1% | 74.3% | 61.5% | 57.9% |
| % of all assessments that were assess and refuse | 3 | 72 | 4.2% | 5.9% | 11.3% | 12.4% |
| % of all assessments that were assess and review | 2 | 72 | 2.8% | 19.8% | 27.3% | 29.7% |
| % of case starts with a reported IOTN of 3 and Aesthetic Component of 5 or below | 0 | 67 | <i>N/A</i> | 0.1% | 0.1% | 0.1% |
| % of case starts with a reported IOTN of 3 and Aesthetic Component of 6 or above | 1 | 67 | 1.5% | 3.3% | 3.5% | 4.0% |
| % of case starts with a reported IOTN of 4 | 54 | 67 | 80.6% | 81.5% | 79.4% | 78.0% |
| % of case starts with a reported IOTN of 5 | 12 | 67 | 17.9% | 14.6% | 16.4% | 16.6 % |
| % of concluded courses in receipt of dual-arch fixed appliances | 72 | 76 | 94.7% | 66.5% | 76.1% | 74.0% |
| % of concluded courses where treatment was abandoned or discontinued | 2 | 76 | 2.6% | 11.2% | 8.6% | 8.5% |
| % of patients satisfied with the treatment they have received | 0 | 0 | <i>N/A</i> | 100.0% | 95.2% | 95.5% |

* Figures in italics indicate that the base number is less than 100.

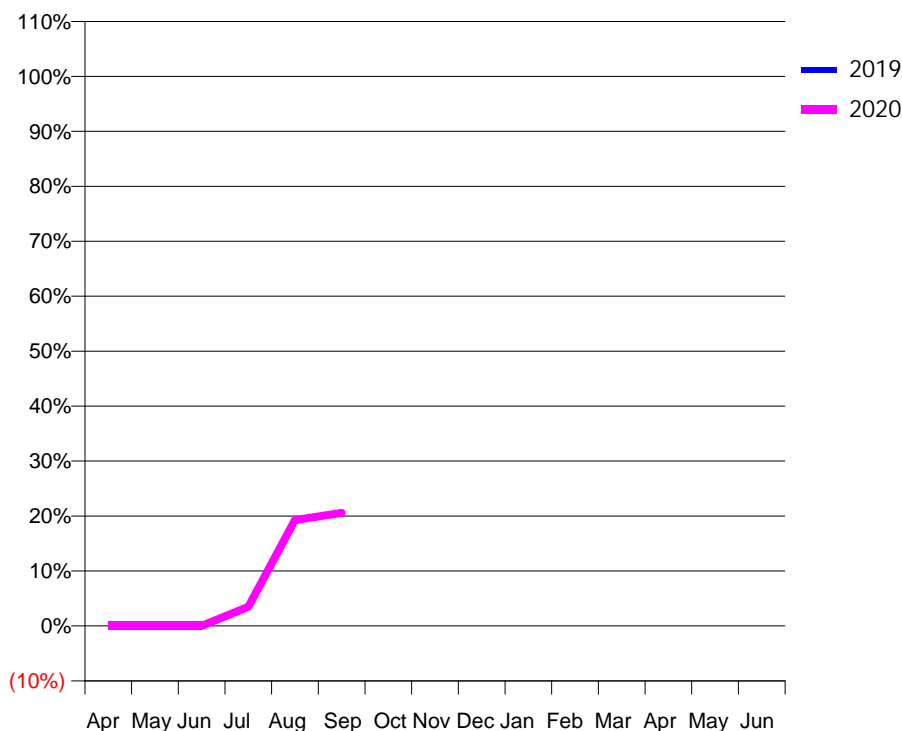
Q47 - Vital Signs Orthodontic At a Glance Contract Report for 101132/0000 - September 2019

| | | | |
|----------------------|---------------------------|---------------------------------------------|-------------|
| Name or company name | Redbridge Associates Ltd. | 19/20 Contracted general activity (UDA) | 0 |
| Contract type name | PDS Contract | Carry forward general activity (UDA) | 0 |
| Purpose of contract | Orthodontic | 19/20 Contracted orthodontic activity (UOA) | 1,863 |
| Contract start date | 01/04/2019 | Carry forward orthodontic activity (UOA) | 0 |
| Contract end date | 31/03/2020 | Baseline contract value | £124,378.48 |

| ACCESS | Contract | England and Wales |
|----------------------------------------------|----------|-------------------|
| 24 month ratio of assessments to patient IDs | 1.00 | 1.07 |

| ACTIVITY | Contract |
|-------------------------------------------------------------------------------------------|----------|
| Contract assess and fit appliances (case starts) as a percentage of Area Team case starts | 0.3 % |

Cumulative percentage of contracted UOA delivered 2019 & 2020



| Month | Adjusted Scheduled Activity (UOA) | | |
|-----------|-----------------------------------|------|------|
| | 2018 | 2019 | 2020 |
| April | 0 | 0 | 0 |
| May | 0 | 0 | 0 |
| June | 0 | 0 | 0 |
| July | 0 | 0 | 65 |
| August | 0 | 0 | 359 |
| September | 0 | 0 | 383 |
| October | 0 | 0 | |
| November | 0 | 0 | |
| December | 0 | 0 | |
| January | 0 | 0 | |
| February | 0 | 0 | |
| March | 0 | 0 | |
| April | 0 | 0 | |
| May | 0 | 0 | |
| June | 0 | 0 | |

QUANTITY METRICS (rolling 12 month period)

| | Contract Quantity | Contract Base Number | Contract * | Area Team | Region | England |
|----------------------------------------------------------------------------------|-------------------|----------------------|------------|-----------|--------|---------|
| % of all assessments that were assess and fit appliances (case starts) | 18 | 23 | 78.3% | 74.3% | 61.5% | 57.9% |
| % of all assessments that were assess and refuse | 5 | 23 | 21.7% | 5.9% | 11.3% | 12.4% |
| % of all assessments that were assess and review | 0 | 23 | 0.0% | 19.8% | 27.3% | 29.7% |
| % of case starts with a reported IOTN of 3 and Aesthetic Component of 5 or below | 0 | 18 | N/A | 0.1% | 0.1% | 0.1% |
| % of case starts with a reported IOTN of 3 and Aesthetic Component of 6 or above | 3 | 18 | 16.7% | 3.3% | 3.5% | 4.0% |
| % of case starts with a reported IOTN of 4 | 12 | 18 | 66.7% | 81.5% | 79.4% | 78.0% |
| % of case starts with a reported IOTN of 5 | 3 | 18 | 16.7% | 14.6% | 16.4% | 16.6% |
| % of concluded courses in receipt of dual-arch fixed appliances | 0 | 20 | N/A | 66.5% | 76.1% | 74.0% |
| % of concluded courses where treatment was abandoned or discontinued | 1 | 20 | 5.0% | 11.2% | 8.6% | 8.5% |
| % of patients satisfied with the treatment they have received | 0 | 0 | N/A | 100.0% | 95.2% | 95.5% |

* Figures in italics indicate that the base number is less than 100.

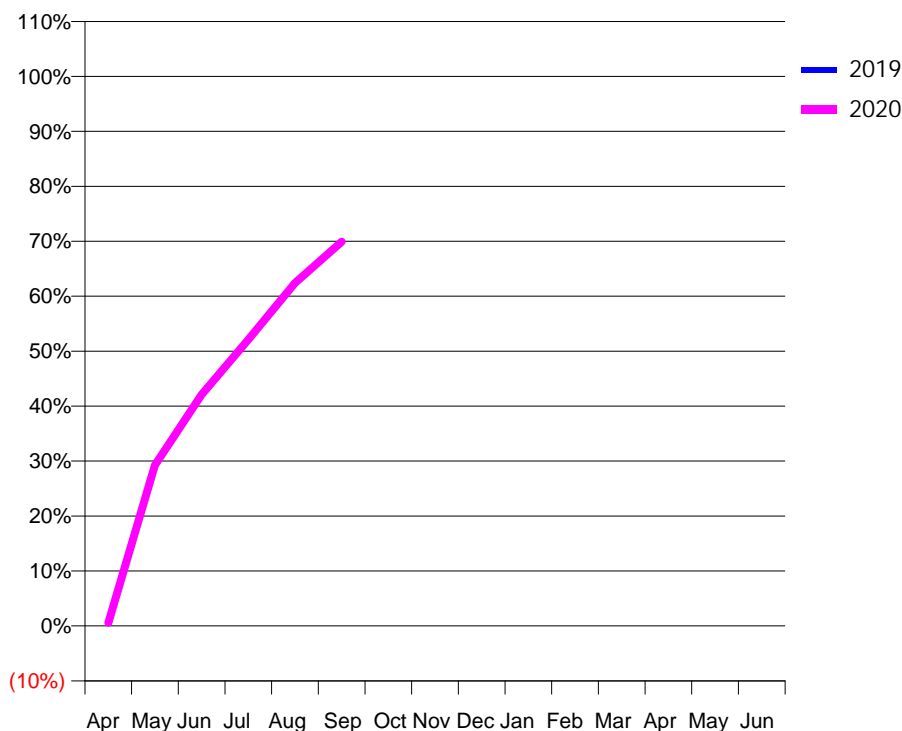
Q47 - Vital Signs Orthodontic At a Glance Contract Report for 101134/0000 - September 2019

| | | | |
|----------------------|---------------|---------------------------------------------|-------------|
| Name or company name | MRS CA TAYLOR | 19/20 Contracted general activity (UDA) | 0 |
| Contract type name | PDS Contract | Carry forward general activity (UDA) | 0 |
| Purpose of contract | Orthodontic | 19/20 Contracted orthodontic activity (UOA) | 4,335 |
| Contract start date | 01/04/2019 | Carry forward orthodontic activity (UOA) | 0 |
| Contract end date | 31/03/2020 | Baseline contract value | £291,754.97 |

| ACCESS | Contract | England and Wales |
|----------------------------------------------|----------|-------------------|
| 24 month ratio of assessments to patient IDs | 1.02 | 1.07 |

| ACTIVITY | Contract |
|-------------------------------------------------------------------------------------------|----------|
| Contract assess and fit appliances (case starts) as a percentage of Area Team case starts | 2.5 % |

Cumulative percentage of contracted UOA delivered 2019 & 2020



| Month | Adjusted Scheduled Activity (UOA) | | |
|-----------|-----------------------------------|------|-------|
| | 2018 | 2019 | 2020 |
| April | 0 | 0 | 25 |
| May | 0 | 0 | 1,269 |
| June | 0 | 0 | 1,824 |
| July | 0 | 0 | 2,259 |
| August | 0 | 0 | 2,705 |
| September | 0 | 0 | 3,030 |
| October | 0 | 0 | |
| November | 0 | 0 | |
| December | 0 | 0 | |
| January | 0 | 0 | |
| February | 0 | 0 | |
| March | 0 | 0 | |
| April | 0 | 0 | |
| May | 0 | 0 | |
| June | 0 | 0 | |

QUANTITY METRICS (rolling 12 month period)

| | Contract Quantity | Contract Base Number | Contract * | Area Team | Region | England |
|----------------------------------------------------------------------------------|-------------------|----------------------|------------|-----------|--------|---------|
| % of all assessments that were assess and fit appliances (case starts) | 143 | 255 | 56.1% | 74.3% | 61.5% | 57.9% |
| % of all assessments that were assess and refuse | 10 | 255 | 3.9% | 5.9% | 11.3% | 12.4% |
| % of all assessments that were assess and review | 102 | 255 | 40.0% | 19.8% | 27.3% | 29.7% |
| % of case starts with a reported IOTN of 3 and Aesthetic Component of 5 or below | 0 | 143 | N/A | 0.1% | 0.1% | 0.1% |
| % of case starts with a reported IOTN of 3 and Aesthetic Component of 6 or above | 8 | 143 | 5.6% | 3.3% | 3.5% | 4.0% |
| % of case starts with a reported IOTN of 4 | 109 | 143 | 76.2% | 81.5% | 79.4% | 78.0% |
| % of case starts with a reported IOTN of 5 | 22 | 143 | 15.4% | 14.6% | 16.4% | 16.6 % |
| % of concluded courses in receipt of dual-arch fixed appliances | 125 | 144 | 86.8% | 66.5% | 76.1% | 74.0% |
| % of concluded courses where treatment was abandoned or discontinued | 11 | 144 | 7.6% | 11.2% | 8.6% | 8.5% |
| % of patients satisfied with the treatment they have received | 0 | 0 | N/A | 100.0% | 95.2% | 95.5% |

* Figures in italics indicate that the base number is less than 100.

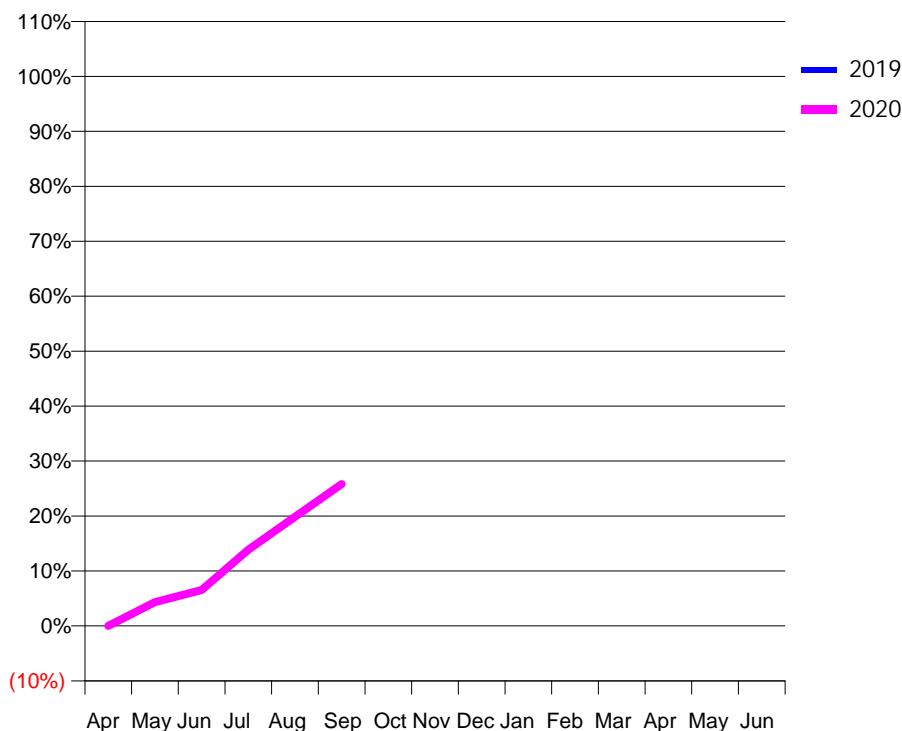
Q47 - Vital Signs Orthodontic At a Glance Contract Report for 101139/0000 - September 2019

| | | | |
|----------------------|----------------------|---------------------------------------------|---------------|
| Name or company name | Dentalign & Ormskirk | 19/20 Contracted general activity (UDA) | 0 |
| Contract type name | PDS Contract | Carry forward general activity (UDA) | 0 |
| Purpose of contract | Orthodontic | 19/20 Contracted orthodontic activity (UOA) | 22,964 |
| Contract start date | 01/04/2019 | Carry forward orthodontic activity (UOA) | 0 |
| Contract end date | 31/08/2020 | Baseline contract value | £1,577,183.30 |

| ACCESS | Contract | England and Wales |
|----------------------------------------------|----------|-------------------|
| 24 month ratio of assessments to patient IDs | 1.01 | 1.07 |

| ACTIVITY | Contract |
|-------------------------------------------------------------------------------------------|----------|
| Contract assess and fit appliances (case starts) as a percentage of Area Team case starts | 5.1 % |

Cumulative percentage of contracted UOA delivered 2019 & 2020



| Month | Adjusted Scheduled Activity (UOA) | | |
|-----------|-----------------------------------|------|-------|
| | 2018 | 2019 | 2020 |
| April | 0 | 0 | 0 |
| May | 0 | 0 | 995 |
| June | 0 | 0 | 1,501 |
| July | 0 | 0 | 3,189 |
| August | 0 | 0 | 4,556 |
| September | 0 | 0 | 5,929 |
| October | 0 | 0 | |
| November | 0 | 0 | |
| December | 0 | 0 | |
| January | 0 | 0 | |
| February | 0 | 0 | |
| March | 0 | 0 | |
| April | 0 | 0 | |
| May | 0 | 0 | |
| June | 0 | 0 | |

QUANTITY METRICS (rolling 12 month period)

| | Contract Quantity | Contract Base Number | Contract * | Area Team | Region | England |
|----------------------------------------------------------------------------------|-------------------|----------------------|------------|-----------|--------|---------|
| % of all assessments that were assess and fit appliances (case starts) | 289 | 289 | 100.0% | 74.3% | 61.5% | 57.9% |
| % of all assessments that were assess and refuse | 0 | 289 | 0.0% | 5.9% | 11.3% | 12.4% |
| % of all assessments that were assess and review | 0 | 289 | 0.0% | 19.8% | 27.3% | 29.7% |
| % of case starts with a reported IOTN of 3 and Aesthetic Component of 5 or below | 0 | 289 | N/A | 0.1% | 0.1% | 0.1% |
| % of case starts with a reported IOTN of 3 and Aesthetic Component of 6 or above | 8 | 289 | 2.8% | 3.3% | 3.5% | 4.0% |
| % of case starts with a reported IOTN of 4 | 218 | 289 | 75.4% | 81.5% | 79.4% | 78.0% |
| % of case starts with a reported IOTN of 5 | 61 | 289 | 21.1% | 14.6% | 16.4% | 16.6 % |
| % of concluded courses in receipt of dual-arch fixed appliances | 316 | 372 | 84.9% | 66.5% | 76.1% | 74.0% |
| % of concluded courses where treatment was abandoned or discontinued | 17 | 372 | 4.6% | 11.2% | 8.6% | 8.5% |
| % of patients satisfied with the treatment they have received | 0 | 0 | N/A | 100.0% | 95.2% | 95.5% |

* Figures in italics indicate that the base number is less than 100.

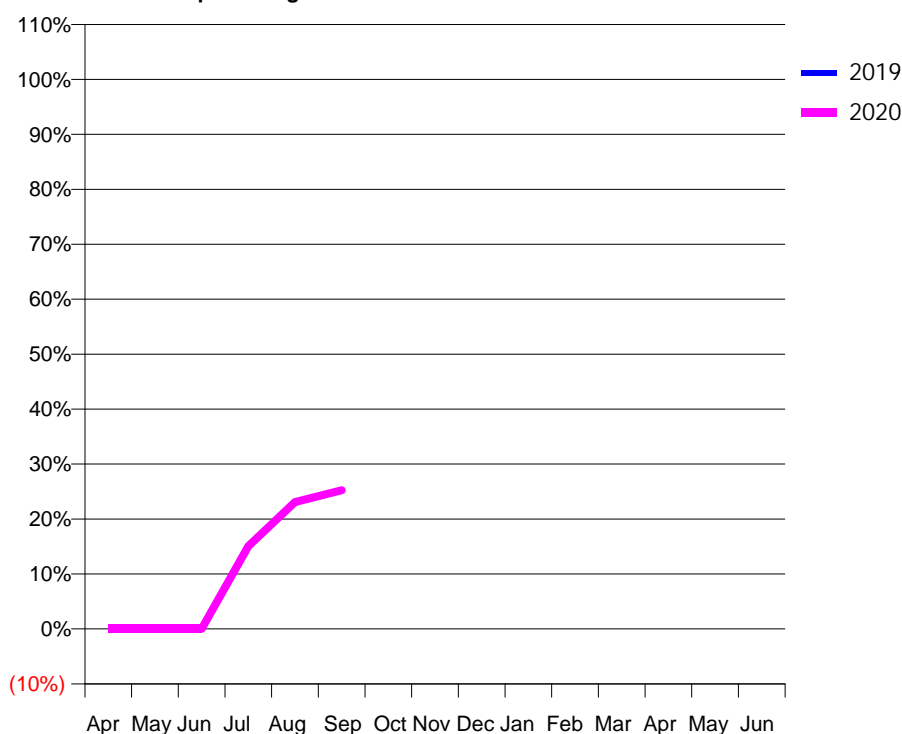
Q47 - Vital Signs Orthodontic At a Glance Contract Report for 101141/0000 - September 2019

| | | | |
|----------------------|-------------------------|---------------------------------------------|-------------|
| Name or company name | Orthoworld 2000 Limited | 19/20 Contracted general activity (UDA) | 0 |
| Contract type name | PDS Contract | Carry forward general activity (UDA) | 0 |
| Purpose of contract | Orthodontic | 19/20 Contracted orthodontic activity (UOA) | 11,061 |
| Contract start date | 01/04/2019 | Carry forward orthodontic activity (UOA) | 0 |
| Contract end date | 31/03/2020 | Baseline contract value | £770,997.96 |

| ACCESS | Contract | England and Wales |
|----------------------------------------------|----------|-------------------|
| 24 month ratio of assessments to patient IDs | 1.00 | 1.07 |

| ACTIVITY | Contract |
|-------------------------------------------------------------------------------------------|----------|
| Contract assess and fit appliances (case starts) as a percentage of Area Team case starts | 2.3 % |

Cumulative percentage of contracted UOA delivered 2019 & 2020



| Month | Adjusted Scheduled Activity (UOA) | | |
|-----------|-----------------------------------|------|-------|
| | 2018 | 2019 | 2020 |
| April | 0 | 0 | 0 |
| May | 0 | 0 | 0 |
| June | 0 | 0 | 0 |
| July | 0 | 0 | 1,669 |
| August | 0 | 0 | 2,554 |
| September | 0 | 0 | 2,791 |
| October | 0 | 0 | |
| November | 0 | 0 | |
| December | 0 | 0 | |
| January | 0 | 0 | |
| February | 0 | 0 | |
| March | 0 | 0 | |
| April | 0 | 0 | |
| May | 0 | 0 | |
| June | 0 | 0 | |

QUANTITY METRICS (rolling 12 month period)

| | Contract Quantity | Contract Base Number | Contract * | Area Team | Region | England |
|----------------------------------------------------------------------------------|-------------------|----------------------|------------|-----------|--------|---------|
| % of all assessments that were assess and fit appliances (case starts) | 130 | 242 | 53.7% | 74.3% | 61.5% | 57.9% |
| % of all assessments that were assess and refuse | 17 | 242 | 7.0% | 5.9% | 11.3% | 12.4% |
| % of all assessments that were assess and review | 95 | 242 | 39.3% | 19.8% | 27.3% | 29.7% |
| % of case starts with a reported IOTN of 3 and Aesthetic Component of 5 or below | 0 | 130 | N/A | 0.1% | 0.1% | 0.1% |
| % of case starts with a reported IOTN of 3 and Aesthetic Component of 6 or above | 2 | 130 | 1.5% | 3.3% | 3.5% | 4.0% |
| % of case starts with a reported IOTN of 4 | 119 | 130 | 91.5% | 81.5% | 79.4% | 78.0% |
| % of case starts with a reported IOTN of 5 | 9 | 130 | 6.9% | 14.6% | 16.4% | 16.6 % |
| % of concluded courses in receipt of dual-arch fixed appliances | 50 | 55 | 90.9% | 66.5% | 76.1% | 74.0% |
| % of concluded courses where treatment was abandoned or discontinued | 5 | 55 | 9.1% | 11.2% | 8.6% | 8.5% |
| % of patients satisfied with the treatment they have received | 0 | 0 | N/A | 100.0% | 95.2% | 95.5% |

* Figures in italics indicate that the base number is less than 100.

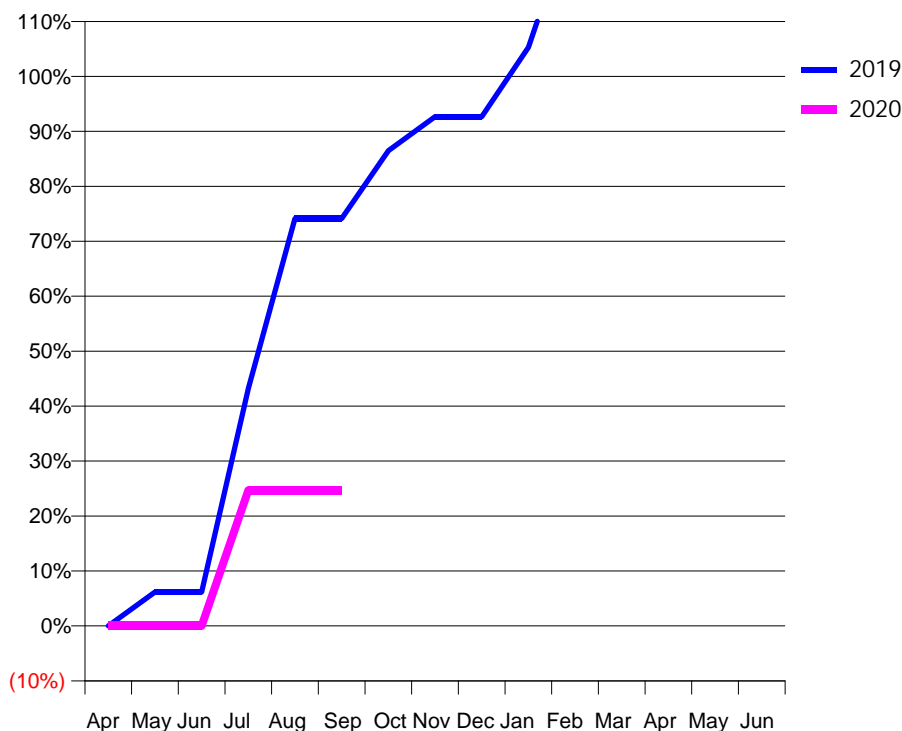
Q47 - Vital Signs Orthodontic At a Glance Contract Report for 123188/0001 - September 2019

| | | | |
|----------------------|-------------------------------|---------------------------------------------|------------|
| Name or company name | Cramond House Dental Practice | 19/20 Contracted general activity (UDA) | 1,520 |
| Contract type name | GDS Contract | Carry forward general activity (UDA) | 0 |
| Purpose of contract | General and Orthodontic | 19/20 Contracted orthodontic activity (UOA) | 340 |
| Contract start date | 01/04/2011 | Carry forward orthodontic activity (UOA) | 0 |
| Contract end date | | Baseline contract value | £58,352.08 |

| ACCESS | Contract | England and Wales |
|----------------------------------------------|----------|-------------------|
| 24 month ratio of assessments to patient IDs | 1.00 | 1.07 |

| ACTIVITY | Contract |
|-------------------------------------------------------------------------------------------|----------|
| Contract assess and fit appliances (case starts) as a percentage of Area Team case starts | 0.3 % |

Cumulative percentage of contracted UOA delivered 2019 & 2020



| Month | Adjusted Scheduled Activity (UOA) | | |
|-----------|-----------------------------------|------|------|
| | 2018 | 2019 | 2020 |
| April | 0 | 0 | 0 |
| May | 1 | 21 | 0 |
| June | 22 | 21 | 0 |
| July | 22 | 147 | 84 |
| August | 64 | 252 | 84 |
| September | 85 | 252 | 84 |
| October | 128 | 294 | |
| November | 149 | 315 | |
| December | 149 | 315 | |
| January | 149 | 358 | |
| February | 191 | 442 | |
| March | 254 | 463 | |
| April | 254 | 484 | |
| May | 275 | 484 | |
| June | 275 | 484 | |

QUANTITY METRICS (rolling 12 month period)

| | Contract Quantity | Contract Base Number | Contract * | Area Team | Region | England |
|----------------------------------------------------------------------------------|-------------------|----------------------|------------|-----------|--------|---------|
| % of all assessments that were assess and fit appliances (case starts) | 15 | 16 | 93.8% | 74.3% | 61.5% | 57.9% |
| % of all assessments that were assess and refuse | 0 | 16 | 0.0% | 5.9% | 11.3% | 12.4% |
| % of all assessments that were assess and review | 1 | 16 | 6.3% | 19.8% | 27.3% | 29.7% |
| % of case starts with a reported IOTN of 3 and Aesthetic Component of 5 or below | 0 | 15 | N/A | 0.1% | 0.1% | 0.1% |
| % of case starts with a reported IOTN of 3 and Aesthetic Component of 6 or above | 0 | 15 | N/A | 3.3% | 3.5% | 4.0% |
| % of case starts with a reported IOTN of 4 | 14 | 15 | 93.3% | 81.5% | 79.4% | 78.0% |
| % of case starts with a reported IOTN of 5 | 1 | 15 | 6.7% | 14.6% | 16.4% | 16.6% |
| % of concluded courses in receipt of dual-arch fixed appliances | 15 | 20 | 75.0% | 66.5% | 76.1% | 74.0% |
| % of concluded courses where treatment was abandoned or discontinued | 1 | 20 | 5.0% | 11.2% | 8.6% | 8.5% |
| % of patients satisfied with the treatment they have received | 0 | 0 | N/A | 100.0% | 95.2% | 95.5% |

* Figures in italics indicate that the base number is less than 100.

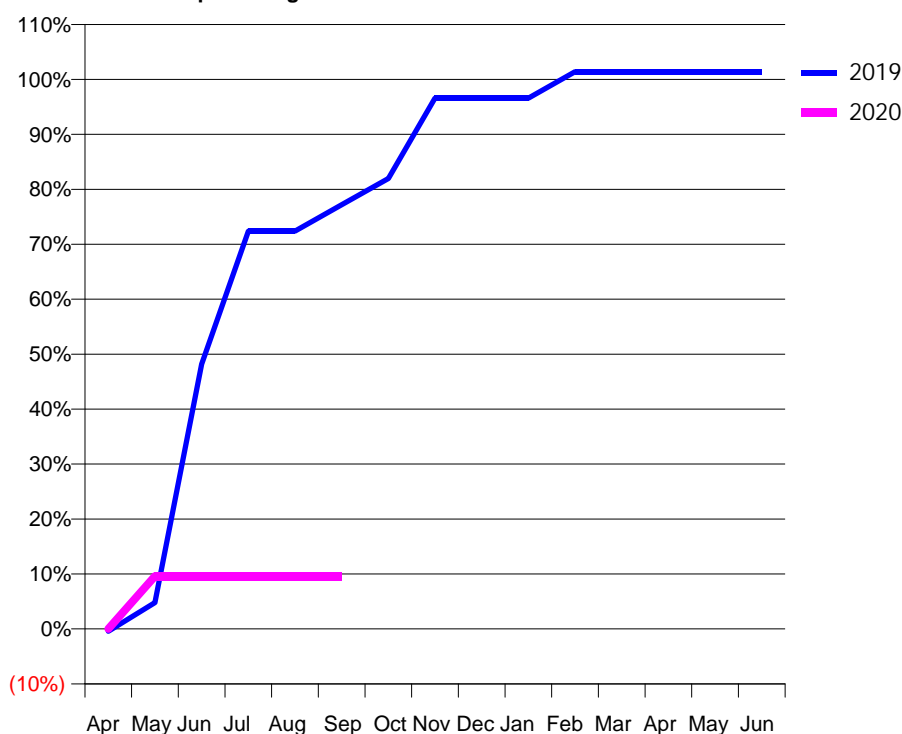
Q47 - Vital Signs Orthodontic At a Glance Contract Report for 126691/0001 - September 2019

| | | | |
|----------------------|--------------------------------|---------------------------------------------|-------------|
| Name or company name | Diamond Smiles Dental Partners | 19/20 Contracted general activity (UDA) | 3,299 |
| Contract type name | GDS Contract | Carry forward general activity (UDA) | 0 |
| Purpose of contract | General and Orthodontic | 19/20 Contracted orthodontic activity (UOA) | 438 |
| Contract start date | 01/07/2009 | Carry forward orthodontic activity (UOA) | 0 |
| Contract end date | | Baseline contract value | £108,666.58 |

| ACCESS | Contract | England and Wales |
|----------------------------------------------|----------|-------------------|
| 24 month ratio of assessments to patient IDs | 1.04 | 1.07 |

| ACTIVITY | Contract |
|-------------------------------------------------------------------------------------------|----------|
| Contract assess and fit appliances (case starts) as a percentage of Area Team case starts | 0.1 % |

Cumulative percentage of contracted UOA delivered 2019 & 2020



| Month | Adjusted Scheduled Activity (UOA) | | |
|-----------|-----------------------------------|------|------|
| | 2018 | 2019 | 2020 |
| April | -14 | -2 | 0 |
| May | -14 | 21 | 42 |
| June | -14 | 211 | 42 |
| July | -12 | 317 | 42 |
| August | -12 | 317 | 42 |
| September | 93 | 338 | 42 |
| October | 179 | 359 | |
| November | 306 | 423 | |
| December | 349 | 423 | |
| January | 392 | 423 | |
| February | 392 | 444 | |
| March | 394 | 444 | |
| April | 415 | 444 | |
| May | 436 | 444 | |
| June | 436 | 444 | |

QUANTITY METRICS (rolling 12 month period)

| | Contract Quantity | Contract Base Number | Contract * | Area Team | Region | England |
|----------------------------------------------------------------------------------|-------------------|----------------------|------------|-----------|--------|---------|
| % of all assessments that were assess and fit appliances (case starts) | 7 | 9 | 77.8% | 74.3% | 61.5% | 57.9% |
| % of all assessments that were assess and refuse | 1 | 9 | 11.1% | 5.9% | 11.3% | 12.4% |
| % of all assessments that were assess and review | 1 | 9 | 11.1% | 19.8% | 27.3% | 29.7% |
| % of case starts with a reported IOTN of 3 and Aesthetic Component of 5 or below | 0 | 7 | <i>N/A</i> | 0.1% | 0.1% | 0.1% |
| % of case starts with a reported IOTN of 3 and Aesthetic Component of 6 or above | 0 | 7 | <i>N/A</i> | 3.3% | 3.5% | 4.0% |
| % of case starts with a reported IOTN of 4 | 5 | 7 | 71.4% | 81.5% | 79.4% | 78.0% |
| % of case starts with a reported IOTN of 5 | 2 | 7 | 28.6% | 14.6% | 16.4% | 16.6% |
| % of concluded courses in receipt of dual-arch fixed appliances | 6 | 17 | 35.3% | 66.5% | 76.1% | 74.0% |
| % of concluded courses where treatment was abandoned or discontinued | 3 | 17 | 17.6% | 11.2% | 8.6% | 8.5% |
| % of patients satisfied with the treatment they have received | 0 | 0 | <i>N/A</i> | 100.0% | 95.2% | 95.5% |

* Figures in italics indicate that the base number is less than 100.

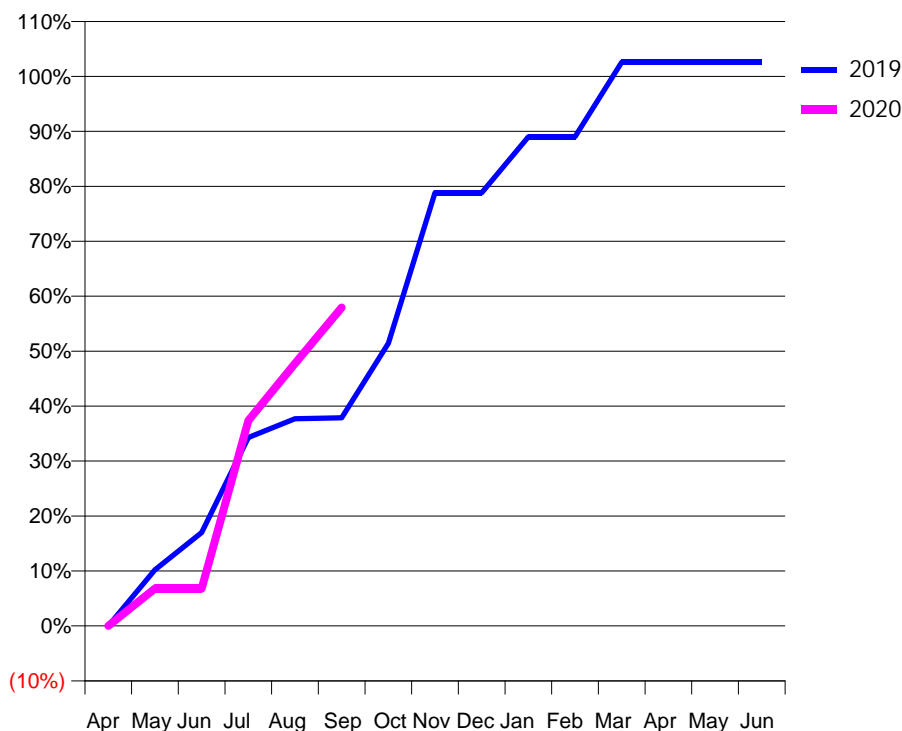
Q47 - Vital Signs Orthodontic At a Glance Contract Report for 134341/0001 - September 2019

| | | | |
|----------------------|-----------------------------------|---------------------------------------------|------------|
| Name or company name | The Macfarlane Dental Partnership | 19/20 Contracted general activity (UDA) | 1,926 |
| Contract type name | GDS Contract | Carry forward general activity (UDA) | 39 |
| Purpose of contract | General and Orthodontic | 19/20 Contracted orthodontic activity (UOA) | 618 |
| Contract start date | 01/01/2012 | Carry forward orthodontic activity (UOA) | 0 |
| Contract end date | | Baseline contract value | £97,558.36 |

| ACCESS | Contract | England and Wales |
|----------------------------------------------|----------|-------------------|
| 24 month ratio of assessments to patient IDs | 1.02 | 1.07 |

| ACTIVITY | Contract |
|-------------------------------------------------------------------------------------------|----------|
| Contract assess and fit appliances (case starts) as a percentage of Area Team case starts | 0.6 % |

Cumulative percentage of contracted UOA delivered 2019 & 2020



| Month | Adjusted Scheduled Activity (UOA) | | |
|-----------|-----------------------------------|------|------|
| | 2018 | 2019 | 2020 |
| April | 21 | 0 | 0 |
| May | 42 | 63 | 42 |
| June | 63 | 105 | 42 |
| July | 84 | 212 | 231 |
| August | 152 | 233 | 295 |
| September | 174 | 234 | 358 |
| October | 196 | 318 | |
| November | 366 | 487 | |
| December | 450 | 487 | |
| January | 535 | 550 | |
| February | 598 | 550 | |
| March | 661 | 634 | |
| April | 703 | 634 | |
| May | 703 | 634 | |
| June | 703 | 634 | |

QUANTITY METRICS (rolling 12 month period)

| | Contract Quantity | Contract Base Number | Contract * | Area Team | Region | England |
|----------------------------------------------------------------------------------|-------------------|----------------------|------------|-----------|--------|---------|
| % of all assessments that were assess and fit appliances (case starts) | 37 | 39 | 94.9% | 74.3% | 61.5% | 57.9% |
| % of all assessments that were assess and refuse | 2 | 39 | 5.1% | 5.9% | 11.3% | 12.4% |
| % of all assessments that were assess and review | 0 | 39 | 0.0% | 19.8% | 27.3% | 29.7% |
| % of case starts with a reported IOTN of 3 and Aesthetic Component of 5 or below | 0 | 37 | N/A | 0.1% | 0.1% | 0.1% |
| % of case starts with a reported IOTN of 3 and Aesthetic Component of 6 or above | 2 | 37 | 5.4% | 3.3% | 3.5% | 4.0% |
| % of case starts with a reported IOTN of 4 | 30 | 37 | 81.1% | 81.5% | 79.4% | 78.0% |
| % of case starts with a reported IOTN of 5 | 5 | 37 | 13.5% | 14.6% | 16.4% | 16.6% |
| % of concluded courses in receipt of dual-arch fixed appliances | 12 | 13 | 92.3% | 66.5% | 76.1% | 74.0% |
| % of concluded courses where treatment was abandoned or discontinued | 0 | 13 | 0.0% | 11.2% | 8.6% | 8.5% |
| % of patients satisfied with the treatment they have received | 0 | 0 | N/A | 100.0% | 95.2% | 95.5% |

* Figures in italics indicate that the base number is less than 100.

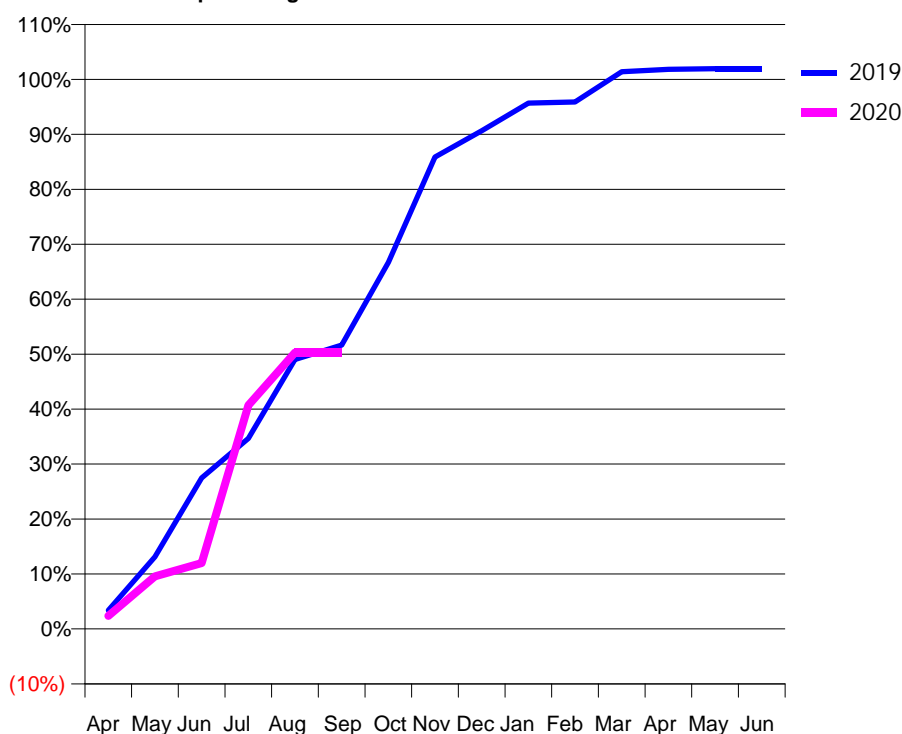
Q47 - Vital Signs Orthodontic At a Glance Contract Report for 137162/0001 - September 2019

| | | | |
|----------------------|--------------------------------|---------------------------------------------|-------------|
| Name or company name | Oakland Family Dental Practice | 19/20 Contracted general activity (UDA) | 1,800 |
| Contract type name | GDS Contract | Carry forward general activity (UDA) | 0 |
| Purpose of contract | General and Orthodontic | 19/20 Contracted orthodontic activity (UOA) | 877 |
| Contract start date | 01/04/2014 | Carry forward orthodontic activity (UOA) | 0 |
| Contract end date | | Baseline contract value | £107,132.56 |

| ACCESS | Contract | England and Wales |
|----------------------------------------------|----------|-------------------|
| 24 month ratio of assessments to patient IDs | 1.02 | 1.07 |

| ACTIVITY | Contract |
|-------------------------------------------------------------------------------------------|----------|
| Contract assess and fit appliances (case starts) as a percentage of Area Team case starts | 0.7 % |

Cumulative percentage of contracted UOA delivered 2019 & 2020



| Month | Adjusted Scheduled Activity (UOA) | | |
|-----------|-----------------------------------|------|------|
| | 2018 | 2019 | 2020 |
| April | 40 | 30 | 21 |
| May | 63 | 115 | 84 |
| June | 191 | 241 | 105 |
| July | 259 | 304 | 357 |
| August | 309 | 430 | 441 |
| September | 354 | 453 | 441 |
| October | 482 | 585 | |
| November | 612 | 753 | |
| December | 612 | 795 | |
| January | 739 | 839 | |
| February | 865 | 841 | |
| March | 865 | 889 | |
| April | 865 | 893 | |
| May | 865 | 894 | |
| June | 865 | 894 | |

QUANTITY METRICS (rolling 12 month period)

| | Contract Quantity | Contract Base Number | Contract * | Area Team | Region | England |
|----------------------------------------------------------------------------------|-------------------|----------------------|------------|-----------|--------|---------|
| % of all assessments that were assess and fit appliances (case starts) | 41 | 68 | 60.3% | 74.3% | 61.5% | 57.9% |
| % of all assessments that were assess and refuse | 8 | 68 | 11.8% | 5.9% | 11.3% | 12.4% |
| % of all assessments that were assess and review | 19 | 68 | 27.9% | 19.8% | 27.3% | 29.7% |
| % of case starts with a reported IOTN of 3 and Aesthetic Component of 5 or below | 0 | 41 | N/A | 0.1% | 0.1% | 0.1% |
| % of case starts with a reported IOTN of 3 and Aesthetic Component of 6 or above | 1 | 41 | 2.4% | 3.3% | 3.5% | 4.0% |
| % of case starts with a reported IOTN of 4 | 34 | 41 | 82.9% | 81.5% | 79.4% | 78.0% |
| % of case starts with a reported IOTN of 5 | 6 | 41 | 14.6% | 14.6% | 16.4% | 16.6% |
| % of concluded courses in receipt of dual-arch fixed appliances | 6 | 37 | 16.2% | 66.5% | 76.1% | 74.0% |
| % of concluded courses where treatment was abandoned or discontinued | 22 | 37 | 59.5% | 11.2% | 8.6% | 8.5% |
| % of patients satisfied with the treatment they have received | 0 | 0 | N/A | 100.0% | 95.2% | 95.5% |

* Figures in italics indicate that the base number is less than 100.

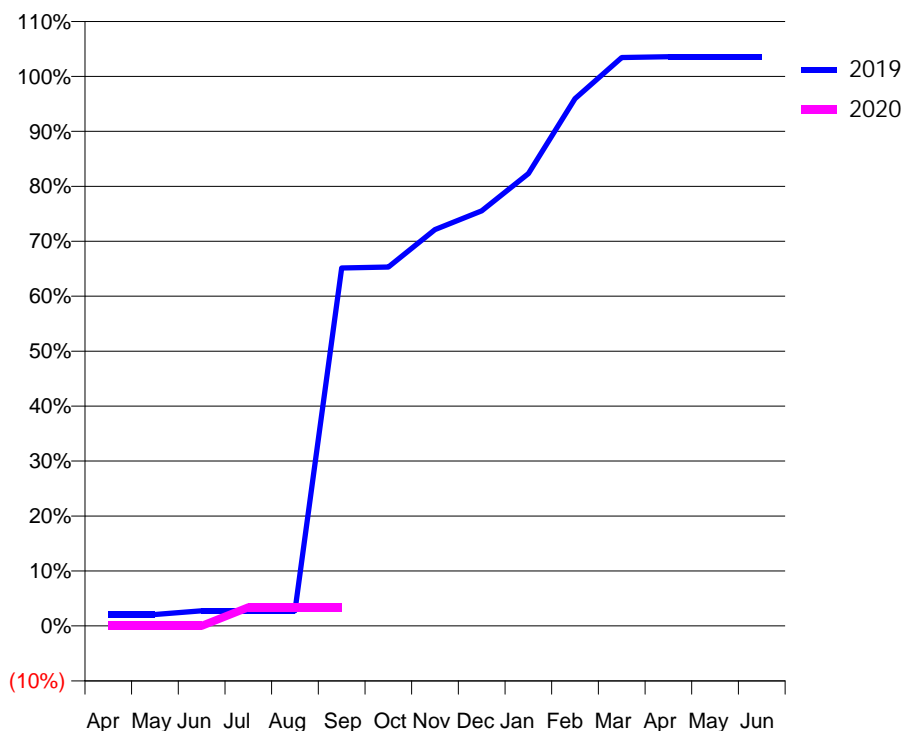
Q47 - Vital Signs Orthodontic At a Glance Contract Report for 167711/0001 - September 2019

| | | | |
|----------------------|-------------------------|---------------------------------------------|------------|
| Name or company name | Bridge Dental Practice | 19/20 Contracted general activity (UDA) | 2,000 |
| Contract type name | GDS Contract | Carry forward general activity (UDA) | 0 |
| Purpose of contract | General and Orthodontic | 19/20 Contracted orthodontic activity (UOA) | 617 |
| Contract start date | 01/09/2014 | Carry forward orthodontic activity (UOA) | 0 |
| Contract end date | | Baseline contract value | £83,724.41 |

| ACCESS | Contract | England and Wales |
|----------------------------------------------|----------|-------------------|
| 24 month ratio of assessments to patient IDs | 1.10 | 1.07 |

| ACTIVITY | Contract |
|-------------------------------------------------------------------------------------------|----------|
| Contract assess and fit appliances (case starts) as a percentage of Area Team case starts | 0.2 % |

Cumulative percentage of contracted UOA delivered 2019 & 2020



| Month | Adjusted Scheduled Activity (UOA) | | |
|-----------|-----------------------------------|------|------|
| | 2018 | 2019 | 2020 |
| April | 0 | 13 | 0 |
| May | 1 | 13 | 0 |
| June | 4 | 17 | 0 |
| July | 454 | 17 | 21 |
| August | 454 | 17 | 21 |
| September | 506 | 402 | 21 |
| October | 612 | 403 | |
| November | 612 | 445 | |
| December | 641 | 466 | |
| January | 643 | 508 | |
| February | 664 | 592 | |
| March | 665 | 638 | |
| April | 666 | 639 | |
| May | 666 | 639 | |
| June | 666 | 639 | |

QUANTITY METRICS (rolling 12 month period)

| | Contract Quantity | Contract Base Number | Contract * | Area Team | Region | England |
|----------------------------------------------------------------------------------|-------------------|----------------------|------------|-----------|--------|---------|
| % of all assessments that were assess and fit appliances (case starts) | 12 | 18 | 66.7% | 74.3% | 61.5% | 57.9% |
| % of all assessments that were assess and refuse | 0 | 18 | 0.0% | 5.9% | 11.3% | 12.4% |
| % of all assessments that were assess and review | 6 | 18 | 33.3% | 19.8% | 27.3% | 29.7% |
| % of case starts with a reported IOTN of 3 and Aesthetic Component of 5 or below | 0 | 12 | N/A | 0.1% | 0.1% | 0.1% |
| % of case starts with a reported IOTN of 3 and Aesthetic Component of 6 or above | 1 | 12 | 8.3% | 3.3% | 3.5% | 4.0% |
| % of case starts with a reported IOTN of 4 | 10 | 12 | 83.3% | 81.5% | 79.4% | 78.0% |
| % of case starts with a reported IOTN of 5 | 1 | 12 | 8.3% | 14.6% | 16.4% | 16.6% |
| % of concluded courses in receipt of dual-arch fixed appliances | 2 | 11 | 18.2% | 66.5% | 76.1% | 74.0% |
| % of concluded courses where treatment was abandoned or discontinued | 0 | 11 | 0.0% | 11.2% | 8.6% | 8.5% |
| % of patients satisfied with the treatment they have received | 0 | 0 | N/A | 100.0% | 95.2% | 95.5% |

* Figures in italics indicate that the base number is less than 100.

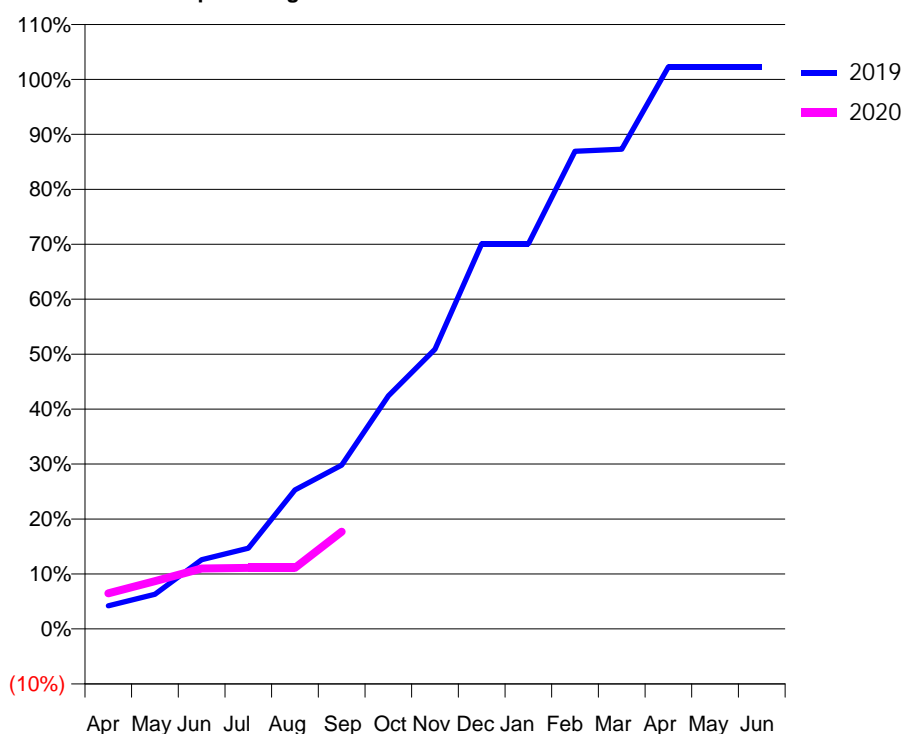
Q47 - Vital Signs Orthodontic At a Glance Contract Report for 171859/0004 - September 2019

| | | | |
|----------------------|-------------------------|---------------------------------------------|-------------|
| Name or company name | Oak Dental Care Limited | 19/20 Contracted general activity (UDA) | 4,600 |
| Contract type name | GDS Contract | Carry forward general activity (UDA) | 0 |
| Purpose of contract | General and Orthodontic | 19/20 Contracted orthodontic activity (UOA) | 1,000 |
| Contract start date | 01/04/2009 | Carry forward orthodontic activity (UOA) | 0 |
| Contract end date | | Baseline contract value | £206,733.11 |

| ACCESS | Contract | England and Wales |
|----------------------------------------------|----------|-------------------|
| 24 month ratio of assessments to patient IDs | 1.00 | 1.07 |

| ACTIVITY | Contract |
|-------------------------------------------------------------------------------------------|----------|
| Contract assess and fit appliances (case starts) as a percentage of Area Team case starts | 0.7 % |

Cumulative percentage of contracted UOA delivered 2019 & 2020



| Month | Adjusted Scheduled Activity (UOA) | | |
|-----------|-----------------------------------|-------|------|
| | 2018 | 2019 | 2020 |
| April | 22 | 42 | 65 |
| May | 89 | 63 | 87 |
| June | 91 | 126 | 110 |
| July | 134 | 147 | 111 |
| August | 260 | 253 | 111 |
| September | 324 | 298 | 177 |
| October | 388 | 424 | |
| November | 473 | 509 | |
| December | 538 | 701 | |
| January | 629 | 701 | |
| February | 860 | 869 | |
| March | 1,030 | 873 | |
| April | 1,030 | 1,023 | |
| May | 1,030 | 1,023 | |
| June | 1,030 | 1,023 | |

QUANTITY METRICS (rolling 12 month period)

| | Contract Quantity | Contract Base Number | Contract * | Area Team | Region | England |
|----------------------------------------------------------------------------------|-------------------|----------------------|------------|-----------|--------|---------|
| % of all assessments that were assess and fit appliances (case starts) | 42 | 62 | 67.7% | 74.3% | 61.5% | 57.9% |
| % of all assessments that were assess and refuse | 8 | 62 | 12.9% | 5.9% | 11.3% | 12.4% |
| % of all assessments that were assess and review | 12 | 62 | 19.4% | 19.8% | 27.3% | 29.7% |
| % of case starts with a reported IOTN of 3 and Aesthetic Component of 5 or below | 0 | 42 | N/A | 0.1% | 0.1% | 0.1% |
| % of case starts with a reported IOTN of 3 and Aesthetic Component of 6 or above | 0 | 42 | N/A | 3.3% | 3.5% | 4.0% |
| % of case starts with a reported IOTN of 4 | 26 | 42 | 61.9% | 81.5% | 79.4% | 78.0% |
| % of case starts with a reported IOTN of 5 | 15 | 42 | 35.7% | 14.6% | 16.4% | 16.6% |
| % of concluded courses in receipt of dual-arch fixed appliances | 0 | 2 | N/A | 66.5% | 76.1% | 74.0% |
| % of concluded courses where treatment was abandoned or discontinued | 0 | 2 | 0.0% | 11.2% | 8.6% | 8.5% |
| % of patients satisfied with the treatment they have received | 0 | 0 | N/A | 100.0% | 95.2% | 95.5% |

* Figures in italics indicate that the base number is less than 100.

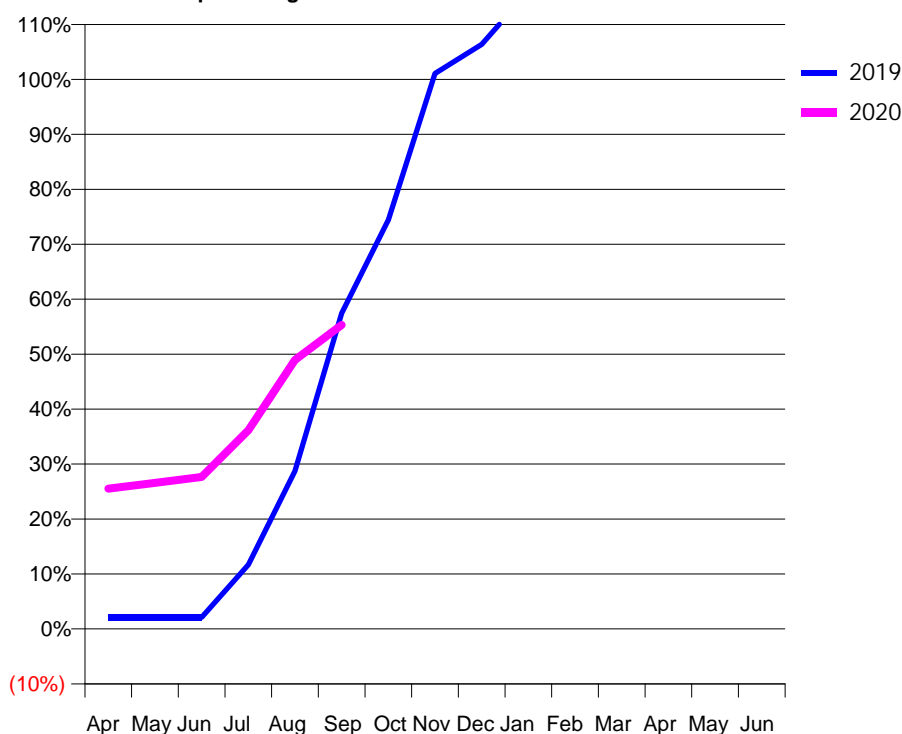
Q47 - Vital Signs Orthodontic At a Glance Contract Report for 177709/0001 - September 2019

| | | | |
|----------------------|--------------------------|---------------------------------------------|------------|
| Name or company name | Green Dental Partnership | 19/20 Contracted general activity (UDA) | 1,466 |
| Contract type name | GDS Contract | Carry forward general activity (UDA) | 36 |
| Purpose of contract | General and Orthodontic | 19/20 Contracted orthodontic activity (UOA) | 94 |
| Contract start date | 01/04/2013 | Carry forward orthodontic activity (UOA) | -23 |
| Contract end date | | Baseline contract value | £38,263.46 |

| ACCESS | Contract | England and Wales |
|----------------------------------------------|----------|-------------------|
| 24 month ratio of assessments to patient IDs | 1.22 | 1.07 |

| ACTIVITY | Contract |
|-------------------------------------------------------------------------------------------|----------|
| Contract assess and fit appliances (case starts) as a percentage of Area Team case starts | 0.0 % |

Cumulative percentage of contracted UOA delivered 2019 & 2020



| Month | Adjusted Scheduled Activity (UOA) | | |
|-----------|-----------------------------------|------|------|
| | 2018 | 2019 | 2020 |
| April | 0 | 2 | 24 |
| May | 18 | 2 | 25 |
| June | 53 | 2 | 26 |
| July | 78 | 11 | 34 |
| August | 92 | 27 | 46 |
| September | 96 | 54 | 52 |
| October | 97 | 70 | |
| November | 97 | 95 | |
| December | 97 | 100 | |
| January | 97 | 109 | |
| February | 97 | 115 | |
| March | 97 | 117 | |
| April | 97 | 117 | |
| May | 97 | 117 | |
| June | 97 | 117 | |

QUANTITY METRICS (rolling 12 month period)

| | Contract Quantity | Contract Base Number | Contract * | Area Team | Region | England |
|----------------------------------------------------------------------------------|-------------------|----------------------|------------|-----------|--------|---------|
| % of all assessments that were assess and fit appliances (case starts) | 0 | 92 | 0.0% | 74.3% | 61.5% | 57.9% |
| % of all assessments that were assess and refuse | 0 | 92 | 0.0% | 5.9% | 11.3% | 12.4% |
| % of all assessments that were assess and review | 92 | 92 | 100.0% | 19.8% | 27.3% | 29.7% |
| % of case starts with a reported IOTN of 3 and Aesthetic Component of 5 or below | 0 | 0 | N/A | 0.1% | 0.1% | 0.1% |
| % of case starts with a reported IOTN of 3 and Aesthetic Component of 6 or above | 0 | 0 | N/A | 3.3% | 3.5% | 4.0% |
| % of case starts with a reported IOTN of 4 | 0 | 0 | N/A | 81.5% | 79.4% | 78.0% |
| % of case starts with a reported IOTN of 5 | 0 | 0 | N/A | 14.6% | 16.4% | 16.6% |
| % of concluded courses in receipt of dual-arch fixed appliances | 0 | 0 | N/A | 66.5% | 76.1% | 74.0% |
| % of concluded courses where treatment was abandoned or discontinued | 0 | 0 | N/A | 11.2% | 8.6% | 8.5% |
| % of patients satisfied with the treatment they have received | 0 | 0 | N/A | 100.0% | 95.2% | 95.5% |

* Figures in italics indicate that the base number is less than 100.

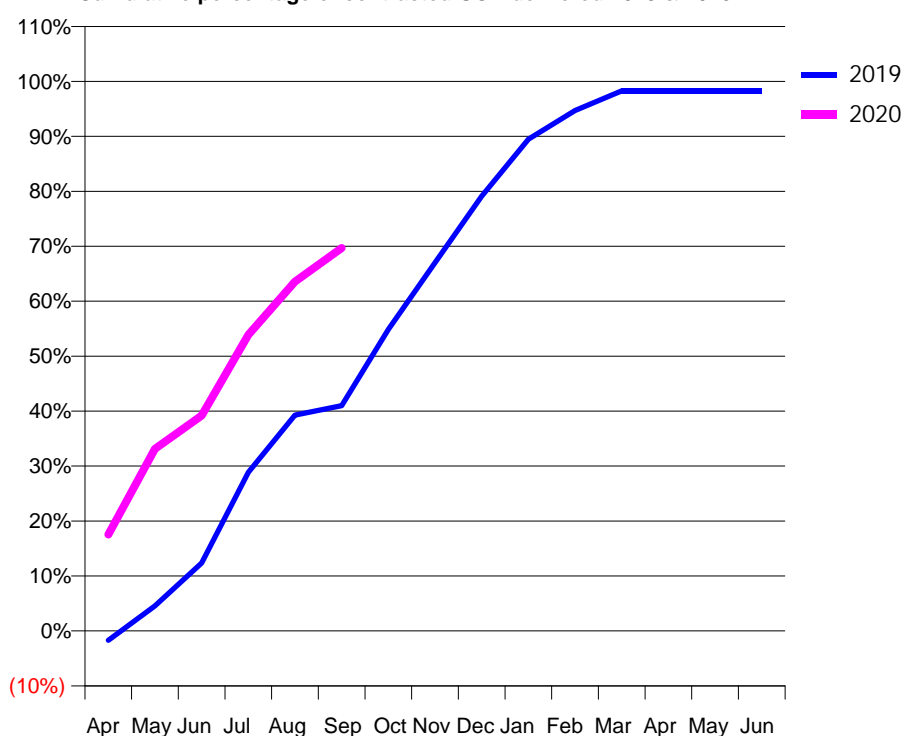
Q47 - Vital Signs Orthodontic At a Glance Contract Report for 185450/0001 - September 2019

| | | | |
|----------------------|----------------------------|---------------------------------------------|-------------|
| Name or company name | Lancashire Dental Partners | 19/20 Contracted general activity (UDA) | 5,600 |
| Contract type name | GDS Contract | Carry forward general activity (UDA) | 186 |
| Purpose of contract | General and Orthodontic | 19/20 Contracted orthodontic activity (UOA) | 2,427 |
| Contract start date | 01/01/2016 | Carry forward orthodontic activity (UOA) | 42 |
| Contract end date | | Baseline contract value | £311,871.03 |

| ACCESS | Contract | England and Wales |
|----------------------------------------------|----------|-------------------|
| 24 month ratio of assessments to patient IDs | 1.02 | 1.07 |

| ACTIVITY | Contract |
|-------------------------------------------------------------------------------------------|----------|
| Contract assess and fit appliances (case starts) as a percentage of Area Team case starts | 2.7 % |

Cumulative percentage of contracted UOA delivered 2019 & 2020



| Month | Adjusted Scheduled Activity (UOA) | | |
|-----------|-----------------------------------|-------|-------|
| | 2018 | 2019 | 2020 |
| April | 4 | -42 | 426 |
| May | 130 | 111 | 804 |
| June | 324 | 300 | 951 |
| July | 685 | 701 | 1,308 |
| August | 874 | 953 | 1,543 |
| September | 937 | 995 | 1,691 |
| October | 1,191 | 1,332 | |
| November | 1,508 | 1,626 | |
| December | 1,781 | 1,920 | |
| January | 1,950 | 2,172 | |
| February | 2,286 | 2,298 | |
| March | 3,758 | 2,385 | |
| April | 4,536 | 2,385 | |
| May | 4,557 | 2,385 | |
| June | 4,557 | 2,385 | |

QUANTITY METRICS (rolling 12 month period)

| | Contract Quantity | Contract Base Number | Contract * | Area Team | Region | England |
|----------------------------------------------------------------------------------|-------------------|----------------------|------------|-----------|--------|---------|
| % of all assessments that were assess and fit appliances (case starts) | 153 | 156 | 98.1% | 74.3% | 61.5% | 57.9% |
| % of all assessments that were assess and refuse | 1 | 156 | 0.6% | 5.9% | 11.3% | 12.4% |
| % of all assessments that were assess and review | 2 | 156 | 1.3% | 19.8% | 27.3% | 29.7% |
| % of case starts with a reported IOTN of 3 and Aesthetic Component of 5 or below | 0 | 153 | N/A | 0.1% | 0.1% | 0.1% |
| % of case starts with a reported IOTN of 3 and Aesthetic Component of 6 or above | 0 | 153 | N/A | 3.3% | 3.5% | 4.0% |
| % of case starts with a reported IOTN of 4 | 117 | 153 | 76.5% | 81.5% | 79.4% | 78.0% |
| % of case starts with a reported IOTN of 5 | 35 | 153 | 22.9% | 14.6% | 16.4% | 16.6% |
| % of concluded courses in receipt of dual-arch fixed appliances | 0 | 192 | N/A | 66.5% | 76.1% | 74.0% |
| % of concluded courses where treatment was abandoned or discontinued | 19 | 192 | 9.9% | 11.2% | 8.6% | 8.5% |
| % of patients satisfied with the treatment they have received | 0 | 0 | N/A | 100.0% | 95.2% | 95.5% |

* Figures in italics indicate that the base number is less than 100.

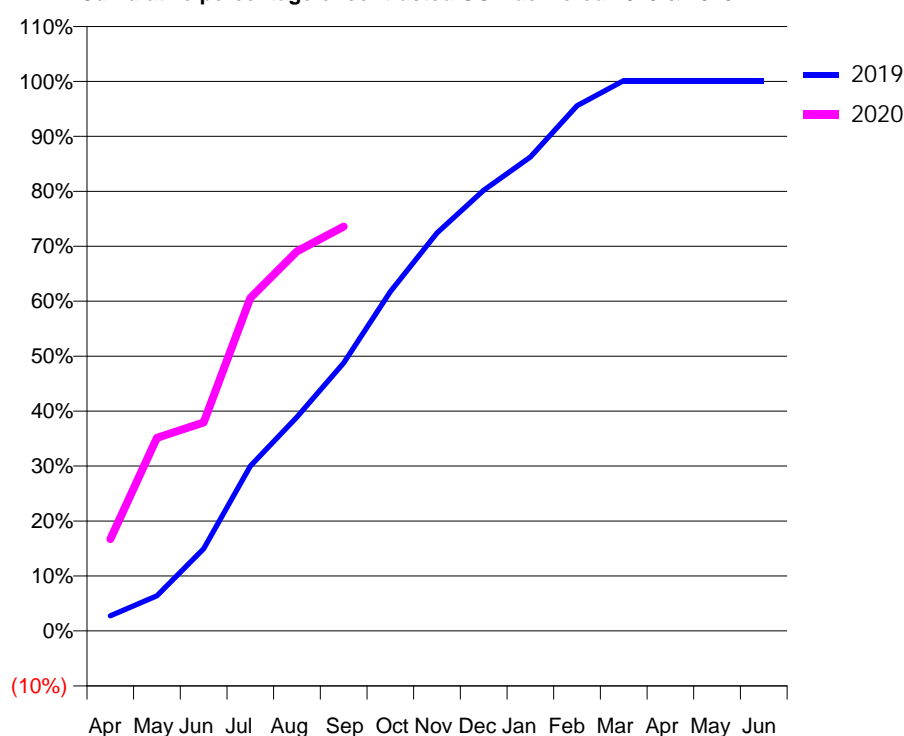
Q47 - Vital Signs Orthodontic At a Glance Contract Report for 185450/0002 - September 2019

| | | | |
|----------------------|----------------------------|---------------------------------------------|-------------|
| Name or company name | Lancashire Dental Partners | 19/20 Contracted general activity (UDA) | 3,700 |
| Contract type name | GDS Contract | Carry forward general activity (UDA) | 51 |
| Purpose of contract | General and Orthodontic | 19/20 Contracted orthodontic activity (UOA) | 5,196 |
| Contract start date | 01/01/2016 | Carry forward orthodontic activity (UOA) | -7 |
| Contract end date | | Baseline contract value | £455,460.45 |

| ACCESS | Contract | England and Wales |
|----------------------------------------------|----------|-------------------|
| 24 month ratio of assessments to patient IDs | 1.02 | 1.07 |

| ACTIVITY | Contract |
|-------------------------------------------------------------------------------------------|----------|
| Contract assess and fit appliances (case starts) as a percentage of Area Team case starts | 5.5 % |

Cumulative percentage of contracted UOA delivered 2019 & 2020



| Month | Adjusted Scheduled Activity (UOA) | | |
|-----------|-----------------------------------|-------|-------|
| | 2018 | 2019 | 2020 |
| April | 12 | 143 | 868 |
| May | 226 | 332 | 1,825 |
| June | 912 | 777 | 1,972 |
| July | 1,678 | 1,559 | 3,148 |
| August | 2,163 | 2,022 | 3,589 |
| September | 2,860 | 2,534 | 3,822 |
| October | 3,601 | 3,209 | |
| November | 4,063 | 3,763 | |
| December | 4,399 | 4,167 | |
| January | 4,678 | 4,482 | |
| February | 5,276 | 4,965 | |
| March | 5,276 | 5,203 | |
| April | 5,276 | 5,203 | |
| May | 5,276 | 5,203 | |
| June | 5,276 | 5,203 | |

QUANTITY METRICS (rolling 12 month period)

| | Contract Quantity | Contract Base Number | Contract * | Area Team | Region | England |
|----------------------------------------------------------------------------------|-------------------|----------------------|------------|-----------|--------|---------|
| % of all assessments that were assess and fit appliances (case starts) | 313 | 322 | 97.2% | 74.3% | 61.5% | 57.9% |
| % of all assessments that were assess and refuse | 0 | 322 | 0.0% | 5.9% | 11.3% | 12.4% |
| % of all assessments that were assess and review | 9 | 322 | 2.8% | 19.8% | 27.3% | 29.7% |
| % of case starts with a reported IOTN of 3 and Aesthetic Component of 5 or below | 0 | 313 | N/A | 0.1% | 0.1% | 0.1% |
| % of case starts with a reported IOTN of 3 and Aesthetic Component of 6 or above | 1 | 313 | 0.3% | 3.3% | 3.5% | 4.0% |
| % of case starts with a reported IOTN of 4 | 257 | 313 | 82.1% | 81.5% | 79.4% | 78.0% |
| % of case starts with a reported IOTN of 5 | 55 | 313 | 17.6% | 14.6% | 16.4% | 16.6 % |
| % of concluded courses in receipt of dual-arch fixed appliances | 0 | 293 | N/A | 66.5% | 76.1% | 74.0% |
| % of concluded courses where treatment was abandoned or discontinued | 40 | 293 | 13.7% | 11.2% | 8.6% | 8.5% |
| % of patients satisfied with the treatment they have received | 0 | 0 | N/A | 100.0% | 95.2% | 95.5% |

* Figures in italics indicate that the base number is less than 100.

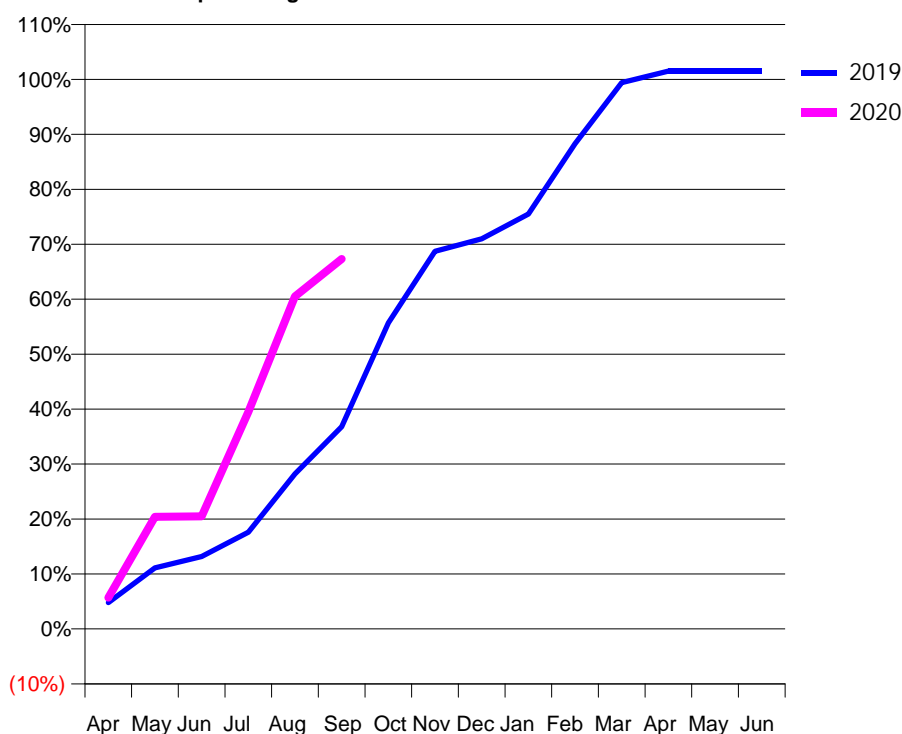
Q47 - Vital Signs Orthodontic At a Glance Contract Report for 198447/0001 - September 2019

| | | | |
|----------------------|-------------------------|---------------------------------------------|---------------|
| Name or company name | Dentistry 4 All | 19/20 Contracted general activity (UDA) | 34,000 |
| Contract type name | Pilot Contract | Carry forward general activity (UDA) | 0 |
| Purpose of contract | General and Orthodontic | 19/20 Contracted orthodontic activity (UOA) | 1,000 |
| Contract start date | 01/04/2009 | Carry forward orthodontic activity (UOA) | -15 |
| Contract end date | | Baseline contract value | £1,186,464.41 |

| ACCESS | Contract | England and Wales |
|----------------------------------------------|----------|-------------------|
| 24 month ratio of assessments to patient IDs | 1.02 | 1.07 |

| ACTIVITY | Contract |
|-------------------------------------------------------------------------------------------|----------|
| Contract assess and fit appliances (case starts) as a percentage of Area Team case starts | 1.1 % |

Cumulative percentage of contracted UOA delivered 2019 & 2020



| Month | Adjusted Scheduled Activity (UOA) | | |
|-----------|-----------------------------------|-------|------|
| | 2018 | 2019 | 2020 |
| April | 10 | 48 | 57 |
| May | 10 | 111 | 204 |
| June | 157 | 132 | 205 |
| July | 371 | 176 | 395 |
| August | 372 | 282 | 605 |
| September | 457 | 368 | 673 |
| October | 499 | 557 | |
| November | 625 | 687 | |
| December | 793 | 710 | |
| January | 814 | 755 | |
| February | 836 | 883 | |
| March | 1,004 | 994 | |
| April | 1,004 | 1,015 | |
| May | 1,004 | 1,015 | |
| June | 1,005 | 1,015 | |

QUANTITY METRICS (rolling 12 month period)

| | Contract Quantity | Contract Base Number | Contract * | Area Team | Region | England |
|----------------------------------------------------------------------------------|-------------------|----------------------|------------|-----------|--------|---------|
| % of all assessments that were assess and fit appliances (case starts) | 65 | 80 | 81.3% | 74.3% | 61.5% | 57.9% |
| % of all assessments that were assess and refuse | 6 | 80 | 7.5% | 5.9% | 11.3% | 12.4% |
| % of all assessments that were assess and review | 9 | 80 | 11.3% | 19.8% | 27.3% | 29.7% |
| % of case starts with a reported IOTN of 3 and Aesthetic Component of 5 or below | 0 | 65 | N/A | 0.1% | 0.1% | 0.1% |
| % of case starts with a reported IOTN of 3 and Aesthetic Component of 6 or above | 2 | 65 | 3.1% | 3.3% | 3.5% | 4.0% |
| % of case starts with a reported IOTN of 4 | 60 | 65 | 92.3% | 81.5% | 79.4% | 78.0% |
| % of case starts with a reported IOTN of 5 | 3 | 65 | 4.6% | 14.6% | 16.4% | 16.6% |
| % of concluded courses in receipt of dual-arch fixed appliances | 25 | 52 | 48.1% | 66.5% | 76.1% | 74.0% |
| % of concluded courses where treatment was abandoned or discontinued | 5 | 52 | 9.6% | 11.2% | 8.6% | 8.5% |
| % of patients satisfied with the treatment they have received | 0 | 0 | N/A | 100.0% | 95.2% | 95.5% |

* Figures in italics indicate that the base number is less than 100.

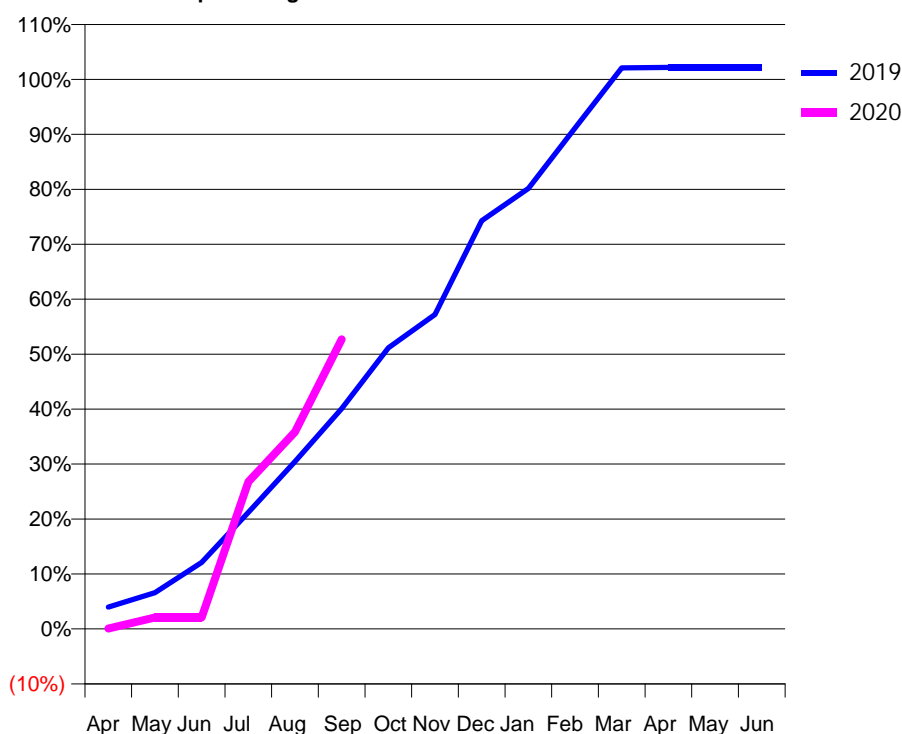
Q47 - Vital Signs Orthodontic At a Glance Contract Report for 629154/0003 - September 2019

| | | | |
|----------------------|-------------------------|---------------------------------------------|-------------|
| Name or company name | Denpoint Dental Care | 19/20 Contracted general activity (UDA) | 3,050 |
| Contract type name | GDS Contract | Carry forward general activity (UDA) | 0 |
| Purpose of contract | General and Orthodontic | 19/20 Contracted orthodontic activity (UOA) | 1,150 |
| Contract start date | 01/06/2008 | Carry forward orthodontic activity (UOA) | 0 |
| Contract end date | | Baseline contract value | £159,855.81 |

| ACCESS | Contract | England and Wales |
|----------------------------------------------|----------|-------------------|
| 24 month ratio of assessments to patient IDs | 1.06 | 1.07 |

| ACTIVITY | Contract |
|-------------------------------------------------------------------------------------------|----------|
| Contract assess and fit appliances (case starts) as a percentage of Area Team case starts | 1.1 % |

Cumulative percentage of contracted UOA delivered 2019 & 2020



| Month | Adjusted Scheduled Activity (UOA) | | |
|-----------|-----------------------------------|-------|------|
| | 2018 | 2019 | 2020 |
| April | 0 | 46 | 1 |
| May | 21 | 76 | 24 |
| June | 211 | 139 | 24 |
| July | 302 | 244 | 308 |
| August | 408 | 350 | 412 |
| September | 475 | 461 | 606 |
| October | 629 | 588 | |
| November | 718 | 658 | |
| December | 995 | 854 | |
| January | 1,024 | 922 | |
| February | 1,087 | 1,048 | |
| March | 1,130 | 1,174 | |
| April | 1,172 | 1,175 | |
| May | 1,172 | 1,175 | |
| June | 1,172 | 1,175 | |

QUANTITY METRICS (rolling 12 month period)

| | Contract Quantity | Contract Base Number | Contract * | Area Team | Region | England |
|----------------------------------------------------------------------------------|-------------------|----------------------|------------|-----------|--------|---------|
| % of all assessments that were assess and fit appliances (case starts) | 63 | 101 | 62.4% | 74.3% | 61.5% | 57.9% |
| % of all assessments that were assess and refuse | 11 | 101 | 10.9% | 5.9% | 11.3% | 12.4% |
| % of all assessments that were assess and review | 27 | 101 | 26.7% | 19.8% | 27.3% | 29.7% |
| % of case starts with a reported IOTN of 3 and Aesthetic Component of 5 or below | 0 | 63 | <i>N/A</i> | 0.1% | 0.1% | 0.1% |
| % of case starts with a reported IOTN of 3 and Aesthetic Component of 6 or above | 0 | 63 | <i>N/A</i> | 3.3% | 3.5% | 4.0% |
| % of case starts with a reported IOTN of 4 | 58 | 63 | 92.1% | 81.5% | 79.4% | 78.0% |
| % of case starts with a reported IOTN of 5 | 2 | 63 | 3.2% | 14.6% | 16.4% | 16.6% |
| % of concluded courses in receipt of dual-arch fixed appliances | 0 | 66 | <i>N/A</i> | 66.5% | 76.1% | 74.0% |
| % of concluded courses where treatment was abandoned or discontinued | 6 | 66 | 9.1% | 11.2% | 8.6% | 8.5% |
| % of patients satisfied with the treatment they have received | 0 | 0 | <i>N/A</i> | 100.0% | 95.2% | 95.5% |

* Figures in italics indicate that the base number is less than 100.

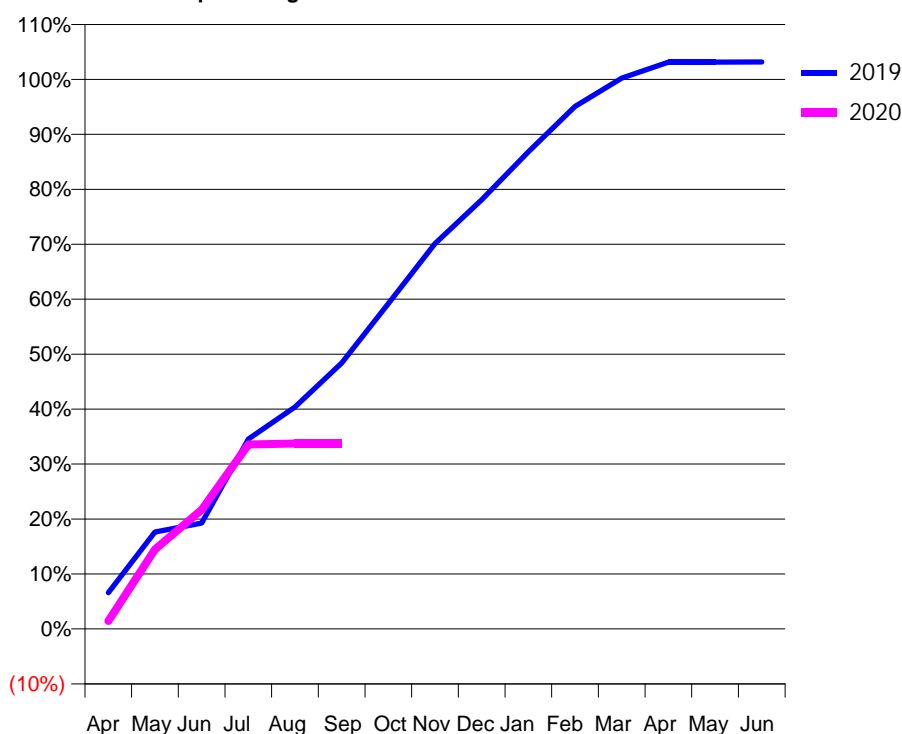
Q47 - Vital Signs Orthodontic At a Glance Contract Report for 649295/0001 - September 2019

| | | | |
|----------------------|--------------------------------|---------------------------------------------|---------------|
| Name or company name | St George's Dental Partnership | 19/20 Contracted general activity (UDA) | 55,732 |
| Contract type name | Pilot Contract | Carry forward general activity (UDA) | 0 |
| Purpose of contract | General and Orthodontic | 19/20 Contracted orthodontic activity (UOA) | 2,904 |
| Contract start date | 01/04/2006 | Carry forward orthodontic activity (UOA) | 0 |
| Contract end date | | Baseline contract value | £1,569,109.25 |

| ACCESS | Contract | England and Wales |
|----------------------------------------------|----------|-------------------|
| 24 month ratio of assessments to patient IDs | 1.03 | 1.07 |

| ACTIVITY | Contract |
|-------------------------------------------------------------------------------------------|----------|
| Contract assess and fit appliances (case starts) as a percentage of Area Team case starts | 2.2 % |

Cumulative percentage of contracted UOA delivered 2019 & 2020



| Month | Adjusted Scheduled Activity (UOA) | | |
|-----------|-----------------------------------|-------|------|
| | 2018 | 2019 | 2020 |
| April | 247 | 192 | 42 |
| May | 562 | 512 | 420 |
| June | 583 | 560 | 630 |
| July | 736 | 1,003 | 975 |
| August | 910 | 1,172 | 980 |
| September | 1,103 | 1,405 | 980 |
| October | 1,315 | 1,720 | |
| November | 1,717 | 2,036 | |
| December | 2,080 | 2,268 | |
| January | 2,460 | 2,521 | |
| February | 2,798 | 2,761 | |
| March | 3,011 | 2,911 | |
| April | 3,033 | 2,995 | |
| May | 3,033 | 2,995 | |
| June | 3,033 | 2,996 | |

QUANTITY METRICS (rolling 12 month period)

| | Contract Quantity | Contract Base Number | Contract * | Area Team | Region | England |
|----------------------------------------------------------------------------------|-------------------|----------------------|------------|-----------|--------|---------|
| % of all assessments that were assess and fit appliances (case starts) | 123 | 157 | 78.3% | 74.3% | 61.5% | 57.9% |
| % of all assessments that were assess and refuse | 16 | 157 | 10.2% | 5.9% | 11.3% | 12.4% |
| % of all assessments that were assess and review | 18 | 157 | 11.5% | 19.8% | 27.3% | 29.7% |
| % of case starts with a reported IOTN of 3 and Aesthetic Component of 5 or below | 0 | 123 | N/A | 0.1% | 0.1% | 0.1% |
| % of case starts with a reported IOTN of 3 and Aesthetic Component of 6 or above | 7 | 123 | 5.7% | 3.3% | 3.5% | 4.0% |
| % of case starts with a reported IOTN of 4 | 106 | 123 | 86.2% | 81.5% | 79.4% | 78.0% |
| % of case starts with a reported IOTN of 5 | 8 | 123 | 6.5% | 14.6% | 16.4% | 16.6 % |
| % of concluded courses in receipt of dual-arch fixed appliances | 18 | 58 | 31.0% | 66.5% | 76.1% | 74.0% |
| % of concluded courses where treatment was abandoned or discontinued | 3 | 58 | 5.2% | 11.2% | 8.6% | 8.5% |
| % of patients satisfied with the treatment they have received | 0 | 0 | N/A | 100.0% | 95.2% | 95.5% |

* Figures in italics indicate that the base number is less than 100.

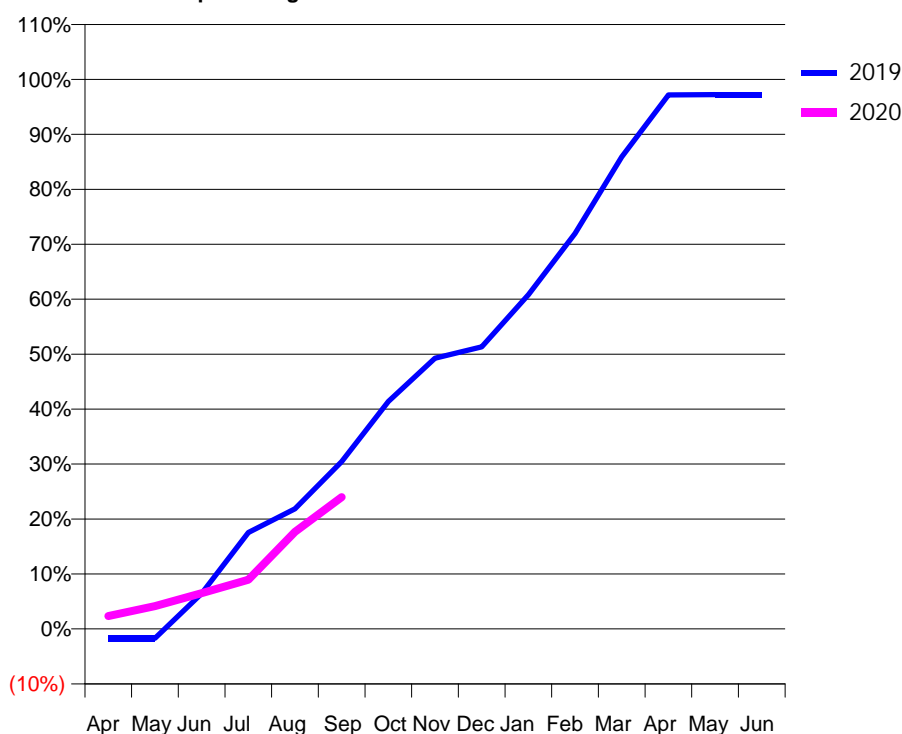
Q47 - Vital Signs Orthodontic At a Glance Contract Report for 676209/0001 - September 2019

| | | | |
|----------------------|-------------------------|---------------------------------------------|---------------|
| Name or company name | MR SL MORGAN | 19/20 Contracted general activity (UDA) | 38,336 |
| Contract type name | GDS Contract | Carry forward general activity (UDA) | 1,493 |
| Purpose of contract | General and Orthodontic | 19/20 Contracted orthodontic activity (UOA) | 6,289 |
| Contract start date | 01/04/2006 | Carry forward orthodontic activity (UOA) | 0 |
| Contract end date | | Baseline contract value | £1,433,815.36 |

| ACCESS | Contract | England and Wales |
|----------------------------------------------|----------|-------------------|
| 24 month ratio of assessments to patient IDs | 1.11 | 1.07 |

| ACTIVITY | Contract |
|-------------------------------------------------------------------------------------------|----------|
| Contract assess and fit appliances (case starts) as a percentage of Area Team case starts | 4.5 % |

Cumulative percentage of contracted UOA delivered 2019 & 2020



| Month | Adjusted Scheduled Activity (UOA) | | |
|-----------|-----------------------------------|-------|-------|
| | 2018 | 2019 | 2020 |
| April | -144 | -108 | 147 |
| May | -17 | -107 | 262 |
| June | 227 | 407 | 410 |
| July | 335 | 1,104 | 564 |
| August | 566 | 1,374 | 1,110 |
| September | 851 | 1,915 | 1,509 |
| October | 1,744 | 2,604 | |
| November | 2,821 | 3,098 | |
| December | 3,582 | 3,229 | |
| January | 4,250 | 3,826 | |
| February | 4,855 | 4,524 | |
| March | 5,754 | 5,402 | |
| April | 6,158 | 6,112 | |
| May | 6,158 | 6,114 | |
| June | 6,160 | 6,114 | |

QUANTITY METRICS (rolling 12 month period)

| | Contract Quantity | Contract Base Number | Contract * | Area Team | Region | England |
|----------------------------------------------------------------------------------|-------------------|----------------------|------------|-----------|--------|---------|
| % of all assessments that were assess and fit appliances (case starts) | 255 | 666 | 38.3% | 74.3% | 61.5% | 57.9% |
| % of all assessments that were assess and refuse | 95 | 666 | 14.3% | 5.9% | 11.3% | 12.4% |
| % of all assessments that were assess and review | 316 | 666 | 47.4% | 19.8% | 27.3% | 29.7% |
| % of case starts with a reported IOTN of 3 and Aesthetic Component of 5 or below | 1 | 255 | 0.4% | 0.1% | 0.1% | 0.1% |
| % of case starts with a reported IOTN of 3 and Aesthetic Component of 6 or above | 14 | 255 | 5.5% | 3.3% | 3.5% | 4.0% |
| % of case starts with a reported IOTN of 4 | 207 | 255 | 81.2% | 81.5% | 79.4% | 78.0% |
| % of case starts with a reported IOTN of 5 | 33 | 255 | 12.9% | 14.6% | 16.4% | 16.6% |
| % of concluded courses in receipt of dual-arch fixed appliances | 138 | 167 | 82.6% | 66.5% | 76.1% | 74.0% |
| % of concluded courses where treatment was abandoned or discontinued | 16 | 167 | 9.6% | 11.2% | 8.6% | 8.5% |
| % of patients satisfied with the treatment they have received | 0 | 0 | N/A | 100.0% | 95.2% | 95.5% |

* Figures in italics indicate that the base number is less than 100.

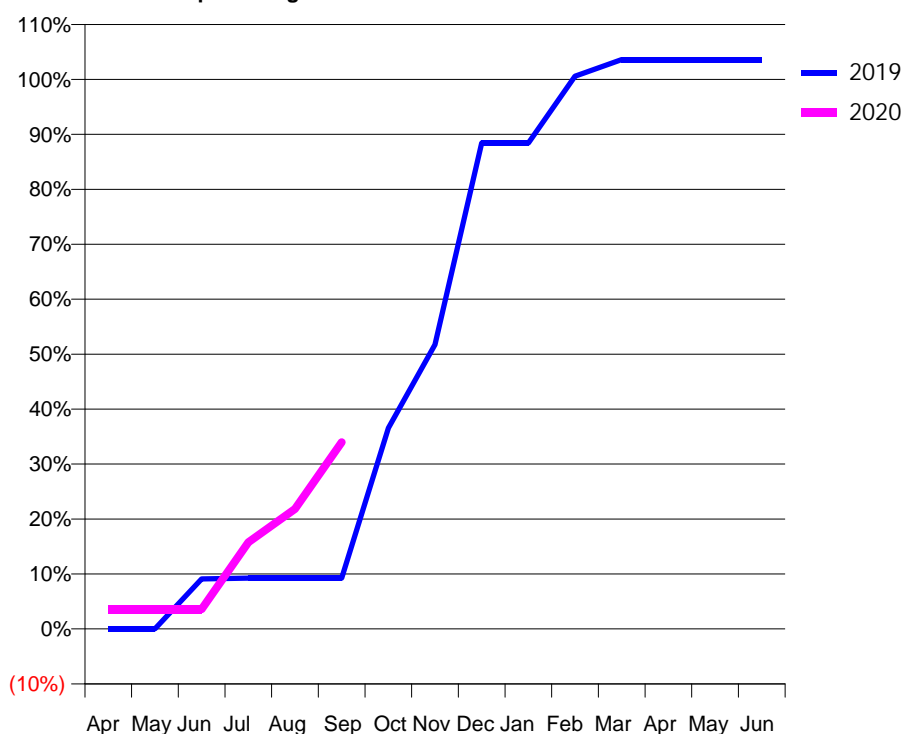
Q47 - Vital Signs Orthodontic At a Glance Contract Report for 842540/0003 - September 2019

| | | | |
|----------------------|----------------|---------------------------------------------|------------|
| Name or company name | MISS JS PRASAD | 19/20 Contracted general activity (UDA) | 0 |
| Contract type name | GDS Contract | Carry forward general activity (UDA) | 0 |
| Purpose of contract | Orthodontic | 19/20 Contracted orthodontic activity (UOA) | 692 |
| Contract start date | 01/04/2010 | Carry forward orthodontic activity (UOA) | -25 |
| Contract end date | | Baseline contract value | £46,471.47 |

| ACCESS | Contract | England and Wales |
|----------------------------------------------|----------|-------------------|
| 24 month ratio of assessments to patient IDs | 1.01 | 1.07 |

| ACTIVITY | Contract |
|-------------------------------------------------------------------------------------------|----------|
| Contract assess and fit appliances (case starts) as a percentage of Area Team case starts | 0.7 % |

Cumulative percentage of contracted UOA delivered 2019 & 2020



| Month | Adjusted Scheduled Activity (UOA) | | |
|-----------|-----------------------------------|------|------|
| | 2018 | 2019 | 2020 |
| April | -108 | 0 | 25 |
| May | 18 | 0 | 25 |
| June | 39 | 63 | 25 |
| July | 165 | 64 | 109 |
| August | 165 | 64 | 151 |
| September | 166 | 64 | 235 |
| October | 166 | 253 | |
| November | 166 | 358 | |
| December | 378 | 612 | |
| January | 399 | 612 | |
| February | 567 | 696 | |
| March | 611 | 717 | |
| April | 611 | 717 | |
| May | 612 | 717 | |
| June | 612 | 717 | |

QUANTITY METRICS (rolling 12 month period)

| | Contract Quantity | Contract Base Number | Contract * | Area Team | Region | England |
|----------------------------------------------------------------------------------|-------------------|----------------------|------------|-----------|--------|---------|
| % of all assessments that were assess and fit appliances (case starts) | 41 | 45 | 91.1% | 74.3% | 61.5% | 57.9% |
| % of all assessments that were assess and refuse | 1 | 45 | 2.2% | 5.9% | 11.3% | 12.4% |
| % of all assessments that were assess and review | 3 | 45 | 6.7% | 19.8% | 27.3% | 29.7% |
| % of case starts with a reported IOTN of 3 and Aesthetic Component of 5 or below | 0 | 41 | N/A | 0.1% | 0.1% | 0.1% |
| % of case starts with a reported IOTN of 3 and Aesthetic Component of 6 or above | 1 | 41 | 2.4% | 3.3% | 3.5% | 4.0% |
| % of case starts with a reported IOTN of 4 | 36 | 41 | 87.8% | 81.5% | 79.4% | 78.0% |
| % of case starts with a reported IOTN of 5 | 4 | 41 | 9.8% | 14.6% | 16.4% | 16.6% |
| % of concluded courses in receipt of dual-arch fixed appliances | 8 | 17 | 47.1% | 66.5% | 76.1% | 74.0% |
| % of concluded courses where treatment was abandoned or discontinued | 2 | 17 | 11.8% | 11.2% | 8.6% | 8.5% |
| % of patients satisfied with the treatment they have received | 0 | 0 | N/A | 100.0% | 95.2% | 95.5% |

* Figures in italics indicate that the base number is less than 100.

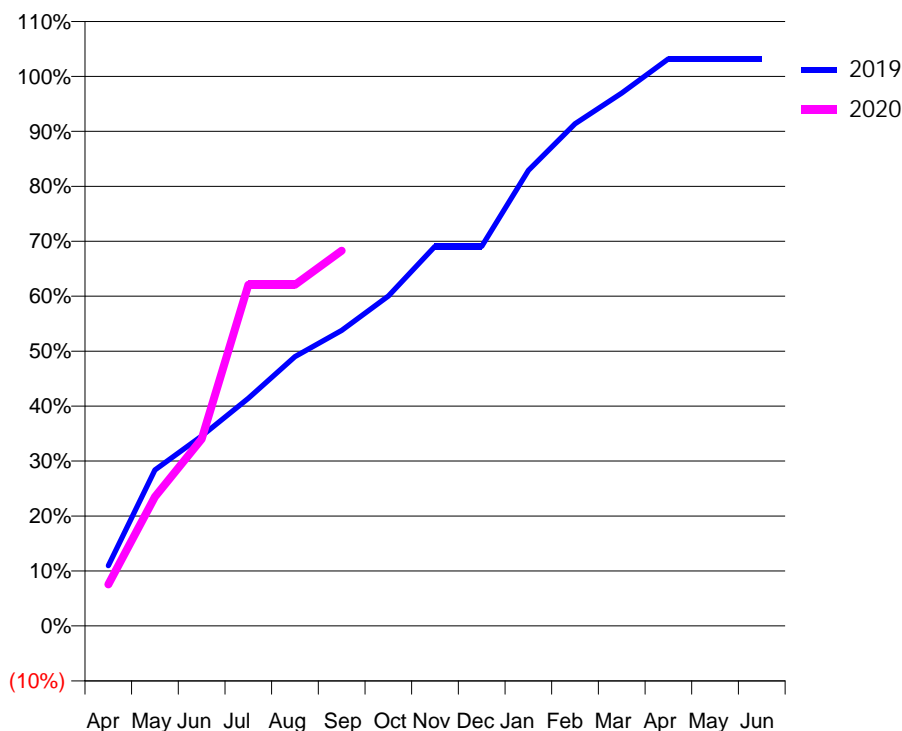
Q48 - Vital Signs Orthodontic At a Glance Contract Report for 172014/0001 - September 2019

| | | | |
|----------------------|-------------------------|---------------------------------------------|-------------|
| Name or company name | Mrs D Sundarraj | 19/20 Contracted general activity (UDA) | 0 |
| Contract type name | PDS Contract | Carry forward general activity (UDA) | 0 |
| Purpose of contract | General and Orthodontic | 19/20 Contracted orthodontic activity (UOA) | 3,069 |
| Contract start date | 01/01/2011 | Carry forward orthodontic activity (UOA) | 0 |
| Contract end date | 30/06/2020 | Baseline contract value | £212,696.59 |

| ACCESS | Contract | England and Wales |
|----------------------------------------------|----------|-------------------|
| 24 month ratio of assessments to patient IDs | 1.01 | 1.07 |

| ACTIVITY | Contract |
|-------------------------------------------------------------------------------------------|----------|
| Contract assess and fit appliances (case starts) as a percentage of Area Team case starts | 7.8 % |

Cumulative percentage of contracted UOA delivered 2019 & 2020



| Month | Adjusted Scheduled Activity (UOA) | | |
|-----------|-----------------------------------|-------|-------|
| | 2018 | 2019 | 2020 |
| April | 168 | 336 | 232 |
| May | 1,053 | 871 | 721 |
| June | 1,668 | 1,061 | 1,044 |
| July | 2,383 | 1,272 | 1,905 |
| August | 2,615 | 1,504 | 1,905 |
| September | 2,658 | 1,651 | 2,095 |
| October | 2,774 | 1,843 | |
| November | 2,838 | 2,120 | |
| December | 2,841 | 2,120 | |
| January | 2,864 | 2,544 | |
| February | 2,887 | 2,804 | |
| March | 3,076 | 2,976 | |
| April | 3,139 | 3,167 | |
| May | 3,139 | 3,167 | |
| June | 3,139 | 3,167 | |

QUANTITY METRICS (rolling 12 month period)

| | Contract Quantity | Contract Base Number | Contract * | Area Team | Region | England |
|----------------------------------------------------------------------------------|-------------------|----------------------|------------|-----------|--------|---------|
| % of all assessments that were assess and fit appliances (case starts) | 171 | 221 | 77.4% | 71.7% | 61.5% | 57.9% |
| % of all assessments that were assess and refuse | 41 | 221 | 18.6% | 13.2% | 11.3% | 12.4% |
| % of all assessments that were assess and review | 9 | 221 | 4.1% | 15.1% | 27.3% | 29.7% |
| % of case starts with a reported IOTN of 3 and Aesthetic Component of 5 or below | 0 | 171 | N/A | 0.1% | 0.1% | 0.1% |
| % of case starts with a reported IOTN of 3 and Aesthetic Component of 6 or above | 4 | 171 | 2.3% | 4.7% | 3.5% | 4.0% |
| % of case starts with a reported IOTN of 4 | 137 | 171 | 80.1% | 75.8% | 79.4% | 78.0% |
| % of case starts with a reported IOTN of 5 | 30 | 171 | 17.5% | 18.9% | 16.4% | 16.6 % |
| % of concluded courses in receipt of dual-arch fixed appliances | 8 | 85 | 9.4% | 83.9% | 76.1% | 74.0% |
| % of concluded courses where treatment was abandoned or discontinued | 18 | 85 | 21.2% | 6.4% | 8.6% | 8.5% |
| % of patients satisfied with the treatment they have received | 0 | 0 | N/A | 100.0% | 95.2% | 95.5% |

* Figures in italics indicate that the base number is less than 100.

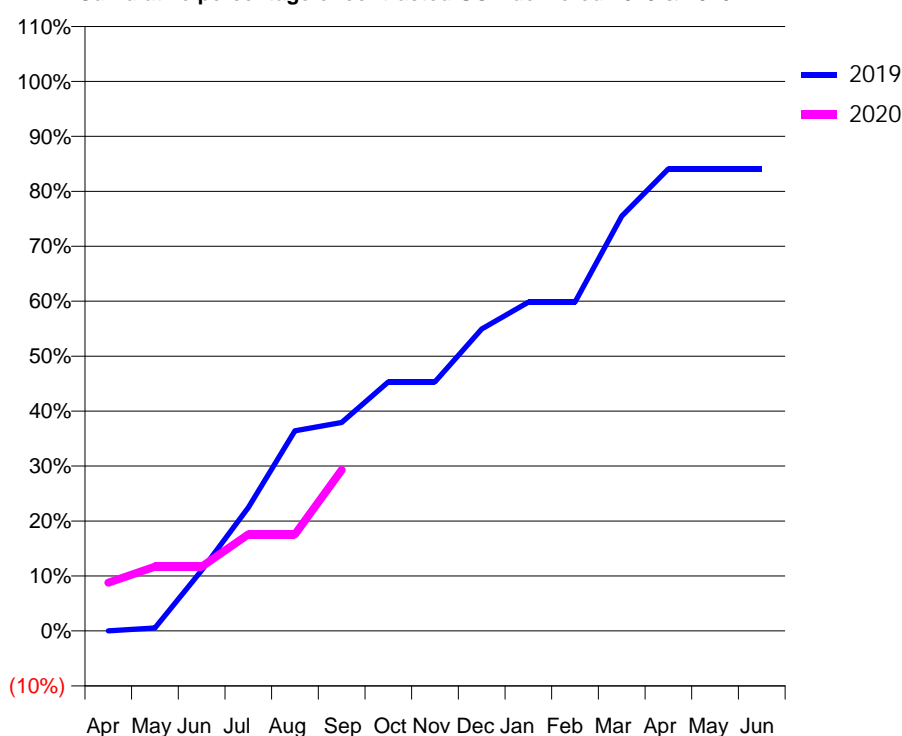
Q48 - Vital Signs Orthodontic At a Glance Contract Report for 181528/0006 - September 2019

| | | | |
|----------------------|-----------------------------------|---------------------------------------------|------------|
| Name or company name | Salaried Dental Service, Knowsley | 19/20 Contracted general activity (UDA) | 0 |
| Contract type name | PDS Contract | Carry forward general activity (UDA) | 0 |
| Purpose of contract | Orthodontic | 19/20 Contracted orthodontic activity (UOA) | 717 |
| Contract start date | 01/04/2015 | Carry forward orthodontic activity (UOA) | 0 |
| Contract end date | 31/03/2021 | Baseline contract value | £87,509.30 |

| ACCESS | Contract | England and Wales |
|----------------------------------------------|----------|-------------------|
| 24 month ratio of assessments to patient IDs | 1.01 | 1.07 |

| ACTIVITY | Contract |
|-------------------------------------------------------------------------------------------|----------|
| Contract assess and fit appliances (case starts) as a percentage of Area Team case starts | 1.1 % |

Cumulative percentage of contracted UOA delivered 2019 & 2020



| Month | Adjusted Scheduled Activity (UOA) | | |
|-----------|-----------------------------------|------|------|
| | 2018 | 2019 | 2020 |
| April | 1 | 0 | 63 |
| May | 32 | 4 | 84 |
| June | 35 | 79 | 84 |
| July | 79 | 161 | 126 |
| August | 125 | 261 | 126 |
| September | 152 | 272 | 210 |
| October | 152 | 325 | |
| November | 313 | 325 | |
| December | 410 | 394 | |
| January | 414 | 429 | |
| February | 423 | 429 | |
| March | 429 | 541 | |
| April | 431 | 603 | |
| May | 453 | 603 | |
| June | 453 | 603 | |

QUANTITY METRICS (rolling 12 month period)

| | Contract Quantity | Contract Base Number | Contract * | Area Team | Region | England |
|----------------------------------------------------------------------------------|-------------------|----------------------|------------|-----------|--------|---------|
| % of all assessments that were assess and fit appliances (case starts) | 23 | 117 | 19.7% | 71.7% | 61.5% | 57.9% |
| % of all assessments that were assess and refuse | 20 | 117 | 17.1% | 13.2% | 11.3% | 12.4% |
| % of all assessments that were assess and review | 74 | 117 | 63.2% | 15.1% | 27.3% | 29.7% |
| % of case starts with a reported IOTN of 3 and Aesthetic Component of 5 or below | 0 | 23 | <i>N/A</i> | 0.1% | 0.1% | 0.1% |
| % of case starts with a reported IOTN of 3 and Aesthetic Component of 6 or above | 0 | 23 | <i>N/A</i> | 4.7% | 3.5% | 4.0% |
| % of case starts with a reported IOTN of 4 | 19 | 23 | 82.6% | 75.8% | 79.4% | 78.0% |
| % of case starts with a reported IOTN of 5 | 4 | 23 | 17.4% | 18.9% | 16.4% | 16.6% |
| % of concluded courses in receipt of dual-arch fixed appliances | 35 | 59 | 59.3% | 83.9% | 76.1% | 74.0% |
| % of concluded courses where treatment was abandoned or discontinued | 11 | 59 | 18.6% | 6.4% | 8.6% | 8.5% |
| % of patients satisfied with the treatment they have received | 0 | 0 | <i>N/A</i> | 100.0% | 95.2% | 95.5% |

* Figures in italics indicate that the base number is less than 100.

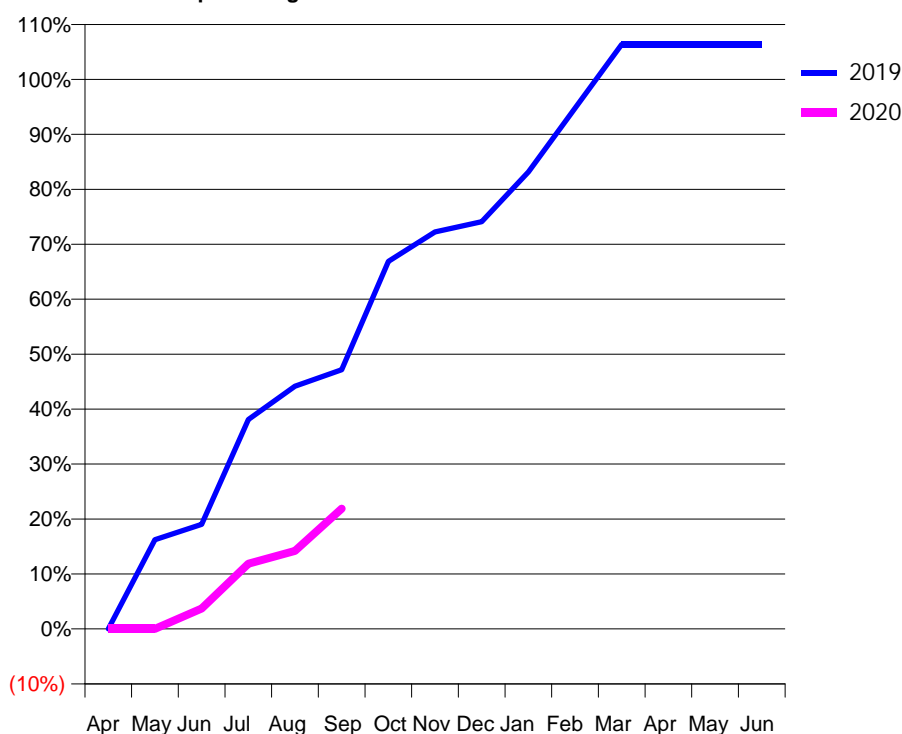
Q48 - Vital Signs Orthodontic At a Glance Contract Report for 184217/0001 - September 2019

| | | | |
|----------------------|-----------------------------------|---------------------------------------------|-------------|
| Name or company name | The Liverpool Brace Place Limited | 19/20 Contracted general activity (UDA) | 0 |
| Contract type name | PDS Contract | Carry forward general activity (UDA) | 0 |
| Purpose of contract | General and Orthodontic | 19/20 Contracted orthodontic activity (UOA) | 9,046 |
| Contract start date | 06/04/2014 | Carry forward orthodontic activity (UOA) | 0 |
| Contract end date | 30/06/2020 | Baseline contract value | £617,275.52 |

| ACCESS | Contract | England and Wales |
|----------------------------------------------|----------|-------------------|
| 24 month ratio of assessments to patient IDs | 1.00 | 1.07 |

| ACTIVITY | Contract |
|-------------------------------------------------------------------------------------------|----------|
| Contract assess and fit appliances (case starts) as a percentage of Area Team case starts | 16.1 % |

Cumulative percentage of contracted UOA delivered 2019 & 2020



| Month | Adjusted Scheduled Activity (UOA) | | |
|-----------|-----------------------------------|-------|-------|
| | 2018 | 2019 | 2020 |
| April | 0 | 0 | 0 |
| May | 333 | 1,470 | 0 |
| June | 333 | 1,722 | 336 |
| July | 1,032 | 3,448 | 1,075 |
| August | 1,451 | 3,994 | 1,285 |
| September | 1,451 | 4,267 | 1,980 |
| October | 2,585 | 6,052 | |
| November | 3,446 | 6,535 | |
| December | 4,097 | 6,703 | |
| January | 4,769 | 7,522 | |
| February | 7,499 | 8,572 | |
| March | 9,431 | 9,622 | |
| April | 9,431 | 9,622 | |
| May | 9,431 | 9,622 | |
| June | 9,431 | 9,622 | |

QUANTITY METRICS (rolling 12 month period)

| | Contract Quantity | Contract Base Number | Contract * | Area Team | Region | England |
|----------------------------------------------------------------------------------|-------------------|----------------------|------------|-----------|--------|---------|
| % of all assessments that were assess and fit appliances (case starts) | 350 | 350 | 100.0% | 71.7% | 61.5% | 57.9% |
| % of all assessments that were assess and refuse | 0 | 350 | 0.0% | 13.2% | 11.3% | 12.4% |
| % of all assessments that were assess and review | 0 | 350 | 0.0% | 15.1% | 27.3% | 29.7% |
| % of case starts with a reported IOTN of 3 and Aesthetic Component of 5 or below | 1 | 350 | 0.3% | 0.1% | 0.1% | 0.1% |
| % of case starts with a reported IOTN of 3 and Aesthetic Component of 6 or above | 7 | 350 | 2.0% | 4.7% | 3.5% | 4.0% |
| % of case starts with a reported IOTN of 4 | 269 | 350 | 76.9% | 75.8% | 79.4% | 78.0% |
| % of case starts with a reported IOTN of 5 | 73 | 350 | 20.9% | 18.9% | 16.4% | 16.6 % |
| % of concluded courses in receipt of dual-arch fixed appliances | 267 | 308 | 86.7% | 83.9% | 76.1% | 74.0% |
| % of concluded courses where treatment was abandoned or discontinued | 15 | 308 | 4.9% | 6.4% | 8.6% | 8.5% |
| % of patients satisfied with the treatment they have received | 0 | 0 | N/A | 100.0% | 95.2% | 95.5% |

* Figures in italics indicate that the base number is less than 100.

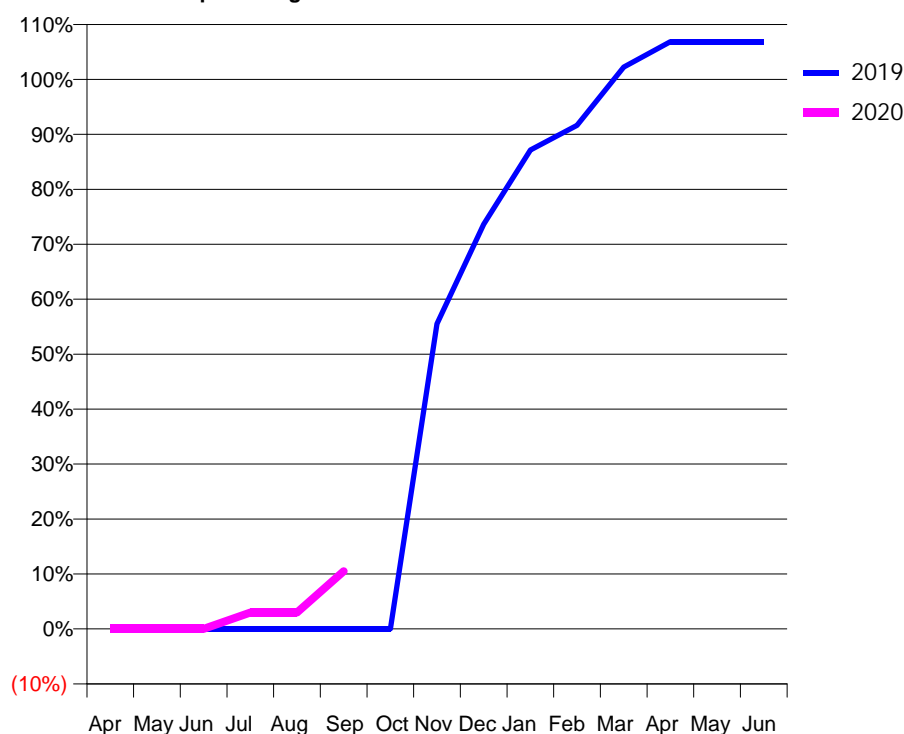
Q48 - Vital Signs Orthodontic At a Glance Contract Report for 195294/0002 - September 2019

| | | | |
|----------------------|-------------------------|---------------------------------------------|------------|
| Name or company name | Deacon Dental Ltd | 19/20 Contracted general activity (UDA) | 0 |
| Contract type name | GDS Contract | Carry forward general activity (UDA) | 0 |
| Purpose of contract | General and Orthodontic | 19/20 Contracted orthodontic activity (UOA) | 1,400 |
| Contract start date | 01/04/2009 | Carry forward orthodontic activity (UOA) | 0 |
| Contract end date | | Baseline contract value | £72,470.14 |

| ACCESS | Contract | England and Wales |
|----------------------------------------------|----------|-------------------|
| 24 month ratio of assessments to patient IDs | 1.01 | 1.07 |

| ACTIVITY | Contract |
|-------------------------------------------------------------------------------------------|----------|
| Contract assess and fit appliances (case starts) as a percentage of Area Team case starts | 3.6 % |

Cumulative percentage of contracted UOA delivered 2019 & 2020



| Month | Adjusted Scheduled Activity (UOA) | | |
|-----------|-----------------------------------|-------|------|
| | 2018 | 2019 | 2020 |
| April | 0 | 0 | 0 |
| May | 0 | 0 | 0 |
| June | 0 | 0 | 0 |
| July | 0 | 0 | 42 |
| August | 189 | 0 | 42 |
| September | 189 | 0 | 147 |
| October | 483 | 0 | |
| November | 483 | 777 | |
| December | 1,031 | 1,031 | |
| January | 1,430 | 1,220 | |
| February | 1,430 | 1,283 | |
| March | 1,430 | 1,431 | |
| April | 1,430 | 1,496 | |
| May | 1,430 | 1,496 | |
| June | 1,430 | 1,496 | |

QUANTITY METRICS (rolling 12 month period)

| | Contract Quantity | Contract Base Number | Contract * | Area Team | Region | England |
|----------------------------------------------------------------------------------|-------------------|----------------------|------------|-----------|--------|---------|
| % of all assessments that were assess and fit appliances (case starts) | 78 | 81 | 96.3% | 71.7% | 61.5% | 57.9% |
| % of all assessments that were assess and refuse | 1 | 81 | 1.2% | 13.2% | 11.3% | 12.4% |
| % of all assessments that were assess and review | 2 | 81 | 2.5% | 15.1% | 27.3% | 29.7% |
| % of case starts with a reported IOTN of 3 and Aesthetic Component of 5 or below | 0 | 78 | N/A | 0.1% | 0.1% | 0.1% |
| % of case starts with a reported IOTN of 3 and Aesthetic Component of 6 or above | 1 | 78 | 1.3% | 4.7% | 3.5% | 4.0% |
| % of case starts with a reported IOTN of 4 | 71 | 78 | 91.0% | 75.8% | 79.4% | 78.0% |
| % of case starts with a reported IOTN of 5 | 6 | 78 | 7.7% | 18.9% | 16.4% | 16.6 % |
| % of concluded courses in receipt of dual-arch fixed appliances | 0 | 0 | N/A | 83.9% | 76.1% | 74.0% |
| % of concluded courses where treatment was abandoned or discontinued | 0 | 0 | N/A | 6.4% | 8.6% | 8.5% |
| % of patients satisfied with the treatment they have received | 0 | 0 | N/A | 100.0% | 95.2% | 95.5% |

* Figures in italics indicate that the base number is less than 100.

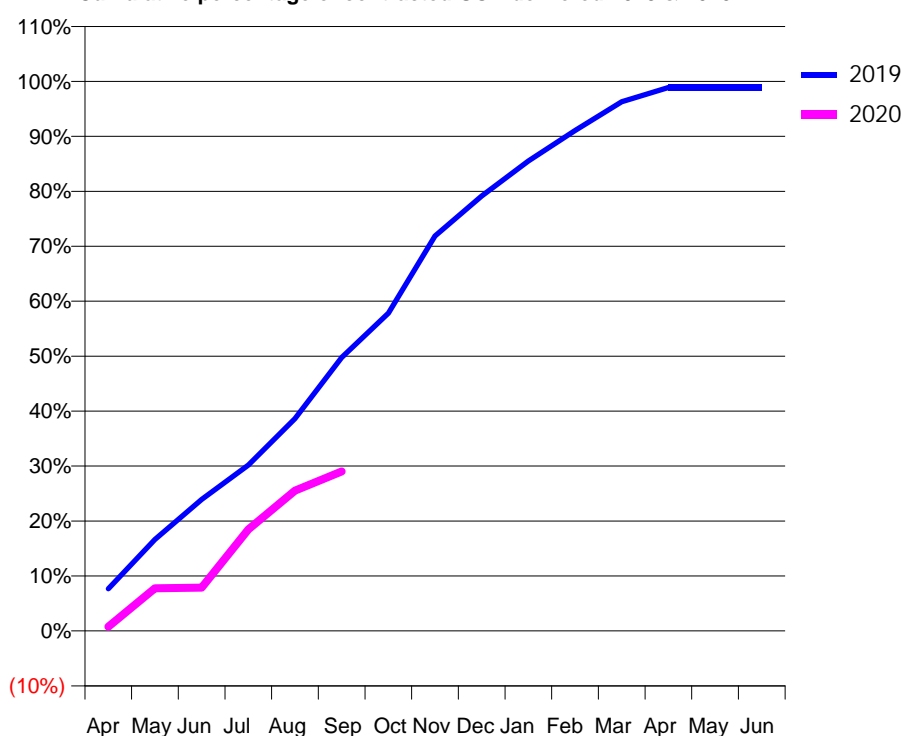
Q48 - Vital Signs Orthodontic At a Glance Contract Report for 329398/0001 - September 2019

| | | | |
|----------------------|-------------------------|---------------------------------------------|-------------|
| Name or company name | MR DJ PLUNKETT | 19/20 Contracted general activity (UDA) | 0 |
| Contract type name | PDS Contract | Carry forward general activity (UDA) | 0 |
| Purpose of contract | General and Orthodontic | 19/20 Contracted orthodontic activity (UOA) | 5,020 |
| Contract start date | 01/04/2006 | Carry forward orthodontic activity (UOA) | 57 |
| Contract end date | 30/06/2020 | Baseline contract value | £335,894.88 |

| ACCESS | Contract | England and Wales |
|----------------------------------------------|----------|-------------------|
| 24 month ratio of assessments to patient IDs | 1.08 | 1.07 |

| ACTIVITY | Contract |
|-------------------------------------------------------------------------------------------|----------|
| Contract assess and fit appliances (case starts) as a percentage of Area Team case starts | 8.5 % |

Cumulative percentage of contracted UOA delivered 2019 & 2020



| Month | Adjusted Scheduled Activity (UOA) | | |
|-----------|-----------------------------------|-------|-------|
| | 2018 | 2019 | 2020 |
| April | 217 | 385 | 38 |
| May | 739 | 835 | 389 |
| June | 894 | 1,202 | 395 |
| July | 1,186 | 1,515 | 928 |
| August | 1,436 | 1,940 | 1,282 |
| September | 1,893 | 2,498 | 1,457 |
| October | 2,582 | 2,902 | |
| November | 3,319 | 3,608 | |
| December | 3,592 | 3,973 | |
| January | 3,979 | 4,294 | |
| February | 4,662 | 4,571 | |
| March | 4,995 | 4,834 | |
| April | 5,022 | 4,963 | |
| May | 5,022 | 4,963 | |
| June | 5,022 | 4,963 | |

QUANTITY METRICS (rolling 12 month period)

| | Contract Quantity | Contract Base Number | Contract * | Area Team | Region | England |
|----------------------------------------------------------------------------------|-------------------|----------------------|------------|-----------|--------|---------|
| % of all assessments that were assess and fit appliances (case starts) | 185 | 315 | 58.7% | 71.7% | 61.5% | 57.9% |
| % of all assessments that were assess and refuse | 37 | 315 | 11.7% | 13.2% | 11.3% | 12.4% |
| % of all assessments that were assess and review | 93 | 315 | 29.5% | 15.1% | 27.3% | 29.7% |
| % of case starts with a reported IOTN of 3 and Aesthetic Component of 5 or below | 0 | 185 | N/A | 0.1% | 0.1% | 0.1% |
| % of case starts with a reported IOTN of 3 and Aesthetic Component of 6 or above | 6 | 185 | 3.2% | 4.7% | 3.5% | 4.0% |
| % of case starts with a reported IOTN of 4 | 126 | 185 | 68.1% | 75.8% | 79.4% | 78.0% |
| % of case starts with a reported IOTN of 5 | 53 | 185 | 28.6% | 18.9% | 16.4% | 16.6% |
| % of concluded courses in receipt of dual-arch fixed appliances | 209 | 229 | 91.3% | 83.9% | 76.1% | 74.0% |
| % of concluded courses where treatment was abandoned or discontinued | 5 | 229 | 2.2% | 6.4% | 8.6% | 8.5% |
| % of patients satisfied with the treatment they have received | 0 | 0 | N/A | 100.0% | 95.2% | 95.5% |

* Figures in italics indicate that the base number is less than 100.

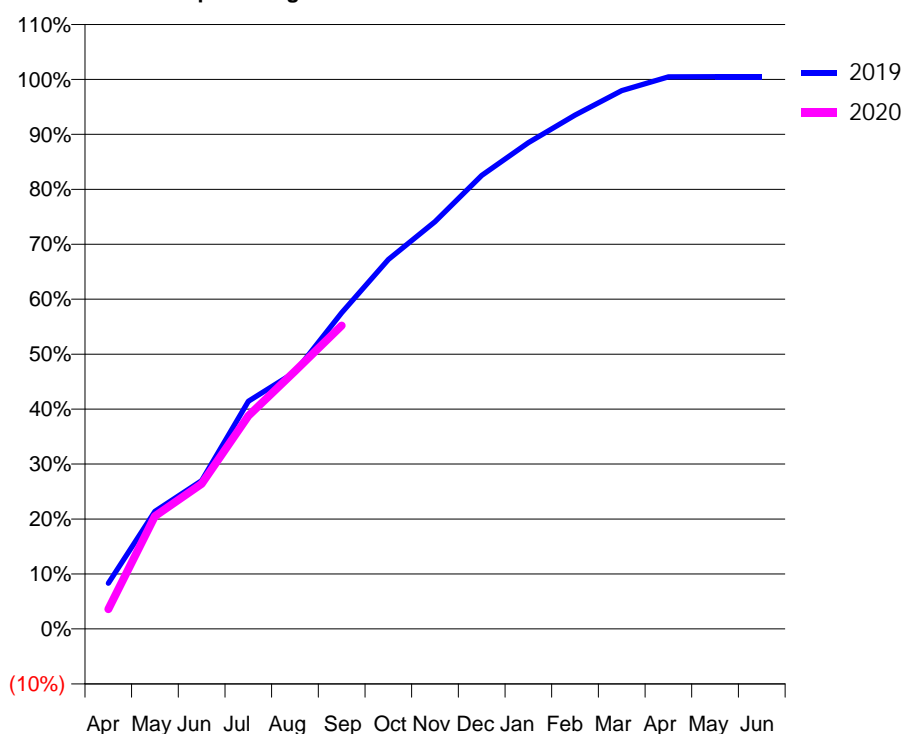
Q48 - Vital Signs Orthodontic At a Glance Contract Report for 634816/0001 - September 2019

| | | | |
|----------------------|-------------------------|---------------------------------------------|-------------|
| Name or company name | MR TH MARTIN | 19/20 Contracted general activity (UDA) | 0 |
| Contract type name | PDS Contract | Carry forward general activity (UDA) | 0 |
| Purpose of contract | General and Orthodontic | 19/20 Contracted orthodontic activity (UOA) | 9,644 |
| Contract start date | 01/04/2006 | Carry forward orthodontic activity (UOA) | 0 |
| Contract end date | 30/06/2020 | Baseline contract value | £671,505.76 |

| ACCESS | Contract | England and Wales |
|----------------------------------------------|----------|-------------------|
| 24 month ratio of assessments to patient IDs | 1.06 | 1.07 |

| ACTIVITY | Contract |
|-------------------------------------------------------------------------------------------|----------|
| Contract assess and fit appliances (case starts) as a percentage of Area Team case starts | 20.2 % |

Cumulative percentage of contracted UOA delivered 2019 & 2020



| Month | Adjusted Scheduled Activity (UOA) | | |
|-----------|-----------------------------------|-------|-------|
| | 2018 | 2019 | 2020 |
| April | 294 | 802 | 347 |
| May | 1,960 | 2,062 | 1,979 |
| June | 2,746 | 2,601 | 2,547 |
| July | 3,187 | 3,995 | 3,739 |
| August | 3,791 | 4,507 | 4,523 |
| September | 4,654 | 5,548 | 5,322 |
| October | 5,569 | 6,484 | |
| November | 6,424 | 7,147 | |
| December | 7,375 | 7,958 | |
| January | 7,985 | 8,534 | |
| February | 9,105 | 9,017 | |
| March | 9,596 | 9,447 | |
| April | 9,683 | 9,688 | |
| May | 9,659 | 9,690 | |
| June | 9,680 | 9,691 | |

QUANTITY METRICS (rolling 12 month period)

| | Contract Quantity | Contract Base Number | Contract * | Area Team | Region | England |
|----------------------------------------------------------------------------------|-------------------|----------------------|------------|-----------|--------|---------|
| % of all assessments that were assess and fit appliances (case starts) | 440 | 704 | 62.5% | 71.7% | 61.5% | 57.9% |
| % of all assessments that were assess and refuse | 88 | 704 | 12.5% | 13.2% | 11.3% | 12.4% |
| % of all assessments that were assess and review | 176 | 704 | 25.0% | 15.1% | 27.3% | 29.7% |
| % of case starts with a reported IOTN of 3 and Aesthetic Component of 5 or below | 0 | 440 | N/A | 0.1% | 0.1% | 0.1% |
| % of case starts with a reported IOTN of 3 and Aesthetic Component of 6 or above | 36 | 440 | 8.2% | 4.7% | 3.5% | 4.0% |
| % of case starts with a reported IOTN of 4 | 316 | 440 | 71.8% | 75.8% | 79.4% | 78.0% |
| % of case starts with a reported IOTN of 5 | 85 | 440 | 19.3% | 18.9% | 16.4% | 16.6% |
| % of concluded courses in receipt of dual-arch fixed appliances | 263 | 316 | 83.2% | 83.9% | 76.1% | 74.0% |
| % of concluded courses where treatment was abandoned or discontinued | 25 | 316 | 7.9% | 6.4% | 8.6% | 8.5% |
| % of patients satisfied with the treatment they have received | 0 | 0 | N/A | 100.0% | 95.2% | 95.5% |

* Figures in italics indicate that the base number is less than 100.

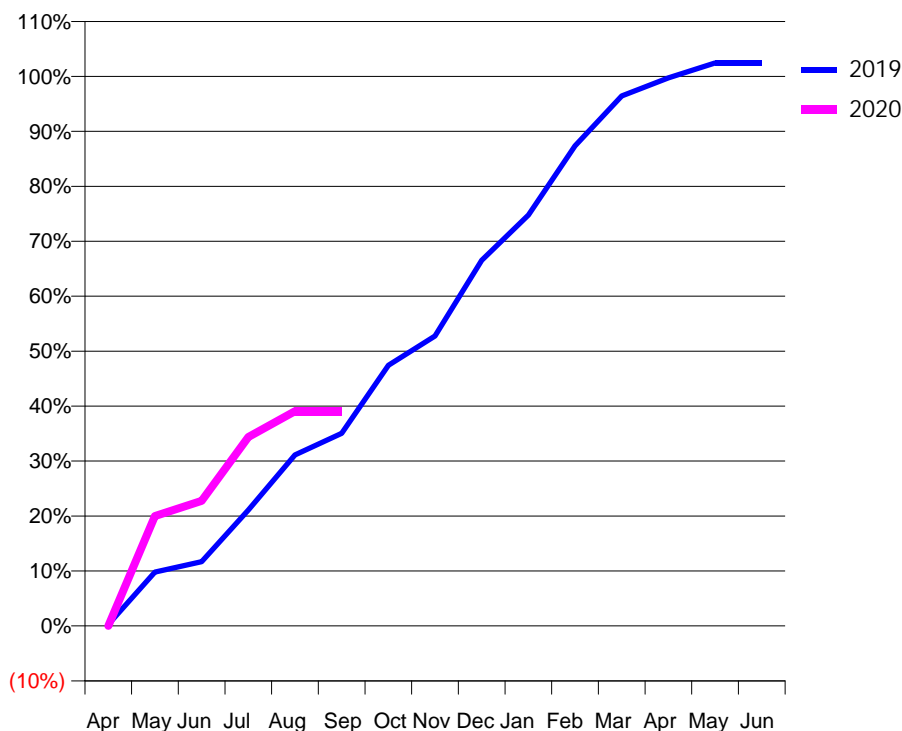
Q48 - Vital Signs Orthodontic At a Glance Contract Report for 675857/0002 - September 2019

| | | | |
|----------------------|-------------------------|---------------------------------------------|-------------|
| Name or company name | MR JW DWYER | 19/20 Contracted general activity (UDA) | 0 |
| Contract type name | PDS Contract | Carry forward general activity (UDA) | 0 |
| Purpose of contract | General and Orthodontic | 19/20 Contracted orthodontic activity (UOA) | 7,720 |
| Contract start date | 01/04/2014 | Carry forward orthodontic activity (UOA) | 0 |
| Contract end date | 31/03/2020 | Baseline contract value | £426,516.17 |

| ACCESS | Contract | England and Wales |
|----------------------------------------------|----------|-------------------|
| 24 month ratio of assessments to patient IDs | 1.00 | 1.07 |

| ACTIVITY | Contract |
|-------------------------------------------------------------------------------------------|----------|
| Contract assess and fit appliances (case starts) as a percentage of Area Team case starts | 17.8 % |

Cumulative percentage of contracted UOA delivered 2019 & 2020



| Month | Adjusted Scheduled Activity (UOA) | | |
|-----------|-----------------------------------|-------|-------|
| | 2018 | 2019 | 2020 |
| April | 382 | 22 | 0 |
| May | 1,295 | 756 | 1,545 |
| June | 1,786 | 903 | 1,756 |
| July | 2,522 | 1,629 | 2,653 |
| August | 3,211 | 2,402 | 3,016 |
| September | 3,832 | 2,707 | 3,016 |
| October | 4,582 | 3,661 | |
| November | 5,434 | 4,074 | |
| December | 6,055 | 5,136 | |
| January | 6,689 | 5,774 | |
| February | 7,321 | 6,743 | |
| March | 7,621 | 7,444 | |
| April | 7,875 | 7,699 | |
| May | 7,875 | 7,909 | |
| June | 7,875 | 7,909 | |

QUANTITY METRICS (rolling 12 month period)

| | Contract Quantity | Contract Base Number | Contract * | Area Team | Region | England |
|----------------------------------------------------------------------------------|-------------------|----------------------|------------|-----------|--------|---------|
| % of all assessments that were assess and fit appliances (case starts) | 387 | 497 | 77.9% | 71.7% | 61.5% | 57.9% |
| % of all assessments that were assess and refuse | 76 | 497 | 15.3% | 13.2% | 11.3% | 12.4% |
| % of all assessments that were assess and review | 34 | 497 | 6.8% | 15.1% | 27.3% | 29.7% |
| % of case starts with a reported IOTN of 3 and Aesthetic Component of 5 or below | 0 | 387 | N/A | 0.1% | 0.1% | 0.1% |
| % of case starts with a reported IOTN of 3 and Aesthetic Component of 6 or above | 16 | 387 | 4.1% | 4.7% | 3.5% | 4.0% |
| % of case starts with a reported IOTN of 4 | 306 | 387 | 79.1% | 75.8% | 79.4% | 78.0% |
| % of case starts with a reported IOTN of 5 | 64 | 387 | 16.5% | 18.9% | 16.4% | 16.6% |
| % of concluded courses in receipt of dual-arch fixed appliances | 278 | 303 | 91.7% | 83.9% | 76.1% | 74.0% |
| % of concluded courses where treatment was abandoned or discontinued | 20 | 303 | 6.6% | 6.4% | 8.6% | 8.5% |
| % of patients satisfied with the treatment they have received | 0 | 0 | N/A | 100.0% | 95.2% | 95.5% |

* Figures in italics indicate that the base number is less than 100.

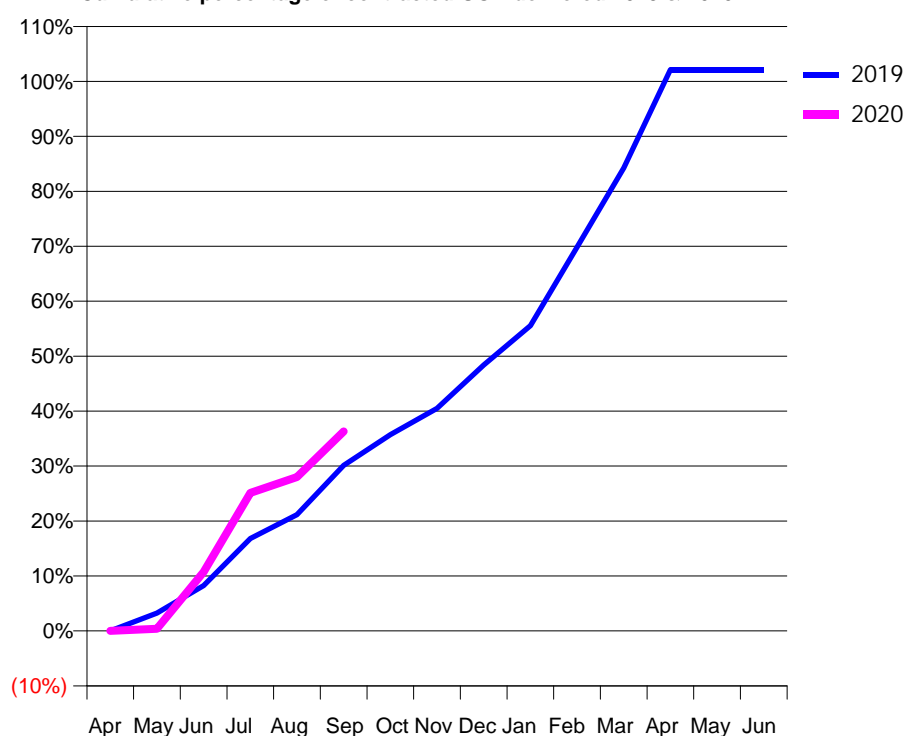
Q48 - Vital Signs Orthodontic At a Glance Contract Report for 829188/0002 - September 2019

| | | | |
|----------------------|-------------------------|---------------------------------------------|-------------|
| Name or company name | MR WW LEE | 19/20 Contracted general activity (UDA) | 0 |
| Contract type name | PDS Contract | Carry forward general activity (UDA) | 0 |
| Purpose of contract | General and Orthodontic | 19/20 Contracted orthodontic activity (UOA) | 5,911 |
| Contract start date | 01/04/2006 | Carry forward orthodontic activity (UOA) | 0 |
| Contract end date | 31/03/2020 | Baseline contract value | £324,600.99 |

| ACCESS | Contract | England and Wales |
|----------------------------------------------|----------|-------------------|
| 24 month ratio of assessments to patient IDs | 1.00 | 1.07 |

| ACTIVITY | Contract |
|-------------------------------------------------------------------------------------------|----------|
| Contract assess and fit appliances (case starts) as a percentage of Area Team case starts | 14.0 % |

Cumulative percentage of contracted UOA delivered 2019 & 2020



| Month | Adjusted Scheduled Activity (UOA) | | |
|-----------|-----------------------------------|-------|-------|
| | 2018 | 2019 | 2020 |
| April | 0 | 0 | 0 |
| May | 190 | 193 | 23 |
| June | 507 | 489 | 635 |
| July | 1,142 | 995 | 1,486 |
| August | 1,418 | 1,250 | 1,656 |
| September | 1,653 | 1,781 | 2,147 |
| October | 1,843 | 2,111 | |
| November | 2,228 | 2,394 | |
| December | 2,575 | 2,861 | |
| January | 3,578 | 3,284 | |
| February | 4,434 | 4,128 | |
| March | 5,079 | 4,980 | |
| April | 6,038 | 6,039 | |
| May | 6,038 | 6,039 | |
| June | 6,038 | 6,039 | |

QUANTITY METRICS (rolling 12 month period)

| | Contract Quantity | Contract Base Number | Contract * | Area Team | Region | England |
|----------------------------------------------------------------------------------|-------------------|----------------------|------------|-----------|--------|---------|
| % of all assessments that were assess and fit appliances (case starts) | 304 | 372 | 81.7% | 71.7% | 61.5% | 57.9% |
| % of all assessments that were assess and refuse | 68 | 372 | 18.3% | 13.2% | 11.3% | 12.4% |
| % of all assessments that were assess and review | 0 | 372 | 0.0% | 15.1% | 27.3% | 29.7% |
| % of case starts with a reported IOTN of 3 and Aesthetic Component of 5 or below | 1 | 304 | 0.3% | 0.1% | 0.1% | 0.1% |
| % of case starts with a reported IOTN of 3 and Aesthetic Component of 6 or above | 8 | 304 | 2.6% | 4.7% | 3.5% | 4.0% |
| % of case starts with a reported IOTN of 4 | 237 | 304 | 78.0% | 75.8% | 79.4% | 78.0% |
| % of case starts with a reported IOTN of 5 | 52 | 304 | 17.1% | 18.9% | 16.4% | 16.6 % |
| % of concluded courses in receipt of dual-arch fixed appliances | 297 | 327 | 90.8% | 83.9% | 76.1% | 74.0% |
| % of concluded courses where treatment was abandoned or discontinued | 23 | 327 | 7.0% | 6.4% | 8.6% | 8.5% |
| % of patients satisfied with the treatment they have received | 2 | 2 | 100.0% | 100.0% | 95.2% | 95.5% |

* Figures in italics indicate that the base number is less than 100.

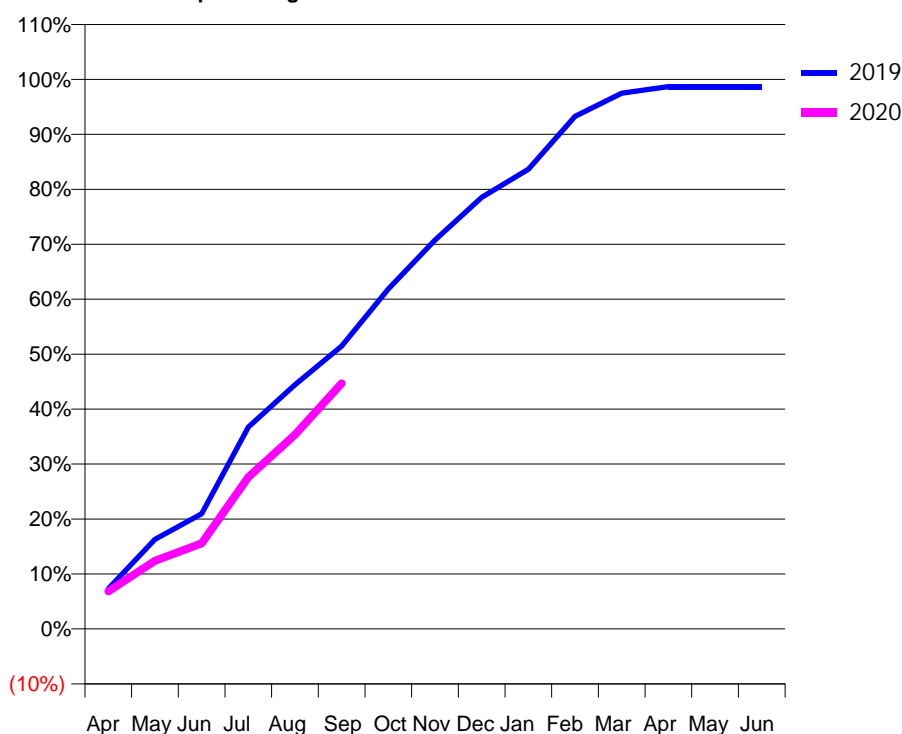
Q48 - Vital Signs Orthodontic At a Glance Contract Report for 910147/0001 - September 2019

| | | | |
|----------------------|-------------------------|---------------------------------------------|-------------|
| Name or company name | MR RC WOODIER | 19/20 Contracted general activity (UDA) | 0 |
| Contract type name | PDS Contract | Carry forward general activity (UDA) | 0 |
| Purpose of contract | General and Orthodontic | 19/20 Contracted orthodontic activity (UOA) | 5,555 |
| Contract start date | 01/04/2006 | Carry forward orthodontic activity (UOA) | 73 |
| Contract end date | 30/06/2020 | Baseline contract value | £390,381.06 |

| ACCESS | Contract | England and Wales |
|----------------------------------------------|----------|-------------------|
| 24 month ratio of assessments to patient IDs | 1.04 | 1.07 |

| ACTIVITY | Contract |
|-------------------------------------------------------------------------------------------|----------|
| Contract assess and fit appliances (case starts) as a percentage of Area Team case starts | 11.1 % |

Cumulative percentage of contracted UOA delivered 2019 & 2020



| Month | Adjusted Scheduled Activity (UOA) | | |
|-----------|-----------------------------------|-------|-------|
| | 2018 | 2019 | 2020 |
| April | 611 | 406 | 380 |
| May | 1,256 | 905 | 688 |
| June | 1,750 | 1,164 | 865 |
| July | 2,265 | 2,042 | 1,535 |
| August | 2,738 | 2,467 | 1,964 |
| September | 3,188 | 2,860 | 2,483 |
| October | 3,745 | 3,437 | |
| November | 4,045 | 3,930 | |
| December | 4,581 | 4,362 | |
| January | 4,946 | 4,647 | |
| February | 5,356 | 5,181 | |
| March | 5,599 | 5,416 | |
| April | 5,665 | 5,482 | |
| May | 5,665 | 5,482 | |
| June | 5,665 | 5,482 | |

QUANTITY METRICS (rolling 12 month period)

| | Contract Quantity | Contract Base Number | Contract * | Area Team | Region | England |
|----------------------------------------------------------------------------------|-------------------|----------------------|------------|-----------|--------|---------|
| % of all assessments that were assess and fit appliances (case starts) | 241 | 380 | 63.4% | 71.7% | 61.5% | 57.9% |
| % of all assessments that were assess and refuse | 69 | 380 | 18.2% | 13.2% | 11.3% | 12.4% |
| % of all assessments that were assess and review | 70 | 380 | 18.4% | 15.1% | 27.3% | 29.7% |
| % of case starts with a reported IOTN of 3 and Aesthetic Component of 5 or below | 1 | 241 | 0.4% | 0.1% | 0.1% | 0.1% |
| % of case starts with a reported IOTN of 3 and Aesthetic Component of 6 or above | 25 | 241 | 10.4% | 4.7% | 3.5% | 4.0% |
| % of case starts with a reported IOTN of 4 | 170 | 241 | 70.5% | 75.8% | 79.4% | 78.0% |
| % of case starts with a reported IOTN of 5 | 45 | 241 | 18.7% | 18.9% | 16.4% | 16.6% |
| % of concluded courses in receipt of dual-arch fixed appliances | 227 | 260 | 87.3% | 83.9% | 76.1% | 74.0% |
| % of concluded courses where treatment was abandoned or discontinued | 4 | 260 | 1.5% | 6.4% | 8.6% | 8.5% |
| % of patients satisfied with the treatment they have received | 5 | 5 | 100.0% | 100.0% | 95.2% | 95.5% |

* Figures in italics indicate that the base number is less than 100.

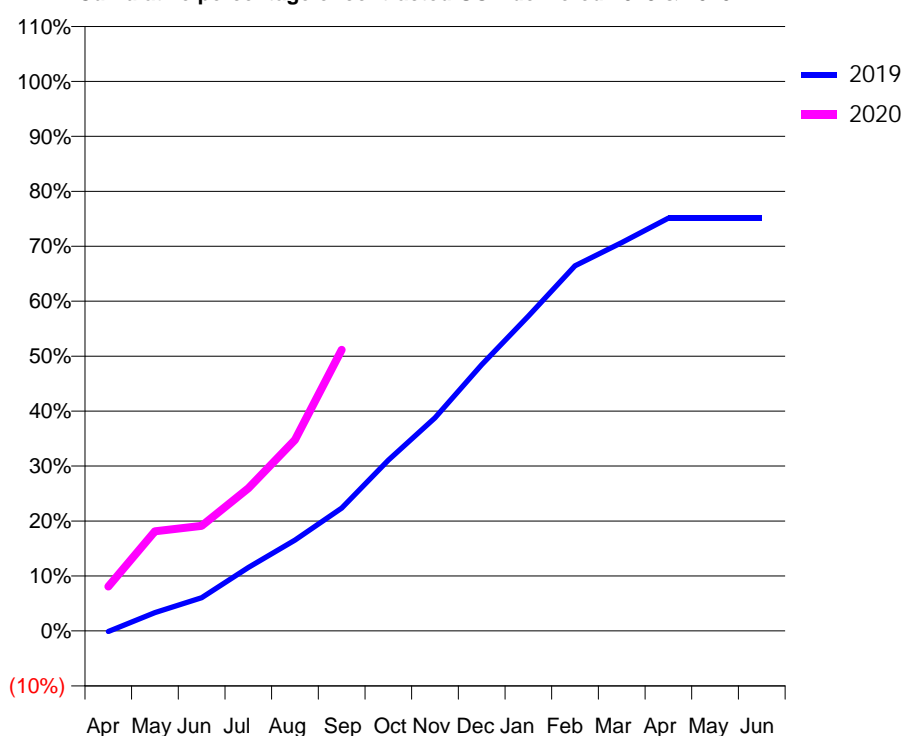
Q49 - Vital Signs Orthodontic At a Glance Contract Report for 122955/0001 - September 2019

| | | | |
|----------------------|--------------------------------|---------------------------------------------|-------------|
| Name or company name | Derwent House Orthodontics LTD | 19/20 Contracted general activity (UDA) | 0 |
| Contract type name | PDS Contract | Carry forward general activity (UDA) | 0 |
| Purpose of contract | Orthodontic | 19/20 Contracted orthodontic activity (UOA) | 6,490 |
| Contract start date | 01/04/2011 | Carry forward orthodontic activity (UOA) | 0 |
| Contract end date | 31/03/2020 | Baseline contract value | £428,142.25 |

| ACCESS | Contract | England and Wales |
|----------------------------------------------|----------|-------------------|
| 24 month ratio of assessments to patient IDs | 1.01 | 1.07 |

| ACTIVITY | Contract |
|-------------------------------------------------------------------------------------------|----------|
| Contract assess and fit appliances (case starts) as a percentage of Area Team case starts | 6.0 % |

Cumulative percentage of contracted UOA delivered 2019 & 2020



| Month | Adjusted Scheduled Activity (UOA) | | |
|-----------|-----------------------------------|-------|-------|
| | 2018 | 2019 | 2020 |
| April | 65 | -9 | 525 |
| May | 261 | 285 | 1,177 |
| June | 662 | 518 | 1,241 |
| July | 1,149 | 986 | 1,686 |
| August | 1,660 | 1,412 | 2,256 |
| September | 2,424 | 1,911 | 3,321 |
| October | 3,250 | 2,656 | |
| November | 3,736 | 3,312 | |
| December | 4,369 | 4,137 | |
| January | 4,858 | 4,895 | |
| February | 5,597 | 5,676 | |
| March | 6,017 | 6,035 | |
| April | 6,355 | 6,415 | |
| May | 6,355 | 6,415 | |
| June | 6,355 | 6,415 | |

QUANTITY METRICS (rolling 12 month period)

| | Contract Quantity | Contract Base Number | Contract * | Area Team | Region | England |
|----------------------------------------------------------------------------------|-------------------|----------------------|------------|-----------|--------|---------|
| % of all assessments that were assess and fit appliances (case starts) | 358 | 939 | 38.1% | 44.2% | 61.5% | 57.9% |
| % of all assessments that were assess and refuse | 1 | 939 | 0.1% | 11.6% | 11.3% | 12.4% |
| % of all assessments that were assess and review | 580 | 939 | 61.8% | 44.2% | 27.3% | 29.7% |
| % of case starts with a reported IOTN of 3 and Aesthetic Component of 5 or below | 0 | 358 | N/A | 0.0% | 0.1% | 0.1% |
| % of case starts with a reported IOTN of 3 and Aesthetic Component of 6 or above | 1 | 358 | 0.3% | 2.8% | 3.5% | 4.0% |
| % of case starts with a reported IOTN of 4 | 335 | 358 | 93.6% | 82.6% | 79.4% | 78.0% |
| % of case starts with a reported IOTN of 5 | 16 | 358 | 4.5% | 13.5% | 16.4% | 16.6% |
| % of concluded courses in receipt of dual-arch fixed appliances | 204 | 235 | 86.8% | 76.1% | 76.1% | 74.0% |
| % of concluded courses where treatment was abandoned or discontinued | 16 | 235 | 6.8% | 8.5% | 8.6% | 8.5% |
| % of patients satisfied with the treatment they have received | 0 | 0 | N/A | 100.0% | 95.2% | 95.5% |

* Figures in italics indicate that the base number is less than 100.

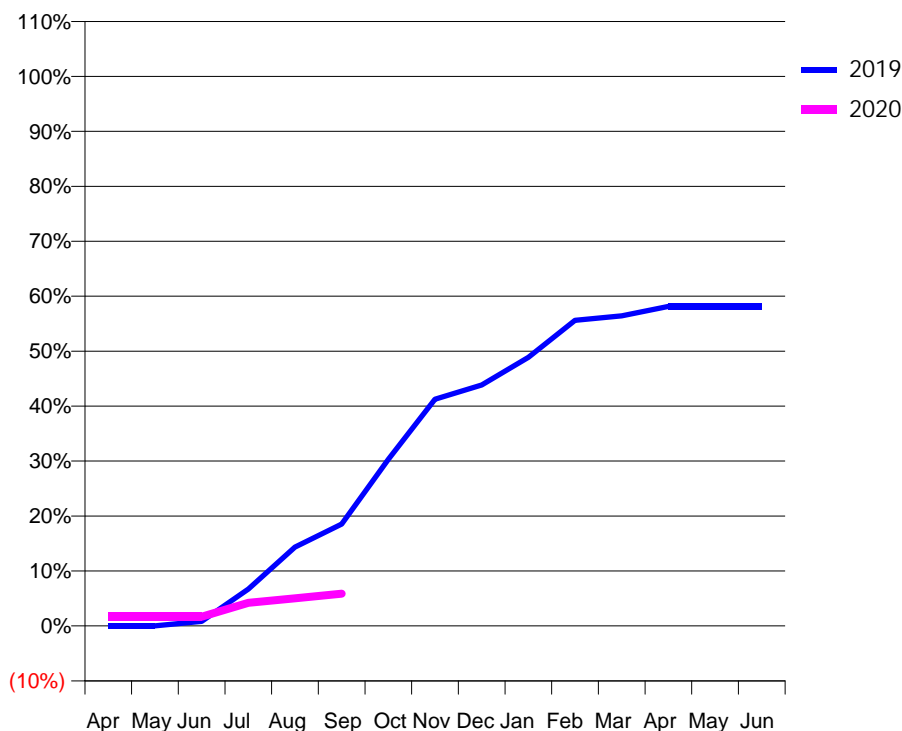
Q49 - Vital Signs Orthodontic At a Glance Contract Report for 122955/0002 - September 2019

| | | | |
|----------------------|--------------------------------|---------------------------------------------|-------------|
| Name or company name | Derwent House Orthodontics LTD | 19/20 Contracted general activity (UDA) | 0 |
| Contract type name | PDS Contract | Carry forward general activity (UDA) | 0 |
| Purpose of contract | Orthodontic | 19/20 Contracted orthodontic activity (UOA) | 2,500 |
| Contract start date | 01/04/2011 | Carry forward orthodontic activity (UOA) | 0 |
| Contract end date | 31/03/2020 | Baseline contract value | £154,111.55 |

| ACCESS | Contract | England and Wales |
|----------------------------------------------|----------|-------------------|
| 24 month ratio of assessments to patient IDs | 1.06 | 1.07 |

| ACTIVITY | Contract |
|-------------------------------------------------------------------------------------------|----------|
| Contract assess and fit appliances (case starts) as a percentage of Area Team case starts | 1.0 % |

Cumulative percentage of contracted UOA delivered 2019 & 2020



| Month | Adjusted Scheduled Activity (UOA) | | |
|-----------|-----------------------------------|-------|------|
| | 2018 | 2019 | 2020 |
| April | -22 | 0 | 42 |
| May | -1 | 0 | 42 |
| June | 125 | 21 | 42 |
| July | 209 | 168 | 105 |
| August | 293 | 359 | 126 |
| September | 671 | 464 | 147 |
| October | 1,219 | 758 | |
| November | 1,515 | 1,031 | |
| December | 1,750 | 1,096 | |
| January | 1,920 | 1,222 | |
| February | 2,195 | 1,390 | |
| March | 2,239 | 1,411 | |
| April | 2,306 | 1,453 | |
| May | 2,306 | 1,453 | |
| June | 2,306 | 1,453 | |

QUANTITY METRICS (rolling 12 month period)

| | Contract Quantity | Contract Base Number | Contract * | Area Team | Region | England |
|----------------------------------------------------------------------------------|-------------------|----------------------|------------|-----------|--------|---------|
| % of all assessments that were assess and fit appliances (case starts) | 63 | 63 | 100.0% | 44.2% | 61.5% | 57.9% |
| % of all assessments that were assess and refuse | 0 | 63 | 0.0% | 11.6% | 11.3% | 12.4% |
| % of all assessments that were assess and review | 0 | 63 | 0.0% | 44.2% | 27.3% | 29.7% |
| % of case starts with a reported IOTN of 3 and Aesthetic Component of 5 or below | 0 | 63 | N/A | 0.0% | 0.1% | 0.1% |
| % of case starts with a reported IOTN of 3 and Aesthetic Component of 6 or above | 1 | 63 | 1.6% | 2.8% | 3.5% | 4.0% |
| % of case starts with a reported IOTN of 4 | 61 | 63 | 96.8% | 82.6% | 79.4% | 78.0% |
| % of case starts with a reported IOTN of 5 | 0 | 63 | N/A | 13.5% | 16.4% | 16.6% |
| % of concluded courses in receipt of dual-arch fixed appliances | 78 | 84 | 92.9% | 76.1% | 76.1% | 74.0% |
| % of concluded courses where treatment was abandoned or discontinued | 3 | 84 | 3.6% | 8.5% | 8.6% | 8.5% |
| % of patients satisfied with the treatment they have received | 0 | 0 | N/A | 100.0% | 95.2% | 95.5% |

* Figures in italics indicate that the base number is less than 100.

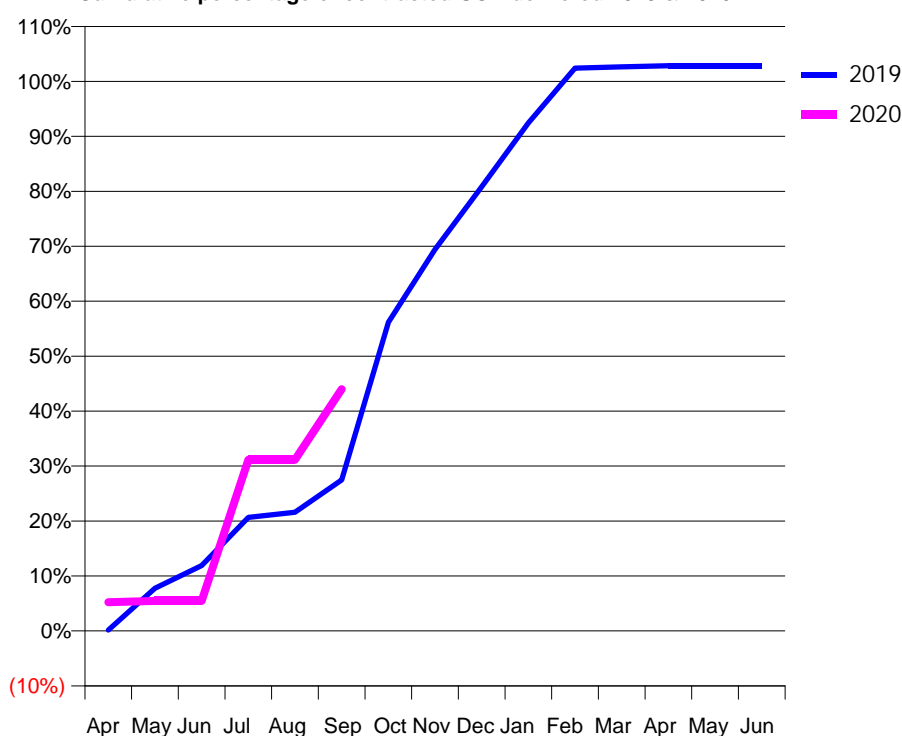
Q49 - Vital Signs Orthodontic At a Glance Contract Report for 126624/0001 - September 2019

| | | | |
|----------------------|----------------------------------------------|---------------------------------------------|---------------|
| Name or company name | The Killingworth Dental Practice Partnership | 19/20 Contracted general activity (UDA) | 58,286 |
| Contract type name | GDS Contract | Carry forward general activity (UDA) | 0 |
| Purpose of contract | General and Orthodontic | 19/20 Contracted orthodontic activity (UOA) | 2,619 |
| Contract start date | 01/05/2013 | Carry forward orthodontic activity (UOA) | -11 |
| Contract end date | | Baseline contract value | £1,913,686.38 |

| ACCESS | Contract | England and Wales |
|----------------------------------------------|----------|-------------------|
| 24 month ratio of assessments to patient IDs | 1.05 | 1.07 |

| ACTIVITY | Contract |
|-------------------------------------------------------------------------------------------|----------|
| Contract assess and fit appliances (case starts) as a percentage of Area Team case starts | 2.4 % |

Cumulative percentage of contracted UOA delivered 2019 & 2020



| Month | Adjusted Scheduled Activity (UOA) | | |
|-----------|-----------------------------------|-------|-------|
| | 2018 | 2019 | 2020 |
| April | 47 | 4 | 137 |
| May | 242 | 203 | 143 |
| June | 331 | 312 | 143 |
| July | 397 | 541 | 816 |
| August | 466 | 566 | 816 |
| September | 939 | 720 | 1,152 |
| October | 1,245 | 1,471 | |
| November | 1,464 | 1,818 | |
| December | 1,579 | 2,117 | |
| January | 1,816 | 2,421 | |
| February | 2,055 | 2,682 | |
| March | 2,336 | 2,688 | |
| April | 2,554 | 2,693 | |
| May | 2,555 | 2,693 | |
| June | 2,556 | 2,693 | |

QUANTITY METRICS (rolling 12 month period)

| | Contract Quantity | Contract Base Number | Contract * | Area Team | Region | England |
|----------------------------------------------------------------------------------|-------------------|----------------------|------------|-----------|--------|---------|
| % of all assessments that were assess and fit appliances (case starts) | 147 | 219 | 67.1% | 44.2% | 61.5% | 57.9% |
| % of all assessments that were assess and refuse | 33 | 219 | 15.1% | 11.6% | 11.3% | 12.4% |
| % of all assessments that were assess and review | 39 | 219 | 17.8% | 44.2% | 27.3% | 29.7% |
| % of case starts with a reported IOTN of 3 and Aesthetic Component of 5 or below | 0 | 147 | N/A | 0.0% | 0.1% | 0.1% |
| % of case starts with a reported IOTN of 3 and Aesthetic Component of 6 or above | 3 | 147 | 2.0% | 2.8% | 3.5% | 4.0% |
| % of case starts with a reported IOTN of 4 | 122 | 147 | 83.0% | 82.6% | 79.4% | 78.0% |
| % of case starts with a reported IOTN of 5 | 22 | 147 | 15.0% | 13.5% | 16.4% | 16.6 % |
| % of concluded courses in receipt of dual-arch fixed appliances | 49 | 51 | 96.1% | 76.1% | 76.1% | 74.0% |
| % of concluded courses where treatment was abandoned or discontinued | 2 | 51 | 3.9% | 8.5% | 8.6% | 8.5% |
| % of patients satisfied with the treatment they have received | 6 | 6 | 100.0% | 100.0% | 95.2% | 95.5% |

* Figures in italics indicate that the base number is less than 100.

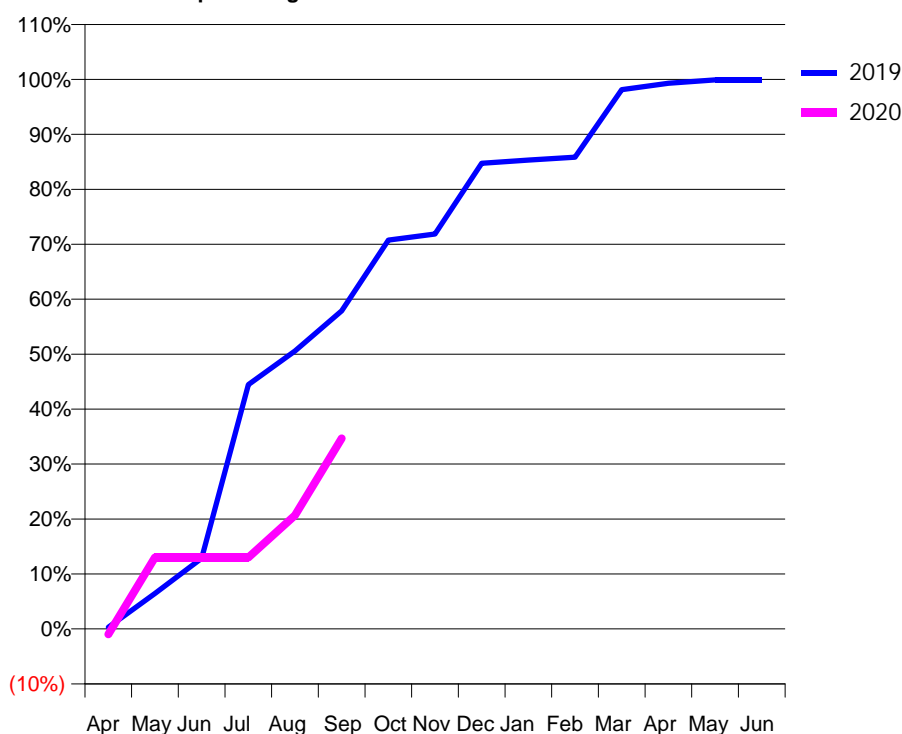
Q49 - Vital Signs Orthodontic At a Glance Contract Report for 141593/0001 - September 2019

| | | | |
|----------------------|----------------------------|---------------------------------------------|-------------|
| Name or company name | J R P Jones and Associates | 19/20 Contracted general activity (UDA) | 26,411 |
| Contract type name | GDS Contract | Carry forward general activity (UDA) | 545 |
| Purpose of contract | General and Orthodontic | 19/20 Contracted orthodontic activity (UOA) | 300 |
| Contract start date | 01/03/2012 | Carry forward orthodontic activity (UOA) | 3 |
| Contract end date | | Baseline contract value | £722,449.45 |

| ACCESS | Contract | England and Wales |
|----------------------------------------------|----------|-------------------|
| 24 month ratio of assessments to patient IDs | 1.00 | 1.07 |

| ACTIVITY | Contract |
|-------------------------------------------------------------------------------------------|----------|
| Contract assess and fit appliances (case starts) as a percentage of Area Team case starts | 0.2 % |

Cumulative percentage of contracted UOA delivered 2019 & 2020



| Month | Adjusted Scheduled Activity (UOA) | | |
|-----------|-----------------------------------|------|------|
| | 2018 | 2019 | 2020 |
| April | 0 | 1 | -3 |
| May | 2 | 22 | 39 |
| June | 2 | 44 | 39 |
| July | 3 | 152 | 39 |
| August | 48 | 173 | 62 |
| September | 69 | 198 | 104 |
| October | 72 | 242 | |
| November | 138 | 246 | |
| December | 162 | 290 | |
| January | 204 | 292 | |
| February | 227 | 294 | |
| March | 270 | 336 | |
| April | 294 | 340 | |
| May | 297 | 342 | |
| June | 297 | 342 | |

QUANTITY METRICS (rolling 12 month period)

| | Contract Quantity | Contract Base Number | Contract * | Area Team | Region | England |
|----------------------------------------------------------------------------------|-------------------|----------------------|------------|-----------|--------|---------|
| % of all assessments that were assess and fit appliances (case starts) | 11 | 32 | 34.4% | 44.2% | 61.5% | 57.9% |
| % of all assessments that were assess and refuse | 12 | 32 | 37.5% | 11.6% | 11.3% | 12.4% |
| % of all assessments that were assess and review | 9 | 32 | 28.1% | 44.2% | 27.3% | 29.7% |
| % of case starts with a reported IOTN of 3 and Aesthetic Component of 5 or below | 0 | 11 | <i>N/A</i> | 0.0% | 0.1% | 0.1% |
| % of case starts with a reported IOTN of 3 and Aesthetic Component of 6 or above | 0 | 11 | <i>N/A</i> | 2.8% | 3.5% | 4.0% |
| % of case starts with a reported IOTN of 4 | 10 | 11 | 90.9% | 82.6% | 79.4% | 78.0% |
| % of case starts with a reported IOTN of 5 | 1 | 11 | 9.1% | 13.5% | 16.4% | 16.6% |
| % of concluded courses in receipt of dual-arch fixed appliances | 3 | 4 | 75.0% | 76.1% | 76.1% | 74.0% |
| % of concluded courses where treatment was abandoned or discontinued | 1 | 4 | 25.0% | 8.5% | 8.6% | 8.5% |
| % of patients satisfied with the treatment they have received | 0 | 0 | <i>N/A</i> | 100.0% | 95.2% | 95.5% |

* Figures in italics indicate that the base number is less than 100.

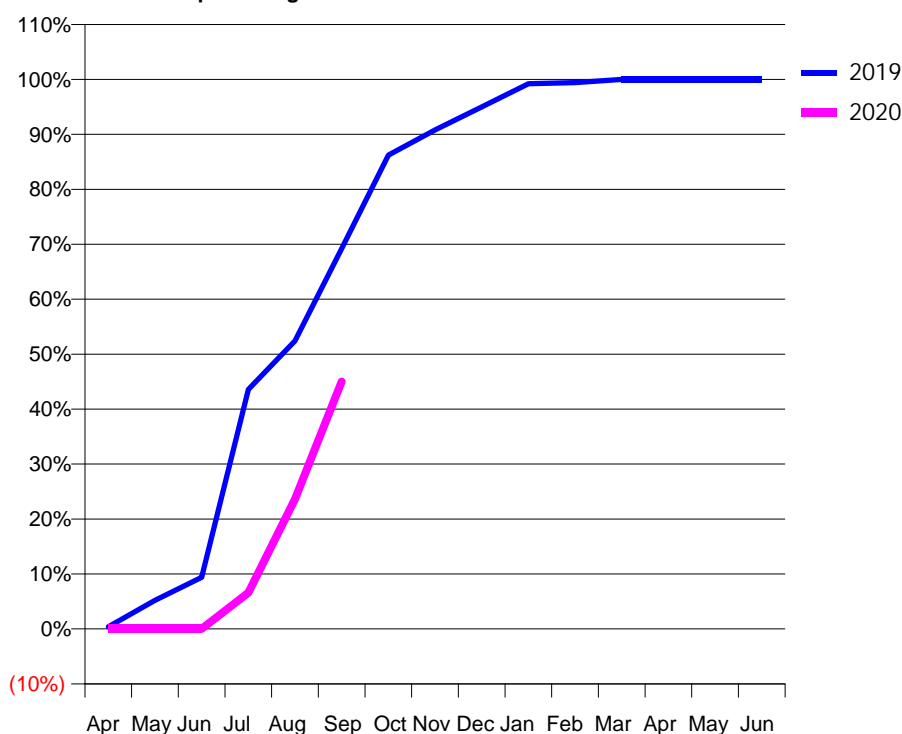
Q49 - Vital Signs Orthodontic At a Glance Contract Report for 141852/0001 - September 2019

| | | | |
|----------------------|-------------------------------------|---------------------------------------------|-------------|
| Name or company name | Perfect Smile Gateshead Partnership | 19/20 Contracted general activity (UDA) | 28,872 |
| Contract type name | GDS Contract | Carry forward general activity (UDA) | 734 |
| Purpose of contract | General and Orthodontic | 19/20 Contracted orthodontic activity (UOA) | 500 |
| Contract start date | 01/07/2014 | Carry forward orthodontic activity (UOA) | 0 |
| Contract end date | | Baseline contract value | £878,870.79 |

| ACCESS | Contract | England and Wales |
|----------------------------------------------|----------|-------------------|
| 24 month ratio of assessments to patient IDs | 1.03 | 1.07 |

| ACTIVITY | Contract |
|-------------------------------------------------------------------------------------------|----------|
| Contract assess and fit appliances (case starts) as a percentage of Area Team case starts | 0.3 % |

Cumulative percentage of contracted UOA delivered 2019 & 2020



| Month | Adjusted Scheduled Activity (UOA) | | |
|-----------|-----------------------------------|------|------|
| | 2018 | 2019 | 2020 |
| April | 0 | 2 | 0 |
| May | 321 | 26 | 0 |
| June | 363 | 47 | 0 |
| July | 384 | 218 | 33 |
| August | 407 | 262 | 118 |
| September | 407 | 346 | 225 |
| October | 407 | 431 | |
| November | 407 | 454 | |
| December | 386 | 475 | |
| January | 387 | 496 | |
| February | 408 | 497 | |
| March | 479 | 500 | |
| April | 500 | 500 | |
| May | 500 | 500 | |
| June | 500 | 500 | |

QUANTITY METRICS (rolling 12 month period)

| | Contract Quantity | Contract Base Number | Contract * | Area Team | Region | England |
|----------------------------------------------------------------------------------|-------------------|----------------------|------------|-----------|--------|---------|
| % of all assessments that were assess and fit appliances (case starts) | 17 | 40 | 42.5% | 44.2% | 61.5% | 57.9% |
| % of all assessments that were assess and refuse | 2 | 40 | 5.0% | 11.6% | 11.3% | 12.4% |
| % of all assessments that were assess and review | 21 | 40 | 52.5% | 44.2% | 27.3% | 29.7% |
| % of case starts with a reported IOTN of 3 and Aesthetic Component of 5 or below | 0 | 17 | N/A | 0.0% | 0.1% | 0.1% |
| % of case starts with a reported IOTN of 3 and Aesthetic Component of 6 or above | 0 | 17 | N/A | 2.8% | 3.5% | 4.0% |
| % of case starts with a reported IOTN of 4 | 17 | 17 | 100.0% | 82.6% | 79.4% | 78.0% |
| % of case starts with a reported IOTN of 5 | 0 | 17 | N/A | 13.5% | 16.4% | 16.6% |
| % of concluded courses in receipt of dual-arch fixed appliances | 1 | 2 | 50.0% | 76.1% | 76.1% | 74.0% |
| % of concluded courses where treatment was abandoned or discontinued | 0 | 2 | 0.0% | 8.5% | 8.6% | 8.5% |
| % of patients satisfied with the treatment they have received | 1 | 1 | 100.0% | 100.0% | 95.2% | 95.5% |

* Figures in italics indicate that the base number is less than 100.

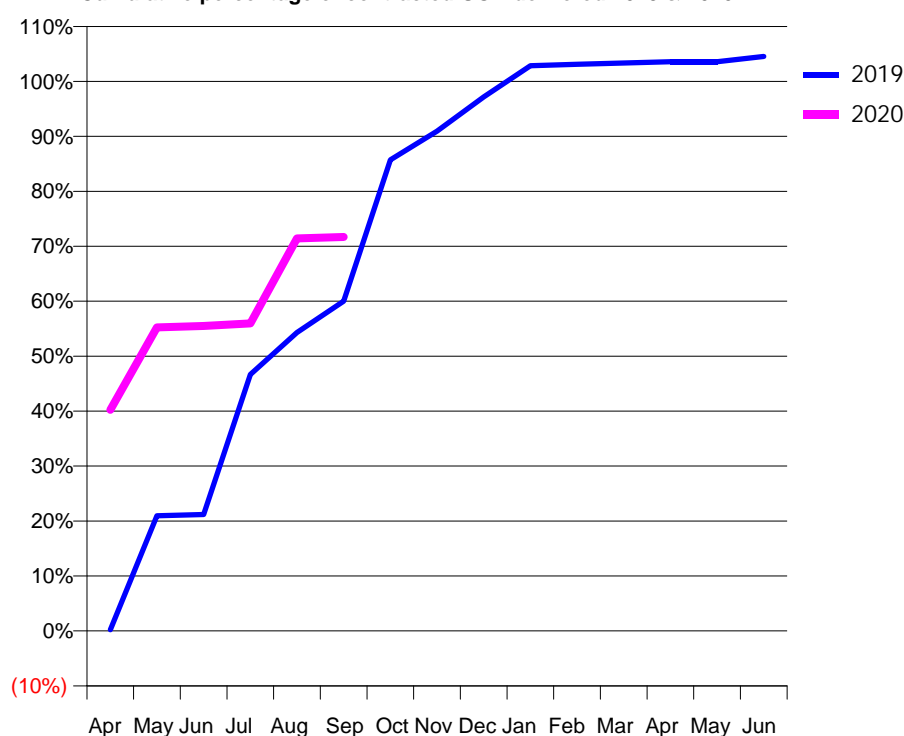
Q49 - Vital Signs Orthodontic At a Glance Contract Report for 157457/0001 - September 2019

| | | | |
|----------------------|---------------------------------|---------------------------------------------|-------------|
| Name or company name | Northumbria Dental Care Limited | 19/20 Contracted general activity (UDA) | 11,342 |
| Contract type name | GDS Contract | Carry forward general activity (UDA) | 0 |
| Purpose of contract | General and Orthodontic | 19/20 Contracted orthodontic activity (UOA) | 420 |
| Contract start date | 01/01/2012 | Carry forward orthodontic activity (UOA) | 0 |
| Contract end date | | Baseline contract value | £458,465.22 |

| ACCESS | Contract | England and Wales |
|----------------------------------------------|----------|-------------------|
| 24 month ratio of assessments to patient IDs | 1.09 | 1.07 |

| ACTIVITY | Contract |
|-------------------------------------------------------------------------------------------|----------|
| Contract assess and fit appliances (case starts) as a percentage of Area Team case starts | 0.4 % |

Cumulative percentage of contracted UOA delivered 2019 & 2020



| Month | Adjusted Scheduled Activity (UOA) | | |
|-----------|-----------------------------------|------|------|
| | 2018 | 2019 | 2020 |
| April | 4 | 1 | 169 |
| May | 8 | 88 | 232 |
| June | 9 | 89 | 233 |
| July | 14 | 196 | 235 |
| August | 23 | 228 | 300 |
| September | 25 | 252 | 301 |
| October | 68 | 360 | |
| November | 91 | 382 | |
| December | 95 | 408 | |
| January | 124 | 432 | |
| February | 189 | 433 | |
| March | 278 | 434 | |
| April | 300 | 435 | |
| May | 300 | 435 | |
| June | 300 | 439 | |

QUANTITY METRICS (rolling 12 month period)

| | Contract Quantity | Contract Base Number | Contract * | Area Team | Region | England |
|----------------------------------------------------------------------------------|-------------------|----------------------|------------|-----------|--------|---------|
| % of all assessments that were assess and fit appliances (case starts) | 22 | 52 | 42.3% | 44.2% | 61.5% | 57.9% |
| % of all assessments that were assess and refuse | 8 | 52 | 15.4% | 11.6% | 11.3% | 12.4% |
| % of all assessments that were assess and review | 22 | 52 | 42.3% | 44.2% | 27.3% | 29.7% |
| % of case starts with a reported IOTN of 3 and Aesthetic Component of 5 or below | 0 | 22 | N/A | 0.0% | 0.1% | 0.1% |
| % of case starts with a reported IOTN of 3 and Aesthetic Component of 6 or above | 0 | 22 | N/A | 2.8% | 3.5% | 4.0% |
| % of case starts with a reported IOTN of 4 | 20 | 22 | 90.9% | 82.6% | 79.4% | 78.0% |
| % of case starts with a reported IOTN of 5 | 1 | 22 | 4.5% | 13.5% | 16.4% | 16.6% |
| % of concluded courses in receipt of dual-arch fixed appliances | 0 | 2 | N/A | 76.1% | 76.1% | 74.0% |
| % of concluded courses where treatment was abandoned or discontinued | 1 | 2 | 50.0% | 8.5% | 8.6% | 8.5% |
| % of patients satisfied with the treatment they have received | 0 | 0 | N/A | 100.0% | 95.2% | 95.5% |

* Figures in italics indicate that the base number is less than 100.

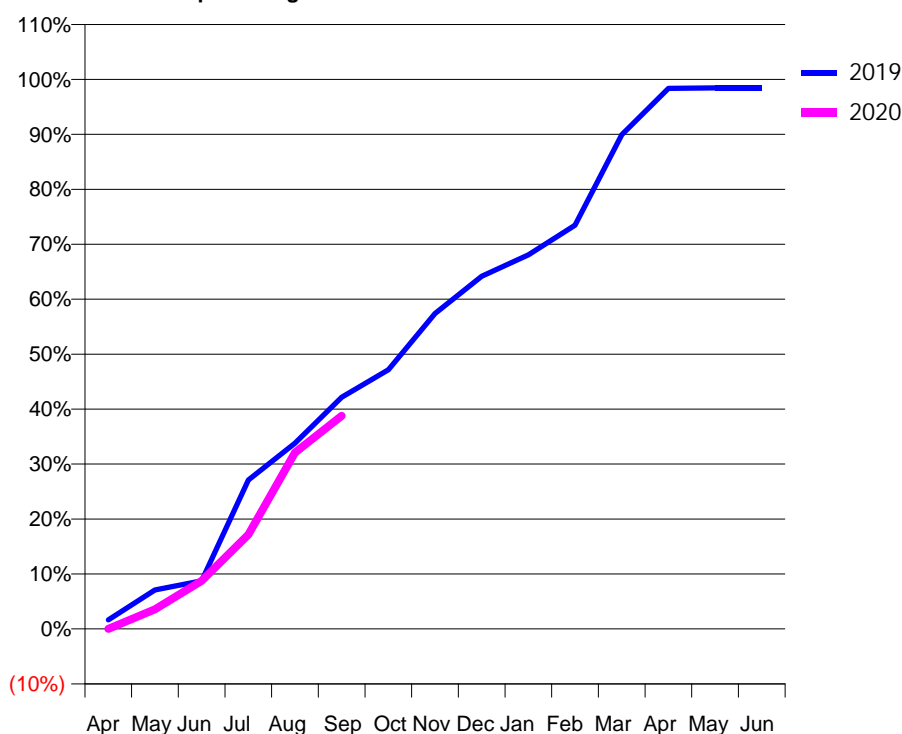
Q49 - Vital Signs Orthodontic At a Glance Contract Report for 170011/0001 - September 2019

| | | | |
|----------------------|-------------------------|---------------------------------------------|---------------|
| Name or company name | SRDP | 19/20 Contracted general activity (UDA) | 71,215 |
| Contract type name | GDS Contract | Carry forward general activity (UDA) | 0 |
| Purpose of contract | General and Orthodontic | 19/20 Contracted orthodontic activity (UOA) | 1,281 |
| Contract start date | 01/10/2007 | Carry forward orthodontic activity (UOA) | 0 |
| Contract end date | | Baseline contract value | £2,162,934.32 |

| ACCESS | Contract | England and Wales |
|----------------------------------------------|----------|-------------------|
| 24 month ratio of assessments to patient IDs | 1.04 | 1.07 |

| ACTIVITY | Contract |
|-------------------------------------------------------------------------------------------|----------|
| Contract assess and fit appliances (case starts) as a percentage of Area Team case starts | 0.9 % |

Cumulative percentage of contracted UOA delivered 2019 & 2020



| Month | Adjusted Scheduled Activity (UOA) | | |
|-----------|-----------------------------------|-------|------|
| | 2018 | 2019 | 2020 |
| April | 1 | 21 | 0 |
| May | 25 | 91 | 46 |
| June | 91 | 112 | 112 |
| July | 281 | 347 | 220 |
| August | 346 | 433 | 411 |
| September | 454 | 540 | 497 |
| October | 479 | 604 | |
| November | 589 | 735 | |
| December | 720 | 822 | |
| January | 784 | 872 | |
| February | 870 | 941 | |
| March | 1,041 | 1,152 | |
| April | 1,219 | 1,260 | |
| May | 1,219 | 1,261 | |
| June | 1,240 | 1,261 | |

QUANTITY METRICS (rolling 12 month period)

| | Contract Quantity | Contract Base Number | Contract * | Area Team | Region | England |
|----------------------------------------------------------------------------------|-------------------|----------------------|------------|-----------|--------|---------|
| % of all assessments that were assess and fit appliances (case starts) | 57 | 110 | 51.8% | 44.2% | 61.5% | 57.9% |
| % of all assessments that were assess and refuse | 18 | 110 | 16.4% | 11.6% | 11.3% | 12.4% |
| % of all assessments that were assess and review | 35 | 110 | 31.8% | 44.2% | 27.3% | 29.7% |
| % of case starts with a reported IOTN of 3 and Aesthetic Component of 5 or below | 0 | 57 | <i>N/A</i> | 0.0% | 0.1% | 0.1% |
| % of case starts with a reported IOTN of 3 and Aesthetic Component of 6 or above | 4 | 57 | 7.0% | 2.8% | 3.5% | 4.0% |
| % of case starts with a reported IOTN of 4 | 42 | 57 | 73.7% | 82.6% | 79.4% | 78.0% |
| % of case starts with a reported IOTN of 5 | 11 | 57 | 19.3% | 13.5% | 16.4% | 16.6% |
| % of concluded courses in receipt of dual-arch fixed appliances | 51 | 52 | 98.1% | 76.1% | 76.1% | 74.0% |
| % of concluded courses where treatment was abandoned or discontinued | 0 | 52 | 0.0% | 8.5% | 8.6% | 8.5% |
| % of patients satisfied with the treatment they have received | 0 | 0 | <i>N/A</i> | 100.0% | 95.2% | 95.5% |

* Figures in italics indicate that the base number is less than 100.

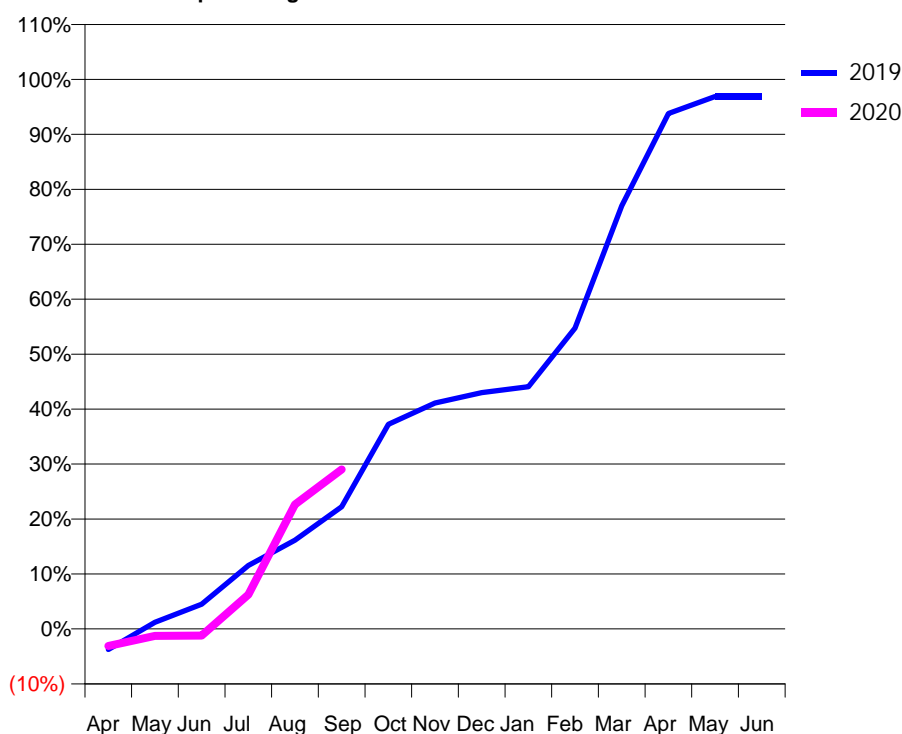
Q49 - Vital Signs Orthodontic At a Glance Contract Report for 170011/0003 - September 2019

| | | | |
|----------------------|--------------|---------------------------------------------|-------------|
| Name or company name | SRDP | 19/20 Contracted general activity (UDA) | 0 |
| Contract type name | PDS Contract | Carry forward general activity (UDA) | 0 |
| Purpose of contract | Orthodontic | 19/20 Contracted orthodontic activity (UOA) | 12,550 |
| Contract start date | 01/04/2012 | Carry forward orthodontic activity (UOA) | 395 |
| Contract end date | 30/06/2020 | Baseline contract value | £724,302.02 |

| ACCESS | Contract | England and Wales |
|----------------------------------------------|----------|-------------------|
| 24 month ratio of assessments to patient IDs | 1.06 | 1.07 |

| ACTIVITY | Contract |
|-------------------------------------------------------------------------------------------|----------|
| Contract assess and fit appliances (case starts) as a percentage of Area Team case starts | 10.5 % |

Cumulative percentage of contracted UOA delivered 2019 & 2020



| Month | Adjusted Scheduled Activity (UOA) | | |
|-----------|-----------------------------------|--------|-------|
| | 2018 | 2019 | 2020 |
| April | -166 | -474 | -390 |
| May | -143 | 153 | -164 |
| June | 856 | 566 | -154 |
| July | 1,360 | 1,452 | 783 |
| August | 2,258 | 2,027 | 2,842 |
| September | 3,802 | 2,791 | 3,640 |
| October | 4,697 | 4,673 | |
| November | 5,345 | 5,158 | |
| December | 6,450 | 5,396 | |
| January | 6,964 | 5,531 | |
| February | 7,843 | 6,870 | |
| March | 9,621 | 9,663 | |
| April | 11,823 | 11,770 | |
| May | 11,823 | 12,155 | |
| June | 12,075 | 12,155 | |

QUANTITY METRICS (rolling 12 month period)

| | Contract Quantity | Contract Base Number | Contract * | Area Team | Region | England |
|----------------------------------------------------------------------------------|-------------------|----------------------|------------|-----------|--------|---------|
| % of all assessments that were assess and fit appliances (case starts) | 631 | 888 | 71.1% | 44.2% | 61.5% | 57.9% |
| % of all assessments that were assess and refuse | 18 | 888 | 2.0% | 11.6% | 11.3% | 12.4% |
| % of all assessments that were assess and review | 239 | 888 | 26.9% | 44.2% | 27.3% | 29.7% |
| % of case starts with a reported IOTN of 3 and Aesthetic Component of 5 or below | 0 | 631 | N/A | 0.0% | 0.1% | 0.1% |
| % of case starts with a reported IOTN of 3 and Aesthetic Component of 6 or above | 2 | 631 | 0.3% | 2.8% | 3.5% | 4.0% |
| % of case starts with a reported IOTN of 4 | 542 | 631 | 85.9% | 82.6% | 79.4% | 78.0% |
| % of case starts with a reported IOTN of 5 | 84 | 631 | 13.3% | 13.5% | 16.4% | 16.6 % |
| % of concluded courses in receipt of dual-arch fixed appliances | 510 | 548 | 93.1% | 76.1% | 76.1% | 74.0% |
| % of concluded courses where treatment was abandoned or discontinued | 31 | 548 | 5.7% | 8.5% | 8.6% | 8.5% |
| % of patients satisfied with the treatment they have received | 1 | 1 | 100.0% | 100.0% | 95.2% | 95.5% |

* Figures in italics indicate that the base number is less than 100.

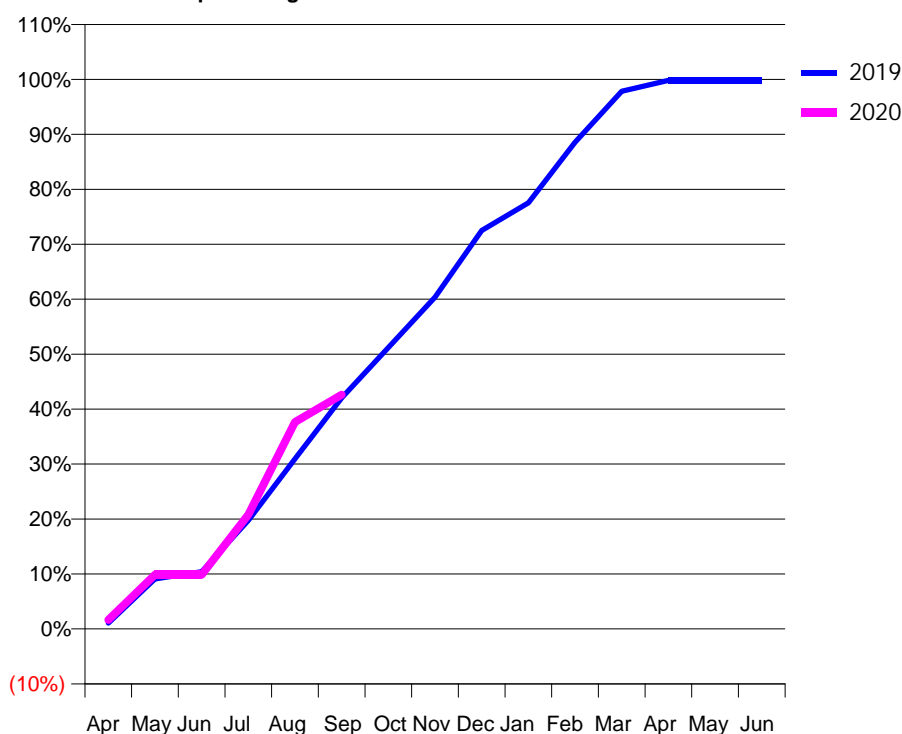
Q49 - Vital Signs Orthodontic At a Glance Contract Report for 176648/0001 - September 2019

| | | | |
|----------------------|-------------------------------|---------------------------------------------|---------------|
| Name or company name | South Tyneside Smiles Limited | 19/20 Contracted general activity (UDA) | 83,974 |
| Contract type name | GDS Contract | Carry forward general activity (UDA) | 0 |
| Purpose of contract | General and Orthodontic | 19/20 Contracted orthodontic activity (UOA) | 2,119 |
| Contract start date | 01/04/2008 | Carry forward orthodontic activity (UOA) | 7 |
| Contract end date | | Baseline contract value | £2,481,617.01 |

| ACCESS | Contract | England and Wales |
|----------------------------------------------|----------|-------------------|
| 24 month ratio of assessments to patient IDs | 1.05 | 1.07 |

| ACTIVITY | Contract |
|-------------------------------------------------------------------------------------------|----------|
| Contract assess and fit appliances (case starts) as a percentage of Area Team case starts | 1.7 % |

Cumulative percentage of contracted UOA delivered 2019 & 2020



| Month | Adjusted Scheduled Activity (UOA) | | |
|-----------|-----------------------------------|-------|------|
| | 2018 | 2019 | 2020 |
| April | -6 | 23 | 35 |
| May | 40 | 193 | 209 |
| June | 149 | 221 | 209 |
| July | 431 | 419 | 441 |
| August | 712 | 656 | 798 |
| September | 863 | 891 | 903 |
| October | 1,017 | 1,085 | |
| November | 1,193 | 1,279 | |
| December | 1,431 | 1,536 | |
| January | 1,519 | 1,643 | |
| February | 1,710 | 1,876 | |
| March | 2,071 | 2,073 | |
| April | 2,114 | 2,115 | |
| May | 2,116 | 2,115 | |
| June | 2,116 | 2,115 | |

QUANTITY METRICS (rolling 12 month period)

| | Contract Quantity | Contract Base Number | Contract * | Area Team | Region | England |
|----------------------------------------------------------------------------------|-------------------|----------------------|------------|-----------|--------|---------|
| % of all assessments that were assess and fit appliances (case starts) | 102 | 132 | 77.3% | 44.2% | 61.5% | 57.9% |
| % of all assessments that were assess and refuse | 8 | 132 | 6.1% | 11.6% | 11.3% | 12.4% |
| % of all assessments that were assess and review | 22 | 132 | 16.7% | 44.2% | 27.3% | 29.7% |
| % of case starts with a reported IOTN of 3 and Aesthetic Component of 5 or below | 0 | 102 | N/A | 0.0% | 0.1% | 0.1% |
| % of case starts with a reported IOTN of 3 and Aesthetic Component of 6 or above | 6 | 102 | 5.9% | 2.8% | 3.5% | 4.0% |
| % of case starts with a reported IOTN of 4 | 72 | 102 | 70.6% | 82.6% | 79.4% | 78.0% |
| % of case starts with a reported IOTN of 5 | 24 | 102 | 23.5% | 13.5% | 16.4% | 16.6% |
| % of concluded courses in receipt of dual-arch fixed appliances | 99 | 108 | 91.7% | 76.1% | 76.1% | 74.0% |
| % of concluded courses where treatment was abandoned or discontinued | 7 | 108 | 6.5% | 8.5% | 8.6% | 8.5% |
| % of patients satisfied with the treatment they have received | 1 | 1 | 100.0% | 100.0% | 95.2% | 95.5% |

* Figures in italics indicate that the base number is less than 100.

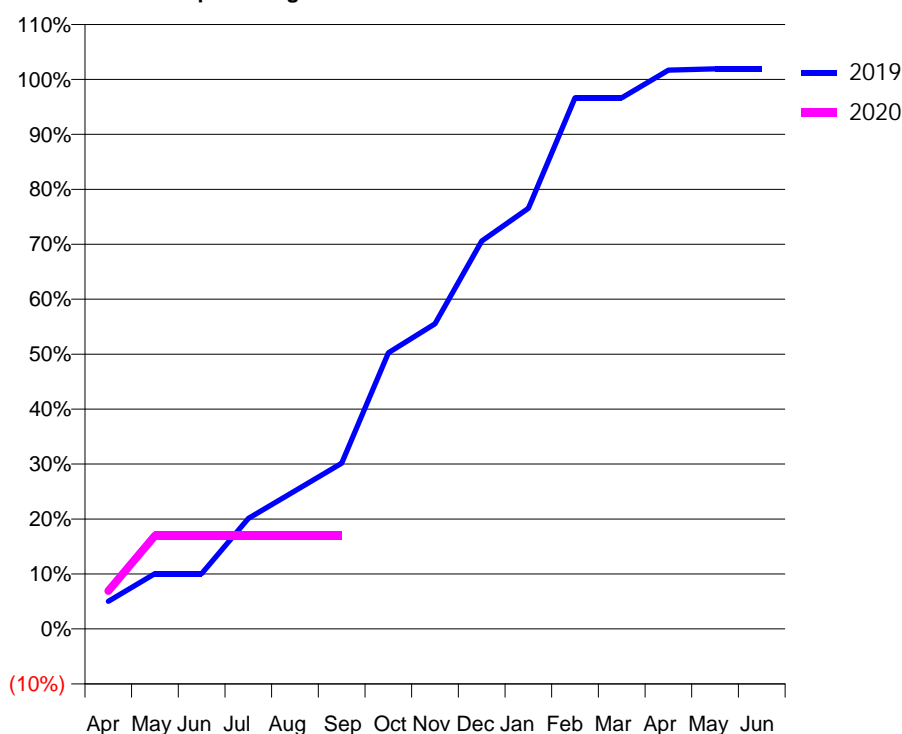
Q49 - Vital Signs Orthodontic At a Glance Contract Report for 177644/0001 - September 2019

| | | | |
|----------------------|--------------------------------|---------------------------------------------|-------------|
| Name or company name | Goodteeth Dental Surgeries Ltd | 19/20 Contracted general activity (UDA) | 8,745 |
| Contract type name | GDS Contract | Carry forward general activity (UDA) | -175 |
| Purpose of contract | General and Orthodontic | 19/20 Contracted orthodontic activity (UOA) | 418 |
| Contract start date | 01/09/2009 | Carry forward orthodontic activity (UOA) | -8 |
| Contract end date | | Baseline contract value | £241,927.45 |

| ACCESS | Contract | England and Wales |
|----------------------------------------------|----------|-------------------|
| 24 month ratio of assessments to patient IDs | 1.00 | 1.07 |

| ACTIVITY | Contract |
|-------------------------------------------------------------------------------------------|----------|
| Contract assess and fit appliances (case starts) as a percentage of Area Team case starts | 0.3 % |

Cumulative percentage of contracted UOA delivered 2019 & 2020



| Month | Adjusted Scheduled Activity (UOA) | | |
|-----------|-----------------------------------|------|------|
| | 2018 | 2019 | 2020 |
| April | 7 | 21 | 29 |
| May | 49 | 42 | 71 |
| June | 49 | 42 | 71 |
| July | 91 | 84 | 71 |
| August | 91 | 105 | 71 |
| September | 112 | 126 | 71 |
| October | 283 | 210 | |
| November | 327 | 232 | |
| December | 327 | 295 | |
| January | 327 | 320 | |
| February | 327 | 404 | |
| March | 411 | 404 | |
| April | 411 | 425 | |
| May | 411 | 426 | |
| June | 411 | 426 | |

QUANTITY METRICS (rolling 12 month period)

| | Contract Quantity | Contract Base Number | Contract * | Area Team | Region | England |
|----------------------------------------------------------------------------------|-------------------|----------------------|------------|-----------|--------|---------|
| % of all assessments that were assess and fit appliances (case starts) | 18 | 20 | 90.0% | 44.2% | 61.5% | 57.9% |
| % of all assessments that were assess and refuse | 0 | 20 | 0.0% | 11.6% | 11.3% | 12.4% |
| % of all assessments that were assess and review | 2 | 20 | 10.0% | 44.2% | 27.3% | 29.7% |
| % of case starts with a reported IOTN of 3 and Aesthetic Component of 5 or below | 0 | 18 | N/A | 0.0% | 0.1% | 0.1% |
| % of case starts with a reported IOTN of 3 and Aesthetic Component of 6 or above | 0 | 18 | N/A | 2.8% | 3.5% | 4.0% |
| % of case starts with a reported IOTN of 4 | 16 | 18 | 88.9% | 82.6% | 79.4% | 78.0% |
| % of case starts with a reported IOTN of 5 | 2 | 18 | 11.1% | 13.5% | 16.4% | 16.6% |
| % of concluded courses in receipt of dual-arch fixed appliances | 0 | 1 | N/A | 76.1% | 76.1% | 74.0% |
| % of concluded courses where treatment was abandoned or discontinued | 0 | 1 | 0.0% | 8.5% | 8.6% | 8.5% |
| % of patients satisfied with the treatment they have received | 0 | 0 | N/A | 100.0% | 95.2% | 95.5% |

* Figures in italics indicate that the base number is less than 100.

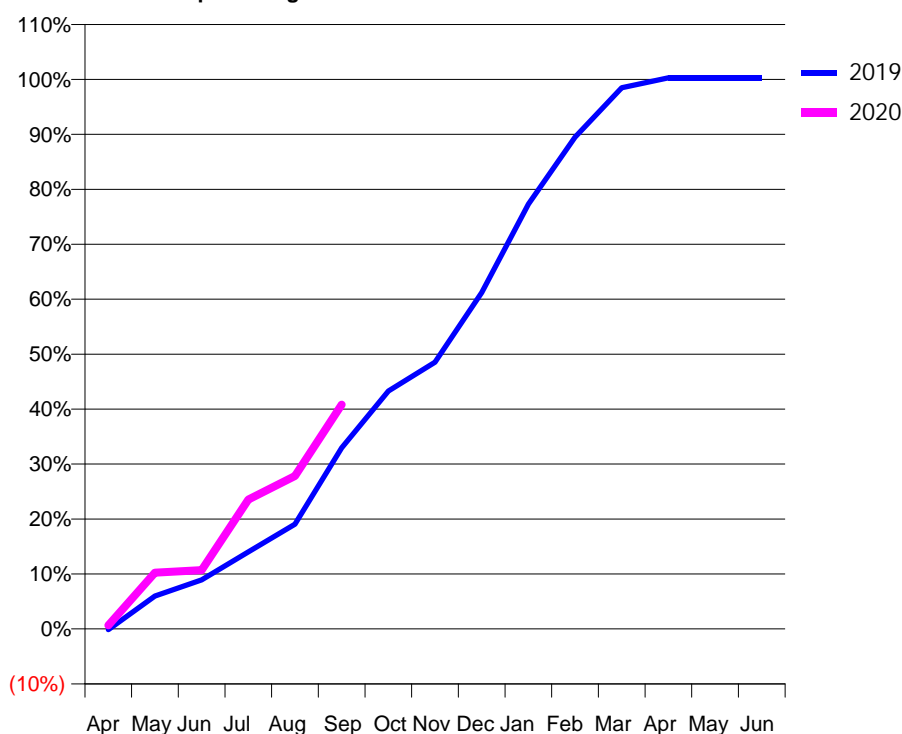
Q49 - Vital Signs Orthodontic At a Glance Contract Report for 186872/0018 - September 2019

| | | | |
|----------------------|---------------------|---------------------------------------------|-------------|
| Name or company name | ORTHOWORLD 2000 LTD | 19/20 Contracted general activity (UDA) | 0 |
| Contract type name | PDS Contract | Carry forward general activity (UDA) | 0 |
| Purpose of contract | Orthodontic | 19/20 Contracted orthodontic activity (UOA) | 9,586 |
| Contract start date | 01/07/2012 | Carry forward orthodontic activity (UOA) | -36 |
| Contract end date | 01/09/2020 | Baseline contract value | £563,640.87 |

| ACCESS | Contract | England and Wales |
|----------------------------------------------|----------|-------------------|
| 24 month ratio of assessments to patient IDs | 1.03 | 1.07 |

| ACTIVITY | Contract |
|-------------------------------------------------------------------------------------------|----------|
| Contract assess and fit appliances (case starts) as a percentage of Area Team case starts | 8.1 % |

Cumulative percentage of contracted UOA delivered 2019 & 2020



| Month | Adjusted Scheduled Activity (UOA) | | |
|-----------|-----------------------------------|-------|-------|
| | 2018 | 2019 | 2020 |
| April | -65 | -16 | 63 |
| May | 436 | 574 | 980 |
| June | 816 | 854 | 1,026 |
| July | 1,803 | 1,345 | 2,258 |
| August | 2,314 | 1,828 | 2,667 |
| September | 3,279 | 3,161 | 3,913 |
| October | 3,863 | 4,152 | |
| November | 4,477 | 4,652 | |
| December | 4,830 | 5,868 | |
| January | 6,739 | 7,410 | |
| February | 7,466 | 8,577 | |
| March | 9,192 | 9,441 | |
| April | 9,423 | 9,613 | |
| May | 9,423 | 9,613 | |
| June | 9,423 | 9,613 | |

QUANTITY METRICS (rolling 12 month period)

| | Contract Quantity | Contract Base Number | Contract * | Area Team | Region | England |
|----------------------------------------------------------------------------------|-------------------|----------------------|------------|-----------|--------|---------|
| % of all assessments that were assess and fit appliances (case starts) | 486 | 726 | 66.9% | 44.2% | 61.5% | 57.9% |
| % of all assessments that were assess and refuse | 99 | 726 | 13.6% | 11.6% | 11.3% | 12.4% |
| % of all assessments that were assess and review | 141 | 726 | 19.4% | 44.2% | 27.3% | 29.7% |
| % of case starts with a reported IOTN of 3 and Aesthetic Component of 5 or below | 0 | 486 | N/A | 0.0% | 0.1% | 0.1% |
| % of case starts with a reported IOTN of 3 and Aesthetic Component of 6 or above | 23 | 486 | 4.7% | 2.8% | 3.5% | 4.0% |
| % of case starts with a reported IOTN of 4 | 402 | 486 | 82.7% | 82.6% | 79.4% | 78.0% |
| % of case starts with a reported IOTN of 5 | 60 | 486 | 12.3% | 13.5% | 16.4% | 16.6 % |
| % of concluded courses in receipt of dual-arch fixed appliances | 448 | 508 | 88.2% | 76.1% | 76.1% | 74.0% |
| % of concluded courses where treatment was abandoned or discontinued | 54 | 508 | 10.6% | 8.5% | 8.6% | 8.5% |
| % of patients satisfied with the treatment they have received | 0 | 0 | N/A | 100.0% | 95.2% | 95.5% |

* Figures in italics indicate that the base number is less than 100.

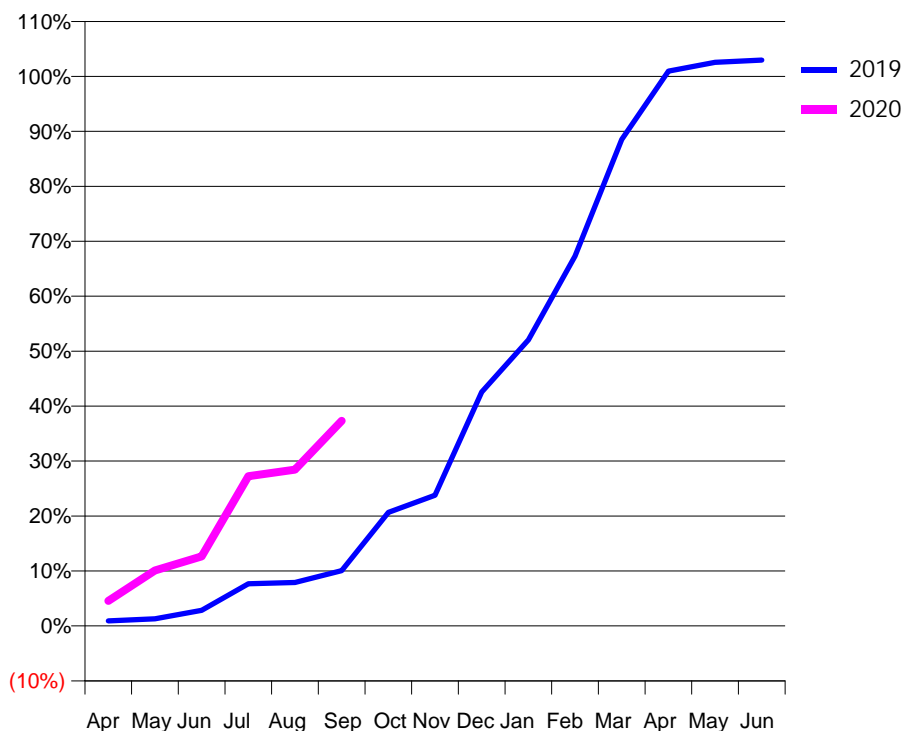
Q49 - Vital Signs Orthodontic At a Glance Contract Report for 191639/0001 - September 2019

| | | | |
|----------------------|--------------------------|---------------------------------------------|-------------|
| Name or company name | Osborne Orthodontics Ltd | 19/20 Contracted general activity (UDA) | 0 |
| Contract type name | PDS Contract | Carry forward general activity (UDA) | 0 |
| Purpose of contract | Orthodontic | 19/20 Contracted orthodontic activity (UOA) | 5,411 |
| Contract start date | 01/01/2013 | Carry forward orthodontic activity (UOA) | -159 |
| Contract end date | 30/06/2020 | Baseline contract value | £318,252.67 |

| ACCESS | Contract | England and Wales |
|----------------------------------------------|----------|-------------------|
| 24 month ratio of assessments to patient IDs | 1.02 | 1.07 |

| ACTIVITY | Contract |
|-------------------------------------------------------------------------------------------|----------|
| Contract assess and fit appliances (case starts) as a percentage of Area Team case starts | 5.5 % |

Cumulative percentage of contracted UOA delivered 2019 & 2020



| Month | Adjusted Scheduled Activity (UOA) | | |
|-----------|-----------------------------------|-------|-------|
| | 2018 | 2019 | 2020 |
| April | 5 | 49 | 246 |
| May | 5 | 70 | 547 |
| June | 5 | 154 | 685 |
| July | 5 | 415 | 1,474 |
| August | 82 | 429 | 1,540 |
| September | 257 | 544 | 2,020 |
| October | 647 | 1,118 | |
| November | 1,356 | 1,288 | |
| December | 1,748 | 2,304 | |
| January | 2,580 | 2,817 | |
| February | 3,221 | 3,641 | |
| March | 4,476 | 4,790 | |
| April | 5,459 | 5,463 | |
| May | 5,460 | 5,550 | |
| June | 5,460 | 5,571 | |

QUANTITY METRICS (rolling 12 month period)

| | Contract Quantity | Contract Base Number | Contract * | Area Team | Region | England |
|----------------------------------------------------------------------------------|-------------------|----------------------|------------|-----------|--------|---------|
| % of all assessments that were assess and fit appliances (case starts) | 330 | 521 | 63.3% | 44.2% | 61.5% | 57.9% |
| % of all assessments that were assess and refuse | 116 | 521 | 22.3% | 11.6% | 11.3% | 12.4% |
| % of all assessments that were assess and review | 75 | 521 | 14.4% | 44.2% | 27.3% | 29.7% |
| % of case starts with a reported IOTN of 3 and Aesthetic Component of 5 or below | 0 | 330 | N/A | 0.0% | 0.1% | 0.1% |
| % of case starts with a reported IOTN of 3 and Aesthetic Component of 6 or above | 12 | 330 | 3.6% | 2.8% | 3.5% | 4.0% |
| % of case starts with a reported IOTN of 4 | 269 | 330 | 81.5% | 82.6% | 79.4% | 78.0% |
| % of case starts with a reported IOTN of 5 | 41 | 330 | 12.4% | 13.5% | 16.4% | 16.6 % |
| % of concluded courses in receipt of dual-arch fixed appliances | 141 | 205 | 68.8% | 76.1% | 76.1% | 74.0% |
| % of concluded courses where treatment was abandoned or discontinued | 36 | 205 | 17.6% | 8.5% | 8.6% | 8.5% |
| % of patients satisfied with the treatment they have received | 0 | 0 | N/A | 100.0% | 95.2% | 95.5% |

* Figures in italics indicate that the base number is less than 100.

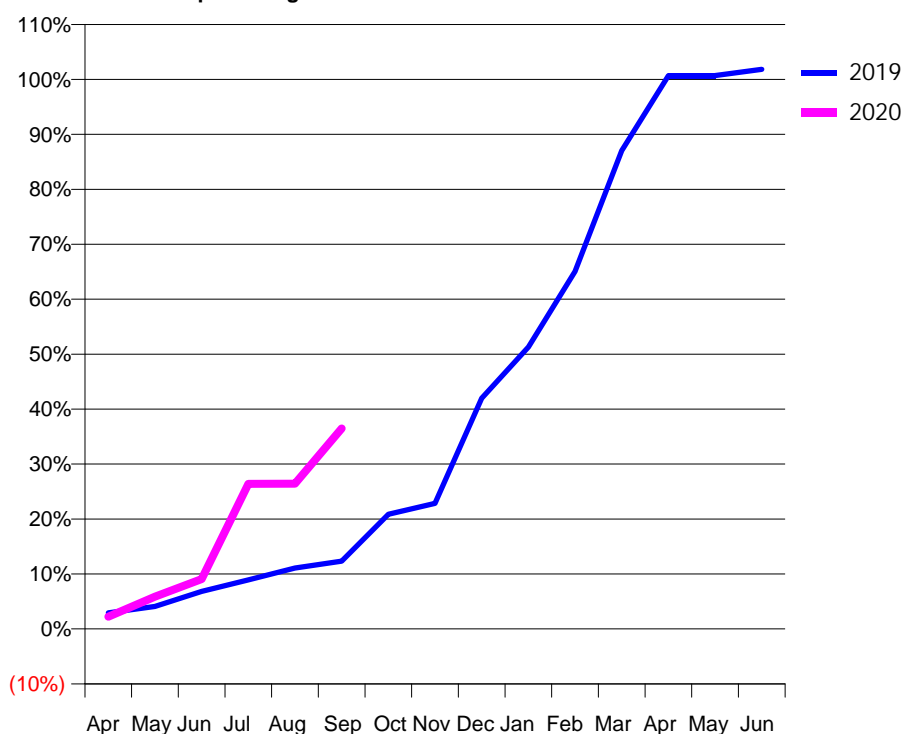
Q49 - Vital Signs Orthodontic At a Glance Contract Report for 191639/0002 - September 2019

| | | | |
|----------------------|--------------------------|---------------------------------------------|-------------|
| Name or company name | Osborne Orthodontics Ltd | 19/20 Contracted general activity (UDA) | 0 |
| Contract type name | PDS Contract | Carry forward general activity (UDA) | 0 |
| Purpose of contract | Orthodontic | 19/20 Contracted orthodontic activity (UOA) | 5,411 |
| Contract start date | 01/01/2013 | Carry forward orthodontic activity (UOA) | -100 |
| Contract end date | 30/06/2020 | Baseline contract value | £318,252.67 |

| ACCESS | Contract | England and Wales |
|----------------------------------------------|----------|-------------------|
| 24 month ratio of assessments to patient IDs | 1.03 | 1.07 |

| ACTIVITY | Contract |
|-------------------------------------------------------------------------------------------|----------|
| Contract assess and fit appliances (case starts) as a percentage of Area Team case starts | 5.6 % |

Cumulative percentage of contracted UOA delivered 2019 & 2020



| Month | Adjusted Scheduled Activity (UOA) | | |
|-----------|-----------------------------------|-------|-------|
| | 2018 | 2019 | 2020 |
| April | 102 | 158 | 122 |
| May | 103 | 221 | 319 |
| June | 232 | 370 | 492 |
| July | 232 | 484 | 1,429 |
| August | 334 | 600 | 1,430 |
| September | 654 | 668 | 1,974 |
| October | 1,052 | 1,128 | |
| November | 1,587 | 1,236 | |
| December | 1,973 | 2,271 | |
| January | 2,821 | 2,777 | |
| February | 3,509 | 3,520 | |
| March | 4,926 | 4,709 | |
| April | 5,527 | 5,448 | |
| May | 5,569 | 5,448 | |
| June | 5,569 | 5,511 | |

QUANTITY METRICS (rolling 12 month period)

| | Contract Quantity | Contract Base Number | Contract * | Area Team | Region | England |
|----------------------------------------------------------------------------------|-------------------|----------------------|------------|-----------|--------|---------|
| % of all assessments that were assess and fit appliances (case starts) | 339 | 439 | 77.2% | 44.2% | 61.5% | 57.9% |
| % of all assessments that were assess and refuse | 54 | 439 | 12.3% | 11.6% | 11.3% | 12.4% |
| % of all assessments that were assess and review | 46 | 439 | 10.5% | 44.2% | 27.3% | 29.7% |
| % of case starts with a reported IOTN of 3 and Aesthetic Component of 5 or below | 1 | 339 | 0.3% | 0.0% | 0.1% | 0.1% |
| % of case starts with a reported IOTN of 3 and Aesthetic Component of 6 or above | 16 | 339 | 4.7% | 2.8% | 3.5% | 4.0% |
| % of case starts with a reported IOTN of 4 | 292 | 339 | 86.1% | 82.6% | 79.4% | 78.0% |
| % of case starts with a reported IOTN of 5 | 24 | 339 | 7.1% | 13.5% | 16.4% | 16.6% |
| % of concluded courses in receipt of dual-arch fixed appliances | 164 | 211 | 77.7% | 76.1% | 76.1% | 74.0% |
| % of concluded courses where treatment was abandoned or discontinued | 22 | 211 | 10.4% | 8.5% | 8.6% | 8.5% |
| % of patients satisfied with the treatment they have received | 0 | 0 | N/A | 100.0% | 95.2% | 95.5% |

* Figures in italics indicate that the base number is less than 100.

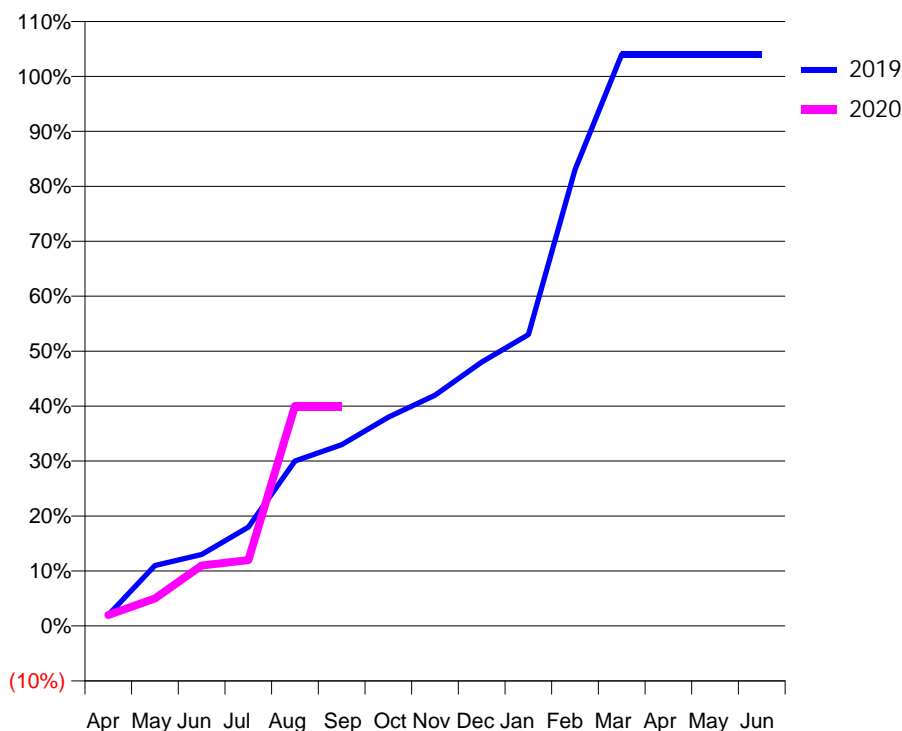
Q49 - Vital Signs Orthodontic At a Glance Contract Report for 219576/0001 - September 2019

| | | | |
|----------------------|-------------------------|---------------------------------------------|-------------|
| Name or company name | MR DJ WHITE | 19/20 Contracted general activity (UDA) | 29,504 |
| Contract type name | GDS Contract | Carry forward general activity (UDA) | 0 |
| Purpose of contract | General and Orthodontic | 19/20 Contracted orthodontic activity (UOA) | 100 |
| Contract start date | 01/04/2006 | Carry forward orthodontic activity (UOA) | -2 |
| Contract end date | | Baseline contract value | £810,070.64 |

| ACCESS | Contract | England and Wales |
|----------------------------------------------|----------|-------------------|
| 24 month ratio of assessments to patient IDs | 1.01 | 1.07 |

| ACTIVITY | Contract |
|-------------------------------------------------------------------------------------------|----------|
| Contract assess and fit appliances (case starts) as a percentage of Area Team case starts | 0.0 % |

Cumulative percentage of contracted UOA delivered 2019 & 2020



| Month | Adjusted Scheduled Activity (UOA) | | |
|-----------|-----------------------------------|------|------|
| | 2018 | 2019 | 2020 |
| April | 0 | 2 | 2 |
| May | 9 | 11 | 5 |
| June | 14 | 13 | 11 |
| July | 20 | 18 | 12 |
| August | 33 | 30 | 40 |
| September | 37 | 33 | 40 |
| October | 42 | 38 | |
| November | 48 | 42 | |
| December | 56 | 48 | |
| January | 60 | 53 | |
| February | 64 | 83 | |
| March | 83 | 104 | |
| April | 96 | 104 | |
| May | 99 | 104 | |
| June | 99 | 104 | |

QUANTITY METRICS (rolling 12 month period)

| | Contract Quantity | Contract Base Number | Contract * | Area Team | Region | England |
|----------------------------------------------------------------------------------|-------------------|----------------------|------------|-----------|--------|---------|
| % of all assessments that were assess and fit appliances (case starts) | 3 | 49 | 6.1% | 44.2% | 61.5% | 57.9% |
| % of all assessments that were assess and refuse | 0 | 49 | 0.0% | 11.6% | 11.3% | 12.4% |
| % of all assessments that were assess and review | 46 | 49 | 93.9% | 44.2% | 27.3% | 29.7% |
| % of case starts with a reported IOTN of 3 and Aesthetic Component of 5 or below | 0 | 3 | N/A | 0.0% | 0.1% | 0.1% |
| % of case starts with a reported IOTN of 3 and Aesthetic Component of 6 or above | 0 | 3 | N/A | 2.8% | 3.5% | 4.0% |
| % of case starts with a reported IOTN of 4 | 1 | 3 | 33.3% | 82.6% | 79.4% | 78.0% |
| % of case starts with a reported IOTN of 5 | 0 | 3 | N/A | 13.5% | 16.4% | 16.6% |
| % of concluded courses in receipt of dual-arch fixed appliances | 0 | 0 | N/A | 76.1% | 76.1% | 74.0% |
| % of concluded courses where treatment was abandoned or discontinued | 0 | 0 | N/A | 8.5% | 8.6% | 8.5% |
| % of patients satisfied with the treatment they have received | 0 | 0 | N/A | 100.0% | 95.2% | 95.5% |

* Figures in italics indicate that the base number is less than 100.

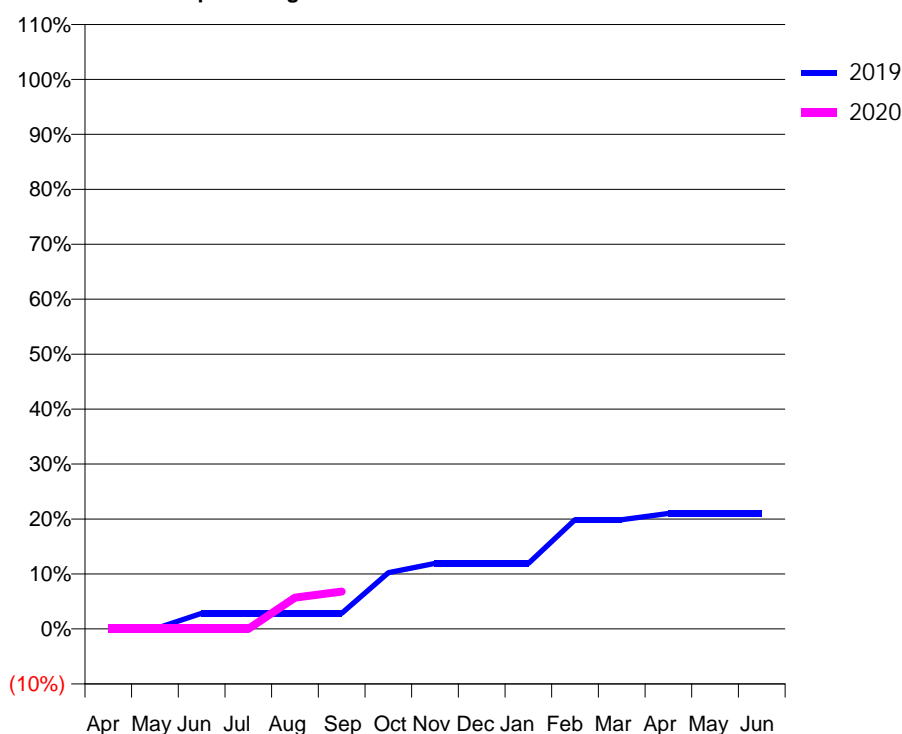
Q49 - Vital Signs Orthodontic At a Glance Contract Report for 245380/0001 - September 2019

| | | | |
|----------------------|-------------------------|---------------------------------------------|------------|
| Name or company name | MR JI SPEDDING | 19/20 Contracted general activity (UDA) | 3,500 |
| Contract type name | GDS Contract | Carry forward general activity (UDA) | 0 |
| Purpose of contract | General and Orthodontic | 19/20 Contracted orthodontic activity (UOA) | 176 |
| Contract start date | 01/04/2006 | Carry forward orthodontic activity (UOA) | 0 |
| Contract end date | | Baseline contract value | £90,087.20 |

| ACCESS | Contract | England and Wales |
|----------------------------------------------|----------|-------------------|
| 24 month ratio of assessments to patient IDs | 1.39 | 1.07 |

| ACTIVITY | Contract |
|-------------------------------------------------------------------------------------------|----------|
| Contract assess and fit appliances (case starts) as a percentage of Area Team case starts | 0.0 % |

Cumulative percentage of contracted UOA delivered 2019 & 2020



| Month | Adjusted Scheduled Activity (UOA) | | |
|-----------|-----------------------------------|------|------|
| | 2018 | 2019 | 2020 |
| April | 0 | 0 | 0 |
| May | 0 | 0 | 0 |
| June | 0 | 5 | 0 |
| July | 19 | 5 | 0 |
| August | 24 | 5 | 10 |
| September | 29 | 5 | 12 |
| October | 40 | 18 | |
| November | 48 | 21 | |
| December | 51 | 21 | |
| January | 63 | 21 | |
| February | 63 | 35 | |
| March | 71 | 35 | |
| April | 71 | 37 | |
| May | 72 | 37 | |
| June | 77 | 37 | |

QUANTITY METRICS (rolling 12 month period)

| | Contract Quantity | Contract Base Number | Contract * | Area Team | Region | England |
|----------------------------------------------------------------------------------|-------------------|----------------------|------------|-----------|--------|---------|
| % of all assessments that were assess and fit appliances (case starts) | 0 | 47 | 0.0% | 44.2% | 61.5% | 57.9% |
| % of all assessments that were assess and refuse | 0 | 47 | 0.0% | 11.6% | 11.3% | 12.4% |
| % of all assessments that were assess and review | 47 | 47 | 100.0% | 44.2% | 27.3% | 29.7% |
| % of case starts with a reported IOTN of 3 and Aesthetic Component of 5 or below | 0 | 0 | N/A | 0.0% | 0.1% | 0.1% |
| % of case starts with a reported IOTN of 3 and Aesthetic Component of 6 or above | 0 | 0 | N/A | 2.8% | 3.5% | 4.0% |
| % of case starts with a reported IOTN of 4 | 0 | 0 | N/A | 82.6% | 79.4% | 78.0% |
| % of case starts with a reported IOTN of 5 | 0 | 0 | N/A | 13.5% | 16.4% | 16.6 % |
| % of concluded courses in receipt of dual-arch fixed appliances | 0 | 0 | N/A | 76.1% | 76.1% | 74.0% |
| % of concluded courses where treatment was abandoned or discontinued | 0 | 0 | N/A | 8.5% | 8.6% | 8.5% |
| % of patients satisfied with the treatment they have received | 0 | 0 | N/A | 100.0% | 95.2% | 95.5% |

* Figures in italics indicate that the base number is less than 100.

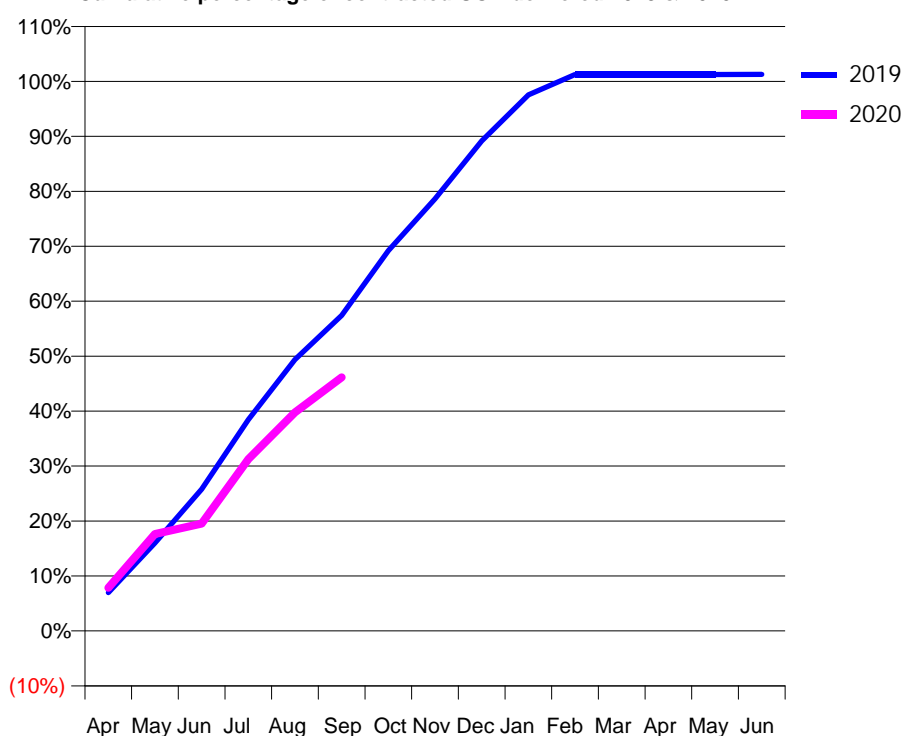
Q49 - Vital Signs Orthodontic At a Glance Contract Report for 253677/0001 - September 2019

| | | | |
|----------------------|-----------------|---------------------------------------------|---------------|
| Name or company name | MR CD RUSHFORTH | 19/20 Contracted general activity (UDA) | 0 |
| Contract type name | PDS Contract | Carry forward general activity (UDA) | 0 |
| Purpose of contract | Orthodontic | 19/20 Contracted orthodontic activity (UOA) | 21,746 |
| Contract start date | 01/04/2006 | Carry forward orthodontic activity (UOA) | -276 |
| Contract end date | 01/09/2020 | Baseline contract value | £1,387,538.82 |

| ACCESS | Contract | England and Wales |
|----------------------------------------------|----------|-------------------|
| 24 month ratio of assessments to patient IDs | 1.41 | 1.07 |

| ACTIVITY | Contract |
|-------------------------------------------------------------------------------------------|----------|
| Contract assess and fit appliances (case starts) as a percentage of Area Team case starts | 14.4 % |

Cumulative percentage of contracted UOA delivered 2019 & 2020



| Month | Adjusted Scheduled Activity (UOA) | | |
|-----------|-----------------------------------|--------|--------|
| | 2018 | 2019 | 2020 |
| April | 827 | 1,515 | 1,709 |
| May | 3,096 | 3,481 | 3,833 |
| June | 4,512 | 5,606 | 4,243 |
| July | 6,478 | 8,364 | 6,798 |
| August | 8,865 | 10,738 | 8,648 |
| September | 10,659 | 12,484 | 10,037 |
| October | 12,612 | 15,051 | |
| November | 14,587 | 17,097 | |
| December | 16,205 | 19,388 | |
| January | 17,439 | 21,213 | |
| February | 20,158 | 22,020 | |
| March | 21,407 | 22,020 | |
| April | 21,407 | 22,020 | |
| May | 21,410 | 22,020 | |
| June | 21,412 | 22,022 | |

QUANTITY METRICS (rolling 12 month period)

| | Contract Quantity | Contract Base Number | Contract * | Area Team | Region | England |
|----------------------------------------------------------------------------------|-------------------|----------------------|------------|-----------|--------|---------|
| % of all assessments that were assess and fit appliances (case starts) | 868 | 2,472 | 35.1% | 44.2% | 61.5% | 57.9% |
| % of all assessments that were assess and refuse | 269 | 2,472 | 10.9% | 11.6% | 11.3% | 12.4% |
| % of all assessments that were assess and review | 1,335 | 2,472 | 54.0% | 44.2% | 27.3% | 29.7% |
| % of case starts with a reported IOTN of 3 and Aesthetic Component of 5 or below | 1 | 868 | 0.1% | 0.0% | 0.1% | 0.1% |
| % of case starts with a reported IOTN of 3 and Aesthetic Component of 6 or above | 17 | 868 | 2.0% | 2.8% | 3.5% | 4.0% |
| % of case starts with a reported IOTN of 4 | 661 | 868 | 76.2% | 82.6% | 79.4% | 78.0% |
| % of case starts with a reported IOTN of 5 | 181 | 868 | 20.9% | 13.5% | 16.4% | 16.6% |
| % of concluded courses in receipt of dual-arch fixed appliances | 1,148 | 1,333 | 86.1% | 76.1% | 76.1% | 74.0% |
| % of concluded courses where treatment was abandoned or discontinued | 98 | 1,333 | 7.4% | 8.5% | 8.6% | 8.5% |
| % of patients satisfied with the treatment they have received | 2 | 2 | 100.0% | 100.0% | 95.2% | 95.5% |

* Figures in italics indicate that the base number is less than 100.

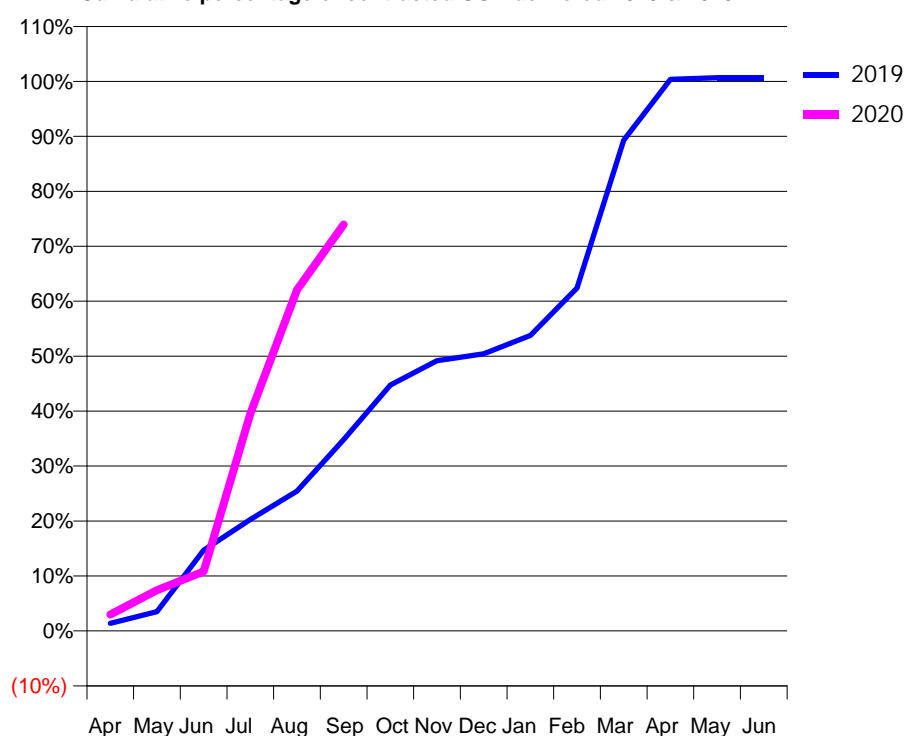
Q49 - Vital Signs Orthodontic At a Glance Contract Report for 270601/0002 - September 2019

| | | | |
|----------------------|---------------|---------------------------------------------|-------------|
| Name or company name | MR UM QURESHI | 19/20 Contracted general activity (UDA) | 0 |
| Contract type name | PDS Contract | Carry forward general activity (UDA) | 0 |
| Purpose of contract | Orthodontic | 19/20 Contracted orthodontic activity (UOA) | 5,376 |
| Contract start date | 01/11/2010 | Carry forward orthodontic activity (UOA) | -45 |
| Contract end date | 30/06/2020 | Baseline contract value | £370,776.44 |

| ACCESS | Contract | England and Wales |
|----------------------------------------------|----------|-------------------|
| 24 month ratio of assessments to patient IDs | 1.18 | 1.07 |

| ACTIVITY | Contract |
|-------------------------------------------------------------------------------------------|----------|
| Contract assess and fit appliances (case starts) as a percentage of Area Team case starts | 6.2 % |

Cumulative percentage of contracted UOA delivered 2019 & 2020



| Month | Adjusted Scheduled Activity (UOA) | | |
|-----------|-----------------------------------|-------|-------|
| | 2018 | 2019 | 2020 |
| April | -125 | 97 | 161 |
| May | -125 | 243 | 398 |
| June | 739 | 1,021 | 581 |
| July | 1,081 | 1,409 | 2,127 |
| August | 1,443 | 1,769 | 3,335 |
| September | 2,752 | 2,420 | 3,976 |
| October | 2,752 | 3,111 | |
| November | 3,873 | 3,419 | |
| December | 4,138 | 3,504 | |
| January | 4,400 | 3,737 | |
| February | 4,942 | 4,338 | |
| March | 5,441 | 6,209 | |
| April | 5,448 | 6,975 | |
| May | 5,469 | 6,996 | |
| June | 5,469 | 6,996 | |

QUANTITY METRICS (rolling 12 month period)

| | Contract Quantity | Contract Base Number | Contract * | Area Team | Region | England |
|----------------------------------------------------------------------------------|-------------------|----------------------|------------|-----------|--------|---------|
| % of all assessments that were assess and fit appliances (case starts) | 372 | 1,149 | 32.4% | 44.2% | 61.5% | 57.9% |
| % of all assessments that were assess and refuse | 105 | 1,149 | 9.1% | 11.6% | 11.3% | 12.4% |
| % of all assessments that were assess and review | 672 | 1,149 | 58.5% | 44.2% | 27.3% | 29.7% |
| % of case starts with a reported IOTN of 3 and Aesthetic Component of 5 or below | 0 | 372 | N/A | 0.0% | 0.1% | 0.1% |
| % of case starts with a reported IOTN of 3 and Aesthetic Component of 6 or above | 1 | 372 | 0.3% | 2.8% | 3.5% | 4.0% |
| % of case starts with a reported IOTN of 4 | 332 | 372 | 89.2% | 82.6% | 79.4% | 78.0% |
| % of case starts with a reported IOTN of 5 | 34 | 372 | 9.1% | 13.5% | 16.4% | 16.6% |
| % of concluded courses in receipt of dual-arch fixed appliances | 380 | 512 | 74.2% | 76.1% | 76.1% | 74.0% |
| % of concluded courses where treatment was abandoned or discontinued | 38 | 512 | 7.4% | 8.5% | 8.6% | 8.5% |
| % of patients satisfied with the treatment they have received | 4 | 4 | 100.0% | 100.0% | 95.2% | 95.5% |

* Figures in italics indicate that the base number is less than 100.

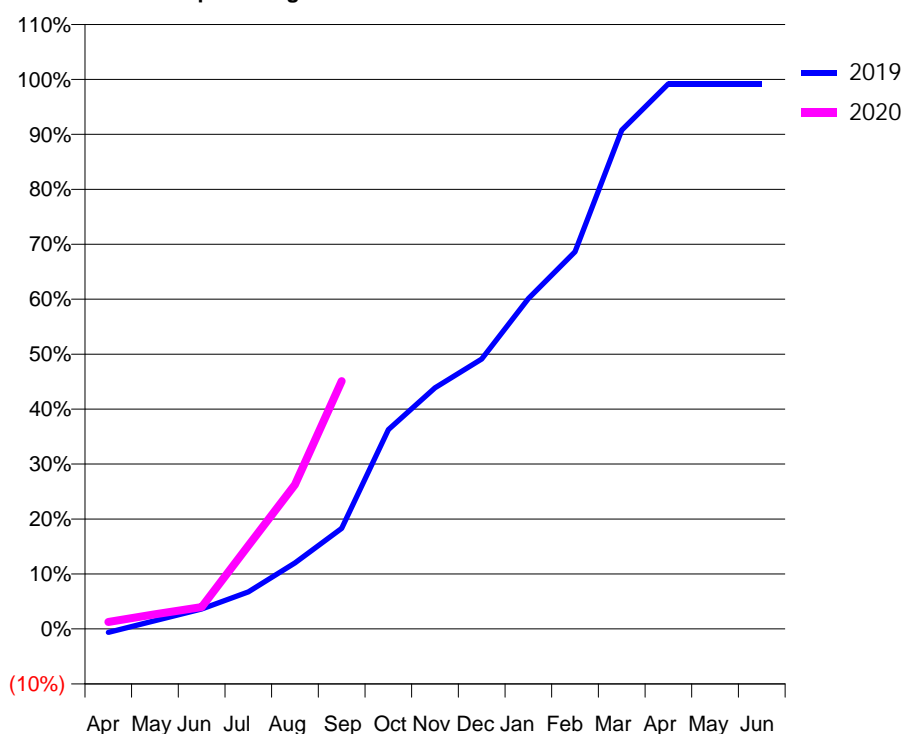
Q49 - Vital Signs Orthodontic At a Glance Contract Report for 270601/0003 - September 2019

| | | | |
|----------------------|---------------|---------------------------------------------|-------------|
| Name or company name | MR UM QURESHI | 19/20 Contracted general activity (UDA) | 0 |
| Contract type name | PDS Contract | Carry forward general activity (UDA) | 0 |
| Purpose of contract | Orthodontic | 19/20 Contracted orthodontic activity (UOA) | 10,753 |
| Contract start date | 01/12/2010 | Carry forward orthodontic activity (UOA) | 84 |
| Contract end date | 30/06/2020 | Baseline contract value | £739,332.69 |

| ACCESS | Contract | England and Wales |
|----------------------------------------------|----------|-------------------|
| 24 month ratio of assessments to patient IDs | 1.38 | 1.07 |

| ACTIVITY | Contract |
|-------------------------------------------------------------------------------------------|----------|
| Contract assess and fit appliances (case starts) as a percentage of Area Team case starts | 10.1 % |

Cumulative percentage of contracted UOA delivered 2019 & 2020



| Month | Adjusted Scheduled Activity (UOA) | | |
|-----------|-----------------------------------|--------|-------|
| | 2018 | 2019 | 2020 |
| April | -427 | -70 | 137 |
| May | -427 | 161 | 288 |
| June | 81 | 390 | 430 |
| July | 257 | 728 | 1,629 |
| August | 1,169 | 1,292 | 2,824 |
| September | 2,380 | 1,968 | 4,850 |
| October | 3,432 | 3,900 | |
| November | 4,374 | 4,717 | |
| December | 5,561 | 5,284 | |
| January | 5,931 | 6,466 | |
| February | 6,940 | 7,381 | |
| March | 9,076 | 9,761 | |
| April | 10,662 | 10,669 | |
| May | 10,662 | 10,669 | |
| June | 10,683 | 10,669 | |

QUANTITY METRICS (rolling 12 month period)

| | Contract Quantity | Contract Base Number | Contract * | Area Team | Region | England |
|----------------------------------------------------------------------------------|-------------------|----------------------|------------|-----------|--------|---------|
| % of all assessments that were assess and fit appliances (case starts) | 607 | 1,554 | 39.1% | 44.2% | 61.5% | 57.9% |
| % of all assessments that were assess and refuse | 132 | 1,554 | 8.5% | 11.6% | 11.3% | 12.4% |
| % of all assessments that were assess and review | 815 | 1,554 | 52.4% | 44.2% | 27.3% | 29.7% |
| % of case starts with a reported IOTN of 3 and Aesthetic Component of 5 or below | 0 | 607 | N/A | 0.0% | 0.1% | 0.1% |
| % of case starts with a reported IOTN of 3 and Aesthetic Component of 6 or above | 19 | 607 | 3.1% | 2.8% | 3.5% | 4.0% |
| % of case starts with a reported IOTN of 4 | 511 | 607 | 84.2% | 82.6% | 79.4% | 78.0% |
| % of case starts with a reported IOTN of 5 | 61 | 607 | 10.0% | 13.5% | 16.4% | 16.6 % |
| % of concluded courses in receipt of dual-arch fixed appliances | 533 | 584 | 91.3% | 76.1% | 76.1% | 74.0% |
| % of concluded courses where treatment was abandoned or discontinued | 17 | 584 | 2.9% | 8.5% | 8.6% | 8.5% |
| % of patients satisfied with the treatment they have received | 0 | 0 | N/A | 100.0% | 95.2% | 95.5% |

* Figures in italics indicate that the base number is less than 100.

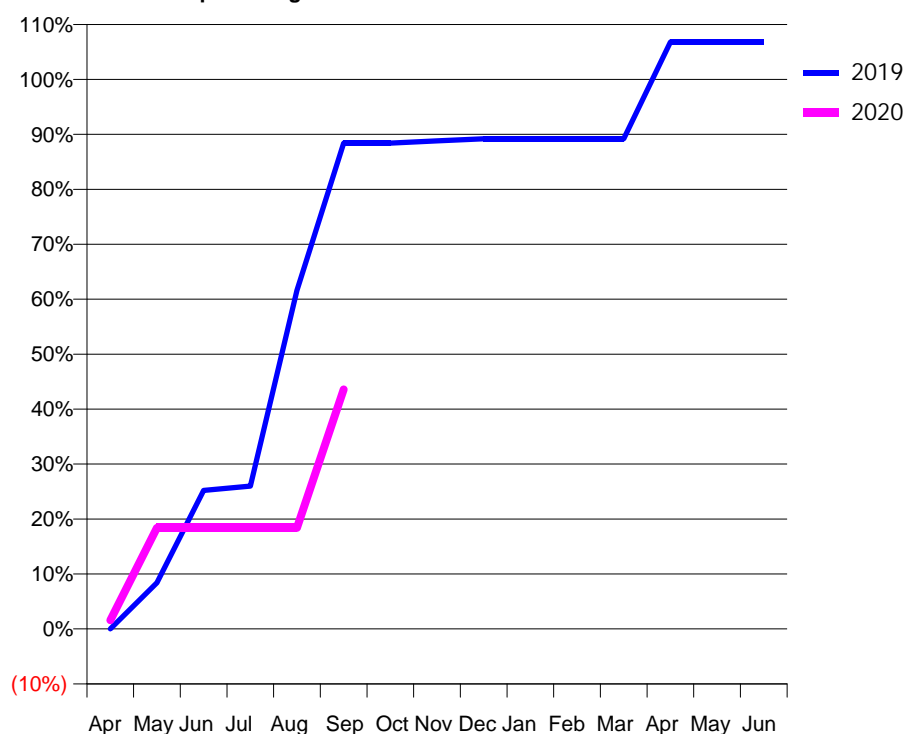
Q49 - Vital Signs Orthodontic At a Glance Contract Report for 329711/0001 - September 2019

| | | | |
|----------------------|-------------------------|---------------------------------------------|-------------|
| Name or company name | MR S NEPALI | 19/20 Contracted general activity (UDA) | 9,100 |
| Contract type name | GDS Contract | Carry forward general activity (UDA) | 0 |
| Purpose of contract | General and Orthodontic | 19/20 Contracted orthodontic activity (UOA) | 250 |
| Contract start date | 01/04/2006 | Carry forward orthodontic activity (UOA) | -4 |
| Contract end date | | Baseline contract value | £236,970.39 |

| ACCESS | Contract | England and Wales |
|----------------------------------------------|----------|-------------------|
| 24 month ratio of assessments to patient IDs | 1.48 | 1.07 |

| ACTIVITY | Contract |
|-------------------------------------------------------------------------------------------|----------|
| Contract assess and fit appliances (case starts) as a percentage of Area Team case starts | 0.1 % |

Cumulative percentage of contracted UOA delivered 2019 & 2020



| Month | Adjusted Scheduled Activity (UOA) | | |
|-----------|-----------------------------------|------|------|
| | 2018 | 2019 | 2020 |
| April | 0 | 0 | 4 |
| May | 66 | 21 | 46 |
| June | 108 | 63 | 46 |
| July | 109 | 65 | 46 |
| August | 152 | 154 | 46 |
| September | 173 | 221 | 109 |
| October | 236 | 221 | |
| November | 238 | 222 | |
| December | 238 | 223 | |
| January | 238 | 223 | |
| February | 259 | 223 | |
| March | 259 | 223 | |
| April | 260 | 267 | |
| May | 261 | 267 | |
| June | 262 | 267 | |

QUANTITY METRICS (rolling 12 month period)

| | Contract Quantity | Contract Base Number | Contract * | Area Team | Region | England |
|----------------------------------------------------------------------------------|-------------------|----------------------|------------|-----------|--------|---------|
| % of all assessments that were assess and fit appliances (case starts) | 7 | 11 | 63.6% | 44.2% | 61.5% | 57.9% |
| % of all assessments that were assess and refuse | 0 | 11 | 0.0% | 11.6% | 11.3% | 12.4% |
| % of all assessments that were assess and review | 4 | 11 | 36.4% | 44.2% | 27.3% | 29.7% |
| % of case starts with a reported IOTN of 3 and Aesthetic Component of 5 or below | 0 | 7 | N/A | 0.0% | 0.1% | 0.1% |
| % of case starts with a reported IOTN of 3 and Aesthetic Component of 6 or above | 2 | 7 | 28.6% | 2.8% | 3.5% | 4.0% |
| % of case starts with a reported IOTN of 4 | 5 | 7 | 71.4% | 82.6% | 79.4% | 78.0% |
| % of case starts with a reported IOTN of 5 | 0 | 7 | N/A | 13.5% | 16.4% | 16.6% |
| % of concluded courses in receipt of dual-arch fixed appliances | 0 | 0 | N/A | 76.1% | 76.1% | 74.0% |
| % of concluded courses where treatment was abandoned or discontinued | 0 | 0 | N/A | 8.5% | 8.6% | 8.5% |
| % of patients satisfied with the treatment they have received | 0 | 0 | N/A | 100.0% | 95.2% | 95.5% |

* Figures in italics indicate that the base number is less than 100.

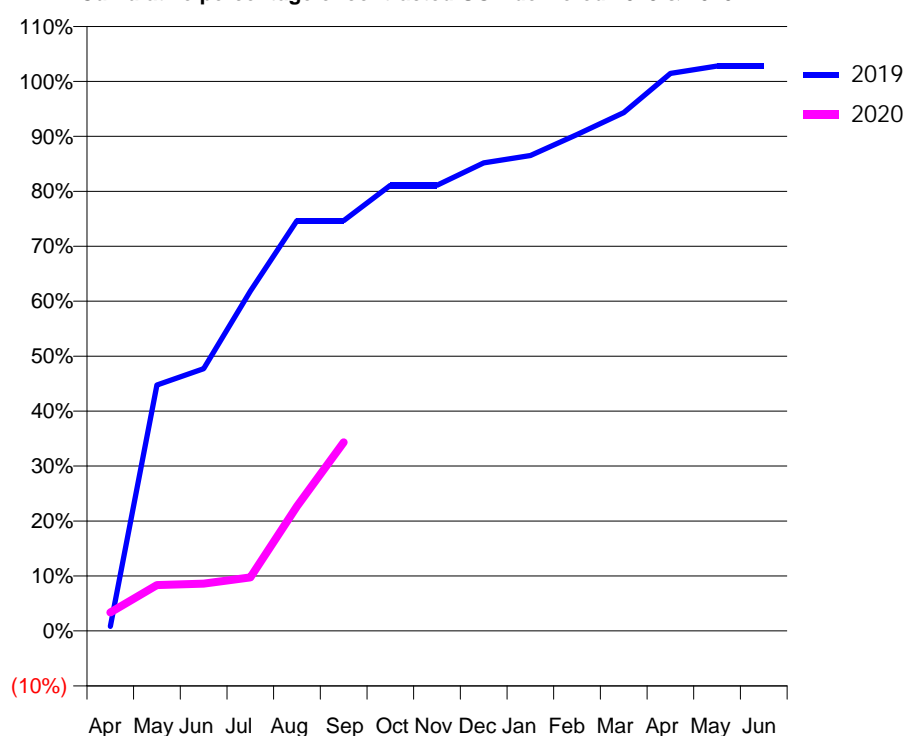
Q49 - Vital Signs Orthodontic At a Glance Contract Report for 573639/0005 - September 2019

| | | | |
|----------------------|------------------------------------|---------------------------------------------|-------------|
| Name or company name | Windmill (Heaton) Orthodontics Ltd | 19/20 Contracted general activity (UDA) | 0 |
| Contract type name | PDS Contract | Carry forward general activity (UDA) | 0 |
| Purpose of contract | Orthodontic | 19/20 Contracted orthodontic activity (UOA) | 16,923 |
| Contract start date | 01/04/2012 | Carry forward orthodontic activity (UOA) | -570 |
| Contract end date | 30/06/2020 | Baseline contract value | £963,345.87 |

| ACCESS | Contract | England and Wales |
|----------------------------------------------|----------|-------------------|
| 24 month ratio of assessments to patient IDs | 1.24 | 1.07 |

| ACTIVITY | Contract |
|-------------------------------------------------------------------------------------------|----------|
| Contract assess and fit appliances (case starts) as a percentage of Area Team case starts | 8.9 % |

Cumulative percentage of contracted UOA delivered 2019 & 2020



| Month | Adjusted Scheduled Activity (UOA) | | |
|-----------|-----------------------------------|--------|-------|
| | 2018 | 2019 | 2020 |
| April | 525 | 173 | 570 |
| May | 3,363 | 9,224 | 1,415 |
| June | 4,666 | 9,833 | 1,457 |
| July | 7,059 | 12,748 | 1,650 |
| August | 8,629 | 15,387 | 3,837 |
| September | 11,221 | 15,387 | 5,807 |
| October | 14,994 | 16,714 | |
| November | 16,101 | 16,714 | |
| December | 16,101 | 17,552 | |
| January | 16,101 | 17,826 | |
| February | 16,101 | 18,614 | |
| March | 16,762 | 19,438 | |
| April | 16,762 | 20,908 | |
| May | 16,744 | 21,181 | |
| June | 16,786 | 21,181 | |

QUANTITY METRICS (rolling 12 month period)

| | Contract Quantity | Contract Base Number | Contract * | Area Team | Region | England |
|----------------------------------------------------------------------------------|-------------------|----------------------|------------|-----------|--------|---------|
| % of all assessments that were assess and fit appliances (case starts) | 532 | 2,273 | 23.4% | 44.2% | 61.5% | 57.9% |
| % of all assessments that were assess and refuse | 360 | 2,273 | 15.8% | 11.6% | 11.3% | 12.4% |
| % of all assessments that were assess and review | 1,381 | 2,273 | 60.8% | 44.2% | 27.3% | 29.7% |
| % of case starts with a reported IOTN of 3 and Aesthetic Component of 5 or below | 0 | 532 | N/A | 0.0% | 0.1% | 0.1% |
| % of case starts with a reported IOTN of 3 and Aesthetic Component of 6 or above | 20 | 532 | 3.8% | 2.8% | 3.5% | 4.0% |
| % of case starts with a reported IOTN of 4 | 415 | 532 | 78.0% | 82.6% | 79.4% | 78.0% |
| % of case starts with a reported IOTN of 5 | 95 | 532 | 17.9% | 13.5% | 16.4% | 16.6 % |
| % of concluded courses in receipt of dual-arch fixed appliances | 560 | 1,078 | 51.9% | 76.1% | 76.1% | 74.0% |
| % of concluded courses where treatment was abandoned or discontinued | 73 | 1,078 | 6.8% | 8.5% | 8.6% | 8.5% |
| % of patients satisfied with the treatment they have received | 0 | 0 | N/A | 100.0% | 95.2% | 95.5% |

* Figures in italics indicate that the base number is less than 100.

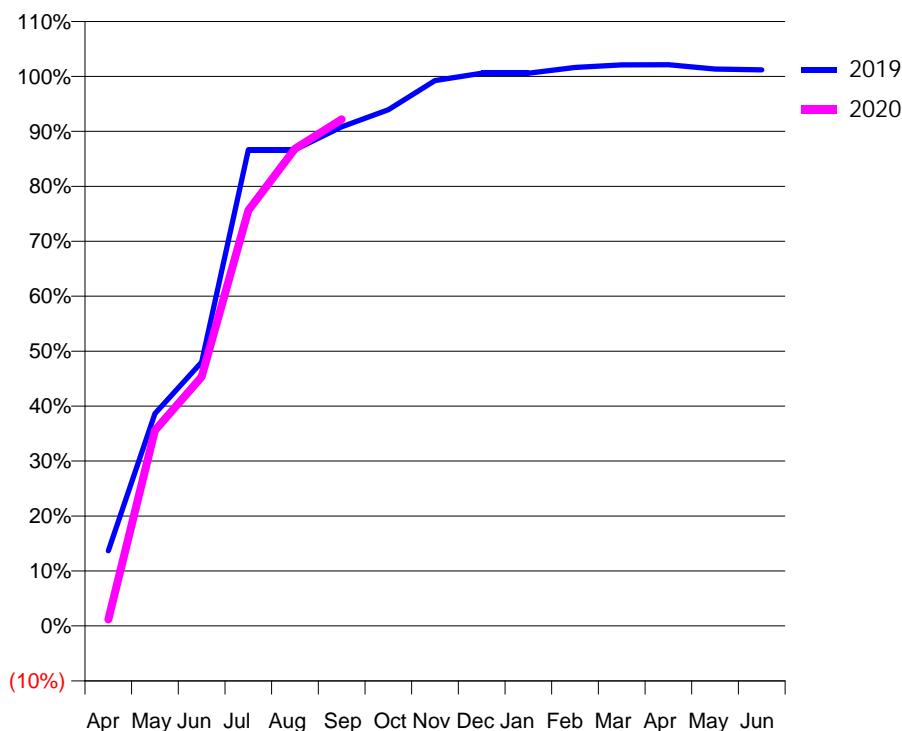
Q49 - Vital Signs Orthodontic At a Glance Contract Report for 573639/0006 - September 2019

| | | | |
|----------------------|--------------|---------------------------------------------|-------------|
| Name or company name | MR SB PABARY | 19/20 Contracted general activity (UDA) | 0 |
| Contract type name | PDS Contract | Carry forward general activity (UDA) | 0 |
| Purpose of contract | Orthodontic | 19/20 Contracted orthodontic activity (UOA) | 9,464 |
| Contract start date | 01/04/2013 | Carry forward orthodontic activity (UOA) | -111 |
| Contract end date | 30/06/2020 | Baseline contract value | £536,051.40 |

| ACCESS | Contract | England and Wales |
|----------------------------------------------|----------|-------------------|
| 24 month ratio of assessments to patient IDs | 1.14 | 1.07 |

| ACTIVITY | Contract |
|-------------------------------------------------------------------------------------------|----------|
| Contract assess and fit appliances (case starts) as a percentage of Area Team case starts | 7.3 % |

Cumulative percentage of contracted UOA delivered 2019 & 2020



| Month | Adjusted Scheduled Activity (UOA) | | |
|-----------|-----------------------------------|-------|-------|
| | 2018 | 2019 | 2020 |
| April | 1,697 | 1,294 | 111 |
| May | 4,854 | 3,657 | 3,367 |
| June | 6,821 | 4,543 | 4,292 |
| July | 8,420 | 8,199 | 7,157 |
| August | 8,875 | 8,199 | 8,218 |
| September | 8,949 | 8,595 | 8,724 |
| October | 9,065 | 8,888 | |
| November | 9,065 | 9,393 | |
| December | 9,065 | 9,519 | |
| January | 9,208 | 9,519 | |
| February | 9,318 | 9,618 | |
| March | 9,680 | 9,660 | |
| April | 9,718 | 9,665 | |
| May | 9,712 | 9,590 | |
| June | 9,711 | 9,575 | |

QUANTITY METRICS (rolling 12 month period)

| | Contract Quantity | Contract Base Number | Contract * | Area Team | Region | England |
|----------------------------------------------------------------------------------|-------------------|----------------------|------------|-----------|--------|---------|
| % of all assessments that were assess and fit appliances (case starts) | 440 | 993 | 44.3% | 44.2% | 61.5% | 57.9% |
| % of all assessments that were assess and refuse | 308 | 993 | 31.0% | 11.6% | 11.3% | 12.4% |
| % of all assessments that were assess and review | 245 | 993 | 24.7% | 44.2% | 27.3% | 29.7% |
| % of case starts with a reported IOTN of 3 and Aesthetic Component of 5 or below | 1 | 440 | 0.2% | 0.0% | 0.1% | 0.1% |
| % of case starts with a reported IOTN of 3 and Aesthetic Component of 6 or above | 26 | 440 | 5.9% | 2.8% | 3.5% | 4.0% |
| % of case starts with a reported IOTN of 4 | 316 | 440 | 71.8% | 82.6% | 79.4% | 78.0% |
| % of case starts with a reported IOTN of 5 | 94 | 440 | 21.4% | 13.5% | 16.4% | 16.6% |
| % of concluded courses in receipt of dual-arch fixed appliances | 231 | 354 | 65.3% | 76.1% | 76.1% | 74.0% |
| % of concluded courses where treatment was abandoned or discontinued | 55 | 354 | 15.5% | 8.5% | 8.6% | 8.5% |
| % of patients satisfied with the treatment they have received | 0 | 0 | N/A | 100.0% | 95.2% | 95.5% |

* Figures in italics indicate that the base number is less than 100.

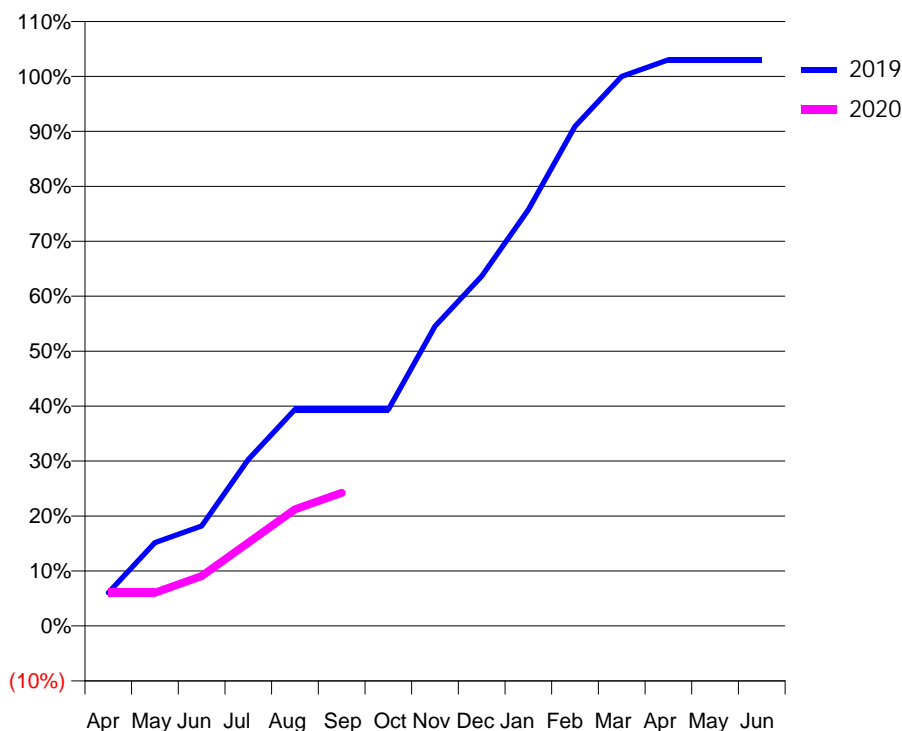
Q49 - Vital Signs Orthodontic At a Glance Contract Report for 574112/0001 - September 2019

| | | | |
|----------------------|-------------------------|---------------------------------------------|---------------|
| Name or company name | Mr D Hall | 19/20 Contracted general activity (UDA) | 40,129 |
| Contract type name | GDS Contract | Carry forward general activity (UDA) | 902 |
| Purpose of contract | General and Orthodontic | 19/20 Contracted orthodontic activity (UOA) | 33 |
| Contract start date | 01/04/2006 | Carry forward orthodontic activity (UOA) | 0 |
| Contract end date | | Baseline contract value | £1,053,916.09 |

| ACCESS | Contract | England and Wales |
|----------------------------------------------|----------|-------------------|
| 24 month ratio of assessments to patient IDs | 1.02 | 1.07 |

| ACTIVITY | Contract |
|-------------------------------------------------------------------------------------------|----------|
| Contract assess and fit appliances (case starts) as a percentage of Area Team case starts | 0.0 % |

Cumulative percentage of contracted UOA delivered 2019 & 2020



| Month | Adjusted Scheduled Activity (UOA) | | |
|-----------|-----------------------------------|------|------|
| | 2018 | 2019 | 2020 |
| April | 2 | 2 | 2 |
| May | 4 | 5 | 2 |
| June | 6 | 6 | 3 |
| July | 8 | 10 | 5 |
| August | 11 | 13 | 7 |
| September | 12 | 13 | 8 |
| October | 16 | 13 | |
| November | 17 | 18 | |
| December | 18 | 21 | |
| January | 20 | 25 | |
| February | 23 | 30 | |
| March | 27 | 33 | |
| April | 30 | 34 | |
| May | 30 | 34 | |
| June | 30 | 34 | |

QUANTITY METRICS (rolling 12 month period)

| | Contract Quantity | Contract Base Number | Contract * | Area Team | Region | England |
|----------------------------------------------------------------------------------|-------------------|----------------------|------------|-----------|--------|---------|
| % of all assessments that were assess and fit appliances (case starts) | 0 | 29 | 0.0% | 44.2% | 61.5% | 57.9% |
| % of all assessments that were assess and refuse | 0 | 29 | 0.0% | 11.6% | 11.3% | 12.4% |
| % of all assessments that were assess and review | 29 | 29 | 100.0% | 44.2% | 27.3% | 29.7% |
| % of case starts with a reported IOTN of 3 and Aesthetic Component of 5 or below | 0 | 0 | N/A | 0.0% | 0.1% | 0.1% |
| % of case starts with a reported IOTN of 3 and Aesthetic Component of 6 or above | 0 | 0 | N/A | 2.8% | 3.5% | 4.0% |
| % of case starts with a reported IOTN of 4 | 0 | 0 | N/A | 82.6% | 79.4% | 78.0% |
| % of case starts with a reported IOTN of 5 | 0 | 0 | N/A | 13.5% | 16.4% | 16.6 % |
| % of concluded courses in receipt of dual-arch fixed appliances | 0 | 0 | N/A | 76.1% | 76.1% | 74.0% |
| % of concluded courses where treatment was abandoned or discontinued | 0 | 0 | N/A | 8.5% | 8.6% | 8.5% |
| % of patients satisfied with the treatment they have received | 0 | 0 | N/A | 100.0% | 95.2% | 95.5% |

* Figures in italics indicate that the base number is less than 100.

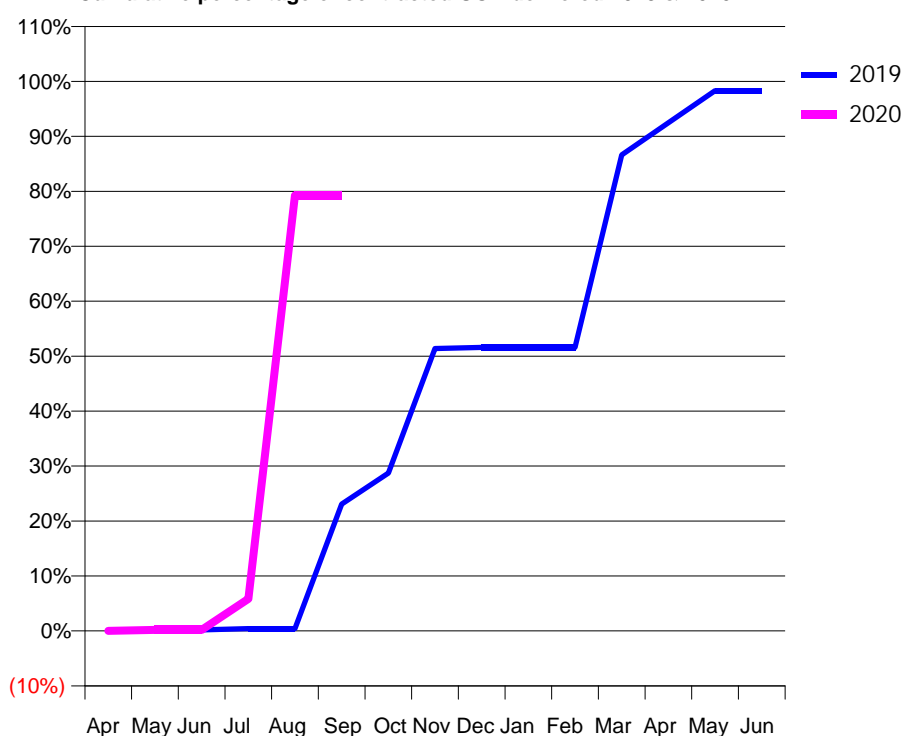
Q49 - Vital Signs Orthodontic At a Glance Contract Report for 653314/0001 - September 2019

| | | | |
|----------------------|-------------------------|---------------------------------------------|-------------|
| Name or company name | MR JN BUTTERWORTH | 19/20 Contracted general activity (UDA) | 19,662 |
| Contract type name | GDS Contract | Carry forward general activity (UDA) | 0 |
| Purpose of contract | General and Orthodontic | 19/20 Contracted orthodontic activity (UOA) | 374 |
| Contract start date | 01/04/2006 | Carry forward orthodontic activity (UOA) | 0 |
| Contract end date | | Baseline contract value | £483,506.39 |

| ACCESS | Contract | England and Wales |
|----------------------------------------------|----------|-------------------|
| 24 month ratio of assessments to patient IDs | 1.02 | 1.07 |

| ACTIVITY | Contract |
|-------------------------------------------------------------------------------------------|----------|
| Contract assess and fit appliances (case starts) as a percentage of Area Team case starts | 0.4 % |

Cumulative percentage of contracted UOA delivered 2019 & 2020



| Month | Adjusted Scheduled Activity (UOA) | | |
|-----------|-----------------------------------|------|------|
| | 2018 | 2019 | 2020 |
| April | 0 | 0 | 0 |
| May | 0 | 1 | 1 |
| June | 0 | 1 | 1 |
| July | 0 | 2 | 22 |
| August | 22 | 2 | 296 |
| September | 23 | 86 | 296 |
| October | 23 | 107 | |
| November | 25 | 192 | |
| December | 47 | 193 | |
| January | 153 | 193 | |
| February | 281 | 193 | |
| March | 367 | 324 | |
| April | 371 | 346 | |
| May | 371 | 368 | |
| June | 371 | 368 | |

QUANTITY METRICS (rolling 12 month period)

| | Contract Quantity | Contract Base Number | Contract * | Area Team | Region | England |
|----------------------------------------------------------------------------------|-------------------|----------------------|------------|-----------|--------|---------|
| % of all assessments that were assess and fit appliances (case starts) | 27 | 30 | 90.0% | 44.2% | 61.5% | 57.9% |
| % of all assessments that were assess and refuse | 1 | 30 | 3.3% | 11.6% | 11.3% | 12.4% |
| % of all assessments that were assess and review | 2 | 30 | 6.7% | 44.2% | 27.3% | 29.7% |
| % of case starts with a reported IOTN of 3 and Aesthetic Component of 5 or below | 0 | 27 | N/A | 0.0% | 0.1% | 0.1% |
| % of case starts with a reported IOTN of 3 and Aesthetic Component of 6 or above | 1 | 27 | 3.7% | 2.8% | 3.5% | 4.0% |
| % of case starts with a reported IOTN of 4 | 18 | 27 | 66.7% | 82.6% | 79.4% | 78.0% |
| % of case starts with a reported IOTN of 5 | 8 | 27 | 29.6% | 13.5% | 16.4% | 16.6 % |
| % of concluded courses in receipt of dual-arch fixed appliances | 0 | 0 | N/A | 76.1% | 76.1% | 74.0% |
| % of concluded courses where treatment was abandoned or discontinued | 0 | 0 | N/A | 8.5% | 8.6% | 8.5% |
| % of patients satisfied with the treatment they have received | 0 | 0 | N/A | 100.0% | 95.2% | 95.5% |

* Figures in italics indicate that the base number is less than 100.

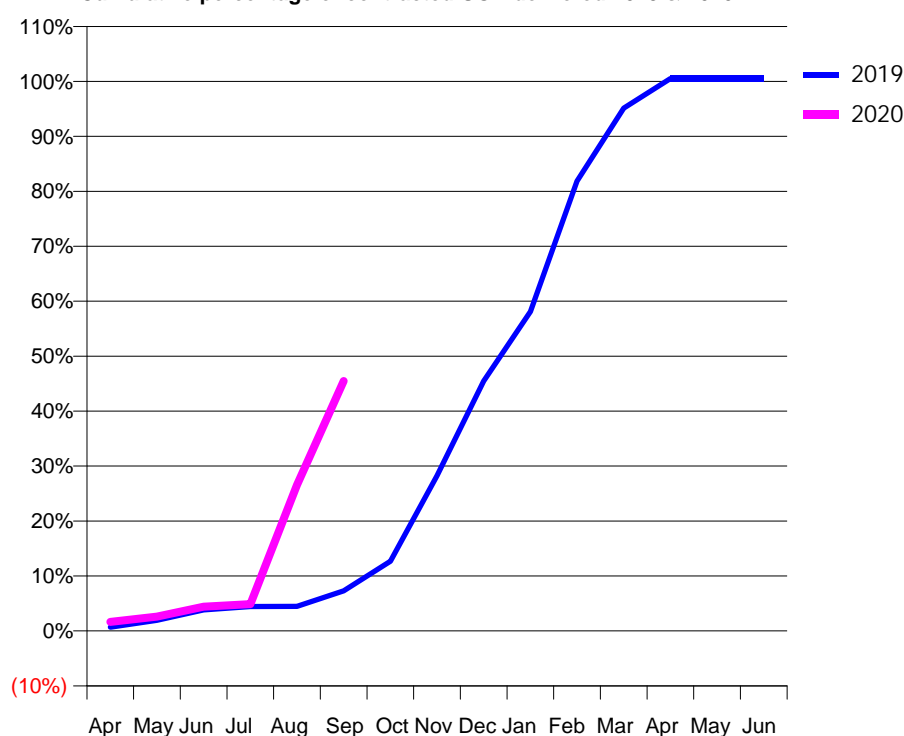
Q49 - Vital Signs Orthodontic At a Glance Contract Report for 713023/0001 - September 2019

| | | | |
|----------------------|--------------|---------------------------------------------|-------------|
| Name or company name | Mr I A Aluko | 19/20 Contracted general activity (UDA) | 0 |
| Contract type name | PDS Contract | Carry forward general activity (UDA) | 0 |
| Purpose of contract | Orthodontic | 19/20 Contracted orthodontic activity (UOA) | 4,600 |
| Contract start date | 01/07/2010 | Carry forward orthodontic activity (UOA) | -34 |
| Contract end date | 31/03/2020 | Baseline contract value | £312,766.52 |

| ACCESS | Contract | England and Wales |
|----------------------------------------------|----------|-------------------|
| 24 month ratio of assessments to patient IDs | 1.02 | 1.07 |

| ACTIVITY | Contract |
|-------------------------------------------------------------------------------------------|----------|
| Contract assess and fit appliances (case starts) as a percentage of Area Team case starts | 6.7 % |

Cumulative percentage of contracted UOA delivered 2019 & 2020



| Month | Adjusted Scheduled Activity (UOA) | | |
|-----------|-----------------------------------|-------|-------|
| | 2018 | 2019 | 2020 |
| April | -181 | 46 | 76 |
| May | 117 | 130 | 120 |
| June | 180 | 256 | 204 |
| July | 841 | 298 | 225 |
| August | 1,117 | 300 | 1,221 |
| September | 1,420 | 489 | 2,091 |
| October | 2,055 | 850 | - |
| November | 2,992 | 1,891 | - |
| December | 3,769 | 3,047 | - |
| January | 3,986 | 3,893 | - |
| February | 4,221 | 5,483 | - |
| March | 4,411 | 6,372 | - |
| April | 4,603 | 6,735 | - |
| May | 4,603 | 6,734 | - |
| June | 4,626 | 6,734 | - |

QUANTITY METRICS (rolling 12 month period)

| | Contract Quantity | Contract Base Number | Contract * | Area Team | Region | England |
|----------------------------------------------------------------------------------|-------------------|----------------------|------------|-----------|--------|---------|
| % of all assessments that were assess and fit appliances (case starts) | 400 | 437 | 91.5% | 44.2% | 61.5% | 57.9% |
| % of all assessments that were assess and refuse | 18 | 437 | 4.1% | 11.6% | 11.3% | 12.4% |
| % of all assessments that were assess and review | 19 | 437 | 4.3% | 44.2% | 27.3% | 29.7% |
| % of case starts with a reported IOTN of 3 and Aesthetic Component of 5 or below | 0 | 400 | N/A | 0.0% | 0.1% | 0.1% |
| % of case starts with a reported IOTN of 3 and Aesthetic Component of 6 or above | 12 | 400 | 3.0% | 2.8% | 3.5% | 4.0% |
| % of case starts with a reported IOTN of 4 | 342 | 400 | 85.5% | 82.6% | 79.4% | 78.0% |
| % of case starts with a reported IOTN of 5 | 46 | 400 | 11.5% | 13.5% | 16.4% | 16.6 % |
| % of concluded courses in receipt of dual-arch fixed appliances | 76 | 229 | 33.2% | 76.1% | 76.1% | 74.0% |
| % of concluded courses where treatment was abandoned or discontinued | 35 | 229 | 15.3% | 8.5% | 8.6% | 8.5% |
| % of patients satisfied with the treatment they have received | 2 | 2 | 100.0% | 100.0% | 95.2% | 95.5% |

* Figures in italics indicate that the base number is less than 100.

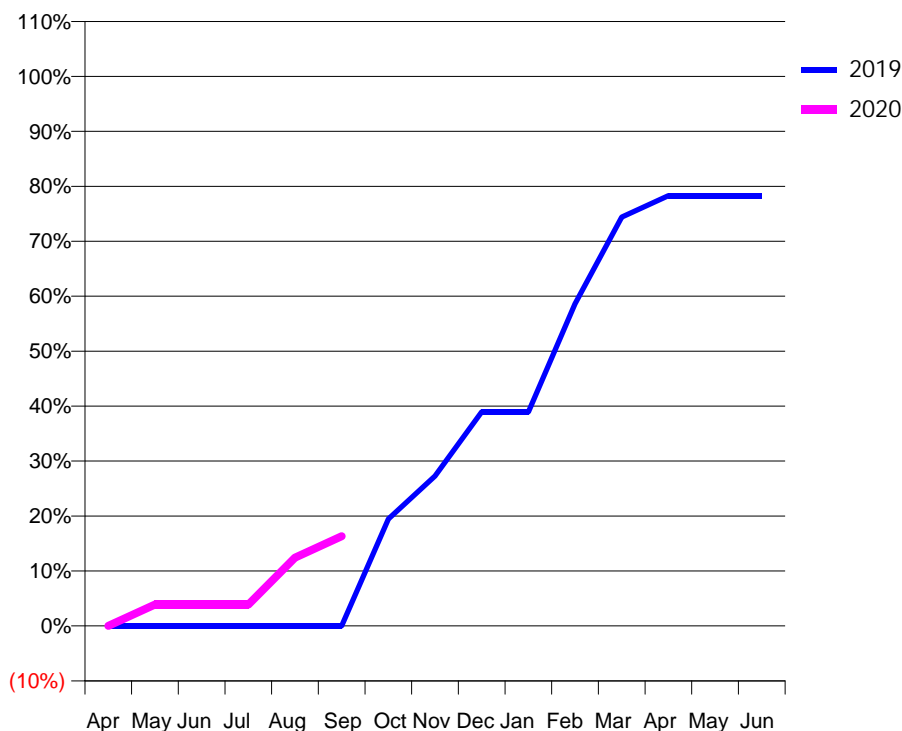
Q49 - Vital Signs Orthodontic At a Glance Contract Report for 729566/0001 - September 2019

| | | | |
|----------------------|-------------------------|---------------------------------------------|-------------|
| Name or company name | Mr A J Dixon | 19/20 Contracted general activity (UDA) | 8,408 |
| Contract type name | GDS Contract | Carry forward general activity (UDA) | 0 |
| Purpose of contract | General and Orthodontic | 19/20 Contracted orthodontic activity (UOA) | 539 |
| Contract start date | 01/04/2006 | Carry forward orthodontic activity (UOA) | 0 |
| Contract end date | | Baseline contract value | £248,303.14 |

| ACCESS | Contract | England and Wales |
|----------------------------------------------|----------|-------------------|
| 24 month ratio of assessments to patient IDs | 1.03 | 1.07 |

| ACTIVITY | Contract |
|-------------------------------------------------------------------------------------------|----------|
| Contract assess and fit appliances (case starts) as a percentage of Area Team case starts | 0.4 % |

Cumulative percentage of contracted UOA delivered 2019 & 2020



| Month | Adjusted Scheduled Activity (UOA) | | |
|-----------|-----------------------------------|------|------|
| | 2018 | 2019 | 2020 |
| April | 0 | 0 | 0 |
| May | 0 | 0 | 21 |
| June | 0 | 0 | 21 |
| July | 21 | 0 | 21 |
| August | 21 | 0 | 67 |
| September | 21 | 0 | 88 |
| October | 21 | 105 | |
| November | 21 | 147 | |
| December | 21 | 210 | |
| January | 21 | 210 | |
| February | 21 | 316 | |
| March | 21 | 401 | |
| April | 216 | 422 | |
| May | 216 | 422 | |
| June | 216 | 422 | |

QUANTITY METRICS (rolling 12 month period)

| | Contract Quantity | Contract Base Number | Contract * | Area Team | Region | England |
|----------------------------------------------------------------------------------|-------------------|----------------------|------------|-----------|--------|---------|
| % of all assessments that were assess and fit appliances (case starts) | 25 | 27 | 92.6% | 44.2% | 61.5% | 57.9% |
| % of all assessments that were assess and refuse | 1 | 27 | 3.7% | 11.6% | 11.3% | 12.4% |
| % of all assessments that were assess and review | 1 | 27 | 3.7% | 44.2% | 27.3% | 29.7% |
| % of case starts with a reported IOTN of 3 and Aesthetic Component of 5 or below | 0 | 25 | N/A | 0.0% | 0.1% | 0.1% |
| % of case starts with a reported IOTN of 3 and Aesthetic Component of 6 or above | 2 | 25 | 8.0% | 2.8% | 3.5% | 4.0% |
| % of case starts with a reported IOTN of 4 | 23 | 25 | 92.0% | 82.6% | 79.4% | 78.0% |
| % of case starts with a reported IOTN of 5 | 0 | 25 | N/A | 13.5% | 16.4% | 16.6 % |
| % of concluded courses in receipt of dual-arch fixed appliances | 0 | 17 | N/A | 76.1% | 76.1% | 74.0% |
| % of concluded courses where treatment was abandoned or discontinued | 1 | 17 | 5.9% | 8.5% | 8.6% | 8.5% |
| % of patients satisfied with the treatment they have received | 1 | 1 | 100.0% | 100.0% | 95.2% | 95.5% |

* Figures in italics indicate that the base number is less than 100.

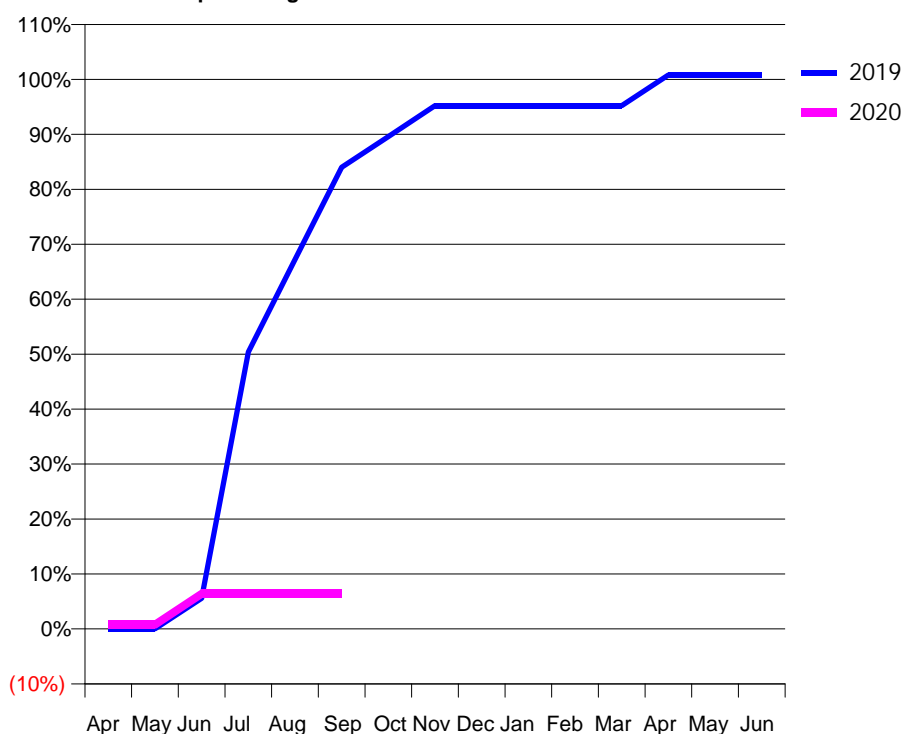
Q49 - Vital Signs Orthodontic At a Glance Contract Report for 784540/0001 - September 2019

| | | | |
|----------------------|-------------------------|---------------------------------------------|-------------|
| Name or company name | JL and VA Gamon | 19/20 Contracted general activity (UDA) | 13,247 |
| Contract type name | GDS Contract | Carry forward general activity (UDA) | -11 |
| Purpose of contract | General and Orthodontic | 19/20 Contracted orthodontic activity (UOA) | 375 |
| Contract start date | 12/04/2009 | Carry forward orthodontic activity (UOA) | -3 |
| Contract end date | | Baseline contract value | £327,625.08 |

| ACCESS | Contract | England and Wales |
|----------------------------------------------|----------|-------------------|
| 24 month ratio of assessments to patient IDs | 1.00 | 1.07 |

| ACTIVITY | Contract |
|-------------------------------------------------------------------------------------------|----------|
| Contract assess and fit appliances (case starts) as a percentage of Area Team case starts | 0.1 % |

Cumulative percentage of contracted UOA delivered 2019 & 2020



| Month | Adjusted Scheduled Activity (UOA) | | |
|-----------|-----------------------------------|------|------|
| | 2018 | 2019 | 2020 |
| April | 42 | 0 | 3 |
| May | 189 | 0 | 3 |
| June | 233 | 21 | 24 |
| July | 318 | 189 | 24 |
| August | 318 | 252 | 24 |
| September | 360 | 315 | 24 |
| October | 360 | 336 | |
| November | 360 | 357 | |
| December | 360 | 357 | |
| January | 360 | 357 | |
| February | 360 | 357 | |
| March | 381 | 357 | |
| April | 381 | 378 | |
| May | 381 | 378 | |
| June | 381 | 378 | |

QUANTITY METRICS (rolling 12 month period)

| | Contract Quantity | Contract Base Number | Contract * | Area Team | Region | England |
|----------------------------------------------------------------------------------|-------------------|----------------------|------------|-----------|--------|---------|
| % of all assessments that were assess and fit appliances (case starts) | 4 | 4 | 100.0% | 44.2% | 61.5% | 57.9% |
| % of all assessments that were assess and refuse | 0 | 4 | 0.0% | 11.6% | 11.3% | 12.4% |
| % of all assessments that were assess and review | 0 | 4 | 0.0% | 44.2% | 27.3% | 29.7% |
| % of case starts with a reported IOTN of 3 and Aesthetic Component of 5 or below | 0 | 4 | N/A | 0.0% | 0.1% | 0.1% |
| % of case starts with a reported IOTN of 3 and Aesthetic Component of 6 or above | 0 | 4 | N/A | 2.8% | 3.5% | 4.0% |
| % of case starts with a reported IOTN of 4 | 4 | 4 | 100.0% | 82.6% | 79.4% | 78.0% |
| % of case starts with a reported IOTN of 5 | 0 | 4 | N/A | 13.5% | 16.4% | 16.6% |
| % of concluded courses in receipt of dual-arch fixed appliances | 18 | 19 | 94.7% | 76.1% | 76.1% | 74.0% |
| % of concluded courses where treatment was abandoned or discontinued | 1 | 19 | 5.3% | 8.5% | 8.6% | 8.5% |
| % of patients satisfied with the treatment they have received | 0 | 0 | N/A | 100.0% | 95.2% | 95.5% |

* Figures in italics indicate that the base number is less than 100.

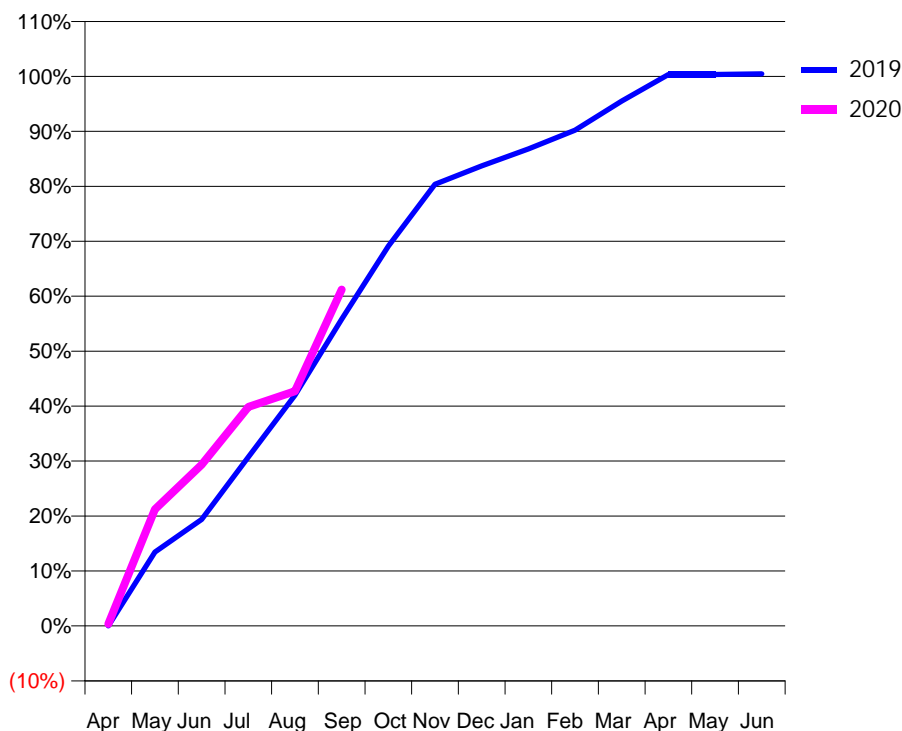
Q49 - Vital Signs Orthodontic At a Glance Contract Report for 914797/0001 - September 2019

| | | | |
|----------------------|-------------------------|---------------------------------------------|------------|
| Name or company name | MR RJ PARKER | 19/20 Contracted general activity (UDA) | 300 |
| Contract type name | GDS Contract | Carry forward general activity (UDA) | -2 |
| Purpose of contract | General and Orthodontic | 19/20 Contracted orthodontic activity (UOA) | 810 |
| Contract start date | 01/04/2006 | Carry forward orthodontic activity (UOA) | -3 |
| Contract end date | | Baseline contract value | £61,284.46 |

| ACCESS | Contract | England and Wales |
|----------------------------------------------|----------|-------------------|
| 24 month ratio of assessments to patient IDs | 1.18 | 1.07 |

| ACTIVITY | Contract |
|-------------------------------------------------------------------------------------------|----------|
| Contract assess and fit appliances (case starts) as a percentage of Area Team case starts | 0.7 % |

Cumulative percentage of contracted UOA delivered 2019 & 2020



| Month | Adjusted Scheduled Activity (UOA) | | |
|-----------|-----------------------------------|------|------|
| | 2018 | 2019 | 2020 |
| April | 0 | 0 | 3 |
| May | 25 | 109 | 172 |
| June | 163 | 157 | 238 |
| July | 232 | 249 | 323 |
| August | 243 | 340 | 346 |
| September | 319 | 452 | 496 |
| October | 392 | 560 | |
| November | 568 | 651 | |
| December | 568 | 678 | |
| January | 616 | 703 | |
| February | 711 | 731 | |
| March | 719 | 774 | |
| April | 811 | 813 | |
| May | 811 | 813 | |
| June | 811 | 814 | |

QUANTITY METRICS (rolling 12 month period)

| | Contract Quantity | Contract Base Number | Contract * | Area Team | Region | England |
|----------------------------------------------------------------------------------|-------------------|----------------------|------------|-----------|--------|---------|
| % of all assessments that were assess and fit appliances (case starts) | 43 | 97 | 44.3% | 44.2% | 61.5% | 57.9% |
| % of all assessments that were assess and refuse | 11 | 97 | 11.3% | 11.6% | 11.3% | 12.4% |
| % of all assessments that were assess and review | 43 | 97 | 44.3% | 44.2% | 27.3% | 29.7% |
| % of case starts with a reported IOTN of 3 and Aesthetic Component of 5 or below | 0 | 43 | <i>N/A</i> | 0.0% | 0.1% | 0.1% |
| % of case starts with a reported IOTN of 3 and Aesthetic Component of 6 or above | 0 | 43 | <i>N/A</i> | 2.8% | 3.5% | 4.0% |
| % of case starts with a reported IOTN of 4 | 40 | 43 | 93.0% | 82.6% | 79.4% | 78.0% |
| % of case starts with a reported IOTN of 5 | 3 | 43 | 7.0% | 13.5% | 16.4% | 16.6% |
| % of concluded courses in receipt of dual-arch fixed appliances | 21 | 42 | 50.0% | 76.1% | 76.1% | 74.0% |
| % of concluded courses where treatment was abandoned or discontinued | 20 | 42 | 47.6% | 8.5% | 8.6% | 8.5% |
| % of patients satisfied with the treatment they have received | 1 | 1 | 100.0% | 100.0% | 95.2% | 95.5% |

* Figures in italics indicate that the base number is less than 100.

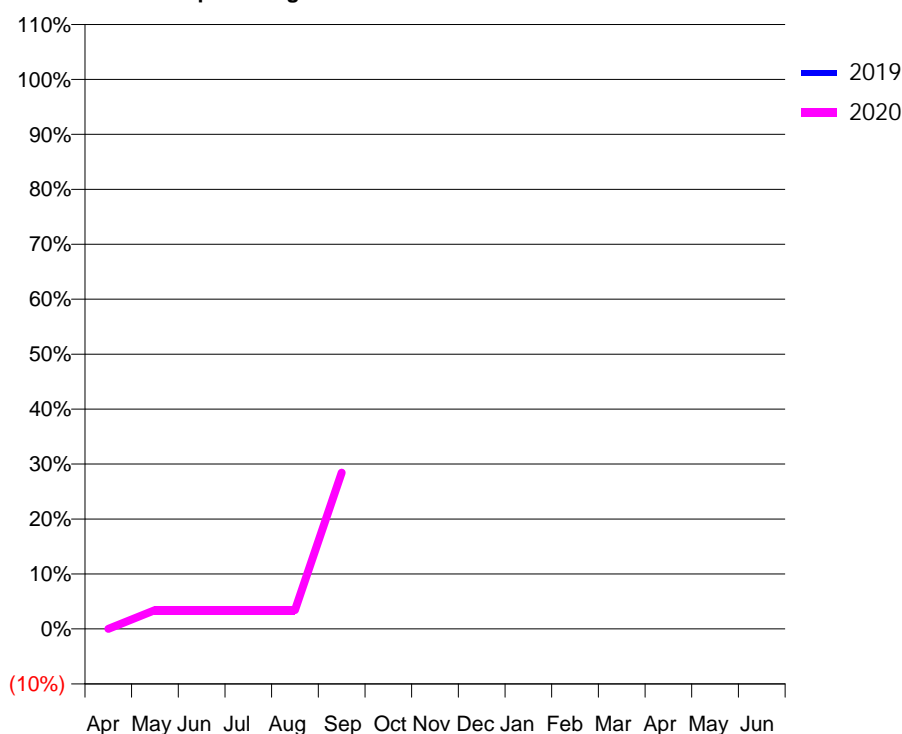
Q50 - Vital Signs Orthodontic At a Glance Contract Report for 100489/0000 - September 2019

| | | | |
|----------------------|----------------------------------|---------------------------------------------|------------|
| Name or company name | Mr K Dobbs (NLAG Ortho Patients) | 19/20 Contracted general activity (UDA) | 0 |
| Contract type name | PDS Contract | Carry forward general activity (UDA) | 0 |
| Purpose of contract | Orthodontic | 19/20 Contracted orthodontic activity (UOA) | 1,312 |
| Contract start date | 01/07/2017 | Carry forward orthodontic activity (UOA) | 0 |
| Contract end date | 31/03/2020 | Baseline contract value | £75,000.00 |

| ACCESS | Contract | England and Wales |
|----------------------------------------------|----------|-------------------|
| 24 month ratio of assessments to patient IDs | 1.21 | 1.07 |

| ACTIVITY | Contract |
|-------------------------------------------------------------------------------------------|----------|
| Contract assess and fit appliances (case starts) as a percentage of Area Team case starts | 1.1 % |

Cumulative percentage of contracted UOA delivered 2019 & 2020



| Month | Adjusted Scheduled Activity (UOA) | | |
|-----------|-----------------------------------|-------|------|
| | 2018 | 2019 | 2020 |
| April | 0 | 0 | 0 |
| May | 0 | 128 | 45 |
| June | 0 | 128 | 45 |
| July | 0 | 329 | 45 |
| August | 0 | 329 | 45 |
| September | 0 | 670 | 373 |
| October | 767 | 735 | |
| November | 1,872 | 802 | |
| December | 2,308 | 802 | |
| January | 2,308 | 802 | |
| February | 2,711 | 802 | |
| March | 2,931 | 1,400 | |
| April | 3,091 | 1,400 | |
| May | 3,093 | 1,617 | |
| June | 3,093 | 1,617 | |

QUANTITY METRICS (rolling 12 month period)

| | Contract Quantity | Contract Base Number | Contract * | Area Team | Region | England |
|----------------------------------------------------------------------------------|-------------------|----------------------|------------|-----------|--------|---------|
| % of all assessments that were assess and fit appliances (case starts) | 61 | 93 | 65.6% | 62.9% | 61.5% | 57.9% |
| % of all assessments that were assess and refuse | 0 | 93 | 0.0% | 12.2% | 11.3% | 12.4% |
| % of all assessments that were assess and review | 32 | 93 | 34.4% | 24.9% | 27.3% | 29.7% |
| % of case starts with a reported IOTN of 3 and Aesthetic Component of 5 or below | 0 | 61 | N/A | 0.2% | 0.1% | 0.1% |
| % of case starts with a reported IOTN of 3 and Aesthetic Component of 6 or above | 3 | 61 | 4.9% | 2.8% | 3.5% | 4.0% |
| % of case starts with a reported IOTN of 4 | 41 | 61 | 67.2% | 79.5% | 79.4% | 78.0% |
| % of case starts with a reported IOTN of 5 | 17 | 61 | 27.9% | 16.2% | 16.4% | 16.6% |
| % of concluded courses in receipt of dual-arch fixed appliances | 36 | 74 | 48.6% | 79.6% | 76.1% | 74.0% |
| % of concluded courses where treatment was abandoned or discontinued | 27 | 74 | 36.5% | 10.8% | 8.6% | 8.5% |
| % of patients satisfied with the treatment they have received | 0 | 1 | 0.0% | 80.0% | 95.2% | 95.5% |

* Figures in italics indicate that the base number is less than 100.

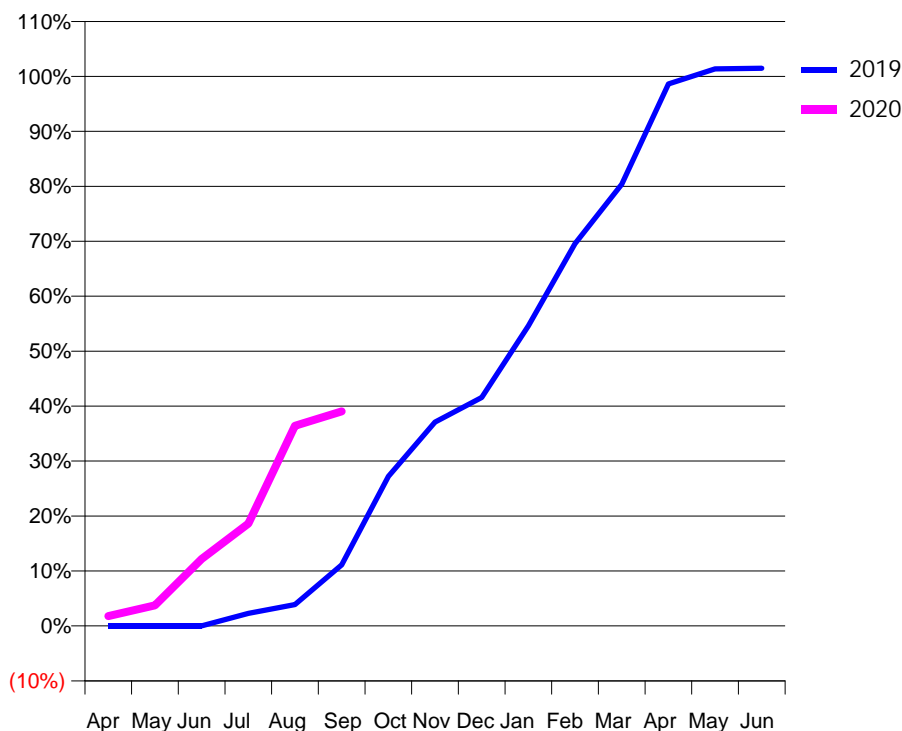
Q50 - Vital Signs Orthodontic At a Glance Contract Report for 100695/0000 - September 2019

| | | | |
|----------------------|------------------------|---------------------------------------------|-------------|
| Name or company name | The Forum Practice Ltd | 19/20 Contracted general activity (UDA) | 0 |
| Contract type name | PDS Contract | Carry forward general activity (UDA) | 0 |
| Purpose of contract | Orthodontic | 19/20 Contracted orthodontic activity (UOA) | 7,612 |
| Contract start date | 01/04/2018 | Carry forward orthodontic activity (UOA) | -93 |
| Contract end date | 31/03/2020 | Baseline contract value | £439,282.50 |

| ACCESS | Contract | England and Wales |
|----------------------------------------------|----------|-------------------|
| 24 month ratio of assessments to patient IDs | 1.11 | 1.07 |

| ACTIVITY | Contract |
|-------------------------------------------------------------------------------------------|----------|
| Contract assess and fit appliances (case starts) as a percentage of Area Team case starts | 7.0 % |

Cumulative percentage of contracted UOA delivered 2019 & 2020



| Month | Adjusted Scheduled Activity (UOA) | | |
|-----------|-----------------------------------|-------|-------|
| | 2018 | 2019 | 2020 |
| April | 0 | 0 | 135 |
| May | 0 | 0 | 286 |
| June | 0 | 0 | 928 |
| July | 0 | 144 | 1,418 |
| August | 0 | 245 | 2,771 |
| September | 0 | 700 | 2,972 |
| October | 0 | 1,715 | |
| November | 0 | 2,337 | |
| December | 0 | 2,620 | |
| January | 0 | 3,440 | |
| February | 0 | 4,382 | |
| March | 0 | 5,062 | |
| April | 0 | 6,214 | |
| May | 0 | 6,385 | |
| June | 0 | 6,393 | |

QUANTITY METRICS (rolling 12 month period)

| | Contract Quantity | Contract Base Number | Contract * | Area Team | Region | England |
|----------------------------------------------------------------------------------|-------------------|----------------------|------------|-----------|--------|---------|
| % of all assessments that were assess and fit appliances (case starts) | 400 | 715 | 55.9% | 62.9% | 61.5% | 57.9% |
| % of all assessments that were assess and refuse | 76 | 715 | 10.6% | 12.2% | 11.3% | 12.4% |
| % of all assessments that were assess and review | 239 | 715 | 33.4% | 24.9% | 27.3% | 29.7% |
| % of case starts with a reported IOTN of 3 and Aesthetic Component of 5 or below | 0 | 400 | N/A | 0.2% | 0.1% | 0.1% |
| % of case starts with a reported IOTN of 3 and Aesthetic Component of 6 or above | 0 | 400 | N/A | 2.8% | 3.5% | 4.0% |
| % of case starts with a reported IOTN of 4 | 372 | 400 | 93.0% | 79.5% | 79.4% | 78.0% |
| % of case starts with a reported IOTN of 5 | 27 | 400 | 6.8% | 16.2% | 16.4% | 16.6% |
| % of concluded courses in receipt of dual-arch fixed appliances | 13 | 30 | 43.3% | 79.6% | 76.1% | 74.0% |
| % of concluded courses where treatment was abandoned or discontinued | 7 | 30 | 23.3% | 10.8% | 8.6% | 8.5% |
| % of patients satisfied with the treatment they have received | 0 | 1 | 0.0% | 80.0% | 95.2% | 95.5% |

* Figures in italics indicate that the base number is less than 100.

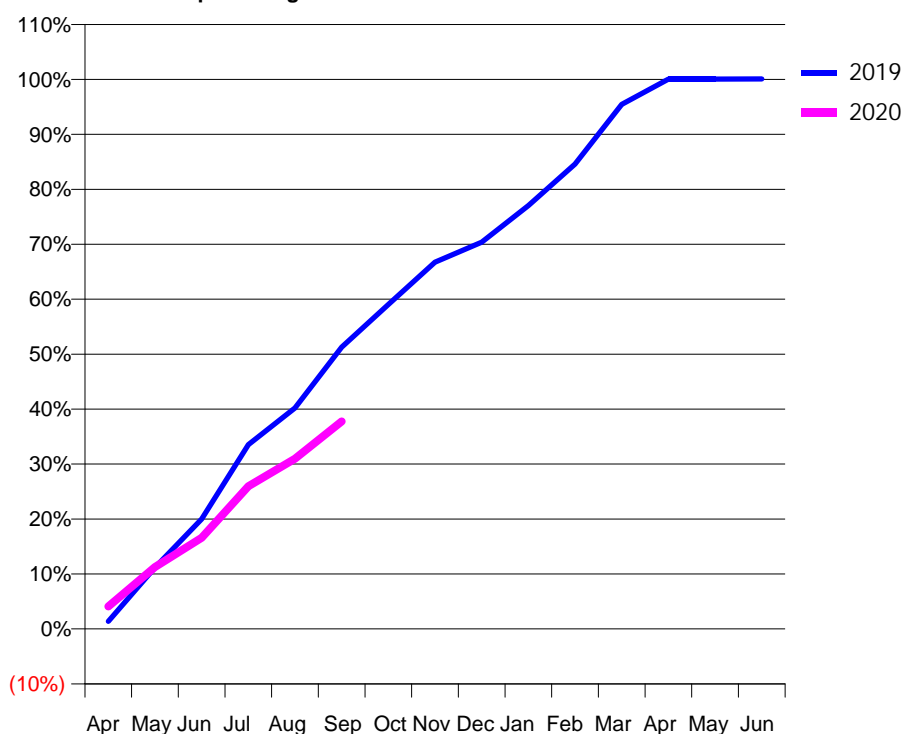
Q50 - Vital Signs Orthodontic At a Glance Contract Report for 101974/0001 - September 2019

| | | | |
|----------------------|----------------------------------|---------------------------------------------|-------------|
| Name or company name | SMILE ORTHODONTICS YORKSHIRE LLP | 19/20 Contracted general activity (UDA) | 0 |
| Contract type name | PDS Contract | Carry forward general activity (UDA) | 0 |
| Purpose of contract | Orthodontic | 19/20 Contracted orthodontic activity (UOA) | 13,002 |
| Contract start date | 01/04/2012 | Carry forward orthodontic activity (UOA) | -8 |
| Contract end date | 31/03/2020 | Baseline contract value | £754,387.49 |

| ACCESS | Contract | England and Wales |
|----------------------------------------------|----------|-------------------|
| 24 month ratio of assessments to patient IDs | 1.10 | 1.07 |

| ACTIVITY | Contract |
|-------------------------------------------------------------------------------------------|----------|
| Contract assess and fit appliances (case starts) as a percentage of Area Team case starts | 9.1 % |

Cumulative percentage of contracted UOA delivered 2019 & 2020



| Month | Adjusted Scheduled Activity (UOA) | | |
|-----------|-----------------------------------|--------|-------|
| | 2018 | 2019 | 2020 |
| April | 239 | 182 | 533 |
| May | 960 | 1,454 | 1,466 |
| June | 1,702 | 2,597 | 2,157 |
| July | 3,041 | 4,361 | 3,378 |
| August | 3,575 | 5,226 | 4,029 |
| September | 6,354 | 6,665 | 4,907 |
| October | 7,447 | 7,678 | |
| November | 8,813 | 8,676 | |
| December | 9,820 | 9,153 | |
| January | 10,677 | 10,017 | |
| February | 11,962 | 10,996 | |
| March | 12,947 | 12,411 | |
| April | 13,054 | 13,006 | |
| May | 13,056 | 13,008 | |
| June | 13,057 | 13,010 | |

QUANTITY METRICS (rolling 12 month period)

| | Contract Quantity | Contract Base Number | Contract * | Area Team | Region | England |
|----------------------------------------------------------------------------------|-------------------|----------------------|------------|-----------|--------|---------|
| % of all assessments that were assess and fit appliances (case starts) | 519 | 978 | 53.1% | 62.9% | 61.5% | 57.9% |
| % of all assessments that were assess and refuse | 89 | 978 | 9.1% | 12.2% | 11.3% | 12.4% |
| % of all assessments that were assess and review | 370 | 978 | 37.8% | 24.9% | 27.3% | 29.7% |
| % of case starts with a reported IOTN of 3 and Aesthetic Component of 5 or below | 0 | 519 | N/A | 0.2% | 0.1% | 0.1% |
| % of case starts with a reported IOTN of 3 and Aesthetic Component of 6 or above | 4 | 519 | 0.8% | 2.8% | 3.5% | 4.0% |
| % of case starts with a reported IOTN of 4 | 429 | 519 | 82.7% | 79.5% | 79.4% | 78.0% |
| % of case starts with a reported IOTN of 5 | 86 | 519 | 16.6% | 16.2% | 16.4% | 16.6 % |
| % of concluded courses in receipt of dual-arch fixed appliances | 474 | 605 | 78.3% | 79.6% | 76.1% | 74.0% |
| % of concluded courses where treatment was abandoned or discontinued | 116 | 605 | 19.2% | 10.8% | 8.6% | 8.5% |
| % of patients satisfied with the treatment they have received | 0 | 0 | N/A | 80.0% | 95.2% | 95.5% |

* Figures in italics indicate that the base number is less than 100.

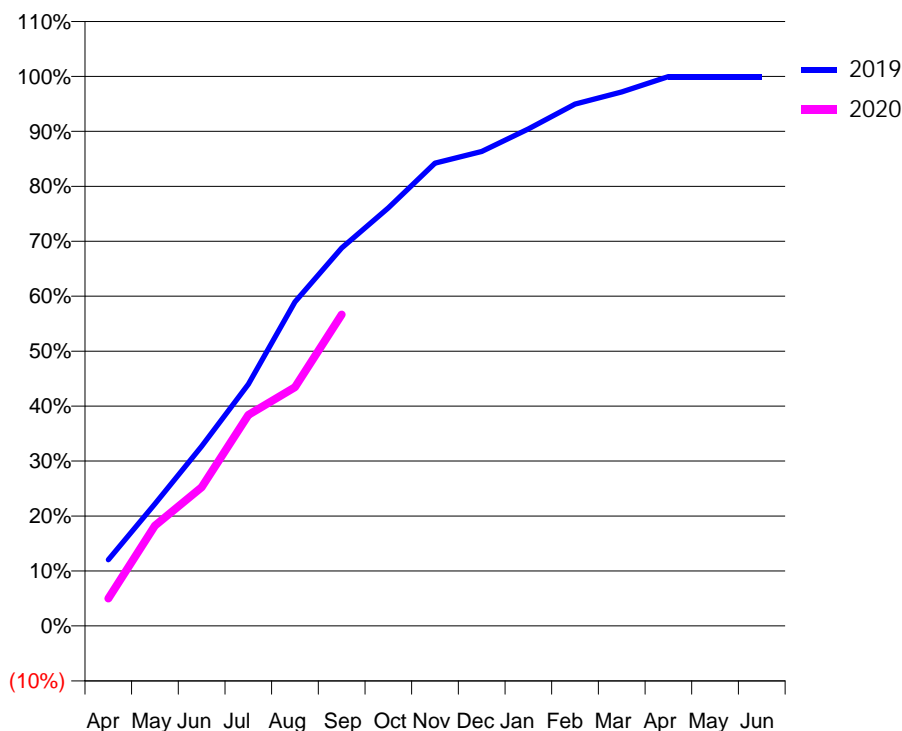
Q50 - Vital Signs Orthodontic At a Glance Contract Report for 102741/0001 - September 2019

| | | | |
|----------------------|-------------------|---------------------------------------------|-------------|
| Name or company name | Orthokind Limited | 19/20 Contracted general activity (UDA) | 0 |
| Contract type name | PDS Contract | Carry forward general activity (UDA) | 0 |
| Purpose of contract | Orthodontic | 19/20 Contracted orthodontic activity (UOA) | 7,500 |
| Contract start date | 21/10/2010 | Carry forward orthodontic activity (UOA) | 2 |
| Contract end date | 31/03/2020 | Baseline contract value | £435,156.60 |

| ACCESS | Contract | England and Wales |
|----------------------------------------------|----------|-------------------|
| 24 month ratio of assessments to patient IDs | 1.00 | 1.07 |

| ACTIVITY | Contract |
|-------------------------------------------------------------------------------------------|----------|
| Contract assess and fit appliances (case starts) as a percentage of Area Team case starts | 5.5 % |

Cumulative percentage of contracted UOA delivered 2019 & 2020



| Month | Adjusted Scheduled Activity (UOA) | | |
|-----------|-----------------------------------|-------|-------|
| | 2018 | 2019 | 2020 |
| April | 953 | 904 | 376 |
| May | 1,908 | 1,666 | 1,368 |
| June | 2,550 | 2,452 | 1,893 |
| July | 3,299 | 3,298 | 2,880 |
| August | 4,595 | 4,421 | 3,258 |
| September | 5,108 | 5,159 | 4,249 |
| October | 6,039 | 5,707 | |
| November | 7,304 | 6,316 | |
| December | 7,327 | 6,475 | |
| January | 7,327 | 6,782 | |
| February | 7,327 | 7,120 | |
| March | 7,540 | 7,288 | |
| April | 7,582 | 7,498 | |
| May | 7,582 | 7,498 | |
| June | 7,582 | 7,498 | |

QUANTITY METRICS (rolling 12 month period)

| | Contract Quantity | Contract Base Number | Contract * | Area Team | Region | England |
|----------------------------------------------------------------------------------|-------------------|----------------------|------------|-----------|--------|---------|
| % of all assessments that were assess and fit appliances (case starts) | 312 | 367 | 85.0% | 62.9% | 61.5% | 57.9% |
| % of all assessments that were assess and refuse | 42 | 367 | 11.4% | 12.2% | 11.3% | 12.4% |
| % of all assessments that were assess and review | 13 | 367 | 3.5% | 24.9% | 27.3% | 29.7% |
| % of case starts with a reported IOTN of 3 and Aesthetic Component of 5 or below | 1 | 312 | 0.3% | 0.2% | 0.1% | 0.1% |
| % of case starts with a reported IOTN of 3 and Aesthetic Component of 6 or above | 15 | 312 | 4.8% | 2.8% | 3.5% | 4.0% |
| % of case starts with a reported IOTN of 4 | 234 | 312 | 75.0% | 79.5% | 79.4% | 78.0% |
| % of case starts with a reported IOTN of 5 | 59 | 312 | 18.9% | 16.2% | 16.4% | 16.6 % |
| % of concluded courses in receipt of dual-arch fixed appliances | 456 | 505 | 90.3% | 79.6% | 76.1% | 74.0% |
| % of concluded courses where treatment was abandoned or discontinued | 30 | 505 | 5.9% | 10.8% | 8.6% | 8.5% |
| % of patients satisfied with the treatment they have received | 4 | 4 | 100.0% | 80.0% | 95.2% | 95.5% |

* Figures in italics indicate that the base number is less than 100.

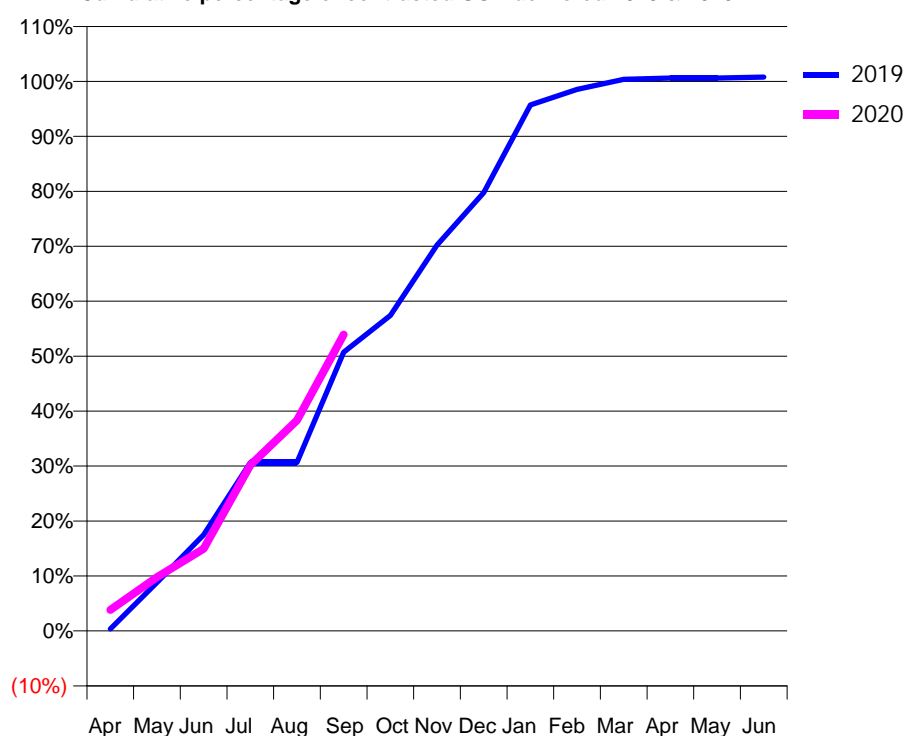
Q50 - Vital Signs Orthodontic At a Glance Contract Report for 106003/0001 - September 2019

| | | | |
|----------------------|-----------------------------------------|---------------------------------------------|-------------|
| Name or company name | Orthodontic Centre (UK) Limited Company | 19/20 Contracted general activity (UDA) | 0 |
| Contract type name | PDS Contract | Carry forward general activity (UDA) | 0 |
| Purpose of contract | Orthodontic | 19/20 Contracted orthodontic activity (UOA) | 12,421 |
| Contract start date | 01/04/2012 | Carry forward orthodontic activity (UOA) | -96 |
| Contract end date | 31/08/2020 | Baseline contract value | £699,360.30 |

| ACCESS | Contract | England and Wales |
|----------------------------------------------|----------|-------------------|
| 24 month ratio of assessments to patient IDs | 1.07 | 1.07 |

| ACTIVITY | Contract |
|-------------------------------------------------------------------------------------------|----------|
| Contract assess and fit appliances (case starts) as a percentage of Area Team case starts | 10.4 % |

Cumulative percentage of contracted UOA delivered 2019 & 2020



| Month | Adjusted Scheduled Activity (UOA) | | |
|-----------|-----------------------------------|--------|-------|
| | 2018 | 2019 | 2020 |
| April | 341 | 48 | 478 |
| May | 1,407 | 1,096 | 1,213 |
| June | 1,407 | 2,172 | 1,859 |
| July | 2,978 | 3,807 | 3,749 |
| August | 4,862 | 3,807 | 4,759 |
| September | 6,425 | 6,299 | 6,697 |
| October | 7,208 | 7,130 | |
| November | 8,776 | 8,719 | |
| December | 9,890 | 9,906 | |
| January | 10,542 | 11,891 | |
| February | 10,974 | 12,239 | |
| March | 11,834 | 12,467 | |
| April | 12,398 | 12,496 | |
| May | 12,469 | 12,496 | |
| June | 12,469 | 12,517 | |

QUANTITY METRICS (rolling 12 month period)

| | Contract Quantity | Contract Base Number | Contract * | Area Team | Region | England |
|----------------------------------------------------------------------------------|-------------------|----------------------|------------|-----------|--------|---------|
| % of all assessments that were assess and fit appliances (case starts) | 597 | 1,021 | 58.5% | 62.9% | 61.5% | 57.9% |
| % of all assessments that were assess and refuse | 173 | 1,021 | 16.9% | 12.2% | 11.3% | 12.4% |
| % of all assessments that were assess and review | 251 | 1,021 | 24.6% | 24.9% | 27.3% | 29.7% |
| % of case starts with a reported IOTN of 3 and Aesthetic Component of 5 or below | 1 | 597 | 0.2% | 0.2% | 0.1% | 0.1% |
| % of case starts with a reported IOTN of 3 and Aesthetic Component of 6 or above | 4 | 597 | 0.7% | 2.8% | 3.5% | 4.0% |
| % of case starts with a reported IOTN of 4 | 557 | 597 | 93.3% | 79.5% | 79.4% | 78.0% |
| % of case starts with a reported IOTN of 5 | 31 | 597 | 5.2% | 16.2% | 16.4% | 16.6% |
| % of concluded courses in receipt of dual-arch fixed appliances | 491 | 546 | 89.9% | 79.6% | 76.1% | 74.0% |
| % of concluded courses where treatment was abandoned or discontinued | 32 | 546 | 5.9% | 10.8% | 8.6% | 8.5% |
| % of patients satisfied with the treatment they have received | 1 | 2 | 50.0% | 80.0% | 95.2% | 95.5% |

* Figures in italics indicate that the base number is less than 100.

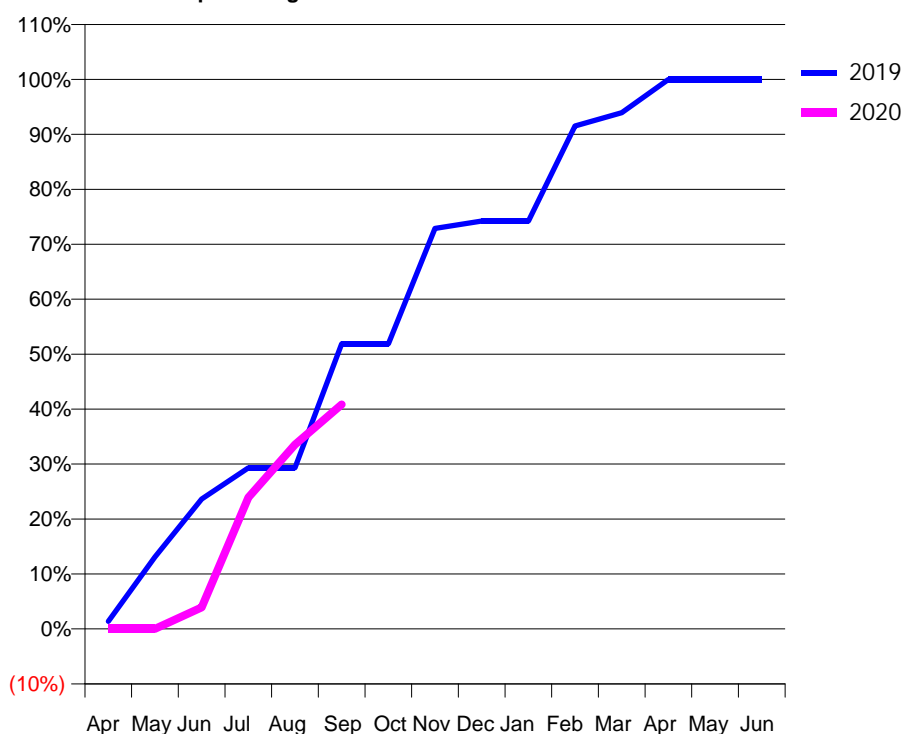
Q50 - Vital Signs Orthodontic At a Glance Contract Report for 106003/0002 - September 2019

| | | | |
|----------------------|-----------------------------------------|---------------------------------------------|-------------|
| Name or company name | Orthodontic Centre (UK) Limited Company | 19/20 Contracted general activity (UDA) | 0 |
| Contract type name | PDS Contract | Carry forward general activity (UDA) | 0 |
| Purpose of contract | Orthodontic | 19/20 Contracted orthodontic activity (UOA) | 3,500 |
| Contract start date | 01/01/2013 | Carry forward orthodontic activity (UOA) | 0 |
| Contract end date | 31/08/2020 | Baseline contract value | £190,625.26 |

| ACCESS | Contract | England and Wales |
|----------------------------------------------|----------|-------------------|
| 24 month ratio of assessments to patient IDs | 1.04 | 1.07 |

| ACTIVITY | Contract |
|-------------------------------------------------------------------------------------------|----------|
| Contract assess and fit appliances (case starts) as a percentage of Area Team case starts | 2.5 % |

Cumulative percentage of contracted UOA delivered 2019 & 2020



| Month | Adjusted Scheduled Activity (UOA) | | |
|-----------|-----------------------------------|-------|-------|
| | 2018 | 2019 | 2020 |
| April | 0 | 49 | 0 |
| May | 479 | 458 | 0 |
| June | 479 | 827 | 137 |
| July | 479 | 1,026 | 837 |
| August | 1,196 | 1,026 | 1,173 |
| September | 1,468 | 1,816 | 1,430 |
| October | 1,897 | 1,816 | |
| November | 2,327 | 2,551 | |
| December | 2,627 | 2,598 | |
| January | 2,889 | 2,598 | |
| February | 2,889 | 3,203 | |
| March | 3,418 | 3,287 | |
| April | 3,528 | 3,500 | |
| May | 3,549 | 3,500 | |
| June | 3,549 | 3,500 | |

QUANTITY METRICS (rolling 12 month period)

| | Contract Quantity | Contract Base Number | Contract * | Area Team | Region | England |
|----------------------------------------------------------------------------------|-------------------|----------------------|------------|-----------|--------|---------|
| % of all assessments that were assess and fit appliances (case starts) | 144 | 234 | 61.5% | 62.9% | 61.5% | 57.9% |
| % of all assessments that were assess and refuse | 30 | 234 | 12.8% | 12.2% | 11.3% | 12.4% |
| % of all assessments that were assess and review | 60 | 234 | 25.6% | 24.9% | 27.3% | 29.7% |
| % of case starts with a reported IOTN of 3 and Aesthetic Component of 5 or below | 1 | 144 | 0.7% | 0.2% | 0.1% | 0.1% |
| % of case starts with a reported IOTN of 3 and Aesthetic Component of 6 or above | 0 | 144 | N/A | 2.8% | 3.5% | 4.0% |
| % of case starts with a reported IOTN of 4 | 137 | 144 | 95.1% | 79.5% | 79.4% | 78.0% |
| % of case starts with a reported IOTN of 5 | 6 | 144 | 4.2% | 16.2% | 16.4% | 16.6% |
| % of concluded courses in receipt of dual-arch fixed appliances | 150 | 166 | 90.4% | 79.6% | 76.1% | 74.0% |
| % of concluded courses where treatment was abandoned or discontinued | 13 | 166 | 7.8% | 10.8% | 8.6% | 8.5% |
| % of patients satisfied with the treatment they have received | 0 | 0 | N/A | 80.0% | 95.2% | 95.5% |

* Figures in italics indicate that the base number is less than 100.

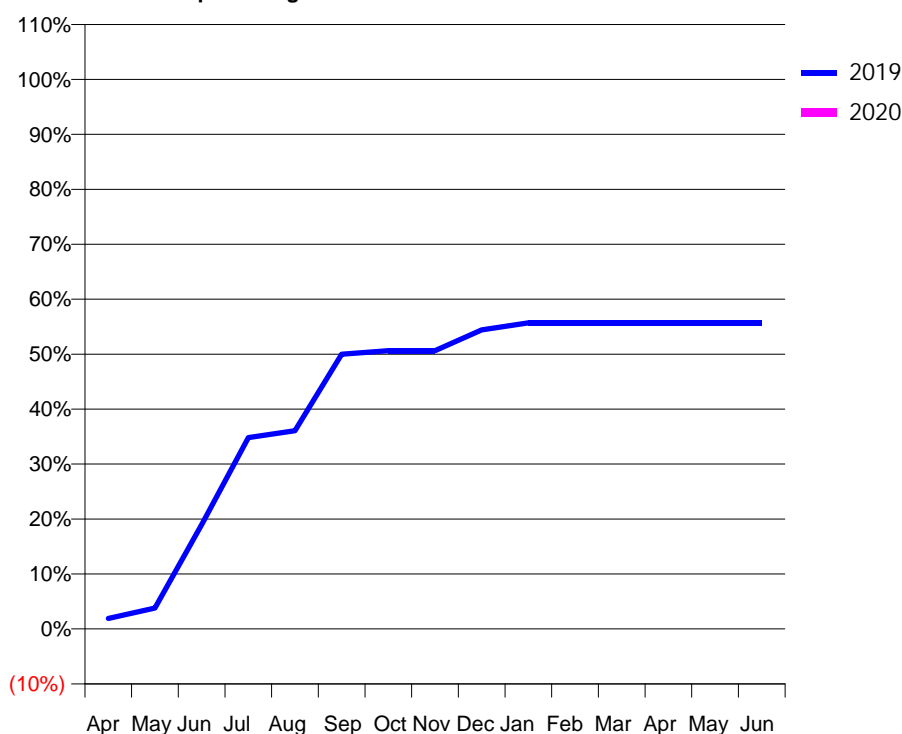
Q50 - Vital Signs Orthodontic At a Glance Contract Report for 114650/0002 - September 2019

| | | | |
|----------------------|-------------------------|---------------------------------------------|-------------|
| Name or company name | Community Dental Clinic | 19/20 Contracted general activity (UDA) | 9,000 |
| Contract type name | PDS Contract | Carry forward general activity (UDA) | 0 |
| Purpose of contract | General and Orthodontic | 19/20 Contracted orthodontic activity (UOA) | 0 |
| Contract start date | 01/05/2007 | Carry forward orthodontic activity (UOA) | 0 |
| Contract end date | 30/09/2023 | Baseline contract value | £902,574.01 |

| ACCESS | Contract | England and Wales |
|----------------------------------------------|----------|-------------------|
| 24 month ratio of assessments to patient IDs | 1.04 | 1.07 |

| ACTIVITY | Contract |
|-------------------------------------------------------------------------------------------|----------|
| Contract assess and fit appliances (case starts) as a percentage of Area Team case starts | 0.0 % |

Cumulative percentage of contracted UOA delivered 2019 & 2020



| Month | Adjusted Scheduled Activity (UOA) | | |
|-----------|-----------------------------------|------|------|
| | 2018 | 2019 | 2020 |
| April | 0 | 3 | 0 |
| May | 43 | 6 | 0 |
| June | 43 | 30 | 0 |
| July | 44 | 55 | 0 |
| August | 70 | 57 | 0 |
| September | 91 | 79 | 21 |
| October | 119 | 80 | |
| November | 120 | 80 | |
| December | 124 | 86 | |
| January | 132 | 88 | |
| February | 133 | 88 | |
| March | 137 | 88 | |
| April | 139 | 88 | |
| May | 139 | 88 | |
| June | 139 | 88 | |

QUANTITY METRICS (rolling 12 month period)

| | Contract Quantity | Contract Base Number | Contract * | Area Team | Region | England |
|----------------------------------------------------------------------------------|-------------------|----------------------|------------|-----------|--------|---------|
| % of all assessments that were assess and fit appliances (case starts) | 1 | 11 | 9.1% | 62.9% | 61.5% | 57.9% |
| % of all assessments that were assess and refuse | 0 | 11 | 0.0% | 12.2% | 11.3% | 12.4% |
| % of all assessments that were assess and review | 10 | 11 | 90.9% | 24.9% | 27.3% | 29.7% |
| % of case starts with a reported IOTN of 3 and Aesthetic Component of 5 or below | 0 | 1 | N/A | 0.2% | 0.1% | 0.1% |
| % of case starts with a reported IOTN of 3 and Aesthetic Component of 6 or above | 0 | 1 | N/A | 2.8% | 3.5% | 4.0% |
| % of case starts with a reported IOTN of 4 | 1 | 1 | 100.0% | 79.5% | 79.4% | 78.0% |
| % of case starts with a reported IOTN of 5 | 0 | 1 | N/A | 16.2% | 16.4% | 16.6% |
| % of concluded courses in receipt of dual-arch fixed appliances | 0 | 4 | N/A | 79.6% | 76.1% | 74.0% |
| % of concluded courses where treatment was abandoned or discontinued | 1 | 4 | 25.0% | 10.8% | 8.6% | 8.5% |
| % of patients satisfied with the treatment they have received | 0 | 0 | N/A | 80.0% | 95.2% | 95.5% |

* Figures in italics indicate that the base number is less than 100.

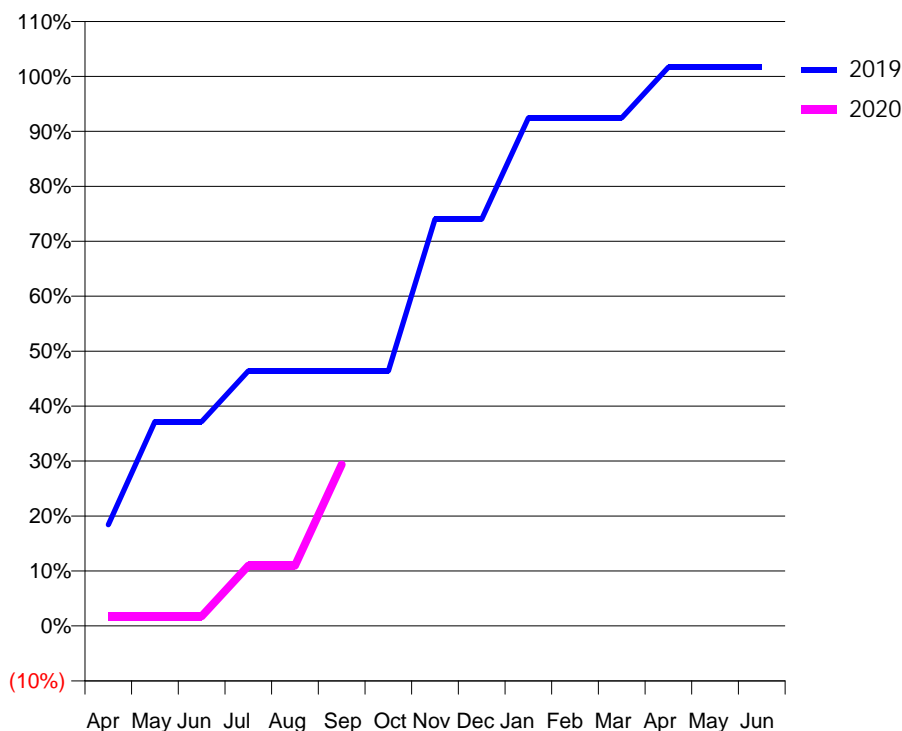
Q50 - Vital Signs Orthodontic At a Glance Contract Report for 115339/0001 - September 2019

| | | | |
|----------------------|--------------------------|---------------------------------------------|-------------|
| Name or company name | Bondgate Dental Practice | 19/20 Contracted general activity (UDA) | 9,998 |
| Contract type name | GDS Contract | Carry forward general activity (UDA) | 0 |
| Purpose of contract | General and Orthodontic | 19/20 Contracted orthodontic activity (UOA) | 228 |
| Contract start date | 01/03/2015 | Carry forward orthodontic activity (UOA) | -4 |
| Contract end date | | Baseline contract value | £269,083.94 |

| ACCESS | Contract | England and Wales |
|----------------------------------------------|----------|-------------------|
| 24 month ratio of assessments to patient IDs | 1.04 | 1.07 |

| ACTIVITY | Contract |
|-------------------------------------------------------------------------------------------|----------|
| Contract assess and fit appliances (case starts) as a percentage of Area Team case starts | 0.2 % |

Cumulative percentage of contracted UOA delivered 2019 & 2020



| Month | Adjusted Scheduled Activity (UOA) | | |
|-----------|-----------------------------------|------|------|
| | 2018 | 2019 | 2020 |
| April | -1 | 42 | 4 |
| May | 22 | 85 | 4 |
| June | 22 | 85 | 4 |
| July | 45 | 106 | 25 |
| August | 70 | 106 | 25 |
| September | 71 | 106 | 67 |
| October | 74 | 106 | |
| November | 160 | 169 | |
| December | 160 | 169 | |
| January | 160 | 211 | |
| February | 186 | 211 | |
| March | 207 | 211 | |
| April | 207 | 232 | |
| May | 228 | 232 | |
| June | 228 | 232 | |

QUANTITY METRICS (rolling 12 month period)

| | Contract Quantity | Contract Base Number | Contract * | Area Team | Region | England |
|----------------------------------------------------------------------------------|-------------------|----------------------|------------|-----------|--------|---------|
| % of all assessments that were assess and fit appliances (case starts) | 9 | 9 | 100.0% | 62.9% | 61.5% | 57.9% |
| % of all assessments that were assess and refuse | 0 | 9 | 0.0% | 12.2% | 11.3% | 12.4% |
| % of all assessments that were assess and review | 0 | 9 | 0.0% | 24.9% | 27.3% | 29.7% |
| % of case starts with a reported IOTN of 3 and Aesthetic Component of 5 or below | 0 | 9 | N/A | 0.2% | 0.1% | 0.1% |
| % of case starts with a reported IOTN of 3 and Aesthetic Component of 6 or above | 0 | 9 | N/A | 2.8% | 3.5% | 4.0% |
| % of case starts with a reported IOTN of 4 | 7 | 9 | 77.8% | 79.5% | 79.4% | 78.0% |
| % of case starts with a reported IOTN of 5 | 2 | 9 | 22.2% | 16.2% | 16.4% | 16.6% |
| % of concluded courses in receipt of dual-arch fixed appliances | 5 | 6 | 83.3% | 79.6% | 76.1% | 74.0% |
| % of concluded courses where treatment was abandoned or discontinued | 0 | 6 | 0.0% | 10.8% | 8.6% | 8.5% |
| % of patients satisfied with the treatment they have received | 0 | 0 | N/A | 80.0% | 95.2% | 95.5% |

* Figures in italics indicate that the base number is less than 100.

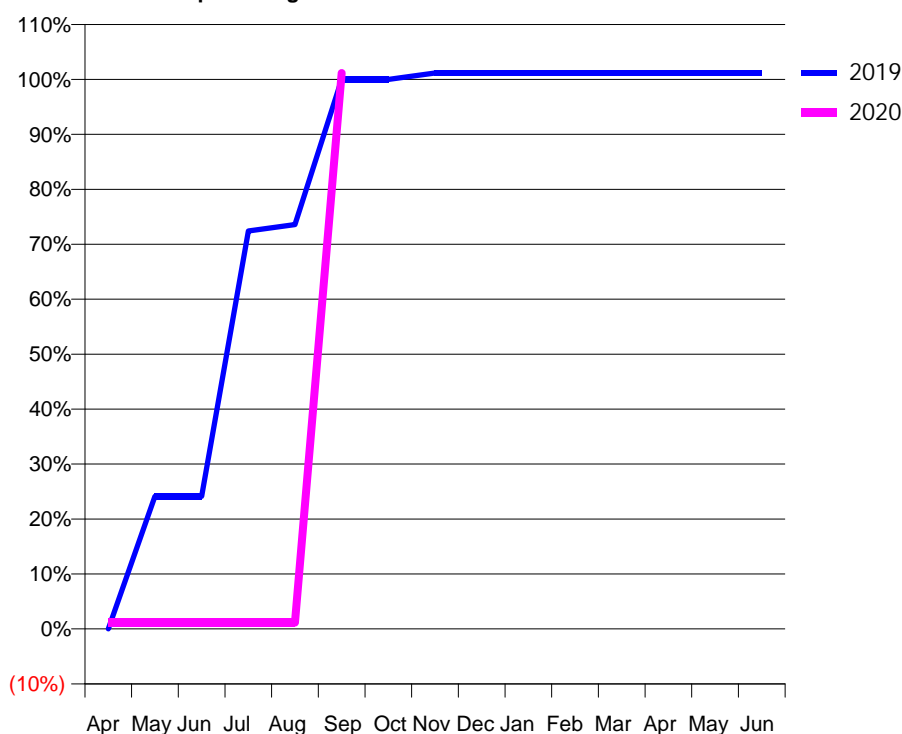
Q50 - Vital Signs Orthodontic At a Glance Contract Report for 121517/0001 - September 2019

| | | | |
|----------------------|-------------------------|---------------------------------------------|---------------|
| Name or company name | K L DOBBS | 19/20 Contracted general activity (UDA) | 27,495 |
| Contract type name | GDS Contract | Carry forward general activity (UDA) | -411 |
| Purpose of contract | General and Orthodontic | 19/20 Contracted orthodontic activity (UOA) | 87 |
| Contract start date | 01/11/2014 | Carry forward orthodontic activity (UOA) | -1 |
| Contract end date | | Baseline contract value | £1,037,957.19 |

| ACCESS | Contract | England and Wales |
|----------------------------------------------|----------|-------------------|
| 24 month ratio of assessments to patient IDs | 1.13 | 1.07 |

| ACTIVITY | Contract |
|-------------------------------------------------------------------------------------------|----------|
| Contract assess and fit appliances (case starts) as a percentage of Area Team case starts | 0.1 % |

Cumulative percentage of contracted UOA delivered 2019 & 2020



| Month | Adjusted Scheduled Activity (UOA) | | |
|-----------|-----------------------------------|------|------|
| | 2018 | 2019 | 2020 |
| April | 1 | 0 | 1 |
| May | 1 | 21 | 1 |
| June | 1 | 21 | 1 |
| July | 2 | 63 | 1 |
| August | 86 | 64 | 1 |
| September | 86 | 87 | 88 |
| October | 86 | 87 | |
| November | 86 | 88 | |
| December | 86 | 88 | |
| January | 86 | 88 | |
| February | 87 | 88 | |
| March | 87 | 88 | |
| April | 87 | 88 | |
| May | 87 | 88 | |
| June | 87 | 88 | |

QUANTITY METRICS (rolling 12 month period)

| | Contract Quantity | Contract Base Number | Contract * | Area Team | Region | England |
|----------------------------------------------------------------------------------|-------------------|----------------------|------------|-----------|--------|---------|
| % of all assessments that were assess and fit appliances (case starts) | 4 | 8 | 50.0% | 62.9% | 61.5% | 57.9% |
| % of all assessments that were assess and refuse | 0 | 8 | 0.0% | 12.2% | 11.3% | 12.4% |
| % of all assessments that were assess and review | 4 | 8 | 50.0% | 24.9% | 27.3% | 29.7% |
| % of case starts with a reported IOTN of 3 and Aesthetic Component of 5 or below | 0 | 4 | N/A | 0.2% | 0.1% | 0.1% |
| % of case starts with a reported IOTN of 3 and Aesthetic Component of 6 or above | 0 | 4 | N/A | 2.8% | 3.5% | 4.0% |
| % of case starts with a reported IOTN of 4 | 4 | 4 | 100.0% | 79.5% | 79.4% | 78.0% |
| % of case starts with a reported IOTN of 5 | 0 | 4 | N/A | 16.2% | 16.4% | 16.6% |
| % of concluded courses in receipt of dual-arch fixed appliances | 3 | 4 | 75.0% | 79.6% | 76.1% | 74.0% |
| % of concluded courses where treatment was abandoned or discontinued | 1 | 4 | 25.0% | 10.8% | 8.6% | 8.5% |
| % of patients satisfied with the treatment they have received | 0 | 0 | N/A | 80.0% | 95.2% | 95.5% |

* Figures in italics indicate that the base number is less than 100.

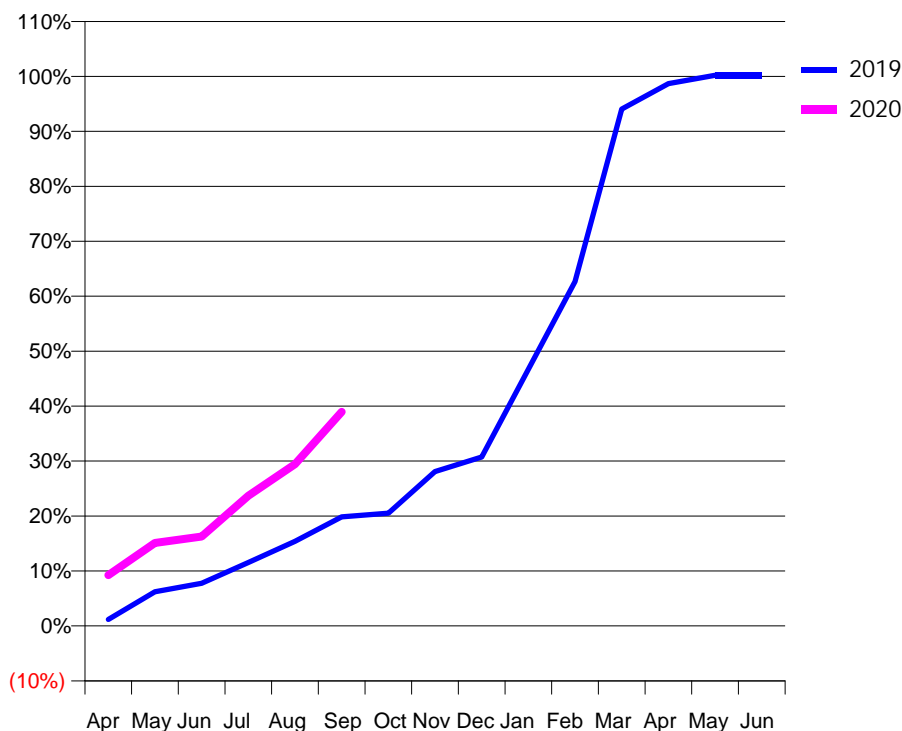
Q50 - Vital Signs Orthodontic At a Glance Contract Report for 121517/0002 - September 2019

| | | | |
|----------------------|--------------|---------------------------------------------|-------------|
| Name or company name | K L DOBBS | 19/20 Contracted general activity (UDA) | 0 |
| Contract type name | GDS Contract | Carry forward general activity (UDA) | 0 |
| Purpose of contract | Orthodontic | 19/20 Contracted orthodontic activity (UOA) | 7,192 |
| Contract start date | 01/11/2014 | Carry forward orthodontic activity (UOA) | -14 |
| Contract end date | | Baseline contract value | £444,043.65 |

| ACCESS | Contract | England and Wales |
|----------------------------------------------|----------|-------------------|
| 24 month ratio of assessments to patient IDs | 1.05 | 1.07 |

| ACTIVITY | Contract |
|-------------------------------------------------------------------------------------------|----------|
| Contract assess and fit appliances (case starts) as a percentage of Area Team case starts | 7.0 % |

Cumulative percentage of contracted UOA delivered 2019 & 2020



| Month | Adjusted Scheduled Activity (UOA) | | |
|-----------|-----------------------------------|-------|-------|
| | 2018 | 2019 | 2020 |
| April | 615 | 84 | 665 |
| May | 1,019 | 447 | 1,086 |
| June | 1,707 | 559 | 1,170 |
| July | 2,095 | 831 | 1,704 |
| August | 3,570 | 1,107 | 2,116 |
| September | 4,081 | 1,427 | 2,802 |
| October | 4,510 | 1,475 | |
| November | 4,795 | 2,020 | |
| December | 4,915 | 2,210 | |
| January | 4,940 | 3,361 | |
| February | 5,292 | 4,506 | |
| March | 5,902 | 6,764 | |
| April | 5,912 | 7,098 | |
| May | 5,933 | 7,206 | |
| June | 5,933 | 7,206 | |

QUANTITY METRICS (rolling 12 month period)

| | Contract Quantity | Contract Base Number | Contract * | Area Team | Region | England |
|----------------------------------------------------------------------------------|-------------------|----------------------|------------|-----------|--------|---------|
| % of all assessments that were assess and fit appliances (case starts) | 401 | 675 | 59.4% | 62.9% | 61.5% | 57.9% |
| % of all assessments that were assess and refuse | 4 | 675 | 0.6% | 12.2% | 11.3% | 12.4% |
| % of all assessments that were assess and review | 270 | 675 | 40.0% | 24.9% | 27.3% | 29.7% |
| % of case starts with a reported IOTN of 3 and Aesthetic Component of 5 or below | 3 | 401 | 0.7% | 0.2% | 0.1% | 0.1% |
| % of case starts with a reported IOTN of 3 and Aesthetic Component of 6 or above | 5 | 401 | 1.2% | 2.8% | 3.5% | 4.0% |
| % of case starts with a reported IOTN of 4 | 280 | 401 | 69.8% | 79.5% | 79.4% | 78.0% |
| % of case starts with a reported IOTN of 5 | 113 | 401 | 28.2% | 16.2% | 16.4% | 16.6% |
| % of concluded courses in receipt of dual-arch fixed appliances | 187 | 209 | 89.5% | 79.6% | 76.1% | 74.0% |
| % of concluded courses where treatment was abandoned or discontinued | 15 | 209 | 7.2% | 10.8% | 8.6% | 8.5% |
| % of patients satisfied with the treatment they have received | 0 | 0 | N/A | 80.0% | 95.2% | 95.5% |

* Figures in italics indicate that the base number is less than 100.

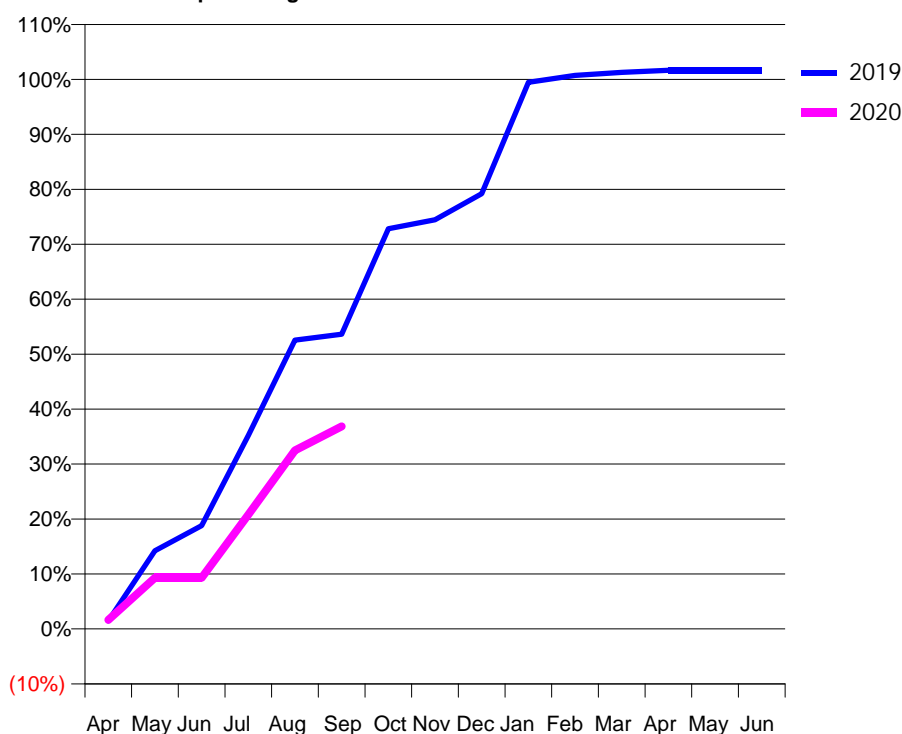
Q50 - Vital Signs Orthodontic At a Glance Contract Report for 132667/0001 - September 2019

| | | | |
|----------------------|----------------------------|---------------------------------------------|-------------|
| Name or company name | Barton Dental Care Limited | 19/20 Contracted general activity (UDA) | 9,295 |
| Contract type name | GDS Contract | Carry forward general activity (UDA) | -186 |
| Purpose of contract | General and Orthodontic | 19/20 Contracted orthodontic activity (UOA) | 548 |
| Contract start date | 01/04/2011 | Carry forward orthodontic activity (UOA) | -9 |
| Contract end date | | Baseline contract value | £336,782.61 |

| ACCESS | Contract | England and Wales |
|----------------------------------------------|----------|-------------------|
| 24 month ratio of assessments to patient IDs | 1.51 | 1.07 |

| ACTIVITY | Contract |
|-------------------------------------------------------------------------------------------|----------|
| Contract assess and fit appliances (case starts) as a percentage of Area Team case starts | 0.3 % |

Cumulative percentage of contracted UOA delivered 2019 & 2020



| Month | Adjusted Scheduled Activity (UOA) | | |
|-----------|-----------------------------------|------|------|
| | 2018 | 2019 | 2020 |
| April | 11 | 8 | 9 |
| May | 58 | 78 | 51 |
| June | 90 | 103 | 51 |
| July | 114 | 193 | 114 |
| August | 142 | 288 | 178 |
| September | 230 | 294 | 202 |
| October | 297 | 399 | |
| November | 412 | 408 | |
| December | 477 | 434 | |
| January | 481 | 545 | |
| February | 552 | 552 | |
| March | 554 | 555 | |
| April | 556 | 557 | |
| May | 556 | 557 | |
| June | 556 | 557 | |

QUANTITY METRICS (rolling 12 month period)

| | Contract Quantity | Contract Base Number | Contract * | Area Team | Region | England |
|----------------------------------------------------------------------------------|-------------------|----------------------|------------|-----------|--------|---------|
| % of all assessments that were assess and fit appliances (case starts) | 20 | 56 | 35.7% | 62.9% | 61.5% | 57.9% |
| % of all assessments that were assess and refuse | 1 | 56 | 1.8% | 12.2% | 11.3% | 12.4% |
| % of all assessments that were assess and review | 35 | 56 | 62.5% | 24.9% | 27.3% | 29.7% |
| % of case starts with a reported IOTN of 3 and Aesthetic Component of 5 or below | 0 | 20 | N/A | 0.2% | 0.1% | 0.1% |
| % of case starts with a reported IOTN of 3 and Aesthetic Component of 6 or above | 2 | 20 | 10.0% | 2.8% | 3.5% | 4.0% |
| % of case starts with a reported IOTN of 4 | 15 | 20 | 75.0% | 79.5% | 79.4% | 78.0% |
| % of case starts with a reported IOTN of 5 | 3 | 20 | 15.0% | 16.2% | 16.4% | 16.6% |
| % of concluded courses in receipt of dual-arch fixed appliances | 0 | 1 | N/A | 79.6% | 76.1% | 74.0% |
| % of concluded courses where treatment was abandoned or discontinued | 1 | 1 | 100.0% | 10.8% | 8.6% | 8.5% |
| % of patients satisfied with the treatment they have received | 0 | 0 | N/A | 80.0% | 95.2% | 95.5% |

* Figures in italics indicate that the base number is less than 100.

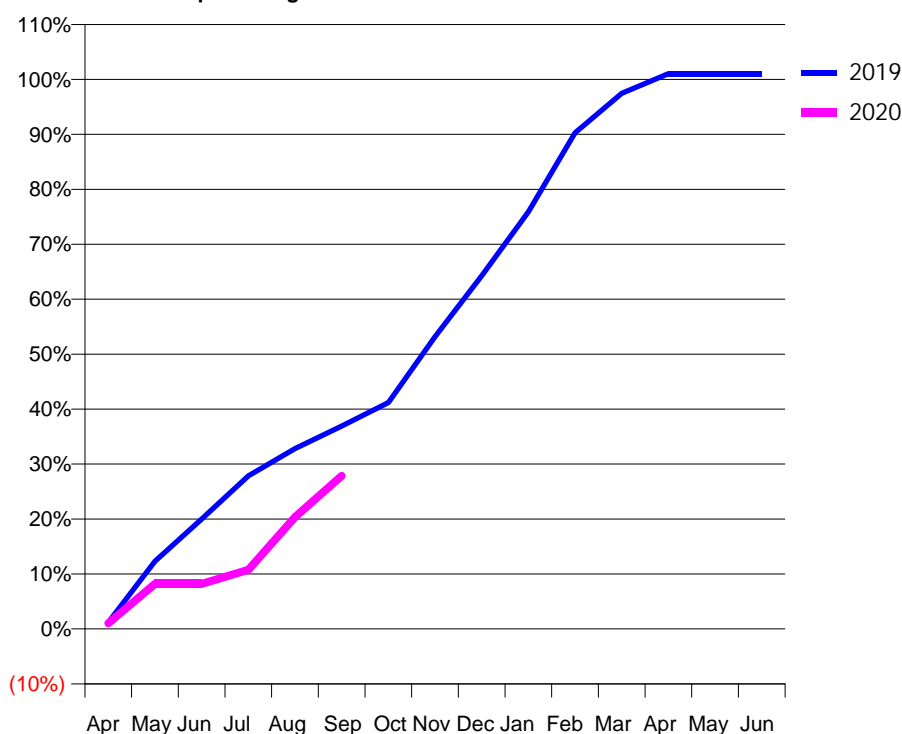
Q50 - Vital Signs Orthodontic At a Glance Contract Report for 143464/0001 - September 2019

| | | | |
|----------------------|---------------------------------|---------------------------------------------|-------------|
| Name or company name | The Dental Health Practice Ltd. | 19/20 Contracted general activity (UDA) | 5,931 |
| Contract type name | GDS Contract | Carry forward general activity (UDA) | 0 |
| Purpose of contract | General and Orthodontic | 19/20 Contracted orthodontic activity (UOA) | 585 |
| Contract start date | 01/01/2009 | Carry forward orthodontic activity (UOA) | -6 |
| Contract end date | | Baseline contract value | £230,731.86 |

| ACCESS | Contract | England and Wales |
|----------------------------------------------|----------|-------------------|
| 24 month ratio of assessments to patient IDs | 1.14 | 1.07 |

| ACTIVITY | Contract |
|-------------------------------------------------------------------------------------------|----------|
| Contract assess and fit appliances (case starts) as a percentage of Area Team case starts | 0.5 % |

Cumulative percentage of contracted UOA delivered 2019 & 2020



| Month | Adjusted Scheduled Activity (UOA) | | |
|-----------|-----------------------------------|------|------|
| | 2018 | 2019 | 2020 |
| April | 14 | 7 | 6 |
| May | 14 | 72 | 48 |
| June | 15 | 117 | 48 |
| July | 60 | 163 | 63 |
| August | 104 | 192 | 119 |
| September | 108 | 216 | 163 |
| October | 177 | 241 | |
| November | 249 | 311 | |
| December | 365 | 376 | |
| January | 386 | 444 | |
| February | 520 | 528 | |
| March | 521 | 570 | |
| April | 585 | 591 | |
| May | 585 | 591 | |
| June | 585 | 591 | |

QUANTITY METRICS (rolling 12 month period)

| | Contract Quantity | Contract Base Number | Contract * | Area Team | Region | England |
|----------------------------------------------------------------------------------|-------------------|----------------------|------------|-----------|--------|---------|
| % of all assessments that were assess and fit appliances (case starts) | 26 | 61 | 42.6% | 62.9% | 61.5% | 57.9% |
| % of all assessments that were assess and refuse | 3 | 61 | 4.9% | 12.2% | 11.3% | 12.4% |
| % of all assessments that were assess and review | 32 | 61 | 52.5% | 24.9% | 27.3% | 29.7% |
| % of case starts with a reported IOTN of 3 and Aesthetic Component of 5 or below | 0 | 26 | N/A | 0.2% | 0.1% | 0.1% |
| % of case starts with a reported IOTN of 3 and Aesthetic Component of 6 or above | 2 | 26 | 7.7% | 2.8% | 3.5% | 4.0% |
| % of case starts with a reported IOTN of 4 | 22 | 26 | 84.6% | 79.5% | 79.4% | 78.0% |
| % of case starts with a reported IOTN of 5 | 2 | 26 | 7.7% | 16.2% | 16.4% | 16.6% |
| % of concluded courses in receipt of dual-arch fixed appliances | 27 | 31 | 87.1% | 79.6% | 76.1% | 74.0% |
| % of concluded courses where treatment was abandoned or discontinued | 0 | 31 | 0.0% | 10.8% | 8.6% | 8.5% |
| % of patients satisfied with the treatment they have received | 0 | 0 | N/A | 80.0% | 95.2% | 95.5% |

* Figures in italics indicate that the base number is less than 100.

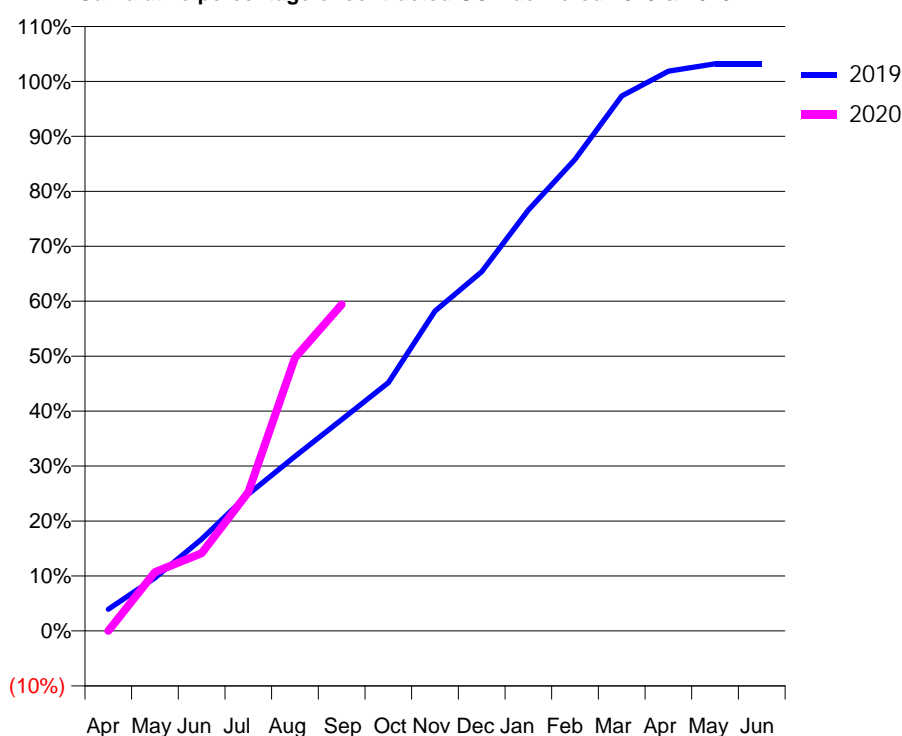
Q50 - Vital Signs Orthodontic At a Glance Contract Report for 147761/0001 - September 2019

| | | | |
|----------------------|-------------------------------|---------------------------------------------|-------------|
| Name or company name | ALPHA WINDMILL (YORK) LIMITED | 19/20 Contracted general activity (UDA) | 0 |
| Contract type name | PDS Contract | Carry forward general activity (UDA) | 0 |
| Purpose of contract | Orthodontic | 19/20 Contracted orthodontic activity (UOA) | 8,000 |
| Contract start date | 01/04/2012 | Carry forward orthodontic activity (UOA) | 0 |
| Contract end date | 31/03/2020 | Baseline contract value | £455,726.71 |

| ACCESS | Contract | England and Wales |
|----------------------------------------------|----------|-------------------|
| 24 month ratio of assessments to patient IDs | 1.16 | 1.07 |

| ACTIVITY | Contract |
|-------------------------------------------------------------------------------------------|----------|
| Contract assess and fit appliances (case starts) as a percentage of Area Team case starts | 7.9 % |

Cumulative percentage of contracted UOA delivered 2019 & 2020



| Month | Adjusted Scheduled Activity (UOA) | | |
|-----------|-----------------------------------|-------|-------|
| | 2018 | 2019 | 2020 |
| April | 25 | 315 | 0 |
| May | 166 | 773 | 857 |
| June | 267 | 1,337 | 1,130 |
| July | 623 | 1,991 | 2,021 |
| August | 858 | 2,541 | 3,977 |
| September | 1,269 | 3,077 | 4,751 |
| October | 1,903 | 3,613 | |
| November | 2,685 | 4,656 | |
| December | 3,550 | 5,230 | |
| January | 4,448 | 6,127 | |
| February | 5,985 | 6,866 | |
| March | 7,167 | 7,787 | |
| April | 8,088 | 8,149 | |
| May | 8,091 | 8,256 | |
| June | 8,093 | 8,256 | |

QUANTITY METRICS (rolling 12 month period)

| | Contract Quantity | Contract Base Number | Contract * | Area Team | Region | England |
|----------------------------------------------------------------------------------|-------------------|----------------------|------------|-----------|--------|---------|
| % of all assessments that were assess and fit appliances (case starts) | 452 | 1,127 | 40.1% | 62.9% | 61.5% | 57.9% |
| % of all assessments that were assess and refuse | 302 | 1,127 | 26.8% | 12.2% | 11.3% | 12.4% |
| % of all assessments that were assess and review | 373 | 1,127 | 33.1% | 24.9% | 27.3% | 29.7% |
| % of case starts with a reported IOTN of 3 and Aesthetic Component of 5 or below | 0 | 452 | N/A | 0.2% | 0.1% | 0.1% |
| % of case starts with a reported IOTN of 3 and Aesthetic Component of 6 or above | 23 | 452 | 5.1% | 2.8% | 3.5% | 4.0% |
| % of case starts with a reported IOTN of 4 | 366 | 452 | 81.0% | 79.5% | 79.4% | 78.0% |
| % of case starts with a reported IOTN of 5 | 62 | 452 | 13.7% | 16.2% | 16.4% | 16.6 % |
| % of concluded courses in receipt of dual-arch fixed appliances | 172 | 268 | 64.2% | 79.6% | 76.1% | 74.0% |
| % of concluded courses where treatment was abandoned or discontinued | 36 | 268 | 13.4% | 10.8% | 8.6% | 8.5% |
| % of patients satisfied with the treatment they have received | 1 | 1 | 100.0% | 80.0% | 95.2% | 95.5% |

* Figures in italics indicate that the base number is less than 100.

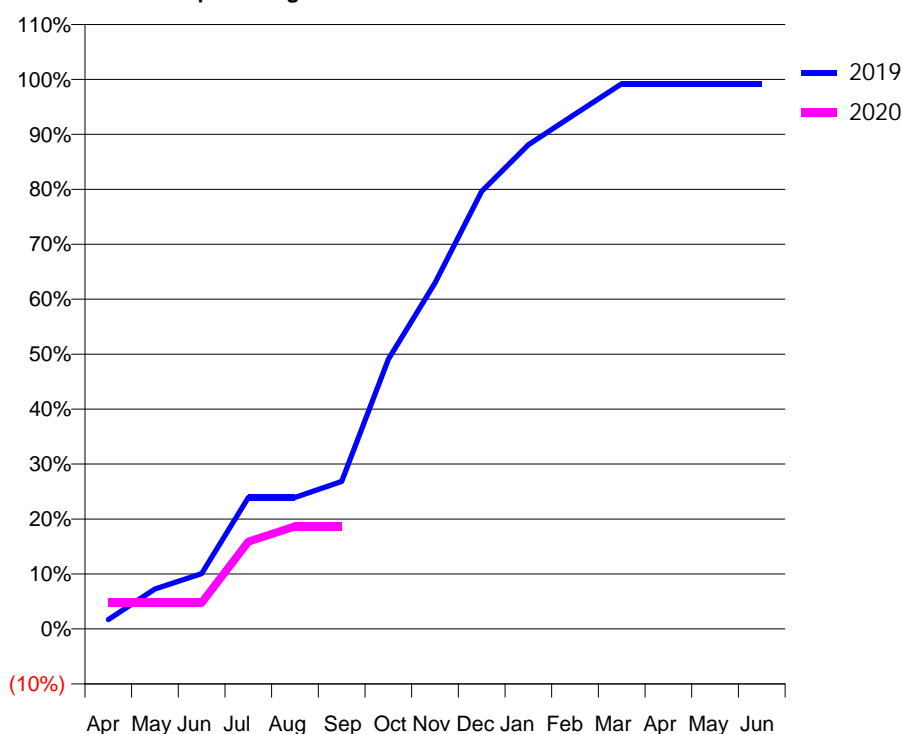
Q50 - Vital Signs Orthodontic At a Glance Contract Report for 155365/0002 - September 2019

| | | | |
|----------------------|-------------------------|---------------------------------------------|-------------|
| Name or company name | Ishak Practices Ltd | 19/20 Contracted general activity (UDA) | 17,246 |
| Contract type name | GDS Contract | Carry forward general activity (UDA) | 0 |
| Purpose of contract | General and Orthodontic | 19/20 Contracted orthodontic activity (UOA) | 756 |
| Contract start date | 01/06/2015 | Carry forward orthodontic activity (UOA) | 6 |
| Contract end date | | Baseline contract value | £572,156.04 |

| ACCESS | Contract | England and Wales |
|----------------------------------------------|----------|-------------------|
| 24 month ratio of assessments to patient IDs | 1.00 | 1.07 |

| ACTIVITY | Contract |
|-------------------------------------------------------------------------------------------|----------|
| Contract assess and fit appliances (case starts) as a percentage of Area Team case starts | 0.6 % |

Cumulative percentage of contracted UOA delivered 2019 & 2020



| Month | Adjusted Scheduled Activity (UOA) | | |
|-----------|-----------------------------------|------|------|
| | 2018 | 2019 | 2020 |
| April | 0 | 13 | 36 |
| May | 4 | 55 | 36 |
| June | 46 | 76 | 36 |
| July | 214 | 181 | 120 |
| August | 218 | 181 | 141 |
| September | 240 | 203 | 141 |
| October | 303 | 371 | |
| November | 387 | 476 | |
| December | 450 | 602 | |
| January | 555 | 666 | |
| February | 639 | 708 | |
| March | 727 | 750 | |
| April | 748 | 750 | |
| May | 748 | 750 | |
| June | 748 | 750 | |

QUANTITY METRICS (rolling 12 month period)

| | Contract Quantity | Contract Base Number | Contract * | Area Team | Region | England |
|----------------------------------------------------------------------------------|-------------------|----------------------|------------|-----------|--------|---------|
| % of all assessments that were assess and fit appliances (case starts) | 33 | 34 | 97.1% | 62.9% | 61.5% | 57.9% |
| % of all assessments that were assess and refuse | 1 | 34 | 2.9% | 12.2% | 11.3% | 12.4% |
| % of all assessments that were assess and review | 0 | 34 | 0.0% | 24.9% | 27.3% | 29.7% |
| % of case starts with a reported IOTN of 3 and Aesthetic Component of 5 or below | 0 | 33 | N/A | 0.2% | 0.1% | 0.1% |
| % of case starts with a reported IOTN of 3 and Aesthetic Component of 6 or above | 1 | 33 | 3.0% | 2.8% | 3.5% | 4.0% |
| % of case starts with a reported IOTN of 4 | 23 | 33 | 69.7% | 79.5% | 79.4% | 78.0% |
| % of case starts with a reported IOTN of 5 | 7 | 33 | 21.2% | 16.2% | 16.4% | 16.6% |
| % of concluded courses in receipt of dual-arch fixed appliances | 3 | 36 | 8.3% | 79.6% | 76.1% | 74.0% |
| % of concluded courses where treatment was abandoned or discontinued | 3 | 36 | 8.3% | 10.8% | 8.6% | 8.5% |
| % of patients satisfied with the treatment they have received | 0 | 0 | N/A | 80.0% | 95.2% | 95.5% |

* Figures in italics indicate that the base number is less than 100.

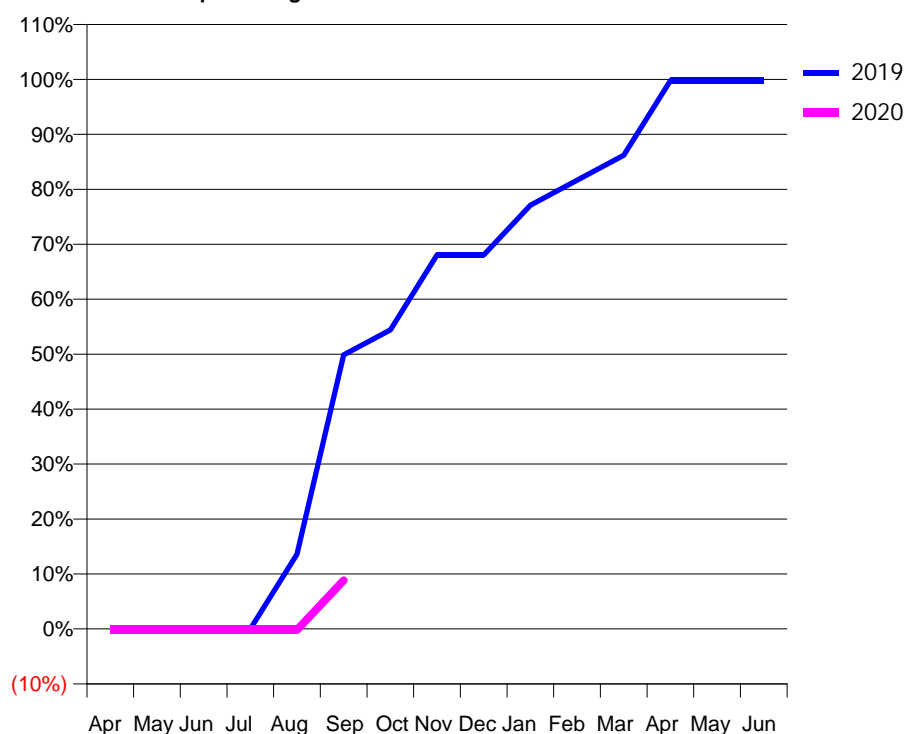
Q50 - Vital Signs Orthodontic At a Glance Contract Report for 158488/0001 - September 2019

| | | | |
|----------------------|----------------------------|---------------------------------------------|-------------|
| Name or company name | Bedale Dental Practice Ltd | 19/20 Contracted general activity (UDA) | 3,500 |
| Contract type name | GDS Contract | Carry forward general activity (UDA) | 137 |
| Purpose of contract | General and Orthodontic | 19/20 Contracted orthodontic activity (UOA) | 463 |
| Contract start date | 01/02/2012 | Carry forward orthodontic activity (UOA) | 1 |
| Contract end date | | Baseline contract value | £122,153.91 |

| ACCESS | Contract | England and Wales |
|----------------------------------------------|----------|-------------------|
| 24 month ratio of assessments to patient IDs | 1.00 | 1.07 |

| ACTIVITY | Contract |
|-------------------------------------------------------------------------------------------|----------|
| Contract assess and fit appliances (case starts) as a percentage of Area Team case starts | 0.2 % |

Cumulative percentage of contracted UOA delivered 2019 & 2020



| Month | Adjusted Scheduled Activity (UOA) | | |
|-----------|-----------------------------------|------|------|
| | 2018 | 2019 | 2020 |
| April | 6 | 0 | -1 |
| May | 27 | 0 | -1 |
| June | 48 | 0 | -1 |
| July | 111 | 0 | -1 |
| August | 111 | 63 | -1 |
| September | 136 | 231 | 41 |
| October | 136 | 252 | |
| November | 157 | 315 | |
| December | 157 | 315 | |
| January | 220 | 357 | |
| February | 241 | 378 | |
| March | 346 | 399 | |
| April | 409 | 462 | |
| May | 409 | 462 | |
| June | 409 | 462 | |

QUANTITY METRICS (rolling 12 month period)

| | Contract Quantity | Contract Base Number | Contract * | Area Team | Region | England |
|----------------------------------------------------------------------------------|-------------------|----------------------|------------|-----------|--------|---------|
| % of all assessments that were assess and fit appliances (case starts) | 13 | 13 | 100.0% | 62.9% | 61.5% | 57.9% |
| % of all assessments that were assess and refuse | 0 | 13 | 0.0% | 12.2% | 11.3% | 12.4% |
| % of all assessments that were assess and review | 0 | 13 | 0.0% | 24.9% | 27.3% | 29.7% |
| % of case starts with a reported IOTN of 3 and Aesthetic Component of 5 or below | 0 | 13 | N/A | 0.2% | 0.1% | 0.1% |
| % of case starts with a reported IOTN of 3 and Aesthetic Component of 6 or above | 0 | 13 | N/A | 2.8% | 3.5% | 4.0% |
| % of case starts with a reported IOTN of 4 | 12 | 13 | 92.3% | 79.5% | 79.4% | 78.0% |
| % of case starts with a reported IOTN of 5 | 1 | 13 | 7.7% | 16.2% | 16.4% | 16.6% |
| % of concluded courses in receipt of dual-arch fixed appliances | 0 | 7 | N/A | 79.6% | 76.1% | 74.0% |
| % of concluded courses where treatment was abandoned or discontinued | 1 | 7 | 14.3% | 10.8% | 8.6% | 8.5% |
| % of patients satisfied with the treatment they have received | 0 | 0 | N/A | 80.0% | 95.2% | 95.5% |

* Figures in italics indicate that the base number is less than 100.

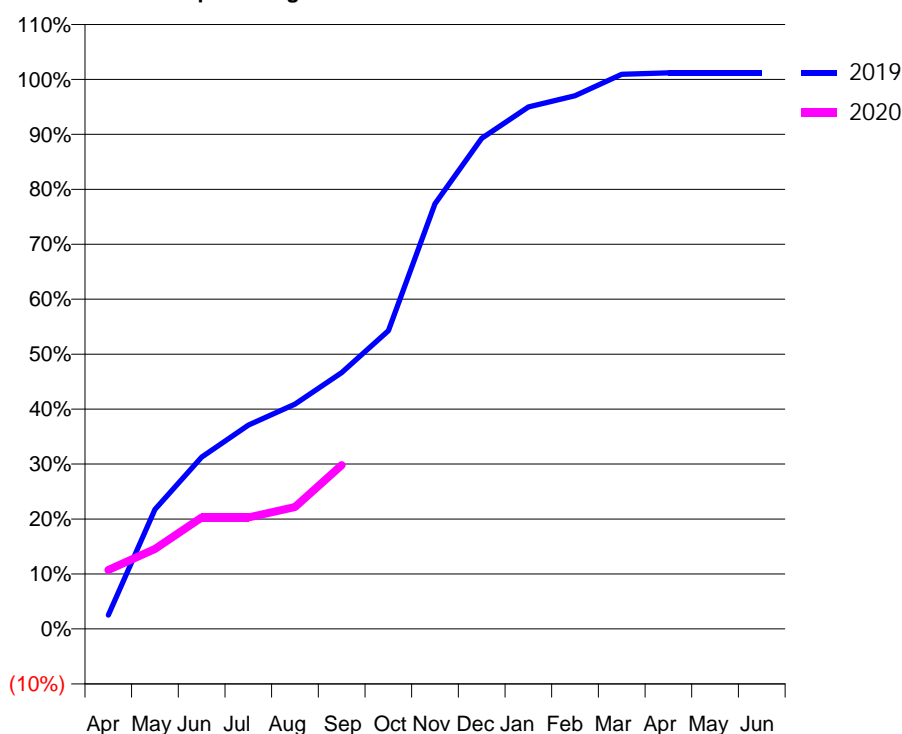
Q50 - Vital Signs Orthodontic At a Glance Contract Report for 164690/0002 - September 2019

| | | | |
|----------------------|-----------------|---------------------------------------------|------------|
| Name or company name | IDH 477 Limited | 19/20 Contracted general activity (UDA) | 0 |
| Contract type name | GDS Contract | Carry forward general activity (UDA) | 0 |
| Purpose of contract | Orthodontic | 19/20 Contracted orthodontic activity (UOA) | 1,100 |
| Contract start date | 12/07/2009 | Carry forward orthodontic activity (UOA) | -13 |
| Contract end date | | Baseline contract value | £73,849.36 |

| ACCESS | Contract | England and Wales |
|----------------------------------------------|----------|-------------------|
| 24 month ratio of assessments to patient IDs | 1.02 | 1.07 |

| ACTIVITY | Contract |
|-------------------------------------------------------------------------------------------|----------|
| Contract assess and fit appliances (case starts) as a percentage of Area Team case starts | 0.8 % |

Cumulative percentage of contracted UOA delivered 2019 & 2020



| Month | Adjusted Scheduled Activity (UOA) | | |
|-----------|-----------------------------------|-------|------|
| | 2018 | 2019 | 2020 |
| April | 13 | 28 | 118 |
| May | 58 | 239 | 160 |
| June | 59 | 344 | 223 |
| July | 191 | 408 | 223 |
| August | 276 | 450 | 244 |
| September | 381 | 513 | 328 |
| October | 509 | 597 | |
| November | 616 | 851 | |
| December | 663 | 982 | |
| January | 811 | 1,045 | |
| February | 1,084 | 1,067 | |
| March | 1,084 | 1,110 | |
| April | 1,084 | 1,113 | |
| May | 1,085 | 1,113 | |
| June | 1,085 | 1,113 | |

QUANTITY METRICS (rolling 12 month period)

| | Contract Quantity | Contract Base Number | Contract * | Area Team | Region | England |
|----------------------------------------------------------------------------------|-------------------|----------------------|------------|-----------|--------|---------|
| % of all assessments that were assess and fit appliances (case starts) | 43 | 55 | 78.2% | 62.9% | 61.5% | 57.9% |
| % of all assessments that were assess and refuse | 7 | 55 | 12.7% | 12.2% | 11.3% | 12.4% |
| % of all assessments that were assess and review | 5 | 55 | 9.1% | 24.9% | 27.3% | 29.7% |
| % of case starts with a reported IOTN of 3 and Aesthetic Component of 5 or below | 0 | 43 | <i>N/A</i> | 0.2% | 0.1% | 0.1% |
| % of case starts with a reported IOTN of 3 and Aesthetic Component of 6 or above | 7 | 43 | 16.3% | 2.8% | 3.5% | 4.0% |
| % of case starts with a reported IOTN of 4 | 31 | 43 | 72.1% | 79.5% | 79.4% | 78.0% |
| % of case starts with a reported IOTN of 5 | 5 | 43 | 11.6% | 16.2% | 16.4% | 16.6% |
| % of concluded courses in receipt of dual-arch fixed appliances | 5 | 6 | 83.3% | 79.6% | 76.1% | 74.0% |
| % of concluded courses where treatment was abandoned or discontinued | 1 | 6 | 16.7% | 10.8% | 8.6% | 8.5% |
| % of patients satisfied with the treatment they have received | 0 | 0 | <i>N/A</i> | 80.0% | 95.2% | 95.5% |

* Figures in italics indicate that the base number is less than 100.

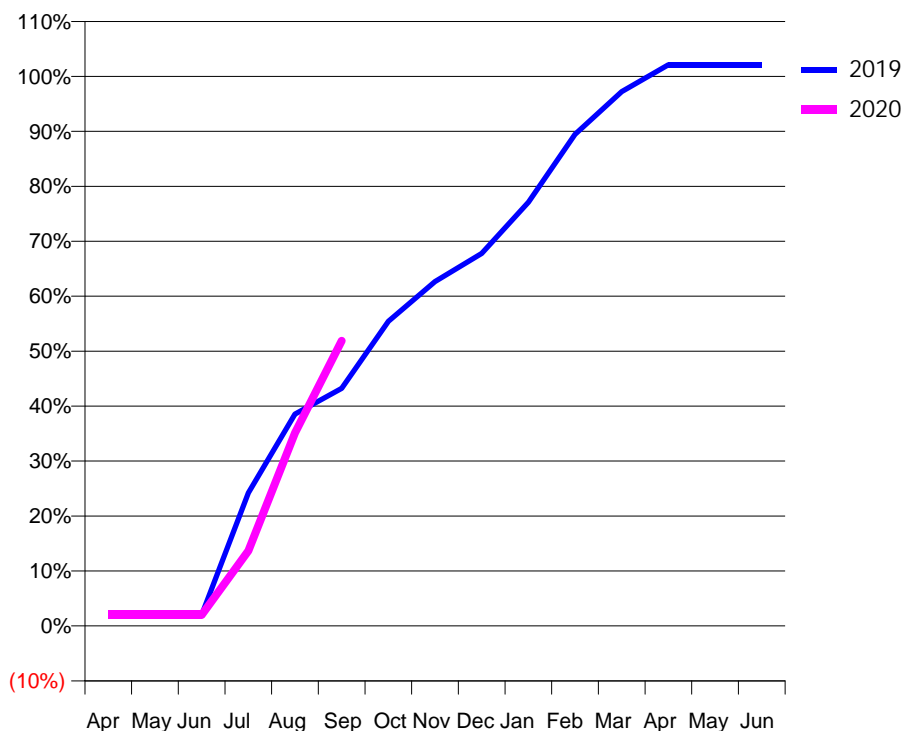
Q50 - Vital Signs Orthodontic At a Glance Contract Report for 170690/0001 - September 2019

| | | | |
|----------------------|------------------------------|---------------------------------------------|-------------|
| Name or company name | Church House Dental Practice | 19/20 Contracted general activity (UDA) | 26,382 |
| Contract type name | GDS Contract | Carry forward general activity (UDA) | 0 |
| Purpose of contract | General and Orthodontic | 19/20 Contracted orthodontic activity (UOA) | 900 |
| Contract start date | 18/03/2014 | Carry forward orthodontic activity (UOA) | -18 |
| Contract end date | | Baseline contract value | £915,469.45 |

| ACCESS | Contract | England and Wales |
|----------------------------------------------|----------|-------------------|
| 24 month ratio of assessments to patient IDs | 1.08 | 1.07 |

| ACTIVITY | Contract |
|-------------------------------------------------------------------------------------------|----------|
| Contract assess and fit appliances (case starts) as a percentage of Area Team case starts | 0.8 % |

Cumulative percentage of contracted UOA delivered 2019 & 2020



| Month | Adjusted Scheduled Activity (UOA) | | |
|-----------|-----------------------------------|------|------|
| | 2018 | 2019 | 2020 |
| April | -5 | 18 | 18 |
| May | 0 | 18 | 18 |
| June | 43 | 18 | 18 |
| July | 130 | 218 | 123 |
| August | 261 | 347 | 316 |
| September | 282 | 389 | 467 |
| October | 536 | 499 | |
| November | 536 | 564 | |
| December | 627 | 610 | |
| January | 650 | 694 | |
| February | 734 | 805 | |
| March | 928 | 875 | |
| April | 928 | 919 | |
| May | 928 | 919 | |
| June | 928 | 919 | |

QUANTITY METRICS (rolling 12 month period)

| | Contract Quantity | Contract Base Number | Contract * | Area Team | Region | England |
|----------------------------------------------------------------------------------|-------------------|----------------------|------------|-----------|--------|---------|
| % of all assessments that were assess and fit appliances (case starts) | 48 | 75 | 64.0% | 62.9% | 61.5% | 57.9% |
| % of all assessments that were assess and refuse | 11 | 75 | 14.7% | 12.2% | 11.3% | 12.4% |
| % of all assessments that were assess and review | 16 | 75 | 21.3% | 24.9% | 27.3% | 29.7% |
| % of case starts with a reported IOTN of 3 and Aesthetic Component of 5 or below | 0 | 48 | N/A | 0.2% | 0.1% | 0.1% |
| % of case starts with a reported IOTN of 3 and Aesthetic Component of 6 or above | 0 | 48 | N/A | 2.8% | 3.5% | 4.0% |
| % of case starts with a reported IOTN of 4 | 37 | 48 | 77.1% | 79.5% | 79.4% | 78.0% |
| % of case starts with a reported IOTN of 5 | 11 | 48 | 22.9% | 16.2% | 16.4% | 16.6% |
| % of concluded courses in receipt of dual-arch fixed appliances | 31 | 40 | 77.5% | 79.6% | 76.1% | 74.0% |
| % of concluded courses where treatment was abandoned or discontinued | 1 | 40 | 2.5% | 10.8% | 8.6% | 8.5% |
| % of patients satisfied with the treatment they have received | 0 | 0 | N/A | 80.0% | 95.2% | 95.5% |

* Figures in italics indicate that the base number is less than 100.

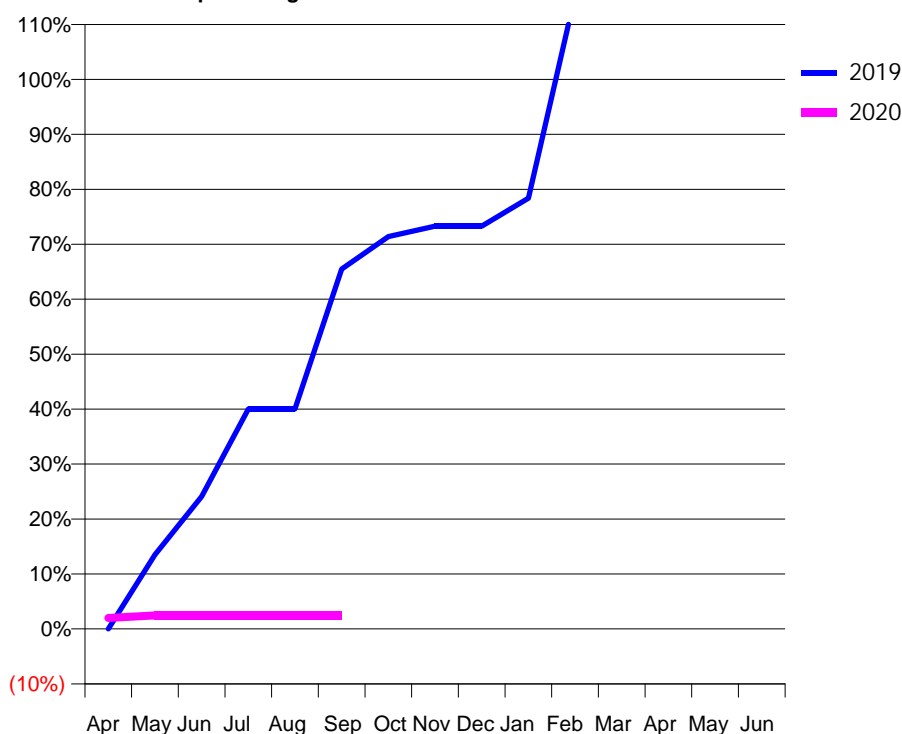
Q50 - Vital Signs Orthodontic At a Glance Contract Report for 175927/0001 - September 2019

| | | | |
|----------------------|---------------------------|---------------------------------------------|-------------|
| Name or company name | Pierce and Geddes Limited | 19/20 Contracted general activity (UDA) | 0 |
| Contract type name | PDS Contract | Carry forward general activity (UDA) | 0 |
| Purpose of contract | Orthodontic | 19/20 Contracted orthodontic activity (UOA) | 4,600 |
| Contract start date | 01/03/2013 | Carry forward orthodontic activity (UOA) | -92 |
| Contract end date | 31/08/2020 | Baseline contract value | £250,536.04 |

| ACCESS | Contract | England and Wales |
|----------------------------------------------|----------|-------------------|
| 24 month ratio of assessments to patient IDs | 1.00 | 1.07 |

| ACTIVITY | Contract |
|-------------------------------------------------------------------------------------------|----------|
| Contract assess and fit appliances (case starts) as a percentage of Area Team case starts | 4.2 % |

Cumulative percentage of contracted UOA delivered 2019 & 2020



| Month | Adjusted Scheduled Activity (UOA) | | |
|-----------|-----------------------------------|-------|------|
| | 2018 | 2019 | 2020 |
| April | 0 | 0 | 92 |
| May | 21 | 621 | 113 |
| June | 21 | 1,109 | 113 |
| July | 21 | 1,841 | 113 |
| August | 21 | 1,841 | 113 |
| September | 21 | 3,012 | 113 |
| October | 21 | 3,285 | |
| November | 21 | 3,372 | |
| December | 21 | 3,372 | |
| January | 21 | 3,605 | |
| February | 21 | 5,294 | |
| March | 21 | 7,239 | |
| April | 21 | 8,052 | |
| May | 67 | 8,052 | |
| June | 445 | 8,073 | |

QUANTITY METRICS (rolling 12 month period)

| | Contract Quantity | Contract Base Number | Contract * | Area Team | Region | England |
|----------------------------------------------------------------------------------|-------------------|----------------------|------------|-----------|--------|---------|
| % of all assessments that were assess and fit appliances (case starts) | 240 | 301 | 79.7% | 62.9% | 61.5% | 57.9% |
| % of all assessments that were assess and refuse | 24 | 301 | 8.0% | 12.2% | 11.3% | 12.4% |
| % of all assessments that were assess and review | 37 | 301 | 12.3% | 24.9% | 27.3% | 29.7% |
| % of case starts with a reported IOTN of 3 and Aesthetic Component of 5 or below | 0 | 240 | N/A | 0.2% | 0.1% | 0.1% |
| % of case starts with a reported IOTN of 3 and Aesthetic Component of 6 or above | 0 | 240 | N/A | 2.8% | 3.5% | 4.0% |
| % of case starts with a reported IOTN of 4 | 229 | 240 | 95.4% | 79.5% | 79.4% | 78.0% |
| % of case starts with a reported IOTN of 5 | 10 | 240 | 4.2% | 16.2% | 16.4% | 16.6 % |
| % of concluded courses in receipt of dual-arch fixed appliances | 46 | 49 | 93.9% | 79.6% | 76.1% | 74.0% |
| % of concluded courses where treatment was abandoned or discontinued | 3 | 49 | 6.1% | 10.8% | 8.6% | 8.5% |
| % of patients satisfied with the treatment they have received | 0 | 0 | N/A | 80.0% | 95.2% | 95.5% |

* Figures in italics indicate that the base number is less than 100.

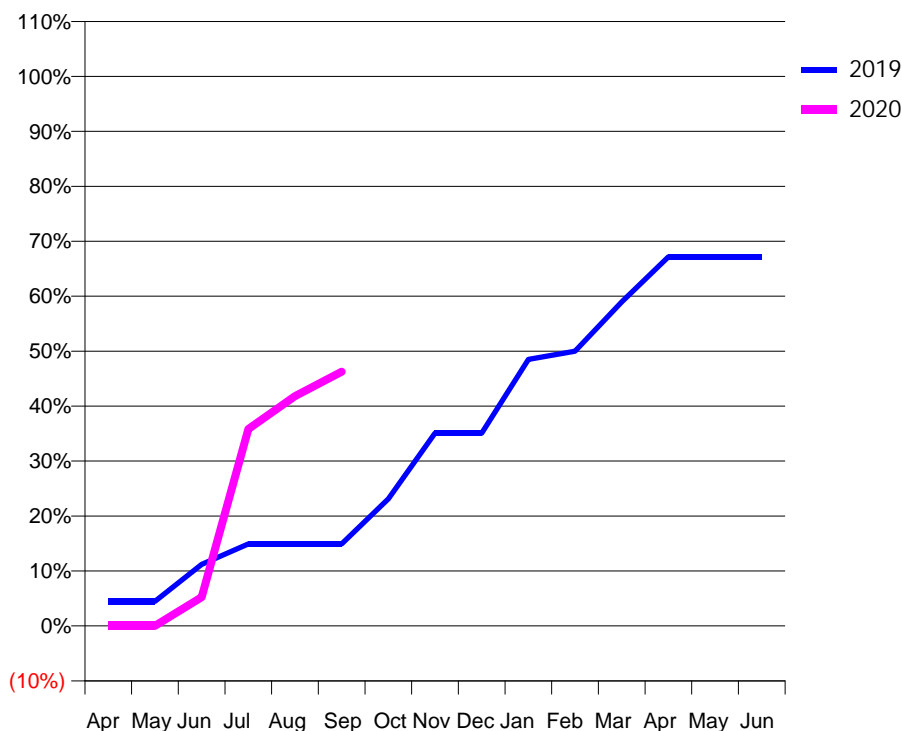
Q50 - Vital Signs Orthodontic At a Glance Contract Report for 177032/0001 - September 2019

| | | | |
|----------------------|---------------------------|---------------------------------------------|------------|
| Name or company name | Orchard House Dental Care | 19/20 Contracted general activity (UDA) | 390 |
| Contract type name | GDS Contract | Carry forward general activity (UDA) | -8 |
| Purpose of contract | General and Orthodontic | 19/20 Contracted orthodontic activity (UOA) | 134 |
| Contract start date | 01/04/2015 | Carry forward orthodontic activity (UOA) | 0 |
| Contract end date | | Baseline contract value | £28,439.80 |

| ACCESS | Contract | England and Wales |
|----------------------------------------------|----------|-------------------|
| 24 month ratio of assessments to patient IDs | 1.76 | 1.07 |

| ACTIVITY | Contract |
|-------------------------------------------------------------------------------------------|----------|
| Contract assess and fit appliances (case starts) as a percentage of Area Team case starts | 0.0 % |

Cumulative percentage of contracted UOA delivered 2019 & 2020



| Month | Adjusted Scheduled Activity (UOA) | | |
|-----------|-----------------------------------|------|------|
| | 2018 | 2019 | 2020 |
| April | 0 | 6 | 0 |
| May | 1 | 6 | 0 |
| June | 4 | 15 | 7 |
| July | 9 | 20 | 48 |
| August | 30 | 20 | 56 |
| September | 39 | 20 | 62 |
| October | 42 | 31 | |
| November | 46 | 47 | |
| December | 56 | 47 | |
| January | 60 | 65 | |
| February | 95 | 67 | |
| March | 109 | 79 | |
| April | 114 | 90 | |
| May | 114 | 90 | |
| June | 114 | 90 | |

QUANTITY METRICS (rolling 12 month period)

| | Contract Quantity | Contract Base Number | Contract * | Area Team | Region | England |
|----------------------------------------------------------------------------------|-------------------|----------------------|------------|-----------|--------|---------|
| % of all assessments that were assess and fit appliances (case starts) | 2 | 136 | 1.5% | 62.9% | 61.5% | 57.9% |
| % of all assessments that were assess and refuse | 30 | 136 | 22.1% | 12.2% | 11.3% | 12.4% |
| % of all assessments that were assess and review | 104 | 136 | 76.5% | 24.9% | 27.3% | 29.7% |
| % of case starts with a reported IOTN of 3 and Aesthetic Component of 5 or below | 0 | 2 | <i>N/A</i> | 0.2% | 0.1% | 0.1% |
| % of case starts with a reported IOTN of 3 and Aesthetic Component of 6 or above | 0 | 2 | <i>N/A</i> | 2.8% | 3.5% | 4.0% |
| % of case starts with a reported IOTN of 4 | 0 | 2 | <i>N/A</i> | 79.5% | 79.4% | 78.0% |
| % of case starts with a reported IOTN of 5 | 0 | 2 | <i>N/A</i> | 16.2% | 16.4% | 16.6% |
| % of concluded courses in receipt of dual-arch fixed appliances | 0 | 9 | <i>N/A</i> | 79.6% | 76.1% | 74.0% |
| % of concluded courses where treatment was abandoned or discontinued | 0 | 9 | 0.0% | 10.8% | 8.6% | 8.5% |
| % of patients satisfied with the treatment they have received | 0 | 0 | <i>N/A</i> | 80.0% | 95.2% | 95.5% |

* Figures in italics indicate that the base number is less than 100.

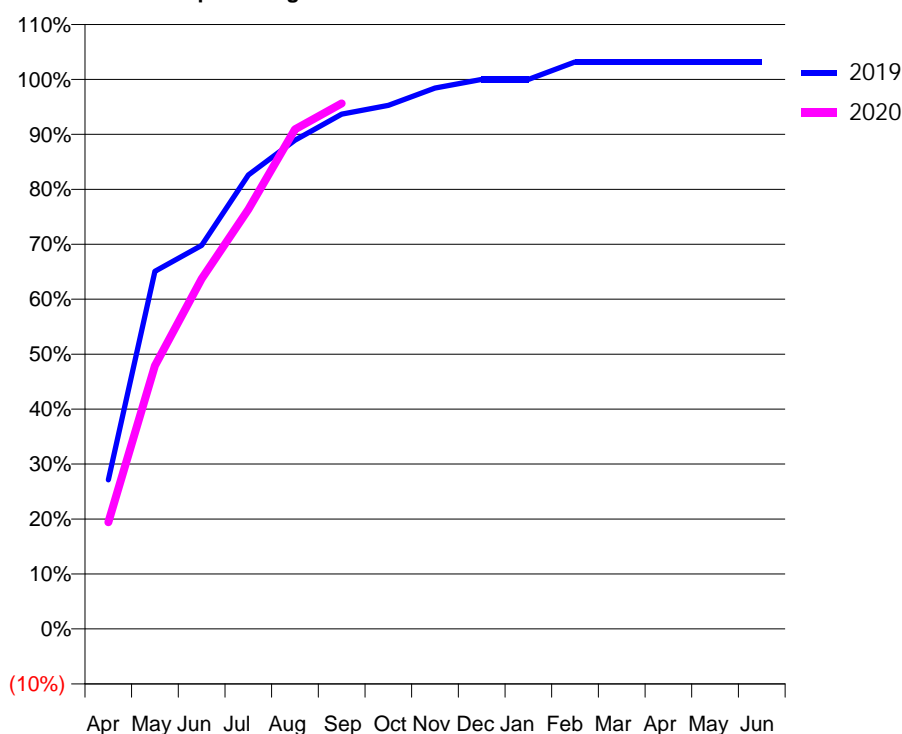
Q50 - Vital Signs Orthodontic At a Glance Contract Report for 177717/0003 - September 2019

| | | | |
|----------------------|-----------------|---------------------------------------------|------------|
| Name or company name | Smile Lincs Ltd | 19/20 Contracted general activity (UDA) | 0 |
| Contract type name | PDS Contract | Carry forward general activity (UDA) | 0 |
| Purpose of contract | Orthodontic | 19/20 Contracted orthodontic activity (UOA) | 1,328 |
| Contract start date | 01/09/2015 | Carry forward orthodontic activity (UOA) | -27 |
| Contract end date | 31/08/2020 | Baseline contract value | £87,397.71 |

| ACCESS | Contract | England and Wales |
|----------------------------------------------|----------|-------------------|
| 24 month ratio of assessments to patient IDs | 1.01 | 1.07 |

| ACTIVITY | Contract |
|-------------------------------------------------------------------------------------------|----------|
| Contract assess and fit appliances (case starts) as a percentage of Area Team case starts | 1.1 % |

Cumulative percentage of contracted UOA delivered 2019 & 2020



| Month | Adjusted Scheduled Activity (UOA) | | |
|-----------|-----------------------------------|-------|-------|
| | 2018 | 2019 | 2020 |
| April | 27 | 360 | 258 |
| May | 153 | 864 | 636 |
| June | 384 | 927 | 846 |
| July | 657 | 1,097 | 1,014 |
| August | 825 | 1,181 | 1,207 |
| September | 888 | 1,244 | 1,270 |
| October | 1,079 | 1,265 | |
| November | 1,163 | 1,307 | |
| December | 1,247 | 1,328 | |
| January | 1,289 | 1,328 | |
| February | 1,310 | 1,370 | |
| March | 1,310 | 1,370 | |
| April | 1,331 | 1,370 | |
| May | 1,331 | 1,370 | |
| June | 1,352 | 1,370 | |

QUANTITY METRICS (rolling 12 month period)

| | Contract Quantity | Contract Base Number | Contract * | Area Team | Region | England |
|----------------------------------------------------------------------------------|-------------------|----------------------|------------|-----------|--------|---------|
| % of all assessments that were assess and fit appliances (case starts) | 65 | 65 | 100.0% | 62.9% | 61.5% | 57.9% |
| % of all assessments that were assess and refuse | 0 | 65 | 0.0% | 12.2% | 11.3% | 12.4% |
| % of all assessments that were assess and review | 0 | 65 | 0.0% | 24.9% | 27.3% | 29.7% |
| % of case starts with a reported IOTN of 3 and Aesthetic Component of 5 or below | 0 | 65 | N/A | 0.2% | 0.1% | 0.1% |
| % of case starts with a reported IOTN of 3 and Aesthetic Component of 6 or above | 1 | 65 | 1.5% | 2.8% | 3.5% | 4.0% |
| % of case starts with a reported IOTN of 4 | 55 | 65 | 84.6% | 79.5% | 79.4% | 78.0% |
| % of case starts with a reported IOTN of 5 | 9 | 65 | 13.8% | 16.2% | 16.4% | 16.6% |
| % of concluded courses in receipt of dual-arch fixed appliances | 25 | 48 | 52.1% | 79.6% | 76.1% | 74.0% |
| % of concluded courses where treatment was abandoned or discontinued | 0 | 48 | 0.0% | 10.8% | 8.6% | 8.5% |
| % of patients satisfied with the treatment they have received | 1 | 1 | 100.0% | 80.0% | 95.2% | 95.5% |

* Figures in italics indicate that the base number is less than 100.

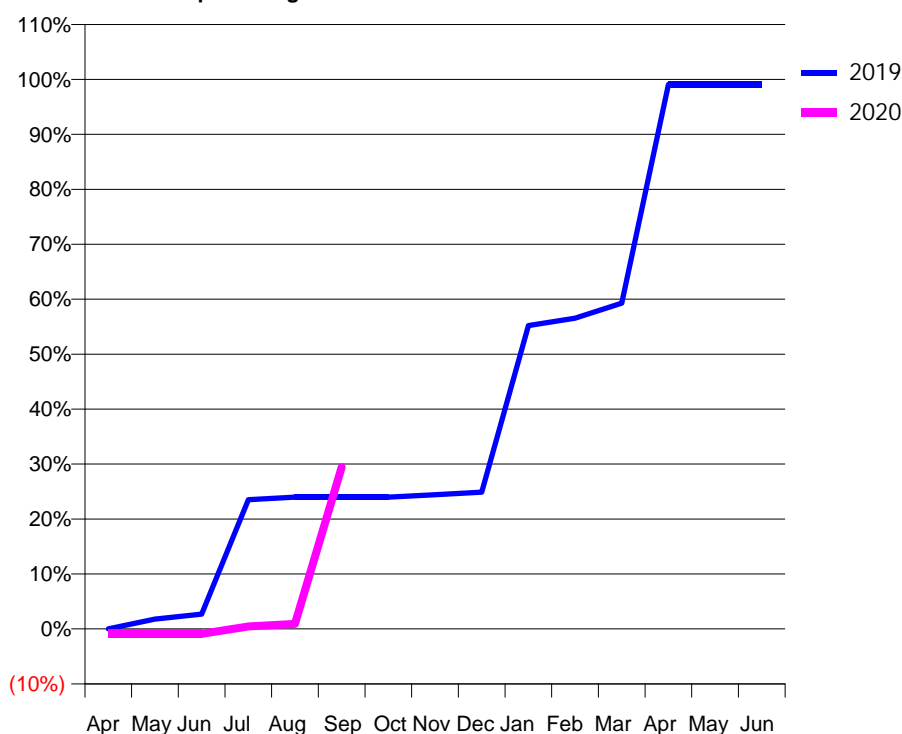
Q50 - Vital Signs Orthodontic At a Glance Contract Report for 178691/0001 - September 2019

| | | | |
|----------------------|-----------------------------------|---------------------------------------------|-------------|
| Name or company name | The Regent Street Dental Practice | 19/20 Contracted general activity (UDA) | 5,508 |
| Contract type name | GDS Contract | Carry forward general activity (UDA) | 144 |
| Purpose of contract | General and Orthodontic | 19/20 Contracted orthodontic activity (UOA) | 221 |
| Contract start date | 01/10/2014 | Carry forward orthodontic activity (UOA) | 2 |
| Contract end date | | Baseline contract value | £166,592.16 |

| ACCESS | Contract | England and Wales |
|----------------------------------------------|----------|-------------------|
| 24 month ratio of assessments to patient IDs | 1.11 | 1.07 |

| ACTIVITY | Contract |
|-------------------------------------------------------------------------------------------|----------|
| Contract assess and fit appliances (case starts) as a percentage of Area Team case starts | 0.2 % |

Cumulative percentage of contracted UOA delivered 2019 & 2020



| Month | Adjusted Scheduled Activity (UOA) | | |
|-----------|-----------------------------------|------|------|
| | 2018 | 2019 | 2020 |
| April | 4 | 0 | -2 |
| May | 67 | 4 | -2 |
| June | 130 | 6 | -2 |
| July | 130 | 52 | 1 |
| August | 139 | 53 | 2 |
| September | 141 | 53 | 65 |
| October | 151 | 53 | |
| November | 152 | 54 | |
| December | 195 | 55 | |
| January | 195 | 122 | |
| February | 200 | 125 | |
| March | 202 | 131 | |
| April | 223 | 219 | |
| May | 223 | 219 | |
| June | 223 | 219 | |

QUANTITY METRICS (rolling 12 month period)

| | Contract Quantity | Contract Base Number | Contract * | Area Team | Region | England |
|----------------------------------------------------------------------------------|-------------------|----------------------|------------|-----------|--------|---------|
| % of all assessments that were assess and fit appliances (case starts) | 10 | 33 | 30.3% | 62.9% | 61.5% | 57.9% |
| % of all assessments that were assess and refuse | 17 | 33 | 51.5% | 12.2% | 11.3% | 12.4% |
| % of all assessments that were assess and review | 6 | 33 | 18.2% | 24.9% | 27.3% | 29.7% |
| % of case starts with a reported IOTN of 3 and Aesthetic Component of 5 or below | 0 | 10 | <i>N/A</i> | 0.2% | 0.1% | 0.1% |
| % of case starts with a reported IOTN of 3 and Aesthetic Component of 6 or above | 0 | 10 | <i>N/A</i> | 2.8% | 3.5% | 4.0% |
| % of case starts with a reported IOTN of 4 | 7 | 10 | 70.0% | 79.5% | 79.4% | 78.0% |
| % of case starts with a reported IOTN of 5 | 3 | 10 | 30.0% | 16.2% | 16.4% | 16.6% |
| % of concluded courses in receipt of dual-arch fixed appliances | 0 | 12 | <i>N/A</i> | 79.6% | 76.1% | 74.0% |
| % of concluded courses where treatment was abandoned or discontinued | 0 | 12 | 0.0% | 10.8% | 8.6% | 8.5% |
| % of patients satisfied with the treatment they have received | 0 | 0 | <i>N/A</i> | 80.0% | 95.2% | 95.5% |

* Figures in italics indicate that the base number is less than 100.

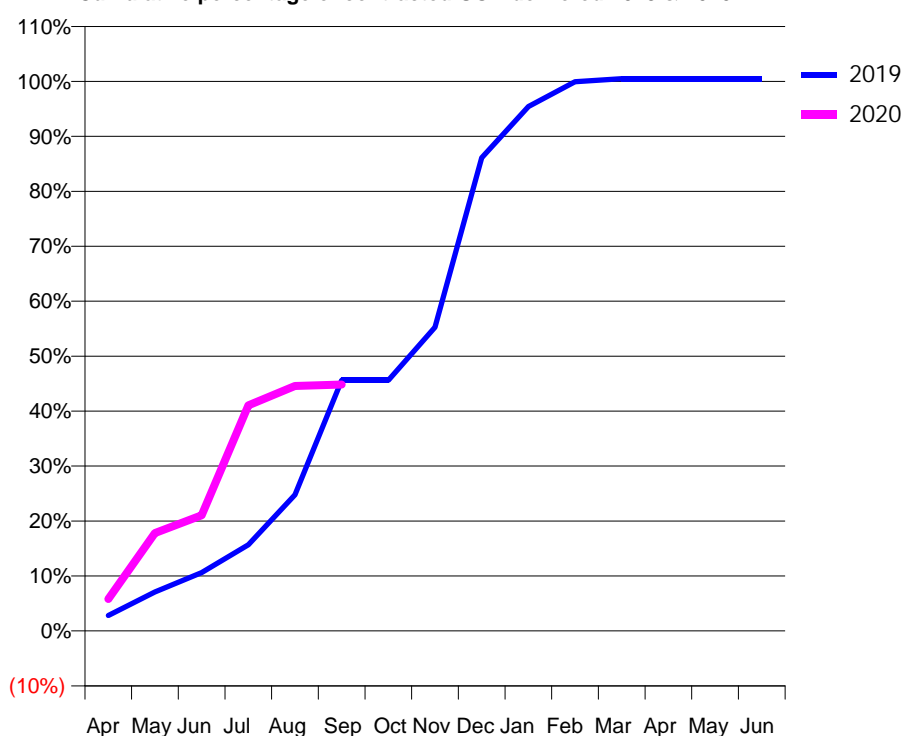
Q50 - Vital Signs Orthodontic At a Glance Contract Report for 183652/0003 - September 2019

| | | | |
|----------------------|-------------------|---------------------------------------------|-------------|
| Name or company name | Haricover Limited | 19/20 Contracted general activity (UDA) | 0 |
| Contract type name | PDS Contract | Carry forward general activity (UDA) | 0 |
| Purpose of contract | Orthodontic | 19/20 Contracted orthodontic activity (UOA) | 7,889 |
| Contract start date | 01/05/2015 | Carry forward orthodontic activity (UOA) | -38 |
| Contract end date | 31/03/2020 | Baseline contract value | £429,658.86 |

| ACCESS | Contract | England and Wales |
|----------------------------------------------|----------|-------------------|
| 24 month ratio of assessments to patient IDs | 1.00 | 1.07 |

| ACTIVITY | Contract |
|-------------------------------------------------------------------------------------------|----------|
| Contract assess and fit appliances (case starts) as a percentage of Area Team case starts | 6.6 % |

Cumulative percentage of contracted UOA delivered 2019 & 2020



| Month | Adjusted Scheduled Activity (UOA) | | |
|-----------|-----------------------------------|-------|-------|
| | 2018 | 2019 | 2020 |
| April | 118 | 221 | 458 |
| May | 208 | 560 | 1,407 |
| June | 365 | 837 | 1,660 |
| July | 2,001 | 1,238 | 3,239 |
| August | 2,976 | 1,954 | 3,516 |
| September | 4,031 | 3,598 | 3,537 |
| October | 4,501 | 3,599 | |
| November | 4,782 | 4,361 | |
| December | 4,889 | 6,791 | |
| January | 5,868 | 7,527 | |
| February | 6,645 | 7,884 | |
| March | 7,194 | 7,926 | |
| April | 8,140 | 7,926 | |
| May | 8,161 | 7,927 | |
| June | 8,161 | 7,927 | |

QUANTITY METRICS (rolling 12 month period)

| | Contract Quantity | Contract Base Number | Contract * | Area Team | Region | England |
|----------------------------------------------------------------------------------|-------------------|----------------------|------------|-----------|--------|---------|
| % of all assessments that were assess and fit appliances (case starts) | 377 | 390 | 96.7% | 62.9% | 61.5% | 57.9% |
| % of all assessments that were assess and refuse | 12 | 390 | 3.1% | 12.2% | 11.3% | 12.4% |
| % of all assessments that were assess and review | 1 | 390 | 0.3% | 24.9% | 27.3% | 29.7% |
| % of case starts with a reported IOTN of 3 and Aesthetic Component of 5 or below | 0 | 377 | N/A | 0.2% | 0.1% | 0.1% |
| % of case starts with a reported IOTN of 3 and Aesthetic Component of 6 or above | 4 | 377 | 1.1% | 2.8% | 3.5% | 4.0% |
| % of case starts with a reported IOTN of 4 | 264 | 377 | 70.0% | 79.5% | 79.4% | 78.0% |
| % of case starts with a reported IOTN of 5 | 108 | 377 | 28.6% | 16.2% | 16.4% | 16.6% |
| % of concluded courses in receipt of dual-arch fixed appliances | 273 | 365 | 74.8% | 79.6% | 76.1% | 74.0% |
| % of concluded courses where treatment was abandoned or discontinued | 65 | 365 | 17.8% | 10.8% | 8.6% | 8.5% |
| % of patients satisfied with the treatment they have received | 2 | 2 | 100.0% | 80.0% | 95.2% | 95.5% |

* Figures in italics indicate that the base number is less than 100.

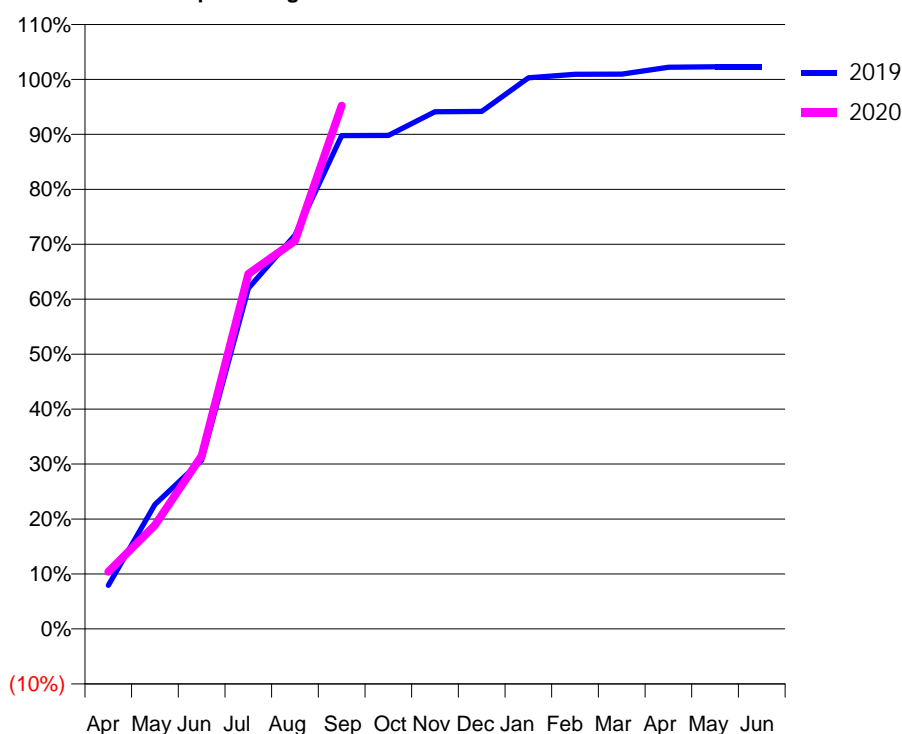
Q50 - Vital Signs Orthodontic At a Glance Contract Report for 183652/0004 - September 2019

| | | | |
|----------------------|-------------------|---------------------------------------------|-------------|
| Name or company name | Haricover Limited | 19/20 Contracted general activity (UDA) | 0 |
| Contract type name | PDS Contract | Carry forward general activity (UDA) | 0 |
| Purpose of contract | Orthodontic | 19/20 Contracted orthodontic activity (UOA) | 3,500 |
| Contract start date | 01/05/2015 | Carry forward orthodontic activity (UOA) | -70 |
| Contract end date | 31/08/2020 | Baseline contract value | £182,809.63 |

| ACCESS | Contract | England and Wales |
|----------------------------------------------|----------|-------------------|
| 24 month ratio of assessments to patient IDs | 1.00 | 1.07 |

| ACTIVITY | Contract |
|-------------------------------------------------------------------------------------------|----------|
| Contract assess and fit appliances (case starts) as a percentage of Area Team case starts | 3.1 % |

Cumulative percentage of contracted UOA delivered 2019 & 2020



| Month | Adjusted Scheduled Activity (UOA) | | |
|-----------|-----------------------------------|-------|-------|
| | 2018 | 2019 | 2020 |
| April | 112 | 278 | 365 |
| May | 227 | 793 | 661 |
| June | 507 | 1,074 | 1,102 |
| July | 2,294 | 2,170 | 2,261 |
| August | 3,015 | 2,508 | 2,471 |
| September | 3,206 | 3,142 | 3,332 |
| October | 3,313 | 3,143 | |
| November | 3,313 | 3,294 | |
| December | 3,334 | 3,296 | |
| January | 3,376 | 3,510 | |
| February | 3,397 | 3,532 | |
| March | 3,502 | 3,533 | |
| April | 3,545 | 3,577 | |
| May | 3,545 | 3,580 | |
| June | 3,545 | 3,580 | |

QUANTITY METRICS (rolling 12 month period)

| | Contract Quantity | Contract Base Number | Contract * | Area Team | Region | England |
|----------------------------------------------------------------------------------|-------------------|----------------------|------------|-----------|--------|---------|
| % of all assessments that were assess and fit appliances (case starts) | 179 | 193 | 92.7% | 62.9% | 61.5% | 57.9% |
| % of all assessments that were assess and refuse | 14 | 193 | 7.3% | 12.2% | 11.3% | 12.4% |
| % of all assessments that were assess and review | 0 | 193 | 0.0% | 24.9% | 27.3% | 29.7% |
| % of case starts with a reported IOTN of 3 and Aesthetic Component of 5 or below | 2 | 179 | 1.1% | 0.2% | 0.1% | 0.1% |
| % of case starts with a reported IOTN of 3 and Aesthetic Component of 6 or above | 6 | 179 | 3.4% | 2.8% | 3.5% | 4.0% |
| % of case starts with a reported IOTN of 4 | 110 | 179 | 61.5% | 79.5% | 79.4% | 78.0% |
| % of case starts with a reported IOTN of 5 | 59 | 179 | 33.0% | 16.2% | 16.4% | 16.6% |
| % of concluded courses in receipt of dual-arch fixed appliances | 160 | 204 | 78.4% | 79.6% | 76.1% | 74.0% |
| % of concluded courses where treatment was abandoned or discontinued | 28 | 204 | 13.7% | 10.8% | 8.6% | 8.5% |
| % of patients satisfied with the treatment they have received | 0 | 0 | N/A | 80.0% | 95.2% | 95.5% |

* Figures in italics indicate that the base number is less than 100.

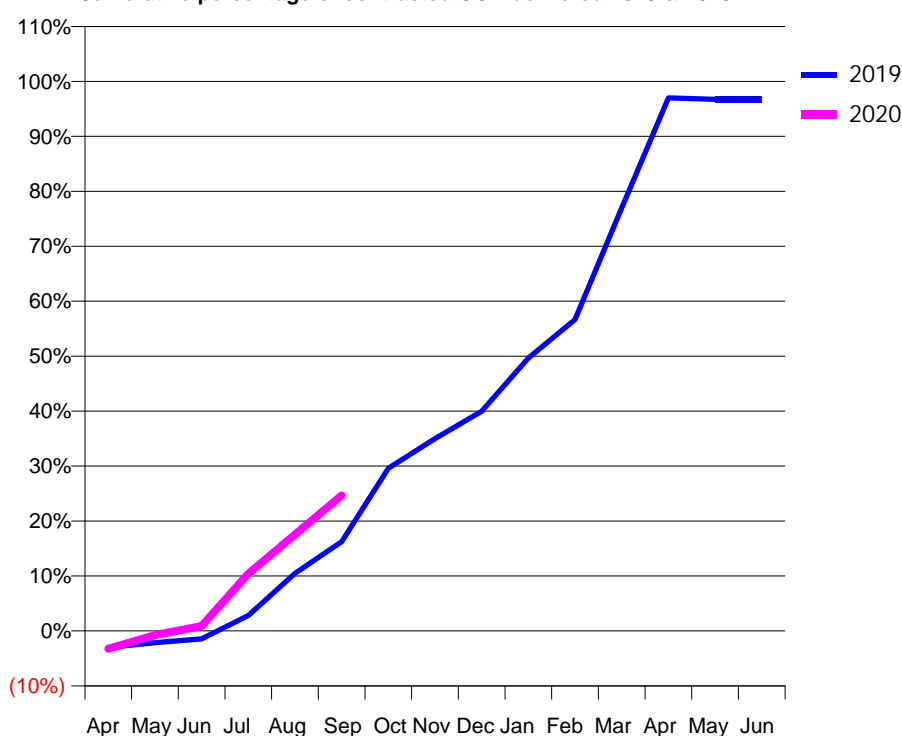
Q50 - Vital Signs Orthodontic At a Glance Contract Report for 184268/0001 - September 2019

| | | | |
|----------------------|-----------------------------|---------------------------------------------|-------------|
| Name or company name | Alpha Windmill (Bedale) Ltd | 19/20 Contracted general activity (UDA) | 0 |
| Contract type name | PDS Contract | Carry forward general activity (UDA) | 0 |
| Purpose of contract | Orthodontic | 19/20 Contracted orthodontic activity (UOA) | 7,500 |
| Contract start date | 01/03/2012 | Carry forward orthodontic activity (UOA) | 245 |
| Contract end date | 31/03/2020 | Baseline contract value | £416,684.17 |

| ACCESS | Contract | England and Wales |
|----------------------------------------------|----------|-------------------|
| 24 month ratio of assessments to patient IDs | 1.12 | 1.07 |

| ACTIVITY | Contract |
|-------------------------------------------------------------------------------------------|----------|
| Contract assess and fit appliances (case starts) as a percentage of Area Team case starts | 6.6 % |

Cumulative percentage of contracted UOA delivered 2019 & 2020



| Month | Adjusted Scheduled Activity (UOA) | | |
|-----------|-----------------------------------|-------|-------|
| | 2018 | 2019 | 2020 |
| April | -78 | -227 | -245 |
| May | -16 | -163 | -60 |
| June | 165 | -110 | 66 |
| July | 737 | 210 | 781 |
| August | 1,083 | 785 | 1,313 |
| September | 1,664 | 1,218 | 1,849 |
| October | 2,103 | 2,219 | |
| November | 2,583 | 2,626 | |
| December | 2,838 | 2,999 | |
| January | 3,399 | 3,725 | |
| February | 4,037 | 4,249 | |
| March | 4,991 | 5,774 | |
| April | 7,078 | 7,273 | |
| May | 7,167 | 7,255 | |
| June | 7,273 | 7,255 | |

QUANTITY METRICS (rolling 12 month period)

| | Contract Quantity | Contract Base Number | Contract * | Area Team | Region | England |
|----------------------------------------------------------------------------------|-------------------|----------------------|------------|-----------|--------|---------|
| % of all assessments that were assess and fit appliances (case starts) | 380 | 774 | 49.1% | 62.9% | 61.5% | 57.9% |
| % of all assessments that were assess and refuse | 210 | 774 | 27.1% | 12.2% | 11.3% | 12.4% |
| % of all assessments that were assess and review | 184 | 774 | 23.8% | 24.9% | 27.3% | 29.7% |
| % of case starts with a reported IOTN of 3 and Aesthetic Component of 5 or below | 1 | 380 | 0.3% | 0.2% | 0.1% | 0.1% |
| % of case starts with a reported IOTN of 3 and Aesthetic Component of 6 or above | 31 | 380 | 8.2% | 2.8% | 3.5% | 4.0% |
| % of case starts with a reported IOTN of 4 | 279 | 380 | 73.4% | 79.5% | 79.4% | 78.0% |
| % of case starts with a reported IOTN of 5 | 67 | 380 | 17.6% | 16.2% | 16.4% | 16.6 % |
| % of concluded courses in receipt of dual-arch fixed appliances | 365 | 469 | 77.8% | 79.6% | 76.1% | 74.0% |
| % of concluded courses where treatment was abandoned or discontinued | 74 | 469 | 15.8% | 10.8% | 8.6% | 8.5% |
| % of patients satisfied with the treatment they have received | 0 | 0 | N/A | 80.0% | 95.2% | 95.5% |

* Figures in italics indicate that the base number is less than 100.

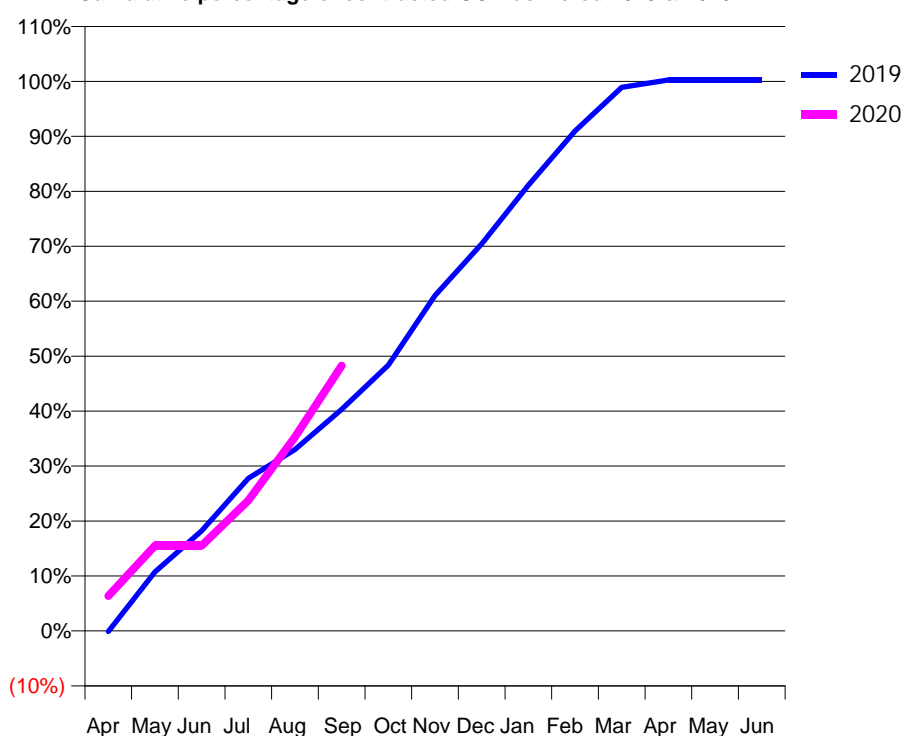
Q50 - Vital Signs Orthodontic At a Glance Contract Report for 195561/0001 - September 2019

| | | | |
|----------------------|--------------------------|---------------------------------------------|-------------|
| Name or company name | ROBERTS-HARRY CLINIC LTD | 19/20 Contracted general activity (UDA) | 0 |
| Contract type name | PDS Contract | Carry forward general activity (UDA) | 0 |
| Purpose of contract | Orthodontic | 19/20 Contracted orthodontic activity (UOA) | 16,192 |
| Contract start date | 01/05/2011 | Carry forward orthodontic activity (UOA) | -42 |
| Contract end date | 31/03/2020 | Baseline contract value | £939,474.09 |

| ACCESS | Contract | England and Wales |
|----------------------------------------------|----------|-------------------|
| 24 month ratio of assessments to patient IDs | 1.00 | 1.07 |

| ACTIVITY | Contract |
|-------------------------------------------------------------------------------------------|----------|
| Contract assess and fit appliances (case starts) as a percentage of Area Team case starts | 14.7 % |

Cumulative percentage of contracted UOA delivered 2019 & 2020



| Month | Adjusted Scheduled Activity (UOA) | | |
|-----------|-----------------------------------|--------|-------|
| | 2018 | 2019 | 2020 |
| April | 380 | -20 | 1,032 |
| May | 2,885 | 1,737 | 2,514 |
| June | 4,109 | 2,947 | 2,514 |
| July | 4,852 | 4,497 | 3,844 |
| August | 7,326 | 5,344 | 5,713 |
| September | 8,019 | 6,529 | 7,817 |
| October | 9,270 | 7,833 | |
| November | 10,483 | 9,882 | |
| December | 11,420 | 11,406 | |
| January | 12,641 | 13,132 | |
| February | 14,237 | 14,728 | |
| March | 15,819 | 16,014 | |
| April | 16,172 | 16,234 | |
| May | 16,172 | 16,234 | |
| June | 16,172 | 16,234 | |

QUANTITY METRICS (rolling 12 month period)

| | Contract Quantity | Contract Base Number | Contract * | Area Team | Region | England |
|----------------------------------------------------------------------------------|-------------------|----------------------|------------|-----------|--------|---------|
| % of all assessments that were assess and fit appliances (case starts) | 840 | 905 | 92.8% | 62.9% | 61.5% | 57.9% |
| % of all assessments that were assess and refuse | 32 | 905 | 3.5% | 12.2% | 11.3% | 12.4% |
| % of all assessments that were assess and review | 33 | 905 | 3.6% | 24.9% | 27.3% | 29.7% |
| % of case starts with a reported IOTN of 3 and Aesthetic Component of 5 or below | 0 | 840 | N/A | 0.2% | 0.1% | 0.1% |
| % of case starts with a reported IOTN of 3 and Aesthetic Component of 6 or above | 31 | 840 | 3.7% | 2.8% | 3.5% | 4.0% |
| % of case starts with a reported IOTN of 4 | 650 | 840 | 77.4% | 79.5% | 79.4% | 78.0% |
| % of case starts with a reported IOTN of 5 | 154 | 840 | 18.3% | 16.2% | 16.4% | 16.6 % |
| % of concluded courses in receipt of dual-arch fixed appliances | 773 | 820 | 94.3% | 79.6% | 76.1% | 74.0% |
| % of concluded courses where treatment was abandoned or discontinued | 28 | 820 | 3.4% | 10.8% | 8.6% | 8.5% |
| % of patients satisfied with the treatment they have received | 2 | 2 | 100.0% | 80.0% | 95.2% | 95.5% |

* Figures in italics indicate that the base number is less than 100.

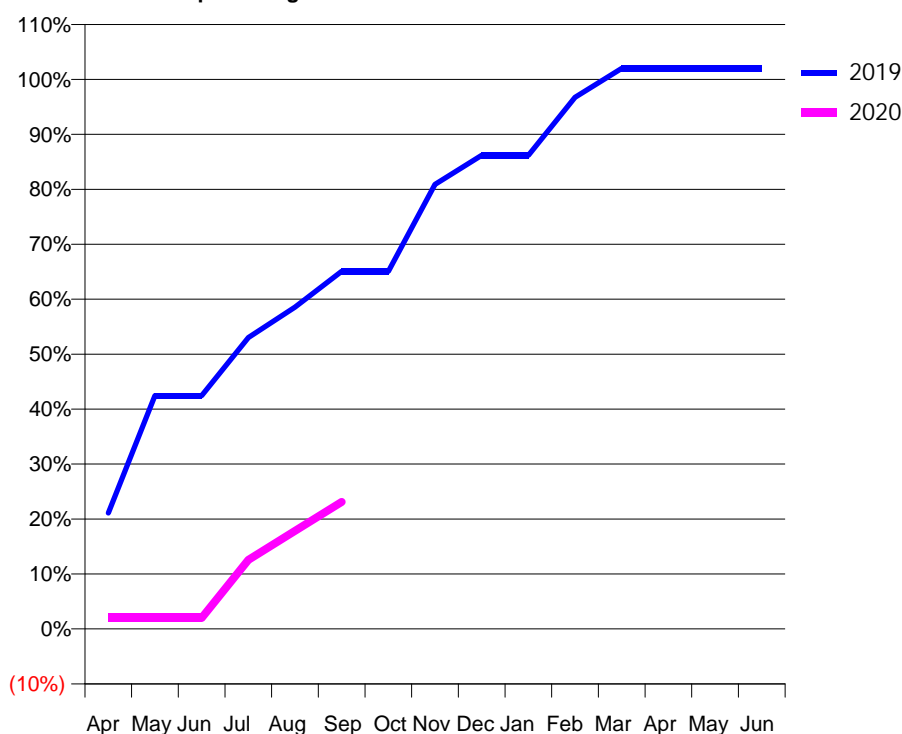
Q50 - Vital Signs Orthodontic At a Glance Contract Report for 197580/0001 - September 2019

| | | | |
|----------------------|------------------------------|---------------------------------------------|------------|
| Name or company name | CLOCK TOWER DENTAL CARE LTD. | 19/20 Contracted general activity (UDA) | 2,000 |
| Contract type name | GDS Contract | Carry forward general activity (UDA) | 0 |
| Purpose of contract | General and Orthodontic | 19/20 Contracted orthodontic activity (UOA) | 398 |
| Contract start date | 01/12/2012 | Carry forward orthodontic activity (UOA) | -8 |
| Contract end date | | Baseline contract value | £93,305.81 |

| ACCESS | Contract | England and Wales |
|----------------------------------------------|----------|-------------------|
| 24 month ratio of assessments to patient IDs | 1.05 | 1.07 |

| ACTIVITY | Contract |
|-------------------------------------------------------------------------------------------|----------|
| Contract assess and fit appliances (case starts) as a percentage of Area Team case starts | 0.2 % |

Cumulative percentage of contracted UOA delivered 2019 & 2020



| Month | Adjusted Scheduled Activity (UOA) | | |
|-----------|-----------------------------------|------|------|
| | 2018 | 2019 | 2020 |
| April | 0 | 84 | 8 |
| May | 22 | 169 | 8 |
| June | 45 | 169 | 8 |
| July | 151 | 211 | 50 |
| August | 174 | 233 | 71 |
| September | 198 | 259 | 92 |
| October | 199 | 259 | |
| November | 223 | 322 | |
| December | 331 | 343 | |
| January | 352 | 343 | |
| February | 352 | 385 | |
| March | 352 | 406 | |
| April | 394 | 406 | |
| May | 394 | 406 | |
| June | 394 | 406 | |

QUANTITY METRICS (rolling 12 month period)

| | Contract Quantity | Contract Base Number | Contract * | Area Team | Region | England |
|----------------------------------------------------------------------------------|-------------------|----------------------|------------|-----------|--------|---------|
| % of all assessments that were assess and fit appliances (case starts) | 14 | 27 | 51.9% | 62.9% | 61.5% | 57.9% |
| % of all assessments that were assess and refuse | 0 | 27 | 0.0% | 12.2% | 11.3% | 12.4% |
| % of all assessments that were assess and review | 13 | 27 | 48.1% | 24.9% | 27.3% | 29.7% |
| % of case starts with a reported IOTN of 3 and Aesthetic Component of 5 or below | 0 | 14 | N/A | 0.2% | 0.1% | 0.1% |
| % of case starts with a reported IOTN of 3 and Aesthetic Component of 6 or above | 0 | 14 | N/A | 2.8% | 3.5% | 4.0% |
| % of case starts with a reported IOTN of 4 | 9 | 14 | 64.3% | 79.5% | 79.4% | 78.0% |
| % of case starts with a reported IOTN of 5 | 1 | 14 | 7.1% | 16.2% | 16.4% | 16.6% |
| % of concluded courses in receipt of dual-arch fixed appliances | 2 | 21 | 9.5% | 79.6% | 76.1% | 74.0% |
| % of concluded courses where treatment was abandoned or discontinued | 0 | 21 | 0.0% | 10.8% | 8.6% | 8.5% |
| % of patients satisfied with the treatment they have received | 0 | 0 | N/A | 80.0% | 95.2% | 95.5% |

* Figures in italics indicate that the base number is less than 100.

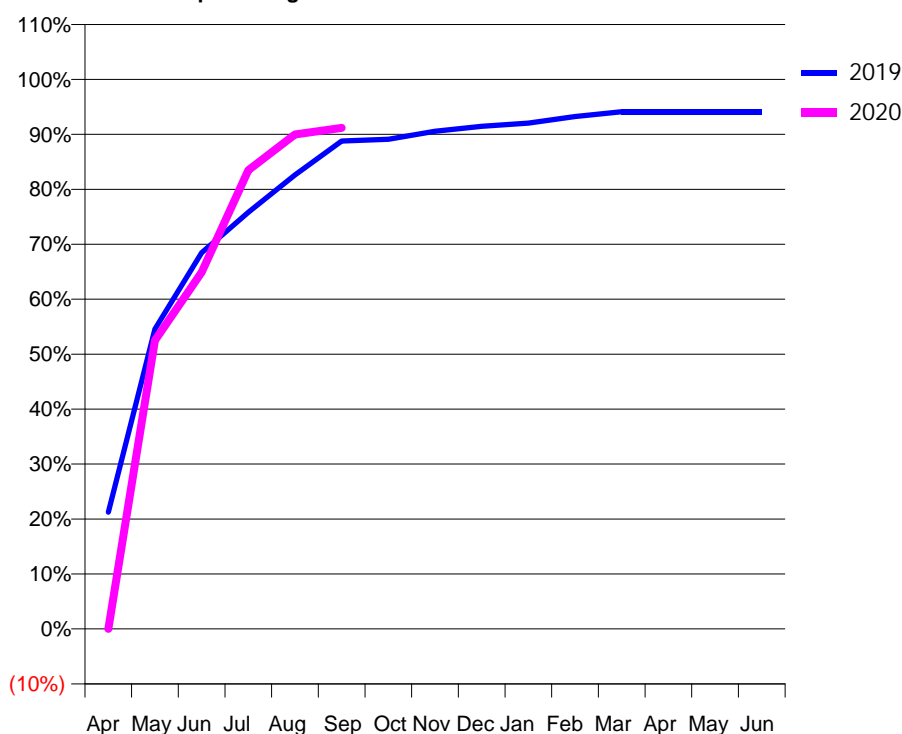
Q50 - Vital Signs Orthodontic At a Glance Contract Report for 573973/0001 - September 2019

| | | | |
|----------------------|-------------------------|---------------------------------------------|-------------|
| Name or company name | MR SB JAMIESON | 19/20 Contracted general activity (UDA) | 8,938 |
| Contract type name | GDS Contract | Carry forward general activity (UDA) | 0 |
| Purpose of contract | General and Orthodontic | 19/20 Contracted orthodontic activity (UOA) | 339 |
| Contract start date | 01/04/2006 | Carry forward orthodontic activity (UOA) | 0 |
| Contract end date | | Baseline contract value | £234,017.98 |

| ACCESS | Contract | England and Wales |
|----------------------------------------------|----------|-------------------|
| 24 month ratio of assessments to patient IDs | 1.28 | 1.07 |

| ACTIVITY | Contract |
|-------------------------------------------------------------------------------------------|----------|
| Contract assess and fit appliances (case starts) as a percentage of Area Team case starts | 0.2 % |

Cumulative percentage of contracted UOA delivered 2019 & 2020



| Month | Adjusted Scheduled Activity (UOA) | | |
|-----------|-----------------------------------|------|------|
| | 2018 | 2019 | 2020 |
| April | 31 | 72 | 0 |
| May | 100 | 185 | 178 |
| June | 209 | 232 | 220 |
| July | 231 | 257 | 283 |
| August | 255 | 280 | 305 |
| September | 323 | 301 | 309 |
| October | 326 | 302 | |
| November | 336 | 307 | |
| December | 336 | 310 | |
| January | 337 | 312 | |
| February | 340 | 316 | |
| March | 340 | 319 | |
| April | 342 | 319 | |
| May | 342 | 319 | |
| June | 342 | 319 | |

QUANTITY METRICS (rolling 12 month period)

| | Contract Quantity | Contract Base Number | Contract * | Area Team | Region | England |
|----------------------------------------------------------------------------------|-------------------|----------------------|------------|-----------|--------|---------|
| % of all assessments that were assess and fit appliances (case starts) | 14 | 47 | 29.8% | 62.9% | 61.5% | 57.9% |
| % of all assessments that were assess and refuse | 9 | 47 | 19.1% | 12.2% | 11.3% | 12.4% |
| % of all assessments that were assess and review | 24 | 47 | 51.1% | 24.9% | 27.3% | 29.7% |
| % of case starts with a reported IOTN of 3 and Aesthetic Component of 5 or below | 0 | 14 | <i>N/A</i> | 0.2% | 0.1% | 0.1% |
| % of case starts with a reported IOTN of 3 and Aesthetic Component of 6 or above | 5 | 14 | 35.7% | 2.8% | 3.5% | 4.0% |
| % of case starts with a reported IOTN of 4 | 9 | 14 | 64.3% | 79.5% | 79.4% | 78.0% |
| % of case starts with a reported IOTN of 5 | 0 | 14 | <i>N/A</i> | 16.2% | 16.4% | 16.6% |
| % of concluded courses in receipt of dual-arch fixed appliances | 4 | 6 | 66.7% | 79.6% | 76.1% | 74.0% |
| % of concluded courses where treatment was abandoned or discontinued | 2 | 6 | 33.3% | 10.8% | 8.6% | 8.5% |
| % of patients satisfied with the treatment they have received | 0 | 0 | <i>N/A</i> | 80.0% | 95.2% | 95.5% |

* Figures in italics indicate that the base number is less than 100.

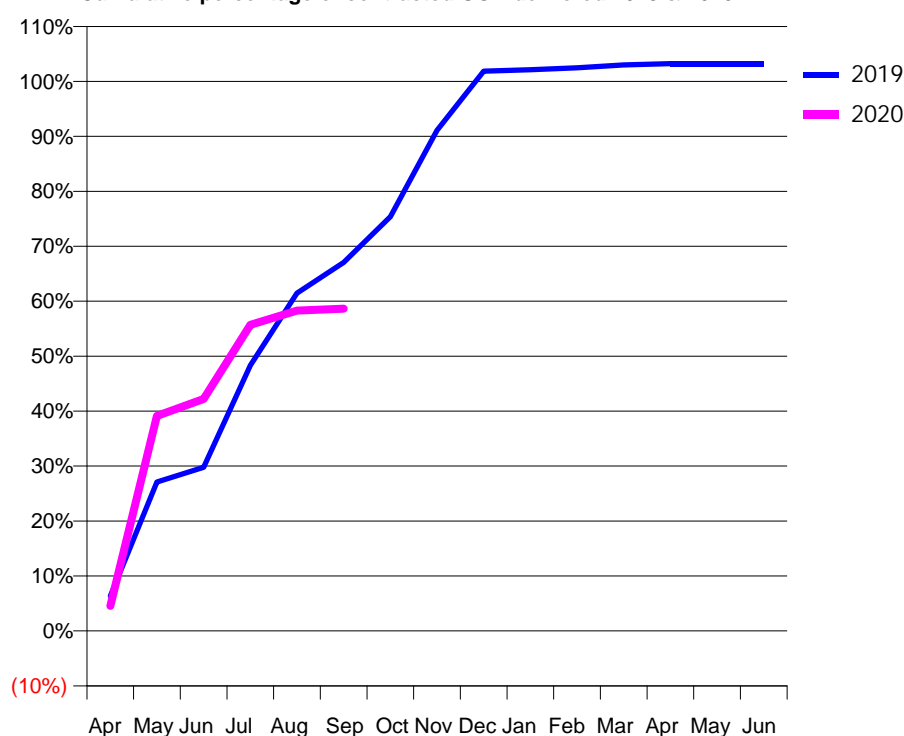
Q50 - Vital Signs Orthodontic At a Glance Contract Report for 732974/0001 - September 2019

| | | | |
|----------------------|-------------------------|---------------------------------------------|-------------|
| Name or company name | MR IJ AUCKLAND | 19/20 Contracted general activity (UDA) | 1,332 |
| Contract type name | GDS Contract | Carry forward general activity (UDA) | 0 |
| Purpose of contract | General and Orthodontic | 19/20 Contracted orthodontic activity (UOA) | 815 |
| Contract start date | 01/04/2006 | Carry forward orthodontic activity (UOA) | -16 |
| Contract end date | | Baseline contract value | £109,305.49 |

| ACCESS | Contract | England and Wales |
|----------------------------------------------|----------|-------------------|
| 24 month ratio of assessments to patient IDs | 1.12 | 1.07 |

| ACTIVITY | Contract |
|-------------------------------------------------------------------------------------------|----------|
| Contract assess and fit appliances (case starts) as a percentage of Area Team case starts | 0.6 % |

Cumulative percentage of contracted UOA delivered 2019 & 2020



| Month | Adjusted Scheduled Activity (UOA) | | |
|-----------|-----------------------------------|------|------|
| | 2018 | 2019 | 2020 |
| April | 22 | 52 | 37 |
| May | 88 | 221 | 319 |
| June | 155 | 243 | 344 |
| July | 181 | 394 | 454 |
| August | 229 | 501 | 475 |
| September | 315 | 547 | 478 |
| October | 452 | 614 | |
| November | 540 | 742 | |
| December | 610 | 830 | |
| January | 708 | 832 | |
| February | 797 | 835 | |
| March | 821 | 839 | |
| April | 825 | 841 | |
| May | 825 | 841 | |
| June | 825 | 841 | |

QUANTITY METRICS (rolling 12 month period)

| | Contract Quantity | Contract Base Number | Contract * | Area Team | Region | England |
|----------------------------------------------------------------------------------|-------------------|----------------------|------------|-----------|--------|---------|
| % of all assessments that were assess and fit appliances (case starts) | 35 | 73 | 47.9% | 62.9% | 61.5% | 57.9% |
| % of all assessments that were assess and refuse | 5 | 73 | 6.8% | 12.2% | 11.3% | 12.4% |
| % of all assessments that were assess and review | 33 | 73 | 45.2% | 24.9% | 27.3% | 29.7% |
| % of case starts with a reported IOTN of 3 and Aesthetic Component of 5 or below | 0 | 35 | N/A | 0.2% | 0.1% | 0.1% |
| % of case starts with a reported IOTN of 3 and Aesthetic Component of 6 or above | 0 | 35 | N/A | 2.8% | 3.5% | 4.0% |
| % of case starts with a reported IOTN of 4 | 16 | 35 | 45.7% | 79.5% | 79.4% | 78.0% |
| % of case starts with a reported IOTN of 5 | 6 | 35 | 17.1% | 16.2% | 16.4% | 16.6% |
| % of concluded courses in receipt of dual-arch fixed appliances | 1 | 80 | 1.3% | 79.6% | 76.1% | 74.0% |
| % of concluded courses where treatment was abandoned or discontinued | 0 | 80 | 0.0% | 10.8% | 8.6% | 8.5% |
| % of patients satisfied with the treatment they have received | 0 | 0 | N/A | 80.0% | 95.2% | 95.5% |

* Figures in italics indicate that the base number is less than 100.

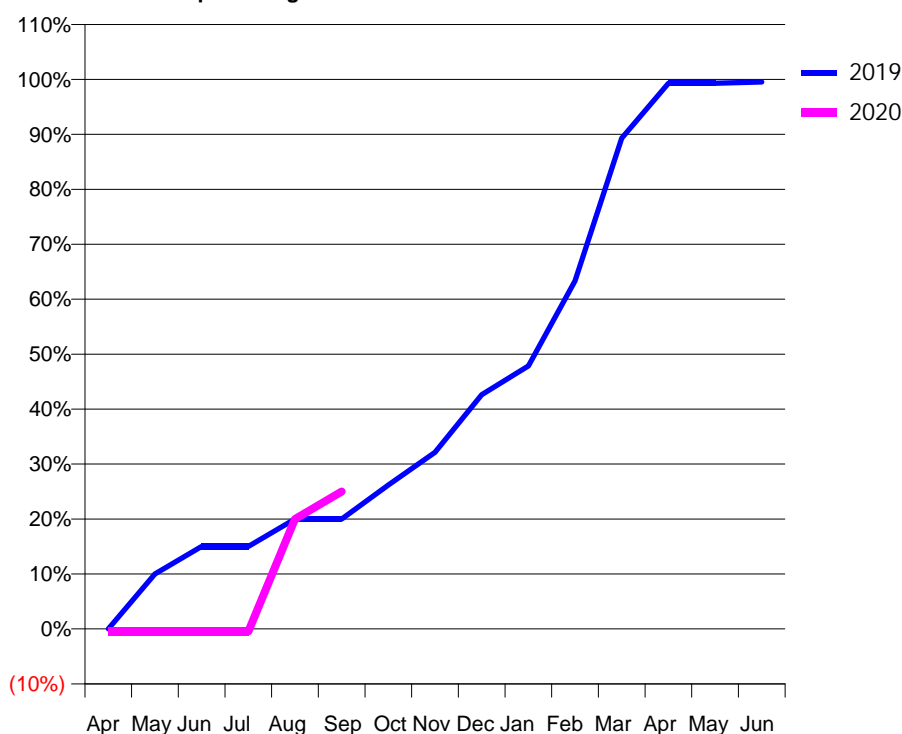
Q50 - Vital Signs Orthodontic At a Glance Contract Report for 749869/0001 - September 2019

| | | | |
|----------------------|-------------------------|---------------------------------------------|------------|
| Name or company name | MRS ML GATECLIFF | 19/20 Contracted general activity (UDA) | 2,024 |
| Contract type name | GDS Contract | Carry forward general activity (UDA) | -18 |
| Purpose of contract | General and Orthodontic | 19/20 Contracted orthodontic activity (UOA) | 420 |
| Contract start date | 01/04/2006 | Carry forward orthodontic activity (UOA) | 2 |
| Contract end date | | Baseline contract value | £93,692.37 |

| ACCESS | Contract | England and Wales |
|----------------------------------------------|----------|-------------------|
| 24 month ratio of assessments to patient IDs | 1.14 | 1.07 |

| ACTIVITY | Contract |
|-------------------------------------------------------------------------------------------|----------|
| Contract assess and fit appliances (case starts) as a percentage of Area Team case starts | 0.3 % |

Cumulative percentage of contracted UOA delivered 2019 & 2020



| Month | Adjusted Scheduled Activity (UOA) | | |
|-----------|-----------------------------------|------|------|
| | 2018 | 2019 | 2020 |
| April | 17 | 0 | -2 |
| May | 38 | 42 | -2 |
| June | 38 | 63 | -2 |
| July | 81 | 63 | -2 |
| August | 83 | 84 | 84 |
| September | 83 | 84 | 105 |
| October | 188 | 110 | |
| November | 191 | 135 | |
| December | 213 | 179 | |
| January | 236 | 201 | |
| February | 279 | 266 | |
| March | 325 | 375 | |
| April | 349 | 417 | |
| May | 349 | 417 | |
| June | 349 | 418 | |

QUANTITY METRICS (rolling 12 month period)

| | Contract Quantity | Contract Base Number | Contract * | Area Team | Region | England |
|----------------------------------------------------------------------------------|-------------------|----------------------|------------|-----------|--------|---------|
| % of all assessments that were assess and fit appliances (case starts) | 20 | 42 | 47.6% | 62.9% | 61.5% | 57.9% |
| % of all assessments that were assess and refuse | 2 | 42 | 4.8% | 12.2% | 11.3% | 12.4% |
| % of all assessments that were assess and review | 20 | 42 | 47.6% | 24.9% | 27.3% | 29.7% |
| % of case starts with a reported IOTN of 3 and Aesthetic Component of 5 or below | 0 | 20 | <i>N/A</i> | 0.2% | 0.1% | 0.1% |
| % of case starts with a reported IOTN of 3 and Aesthetic Component of 6 or above | 0 | 20 | <i>N/A</i> | 2.8% | 3.5% | 4.0% |
| % of case starts with a reported IOTN of 4 | 16 | 20 | 80.0% | 79.5% | 79.4% | 78.0% |
| % of case starts with a reported IOTN of 5 | 3 | 20 | 15.0% | 16.2% | 16.4% | 16.6% |
| % of concluded courses in receipt of dual-arch fixed appliances | 16 | 19 | 84.2% | 79.6% | 76.1% | 74.0% |
| % of concluded courses where treatment was abandoned or discontinued | 3 | 19 | 15.8% | 10.8% | 8.6% | 8.5% |
| % of patients satisfied with the treatment they have received | 0 | 0 | <i>N/A</i> | 80.0% | 95.2% | 95.5% |

* Figures in italics indicate that the base number is less than 100.

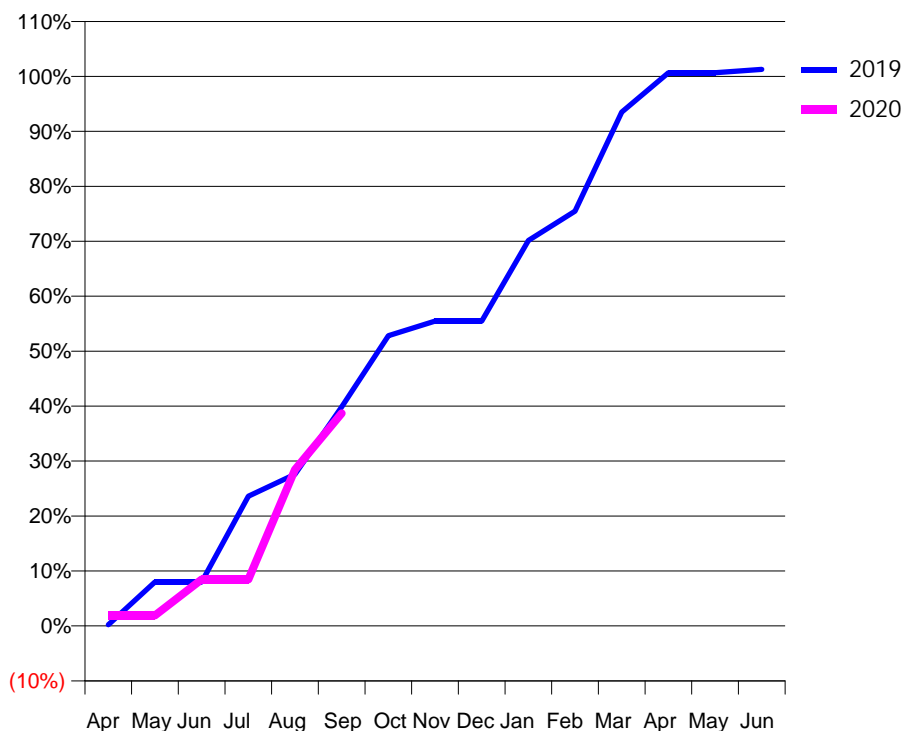
Q50 - Vital Signs Orthodontic At a Glance Contract Report for 809632/0004 - September 2019

| | | | |
|----------------------|----------------|---------------------------------------------|-------------|
| Name or company name | MR GJ ATHERTON | 19/20 Contracted general activity (UDA) | 0 |
| Contract type name | PDS Contract | Carry forward general activity (UDA) | 0 |
| Purpose of contract | Orthodontic | 19/20 Contracted orthodontic activity (UOA) | 3,300 |
| Contract start date | 01/04/2006 | Carry forward orthodontic activity (UOA) | -42 |
| Contract end date | 31/08/2020 | Baseline contract value | £191,468.91 |

| ACCESS | Contract | England and Wales |
|----------------------------------------------|----------|-------------------|
| 24 month ratio of assessments to patient IDs | 1.02 | 1.07 |

| ACTIVITY | Contract |
|-------------------------------------------------------------------------------------------|----------|
| Contract assess and fit appliances (case starts) as a percentage of Area Team case starts | 2.7 % |

Cumulative percentage of contracted UOA delivered 2019 & 2020



| Month | Adjusted Scheduled Activity (UOA) | | |
|-----------|-----------------------------------|-------|-------|
| | 2018 | 2019 | 2020 |
| April | 66 | 8 | 63 |
| May | 66 | 264 | 63 |
| June | 468 | 264 | 279 |
| July | 664 | 779 | 279 |
| August | 989 | 911 | 939 |
| September | 1,010 | 1,315 | 1,277 |
| October | 1,096 | 1,743 | |
| November | 1,269 | 1,830 | |
| December | 1,269 | 1,830 | |
| January | 1,970 | 2,315 | |
| February | 2,228 | 2,490 | |
| March | 3,201 | 3,085 | |
| April | 3,306 | 3,321 | |
| May | 3,308 | 3,321 | |
| June | 3,308 | 3,342 | |

QUANTITY METRICS (rolling 12 month period)

| | Contract Quantity | Contract Base Number | Contract * | Area Team | Region | England |
|----------------------------------------------------------------------------------|-------------------|----------------------|------------|-----------|--------|---------|
| % of all assessments that were assess and fit appliances (case starts) | 155 | 213 | 72.8% | 62.9% | 61.5% | 57.9% |
| % of all assessments that were assess and refuse | 6 | 213 | 2.8% | 12.2% | 11.3% | 12.4% |
| % of all assessments that were assess and review | 52 | 213 | 24.4% | 24.9% | 27.3% | 29.7% |
| % of case starts with a reported IOTN of 3 and Aesthetic Component of 5 or below | 1 | 155 | 0.6% | 0.2% | 0.1% | 0.1% |
| % of case starts with a reported IOTN of 3 and Aesthetic Component of 6 or above | 0 | 155 | N/A | 2.8% | 3.5% | 4.0% |
| % of case starts with a reported IOTN of 4 | 110 | 155 | 71.0% | 79.5% | 79.4% | 78.0% |
| % of case starts with a reported IOTN of 5 | 37 | 155 | 23.9% | 16.2% | 16.4% | 16.6% |
| % of concluded courses in receipt of dual-arch fixed appliances | 135 | 175 | 77.1% | 79.6% | 76.1% | 74.0% |
| % of concluded courses where treatment was abandoned or discontinued | 35 | 175 | 20.0% | 10.8% | 8.6% | 8.5% |
| % of patients satisfied with the treatment they have received | 0 | 0 | N/A | 80.0% | 95.2% | 95.5% |

* Figures in italics indicate that the base number is less than 100.

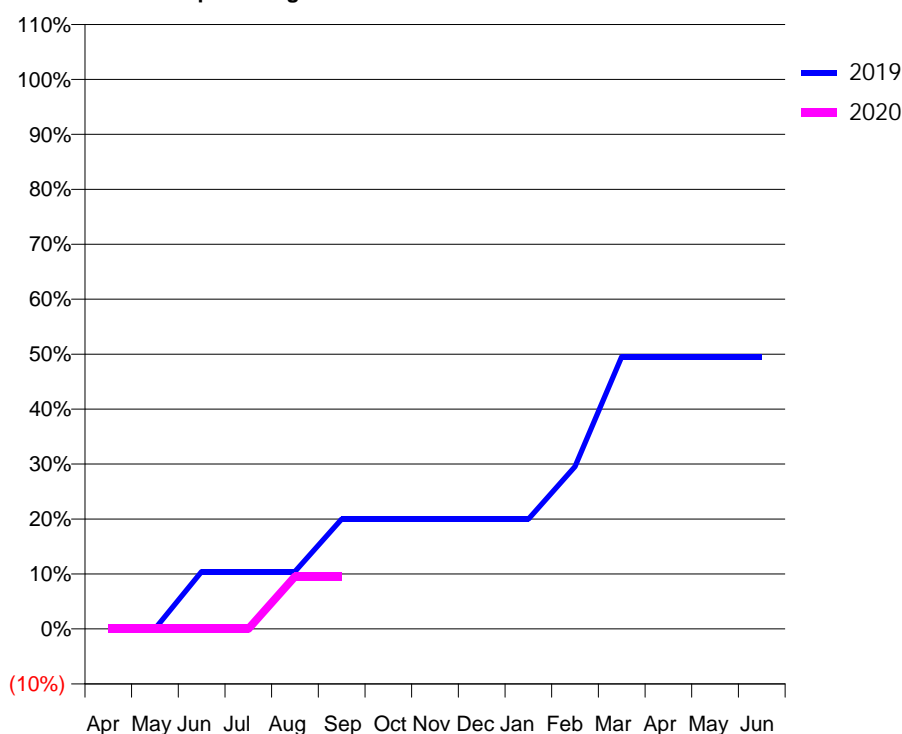
Q50 - Vital Signs Orthodontic At a Glance Contract Report for 811076/0001 - September 2019

| | | | |
|----------------------|-------------------------|---------------------------------------------|------------|
| Name or company name | MR DR FEIRN | 19/20 Contracted general activity (UDA) | 1,000 |
| Contract type name | GDS Contract | Carry forward general activity (UDA) | 0 |
| Purpose of contract | General and Orthodontic | 19/20 Contracted orthodontic activity (UOA) | 220 |
| Contract start date | 01/04/2006 | Carry forward orthodontic activity (UOA) | 0 |
| Contract end date | | Baseline contract value | £41,375.94 |

| ACCESS | Contract | England and Wales |
|----------------------------------------------|----------|-------------------|
| 24 month ratio of assessments to patient IDs | 1.11 | 1.07 |

| ACTIVITY | Contract |
|-------------------------------------------------------------------------------------------|----------|
| Contract assess and fit appliances (case starts) as a percentage of Area Team case starts | 0.1 % |

Cumulative percentage of contracted UOA delivered 2019 & 2020



| Month | Adjusted Scheduled Activity (UOA) | | |
|-----------|-----------------------------------|------|------|
| | 2018 | 2019 | 2020 |
| April | 0 | 0 | 0 |
| May | 0 | 0 | 0 |
| June | 0 | 23 | 0 |
| July | 0 | 23 | 0 |
| August | 0 | 23 | 21 |
| September | 21 | 44 | 21 |
| October | 22 | 44 | |
| November | 22 | 44 | |
| December | 85 | 44 | |
| January | 106 | 44 | |
| February | 148 | 65 | |
| March | 152 | 109 | |
| April | 154 | 109 | |
| May | 154 | 109 | |
| June | 154 | 109 | |

QUANTITY METRICS (rolling 12 month period)

| | Contract Quantity | Contract Base Number | Contract * | Area Team | Region | England |
|----------------------------------------------------------------------------------|-------------------|----------------------|------------|-----------|--------|---------|
| % of all assessments that were assess and fit appliances (case starts) | 4 | 6 | 66.7% | 62.9% | 61.5% | 57.9% |
| % of all assessments that were assess and refuse | 1 | 6 | 16.7% | 12.2% | 11.3% | 12.4% |
| % of all assessments that were assess and review | 1 | 6 | 16.7% | 24.9% | 27.3% | 29.7% |
| % of case starts with a reported IOTN of 3 and Aesthetic Component of 5 or below | 0 | 4 | <i>N/A</i> | 0.2% | 0.1% | 0.1% |
| % of case starts with a reported IOTN of 3 and Aesthetic Component of 6 or above | 0 | 4 | <i>N/A</i> | 2.8% | 3.5% | 4.0% |
| % of case starts with a reported IOTN of 4 | 4 | 4 | 100.0% | 79.5% | 79.4% | 78.0% |
| % of case starts with a reported IOTN of 5 | 0 | 4 | <i>N/A</i> | 16.2% | 16.4% | 16.6% |
| % of concluded courses in receipt of dual-arch fixed appliances | 2 | 4 | 50.0% | 79.6% | 76.1% | 74.0% |
| % of concluded courses where treatment was abandoned or discontinued | 0 | 4 | 0.0% | 10.8% | 8.6% | 8.5% |
| % of patients satisfied with the treatment they have received | 0 | 0 | <i>N/A</i> | 80.0% | 95.2% | 95.5% |

* Figures in italics indicate that the base number is less than 100.

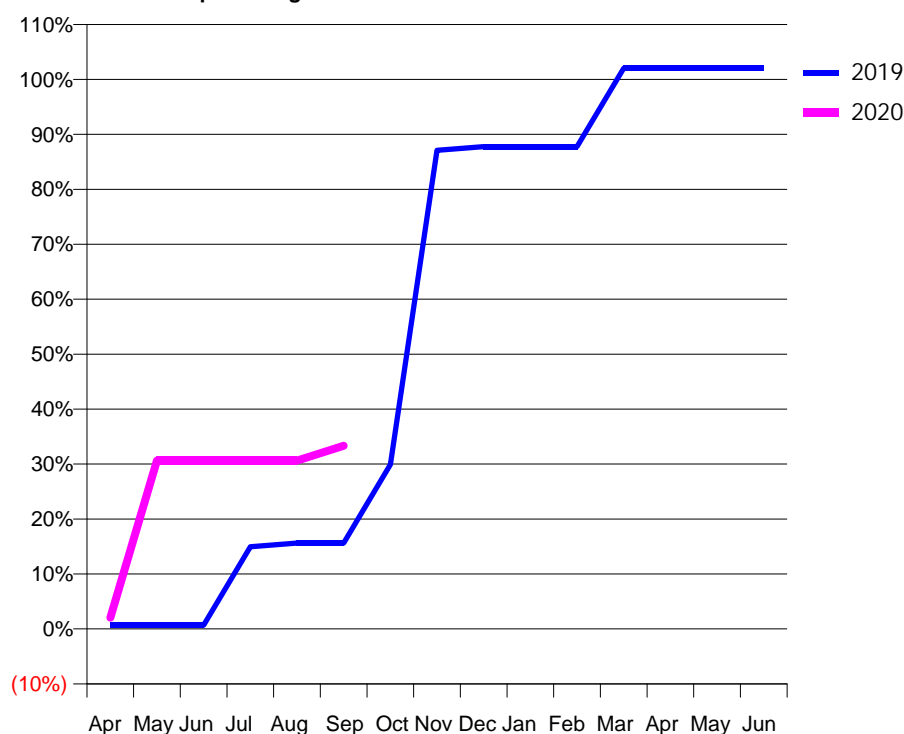
Q50 - Vital Signs Orthodontic At a Glance Contract Report for 915009/0001 - September 2019

| | | | |
|----------------------|-------------------------|---------------------------------------------|------------|
| Name or company name | MR NJ ALLDAY | 19/20 Contracted general activity (UDA) | 1,000 |
| Contract type name | GDS Contract | Carry forward general activity (UDA) | -20 |
| Purpose of contract | General and Orthodontic | 19/20 Contracted orthodontic activity (UOA) | 147 |
| Contract start date | 01/04/2006 | Carry forward orthodontic activity (UOA) | -3 |
| Contract end date | | Baseline contract value | £37,690.54 |

| ACCESS | Contract | England and Wales |
|----------------------------------------------|----------|-------------------|
| 24 month ratio of assessments to patient IDs | 1.06 | 1.07 |

| ACTIVITY | Contract |
|-------------------------------------------------------------------------------------------|----------|
| Contract assess and fit appliances (case starts) as a percentage of Area Team case starts | 0.2 % |

Cumulative percentage of contracted UOA delivered 2019 & 2020



| Month | Adjusted Scheduled Activity (UOA) | | |
|-----------|-----------------------------------|------|------|
| | 2018 | 2019 | 2020 |
| April | 1 | 1 | 3 |
| May | 22 | 1 | 45 |
| June | 22 | 1 | 45 |
| July | 22 | 22 | 45 |
| August | 22 | 23 | 45 |
| September | 43 | 23 | 49 |
| October | 64 | 44 | |
| November | 85 | 128 | |
| December | 106 | 129 | |
| January | 127 | 129 | |
| February | 148 | 129 | |
| March | 148 | 150 | |
| April | 148 | 150 | |
| May | 148 | 150 | |
| June | 148 | 150 | |

QUANTITY METRICS (rolling 12 month period)

| | Contract Quantity | Contract Base Number | Contract * | Area Team | Region | England |
|----------------------------------------------------------------------------------|-------------------|----------------------|------------|-----------|--------|---------|
| % of all assessments that were assess and fit appliances (case starts) | 9 | 10 | 90.0% | 62.9% | 61.5% | 57.9% |
| % of all assessments that were assess and refuse | 0 | 10 | 0.0% | 12.2% | 11.3% | 12.4% |
| % of all assessments that were assess and review | 1 | 10 | 10.0% | 24.9% | 27.3% | 29.7% |
| % of case starts with a reported IOTN of 3 and Aesthetic Component of 5 or below | 0 | 9 | N/A | 0.2% | 0.1% | 0.1% |
| % of case starts with a reported IOTN of 3 and Aesthetic Component of 6 or above | 0 | 9 | N/A | 2.8% | 3.5% | 4.0% |
| % of case starts with a reported IOTN of 4 | 9 | 9 | 100.0% | 79.5% | 79.4% | 78.0% |
| % of case starts with a reported IOTN of 5 | 0 | 9 | N/A | 16.2% | 16.4% | 16.6% |
| % of concluded courses in receipt of dual-arch fixed appliances | 9 | 9 | 100.0% | 79.6% | 76.1% | 74.0% |
| % of concluded courses where treatment was abandoned or discontinued | 0 | 9 | 0.0% | 10.8% | 8.6% | 8.5% |
| % of patients satisfied with the treatment they have received | 0 | 0 | N/A | 80.0% | 95.2% | 95.5% |

* Figures in italics indicate that the base number is less than 100.

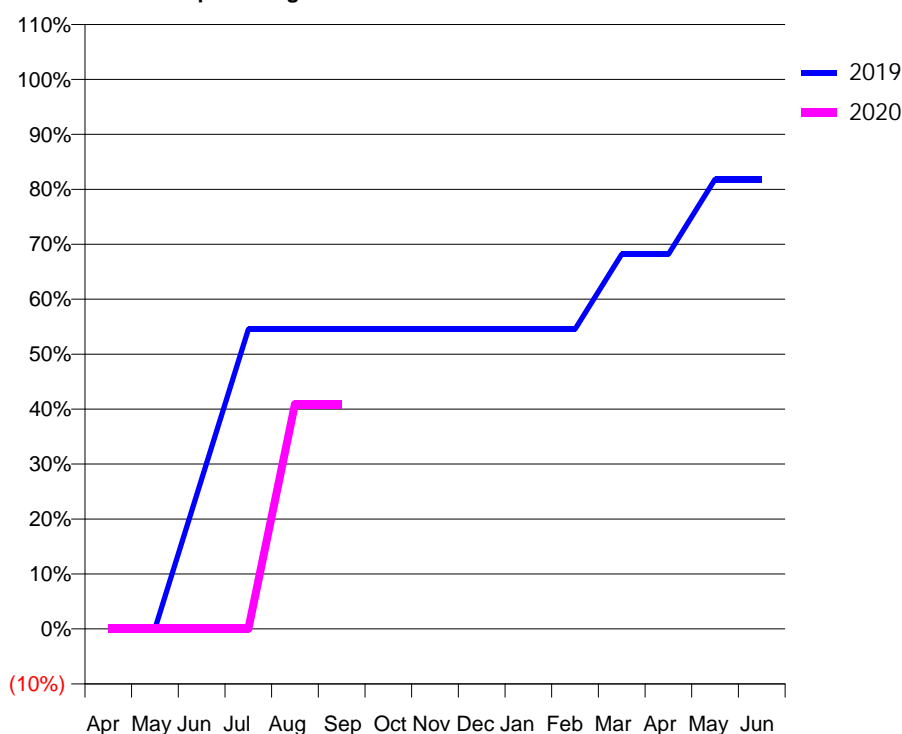
Q50 - Vital Signs Orthodontic At a Glance Contract Report for 999334/0001 - September 2019

| | | | |
|----------------------|-------------------------|---------------------------------------------|------------|
| Name or company name | MR EO DUODU | 19/20 Contracted general activity (UDA) | 1,043 |
| Contract type name | GDS Contract | Carry forward general activity (UDA) | 0 |
| Purpose of contract | General and Orthodontic | 19/20 Contracted orthodontic activity (UOA) | 154 |
| Contract start date | 01/04/2006 | Carry forward orthodontic activity (UOA) | 0 |
| Contract end date | | Baseline contract value | £42,583.50 |

| ACCESS | Contract | England and Wales |
|----------------------------------------------|----------|-------------------|
| 24 month ratio of assessments to patient IDs | 1.07 | 1.07 |

| ACTIVITY | Contract |
|-------------------------------------------------------------------------------------------|----------|
| Contract assess and fit appliances (case starts) as a percentage of Area Team case starts | 0.1 % |

Cumulative percentage of contracted UOA delivered 2019 & 2020



| Month | Adjusted Scheduled Activity (UOA) | | |
|-----------|-----------------------------------|------|------|
| | 2018 | 2019 | 2020 |
| April | 0 | 0 | 0 |
| May | 0 | 0 | 0 |
| June | 0 | 42 | 0 |
| July | 0 | 84 | 0 |
| August | 0 | 84 | 63 |
| September | 0 | 84 | 63 |
| October | 0 | 84 | |
| November | 0 | 84 | |
| December | 0 | 84 | |
| January | 63 | 84 | |
| February | 130 | 84 | |
| March | 130 | 105 | |
| April | 130 | 105 | |
| May | 130 | 126 | |
| June | 130 | 126 | |

QUANTITY METRICS (rolling 12 month period)

| | Contract Quantity | Contract Base Number | Contract * | Area Team | Region | England |
|----------------------------------------------------------------------------------|-------------------|----------------------|------------|-----------|--------|---------|
| % of all assessments that were assess and fit appliances (case starts) | 5 | 5 | 100.0% | 62.9% | 61.5% | 57.9% |
| % of all assessments that were assess and refuse | 0 | 5 | 0.0% | 12.2% | 11.3% | 12.4% |
| % of all assessments that were assess and review | 0 | 5 | 0.0% | 24.9% | 27.3% | 29.7% |
| % of case starts with a reported IOTN of 3 and Aesthetic Component of 5 or below | 0 | 5 | N/A | 0.2% | 0.1% | 0.1% |
| % of case starts with a reported IOTN of 3 and Aesthetic Component of 6 or above | 1 | 5 | 20.0% | 2.8% | 3.5% | 4.0% |
| % of case starts with a reported IOTN of 4 | 3 | 5 | 60.0% | 79.5% | 79.4% | 78.0% |
| % of case starts with a reported IOTN of 5 | 1 | 5 | 20.0% | 16.2% | 16.4% | 16.6% |
| % of concluded courses in receipt of dual-arch fixed appliances | 0 | 2 | N/A | 79.6% | 76.1% | 74.0% |
| % of concluded courses where treatment was abandoned or discontinued | 0 | 2 | 0.0% | 10.8% | 8.6% | 8.5% |
| % of patients satisfied with the treatment they have received | 0 | 0 | N/A | 80.0% | 95.2% | 95.5% |

* Figures in italics indicate that the base number is less than 100.

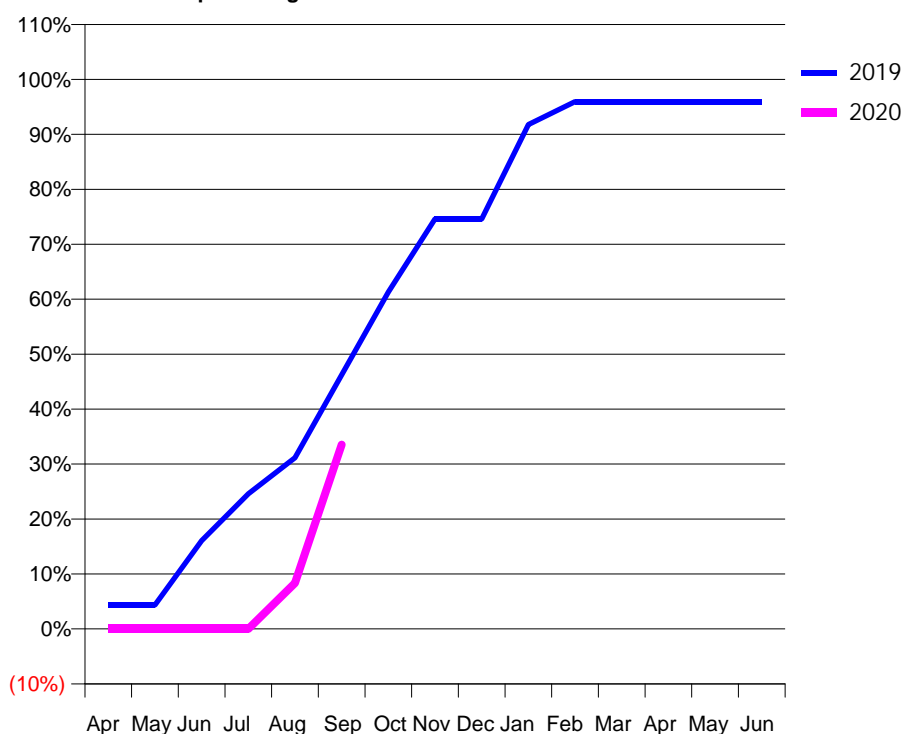
Q51 - Vital Signs Orthodontic At a Glance Contract Report for 101338/0069 - September 2019

| | | | |
|----------------------|--------------------------------|---------------------------------------------|-------------|
| Name or company name | Whitecross Dental Care Limited | 19/20 Contracted general activity (UDA) | 24,277 |
| Contract type name | GDS Contract | Carry forward general activity (UDA) | 0 |
| Purpose of contract | General and Orthodontic | 19/20 Contracted orthodontic activity (UOA) | 1,008 |
| Contract start date | 01/11/2008 | Carry forward orthodontic activity (UOA) | 0 |
| Contract end date | | Baseline contract value | £778,737.09 |

| ACCESS | Contract | England and Wales |
|----------------------------------------------|----------|-------------------|
| 24 month ratio of assessments to patient IDs | 1.09 | 1.07 |

| ACTIVITY | Contract |
|-------------------------------------------------------------------------------------------|----------|
| Contract assess and fit appliances (case starts) as a percentage of Area Team case starts | 0.9 % |

Cumulative percentage of contracted UOA delivered 2019 & 2020



| Month | Adjusted Scheduled Activity (UOA) | | |
|-----------|-----------------------------------|------|------|
| | 2018 | 2019 | 2020 |
| April | 19 | 44 | 0 |
| May | 62 | 44 | 0 |
| June | 131 | 162 | 0 |
| July | 197 | 248 | 0 |
| August | 327 | 314 | 84 |
| September | 414 | 466 | 338 |
| October | 563 | 618 | |
| November | 671 | 752 | |
| December | 741 | 752 | |
| January | 742 | 925 | |
| February | 854 | 967 | |
| March | 941 | 967 | |
| April | 965 | 967 | |
| May | 965 | 967 | |
| June | 986 | 967 | |

QUANTITY METRICS (rolling 12 month period)

| | Contract Quantity | Contract Base Number | Contract * | Area Team | Region | England |
|----------------------------------------------------------------------------------|-------------------|----------------------|------------|-----------|--------|---------|
| % of all assessments that were assess and fit appliances (case starts) | 41 | 62 | 66.1% | 57.8% | 61.5% | 57.9% |
| % of all assessments that were assess and refuse | 3 | 62 | 4.8% | 16.8% | 11.3% | 12.4% |
| % of all assessments that were assess and review | 18 | 62 | 29.0% | 25.4% | 27.3% | 29.7% |
| % of case starts with a reported IOTN of 3 and Aesthetic Component of 5 or below | 0 | 41 | <i>N/A</i> | 0.0% | 0.1% | 0.1% |
| % of case starts with a reported IOTN of 3 and Aesthetic Component of 6 or above | 2 | 41 | 4.9% | 2.6% | 3.5% | 4.0% |
| % of case starts with a reported IOTN of 4 | 34 | 41 | 82.9% | 79.6% | 79.4% | 78.0% |
| % of case starts with a reported IOTN of 5 | 5 | 41 | 12.2% | 17.2% | 16.4% | 16.6% |
| % of concluded courses in receipt of dual-arch fixed appliances | 22 | 38 | 57.9% | 69.5% | 76.1% | 74.0% |
| % of concluded courses where treatment was abandoned or discontinued | 2 | 38 | 5.3% | 8.8% | 8.6% | 8.5% |
| % of patients satisfied with the treatment they have received | 0 | 0 | <i>N/A</i> | 90.0% | 95.2% | 95.5% |

* Figures in italics indicate that the base number is less than 100.

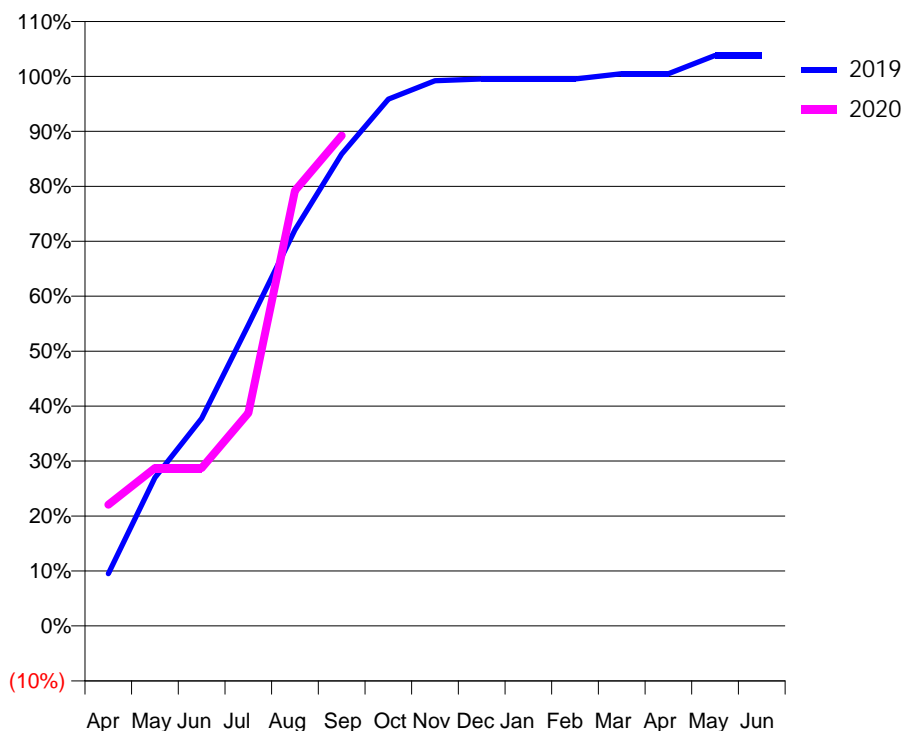
Q51 - Vital Signs Orthodontic At a Glance Contract Report for 101370/0005 - September 2019

| | | | |
|----------------------|------------------------------|---------------------------------------------|-------------|
| Name or company name | Petrie Tucker & Partners Ltd | 19/20 Contracted general activity (UDA) | 24,146 |
| Contract type name | GDS Contract | Carry forward general activity (UDA) | 0 |
| Purpose of contract | General and Orthodontic | 19/20 Contracted orthodontic activity (UOA) | 630 |
| Contract start date | 01/04/2006 | Carry forward orthodontic activity (UOA) | -13 |
| Contract end date | | Baseline contract value | £749,533.40 |

| ACCESS | Contract | England and Wales |
|----------------------------------------------|----------|-------------------|
| 24 month ratio of assessments to patient IDs | 1.06 | 1.07 |

| ACTIVITY | Contract |
|-------------------------------------------------------------------------------------------|----------|
| Contract assess and fit appliances (case starts) as a percentage of Area Team case starts | 0.7 % |

Cumulative percentage of contracted UOA delivered 2019 & 2020



| Month | Adjusted Scheduled Activity (UOA) | | |
|-----------|-----------------------------------|------|------|
| | 2018 | 2019 | 2020 |
| April | 0 | 60 | 139 |
| May | 148 | 170 | 181 |
| June | 191 | 238 | 181 |
| July | 213 | 345 | 244 |
| August | 237 | 454 | 499 |
| September | 345 | 541 | 562 |
| October | 472 | 604 | |
| November | 561 | 625 | |
| December | 645 | 627 | |
| January | 645 | 627 | |
| February | 645 | 627 | |
| March | 649 | 633 | |
| April | 649 | 633 | |
| May | 649 | 654 | |
| June | 649 | 654 | |

QUANTITY METRICS (rolling 12 month period)

| | Contract Quantity | Contract Base Number | Contract * | Area Team | Region | England |
|----------------------------------------------------------------------------------|-------------------|----------------------|------------|-----------|--------|---------|
| % of all assessments that were assess and fit appliances (case starts) | 31 | 42 | 73.8% | 57.8% | 61.5% | 57.9% |
| % of all assessments that were assess and refuse | 1 | 42 | 2.4% | 16.8% | 11.3% | 12.4% |
| % of all assessments that were assess and review | 10 | 42 | 23.8% | 25.4% | 27.3% | 29.7% |
| % of case starts with a reported IOTN of 3 and Aesthetic Component of 5 or below | 0 | 31 | <i>N/A</i> | 0.0% | 0.1% | 0.1% |
| % of case starts with a reported IOTN of 3 and Aesthetic Component of 6 or above | 3 | 31 | 9.7% | 2.6% | 3.5% | 4.0% |
| % of case starts with a reported IOTN of 4 | 23 | 31 | 74.2% | 79.6% | 79.4% | 78.0% |
| % of case starts with a reported IOTN of 5 | 5 | 31 | 16.1% | 17.2% | 16.4% | 16.6% |
| % of concluded courses in receipt of dual-arch fixed appliances | 12 | 23 | 52.2% | 69.5% | 76.1% | 74.0% |
| % of concluded courses where treatment was abandoned or discontinued | 1 | 23 | 4.3% | 8.8% | 8.6% | 8.5% |
| % of patients satisfied with the treatment they have received | 0 | 0 | <i>N/A</i> | 90.0% | 95.2% | 95.5% |

* Figures in italics indicate that the base number is less than 100.

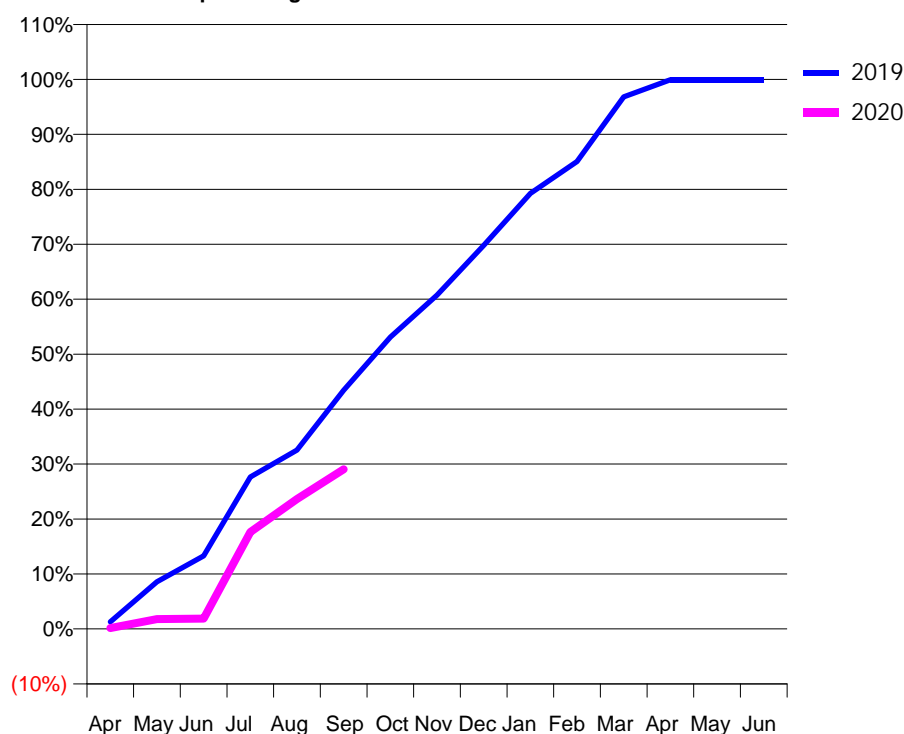
Q51 - Vital Signs Orthodontic At a Glance Contract Report for 101699/0001 - September 2019

| | | | |
|----------------------|--------------------|---------------------------------------------|-------------|
| Name or company name | Orthoscene Limited | 19/20 Contracted general activity (UDA) | 0 |
| Contract type name | PDS Contract | Carry forward general activity (UDA) | 0 |
| Purpose of contract | Orthodontic | 19/20 Contracted orthodontic activity (UOA) | 11,617 |
| Contract start date | 01/04/2014 | Carry forward orthodontic activity (UOA) | 6 |
| Contract end date | 30/06/2020 | Baseline contract value | £737,616.17 |

| ACCESS | Contract | England and Wales |
|----------------------------------------------|----------|-------------------|
| 24 month ratio of assessments to patient IDs | 1.00 | 1.07 |

| ACTIVITY | Contract |
|-------------------------------------------------------------------------------------------|----------|
| Contract assess and fit appliances (case starts) as a percentage of Area Team case starts | 10.3 % |

Cumulative percentage of contracted UOA delivered 2019 & 2020



| Month | Adjusted Scheduled Activity (UOA) | | |
|-----------|-----------------------------------|--------|-------|
| | 2018 | 2019 | 2020 |
| April | 128 | 151 | 19 |
| May | 597 | 997 | 209 |
| June | 1,405 | 1,544 | 218 |
| July | 3,318 | 3,213 | 2,048 |
| August | 5,297 | 3,782 | 2,744 |
| September | 6,920 | 5,048 | 3,376 |
| October | 7,721 | 6,169 | |
| November | 8,440 | 7,055 | |
| December | 8,888 | 8,110 | |
| January | 9,755 | 9,206 | |
| February | 10,770 | 9,879 | |
| March | 10,981 | 11,247 | |
| April | 11,614 | 11,611 | |
| May | 11,614 | 11,611 | |
| June | 11,614 | 11,611 | |

QUANTITY METRICS (rolling 12 month period)

| | Contract Quantity | Contract Base Number | Contract * | Area Team | Region | England |
|----------------------------------------------------------------------------------|-------------------|----------------------|------------|-----------|--------|---------|
| % of all assessments that were assess and fit appliances (case starts) | 471 | 523 | 90.1% | 57.8% | 61.5% | 57.9% |
| % of all assessments that were assess and refuse | 0 | 523 | 0.0% | 16.8% | 11.3% | 12.4% |
| % of all assessments that were assess and review | 52 | 523 | 9.9% | 25.4% | 27.3% | 29.7% |
| % of case starts with a reported IOTN of 3 and Aesthetic Component of 5 or below | 0 | 471 | N/A | 0.0% | 0.1% | 0.1% |
| % of case starts with a reported IOTN of 3 and Aesthetic Component of 6 or above | 3 | 471 | 0.6% | 2.6% | 3.5% | 4.0% |
| % of case starts with a reported IOTN of 4 | 392 | 471 | 83.2% | 79.6% | 79.4% | 78.0% |
| % of case starts with a reported IOTN of 5 | 76 | 471 | 16.1% | 17.2% | 16.4% | 16.6% |
| % of concluded courses in receipt of dual-arch fixed appliances | 466 | 502 | 92.8% | 69.5% | 76.1% | 74.0% |
| % of concluded courses where treatment was abandoned or discontinued | 34 | 502 | 6.8% | 8.8% | 8.6% | 8.5% |
| % of patients satisfied with the treatment they have received | 1 | 1 | 100.0% | 90.0% | 95.2% | 95.5% |

* Figures in italics indicate that the base number is less than 100.

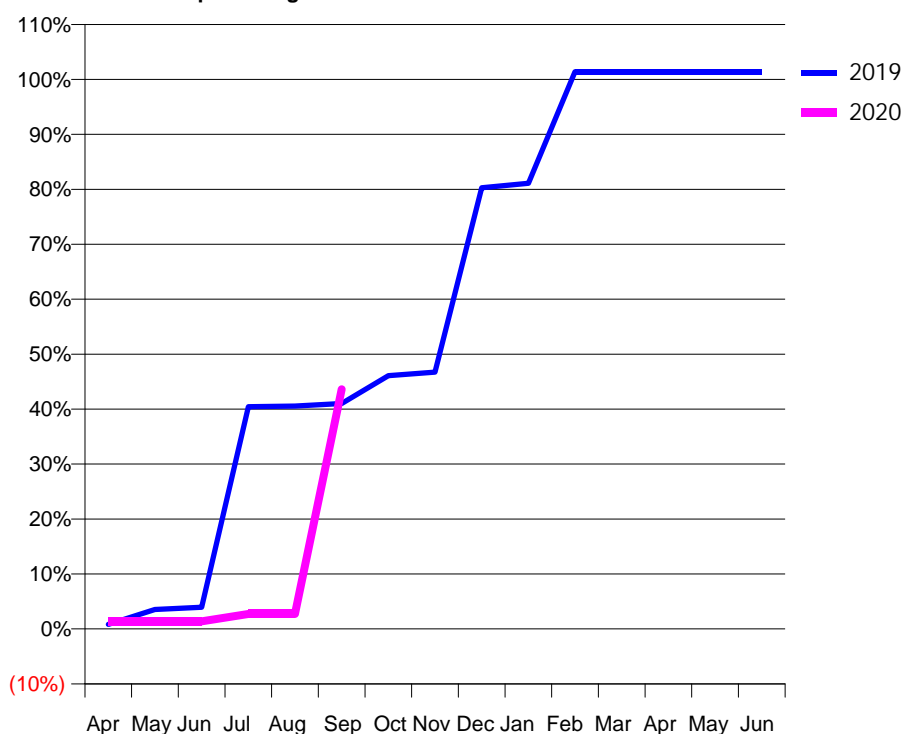
Q51 - Vital Signs Orthodontic At a Glance Contract Report for 109983/0001 - September 2019

| | | | |
|----------------------|-------------------------|---------------------------------------------|-------------|
| Name or company name | Smile Create Ltd | 19/20 Contracted general activity (UDA) | 15,796 |
| Contract type name | GDS Contract | Carry forward general activity (UDA) | 398 |
| Purpose of contract | General and Orthodontic | 19/20 Contracted orthodontic activity (UOA) | 1,575 |
| Contract start date | 01/04/2012 | Carry forward orthodontic activity (UOA) | -22 |
| Contract end date | | Baseline contract value | £568,378.00 |

| ACCESS | Contract | England and Wales |
|----------------------------------------------|----------|-------------------|
| 24 month ratio of assessments to patient IDs | 1.28 | 1.07 |

| ACTIVITY | Contract |
|-------------------------------------------------------------------------------------------|----------|
| Contract assess and fit appliances (case starts) as a percentage of Area Team case starts | 1.6 % |

Cumulative percentage of contracted UOA delivered 2019 & 2020



| Month | Adjusted Scheduled Activity (UOA) | | |
|-----------|-----------------------------------|-------|------|
| | 2018 | 2019 | 2020 |
| April | 11 | 13 | 22 |
| May | 16 | 56 | 22 |
| June | 18 | 62 | 22 |
| July | 73 | 637 | 43 |
| August | 707 | 639 | 43 |
| September | 713 | 646 | 687 |
| October | 713 | 726 | |
| November | 744 | 736 | |
| December | 1,370 | 1,264 | |
| January | 1,404 | 1,277 | |
| February | 1,583 | 1,597 | |
| March | 1,587 | 1,597 | |
| April | 1,587 | 1,597 | |
| May | 1,588 | 1,597 | |
| June | 1,588 | 1,597 | |

QUANTITY METRICS (rolling 12 month period)

| | Contract Quantity | Contract Base Number | Contract * | Area Team | Region | England |
|----------------------------------------------------------------------------------|-------------------|----------------------|------------|-----------|--------|---------|
| % of all assessments that were assess and fit appliances (case starts) | 71 | 198 | 35.9% | 57.8% | 61.5% | 57.9% |
| % of all assessments that were assess and refuse | 44 | 198 | 22.2% | 16.8% | 11.3% | 12.4% |
| % of all assessments that were assess and review | 83 | 198 | 41.9% | 25.4% | 27.3% | 29.7% |
| % of case starts with a reported IOTN of 3 and Aesthetic Component of 5 or below | 0 | 71 | <i>N/A</i> | 0.0% | 0.1% | 0.1% |
| % of case starts with a reported IOTN of 3 and Aesthetic Component of 6 or above | 3 | 71 | 4.2% | 2.6% | 3.5% | 4.0% |
| % of case starts with a reported IOTN of 4 | 57 | 71 | 80.3% | 79.6% | 79.4% | 78.0% |
| % of case starts with a reported IOTN of 5 | 11 | 71 | 15.5% | 17.2% | 16.4% | 16.6 % |
| % of concluded courses in receipt of dual-arch fixed appliances | 14 | 75 | 18.7% | 69.5% | 76.1% | 74.0% |
| % of concluded courses where treatment was abandoned or discontinued | 7 | 75 | 9.3% | 8.8% | 8.6% | 8.5% |
| % of patients satisfied with the treatment they have received | 0 | 0 | <i>N/A</i> | 90.0% | 95.2% | 95.5% |

* Figures in italics indicate that the base number is less than 100.

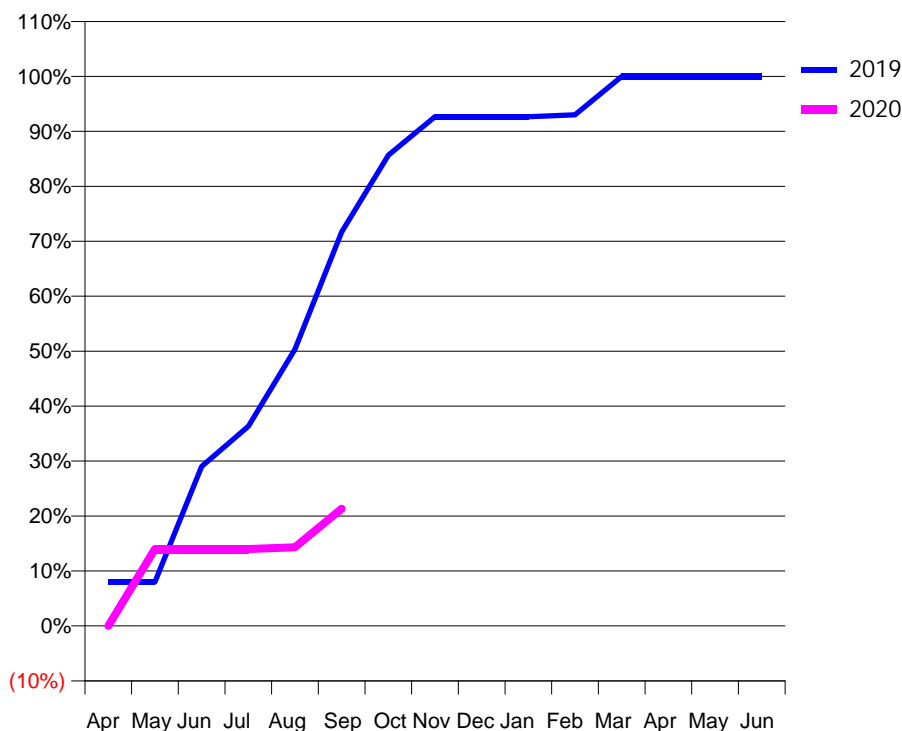
Q51 - Vital Signs Orthodontic At a Glance Contract Report for 112348/0001 - September 2019

| | | | |
|----------------------|-------------------------|---------------------------------------------|---------------|
| Name or company name | Wright Dental Care Ltd | 19/20 Contracted general activity (UDA) | 50,922 |
| Contract type name | GDS Contract | Carry forward general activity (UDA) | 0 |
| Purpose of contract | General and Orthodontic | 19/20 Contracted orthodontic activity (UOA) | 300 |
| Contract start date | 01/12/2011 | Carry forward orthodontic activity (UOA) | 0 |
| Contract end date | | Baseline contract value | £1,386,343.15 |

| ACCESS | Contract | England and Wales |
|----------------------------------------------|----------|-------------------|
| 24 month ratio of assessments to patient IDs | 1.12 | 1.07 |

| ACTIVITY | Contract |
|-------------------------------------------------------------------------------------------|----------|
| Contract assess and fit appliances (case starts) as a percentage of Area Team case starts | 0.2 % |

Cumulative percentage of contracted UOA delivered 2019 & 2020



| Month | Adjusted Scheduled Activity (UOA) | | |
|-----------|-----------------------------------|------|------|
| | 2018 | 2019 | 2020 |
| April | 23 | 24 | 0 |
| May | 23 | 24 | 42 |
| June | 107 | 87 | 42 |
| July | 234 | 109 | 42 |
| August | 255 | 151 | 43 |
| September | 276 | 215 | 64 |
| October | 277 | 257 | |
| November | 299 | 278 | |
| December | 300 | 278 | |
| January | 300 | 278 | |
| February | 301 | 279 | |
| March | 302 | 300 | |
| April | 302 | 300 | |
| May | 302 | 300 | |
| June | 302 | 300 | |

QUANTITY METRICS (rolling 12 month period)

| | Contract Quantity | Contract Base Number | Contract * | Area Team | Region | England |
|----------------------------------------------------------------------------------|-------------------|----------------------|------------|-----------|--------|---------|
| % of all assessments that were assess and fit appliances (case starts) | 7 | 9 | 77.8% | 57.8% | 61.5% | 57.9% |
| % of all assessments that were assess and refuse | 1 | 9 | 11.1% | 16.8% | 11.3% | 12.4% |
| % of all assessments that were assess and review | 1 | 9 | 11.1% | 25.4% | 27.3% | 29.7% |
| % of case starts with a reported IOTN of 3 and Aesthetic Component of 5 or below | 0 | 7 | N/A | 0.0% | 0.1% | 0.1% |
| % of case starts with a reported IOTN of 3 and Aesthetic Component of 6 or above | 0 | 7 | N/A | 2.6% | 3.5% | 4.0% |
| % of case starts with a reported IOTN of 4 | 7 | 7 | 100.0% | 79.6% | 79.4% | 78.0% |
| % of case starts with a reported IOTN of 5 | 0 | 7 | N/A | 17.2% | 16.4% | 16.6% |
| % of concluded courses in receipt of dual-arch fixed appliances | 1 | 16 | 6.3% | 69.5% | 76.1% | 74.0% |
| % of concluded courses where treatment was abandoned or discontinued | 1 | 16 | 6.3% | 8.8% | 8.6% | 8.5% |
| % of patients satisfied with the treatment they have received | 0 | 0 | N/A | 90.0% | 95.2% | 95.5% |

* Figures in italics indicate that the base number is less than 100.

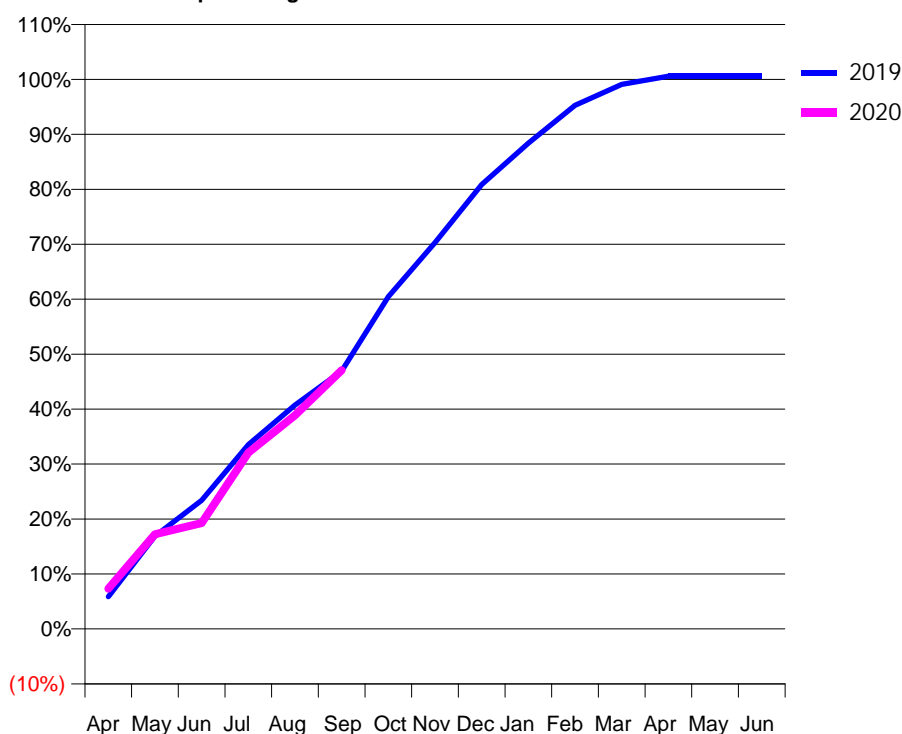
Q51 - Vital Signs Orthodontic At a Glance Contract Report for 134279/0001 - September 2019

| | | | |
|----------------------|---------------------------------|---------------------------------------------|---------------|
| Name or company name | Orthodontic Centre (UK) Limited | 19/20 Contracted general activity (UDA) | 0 |
| Contract type name | PDS Contract | Carry forward general activity (UDA) | 0 |
| Purpose of contract | Orthodontic | 19/20 Contracted orthodontic activity (UOA) | 18,725 |
| Contract start date | 01/01/2012 | Carry forward orthodontic activity (UOA) | -106 |
| Contract end date | 30/06/2020 | Baseline contract value | £1,188,935.43 |

| ACCESS | Contract | England and Wales |
|----------------------------------------------|----------|-------------------|
| 24 month ratio of assessments to patient IDs | 1.04 | 1.07 |

| ACTIVITY | Contract |
|-------------------------------------------------------------------------------------------|----------|
| Contract assess and fit appliances (case starts) as a percentage of Area Team case starts | 19.0 % |

Cumulative percentage of contracted UOA delivered 2019 & 2020



| Month | Adjusted Scheduled Activity (UOA) | | |
|-----------|-----------------------------------|--------|-------|
| | 2018 | 2019 | 2020 |
| April | 972 | 1,100 | 1,373 |
| May | 3,135 | 3,161 | 3,226 |
| June | 4,430 | 4,382 | 3,607 |
| July | 6,117 | 6,282 | 6,008 |
| August | 6,870 | 7,626 | 7,278 |
| September | 8,517 | 8,790 | 8,814 |
| October | 10,474 | 11,321 | |
| November | 12,517 | 13,160 | |
| December | 13,926 | 15,141 | |
| January | 15,454 | 16,553 | |
| February | 17,672 | 17,844 | |
| March | 18,435 | 18,556 | |
| April | 18,788 | 18,831 | |
| May | 18,788 | 18,831 | |
| June | 18,788 | 18,831 | |

QUANTITY METRICS (rolling 12 month period)

| | Contract Quantity | Contract Base Number | Contract * | Area Team | Region | England |
|----------------------------------------------------------------------------------|-------------------|----------------------|------------|-----------|--------|---------|
| % of all assessments that were assess and fit appliances (case starts) | 865 | 1,543 | 56.1% | 57.8% | 61.5% | 57.9% |
| % of all assessments that were assess and refuse | 308 | 1,543 | 20.0% | 16.8% | 11.3% | 12.4% |
| % of all assessments that were assess and review | 370 | 1,543 | 24.0% | 25.4% | 27.3% | 29.7% |
| % of case starts with a reported IOTN of 3 and Aesthetic Component of 5 or below | 0 | 865 | N/A | 0.0% | 0.1% | 0.1% |
| % of case starts with a reported IOTN of 3 and Aesthetic Component of 6 or above | 21 | 865 | 2.4% | 2.6% | 3.5% | 4.0% |
| % of case starts with a reported IOTN of 4 | 721 | 865 | 83.4% | 79.6% | 79.4% | 78.0% |
| % of case starts with a reported IOTN of 5 | 122 | 865 | 14.1% | 17.2% | 16.4% | 16.6 % |
| % of concluded courses in receipt of dual-arch fixed appliances | 805 | 874 | 92.1% | 69.5% | 76.1% | 74.0% |
| % of concluded courses where treatment was abandoned or discontinued | 46 | 874 | 5.3% | 8.8% | 8.6% | 8.5% |
| % of patients satisfied with the treatment they have received | 2 | 2 | 100.0% | 90.0% | 95.2% | 95.5% |

* Figures in italics indicate that the base number is less than 100.

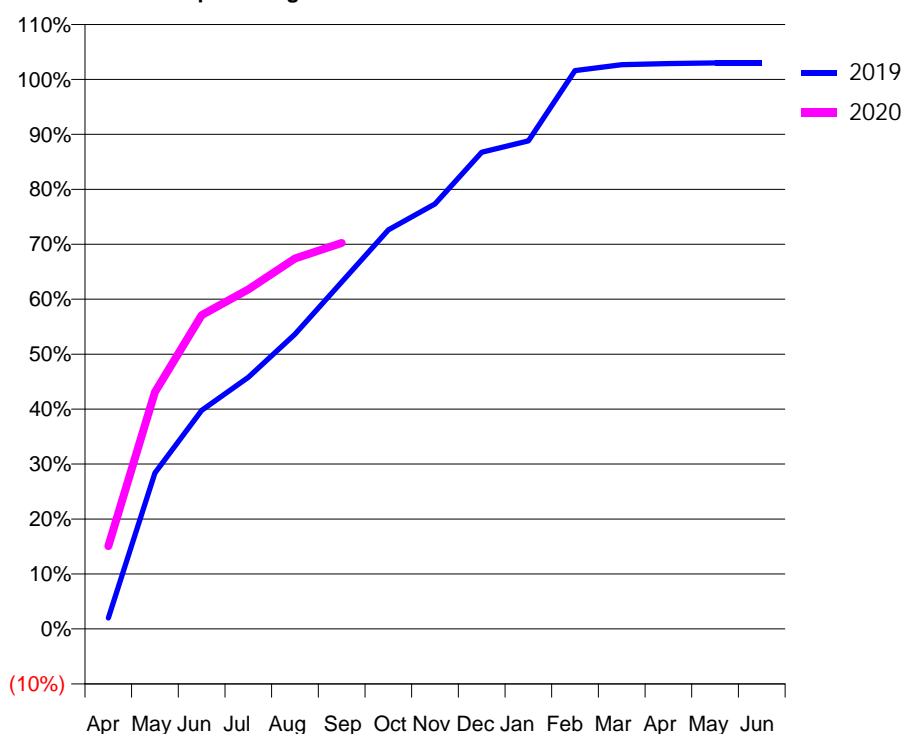
Q51 - Vital Signs Orthodontic At a Glance Contract Report for 144959/0001 - September 2019

| | | | |
|----------------------|-------------------------|---------------------------------------------|-------------|
| Name or company name | Kaye and Rafferty Ltd | 19/20 Contracted general activity (UDA) | 21,500 |
| Contract type name | GDS Contract | Carry forward general activity (UDA) | 0 |
| Purpose of contract | General and Orthodontic | 19/20 Contracted orthodontic activity (UOA) | 2,249 |
| Contract start date | 01/07/2014 | Carry forward orthodontic activity (UOA) | -45 |
| Contract end date | | Baseline contract value | £731,036.82 |

| ACCESS | Contract | England and Wales |
|----------------------------------------------|----------|-------------------|
| 24 month ratio of assessments to patient IDs | 1.11 | 1.07 |

| ACTIVITY | Contract |
|-------------------------------------------------------------------------------------------|----------|
| Contract assess and fit appliances (case starts) as a percentage of Area Team case starts | 3.0 % |

Cumulative percentage of contracted UOA delivered 2019 & 2020



| Month | Adjusted Scheduled Activity (UOA) | | |
|-----------|-----------------------------------|-------|-------|
| | 2018 | 2019 | 2020 |
| April | 109 | 45 | 339 |
| May | 533 | 638 | 969 |
| June | 787 | 894 | 1,284 |
| July | 1,000 | 1,030 | 1,390 |
| August | 1,236 | 1,206 | 1,516 |
| September | 1,511 | 1,420 | 1,579 |
| October | 1,784 | 1,633 | |
| November | 2,066 | 1,739 | |
| December | 2,130 | 1,951 | |
| January | 2,193 | 1,997 | |
| February | 2,214 | 2,285 | |
| March | 2,319 | 2,309 | |
| April | 2,320 | 2,314 | |
| May | 2,320 | 2,316 | |
| June | 2,320 | 2,316 | |

QUANTITY METRICS (rolling 12 month period)

| | Contract Quantity | Contract Base Number | Contract * | Area Team | Region | England |
|----------------------------------------------------------------------------------|-------------------|----------------------|------------|-----------|--------|---------|
| % of all assessments that were assess and fit appliances (case starts) | 136 | 173 | 78.6% | 57.8% | 61.5% | 57.9% |
| % of all assessments that were assess and refuse | 4 | 173 | 2.3% | 16.8% | 11.3% | 12.4% |
| % of all assessments that were assess and review | 33 | 173 | 19.1% | 25.4% | 27.3% | 29.7% |
| % of case starts with a reported IOTN of 3 and Aesthetic Component of 5 or below | 0 | 136 | N/A | 0.0% | 0.1% | 0.1% |
| % of case starts with a reported IOTN of 3 and Aesthetic Component of 6 or above | 31 | 136 | 22.8% | 2.6% | 3.5% | 4.0% |
| % of case starts with a reported IOTN of 4 | 67 | 136 | 49.3% | 79.6% | 79.4% | 78.0% |
| % of case starts with a reported IOTN of 5 | 38 | 136 | 27.9% | 17.2% | 16.4% | 16.6% |
| % of concluded courses in receipt of dual-arch fixed appliances | 28 | 42 | 66.7% | 69.5% | 76.1% | 74.0% |
| % of concluded courses where treatment was abandoned or discontinued | 4 | 42 | 9.5% | 8.8% | 8.6% | 8.5% |
| % of patients satisfied with the treatment they have received | 0 | 0 | N/A | 90.0% | 95.2% | 95.5% |

* Figures in italics indicate that the base number is less than 100.

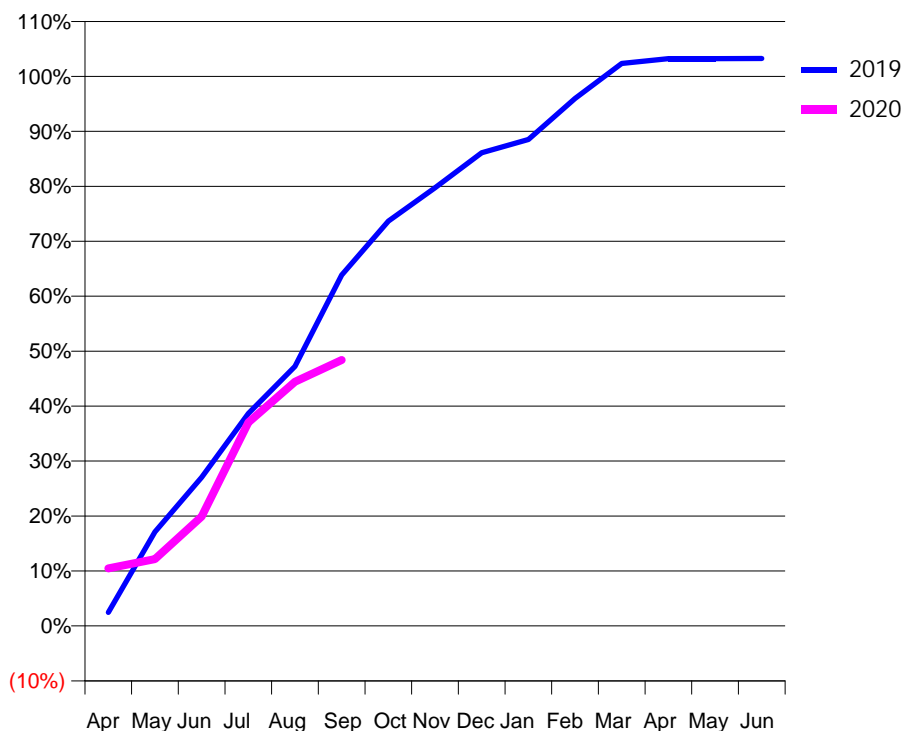
Q51 - Vital Signs Orthodontic At a Glance Contract Report for 145033/0001 - September 2019

| | | | |
|----------------------|----------------------------|---------------------------------------------|-------------|
| Name or company name | Orthodontic Centre (uk)Ltd | 19/20 Contracted general activity (UDA) | 0 |
| Contract type name | PDS Contract | Carry forward general activity (UDA) | 0 |
| Purpose of contract | Orthodontic | 19/20 Contracted orthodontic activity (UOA) | 4,968 |
| Contract start date | 01/09/2012 | Carry forward orthodontic activity (UOA) | -99 |
| Contract end date | 30/06/2020 | Baseline contract value | £313,884.98 |

| ACCESS | Contract | England and Wales |
|----------------------------------------------|----------|-------------------|
| 24 month ratio of assessments to patient IDs | 1.02 | 1.07 |

| ACTIVITY | Contract |
|-------------------------------------------------------------------------------------------|----------|
| Contract assess and fit appliances (case starts) as a percentage of Area Team case starts | 4.4 % |

Cumulative percentage of contracted UOA delivered 2019 & 2020



| Month | Adjusted Scheduled Activity (UOA) | | |
|-----------|-----------------------------------|-------|-------|
| | 2018 | 2019 | 2020 |
| April | 198 | 122 | 520 |
| May | 579 | 851 | 604 |
| June | 933 | 1,344 | 989 |
| July | 1,610 | 1,921 | 1,839 |
| August | 2,042 | 2,346 | 2,207 |
| September | 2,508 | 3,173 | 2,403 |
| October | 2,639 | 3,660 | |
| November | 4,186 | 3,961 | |
| December | 4,788 | 4,278 | |
| January | 4,957 | 4,397 | |
| February | 5,148 | 4,768 | |
| March | 5,361 | 5,084 | |
| April | 5,468 | 5,128 | |
| May | 5,468 | 5,128 | |
| June | 5,468 | 5,129 | |

QUANTITY METRICS (rolling 12 month period)

| | Contract Quantity | Contract Base Number | Contract * | Area Team | Region | England |
|----------------------------------------------------------------------------------|-------------------|----------------------|------------|-----------|--------|---------|
| % of all assessments that were assess and fit appliances (case starts) | 200 | 296 | 67.6% | 57.8% | 61.5% | 57.9% |
| % of all assessments that were assess and refuse | 36 | 296 | 12.2% | 16.8% | 11.3% | 12.4% |
| % of all assessments that were assess and review | 60 | 296 | 20.3% | 25.4% | 27.3% | 29.7% |
| % of case starts with a reported IOTN of 3 and Aesthetic Component of 5 or below | 0 | 200 | N/A | 0.0% | 0.1% | 0.1% |
| % of case starts with a reported IOTN of 3 and Aesthetic Component of 6 or above | 3 | 200 | 1.5% | 2.6% | 3.5% | 4.0% |
| % of case starts with a reported IOTN of 4 | 181 | 200 | 90.5% | 79.6% | 79.4% | 78.0% |
| % of case starts with a reported IOTN of 5 | 16 | 200 | 8.0% | 17.2% | 16.4% | 16.6 % |
| % of concluded courses in receipt of dual-arch fixed appliances | 270 | 306 | 88.2% | 69.5% | 76.1% | 74.0% |
| % of concluded courses where treatment was abandoned or discontinued | 29 | 306 | 9.5% | 8.8% | 8.6% | 8.5% |
| % of patients satisfied with the treatment they have received | 1 | 1 | 100.0% | 90.0% | 95.2% | 95.5% |

* Figures in italics indicate that the base number is less than 100.

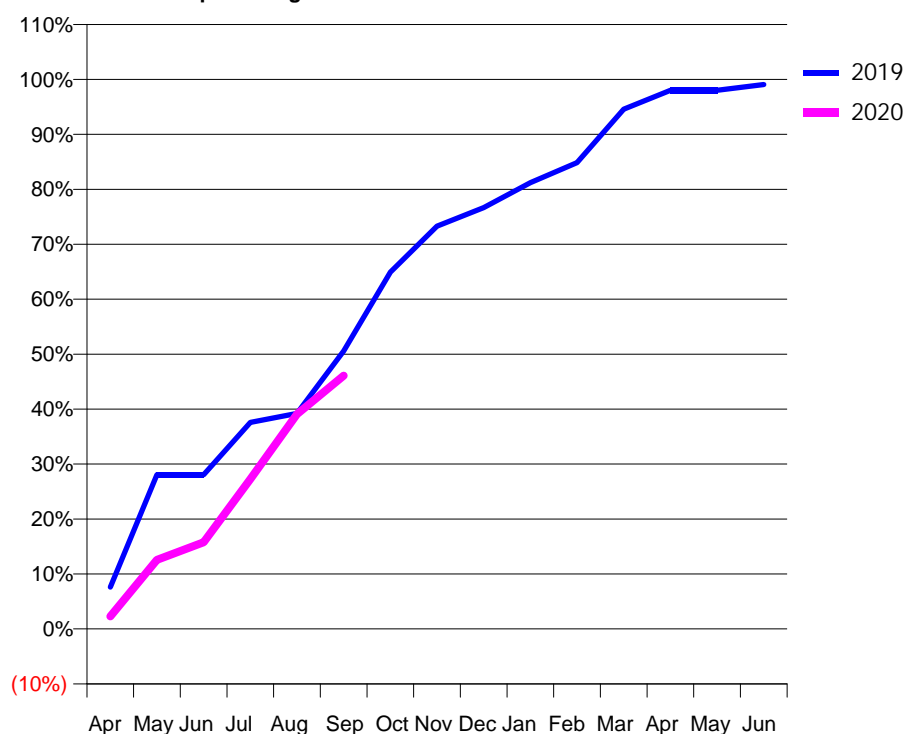
Q51 - Vital Signs Orthodontic At a Glance Contract Report for 151653/0002 - September 2019

| | | | |
|----------------------|------------------------|---------------------------------------------|-------------|
| Name or company name | The Forum Practice Ltd | 19/20 Contracted general activity (UDA) | 0 |
| Contract type name | PDS Contract | Carry forward general activity (UDA) | 0 |
| Purpose of contract | Orthodontic | 19/20 Contracted orthodontic activity (UOA) | 1,959 |
| Contract start date | 01/10/2011 | Carry forward orthodontic activity (UOA) | 18 |
| Contract end date | 30/09/2020 | Baseline contract value | £124,385.83 |

| ACCESS | Contract | England and Wales |
|----------------------------------------------|----------|-------------------|
| 24 month ratio of assessments to patient IDs | 1.12 | 1.07 |

| ACTIVITY | Contract |
|-------------------------------------------------------------------------------------------|----------|
| Contract assess and fit appliances (case starts) as a percentage of Area Team case starts | 2.0 % |

Cumulative percentage of contracted UOA delivered 2019 & 2020



| Month | Adjusted Scheduled Activity (UOA) | | |
|-----------|-----------------------------------|-------|------|
| | 2018 | 2019 | 2020 |
| April | 27 | 149 | 45 |
| May | 57 | 550 | 246 |
| June | 277 | 550 | 309 |
| July | 560 | 736 | 534 |
| August | 842 | 768 | 765 |
| September | 956 | 991 | 903 |
| October | 1,115 | 1,272 | |
| November | 1,272 | 1,436 | |
| December | 1,594 | 1,502 | |
| January | 1,701 | 1,591 | |
| February | 1,809 | 1,662 | |
| March | 1,812 | 1,853 | |
| April | 1,960 | 1,920 | |
| May | 1,960 | 1,920 | |
| June | 1,960 | 1,941 | |

QUANTITY METRICS (rolling 12 month period)

| | Contract Quantity | Contract Base Number | Contract * | Area Team | Region | England |
|----------------------------------------------------------------------------------|-------------------|----------------------|------------|-----------|--------|---------|
| % of all assessments that were assess and fit appliances (case starts) | 89 | 167 | 53.3% | 57.8% | 61.5% | 57.9% |
| % of all assessments that were assess and refuse | 20 | 167 | 12.0% | 16.8% | 11.3% | 12.4% |
| % of all assessments that were assess and review | 58 | 167 | 34.7% | 25.4% | 27.3% | 29.7% |
| % of case starts with a reported IOTN of 3 and Aesthetic Component of 5 or below | 0 | 89 | <i>N/A</i> | 0.0% | 0.1% | 0.1% |
| % of case starts with a reported IOTN of 3 and Aesthetic Component of 6 or above | 0 | 89 | <i>N/A</i> | 2.6% | 3.5% | 4.0% |
| % of case starts with a reported IOTN of 4 | 83 | 89 | 93.3% | 79.6% | 79.4% | 78.0% |
| % of case starts with a reported IOTN of 5 | 5 | 89 | 5.6% | 17.2% | 16.4% | 16.6% |
| % of concluded courses in receipt of dual-arch fixed appliances | 41 | 71 | 57.7% | 69.5% | 76.1% | 74.0% |
| % of concluded courses where treatment was abandoned or discontinued | 11 | 71 | 15.5% | 8.8% | 8.6% | 8.5% |
| % of patients satisfied with the treatment they have received | 0 | 0 | <i>N/A</i> | 90.0% | 95.2% | 95.5% |

* Figures in italics indicate that the base number is less than 100.

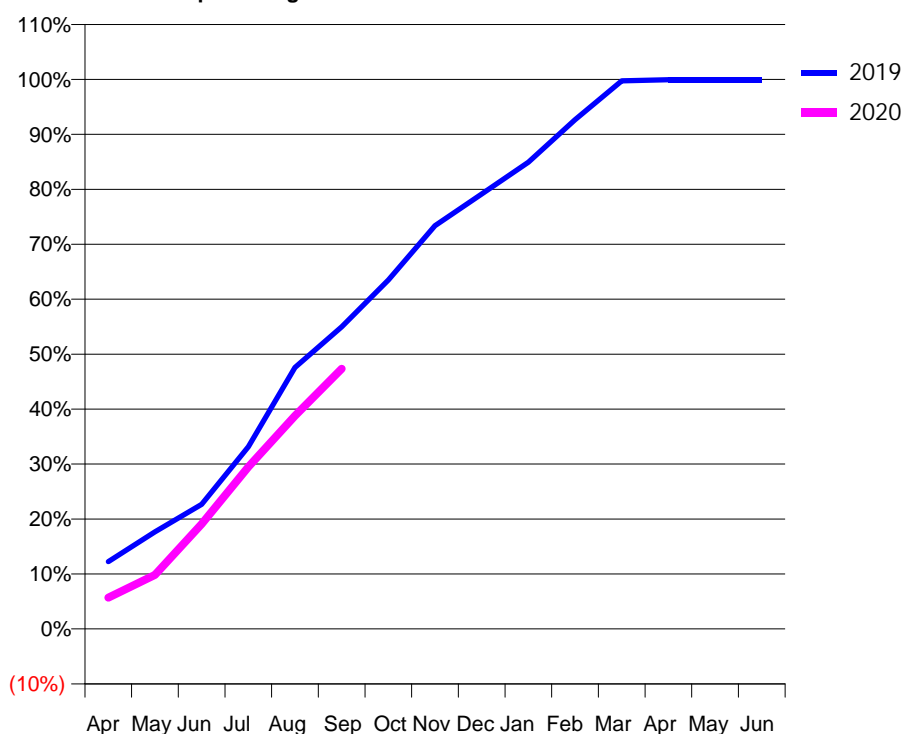
Q51 - Vital Signs Orthodontic At a Glance Contract Report for 156531/0001 - September 2019

| | | | |
|----------------------|------------------|---------------------------------------------|---------------|
| Name or company name | Orthocentres Ltd | 19/20 Contracted general activity (UDA) | 0 |
| Contract type name | PDS Contract | Carry forward general activity (UDA) | 0 |
| Purpose of contract | Orthodontic | 19/20 Contracted orthodontic activity (UOA) | 32,345 |
| Contract start date | 01/01/2008 | Carry forward orthodontic activity (UOA) | 20 |
| Contract end date | 30/09/2020 | Baseline contract value | £2,053,731.18 |

| ACCESS | Contract | England and Wales |
|----------------------------------------------|----------|-------------------|
| 24 month ratio of assessments to patient IDs | 1.05 | 1.07 |

| ACTIVITY | Contract |
|-------------------------------------------------------------------------------------------|----------|
| Contract assess and fit appliances (case starts) as a percentage of Area Team case starts | 30.3 % |

Cumulative percentage of contracted UOA delivered 2019 & 2020



| Month | Adjusted Scheduled Activity (UOA) | | |
|-----------|-----------------------------------|--------|--------|
| | 2018 | 2019 | 2020 |
| April | 4,273 | 3,956 | 1,838 |
| May | 7,141 | 5,718 | 3,183 |
| June | 8,895 | 7,332 | 6,173 |
| July | 13,101 | 10,726 | 9,541 |
| August | 16,627 | 15,389 | 12,545 |
| September | 19,419 | 17,785 | 15,311 |
| October | 21,256 | 20,537 | |
| November | 24,561 | 23,736 | |
| December | 25,687 | 25,599 | |
| January | 27,963 | 27,477 | |
| February | 30,785 | 29,975 | |
| March | 32,292 | 32,256 | |
| April | 32,355 | 32,316 | |
| May | 32,356 | 32,316 | |
| June | 32,404 | 32,325 | |

QUANTITY METRICS (rolling 12 month period)

| | Contract Quantity | Contract Base Number | Contract * | Area Team | Region | England |
|----------------------------------------------------------------------------------|-------------------|----------------------|------------|-----------|--------|---------|
| % of all assessments that were assess and fit appliances (case starts) | 1,381 | 2,856 | 48.4% | 57.8% | 61.5% | 57.9% |
| % of all assessments that were assess and refuse | 646 | 2,856 | 22.6% | 16.8% | 11.3% | 12.4% |
| % of all assessments that were assess and review | 829 | 2,856 | 29.0% | 25.4% | 27.3% | 29.7% |
| % of case starts with a reported IOTN of 3 and Aesthetic Component of 5 or below | 0 | 1,381 | N/A | 0.0% | 0.1% | 0.1% |
| % of case starts with a reported IOTN of 3 and Aesthetic Component of 6 or above | 25 | 1,381 | 1.8% | 2.6% | 3.5% | 4.0% |
| % of case starts with a reported IOTN of 4 | 1,080 | 1,381 | 78.2% | 79.6% | 79.4% | 78.0% |
| % of case starts with a reported IOTN of 5 | 268 | 1,381 | 19.4% | 17.2% | 16.4% | 16.6 % |
| % of concluded courses in receipt of dual-arch fixed appliances | 1,388 | 1,846 | 75.2% | 69.5% | 76.1% | 74.0% |
| % of concluded courses where treatment was abandoned or discontinued | 200 | 1,846 | 10.8% | 8.8% | 8.6% | 8.5% |
| % of patients satisfied with the treatment they have received | 4 | 4 | 100.0% | 90.0% | 95.2% | 95.5% |

* Figures in italics indicate that the base number is less than 100.

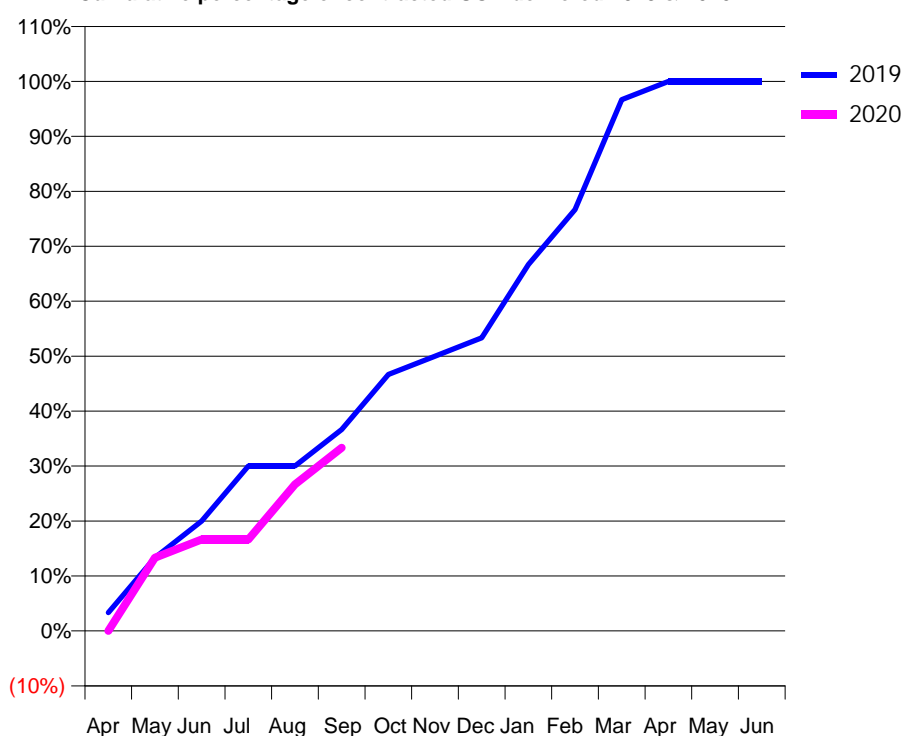
Q51 - Vital Signs Orthodontic At a Glance Contract Report for 157708/0001 - September 2019

| | | | |
|----------------------|-------------------------|---------------------------------------------|---------------|
| Name or company name | Doncaster Dental Centre | 19/20 Contracted general activity (UDA) | 32,715 |
| Contract type name | GDS Contract | Carry forward general activity (UDA) | 0 |
| Purpose of contract | General and Orthodontic | 19/20 Contracted orthodontic activity (UOA) | 630 |
| Contract start date | 01/09/2010 | Carry forward orthodontic activity (UOA) | 0 |
| Contract end date | | Baseline contract value | £1,000,522.17 |

| ACCESS | Contract | England and Wales |
|----------------------------------------------|----------|-------------------|
| 24 month ratio of assessments to patient IDs | 1.00 | 1.07 |

| ACTIVITY | Contract |
|-------------------------------------------------------------------------------------------|----------|
| Contract assess and fit appliances (case starts) as a percentage of Area Team case starts | 0.6 % |

Cumulative percentage of contracted UOA delivered 2019 & 2020



| Month | Adjusted Scheduled Activity (UOA) | | |
|-----------|-----------------------------------|------|------|
| | 2018 | 2019 | 2020 |
| April | 21 | 21 | 0 |
| May | 21 | 84 | 84 |
| June | 42 | 126 | 105 |
| July | 126 | 189 | 105 |
| August | 147 | 189 | 168 |
| September | 168 | 231 | 210 |
| October | 273 | 294 | |
| November | 357 | 315 | |
| December | 483 | 336 | |
| January | 567 | 420 | |
| February | 588 | 483 | |
| March | 588 | 609 | |
| April | 630 | 630 | |
| May | 630 | 630 | |
| June | 630 | 630 | |

QUANTITY METRICS (rolling 12 month period)

| | Contract Quantity | Contract Base Number | Contract * | Area Team | Region | England |
|----------------------------------------------------------------------------------|-------------------|----------------------|------------|-----------|--------|---------|
| % of all assessments that were assess and fit appliances (case starts) | 29 | 29 | 100.0% | 57.8% | 61.5% | 57.9% |
| % of all assessments that were assess and refuse | 0 | 29 | 0.0% | 16.8% | 11.3% | 12.4% |
| % of all assessments that were assess and review | 0 | 29 | 0.0% | 25.4% | 27.3% | 29.7% |
| % of case starts with a reported IOTN of 3 and Aesthetic Component of 5 or below | 0 | 29 | N/A | 0.0% | 0.1% | 0.1% |
| % of case starts with a reported IOTN of 3 and Aesthetic Component of 6 or above | 0 | 29 | N/A | 2.6% | 3.5% | 4.0% |
| % of case starts with a reported IOTN of 4 | 29 | 29 | 100.0% | 79.6% | 79.4% | 78.0% |
| % of case starts with a reported IOTN of 5 | 0 | 29 | N/A | 17.2% | 16.4% | 16.6% |
| % of concluded courses in receipt of dual-arch fixed appliances | 31 | 33 | 93.9% | 69.5% | 76.1% | 74.0% |
| % of concluded courses where treatment was abandoned or discontinued | 1 | 33 | 3.0% | 8.8% | 8.6% | 8.5% |
| % of patients satisfied with the treatment they have received | 0 | 0 | N/A | 90.0% | 95.2% | 95.5% |

* Figures in italics indicate that the base number is less than 100.

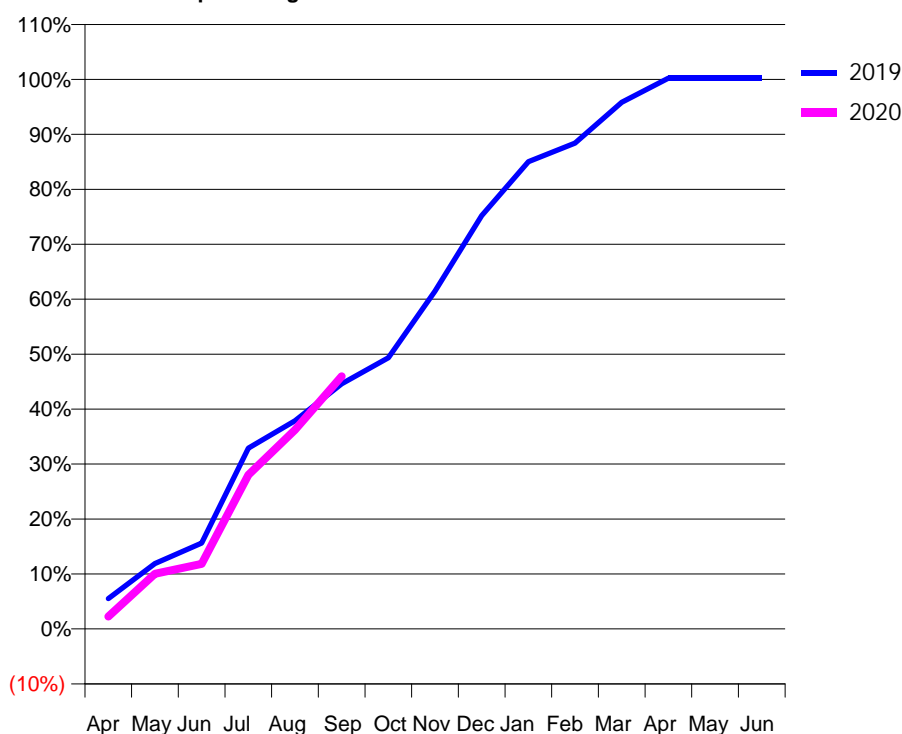
Q51 - Vital Signs Orthodontic At a Glance Contract Report for 183652/0001 - September 2019

| | | | |
|----------------------|-------------------|---------------------------------------------|-------------|
| Name or company name | Haricover Limited | 19/20 Contracted general activity (UDA) | 0 |
| Contract type name | PDS Contract | Carry forward general activity (UDA) | 0 |
| Purpose of contract | Orthodontic | 19/20 Contracted orthodontic activity (UOA) | 13,076 |
| Contract start date | 01/05/2015 | Carry forward orthodontic activity (UOA) | -31 |
| Contract end date | 30/09/2020 | Baseline contract value | £810,126.45 |

| ACCESS | Contract | England and Wales |
|----------------------------------------------|----------|-------------------|
| 24 month ratio of assessments to patient IDs | 1.01 | 1.07 |

| ACTIVITY | Contract |
|-------------------------------------------------------------------------------------------|----------|
| Contract assess and fit appliances (case starts) as a percentage of Area Team case starts | 13.6 % |

Cumulative percentage of contracted UOA delivered 2019 & 2020



| Month | Adjusted Scheduled Activity (UOA) | | |
|-----------|-----------------------------------|--------|-------|
| | 2018 | 2019 | 2020 |
| April | 373 | 721 | 296 |
| May | 1,836 | 1,556 | 1,313 |
| June | 2,191 | 2,045 | 1,546 |
| July | 4,338 | 4,302 | 3,665 |
| August | 5,276 | 4,951 | 4,736 |
| September | 6,856 | 5,831 | 6,012 |
| October | 8,368 | 6,453 | |
| November | 9,696 | 8,035 | |
| December | 10,485 | 9,834 | |
| January | 10,987 | 11,118 | |
| February | 12,169 | 11,557 | |
| March | 12,911 | 12,529 | |
| April | 13,127 | 13,107 | |
| May | 13,127 | 13,107 | |
| June | 13,127 | 13,107 | |

QUANTITY METRICS (rolling 12 month period)

| | Contract Quantity | Contract Base Number | Contract * | Area Team | Region | England |
|----------------------------------------------------------------------------------|-------------------|----------------------|------------|-----------|--------|---------|
| % of all assessments that were assess and fit appliances (case starts) | 620 | 997 | 62.2% | 57.8% | 61.5% | 57.9% |
| % of all assessments that were assess and refuse | 140 | 997 | 14.0% | 16.8% | 11.3% | 12.4% |
| % of all assessments that were assess and review | 237 | 997 | 23.8% | 25.4% | 27.3% | 29.7% |
| % of case starts with a reported IOTN of 3 and Aesthetic Component of 5 or below | 0 | 620 | N/A | 0.0% | 0.1% | 0.1% |
| % of case starts with a reported IOTN of 3 and Aesthetic Component of 6 or above | 9 | 620 | 1.5% | 2.6% | 3.5% | 4.0% |
| % of case starts with a reported IOTN of 4 | 488 | 620 | 78.7% | 79.6% | 79.4% | 78.0% |
| % of case starts with a reported IOTN of 5 | 112 | 620 | 18.1% | 17.2% | 16.4% | 16.6% |
| % of concluded courses in receipt of dual-arch fixed appliances | 146 | 534 | 27.3% | 69.5% | 76.1% | 74.0% |
| % of concluded courses where treatment was abandoned or discontinued | 56 | 534 | 10.5% | 8.8% | 8.6% | 8.5% |
| % of patients satisfied with the treatment they have received | 0 | 1 | 0.0% | 90.0% | 95.2% | 95.5% |

* Figures in italics indicate that the base number is less than 100.

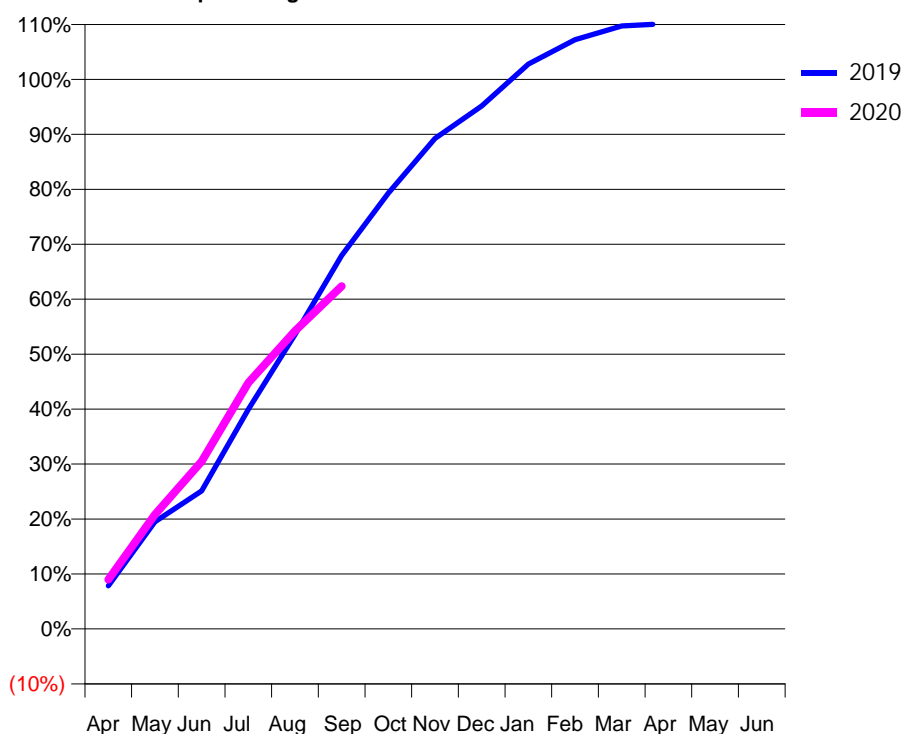
Q51 - Vital Signs Orthodontic At a Glance Contract Report for 649503/0001 - September 2019

| | | | |
|----------------------|--------------|---------------------------------------------|-------------|
| Name or company name | MR MG HEANUE | 19/20 Contracted general activity (UDA) | 0 |
| Contract type name | PDS Contract | Carry forward general activity (UDA) | 0 |
| Purpose of contract | Orthodontic | 19/20 Contracted orthodontic activity (UOA) | 6,362 |
| Contract start date | 01/04/2006 | Carry forward orthodontic activity (UOA) | -127 |
| Contract end date | 30/06/2020 | Baseline contract value | £403,952.31 |

| ACCESS | Contract | England and Wales |
|----------------------------------------------|----------|-------------------|
| 24 month ratio of assessments to patient IDs | 1.09 | 1.07 |

| ACTIVITY | Contract |
|-------------------------------------------------------------------------------------------|----------|
| Contract assess and fit appliances (case starts) as a percentage of Area Team case starts | 6.7 % |

Cumulative percentage of contracted UOA delivered 2019 & 2020



| Month | Adjusted Scheduled Activity (UOA) | | |
|-----------|-----------------------------------|-------|-------|
| | 2018 | 2019 | 2020 |
| April | 1,057 | 499 | 572 |
| May | 2,172 | 1,240 | 1,324 |
| June | 2,800 | 1,599 | 1,939 |
| July | 3,484 | 2,544 | 2,851 |
| August | 3,897 | 3,406 | 3,449 |
| September | 4,408 | 4,323 | 3,969 |
| October | 4,830 | 5,046 | |
| November | 5,287 | 5,677 | |
| December | 5,655 | 6,054 | |
| January | 5,995 | 6,539 | |
| February | 6,348 | 6,821 | |
| March | 6,457 | 6,980 | |
| April | 6,599 | 7,009 | |
| May | 6,601 | 7,009 | |
| June | 6,601 | 7,009 | |

QUANTITY METRICS (rolling 12 month period)

| | Contract Quantity | Contract Base Number | Contract * | Area Team | Region | England |
|----------------------------------------------------------------------------------|-------------------|----------------------|------------|-----------|--------|---------|
| % of all assessments that were assess and fit appliances (case starts) | 303 | 581 | 52.2% | 57.8% | 61.5% | 57.9% |
| % of all assessments that were assess and refuse | 94 | 581 | 16.2% | 16.8% | 11.3% | 12.4% |
| % of all assessments that were assess and review | 184 | 581 | 31.7% | 25.4% | 27.3% | 29.7% |
| % of case starts with a reported IOTN of 3 and Aesthetic Component of 5 or below | 2 | 303 | 0.7% | 0.0% | 0.1% | 0.1% |
| % of case starts with a reported IOTN of 3 and Aesthetic Component of 6 or above | 7 | 303 | 2.3% | 2.6% | 3.5% | 4.0% |
| % of case starts with a reported IOTN of 4 | 222 | 303 | 73.3% | 79.6% | 79.4% | 78.0% |
| % of case starts with a reported IOTN of 5 | 72 | 303 | 23.8% | 17.2% | 16.4% | 16.6% |
| % of concluded courses in receipt of dual-arch fixed appliances | 202 | 258 | 78.3% | 69.5% | 76.1% | 74.0% |
| % of concluded courses where treatment was abandoned or discontinued | 47 | 258 | 18.2% | 8.8% | 8.6% | 8.5% |
| % of patients satisfied with the treatment they have received | 5 | 6 | 83.3% | 90.0% | 95.2% | 95.5% |

* Figures in italics indicate that the base number is less than 100.

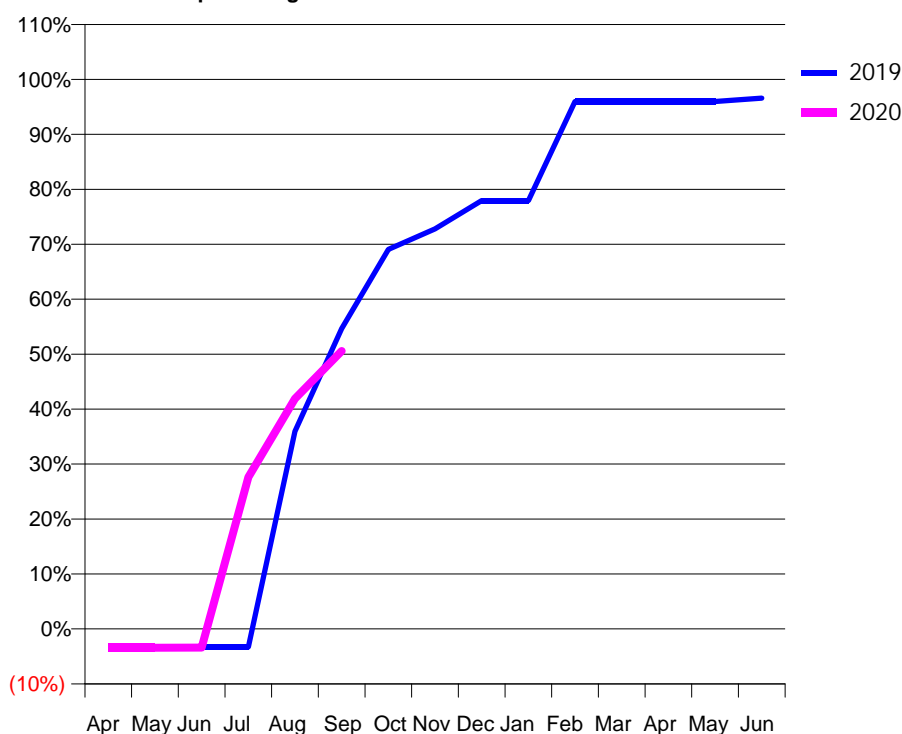
Q51 - Vital Signs Orthodontic At a Glance Contract Report for 677582/0001 - September 2019

| | | | |
|----------------------|--------------|---------------------------------------------|-------------|
| Name or company name | MR NC PATEL | 19/20 Contracted general activity (UDA) | 0 |
| Contract type name | PDS Contract | Carry forward general activity (UDA) | 0 |
| Purpose of contract | Orthodontic | 19/20 Contracted orthodontic activity (UOA) | 3,384 |
| Contract start date | 04/01/2010 | Carry forward orthodontic activity (UOA) | 116 |
| Contract end date | 31/03/2021 | Baseline contract value | £213,819.12 |

| ACCESS | Contract | England and Wales |
|----------------------------------------------|----------|-------------------|
| 24 month ratio of assessments to patient IDs | 1.00 | 1.07 |

| ACTIVITY | Contract |
|-------------------------------------------------------------------------------------------|----------|
| Contract assess and fit appliances (case starts) as a percentage of Area Team case starts | 3.4 % |

Cumulative percentage of contracted UOA delivered 2019 & 2020



| Month | Adjusted Scheduled Activity (UOA) | | |
|-----------|-----------------------------------|-------|-------|
| | 2018 | 2019 | 2020 |
| April | 68 | -111 | -116 |
| May | 593 | -111 | -116 |
| June | 593 | -111 | -115 |
| July | 1,265 | -111 | 935 |
| August | 1,790 | 1,217 | 1,418 |
| September | 2,173 | 1,849 | 1,712 |
| October | 2,215 | 2,337 | |
| November | 2,387 | 2,463 | |
| December | 2,387 | 2,637 | |
| January | 2,387 | 2,637 | |
| February | 2,874 | 3,247 | |
| March | 2,874 | 3,247 | |
| April | 2,874 | 3,247 | |
| May | 2,874 | 3,247 | |
| June | 3,273 | 3,268 | |

QUANTITY METRICS (rolling 12 month period)

| | Contract Quantity | Contract Base Number | Contract * | Area Team | Region | England |
|----------------------------------------------------------------------------------|-------------------|----------------------|------------|-----------|--------|---------|
| % of all assessments that were assess and fit appliances (case starts) | 155 | 164 | 94.5% | 57.8% | 61.5% | 57.9% |
| % of all assessments that were assess and refuse | 8 | 164 | 4.9% | 16.8% | 11.3% | 12.4% |
| % of all assessments that were assess and review | 1 | 164 | 0.6% | 25.4% | 27.3% | 29.7% |
| % of case starts with a reported IOTN of 3 and Aesthetic Component of 5 or below | 0 | 155 | N/A | 0.0% | 0.1% | 0.1% |
| % of case starts with a reported IOTN of 3 and Aesthetic Component of 6 or above | 13 | 155 | 8.4% | 2.6% | 3.5% | 4.0% |
| % of case starts with a reported IOTN of 4 | 114 | 155 | 73.5% | 79.6% | 79.4% | 78.0% |
| % of case starts with a reported IOTN of 5 | 28 | 155 | 18.1% | 17.2% | 16.4% | 16.6% |
| % of concluded courses in receipt of dual-arch fixed appliances | 50 | 388 | 12.9% | 69.5% | 76.1% | 74.0% |
| % of concluded courses where treatment was abandoned or discontinued | 1 | 388 | 0.3% | 8.8% | 8.6% | 8.5% |
| % of patients satisfied with the treatment they have received | 3 | 3 | 100.0% | 90.0% | 95.2% | 95.5% |

* Figures in italics indicate that the base number is less than 100.

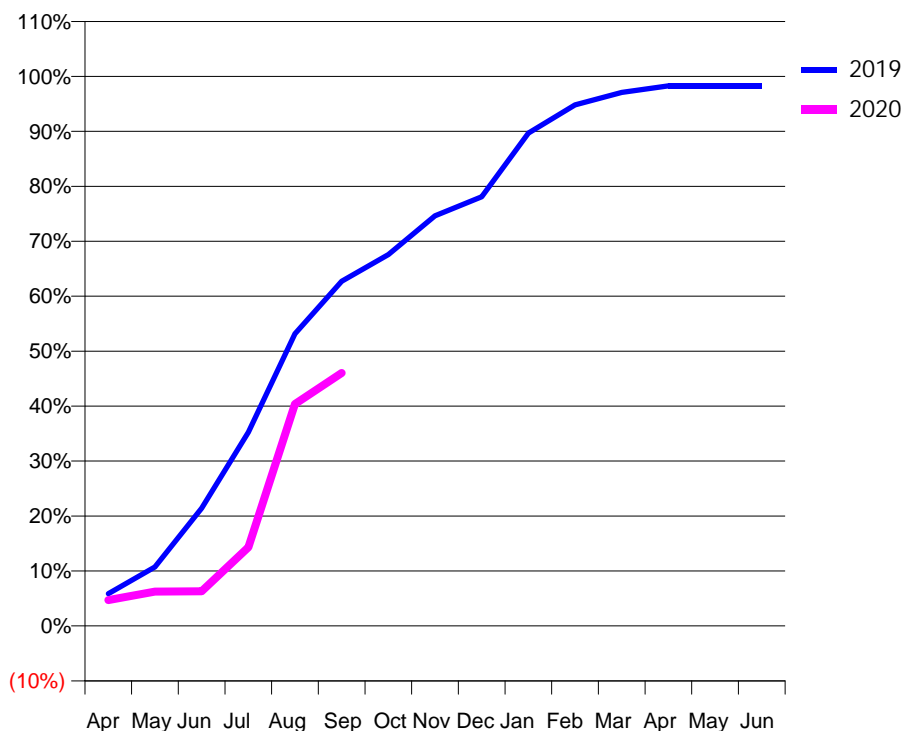
Q51 - Vital Signs Orthodontic At a Glance Contract Report for 762091/0001 - September 2019

| | | | |
|----------------------|---------------|---------------------------------------------|-------------|
| Name or company name | MS UB DOHERTY | 19/20 Contracted general activity (UDA) | 0 |
| Contract type name | PDS Contract | Carry forward general activity (UDA) | 0 |
| Purpose of contract | Orthodontic | 19/20 Contracted orthodontic activity (UOA) | 1,853 |
| Contract start date | 01/04/2006 | Carry forward orthodontic activity (UOA) | 32 |
| Contract end date | 30/06/2020 | Baseline contract value | £117,655.40 |

| ACCESS | Contract | England and Wales |
|----------------------------------------------|----------|-------------------|
| 24 month ratio of assessments to patient IDs | 1.09 | 1.07 |

| ACTIVITY | Contract |
|-------------------------------------------------------------------------------------------|----------|
| Contract assess and fit appliances (case starts) as a percentage of Area Team case starts | 1.6 % |

Cumulative percentage of contracted UOA delivered 2019 & 2020



| Month | Adjusted Scheduled Activity (UOA) | | |
|-----------|-----------------------------------|-------|------|
| | 2018 | 2019 | 2020 |
| April | 5 | 109 | 87 |
| May | 196 | 199 | 116 |
| June | 314 | 397 | 117 |
| July | 372 | 653 | 265 |
| August | 727 | 985 | 748 |
| September | 886 | 1,162 | 853 |
| October | 1,006 | 1,252 | - |
| November | 1,250 | 1,383 | - |
| December | 1,250 | 1,447 | - |
| January | 1,410 | 1,662 | - |
| February | 1,594 | 1,757 | - |
| March | 1,689 | 1,799 | - |
| April | 1,815 | 1,821 | - |
| May | 1,815 | 1,821 | - |
| June | 1,815 | 1,821 | - |

QUANTITY METRICS (rolling 12 month period)

| | Contract Quantity | Contract Base Number | Contract * | Area Team | Region | England |
|----------------------------------------------------------------------------------|-------------------|----------------------|------------|-----------|--------|---------|
| % of all assessments that were assess and fit appliances (case starts) | 71 | 124 | 57.3% | 57.8% | 61.5% | 57.9% |
| % of all assessments that were assess and refuse | 13 | 124 | 10.5% | 16.8% | 11.3% | 12.4% |
| % of all assessments that were assess and review | 40 | 124 | 32.3% | 25.4% | 27.3% | 29.7% |
| % of case starts with a reported IOTN of 3 and Aesthetic Component of 5 or below | 0 | 71 | <i>N/A</i> | 0.0% | 0.1% | 0.1% |
| % of case starts with a reported IOTN of 3 and Aesthetic Component of 6 or above | 0 | 71 | <i>N/A</i> | 2.6% | 3.5% | 4.0% |
| % of case starts with a reported IOTN of 4 | 60 | 71 | 84.5% | 79.6% | 79.4% | 78.0% |
| % of case starts with a reported IOTN of 5 | 11 | 71 | 15.5% | 17.2% | 16.4% | 16.6 % |
| % of concluded courses in receipt of dual-arch fixed appliances | 91 | 107 | 85.0% | 69.5% | 76.1% | 74.0% |
| % of concluded courses where treatment was abandoned or discontinued | 12 | 107 | 11.2% | 8.8% | 8.6% | 8.5% |
| % of patients satisfied with the treatment they have received | 1 | 1 | 100.0% | 90.0% | 95.2% | 95.5% |

* Figures in italics indicate that the base number is less than 100.

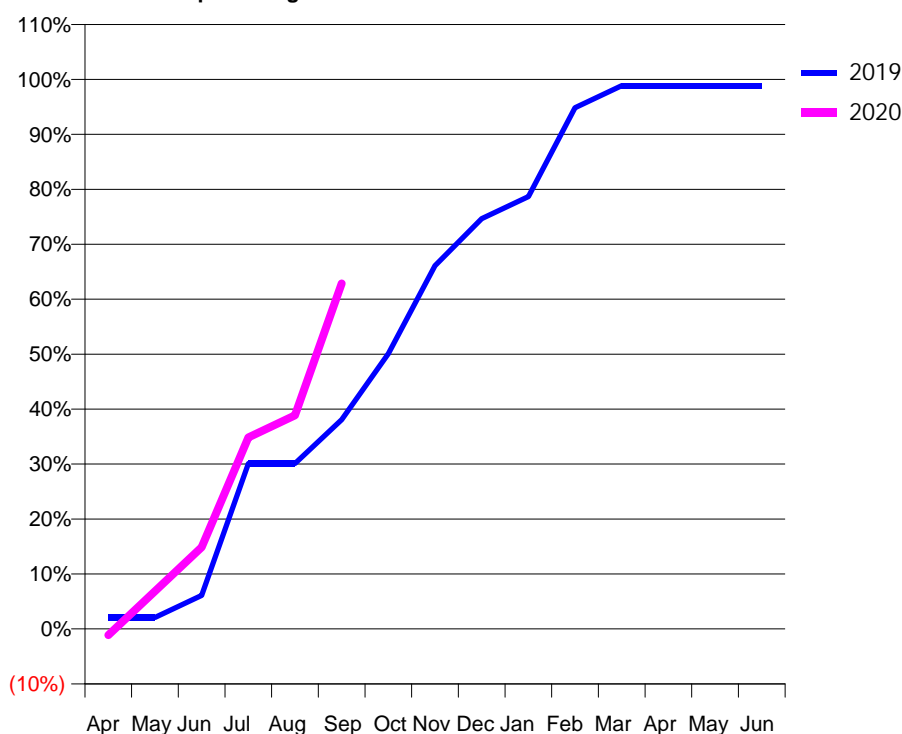
Q51 - Vital Signs Orthodontic At a Glance Contract Report for 916889/0001 - September 2019

| | | | |
|----------------------|-------------------------|---------------------------------------------|-------------|
| Name or company name | MR SG EMMS | 19/20 Contracted general activity (UDA) | 16,671 |
| Contract type name | GDS Contract | Carry forward general activity (UDA) | 43 |
| Purpose of contract | General and Orthodontic | 19/20 Contracted orthodontic activity (UOA) | 525 |
| Contract start date | 01/04/2006 | Carry forward orthodontic activity (UOA) | 6 |
| Contract end date | | Baseline contract value | £523,536.62 |

| ACCESS | Contract | England and Wales |
|----------------------------------------------|----------|-------------------|
| 24 month ratio of assessments to patient IDs | 1.00 | 1.07 |

| ACTIVITY | Contract |
|-------------------------------------------------------------------------------------------|----------|
| Contract assess and fit appliances (case starts) as a percentage of Area Team case starts | 0.7 % |

Cumulative percentage of contracted UOA delivered 2019 & 2020



| Month | Adjusted Scheduled Activity (UOA) | | |
|-----------|-----------------------------------|------|------|
| | 2018 | 2019 | 2020 |
| April | 51 | 11 | -6 |
| May | 93 | 11 | 36 |
| June | 136 | 32 | 78 |
| July | 262 | 158 | 183 |
| August | 325 | 158 | 204 |
| September | 390 | 200 | 330 |
| October | 434 | 263 | |
| November | 497 | 347 | |
| December | 539 | 392 | |
| January | 540 | 413 | |
| February | 540 | 498 | |
| March | 540 | 519 | |
| April | 541 | 519 | |
| May | 541 | 519 | |
| June | 541 | 519 | |

QUANTITY METRICS (rolling 12 month period)

| | Contract Quantity | Contract Base Number | Contract * | Area Team | Region | England |
|----------------------------------------------------------------------------------|-------------------|----------------------|------------|-----------|--------|---------|
| % of all assessments that were assess and fit appliances (case starts) | 31 | 36 | 86.1% | 57.8% | 61.5% | 57.9% |
| % of all assessments that were assess and refuse | 2 | 36 | 5.6% | 16.8% | 11.3% | 12.4% |
| % of all assessments that were assess and review | 3 | 36 | 8.3% | 25.4% | 27.3% | 29.7% |
| % of case starts with a reported IOTN of 3 and Aesthetic Component of 5 or below | 0 | 31 | <i>N/A</i> | 0.0% | 0.1% | 0.1% |
| % of case starts with a reported IOTN of 3 and Aesthetic Component of 6 or above | 0 | 31 | <i>N/A</i> | 2.6% | 3.5% | 4.0% |
| % of case starts with a reported IOTN of 4 | 31 | 31 | 100.0% | 79.6% | 79.4% | 78.0% |
| % of case starts with a reported IOTN of 5 | 0 | 31 | <i>N/A</i> | 17.2% | 16.4% | 16.6 % |
| % of concluded courses in receipt of dual-arch fixed appliances | 2 | 25 | 8.0% | 69.5% | 76.1% | 74.0% |
| % of concluded courses where treatment was abandoned or discontinued | 4 | 25 | 16.0% | 8.8% | 8.6% | 8.5% |
| % of patients satisfied with the treatment they have received | 0 | 0 | <i>N/A</i> | 90.0% | 95.2% | 95.5% |

* Figures in italics indicate that the base number is less than 100.

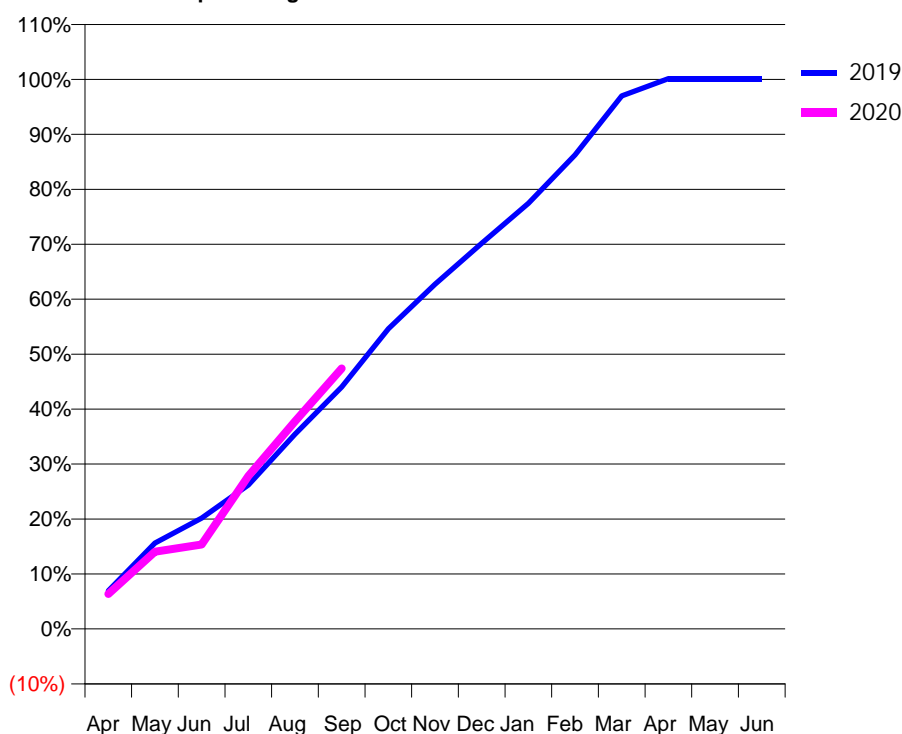
Q52 - Vital Signs Orthodontic At a Glance Contract Report for 101338/0088 - September 2019

| | | | |
|----------------------|--------------------------------|---------------------------------------------|---------------|
| Name or company name | Whitecross Dental Care Limited | 19/20 Contracted general activity (UDA) | 0 |
| Contract type name | PDS Contract | Carry forward general activity (UDA) | 0 |
| Purpose of contract | Orthodontic | 19/20 Contracted orthodontic activity (UOA) | 30,926 |
| Contract start date | 01/06/2009 | Carry forward orthodontic activity (UOA) | -40 |
| Contract end date | 30/09/2020 | Baseline contract value | £2,027,458.79 |

| ACCESS | Contract | England and Wales |
|----------------------------------------------|----------|-------------------|
| 24 month ratio of assessments to patient IDs | 1.05 | 1.07 |

| ACTIVITY | Contract |
|-------------------------------------------------------------------------------------------|----------|
| Contract assess and fit appliances (case starts) as a percentage of Area Team case starts | 22.2 % |

Cumulative percentage of contracted UOA delivered 2019 & 2020



| Month | Adjusted Scheduled Activity (UOA) | | |
|-----------|-----------------------------------|--------|--------|
| | 2018 | 2019 | 2020 |
| April | 1,268 | 2,151 | 1,971 |
| May | 4,161 | 4,832 | 4,347 |
| June | 5,540 | 6,238 | 4,751 |
| July | 7,069 | 8,103 | 8,605 |
| August | 9,152 | 10,964 | 11,670 |
| September | 11,541 | 13,614 | 14,664 |
| October | 14,876 | 16,888 | |
| November | 17,699 | 19,396 | |
| December | 20,414 | 21,703 | |
| January | 22,723 | 23,951 | |
| February | 27,191 | 26,666 | |
| March | 29,832 | 29,993 | |
| April | 30,918 | 30,965 | |
| May | 30,918 | 30,966 | |
| June | 30,918 | 30,966 | |

QUANTITY METRICS (rolling 12 month period)

| | Contract Quantity | Contract Base Number | Contract * | Area Team | Region | England |
|----------------------------------------------------------------------------------|-------------------|----------------------|------------|-----------|--------|---------|
| % of all assessments that were assess and fit appliances (case starts) | 1,486 | 2,407 | 61.7% | 58.2% | 61.5% | 57.9% |
| % of all assessments that were assess and refuse | 383 | 2,407 | 15.9% | 13.3% | 11.3% | 12.4% |
| % of all assessments that were assess and review | 538 | 2,407 | 22.4% | 28.5% | 27.3% | 29.7% |
| % of case starts with a reported IOTN of 3 and Aesthetic Component of 5 or below | 0 | 1,486 | N/A | 0.0% | 0.1% | 0.1% |
| % of case starts with a reported IOTN of 3 and Aesthetic Component of 6 or above | 12 | 1,486 | 0.8% | 0.9% | 3.5% | 4.0% |
| % of case starts with a reported IOTN of 4 | 1,218 | 1,486 | 82.0% | 77.7% | 79.4% | 78.0% |
| % of case starts with a reported IOTN of 5 | 244 | 1,486 | 16.4% | 20.8% | 16.4% | 16.6% |
| % of concluded courses in receipt of dual-arch fixed appliances | 1,249 | 1,401 | 89.2% | 82.5% | 76.1% | 74.0% |
| % of concluded courses where treatment was abandoned or discontinued | 116 | 1,401 | 8.3% | 9.8% | 8.6% | 8.5% |
| % of patients satisfied with the treatment they have received | 2 | 2 | 100.0% | 100.0% | 95.2% | 95.5% |

* Figures in italics indicate that the base number is less than 100.

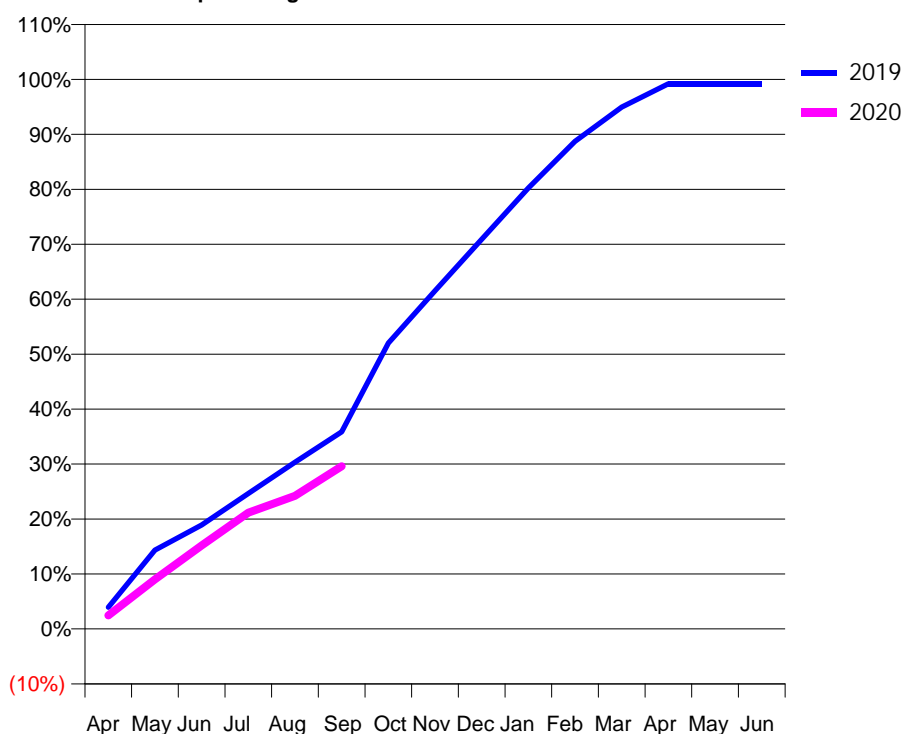
Q52 - Vital Signs Orthodontic At a Glance Contract Report for 101338/0089 - September 2019

| | | | |
|----------------------|--------------------------------|---------------------------------------------|-------------|
| Name or company name | Whitecross Dental Care Limited | 19/20 Contracted general activity (UDA) | 0 |
| Contract type name | PDS Contract | Carry forward general activity (UDA) | 0 |
| Purpose of contract | Orthodontic | 19/20 Contracted orthodontic activity (UOA) | 8,569 |
| Contract start date | 01/06/2009 | Carry forward orthodontic activity (UOA) | 68 |
| Contract end date | 30/09/2020 | Baseline contract value | £563,108.42 |

| ACCESS | Contract | England and Wales |
|----------------------------------------------|----------|-------------------|
| 24 month ratio of assessments to patient IDs | 1.02 | 1.07 |

| ACTIVITY | Contract |
|-------------------------------------------------------------------------------------------|----------|
| Contract assess and fit appliances (case starts) as a percentage of Area Team case starts | 5.7 % |

Cumulative percentage of contracted UOA delivered 2019 & 2020



| Month | Adjusted Scheduled Activity (UOA) | | |
|-----------|-----------------------------------|-------|-------|
| | 2018 | 2019 | 2020 |
| April | 494 | 337 | 211 |
| May | 1,249 | 1,229 | 772 |
| June | 1,865 | 1,620 | 1,303 |
| July | 3,027 | 2,111 | 1,815 |
| August | 3,359 | 2,600 | 2,075 |
| September | 4,205 | 3,073 | 2,536 |
| October | 5,117 | 4,457 | |
| November | 5,778 | 5,273 | |
| December | 6,482 | 6,076 | |
| January | 6,992 | 6,875 | |
| February | 7,773 | 7,604 | |
| March | 8,552 | 8,136 | |
| April | 8,616 | 8,501 | |
| May | 8,637 | 8,501 | |
| June | 8,637 | 8,501 | |

QUANTITY METRICS (rolling 12 month period)

| | Contract Quantity | Contract Base Number | Contract * | Area Team | Region | England |
|----------------------------------------------------------------------------------|-------------------|----------------------|------------|-----------|--------|---------|
| % of all assessments that were assess and fit appliances (case starts) | 384 | 519 | 74.0% | 58.2% | 61.5% | 57.9% |
| % of all assessments that were assess and refuse | 80 | 519 | 15.4% | 13.3% | 11.3% | 12.4% |
| % of all assessments that were assess and review | 55 | 519 | 10.6% | 28.5% | 27.3% | 29.7% |
| % of case starts with a reported IOTN of 3 and Aesthetic Component of 5 or below | 0 | 384 | N/A | 0.0% | 0.1% | 0.1% |
| % of case starts with a reported IOTN of 3 and Aesthetic Component of 6 or above | 4 | 384 | 1.0% | 0.9% | 3.5% | 4.0% |
| % of case starts with a reported IOTN of 4 | 295 | 384 | 76.8% | 77.7% | 79.4% | 78.0% |
| % of case starts with a reported IOTN of 5 | 80 | 384 | 20.8% | 20.8% | 16.4% | 16.6 % |
| % of concluded courses in receipt of dual-arch fixed appliances | 325 | 361 | 90.0% | 82.5% | 76.1% | 74.0% |
| % of concluded courses where treatment was abandoned or discontinued | 22 | 361 | 6.1% | 9.8% | 8.6% | 8.5% |
| % of patients satisfied with the treatment they have received | 1 | 1 | 100.0% | 100.0% | 95.2% | 95.5% |

* Figures in italics indicate that the base number is less than 100.

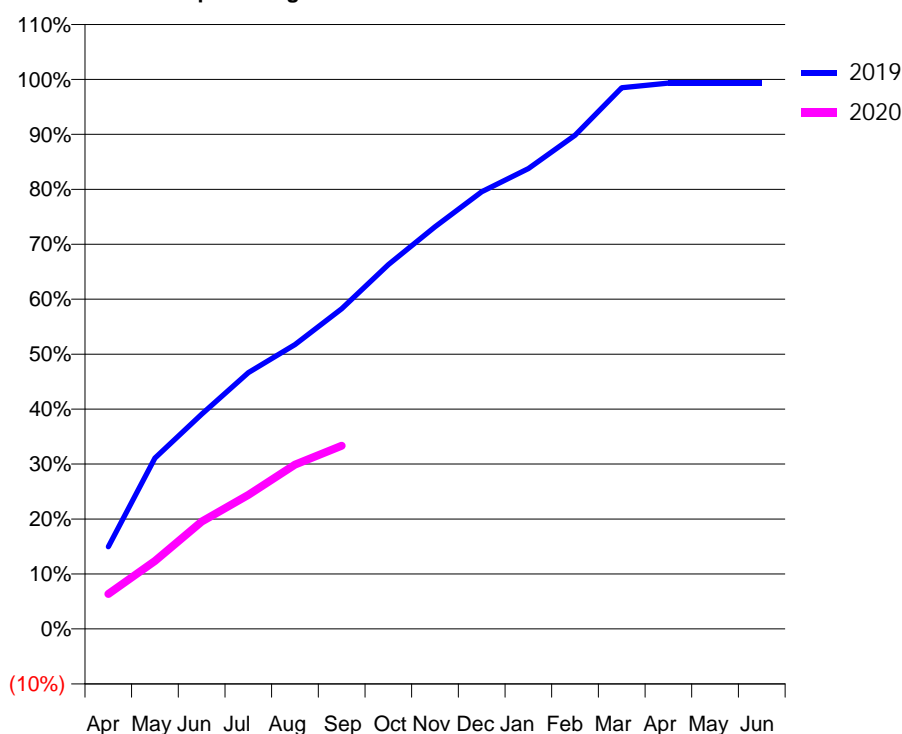
Q52 - Vital Signs Orthodontic At a Glance Contract Report for 101338/0150 - September 2019

| | | | |
|----------------------|--------------------------------|---------------------------------------------|-------------|
| Name or company name | Whitecross Dental Care Limited | 19/20 Contracted general activity (UDA) | 0 |
| Contract type name | PDS Contract | Carry forward general activity (UDA) | 0 |
| Purpose of contract | Orthodontic | 19/20 Contracted orthodontic activity (UOA) | 5,657 |
| Contract start date | 01/04/2014 | Carry forward orthodontic activity (UOA) | 39 |
| Contract end date | 30/09/2020 | Baseline contract value | £358,183.39 |

| ACCESS | Contract | England and Wales |
|----------------------------------------------|----------|-------------------|
| 24 month ratio of assessments to patient IDs | 1.02 | 1.07 |

| ACTIVITY | Contract |
|-------------------------------------------------------------------------------------------|----------|
| Contract assess and fit appliances (case starts) as a percentage of Area Team case starts | 3.0 % |

Cumulative percentage of contracted UOA delivered 2019 & 2020



| Month | Adjusted Scheduled Activity (UOA) | | |
|-----------|-----------------------------------|-------|-------|
| | 2018 | 2019 | 2020 |
| April | 627 | 846 | 361 |
| May | 906 | 1,759 | 700 |
| June | 1,458 | 2,209 | 1,105 |
| July | 1,873 | 2,639 | 1,380 |
| August | 2,163 | 2,926 | 1,691 |
| September | 2,574 | 3,296 | 1,885 |
| October | 3,094 | 3,751 | |
| November | 3,694 | 4,139 | |
| December | 4,351 | 4,500 | |
| January | 4,871 | 4,739 | |
| February | 5,429 | 5,082 | |
| March | 5,616 | 5,570 | |
| April | 5,661 | 5,618 | |
| May | 5,661 | 5,618 | |
| June | 5,682 | 5,618 | |

QUANTITY METRICS (rolling 12 month period)

| | Contract Quantity | Contract Base Number | Contract * | Area Team | Region | England |
|----------------------------------------------------------------------------------|-------------------|----------------------|------------|-----------|--------|---------|
| % of all assessments that were assess and fit appliances (case starts) | 200 | 278 | 71.9% | 58.2% | 61.5% | 57.9% |
| % of all assessments that were assess and refuse | 43 | 278 | 15.5% | 13.3% | 11.3% | 12.4% |
| % of all assessments that were assess and review | 35 | 278 | 12.6% | 28.5% | 27.3% | 29.7% |
| % of case starts with a reported IOTN of 3 and Aesthetic Component of 5 or below | 0 | 200 | N/A | 0.0% | 0.1% | 0.1% |
| % of case starts with a reported IOTN of 3 and Aesthetic Component of 6 or above | 2 | 200 | 1.0% | 0.9% | 3.5% | 4.0% |
| % of case starts with a reported IOTN of 4 | 171 | 200 | 85.5% | 77.7% | 79.4% | 78.0% |
| % of case starts with a reported IOTN of 5 | 27 | 200 | 13.5% | 20.8% | 16.4% | 16.6% |
| % of concluded courses in receipt of dual-arch fixed appliances | 250 | 265 | 94.3% | 82.5% | 76.1% | 74.0% |
| % of concluded courses where treatment was abandoned or discontinued | 12 | 265 | 4.5% | 9.8% | 8.6% | 8.5% |
| % of patients satisfied with the treatment they have received | 0 | 0 | N/A | 100.0% | 95.2% | 95.5% |

* Figures in italics indicate that the base number is less than 100.

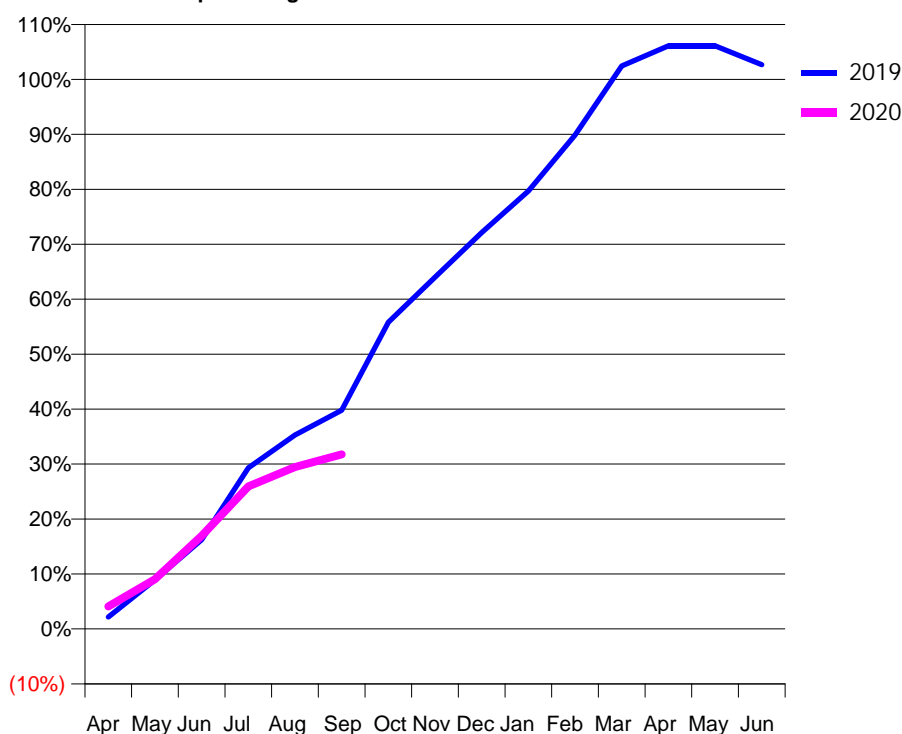
Q52 - Vital Signs Orthodontic At a Glance Contract Report for 132853/0001 - September 2019

| | | | |
|----------------------|-----------------------------|---------------------------------------------|-------------|
| Name or company name | Regent Orthodontics Limited | 19/20 Contracted general activity (UDA) | 0 |
| Contract type name | PDS Contract | Carry forward general activity (UDA) | 0 |
| Purpose of contract | Orthodontic | 19/20 Contracted orthodontic activity (UOA) | 12,171 |
| Contract start date | 01/06/2011 | Carry forward orthodontic activity (UOA) | -243 |
| Contract end date | 30/06/2020 | Baseline contract value | £723,092.28 |

| ACCESS | Contract | England and Wales |
|----------------------------------------------|----------|-------------------|
| 24 month ratio of assessments to patient IDs | 1.02 | 1.07 |

| ACTIVITY | Contract |
|-------------------------------------------------------------------------------------------|----------|
| Contract assess and fit appliances (case starts) as a percentage of Area Team case starts | 8.2 % |

Cumulative percentage of contracted UOA delivered 2019 & 2020



| Month | Adjusted Scheduled Activity (UOA) | | |
|-----------|-----------------------------------|--------|-------|
| | 2018 | 2019 | 2020 |
| April | 272 | 264 | 497 |
| May | 659 | 1,087 | 1,101 |
| June | 2,150 | 1,976 | 2,059 |
| July | 3,929 | 3,567 | 3,157 |
| August | 4,539 | 4,292 | 3,585 |
| September | 5,198 | 4,846 | 3,864 |
| October | 5,779 | 6,792 | |
| November | 7,138 | 7,790 | |
| December | 7,967 | 8,779 | |
| January | 8,563 | 9,702 | |
| February | 10,274 | 10,936 | |
| March | 11,676 | 12,468 | |
| April | 12,287 | 12,914 | |
| May | 12,851 | 12,914 | |
| June | 12,852 | 12,494 | |

QUANTITY METRICS (rolling 12 month period)

| | Contract Quantity | Contract Base Number | Contract * | Area Team | Region | England |
|----------------------------------------------------------------------------------|-------------------|----------------------|------------|-----------|--------|---------|
| % of all assessments that were assess and fit appliances (case starts) | 551 | 793 | 69.5% | 58.2% | 61.5% | 57.9% |
| % of all assessments that were assess and refuse | 121 | 793 | 15.3% | 13.3% | 11.3% | 12.4% |
| % of all assessments that were assess and review | 121 | 793 | 15.3% | 28.5% | 27.3% | 29.7% |
| % of case starts with a reported IOTN of 3 and Aesthetic Component of 5 or below | 0 | 551 | N/A | 0.0% | 0.1% | 0.1% |
| % of case starts with a reported IOTN of 3 and Aesthetic Component of 6 or above | 6 | 551 | 1.1% | 0.9% | 3.5% | 4.0% |
| % of case starts with a reported IOTN of 4 | 399 | 551 | 72.4% | 77.7% | 79.4% | 78.0% |
| % of case starts with a reported IOTN of 5 | 144 | 551 | 26.1% | 20.8% | 16.4% | 16.6 % |
| % of concluded courses in receipt of dual-arch fixed appliances | 498 | 618 | 80.6% | 82.5% | 76.1% | 74.0% |
| % of concluded courses where treatment was abandoned or discontinued | 95 | 618 | 15.4% | 9.8% | 8.6% | 8.5% |
| % of patients satisfied with the treatment they have received | 2 | 2 | 100.0% | 100.0% | 95.2% | 95.5% |

* Figures in italics indicate that the base number is less than 100.

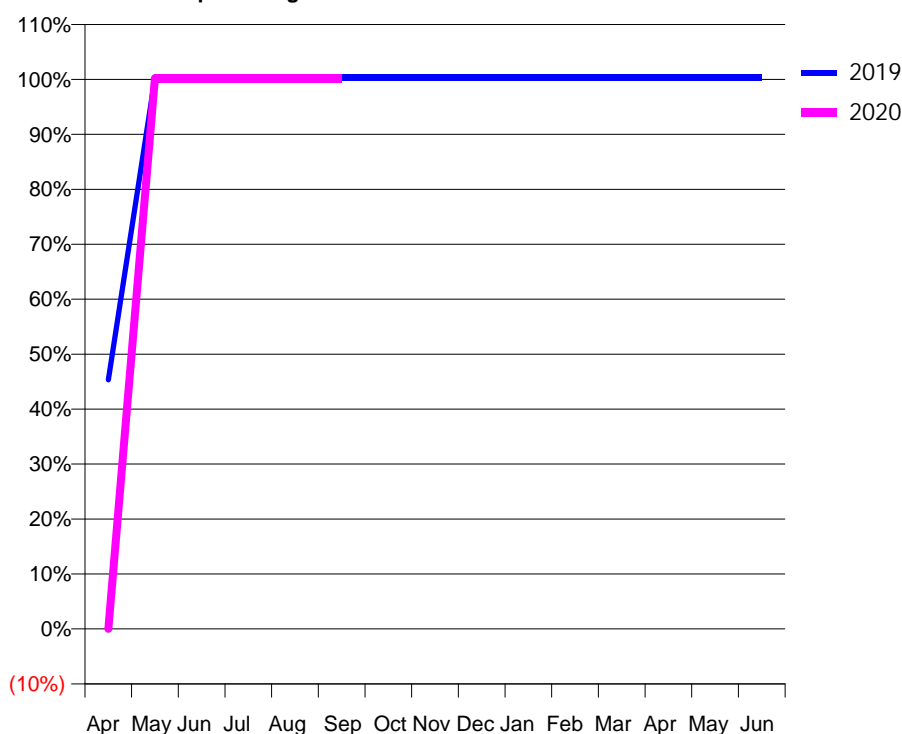
Q52 - Vital Signs Orthodontic At a Glance Contract Report for 143170/0001 - September 2019

| | | | |
|----------------------|----------------------------|---------------------------------------------|-------------|
| Name or company name | Joe Kelly & Associates Ltd | 19/20 Contracted general activity (UDA) | 13,120 |
| Contract type name | GDS Contract | Carry forward general activity (UDA) | -215 |
| Purpose of contract | General and Orthodontic | 19/20 Contracted orthodontic activity (UOA) | 880 |
| Contract start date | 01/11/2011 | Carry forward orthodontic activity (UOA) | 0 |
| Contract end date | | Baseline contract value | £480,387.88 |

| ACCESS | Contract | England and Wales |
|----------------------------------------------|----------|-------------------|
| 24 month ratio of assessments to patient IDs | 1.00 | 1.07 |

| ACTIVITY | Contract |
|-------------------------------------------------------------------------------------------|----------|
| Contract assess and fit appliances (case starts) as a percentage of Area Team case starts | 0.6 % |

Cumulative percentage of contracted UOA delivered 2019 & 2020



| Month | Adjusted Scheduled Activity (UOA) | | |
|-----------|-----------------------------------|------|------|
| | 2018 | 2019 | 2020 |
| April | 10 | 399 | 0 |
| May | 873 | 882 | 882 |
| June | 873 | 882 | 882 |
| July | 874 | 882 | 882 |
| August | 875 | 882 | 882 |
| September | 877 | 883 | 882 |
| October | 877 | 883 | |
| November | 879 | 883 | |
| December | 880 | 883 | |
| January | 880 | 883 | |
| February | 880 | 883 | |
| March | 880 | 883 | |
| April | 880 | 883 | |
| May | 880 | 883 | |
| June | 880 | 883 | |

QUANTITY METRICS (rolling 12 month period)

| | Contract Quantity | Contract Base Number | Contract * | Area Team | Region | England |
|----------------------------------------------------------------------------------|-------------------|----------------------|------------|-----------|--------|---------|
| % of all assessments that were assess and fit appliances (case starts) | 42 | 45 | 93.3% | 58.2% | 61.5% | 57.9% |
| % of all assessments that were assess and refuse | 3 | 45 | 6.7% | 13.3% | 11.3% | 12.4% |
| % of all assessments that were assess and review | 0 | 45 | 0.0% | 28.5% | 27.3% | 29.7% |
| % of case starts with a reported IOTN of 3 and Aesthetic Component of 5 or below | 0 | 42 | N/A | 0.0% | 0.1% | 0.1% |
| % of case starts with a reported IOTN of 3 and Aesthetic Component of 6 or above | 0 | 42 | N/A | 0.9% | 3.5% | 4.0% |
| % of case starts with a reported IOTN of 4 | 40 | 42 | 95.2% | 77.7% | 79.4% | 78.0% |
| % of case starts with a reported IOTN of 5 | 2 | 42 | 4.8% | 20.8% | 16.4% | 16.6 % |
| % of concluded courses in receipt of dual-arch fixed appliances | 22 | 27 | 81.5% | 82.5% | 76.1% | 74.0% |
| % of concluded courses where treatment was abandoned or discontinued | 3 | 27 | 11.1% | 9.8% | 8.6% | 8.5% |
| % of patients satisfied with the treatment they have received | 0 | 0 | N/A | 100.0% | 95.2% | 95.5% |

* Figures in italics indicate that the base number is less than 100.

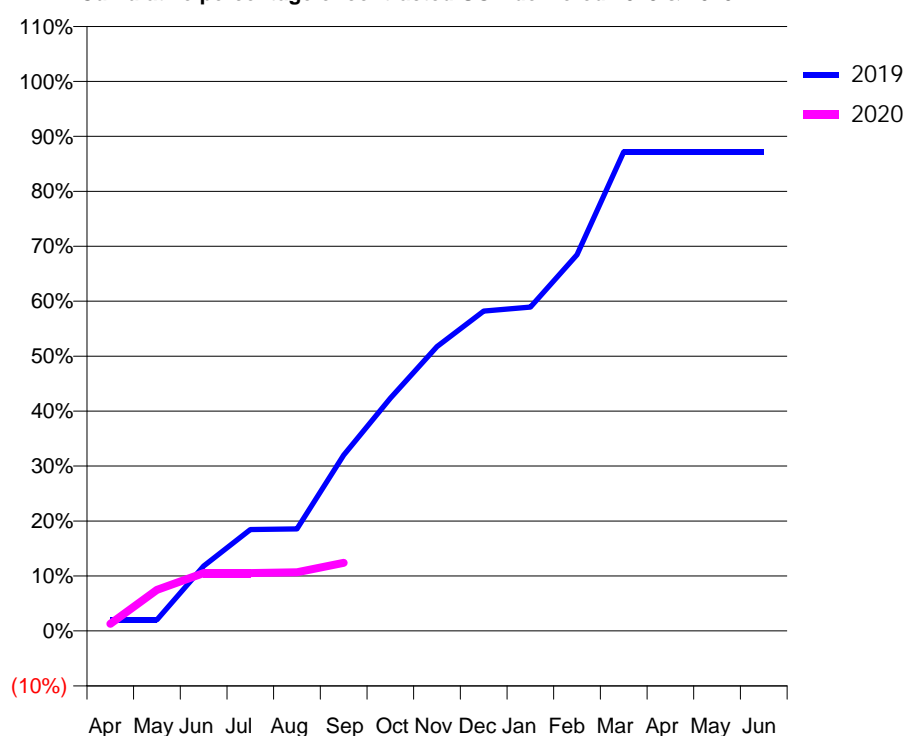
Q52 - Vital Signs Orthodontic At a Glance Contract Report for 143839/0001 - September 2019

| | | | |
|----------------------|-----------------------------------|---------------------------------------------|-------------|
| Name or company name | Belle Isle Family Dental Practice | 19/20 Contracted general activity (UDA) | 14,200 |
| Contract type name | GDS Contract | Carry forward general activity (UDA) | -284 |
| Purpose of contract | General and Orthodontic | 19/20 Contracted orthodontic activity (UOA) | 694 |
| Contract start date | 01/12/2014 | Carry forward orthodontic activity (UOA) | 0 |
| Contract end date | | Baseline contract value | £445,537.46 |

| ACCESS | Contract | England and Wales |
|----------------------------------------------|----------|-------------------|
| 24 month ratio of assessments to patient IDs | 1.15 | 1.07 |

| ACTIVITY | Contract |
|-------------------------------------------------------------------------------------------|----------|
| Contract assess and fit appliances (case starts) as a percentage of Area Team case starts | 0.3 % |

Cumulative percentage of contracted UOA delivered 2019 & 2020



| Month | Adjusted Scheduled Activity (UOA) | | |
|-----------|-----------------------------------|------|------|
| | 2018 | 2019 | 2020 |
| April | 23 | 14 | 9 |
| May | 107 | 14 | 52 |
| June | 154 | 82 | 73 |
| July | 265 | 128 | 73 |
| August | 286 | 129 | 74 |
| September | 288 | 222 | 86 |
| October | 373 | 294 | |
| November | 375 | 359 | |
| December | 375 | 404 | |
| January | 444 | 409 | |
| February | 487 | 475 | |
| March | 571 | 605 | |
| April | 676 | 605 | |
| May | 697 | 605 | |
| June | 720 | 605 | |

QUANTITY METRICS (rolling 12 month period)

| | Contract Quantity | Contract Base Number | Contract * | Area Team | Region | England |
|----------------------------------------------------------------------------------|-------------------|----------------------|------------|-----------|--------|---------|
| % of all assessments that were assess and fit appliances (case starts) | 22 | 69 | 31.9% | 58.2% | 61.5% | 57.9% |
| % of all assessments that were assess and refuse | 25 | 69 | 36.2% | 13.3% | 11.3% | 12.4% |
| % of all assessments that were assess and review | 22 | 69 | 31.9% | 28.5% | 27.3% | 29.7% |
| % of case starts with a reported IOTN of 3 and Aesthetic Component of 5 or below | 0 | 22 | <i>N/A</i> | 0.0% | 0.1% | 0.1% |
| % of case starts with a reported IOTN of 3 and Aesthetic Component of 6 or above | 4 | 22 | 18.2% | 0.9% | 3.5% | 4.0% |
| % of case starts with a reported IOTN of 4 | 18 | 22 | 81.8% | 77.7% | 79.4% | 78.0% |
| % of case starts with a reported IOTN of 5 | 0 | 22 | <i>N/A</i> | 20.8% | 16.4% | 16.6% |
| % of concluded courses in receipt of dual-arch fixed appliances | 5 | 35 | 14.3% | 82.5% | 76.1% | 74.0% |
| % of concluded courses where treatment was abandoned or discontinued | 3 | 35 | 8.6% | 9.8% | 8.6% | 8.5% |
| % of patients satisfied with the treatment they have received | 0 | 0 | <i>N/A</i> | 100.0% | 95.2% | 95.5% |

* Figures in italics indicate that the base number is less than 100.

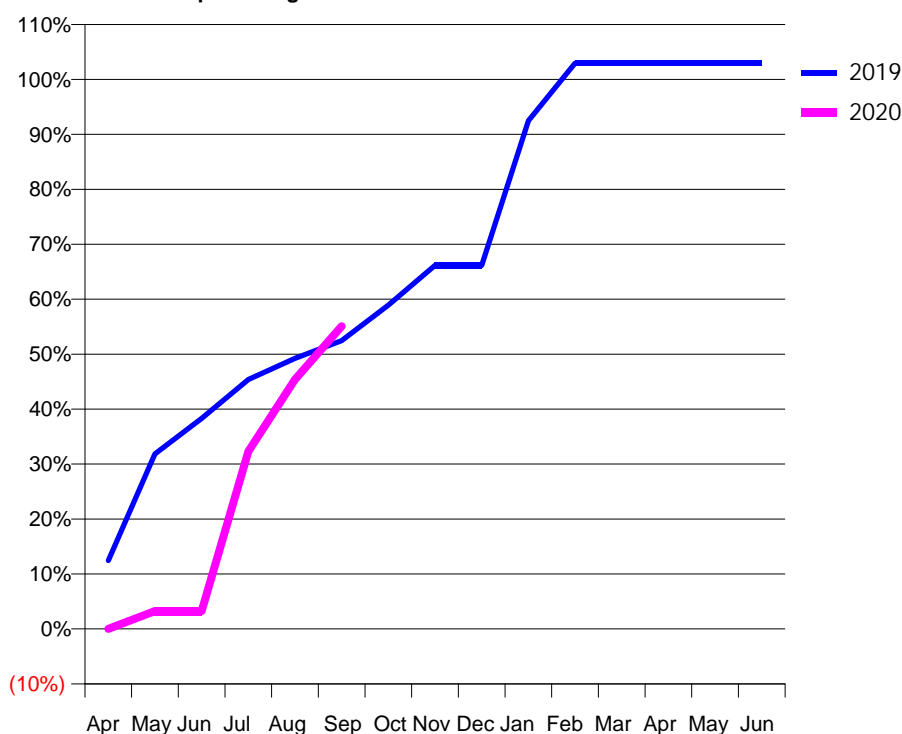
Q52 - Vital Signs Orthodontic At a Glance Contract Report for 151211/0001 - September 2019

| | | | |
|----------------------|-----------------------------------------|---------------------------------------------|-------------|
| Name or company name | Milne, Spencer & Harris Dental Surgeons | 19/20 Contracted general activity (UDA) | 22,000 |
| Contract type name | GDS Contract | Carry forward general activity (UDA) | 179 |
| Purpose of contract | General and Orthodontic | 19/20 Contracted orthodontic activity (UOA) | 650 |
| Contract start date | 01/04/2010 | Carry forward orthodontic activity (UOA) | 0 |
| Contract end date | | Baseline contract value | £779,795.70 |

| ACCESS | Contract | England and Wales |
|----------------------------------------------|----------|-------------------|
| 24 month ratio of assessments to patient IDs | 1.00 | 1.07 |

| ACTIVITY | Contract |
|-------------------------------------------------------------------------------------------|----------|
| Contract assess and fit appliances (case starts) as a percentage of Area Team case starts | 0.5 % |

Cumulative percentage of contracted UOA delivered 2019 & 2020



| Month | Adjusted Scheduled Activity (UOA) | | |
|-----------|-----------------------------------|------|------|
| | 2018 | 2019 | 2020 |
| April | 6 | 81 | 0 |
| May | 94 | 207 | 21 |
| June | 200 | 249 | 21 |
| July | 351 | 295 | 210 |
| August | 415 | 320 | 295 |
| September | 500 | 341 | 358 |
| October | 563 | 383 | |
| November | 649 | 430 | |
| December | 649 | 430 | |
| January | 650 | 601 | |
| February | 671 | 669 | |
| March | 672 | 669 | |
| April | 672 | 669 | |
| May | 672 | 669 | |
| June | 672 | 669 | |

QUANTITY METRICS (rolling 12 month period)

| | Contract Quantity | Contract Base Number | Contract * | Area Team | Region | England |
|----------------------------------------------------------------------------------|-------------------|----------------------|------------|-----------|--------|---------|
| % of all assessments that were assess and fit appliances (case starts) | 34 | 38 | 89.5% | 58.2% | 61.5% | 57.9% |
| % of all assessments that were assess and refuse | 4 | 38 | 10.5% | 13.3% | 11.3% | 12.4% |
| % of all assessments that were assess and review | 0 | 38 | 0.0% | 28.5% | 27.3% | 29.7% |
| % of case starts with a reported IOTN of 3 and Aesthetic Component of 5 or below | 0 | 34 | N/A | 0.0% | 0.1% | 0.1% |
| % of case starts with a reported IOTN of 3 and Aesthetic Component of 6 or above | 1 | 34 | 2.9% | 0.9% | 3.5% | 4.0% |
| % of case starts with a reported IOTN of 4 | 30 | 34 | 88.2% | 77.7% | 79.4% | 78.0% |
| % of case starts with a reported IOTN of 5 | 3 | 34 | 8.8% | 20.8% | 16.4% | 16.6% |
| % of concluded courses in receipt of dual-arch fixed appliances | 4 | 11 | 36.4% | 82.5% | 76.1% | 74.0% |
| % of concluded courses where treatment was abandoned or discontinued | 4 | 11 | 36.4% | 9.8% | 8.6% | 8.5% |
| % of patients satisfied with the treatment they have received | 0 | 0 | N/A | 100.0% | 95.2% | 95.5% |

* Figures in italics indicate that the base number is less than 100.

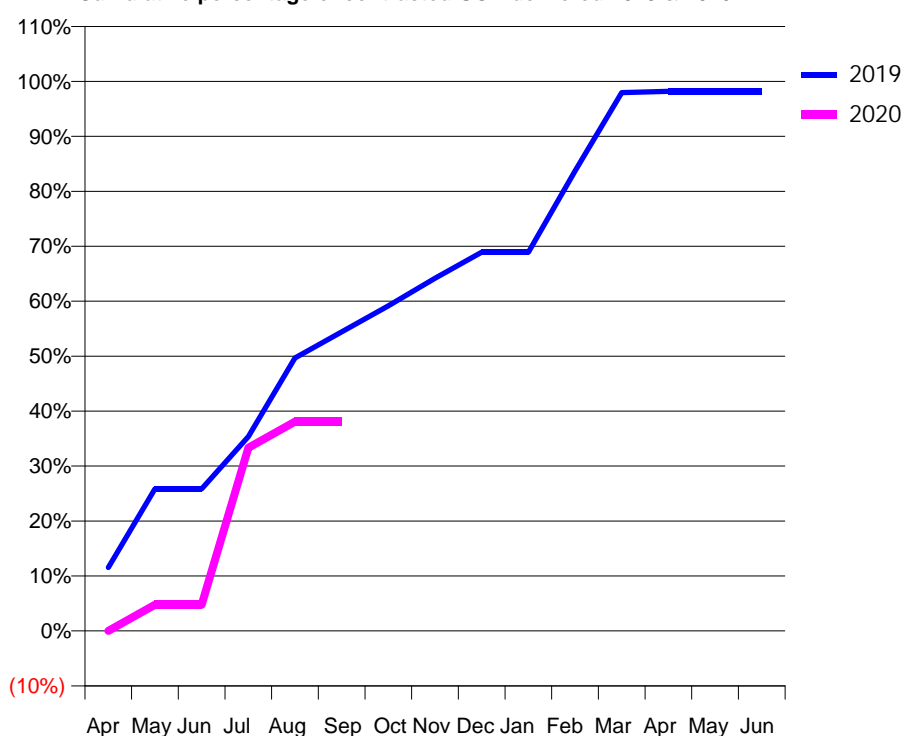
Q52 - Vital Signs Orthodontic At a Glance Contract Report for 151211/0002 - September 2019

| | | | |
|----------------------|-----------------------------------------|---------------------------------------------|-------------|
| Name or company name | Milne, Spencer & Harris Dental Surgeons | 19/20 Contracted general activity (UDA) | 11,795 |
| Contract type name | GDS Contract | Carry forward general activity (UDA) | -16 |
| Purpose of contract | General and Orthodontic | 19/20 Contracted orthodontic activity (UOA) | 441 |
| Contract start date | 01/04/2010 | Carry forward orthodontic activity (UOA) | 0 |
| Contract end date | | Baseline contract value | £414,296.85 |

| ACCESS | Contract | England and Wales |
|----------------------------------------------|----------|-------------------|
| 24 month ratio of assessments to patient IDs | 1.04 | 1.07 |

| ACTIVITY | Contract |
|-------------------------------------------------------------------------------------------|----------|
| Contract assess and fit appliances (case starts) as a percentage of Area Team case starts | 0.3 % |

Cumulative percentage of contracted UOA delivered 2019 & 2020



| Month | Adjusted Scheduled Activity (UOA) | | |
|-----------|-----------------------------------|------|------|
| | 2018 | 2019 | 2020 |
| April | 31 | 51 | 0 |
| May | 31 | 114 | 21 |
| June | 31 | 114 | 21 |
| July | 75 | 156 | 147 |
| August | 118 | 219 | 168 |
| September | 141 | 240 | 168 |
| October | 141 | 261 | |
| November | 163 | 283 | |
| December | 269 | 304 | |
| January | 421 | 304 | |
| February | 443 | 369 | |
| March | 465 | 432 | |
| April | 465 | 433 | |
| May | 465 | 433 | |
| June | 465 | 433 | |

QUANTITY METRICS (rolling 12 month period)

| | Contract Quantity | Contract Base Number | Contract * | Area Team | Region | England |
|----------------------------------------------------------------------------------|-------------------|----------------------|------------|-----------|--------|---------|
| % of all assessments that were assess and fit appliances (case starts) | 17 | 19 | 89.5% | 58.2% | 61.5% | 57.9% |
| % of all assessments that were assess and refuse | 0 | 19 | 0.0% | 13.3% | 11.3% | 12.4% |
| % of all assessments that were assess and review | 2 | 19 | 10.5% | 28.5% | 27.3% | 29.7% |
| % of case starts with a reported IOTN of 3 and Aesthetic Component of 5 or below | 0 | 17 | N/A | 0.0% | 0.1% | 0.1% |
| % of case starts with a reported IOTN of 3 and Aesthetic Component of 6 or above | 0 | 17 | N/A | 0.9% | 3.5% | 4.0% |
| % of case starts with a reported IOTN of 4 | 16 | 17 | 94.1% | 77.7% | 79.4% | 78.0% |
| % of case starts with a reported IOTN of 5 | 1 | 17 | 5.9% | 20.8% | 16.4% | 16.6% |
| % of concluded courses in receipt of dual-arch fixed appliances | 2 | 4 | 50.0% | 82.5% | 76.1% | 74.0% |
| % of concluded courses where treatment was abandoned or discontinued | 0 | 4 | 0.0% | 9.8% | 8.6% | 8.5% |
| % of patients satisfied with the treatment they have received | 0 | 0 | N/A | 100.0% | 95.2% | 95.5% |

* Figures in italics indicate that the base number is less than 100.

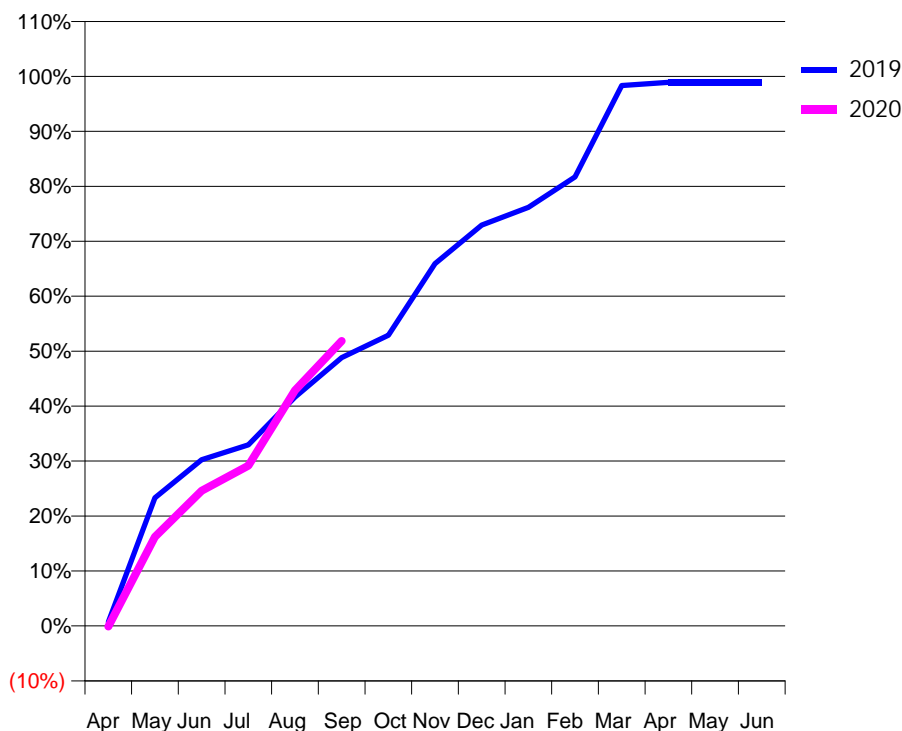
Q52 - Vital Signs Orthodontic At a Glance Contract Report for 162965/0002 - September 2019

| | | | |
|----------------------|----------------------------------|---------------------------------------------|-------------|
| Name or company name | Clarendon Dental Spa (Leeds) Ltd | 19/20 Contracted general activity (UDA) | 0 |
| Contract type name | PDS Contract | Carry forward general activity (UDA) | 0 |
| Purpose of contract | Orthodontic | 19/20 Contracted orthodontic activity (UOA) | 4,315 |
| Contract start date | 01/10/2010 | Carry forward orthodontic activity (UOA) | 47 |
| Contract end date | 30/09/2020 | Baseline contract value | £279,293.42 |

| ACCESS | Contract | England and Wales |
|----------------------------------------------|----------|-------------------|
| 24 month ratio of assessments to patient IDs | 1.04 | 1.07 |

| ACTIVITY | Contract |
|-------------------------------------------------------------------------------------------|----------|
| Contract assess and fit appliances (case starts) as a percentage of Area Team case starts | 3.1 % |

Cumulative percentage of contracted UOA delivered 2019 & 2020



| Month | Adjusted Scheduled Activity (UOA) | | |
|-----------|-----------------------------------|-------|-------|
| | 2018 | 2019 | 2020 |
| April | 30 | 31 | -5 |
| May | 417 | 1,006 | 700 |
| June | 638 | 1,305 | 1,061 |
| July | 983 | 1,423 | 1,259 |
| August | 1,245 | 1,796 | 1,850 |
| September | 1,439 | 2,107 | 2,237 |
| October | 1,959 | 2,282 | |
| November | 2,323 | 2,845 | |
| December | 2,584 | 3,147 | |
| January | 2,890 | 3,286 | |
| February | 3,510 | 3,525 | |
| March | 4,281 | 4,243 | |
| April | 4,281 | 4,268 | |
| May | 4,282 | 4,268 | |
| June | 4,282 | 4,268 | |

QUANTITY METRICS (rolling 12 month period)

| | Contract Quantity | Contract Base Number | Contract * | Area Team | Region | England |
|----------------------------------------------------------------------------------|-------------------|----------------------|------------|-----------|--------|---------|
| % of all assessments that were assess and fit appliances (case starts) | 207 | 373 | 55.5% | 58.2% | 61.5% | 57.9% |
| % of all assessments that were assess and refuse | 93 | 373 | 24.9% | 13.3% | 11.3% | 12.4% |
| % of all assessments that were assess and review | 73 | 373 | 19.6% | 28.5% | 27.3% | 29.7% |
| % of case starts with a reported IOTN of 3 and Aesthetic Component of 5 or below | 0 | 207 | N/A | 0.0% | 0.1% | 0.1% |
| % of case starts with a reported IOTN of 3 and Aesthetic Component of 6 or above | 3 | 207 | 1.4% | 0.9% | 3.5% | 4.0% |
| % of case starts with a reported IOTN of 4 | 177 | 207 | 85.5% | 77.7% | 79.4% | 78.0% |
| % of case starts with a reported IOTN of 5 | 26 | 207 | 12.6% | 20.8% | 16.4% | 16.6% |
| % of concluded courses in receipt of dual-arch fixed appliances | 118 | 215 | 54.9% | 82.5% | 76.1% | 74.0% |
| % of concluded courses where treatment was abandoned or discontinued | 26 | 215 | 12.1% | 9.8% | 8.6% | 8.5% |
| % of patients satisfied with the treatment they have received | 0 | 0 | N/A | 100.0% | 95.2% | 95.5% |

* Figures in italics indicate that the base number is less than 100.

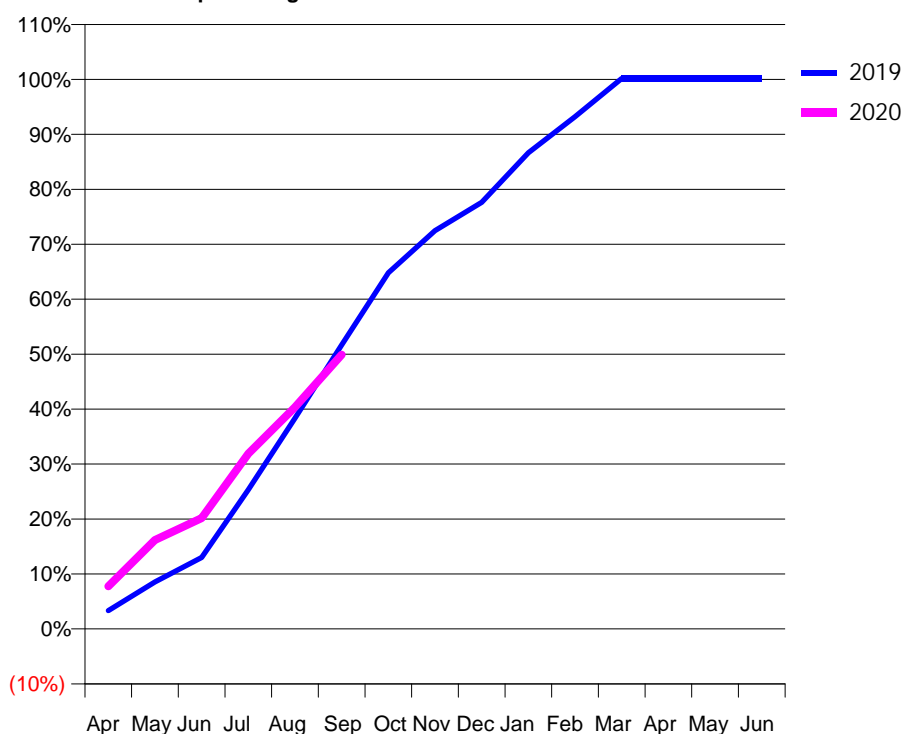
Q52 - Vital Signs Orthodontic At a Glance Contract Report for 183652/0002 - September 2019

| | | | |
|----------------------|-------------------|---------------------------------------------|---------------|
| Name or company name | Haricover Limited | 19/20 Contracted general activity (UDA) | 0 |
| Contract type name | PDS Contract | Carry forward general activity (UDA) | 0 |
| Purpose of contract | Orthodontic | 19/20 Contracted orthodontic activity (UOA) | 19,657 |
| Contract start date | 01/05/2015 | Carry forward orthodontic activity (UOA) | -34 |
| Contract end date | 31/08/2020 | Baseline contract value | £1,264,269.83 |

| ACCESS | Contract | England and Wales |
|----------------------------------------------|----------|-------------------|
| 24 month ratio of assessments to patient IDs | 1.00 | 1.07 |

| ACTIVITY | Contract |
|-------------------------------------------------------------------------------------------|----------|
| Contract assess and fit appliances (case starts) as a percentage of Area Team case starts | 13.9 % |

Cumulative percentage of contracted UOA delivered 2019 & 2020



| Month | Adjusted Scheduled Activity (UOA) | | |
|-----------|-----------------------------------|--------|-------|
| | 2018 | 2019 | 2020 |
| April | 127 | 654 | 1,529 |
| May | 1,755 | 1,681 | 3,179 |
| June | 3,553 | 2,559 | 3,966 |
| July | 5,603 | 4,981 | 6,268 |
| August | 7,024 | 7,539 | 7,929 |
| September | 8,814 | 10,158 | 9,811 |
| October | 9,593 | 12,738 | |
| November | 10,882 | 14,246 | |
| December | 12,759 | 15,259 | |
| January | 13,602 | 17,030 | |
| February | 15,653 | 18,318 | |
| March | 19,224 | 19,687 | |
| April | 19,674 | 19,691 | |
| May | 19,737 | 19,691 | |
| June | 19,737 | 19,691 | |

QUANTITY METRICS (rolling 12 month period)

| | Contract Quantity | Contract Base Number | Contract * | Area Team | Region | England |
|----------------------------------------------------------------------------------|-------------------|----------------------|------------|-----------|--------|---------|
| % of all assessments that were assess and fit appliances (case starts) | 929 | 978 | 95.0% | 58.2% | 61.5% | 57.9% |
| % of all assessments that were assess and refuse | 36 | 978 | 3.7% | 13.3% | 11.3% | 12.4% |
| % of all assessments that were assess and review | 13 | 978 | 1.3% | 28.5% | 27.3% | 29.7% |
| % of case starts with a reported IOTN of 3 and Aesthetic Component of 5 or below | 0 | 929 | N/A | 0.0% | 0.1% | 0.1% |
| % of case starts with a reported IOTN of 3 and Aesthetic Component of 6 or above | 7 | 929 | 0.8% | 0.9% | 3.5% | 4.0% |
| % of case starts with a reported IOTN of 4 | 698 | 929 | 75.1% | 77.7% | 79.4% | 78.0% |
| % of case starts with a reported IOTN of 5 | 223 | 929 | 24.0% | 20.8% | 16.4% | 16.6 % |
| % of concluded courses in receipt of dual-arch fixed appliances | 650 | 803 | 80.9% | 82.5% | 76.1% | 74.0% |
| % of concluded courses where treatment was abandoned or discontinued | 74 | 803 | 9.2% | 9.8% | 8.6% | 8.5% |
| % of patients satisfied with the treatment they have received | 3 | 3 | 100.0% | 100.0% | 95.2% | 95.5% |

* Figures in italics indicate that the base number is less than 100.

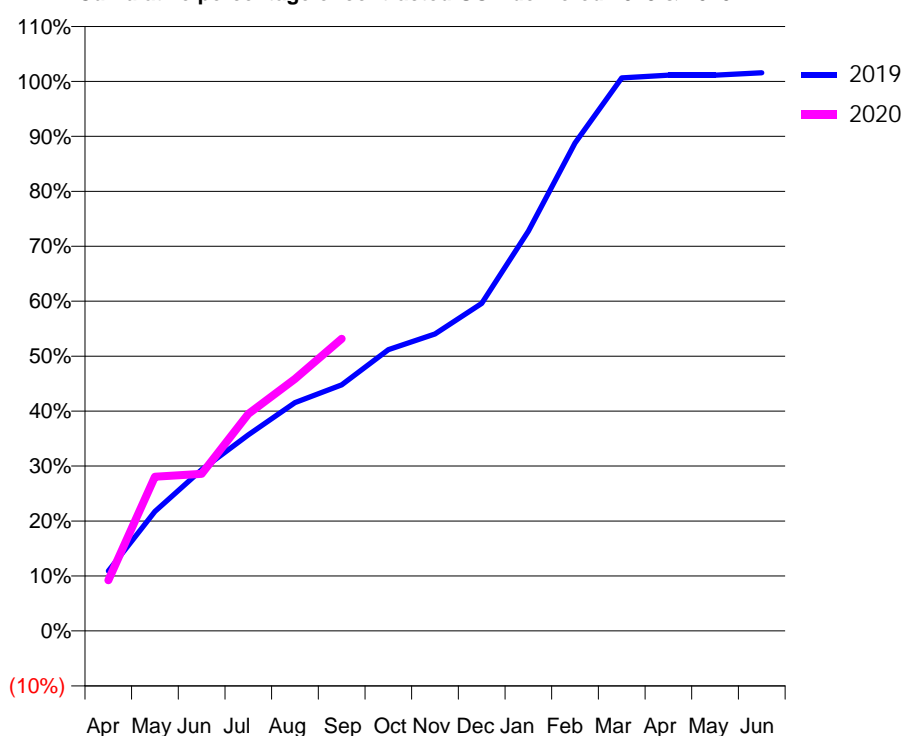
Q52 - Vital Signs Orthodontic At a Glance Contract Report for 188115/0001 - September 2019

| | | | |
|----------------------|------------------------------|---------------------------------------------|-------------|
| Name or company name | St Michaels Orthodontics Ltd | 19/20 Contracted general activity (UDA) | 0 |
| Contract type name | PDS Contract | Carry forward general activity (UDA) | 0 |
| Purpose of contract | Orthodontic | 19/20 Contracted orthodontic activity (UOA) | 4,709 |
| Contract start date | 01/07/2010 | Carry forward orthodontic activity (UOA) | -74 |
| Contract end date | 31/08/2020 | Baseline contract value | £302,870.17 |

| ACCESS | Contract | England and Wales |
|----------------------------------------------|----------|-------------------|
| 24 month ratio of assessments to patient IDs | 1.01 | 1.07 |

| ACTIVITY | Contract |
|-------------------------------------------------------------------------------------------|----------|
| Contract assess and fit appliances (case starts) as a percentage of Area Team case starts | 3.6 % |

Cumulative percentage of contracted UOA delivered 2019 & 2020



| Month | Adjusted Scheduled Activity (UOA) | | |
|-----------|-----------------------------------|-------|-------|
| | 2018 | 2019 | 2020 |
| April | 511 | 514 | 434 |
| May | 764 | 1,025 | 1,322 |
| June | 938 | 1,382 | 1,347 |
| July | 1,706 | 1,680 | 1,860 |
| August | 2,401 | 1,956 | 2,159 |
| September | 2,719 | 2,109 | 2,503 |
| October | 3,232 | 2,411 | |
| November | 3,654 | 2,544 | |
| December | 4,265 | 2,806 | |
| January | 4,518 | 3,427 | |
| February | 4,652 | 4,181 | |
| March | 4,695 | 4,738 | |
| April | 4,739 | 4,762 | |
| May | 4,739 | 4,762 | |
| June | 4,739 | 4,783 | |

QUANTITY METRICS (rolling 12 month period)

| | Contract Quantity | Contract Base Number | Contract * | Area Team | Region | England |
|----------------------------------------------------------------------------------|-------------------|----------------------|------------|-----------|--------|---------|
| % of all assessments that were assess and fit appliances (case starts) | 242 | 334 | 72.5% | 58.2% | 61.5% | 57.9% |
| % of all assessments that were assess and refuse | 65 | 334 | 19.5% | 13.3% | 11.3% | 12.4% |
| % of all assessments that were assess and review | 27 | 334 | 8.1% | 28.5% | 27.3% | 29.7% |
| % of case starts with a reported IOTN of 3 and Aesthetic Component of 5 or below | 0 | 242 | N/A | 0.0% | 0.1% | 0.1% |
| % of case starts with a reported IOTN of 3 and Aesthetic Component of 6 or above | 8 | 242 | 3.3% | 0.9% | 3.5% | 4.0% |
| % of case starts with a reported IOTN of 4 | 201 | 242 | 83.1% | 77.7% | 79.4% | 78.0% |
| % of case starts with a reported IOTN of 5 | 32 | 242 | 13.2% | 20.8% | 16.4% | 16.6 % |
| % of concluded courses in receipt of dual-arch fixed appliances | 203 | 229 | 88.6% | 82.5% | 76.1% | 74.0% |
| % of concluded courses where treatment was abandoned or discontinued | 14 | 229 | 6.1% | 9.8% | 8.6% | 8.5% |
| % of patients satisfied with the treatment they have received | 0 | 0 | N/A | 100.0% | 95.2% | 95.5% |

* Figures in italics indicate that the base number is less than 100.

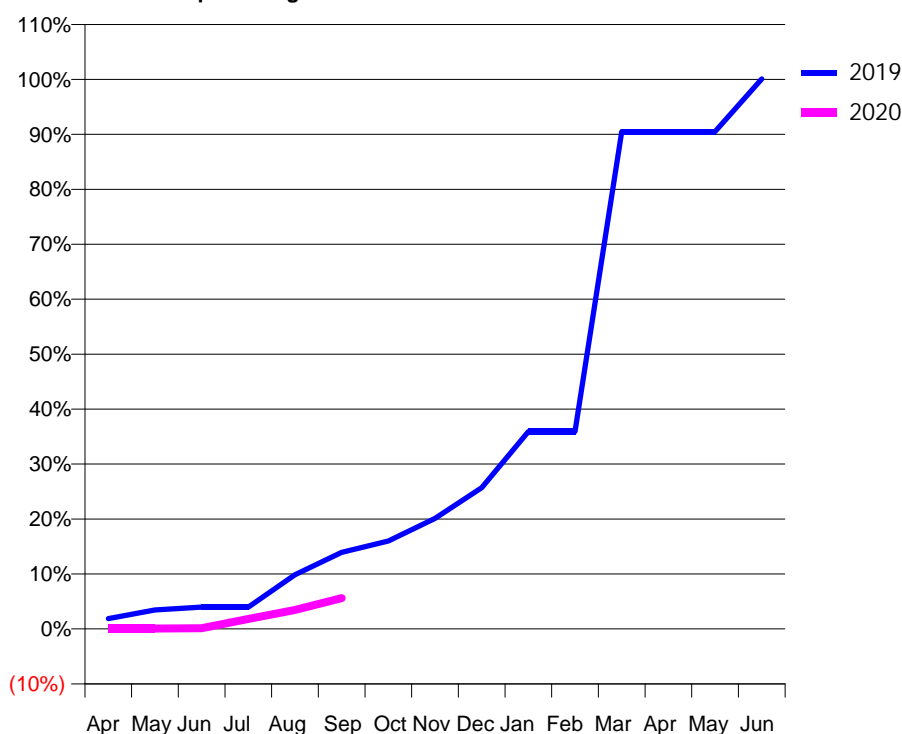
Q52 - Vital Signs Orthodontic At a Glance Contract Report for 189669/0001 - September 2019

| | | | |
|----------------------|--------------------|---------------------------------------------|-------------|
| Name or company name | NSS Properties Ltd | 19/20 Contracted general activity (UDA) | 0 |
| Contract type name | PDS Contract | Carry forward general activity (UDA) | 0 |
| Purpose of contract | Orthodontic | 19/20 Contracted orthodontic activity (UOA) | 4,189 |
| Contract start date | 01/04/2011 | Carry forward orthodontic activity (UOA) | -4 |
| Contract end date | 31/03/2020 | Baseline contract value | £271,954.52 |

| ACCESS | Contract | England and Wales |
|----------------------------------------------|----------|-------------------|
| 24 month ratio of assessments to patient IDs | 1.01 | 1.07 |

| ACTIVITY | Contract |
|-------------------------------------------------------------------------------------------|----------|
| Contract assess and fit appliances (case starts) as a percentage of Area Team case starts | 2.7 % |

Cumulative percentage of contracted UOA delivered 2019 & 2020



| Month | Adjusted Scheduled Activity (UOA) | | |
|-----------|-----------------------------------|-------|------|
| | 2018 | 2019 | 2020 |
| April | -83 | 79 | 4 |
| May | 1 | 145 | 4 |
| June | 2 | 167 | 6 |
| July | 25 | 167 | 77 |
| August | 120 | 413 | 145 |
| September | 259 | 584 | 235 |
| October | 399 | 670 | |
| November | 621 | 842 | |
| December | 832 | 1,077 | |
| January | 1,193 | 1,505 | |
| February | 1,321 | 1,505 | |
| March | 1,321 | 3,791 | |
| April | 4,184 | 3,791 | |
| May | 4,184 | 3,791 | |
| June | 4,268 | 4,193 | |

QUANTITY METRICS (rolling 12 month period)

| | Contract Quantity | Contract Base Number | Contract * | Area Team | Region | England |
|----------------------------------------------------------------------------------|-------------------|----------------------|------------|-----------|--------|---------|
| % of all assessments that were assess and fit appliances (case starts) | 180 | 228 | 78.9% | 58.2% | 61.5% | 57.9% |
| % of all assessments that were assess and refuse | 11 | 228 | 4.8% | 13.3% | 11.3% | 12.4% |
| % of all assessments that were assess and review | 37 | 228 | 16.2% | 28.5% | 27.3% | 29.7% |
| % of case starts with a reported IOTN of 3 and Aesthetic Component of 5 or below | 0 | 180 | N/A | 0.0% | 0.1% | 0.1% |
| % of case starts with a reported IOTN of 3 and Aesthetic Component of 6 or above | 0 | 180 | N/A | 0.9% | 3.5% | 4.0% |
| % of case starts with a reported IOTN of 4 | 154 | 180 | 85.6% | 77.7% | 79.4% | 78.0% |
| % of case starts with a reported IOTN of 5 | 24 | 180 | 13.3% | 20.8% | 16.4% | 16.6 % |
| % of concluded courses in receipt of dual-arch fixed appliances | 128 | 145 | 88.3% | 82.5% | 76.1% | 74.0% |
| % of concluded courses where treatment was abandoned or discontinued | 14 | 145 | 9.7% | 9.8% | 8.6% | 8.5% |
| % of patients satisfied with the treatment they have received | 0 | 0 | N/A | 100.0% | 95.2% | 95.5% |

* Figures in italics indicate that the base number is less than 100.

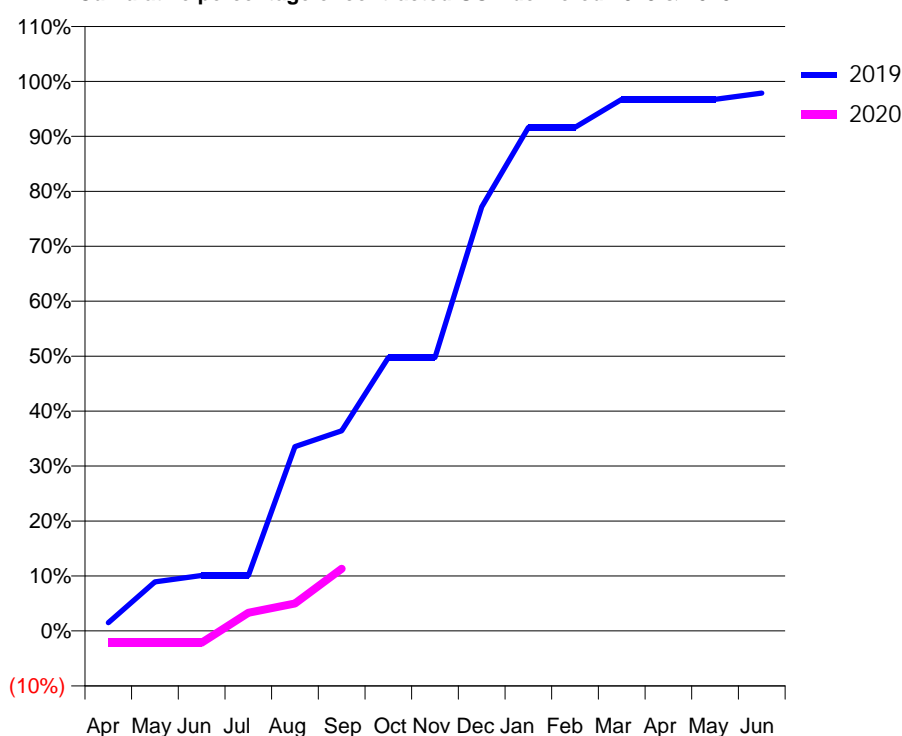
Q52 - Vital Signs Orthodontic At a Glance Contract Report for 189669/0002 - September 2019

| | | | |
|----------------------|--------------------|---------------------------------------------|-------------|
| Name or company name | NSS Properties Ltd | 19/20 Contracted general activity (UDA) | 0 |
| Contract type name | PDS Contract | Carry forward general activity (UDA) | 0 |
| Purpose of contract | Orthodontic | 19/20 Contracted orthodontic activity (UOA) | 3,996 |
| Contract start date | 01/04/2011 | Carry forward orthodontic activity (UOA) | 86 |
| Contract end date | 30/06/2020 | Baseline contract value | £237,393.53 |

| ACCESS | Contract | England and Wales |
|----------------------------------------------|----------|-------------------|
| 24 month ratio of assessments to patient IDs | 1.01 | 1.07 |

| ACTIVITY | Contract |
|-------------------------------------------------------------------------------------------|----------|
| Contract assess and fit appliances (case starts) as a percentage of Area Team case starts | 2.1 % |

Cumulative percentage of contracted UOA delivered 2019 & 2020



| Month | Adjusted Scheduled Activity (UOA) | | |
|-----------|-----------------------------------|-------|------|
| | 2018 | 2019 | 2020 |
| April | -101 | 60 | -86 |
| May | -98 | 357 | -86 |
| June | 93 | 403 | -86 |
| July | 136 | 403 | 132 |
| August | 311 | 1,341 | 199 |
| September | 321 | 1,455 | 452 |
| October | 557 | 1,988 | |
| November | 641 | 1,988 | |
| December | 1,130 | 3,083 | |
| January | 1,642 | 3,662 | |
| February | 2,194 | 3,662 | |
| March | 2,194 | 3,865 | |
| April | 3,946 | 3,865 | |
| May | 3,946 | 3,865 | |
| June | 4,056 | 3,910 | |

QUANTITY METRICS (rolling 12 month period)

| | Contract Quantity | Contract Base Number | Contract * | Area Team | Region | England |
|----------------------------------------------------------------------------------|-------------------|----------------------|------------|-----------|--------|---------|
| % of all assessments that were assess and fit appliances (case starts) | 138 | 213 | 64.8% | 58.2% | 61.5% | 57.9% |
| % of all assessments that were assess and refuse | 25 | 213 | 11.7% | 13.3% | 11.3% | 12.4% |
| % of all assessments that were assess and review | 50 | 213 | 23.5% | 28.5% | 27.3% | 29.7% |
| % of case starts with a reported IOTN of 3 and Aesthetic Component of 5 or below | 0 | 138 | N/A | 0.0% | 0.1% | 0.1% |
| % of case starts with a reported IOTN of 3 and Aesthetic Component of 6 or above | 0 | 138 | N/A | 0.9% | 3.5% | 4.0% |
| % of case starts with a reported IOTN of 4 | 127 | 138 | 92.0% | 77.7% | 79.4% | 78.0% |
| % of case starts with a reported IOTN of 5 | 9 | 138 | 6.5% | 20.8% | 16.4% | 16.6 % |
| % of concluded courses in receipt of dual-arch fixed appliances | 132 | 145 | 91.0% | 82.5% | 76.1% | 74.0% |
| % of concluded courses where treatment was abandoned or discontinued | 9 | 145 | 6.2% | 9.8% | 8.6% | 8.5% |
| % of patients satisfied with the treatment they have received | 0 | 0 | N/A | 100.0% | 95.2% | 95.5% |

* Figures in italics indicate that the base number is less than 100.

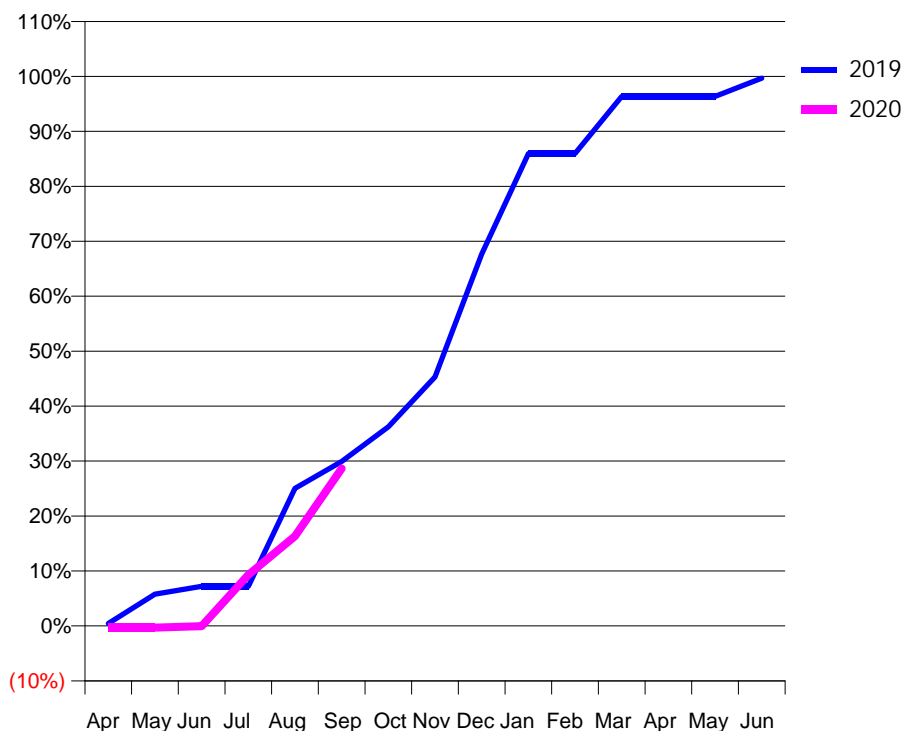
Q52 - Vital Signs Orthodontic At a Glance Contract Report for 189669/0003 - September 2019

| | | | |
|----------------------|--------------------|---------------------------------------------|-------------|
| Name or company name | NSS Properties Ltd | 19/20 Contracted general activity (UDA) | 0 |
| Contract type name | PDS Contract | Carry forward general activity (UDA) | 0 |
| Purpose of contract | Orthodontic | 19/20 Contracted orthodontic activity (UOA) | 3,148 |
| Contract start date | 01/04/2011 | Carry forward orthodontic activity (UOA) | 10 |
| Contract end date | 31/03/2020 | Baseline contract value | £190,513.66 |

| ACCESS | Contract | England and Wales |
|----------------------------------------------|----------|-------------------|
| 24 month ratio of assessments to patient IDs | 1.01 | 1.07 |

| ACTIVITY | Contract |
|-------------------------------------------------------------------------------------------|----------|
| Contract assess and fit appliances (case starts) as a percentage of Area Team case starts | 2.1 % |

Cumulative percentage of contracted UOA delivered 2019 & 2020



| Month | Adjusted Scheduled Activity (UOA) | | |
|-----------|-----------------------------------|-------|------|
| | 2018 | 2019 | 2020 |
| April | -103 | 14 | -10 |
| May | -17 | 182 | -10 |
| June | 48 | 227 | -2 |
| July | 118 | 227 | 293 |
| August | 248 | 788 | 514 |
| September | 389 | 942 | 902 |
| October | 599 | 1,141 | |
| November | 1,160 | 1,426 | |
| December | 1,604 | 2,130 | |
| January | 2,328 | 2,706 | |
| February | 2,756 | 2,706 | |
| March | 2,756 | 3,033 | |
| April | 3,141 | 3,033 | |
| May | 3,141 | 3,033 | |
| June | 3,162 | 3,138 | |

QUANTITY METRICS (rolling 12 month period)

| | Contract Quantity | Contract Base Number | Contract * | Area Team | Region | England |
|----------------------------------------------------------------------------------|-------------------|----------------------|------------|-----------|--------|---------|
| % of all assessments that were assess and fit appliances (case starts) | 143 | 242 | 59.1% | 58.2% | 61.5% | 57.9% |
| % of all assessments that were assess and refuse | 24 | 242 | 9.9% | 13.3% | 11.3% | 12.4% |
| % of all assessments that were assess and review | 75 | 242 | 31.0% | 28.5% | 27.3% | 29.7% |
| % of case starts with a reported IOTN of 3 and Aesthetic Component of 5 or below | 0 | 143 | N/A | 0.0% | 0.1% | 0.1% |
| % of case starts with a reported IOTN of 3 and Aesthetic Component of 6 or above | 0 | 143 | N/A | 0.9% | 3.5% | 4.0% |
| % of case starts with a reported IOTN of 4 | 133 | 143 | 93.0% | 77.7% | 79.4% | 78.0% |
| % of case starts with a reported IOTN of 5 | 9 | 143 | 6.3% | 20.8% | 16.4% | 16.6 % |
| % of concluded courses in receipt of dual-arch fixed appliances | 89 | 102 | 87.3% | 82.5% | 76.1% | 74.0% |
| % of concluded courses where treatment was abandoned or discontinued | 9 | 102 | 8.8% | 9.8% | 8.6% | 8.5% |
| % of patients satisfied with the treatment they have received | 0 | 0 | N/A | 100.0% | 95.2% | 95.5% |

* Figures in italics indicate that the base number is less than 100.

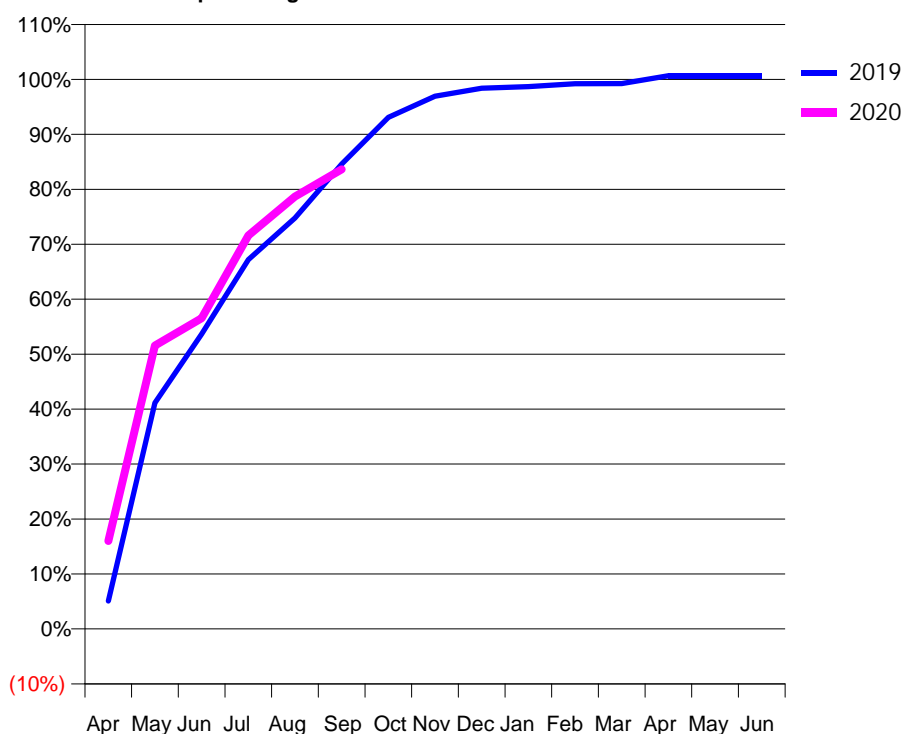
Q52 - Vital Signs Orthodontic At a Glance Contract Report for 264539/0002 - September 2019

| | | | |
|----------------------|----------------|---------------------------------------------|-------------|
| Name or company name | MR DI PETRUCCI | 19/20 Contracted general activity (UDA) | 0 |
| Contract type name | PDS Contract | Carry forward general activity (UDA) | 0 |
| Purpose of contract | Orthodontic | 19/20 Contracted orthodontic activity (UOA) | 13,287 |
| Contract start date | 03/11/2014 | Carry forward orthodontic activity (UOA) | -85 |
| Contract end date | 30/06/2020 | Baseline contract value | £740,735.30 |

| ACCESS | Contract | England and Wales |
|----------------------------------------------|----------|-------------------|
| 24 month ratio of assessments to patient IDs | 1.01 | 1.07 |

| ACTIVITY | Contract |
|-------------------------------------------------------------------------------------------|----------|
| Contract assess and fit appliances (case starts) as a percentage of Area Team case starts | 9.0 % |

Cumulative percentage of contracted UOA delivered 2019 & 2020



| Month | Adjusted Scheduled Activity (UOA) | | |
|-----------|-----------------------------------|--------|--------|
| | 2018 | 2019 | 2020 |
| April | 2,261 | 676 | 2,125 |
| May | 5,866 | 5,466 | 6,849 |
| June | 7,630 | 7,131 | 7,512 |
| July | 9,341 | 8,930 | 9,515 |
| August | 10,084 | 9,935 | 10,451 |
| September | 11,103 | 11,240 | 11,112 |
| October | 11,850 | 12,371 | |
| November | 12,745 | 12,879 | |
| December | 13,091 | 13,073 | |
| January | 13,411 | 13,112 | |
| February | 13,493 | 13,178 | |
| March | 13,549 | 13,187 | |
| April | 13,626 | 13,372 | |
| May | 13,647 | 13,372 | |
| June | 13,647 | 13,372 | |

QUANTITY METRICS (rolling 12 month period)

| | Contract Quantity | Contract Base Number | Contract * | Area Team | Region | England |
|----------------------------------------------------------------------------------|-------------------|----------------------|------------|-----------|--------|---------|
| % of all assessments that were assess and fit appliances (case starts) | 599 | 1,178 | 50.8% | 58.2% | 61.5% | 57.9% |
| % of all assessments that were assess and refuse | 239 | 1,178 | 20.3% | 13.3% | 11.3% | 12.4% |
| % of all assessments that were assess and review | 340 | 1,178 | 28.9% | 28.5% | 27.3% | 29.7% |
| % of case starts with a reported IOTN of 3 and Aesthetic Component of 5 or below | 0 | 599 | N/A | 0.0% | 0.1% | 0.1% |
| % of case starts with a reported IOTN of 3 and Aesthetic Component of 6 or above | 0 | 599 | N/A | 0.9% | 3.5% | 4.0% |
| % of case starts with a reported IOTN of 4 | 411 | 599 | 68.6% | 77.7% | 79.4% | 78.0% |
| % of case starts with a reported IOTN of 5 | 188 | 599 | 31.4% | 20.8% | 16.4% | 16.6% |
| % of concluded courses in receipt of dual-arch fixed appliances | 420 | 631 | 66.6% | 82.5% | 76.1% | 74.0% |
| % of concluded courses where treatment was abandoned or discontinued | 74 | 631 | 11.7% | 9.8% | 8.6% | 8.5% |
| % of patients satisfied with the treatment they have received | 0 | 0 | N/A | 100.0% | 95.2% | 95.5% |

* Figures in italics indicate that the base number is less than 100.

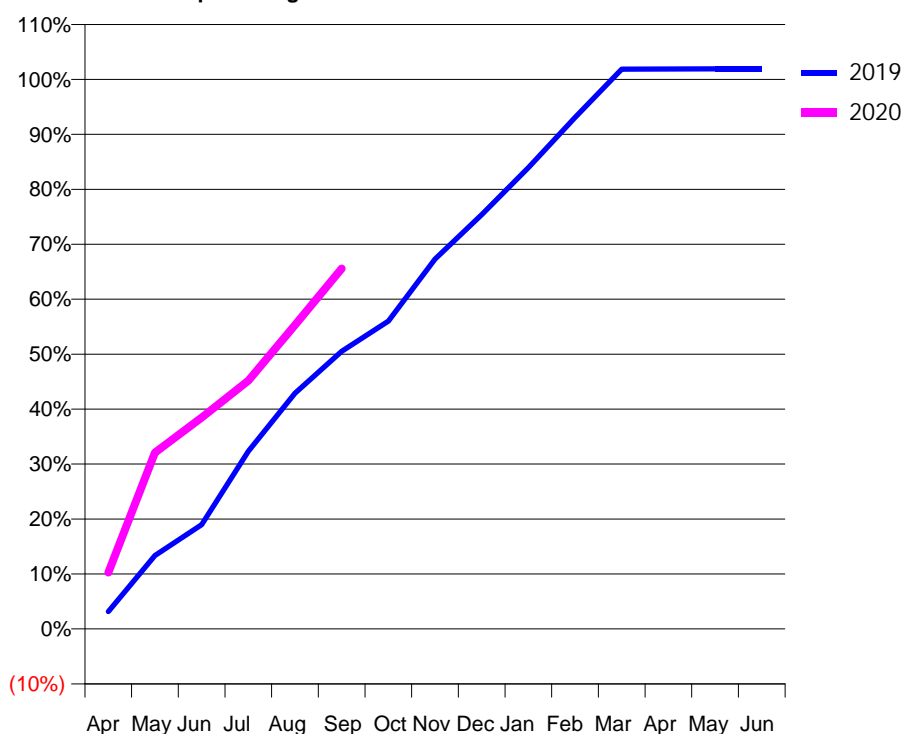
Q52 - Vital Signs Orthodontic At a Glance Contract Report for 318574/0001 - September 2019

| | | | |
|----------------------|--------------|---------------------------------------------|-------------|
| Name or company name | MR AI TAYLOR | 19/20 Contracted general activity (UDA) | 0 |
| Contract type name | PDS Contract | Carry forward general activity (UDA) | 0 |
| Purpose of contract | Orthodontic | 19/20 Contracted orthodontic activity (UOA) | 5,608 |
| Contract start date | 01/04/2006 | Carry forward orthodontic activity (UOA) | -107 |
| Contract end date | 31/03/2020 | Baseline contract value | £368,948.30 |

| ACCESS | Contract | England and Wales |
|----------------------------------------------|----------|-------------------|
| 24 month ratio of assessments to patient IDs | 1.05 | 1.07 |

| ACTIVITY | Contract |
|-------------------------------------------------------------------------------------------|----------|
| Contract assess and fit appliances (case starts) as a percentage of Area Team case starts | 4.5 % |

Cumulative percentage of contracted UOA delivered 2019 & 2020



| Month | Adjusted Scheduled Activity (UOA) | | |
|-----------|-----------------------------------|-------|-------|
| | 2018 | 2019 | 2020 |
| April | 128 | 177 | 577 |
| May | 648 | 749 | 1,799 |
| June | 960 | 1,064 | 2,156 |
| July | 1,536 | 1,813 | 2,534 |
| August | 1,886 | 2,406 | 3,101 |
| September | 2,465 | 2,833 | 3,676 |
| October | 2,930 | 3,141 | |
| November | 3,625 | 3,773 | |
| December | 4,125 | 4,228 | |
| January | 4,526 | 4,708 | |
| February | 4,731 | 5,218 | |
| March | 5,474 | 5,712 | |
| April | 5,663 | 5,714 | |
| May | 5,664 | 5,715 | |
| June | 5,665 | 5,715 | |

QUANTITY METRICS (rolling 12 month period)

| | Contract Quantity | Contract Base Number | Contract * | Area Team | Region | England |
|----------------------------------------------------------------------------------|-------------------|----------------------|------------|-----------|--------|---------|
| % of all assessments that were assess and fit appliances (case starts) | 301 | 531 | 56.7% | 58.2% | 61.5% | 57.9% |
| % of all assessments that were assess and refuse | 55 | 531 | 10.4% | 13.3% | 11.3% | 12.4% |
| % of all assessments that were assess and review | 175 | 531 | 33.0% | 28.5% | 27.3% | 29.7% |
| % of case starts with a reported IOTN of 3 and Aesthetic Component of 5 or below | 0 | 301 | N/A | 0.0% | 0.1% | 0.1% |
| % of case starts with a reported IOTN of 3 and Aesthetic Component of 6 or above | 2 | 301 | 0.7% | 0.9% | 3.5% | 4.0% |
| % of case starts with a reported IOTN of 4 | 238 | 301 | 79.1% | 77.7% | 79.4% | 78.0% |
| % of case starts with a reported IOTN of 5 | 58 | 301 | 19.3% | 20.8% | 16.4% | 16.6 % |
| % of concluded courses in receipt of dual-arch fixed appliances | 245 | 292 | 83.9% | 82.5% | 76.1% | 74.0% |
| % of concluded courses where treatment was abandoned or discontinued | 44 | 292 | 15.1% | 9.8% | 8.6% | 8.5% |
| % of patients satisfied with the treatment they have received | 0 | 0 | N/A | 100.0% | 95.2% | 95.5% |

* Figures in italics indicate that the base number is less than 100.

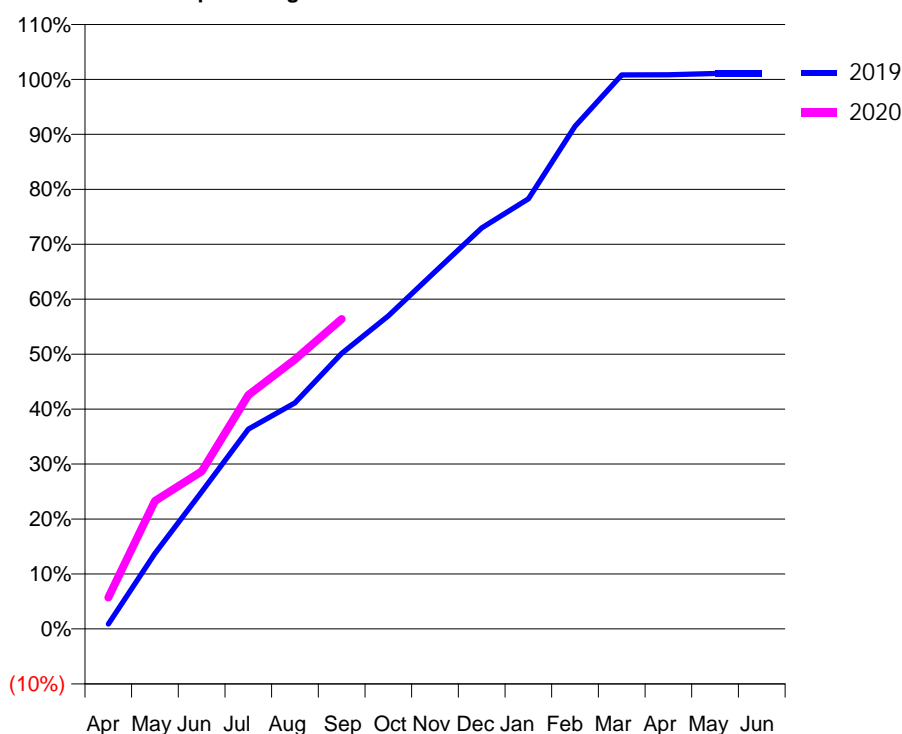
Q52 - Vital Signs Orthodontic At a Glance Contract Report for 575941/0001 - September 2019

| | | | |
|----------------------|---------------|---------------------------------------------|---------------|
| Name or company name | MR MH PEARSON | 19/20 Contracted general activity (UDA) | 0 |
| Contract type name | PDS Contract | Carry forward general activity (UDA) | 0 |
| Purpose of contract | Orthodontic | 19/20 Contracted orthodontic activity (UOA) | 21,111 |
| Contract start date | 01/06/2013 | Carry forward orthodontic activity (UOA) | -224 |
| Contract end date | 31/03/2020 | Baseline contract value | £1,258,597.82 |

| ACCESS | Contract | England and Wales |
|----------------------------------------------|----------|-------------------|
| 24 month ratio of assessments to patient IDs | 1.01 | 1.07 |

| ACTIVITY | Contract |
|-------------------------------------------------------------------------------------------|----------|
| Contract assess and fit appliances (case starts) as a percentage of Area Team case starts | 15.0 % |

Cumulative percentage of contracted UOA delivered 2019 & 2020



| Month | Adjusted Scheduled Activity (UOA) | | |
|-----------|-----------------------------------|--------|--------|
| | 2018 | 2019 | 2020 |
| April | 2,028 | 185 | 1,211 |
| May | 3,963 | 2,902 | 4,917 |
| June | 6,904 | 5,262 | 6,054 |
| July | 8,813 | 7,677 | 8,987 |
| August | 10,598 | 8,684 | 10,352 |
| September | 11,980 | 10,588 | 11,903 |
| October | 13,718 | 12,029 | |
| November | 16,374 | 13,722 | |
| December | 17,683 | 15,403 | |
| January | 18,251 | 16,523 | |
| February | 20,250 | 19,308 | |
| March | 21,051 | 21,281 | |
| April | 21,243 | 21,287 | |
| May | 21,264 | 21,335 | |
| June | 21,264 | 21,335 | |

QUANTITY METRICS (rolling 12 month period)

| | Contract Quantity | Contract Base Number | Contract * | Area Team | Region | England |
|----------------------------------------------------------------------------------|-------------------|----------------------|------------|-----------|--------|---------|
| % of all assessments that were assess and fit appliances (case starts) | 1,001 | 2,880 | 34.8% | 58.2% | 61.5% | 57.9% |
| % of all assessments that were assess and refuse | 313 | 2,880 | 10.9% | 13.3% | 11.3% | 12.4% |
| % of all assessments that were assess and review | 1,566 | 2,880 | 54.4% | 28.5% | 27.3% | 29.7% |
| % of case starts with a reported IOTN of 3 and Aesthetic Component of 5 or below | 0 | 1,001 | N/A | 0.0% | 0.1% | 0.1% |
| % of case starts with a reported IOTN of 3 and Aesthetic Component of 6 or above | 13 | 1,001 | 1.3% | 0.9% | 3.5% | 4.0% |
| % of case starts with a reported IOTN of 4 | 712 | 1,001 | 71.1% | 77.7% | 79.4% | 78.0% |
| % of case starts with a reported IOTN of 5 | 271 | 1,001 | 27.1% | 20.8% | 16.4% | 16.6% |
| % of concluded courses in receipt of dual-arch fixed appliances | 810 | 912 | 88.8% | 82.5% | 76.1% | 74.0% |
| % of concluded courses where treatment was abandoned or discontinued | 43 | 912 | 4.7% | 9.8% | 8.6% | 8.5% |
| % of patients satisfied with the treatment they have received | 4 | 4 | 100.0% | 100.0% | 95.2% | 95.5% |

* Figures in italics indicate that the base number is less than 100.

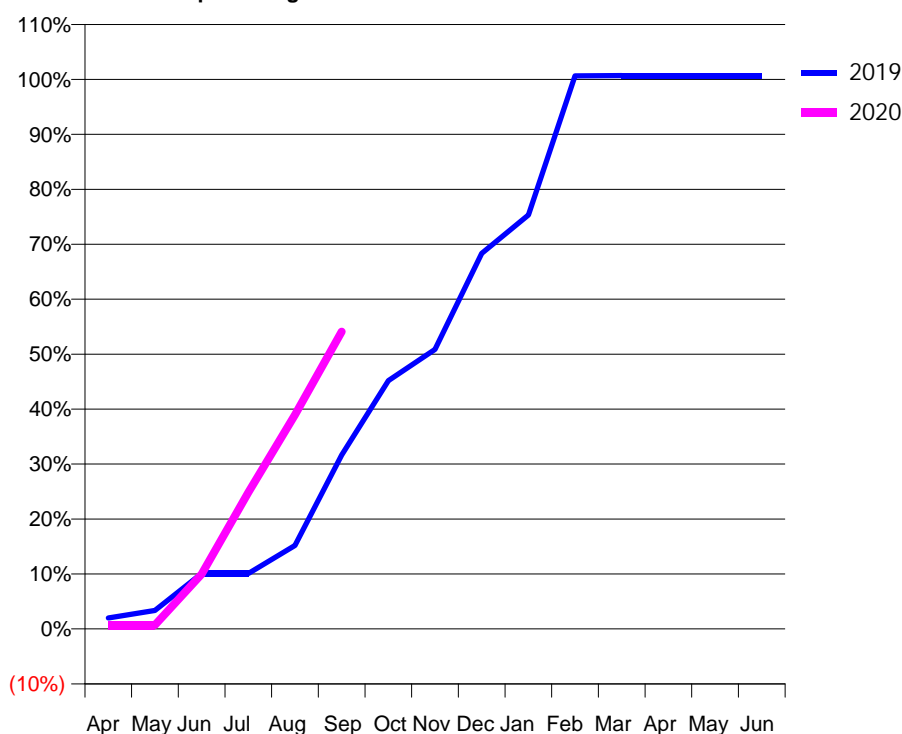
Q52 - Vital Signs Orthodontic At a Glance Contract Report for 632813/0001 - September 2019

| | | | |
|----------------------|--------------|---------------------------------------------|-------------|
| Name or company name | MR JL SEDDON | 19/20 Contracted general activity (UDA) | 0 |
| Contract type name | PDS Contract | Carry forward general activity (UDA) | 0 |
| Purpose of contract | Orthodontic | 19/20 Contracted orthodontic activity (UOA) | 2,261 |
| Contract start date | 01/04/2006 | Carry forward orthodontic activity (UOA) | -16 |
| Contract end date | 31/03/2020 | Baseline contract value | £136,785.48 |

| ACCESS | Contract | England and Wales |
|----------------------------------------------|----------|-------------------|
| 24 month ratio of assessments to patient IDs | 1.08 | 1.07 |

| ACTIVITY | Contract |
|-------------------------------------------------------------------------------------------|----------|
| Contract assess and fit appliances (case starts) as a percentage of Area Team case starts | 2.2 % |

Cumulative percentage of contracted UOA delivered 2019 & 2020



| Month | Adjusted Scheduled Activity (UOA) | | |
|-----------|-----------------------------------|-------|-------|
| | 2018 | 2019 | 2020 |
| April | -30 | 45 | 16 |
| May | -30 | 76 | 16 |
| June | -30 | 228 | 226 |
| July | 167 | 228 | 562 |
| August | 395 | 343 | 881 |
| September | 509 | 716 | 1,223 |
| October | 509 | 1,022 | |
| November | 509 | 1,150 | |
| December | 1,122 | 1,545 | |
| January | 1,122 | 1,703 | |
| February | 1,525 | 2,275 | |
| March | 2,228 | 2,277 | |
| April | 2,336 | 2,277 | |
| May | 2,357 | 2,277 | |
| June | 2,380 | 2,277 | |

QUANTITY METRICS (rolling 12 month period)

| | Contract Quantity | Contract Base Number | Contract * | Area Team | Region | England |
|----------------------------------------------------------------------------------|-------------------|----------------------|------------|-----------|--------|---------|
| % of all assessments that were assess and fit appliances (case starts) | 147 | 290 | 50.7% | 58.2% | 61.5% | 57.9% |
| % of all assessments that were assess and refuse | 8 | 290 | 2.8% | 13.3% | 11.3% | 12.4% |
| % of all assessments that were assess and review | 135 | 290 | 46.6% | 28.5% | 27.3% | 29.7% |
| % of case starts with a reported IOTN of 3 and Aesthetic Component of 5 or below | 0 | 147 | N/A | 0.0% | 0.1% | 0.1% |
| % of case starts with a reported IOTN of 3 and Aesthetic Component of 6 or above | 0 | 147 | N/A | 0.9% | 3.5% | 4.0% |
| % of case starts with a reported IOTN of 4 | 104 | 147 | 70.7% | 77.7% | 79.4% | 78.0% |
| % of case starts with a reported IOTN of 5 | 43 | 147 | 29.3% | 20.8% | 16.4% | 16.6% |
| % of concluded courses in receipt of dual-arch fixed appliances | 35 | 36 | 97.2% | 82.5% | 76.1% | 74.0% |
| % of concluded courses where treatment was abandoned or discontinued | 0 | 36 | 0.0% | 9.8% | 8.6% | 8.5% |
| % of patients satisfied with the treatment they have received | 0 | 0 | N/A | 100.0% | 95.2% | 95.5% |

* Figures in italics indicate that the base number is less than 100.

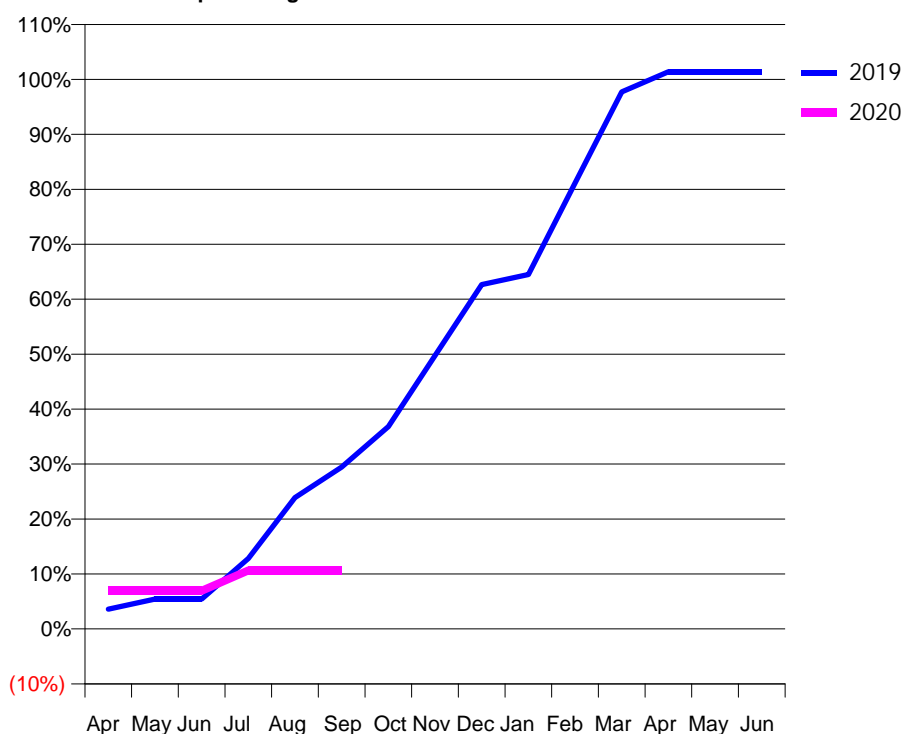
Q52 - Vital Signs Orthodontic At a Glance Contract Report for 751952/0002 - September 2019

| | | | |
|----------------------|--------------|---------------------------------------------|------------|
| Name or company name | MR DF SCHUTH | 19/20 Contracted general activity (UDA) | 0 |
| Contract type name | PDS Contract | Carry forward general activity (UDA) | 0 |
| Purpose of contract | Orthodontic | 19/20 Contracted orthodontic activity (UOA) | 1,138 |
| Contract start date | 01/04/2006 | Carry forward orthodontic activity (UOA) | -16 |
| Contract end date | 31/08/2020 | Baseline contract value | £73,219.09 |

| ACCESS | Contract | England and Wales |
|----------------------------------------------|----------|-------------------|
| 24 month ratio of assessments to patient IDs | 1.00 | 1.07 |

| ACTIVITY | Contract |
|-------------------------------------------------------------------------------------------|----------|
| Contract assess and fit appliances (case starts) as a percentage of Area Team case starts | 0.7 % |

Cumulative percentage of contracted UOA delivered 2019 & 2020



| Month | Adjusted Scheduled Activity (UOA) | | |
|-----------|-----------------------------------|-------|------|
| | 2018 | 2019 | 2020 |
| April | 23 | 41 | 79 |
| May | 23 | 62 | 79 |
| June | 23 | 62 | 79 |
| July | 128 | 146 | 121 |
| August | 191 | 272 | 121 |
| September | 191 | 335 | 121 |
| October | 212 | 419 | |
| November | 317 | 566 | |
| December | 422 | 713 | |
| January | 443 | 734 | |
| February | 527 | 923 | |
| March | 884 | 1,112 | |
| April | 1,158 | 1,154 | |
| May | 1,158 | 1,154 | |
| June | 1,158 | 1,154 | |

QUANTITY METRICS (rolling 12 month period)

| | Contract Quantity | Contract Base Number | Contract * | Area Team | Region | England |
|----------------------------------------------------------------------------------|-------------------|----------------------|------------|-----------|--------|---------|
| % of all assessments that were assess and fit appliances (case starts) | 44 | 44 | 100.0% | 58.2% | 61.5% | 57.9% |
| % of all assessments that were assess and refuse | 0 | 44 | 0.0% | 13.3% | 11.3% | 12.4% |
| % of all assessments that were assess and review | 0 | 44 | 0.0% | 28.5% | 27.3% | 29.7% |
| % of case starts with a reported IOTN of 3 and Aesthetic Component of 5 or below | 0 | 44 | N/A | 0.0% | 0.1% | 0.1% |
| % of case starts with a reported IOTN of 3 and Aesthetic Component of 6 or above | 0 | 44 | N/A | 0.9% | 3.5% | 4.0% |
| % of case starts with a reported IOTN of 4 | 38 | 44 | 86.4% | 77.7% | 79.4% | 78.0% |
| % of case starts with a reported IOTN of 5 | 6 | 44 | 13.6% | 20.8% | 16.4% | 16.6% |
| % of concluded courses in receipt of dual-arch fixed appliances | 26 | 83 | 31.3% | 82.5% | 76.1% | 74.0% |
| % of concluded courses where treatment was abandoned or discontinued | 55 | 83 | 66.3% | 9.8% | 8.6% | 8.5% |
| % of patients satisfied with the treatment they have received | 0 | 0 | N/A | 100.0% | 95.2% | 95.5% |

* Figures in italics indicate that the base number is less than 100.

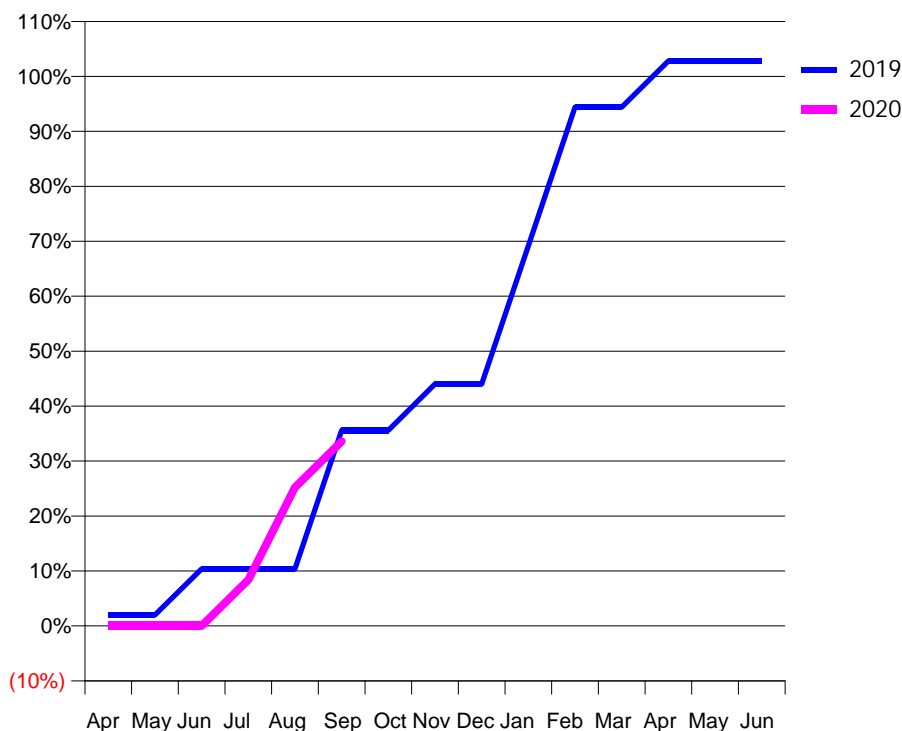
Q52 - Vital Signs Orthodontic At a Glance Contract Report for 811459/0001 - September 2019

| | | | |
|----------------------|-------------------------|---------------------------------------------|-------------|
| Name or company name | MR MA SILVESTER | 19/20 Contracted general activity (UDA) | 9,000 |
| Contract type name | GDS Contract | Carry forward general activity (UDA) | -180 |
| Purpose of contract | General and Orthodontic | 19/20 Contracted orthodontic activity (UOA) | 250 |
| Contract start date | 01/04/2006 | Carry forward orthodontic activity (UOA) | 0 |
| Contract end date | | Baseline contract value | £298,912.32 |

| ACCESS | Contract | England and Wales |
|----------------------------------------------|----------|-------------------|
| 24 month ratio of assessments to patient IDs | 1.00 | 1.07 |

| ACTIVITY | Contract |
|-------------------------------------------------------------------------------------------|----------|
| Contract assess and fit appliances (case starts) as a percentage of Area Team case starts | 0.2 % |

Cumulative percentage of contracted UOA delivered 2019 & 2020



| Month | Adjusted Scheduled Activity (UOA) | | |
|-----------|-----------------------------------|------|------|
| | 2018 | 2019 | 2020 |
| April | 5 | 5 | 0 |
| May | 5 | 5 | 0 |
| June | 5 | 26 | 0 |
| July | 5 | 26 | 21 |
| August | 5 | 26 | 63 |
| September | 5 | 89 | 84 |
| October | 5 | 89 | |
| November | 5 | 110 | |
| December | 5 | 110 | |
| January | 5 | 173 | |
| February | 5 | 236 | |
| March | 5 | 236 | |
| April | 5 | 257 | |
| May | 5 | 257 | |
| June | 258 | 257 | |

QUANTITY METRICS (rolling 12 month period)

| | Contract Quantity | Contract Base Number | Contract * | Area Team | Region | England |
|----------------------------------------------------------------------------------|-------------------|----------------------|------------|-----------|--------|---------|
| % of all assessments that were assess and fit appliances (case starts) | 12 | 12 | 100.0% | 58.2% | 61.5% | 57.9% |
| % of all assessments that were assess and refuse | 0 | 12 | 0.0% | 13.3% | 11.3% | 12.4% |
| % of all assessments that were assess and review | 0 | 12 | 0.0% | 28.5% | 27.3% | 29.7% |
| % of case starts with a reported IOTN of 3 and Aesthetic Component of 5 or below | 0 | 12 | N/A | 0.0% | 0.1% | 0.1% |
| % of case starts with a reported IOTN of 3 and Aesthetic Component of 6 or above | 0 | 12 | N/A | 0.9% | 3.5% | 4.0% |
| % of case starts with a reported IOTN of 4 | 11 | 12 | 91.7% | 77.7% | 79.4% | 78.0% |
| % of case starts with a reported IOTN of 5 | 1 | 12 | 8.3% | 20.8% | 16.4% | 16.6% |
| % of concluded courses in receipt of dual-arch fixed appliances | 12 | 14 | 85.7% | 82.5% | 76.1% | 74.0% |
| % of concluded courses where treatment was abandoned or discontinued | 1 | 14 | 7.1% | 9.8% | 8.6% | 8.5% |
| % of patients satisfied with the treatment they have received | 0 | 0 | N/A | 100.0% | 95.2% | 95.5% |

* Figures in italics indicate that the base number is less than 100.

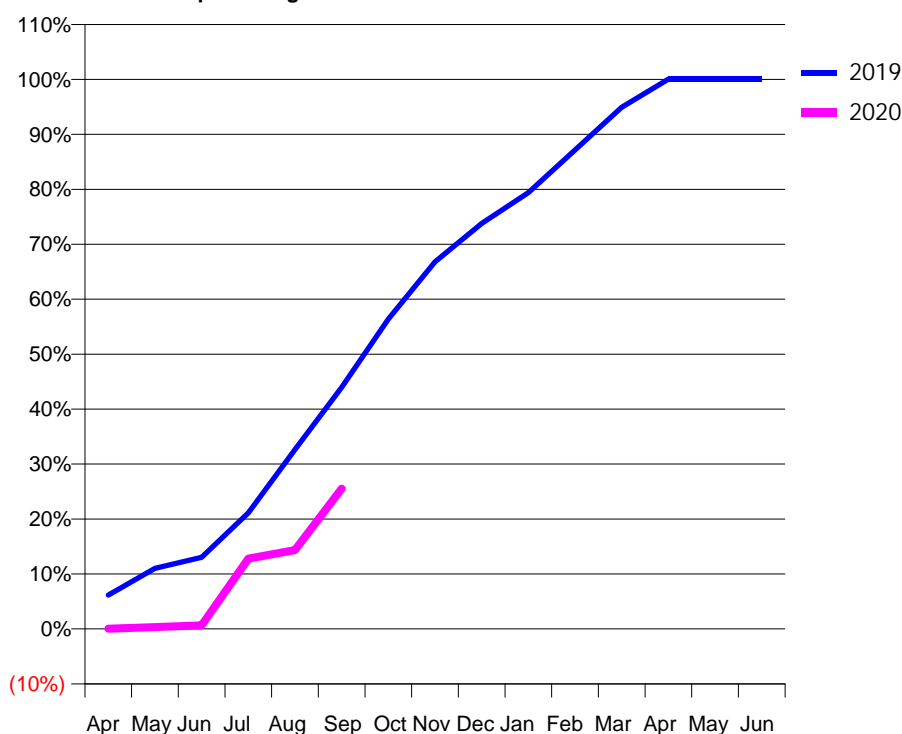
Q53 - Vital Signs Orthodontic At a Glance Contract Report for 101281/0093 - September 2019

| | | | |
|----------------------|-----------------------|---------------------------------------------|-------------|
| Name or company name | OASIS DENTAL CARE LTD | 19/20 Contracted general activity (UDA) | 0 |
| Contract type name | PDS Contract | Carry forward general activity (UDA) | 0 |
| Purpose of contract | Orthodontic | 19/20 Contracted orthodontic activity (UOA) | 13,516 |
| Contract start date | 01/04/2006 | Carry forward orthodontic activity (UOA) | -7 |
| Contract end date | 24/07/2020 | Baseline contract value | £931,019.87 |

| ACCESS | Contract | England and Wales |
|----------------------------------------------|----------|-------------------|
| 24 month ratio of assessments to patient IDs | 1.00 | 1.07 |

| ACTIVITY | Contract |
|-------------------------------------------------------------------------------------------|----------|
| Contract assess and fit appliances (case starts) as a percentage of Area Team case starts | 8.0 % |

Cumulative percentage of contracted UOA delivered 2019 & 2020



| Month | Adjusted Scheduled Activity (UOA) | | |
|-----------|-----------------------------------|--------|-------|
| | 2018 | 2019 | 2020 |
| April | 180 | 833 | 7 |
| May | 931 | 1,490 | 49 |
| June | 1,862 | 1,763 | 91 |
| July | 4,053 | 2,855 | 1,729 |
| August | 6,156 | 4,409 | 1,939 |
| September | 7,546 | 5,942 | 3,451 |
| October | 7,863 | 7,622 | |
| November | 10,026 | 9,029 | |
| December | 11,100 | 9,974 | |
| January | 11,711 | 10,730 | |
| February | 12,664 | 11,780 | |
| March | 13,340 | 12,830 | |
| April | 13,551 | 13,523 | |
| May | 13,551 | 13,523 | |
| June | 13,551 | 13,523 | |

QUANTITY METRICS (rolling 12 month period)

| | Contract Quantity | Contract Base Number | Contract * | Area Team | Region | England |
|----------------------------------------------------------------------------------|-------------------|----------------------|------------|-----------|--------|---------|
| % of all assessments that were assess and fit appliances (case starts) | 525 | 525 | 100.0% | 57.8% | 56.3% | 57.9% |
| % of all assessments that were assess and refuse | 0 | 525 | 0.0% | 8.9% | 11.8% | 12.4% |
| % of all assessments that were assess and review | 0 | 525 | 0.0% | 33.3% | 31.9% | 29.7% |
| % of case starts with a reported IOTN of 3 and Aesthetic Component of 5 or below | 0 | 525 | N/A | 0.1% | 0.2% | 0.1% |
| % of case starts with a reported IOTN of 3 and Aesthetic Component of 6 or above | 44 | 525 | 8.4% | 3.6% | 4.0% | 4.0% |
| % of case starts with a reported IOTN of 4 | 391 | 525 | 74.5% | 71.9% | 76.4% | 78.0% |
| % of case starts with a reported IOTN of 5 | 90 | 525 | 17.1% | 16.8% | 17.9% | 16.6 % |
| % of concluded courses in receipt of dual-arch fixed appliances | 323 | 414 | 78.0% | 73.5% | 70.6% | 74.0% |
| % of concluded courses where treatment was abandoned or discontinued | 54 | 414 | 13.0% | 6.4% | 9.8% | 8.5% |
| % of patients satisfied with the treatment they have received | 5 | 5 | 100.0% | 92.6% | 94.8% | 95.5% |

* Figures in italics indicate that the base number is less than 100.

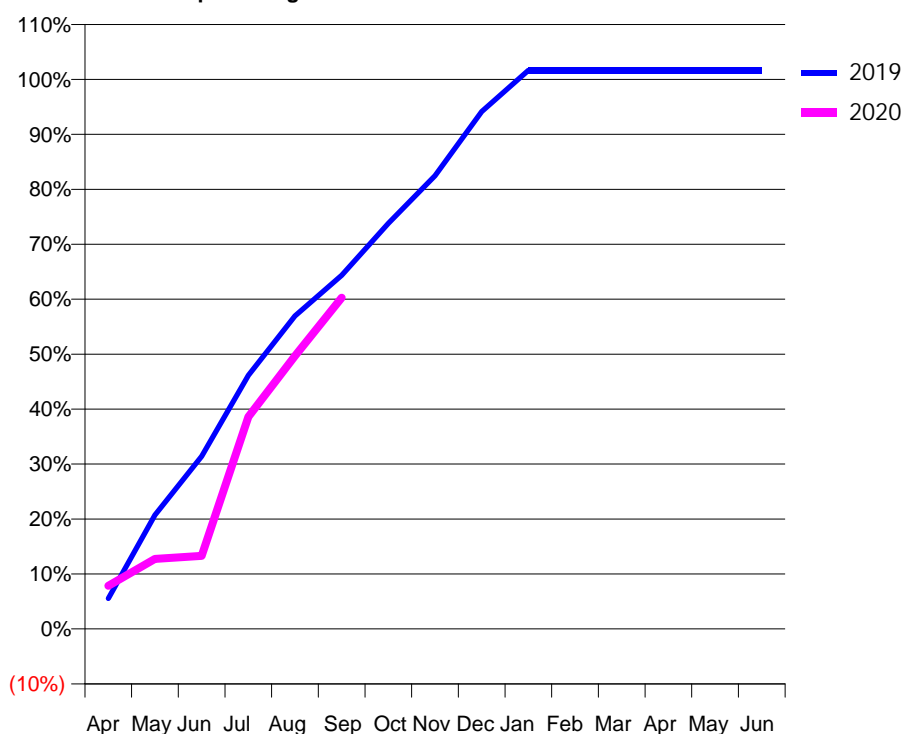
Q53 - Vital Signs Orthodontic At a Glance Contract Report for 103926/0001 - September 2019

| | | | |
|----------------------|-------------------------------|---------------------------------------------|-------------|
| Name or company name | Aesthetic Dental Care Limited | 19/20 Contracted general activity (UDA) | 0 |
| Contract type name | PDS Contract | Carry forward general activity (UDA) | 0 |
| Purpose of contract | Orthodontic | 19/20 Contracted orthodontic activity (UOA) | 12,066 |
| Contract start date | 01/03/2008 | Carry forward orthodontic activity (UOA) | -197 |
| Contract end date | 24/07/2020 | Baseline contract value | £735,591.11 |

| ACCESS | Contract | England and Wales |
|----------------------------------------------|----------|-------------------|
| 24 month ratio of assessments to patient IDs | 1.09 | 1.07 |

| ACTIVITY | Contract |
|-------------------------------------------------------------------------------------------|----------|
| Contract assess and fit appliances (case starts) as a percentage of Area Team case starts | 8.4 % |

Cumulative percentage of contracted UOA delivered 2019 & 2020



| Month | Adjusted Scheduled Activity (UOA) | | |
|-----------|-----------------------------------|--------|-------|
| | 2018 | 2019 | 2020 |
| April | 1,465 | 670 | 947 |
| May | 2,901 | 2,502 | 1,538 |
| June | 4,594 | 3,791 | 1,605 |
| July | 6,224 | 5,567 | 4,657 |
| August | 7,078 | 6,870 | 5,991 |
| September | 8,046 | 7,764 | 7,273 |
| October | 9,158 | 8,906 | |
| November | 10,235 | 9,952 | |
| December | 10,949 | 11,358 | |
| January | 11,671 | 12,263 | |
| February | 12,311 | 12,263 | |
| March | 12,311 | 12,263 | |
| April | 12,311 | 12,263 | |
| May | 12,311 | 12,263 | |
| June | 12,311 | 12,263 | |

QUANTITY METRICS (rolling 12 month period)

| | Contract Quantity | Contract Base Number | Contract * | Area Team | Region | England |
|----------------------------------------------------------------------------------|-------------------|----------------------|------------|-----------|--------|---------|
| % of all assessments that were assess and fit appliances (case starts) | 553 | 745 | 74.2% | 57.8% | 56.3% | 57.9% |
| % of all assessments that were assess and refuse | 66 | 745 | 8.9% | 8.9% | 11.8% | 12.4% |
| % of all assessments that were assess and review | 126 | 745 | 16.9% | 33.3% | 31.9% | 29.7% |
| % of case starts with a reported IOTN of 3 and Aesthetic Component of 5 or below | 1 | 553 | 0.2% | 0.1% | 0.2% | 0.1% |
| % of case starts with a reported IOTN of 3 and Aesthetic Component of 6 or above | 26 | 553 | 4.7% | 3.6% | 4.0% | 4.0% |
| % of case starts with a reported IOTN of 4 | 429 | 553 | 77.6% | 71.9% | 76.4% | 78.0% |
| % of case starts with a reported IOTN of 5 | 97 | 553 | 17.5% | 16.8% | 17.9% | 16.6% |
| % of concluded courses in receipt of dual-arch fixed appliances | 230 | 560 | 41.1% | 73.5% | 70.6% | 74.0% |
| % of concluded courses where treatment was abandoned or discontinued | 18 | 560 | 3.2% | 6.4% | 9.8% | 8.5% |
| % of patients satisfied with the treatment they have received | 3 | 3 | 100.0% | 92.6% | 94.8% | 95.5% |

* Figures in italics indicate that the base number is less than 100.

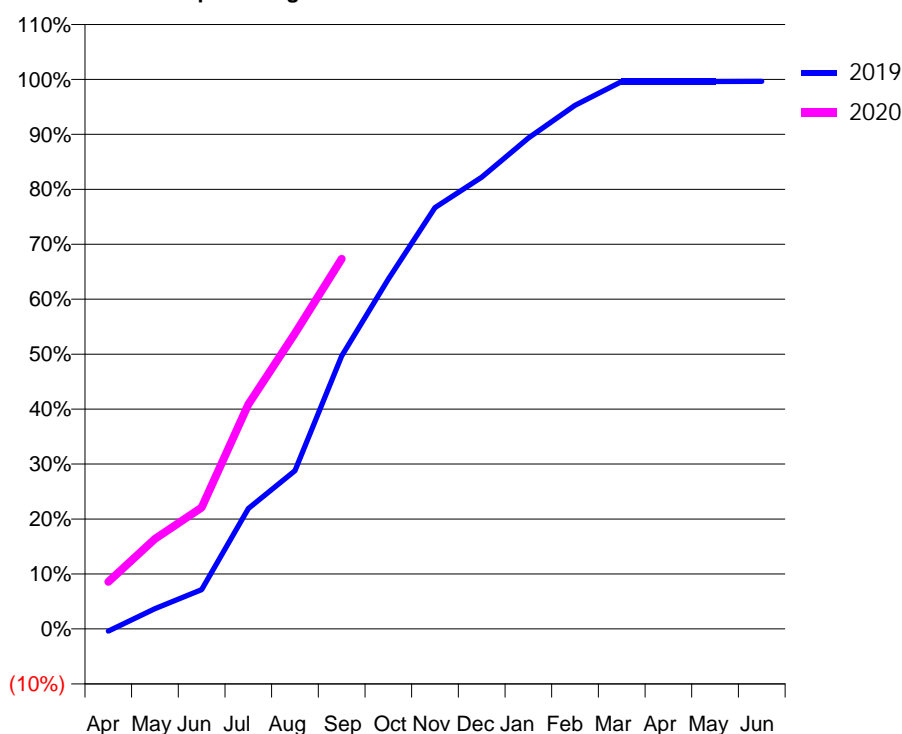
Q53 - Vital Signs Orthodontic At a Glance Contract Report for 104337/0001 - September 2019

| | | | |
|----------------------|---------------------------|---------------------------------------------|-------------|
| Name or company name | Pinnacle Orthodontics Ltd | 19/20 Contracted general activity (UDA) | 0 |
| Contract type name | PDS Contract | Carry forward general activity (UDA) | 0 |
| Purpose of contract | Orthodontic | 19/20 Contracted orthodontic activity (UOA) | 7,582 |
| Contract start date | 01/03/2015 | Carry forward orthodontic activity (UOA) | 26 |
| Contract end date | 24/07/2020 | Baseline contract value | £508,883.71 |

| ACCESS | Contract | England and Wales |
|----------------------------------------------|----------|-------------------|
| 24 month ratio of assessments to patient IDs | 1.01 | 1.07 |

| ACTIVITY | Contract |
|-------------------------------------------------------------------------------------------|----------|
| Contract assess and fit appliances (case starts) as a percentage of Area Team case starts | 6.4 % |

Cumulative percentage of contracted UOA delivered 2019 & 2020



| Month | Adjusted Scheduled Activity (UOA) | | |
|-----------|-----------------------------------|-------|-------|
| | 2018 | 2019 | 2020 |
| April | -15 | -31 | 651 |
| May | 411 | 278 | 1,243 |
| June | 1,031 | 542 | 1,676 |
| July | 1,949 | 1,662 | 3,100 |
| August | 3,053 | 2,183 | 4,076 |
| September | 3,914 | 3,765 | 5,107 |
| October | 4,932 | 4,829 | |
| November | 5,970 | 5,814 | |
| December | 6,687 | 6,232 | |
| January | 7,173 | 6,773 | |
| February | 7,446 | 7,224 | |
| March | 7,551 | 7,552 | |
| April | 7,551 | 7,552 | |
| May | 7,551 | 7,552 | |
| June | 7,551 | 7,556 | |

QUANTITY METRICS (rolling 12 month period)

| | Contract Quantity | Contract Base Number | Contract * | Area Team | Region | England |
|----------------------------------------------------------------------------------|-------------------|----------------------|------------|-----------|--------|---------|
| % of all assessments that were assess and fit appliances (case starts) | 421 | 589 | 71.5% | 57.8% | 56.3% | 57.9% |
| % of all assessments that were assess and refuse | 59 | 589 | 10.0% | 8.9% | 11.8% | 12.4% |
| % of all assessments that were assess and review | 109 | 589 | 18.5% | 33.3% | 31.9% | 29.7% |
| % of case starts with a reported IOTN of 3 and Aesthetic Component of 5 or below | 0 | 421 | N/A | 0.1% | 0.2% | 0.1% |
| % of case starts with a reported IOTN of 3 and Aesthetic Component of 6 or above | 25 | 421 | 5.9% | 3.6% | 4.0% | 4.0% |
| % of case starts with a reported IOTN of 4 | 341 | 421 | 81.0% | 71.9% | 76.4% | 78.0% |
| % of case starts with a reported IOTN of 5 | 53 | 421 | 12.6% | 16.8% | 17.9% | 16.6 % |
| % of concluded courses in receipt of dual-arch fixed appliances | 278 | 310 | 89.7% | 73.5% | 70.6% | 74.0% |
| % of concluded courses where treatment was abandoned or discontinued | 20 | 310 | 6.5% | 6.4% | 9.8% | 8.5% |
| % of patients satisfied with the treatment they have received | 0 | 0 | N/A | 92.6% | 94.8% | 95.5% |

* Figures in italics indicate that the base number is less than 100.

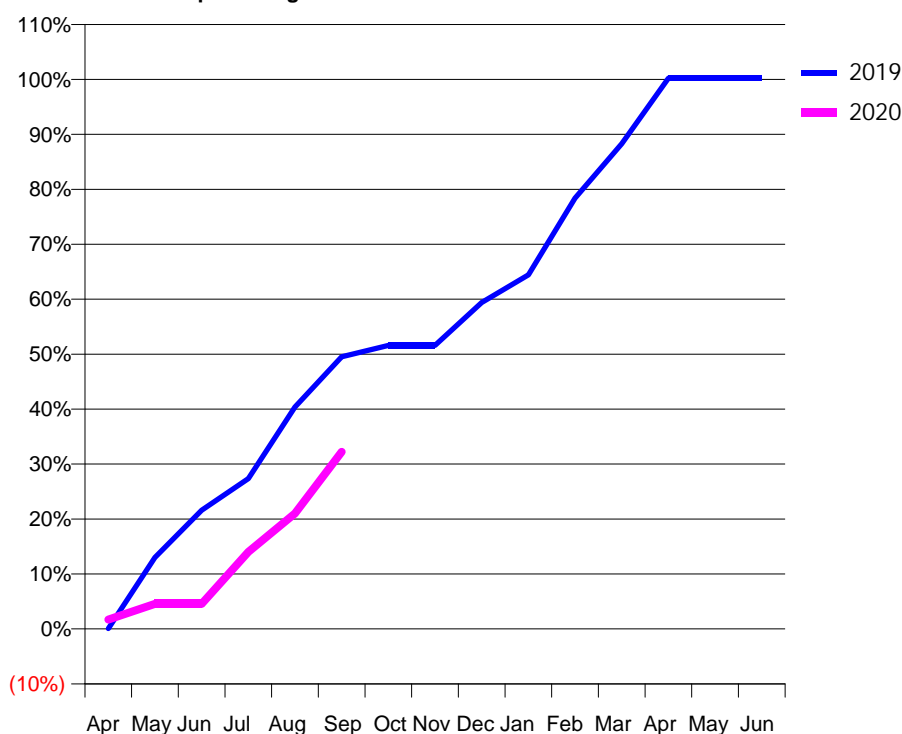
Q53 - Vital Signs Orthodontic At a Glance Contract Report for 114960/0001 - September 2019

| | | | |
|----------------------|--------------------------------|---------------------------------------------|-------------|
| Name or company name | Stratford Orthodontics Limited | 19/20 Contracted general activity (UDA) | 0 |
| Contract type name | PDS Contract | Carry forward general activity (UDA) | 0 |
| Purpose of contract | Orthodontic | 19/20 Contracted orthodontic activity (UOA) | 12,500 |
| Contract start date | 01/08/2014 | Carry forward orthodontic activity (UOA) | -25 |
| Contract end date | 21/08/2020 | Baseline contract value | £839,044.88 |

| ACCESS | Contract | England and Wales |
|----------------------------------------------|----------|-------------------|
| 24 month ratio of assessments to patient IDs | 1.03 | 1.07 |

| ACTIVITY | Contract |
|-------------------------------------------------------------------------------------------|----------|
| Contract assess and fit appliances (case starts) as a percentage of Area Team case starts | 7.1 % |

Cumulative percentage of contracted UOA delivered 2019 & 2020



| Month | Adjusted Scheduled Activity (UOA) | | |
|-----------|-----------------------------------|--------|-------|
| | 2018 | 2019 | 2020 |
| April | 1,036 | 12 | 215 |
| May | 2,957 | 1,623 | 570 |
| June | 4,698 | 2,702 | 570 |
| July | 6,260 | 3,421 | 1,751 |
| August | 7,111 | 5,049 | 2,625 |
| September | 9,128 | 6,190 | 4,029 |
| October | 10,221 | 6,449 | |
| November | 11,833 | 6,449 | |
| December | 12,467 | 7,424 | |
| January | 12,467 | 8,055 | |
| February | 12,512 | 9,800 | |
| March | 12,512 | 11,036 | |
| April | 12,512 | 12,525 | |
| May | 12,512 | 12,525 | |
| June | 12,512 | 12,525 | |

QUANTITY METRICS (rolling 12 month period)

| | Contract Quantity | Contract Base Number | Contract * | Area Team | Region | England |
|----------------------------------------------------------------------------------|-------------------|----------------------|------------|-----------|--------|---------|
| % of all assessments that were assess and fit appliances (case starts) | 464 | 1,146 | 40.5% | 57.8% | 56.3% | 57.9% |
| % of all assessments that were assess and refuse | 180 | 1,146 | 15.7% | 8.9% | 11.8% | 12.4% |
| % of all assessments that were assess and review | 502 | 1,146 | 43.8% | 33.3% | 31.9% | 29.7% |
| % of case starts with a reported IOTN of 3 and Aesthetic Component of 5 or below | 0 | 464 | N/A | 0.1% | 0.2% | 0.1% |
| % of case starts with a reported IOTN of 3 and Aesthetic Component of 6 or above | 3 | 464 | 0.6% | 3.6% | 4.0% | 4.0% |
| % of case starts with a reported IOTN of 4 | 361 | 464 | 77.8% | 71.9% | 76.4% | 78.0% |
| % of case starts with a reported IOTN of 5 | 100 | 464 | 21.6% | 16.8% | 17.9% | 16.6% |
| % of concluded courses in receipt of dual-arch fixed appliances | 459 | 502 | 91.4% | 73.5% | 70.6% | 74.0% |
| % of concluded courses where treatment was abandoned or discontinued | 17 | 502 | 3.4% | 6.4% | 9.8% | 8.5% |
| % of patients satisfied with the treatment they have received | 1 | 2 | 50.0% | 92.6% | 94.8% | 95.5% |

* Figures in italics indicate that the base number is less than 100.

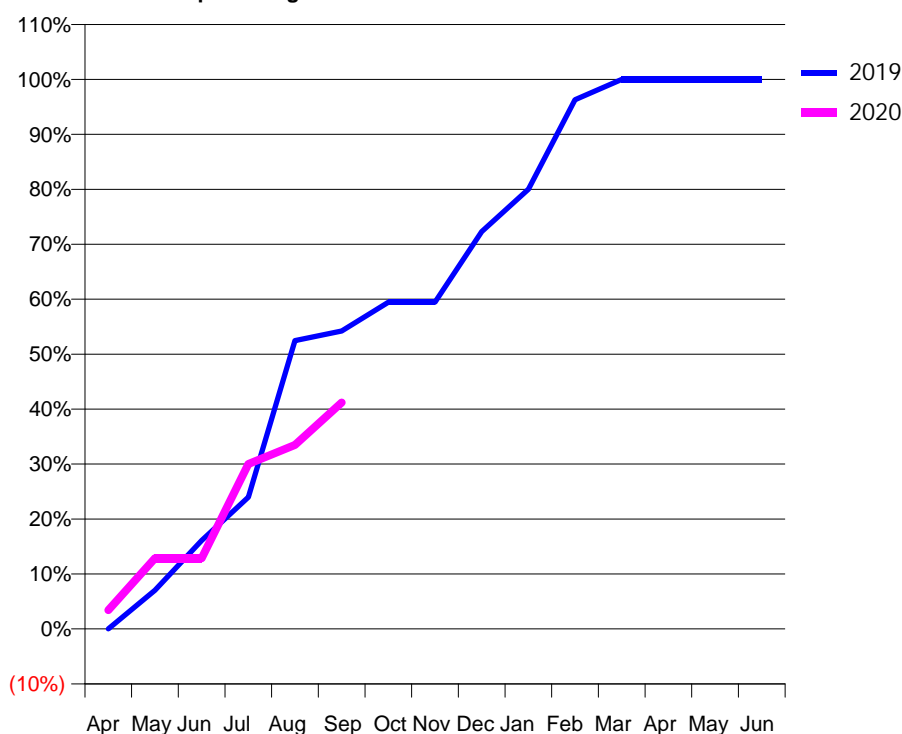
Q53 - Vital Signs Orthodontic At a Glance Contract Report for 142034/0001 - September 2019

| | | | |
|----------------------|------------------------------|---------------------------------------------|-------------|
| Name or company name | Evesham Orthodontics Limited | 19/20 Contracted general activity (UDA) | 0 |
| Contract type name | PDS Contract | Carry forward general activity (UDA) | 0 |
| Purpose of contract | Orthodontic | 19/20 Contracted orthodontic activity (UOA) | 2,452 |
| Contract start date | 01/06/2015 | Carry forward orthodontic activity (UOA) | 0 |
| Contract end date | 24/07/2020 | Baseline contract value | £155,329.64 |

| ACCESS | Contract | England and Wales |
|----------------------------------------------|----------|-------------------|
| 24 month ratio of assessments to patient IDs | 1.01 | 1.07 |

| ACTIVITY | Contract |
|-------------------------------------------------------------------------------------------|----------|
| Contract assess and fit appliances (case starts) as a percentage of Area Team case starts | 1.6 % |

Cumulative percentage of contracted UOA delivered 2019 & 2020



| Month | Adjusted Scheduled Activity (UOA) | | |
|-----------|-----------------------------------|-------|-------|
| | 2018 | 2019 | 2020 |
| April | 302 | 0 | 84 |
| May | 682 | 172 | 315 |
| June | 829 | 395 | 315 |
| July | 1,124 | 588 | 736 |
| August | 1,250 | 1,286 | 821 |
| September | 1,565 | 1,329 | 1,010 |
| October | 1,797 | 1,458 | |
| November | 2,154 | 1,458 | |
| December | 2,364 | 1,773 | |
| January | 2,364 | 1,962 | |
| February | 2,410 | 2,361 | |
| March | 2,452 | 2,452 | |
| April | 2,452 | 2,452 | |
| May | 2,452 | 2,452 | |
| June | 2,452 | 2,452 | |

QUANTITY METRICS (rolling 12 month period)

| | Contract Quantity | Contract Base Number | Contract * | Area Team | Region | England |
|----------------------------------------------------------------------------------|-------------------|----------------------|------------|-----------|--------|---------|
| % of all assessments that were assess and fit appliances (case starts) | 102 | 114 | 89.5% | 57.8% | 56.3% | 57.9% |
| % of all assessments that were assess and refuse | 6 | 114 | 5.3% | 8.9% | 11.8% | 12.4% |
| % of all assessments that were assess and review | 6 | 114 | 5.3% | 33.3% | 31.9% | 29.7% |
| % of case starts with a reported IOTN of 3 and Aesthetic Component of 5 or below | 0 | 102 | N/A | 0.1% | 0.2% | 0.1% |
| % of case starts with a reported IOTN of 3 and Aesthetic Component of 6 or above | 0 | 102 | N/A | 3.6% | 4.0% | 4.0% |
| % of case starts with a reported IOTN of 4 | 73 | 102 | 71.6% | 71.9% | 76.4% | 78.0% |
| % of case starts with a reported IOTN of 5 | 29 | 102 | 28.4% | 16.8% | 17.9% | 16.6 % |
| % of concluded courses in receipt of dual-arch fixed appliances | 100 | 108 | 92.6% | 73.5% | 70.6% | 74.0% |
| % of concluded courses where treatment was abandoned or discontinued | 2 | 108 | 1.9% | 6.4% | 9.8% | 8.5% |
| % of patients satisfied with the treatment they have received | 0 | 0 | N/A | 92.6% | 94.8% | 95.5% |

* Figures in italics indicate that the base number is less than 100.

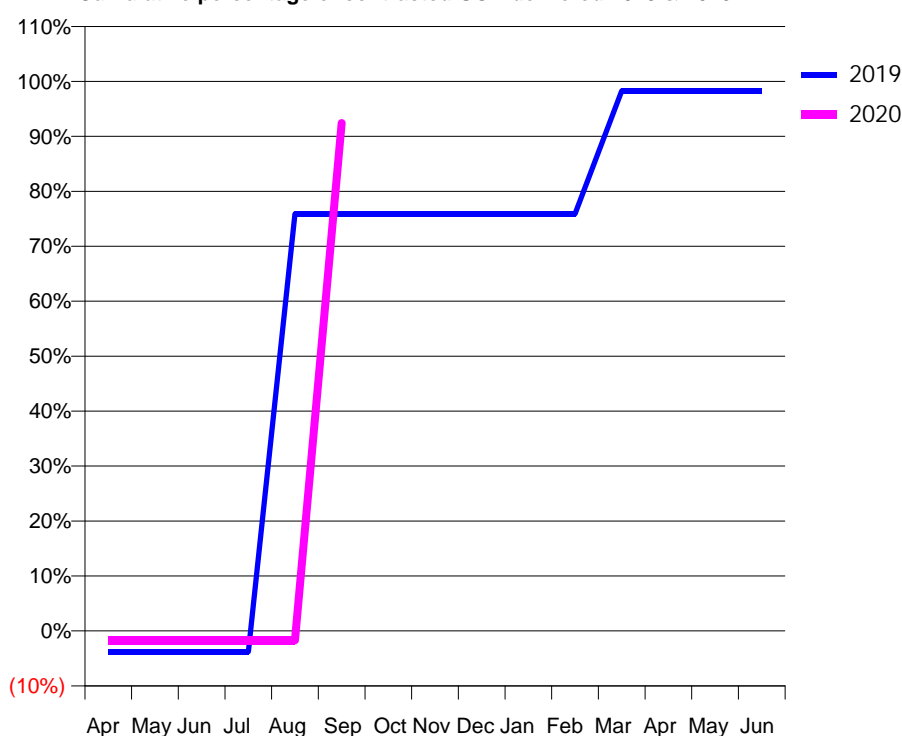
Q53 - Vital Signs Orthodontic At a Glance Contract Report for 143502/0001 - September 2019

| | | | |
|----------------------|----------------------------|---------------------------------------------|-------------|
| Name or company name | Light Lane Dental Practice | 19/20 Contracted general activity (UDA) | 22,006 |
| Contract type name | GDS Contract | Carry forward general activity (UDA) | 712 |
| Purpose of contract | General and Orthodontic | 19/20 Contracted orthodontic activity (UOA) | 290 |
| Contract start date | 01/10/2015 | Carry forward orthodontic activity (UOA) | 5 |
| Contract end date | | Baseline contract value | £631,353.57 |

| ACCESS | Contract | England and Wales |
|----------------------------------------------|----------|-------------------|
| 24 month ratio of assessments to patient IDs | 1.00 | 1.07 |

| ACTIVITY | Contract |
|-------------------------------------------------------------------------------------------|----------|
| Contract assess and fit appliances (case starts) as a percentage of Area Team case starts | 0.2 % |

Cumulative percentage of contracted UOA delivered 2019 & 2020



| Month | Adjusted Scheduled Activity (UOA) | | |
|-----------|-----------------------------------|------|------|
| | 2018 | 2019 | 2020 |
| April | 6 | -11 | -5 |
| May | 6 | -11 | -5 |
| June | 6 | -11 | -5 |
| July | 6 | -11 | -5 |
| August | 6 | 220 | -5 |
| September | 6 | 220 | 268 |
| October | 48 | 220 | |
| November | 48 | 220 | |
| December | 216 | 220 | |
| January | 216 | 220 | |
| February | 258 | 220 | |
| March | 279 | 285 | |
| April | 279 | 285 | |
| May | 279 | 285 | |
| June | 279 | 285 | |

QUANTITY METRICS (rolling 12 month period)

| | Contract Quantity | Contract Base Number | Contract * | Area Team | Region | England |
|----------------------------------------------------------------------------------|-------------------|----------------------|------------|-----------|--------|---------|
| % of all assessments that were assess and fit appliances (case starts) | 16 | 16 | 100.0% | 57.8% | 56.3% | 57.9% |
| % of all assessments that were assess and refuse | 0 | 16 | 0.0% | 8.9% | 11.8% | 12.4% |
| % of all assessments that were assess and review | 0 | 16 | 0.0% | 33.3% | 31.9% | 29.7% |
| % of case starts with a reported IOTN of 3 and Aesthetic Component of 5 or below | 0 | 16 | N/A | 0.1% | 0.2% | 0.1% |
| % of case starts with a reported IOTN of 3 and Aesthetic Component of 6 or above | 0 | 16 | N/A | 3.6% | 4.0% | 4.0% |
| % of case starts with a reported IOTN of 4 | 10 | 16 | 62.5% | 71.9% | 76.4% | 78.0% |
| % of case starts with a reported IOTN of 5 | 6 | 16 | 37.5% | 16.8% | 17.9% | 16.6% |
| % of concluded courses in receipt of dual-arch fixed appliances | 1 | 1 | 100.0% | 73.5% | 70.6% | 74.0% |
| % of concluded courses where treatment was abandoned or discontinued | 0 | 1 | 0.0% | 6.4% | 9.8% | 8.5% |
| % of patients satisfied with the treatment they have received | 0 | 0 | N/A | 92.6% | 94.8% | 95.5% |

* Figures in italics indicate that the base number is less than 100.

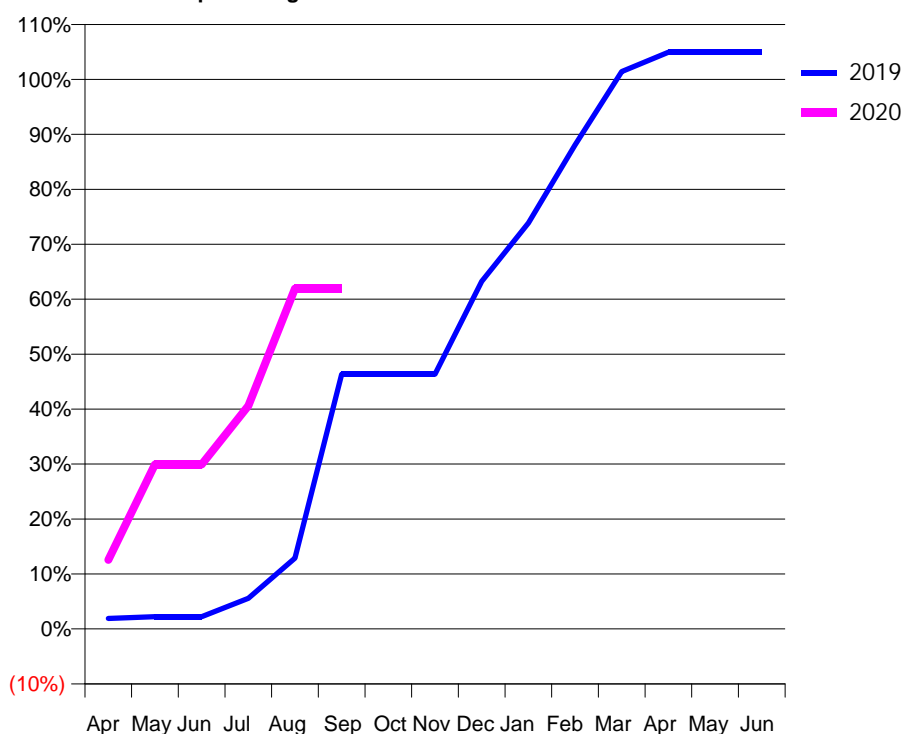
Q53 - Vital Signs Orthodontic At a Glance Contract Report for 150312/0001 - September 2019

| | | | |
|----------------------|-------------------------|---------------------------------------------|-------------|
| Name or company name | Dorset House Dental | 19/20 Contracted general activity (UDA) | 21,588 |
| Contract type name | GDS Contract | Carry forward general activity (UDA) | 0 |
| Purpose of contract | General and Orthodontic | 19/20 Contracted orthodontic activity (UOA) | 628 |
| Contract start date | 01/04/2015 | Carry forward orthodontic activity (UOA) | -12 |
| Contract end date | | Baseline contract value | £713,886.21 |

| ACCESS | Contract | England and Wales |
|----------------------------------------------|----------|-------------------|
| 24 month ratio of assessments to patient IDs | 1.02 | 1.07 |

| ACTIVITY | Contract |
|-------------------------------------------------------------------------------------------|----------|
| Contract assess and fit appliances (case starts) as a percentage of Area Team case starts | 0.5 % |

Cumulative percentage of contracted UOA delivered 2019 & 2020



| Month | Adjusted Scheduled Activity (UOA) | | |
|-----------|-----------------------------------|------|------|
| | 2018 | 2019 | 2020 |
| April | 0 | 12 | 79 |
| May | 87 | 14 | 188 |
| June | 172 | 14 | 188 |
| July | 323 | 35 | 255 |
| August | 407 | 81 | 389 |
| September | 449 | 291 | 389 |
| October | 454 | 291 | |
| November | 499 | 291 | |
| December | 541 | 397 | |
| January | 563 | 464 | |
| February | 564 | 553 | |
| March | 630 | 637 | |
| April | 630 | 659 | |
| May | 630 | 659 | |
| June | 651 | 659 | |

QUANTITY METRICS (rolling 12 month period)

| | Contract Quantity | Contract Base Number | Contract * | Area Team | Region | England |
|----------------------------------------------------------------------------------|-------------------|----------------------|------------|-----------|--------|---------|
| % of all assessments that were assess and fit appliances (case starts) | 36 | 65 | 55.4% | 57.8% | 56.3% | 57.9% |
| % of all assessments that were assess and refuse | 21 | 65 | 32.3% | 8.9% | 11.8% | 12.4% |
| % of all assessments that were assess and review | 8 | 65 | 12.3% | 33.3% | 31.9% | 29.7% |
| % of case starts with a reported IOTN of 3 and Aesthetic Component of 5 or below | 0 | 36 | <i>N/A</i> | 0.1% | 0.2% | 0.1% |
| % of case starts with a reported IOTN of 3 and Aesthetic Component of 6 or above | 1 | 36 | 2.8% | 3.6% | 4.0% | 4.0% |
| % of case starts with a reported IOTN of 4 | 29 | 36 | 80.6% | 71.9% | 76.4% | 78.0% |
| % of case starts with a reported IOTN of 5 | 6 | 36 | 16.7% | 16.8% | 17.9% | 16.6% |
| % of concluded courses in receipt of dual-arch fixed appliances | 1 | 8 | 12.5% | 73.5% | 70.6% | 74.0% |
| % of concluded courses where treatment was abandoned or discontinued | 1 | 8 | 12.5% | 6.4% | 9.8% | 8.5% |
| % of patients satisfied with the treatment they have received | 1 | 2 | 50.0% | 92.6% | 94.8% | 95.5% |

* Figures in italics indicate that the base number is less than 100.

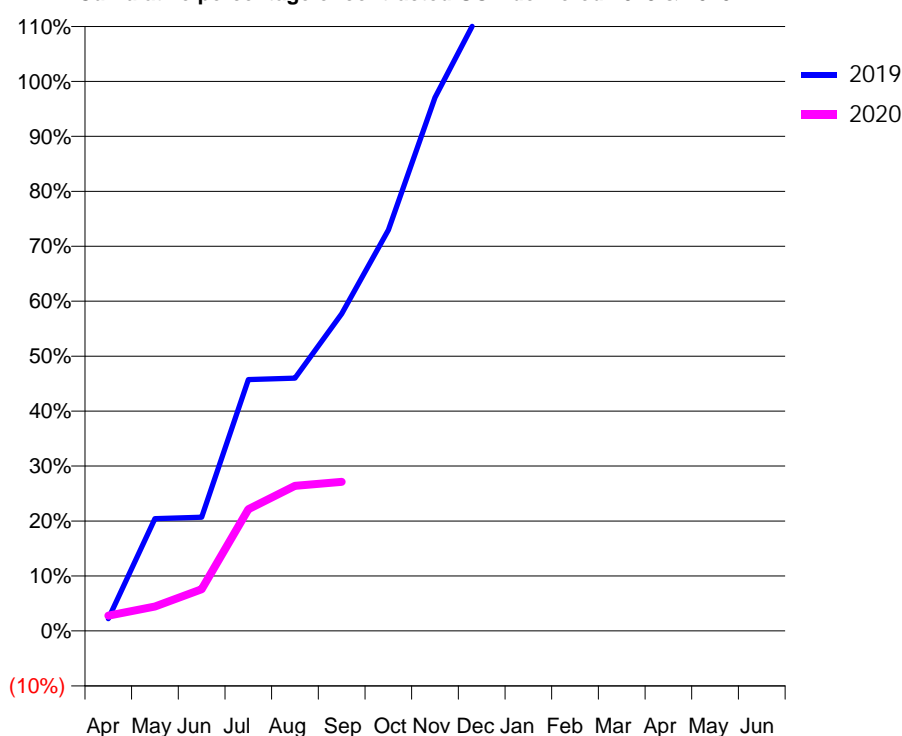
Q53 - Vital Signs Orthodontic At a Glance Contract Report for 171212/0001 - September 2019

| | | | |
|----------------------|--------------------------------|---------------------------------------------|-------------|
| Name or company name | Castle Quay (Hereford) Limited | 19/20 Contracted general activity (UDA) | 0 |
| Contract type name | PDS Contract | Carry forward general activity (UDA) | 0 |
| Purpose of contract | Orthodontic | 19/20 Contracted orthodontic activity (UOA) | 12,348 |
| Contract start date | 01/09/2012 | Carry forward orthodontic activity (UOA) | -246 |
| Contract end date | 24/07/2020 | Baseline contract value | £841,025.82 |

| ACCESS | Contract | England and Wales |
|----------------------------------------------|----------|-------------------|
| 24 month ratio of assessments to patient IDs | 1.04 | 1.07 |

| ACTIVITY | Contract |
|-------------------------------------------------------------------------------------------|----------|
| Contract assess and fit appliances (case starts) as a percentage of Area Team case starts | 7.1 % |

Cumulative percentage of contracted UOA delivered 2019 & 2020



| Month | Adjusted Scheduled Activity (UOA) | | |
|-----------|-----------------------------------|--------|-------|
| | 2018 | 2019 | 2020 |
| April | 247 | 276 | 342 |
| May | 247 | 2,525 | 551 |
| June | 247 | 2,554 | 938 |
| July | 5,721 | 5,648 | 2,735 |
| August | 5,778 | 5,680 | 3,258 |
| September | 5,863 | 7,126 | 3,349 |
| October | 9,041 | 9,009 | |
| November | 10,036 | 11,985 | |
| December | 10,405 | 13,991 | |
| January | 10,447 | 14,013 | |
| February | 12,528 | 14,030 | |
| March | 12,578 | 14,030 | |
| April | 12,615 | 14,052 | |
| May | 12,659 | 14,052 | |
| June | 12,659 | 14,052 | |

QUANTITY METRICS (rolling 12 month period)

| | Contract Quantity | Contract Base Number | Contract * | Area Team | Region | England |
|----------------------------------------------------------------------------------|-------------------|----------------------|------------|-----------|--------|---------|
| % of all assessments that were assess and fit appliances (case starts) | 466 | 896 | 52.0% | 57.8% | 56.3% | 57.9% |
| % of all assessments that were assess and refuse | 165 | 896 | 18.4% | 8.9% | 11.8% | 12.4% |
| % of all assessments that were assess and review | 265 | 896 | 29.6% | 33.3% | 31.9% | 29.7% |
| % of case starts with a reported IOTN of 3 and Aesthetic Component of 5 or below | 0 | 466 | N/A | 0.1% | 0.2% | 0.1% |
| % of case starts with a reported IOTN of 3 and Aesthetic Component of 6 or above | 0 | 466 | N/A | 3.6% | 4.0% | 4.0% |
| % of case starts with a reported IOTN of 4 | 6 | 466 | 1.3% | 71.9% | 76.4% | 78.0% |
| % of case starts with a reported IOTN of 5 | 3 | 466 | 0.6% | 16.8% | 17.9% | 16.6% |
| % of concluded courses in receipt of dual-arch fixed appliances | 440 | 522 | 84.3% | 73.5% | 70.6% | 74.0% |
| % of concluded courses where treatment was abandoned or discontinued | 60 | 522 | 11.5% | 6.4% | 9.8% | 8.5% |
| % of patients satisfied with the treatment they have received | 1 | 1 | 100.0% | 92.6% | 94.8% | 95.5% |

* Figures in italics indicate that the base number is less than 100.

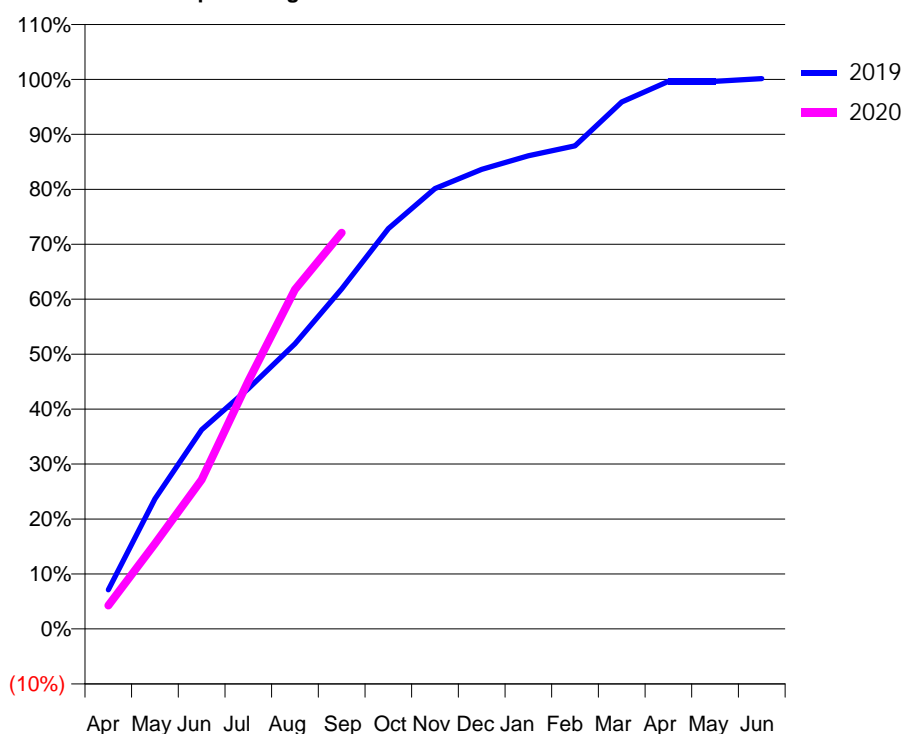
Q53 - Vital Signs Orthodontic At a Glance Contract Report for 174416/0001 - September 2019

| | | | |
|----------------------|-------------------|---------------------------------------------|-------------|
| Name or company name | Trinity Gate Ltd. | 19/20 Contracted general activity (UDA) | 0 |
| Contract type name | PDS Contract | Carry forward general activity (UDA) | 0 |
| Purpose of contract | Orthodontic | 19/20 Contracted orthodontic activity (UOA) | 4,097 |
| Contract start date | 01/06/2012 | Carry forward orthodontic activity (UOA) | -6 |
| Contract end date | 24/07/2020 | Baseline contract value | £275,207.43 |

| ACCESS | Contract | England and Wales |
|----------------------------------------------|----------|-------------------|
| 24 month ratio of assessments to patient IDs | 1.17 | 1.07 |

| ACTIVITY | Contract |
|-------------------------------------------------------------------------------------------|----------|
| Contract assess and fit appliances (case starts) as a percentage of Area Team case starts | 3.2 % |

Cumulative percentage of contracted UOA delivered 2019 & 2020



| Month | Adjusted Scheduled Activity (UOA) | | |
|-----------|-----------------------------------|-------|-------|
| | 2018 | 2019 | 2020 |
| April | 229 | 292 | 174 |
| May | 1,599 | 970 | 636 |
| June | 1,977 | 1,485 | 1,113 |
| July | 2,660 | 1,791 | 1,849 |
| August | 3,449 | 2,125 | 2,530 |
| September | 3,828 | 2,535 | 2,953 |
| October | 3,917 | 2,985 | |
| November | 4,012 | 3,283 | |
| December | 4,114 | 3,427 | |
| January | 4,138 | 3,528 | |
| February | 4,236 | 3,602 | |
| March | 4,243 | 3,929 | |
| April | 4,246 | 4,082 | |
| May | 4,247 | 4,082 | |
| June | 4,247 | 4,103 | |

QUANTITY METRICS (rolling 12 month period)

| | Contract Quantity | Contract Base Number | Contract * | Area Team | Region | England |
|----------------------------------------------------------------------------------|-------------------|----------------------|------------|-----------|--------|---------|
| % of all assessments that were assess and fit appliances (case starts) | 207 | 410 | 50.5% | 57.8% | 56.3% | 57.9% |
| % of all assessments that were assess and refuse | 71 | 410 | 17.3% | 8.9% | 11.8% | 12.4% |
| % of all assessments that were assess and review | 132 | 410 | 32.2% | 33.3% | 31.9% | 29.7% |
| % of case starts with a reported IOTN of 3 and Aesthetic Component of 5 or below | 0 | 207 | N/A | 0.1% | 0.2% | 0.1% |
| % of case starts with a reported IOTN of 3 and Aesthetic Component of 6 or above | 1 | 207 | 0.5% | 3.6% | 4.0% | 4.0% |
| % of case starts with a reported IOTN of 4 | 173 | 207 | 83.6% | 71.9% | 76.4% | 78.0% |
| % of case starts with a reported IOTN of 5 | 30 | 207 | 14.5% | 16.8% | 17.9% | 16.6% |
| % of concluded courses in receipt of dual-arch fixed appliances | 93 | 170 | 54.7% | 73.5% | 70.6% | 74.0% |
| % of concluded courses where treatment was abandoned or discontinued | 16 | 170 | 9.4% | 6.4% | 9.8% | 8.5% |
| % of patients satisfied with the treatment they have received | 1 | 1 | 100.0% | 92.6% | 94.8% | 95.5% |

* Figures in italics indicate that the base number is less than 100.

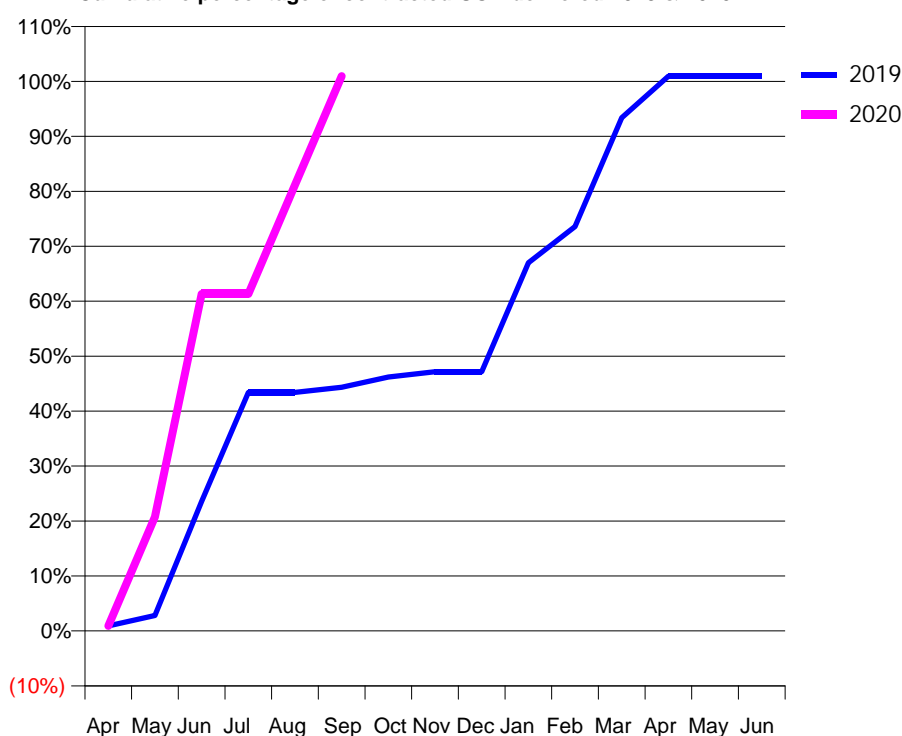
Q53 - Vital Signs Orthodontic At a Glance Contract Report for 179531/0001 - September 2019

| | | | |
|----------------------|-------------------------|---------------------------------------------|-------------|
| Name or company name | Mr & Mrs Parvis | 19/20 Contracted general activity (UDA) | 14,510 |
| Contract type name | GDS Contract | Carry forward general activity (UDA) | -250 |
| Purpose of contract | General and Orthodontic | 19/20 Contracted orthodontic activity (UOA) | 106 |
| Contract start date | 01/07/2013 | Carry forward orthodontic activity (UOA) | -1 |
| Contract end date | | Baseline contract value | £374,329.67 |

| ACCESS | Contract | England and Wales |
|----------------------------------------------|----------|-------------------|
| 24 month ratio of assessments to patient IDs | 1.09 | 1.07 |

| ACTIVITY | Contract |
|-------------------------------------------------------------------------------------------|----------|
| Contract assess and fit appliances (case starts) as a percentage of Area Team case starts | 0.1 % |

Cumulative percentage of contracted UOA delivered 2019 & 2020



| Month | Adjusted Scheduled Activity (UOA) | | |
|-----------|-----------------------------------|------|------|
| | 2018 | 2019 | 2020 |
| April | 0 | 1 | 1 |
| May | 0 | 3 | 22 |
| June | 0 | 25 | 65 |
| July | 0 | 46 | 65 |
| August | 0 | 46 | 86 |
| September | 0 | 47 | 107 |
| October | 0 | 49 | |
| November | 0 | 50 | |
| December | 22 | 50 | |
| January | 86 | 71 | |
| February | 86 | 78 | |
| March | 107 | 99 | |
| April | 107 | 107 | |
| May | 107 | 107 | |
| June | 107 | 107 | |

QUANTITY METRICS (rolling 12 month period)

| | Contract Quantity | Contract Base Number | Contract * | Area Team | Region | England |
|----------------------------------------------------------------------------------|-------------------|----------------------|------------|-----------|--------|---------|
| % of all assessments that were assess and fit appliances (case starts) | 6 | 46 | 13.0% | 57.8% | 56.3% | 57.9% |
| % of all assessments that were assess and refuse | 4 | 46 | 8.7% | 8.9% | 11.8% | 12.4% |
| % of all assessments that were assess and review | 36 | 46 | 78.3% | 33.3% | 31.9% | 29.7% |
| % of case starts with a reported IOTN of 3 and Aesthetic Component of 5 or below | 0 | 6 | N/A | 0.1% | 0.2% | 0.1% |
| % of case starts with a reported IOTN of 3 and Aesthetic Component of 6 or above | 1 | 6 | 16.7% | 3.6% | 4.0% | 4.0% |
| % of case starts with a reported IOTN of 4 | 3 | 6 | 50.0% | 71.9% | 76.4% | 78.0% |
| % of case starts with a reported IOTN of 5 | 2 | 6 | 33.3% | 16.8% | 17.9% | 16.6% |
| % of concluded courses in receipt of dual-arch fixed appliances | 0 | 1 | N/A | 73.5% | 70.6% | 74.0% |
| % of concluded courses where treatment was abandoned or discontinued | 0 | 1 | 0.0% | 6.4% | 9.8% | 8.5% |
| % of patients satisfied with the treatment they have received | 0 | 0 | N/A | 92.6% | 94.8% | 95.5% |

* Figures in italics indicate that the base number is less than 100.

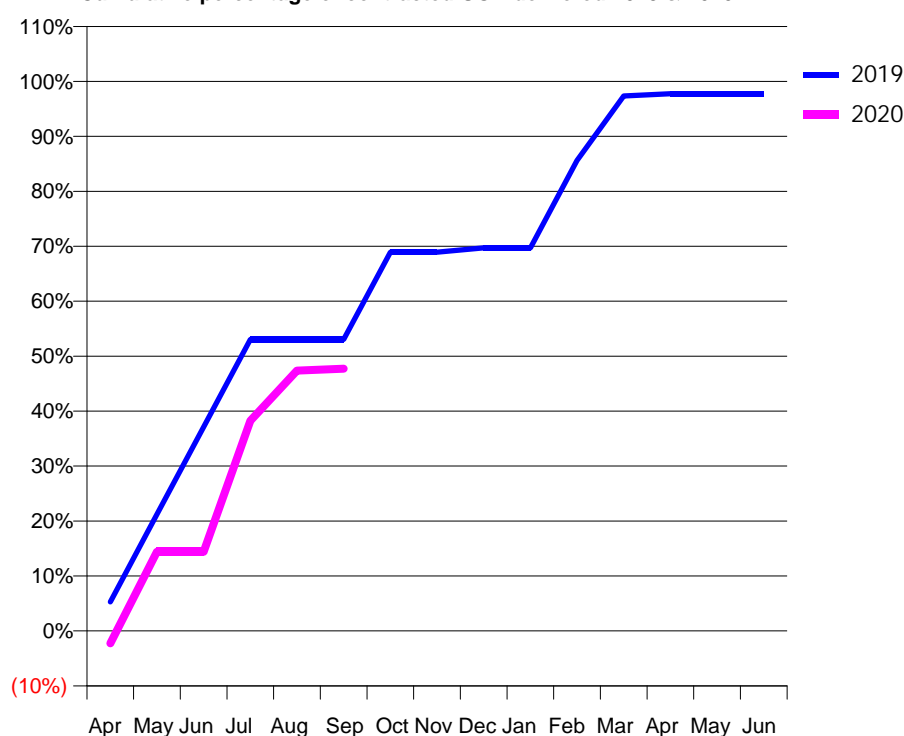
Q53 - Vital Signs Orthodontic At a Glance Contract Report for 179531/0002 - September 2019

| | | | |
|----------------------|-------------------------|---------------------------------------------|-------------|
| Name or company name | Mr & Mrs Parvis | 19/20 Contracted general activity (UDA) | 16,334 |
| Contract type name | GDS Contract | Carry forward general activity (UDA) | -148 |
| Purpose of contract | General and Orthodontic | 19/20 Contracted orthodontic activity (UOA) | 264 |
| Contract start date | 01/07/2013 | Carry forward orthodontic activity (UOA) | 6 |
| Contract end date | | Baseline contract value | £443,340.46 |

| ACCESS | Contract | England and Wales |
|----------------------------------------------|----------|-------------------|
| 24 month ratio of assessments to patient IDs | 1.09 | 1.07 |

| ACTIVITY | Contract |
|-------------------------------------------------------------------------------------------|----------|
| Contract assess and fit appliances (case starts) as a percentage of Area Team case starts | 0.2 % |

Cumulative percentage of contracted UOA delivered 2019 & 2020



| Month | Adjusted Scheduled Activity (UOA) | | |
|-----------|-----------------------------------|------|------|
| | 2018 | 2019 | 2020 |
| April | -3 | 14 | -6 |
| May | 19 | 56 | 38 |
| June | 41 | 98 | 38 |
| July | 41 | 140 | 101 |
| August | 83 | 140 | 125 |
| September | 147 | 140 | 126 |
| October | 170 | 182 | |
| November | 212 | 182 | |
| December | 254 | 184 | |
| January | 256 | 184 | |
| February | 256 | 226 | |
| March | 257 | 257 | |
| April | 257 | 258 | |
| May | 257 | 258 | |
| June | 257 | 258 | |

QUANTITY METRICS (rolling 12 month period)

| | Contract Quantity | Contract Base Number | Contract * | Area Team | Region | England |
|----------------------------------------------------------------------------------|-------------------|----------------------|------------|-----------|--------|---------|
| % of all assessments that were assess and fit appliances (case starts) | 11 | 30 | 36.7% | 57.8% | 56.3% | 57.9% |
| % of all assessments that were assess and refuse | 6 | 30 | 20.0% | 8.9% | 11.8% | 12.4% |
| % of all assessments that were assess and review | 13 | 30 | 43.3% | 33.3% | 31.9% | 29.7% |
| % of case starts with a reported IOTN of 3 and Aesthetic Component of 5 or below | 0 | 11 | <i>N/A</i> | 0.1% | 0.2% | 0.1% |
| % of case starts with a reported IOTN of 3 and Aesthetic Component of 6 or above | 0 | 11 | <i>N/A</i> | 3.6% | 4.0% | 4.0% |
| % of case starts with a reported IOTN of 4 | 8 | 11 | 72.7% | 71.9% | 76.4% | 78.0% |
| % of case starts with a reported IOTN of 5 | 3 | 11 | 27.3% | 16.8% | 17.9% | 16.6% |
| % of concluded courses in receipt of dual-arch fixed appliances | 3 | 9 | 33.3% | 73.5% | 70.6% | 74.0% |
| % of concluded courses where treatment was abandoned or discontinued | 0 | 9 | 0.0% | 6.4% | 9.8% | 8.5% |
| % of patients satisfied with the treatment they have received | 0 | 0 | <i>N/A</i> | 92.6% | 94.8% | 95.5% |

* Figures in italics indicate that the base number is less than 100.

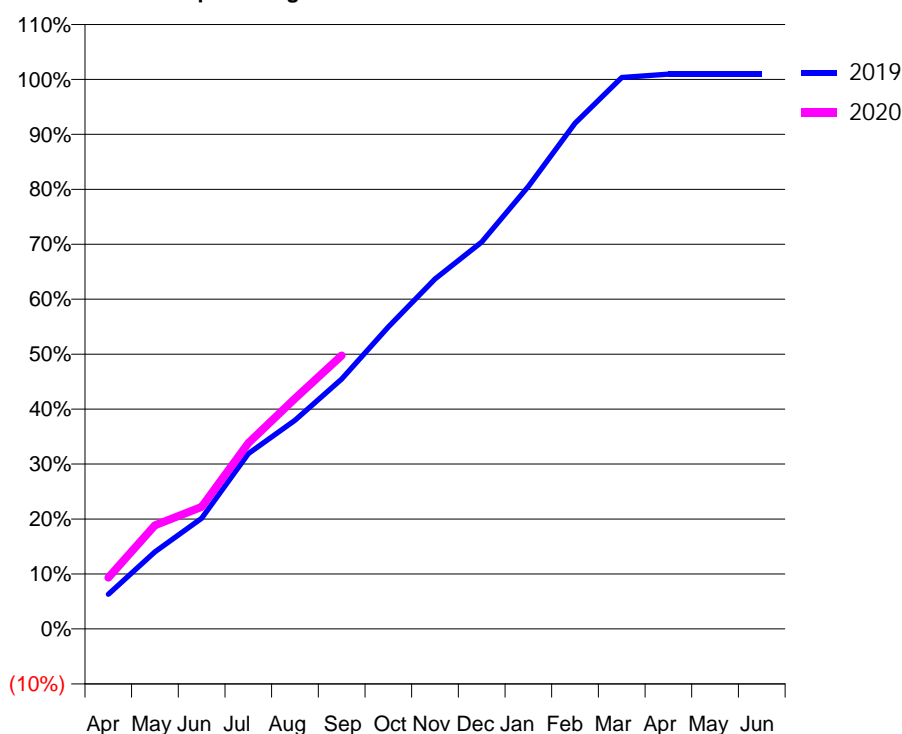
Q53 - Vital Signs Orthodontic At a Glance Contract Report for 193143/0002 - September 2019

| | | | |
|----------------------|-------------------------------------------|---------------------------------------------|-------------|
| Name or company name | Orthodontics for you (Bromsgrove) Limited | 19/20 Contracted general activity (UDA) | 0 |
| Contract type name | PDS Contract | Carry forward general activity (UDA) | 0 |
| Purpose of contract | Orthodontic | 19/20 Contracted orthodontic activity (UOA) | 6,467 |
| Contract start date | 01/06/2007 | Carry forward orthodontic activity (UOA) | -60 |
| Contract end date | 24/07/2020 | Baseline contract value | £433,982.08 |

| ACCESS | Contract | England and Wales |
|----------------------------------------------|----------|-------------------|
| 24 month ratio of assessments to patient IDs | 1.15 | 1.07 |

| ACTIVITY | Contract |
|-------------------------------------------------------------------------------------------|----------|
| Contract assess and fit appliances (case starts) as a percentage of Area Team case starts | 4.6 % |

Cumulative percentage of contracted UOA delivered 2019 & 2020



| Month | Adjusted Scheduled Activity (UOA) | | |
|-----------|-----------------------------------|-------|-------|
| | 2018 | 2019 | 2020 |
| April | 334 | 409 | 603 |
| May | 800 | 908 | 1,220 |
| June | 1,098 | 1,302 | 1,436 |
| July | 1,853 | 2,063 | 2,187 |
| August | 2,303 | 2,455 | 2,711 |
| September | 3,030 | 2,940 | 3,218 |
| October | 3,783 | 3,556 | |
| November | 4,194 | 4,117 | |
| December | 4,844 | 4,553 | |
| January | 5,275 | 5,208 | |
| February | 6,000 | 5,950 | |
| March | 6,608 | 6,488 | |
| April | 6,691 | 6,527 | |
| May | 6,691 | 6,527 | |
| June | 6,691 | 6,527 | |

QUANTITY METRICS (rolling 12 month period)

| | Contract Quantity | Contract Base Number | Contract * | Area Team | Region | England |
|----------------------------------------------------------------------------------|-------------------|----------------------|------------|-----------|--------|---------|
| % of all assessments that were assess and fit appliances (case starts) | 301 | 797 | 37.8% | 57.8% | 56.3% | 57.9% |
| % of all assessments that were assess and refuse | 92 | 797 | 11.5% | 8.9% | 11.8% | 12.4% |
| % of all assessments that were assess and review | 404 | 797 | 50.7% | 33.3% | 31.9% | 29.7% |
| % of case starts with a reported IOTN of 3 and Aesthetic Component of 5 or below | 0 | 301 | N/A | 0.1% | 0.2% | 0.1% |
| % of case starts with a reported IOTN of 3 and Aesthetic Component of 6 or above | 8 | 301 | 2.7% | 3.6% | 4.0% | 4.0% |
| % of case starts with a reported IOTN of 4 | 223 | 301 | 74.1% | 71.9% | 76.4% | 78.0% |
| % of case starts with a reported IOTN of 5 | 63 | 301 | 20.9% | 16.8% | 17.9% | 16.6 % |
| % of concluded courses in receipt of dual-arch fixed appliances | 171 | 212 | 80.7% | 73.5% | 70.6% | 74.0% |
| % of concluded courses where treatment was abandoned or discontinued | 16 | 212 | 7.5% | 6.4% | 9.8% | 8.5% |
| % of patients satisfied with the treatment they have received | 3 | 3 | 100.0% | 92.6% | 94.8% | 95.5% |

* Figures in italics indicate that the base number is less than 100.

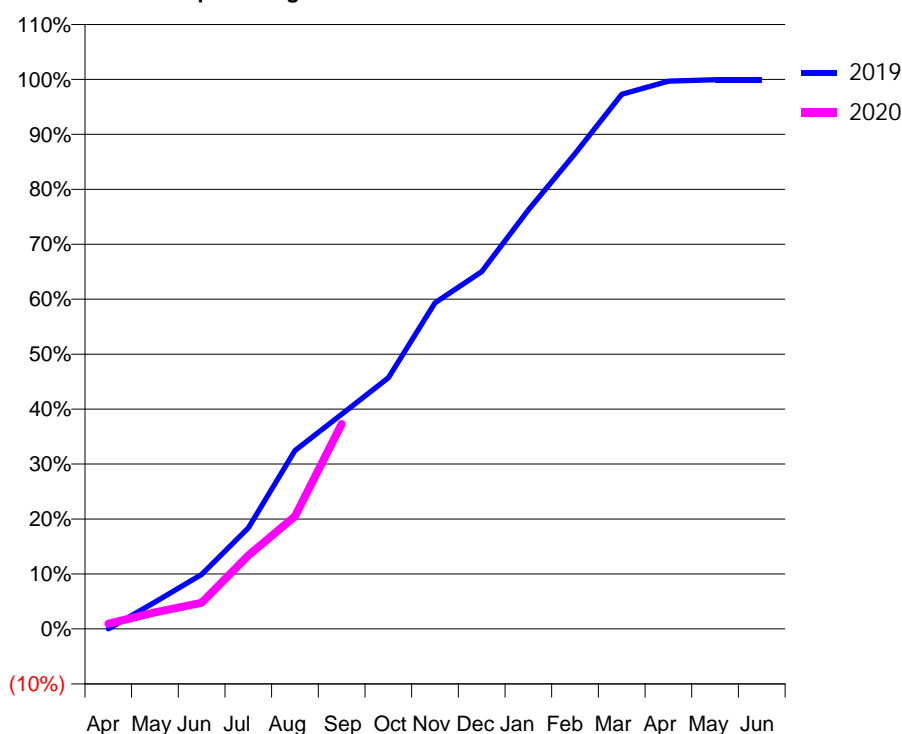
Q53 - Vital Signs Orthodontic At a Glance Contract Report for 198641/0001 - September 2019

| | | | |
|----------------------|-----------------------|---------------------------------------------|---------------|
| Name or company name | Pinnacle Orthodontics | 19/20 Contracted general activity (UDA) | 0 |
| Contract type name | PDS Contract | Carry forward general activity (UDA) | 0 |
| Purpose of contract | Orthodontic | 19/20 Contracted orthodontic activity (UOA) | 16,512 |
| Contract start date | 01/10/2012 | Carry forward orthodontic activity (UOA) | 10 |
| Contract end date | 21/08/2020 | Baseline contract value | £1,147,397.77 |

| ACCESS | Contract | England and Wales |
|----------------------------------------------|----------|-------------------|
| 24 month ratio of assessments to patient IDs | 1.05 | 1.07 |

| ACTIVITY | Contract |
|-------------------------------------------------------------------------------------------|----------|
| Contract assess and fit appliances (case starts) as a percentage of Area Team case starts | 11.7 % |

Cumulative percentage of contracted UOA delivered 2019 & 2020



| Month | Adjusted Scheduled Activity (UOA) | | |
|-----------|-----------------------------------|--------|-------|
| | 2018 | 2019 | 2020 |
| April | 127 | -4 | 159 |
| May | 568 | 806 | 497 |
| June | 1,114 | 1,637 | 788 |
| July | 2,299 | 3,035 | 2,209 |
| August | 4,553 | 5,361 | 3,384 |
| September | 6,329 | 6,451 | 6,157 |
| October | 6,888 | 7,549 | |
| November | 8,822 | 9,801 | |
| December | 11,307 | 10,737 | |
| January | 12,459 | 12,590 | |
| February | 14,941 | 14,277 | |
| March | 16,403 | 16,061 | |
| April | 16,508 | 16,460 | |
| May | 16,508 | 16,502 | |
| June | 16,508 | 16,502 | |

QUANTITY METRICS (rolling 12 month period)

| | Contract Quantity | Contract Base Number | Contract * | Area Team | Region | England |
|----------------------------------------------------------------------------------|-------------------|----------------------|------------|-----------|--------|---------|
| % of all assessments that were assess and fit appliances (case starts) | 765 | 1,100 | 69.5% | 57.8% | 56.3% | 57.9% |
| % of all assessments that were assess and refuse | 66 | 1,100 | 6.0% | 8.9% | 11.8% | 12.4% |
| % of all assessments that were assess and review | 269 | 1,100 | 24.5% | 33.3% | 31.9% | 29.7% |
| % of case starts with a reported IOTN of 3 and Aesthetic Component of 5 or below | 0 | 765 | N/A | 0.1% | 0.2% | 0.1% |
| % of case starts with a reported IOTN of 3 and Aesthetic Component of 6 or above | 33 | 765 | 4.3% | 3.6% | 4.0% | 4.0% |
| % of case starts with a reported IOTN of 4 | 573 | 765 | 74.9% | 71.9% | 76.4% | 78.0% |
| % of case starts with a reported IOTN of 5 | 159 | 765 | 20.8% | 16.8% | 17.9% | 16.6% |
| % of concluded courses in receipt of dual-arch fixed appliances | 514 | 588 | 87.4% | 73.5% | 70.6% | 74.0% |
| % of concluded courses where treatment was abandoned or discontinued | 58 | 588 | 9.9% | 6.4% | 9.8% | 8.5% |
| % of patients satisfied with the treatment they have received | 1 | 1 | 100.0% | 92.6% | 94.8% | 95.5% |

* Figures in italics indicate that the base number is less than 100.

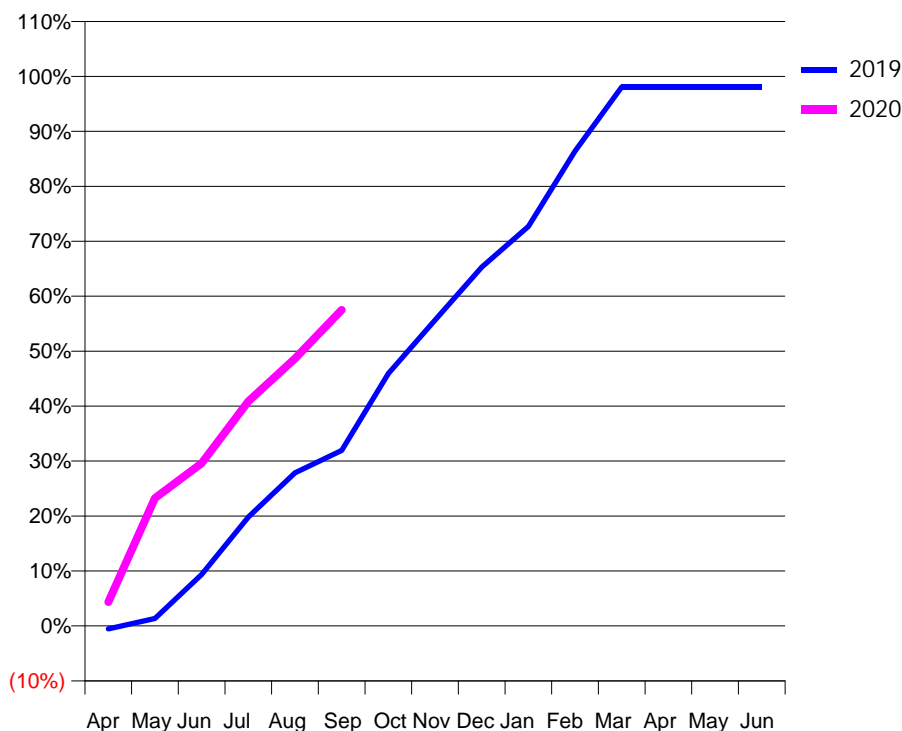
Q53 - Vital Signs Orthodontic At a Glance Contract Report for 239984/0001 - September 2019

| | | | |
|----------------------|---------------------------------|---------------------------------------------|-------------|
| Name or company name | Old Square Orthodontics Limited | 19/20 Contracted general activity (UDA) | 0 |
| Contract type name | PDS Contract | Carry forward general activity (UDA) | 0 |
| Purpose of contract | Orthodontic | 19/20 Contracted orthodontic activity (UOA) | 2,716 |
| Contract start date | 01/04/2006 | Carry forward orthodontic activity (UOA) | 52 |
| Contract end date | 21/08/2020 | Baseline contract value | £182,310.67 |

| ACCESS | Contract | England and Wales |
|----------------------------------------------|----------|-------------------|
| 24 month ratio of assessments to patient IDs | 1.04 | 1.07 |

| ACTIVITY | Contract |
|-------------------------------------------------------------------------------------------|----------|
| Contract assess and fit appliances (case starts) as a percentage of Area Team case starts | 2.5 % |

Cumulative percentage of contracted UOA delivered 2019 & 2020



| Month | Adjusted Scheduled Activity (UOA) | | |
|-----------|-----------------------------------|-------|-------|
| | 2018 | 2019 | 2020 |
| April | -91 | -15 | 118 |
| May | 305 | 37 | 632 |
| June | 697 | 254 | 804 |
| July | 956 | 538 | 1,110 |
| August | 1,093 | 757 | 1,321 |
| September | 1,093 | 867 | 1,562 |
| October | 1,317 | 1,248 | |
| November | 1,579 | 1,511 | |
| December | 1,742 | 1,773 | |
| January | 1,939 | 1,975 | |
| February | 2,097 | 2,346 | |
| March | 2,274 | 2,664 | |
| April | 2,699 | 2,664 | |
| May | 2,701 | 2,664 | |
| June | 2,701 | 2,664 | |

QUANTITY METRICS (rolling 12 month period)

| | Contract Quantity | Contract Base Number | Contract * | Area Team | Region | England |
|----------------------------------------------------------------------------------|-------------------|----------------------|------------|-----------|--------|---------|
| % of all assessments that were assess and fit appliances (case starts) | 161 | 297 | 54.2% | 57.8% | 56.3% | 57.9% |
| % of all assessments that were assess and refuse | 32 | 297 | 10.8% | 8.9% | 11.8% | 12.4% |
| % of all assessments that were assess and review | 104 | 297 | 35.0% | 33.3% | 31.9% | 29.7% |
| % of case starts with a reported IOTN of 3 and Aesthetic Component of 5 or below | 0 | 161 | N/A | 0.1% | 0.2% | 0.1% |
| % of case starts with a reported IOTN of 3 and Aesthetic Component of 6 or above | 0 | 161 | N/A | 3.6% | 4.0% | 4.0% |
| % of case starts with a reported IOTN of 4 | 129 | 161 | 80.1% | 71.9% | 76.4% | 78.0% |
| % of case starts with a reported IOTN of 5 | 26 | 161 | 16.1% | 16.8% | 17.9% | 16.6 % |
| % of concluded courses in receipt of dual-arch fixed appliances | 15 | 117 | 12.8% | 73.5% | 70.6% | 74.0% |
| % of concluded courses where treatment was abandoned or discontinued | 3 | 117 | 2.6% | 6.4% | 9.8% | 8.5% |
| % of patients satisfied with the treatment they have received | 1 | 1 | 100.0% | 92.6% | 94.8% | 95.5% |

* Figures in italics indicate that the base number is less than 100.

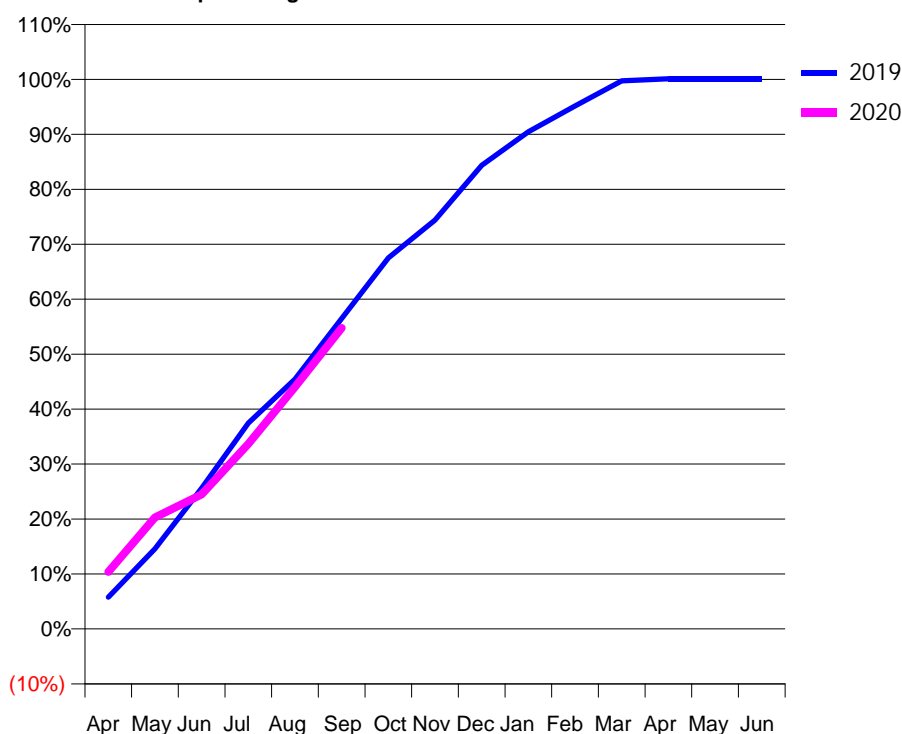
Q53 - Vital Signs Orthodontic At a Glance Contract Report for 243868/0006 - September 2019

| | | | |
|----------------------|-------------------------------------|---------------------------------------------|-------------|
| Name or company name | HOLYWELL HOUSE ORTHODONTICS LIMITED | 19/20 Contracted general activity (UDA) | 0 |
| Contract type name | PDS Contract | Carry forward general activity (UDA) | 0 |
| Purpose of contract | Orthodontic | 19/20 Contracted orthodontic activity (UOA) | 5,516 |
| Contract start date | 01/04/2007 | Carry forward orthodontic activity (UOA) | -6 |
| Contract end date | 21/08/2020 | Baseline contract value | £370,259.57 |

| ACCESS | Contract | England and Wales |
|----------------------------------------------|----------|-------------------|
| 24 month ratio of assessments to patient IDs | 1.00 | 1.07 |

| ACTIVITY | Contract |
|-------------------------------------------------------------------------------------------|----------|
| Contract assess and fit appliances (case starts) as a percentage of Area Team case starts | 4.0 % |

Cumulative percentage of contracted UOA delivered 2019 & 2020



| Month | Adjusted Scheduled Activity (UOA) | | |
|-----------|-----------------------------------|-------|-------|
| | 2018 | 2019 | 2020 |
| April | 87 | 319 | 573 |
| May | 507 | 804 | 1,119 |
| June | 801 | 1,413 | 1,350 |
| July | 1,179 | 2,066 | 1,858 |
| August | 1,288 | 2,507 | 2,429 |
| September | 1,751 | 3,116 | 3,021 |
| October | 2,068 | 3,725 | |
| November | 2,660 | 4,103 | |
| December | 3,374 | 4,653 | |
| January | 3,861 | 4,991 | |
| February | 4,386 | 5,249 | |
| March | 5,352 | 5,501 | |
| April | 5,541 | 5,522 | |
| May | 5,541 | 5,522 | |
| June | 5,541 | 5,522 | |

QUANTITY METRICS (rolling 12 month period)

| | Contract Quantity | Contract Base Number | Contract * | Area Team | Region | England |
|----------------------------------------------------------------------------------|-------------------|----------------------|------------|-----------|--------|---------|
| % of all assessments that were assess and fit appliances (case starts) | 263 | 263 | 100.0% | 57.8% | 56.3% | 57.9% |
| % of all assessments that were assess and refuse | 0 | 263 | 0.0% | 8.9% | 11.8% | 12.4% |
| % of all assessments that were assess and review | 0 | 263 | 0.0% | 33.3% | 31.9% | 29.7% |
| % of case starts with a reported IOTN of 3 and Aesthetic Component of 5 or below | 0 | 263 | N/A | 0.1% | 0.2% | 0.1% |
| % of case starts with a reported IOTN of 3 and Aesthetic Component of 6 or above | 0 | 263 | N/A | 3.6% | 4.0% | 4.0% |
| % of case starts with a reported IOTN of 4 | 204 | 263 | 77.6% | 71.9% | 76.4% | 78.0% |
| % of case starts with a reported IOTN of 5 | 59 | 263 | 22.4% | 16.8% | 17.9% | 16.6 % |
| % of concluded courses in receipt of dual-arch fixed appliances | 26 | 202 | 12.9% | 73.5% | 70.6% | 74.0% |
| % of concluded courses where treatment was abandoned or discontinued | 7 | 202 | 3.5% | 6.4% | 9.8% | 8.5% |
| % of patients satisfied with the treatment they have received | 0 | 0 | N/A | 92.6% | 94.8% | 95.5% |

* Figures in italics indicate that the base number is less than 100.

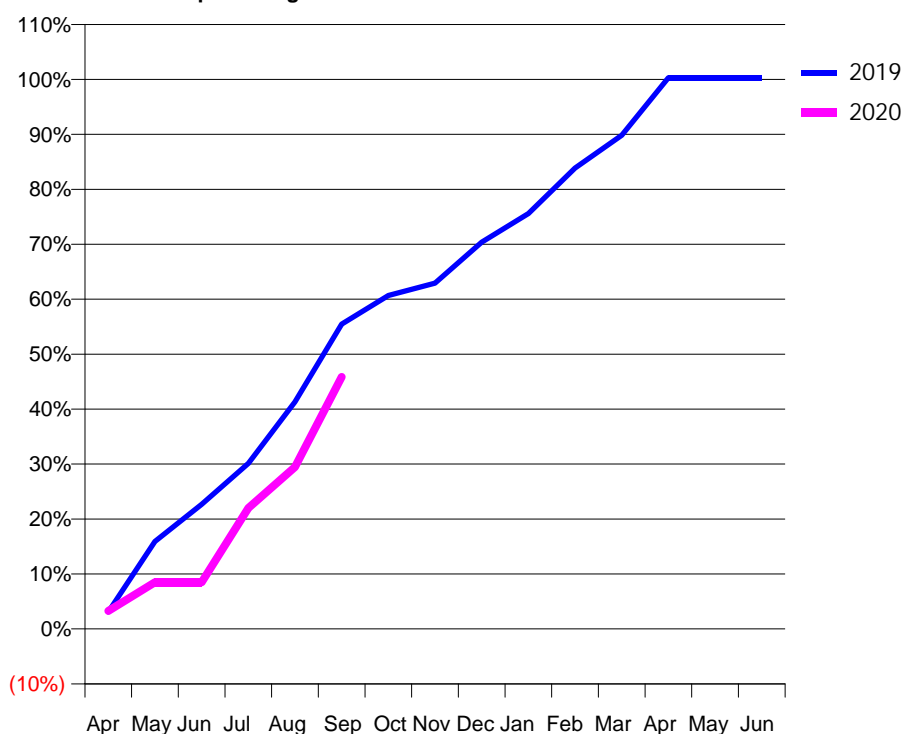
Q53 - Vital Signs Orthodontic At a Glance Contract Report for 243868/0009 - September 2019

| | | | |
|----------------------|-------------------------------------|---------------------------------------------|-------------|
| Name or company name | HOLYWELL HOUSE ORTHODONTICS LIMITED | 19/20 Contracted general activity (UDA) | 0 |
| Contract type name | PDS Contract | Carry forward general activity (UDA) | 0 |
| Purpose of contract | Orthodontic | 19/20 Contracted orthodontic activity (UOA) | 2,818 |
| Contract start date | 01/10/2008 | Carry forward orthodontic activity (UOA) | -9 |
| Contract end date | 21/08/2020 | Baseline contract value | £189,157.27 |

| ACCESS | Contract | England and Wales |
|----------------------------------------------|----------|-------------------|
| 24 month ratio of assessments to patient IDs | 1.00 | 1.07 |

| ACTIVITY | Contract |
|-------------------------------------------------------------------------------------------|----------|
| Contract assess and fit appliances (case starts) as a percentage of Area Team case starts | 1.8 % |

Cumulative percentage of contracted UOA delivered 2019 & 2020



| Month | Adjusted Scheduled Activity (UOA) | | |
|-----------|-----------------------------------|-------|-------|
| | 2018 | 2019 | 2020 |
| April | 247 | 87 | 93 |
| May | 608 | 448 | 240 |
| June | 692 | 639 | 240 |
| July | 881 | 849 | 620 |
| August | 965 | 1,164 | 830 |
| September | 1,134 | 1,563 | 1,292 |
| October | 1,366 | 1,710 | |
| November | 1,639 | 1,773 | |
| December | 1,810 | 1,983 | |
| January | 1,895 | 2,130 | |
| February | 2,275 | 2,363 | |
| March | 2,548 | 2,531 | |
| April | 2,821 | 2,827 | |
| May | 2,821 | 2,827 | |
| June | 2,821 | 2,827 | |

QUANTITY METRICS (rolling 12 month period)

| | Contract Quantity | Contract Base Number | Contract * | Area Team | Region | England |
|----------------------------------------------------------------------------------|-------------------|----------------------|------------|-----------|--------|---------|
| % of all assessments that were assess and fit appliances (case starts) | 121 | 121 | 100.0% | 57.8% | 56.3% | 57.9% |
| % of all assessments that were assess and refuse | 0 | 121 | 0.0% | 8.9% | 11.8% | 12.4% |
| % of all assessments that were assess and review | 0 | 121 | 0.0% | 33.3% | 31.9% | 29.7% |
| % of case starts with a reported IOTN of 3 and Aesthetic Component of 5 or below | 0 | 121 | N/A | 0.1% | 0.2% | 0.1% |
| % of case starts with a reported IOTN of 3 and Aesthetic Component of 6 or above | 1 | 121 | 0.8% | 3.6% | 4.0% | 4.0% |
| % of case starts with a reported IOTN of 4 | 103 | 121 | 85.1% | 71.9% | 76.4% | 78.0% |
| % of case starts with a reported IOTN of 5 | 17 | 121 | 14.0% | 16.8% | 17.9% | 16.6 % |
| % of concluded courses in receipt of dual-arch fixed appliances | 7 | 91 | 7.7% | 73.5% | 70.6% | 74.0% |
| % of concluded courses where treatment was abandoned or discontinued | 6 | 91 | 6.6% | 6.4% | 9.8% | 8.5% |
| % of patients satisfied with the treatment they have received | 0 | 0 | N/A | 92.6% | 94.8% | 95.5% |

* Figures in italics indicate that the base number is less than 100.

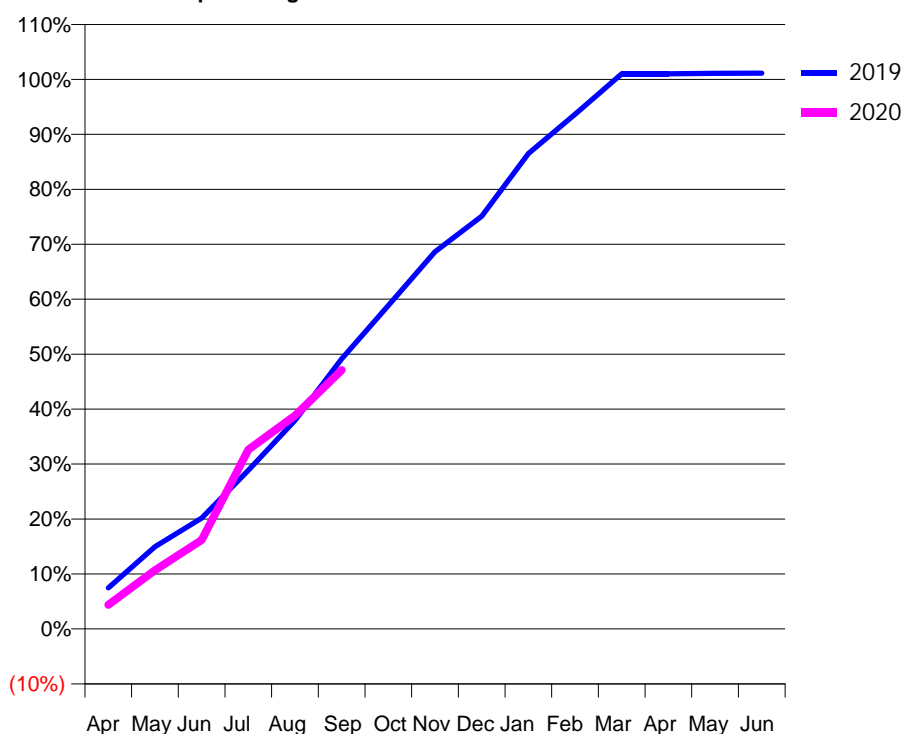
Q53 - Vital Signs Orthodontic At a Glance Contract Report for 274895/0001 - September 2019

| | | | |
|----------------------|----------------------------------|---------------------------------------------|---------------|
| Name or company name | Accessible Orthodontics (AD) Ltd | 19/20 Contracted general activity (UDA) | 0 |
| Contract type name | PDS Contract | Carry forward general activity (UDA) | 0 |
| Purpose of contract | Orthodontic | 19/20 Contracted orthodontic activity (UOA) | 17,407 |
| Contract start date | 01/04/2006 | Carry forward orthodontic activity (UOA) | -196 |
| Contract end date | 21/08/2020 | Baseline contract value | £1,168,438.82 |

| ACCESS | Contract | England and Wales |
|----------------------------------------------|----------|-------------------|
| 24 month ratio of assessments to patient IDs | 1.05 | 1.07 |

| ACTIVITY | Contract |
|-------------------------------------------------------------------------------------------|----------|
| Contract assess and fit appliances (case starts) as a percentage of Area Team case starts | 11.9 % |

Cumulative percentage of contracted UOA delivered 2019 & 2020



| Month | Adjusted Scheduled Activity (UOA) | | |
|-----------|-----------------------------------|--------|-------|
| | 2018 | 2019 | 2020 |
| April | 690 | 1,302 | 763 |
| May | 2,135 | 2,604 | 1,861 |
| June | 3,523 | 3,513 | 2,814 |
| July | 5,498 | 5,025 | 5,678 |
| August | 7,157 | 6,603 | 6,758 |
| September | 9,152 | 8,557 | 8,202 |
| October | 10,265 | 10,244 | |
| November | 11,819 | 11,946 | |
| December | 13,199 | 13,073 | |
| January | 14,108 | 15,057 | |
| February | 16,044 | 16,299 | |
| March | 17,512 | 17,581 | |
| April | 17,533 | 17,581 | |
| May | 17,533 | 17,602 | |
| June | 17,533 | 17,603 | |

QUANTITY METRICS (rolling 12 month period)

| | Contract Quantity | Contract Base Number | Contract * | Area Team | Region | England |
|----------------------------------------------------------------------------------|-------------------|----------------------|------------|-----------|--------|---------|
| % of all assessments that were assess and fit appliances (case starts) | 781 | 1,474 | 53.0% | 57.8% | 56.3% | 57.9% |
| % of all assessments that were assess and refuse | 0 | 1,474 | 0.0% | 8.9% | 11.8% | 12.4% |
| % of all assessments that were assess and review | 693 | 1,474 | 47.0% | 33.3% | 31.9% | 29.7% |
| % of case starts with a reported IOTN of 3 and Aesthetic Component of 5 or below | 2 | 781 | 0.3% | 0.1% | 0.2% | 0.1% |
| % of case starts with a reported IOTN of 3 and Aesthetic Component of 6 or above | 79 | 781 | 10.1% | 3.6% | 4.0% | 4.0% |
| % of case starts with a reported IOTN of 4 | 562 | 781 | 72.0% | 71.9% | 76.4% | 78.0% |
| % of case starts with a reported IOTN of 5 | 138 | 781 | 17.7% | 16.8% | 17.9% | 16.6 % |
| % of concluded courses in receipt of dual-arch fixed appliances | 729 | 739 | 98.6% | 73.5% | 70.6% | 74.0% |
| % of concluded courses where treatment was abandoned or discontinued | 6 | 739 | 0.8% | 6.4% | 9.8% | 8.5% |
| % of patients satisfied with the treatment they have received | 2 | 2 | 100.0% | 92.6% | 94.8% | 95.5% |

* Figures in italics indicate that the base number is less than 100.

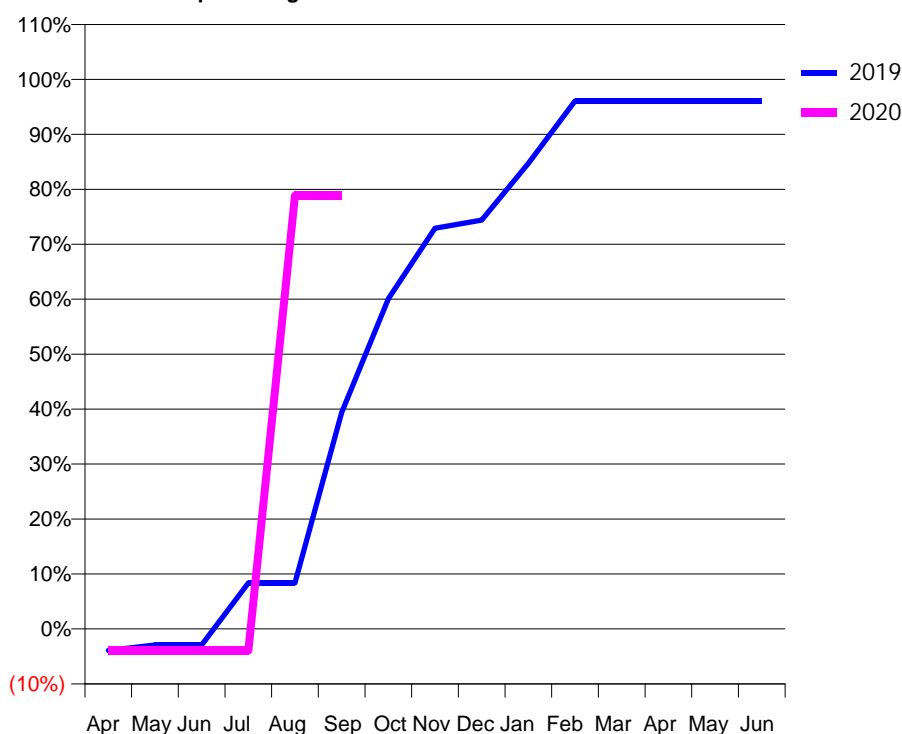
Q53 - Vital Signs Orthodontic At a Glance Contract Report for 325708/0006 - September 2019

| | | | |
|----------------------|------------------------------------------------------|---------------------------------------------|-------------|
| Name or company name | Balbir S Bhandal, Amrik S Bhandal & Baljit S Bhandal | 19/20 Contracted general activity (UDA) | 23,158 |
| Contract type name | GDS Contract | Carry forward general activity (UDA) | 151 |
| Purpose of contract | General and Orthodontic | 19/20 Contracted orthodontic activity (UOA) | 203 |
| Contract start date | 01/04/2006 | Carry forward orthodontic activity (UOA) | 8 |
| Contract end date | | Baseline contract value | £568,418.51 |

| ACCESS | Contract | England and Wales |
|----------------------------------------------|----------|-------------------|
| 24 month ratio of assessments to patient IDs | 1.15 | 1.07 |

| ACTIVITY | Contract |
|-------------------------------------------------------------------------------------------|----------|
| Contract assess and fit appliances (case starts) as a percentage of Area Team case starts | 0.2 % |

Cumulative percentage of contracted UOA delivered 2019 & 2020



| Month | Adjusted Scheduled Activity (UOA) | | |
|-----------|-----------------------------------|------|------|
| | 2018 | 2019 | 2020 |
| April | -7 | -8 | -8 |
| May | -6 | -6 | -8 |
| June | -6 | -6 | -8 |
| July | 36 | 17 | -8 |
| August | 164 | 17 | 160 |
| September | 187 | 80 | 160 |
| October | 192 | 122 | |
| November | 193 | 148 | |
| December | 193 | 151 | |
| January | 193 | 172 | |
| February | 193 | 195 | |
| March | 195 | 195 | |
| April | 195 | 195 | |
| May | 195 | 195 | |
| June | 195 | 195 | |

QUANTITY METRICS (rolling 12 month period)

| | Contract Quantity | Contract Base Number | Contract * | Area Team | Region | England |
|----------------------------------------------------------------------------------|-------------------|----------------------|------------|-----------|--------|---------|
| % of all assessments that were assess and fit appliances (case starts) | 13 | 23 | 56.5% | 57.8% | 56.3% | 57.9% |
| % of all assessments that were assess and refuse | 3 | 23 | 13.0% | 8.9% | 11.8% | 12.4% |
| % of all assessments that were assess and review | 7 | 23 | 30.4% | 33.3% | 31.9% | 29.7% |
| % of case starts with a reported IOTN of 3 and Aesthetic Component of 5 or below | 0 | 13 | <i>N/A</i> | 0.1% | 0.2% | 0.1% |
| % of case starts with a reported IOTN of 3 and Aesthetic Component of 6 or above | 0 | 13 | <i>N/A</i> | 3.6% | 4.0% | 4.0% |
| % of case starts with a reported IOTN of 4 | 12 | 13 | 92.3% | 71.9% | 76.4% | 78.0% |
| % of case starts with a reported IOTN of 5 | 1 | 13 | 7.7% | 16.8% | 17.9% | 16.6% |
| % of concluded courses in receipt of dual-arch fixed appliances | 4 | 6 | 66.7% | 73.5% | 70.6% | 74.0% |
| % of concluded courses where treatment was abandoned or discontinued | 2 | 6 | 33.3% | 6.4% | 9.8% | 8.5% |
| % of patients satisfied with the treatment they have received | 0 | 0 | <i>N/A</i> | 92.6% | 94.8% | 95.5% |

* Figures in italics indicate that the base number is less than 100.

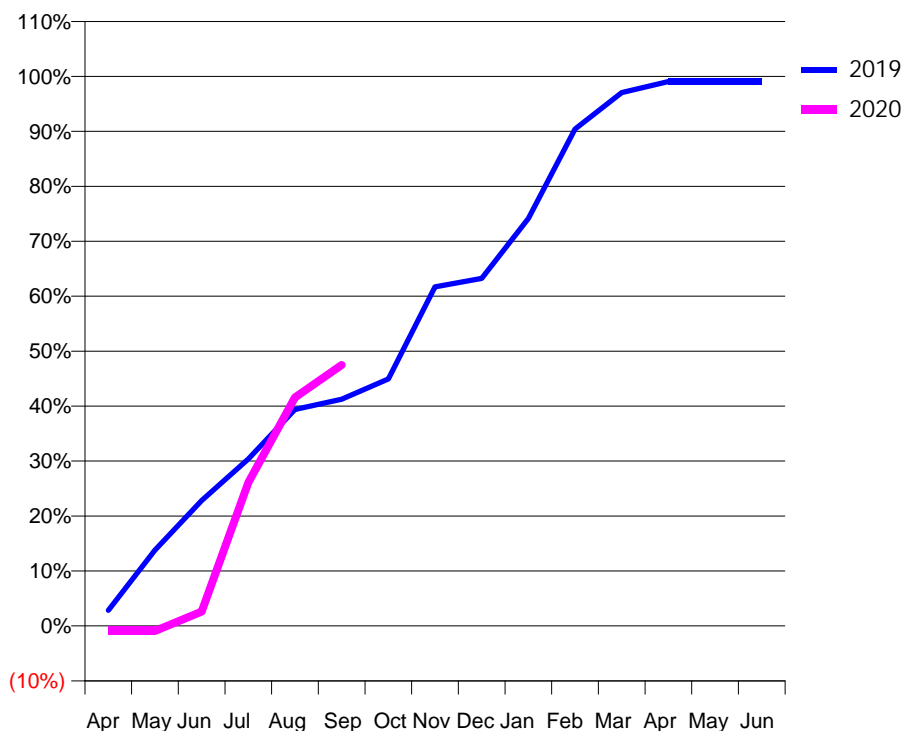
Q53 - Vital Signs Orthodontic At a Glance Contract Report for 574422/0001 - September 2019

| | | | |
|----------------------|--------------------------|---------------------------------------------|-------------|
| Name or company name | Mr R Osman & Mr AH Osman | 19/20 Contracted general activity (UDA) | 5,528 |
| Contract type name | GDS Contract | Carry forward general activity (UDA) | 0 |
| Purpose of contract | General and Orthodontic | 19/20 Contracted orthodontic activity (UOA) | 1,188 |
| Contract start date | 01/04/2006 | Carry forward orthodontic activity (UOA) | 11 |
| Contract end date | | Baseline contract value | £213,099.11 |

| ACCESS | Contract | England and Wales |
|----------------------------------------------|----------|-------------------|
| 24 month ratio of assessments to patient IDs | 1.14 | 1.07 |

| ACTIVITY | Contract |
|-------------------------------------------------------------------------------------------|----------|
| Contract assess and fit appliances (case starts) as a percentage of Area Team case starts | 0.9 % |

Cumulative percentage of contracted UOA delivered 2019 & 2020



| Month | Adjusted Scheduled Activity (UOA) | | |
|-----------|-----------------------------------|-------|------|
| | 2018 | 2019 | 2020 |
| April | 294 | 34 | -11 |
| May | 529 | 164 | -11 |
| June | 571 | 271 | 31 |
| July | 572 | 361 | 310 |
| August | 608 | 468 | 494 |
| September | 650 | 490 | 564 |
| October | 695 | 534 | |
| November | 763 | 733 | |
| December | 796 | 751 | |
| January | 800 | 881 | |
| February | 874 | 1,074 | |
| March | 1,090 | 1,153 | |
| April | 1,178 | 1,177 | |
| May | 1,178 | 1,177 | |
| June | 1,179 | 1,177 | |

QUANTITY METRICS (rolling 12 month period)

| | Contract Quantity | Contract Base Number | Contract * | Area Team | Region | England |
|----------------------------------------------------------------------------------|-------------------|----------------------|------------|-----------|--------|---------|
| % of all assessments that were assess and fit appliances (case starts) | 61 | 135 | 45.2% | 57.8% | 56.3% | 57.9% |
| % of all assessments that were assess and refuse | 16 | 135 | 11.9% | 8.9% | 11.8% | 12.4% |
| % of all assessments that were assess and review | 58 | 135 | 43.0% | 33.3% | 31.9% | 29.7% |
| % of case starts with a reported IOTN of 3 and Aesthetic Component of 5 or below | 1 | 61 | 1.6% | 0.1% | 0.2% | 0.1% |
| % of case starts with a reported IOTN of 3 and Aesthetic Component of 6 or above | 3 | 61 | 4.9% | 3.6% | 4.0% | 4.0% |
| % of case starts with a reported IOTN of 4 | 50 | 61 | 82.0% | 71.9% | 76.4% | 78.0% |
| % of case starts with a reported IOTN of 5 | 6 | 61 | 9.8% | 16.8% | 17.9% | 16.6% |
| % of concluded courses in receipt of dual-arch fixed appliances | 51 | 67 | 76.1% | 73.5% | 70.6% | 74.0% |
| % of concluded courses where treatment was abandoned or discontinued | 11 | 67 | 16.4% | 6.4% | 9.8% | 8.5% |
| % of patients satisfied with the treatment they have received | 0 | 0 | N/A | 92.6% | 94.8% | 95.5% |

* Figures in italics indicate that the base number is less than 100.

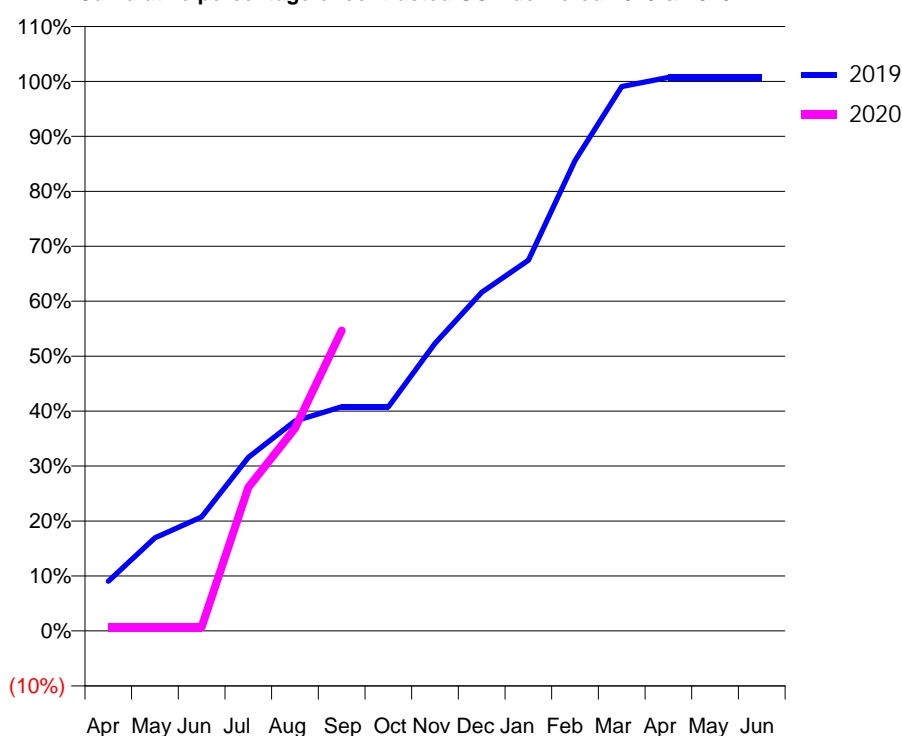
Q53 - Vital Signs Orthodontic At a Glance Contract Report for 574422/0002 - September 2019

| | | | |
|----------------------|--------------------------|---------------------------------------------|-------------|
| Name or company name | Mr R Osman & Mr AH Osman | 19/20 Contracted general activity (UDA) | 30,693 |
| Contract type name | GDS Contract | Carry forward general activity (UDA) | 1,111 |
| Purpose of contract | General and Orthodontic | 19/20 Contracted orthodontic activity (UOA) | 1,672 |
| Contract start date | 01/04/2006 | Carry forward orthodontic activity (UOA) | -12 |
| Contract end date | | Baseline contract value | £919,203.70 |

| ACCESS | Contract | England and Wales |
|----------------------------------------------|----------|-------------------|
| 24 month ratio of assessments to patient IDs | 1.11 | 1.07 |

| ACTIVITY | Contract |
|-------------------------------------------------------------------------------------------|----------|
| Contract assess and fit appliances (case starts) as a percentage of Area Team case starts | 1.3 % |

Cumulative percentage of contracted UOA delivered 2019 & 2020



| Month | Adjusted Scheduled Activity (UOA) | | |
|-----------|-----------------------------------|-------|------|
| | 2018 | 2019 | 2020 |
| April | 135 | 151 | 12 |
| May | 808 | 283 | 12 |
| June | 1,039 | 347 | 12 |
| July | 1,081 | 528 | 437 |
| August | 1,132 | 639 | 616 |
| September | 1,219 | 682 | 914 |
| October | 1,240 | 682 | |
| November | 1,240 | 875 | |
| December | 1,293 | 1,030 | |
| January | 1,319 | 1,128 | |
| February | 1,387 | 1,431 | |
| March | 1,609 | 1,656 | |
| April | 1,673 | 1,684 | |
| May | 1,673 | 1,684 | |
| June | 1,673 | 1,684 | |

QUANTITY METRICS (rolling 12 month period)

| | Contract Quantity | Contract Base Number | Contract * | Area Team | Region | England |
|----------------------------------------------------------------------------------|-------------------|----------------------|------------|-----------|--------|---------|
| % of all assessments that were assess and fit appliances (case starts) | 87 | 189 | 46.0% | 57.8% | 56.3% | 57.9% |
| % of all assessments that were assess and refuse | 33 | 189 | 17.5% | 8.9% | 11.8% | 12.4% |
| % of all assessments that were assess and review | 69 | 189 | 36.5% | 33.3% | 31.9% | 29.7% |
| % of case starts with a reported IOTN of 3 and Aesthetic Component of 5 or below | 1 | 87 | 1.1% | 0.1% | 0.2% | 0.1% |
| % of case starts with a reported IOTN of 3 and Aesthetic Component of 6 or above | 1 | 87 | 1.1% | 3.6% | 4.0% | 4.0% |
| % of case starts with a reported IOTN of 4 | 77 | 87 | 88.5% | 71.9% | 76.4% | 78.0% |
| % of case starts with a reported IOTN of 5 | 7 | 87 | 8.0% | 16.8% | 17.9% | 16.6% |
| % of concluded courses in receipt of dual-arch fixed appliances | 43 | 66 | 65.2% | 73.5% | 70.6% | 74.0% |
| % of concluded courses where treatment was abandoned or discontinued | 14 | 66 | 21.2% | 6.4% | 9.8% | 8.5% |
| % of patients satisfied with the treatment they have received | 0 | 0 | N/A | 92.6% | 94.8% | 95.5% |

* Figures in italics indicate that the base number is less than 100.

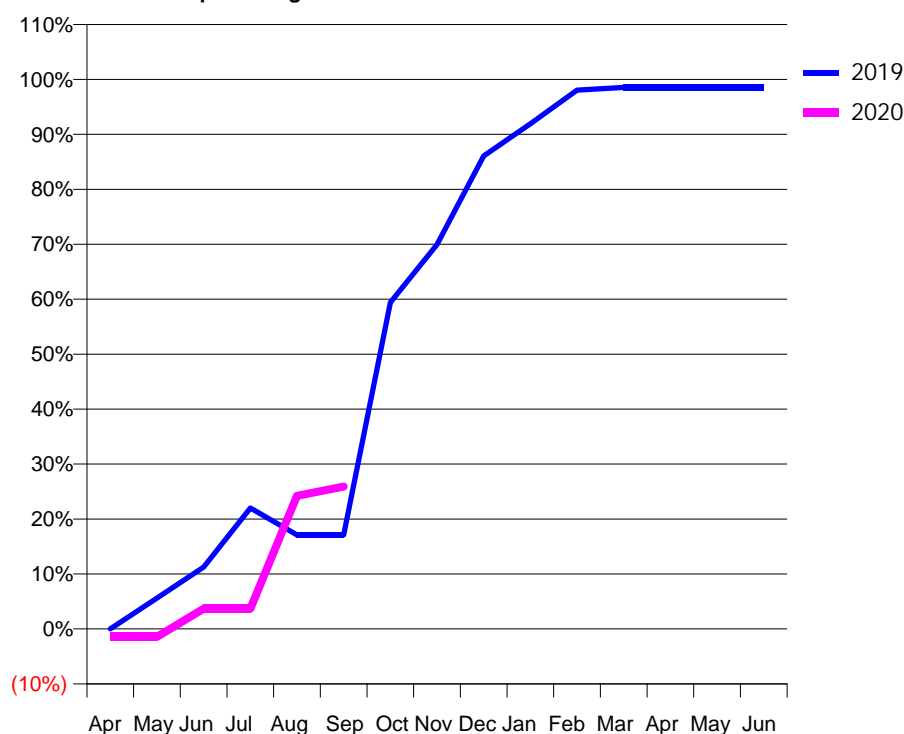
Q53 - Vital Signs Orthodontic At a Glance Contract Report for 619744/0006 - September 2019

| | | | |
|----------------------|---------------------------------------|---------------------------------------------|-------------|
| Name or company name | Dehal, Williams, Kavangh and Kavanagh | 19/20 Contracted general activity (UDA) | 7,452 |
| Contract type name | GDS Contract | Carry forward general activity (UDA) | 33 |
| Purpose of contract | General and Orthodontic | 19/20 Contracted orthodontic activity (UOA) | 409 |
| Contract start date | 02/07/2012 | Carry forward orthodontic activity (UOA) | 6 |
| Contract end date | | Baseline contract value | £184,880.10 |

| ACCESS | Contract | England and Wales |
|----------------------------------------------|----------|-------------------|
| 24 month ratio of assessments to patient IDs | 1.18 | 1.07 |

| ACTIVITY | Contract |
|-------------------------------------------------------------------------------------------|----------|
| Contract assess and fit appliances (case starts) as a percentage of Area Team case starts | 0.3 % |

Cumulative percentage of contracted UOA delivered 2019 & 2020



| Month | Adjusted Scheduled Activity (UOA) | | |
|-----------|-----------------------------------|------|------|
| | 2018 | 2019 | 2020 |
| April | 9 | 0 | -6 |
| May | 9 | 23 | -6 |
| June | 58 | 46 | 15 |
| July | 80 | 90 | 15 |
| August | 132 | 70 | 99 |
| September | 134 | 70 | 106 |
| October | 136 | 243 | |
| November | 284 | 286 | |
| December | 347 | 352 | |
| January | 347 | 376 | |
| February | 352 | 401 | |
| March | 360 | 403 | |
| April | 382 | 403 | |
| May | 382 | 403 | |
| June | 382 | 403 | |

QUANTITY METRICS (rolling 12 month period)

| | Contract Quantity | Contract Base Number | Contract * | Area Team | Region | England |
|----------------------------------------------------------------------------------|-------------------|----------------------|------------|-----------|--------|---------|
| % of all assessments that were assess and fit appliances (case starts) | 20 | 45 | 44.4% | 57.8% | 56.3% | 57.9% |
| % of all assessments that were assess and refuse | 3 | 45 | 6.7% | 8.9% | 11.8% | 12.4% |
| % of all assessments that were assess and review | 22 | 45 | 48.9% | 33.3% | 31.9% | 29.7% |
| % of case starts with a reported IOTN of 3 and Aesthetic Component of 5 or below | 0 | 20 | N/A | 0.1% | 0.2% | 0.1% |
| % of case starts with a reported IOTN of 3 and Aesthetic Component of 6 or above | 2 | 20 | 10.0% | 3.6% | 4.0% | 4.0% |
| % of case starts with a reported IOTN of 4 | 15 | 20 | 75.0% | 71.9% | 76.4% | 78.0% |
| % of case starts with a reported IOTN of 5 | 3 | 20 | 15.0% | 16.8% | 17.9% | 16.6% |
| % of concluded courses in receipt of dual-arch fixed appliances | 8 | 8 | 100.0% | 73.5% | 70.6% | 74.0% |
| % of concluded courses where treatment was abandoned or discontinued | 0 | 8 | 0.0% | 6.4% | 9.8% | 8.5% |
| % of patients satisfied with the treatment they have received | 0 | 0 | N/A | 92.6% | 94.8% | 95.5% |

* Figures in italics indicate that the base number is less than 100.

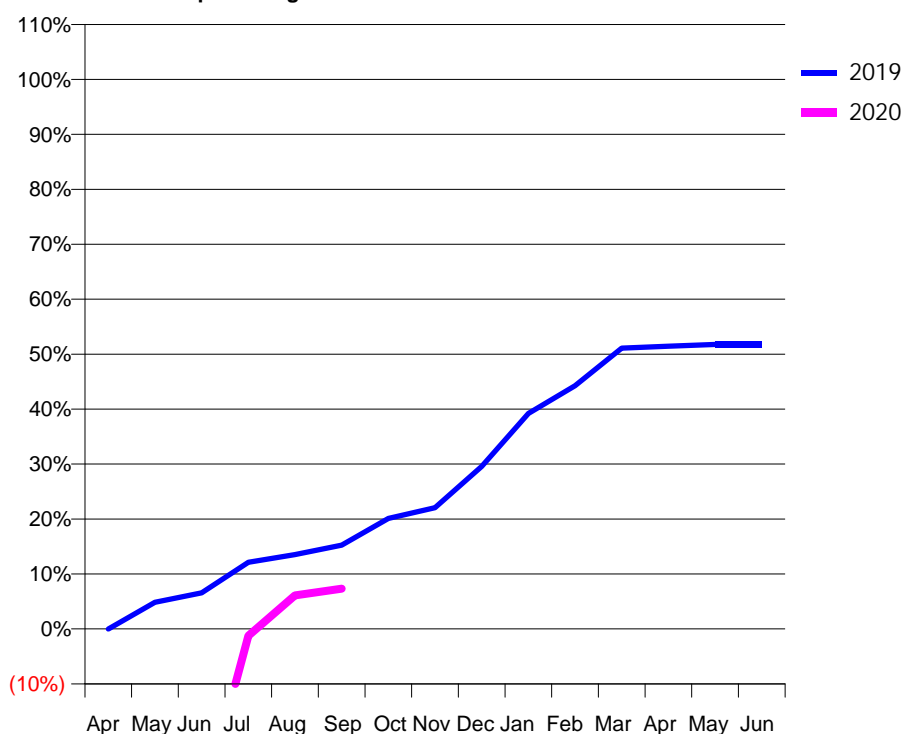
Q53 - Vital Signs Orthodontic At a Glance Contract Report for 732052/0003 - September 2019

| | | | |
|----------------------|-----------------------------------------------------|---------------------------------------------|---------------|
| Name or company name | Balbir S Bhandal, Amrik S Bhandal & Baljit S Bhande | 19/20 Contracted general activity (UDA) | 100,734 |
| Contract type name | GDS Contract | Carry forward general activity (UDA) | 3,309 |
| Purpose of contract | General and Orthodontic | 19/20 Contracted orthodontic activity (UOA) | 3,423 |
| Contract start date | 01/04/2006 | Carry forward orthodontic activity (UOA) | 2,206 |
| Contract end date | | Baseline contract value | £3,018,582.56 |

| ACCESS | Contract | England and Wales |
|----------------------------------------------|----------|-------------------|
| 24 month ratio of assessments to patient IDs | 1.05 | 1.07 |

| ACTIVITY | Contract |
|-------------------------------------------------------------------------------------------|----------|
| Contract assess and fit appliances (case starts) as a percentage of Area Team case starts | 3.5 % |

Cumulative percentage of contracted UOA delivered 2019 & 2020



| Month | Adjusted Scheduled Activity (UOA) | | |
|-----------|-----------------------------------|-------|--------|
| | 2018 | 2019 | 2020 |
| April | 69 | -3 | -2,143 |
| May | 764 | 318 | -1,156 |
| June | 1,276 | 431 | -1,135 |
| July | 1,584 | 798 | -43 |
| August | 1,820 | 890 | 209 |
| September | 1,953 | 1,002 | 251 |
| October | 2,362 | 1,321 | - |
| November | 2,585 | 1,450 | - |
| December | 2,720 | 1,943 | - |
| January | 2,743 | 2,579 | - |
| February | 3,048 | 2,908 | - |
| March | 3,310 | 3,359 | - |
| April | 3,332 | 3,382 | - |
| May | 3,332 | 3,403 | - |
| June | 3,332 | 3,403 | - |

QUANTITY METRICS (rolling 12 month period)

| | Contract Quantity | Contract Base Number | Contract * | Area Team | Region | England |
|----------------------------------------------------------------------------------|-------------------|----------------------|------------|-----------|--------|---------|
| % of all assessments that were assess and fit appliances (case starts) | 228 | 292 | 78.1% | 57.8% | 56.3% | 57.9% |
| % of all assessments that were assess and refuse | 27 | 292 | 9.2% | 8.9% | 11.8% | 12.4% |
| % of all assessments that were assess and review | 37 | 292 | 12.7% | 33.3% | 31.9% | 29.7% |
| % of case starts with a reported IOTN of 3 and Aesthetic Component of 5 or below | 0 | 228 | N/A | 0.1% | 0.2% | 0.1% |
| % of case starts with a reported IOTN of 3 and Aesthetic Component of 6 or above | 4 | 228 | 1.8% | 3.6% | 4.0% | 4.0% |
| % of case starts with a reported IOTN of 4 | 172 | 228 | 75.4% | 71.9% | 76.4% | 78.0% |
| % of case starts with a reported IOTN of 5 | 52 | 228 | 22.8% | 16.8% | 17.9% | 16.6 % |
| % of concluded courses in receipt of dual-arch fixed appliances | 49 | 76 | 64.5% | 73.5% | 70.6% | 74.0% |
| % of concluded courses where treatment was abandoned or discontinued | 26 | 76 | 34.2% | 6.4% | 9.8% | 8.5% |
| % of patients satisfied with the treatment they have received | 0 | 0 | N/A | 92.6% | 94.8% | 95.5% |

* Figures in italics indicate that the base number is less than 100.

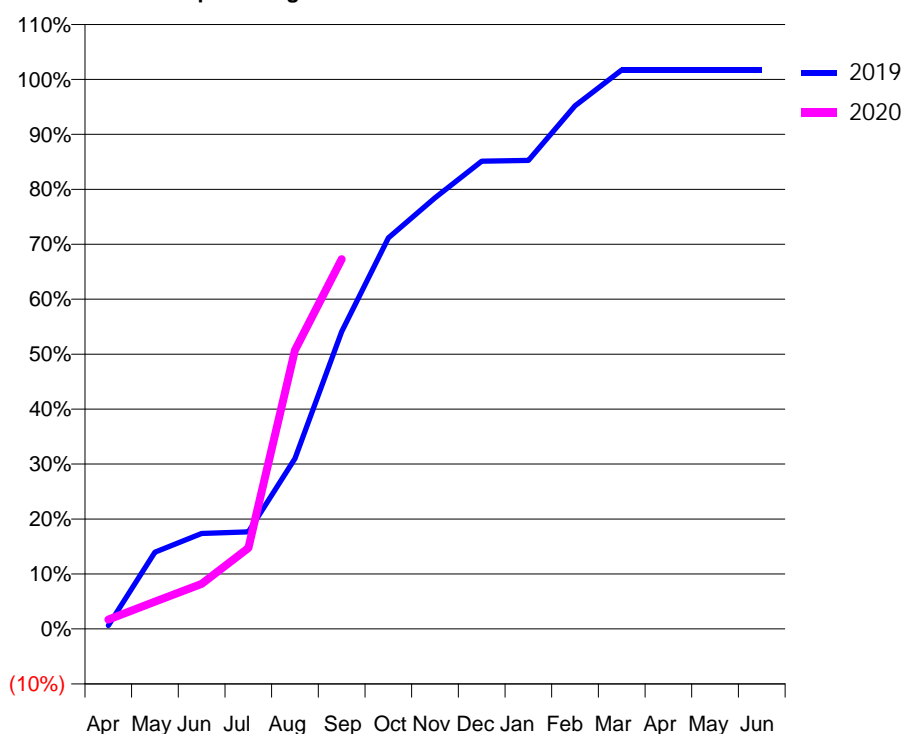
Q53 - Vital Signs Orthodontic At a Glance Contract Report for 740179/0001 - September 2019

| | | | |
|----------------------|-------------------------|---------------------------------------------|-------------|
| Name or company name | MR JC ALLEN | 19/20 Contracted general activity (UDA) | 28,247 |
| Contract type name | GDS Contract | Carry forward general activity (UDA) | 382 |
| Purpose of contract | General and Orthodontic | 19/20 Contracted orthodontic activity (UOA) | 645 |
| Contract start date | 01/04/2006 | Carry forward orthodontic activity (UOA) | -11 |
| Contract end date | | Baseline contract value | £950,398.97 |

| ACCESS | Contract | England and Wales |
|----------------------------------------------|----------|-------------------|
| 24 month ratio of assessments to patient IDs | 1.10 | 1.07 |

| ACTIVITY | Contract |
|-------------------------------------------------------------------------------------------|----------|
| Contract assess and fit appliances (case starts) as a percentage of Area Team case starts | 0.5 % |

Cumulative percentage of contracted UOA delivered 2019 & 2020



| Month | Adjusted Scheduled Activity (UOA) | | |
|-----------|-----------------------------------|------|------|
| | 2018 | 2019 | 2020 |
| April | 148 | 4 | 11 |
| May | 212 | 90 | 32 |
| June | 256 | 112 | 53 |
| July | 301 | 114 | 95 |
| August | 427 | 200 | 327 |
| September | 491 | 349 | 434 |
| October | 533 | 459 | |
| November | 533 | 506 | |
| December | 596 | 549 | |
| January | 600 | 550 | |
| February | 645 | 614 | |
| March | 647 | 656 | |
| April | 647 | 656 | |
| May | 647 | 656 | |
| June | 647 | 656 | |

QUANTITY METRICS (rolling 12 month period)

| | Contract Quantity | Contract Base Number | Contract * | Area Team | Region | England |
|----------------------------------------------------------------------------------|-------------------|----------------------|------------|-----------|--------|---------|
| % of all assessments that were assess and fit appliances (case starts) | 34 | 50 | 68.0% | 57.8% | 56.3% | 57.9% |
| % of all assessments that were assess and refuse | 5 | 50 | 10.0% | 8.9% | 11.8% | 12.4% |
| % of all assessments that were assess and review | 11 | 50 | 22.0% | 33.3% | 31.9% | 29.7% |
| % of case starts with a reported IOTN of 3 and Aesthetic Component of 5 or below | 0 | 34 | N/A | 0.1% | 0.2% | 0.1% |
| % of case starts with a reported IOTN of 3 and Aesthetic Component of 6 or above | 0 | 34 | N/A | 3.6% | 4.0% | 4.0% |
| % of case starts with a reported IOTN of 4 | 31 | 34 | 91.2% | 71.9% | 76.4% | 78.0% |
| % of case starts with a reported IOTN of 5 | 3 | 34 | 8.8% | 16.8% | 17.9% | 16.6% |
| % of concluded courses in receipt of dual-arch fixed appliances | 23 | 25 | 92.0% | 73.5% | 70.6% | 74.0% |
| % of concluded courses where treatment was abandoned or discontinued | 1 | 25 | 4.0% | 6.4% | 9.8% | 8.5% |
| % of patients satisfied with the treatment they have received | 0 | 0 | N/A | 92.6% | 94.8% | 95.5% |

* Figures in italics indicate that the base number is less than 100.

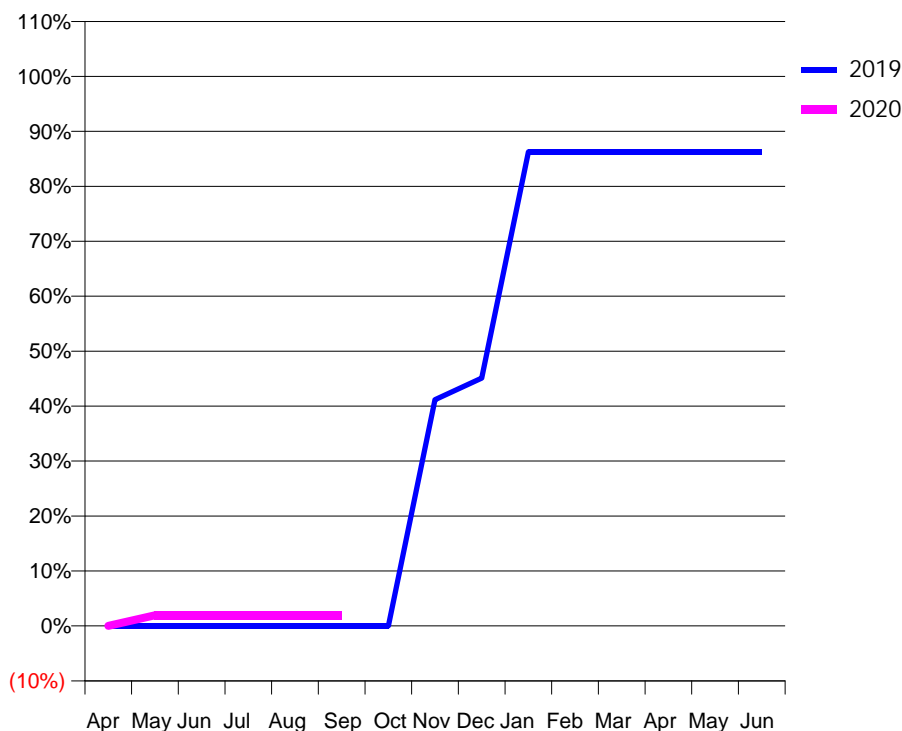
Q53 - Vital Signs Orthodontic At a Glance Contract Report for 794643/0002 - September 2019

| | | | |
|----------------------|-------------------------|---------------------------------------------|-------------|
| Name or company name | MR W SIDHU | 19/20 Contracted general activity (UDA) | 6,301 |
| Contract type name | GDS Contract | Carry forward general activity (UDA) | 0 |
| Purpose of contract | General and Orthodontic | 19/20 Contracted orthodontic activity (UOA) | 51 |
| Contract start date | 03/01/2012 | Carry forward orthodontic activity (UOA) | 0 |
| Contract end date | | Baseline contract value | £164,360.29 |

| ACCESS | Contract | England and Wales |
|----------------------------------------------|----------|-------------------|
| 24 month ratio of assessments to patient IDs | 1.00 | 1.07 |

| ACTIVITY | Contract |
|-------------------------------------------------------------------------------------------|----------|
| Contract assess and fit appliances (case starts) as a percentage of Area Team case starts | 0.0 % |

Cumulative percentage of contracted UOA delivered 2019 & 2020



| Month | Adjusted Scheduled Activity (UOA) | | |
|-----------|-----------------------------------|------|------|
| | 2018 | 2019 | 2020 |
| April | 2 | 0 | 0 |
| May | 2 | 0 | 1 |
| June | 2 | 0 | 1 |
| July | 2 | 0 | 1 |
| August | 2 | 0 | 1 |
| September | 2 | 0 | 1 |
| October | 2 | 0 | |
| November | 2 | 21 | |
| December | 2 | 23 | |
| January | 2 | 44 | |
| February | 44 | 44 | |
| March | 44 | 44 | |
| April | 44 | 44 | |
| May | 44 | 44 | |
| June | 44 | 44 | |

QUANTITY METRICS (rolling 12 month period)

| | Contract Quantity | Contract Base Number | Contract * | Area Team | Region | England |
|----------------------------------------------------------------------------------|-------------------|----------------------|------------|-----------|--------|---------|
| % of all assessments that were assess and fit appliances (case starts) | 2 | 5 | 40.0% | 57.8% | 56.3% | 57.9% |
| % of all assessments that were assess and refuse | 2 | 5 | 40.0% | 8.9% | 11.8% | 12.4% |
| % of all assessments that were assess and review | 1 | 5 | 20.0% | 33.3% | 31.9% | 29.7% |
| % of case starts with a reported IOTN of 3 and Aesthetic Component of 5 or below | 0 | 2 | <i>N/A</i> | 0.1% | 0.2% | 0.1% |
| % of case starts with a reported IOTN of 3 and Aesthetic Component of 6 or above | 0 | 2 | <i>N/A</i> | 3.6% | 4.0% | 4.0% |
| % of case starts with a reported IOTN of 4 | 2 | 2 | 100.0% | 71.9% | 76.4% | 78.0% |
| % of case starts with a reported IOTN of 5 | 0 | 2 | <i>N/A</i> | 16.8% | 17.9% | 16.6 % |
| % of concluded courses in receipt of dual-arch fixed appliances | 0 | 0 | <i>N/A</i> | 73.5% | 70.6% | 74.0% |
| % of concluded courses where treatment was abandoned or discontinued | 0 | 0 | <i>N/A</i> | 6.4% | 9.8% | 8.5% |
| % of patients satisfied with the treatment they have received | 0 | 0 | <i>N/A</i> | 92.6% | 94.8% | 95.5% |

* Figures in italics indicate that the base number is less than 100.

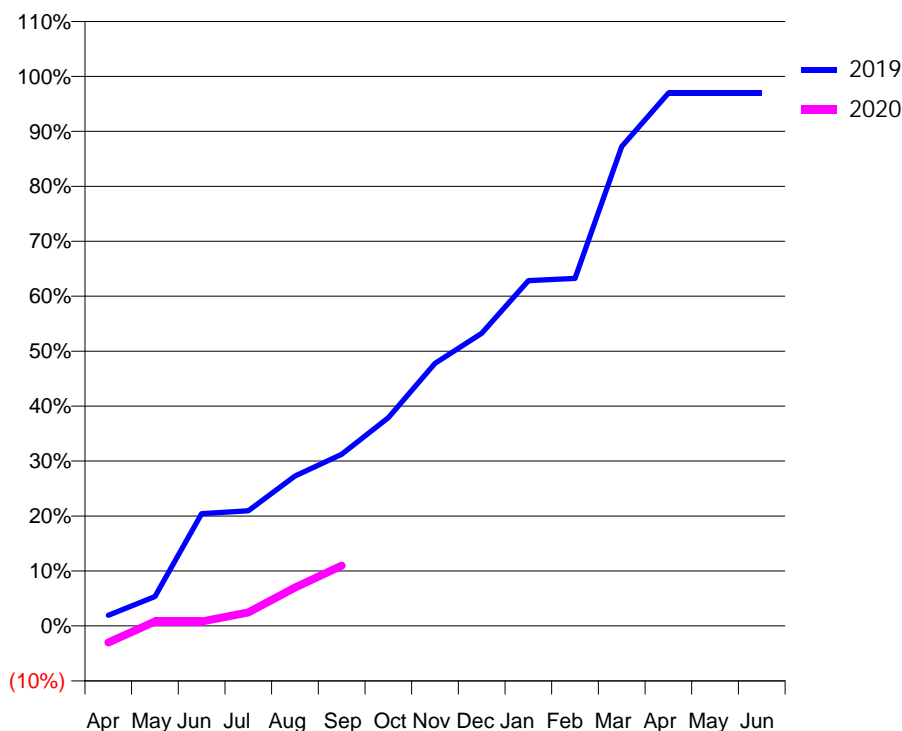
Q53 - Vital Signs Orthodontic At a Glance Contract Report for 825212/0003 - September 2019

| | | | |
|----------------------|--------------|---------------------------------------------|------------|
| Name or company name | MR D DALBY | 19/20 Contracted general activity (UDA) | 0 |
| Contract type name | GDS Contract | Carry forward general activity (UDA) | 0 |
| Purpose of contract | Orthodontic | 19/20 Contracted orthodontic activity (UOA) | 730 |
| Contract start date | 01/08/2012 | Carry forward orthodontic activity (UOA) | 22 |
| Contract end date | | Baseline contract value | £51,930.65 |

| ACCESS | Contract | England and Wales |
|----------------------------------------------|----------|-------------------|
| 24 month ratio of assessments to patient IDs | 1.13 | 1.07 |

| ACTIVITY | Contract |
|-------------------------------------------------------------------------------------------|----------|
| Contract assess and fit appliances (case starts) as a percentage of Area Team case starts | 0.4 % |

Cumulative percentage of contracted UOA delivered 2019 & 2020



| Month | Adjusted Scheduled Activity (UOA) | | |
|-----------|-----------------------------------|------|------|
| | 2018 | 2019 | 2020 |
| April | 1 | 14 | -22 |
| May | 13 | 39 | 6 |
| June | 17 | 149 | 6 |
| July | 63 | 153 | 18 |
| August | 86 | 199 | 51 |
| September | 236 | 228 | 80 |
| October | 261 | 277 | |
| November | 266 | 349 | |
| December | 506 | 389 | |
| January | 557 | 459 | |
| February | 588 | 462 | |
| March | 677 | 637 | |
| April | 722 | 708 | |
| May | 722 | 708 | |
| June | 722 | 708 | |

QUANTITY METRICS (rolling 12 month period)

| | Contract Quantity | Contract Base Number | Contract * | Area Team | Region | England |
|----------------------------------------------------------------------------------|-------------------|----------------------|------------|-----------|--------|---------|
| % of all assessments that were assess and fit appliances (case starts) | 25 | 115 | 21.7% | 57.8% | 56.3% | 57.9% |
| % of all assessments that were assess and refuse | 11 | 115 | 9.6% | 8.9% | 11.8% | 12.4% |
| % of all assessments that were assess and review | 79 | 115 | 68.7% | 33.3% | 31.9% | 29.7% |
| % of case starts with a reported IOTN of 3 and Aesthetic Component of 5 or below | 0 | 25 | <i>N/A</i> | 0.1% | 0.2% | 0.1% |
| % of case starts with a reported IOTN of 3 and Aesthetic Component of 6 or above | 0 | 25 | <i>N/A</i> | 3.6% | 4.0% | 4.0% |
| % of case starts with a reported IOTN of 4 | 25 | 25 | 100.0% | 71.9% | 76.4% | 78.0% |
| % of case starts with a reported IOTN of 5 | 0 | 25 | <i>N/A</i> | 16.8% | 17.9% | 16.6% |
| % of concluded courses in receipt of dual-arch fixed appliances | 0 | 23 | <i>N/A</i> | 73.5% | 70.6% | 74.0% |
| % of concluded courses where treatment was abandoned or discontinued | 1 | 23 | 4.3% | 6.4% | 9.8% | 8.5% |
| % of patients satisfied with the treatment they have received | 0 | 0 | <i>N/A</i> | 92.6% | 94.8% | 95.5% |

* Figures in italics indicate that the base number is less than 100.

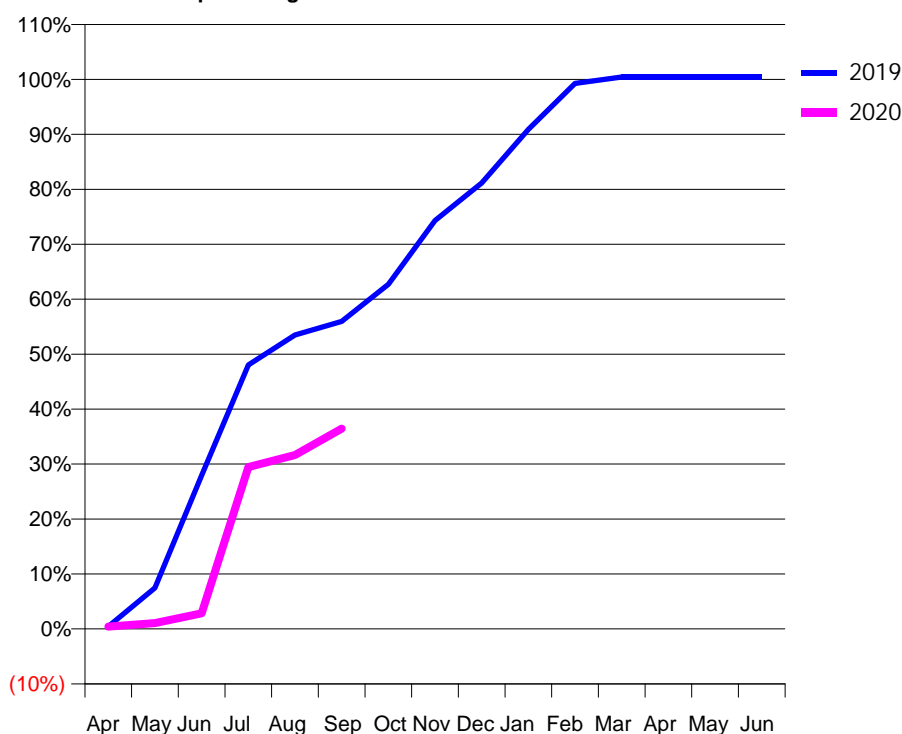
Q53 - Vital Signs Orthodontic At a Glance Contract Report for 890936/0002 - September 2019

| | | | |
|----------------------|-------------------------------------|---------------------------------------------|-------------|
| Name or company name | Leamington Spa Orthodontics Limited | 19/20 Contracted general activity (UDA) | 0 |
| Contract type name | PDS Contract | Carry forward general activity (UDA) | 0 |
| Purpose of contract | Orthodontic | 19/20 Contracted orthodontic activity (UOA) | 14,260 |
| Contract start date | 01/04/2006 | Carry forward orthodontic activity (UOA) | -60 |
| Contract end date | 21/08/2020 | Baseline contract value | £957,197.54 |

| ACCESS | Contract | England and Wales |
|----------------------------------------------|----------|-------------------|
| 24 month ratio of assessments to patient IDs | 1.01 | 1.07 |

| ACTIVITY | Contract |
|-------------------------------------------------------------------------------------------|----------|
| Contract assess and fit appliances (case starts) as a percentage of Area Team case starts | 7.8 % |

Cumulative percentage of contracted UOA delivered 2019 & 2020



| Month | Adjusted Scheduled Activity (UOA) | | |
|-----------|-----------------------------------|--------|-------|
| | 2018 | 2019 | 2020 |
| April | 36 | 64 | 60 |
| May | 3,213 | 1,069 | 152 |
| June | 6,110 | 3,983 | 406 |
| July | 9,400 | 6,850 | 4,202 |
| August | 10,127 | 7,628 | 4,515 |
| September | 10,659 | 7,982 | 5,198 |
| October | 11,583 | 8,944 | |
| November | 12,711 | 10,597 | |
| December | 13,647 | 11,574 | |
| January | 13,660 | 12,962 | |
| February | 14,247 | 14,155 | |
| March | 14,273 | 14,320 | |
| April | 14,320 | 14,320 | |
| May | 14,320 | 14,320 | |
| June | 14,320 | 14,320 | |

QUANTITY METRICS (rolling 12 month period)

| | Contract Quantity | Contract Base Number | Contract * | Area Team | Region | England |
|----------------------------------------------------------------------------------|-------------------|----------------------|------------|-----------|--------|---------|
| % of all assessments that were assess and fit appliances (case starts) | 512 | 1,242 | 41.2% | 57.8% | 56.3% | 57.9% |
| % of all assessments that were assess and refuse | 97 | 1,242 | 7.8% | 8.9% | 11.8% | 12.4% |
| % of all assessments that were assess and review | 633 | 1,242 | 51.0% | 33.3% | 31.9% | 29.7% |
| % of case starts with a reported IOTN of 3 and Aesthetic Component of 5 or below | 0 | 512 | N/A | 0.1% | 0.2% | 0.1% |
| % of case starts with a reported IOTN of 3 and Aesthetic Component of 6 or above | 0 | 512 | N/A | 3.6% | 4.0% | 4.0% |
| % of case starts with a reported IOTN of 4 | 393 | 512 | 76.8% | 71.9% | 76.4% | 78.0% |
| % of case starts with a reported IOTN of 5 | 110 | 512 | 21.5% | 16.8% | 17.9% | 16.6 % |
| % of concluded courses in receipt of dual-arch fixed appliances | 583 | 602 | 96.8% | 73.5% | 70.6% | 74.0% |
| % of concluded courses where treatment was abandoned or discontinued | 15 | 602 | 2.5% | 6.4% | 9.8% | 8.5% |
| % of patients satisfied with the treatment they have received | 0 | 0 | N/A | 92.6% | 94.8% | 95.5% |

* Figures in italics indicate that the base number is less than 100.

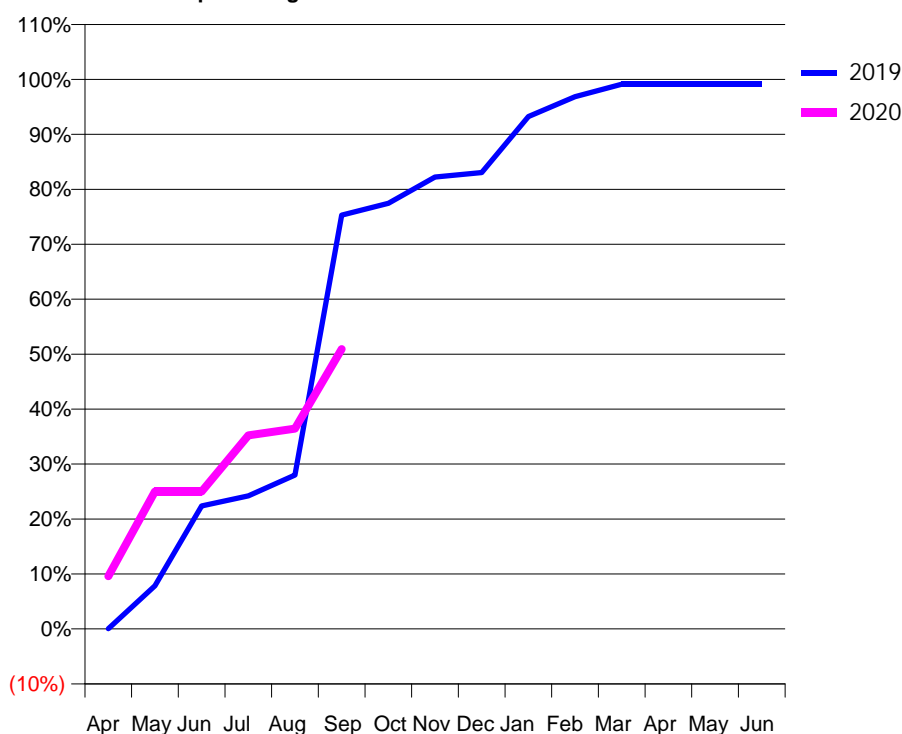
Q53 - Vital Signs Orthodontic At a Glance Contract Report for 925926/0002 - September 2019

| | | | |
|----------------------|-------------------------|---------------------------------------------|-------------|
| Name or company name | MR PK MAHAPATRA | 19/20 Contracted general activity (UDA) | 3,200 |
| Contract type name | GDS Contract | Carry forward general activity (UDA) | -12 |
| Purpose of contract | General and Orthodontic | 19/20 Contracted orthodontic activity (UOA) | 2,404 |
| Contract start date | 01/02/2013 | Carry forward orthodontic activity (UOA) | 21 |
| Contract end date | | Baseline contract value | £269,124.19 |

| ACCESS | Contract | England and Wales |
|----------------------------------------------|----------|-------------------|
| 24 month ratio of assessments to patient IDs | 1.01 | 1.07 |

| ACTIVITY | Contract |
|-------------------------------------------------------------------------------------------|----------|
| Contract assess and fit appliances (case starts) as a percentage of Area Team case starts | 1.3 % |

Cumulative percentage of contracted UOA delivered 2019 & 2020



| Month | Adjusted Scheduled Activity (UOA) | | |
|-----------|-----------------------------------|-------|-------|
| | 2018 | 2019 | 2020 |
| April | 255 | 1 | 231 |
| May | 708 | 189 | 601 |
| June | 1,158 | 538 | 601 |
| July | 1,588 | 582 | 847 |
| August | 1,588 | 673 | 876 |
| September | 1,856 | 1,810 | 1,224 |
| October | 2,007 | 1,862 | |
| November | 2,329 | 1,977 | |
| December | 2,333 | 1,996 | |
| January | 2,334 | 2,241 | |
| February | 2,335 | 2,328 | |
| March | 2,404 | 2,383 | |
| April | 2,404 | 2,383 | |
| May | 2,404 | 2,383 | |
| June | 2,404 | 2,383 | |

QUANTITY METRICS (rolling 12 month period)

| | Contract Quantity | Contract Base Number | Contract * | Area Team | Region | England |
|----------------------------------------------------------------------------------|-------------------|----------------------|------------|-----------|--------|---------|
| % of all assessments that were assess and fit appliances (case starts) | 83 | 190 | 43.7% | 57.8% | 56.3% | 57.9% |
| % of all assessments that were assess and refuse | 15 | 190 | 7.9% | 8.9% | 11.8% | 12.4% |
| % of all assessments that were assess and review | 92 | 190 | 48.4% | 33.3% | 31.9% | 29.7% |
| % of case starts with a reported IOTN of 3 and Aesthetic Component of 5 or below | 0 | 83 | <i>N/A</i> | 0.1% | 0.2% | 0.1% |
| % of case starts with a reported IOTN of 3 and Aesthetic Component of 6 or above | 2 | 83 | 2.4% | 3.6% | 4.0% | 4.0% |
| % of case starts with a reported IOTN of 4 | 72 | 83 | 86.7% | 71.9% | 76.4% | 78.0% |
| % of case starts with a reported IOTN of 5 | 8 | 83 | 9.6% | 16.8% | 17.9% | 16.6% |
| % of concluded courses in receipt of dual-arch fixed appliances | 117 | 134 | 87.3% | 73.5% | 70.6% | 74.0% |
| % of concluded courses where treatment was abandoned or discontinued | 12 | 134 | 9.0% | 6.4% | 9.8% | 8.5% |
| % of patients satisfied with the treatment they have received | 4 | 4 | 100.0% | 92.6% | 94.8% | 95.5% |

* Figures in italics indicate that the base number is less than 100.

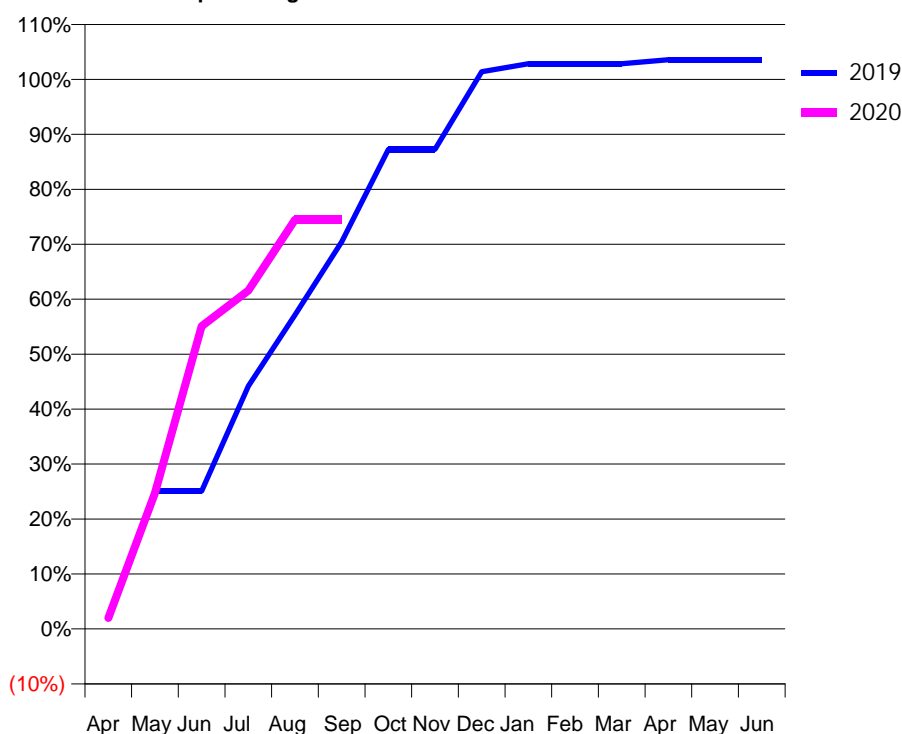
Q53 - Vital Signs Orthodontic At a Glance Contract Report for 972126/0001 - September 2019

| | | | |
|----------------------|----------------|---------------------------------------------|-------------|
| Name or company name | MR SJ SIDDIQUI | 19/20 Contracted general activity (UDA) | 0 |
| Contract type name | PDS Contract | Carry forward general activity (UDA) | 0 |
| Purpose of contract | Orthodontic | 19/20 Contracted orthodontic activity (UOA) | 6,006 |
| Contract start date | 01/04/2012 | Carry forward orthodontic activity (UOA) | -120 |
| Contract end date | 24/07/2020 | Baseline contract value | £405,637.45 |

| ACCESS | Contract | England and Wales |
|----------------------------------------------|----------|-------------------|
| 24 month ratio of assessments to patient IDs | 1.02 | 1.07 |

| ACTIVITY | Contract |
|-------------------------------------------------------------------------------------------|----------|
| Contract assess and fit appliances (case starts) as a percentage of Area Team case starts | 4.5 % |

Cumulative percentage of contracted UOA delivered 2019 & 2020



| Month | Adjusted Scheduled Activity (UOA) | | |
|-----------|-----------------------------------|-------|-------|
| | 2018 | 2019 | 2020 |
| April | 112 | 120 | 120 |
| May | 112 | 1,506 | 1,485 |
| June | 2,199 | 1,506 | 3,308 |
| July | 3,490 | 2,655 | 3,698 |
| August | 3,490 | 3,431 | 4,472 |
| September | 4,183 | 4,231 | 4,472 |
| October | 4,183 | 5,241 | |
| November | 5,163 | 5,241 | |
| December | 6,090 | 6,089 | |
| January | 6,090 | 6,176 | |
| February | 6,129 | 6,176 | |
| March | 6,129 | 6,176 | |
| April | 6,129 | 6,220 | |
| May | 6,129 | 6,220 | |
| June | 6,129 | 6,220 | |

QUANTITY METRICS (rolling 12 month period)

| | Contract Quantity | Contract Base Number | Contract * | Area Team | Region | England |
|----------------------------------------------------------------------------------|-------------------|----------------------|------------|-----------|--------|---------|
| % of all assessments that were assess and fit appliances (case starts) | 296 | 421 | 70.3% | 57.8% | 56.3% | 57.9% |
| % of all assessments that were assess and refuse | 30 | 421 | 7.1% | 8.9% | 11.8% | 12.4% |
| % of all assessments that were assess and review | 95 | 421 | 22.6% | 33.3% | 31.9% | 29.7% |
| % of case starts with a reported IOTN of 3 and Aesthetic Component of 5 or below | 0 | 296 | N/A | 0.1% | 0.2% | 0.1% |
| % of case starts with a reported IOTN of 3 and Aesthetic Component of 6 or above | 5 | 296 | 1.7% | 3.6% | 4.0% | 4.0% |
| % of case starts with a reported IOTN of 4 | 249 | 296 | 84.1% | 71.9% | 76.4% | 78.0% |
| % of case starts with a reported IOTN of 5 | 32 | 296 | 10.8% | 16.8% | 17.9% | 16.6% |
| % of concluded courses in receipt of dual-arch fixed appliances | 0 | 243 | N/A | 73.5% | 70.6% | 74.0% |
| % of concluded courses where treatment was abandoned or discontinued | 3 | 243 | 1.2% | 6.4% | 9.8% | 8.5% |
| % of patients satisfied with the treatment they have received | 2 | 2 | 100.0% | 92.6% | 94.8% | 95.5% |

* Figures in italics indicate that the base number is less than 100.

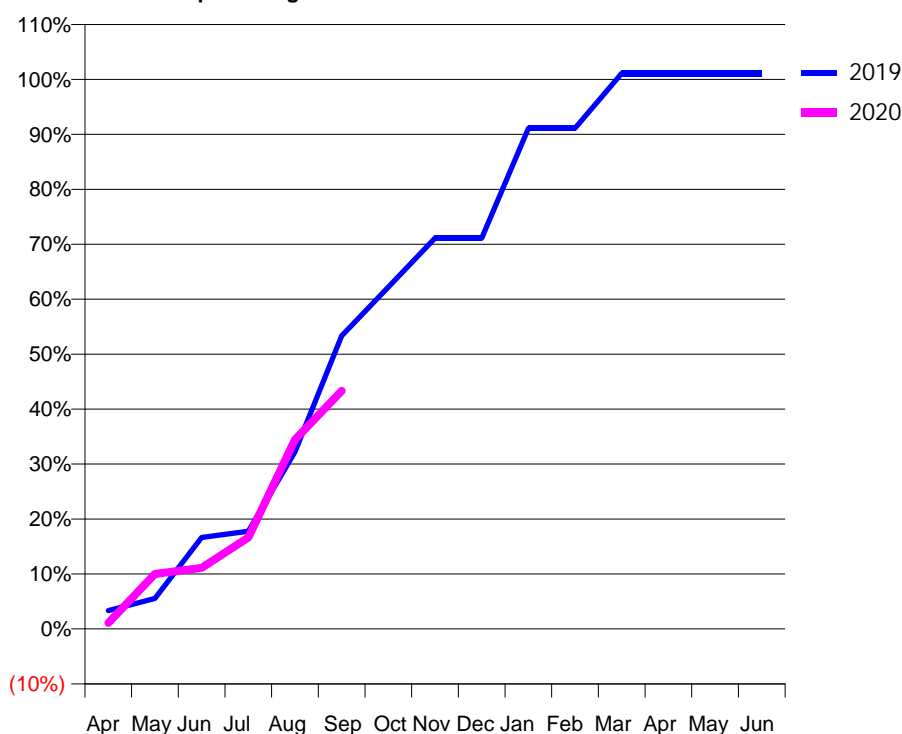
Q54 - Vital Signs Orthodontic At a Glance Contract Report for 100459/0000 - September 2019

| | | | |
|----------------------|--------------------------------|---------------------------------------------|-------------|
| Name or company name | Richmond House Dental Practice | 19/20 Contracted general activity (UDA) | 8,918 |
| Contract type name | GDS Contract | Carry forward general activity (UDA) | -176 |
| Purpose of contract | General and Orthodontic | 19/20 Contracted orthodontic activity (UOA) | 90 |
| Contract start date | 01/06/2017 | Carry forward orthodontic activity (UOA) | -1 |
| Contract end date | | Baseline contract value | £271,761.22 |

| ACCESS | Contract | England and Wales |
|----------------------------------------------|----------|-------------------|
| 24 month ratio of assessments to patient IDs | 1.01 | 1.07 |

| ACTIVITY | Contract |
|-------------------------------------------------------------------------------------------|----------|
| Contract assess and fit appliances (case starts) as a percentage of Area Team case starts | 0.0 % |

Cumulative percentage of contracted UOA delivered 2019 & 2020



| Month | Adjusted Scheduled Activity (UOA) | | |
|-----------|-----------------------------------|------|------|
| | 2018 | 2019 | 2020 |
| April | 0 | 3 | 1 |
| May | 0 | 5 | 9 |
| June | 3 | 15 | 10 |
| July | 4 | 16 | 15 |
| August | 19 | 29 | 31 |
| September | 32 | 48 | 39 |
| October | 44 | 56 | |
| November | 53 | 64 | |
| December | 56 | 64 | |
| January | 59 | 82 | |
| February | 82 | 82 | |
| March | 82 | 91 | |
| April | 85 | 91 | |
| May | 85 | 91 | |
| June | 85 | 91 | |

QUANTITY METRICS (rolling 12 month period)

| | Contract Quantity | Contract Base Number | Contract * | Area Team | Region | England |
|----------------------------------------------------------------------------------|-------------------|----------------------|------------|-----------|--------|---------|
| % of all assessments that were assess and fit appliances (case starts) | 0 | 81 | 0.0% | 53.4% | 56.3% | 57.9% |
| % of all assessments that were assess and refuse | 13 | 81 | 16.0% | 11.8% | 11.8% | 12.4% |
| % of all assessments that were assess and review | 68 | 81 | 84.0% | 34.9% | 31.9% | 29.7% |
| % of case starts with a reported IOTN of 3 and Aesthetic Component of 5 or below | 0 | 0 | N/A | 0.1% | 0.2% | 0.1% |
| % of case starts with a reported IOTN of 3 and Aesthetic Component of 6 or above | 0 | 0 | N/A | 1.6% | 4.0% | 4.0% |
| % of case starts with a reported IOTN of 4 | 0 | 0 | N/A | 80.8% | 76.4% | 78.0% |
| % of case starts with a reported IOTN of 5 | 0 | 0 | N/A | 16.1% | 17.9% | 16.6% |
| % of concluded courses in receipt of dual-arch fixed appliances | 0 | 0 | N/A | 63.4% | 70.6% | 74.0% |
| % of concluded courses where treatment was abandoned or discontinued | 0 | 0 | N/A | 12.2% | 9.8% | 8.5% |
| % of patients satisfied with the treatment they have received | 0 | 0 | N/A | 88.0% | 94.8% | 95.5% |

* Figures in italics indicate that the base number is less than 100.

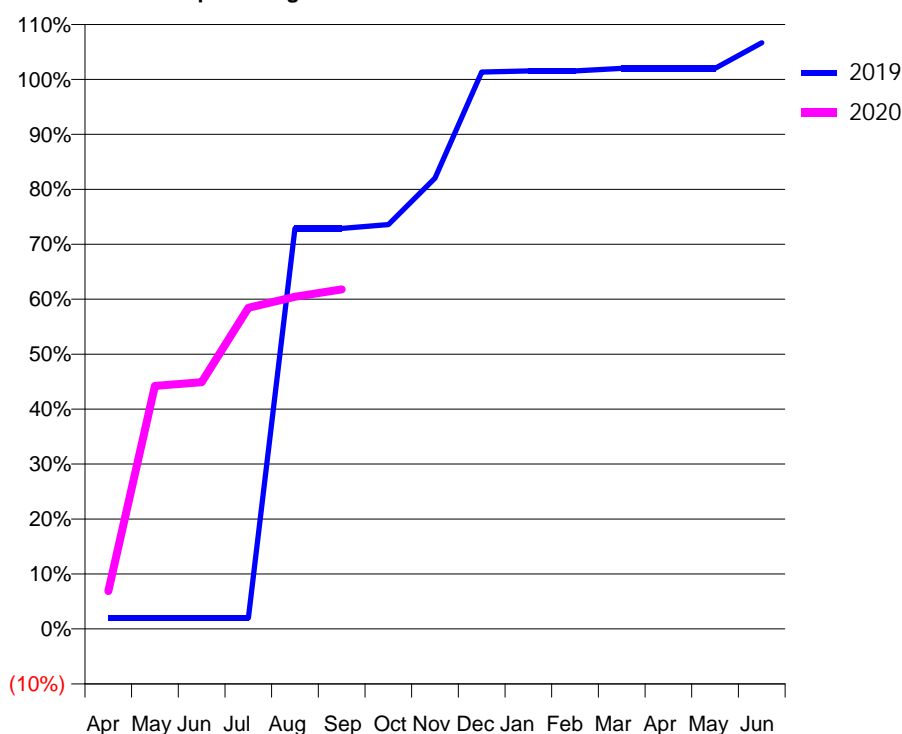
Q54 - Vital Signs Orthodontic At a Glance Contract Report for 100622/0000 - September 2019

| | | | |
|----------------------|-------------------------|---------------------------------------------|-------------|
| Name or company name | MR SL REES | 19/20 Contracted general activity (UDA) | 6,811 |
| Contract type name | GDS Contract | Carry forward general activity (UDA) | 89 |
| Purpose of contract | General and Orthodontic | 19/20 Contracted orthodontic activity (UOA) | 450 |
| Contract start date | 01/12/2017 | Carry forward orthodontic activity (UOA) | -9 |
| Contract end date | | Baseline contract value | £256,826.78 |

| ACCESS | Contract | England and Wales |
|----------------------------------------------|----------|-------------------|
| 24 month ratio of assessments to patient IDs | 1.05 | 1.07 |

| ACTIVITY | Contract |
|-------------------------------------------------------------------------------------------|----------|
| Contract assess and fit appliances (case starts) as a percentage of Area Team case starts | 0.2 % |

Cumulative percentage of contracted UOA delivered 2019 & 2020



| Month | Adjusted Scheduled Activity (UOA) | | |
|-----------|-----------------------------------|------|------|
| | 2018 | 2019 | 2020 |
| April | 0 | 9 | 31 |
| May | 0 | 9 | 199 |
| June | 0 | 9 | 202 |
| July | 0 | 9 | 263 |
| August | 0 | 328 | 272 |
| September | 0 | 328 | 278 |
| October | 0 | 331 | |
| November | 0 | 369 | |
| December | 0 | 456 | |
| January | 0 | 457 | |
| February | 0 | 457 | |
| March | 0 | 459 | |
| April | 0 | 459 | |
| May | 0 | 459 | |
| June | 0 | 480 | |

QUANTITY METRICS (rolling 12 month period)

| | Contract Quantity | Contract Base Number | Contract * | Area Team | Region | England |
|----------------------------------------------------------------------------------|-------------------|----------------------|------------|-----------|--------|---------|
| % of all assessments that were assess and fit appliances (case starts) | 17 | 82 | 20.7% | 53.4% | 56.3% | 57.9% |
| % of all assessments that were assess and refuse | 18 | 82 | 22.0% | 11.8% | 11.8% | 12.4% |
| % of all assessments that were assess and review | 47 | 82 | 57.3% | 34.9% | 31.9% | 29.7% |
| % of case starts with a reported IOTN of 3 and Aesthetic Component of 5 or below | 0 | 17 | <i>N/A</i> | 0.1% | 0.2% | 0.1% |
| % of case starts with a reported IOTN of 3 and Aesthetic Component of 6 or above | 0 | 17 | <i>N/A</i> | 1.6% | 4.0% | 4.0% |
| % of case starts with a reported IOTN of 4 | 14 | 17 | 82.4% | 80.8% | 76.4% | 78.0% |
| % of case starts with a reported IOTN of 5 | 3 | 17 | 17.6% | 16.1% | 17.9% | 16.6 % |
| % of concluded courses in receipt of dual-arch fixed appliances | 0 | 0 | <i>N/A</i> | 63.4% | 70.6% | 74.0% |
| % of concluded courses where treatment was abandoned or discontinued | 0 | 0 | <i>N/A</i> | 12.2% | 9.8% | 8.5% |
| % of patients satisfied with the treatment they have received | 0 | 0 | <i>N/A</i> | 88.0% | 94.8% | 95.5% |

* Figures in italics indicate that the base number is less than 100.

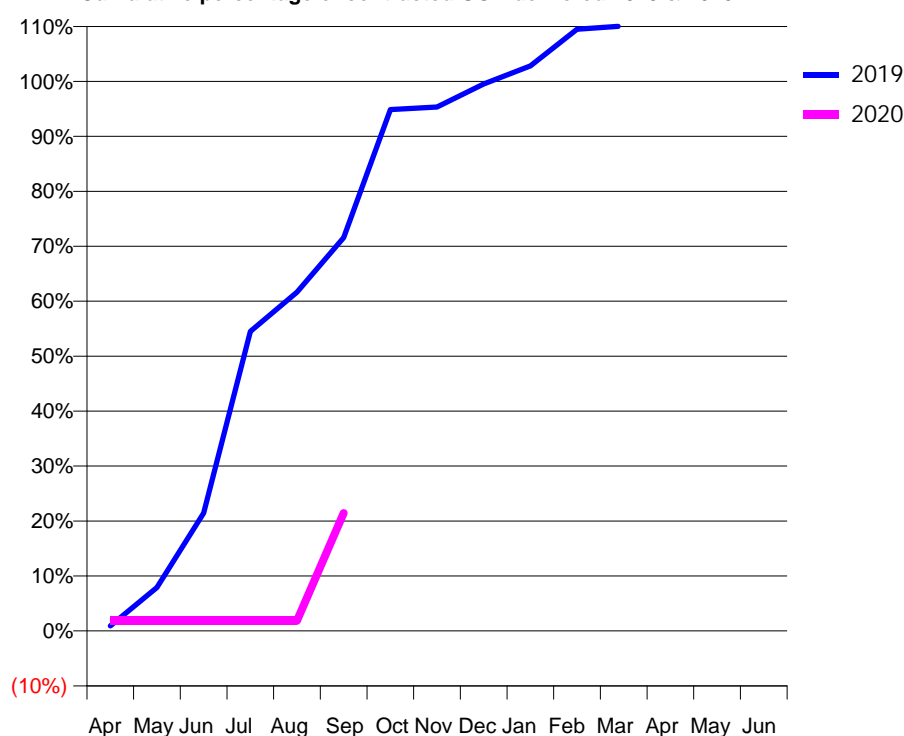
Q54 - Vital Signs Orthodontic At a Glance Contract Report for 101370/0096 - September 2019

| | | | |
|----------------------|------------------------------|---------------------------------------------|-------------|
| Name or company name | Petrie Tucker & Partners Ltd | 19/20 Contracted general activity (UDA) | 26,000 |
| Contract type name | GDS Contract | Carry forward general activity (UDA) | 0 |
| Purpose of contract | General and Orthodontic | 19/20 Contracted orthodontic activity (UOA) | 644 |
| Contract start date | 01/04/2007 | Carry forward orthodontic activity (UOA) | -12 |
| Contract end date | | Baseline contract value | £696,573.29 |

| ACCESS | Contract | England and Wales |
|----------------------------------------------|----------|-------------------|
| 24 month ratio of assessments to patient IDs | 1.01 | 1.07 |

| ACTIVITY | Contract |
|-------------------------------------------------------------------------------------------|----------|
| Contract assess and fit appliances (case starts) as a percentage of Area Team case starts | 0.2 % |

Cumulative percentage of contracted UOA delivered 2019 & 2020



| Month | Adjusted Scheduled Activity (UOA) | | |
|-----------|-----------------------------------|------|------|
| | 2018 | 2019 | 2020 |
| April | -12 | 6 | 12 |
| May | -5 | 51 | 12 |
| June | 18 | 138 | 12 |
| July | 72 | 351 | 12 |
| August | 165 | 397 | 12 |
| September | 194 | 461 | 138 |
| October | 386 | 611 | |
| November | 515 | 614 | |
| December | 562 | 641 | |
| January | 629 | 662 | |
| February | 803 | 705 | |
| March | 877 | 709 | |
| April | 942 | 709 | |
| May | 942 | 709 | |
| June | 942 | 709 | |

QUANTITY METRICS (rolling 12 month period)

| | Contract Quantity | Contract Base Number | Contract * | Area Team | Region | England |
|----------------------------------------------------------------------------------|-------------------|----------------------|------------|-----------|--------|---------|
| % of all assessments that were assess and fit appliances (case starts) | 17 | 36 | 47.2% | 53.4% | 56.3% | 57.9% |
| % of all assessments that were assess and refuse | 12 | 36 | 33.3% | 11.8% | 11.8% | 12.4% |
| % of all assessments that were assess and review | 7 | 36 | 19.4% | 34.9% | 31.9% | 29.7% |
| % of case starts with a reported IOTN of 3 and Aesthetic Component of 5 or below | 0 | 17 | <i>N/A</i> | 0.1% | 0.2% | 0.1% |
| % of case starts with a reported IOTN of 3 and Aesthetic Component of 6 or above | 0 | 17 | <i>N/A</i> | 1.6% | 4.0% | 4.0% |
| % of case starts with a reported IOTN of 4 | 17 | 17 | 100.0% | 80.8% | 76.4% | 78.0% |
| % of case starts with a reported IOTN of 5 | 0 | 17 | <i>N/A</i> | 16.1% | 17.9% | 16.6% |
| % of concluded courses in receipt of dual-arch fixed appliances | 30 | 34 | 88.2% | 63.4% | 70.6% | 74.0% |
| % of concluded courses where treatment was abandoned or discontinued | 2 | 34 | 5.9% | 12.2% | 9.8% | 8.5% |
| % of patients satisfied with the treatment they have received | 0 | 0 | <i>N/A</i> | 88.0% | 94.8% | 95.5% |

* Figures in italics indicate that the base number is less than 100.

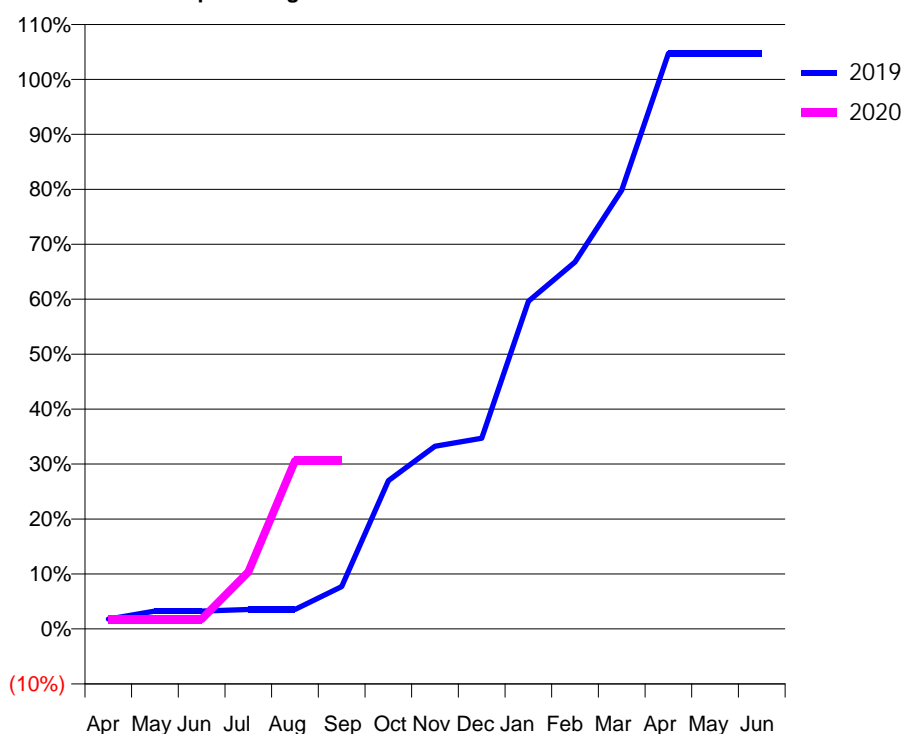
Q54 - Vital Signs Orthodontic At a Glance Contract Report for 108162/0001 - September 2019

| | | | |
|----------------------|-------------------------|---------------------------------------------|-------------|
| Name or company name | Gupta & Gupta | 19/20 Contracted general activity (UDA) | 16,327 |
| Contract type name | GDS Contract | Carry forward general activity (UDA) | 0 |
| Purpose of contract | General and Orthodontic | 19/20 Contracted orthodontic activity (UOA) | 337 |
| Contract start date | 01/04/2006 | Carry forward orthodontic activity (UOA) | -6 |
| Contract end date | | Baseline contract value | £399,966.87 |

| ACCESS | Contract | England and Wales |
|----------------------------------------------|----------|-------------------|
| 24 month ratio of assessments to patient IDs | 1.06 | 1.07 |

| ACTIVITY | Contract |
|-------------------------------------------------------------------------------------------|----------|
| Contract assess and fit appliances (case starts) as a percentage of Area Team case starts | 0.2 % |

Cumulative percentage of contracted UOA delivered 2019 & 2020



| Month | Adjusted Scheduled Activity (UOA) | | |
|-----------|-----------------------------------|------|------|
| | 2018 | 2019 | 2020 |
| April | 0 | 6 | 6 |
| May | 0 | 11 | 6 |
| June | 0 | 11 | 6 |
| July | 0 | 12 | 35 |
| August | 0 | 12 | 103 |
| September | 0 | 26 | 103 |
| October | 0 | 91 | |
| November | 10 | 112 | |
| December | 86 | 117 | |
| January | 109 | 201 | |
| February | 134 | 225 | |
| March | 239 | 269 | |
| April | 326 | 353 | |
| May | 347 | 353 | |
| June | 347 | 353 | |

QUANTITY METRICS (rolling 12 month period)

| | Contract Quantity | Contract Base Number | Contract * | Area Team | Region | England |
|----------------------------------------------------------------------------------|-------------------|----------------------|------------|-----------|--------|---------|
| % of all assessments that were assess and fit appliances (case starts) | 19 | 44 | 43.2% | 53.4% | 56.3% | 57.9% |
| % of all assessments that were assess and refuse | 10 | 44 | 22.7% | 11.8% | 11.8% | 12.4% |
| % of all assessments that were assess and review | 15 | 44 | 34.1% | 34.9% | 31.9% | 29.7% |
| % of case starts with a reported IOTN of 3 and Aesthetic Component of 5 or below | 0 | 19 | <i>N/A</i> | 0.1% | 0.2% | 0.1% |
| % of case starts with a reported IOTN of 3 and Aesthetic Component of 6 or above | 0 | 19 | <i>N/A</i> | 1.6% | 4.0% | 4.0% |
| % of case starts with a reported IOTN of 4 | 18 | 19 | 94.7% | 80.8% | 76.4% | 78.0% |
| % of case starts with a reported IOTN of 5 | 1 | 19 | 5.3% | 16.1% | 17.9% | 16.6% |
| % of concluded courses in receipt of dual-arch fixed appliances | 4 | 15 | 26.7% | 63.4% | 70.6% | 74.0% |
| % of concluded courses where treatment was abandoned or discontinued | 0 | 15 | 0.0% | 12.2% | 9.8% | 8.5% |
| % of patients satisfied with the treatment they have received | 0 | 0 | <i>N/A</i> | 88.0% | 94.8% | 95.5% |

* Figures in italics indicate that the base number is less than 100.

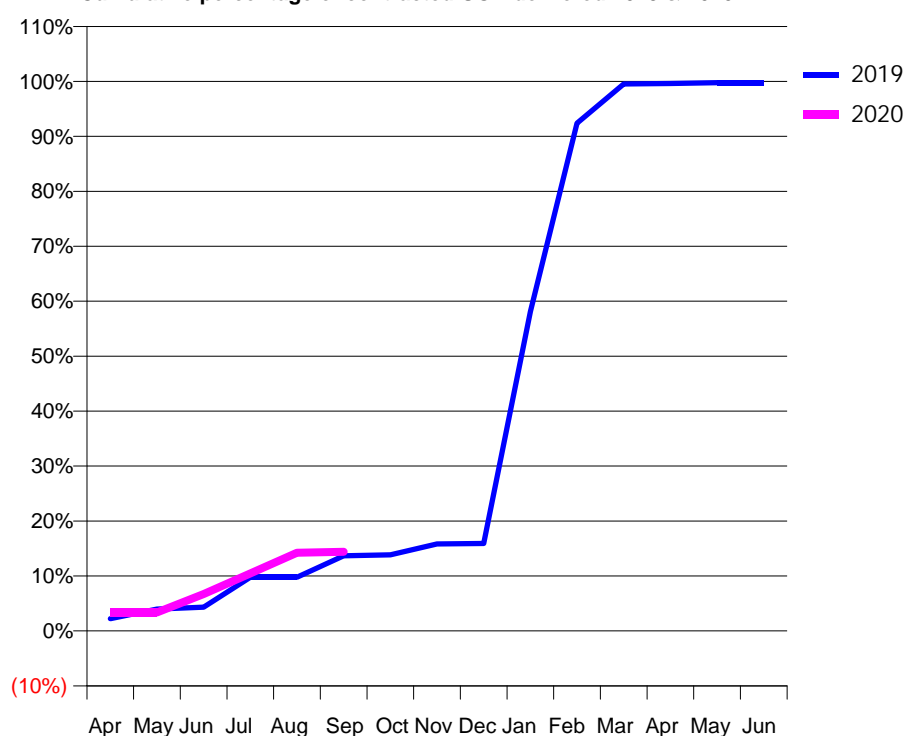
Q54 - Vital Signs Orthodontic At a Glance Contract Report for 110272/0001 - September 2019

| | | | |
|----------------------|-------------------------|---------------------------------------------|-------------|
| Name or company name | Purity Dental Surgery | 19/20 Contracted general activity (UDA) | 33,454 |
| Contract type name | Pilot Contract | Carry forward general activity (UDA) | 0 |
| Purpose of contract | General and Orthodontic | 19/20 Contracted orthodontic activity (UOA) | 1,250 |
| Contract start date | 01/04/2010 | Carry forward orthodontic activity (UOA) | 0 |
| Contract end date | | Baseline contract value | £893,166.56 |

| ACCESS | Contract | England and Wales |
|----------------------------------------------|----------|-------------------|
| 24 month ratio of assessments to patient IDs | 1.07 | 1.07 |

| ACTIVITY | Contract |
|-------------------------------------------------------------------------------------------|----------|
| Contract assess and fit appliances (case starts) as a percentage of Area Team case starts | 0.7 % |

Cumulative percentage of contracted UOA delivered 2019 & 2020



| Month | Adjusted Scheduled Activity (UOA) | | |
|-----------|-----------------------------------|-------|------|
| | 2018 | 2019 | 2020 |
| April | 0 | 28 | 42 |
| May | 0 | 50 | 42 |
| June | 0 | 54 | 84 |
| July | 2 | 122 | 131 |
| August | 2 | 122 | 178 |
| September | 279 | 171 | 180 |
| October | 322 | 173 | |
| November | 450 | 198 | |
| December | 871 | 199 | |
| January | 1,023 | 727 | |
| February | 1,108 | 1,155 | |
| March | 1,237 | 1,244 | |
| April | 1,307 | 1,245 | |
| May | 1,307 | 1,247 | |
| June | 1,307 | 1,247 | |

QUANTITY METRICS (rolling 12 month period)

| | Contract Quantity | Contract Base Number | Contract * | Area Team | Region | England |
|----------------------------------------------------------------------------------|-------------------|----------------------|------------|-----------|--------|---------|
| % of all assessments that were assess and fit appliances (case starts) | 58 | 113 | 51.3% | 53.4% | 56.3% | 57.9% |
| % of all assessments that were assess and refuse | 30 | 113 | 26.5% | 11.8% | 11.8% | 12.4% |
| % of all assessments that were assess and review | 25 | 113 | 22.1% | 34.9% | 31.9% | 29.7% |
| % of case starts with a reported IOTN of 3 and Aesthetic Component of 5 or below | 0 | 58 | <i>N/A</i> | 0.1% | 0.2% | 0.1% |
| % of case starts with a reported IOTN of 3 and Aesthetic Component of 6 or above | 0 | 58 | <i>N/A</i> | 1.6% | 4.0% | 4.0% |
| % of case starts with a reported IOTN of 4 | 54 | 58 | 93.1% | 80.8% | 76.4% | 78.0% |
| % of case starts with a reported IOTN of 5 | 4 | 58 | 6.9% | 16.1% | 17.9% | 16.6% |
| % of concluded courses in receipt of dual-arch fixed appliances | 4 | 25 | 16.0% | 63.4% | 70.6% | 74.0% |
| % of concluded courses where treatment was abandoned or discontinued | 3 | 25 | 12.0% | 12.2% | 9.8% | 8.5% |
| % of patients satisfied with the treatment they have received | 0 | 0 | <i>N/A</i> | 88.0% | 94.8% | 95.5% |

* Figures in italics indicate that the base number is less than 100.

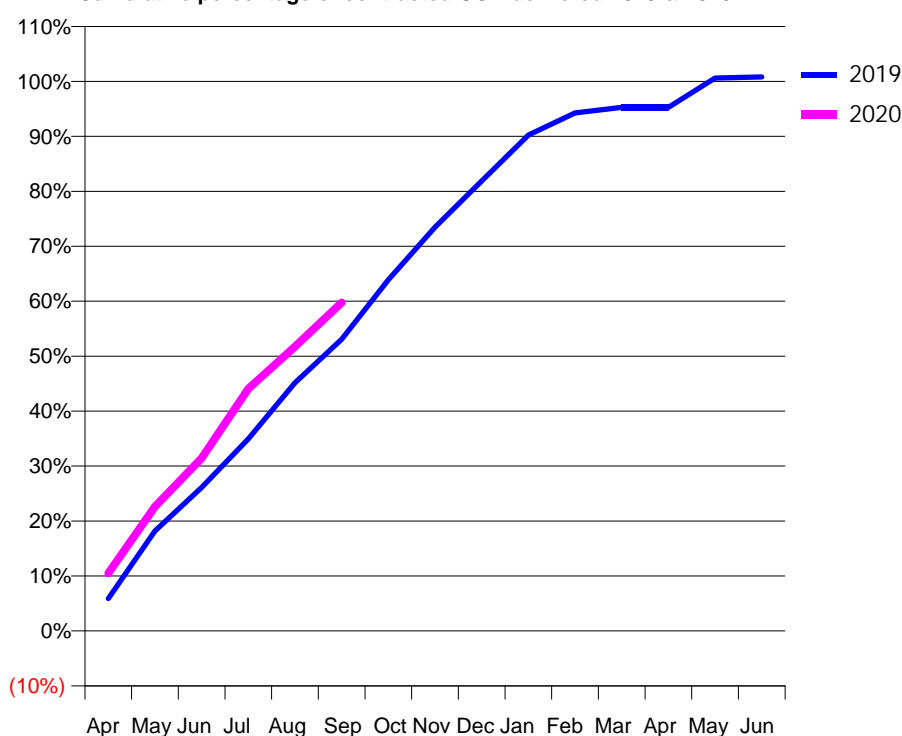
Q54 - Vital Signs Orthodontic At a Glance Contract Report for 110353/0001 - September 2019

| | | | |
|----------------------|------------------------------|---------------------------------------------|-------------|
| Name or company name | Wylde Green Orthodontics LLP | 19/20 Contracted general activity (UDA) | 0 |
| Contract type name | PDS Contract | Carry forward general activity (UDA) | 0 |
| Purpose of contract | Orthodontic | 19/20 Contracted orthodontic activity (UOA) | 8,811 |
| Contract start date | 01/04/2006 | Carry forward orthodontic activity (UOA) | -73 |
| Contract end date | 31/03/2023 | Baseline contract value | £605,796.52 |

| ACCESS | Contract | England and Wales |
|----------------------------------------------|----------|-------------------|
| 24 month ratio of assessments to patient IDs | 1.01 | 1.07 |

| ACTIVITY | Contract |
|-------------------------------------------------------------------------------------------|----------|
| Contract assess and fit appliances (case starts) as a percentage of Area Team case starts | 5.5 % |

Cumulative percentage of contracted UOA delivered 2019 & 2020



| Month | Adjusted Scheduled Activity (UOA) | | |
|-----------|-----------------------------------|-------|-------|
| | 2018 | 2019 | 2020 |
| April | 996 | 520 | 924 |
| May | 2,427 | 1,603 | 1,992 |
| June | 2,892 | 2,301 | 2,771 |
| July | 3,957 | 3,079 | 3,883 |
| August | 4,496 | 3,978 | 4,557 |
| September | 4,950 | 4,677 | 5,266 |
| October | 5,814 | 5,630 | |
| November | 6,304 | 6,473 | |
| December | 6,959 | 7,214 | |
| January | 7,788 | 7,950 | |
| February | 8,624 | 8,305 | |
| March | 8,873 | 8,393 | |
| April | 8,884 | 8,394 | |
| May | 8,884 | 8,863 | |
| June | 8,884 | 8,884 | |

QUANTITY METRICS (rolling 12 month period)

| | Contract Quantity | Contract Base Number | Contract * | Area Team | Region | England |
|----------------------------------------------------------------------------------|-------------------|----------------------|------------|-----------|--------|---------|
| % of all assessments that were assess and fit appliances (case starts) | 440 | 673 | 65.4% | 53.4% | 56.3% | 57.9% |
| % of all assessments that were assess and refuse | 188 | 673 | 27.9% | 11.8% | 11.8% | 12.4% |
| % of all assessments that were assess and review | 45 | 673 | 6.7% | 34.9% | 31.9% | 29.7% |
| % of case starts with a reported IOTN of 3 and Aesthetic Component of 5 or below | 0 | 440 | N/A | 0.1% | 0.2% | 0.1% |
| % of case starts with a reported IOTN of 3 and Aesthetic Component of 6 or above | 7 | 440 | 1.6% | 1.6% | 4.0% | 4.0% |
| % of case starts with a reported IOTN of 4 | 299 | 440 | 68.0% | 80.8% | 76.4% | 78.0% |
| % of case starts with a reported IOTN of 5 | 134 | 440 | 30.5% | 16.1% | 17.9% | 16.6% |
| % of concluded courses in receipt of dual-arch fixed appliances | 335 | 360 | 93.1% | 63.4% | 70.6% | 74.0% |
| % of concluded courses where treatment was abandoned or discontinued | 14 | 360 | 3.9% | 12.2% | 9.8% | 8.5% |
| % of patients satisfied with the treatment they have received | 5 | 5 | 100.0% | 88.0% | 94.8% | 95.5% |

* Figures in italics indicate that the base number is less than 100.

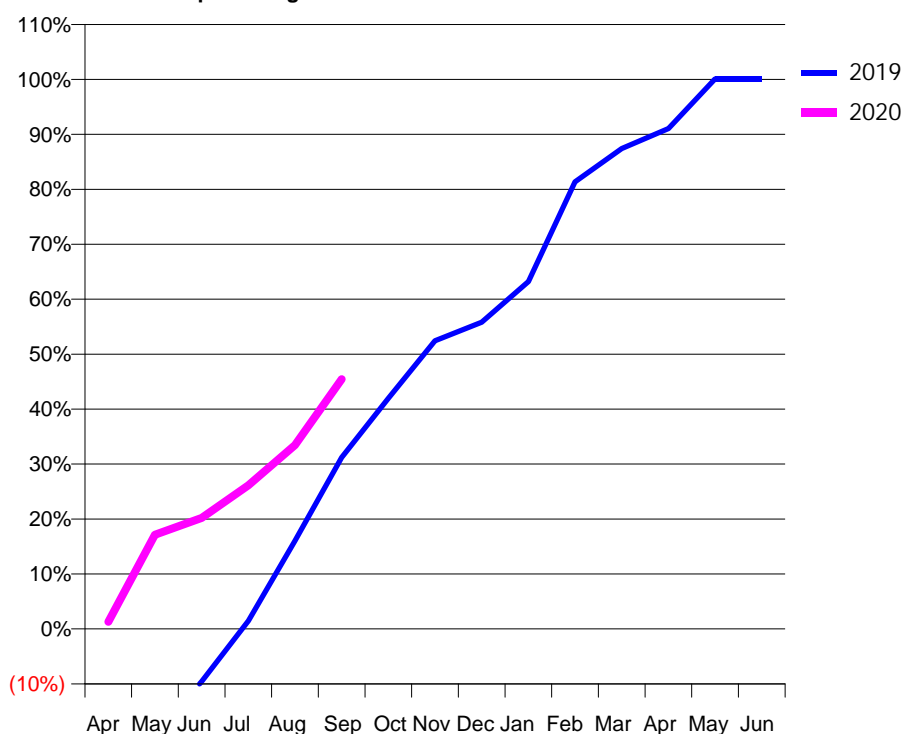
Q54 - Vital Signs Orthodontic At a Glance Contract Report for 111287/0001 - September 2019

| | | | |
|----------------------|--------------------------------|---------------------------------------------|-------------|
| Name or company name | Black Country Orthodontics Ltd | 19/20 Contracted general activity (UDA) | 0 |
| Contract type name | PDS Contract | Carry forward general activity (UDA) | 0 |
| Purpose of contract | Orthodontic | 19/20 Contracted orthodontic activity (UOA) | 3,483 |
| Contract start date | 01/01/2015 | Carry forward orthodontic activity (UOA) | -3 |
| Contract end date | 26/06/2020 | Baseline contract value | £229,851.71 |

| ACCESS | Contract | England and Wales |
|----------------------------------------------|----------|-------------------|
| 24 month ratio of assessments to patient IDs | 1.01 | 1.07 |

| ACTIVITY | Contract |
|-------------------------------------------------------------------------------------------|----------|
| Contract assess and fit appliances (case starts) as a percentage of Area Team case starts | 2.3 % |

Cumulative percentage of contracted UOA delivered 2019 & 2020



| Month | Adjusted Scheduled Activity (UOA) | | |
|-----------|-----------------------------------|-------|-------|
| | 2018 | 2019 | 2020 |
| April | -635 | -936 | 45 |
| May | -569 | -678 | 597 |
| June | -400 | -334 | 704 |
| July | 163 | 51 | 911 |
| August | 460 | 558 | 1,165 |
| September | 757 | 1,087 | 1,583 |
| October | 872 | 1,462 | |
| November | 1,074 | 1,826 | |
| December | 1,517 | 1,944 | |
| January | 2,297 | 2,201 | |
| February | 2,768 | 2,834 | |
| March | 3,251 | 3,044 | |
| April | 3,656 | 3,171 | |
| May | 3,764 | 3,486 | |
| June | 3,807 | 3,486 | |

QUANTITY METRICS (rolling 12 month period)

| | Contract Quantity | Contract Base Number | Contract * | Area Team | Region | England |
|----------------------------------------------------------------------------------|-------------------|----------------------|------------|-----------|--------|---------|
| % of all assessments that were assess and fit appliances (case starts) | 186 | 270 | 68.9% | 53.4% | 56.3% | 57.9% |
| % of all assessments that were assess and refuse | 56 | 270 | 20.7% | 11.8% | 11.8% | 12.4% |
| % of all assessments that were assess and review | 28 | 270 | 10.4% | 34.9% | 31.9% | 29.7% |
| % of case starts with a reported IOTN of 3 and Aesthetic Component of 5 or below | 0 | 186 | N/A | 0.1% | 0.2% | 0.1% |
| % of case starts with a reported IOTN of 3 and Aesthetic Component of 6 or above | 1 | 186 | 0.5% | 1.6% | 4.0% | 4.0% |
| % of case starts with a reported IOTN of 4 | 150 | 186 | 80.6% | 80.8% | 76.4% | 78.0% |
| % of case starts with a reported IOTN of 5 | 35 | 186 | 18.8% | 16.1% | 17.9% | 16.6 % |
| % of concluded courses in receipt of dual-arch fixed appliances | 138 | 210 | 65.7% | 63.4% | 70.6% | 74.0% |
| % of concluded courses where treatment was abandoned or discontinued | 13 | 210 | 6.2% | 12.2% | 9.8% | 8.5% |
| % of patients satisfied with the treatment they have received | 0 | 0 | N/A | 88.0% | 94.8% | 95.5% |

* Figures in italics indicate that the base number is less than 100.

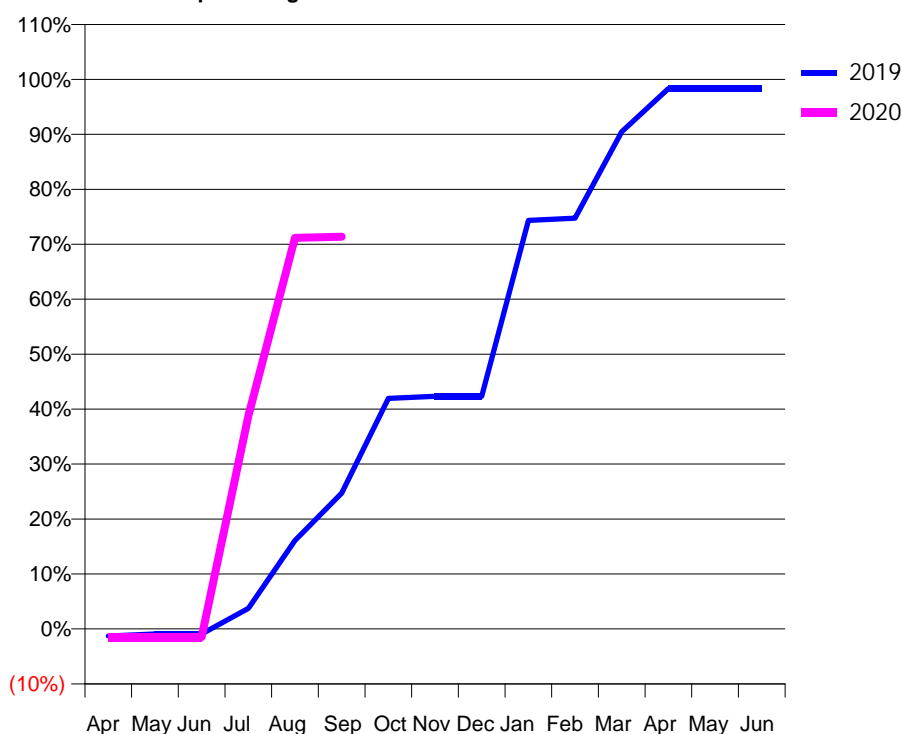
Q54 - Vital Signs Orthodontic At a Glance Contract Report for 122068/0001 - September 2019

| | | | |
|----------------------|--------------------------|---------------------------------------------|------------|
| Name or company name | Jandu, Bhambra and Payne | 19/20 Contracted general activity (UDA) | 1,413 |
| Contract type name | GDS Contract | Carry forward general activity (UDA) | 0 |
| Purpose of contract | General and Orthodontic | 19/20 Contracted orthodontic activity (UOA) | 534 |
| Contract start date | 01/04/2014 | Carry forward orthodontic activity (UOA) | 9 |
| Contract end date | | Baseline contract value | £72,917.90 |

| ACCESS | Contract | England and Wales |
|----------------------------------------------|----------|-------------------|
| 24 month ratio of assessments to patient IDs | 1.07 | 1.07 |

| ACTIVITY | Contract |
|-------------------------------------------------------------------------------------------|----------|
| Contract assess and fit appliances (case starts) as a percentage of Area Team case starts | 0.5 % |

Cumulative percentage of contracted UOA delivered 2019 & 2020



| Month | Adjusted Scheduled Activity (UOA) | | |
|-----------|-----------------------------------|------|------|
| | 2018 | 2019 | 2020 |
| April | 0 | -7 | -8 |
| May | 43 | -5 | -8 |
| June | 44 | -5 | -8 |
| July | 108 | 20 | 207 |
| August | 217 | 86 | 380 |
| September | 259 | 132 | 381 |
| October | 262 | 224 | |
| November | 283 | 226 | |
| December | 325 | 226 | |
| January | 350 | 397 | |
| February | 373 | 399 | |
| March | 461 | 483 | |
| April | 527 | 525 | |
| May | 527 | 525 | |
| June | 527 | 525 | |

QUANTITY METRICS (rolling 12 month period)

| | Contract Quantity | Contract Base Number | Contract * | Area Team | Region | England |
|----------------------------------------------------------------------------------|-------------------|----------------------|------------|-----------|--------|---------|
| % of all assessments that were assess and fit appliances (case starts) | 38 | 61 | 62.3% | 53.4% | 56.3% | 57.9% |
| % of all assessments that were assess and refuse | 8 | 61 | 13.1% | 11.8% | 11.8% | 12.4% |
| % of all assessments that were assess and review | 15 | 61 | 24.6% | 34.9% | 31.9% | 29.7% |
| % of case starts with a reported IOTN of 3 and Aesthetic Component of 5 or below | 0 | 38 | <i>N/A</i> | 0.1% | 0.2% | 0.1% |
| % of case starts with a reported IOTN of 3 and Aesthetic Component of 6 or above | 0 | 38 | <i>N/A</i> | 1.6% | 4.0% | 4.0% |
| % of case starts with a reported IOTN of 4 | 36 | 38 | 94.7% | 80.8% | 76.4% | 78.0% |
| % of case starts with a reported IOTN of 5 | 2 | 38 | 5.3% | 16.1% | 17.9% | 16.6% |
| % of concluded courses in receipt of dual-arch fixed appliances | 16 | 28 | 57.1% | 63.4% | 70.6% | 74.0% |
| % of concluded courses where treatment was abandoned or discontinued | 4 | 28 | 14.3% | 12.2% | 9.8% | 8.5% |
| % of patients satisfied with the treatment they have received | 0 | 0 | <i>N/A</i> | 88.0% | 94.8% | 95.5% |

* Figures in italics indicate that the base number is less than 100.

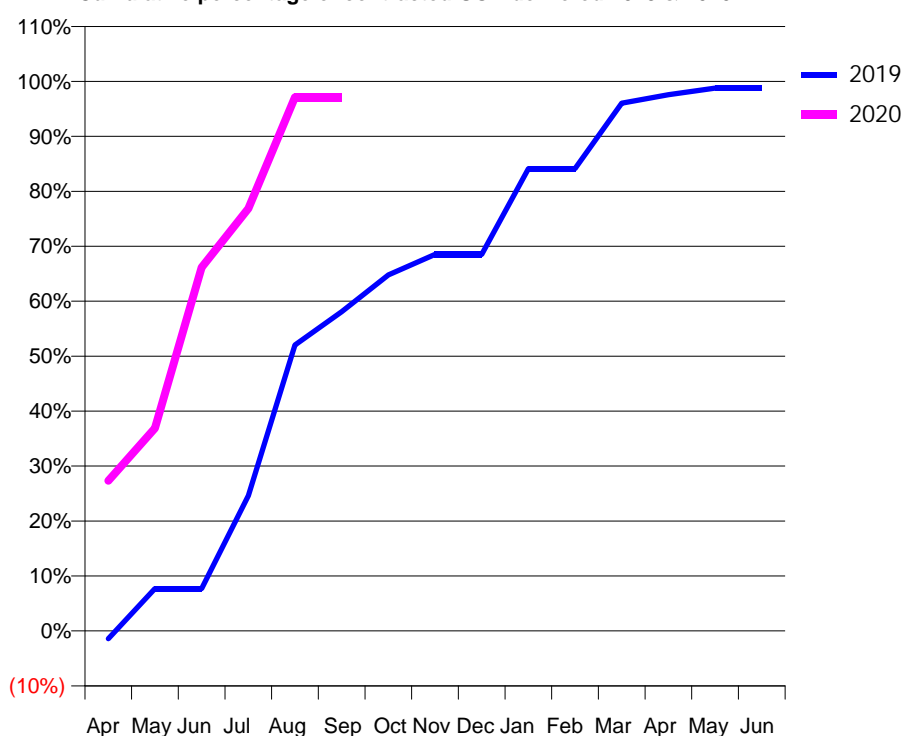
Q54 - Vital Signs Orthodontic At a Glance Contract Report for 125008/0001 - September 2019

| | | | |
|----------------------|-------------------------|---------------------------------------------|-------------|
| Name or company name | Briars Dental Practice | 19/20 Contracted general activity (UDA) | 18,492 |
| Contract type name | GDS Contract | Carry forward general activity (UDA) | 1 |
| Purpose of contract | General and Orthodontic | 19/20 Contracted orthodontic activity (UOA) | 1,763 |
| Contract start date | 01/04/2006 | Carry forward orthodontic activity (UOA) | 22 |
| Contract end date | | Baseline contract value | £574,154.25 |

| ACCESS | Contract | England and Wales |
|----------------------------------------------|----------|-------------------|
| 24 month ratio of assessments to patient IDs | 1.03 | 1.07 |

| ACTIVITY | Contract |
|-------------------------------------------------------------------------------------------|----------|
| Contract assess and fit appliances (case starts) as a percentage of Area Team case starts | 1.4 % |

Cumulative percentage of contracted UOA delivered 2019 & 2020



| Month | Adjusted Scheduled Activity (UOA) | | |
|-----------|-----------------------------------|-------|-------|
| | 2018 | 2019 | 2020 |
| April | -1,026 | -25 | 482 |
| May | -956 | 136 | 650 |
| June | -723 | 136 | 1,166 |
| July | 439 | 434 | 1,355 |
| August | 460 | 917 | 1,712 |
| September | 502 | 1,024 | 1,712 |
| October | 693 | 1,142 | |
| November | 1,021 | 1,208 | |
| December | 1,378 | 1,208 | |
| January | 1,483 | 1,483 | |
| February | 1,507 | 1,483 | |
| March | 1,507 | 1,693 | |
| April | 1,738 | 1,720 | |
| May | 1,738 | 1,741 | |
| June | 1,738 | 1,741 | |

QUANTITY METRICS (rolling 12 month period)

| | Contract Quantity | Contract Base Number | Contract * | Area Team | Region | England |
|----------------------------------------------------------------------------------|-------------------|----------------------|------------|-----------|--------|---------|
| % of all assessments that were assess and fit appliances (case starts) | 113 | 188 | 60.1% | 53.4% | 56.3% | 57.9% |
| % of all assessments that were assess and refuse | 25 | 188 | 13.3% | 11.8% | 11.8% | 12.4% |
| % of all assessments that were assess and review | 50 | 188 | 26.6% | 34.9% | 31.9% | 29.7% |
| % of case starts with a reported IOTN of 3 and Aesthetic Component of 5 or below | 0 | 113 | N/A | 0.1% | 0.2% | 0.1% |
| % of case starts with a reported IOTN of 3 and Aesthetic Component of 6 or above | 1 | 113 | 0.9% | 1.6% | 4.0% | 4.0% |
| % of case starts with a reported IOTN of 4 | 96 | 113 | 85.0% | 80.8% | 76.4% | 78.0% |
| % of case starts with a reported IOTN of 5 | 16 | 113 | 14.2% | 16.1% | 17.9% | 16.6 % |
| % of concluded courses in receipt of dual-arch fixed appliances | 23 | 55 | 41.8% | 63.4% | 70.6% | 74.0% |
| % of concluded courses where treatment was abandoned or discontinued | 32 | 55 | 58.2% | 12.2% | 9.8% | 8.5% |
| % of patients satisfied with the treatment they have received | 0 | 0 | N/A | 88.0% | 94.8% | 95.5% |

* Figures in italics indicate that the base number is less than 100.

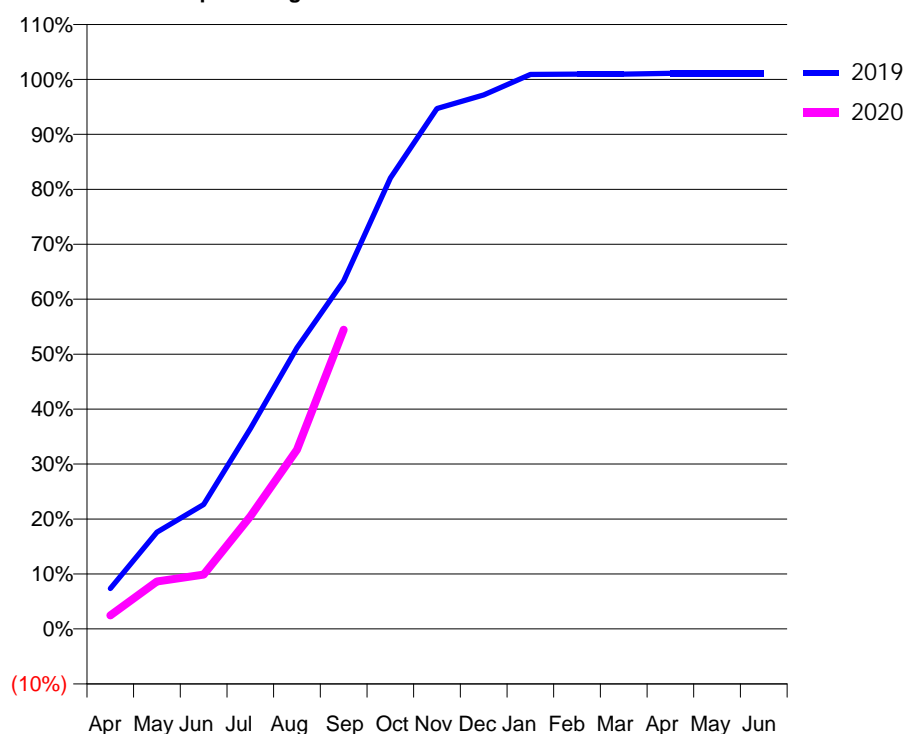
Q54 - Vital Signs Orthodontic At a Glance Contract Report for 126543/0001 - September 2019

| | | | |
|----------------------|-------------------------|---------------------------------------------|-------------|
| Name or company name | Amblecote Dental Care | 19/20 Contracted general activity (UDA) | 21,139 |
| Contract type name | Pilot Contract | Carry forward general activity (UDA) | 0 |
| Purpose of contract | General and Orthodontic | 19/20 Contracted orthodontic activity (UOA) | 1,699 |
| Contract start date | 01/10/2014 | Carry forward orthodontic activity (UOA) | 0 |
| Contract end date | | Baseline contract value | £803,558.34 |

| ACCESS | Contract | England and Wales |
|----------------------------------------------|----------|-------------------|
| 24 month ratio of assessments to patient IDs | 1.20 | 1.07 |

| ACTIVITY | Contract |
|-------------------------------------------------------------------------------------------|----------|
| Contract assess and fit appliances (case starts) as a percentage of Area Team case starts | 0.9 % |

Cumulative percentage of contracted UOA delivered 2019 & 2020



| Month | Adjusted Scheduled Activity (UOA) | | |
|-----------|-----------------------------------|-------|------|
| | 2018 | 2019 | 2020 |
| April | 45 | 125 | 42 |
| May | 204 | 299 | 147 |
| June | 324 | 385 | 168 |
| July | 616 | 619 | 348 |
| August | 629 | 869 | 554 |
| September | 752 | 1,076 | 925 |
| October | 942 | 1,394 | |
| November | 990 | 1,609 | |
| December | 1,139 | 1,651 | |
| January | 1,381 | 1,714 | |
| February | 1,675 | 1,715 | |
| March | 1,708 | 1,715 | |
| April | 1,734 | 1,718 | |
| May | 1,734 | 1,718 | |
| June | 1,734 | 1,718 | |

QUANTITY METRICS (rolling 12 month period)

| | Contract Quantity | Contract Base Number | Contract * | Area Team | Region | England |
|----------------------------------------------------------------------------------|-------------------|----------------------|------------|-----------|--------|---------|
| % of all assessments that were assess and fit appliances (case starts) | 72 | 159 | 45.3% | 53.4% | 56.3% | 57.9% |
| % of all assessments that were assess and refuse | 31 | 159 | 19.5% | 11.8% | 11.8% | 12.4% |
| % of all assessments that were assess and review | 56 | 159 | 35.2% | 34.9% | 31.9% | 29.7% |
| % of case starts with a reported IOTN of 3 and Aesthetic Component of 5 or below | 0 | 72 | <i>N/A</i> | 0.1% | 0.2% | 0.1% |
| % of case starts with a reported IOTN of 3 and Aesthetic Component of 6 or above | 1 | 72 | 1.4% | 1.6% | 4.0% | 4.0% |
| % of case starts with a reported IOTN of 4 | 65 | 72 | 90.3% | 80.8% | 76.4% | 78.0% |
| % of case starts with a reported IOTN of 5 | 6 | 72 | 8.3% | 16.1% | 17.9% | 16.6 % |
| % of concluded courses in receipt of dual-arch fixed appliances | 17 | 79 | 21.5% | 63.4% | 70.6% | 74.0% |
| % of concluded courses where treatment was abandoned or discontinued | 7 | 79 | 8.9% | 12.2% | 9.8% | 8.5% |
| % of patients satisfied with the treatment they have received | 0 | 0 | <i>N/A</i> | 88.0% | 94.8% | 95.5% |

* Figures in italics indicate that the base number is less than 100.

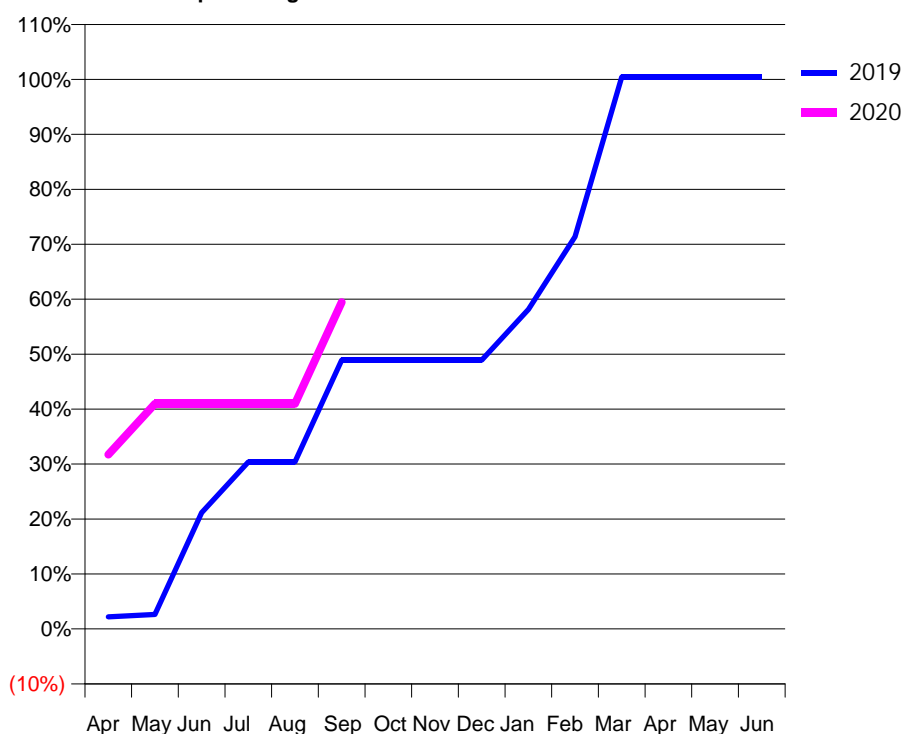
Q54 - Vital Signs Orthodontic At a Glance Contract Report for 129321/0001 - September 2019

| | | | |
|----------------------|-------------------------|---------------------------------------------|-------------|
| Name or company name | Smile By Smile Dental | 19/20 Contracted general activity (UDA) | 8,806 |
| Contract type name | GDS Contract | Carry forward general activity (UDA) | 152 |
| Purpose of contract | General and Orthodontic | 19/20 Contracted orthodontic activity (UOA) | 227 |
| Contract start date | 01/08/2011 | Carry forward orthodontic activity (UOA) | -1 |
| Contract end date | | Baseline contract value | £222,007.60 |

| ACCESS | Contract | England and Wales |
|----------------------------------------------|----------|-------------------|
| 24 month ratio of assessments to patient IDs | 1.03 | 1.07 |

| ACTIVITY | Contract |
|-------------------------------------------------------------------------------------------|----------|
| Contract assess and fit appliances (case starts) as a percentage of Area Team case starts | 0.2 % |

Cumulative percentage of contracted UOA delivered 2019 & 2020



| Month | Adjusted Scheduled Activity (UOA) | | |
|-----------|-----------------------------------|------|------|
| | 2018 | 2019 | 2020 |
| April | 3 | 5 | 72 |
| May | 24 | 6 | 93 |
| June | 88 | 48 | 93 |
| July | 130 | 69 | 93 |
| August | 151 | 69 | 93 |
| September | 194 | 111 | 135 |
| October | 194 | 111 | |
| November | 215 | 111 | |
| December | 215 | 111 | |
| January | 215 | 132 | |
| February | 237 | 162 | |
| March | 237 | 228 | |
| April | 237 | 228 | |
| May | 237 | 228 | |
| June | 237 | 228 | |

QUANTITY METRICS (rolling 12 month period)

| | Contract Quantity | Contract Base Number | Contract * | Area Team | Region | England |
|----------------------------------------------------------------------------------|-------------------|----------------------|------------|-----------|--------|---------|
| % of all assessments that were assess and fit appliances (case starts) | 14 | 22 | 63.6% | 53.4% | 56.3% | 57.9% |
| % of all assessments that were assess and refuse | 0 | 22 | 0.0% | 11.8% | 11.8% | 12.4% |
| % of all assessments that were assess and review | 8 | 22 | 36.4% | 34.9% | 31.9% | 29.7% |
| % of case starts with a reported IOTN of 3 and Aesthetic Component of 5 or below | 0 | 14 | N/A | 0.1% | 0.2% | 0.1% |
| % of case starts with a reported IOTN of 3 and Aesthetic Component of 6 or above | 0 | 14 | N/A | 1.6% | 4.0% | 4.0% |
| % of case starts with a reported IOTN of 4 | 12 | 14 | 85.7% | 80.8% | 76.4% | 78.0% |
| % of case starts with a reported IOTN of 5 | 0 | 14 | N/A | 16.1% | 17.9% | 16.6% |
| % of concluded courses in receipt of dual-arch fixed appliances | 6 | 8 | 75.0% | 63.4% | 70.6% | 74.0% |
| % of concluded courses where treatment was abandoned or discontinued | 0 | 8 | 0.0% | 12.2% | 9.8% | 8.5% |
| % of patients satisfied with the treatment they have received | 0 | 0 | N/A | 88.0% | 94.8% | 95.5% |

* Figures in italics indicate that the base number is less than 100.

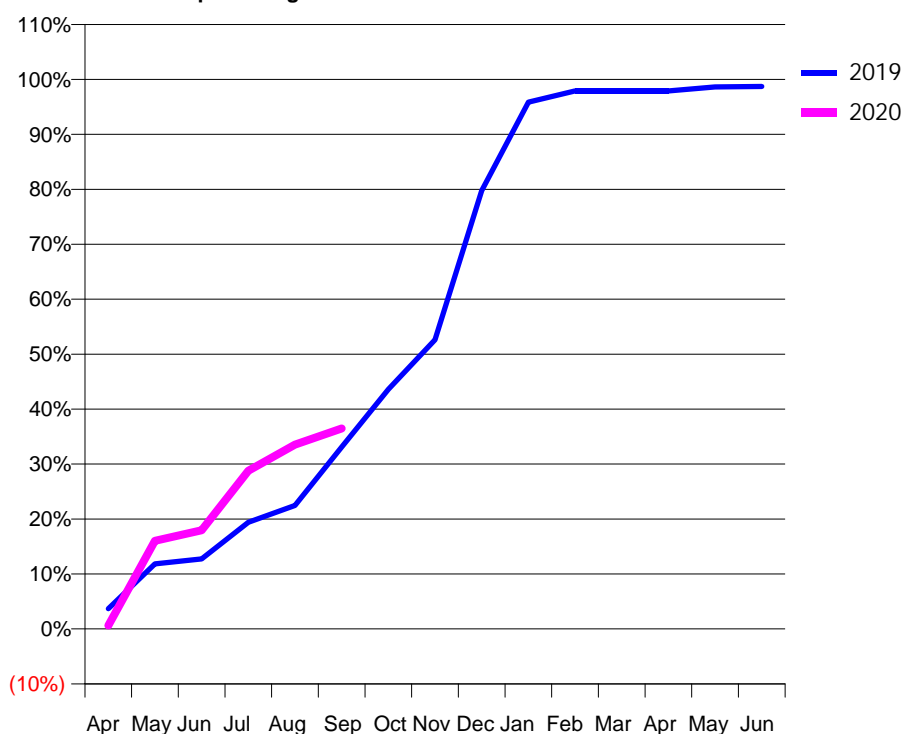
Q54 - Vital Signs Orthodontic At a Glance Contract Report for 131342/0001 - September 2019

| | | | |
|----------------------|-----------------------------------|---------------------------------------------|---------------|
| Name or company name | Camila Pema Dhaya & Jatinder Kaur | 19/20 Contracted general activity (UDA) | 44,254 |
| Contract type name | GDS Contract | Carry forward general activity (UDA) | -801 |
| Purpose of contract | General and Orthodontic | 19/20 Contracted orthodontic activity (UOA) | 1,091 |
| Contract start date | 01/04/2010 | Carry forward orthodontic activity (UOA) | 14 |
| Contract end date | | Baseline contract value | £1,360,739.66 |

| ACCESS | Contract | England and Wales |
|----------------------------------------------|----------|-------------------|
| 24 month ratio of assessments to patient IDs | 1.08 | 1.07 |

| ACTIVITY | Contract |
|-------------------------------------------------------------------------------------------|----------|
| Contract assess and fit appliances (case starts) as a percentage of Area Team case starts | 0.6 % |

Cumulative percentage of contracted UOA delivered 2019 & 2020



| Month | Adjusted Scheduled Activity (UOA) | | |
|-----------|-----------------------------------|-------|------|
| | 2018 | 2019 | 2020 |
| April | 167 | 40 | 7 |
| May | 282 | 129 | 175 |
| June | 282 | 139 | 196 |
| July | 337 | 212 | 314 |
| August | 422 | 245 | 366 |
| September | 520 | 361 | 398 |
| October | 638 | 476 | |
| November | 799 | 574 | |
| December | 851 | 870 | |
| January | 962 | 1,046 | |
| February | 1,053 | 1,068 | |
| March | 1,053 | 1,068 | |
| April | 1,075 | 1,068 | |
| May | 1,075 | 1,076 | |
| June | 1,075 | 1,077 | |

QUANTITY METRICS (rolling 12 month period)

| | Contract Quantity | Contract Base Number | Contract * | Area Team | Region | England |
|----------------------------------------------------------------------------------|-------------------|----------------------|------------|-----------|--------|---------|
| % of all assessments that were assess and fit appliances (case starts) | 50 | 152 | 32.9% | 53.4% | 56.3% | 57.9% |
| % of all assessments that were assess and refuse | 17 | 152 | 11.2% | 11.8% | 11.8% | 12.4% |
| % of all assessments that were assess and review | 85 | 152 | 55.9% | 34.9% | 31.9% | 29.7% |
| % of case starts with a reported IOTN of 3 and Aesthetic Component of 5 or below | 0 | 50 | <i>N/A</i> | 0.1% | 0.2% | 0.1% |
| % of case starts with a reported IOTN of 3 and Aesthetic Component of 6 or above | 6 | 50 | 12.0% | 1.6% | 4.0% | 4.0% |
| % of case starts with a reported IOTN of 4 | 37 | 50 | 74.0% | 80.8% | 76.4% | 78.0% |
| % of case starts with a reported IOTN of 5 | 5 | 50 | 10.0% | 16.1% | 17.9% | 16.6 % |
| % of concluded courses in receipt of dual-arch fixed appliances | 10 | 28 | 35.7% | 63.4% | 70.6% | 74.0% |
| % of concluded courses where treatment was abandoned or discontinued | 12 | 28 | 42.9% | 12.2% | 9.8% | 8.5% |
| % of patients satisfied with the treatment they have received | 0 | 0 | <i>N/A</i> | 88.0% | 94.8% | 95.5% |

* Figures in italics indicate that the base number is less than 100.

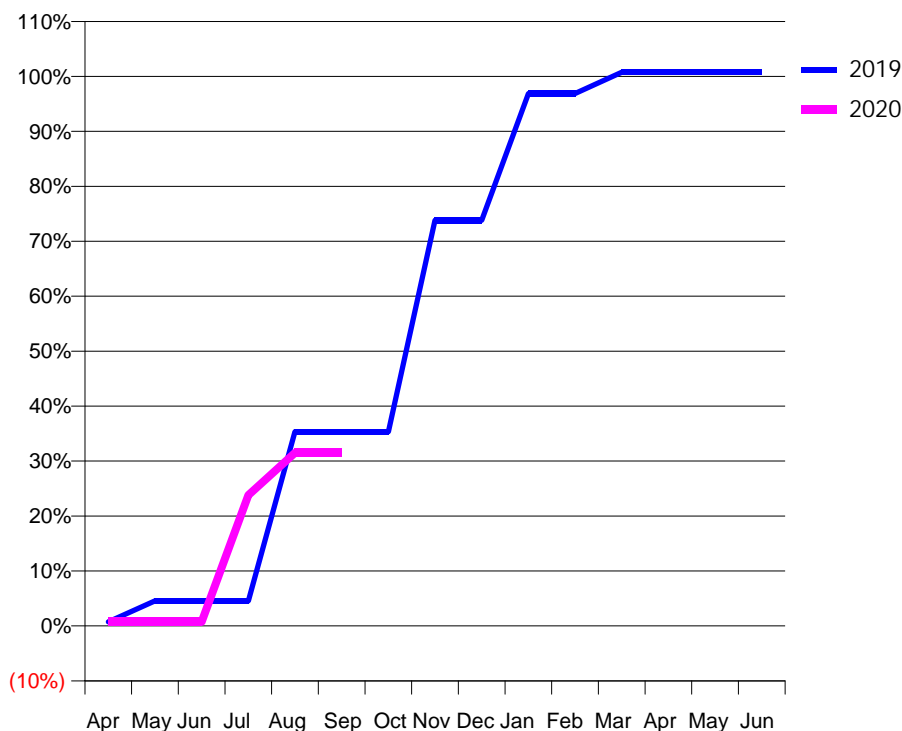
Q54 - Vital Signs Orthodontic At a Glance Contract Report for 138657/0001 - September 2019

| | | | |
|----------------------|------------------------------|---------------------------------------------|-------------|
| Name or company name | Coalway Road Dental Practice | 19/20 Contracted general activity (UDA) | 15,000 |
| Contract type name | GDS Contract | Carry forward general activity (UDA) | -256 |
| Purpose of contract | General and Orthodontic | 19/20 Contracted orthodontic activity (UOA) | 546 |
| Contract start date | 01/06/2011 | Carry forward orthodontic activity (UOA) | -4 |
| Contract end date | | Baseline contract value | £328,628.96 |

| ACCESS | Contract | England and Wales |
|----------------------------------------------|----------|-------------------|
| 24 month ratio of assessments to patient IDs | 1.00 | 1.07 |

| ACTIVITY | Contract |
|-------------------------------------------------------------------------------------------|----------|
| Contract assess and fit appliances (case starts) as a percentage of Area Team case starts | 0.3 % |

Cumulative percentage of contracted UOA delivered 2019 & 2020



| Month | Adjusted Scheduled Activity (UOA) | | |
|-----------|-----------------------------------|------|------|
| | 2018 | 2019 | 2020 |
| April | 21 | 4 | 4 |
| May | 21 | 25 | 4 |
| June | 42 | 25 | 4 |
| July | 210 | 25 | 130 |
| August | 252 | 193 | 172 |
| September | 273 | 193 | 172 |
| October | 357 | 193 | |
| November | 422 | 403 | |
| December | 443 | 403 | |
| January | 485 | 529 | |
| February | 485 | 529 | |
| March | 655 | 550 | |
| April | 928 | 550 | |
| May | 928 | 550 | |
| June | 928 | 550 | |

QUANTITY METRICS (rolling 12 month period)

| | Contract Quantity | Contract Base Number | Contract * | Area Team | Region | England |
|----------------------------------------------------------------------------------|-------------------|----------------------|------------|-----------|--------|---------|
| % of all assessments that were assess and fit appliances (case starts) | 25 | 25 | 100.0% | 53.4% | 56.3% | 57.9% |
| % of all assessments that were assess and refuse | 0 | 25 | 0.0% | 11.8% | 11.8% | 12.4% |
| % of all assessments that were assess and review | 0 | 25 | 0.0% | 34.9% | 31.9% | 29.7% |
| % of case starts with a reported IOTN of 3 and Aesthetic Component of 5 or below | 0 | 25 | N/A | 0.1% | 0.2% | 0.1% |
| % of case starts with a reported IOTN of 3 and Aesthetic Component of 6 or above | 1 | 25 | 4.0% | 1.6% | 4.0% | 4.0% |
| % of case starts with a reported IOTN of 4 | 16 | 25 | 64.0% | 80.8% | 76.4% | 78.0% |
| % of case starts with a reported IOTN of 5 | 7 | 25 | 28.0% | 16.1% | 17.9% | 16.6% |
| % of concluded courses in receipt of dual-arch fixed appliances | 19 | 29 | 65.5% | 63.4% | 70.6% | 74.0% |
| % of concluded courses where treatment was abandoned or discontinued | 10 | 29 | 34.5% | 12.2% | 9.8% | 8.5% |
| % of patients satisfied with the treatment they have received | 0 | 0 | N/A | 88.0% | 94.8% | 95.5% |

* Figures in italics indicate that the base number is less than 100.

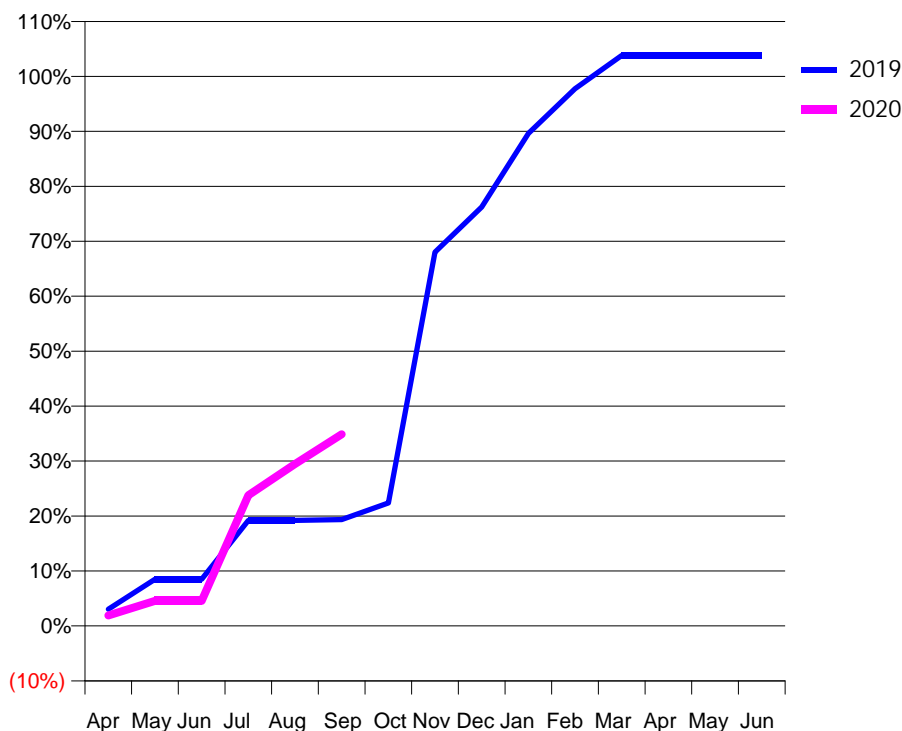
Q54 - Vital Signs Orthodontic At a Glance Contract Report for 140260/0001 - September 2019

| | | | |
|----------------------|-------------------------|---------------------------------------------|-------------|
| Name or company name | Thornley & Thornley | 19/20 Contracted general activity (UDA) | 3,132 |
| Contract type name | GDS Contract | Carry forward general activity (UDA) | -20 |
| Purpose of contract | General and Orthodontic | 19/20 Contracted orthodontic activity (UOA) | 791 |
| Contract start date | 01/04/2006 | Carry forward orthodontic activity (UOA) | -15 |
| Contract end date | | Baseline contract value | £138,530.46 |

| ACCESS | Contract | England and Wales |
|----------------------------------------------|----------|-------------------|
| 24 month ratio of assessments to patient IDs | 1.07 | 1.07 |

| ACTIVITY | Contract |
|-------------------------------------------------------------------------------------------|----------|
| Contract assess and fit appliances (case starts) as a percentage of Area Team case starts | 0.5 % |

Cumulative percentage of contracted UOA delivered 2019 & 2020



| Month | Adjusted Scheduled Activity (UOA) | | |
|-----------|-----------------------------------|------|------|
| | 2018 | 2019 | 2020 |
| April | 37 | 24 | 15 |
| May | 82 | 67 | 36 |
| June | 231 | 67 | 36 |
| July | 357 | 152 | 188 |
| August | 422 | 152 | 233 |
| September | 634 | 153 | 276 |
| October | 739 | 177 | |
| November | 784 | 538 | |
| December | 785 | 603 | |
| January | 813 | 709 | |
| February | 857 | 773 | |
| March | 1,263 | 821 | |
| April | 1,287 | 821 | |
| May | 1,287 | 821 | |
| June | 1,266 | 821 | |

QUANTITY METRICS (rolling 12 month period)

| | Contract Quantity | Contract Base Number | Contract * | Area Team | Region | England |
|----------------------------------------------------------------------------------|-------------------|----------------------|------------|-----------|--------|---------|
| % of all assessments that were assess and fit appliances (case starts) | 43 | 67 | 64.2% | 53.4% | 56.3% | 57.9% |
| % of all assessments that were assess and refuse | 9 | 67 | 13.4% | 11.8% | 11.8% | 12.4% |
| % of all assessments that were assess and review | 15 | 67 | 22.4% | 34.9% | 31.9% | 29.7% |
| % of case starts with a reported IOTN of 3 and Aesthetic Component of 5 or below | 0 | 43 | N/A | 0.1% | 0.2% | 0.1% |
| % of case starts with a reported IOTN of 3 and Aesthetic Component of 6 or above | 3 | 43 | 7.0% | 1.6% | 4.0% | 4.0% |
| % of case starts with a reported IOTN of 4 | 35 | 43 | 81.4% | 80.8% | 76.4% | 78.0% |
| % of case starts with a reported IOTN of 5 | 5 | 43 | 11.6% | 16.1% | 17.9% | 16.6% |
| % of concluded courses in receipt of dual-arch fixed appliances | 28 | 37 | 75.7% | 63.4% | 70.6% | 74.0% |
| % of concluded courses where treatment was abandoned or discontinued | 6 | 37 | 16.2% | 12.2% | 9.8% | 8.5% |
| % of patients satisfied with the treatment they have received | 0 | 0 | N/A | 88.0% | 94.8% | 95.5% |

* Figures in italics indicate that the base number is less than 100.

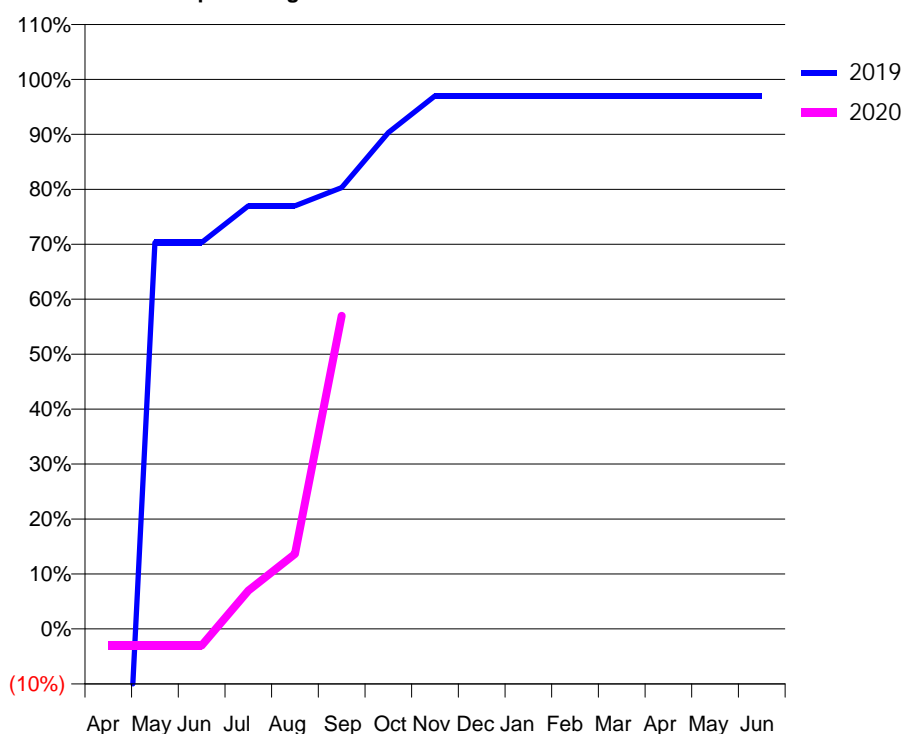
Q54 - Vital Signs Orthodontic At a Glance Contract Report for 142131/0004 - September 2019

| | | | |
|----------------------|--------------------------|---------------------------------------------|------------|
| Name or company name | New Road Dental Practice | 19/20 Contracted general activity (UDA) | 0 |
| Contract type name | PDS Contract | Carry forward general activity (UDA) | 0 |
| Purpose of contract | Orthodontic | 19/20 Contracted orthodontic activity (UOA) | 630 |
| Contract start date | 13/06/2011 | Carry forward orthodontic activity (UOA) | 19 |
| Contract end date | 26/06/2020 | Baseline contract value | £31,035.71 |

| ACCESS | Contract | England and Wales |
|----------------------------------------------|----------|-------------------|
| 24 month ratio of assessments to patient IDs | 1.00 | 1.07 |

| ACTIVITY | Contract |
|-------------------------------------------------------------------------------------------|----------|
| Contract assess and fit appliances (case starts) as a percentage of Area Team case starts | 0.3 % |

Cumulative percentage of contracted UOA delivered 2019 & 2020



| Month | Adjusted Scheduled Activity (UOA) | | |
|-----------|-----------------------------------|------|------|
| | 2018 | 2019 | 2020 |
| April | 2 | -628 | -19 |
| May | 44 | 443 | -19 |
| June | 44 | 443 | -19 |
| July | 149 | 485 | 44 |
| August | 212 | 485 | 86 |
| September | 296 | 506 | 359 |
| October | 506 | 569 | |
| November | 590 | 611 | |
| December | 590 | 611 | |
| January | 590 | 611 | |
| February | 611 | 611 | |
| March | 947 | 611 | |
| April | 989 | 611 | |
| May | 989 | 611 | |
| June | 989 | 611 | |

QUANTITY METRICS (rolling 12 month period)

| | Contract Quantity | Contract Base Number | Contract * | Area Team | Region | England |
|----------------------------------------------------------------------------------|-------------------|----------------------|------------|-----------|--------|---------|
| % of all assessments that were assess and fit appliances (case starts) | 23 | 23 | 100.0% | 53.4% | 56.3% | 57.9% |
| % of all assessments that were assess and refuse | 0 | 23 | 0.0% | 11.8% | 11.8% | 12.4% |
| % of all assessments that were assess and review | 0 | 23 | 0.0% | 34.9% | 31.9% | 29.7% |
| % of case starts with a reported IOTN of 3 and Aesthetic Component of 5 or below | 0 | 23 | N/A | 0.1% | 0.2% | 0.1% |
| % of case starts with a reported IOTN of 3 and Aesthetic Component of 6 or above | 0 | 23 | N/A | 1.6% | 4.0% | 4.0% |
| % of case starts with a reported IOTN of 4 | 21 | 23 | 91.3% | 80.8% | 76.4% | 78.0% |
| % of case starts with a reported IOTN of 5 | 2 | 23 | 8.7% | 16.1% | 17.9% | 16.6 % |
| % of concluded courses in receipt of dual-arch fixed appliances | 14 | 25 | 56.0% | 63.4% | 70.6% | 74.0% |
| % of concluded courses where treatment was abandoned or discontinued | 11 | 25 | 44.0% | 12.2% | 9.8% | 8.5% |
| % of patients satisfied with the treatment they have received | 0 | 0 | N/A | 88.0% | 94.8% | 95.5% |

* Figures in italics indicate that the base number is less than 100.

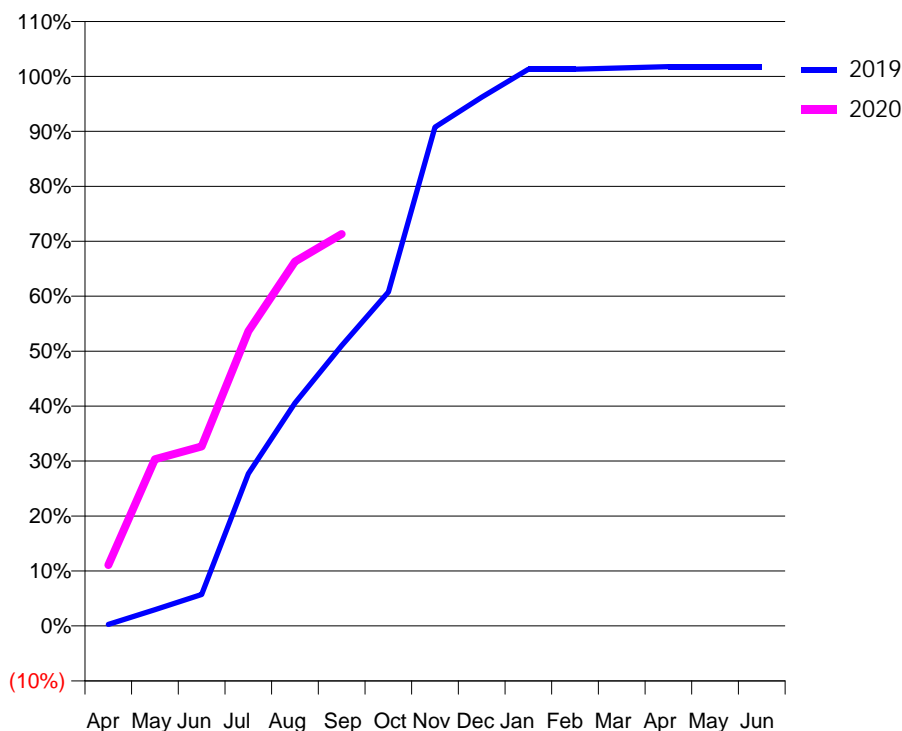
Q54 - Vital Signs Orthodontic At a Glance Contract Report for 148733/0001 - September 2019

| | | | |
|----------------------|-------------------------|---------------------------------------------|------------|
| Name or company name | Morgan Dental | 19/20 Contracted general activity (UDA) | 773 |
| Contract type name | GDS Contract | Carry forward general activity (UDA) | 0 |
| Purpose of contract | General and Orthodontic | 19/20 Contracted orthodontic activity (UOA) | 900 |
| Contract start date | 01/10/2013 | Carry forward orthodontic activity (UOA) | -15 |
| Contract end date | | Baseline contract value | £81,160.65 |

| ACCESS | Contract | England and Wales |
|----------------------------------------------|----------|-------------------|
| 24 month ratio of assessments to patient IDs | 1.15 | 1.07 |

| ACTIVITY | Contract |
|-------------------------------------------------------------------------------------------|----------|
| Contract assess and fit appliances (case starts) as a percentage of Area Team case starts | 0.6 % |

Cumulative percentage of contracted UOA delivered 2019 & 2020



| Month | Adjusted Scheduled Activity (UOA) | | |
|-----------|-----------------------------------|------|------|
| | 2018 | 2019 | 2020 |
| April | 14 | 3 | 100 |
| May | 121 | 27 | 273 |
| June | 145 | 52 | 294 |
| July | 189 | 249 | 483 |
| August | 189 | 365 | 597 |
| September | 257 | 459 | 642 |
| October | 260 | 547 | |
| November | 306 | 817 | |
| December | 370 | 866 | |
| January | 437 | 912 | |
| February | 482 | 912 | |
| March | 531 | 914 | |
| April | 724 | 916 | |
| May | 724 | 916 | |
| June | 724 | 916 | |

QUANTITY METRICS (rolling 12 month period)

| | Contract Quantity | Contract Base Number | Contract * | Area Team | Region | England |
|----------------------------------------------------------------------------------|-------------------|----------------------|------------|-----------|--------|---------|
| % of all assessments that were assess and fit appliances (case starts) | 49 | 105 | 46.7% | 53.4% | 56.3% | 57.9% |
| % of all assessments that were assess and refuse | 9 | 105 | 8.6% | 11.8% | 11.8% | 12.4% |
| % of all assessments that were assess and review | 47 | 105 | 44.8% | 34.9% | 31.9% | 29.7% |
| % of case starts with a reported IOTN of 3 and Aesthetic Component of 5 or below | 0 | 49 | <i>N/A</i> | 0.1% | 0.2% | 0.1% |
| % of case starts with a reported IOTN of 3 and Aesthetic Component of 6 or above | 0 | 49 | <i>N/A</i> | 1.6% | 4.0% | 4.0% |
| % of case starts with a reported IOTN of 4 | 47 | 49 | 95.9% | 80.8% | 76.4% | 78.0% |
| % of case starts with a reported IOTN of 5 | 2 | 49 | 4.1% | 16.1% | 17.9% | 16.6% |
| % of concluded courses in receipt of dual-arch fixed appliances | 19 | 20 | 95.0% | 63.4% | 70.6% | 74.0% |
| % of concluded courses where treatment was abandoned or discontinued | 0 | 20 | 0.0% | 12.2% | 9.8% | 8.5% |
| % of patients satisfied with the treatment they have received | 0 | 0 | <i>N/A</i> | 88.0% | 94.8% | 95.5% |

* Figures in italics indicate that the base number is less than 100.

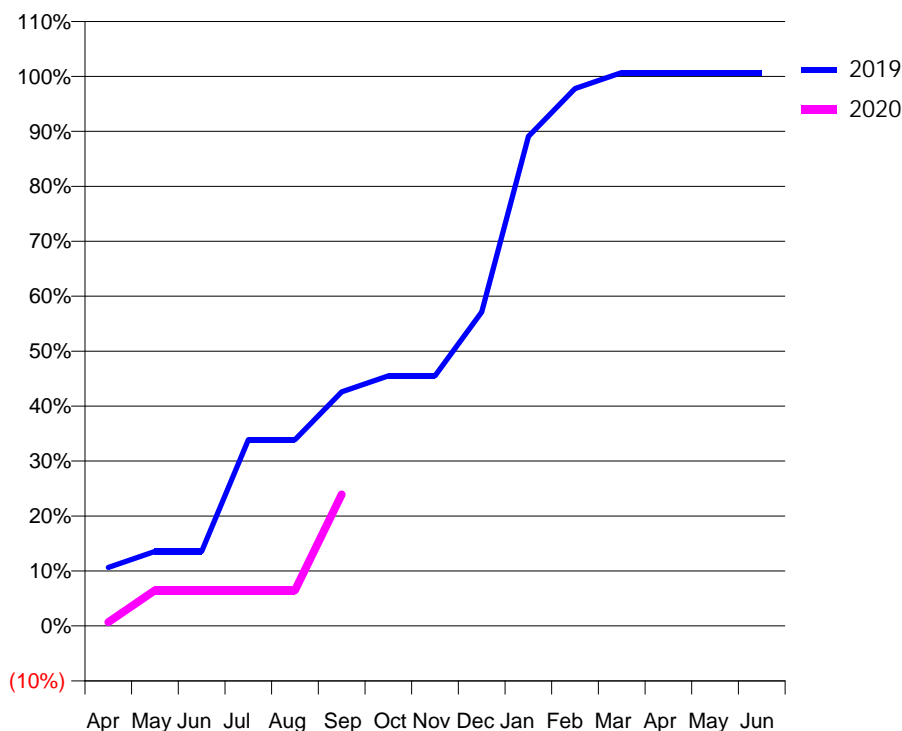
Q54 - Vital Signs Orthodontic At a Glance Contract Report for 150665/0001 - September 2019

| | | | |
|----------------------|------------------------------|---------------------------------------------|-------------|
| Name or company name | Shaw & Jandu Dental Practice | 19/20 Contracted general activity (UDA) | 10,110 |
| Contract type name | GDS Contract | Carry forward general activity (UDA) | 0 |
| Purpose of contract | General and Orthodontic | 19/20 Contracted orthodontic activity (UOA) | 723 |
| Contract start date | 01/04/2009 | Carry forward orthodontic activity (UOA) | -5 |
| Contract end date | | Baseline contract value | £267,377.83 |

| ACCESS | Contract | England and Wales |
|----------------------------------------------|----------|-------------------|
| 24 month ratio of assessments to patient IDs | 1.00 | 1.07 |

| ACTIVITY | Contract |
|-------------------------------------------------------------------------------------------|----------|
| Contract assess and fit appliances (case starts) as a percentage of Area Team case starts | 0.3 % |

Cumulative percentage of contracted UOA delivered 2019 & 2020



| Month | Adjusted Scheduled Activity (UOA) | | |
|-----------|-----------------------------------|------|------|
| | 2018 | 2019 | 2020 |
| April | 21 | 77 | 5 |
| May | 44 | 98 | 47 |
| June | 44 | 98 | 47 |
| July | 86 | 245 | 47 |
| August | 86 | 245 | 47 |
| September | 86 | 308 | 173 |
| October | 191 | 329 | |
| November | 275 | 329 | |
| December | 361 | 413 | |
| January | 382 | 644 | |
| February | 447 | 707 | |
| March | 657 | 728 | |
| April | 742 | 728 | |
| May | 742 | 728 | |
| June | 742 | 728 | |

QUANTITY METRICS (rolling 12 month period)

| | Contract Quantity | Contract Base Number | Contract * | Area Team | Region | England |
|----------------------------------------------------------------------------------|-------------------|----------------------|------------|-----------|--------|---------|
| % of all assessments that were assess and fit appliances (case starts) | 28 | 28 | 100.0% | 53.4% | 56.3% | 57.9% |
| % of all assessments that were assess and refuse | 0 | 28 | 0.0% | 11.8% | 11.8% | 12.4% |
| % of all assessments that were assess and review | 0 | 28 | 0.0% | 34.9% | 31.9% | 29.7% |
| % of case starts with a reported IOTN of 3 and Aesthetic Component of 5 or below | 0 | 28 | N/A | 0.1% | 0.2% | 0.1% |
| % of case starts with a reported IOTN of 3 and Aesthetic Component of 6 or above | 0 | 28 | N/A | 1.6% | 4.0% | 4.0% |
| % of case starts with a reported IOTN of 4 | 26 | 28 | 92.9% | 80.8% | 76.4% | 78.0% |
| % of case starts with a reported IOTN of 5 | 2 | 28 | 7.1% | 16.1% | 17.9% | 16.6 % |
| % of concluded courses in receipt of dual-arch fixed appliances | 20 | 36 | 55.6% | 63.4% | 70.6% | 74.0% |
| % of concluded courses where treatment was abandoned or discontinued | 11 | 36 | 30.6% | 12.2% | 9.8% | 8.5% |
| % of patients satisfied with the treatment they have received | 0 | 0 | N/A | 88.0% | 94.8% | 95.5% |

* Figures in italics indicate that the base number is less than 100.

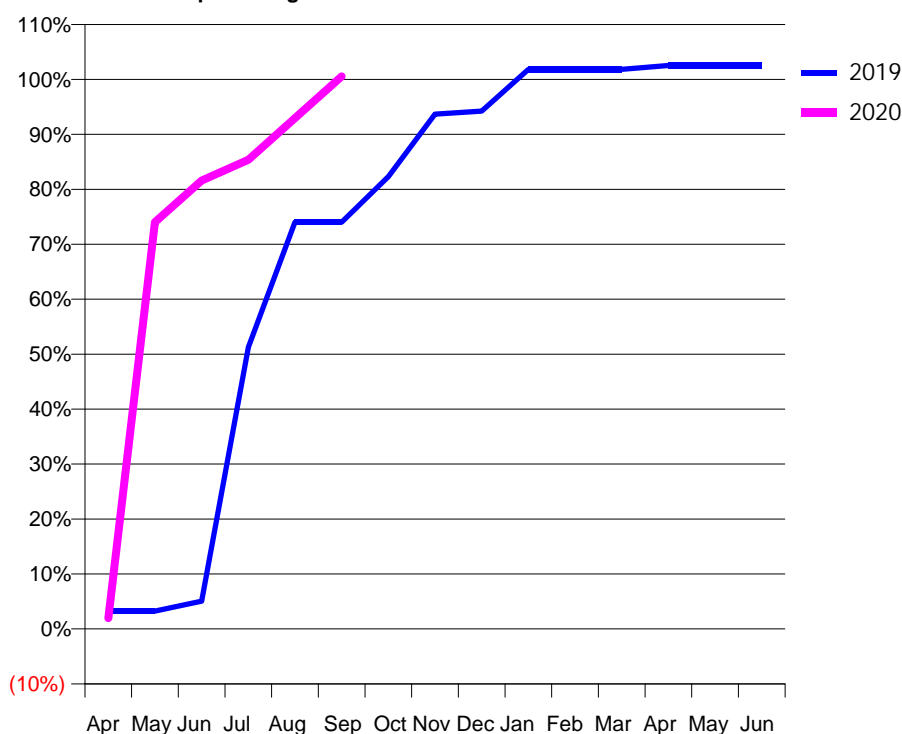
Q54 - Vital Signs Orthodontic At a Glance Contract Report for 155861/0001 - September 2019

| | | | |
|----------------------|-------------------------|---------------------------------------------|-------------|
| Name or company name | P & A Bhandal | 19/20 Contracted general activity (UDA) | 16,221 |
| Contract type name | GDS Contract | Carry forward general activity (UDA) | 20 |
| Purpose of contract | General and Orthodontic | 19/20 Contracted orthodontic activity (UOA) | 554 |
| Contract start date | 25/02/2011 | Carry forward orthodontic activity (UOA) | -11 |
| Contract end date | | Baseline contract value | £392,447.06 |

| ACCESS | Contract | England and Wales |
|----------------------------------------------|----------|-------------------|
| 24 month ratio of assessments to patient IDs | 1.05 | 1.07 |

| ACTIVITY | Contract |
|-------------------------------------------------------------------------------------------|----------|
| Contract assess and fit appliances (case starts) as a percentage of Area Team case starts | 0.4 % |

Cumulative percentage of contracted UOA delivered 2019 & 2020



| Month | Adjusted Scheduled Activity (UOA) | | |
|-----------|-----------------------------------|------|------|
| | 2018 | 2019 | 2020 |
| April | 12 | 18 | 11 |
| May | 162 | 18 | 410 |
| June | 162 | 28 | 452 |
| July | 162 | 284 | 473 |
| August | 162 | 410 | 515 |
| September | 162 | 410 | 557 |
| October | 479 | 456 | |
| November | 479 | 519 | |
| December | 500 | 522 | |
| January | 504 | 564 | |
| February | 618 | 564 | |
| March | 891 | 564 | |
| April | 933 | 568 | |
| May | 933 | 568 | |
| June | 933 | 568 | |

QUANTITY METRICS (rolling 12 month period)

| | Contract Quantity | Contract Base Number | Contract * | Area Team | Region | England |
|----------------------------------------------------------------------------------|-------------------|----------------------|------------|-----------|--------|---------|
| % of all assessments that were assess and fit appliances (case starts) | 33 | 45 | 73.3% | 53.4% | 56.3% | 57.9% |
| % of all assessments that were assess and refuse | 3 | 45 | 6.7% | 11.8% | 11.8% | 12.4% |
| % of all assessments that were assess and review | 9 | 45 | 20.0% | 34.9% | 31.9% | 29.7% |
| % of case starts with a reported IOTN of 3 and Aesthetic Component of 5 or below | 0 | 33 | <i>N/A</i> | 0.1% | 0.2% | 0.1% |
| % of case starts with a reported IOTN of 3 and Aesthetic Component of 6 or above | 0 | 33 | <i>N/A</i> | 1.6% | 4.0% | 4.0% |
| % of case starts with a reported IOTN of 4 | 31 | 33 | 93.9% | 80.8% | 76.4% | 78.0% |
| % of case starts with a reported IOTN of 5 | 2 | 33 | 6.1% | 16.1% | 17.9% | 16.6 % |
| % of concluded courses in receipt of dual-arch fixed appliances | 9 | 14 | 64.3% | 63.4% | 70.6% | 74.0% |
| % of concluded courses where treatment was abandoned or discontinued | 5 | 14 | 35.7% | 12.2% | 9.8% | 8.5% |
| % of patients satisfied with the treatment they have received | 0 | 0 | <i>N/A</i> | 88.0% | 94.8% | 95.5% |

* Figures in italics indicate that the base number is less than 100.

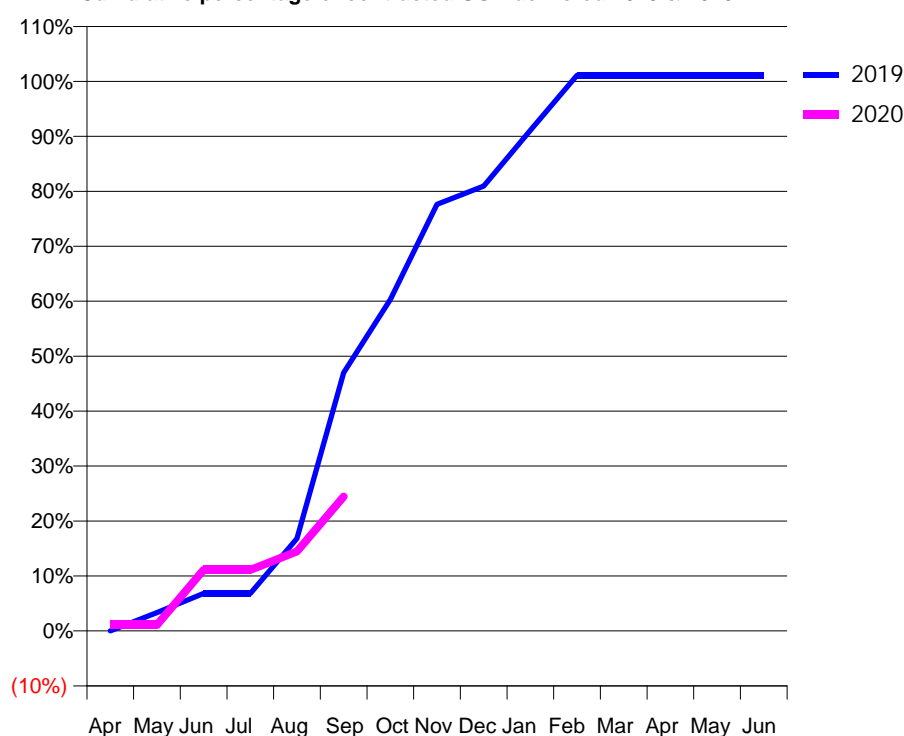
Q54 - Vital Signs Orthodontic At a Glance Contract Report for 157422/0007 - September 2019

| | | | |
|----------------------|------------------------|---------------------------------------------|------------|
| Name or company name | Priory Dental Practice | 19/20 Contracted general activity (UDA) | 0 |
| Contract type name | PDS Contract | Carry forward general activity (UDA) | 0 |
| Purpose of contract | Orthodontic | 19/20 Contracted orthodontic activity (UOA) | 630 |
| Contract start date | 13/06/2011 | Carry forward orthodontic activity (UOA) | -7 |
| Contract end date | 26/06/2020 | Baseline contract value | £31,035.71 |

| ACCESS | Contract | England and Wales |
|----------------------------------------------|----------|-------------------|
| 24 month ratio of assessments to patient IDs | 1.00 | 1.07 |

| ACTIVITY | Contract |
|-------------------------------------------------------------------------------------------|----------|
| Contract assess and fit appliances (case starts) as a percentage of Area Team case starts | 0.3 % |

Cumulative percentage of contracted UOA delivered 2019 & 2020



| Month | Adjusted Scheduled Activity (UOA) | | |
|-----------|-----------------------------------|------|------|
| | 2018 | 2019 | 2020 |
| April | 75 | 0 | 7 |
| May | 138 | 21 | 7 |
| June | 180 | 43 | 70 |
| July | 201 | 43 | 70 |
| August | 264 | 106 | 91 |
| September | 369 | 296 | 154 |
| October | 369 | 380 | |
| November | 415 | 489 | |
| December | 457 | 510 | |
| January | 499 | 574 | |
| February | 562 | 637 | |
| March | 604 | 637 | |
| April | 604 | 637 | |
| May | 604 | 637 | |
| June | 604 | 637 | |

QUANTITY METRICS (rolling 12 month period)

| | Contract Quantity | Contract Base Number | Contract * | Area Team | Region | England |
|----------------------------------------------------------------------------------|-------------------|----------------------|------------|-----------|--------|---------|
| % of all assessments that were assess and fit appliances (case starts) | 24 | 27 | 88.9% | 53.4% | 56.3% | 57.9% |
| % of all assessments that were assess and refuse | 2 | 27 | 7.4% | 11.8% | 11.8% | 12.4% |
| % of all assessments that were assess and review | 1 | 27 | 3.7% | 34.9% | 31.9% | 29.7% |
| % of case starts with a reported IOTN of 3 and Aesthetic Component of 5 or below | 0 | 24 | <i>N/A</i> | 0.1% | 0.2% | 0.1% |
| % of case starts with a reported IOTN of 3 and Aesthetic Component of 6 or above | 0 | 24 | <i>N/A</i> | 1.6% | 4.0% | 4.0% |
| % of case starts with a reported IOTN of 4 | 22 | 24 | 91.7% | 80.8% | 76.4% | 78.0% |
| % of case starts with a reported IOTN of 5 | 2 | 24 | 8.3% | 16.1% | 17.9% | 16.6 % |
| % of concluded courses in receipt of dual-arch fixed appliances | 8 | 11 | 72.7% | 63.4% | 70.6% | 74.0% |
| % of concluded courses where treatment was abandoned or discontinued | 1 | 11 | 9.1% | 12.2% | 9.8% | 8.5% |
| % of patients satisfied with the treatment they have received | 0 | 0 | <i>N/A</i> | 88.0% | 94.8% | 95.5% |

* Figures in italics indicate that the base number is less than 100.

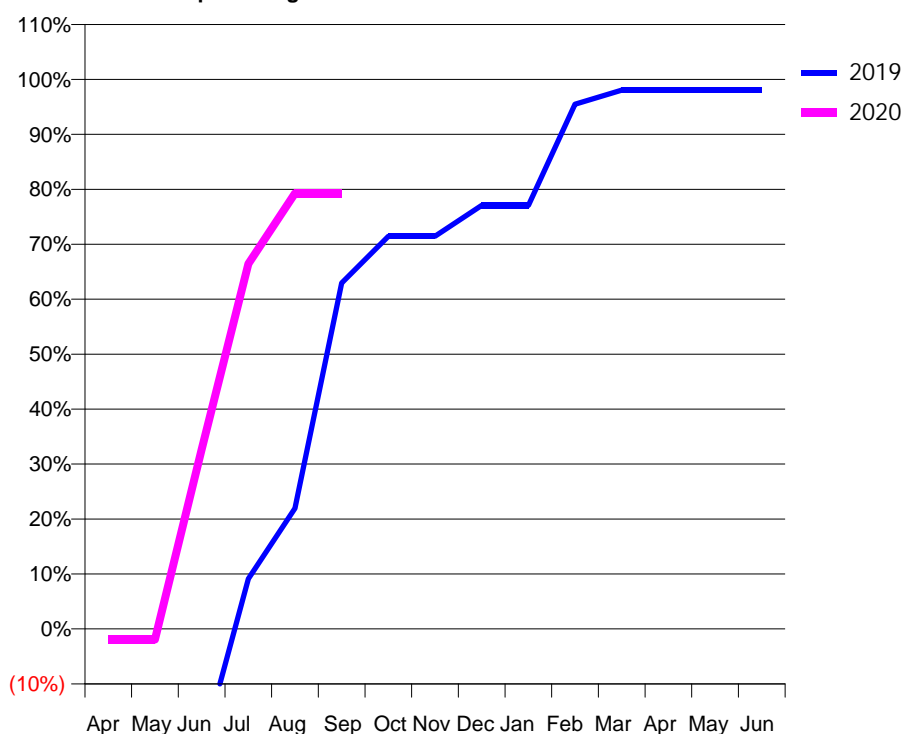
Q54 - Vital Signs Orthodontic At a Glance Contract Report for 171654/0001 - September 2019

| | | | |
|----------------------|------------------------------|---------------------------------------------|-------------|
| Name or company name | Kingswinford Health Centre 2 | 19/20 Contracted general activity (UDA) | 11,155 |
| Contract type name | GDS Contract | Carry forward general activity (UDA) | -85 |
| Purpose of contract | General and Orthodontic | 19/20 Contracted orthodontic activity (UOA) | 820 |
| Contract start date | 01/09/2014 | Carry forward orthodontic activity (UOA) | 16 |
| Contract end date | | Baseline contract value | £331,156.71 |

| ACCESS | Contract | England and Wales |
|----------------------------------------------|----------|-------------------|
| 24 month ratio of assessments to patient IDs | 1.02 | 1.07 |

| ACTIVITY | Contract |
|-------------------------------------------------------------------------------------------|----------|
| Contract assess and fit appliances (case starts) as a percentage of Area Team case starts | 0.5 % |

Cumulative percentage of contracted UOA delivered 2019 & 2020



| Month | Adjusted Scheduled Activity (UOA) | | |
|-----------|-----------------------------------|--------|------|
| | 2018 | 2019 | 2020 |
| April | -756 | -1,215 | -16 |
| May | -641 | -774 | -16 |
| June | -116 | -184 | 268 |
| July | -7 | 75 | 545 |
| August | -7 | 180 | 650 |
| September | 119 | 516 | 650 |
| October | 224 | 586 | |
| November | 275 | 586 | |
| December | 296 | 632 | |
| January | 487 | 632 | |
| February | 676 | 783 | |
| March | 802 | 804 | |
| April | 865 | 804 | |
| May | 865 | 804 | |
| June | 865 | 804 | |

QUANTITY METRICS (rolling 12 month period)

| | Contract Quantity | Contract Base Number | Contract * | Area Team | Region | England |
|----------------------------------------------------------------------------------|-------------------|----------------------|------------|-----------|--------|---------|
| % of all assessments that were assess and fit appliances (case starts) | 44 | 70 | 62.9% | 53.4% | 56.3% | 57.9% |
| % of all assessments that were assess and refuse | 7 | 70 | 10.0% | 11.8% | 11.8% | 12.4% |
| % of all assessments that were assess and review | 19 | 70 | 27.1% | 34.9% | 31.9% | 29.7% |
| % of case starts with a reported IOTN of 3 and Aesthetic Component of 5 or below | 0 | 44 | N/A | 0.1% | 0.2% | 0.1% |
| % of case starts with a reported IOTN of 3 and Aesthetic Component of 6 or above | 0 | 44 | N/A | 1.6% | 4.0% | 4.0% |
| % of case starts with a reported IOTN of 4 | 32 | 44 | 72.7% | 80.8% | 76.4% | 78.0% |
| % of case starts with a reported IOTN of 5 | 12 | 44 | 27.3% | 16.1% | 17.9% | 16.6 % |
| % of concluded courses in receipt of dual-arch fixed appliances | 12 | 29 | 41.4% | 63.4% | 70.6% | 74.0% |
| % of concluded courses where treatment was abandoned or discontinued | 16 | 29 | 55.2% | 12.2% | 9.8% | 8.5% |
| % of patients satisfied with the treatment they have received | 0 | 0 | N/A | 88.0% | 94.8% | 95.5% |

* Figures in italics indicate that the base number is less than 100.

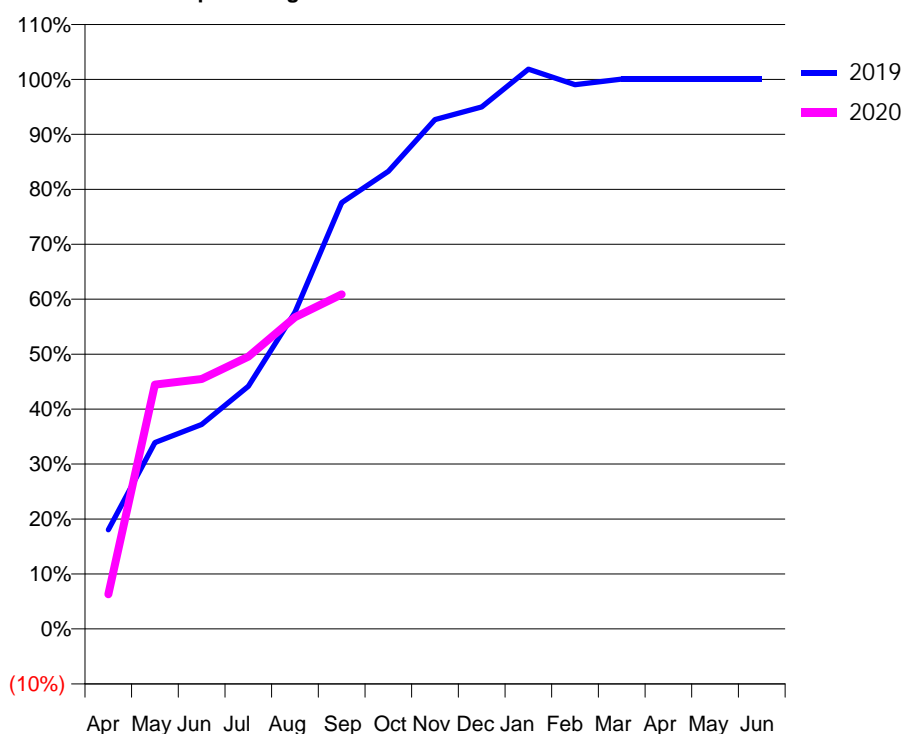
Q54 - Vital Signs Orthodontic At a Glance Contract Report for 176745/0001 - September 2019

| | | | |
|----------------------|--------------------------------------|---------------------------------------------|-------------|
| Name or company name | Hillcrest Dental Surgery Partnership | 19/20 Contracted general activity (UDA) | 3,216 |
| Contract type name | GDS Contract | Carry forward general activity (UDA) | 0 |
| Purpose of contract | General and Orthodontic | 19/20 Contracted orthodontic activity (UOA) | 2,050 |
| Contract start date | 01/04/2012 | Carry forward orthodontic activity (UOA) | -1 |
| Contract end date | | Baseline contract value | £222,815.46 |

| ACCESS | Contract | England and Wales |
|----------------------------------------------|----------|-------------------|
| 24 month ratio of assessments to patient IDs | 1.10 | 1.07 |

| ACTIVITY | Contract |
|-------------------------------------------------------------------------------------------|----------|
| Contract assess and fit appliances (case starts) as a percentage of Area Team case starts | 1.0 % |

Cumulative percentage of contracted UOA delivered 2019 & 2020



| Month | Adjusted Scheduled Activity (UOA) | | |
|-----------|-----------------------------------|-------|-------|
| | 2018 | 2019 | 2020 |
| April | 125 | 370 | 129 |
| May | 991 | 695 | 911 |
| June | 1,172 | 763 | 932 |
| July | 1,405 | 905 | 1,016 |
| August | 1,555 | 1,181 | 1,163 |
| September | 1,619 | 1,590 | 1,248 |
| October | 1,856 | 1,707 | |
| November | 1,991 | 1,900 | |
| December | 2,088 | 1,947 | |
| January | 2,320 | 2,088 | |
| February | 2,320 | 2,030 | |
| March | 2,413 | 2,051 | |
| April | 2,476 | 2,051 | |
| May | 2,560 | 2,051 | |
| June | 2,728 | 2,051 | |

QUANTITY METRICS (rolling 12 month period)

| | Contract Quantity | Contract Base Number | Contract * | Area Team | Region | England |
|----------------------------------------------------------------------------------|-------------------|----------------------|------------|-----------|--------|---------|
| % of all assessments that were assess and fit appliances (case starts) | 81 | 193 | 42.0% | 53.4% | 56.3% | 57.9% |
| % of all assessments that were assess and refuse | 71 | 193 | 36.8% | 11.8% | 11.8% | 12.4% |
| % of all assessments that were assess and review | 41 | 193 | 21.2% | 34.9% | 31.9% | 29.7% |
| % of case starts with a reported IOTN of 3 and Aesthetic Component of 5 or below | 0 | 81 | <i>N/A</i> | 0.1% | 0.2% | 0.1% |
| % of case starts with a reported IOTN of 3 and Aesthetic Component of 6 or above | 1 | 81 | 1.2% | 1.6% | 4.0% | 4.0% |
| % of case starts with a reported IOTN of 4 | 75 | 81 | 92.6% | 80.8% | 76.4% | 78.0% |
| % of case starts with a reported IOTN of 5 | 5 | 81 | 6.2% | 16.1% | 17.9% | 16.6% |
| % of concluded courses in receipt of dual-arch fixed appliances | 34 | 46 | 73.9% | 63.4% | 70.6% | 74.0% |
| % of concluded courses where treatment was abandoned or discontinued | 11 | 46 | 23.9% | 12.2% | 9.8% | 8.5% |
| % of patients satisfied with the treatment they have received | 0 | 0 | <i>N/A</i> | 88.0% | 94.8% | 95.5% |

* Figures in italics indicate that the base number is less than 100.

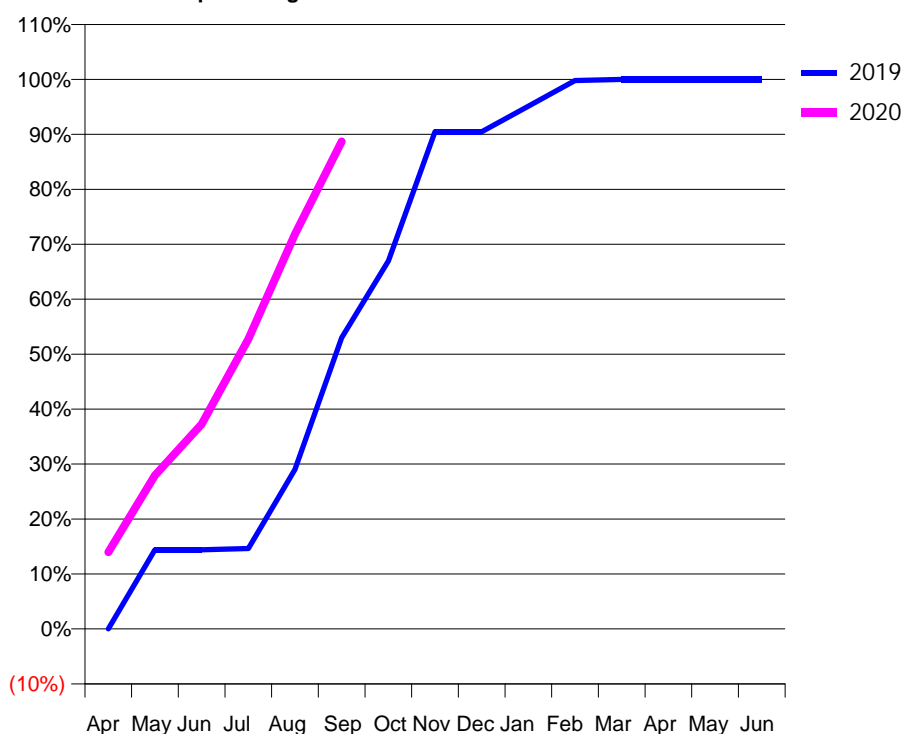
Q54 - Vital Signs Orthodontic At a Glance Contract Report for 184926/0001 - September 2019

| | | | |
|----------------------|-------------------------------|---------------------------------------------|-------------|
| Name or company name | Mrs Jaspreet Kiran Kaur Pahal | 19/20 Contracted general activity (UDA) | 7,545 |
| Contract type name | GDS Contract | Carry forward general activity (UDA) | -43 |
| Purpose of contract | General and Orthodontic | 19/20 Contracted orthodontic activity (UOA) | 451 |
| Contract start date | 01/01/2016 | Carry forward orthodontic activity (UOA) | 0 |
| Contract end date | | Baseline contract value | £212,087.44 |

| ACCESS | Contract | England and Wales |
|----------------------------------------------|----------|-------------------|
| 24 month ratio of assessments to patient IDs | 1.04 | 1.07 |

| ACTIVITY | Contract |
|-------------------------------------------------------------------------------------------|----------|
| Contract assess and fit appliances (case starts) as a percentage of Area Team case starts | 0.3 % |

Cumulative percentage of contracted UOA delivered 2019 & 2020



| Month | Adjusted Scheduled Activity (UOA) | | |
|-----------|-----------------------------------|------|------|
| | 2018 | 2019 | 2020 |
| April | 5 | 0 | 63 |
| May | 50 | 65 | 126 |
| June | 71 | 65 | 168 |
| July | 113 | 66 | 238 |
| August | 113 | 131 | 324 |
| September | 155 | 239 | 400 |
| October | 260 | 302 | |
| November | 281 | 408 | |
| December | 302 | 408 | |
| January | 386 | 429 | |
| February | 428 | 450 | |
| March | 451 | 451 | |
| April | 451 | 451 | |
| May | 451 | 451 | |
| June | 451 | 451 | |

QUANTITY METRICS (rolling 12 month period)

| | Contract Quantity | Contract Base Number | Contract * | Area Team | Region | England |
|----------------------------------------------------------------------------------|-------------------|----------------------|------------|-----------|--------|---------|
| % of all assessments that were assess and fit appliances (case starts) | 28 | 52 | 53.8% | 53.4% | 56.3% | 57.9% |
| % of all assessments that were assess and refuse | 3 | 52 | 5.8% | 11.8% | 11.8% | 12.4% |
| % of all assessments that were assess and review | 21 | 52 | 40.4% | 34.9% | 31.9% | 29.7% |
| % of case starts with a reported IOTN of 3 and Aesthetic Component of 5 or below | 0 | 28 | N/A | 0.1% | 0.2% | 0.1% |
| % of case starts with a reported IOTN of 3 and Aesthetic Component of 6 or above | 6 | 28 | 21.4% | 1.6% | 4.0% | 4.0% |
| % of case starts with a reported IOTN of 4 | 20 | 28 | 71.4% | 80.8% | 76.4% | 78.0% |
| % of case starts with a reported IOTN of 5 | 2 | 28 | 7.1% | 16.1% | 17.9% | 16.6 % |
| % of concluded courses in receipt of dual-arch fixed appliances | 0 | 21 | N/A | 63.4% | 70.6% | 74.0% |
| % of concluded courses where treatment was abandoned or discontinued | 0 | 21 | 0.0% | 12.2% | 9.8% | 8.5% |
| % of patients satisfied with the treatment they have received | 0 | 0 | N/A | 88.0% | 94.8% | 95.5% |

* Figures in italics indicate that the base number is less than 100.

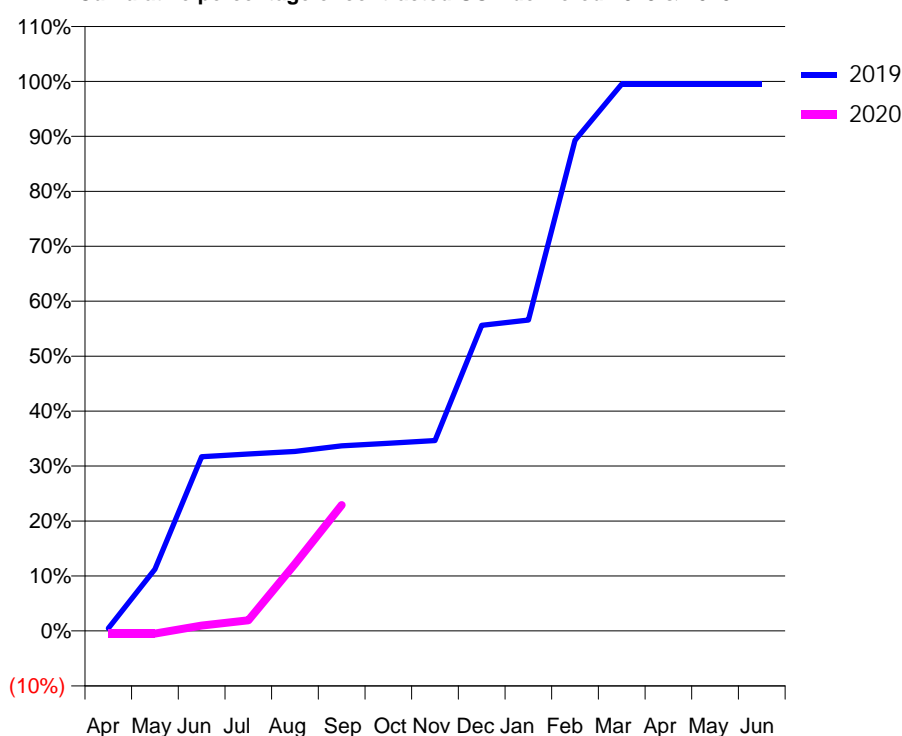
Q54 - Vital Signs Orthodontic At a Glance Contract Report for 190489/0001 - September 2019

| | | | |
|----------------------|-------------------------------------|---------------------------------------------|-------------|
| Name or company name | Titley, Darby, Dehal and Associates | 19/20 Contracted general activity (UDA) | 27,023 |
| Contract type name | GDS Contract | Carry forward general activity (UDA) | 0 |
| Purpose of contract | General and Orthodontic | 19/20 Contracted orthodontic activity (UOA) | 205 |
| Contract start date | 01/11/2011 | Carry forward orthodontic activity (UOA) | 1 |
| Contract end date | | Baseline contract value | £671,975.61 |

| ACCESS | Contract | England and Wales |
|----------------------------------------------|----------|-------------------|
| 24 month ratio of assessments to patient IDs | 1.10 | 1.07 |

| ACTIVITY | Contract |
|-------------------------------------------------------------------------------------------|----------|
| Contract assess and fit appliances (case starts) as a percentage of Area Team case starts | 0.1 % |

Cumulative percentage of contracted UOA delivered 2019 & 2020



| Month | Adjusted Scheduled Activity (UOA) | | |
|-----------|-----------------------------------|------|------|
| | 2018 | 2019 | 2020 |
| April | 3 | 1 | -1 |
| May | 4 | 23 | -1 |
| June | 27 | 65 | 2 |
| July | 71 | 66 | 4 |
| August | 73 | 67 | 25 |
| September | 74 | 69 | 47 |
| October | 117 | 70 | |
| November | 140 | 71 | |
| December | 141 | 114 | |
| January | 142 | 116 | |
| February | 184 | 183 | |
| March | 205 | 204 | |
| April | 205 | 204 | |
| May | 205 | 204 | |
| June | 205 | 204 | |

QUANTITY METRICS (rolling 12 month period)

| | Contract Quantity | Contract Base Number | Contract * | Area Team | Region | England |
|----------------------------------------------------------------------------------|-------------------|----------------------|------------|-----------|--------|---------|
| % of all assessments that were assess and fit appliances (case starts) | 8 | 23 | 34.8% | 53.4% | 56.3% | 57.9% |
| % of all assessments that were assess and refuse | 1 | 23 | 4.3% | 11.8% | 11.8% | 12.4% |
| % of all assessments that were assess and review | 14 | 23 | 60.9% | 34.9% | 31.9% | 29.7% |
| % of case starts with a reported IOTN of 3 and Aesthetic Component of 5 or below | 0 | 8 | N/A | 0.1% | 0.2% | 0.1% |
| % of case starts with a reported IOTN of 3 and Aesthetic Component of 6 or above | 0 | 8 | N/A | 1.6% | 4.0% | 4.0% |
| % of case starts with a reported IOTN of 4 | 6 | 8 | 75.0% | 80.8% | 76.4% | 78.0% |
| % of case starts with a reported IOTN of 5 | 2 | 8 | 25.0% | 16.1% | 17.9% | 16.6% |
| % of concluded courses in receipt of dual-arch fixed appliances | 0 | 4 | N/A | 63.4% | 70.6% | 74.0% |
| % of concluded courses where treatment was abandoned or discontinued | 0 | 4 | 0.0% | 12.2% | 9.8% | 8.5% |
| % of patients satisfied with the treatment they have received | 0 | 0 | N/A | 88.0% | 94.8% | 95.5% |

* Figures in italics indicate that the base number is less than 100.

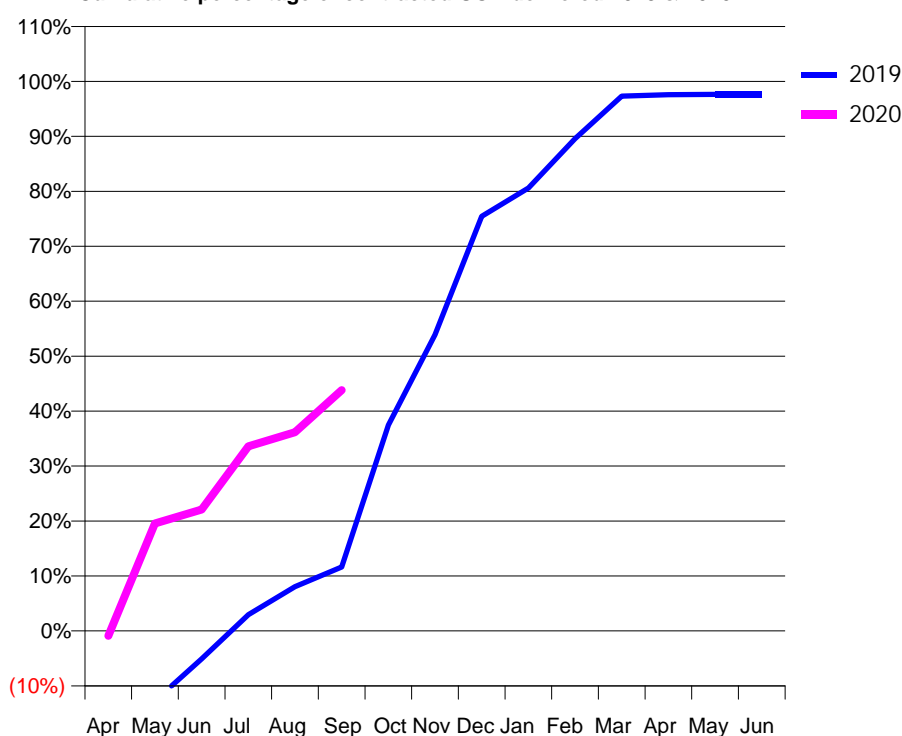
Q54 - Vital Signs Orthodontic At a Glance Contract Report for 192198/0001 - September 2019

| | | | |
|----------------------|-------------------------------------|---------------------------------------------|-------------|
| Name or company name | Mr Richard Cure & Mr Preshaan Sitlu | 19/20 Contracted general activity (UDA) | 0 |
| Contract type name | PDS Contract | Carry forward general activity (UDA) | 0 |
| Purpose of contract | Orthodontic | 19/20 Contracted orthodontic activity (UOA) | 1,643 |
| Contract start date | 02/08/2010 | Carry forward orthodontic activity (UOA) | 40 |
| Contract end date | 26/06/2020 | Baseline contract value | £113,146.10 |

| ACCESS | Contract | England and Wales |
|----------------------------------------------|----------|-------------------|
| 24 month ratio of assessments to patient IDs | 1.06 | 1.07 |

| ACTIVITY | Contract |
|-------------------------------------------------------------------------------------------|----------|
| Contract assess and fit appliances (case starts) as a percentage of Area Team case starts | 1.3 % |

Cumulative percentage of contracted UOA delivered 2019 & 2020



| Month | Adjusted Scheduled Activity (UOA) | | |
|-----------|-----------------------------------|-------|------|
| | 2018 | 2019 | 2020 |
| April | -983 | -828 | -15 |
| May | -263 | -214 | 321 |
| June | 36 | -86 | 363 |
| July | 247 | 50 | 552 |
| August | 269 | 136 | 594 |
| September | 294 | 196 | 720 |
| October | 444 | 631 | |
| November | 634 | 908 | |
| December | 755 | 1,271 | |
| January | 777 | 1,358 | |
| February | 1,041 | 1,509 | |
| March | 1,531 | 1,640 | |
| April | 1,623 | 1,644 | |
| May | 1,624 | 1,645 | |
| June | 1,624 | 1,645 | |

QUANTITY METRICS (rolling 12 month period)

| | Contract Quantity | Contract Base Number | Contract * | Area Team | Region | England |
|----------------------------------------------------------------------------------|-------------------|----------------------|------------|-----------|--------|---------|
| % of all assessments that were assess and fit appliances (case starts) | 106 | 146 | 72.6% | 53.4% | 56.3% | 57.9% |
| % of all assessments that were assess and refuse | 8 | 146 | 5.5% | 11.8% | 11.8% | 12.4% |
| % of all assessments that were assess and review | 32 | 146 | 21.9% | 34.9% | 31.9% | 29.7% |
| % of case starts with a reported IOTN of 3 and Aesthetic Component of 5 or below | 0 | 106 | N/A | 0.1% | 0.2% | 0.1% |
| % of case starts with a reported IOTN of 3 and Aesthetic Component of 6 or above | 2 | 106 | 1.9% | 1.6% | 4.0% | 4.0% |
| % of case starts with a reported IOTN of 4 | 93 | 106 | 87.7% | 80.8% | 76.4% | 78.0% |
| % of case starts with a reported IOTN of 5 | 11 | 106 | 10.4% | 16.1% | 17.9% | 16.6 % |
| % of concluded courses in receipt of dual-arch fixed appliances | 4 | 115 | 3.5% | 63.4% | 70.6% | 74.0% |
| % of concluded courses where treatment was abandoned or discontinued | 6 | 115 | 5.2% | 12.2% | 9.8% | 8.5% |
| % of patients satisfied with the treatment they have received | 0 | 0 | N/A | 88.0% | 94.8% | 95.5% |

* Figures in italics indicate that the base number is less than 100.

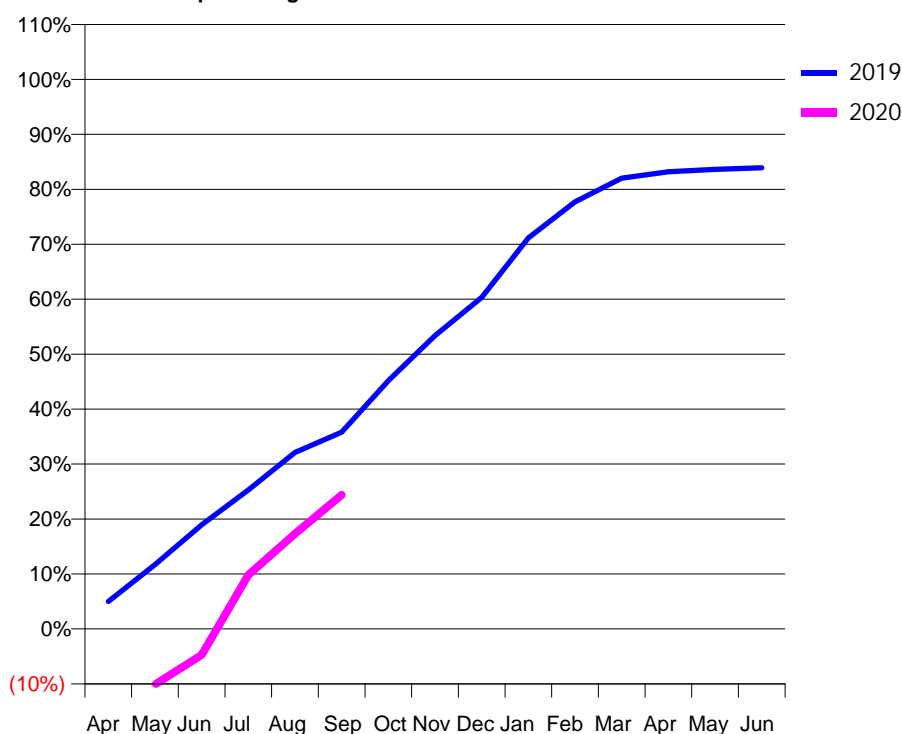
Q54 - Vital Signs Orthodontic At a Glance Contract Report for 199001/0001 - September 2019

| | | | |
|----------------------|-------------------------------------|---------------------------------------------|-------------|
| Name or company name | Orthodontics for You (Solihull) Ltd | 19/20 Contracted general activity (UDA) | 0 |
| Contract type name | PDS Contract | Carry forward general activity (UDA) | 0 |
| Purpose of contract | Orthodontic | 19/20 Contracted orthodontic activity (UOA) | 12,637 |
| Contract start date | 01/07/2011 | Carry forward orthodontic activity (UOA) | 2,368 |
| Contract end date | 01/05/2020 | Baseline contract value | £843,883.07 |

| ACCESS | Contract | England and Wales |
|----------------------------------------------|----------|-------------------|
| 24 month ratio of assessments to patient IDs | 1.06 | 1.07 |

| ACTIVITY | Contract |
|-------------------------------------------------------------------------------------------|----------|
| Contract assess and fit appliances (case starts) as a percentage of Area Team case starts | 6.9 % |

Cumulative percentage of contracted UOA delivered 2019 & 2020



| Month | Adjusted Scheduled Activity (UOA) | | |
|-----------|-----------------------------------|--------|--------|
| | 2018 | 2019 | 2020 |
| April | 565 | 736 | -2,368 |
| May | 1,312 | 1,721 | -1,281 |
| June | 2,149 | 2,793 | -601 |
| July | 3,700 | 3,729 | 1,243 |
| August | 4,702 | 4,733 | 2,189 |
| September | 5,425 | 5,277 | 3,085 |
| October | 6,493 | 6,662 | |
| November | 8,335 | 7,866 | |
| December | 9,608 | 8,889 | |
| January | 10,533 | 10,486 | |
| February | 11,677 | 11,454 | |
| March | 12,852 | 12,089 | |
| April | 13,120 | 12,260 | |
| May | 13,120 | 12,323 | |
| June | 13,120 | 12,369 | |

QUANTITY METRICS (rolling 12 month period)

| | Contract Quantity | Contract Base Number | Contract * | Area Team | Region | England |
|----------------------------------------------------------------------------------|-------------------|----------------------|------------|-----------|--------|---------|
| % of all assessments that were assess and fit appliances (case starts) | 558 | 1,478 | 37.8% | 53.4% | 56.3% | 57.9% |
| % of all assessments that were assess and refuse | 102 | 1,478 | 6.9% | 11.8% | 11.8% | 12.4% |
| % of all assessments that were assess and review | 818 | 1,478 | 55.3% | 34.9% | 31.9% | 29.7% |
| % of case starts with a reported IOTN of 3 and Aesthetic Component of 5 or below | 0 | 558 | N/A | 0.1% | 0.2% | 0.1% |
| % of case starts with a reported IOTN of 3 and Aesthetic Component of 6 or above | 2 | 558 | 0.4% | 1.6% | 4.0% | 4.0% |
| % of case starts with a reported IOTN of 4 | 377 | 558 | 67.6% | 80.8% | 76.4% | 78.0% |
| % of case starts with a reported IOTN of 5 | 143 | 558 | 25.6% | 16.1% | 17.9% | 16.6 % |
| % of concluded courses in receipt of dual-arch fixed appliances | 505 | 595 | 84.9% | 63.4% | 70.6% | 74.0% |
| % of concluded courses where treatment was abandoned or discontinued | 43 | 595 | 7.2% | 12.2% | 9.8% | 8.5% |
| % of patients satisfied with the treatment they have received | 0 | 0 | N/A | 88.0% | 94.8% | 95.5% |

* Figures in italics indicate that the base number is less than 100.

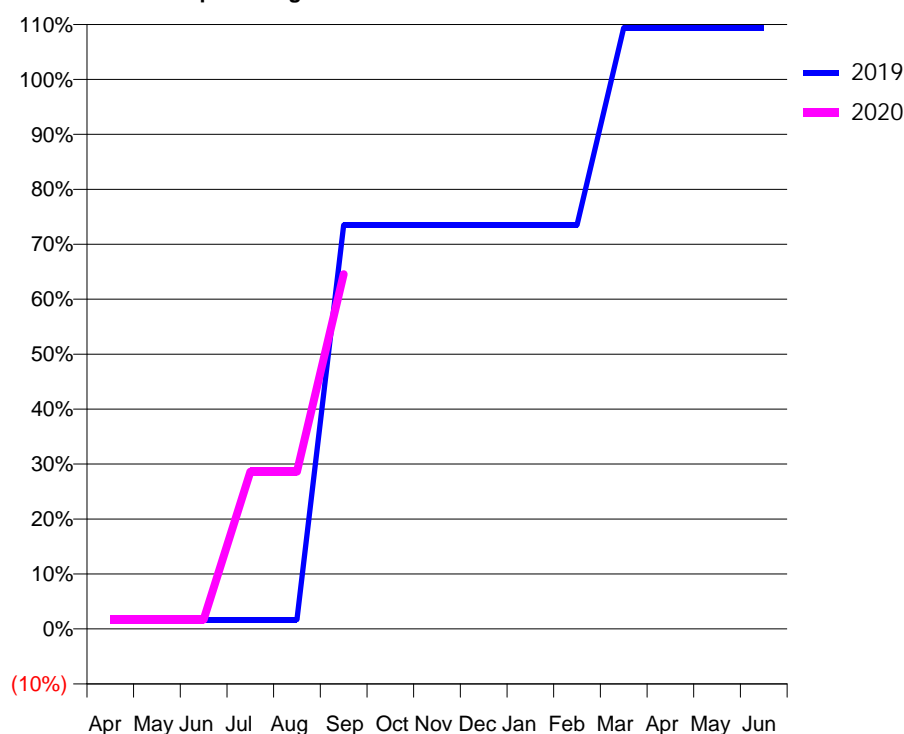
Q54 - Vital Signs Orthodontic At a Glance Contract Report for 220124/0001 - September 2019

| | | | |
|----------------------|-------------------------|---------------------------------------------|-------------|
| Name or company name | MR PK PATEL | 19/20 Contracted general activity (UDA) | 11,324 |
| Contract type name | GDS Contract | Carry forward general activity (UDA) | -38 |
| Purpose of contract | General and Orthodontic | 19/20 Contracted orthodontic activity (UOA) | 234 |
| Contract start date | 01/04/2006 | Carry forward orthodontic activity (UOA) | -4 |
| Contract end date | | Baseline contract value | £359,462.87 |

| ACCESS | Contract | England and Wales |
|----------------------------------------------|----------|-------------------|
| 24 month ratio of assessments to patient IDs | 1.00 | 1.07 |

| ACTIVITY | Contract |
|-------------------------------------------------------------------------------------------|----------|
| Contract assess and fit appliances (case starts) as a percentage of Area Team case starts | 0.1 % |

Cumulative percentage of contracted UOA delivered 2019 & 2020



| Month | Adjusted Scheduled Activity (UOA) | | |
|-----------|-----------------------------------|------|------|
| | 2018 | 2019 | 2020 |
| April | 5 | 4 | 4 |
| May | 5 | 4 | 4 |
| June | 5 | 4 | 4 |
| July | 5 | 4 | 67 |
| August | 5 | 4 | 67 |
| September | 135 | 172 | 151 |
| October | 135 | 172 | |
| November | 135 | 172 | |
| December | 198 | 172 | |
| January | 219 | 172 | |
| February | 240 | 172 | |
| March | 261 | 256 | |
| April | 261 | 256 | |
| May | 261 | 256 | |
| June | 261 | 256 | |

QUANTITY METRICS (rolling 12 month period)

| | Contract Quantity | Contract Base Number | Contract * | Area Team | Region | England |
|----------------------------------------------------------------------------------|-------------------|----------------------|------------|-----------|--------|---------|
| % of all assessments that were assess and fit appliances (case starts) | 11 | 11 | 100.0% | 53.4% | 56.3% | 57.9% |
| % of all assessments that were assess and refuse | 0 | 11 | 0.0% | 11.8% | 11.8% | 12.4% |
| % of all assessments that were assess and review | 0 | 11 | 0.0% | 34.9% | 31.9% | 29.7% |
| % of case starts with a reported IOTN of 3 and Aesthetic Component of 5 or below | 0 | 11 | N/A | 0.1% | 0.2% | 0.1% |
| % of case starts with a reported IOTN of 3 and Aesthetic Component of 6 or above | 1 | 11 | 9.1% | 1.6% | 4.0% | 4.0% |
| % of case starts with a reported IOTN of 4 | 10 | 11 | 90.9% | 80.8% | 76.4% | 78.0% |
| % of case starts with a reported IOTN of 5 | 0 | 11 | N/A | 16.1% | 17.9% | 16.6% |
| % of concluded courses in receipt of dual-arch fixed appliances | 8 | 8 | 100.0% | 63.4% | 70.6% | 74.0% |
| % of concluded courses where treatment was abandoned or discontinued | 0 | 8 | 0.0% | 12.2% | 9.8% | 8.5% |
| % of patients satisfied with the treatment they have received | 0 | 0 | N/A | 88.0% | 94.8% | 95.5% |

* Figures in italics indicate that the base number is less than 100.

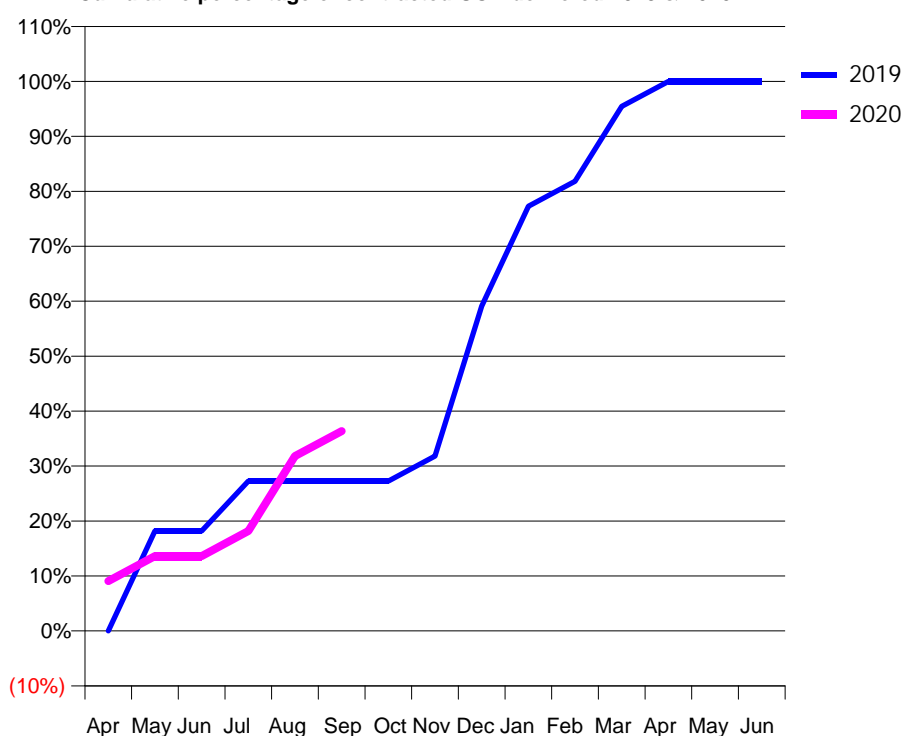
Q54 - Vital Signs Orthodontic At a Glance Contract Report for 220922/0001 - September 2019

| | | | |
|----------------------|-------------------------|---------------------------------------------|-------------|
| Name or company name | MR JS SIDHU | 19/20 Contracted general activity (UDA) | 19,884 |
| Contract type name | GDS Contract | Carry forward general activity (UDA) | 0 |
| Purpose of contract | General and Orthodontic | 19/20 Contracted orthodontic activity (UOA) | 22 |
| Contract start date | 01/04/2006 | Carry forward orthodontic activity (UOA) | 0 |
| Contract end date | | Baseline contract value | £520,924.59 |

| ACCESS | Contract | England and Wales |
|----------------------------------------------|----------|-------------------|
| 24 month ratio of assessments to patient IDs | 1.07 | 1.07 |

| ACTIVITY | Contract |
|-------------------------------------------------------------------------------------------|----------|
| Contract assess and fit appliances (case starts) as a percentage of Area Team case starts | 0.0 % |

Cumulative percentage of contracted UOA delivered 2019 & 2020



| Month | Adjusted Scheduled Activity (UOA) | | |
|-----------|-----------------------------------|------|------|
| | 2018 | 2019 | 2020 |
| April | 0 | 0 | 2 |
| May | 2 | 4 | 3 |
| June | 4 | 4 | 3 |
| July | 8 | 6 | 4 |
| August | 10 | 6 | 7 |
| September | 10 | 6 | 8 |
| October | 11 | 6 | |
| November | 13 | 7 | |
| December | 15 | 13 | |
| January | 16 | 17 | |
| February | 19 | 18 | |
| March | 21 | 21 | |
| April | 24 | 22 | |
| May | 25 | 22 | |
| June | 25 | 22 | |

QUANTITY METRICS (rolling 12 month period)

| | Contract Quantity | Contract Base Number | Contract * | Area Team | Region | England |
|----------------------------------------------------------------------------------|-------------------|----------------------|------------|-----------|--------|---------|
| % of all assessments that were assess and fit appliances (case starts) | 0 | 26 | 0.0% | 53.4% | 56.3% | 57.9% |
| % of all assessments that were assess and refuse | 16 | 26 | 61.5% | 11.8% | 11.8% | 12.4% |
| % of all assessments that were assess and review | 10 | 26 | 38.5% | 34.9% | 31.9% | 29.7% |
| % of case starts with a reported IOTN of 3 and Aesthetic Component of 5 or below | 0 | 0 | N/A | 0.1% | 0.2% | 0.1% |
| % of case starts with a reported IOTN of 3 and Aesthetic Component of 6 or above | 0 | 0 | N/A | 1.6% | 4.0% | 4.0% |
| % of case starts with a reported IOTN of 4 | 0 | 0 | N/A | 80.8% | 76.4% | 78.0% |
| % of case starts with a reported IOTN of 5 | 0 | 0 | N/A | 16.1% | 17.9% | 16.6 % |
| % of concluded courses in receipt of dual-arch fixed appliances | 0 | 0 | N/A | 63.4% | 70.6% | 74.0% |
| % of concluded courses where treatment was abandoned or discontinued | 0 | 0 | N/A | 12.2% | 9.8% | 8.5% |
| % of patients satisfied with the treatment they have received | 0 | 0 | N/A | 88.0% | 94.8% | 95.5% |

* Figures in italics indicate that the base number is less than 100.

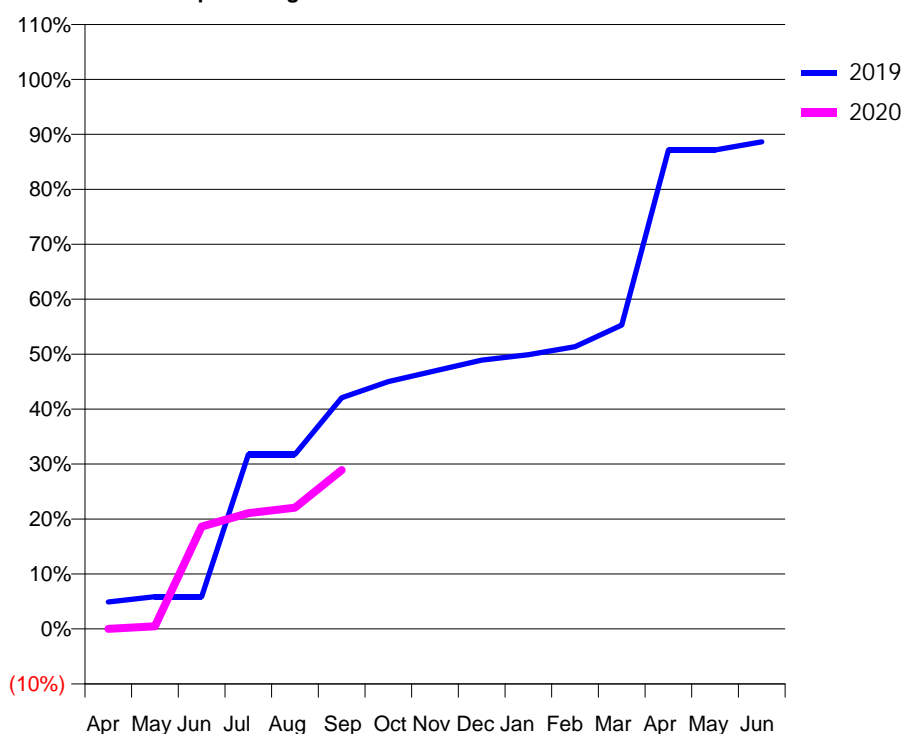
Q54 - Vital Signs Orthodontic At a Glance Contract Report for 244228/0001 - September 2019

| | | | |
|----------------------|-------------------------|---------------------------------------------|-------------|
| Name or company name | MR JS BARDHA | 19/20 Contracted general activity (UDA) | 9,698 |
| Contract type name | GDS Contract | Carry forward general activity (UDA) | 0 |
| Purpose of contract | General and Orthodontic | 19/20 Contracted orthodontic activity (UOA) | 204 |
| Contract start date | 01/04/2006 | Carry forward orthodontic activity (UOA) | 0 |
| Contract end date | | Baseline contract value | £284,683.18 |

| ACCESS | Contract | England and Wales |
|----------------------------------------------|----------|-------------------|
| 24 month ratio of assessments to patient IDs | 1.12 | 1.07 |

| ACTIVITY | Contract |
|-------------------------------------------------------------------------------------------|----------|
| Contract assess and fit appliances (case starts) as a percentage of Area Team case starts | 0.0 % |

Cumulative percentage of contracted UOA delivered 2019 & 2020



| Month | Adjusted Scheduled Activity (UOA) | | |
|-----------|-----------------------------------|------|------|
| | 2018 | 2019 | 2020 |
| April | 22 | 10 | 0 |
| May | 50 | 12 | 1 |
| June | 53 | 12 | 38 |
| July | 60 | 65 | 43 |
| August | 63 | 65 | 45 |
| September | 68 | 86 | 59 |
| October | 73 | 92 | |
| November | 79 | 96 | |
| December | 81 | 100 | |
| January | 83 | 102 | |
| February | 86 | 105 | |
| March | 182 | 113 | |
| April | 229 | 178 | |
| May | 229 | 178 | |
| June | 229 | 181 | |

QUANTITY METRICS (rolling 12 month period)

| | Contract Quantity | Contract Base Number | Contract * | Area Team | Region | England |
|----------------------------------------------------------------------------------|-------------------|----------------------|------------|-----------|--------|---------|
| % of all assessments that were assess and fit appliances (case starts) | 4 | 79 | 5.1% | 53.4% | 56.3% | 57.9% |
| % of all assessments that were assess and refuse | 1 | 79 | 1.3% | 11.8% | 11.8% | 12.4% |
| % of all assessments that were assess and review | 74 | 79 | 93.7% | 34.9% | 31.9% | 29.7% |
| % of case starts with a reported IOTN of 3 and Aesthetic Component of 5 or below | 0 | 4 | N/A | 0.1% | 0.2% | 0.1% |
| % of case starts with a reported IOTN of 3 and Aesthetic Component of 6 or above | 0 | 4 | N/A | 1.6% | 4.0% | 4.0% |
| % of case starts with a reported IOTN of 4 | 3 | 4 | 75.0% | 80.8% | 76.4% | 78.0% |
| % of case starts with a reported IOTN of 5 | 1 | 4 | 25.0% | 16.1% | 17.9% | 16.6% |
| % of concluded courses in receipt of dual-arch fixed appliances | 0 | 0 | N/A | 63.4% | 70.6% | 74.0% |
| % of concluded courses where treatment was abandoned or discontinued | 0 | 0 | N/A | 12.2% | 9.8% | 8.5% |
| % of patients satisfied with the treatment they have received | 0 | 0 | N/A | 88.0% | 94.8% | 95.5% |

* Figures in italics indicate that the base number is less than 100.

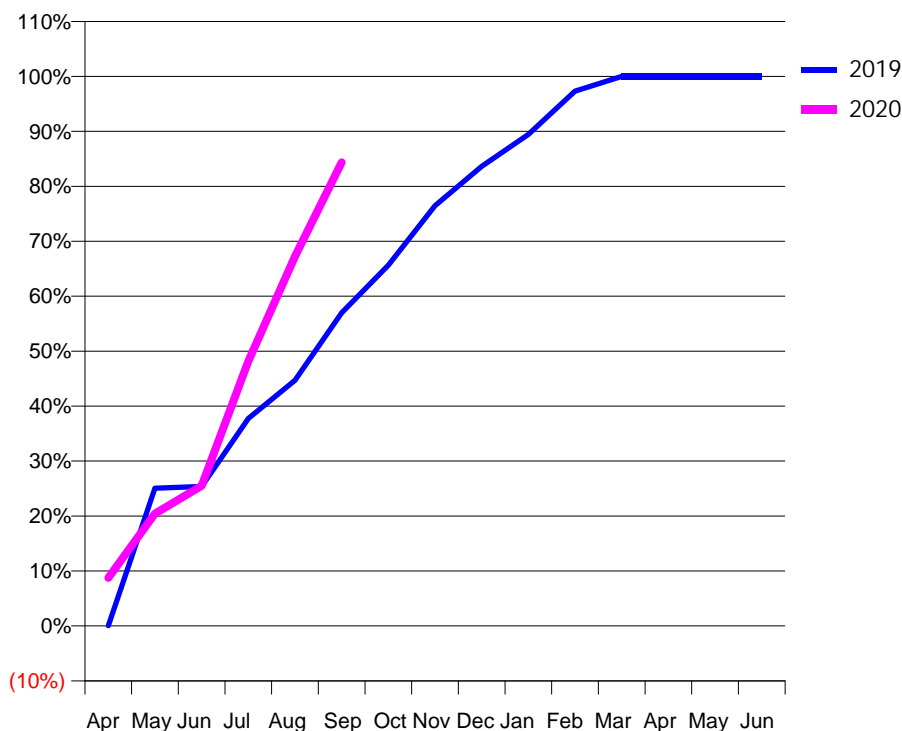
Q54 - Vital Signs Orthodontic At a Glance Contract Report for 249432/0001 - September 2019

| | | | |
|----------------------|-------------------------------|---------------------------------------------|-------------|
| Name or company name | C S Practice Services Limited | 19/20 Contracted general activity (UDA) | 0 |
| Contract type name | PDS Contract | Carry forward general activity (UDA) | 0 |
| Purpose of contract | Orthodontic | 19/20 Contracted orthodontic activity (UOA) | 6,292 |
| Contract start date | 01/04/2006 | Carry forward orthodontic activity (UOA) | 0 |
| Contract end date | 01/05/2020 | Baseline contract value | £422,353.39 |

| ACCESS | Contract | England and Wales |
|----------------------------------------------|----------|-------------------|
| 24 month ratio of assessments to patient IDs | 1.04 | 1.07 |

| ACTIVITY | Contract |
|-------------------------------------------------------------------------------------------|----------|
| Contract assess and fit appliances (case starts) as a percentage of Area Team case starts | 4.5 % |

Cumulative percentage of contracted UOA delivered 2019 & 2020



| Month | Adjusted Scheduled Activity (UOA) | | |
|-----------|-----------------------------------|-------|-------|
| | 2018 | 2019 | 2020 |
| April | 476 | 2 | 550 |
| May | 854 | 1,576 | 1,285 |
| June | 1,078 | 1,597 | 1,604 |
| July | 2,033 | 2,377 | 3,032 |
| August | 2,306 | 2,812 | 4,230 |
| September | 2,789 | 3,584 | 5,307 |
| October | 2,915 | 4,131 | |
| November | 3,654 | 4,810 | |
| December | 4,158 | 5,262 | |
| January | 4,750 | 5,627 | |
| February | 5,724 | 6,122 | |
| March | 6,293 | 6,292 | |
| April | 6,293 | 6,292 | |
| May | 6,293 | 6,292 | |
| June | 6,293 | 6,292 | |

QUANTITY METRICS (rolling 12 month period)

| | Contract Quantity | Contract Base Number | Contract * | Area Team | Region | England |
|----------------------------------------------------------------------------------|-------------------|----------------------|------------|-----------|--------|---------|
| % of all assessments that were assess and fit appliances (case starts) | 360 | 860 | 41.9% | 53.4% | 56.3% | 57.9% |
| % of all assessments that were assess and refuse | 102 | 860 | 11.9% | 11.8% | 11.8% | 12.4% |
| % of all assessments that were assess and review | 398 | 860 | 46.3% | 34.9% | 31.9% | 29.7% |
| % of case starts with a reported IOTN of 3 and Aesthetic Component of 5 or below | 0 | 360 | N/A | 0.1% | 0.2% | 0.1% |
| % of case starts with a reported IOTN of 3 and Aesthetic Component of 6 or above | 4 | 360 | 1.1% | 1.6% | 4.0% | 4.0% |
| % of case starts with a reported IOTN of 4 | 262 | 360 | 72.8% | 80.8% | 76.4% | 78.0% |
| % of case starts with a reported IOTN of 5 | 92 | 360 | 25.6% | 16.1% | 17.9% | 16.6 % |
| % of concluded courses in receipt of dual-arch fixed appliances | 0 | 309 | N/A | 63.4% | 70.6% | 74.0% |
| % of concluded courses where treatment was abandoned or discontinued | 11 | 309 | 3.6% | 12.2% | 9.8% | 8.5% |
| % of patients satisfied with the treatment they have received | 0 | 0 | N/A | 88.0% | 94.8% | 95.5% |

* Figures in italics indicate that the base number is less than 100.

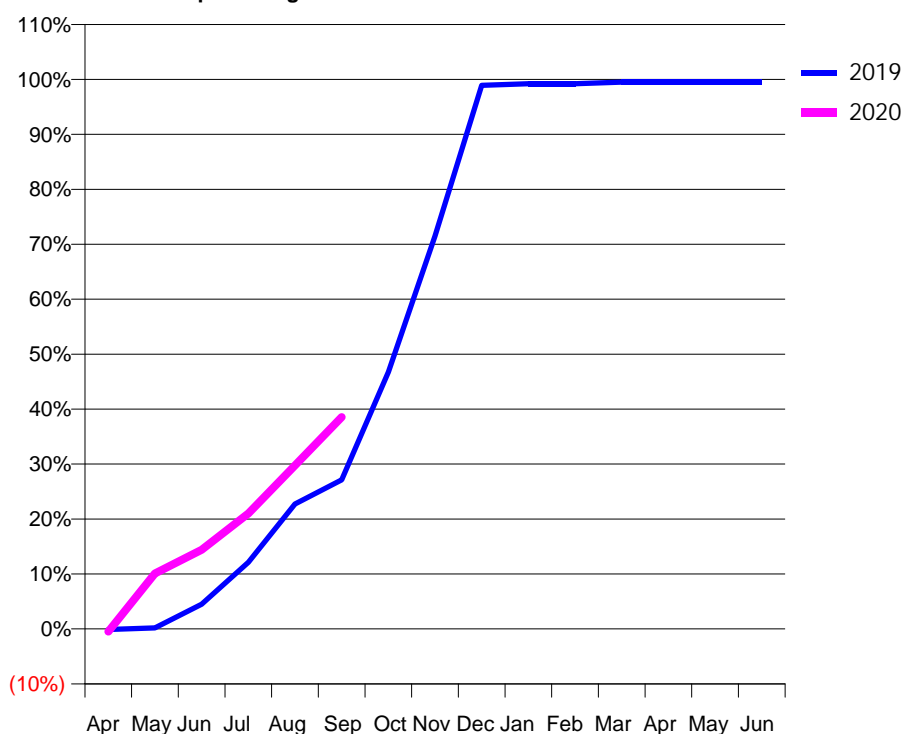
Q54 - Vital Signs Orthodontic At a Glance Contract Report for 250333/0001 - September 2019

| | | | |
|----------------------|-------------------------|---------------------------------------------|-------------|
| Name or company name | MR JS JANDU | 19/20 Contracted general activity (UDA) | 22,064 |
| Contract type name | GDS Contract | Carry forward general activity (UDA) | 0 |
| Purpose of contract | General and Orthodontic | 19/20 Contracted orthodontic activity (UOA) | 999 |
| Contract start date | 01/04/2008 | Carry forward orthodontic activity (UOA) | 5 |
| Contract end date | | Baseline contract value | £659,241.59 |

| ACCESS | Contract | England and Wales |
|----------------------------------------------|----------|-------------------|
| 24 month ratio of assessments to patient IDs | 1.05 | 1.07 |

| ACTIVITY | Contract |
|-------------------------------------------------------------------------------------------|----------|
| Contract assess and fit appliances (case starts) as a percentage of Area Team case starts | 0.6 % |

Cumulative percentage of contracted UOA delivered 2019 & 2020



| Month | Adjusted Scheduled Activity (UOA) | | |
|-----------|-----------------------------------|------|------|
| | 2018 | 2019 | 2020 |
| April | 43 | -1 | -5 |
| May | 214 | 2 | 101 |
| June | 403 | 45 | 144 |
| July | 597 | 121 | 210 |
| August | 660 | 227 | 297 |
| September | 702 | 271 | 385 |
| October | 807 | 467 | |
| November | 913 | 714 | |
| December | 945 | 988 | |
| January | 992 | 991 | |
| February | 995 | 991 | |
| March | 997 | 994 | |
| April | 997 | 994 | |
| May | 997 | 994 | |
| June | 997 | 994 | |

QUANTITY METRICS (rolling 12 month period)

| | Contract Quantity | Contract Base Number | Contract * | Area Team | Region | England |
|----------------------------------------------------------------------------------|-------------------|----------------------|------------|-----------|--------|---------|
| % of all assessments that were assess and fit appliances (case starts) | 52 | 94 | 55.3% | 53.4% | 56.3% | 57.9% |
| % of all assessments that were assess and refuse | 19 | 94 | 20.2% | 11.8% | 11.8% | 12.4% |
| % of all assessments that were assess and review | 23 | 94 | 24.5% | 34.9% | 31.9% | 29.7% |
| % of case starts with a reported IOTN of 3 and Aesthetic Component of 5 or below | 0 | 52 | <i>N/A</i> | 0.1% | 0.2% | 0.1% |
| % of case starts with a reported IOTN of 3 and Aesthetic Component of 6 or above | 1 | 52 | 1.9% | 1.6% | 4.0% | 4.0% |
| % of case starts with a reported IOTN of 4 | 49 | 52 | 94.2% | 80.8% | 76.4% | 78.0% |
| % of case starts with a reported IOTN of 5 | 2 | 52 | 3.8% | 16.1% | 17.9% | 16.6% |
| % of concluded courses in receipt of dual-arch fixed appliances | 20 | 44 | 45.5% | 63.4% | 70.6% | 74.0% |
| % of concluded courses where treatment was abandoned or discontinued | 7 | 44 | 15.9% | 12.2% | 9.8% | 8.5% |
| % of patients satisfied with the treatment they have received | 0 | 0 | <i>N/A</i> | 88.0% | 94.8% | 95.5% |

* Figures in italics indicate that the base number is less than 100.

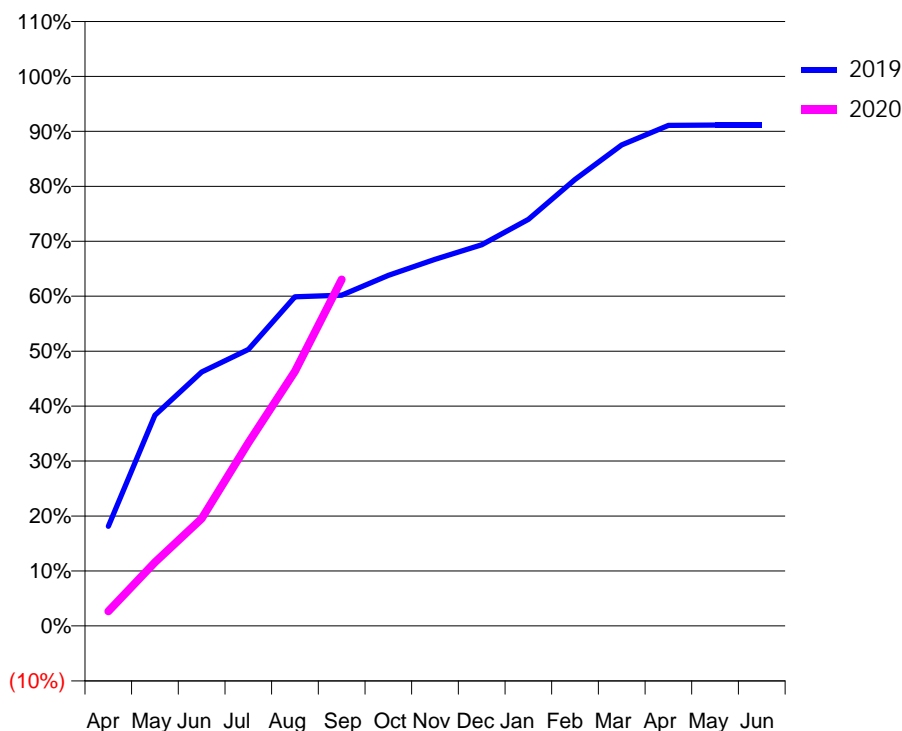
Q54 - Vital Signs Orthodontic At a Glance Contract Report for 300012/0003 - September 2019

| | | | |
|----------------------|-------------------------|---------------------------------------------|-------------|
| Name or company name | MR EE THOMPSON | 19/20 Contracted general activity (UDA) | 24,718 |
| Contract type name | GDS Contract | Carry forward general activity (UDA) | 0 |
| Purpose of contract | General and Orthodontic | 19/20 Contracted orthodontic activity (UOA) | 2,142 |
| Contract start date | 20/09/2010 | Carry forward orthodontic activity (UOA) | 216 |
| Contract end date | | Baseline contract value | £804,222.90 |

| ACCESS | Contract | England and Wales |
|----------------------------------------------|----------|-------------------|
| 24 month ratio of assessments to patient IDs | 1.01 | 1.07 |

| ACTIVITY | Contract |
|-------------------------------------------------------------------------------------------|----------|
| Contract assess and fit appliances (case starts) as a percentage of Area Team case starts | 1.4 % |

Cumulative percentage of contracted UOA delivered 2019 & 2020



| Month | Adjusted Scheduled Activity (UOA) | | |
|-----------|-----------------------------------|-------|-------|
| | 2018 | 2019 | 2020 |
| April | 36 | 442 | 57 |
| May | 249 | 934 | 248 |
| June | 448 | 1,125 | 418 |
| July | 947 | 1,226 | 714 |
| August | 949 | 1,459 | 992 |
| September | 1,238 | 1,466 | 1,350 |
| October | 1,651 | 1,554 | |
| November | 1,760 | 1,625 | |
| December | 1,884 | 1,689 | |
| January | 1,971 | 1,802 | |
| February | 2,308 | 1,979 | |
| March | 2,518 | 2,132 | |
| April | 2,519 | 2,219 | |
| May | 2,519 | 2,220 | |
| June | 2,519 | 2,220 | |

QUANTITY METRICS (rolling 12 month period)

| | Contract Quantity | Contract Base Number | Contract * | Area Team | Region | England |
|----------------------------------------------------------------------------------|-------------------|----------------------|------------|-----------|--------|---------|
| % of all assessments that were assess and fit appliances (case starts) | 110 | 188 | 58.5% | 53.4% | 56.3% | 57.9% |
| % of all assessments that were assess and refuse | 41 | 188 | 21.8% | 11.8% | 11.8% | 12.4% |
| % of all assessments that were assess and review | 37 | 188 | 19.7% | 34.9% | 31.9% | 29.7% |
| % of case starts with a reported IOTN of 3 and Aesthetic Component of 5 or below | 0 | 110 | N/A | 0.1% | 0.2% | 0.1% |
| % of case starts with a reported IOTN of 3 and Aesthetic Component of 6 or above | 0 | 110 | N/A | 1.6% | 4.0% | 4.0% |
| % of case starts with a reported IOTN of 4 | 91 | 110 | 82.7% | 80.8% | 76.4% | 78.0% |
| % of case starts with a reported IOTN of 5 | 18 | 110 | 16.4% | 16.1% | 17.9% | 16.6 % |
| % of concluded courses in receipt of dual-arch fixed appliances | 118 | 122 | 96.7% | 63.4% | 70.6% | 74.0% |
| % of concluded courses where treatment was abandoned or discontinued | 4 | 122 | 3.3% | 12.2% | 9.8% | 8.5% |
| % of patients satisfied with the treatment they have received | 0 | 0 | N/A | 88.0% | 94.8% | 95.5% |

* Figures in italics indicate that the base number is less than 100.

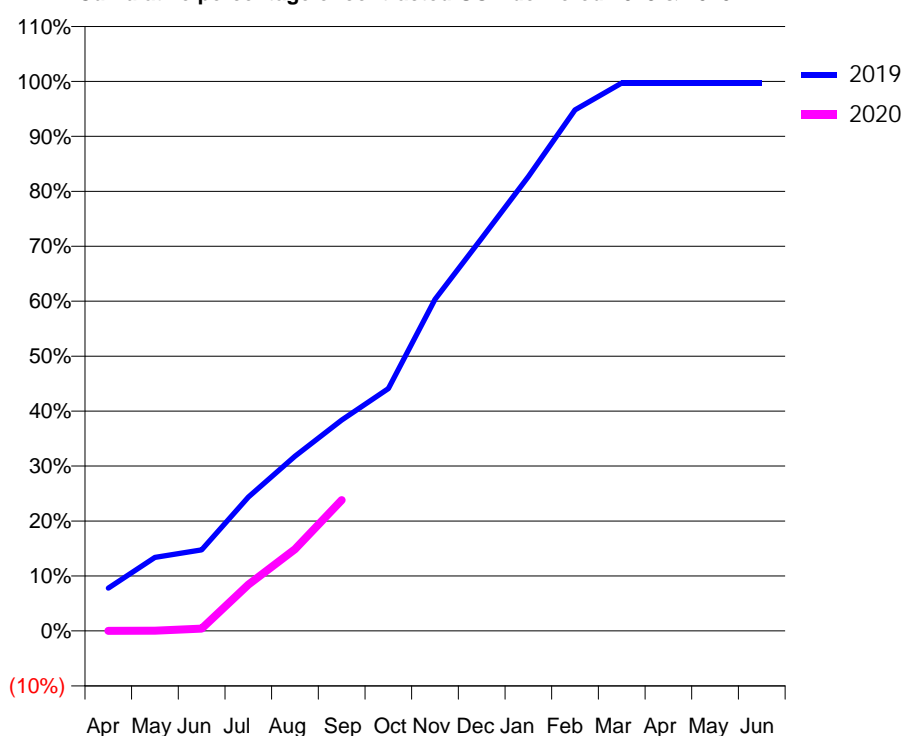
Q54 - Vital Signs Orthodontic At a Glance Contract Report for 305057/0001 - September 2019

| | | | |
|----------------------|---------------------------|---------------------------------------------|-------------|
| Name or company name | Harborne Orthodontics LTD | 19/20 Contracted general activity (UDA) | 0 |
| Contract type name | PDS Contract | Carry forward general activity (UDA) | 0 |
| Purpose of contract | Orthodontic | 19/20 Contracted orthodontic activity (UOA) | 2,347 |
| Contract start date | 01/04/2006 | Carry forward orthodontic activity (UOA) | 0 |
| Contract end date | 01/05/2020 | Baseline contract value | £161,329.74 |

| ACCESS | Contract | England and Wales |
|----------------------------------------------|----------|-------------------|
| 24 month ratio of assessments to patient IDs | 1.15 | 1.07 |

| ACTIVITY | Contract |
|-------------------------------------------------------------------------------------------|----------|
| Contract assess and fit appliances (case starts) as a percentage of Area Team case starts | 1.1 % |

Cumulative percentage of contracted UOA delivered 2019 & 2020



| Month | Adjusted Scheduled Activity (UOA) | | |
|-----------|-----------------------------------|-------|------|
| | 2018 | 2019 | 2020 |
| April | 52 | 183 | 0 |
| May | 299 | 314 | 1 |
| June | 546 | 346 | 10 |
| July | 749 | 572 | 198 |
| August | 1,095 | 746 | 349 |
| September | 1,393 | 901 | 559 |
| October | 1,631 | 1,035 | |
| November | 1,864 | 1,416 | |
| December | 2,045 | 1,677 | |
| January | 2,113 | 1,941 | |
| February | 2,225 | 2,225 | |
| March | 2,334 | 2,340 | |
| April | 2,355 | 2,340 | |
| May | 2,355 | 2,340 | |
| June | 2,355 | 2,340 | |

QUANTITY METRICS (rolling 12 month period)

| | Contract Quantity | Contract Base Number | Contract * | Area Team | Region | England |
|----------------------------------------------------------------------------------|-------------------|----------------------|------------|-----------|--------|---------|
| % of all assessments that were assess and fit appliances (case starts) | 89 | 268 | 33.2% | 53.4% | 56.3% | 57.9% |
| % of all assessments that were assess and refuse | 55 | 268 | 20.5% | 11.8% | 11.8% | 12.4% |
| % of all assessments that were assess and review | 124 | 268 | 46.3% | 34.9% | 31.9% | 29.7% |
| % of case starts with a reported IOTN of 3 and Aesthetic Component of 5 or below | 0 | 89 | <i>N/A</i> | 0.1% | 0.2% | 0.1% |
| % of case starts with a reported IOTN of 3 and Aesthetic Component of 6 or above | 0 | 89 | <i>N/A</i> | 1.6% | 4.0% | 4.0% |
| % of case starts with a reported IOTN of 4 | 77 | 89 | 86.5% | 80.8% | 76.4% | 78.0% |
| % of case starts with a reported IOTN of 5 | 12 | 89 | 13.5% | 16.1% | 17.9% | 16.6 % |
| % of concluded courses in receipt of dual-arch fixed appliances | 0 | 54 | <i>N/A</i> | 63.4% | 70.6% | 74.0% |
| % of concluded courses where treatment was abandoned or discontinued | 7 | 54 | 13.0% | 12.2% | 9.8% | 8.5% |
| % of patients satisfied with the treatment they have received | 0 | 0 | <i>N/A</i> | 88.0% | 94.8% | 95.5% |

* Figures in italics indicate that the base number is less than 100.

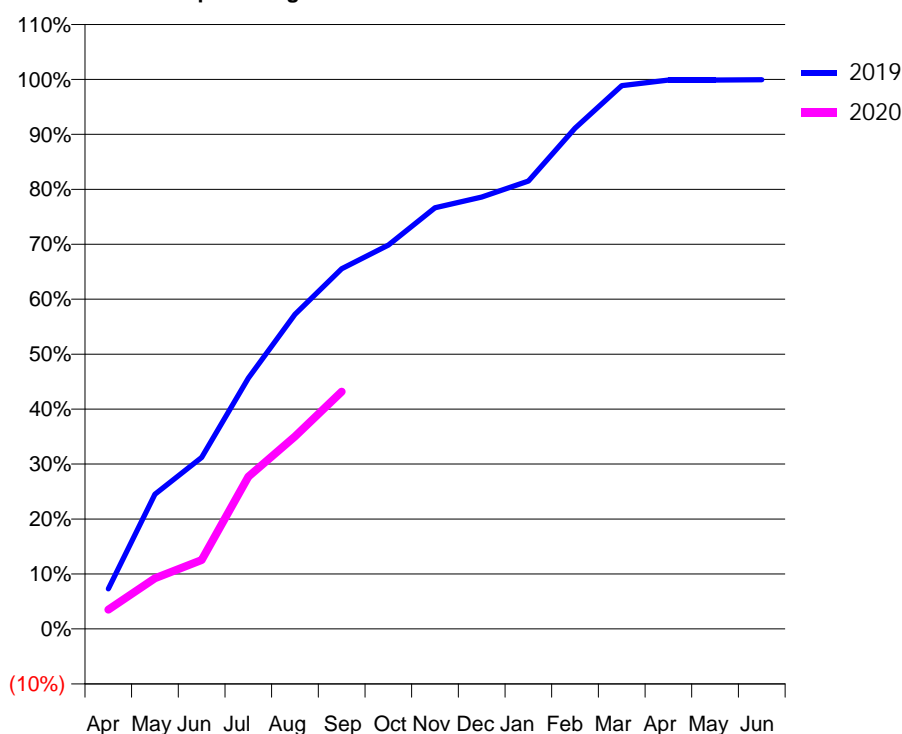
Q54 - Vital Signs Orthodontic At a Glance Contract Report for 305057/0002 - September 2019

| | | | |
|----------------------|-----------------------|---------------------------------------------|-------------|
| Name or company name | Ortho Exclusively Ltd | 19/20 Contracted general activity (UDA) | 0 |
| Contract type name | PDS Contract | Carry forward general activity (UDA) | 0 |
| Purpose of contract | Orthodontic | 19/20 Contracted orthodontic activity (UOA) | 9,014 |
| Contract start date | 01/04/2006 | Carry forward orthodontic activity (UOA) | 0 |
| Contract end date | 01/05/2020 | Baseline contract value | £620,051.07 |

| ACCESS | Contract | England and Wales |
|----------------------------------------------|----------|-------------------|
| 24 month ratio of assessments to patient IDs | 1.19 | 1.07 |

| ACTIVITY | Contract |
|-------------------------------------------------------------------------------------------|----------|
| Contract assess and fit appliances (case starts) as a percentage of Area Team case starts | 3.8 % |

Cumulative percentage of contracted UOA delivered 2019 & 2020



| Month | Adjusted Scheduled Activity (UOA) | | |
|-----------|-----------------------------------|-------|-------|
| | 2018 | 2019 | 2020 |
| April | 1,044 | 657 | 315 |
| May | 2,283 | 2,211 | 830 |
| June | 3,209 | 2,814 | 1,129 |
| July | 4,461 | 4,115 | 2,500 |
| August | 5,502 | 5,159 | 3,159 |
| September | 6,441 | 5,907 | 3,892 |
| October | 7,265 | 6,297 | |
| November | 8,086 | 6,908 | |
| December | 8,602 | 7,085 | |
| January | 8,996 | 7,346 | |
| February | 9,915 | 8,212 | |
| March | 10,068 | 8,910 | |
| April | 10,115 | 9,002 | |
| May | 10,137 | 9,003 | |
| June | 10,137 | 9,007 | |

QUANTITY METRICS (rolling 12 month period)

| | Contract Quantity | Contract Base Number | Contract * | Area Team | Region | England |
|----------------------------------------------------------------------------------|-------------------|----------------------|------------|-----------|--------|---------|
| % of all assessments that were assess and fit appliances (case starts) | 309 | 1,002 | 30.8% | 53.4% | 56.3% | 57.9% |
| % of all assessments that were assess and refuse | 116 | 1,002 | 11.6% | 11.8% | 11.8% | 12.4% |
| % of all assessments that were assess and review | 577 | 1,002 | 57.6% | 34.9% | 31.9% | 29.7% |
| % of case starts with a reported IOTN of 3 and Aesthetic Component of 5 or below | 1 | 309 | 0.3% | 0.1% | 0.2% | 0.1% |
| % of case starts with a reported IOTN of 3 and Aesthetic Component of 6 or above | 1 | 309 | 0.3% | 1.6% | 4.0% | 4.0% |
| % of case starts with a reported IOTN of 4 | 234 | 309 | 75.7% | 80.8% | 76.4% | 78.0% |
| % of case starts with a reported IOTN of 5 | 73 | 309 | 23.6% | 16.1% | 17.9% | 16.6% |
| % of concluded courses in receipt of dual-arch fixed appliances | 165 | 209 | 78.9% | 63.4% | 70.6% | 74.0% |
| % of concluded courses where treatment was abandoned or discontinued | 23 | 209 | 11.0% | 12.2% | 9.8% | 8.5% |
| % of patients satisfied with the treatment they have received | 0 | 0 | N/A | 88.0% | 94.8% | 95.5% |

* Figures in italics indicate that the base number is less than 100.

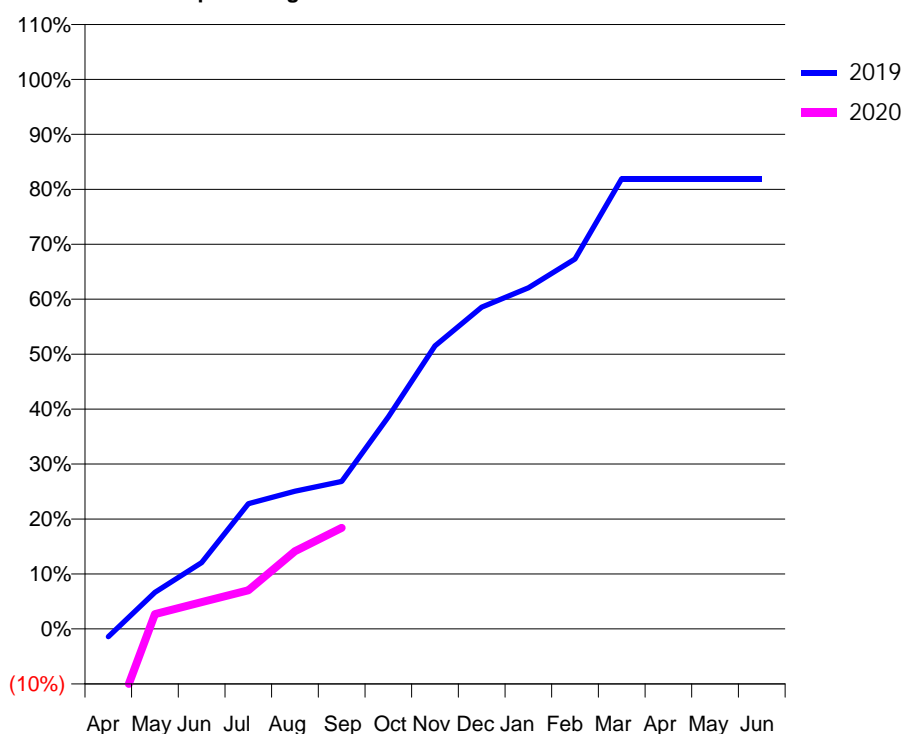
Q54 - Vital Signs Orthodontic At a Glance Contract Report for 325708/0002 - September 2019

| | | | |
|----------------------|-----------------------------------------------------|---------------------------------------------|-------------|
| Name or company name | Balbir S Bhandal, Amrik S Bhandal & Baljit S Bhande | 19/20 Contracted general activity (UDA) | 8,791 |
| Contract type name | GDS Contract | Carry forward general activity (UDA) | -29 |
| Purpose of contract | General and Orthodontic | 19/20 Contracted orthodontic activity (UOA) | 2,964 |
| Contract start date | 01/04/2006 | Carry forward orthodontic activity (UOA) | 657 |
| Contract end date | | Baseline contract value | £427,300.77 |

| ACCESS | Contract | England and Wales |
|----------------------------------------------|----------|-------------------|
| 24 month ratio of assessments to patient IDs | 1.05 | 1.07 |

| ACTIVITY | Contract |
|-------------------------------------------------------------------------------------------|----------|
| Contract assess and fit appliances (case starts) as a percentage of Area Team case starts | 1.9 % |

Cumulative percentage of contracted UOA delivered 2019 & 2020



| Month | Adjusted Scheduled Activity (UOA) | | |
|-----------|-----------------------------------|-------|------|
| | 2018 | 2019 | 2020 |
| April | 46 | -52 | -594 |
| May | 118 | 242 | 80 |
| June | 191 | 439 | 145 |
| July | 646 | 829 | 209 |
| August | 1,091 | 911 | 419 |
| September | 1,432 | 976 | 545 |
| October | 1,560 | 1,403 | |
| November | 1,603 | 1,873 | |
| December | 1,856 | 2,129 | |
| January | 1,898 | 2,257 | |
| February | 2,735 | 2,448 | |
| March | 3,959 | 2,979 | |
| April | 5,747 | 2,979 | |
| May | 6,209 | 2,979 | |
| June | 6,209 | 2,979 | |

QUANTITY METRICS (rolling 12 month period)

| | Contract Quantity | Contract Base Number | Contract * | Area Team | Region | England |
|----------------------------------------------------------------------------------|-------------------|----------------------|------------|-----------|--------|---------|
| % of all assessments that were assess and fit appliances (case starts) | 155 | 167 | 92.8% | 53.4% | 56.3% | 57.9% |
| % of all assessments that were assess and refuse | 6 | 167 | 3.6% | 11.8% | 11.8% | 12.4% |
| % of all assessments that were assess and review | 6 | 167 | 3.6% | 34.9% | 31.9% | 29.7% |
| % of case starts with a reported IOTN of 3 and Aesthetic Component of 5 or below | 0 | 155 | N/A | 0.1% | 0.2% | 0.1% |
| % of case starts with a reported IOTN of 3 and Aesthetic Component of 6 or above | 2 | 155 | 1.3% | 1.6% | 4.0% | 4.0% |
| % of case starts with a reported IOTN of 4 | 131 | 155 | 84.5% | 80.8% | 76.4% | 78.0% |
| % of case starts with a reported IOTN of 5 | 22 | 155 | 14.2% | 16.1% | 17.9% | 16.6% |
| % of concluded courses in receipt of dual-arch fixed appliances | 59 | 138 | 42.8% | 63.4% | 70.6% | 74.0% |
| % of concluded courses where treatment was abandoned or discontinued | 75 | 138 | 54.3% | 12.2% | 9.8% | 8.5% |
| % of patients satisfied with the treatment they have received | 0 | 0 | N/A | 88.0% | 94.8% | 95.5% |

* Figures in italics indicate that the base number is less than 100.

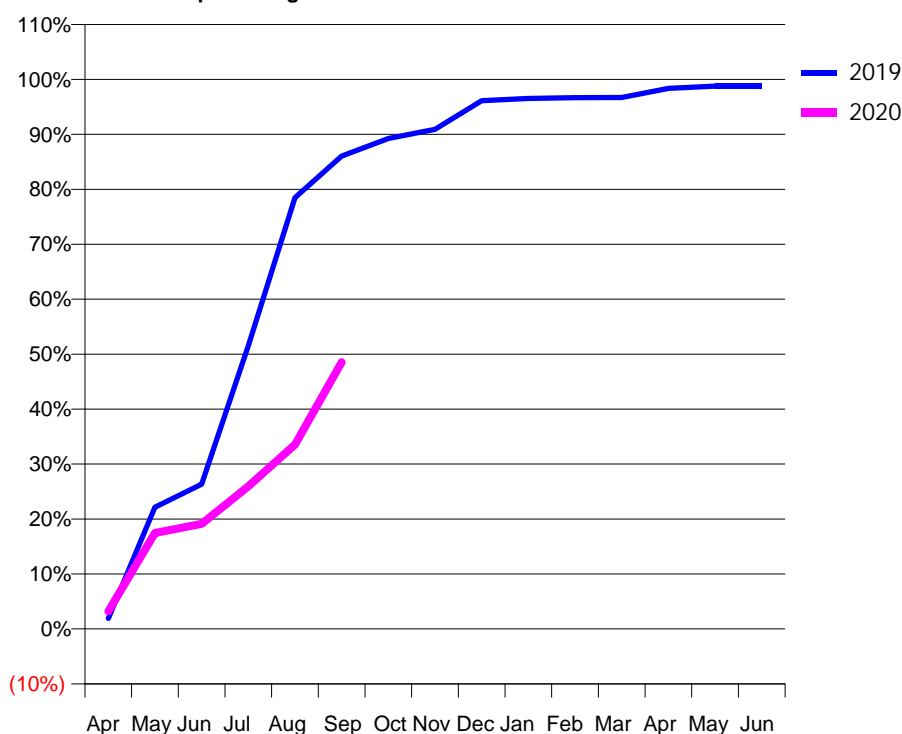
Q54 - Vital Signs Orthodontic At a Glance Contract Report for 325708/0016 - September 2019

| | | | |
|----------------------|-----------------------------------------------------|---------------------------------------------|---------------|
| Name or company name | Balbir S Bhandal, Amrik S Bhandal & Baljit S Bhande | 19/20 Contracted general activity (UDA) | 57,385 |
| Contract type name | GDS Contract | Carry forward general activity (UDA) | -1,062 |
| Purpose of contract | General and Orthodontic | 19/20 Contracted orthodontic activity (UOA) | 5,152 |
| Contract start date | 01/04/2006 | Carry forward orthodontic activity (UOA) | 66 |
| Contract end date | | Baseline contract value | £1,912,996.59 |

| ACCESS | Contract | England and Wales |
|----------------------------------------------|----------|-------------------|
| 24 month ratio of assessments to patient IDs | 1.03 | 1.07 |

| ACTIVITY | Contract |
|-------------------------------------------------------------------------------------------|----------|
| Contract assess and fit appliances (case starts) as a percentage of Area Team case starts | 1.9 % |

Cumulative percentage of contracted UOA delivered 2019 & 2020



| Month | Adjusted Scheduled Activity (UOA) | | |
|-----------|-----------------------------------|-------|-------|
| | 2018 | 2019 | 2020 |
| April | -719 | 102 | 165 |
| May | 139 | 1,187 | 900 |
| June | 1,030 | 1,413 | 984 |
| July | 2,069 | 2,764 | 1,338 |
| August | 2,199 | 4,207 | 1,729 |
| September | 2,420 | 4,613 | 2,501 |
| October | 2,894 | 4,785 | |
| November | 3,282 | 4,873 | |
| December | 3,622 | 5,154 | |
| January | 4,021 | 5,175 | |
| February | 4,692 | 5,183 | |
| March | 4,988 | 5,184 | |
| April | 5,034 | 5,275 | |
| May | 5,055 | 5,296 | |
| June | 5,055 | 5,296 | |

QUANTITY METRICS (rolling 12 month period)

| | Contract Quantity | Contract Base Number | Contract * | Area Team | Region | England |
|----------------------------------------------------------------------------------|-------------------|----------------------|------------|-----------|--------|---------|
| % of all assessments that were assess and fit appliances (case starts) | 150 | 269 | 55.8% | 53.4% | 56.3% | 57.9% |
| % of all assessments that were assess and refuse | 39 | 269 | 14.5% | 11.8% | 11.8% | 12.4% |
| % of all assessments that were assess and review | 80 | 269 | 29.7% | 34.9% | 31.9% | 29.7% |
| % of case starts with a reported IOTN of 3 and Aesthetic Component of 5 or below | 0 | 150 | N/A | 0.1% | 0.2% | 0.1% |
| % of case starts with a reported IOTN of 3 and Aesthetic Component of 6 or above | 3 | 150 | 2.0% | 1.6% | 4.0% | 4.0% |
| % of case starts with a reported IOTN of 4 | 126 | 150 | 84.0% | 80.8% | 76.4% | 78.0% |
| % of case starts with a reported IOTN of 5 | 21 | 150 | 14.0% | 16.1% | 17.9% | 16.6 % |
| % of concluded courses in receipt of dual-arch fixed appliances | 75 | 183 | 41.0% | 63.4% | 70.6% | 74.0% |
| % of concluded courses where treatment was abandoned or discontinued | 102 | 183 | 55.7% | 12.2% | 9.8% | 8.5% |
| % of patients satisfied with the treatment they have received | 0 | 0 | N/A | 88.0% | 94.8% | 95.5% |

* Figures in italics indicate that the base number is less than 100.

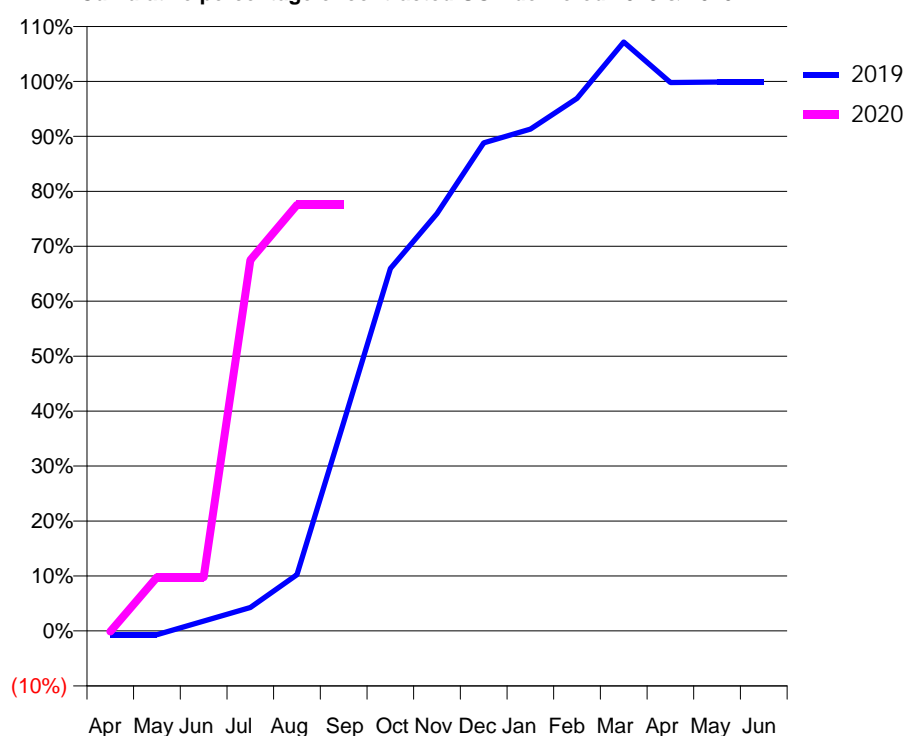
Q54 - Vital Signs Orthodontic At a Glance Contract Report for 325708/0020 - September 2019

| | | | |
|----------------------|---------------|---------------------------------------------|------------|
| Name or company name | MR BS BHANDAL | 19/20 Contracted general activity (UDA) | 0 |
| Contract type name | PDS Contract | Carry forward general activity (UDA) | 0 |
| Purpose of contract | Orthodontic | 19/20 Contracted orthodontic activity (UOA) | 840 |
| Contract start date | 01/04/2006 | Carry forward orthodontic activity (UOA) | 1 |
| Contract end date | 01/05/2020 | Baseline contract value | £57,705.20 |

| ACCESS | Contract | England and Wales |
|----------------------------------------------|----------|-------------------|
| 24 month ratio of assessments to patient IDs | 1.05 | 1.07 |

| ACTIVITY | Contract |
|-------------------------------------------------------------------------------------------|----------|
| Contract assess and fit appliances (case starts) as a percentage of Area Team case starts | 0.7 % |

Cumulative percentage of contracted UOA delivered 2019 & 2020



| Month | Adjusted Scheduled Activity (UOA) | | |
|-----------|-----------------------------------|------|------|
| | 2018 | 2019 | 2020 |
| April | 6 | -6 | -1 |
| May | 122 | -6 | 82 |
| June | 122 | 15 | 82 |
| July | 525 | 36 | 567 |
| August | 651 | 86 | 651 |
| September | 777 | 319 | 651 |
| October | 777 | 554 | |
| November | 777 | 638 | |
| December | 777 | 746 | |
| January | 778 | 767 | |
| February | 1,216 | 814 | |
| March | 1,390 | 900 | |
| April | 2,913 | 838 | |
| May | 2,913 | 839 | |
| June | 2,913 | 839 | |

QUANTITY METRICS (rolling 12 month period)

| | Contract Quantity | Contract Base Number | Contract * | Area Team | Region | England |
|----------------------------------------------------------------------------------|-------------------|----------------------|------------|-----------|--------|---------|
| % of all assessments that were assess and fit appliances (case starts) | 57 | 96 | 59.4% | 53.4% | 56.3% | 57.9% |
| % of all assessments that were assess and refuse | 14 | 96 | 14.6% | 11.8% | 11.8% | 12.4% |
| % of all assessments that were assess and review | 25 | 96 | 26.0% | 34.9% | 31.9% | 29.7% |
| % of case starts with a reported IOTN of 3 and Aesthetic Component of 5 or below | 0 | 57 | N/A | 0.1% | 0.2% | 0.1% |
| % of case starts with a reported IOTN of 3 and Aesthetic Component of 6 or above | 1 | 57 | 1.8% | 1.6% | 4.0% | 4.0% |
| % of case starts with a reported IOTN of 4 | 50 | 57 | 87.7% | 80.8% | 76.4% | 78.0% |
| % of case starts with a reported IOTN of 5 | 6 | 57 | 10.5% | 16.1% | 17.9% | 16.6% |
| % of concluded courses in receipt of dual-arch fixed appliances | 18 | 36 | 50.0% | 63.4% | 70.6% | 74.0% |
| % of concluded courses where treatment was abandoned or discontinued | 18 | 36 | 50.0% | 12.2% | 9.8% | 8.5% |
| % of patients satisfied with the treatment they have received | 0 | 0 | N/A | 88.0% | 94.8% | 95.5% |

* Figures in italics indicate that the base number is less than 100.

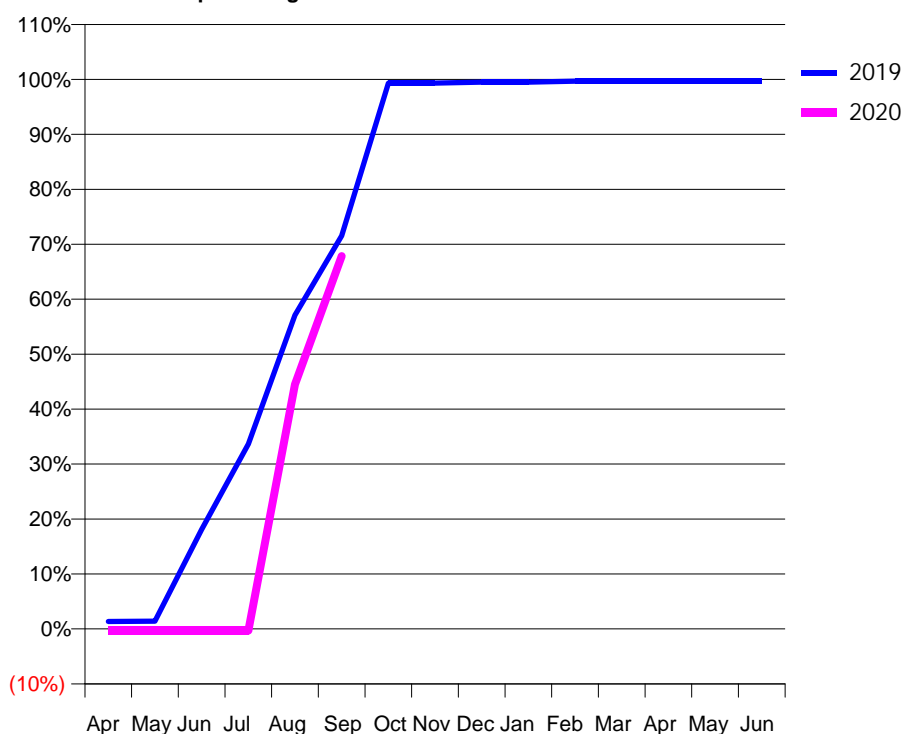
Q54 - Vital Signs Orthodontic At a Glance Contract Report for 325708/0031 - September 2019

| | | | |
|----------------------|---------------|---------------------------------------------|-------------|
| Name or company name | MR BS BHANDAL | 19/20 Contracted general activity (UDA) | 0 |
| Contract type name | PDS Contract | Carry forward general activity (UDA) | 0 |
| Purpose of contract | Orthodontic | 19/20 Contracted orthodontic activity (UOA) | 1,890 |
| Contract start date | 01/04/2015 | Carry forward orthodontic activity (UOA) | 6 |
| Contract end date | 01/05/2020 | Baseline contract value | £117,786.75 |

| ACCESS | Contract | England and Wales |
|----------------------------------------------|----------|-------------------|
| 24 month ratio of assessments to patient IDs | 1.01 | 1.07 |

| ACTIVITY | Contract |
|-------------------------------------------------------------------------------------------|----------|
| Contract assess and fit appliances (case starts) as a percentage of Area Team case starts | 1.1 % |

Cumulative percentage of contracted UOA delivered 2019 & 2020



| Month | Adjusted Scheduled Activity (UOA) | | |
|-----------|-----------------------------------|-------|-------|
| | 2018 | 2019 | 2020 |
| April | 56 | 26 | -6 |
| May | 119 | 27 | -6 |
| June | 161 | 342 | -6 |
| July | 524 | 636 | -6 |
| August | 778 | 1,079 | 841 |
| September | 1,030 | 1,352 | 1,282 |
| October | 1,116 | 1,877 | |
| November | 1,137 | 1,877 | |
| December | 1,242 | 1,880 | |
| January | 1,263 | 1,880 | |
| February | 1,727 | 1,884 | |
| March | 2,420 | 1,884 | |
| April | 2,420 | 1,884 | |
| May | 1,916 | 1,884 | |
| June | 1,916 | 1,884 | |

QUANTITY METRICS (rolling 12 month period)

| | Contract Quantity | Contract Base Number | Contract * | Area Team | Region | England |
|----------------------------------------------------------------------------------|-------------------|----------------------|---------------|-----------|--------|---------|
| % of all assessments that were assess and fit appliances (case starts) | 86 | 100 | 86.0% | 53.4% | 56.3% | 57.9% |
| % of all assessments that were assess and refuse | 9 | 100 | 9.0% | 11.8% | 11.8% | 12.4% |
| % of all assessments that were assess and review | 5 | 100 | 5.0% | 34.9% | 31.9% | 29.7% |
| % of case starts with a reported IOTN of 3 and Aesthetic Component of 5 or below | 0 | 86 | <i>N/A</i> | 0.1% | 0.2% | 0.1% |
| % of case starts with a reported IOTN of 3 and Aesthetic Component of 6 or above | 1 | 86 | <i>1.2%</i> | 1.6% | 4.0% | 4.0% |
| % of case starts with a reported IOTN of 4 | 73 | 86 | <i>84.9%</i> | 80.8% | 76.4% | 78.0% |
| % of case starts with a reported IOTN of 5 | 12 | 86 | <i>14.0%</i> | 16.1% | 17.9% | 16.6% |
| % of concluded courses in receipt of dual-arch fixed appliances | 23 | 62 | <i>37.1%</i> | 63.4% | 70.6% | 74.0% |
| % of concluded courses where treatment was abandoned or discontinued | 37 | 62 | <i>59.7%</i> | 12.2% | 9.8% | 8.5% |
| % of patients satisfied with the treatment they have received | 2 | 2 | <i>100.0%</i> | 88.0% | 94.8% | 95.5% |

* Figures in italics indicate that the base number is less than 100.

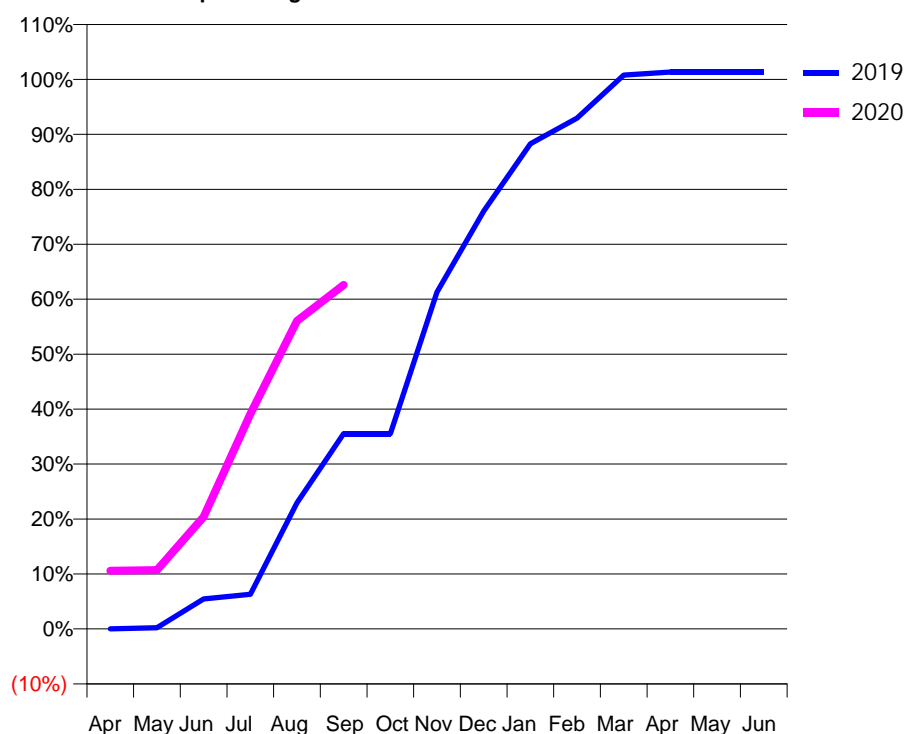
Q54 - Vital Signs Orthodontic At a Glance Contract Report for 331902/0001 - September 2019

| | | | |
|----------------------|-------------------------|---------------------------------------------|------------|
| Name or company name | MR MA PLUMB | 19/20 Contracted general activity (UDA) | 460 |
| Contract type name | GDS Contract | Carry forward general activity (UDA) | 0 |
| Purpose of contract | General and Orthodontic | 19/20 Contracted orthodontic activity (UOA) | 897 |
| Contract start date | 01/04/2006 | Carry forward orthodontic activity (UOA) | -11 |
| Contract end date | | Baseline contract value | £73,531.45 |

| ACCESS | Contract | England and Wales |
|----------------------------------------------|----------|-------------------|
| 24 month ratio of assessments to patient IDs | 1.11 | 1.07 |

| ACTIVITY | Contract |
|-------------------------------------------------------------------------------------------|----------|
| Contract assess and fit appliances (case starts) as a percentage of Area Team case starts | 0.6 % |

Cumulative percentage of contracted UOA delivered 2019 & 2020



| Month | Adjusted Scheduled Activity (UOA) | | |
|-----------|-----------------------------------|------|------|
| | 2018 | 2019 | 2020 |
| April | -7 | 0 | 95 |
| May | 101 | 2 | 96 |
| June | 189 | 49 | 183 |
| July | 213 | 57 | 351 |
| August | 276 | 206 | 503 |
| September | 279 | 319 | 561 |
| October | 386 | 319 | |
| November | 431 | 550 | |
| December | 435 | 682 | |
| January | 501 | 792 | |
| February | 657 | 834 | |
| March | 662 | 904 | |
| April | 706 | 909 | |
| May | 706 | 909 | |
| June | 727 | 909 | |

QUANTITY METRICS (rolling 12 month period)

| | Contract Quantity | Contract Base Number | Contract * | Area Team | Region | England |
|----------------------------------------------------------------------------------|-------------------|----------------------|------------|-----------|--------|---------|
| % of all assessments that were assess and fit appliances (case starts) | 52 | 98 | 53.1% | 53.4% | 56.3% | 57.9% |
| % of all assessments that were assess and refuse | 10 | 98 | 10.2% | 11.8% | 11.8% | 12.4% |
| % of all assessments that were assess and review | 36 | 98 | 36.7% | 34.9% | 31.9% | 29.7% |
| % of case starts with a reported IOTN of 3 and Aesthetic Component of 5 or below | 0 | 52 | N/A | 0.1% | 0.2% | 0.1% |
| % of case starts with a reported IOTN of 3 and Aesthetic Component of 6 or above | 7 | 52 | 13.5% | 1.6% | 4.0% | 4.0% |
| % of case starts with a reported IOTN of 4 | 37 | 52 | 71.2% | 80.8% | 76.4% | 78.0% |
| % of case starts with a reported IOTN of 5 | 7 | 52 | 13.5% | 16.1% | 17.9% | 16.6% |
| % of concluded courses in receipt of dual-arch fixed appliances | 27 | 30 | 90.0% | 63.4% | 70.6% | 74.0% |
| % of concluded courses where treatment was abandoned or discontinued | 3 | 30 | 10.0% | 12.2% | 9.8% | 8.5% |
| % of patients satisfied with the treatment they have received | 1 | 1 | 100.0% | 88.0% | 94.8% | 95.5% |

* Figures in italics indicate that the base number is less than 100.

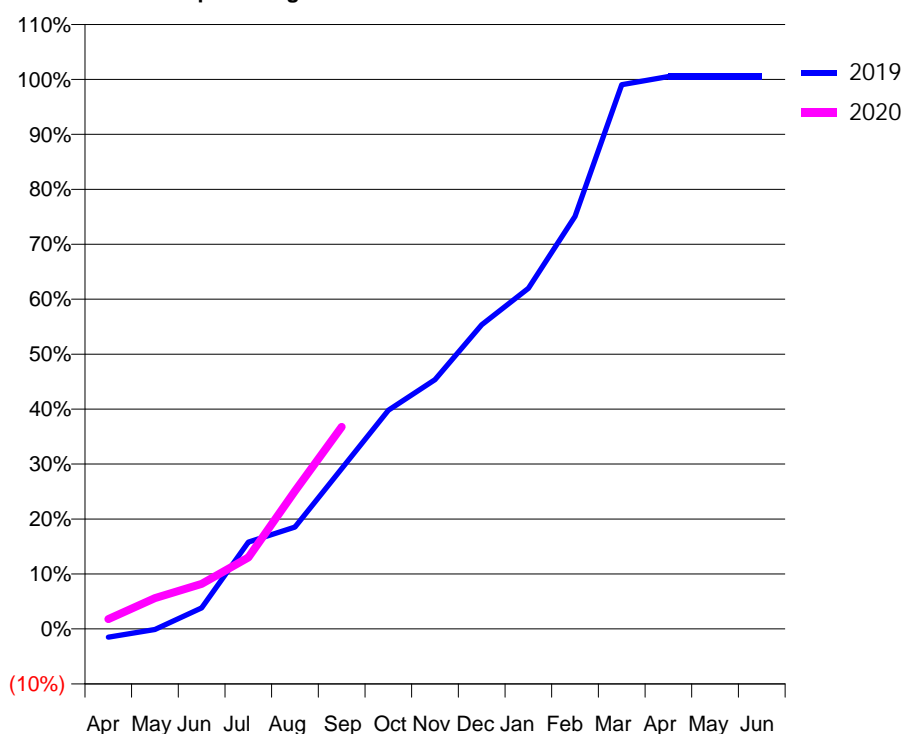
Q54 - Vital Signs Orthodontic At a Glance Contract Report for 573086/0002 - September 2019

| | | | |
|----------------------|--------------|---------------------------------------------|-------------|
| Name or company name | MR EJ CROUCH | 19/20 Contracted general activity (UDA) | 0 |
| Contract type name | PDS Contract | Carry forward general activity (UDA) | 0 |
| Purpose of contract | Orthodontic | 19/20 Contracted orthodontic activity (UOA) | 1,637 |
| Contract start date | 01/04/2006 | Carry forward orthodontic activity (UOA) | -8 |
| Contract end date | 01/05/2020 | Baseline contract value | £112,613.42 |

| ACCESS | Contract | England and Wales |
|----------------------------------------------|----------|-------------------|
| 24 month ratio of assessments to patient IDs | 1.08 | 1.07 |

| ACTIVITY | Contract |
|-------------------------------------------------------------------------------------------|----------|
| Contract assess and fit appliances (case starts) as a percentage of Area Team case starts | 1.0 % |

Cumulative percentage of contracted UOA delivered 2019 & 2020



| Month | Adjusted Scheduled Activity (UOA) | | |
|-----------|-----------------------------------|-------|------|
| | 2018 | 2019 | 2020 |
| April | 127 | -25 | 29 |
| May | 170 | -2 | 92 |
| June | 256 | 63 | 134 |
| July | 409 | 259 | 213 |
| August | 539 | 304 | 411 |
| September | 647 | 478 | 602 |
| October | 758 | 652 | |
| November | 866 | 743 | |
| December | 951 | 906 | |
| January | 1,099 | 1,015 | |
| February | 1,227 | 1,229 | |
| March | 1,548 | 1,621 | |
| April | 1,590 | 1,646 | |
| May | 1,611 | 1,646 | |
| June | 1,611 | 1,646 | |

QUANTITY METRICS (rolling 12 month period)

| | Contract Quantity | Contract Base Number | Contract * | Area Team | Region | England |
|----------------------------------------------------------------------------------|-------------------|----------------------|------------|-----------|--------|---------|
| % of all assessments that were assess and fit appliances (case starts) | 81 | 159 | 50.9% | 53.4% | 56.3% | 57.9% |
| % of all assessments that were assess and refuse | 34 | 159 | 21.4% | 11.8% | 11.8% | 12.4% |
| % of all assessments that were assess and review | 44 | 159 | 27.7% | 34.9% | 31.9% | 29.7% |
| % of case starts with a reported IOTN of 3 and Aesthetic Component of 5 or below | 0 | 81 | <i>N/A</i> | 0.1% | 0.2% | 0.1% |
| % of case starts with a reported IOTN of 3 and Aesthetic Component of 6 or above | 0 | 81 | <i>N/A</i> | 1.6% | 4.0% | 4.0% |
| % of case starts with a reported IOTN of 4 | 70 | 81 | 86.4% | 80.8% | 76.4% | 78.0% |
| % of case starts with a reported IOTN of 5 | 11 | 81 | 13.6% | 16.1% | 17.9% | 16.6% |
| % of concluded courses in receipt of dual-arch fixed appliances | 23 | 55 | 41.8% | 63.4% | 70.6% | 74.0% |
| % of concluded courses where treatment was abandoned or discontinued | 14 | 55 | 25.5% | 12.2% | 9.8% | 8.5% |
| % of patients satisfied with the treatment they have received | 0 | 0 | <i>N/A</i> | 88.0% | 94.8% | 95.5% |

* Figures in italics indicate that the base number is less than 100.

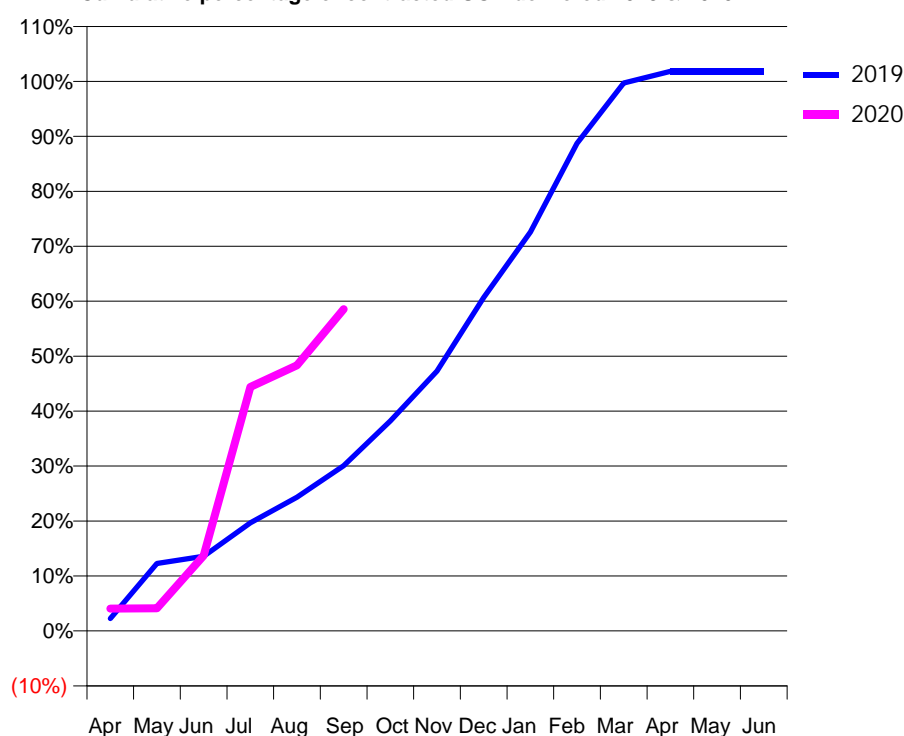
Q54 - Vital Signs Orthodontic At a Glance Contract Report for 619744/0004 - September 2019

| | | | |
|----------------------|----------------------------------------|---------------------------------------------|---------------|
| Name or company name | Dehal, Williams, Kavanagh and Kavanagh | 19/20 Contracted general activity (UDA) | 42,273 |
| Contract type name | GDS Contract | Carry forward general activity (UDA) | 0 |
| Purpose of contract | General and Orthodontic | 19/20 Contracted orthodontic activity (UOA) | 1,974 |
| Contract start date | 01/07/2012 | Carry forward orthodontic activity (UOA) | -36 |
| Contract end date | | Baseline contract value | £1,139,724.53 |

| ACCESS | Contract | England and Wales |
|----------------------------------------------|----------|-------------------|
| 24 month ratio of assessments to patient IDs | 1.12 | 1.07 |

| ACTIVITY | Contract |
|-------------------------------------------------------------------------------------------|----------|
| Contract assess and fit appliances (case starts) as a percentage of Area Team case starts | 1.4 % |

Cumulative percentage of contracted UOA delivered 2019 & 2020



| Month | Adjusted Scheduled Activity (UOA) | | |
|-----------|-----------------------------------|-------|-------|
| | 2018 | 2019 | 2020 |
| April | 42 | 45 | 80 |
| May | 304 | 243 | 81 |
| June | 326 | 269 | 270 |
| July | 479 | 388 | 876 |
| August | 783 | 480 | 954 |
| September | 787 | 594 | 1,156 |
| October | 917 | 755 | |
| November | 1,074 | 933 | |
| December | 1,183 | 1,198 | |
| January | 1,467 | 1,433 | |
| February | 1,878 | 1,751 | |
| March | 1,924 | 1,968 | |
| April | 1,971 | 2,010 | |
| May | 1,992 | 2,010 | |
| June | 1,992 | 2,010 | |

QUANTITY METRICS (rolling 12 month period)

| | Contract Quantity | Contract Base Number | Contract * | Area Team | Region | England |
|----------------------------------------------------------------------------------|-------------------|----------------------|------------|-----------|--------|---------|
| % of all assessments that were assess and fit appliances (case starts) | 116 | 254 | 45.7% | 53.4% | 56.3% | 57.9% |
| % of all assessments that were assess and refuse | 22 | 254 | 8.7% | 11.8% | 11.8% | 12.4% |
| % of all assessments that were assess and review | 116 | 254 | 45.7% | 34.9% | 31.9% | 29.7% |
| % of case starts with a reported IOTN of 3 and Aesthetic Component of 5 or below | 0 | 116 | N/A | 0.1% | 0.2% | 0.1% |
| % of case starts with a reported IOTN of 3 and Aesthetic Component of 6 or above | 6 | 116 | 5.2% | 1.6% | 4.0% | 4.0% |
| % of case starts with a reported IOTN of 4 | 82 | 116 | 70.7% | 80.8% | 76.4% | 78.0% |
| % of case starts with a reported IOTN of 5 | 27 | 116 | 23.3% | 16.1% | 17.9% | 16.6 % |
| % of concluded courses in receipt of dual-arch fixed appliances | 66 | 90 | 73.3% | 63.4% | 70.6% | 74.0% |
| % of concluded courses where treatment was abandoned or discontinued | 3 | 90 | 3.3% | 12.2% | 9.8% | 8.5% |
| % of patients satisfied with the treatment they have received | 0 | 0 | N/A | 88.0% | 94.8% | 95.5% |

* Figures in italics indicate that the base number is less than 100.

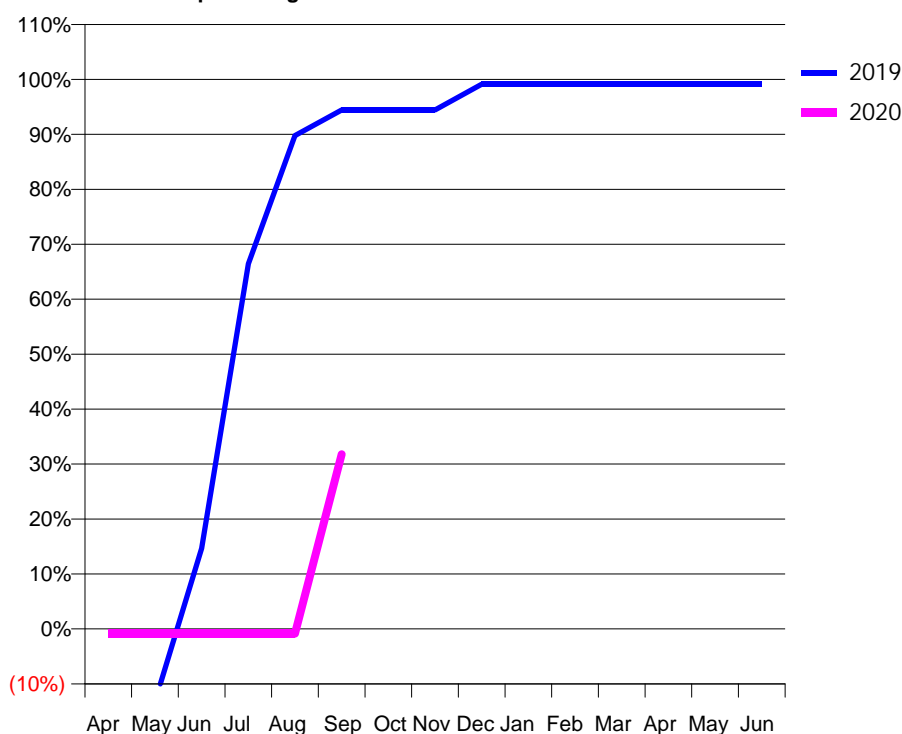
Q54 - Vital Signs Orthodontic At a Glance Contract Report for 638633/0005 - September 2019

| | | | |
|----------------------|------------------------------------------------------|---------------------------------------------|------------|
| Name or company name | Balbir S Bhandal, Amrik S Bhandal & Baljit S Bhandal | 19/20 Contracted general activity (UDA) | 2,045 |
| Contract type name | GDS Contract | Carry forward general activity (UDA) | 60 |
| Purpose of contract | General and Orthodontic | 19/20 Contracted orthodontic activity (UOA) | 450 |
| Contract start date | 01/04/2006 | Carry forward orthodontic activity (UOA) | 4 |
| Contract end date | | Baseline contract value | £76,796.23 |

| ACCESS | Contract | England and Wales |
|----------------------------------------------|----------|-------------------|
| 24 month ratio of assessments to patient IDs | 1.00 | 1.07 |

| ACTIVITY | Contract |
|-------------------------------------------------------------------------------------------|----------|
| Contract assess and fit appliances (case starts) as a percentage of Area Team case starts | 0.1 % |

Cumulative percentage of contracted UOA delivered 2019 & 2020



| Month | Adjusted Scheduled Activity (UOA) | | |
|-----------|-----------------------------------|--------|------|
| | 2018 | 2019 | 2020 |
| April | 8 | -1,049 | -4 |
| May | 8 | -60 | -4 |
| June | 71 | 66 | -4 |
| July | 281 | 299 | -4 |
| August | 346 | 404 | -4 |
| September | 367 | 425 | 143 |
| October | 367 | 425 | |
| November | 367 | 425 | |
| December | 388 | 446 | |
| January | 388 | 446 | |
| February | 430 | 446 | |
| March | 430 | 446 | |
| April | 451 | 446 | |
| May | 451 | 446 | |
| June | 451 | 446 | |

QUANTITY METRICS (rolling 12 month period)

| | Contract Quantity | Contract Base Number | Contract * | Area Team | Region | England |
|----------------------------------------------------------------------------------|-------------------|----------------------|------------|-----------|--------|---------|
| % of all assessments that were assess and fit appliances (case starts) | 8 | 8 | 100.0% | 53.4% | 56.3% | 57.9% |
| % of all assessments that were assess and refuse | 0 | 8 | 0.0% | 11.8% | 11.8% | 12.4% |
| % of all assessments that were assess and review | 0 | 8 | 0.0% | 34.9% | 31.9% | 29.7% |
| % of case starts with a reported IOTN of 3 and Aesthetic Component of 5 or below | 0 | 8 | N/A | 0.1% | 0.2% | 0.1% |
| % of case starts with a reported IOTN of 3 and Aesthetic Component of 6 or above | 0 | 8 | N/A | 1.6% | 4.0% | 4.0% |
| % of case starts with a reported IOTN of 4 | 4 | 8 | 50.0% | 80.8% | 76.4% | 78.0% |
| % of case starts with a reported IOTN of 5 | 4 | 8 | 50.0% | 16.1% | 17.9% | 16.6% |
| % of concluded courses in receipt of dual-arch fixed appliances | 1 | 2 | 50.0% | 63.4% | 70.6% | 74.0% |
| % of concluded courses where treatment was abandoned or discontinued | 1 | 2 | 50.0% | 12.2% | 9.8% | 8.5% |
| % of patients satisfied with the treatment they have received | 0 | 0 | N/A | 88.0% | 94.8% | 95.5% |

* Figures in italics indicate that the base number is less than 100.

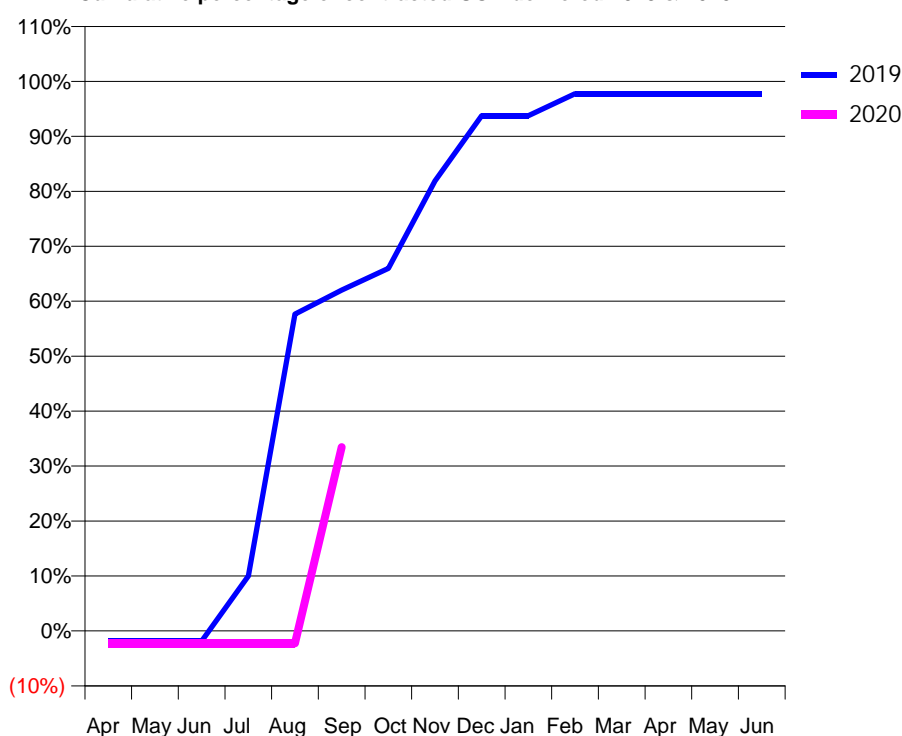
Q54 - Vital Signs Orthodontic At a Glance Contract Report for 638633/0011 - September 2019

| | | | |
|----------------------|------------------------------------------------------|---------------------------------------------|-------------|
| Name or company name | Balbir S Bhandal, Amrik S Bhandal & Baljit S Bhandal | 19/20 Contracted general activity (UDA) | 13,730 |
| Contract type name | GDS Contract | Carry forward general activity (UDA) | 125 |
| Purpose of contract | General and Orthodontic | 19/20 Contracted orthodontic activity (UOA) | 529 |
| Contract start date | 01/04/2006 | Carry forward orthodontic activity (UOA) | 12 |
| Contract end date | | Baseline contract value | £382,454.63 |

| ACCESS | Contract | England and Wales |
|----------------------------------------------|----------|-------------------|
| 24 month ratio of assessments to patient IDs | 1.00 | 1.07 |

| ACTIVITY | Contract |
|-------------------------------------------------------------------------------------------|----------|
| Contract assess and fit appliances (case starts) as a percentage of Area Team case starts | 0.2 % |

Cumulative percentage of contracted UOA delivered 2019 & 2020



| Month | Adjusted Scheduled Activity (UOA) | | |
|-----------|-----------------------------------|------|------|
| | 2018 | 2019 | 2020 |
| April | 0 | -10 | -12 |
| May | 0 | -10 | -12 |
| June | 0 | -10 | -12 |
| July | 0 | 53 | -12 |
| August | 25 | 305 | -12 |
| September | 25 | 328 | 177 |
| October | 25 | 349 | |
| November | 403 | 433 | |
| December | 424 | 496 | |
| January | 424 | 496 | |
| February | 424 | 517 | |
| March | 529 | 517 | |
| April | 529 | 517 | |
| May | 529 | 517 | |
| June | 529 | 517 | |

QUANTITY METRICS (rolling 12 month period)

| | Contract Quantity | Contract Base Number | Contract * | Area Team | Region | England |
|----------------------------------------------------------------------------------|-------------------|----------------------|------------|-----------|--------|---------|
| % of all assessments that were assess and fit appliances (case starts) | 18 | 18 | 100.0% | 53.4% | 56.3% | 57.9% |
| % of all assessments that were assess and refuse | 0 | 18 | 0.0% | 11.8% | 11.8% | 12.4% |
| % of all assessments that were assess and review | 0 | 18 | 0.0% | 34.9% | 31.9% | 29.7% |
| % of case starts with a reported IOTN of 3 and Aesthetic Component of 5 or below | 0 | 18 | N/A | 0.1% | 0.2% | 0.1% |
| % of case starts with a reported IOTN of 3 and Aesthetic Component of 6 or above | 0 | 18 | N/A | 1.6% | 4.0% | 4.0% |
| % of case starts with a reported IOTN of 4 | 14 | 18 | 77.8% | 80.8% | 76.4% | 78.0% |
| % of case starts with a reported IOTN of 5 | 4 | 18 | 22.2% | 16.1% | 17.9% | 16.6% |
| % of concluded courses in receipt of dual-arch fixed appliances | 3 | 10 | 30.0% | 63.4% | 70.6% | 74.0% |
| % of concluded courses where treatment was abandoned or discontinued | 7 | 10 | 70.0% | 12.2% | 9.8% | 8.5% |
| % of patients satisfied with the treatment they have received | 0 | 0 | N/A | 88.0% | 94.8% | 95.5% |

* Figures in italics indicate that the base number is less than 100.

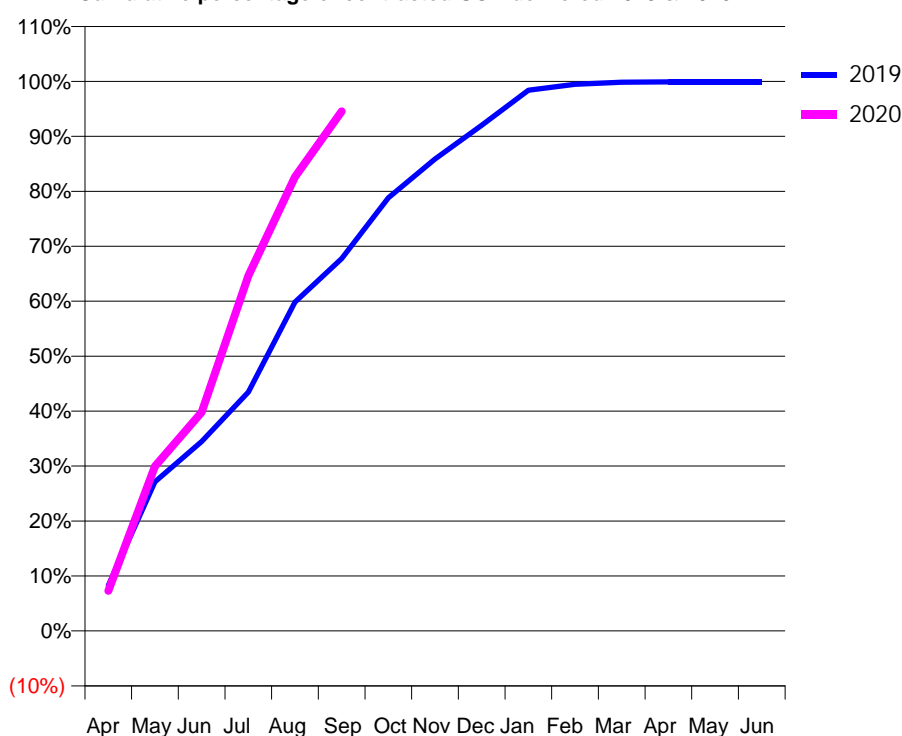
Q54 - Vital Signs Orthodontic At a Glance Contract Report for 638633/0020 - September 2019

| | | | |
|----------------------|------------------------------------------------------|---------------------------------------------|---------------|
| Name or company name | Balbir S Bhandal, Amrik S Bhandal & Baljit S Bhandal | 19/20 Contracted general activity (UDA) | 97,227 |
| Contract type name | GDS Contract | Carry forward general activity (UDA) | -1,500 |
| Purpose of contract | General and Orthodontic | 19/20 Contracted orthodontic activity (UOA) | 6,238 |
| Contract start date | 01/04/2006 | Carry forward orthodontic activity (UOA) | 7 |
| Contract end date | | Baseline contract value | £3,637,000.33 |

| ACCESS | Contract | England and Wales |
|----------------------------------------------|----------|-------------------|
| 24 month ratio of assessments to patient IDs | 1.07 | 1.07 |

| ACTIVITY | Contract |
|-------------------------------------------------------------------------------------------|----------|
| Contract assess and fit appliances (case starts) as a percentage of Area Team case starts | 4.6 % |

Cumulative percentage of contracted UOA delivered 2019 & 2020



| Month | Adjusted Scheduled Activity (UOA) | | |
|-----------|-----------------------------------|-------|-------|
| | 2018 | 2019 | 2020 |
| April | -913 | 517 | 455 |
| May | 246 | 1,691 | 1,869 |
| June | 938 | 2,150 | 2,484 |
| July | 1,491 | 2,712 | 4,032 |
| August | 2,502 | 3,732 | 5,154 |
| September | 2,755 | 4,226 | 5,897 |
| October | 3,075 | 4,917 | |
| November | 3,484 | 5,357 | |
| December | 4,192 | 5,740 | |
| January | 4,581 | 6,137 | |
| February | 5,392 | 6,204 | |
| March | 5,943 | 6,229 | |
| April | 6,182 | 6,231 | |
| May | 6,182 | 6,231 | |
| June | 6,182 | 6,231 | |

QUANTITY METRICS (rolling 12 month period)

| | Contract Quantity | Contract Base Number | Contract * | Area Team | Region | England |
|----------------------------------------------------------------------------------|-------------------|----------------------|------------|-----------|--------|---------|
| % of all assessments that were assess and fit appliances (case starts) | 373 | 516 | 72.3% | 53.4% | 56.3% | 57.9% |
| % of all assessments that were assess and refuse | 43 | 516 | 8.3% | 11.8% | 11.8% | 12.4% |
| % of all assessments that were assess and review | 100 | 516 | 19.4% | 34.9% | 31.9% | 29.7% |
| % of case starts with a reported IOTN of 3 and Aesthetic Component of 5 or below | 1 | 373 | 0.3% | 0.1% | 0.2% | 0.1% |
| % of case starts with a reported IOTN of 3 and Aesthetic Component of 6 or above | 2 | 373 | 0.5% | 1.6% | 4.0% | 4.0% |
| % of case starts with a reported IOTN of 4 | 300 | 373 | 80.4% | 80.8% | 76.4% | 78.0% |
| % of case starts with a reported IOTN of 5 | 69 | 373 | 18.5% | 16.1% | 17.9% | 16.6 % |
| % of concluded courses in receipt of dual-arch fixed appliances | 84 | 154 | 54.5% | 63.4% | 70.6% | 74.0% |
| % of concluded courses where treatment was abandoned or discontinued | 65 | 154 | 42.2% | 12.2% | 9.8% | 8.5% |
| % of patients satisfied with the treatment they have received | 2 | 3 | 66.7% | 88.0% | 94.8% | 95.5% |

* Figures in italics indicate that the base number is less than 100.

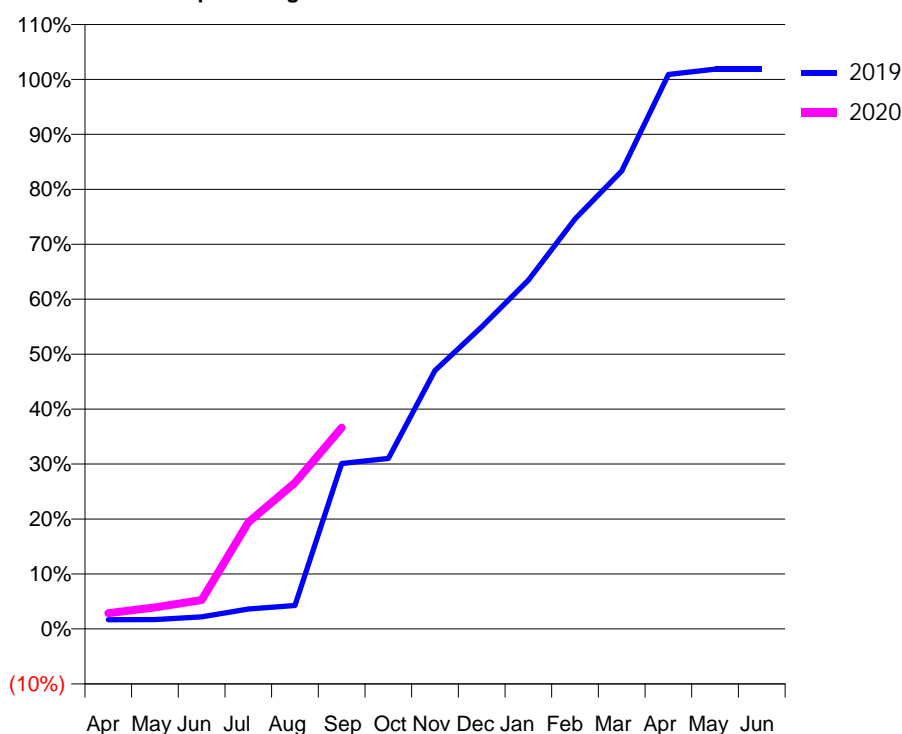
Q54 - Vital Signs Orthodontic At a Glance Contract Report for 643572/0001 - September 2019

| | | | |
|----------------------|---------------|---------------------------------------------|-------------|
| Name or company name | DR JF ALLSOPP | 19/20 Contracted general activity (UDA) | 0 |
| Contract type name | PDS Contract | Carry forward general activity (UDA) | 0 |
| Purpose of contract | Orthodontic | 19/20 Contracted orthodontic activity (UOA) | 10,581 |
| Contract start date | 01/04/2006 | Carry forward orthodontic activity (UOA) | -240 |
| Contract end date | 26/06/2020 | Baseline contract value | £695,026.19 |

| ACCESS | Contract | England and Wales |
|----------------------------------------------|----------|-------------------|
| 24 month ratio of assessments to patient IDs | 1.00 | 1.07 |

| ACTIVITY | Contract |
|-------------------------------------------------------------------------------------------|----------|
| Contract assess and fit appliances (case starts) as a percentage of Area Team case starts | 7.0 % |

Cumulative percentage of contracted UOA delivered 2019 & 2020



| Month | Adjusted Scheduled Activity (UOA) | | |
|-----------|-----------------------------------|--------|-------|
| | 2018 | 2019 | 2020 |
| April | 233 | 219 | 304 |
| May | 327 | 221 | 414 |
| June | 454 | 285 | 556 |
| July | 777 | 470 | 2,056 |
| August | 2,220 | 549 | 2,816 |
| September | 3,494 | 3,887 | 3,876 |
| October | 3,589 | 4,005 | |
| November | 3,982 | 6,070 | |
| December | 7,273 | 7,099 | |
| January | 8,352 | 8,194 | |
| February | 8,904 | 9,630 | |
| March | 11,072 | 10,759 | |
| April | 11,072 | 13,026 | |
| May | 11,198 | 13,152 | |
| June | 11,198 | 13,152 | |

QUANTITY METRICS (rolling 12 month period)

| | Contract Quantity | Contract Base Number | Contract * | Area Team | Region | England |
|----------------------------------------------------------------------------------|-------------------|----------------------|------------|-----------|--------|---------|
| % of all assessments that were assess and fit appliances (case starts) | 563 | 1,517 | 37.1% | 53.4% | 56.3% | 57.9% |
| % of all assessments that were assess and refuse | 129 | 1,517 | 8.5% | 11.8% | 11.8% | 12.4% |
| % of all assessments that were assess and review | 825 | 1,517 | 54.4% | 34.9% | 31.9% | 29.7% |
| % of case starts with a reported IOTN of 3 and Aesthetic Component of 5 or below | 0 | 563 | N/A | 0.1% | 0.2% | 0.1% |
| % of case starts with a reported IOTN of 3 and Aesthetic Component of 6 or above | 20 | 563 | 3.6% | 1.6% | 4.0% | 4.0% |
| % of case starts with a reported IOTN of 4 | 482 | 563 | 85.6% | 80.8% | 76.4% | 78.0% |
| % of case starts with a reported IOTN of 5 | 61 | 563 | 10.8% | 16.1% | 17.9% | 16.6% |
| % of concluded courses in receipt of dual-arch fixed appliances | 372 | 385 | 96.6% | 63.4% | 70.6% | 74.0% |
| % of concluded courses where treatment was abandoned or discontinued | 9 | 385 | 2.3% | 12.2% | 9.8% | 8.5% |
| % of patients satisfied with the treatment they have received | 1 | 1 | 100.0% | 88.0% | 94.8% | 95.5% |

* Figures in italics indicate that the base number is less than 100.

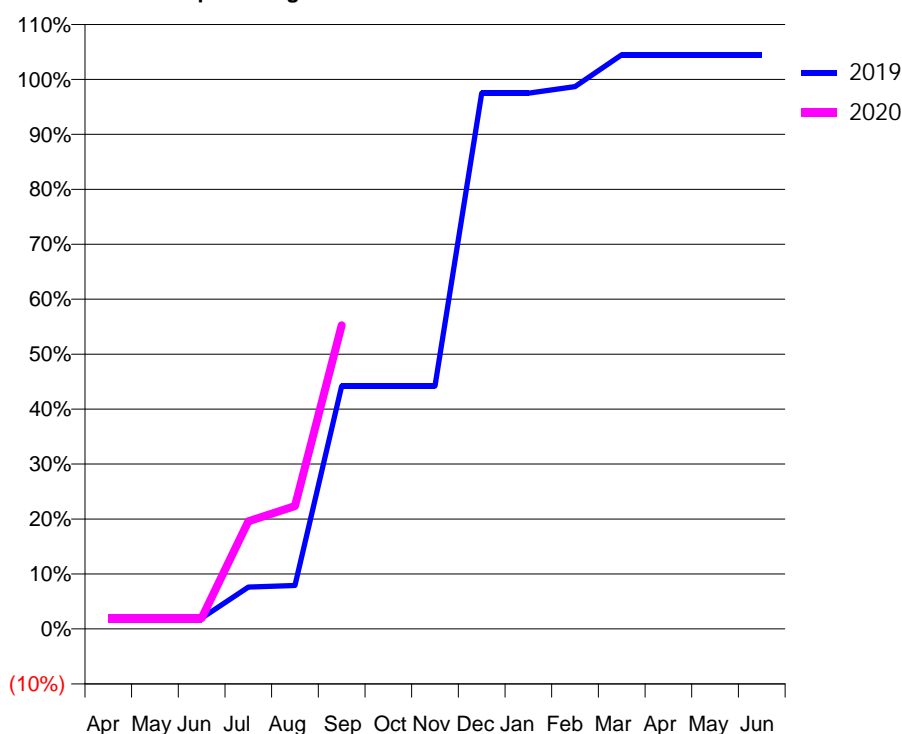
Q54 - Vital Signs Orthodontic At a Glance Contract Report for 643572/0002 - September 2019

| | | | |
|----------------------|-------------------------|---------------------------------------------|-------------|
| Name or company name | DR JF ALLSOPP | 19/20 Contracted general activity (UDA) | 4,835 |
| Contract type name | GDS Contract | Carry forward general activity (UDA) | -96 |
| Purpose of contract | General and Orthodontic | 19/20 Contracted orthodontic activity (UOA) | 760 |
| Contract start date | 01/04/2006 | Carry forward orthodontic activity (UOA) | -15 |
| Contract end date | | Baseline contract value | £170,524.47 |

| ACCESS | Contract | England and Wales |
|----------------------------------------------|----------|-------------------|
| 24 month ratio of assessments to patient IDs | 1.00 | 1.07 |

| ACTIVITY | Contract |
|-------------------------------------------------------------------------------------------|----------|
| Contract assess and fit appliances (case starts) as a percentage of Area Team case starts | 0.5 % |

Cumulative percentage of contracted UOA delivered 2019 & 2020



| Month | Adjusted Scheduled Activity (UOA) | | |
|-----------|-----------------------------------|------|------|
| | 2018 | 2019 | 2020 |
| April | 16 | 15 | 15 |
| May | 16 | 15 | 15 |
| June | 16 | 15 | 15 |
| July | 81 | 58 | 149 |
| August | 351 | 60 | 170 |
| September | 380 | 336 | 420 |
| October | 384 | 336 | |
| November | 406 | 336 | |
| December | 406 | 741 | |
| January | 406 | 741 | |
| February | 786 | 750 | |
| March | 786 | 794 | |
| April | 786 | 794 | |
| May | 786 | 794 | |
| June | 786 | 794 | |

QUANTITY METRICS (rolling 12 month period)

| | Contract Quantity | Contract Base Number | Contract * | Area Team | Region | England |
|----------------------------------------------------------------------------------|-------------------|----------------------|------------|-----------|--------|---------|
| % of all assessments that were assess and fit appliances (case starts) | 37 | 113 | 32.7% | 53.4% | 56.3% | 57.9% |
| % of all assessments that were assess and refuse | 7 | 113 | 6.2% | 11.8% | 11.8% | 12.4% |
| % of all assessments that were assess and review | 69 | 113 | 61.1% | 34.9% | 31.9% | 29.7% |
| % of case starts with a reported IOTN of 3 and Aesthetic Component of 5 or below | 0 | 37 | <i>N/A</i> | 0.1% | 0.2% | 0.1% |
| % of case starts with a reported IOTN of 3 and Aesthetic Component of 6 or above | 1 | 37 | 2.7% | 1.6% | 4.0% | 4.0% |
| % of case starts with a reported IOTN of 4 | 33 | 37 | 89.2% | 80.8% | 76.4% | 78.0% |
| % of case starts with a reported IOTN of 5 | 3 | 37 | 8.1% | 16.1% | 17.9% | 16.6% |
| % of concluded courses in receipt of dual-arch fixed appliances | 24 | 25 | 96.0% | 63.4% | 70.6% | 74.0% |
| % of concluded courses where treatment was abandoned or discontinued | 1 | 25 | 4.0% | 12.2% | 9.8% | 8.5% |
| % of patients satisfied with the treatment they have received | 0 | 0 | <i>N/A</i> | 88.0% | 94.8% | 95.5% |

* Figures in italics indicate that the base number is less than 100.

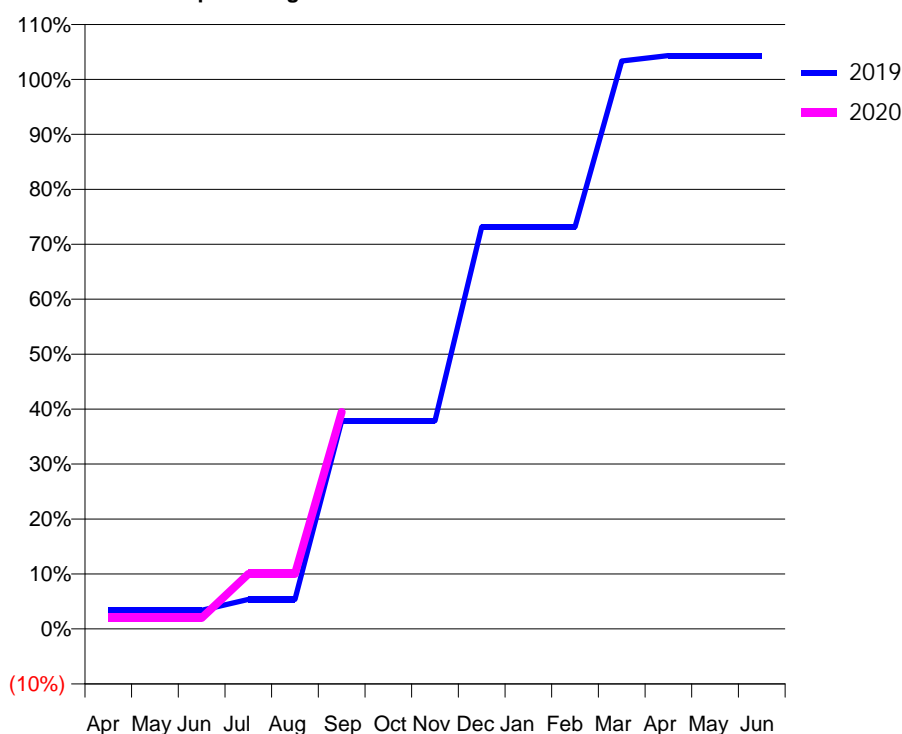
Q54 - Vital Signs Orthodontic At a Glance Contract Report for 643572/0007 - September 2019

| | | | |
|----------------------|---------------|---------------------------------------------|-------------|
| Name or company name | DR JF ALLSOPP | 19/20 Contracted general activity (UDA) | 0 |
| Contract type name | PDS Contract | Carry forward general activity (UDA) | 0 |
| Purpose of contract | Orthodontic | 19/20 Contracted orthodontic activity (UOA) | 2,100 |
| Contract start date | 13/06/2011 | Carry forward orthodontic activity (UOA) | -42 |
| Contract end date | 26/06/2020 | Baseline contract value | £103,452.32 |

| ACCESS | Contract | England and Wales |
|----------------------------------------------|----------|-------------------|
| 24 month ratio of assessments to patient IDs | 1.00 | 1.07 |

| ACTIVITY | Contract |
|-------------------------------------------------------------------------------------------|----------|
| Contract assess and fit appliances (case starts) as a percentage of Area Team case starts | 1.3 % |

Cumulative percentage of contracted UOA delivered 2019 & 2020



| Month | Adjusted Scheduled Activity (UOA) | | |
|-----------|-----------------------------------|-------|------|
| | 2018 | 2019 | 2020 |
| April | 42 | 71 | 42 |
| May | 42 | 71 | 42 |
| June | 42 | 71 | 42 |
| July | 42 | 113 | 210 |
| August | 720 | 113 | 210 |
| September | 720 | 795 | 829 |
| October | 720 | 795 | |
| November | 720 | 795 | |
| December | 804 | 1,536 | |
| January | 804 | 1,536 | |
| February | 2,156 | 1,536 | |
| March | 2,156 | 2,170 | |
| April | 2,156 | 2,191 | |
| May | 3,661 | 2,191 | |
| June | 3,661 | 2,191 | |

QUANTITY METRICS (rolling 12 month period)

| | Contract Quantity | Contract Base Number | Contract * | Area Team | Region | England |
|----------------------------------------------------------------------------------|-------------------|----------------------|------------|-----------|--------|---------|
| % of all assessments that were assess and fit appliances (case starts) | 103 | 103 | 100.0% | 53.4% | 56.3% | 57.9% |
| % of all assessments that were assess and refuse | 0 | 103 | 0.0% | 11.8% | 11.8% | 12.4% |
| % of all assessments that were assess and review | 0 | 103 | 0.0% | 34.9% | 31.9% | 29.7% |
| % of case starts with a reported IOTN of 3 and Aesthetic Component of 5 or below | 0 | 103 | N/A | 0.1% | 0.2% | 0.1% |
| % of case starts with a reported IOTN of 3 and Aesthetic Component of 6 or above | 5 | 103 | 4.9% | 1.6% | 4.0% | 4.0% |
| % of case starts with a reported IOTN of 4 | 89 | 103 | 86.4% | 80.8% | 76.4% | 78.0% |
| % of case starts with a reported IOTN of 5 | 9 | 103 | 8.7% | 16.1% | 17.9% | 16.6 % |
| % of concluded courses in receipt of dual-arch fixed appliances | 68 | 73 | 93.2% | 63.4% | 70.6% | 74.0% |
| % of concluded courses where treatment was abandoned or discontinued | 4 | 73 | 5.5% | 12.2% | 9.8% | 8.5% |
| % of patients satisfied with the treatment they have received | 0 | 0 | N/A | 88.0% | 94.8% | 95.5% |

* Figures in italics indicate that the base number is less than 100.

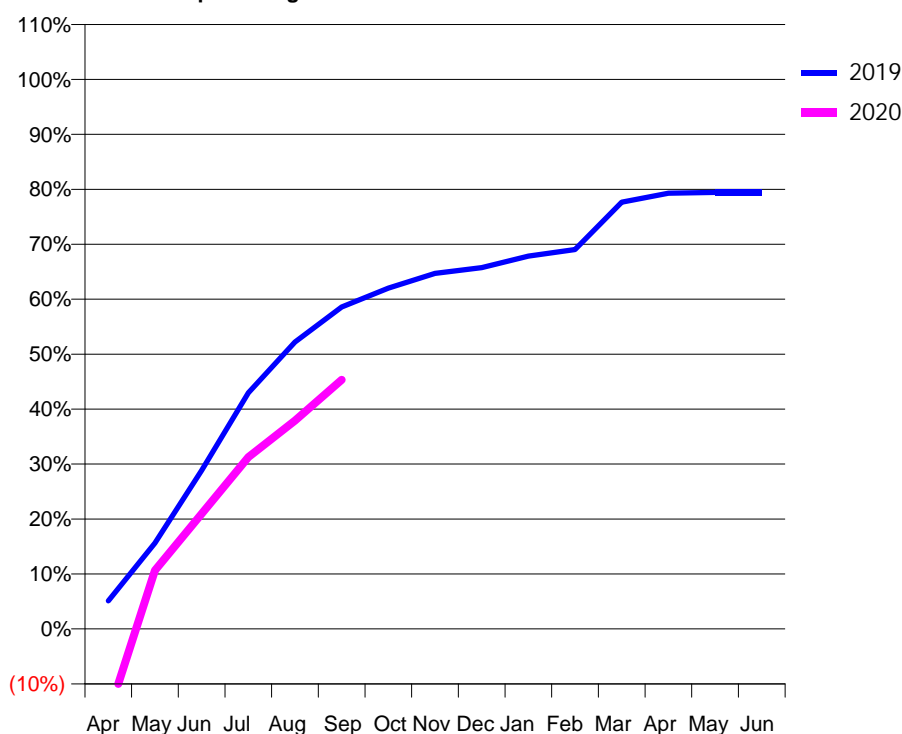
Q54 - Vital Signs Orthodontic At a Glance Contract Report for 644277/0001 - September 2019

| | | | |
|----------------------|---------------|---------------------------------------------|-------------|
| Name or company name | MR JS NANDHRA | 19/20 Contracted general activity (UDA) | 0 |
| Contract type name | PDS Contract | Carry forward general activity (UDA) | 0 |
| Purpose of contract | Orthodontic | 19/20 Contracted orthodontic activity (UOA) | 11,043 |
| Contract start date | 01/04/2006 | Carry forward orthodontic activity (UOA) | 2,915 |
| Contract end date | 26/06/2020 | Baseline contract value | £902,080.02 |

| ACCESS | Contract | England and Wales |
|----------------------------------------------|----------|-------------------|
| 24 month ratio of assessments to patient IDs | 1.00 | 1.07 |

| ACTIVITY | Contract |
|-------------------------------------------------------------------------------------------|----------|
| Contract assess and fit appliances (case starts) as a percentage of Area Team case starts | 6.6 % |

Cumulative percentage of contracted UOA delivered 2019 & 2020



| Month | Adjusted Scheduled Activity (UOA) | | |
|-----------|-----------------------------------|--------|--------|
| | 2018 | 2019 | 2020 |
| April | 1,326 | 724 | -1,733 |
| May | 3,283 | 2,215 | 1,175 |
| June | 5,492 | 4,087 | 2,313 |
| July | 6,773 | 6,090 | 3,453 |
| August | 7,109 | 7,400 | 4,188 |
| September | 8,939 | 8,305 | 5,007 |
| October | 9,632 | 8,790 | |
| November | 10,245 | 9,172 | |
| December | 10,585 | 9,319 | |
| January | 10,816 | 9,613 | |
| February | 11,075 | 9,781 | |
| March | 11,180 | 11,005 | |
| April | 11,243 | 11,236 | |
| May | 11,264 | 11,257 | |
| June | 11,285 | 11,257 | |

QUANTITY METRICS (rolling 12 month period)

| | Contract Quantity | Contract Base Number | Contract * | Area Team | Region | England |
|----------------------------------------------------------------------------------|-------------------|----------------------|------------|-----------|--------|---------|
| % of all assessments that were assess and fit appliances (case starts) | 533 | 533 | 100.0% | 53.4% | 56.3% | 57.9% |
| % of all assessments that were assess and refuse | 0 | 533 | 0.0% | 11.8% | 11.8% | 12.4% |
| % of all assessments that were assess and review | 0 | 533 | 0.0% | 34.9% | 31.9% | 29.7% |
| % of case starts with a reported IOTN of 3 and Aesthetic Component of 5 or below | 0 | 533 | N/A | 0.1% | 0.2% | 0.1% |
| % of case starts with a reported IOTN of 3 and Aesthetic Component of 6 or above | 9 | 533 | 1.7% | 1.6% | 4.0% | 4.0% |
| % of case starts with a reported IOTN of 4 | 448 | 533 | 84.1% | 80.8% | 76.4% | 78.0% |
| % of case starts with a reported IOTN of 5 | 73 | 533 | 13.7% | 16.1% | 17.9% | 16.6 % |
| % of concluded courses in receipt of dual-arch fixed appliances | 488 | 522 | 93.5% | 63.4% | 70.6% | 74.0% |
| % of concluded courses where treatment was abandoned or discontinued | 27 | 522 | 5.2% | 12.2% | 9.8% | 8.5% |
| % of patients satisfied with the treatment they have received | 3 | 3 | 100.0% | 88.0% | 94.8% | 95.5% |

* Figures in italics indicate that the base number is less than 100.

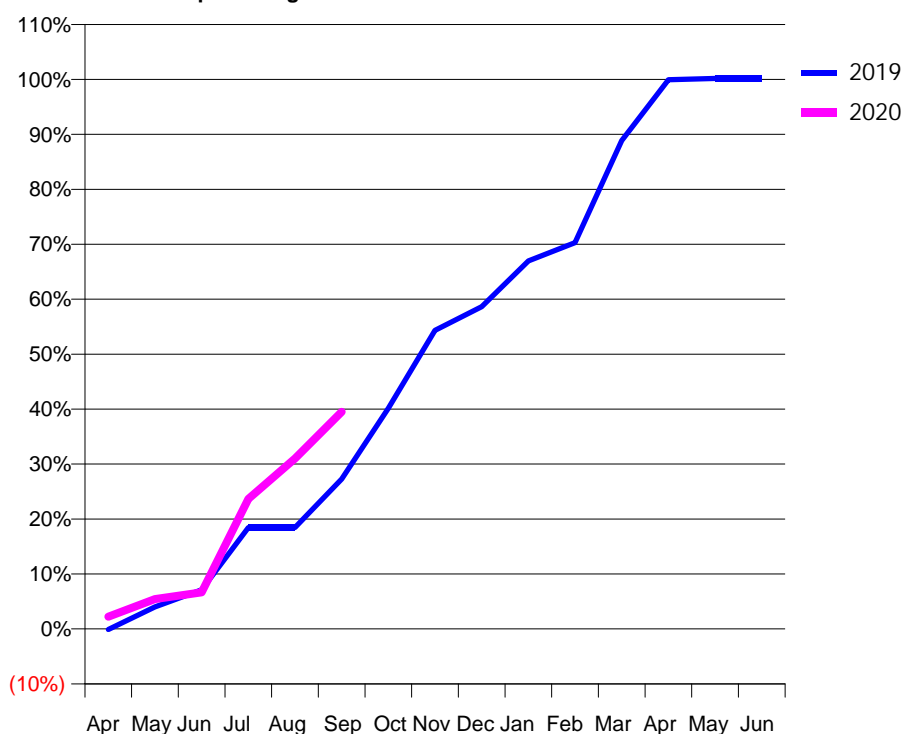
Q54 - Vital Signs Orthodontic At a Glance Contract Report for 648639/0001 - September 2019

| | | | |
|----------------------|----------------------------|---------------------------------------------|-------------|
| Name or company name | Edgbaston Orthodontics Ltd | 19/20 Contracted general activity (UDA) | 0 |
| Contract type name | PDS Contract | Carry forward general activity (UDA) | 0 |
| Purpose of contract | Orthodontic | 19/20 Contracted orthodontic activity (UOA) | 8,204 |
| Contract start date | 01/04/2006 | Carry forward orthodontic activity (UOA) | -15 |
| Contract end date | 01/05/2020 | Baseline contract value | £564,580.27 |

| ACCESS | Contract | England and Wales |
|----------------------------------------------|----------|-------------------|
| 24 month ratio of assessments to patient IDs | 1.01 | 1.07 |

| ACTIVITY | Contract |
|-------------------------------------------------------------------------------------------|----------|
| Contract assess and fit appliances (case starts) as a percentage of Area Team case starts | 5.6 % |

Cumulative percentage of contracted UOA delivered 2019 & 2020



| Month | Adjusted Scheduled Activity (UOA) | | |
|-----------|-----------------------------------|-------|-------|
| | 2018 | 2019 | 2020 |
| April | 166 | -9 | 182 |
| May | 1,006 | 355 | 445 |
| June | 2,077 | 629 | 547 |
| July | 3,284 | 1,631 | 1,942 |
| August | 4,418 | 1,631 | 2,543 |
| September | 4,892 | 2,409 | 3,241 |
| October | 5,614 | 3,550 | |
| November | 6,622 | 4,798 | |
| December | 7,365 | 5,181 | |
| January | 7,765 | 5,916 | |
| February | 8,133 | 6,210 | |
| March | 8,179 | 7,850 | |
| April | 9,439 | 8,826 | |
| May | 9,460 | 8,849 | |
| June | 9,481 | 8,849 | |

QUANTITY METRICS (rolling 12 month period)

| | Contract Quantity | Contract Base Number | Contract * | Area Team | Region | England |
|----------------------------------------------------------------------------------|-------------------|----------------------|------------|-----------|--------|---------|
| % of all assessments that were assess and fit appliances (case starts) | 454 | 580 | 78.3% | 53.4% | 56.3% | 57.9% |
| % of all assessments that were assess and refuse | 65 | 580 | 11.2% | 11.8% | 11.8% | 12.4% |
| % of all assessments that were assess and review | 61 | 580 | 10.5% | 34.9% | 31.9% | 29.7% |
| % of case starts with a reported IOTN of 3 and Aesthetic Component of 5 or below | 0 | 454 | N/A | 0.1% | 0.2% | 0.1% |
| % of case starts with a reported IOTN of 3 and Aesthetic Component of 6 or above | 0 | 454 | N/A | 1.6% | 4.0% | 4.0% |
| % of case starts with a reported IOTN of 4 | 383 | 454 | 84.4% | 80.8% | 76.4% | 78.0% |
| % of case starts with a reported IOTN of 5 | 71 | 454 | 15.6% | 16.1% | 17.9% | 16.6 % |
| % of concluded courses in receipt of dual-arch fixed appliances | 328 | 358 | 91.6% | 63.4% | 70.6% | 74.0% |
| % of concluded courses where treatment was abandoned or discontinued | 5 | 358 | 1.4% | 12.2% | 9.8% | 8.5% |
| % of patients satisfied with the treatment they have received | 4 | 4 | 100.0% | 88.0% | 94.8% | 95.5% |

* Figures in italics indicate that the base number is less than 100.

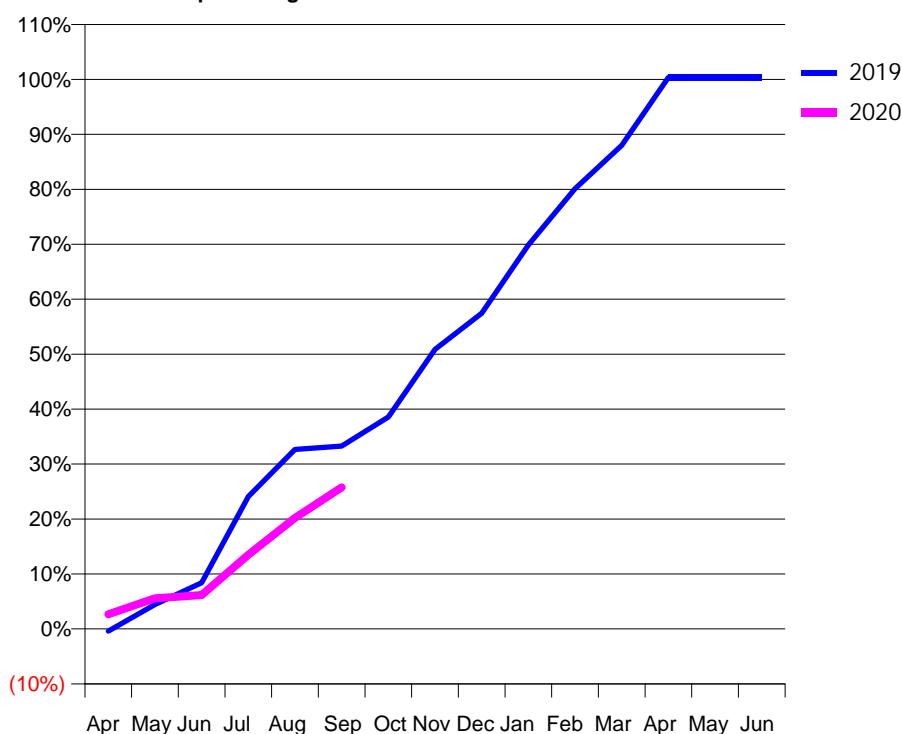
Q54 - Vital Signs Orthodontic At a Glance Contract Report for 648728/0001 - September 2019

| | | | |
|----------------------|----------------|---------------------------------------------|-------------|
| Name or company name | MRS EH ROBERTS | 19/20 Contracted general activity (UDA) | 0 |
| Contract type name | PDS Contract | Carry forward general activity (UDA) | 0 |
| Purpose of contract | Orthodontic | 19/20 Contracted orthodontic activity (UOA) | 3,768 |
| Contract start date | 01/04/2006 | Carry forward orthodontic activity (UOA) | -13 |
| Contract end date | 26/06/2020 | Baseline contract value | £230,663.03 |

| ACCESS | Contract | England and Wales |
|----------------------------------------------|----------|-------------------|
| 24 month ratio of assessments to patient IDs | 1.01 | 1.07 |

| ACTIVITY | Contract |
|-------------------------------------------------------------------------------------------|----------|
| Contract assess and fit appliances (case starts) as a percentage of Area Team case starts | 2.1 % |

Cumulative percentage of contracted UOA delivered 2019 & 2020



| Month | Adjusted Scheduled Activity (UOA) | | |
|-----------|-----------------------------------|-------|------|
| | 2018 | 2019 | 2020 |
| April | 141 | -15 | 101 |
| May | 233 | 168 | 211 |
| June | 348 | 317 | 232 |
| July | 774 | 908 | 509 |
| August | 1,161 | 1,230 | 761 |
| September | 1,333 | 1,254 | 971 |
| October | 1,866 | 1,453 | |
| November | 2,098 | 1,917 | |
| December | 2,542 | 2,165 | |
| January | 2,817 | 2,633 | |
| February | 3,239 | 3,018 | |
| March | 3,565 | 3,315 | |
| April | 3,883 | 3,781 | |
| May | 3,921 | 3,781 | |
| June | 3,921 | 3,781 | |

QUANTITY METRICS (rolling 12 month period)

| | Contract Quantity | Contract Base Number | Contract * | Area Team | Region | England |
|----------------------------------------------------------------------------------|-------------------|----------------------|------------|-----------|--------|---------|
| % of all assessments that were assess and fit appliances (case starts) | 167 | 215 | 77.7% | 53.4% | 56.3% | 57.9% |
| % of all assessments that were assess and refuse | 27 | 215 | 12.6% | 11.8% | 11.8% | 12.4% |
| % of all assessments that were assess and review | 21 | 215 | 9.8% | 34.9% | 31.9% | 29.7% |
| % of case starts with a reported IOTN of 3 and Aesthetic Component of 5 or below | 0 | 167 | N/A | 0.1% | 0.2% | 0.1% |
| % of case starts with a reported IOTN of 3 and Aesthetic Component of 6 or above | 7 | 167 | 4.2% | 1.6% | 4.0% | 4.0% |
| % of case starts with a reported IOTN of 4 | 131 | 167 | 78.4% | 80.8% | 76.4% | 78.0% |
| % of case starts with a reported IOTN of 5 | 27 | 167 | 16.2% | 16.1% | 17.9% | 16.6 % |
| % of concluded courses in receipt of dual-arch fixed appliances | 154 | 162 | 95.1% | 63.4% | 70.6% | 74.0% |
| % of concluded courses where treatment was abandoned or discontinued | 6 | 162 | 3.7% | 12.2% | 9.8% | 8.5% |
| % of patients satisfied with the treatment they have received | 0 | 1 | 0.0% | 88.0% | 94.8% | 95.5% |

* Figures in italics indicate that the base number is less than 100.

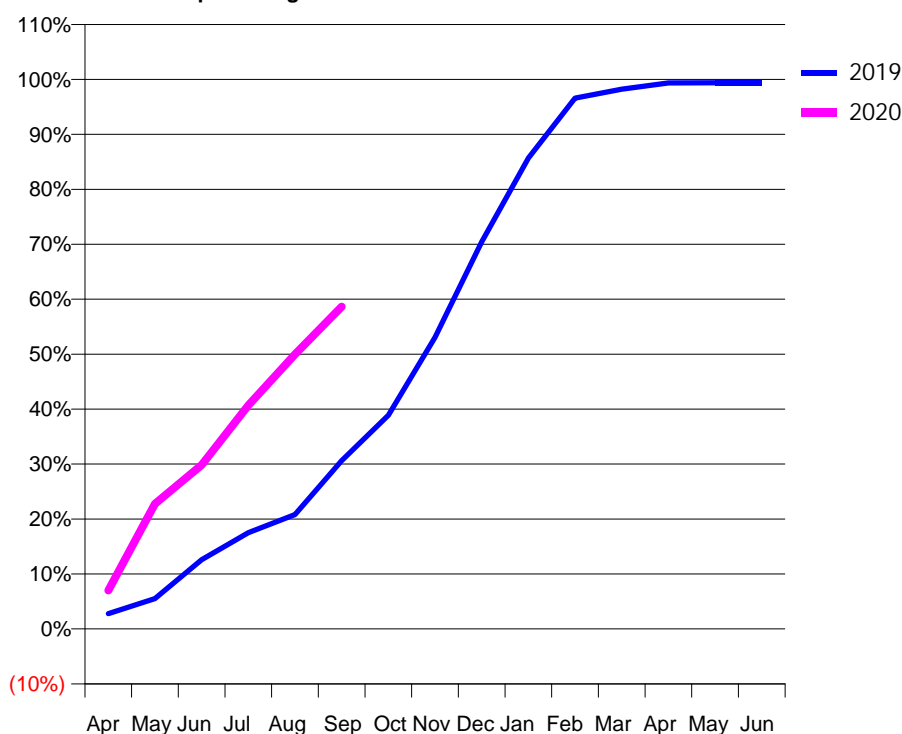
Q54 - Vital Signs Orthodontic At a Glance Contract Report for 650641/0001 - September 2019

| | | | |
|----------------------|--------------------|---------------------------------------------|-------------|
| Name or company name | MRS N SHOJA-ASSADI | 19/20 Contracted general activity (UDA) | 0 |
| Contract type name | PDS Contract | Carry forward general activity (UDA) | 0 |
| Purpose of contract | Orthodontic | 19/20 Contracted orthodontic activity (UOA) | 3,862 |
| Contract start date | 01/04/2006 | Carry forward orthodontic activity (UOA) | 24 |
| Contract end date | 26/06/2020 | Baseline contract value | £262,383.09 |

| ACCESS | Contract | England and Wales |
|----------------------------------------------|----------|-------------------|
| 24 month ratio of assessments to patient IDs | 1.11 | 1.07 |

| ACTIVITY | Contract |
|-------------------------------------------------------------------------------------------|----------|
| Contract assess and fit appliances (case starts) as a percentage of Area Team case starts | 3.1 % |

Cumulative percentage of contracted UOA delivered 2019 & 2020



| Month | Adjusted Scheduled Activity (UOA) | | |
|-----------|-----------------------------------|-------|-------|
| | 2018 | 2019 | 2020 |
| April | -122 | 107 | 270 |
| May | 110 | 213 | 879 |
| June | 111 | 487 | 1,152 |
| July | 322 | 677 | 1,572 |
| August | 411 | 804 | 1,929 |
| September | 474 | 1,183 | 2,265 |
| October | 792 | 1,502 | |
| November | 1,153 | 2,048 | |
| December | 1,639 | 2,720 | |
| January | 2,229 | 3,310 | |
| February | 2,964 | 3,730 | |
| March | 3,574 | 3,793 | |
| April | 3,660 | 3,837 | |
| May | 3,660 | 3,838 | |
| June | 3,660 | 3,838 | |

QUANTITY METRICS (rolling 12 month period)

| | Contract Quantity | Contract Base Number | Contract * | Area Team | Region | England |
|----------------------------------------------------------------------------------|-------------------|----------------------|------------|-----------|--------|---------|
| % of all assessments that were assess and fit appliances (case starts) | 247 | 253 | 97.6% | 53.4% | 56.3% | 57.9% |
| % of all assessments that were assess and refuse | 3 | 253 | 1.2% | 11.8% | 11.8% | 12.4% |
| % of all assessments that were assess and review | 3 | 253 | 1.2% | 34.9% | 31.9% | 29.7% |
| % of case starts with a reported IOTN of 3 and Aesthetic Component of 5 or below | 2 | 247 | 0.8% | 0.1% | 0.2% | 0.1% |
| % of case starts with a reported IOTN of 3 and Aesthetic Component of 6 or above | 6 | 247 | 2.4% | 1.6% | 4.0% | 4.0% |
| % of case starts with a reported IOTN of 4 | 211 | 247 | 85.4% | 80.8% | 76.4% | 78.0% |
| % of case starts with a reported IOTN of 5 | 23 | 247 | 9.3% | 16.1% | 17.9% | 16.6 % |
| % of concluded courses in receipt of dual-arch fixed appliances | 0 | 149 | N/A | 63.4% | 70.6% | 74.0% |
| % of concluded courses where treatment was abandoned or discontinued | 19 | 149 | 12.8% | 12.2% | 9.8% | 8.5% |
| % of patients satisfied with the treatment they have received | 0 | 0 | N/A | 88.0% | 94.8% | 95.5% |

* Figures in italics indicate that the base number is less than 100.

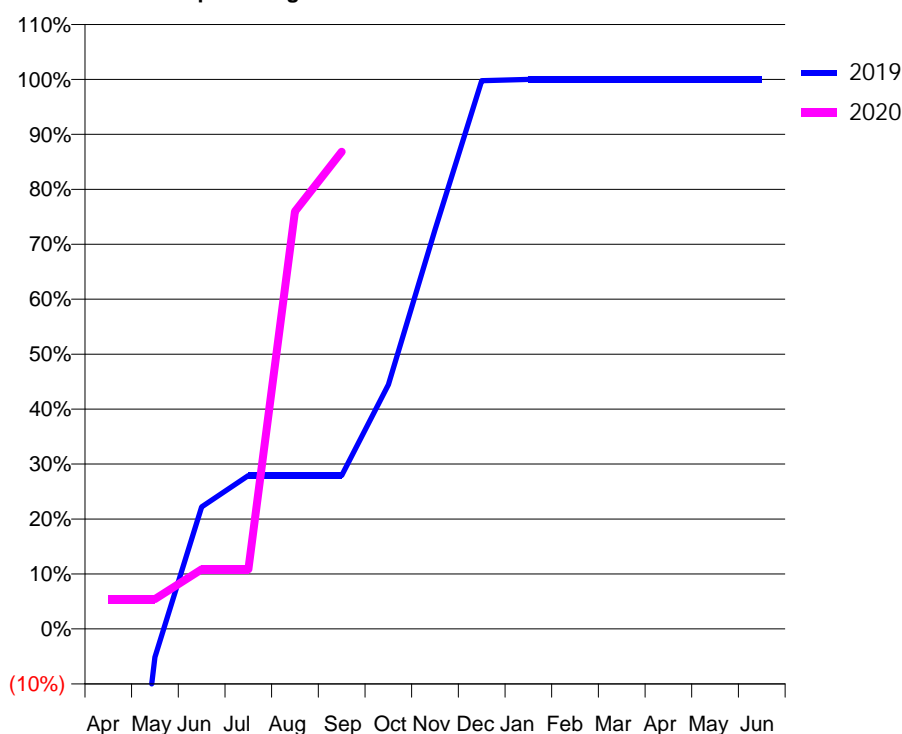
Q54 - Vital Signs Orthodontic At a Glance Contract Report for 658421/0001 - September 2019

| | | | |
|----------------------|-------------------------|---------------------------------------------|-------------|
| Name or company name | Hayers Dental Surgery | 19/20 Contracted general activity (UDA) | 21,866 |
| Contract type name | GDS Contract | Carry forward general activity (UDA) | -196 |
| Purpose of contract | General and Orthodontic | 19/20 Contracted orthodontic activity (UOA) | 387 |
| Contract start date | 01/04/2006 | Carry forward orthodontic activity (UOA) | 0 |
| Contract end date | | Baseline contract value | £561,710.53 |

| ACCESS | Contract | England and Wales |
|----------------------------------------------|----------|-------------------|
| 24 month ratio of assessments to patient IDs | 1.07 | 1.07 |

| ACTIVITY | Contract |
|-------------------------------------------------------------------------------------------|----------|
| Contract assess and fit appliances (case starts) as a percentage of Area Team case starts | 0.4 % |

Cumulative percentage of contracted UOA delivered 2019 & 2020



| Month | Adjusted Scheduled Activity (UOA) | | |
|-----------|-----------------------------------|------|------|
| | 2018 | 2019 | 2020 |
| April | 1 | -294 | 21 |
| May | 2 | -20 | 21 |
| June | 128 | 86 | 42 |
| July | 212 | 108 | 42 |
| August | 233 | 108 | 294 |
| September | 277 | 108 | 336 |
| October | 322 | 172 | |
| November | 322 | 281 | |
| December | 343 | 386 | |
| January | 385 | 387 | |
| February | 387 | 387 | |
| March | 387 | 387 | |
| April | 681 | 387 | |
| May | 723 | 387 | |
| June | 723 | 387 | |

QUANTITY METRICS (rolling 12 month period)

| | Contract Quantity | Contract Base Number | Contract * | Area Team | Region | England |
|----------------------------------------------------------------------------------|-------------------|----------------------|------------|-----------|--------|---------|
| % of all assessments that were assess and fit appliances (case starts) | 30 | 32 | 93.8% | 53.4% | 56.3% | 57.9% |
| % of all assessments that were assess and refuse | 2 | 32 | 6.3% | 11.8% | 11.8% | 12.4% |
| % of all assessments that were assess and review | 0 | 32 | 0.0% | 34.9% | 31.9% | 29.7% |
| % of case starts with a reported IOTN of 3 and Aesthetic Component of 5 or below | 0 | 30 | <i>N/A</i> | 0.1% | 0.2% | 0.1% |
| % of case starts with a reported IOTN of 3 and Aesthetic Component of 6 or above | 0 | 30 | <i>N/A</i> | 1.6% | 4.0% | 4.0% |
| % of case starts with a reported IOTN of 4 | 29 | 30 | 96.7% | 80.8% | 76.4% | 78.0% |
| % of case starts with a reported IOTN of 5 | 1 | 30 | 3.3% | 16.1% | 17.9% | 16.6 % |
| % of concluded courses in receipt of dual-arch fixed appliances | 10 | 13 | 76.9% | 63.4% | 70.6% | 74.0% |
| % of concluded courses where treatment was abandoned or discontinued | 2 | 13 | 15.4% | 12.2% | 9.8% | 8.5% |
| % of patients satisfied with the treatment they have received | 0 | 0 | <i>N/A</i> | 88.0% | 94.8% | 95.5% |

* Figures in italics indicate that the base number is less than 100.

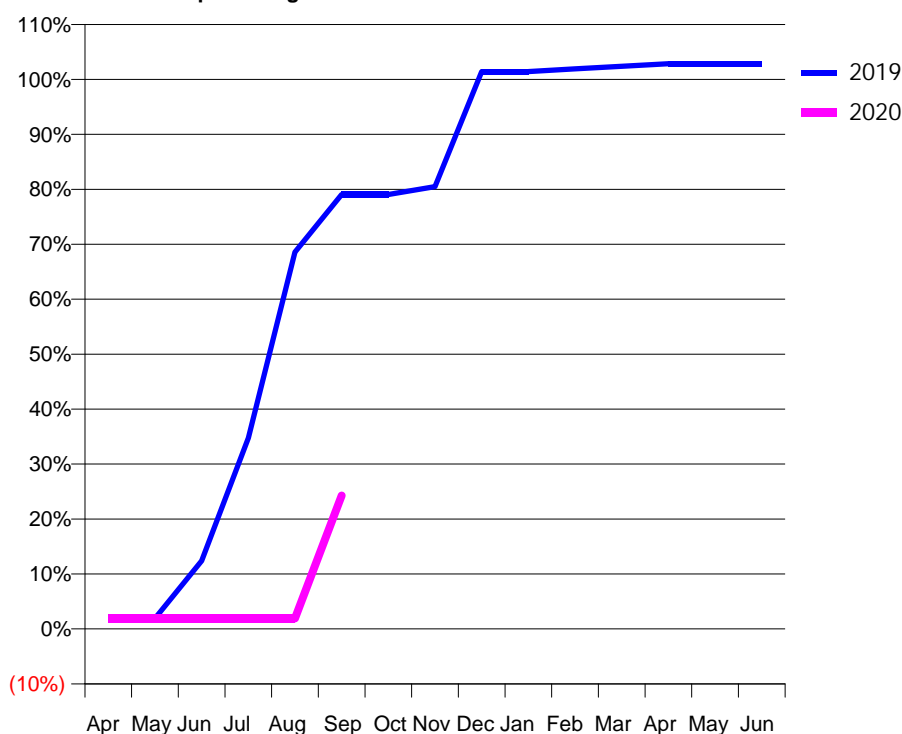
Q54 - Vital Signs Orthodontic At a Glance Contract Report for 673749/0001 - September 2019

| | | | |
|----------------------|-------------------------|---------------------------------------------|-------------|
| Name or company name | MR R KUMAR | 19/20 Contracted general activity (UDA) | 9,973 |
| Contract type name | GDS Contract | Carry forward general activity (UDA) | 45 |
| Purpose of contract | General and Orthodontic | 19/20 Contracted orthodontic activity (UOA) | 210 |
| Contract start date | 01/04/2006 | Carry forward orthodontic activity (UOA) | -4 |
| Contract end date | | Baseline contract value | £277,525.07 |

| ACCESS | Contract | England and Wales |
|----------------------------------------------|----------|-------------------|
| 24 month ratio of assessments to patient IDs | 1.08 | 1.07 |

| ACTIVITY | Contract |
|-------------------------------------------------------------------------------------------|----------|
| Contract assess and fit appliances (case starts) as a percentage of Area Team case starts | 0.1 % |

Cumulative percentage of contracted UOA delivered 2019 & 2020



| Month | Adjusted Scheduled Activity (UOA) | | |
|-----------|-----------------------------------|------|------|
| | 2018 | 2019 | 2020 |
| April | 4 | 4 | 4 |
| May | 4 | 4 | 4 |
| June | 5 | 26 | 4 |
| July | 7 | 73 | 4 |
| August | 7 | 144 | 4 |
| September | 50 | 166 | 51 |
| October | 200 | 166 | |
| November | 201 | 169 | |
| December | 202 | 213 | |
| January | 204 | 213 | |
| February | 204 | 214 | |
| March | 246 | 215 | |
| April | 246 | 216 | |
| May | 246 | 216 | |
| June | 246 | 216 | |

QUANTITY METRICS (rolling 12 month period)

| | Contract Quantity | Contract Base Number | Contract * | Area Team | Region | England |
|----------------------------------------------------------------------------------|-------------------|----------------------|------------|-----------|--------|---------|
| % of all assessments that were assess and fit appliances (case starts) | 5 | 14 | 35.7% | 53.4% | 56.3% | 57.9% |
| % of all assessments that were assess and refuse | 2 | 14 | 14.3% | 11.8% | 11.8% | 12.4% |
| % of all assessments that were assess and review | 7 | 14 | 50.0% | 34.9% | 31.9% | 29.7% |
| % of case starts with a reported IOTN of 3 and Aesthetic Component of 5 or below | 0 | 5 | N/A | 0.1% | 0.2% | 0.1% |
| % of case starts with a reported IOTN of 3 and Aesthetic Component of 6 or above | 0 | 5 | N/A | 1.6% | 4.0% | 4.0% |
| % of case starts with a reported IOTN of 4 | 3 | 5 | 60.0% | 80.8% | 76.4% | 78.0% |
| % of case starts with a reported IOTN of 5 | 2 | 5 | 40.0% | 16.1% | 17.9% | 16.6 % |
| % of concluded courses in receipt of dual-arch fixed appliances | 10 | 14 | 71.4% | 63.4% | 70.6% | 74.0% |
| % of concluded courses where treatment was abandoned or discontinued | 1 | 14 | 7.1% | 12.2% | 9.8% | 8.5% |
| % of patients satisfied with the treatment they have received | 0 | 0 | N/A | 88.0% | 94.8% | 95.5% |

* Figures in italics indicate that the base number is less than 100.

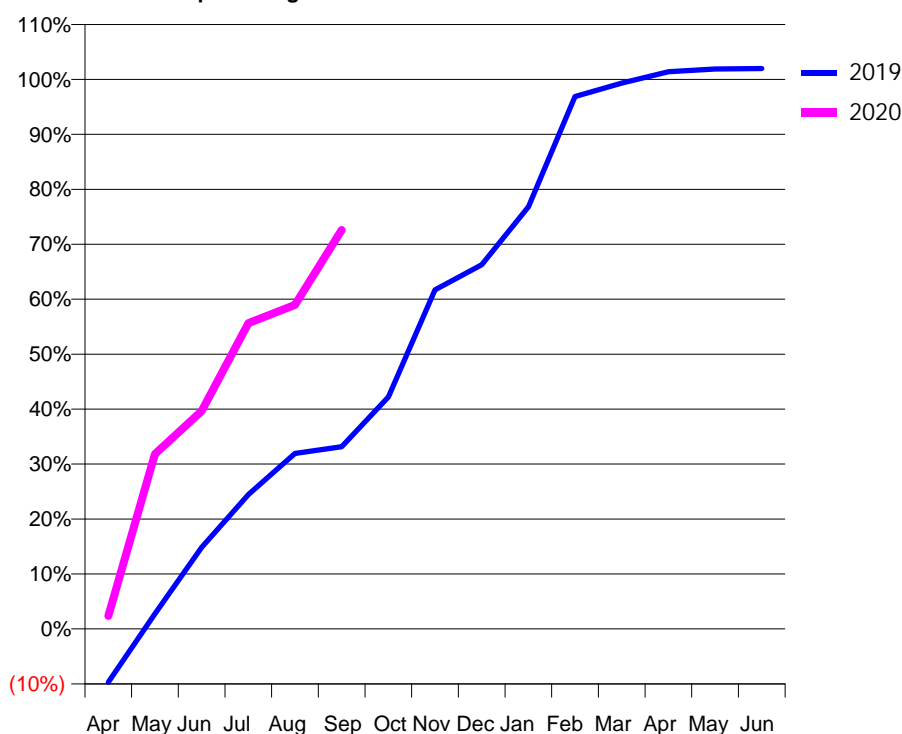
Q54 - Vital Signs Orthodontic At a Glance Contract Report for 735213/0002 - September 2019

| | | | |
|----------------------|--------------|---------------------------------------------|-------------|
| Name or company name | MR PL MASON | 19/20 Contracted general activity (UDA) | 0 |
| Contract type name | PDS Contract | Carry forward general activity (UDA) | 0 |
| Purpose of contract | Orthodontic | 19/20 Contracted orthodontic activity (UOA) | 5,085 |
| Contract start date | 22/03/2014 | Carry forward orthodontic activity (UOA) | -100 |
| Contract end date | 01/05/2020 | Baseline contract value | £350,657.19 |

| ACCESS | Contract | England and Wales |
|----------------------------------------------|----------|-------------------|
| 24 month ratio of assessments to patient IDs | 1.02 | 1.07 |

| ACTIVITY | Contract |
|-------------------------------------------------------------------------------------------|----------|
| Contract assess and fit appliances (case starts) as a percentage of Area Team case starts | 4.2 % |

Cumulative percentage of contracted UOA delivered 2019 & 2020



| Month | Adjusted Scheduled Activity (UOA) | | |
|-----------|-----------------------------------|-------|-------|
| | 2018 | 2019 | 2020 |
| April | 0 | -497 | 121 |
| May | 176 | 141 | 1,618 |
| June | 449 | 761 | 2,017 |
| July | 1,093 | 1,254 | 2,829 |
| August | 1,612 | 1,638 | 2,998 |
| September | 1,878 | 1,700 | 3,691 |
| October | 2,334 | 2,164 | |
| November | 2,811 | 3,163 | |
| December | 2,900 | 3,397 | |
| January | 3,927 | 3,938 | |
| February | 4,532 | 4,967 | |
| March | 4,905 | 5,092 | |
| April | 5,542 | 5,197 | |
| May | 5,568 | 5,224 | |
| June | 5,573 | 5,227 | |

QUANTITY METRICS (rolling 12 month period)

| | Contract Quantity | Contract Base Number | Contract * | Area Team | Region | England |
|----------------------------------------------------------------------------------|-------------------|----------------------|------------|-----------|--------|---------|
| % of all assessments that were assess and fit appliances (case starts) | 340 | 499 | 68.1% | 53.4% | 56.3% | 57.9% |
| % of all assessments that were assess and refuse | 3 | 499 | 0.6% | 11.8% | 11.8% | 12.4% |
| % of all assessments that were assess and review | 156 | 499 | 31.3% | 34.9% | 31.9% | 29.7% |
| % of case starts with a reported IOTN of 3 and Aesthetic Component of 5 or below | 0 | 340 | N/A | 0.1% | 0.2% | 0.1% |
| % of case starts with a reported IOTN of 3 and Aesthetic Component of 6 or above | 5 | 340 | 1.5% | 1.6% | 4.0% | 4.0% |
| % of case starts with a reported IOTN of 4 | 244 | 340 | 71.8% | 80.8% | 76.4% | 78.0% |
| % of case starts with a reported IOTN of 5 | 67 | 340 | 19.7% | 16.1% | 17.9% | 16.6 % |
| % of concluded courses in receipt of dual-arch fixed appliances | 15 | 98 | 15.3% | 63.4% | 70.6% | 74.0% |
| % of concluded courses where treatment was abandoned or discontinued | 2 | 98 | 2.0% | 12.2% | 9.8% | 8.5% |
| % of patients satisfied with the treatment they have received | 1 | 1 | 100.0% | 88.0% | 94.8% | 95.5% |

* Figures in italics indicate that the base number is less than 100.

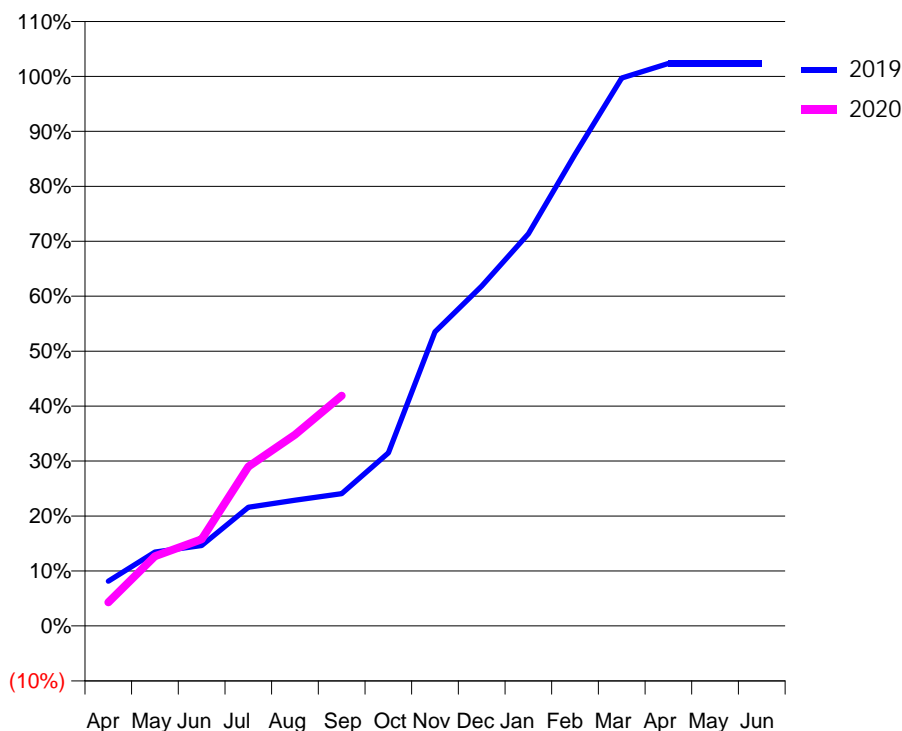
Q54 - Vital Signs Orthodontic At a Glance Contract Report for 735337/0001 - September 2019

| | | | |
|----------------------|-----------------------------|---------------------------------------------|-------------|
| Name or company name | Addison Dental Practice Ltd | 19/20 Contracted general activity (UDA) | 0 |
| Contract type name | PDS Contract | Carry forward general activity (UDA) | 0 |
| Purpose of contract | Orthodontic | 19/20 Contracted orthodontic activity (UOA) | 9,034 |
| Contract start date | 01/04/2006 | Carry forward orthodontic activity (UOA) | -180 |
| Contract end date | 01/05/2020 | Baseline contract value | £619,782.90 |

| ACCESS | Contract | England and Wales |
|----------------------------------------------|----------|-------------------|
| 24 month ratio of assessments to patient IDs | 1.09 | 1.07 |

| ACTIVITY | Contract |
|-------------------------------------------------------------------------------------------|----------|
| Contract assess and fit appliances (case starts) as a percentage of Area Team case starts | 6.2 % |

Cumulative percentage of contracted UOA delivered 2019 & 2020



| Month | Adjusted Scheduled Activity (UOA) | | |
|-----------|-----------------------------------|-------|-------|
| | 2018 | 2019 | 2020 |
| April | 611 | 735 | 390 |
| May | 1,699 | 1,216 | 1,146 |
| June | 3,033 | 1,322 | 1,423 |
| July | 4,410 | 1,953 | 2,618 |
| August | 5,438 | 2,067 | 3,143 |
| September | 5,981 | 2,174 | 3,786 |
| October | 6,451 | 2,845 | |
| November | 7,318 | 4,835 | |
| December | 7,793 | 5,588 | |
| January | 7,986 | 6,447 | |
| February | 8,900 | 7,753 | |
| March | 9,801 | 9,007 | |
| April | 9,804 | 9,245 | |
| May | 9,804 | 9,246 | |
| June | 9,804 | 9,247 | |

QUANTITY METRICS (rolling 12 month period)

| | Contract Quantity | Contract Base Number | Contract * | Area Team | Region | England |
|----------------------------------------------------------------------------------|-------------------|----------------------|------------|-----------|--------|---------|
| % of all assessments that were assess and fit appliances (case starts) | 498 | 755 | 66.0% | 53.4% | 56.3% | 57.9% |
| % of all assessments that were assess and refuse | 78 | 755 | 10.3% | 11.8% | 11.8% | 12.4% |
| % of all assessments that were assess and review | 179 | 755 | 23.7% | 34.9% | 31.9% | 29.7% |
| % of case starts with a reported IOTN of 3 and Aesthetic Component of 5 or below | 1 | 498 | 0.2% | 0.1% | 0.2% | 0.1% |
| % of case starts with a reported IOTN of 3 and Aesthetic Component of 6 or above | 7 | 498 | 1.4% | 1.6% | 4.0% | 4.0% |
| % of case starts with a reported IOTN of 4 | 436 | 498 | 87.6% | 80.8% | 76.4% | 78.0% |
| % of case starts with a reported IOTN of 5 | 29 | 498 | 5.8% | 16.1% | 17.9% | 16.6 % |
| % of concluded courses in receipt of dual-arch fixed appliances | 0 | 340 | N/A | 63.4% | 70.6% | 74.0% |
| % of concluded courses where treatment was abandoned or discontinued | 27 | 340 | 7.9% | 12.2% | 9.8% | 8.5% |
| % of patients satisfied with the treatment they have received | 0 | 0 | N/A | 88.0% | 94.8% | 95.5% |

* Figures in italics indicate that the base number is less than 100.

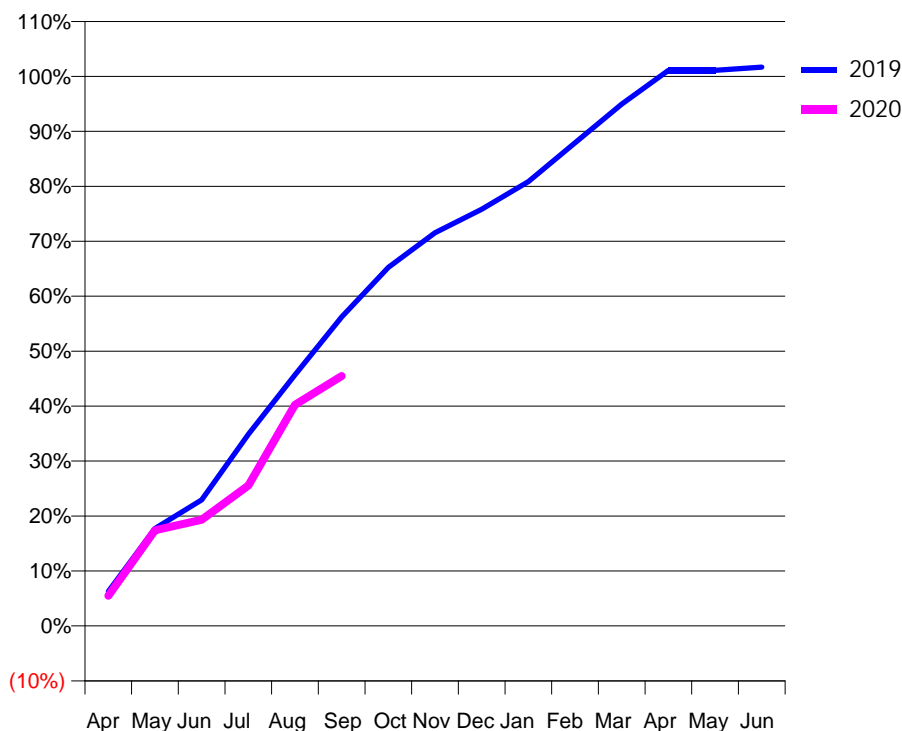
Q54 - Vital Signs Orthodontic At a Glance Contract Report for 761923/0001 - September 2019

| | | | |
|----------------------|--------------|---------------------------------------------|-------------|
| Name or company name | MR RD SLATER | 19/20 Contracted general activity (UDA) | 0 |
| Contract type name | PDS Contract | Carry forward general activity (UDA) | 0 |
| Purpose of contract | Orthodontic | 19/20 Contracted orthodontic activity (UOA) | 8,345 |
| Contract start date | 01/04/2006 | Carry forward orthodontic activity (UOA) | -139 |
| Contract end date | 01/05/2020 | Baseline contract value | £572,030.31 |

| ACCESS | Contract | England and Wales |
|----------------------------------------------|----------|-------------------|
| 24 month ratio of assessments to patient IDs | 1.10 | 1.07 |

| ACTIVITY | Contract |
|-------------------------------------------------------------------------------------------|----------|
| Contract assess and fit appliances (case starts) as a percentage of Area Team case starts | 4.0 % |

Cumulative percentage of contracted UOA delivered 2019 & 2020



| Month | Adjusted Scheduled Activity (UOA) | | |
|-----------|-----------------------------------|-------|-------|
| | 2018 | 2019 | 2020 |
| April | 243 | 524 | 459 |
| May | 2,334 | 1,479 | 1,452 |
| June | 3,012 | 1,915 | 1,612 |
| July | 5,027 | 2,912 | 2,133 |
| August | 5,368 | 3,813 | 3,356 |
| September | 6,482 | 4,691 | 3,795 |
| October | 7,192 | 5,444 | |
| November | 7,560 | 5,969 | |
| December | 7,803 | 6,327 | |
| January | 8,109 | 6,747 | |
| February | 8,346 | 7,335 | |
| March | 8,579 | 7,924 | |
| April | 8,581 | 8,438 | |
| May | 8,607 | 8,438 | |
| June | 8,607 | 8,484 | |

QUANTITY METRICS (rolling 12 month period)

| | Contract Quantity | Contract Base Number | Contract * | Area Team | Region | England |
|----------------------------------------------------------------------------------|-------------------|----------------------|------------|-----------|--------|---------|
| % of all assessments that were assess and fit appliances (case starts) | 325 | 980 | 33.2% | 53.4% | 56.3% | 57.9% |
| % of all assessments that were assess and refuse | 131 | 980 | 13.4% | 11.8% | 11.8% | 12.4% |
| % of all assessments that were assess and review | 524 | 980 | 53.5% | 34.9% | 31.9% | 29.7% |
| % of case starts with a reported IOTN of 3 and Aesthetic Component of 5 or below | 1 | 325 | 0.3% | 0.1% | 0.2% | 0.1% |
| % of case starts with a reported IOTN of 3 and Aesthetic Component of 6 or above | 0 | 325 | N/A | 1.6% | 4.0% | 4.0% |
| % of case starts with a reported IOTN of 4 | 259 | 325 | 79.7% | 80.8% | 76.4% | 78.0% |
| % of case starts with a reported IOTN of 5 | 62 | 325 | 19.1% | 16.1% | 17.9% | 16.6 % |
| % of concluded courses in receipt of dual-arch fixed appliances | 293 | 384 | 76.3% | 63.4% | 70.6% | 74.0% |
| % of concluded courses where treatment was abandoned or discontinued | 21 | 384 | 5.5% | 12.2% | 9.8% | 8.5% |
| % of patients satisfied with the treatment they have received | 1 | 1 | 100.0% | 88.0% | 94.8% | 95.5% |

* Figures in italics indicate that the base number is less than 100.

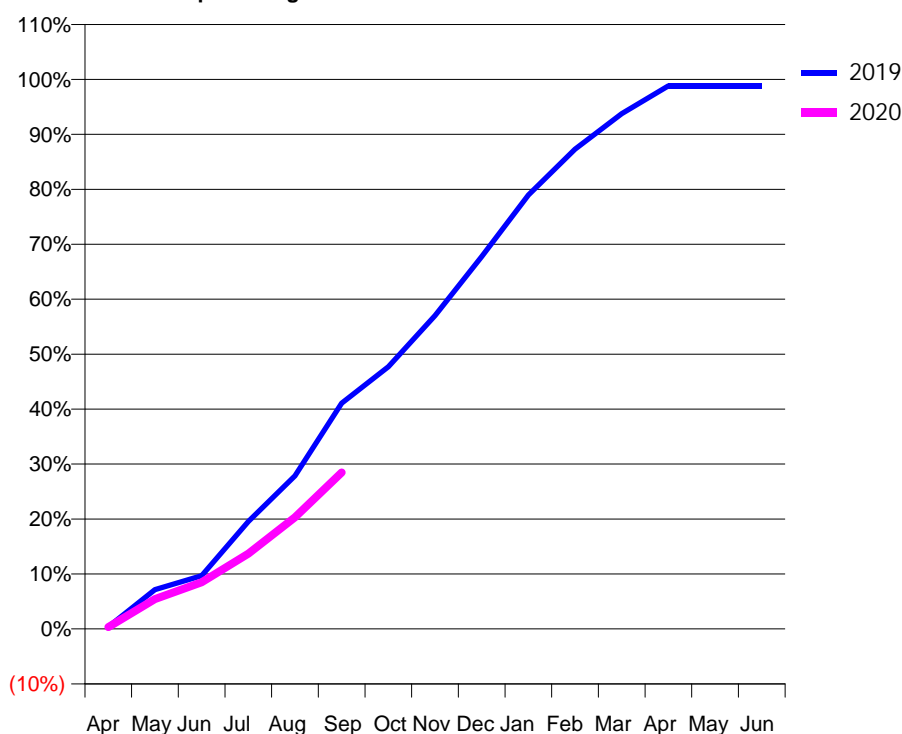
Q54 - Vital Signs Orthodontic At a Glance Contract Report for 776998/0001 - September 2019

| | | | |
|----------------------|--------------|---------------------------------------------|-------------|
| Name or company name | MR DL DALY | 19/20 Contracted general activity (UDA) | 0 |
| Contract type name | PDS Contract | Carry forward general activity (UDA) | 0 |
| Purpose of contract | Orthodontic | 19/20 Contracted orthodontic activity (UOA) | 4,130 |
| Contract start date | 01/04/2006 | Carry forward orthodontic activity (UOA) | 48 |
| Contract end date | 26/06/2020 | Baseline contract value | £257,667.07 |

| ACCESS | Contract | England and Wales |
|----------------------------------------------|----------|-------------------|
| 24 month ratio of assessments to patient IDs | 1.01 | 1.07 |

| ACTIVITY | Contract |
|-------------------------------------------------------------------------------------------|----------|
| Contract assess and fit appliances (case starts) as a percentage of Area Team case starts | 2.1 % |

Cumulative percentage of contracted UOA delivered 2019 & 2020



| Month | Adjusted Scheduled Activity (UOA) | | |
|-----------|-----------------------------------|-------|-------|
| | 2018 | 2019 | 2020 |
| April | 53 | 17 | 15 |
| May | 809 | 295 | 225 |
| June | 964 | 400 | 351 |
| July | 1,283 | 807 | 566 |
| August | 1,348 | 1,150 | 839 |
| September | 1,496 | 1,696 | 1,176 |
| October | 2,026 | 1,971 | |
| November | 2,304 | 2,355 | |
| December | 2,538 | 2,798 | |
| January | 2,771 | 3,262 | |
| February | 3,342 | 3,606 | |
| March | 3,872 | 3,872 | |
| April | 4,147 | 4,082 | |
| May | 4,147 | 4,082 | |
| June | 4,147 | 4,082 | |

QUANTITY METRICS (rolling 12 month period)

| | Contract Quantity | Contract Base Number | Contract * | Area Team | Region | England |
|----------------------------------------------------------------------------------|-------------------|----------------------|------------|-----------|--------|---------|
| % of all assessments that were assess and fit appliances (case starts) | 171 | 207 | 82.6% | 53.4% | 56.3% | 57.9% |
| % of all assessments that were assess and refuse | 18 | 207 | 8.7% | 11.8% | 11.8% | 12.4% |
| % of all assessments that were assess and review | 18 | 207 | 8.7% | 34.9% | 31.9% | 29.7% |
| % of case starts with a reported IOTN of 3 and Aesthetic Component of 5 or below | 0 | 171 | N/A | 0.1% | 0.2% | 0.1% |
| % of case starts with a reported IOTN of 3 and Aesthetic Component of 6 or above | 1 | 171 | 0.6% | 1.6% | 4.0% | 4.0% |
| % of case starts with a reported IOTN of 4 | 151 | 171 | 88.3% | 80.8% | 76.4% | 78.0% |
| % of case starts with a reported IOTN of 5 | 19 | 171 | 11.1% | 16.1% | 17.9% | 16.6% |
| % of concluded courses in receipt of dual-arch fixed appliances | 117 | 127 | 92.1% | 63.4% | 70.6% | 74.0% |
| % of concluded courses where treatment was abandoned or discontinued | 9 | 127 | 7.1% | 12.2% | 9.8% | 8.5% |
| % of patients satisfied with the treatment they have received | 1 | 1 | 100.0% | 88.0% | 94.8% | 95.5% |

* Figures in italics indicate that the base number is less than 100.

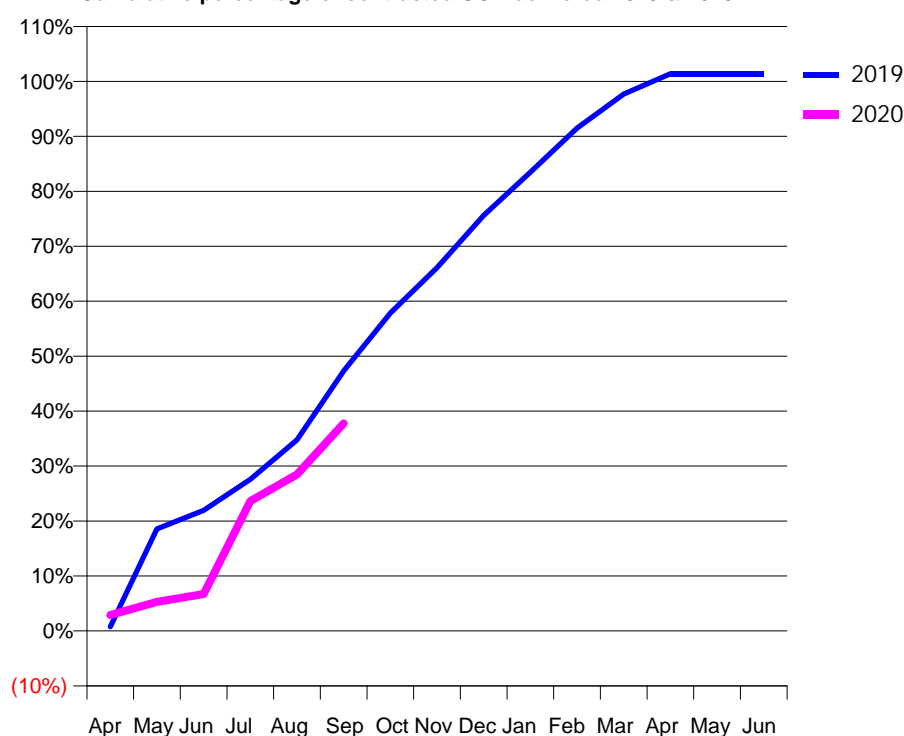
Q54 - Vital Signs Orthodontic At a Glance Contract Report for 833657/0001 - September 2019

| | | | |
|----------------------|-----------------------------------|---------------------------------------------|-------------|
| Name or company name | Sutton Orthodontic Centre Limited | 19/20 Contracted general activity (UDA) | 0 |
| Contract type name | PDS Contract | Carry forward general activity (UDA) | 0 |
| Purpose of contract | Orthodontic | 19/20 Contracted orthodontic activity (UOA) | 4,636 |
| Contract start date | 01/04/2006 | Carry forward orthodontic activity (UOA) | -65 |
| Contract end date | 31/03/2023 | Baseline contract value | £296,854.00 |

| ACCESS | Contract | England and Wales |
|----------------------------------------------|----------|-------------------|
| 24 month ratio of assessments to patient IDs | 1.03 | 1.07 |

| ACTIVITY | Contract |
|-------------------------------------------------------------------------------------------|----------|
| Contract assess and fit appliances (case starts) as a percentage of Area Team case starts | 2.3 % |

Cumulative percentage of contracted UOA delivered 2019 & 2020



| Month | Adjusted Scheduled Activity (UOA) | | |
|-----------|-----------------------------------|-------|-------|
| | 2018 | 2019 | 2020 |
| April | 25 | 36 | 134 |
| May | 489 | 861 | 245 |
| June | 699 | 1,018 | 311 |
| July | 1,140 | 1,280 | 1,095 |
| August | 1,308 | 1,612 | 1,320 |
| September | 1,667 | 2,193 | 1,750 |
| October | 1,881 | 2,681 | |
| November | 2,284 | 3,064 | |
| December | 2,479 | 3,506 | |
| January | 3,334 | 3,870 | |
| February | 4,342 | 4,242 | |
| March | 4,668 | 4,529 | |
| April | 4,672 | 4,700 | |
| May | 4,672 | 4,701 | |
| June | 4,672 | 4,701 | |

QUANTITY METRICS (rolling 12 month period)

| | Contract Quantity | Contract Base Number | Contract * | Area Team | Region | England |
|----------------------------------------------------------------------------------|-------------------|----------------------|------------|-----------|--------|---------|
| % of all assessments that were assess and fit appliances (case starts) | 186 | 478 | 38.9% | 53.4% | 56.3% | 57.9% |
| % of all assessments that were assess and refuse | 114 | 478 | 23.8% | 11.8% | 11.8% | 12.4% |
| % of all assessments that were assess and review | 178 | 478 | 37.2% | 34.9% | 31.9% | 29.7% |
| % of case starts with a reported IOTN of 3 and Aesthetic Component of 5 or below | 0 | 186 | N/A | 0.1% | 0.2% | 0.1% |
| % of case starts with a reported IOTN of 3 and Aesthetic Component of 6 or above | 2 | 186 | 1.1% | 1.6% | 4.0% | 4.0% |
| % of case starts with a reported IOTN of 4 | 145 | 186 | 78.0% | 80.8% | 76.4% | 78.0% |
| % of case starts with a reported IOTN of 5 | 39 | 186 | 21.0% | 16.1% | 17.9% | 16.6 % |
| % of concluded courses in receipt of dual-arch fixed appliances | 90 | 112 | 80.4% | 63.4% | 70.6% | 74.0% |
| % of concluded courses where treatment was abandoned or discontinued | 11 | 112 | 9.8% | 12.2% | 9.8% | 8.5% |
| % of patients satisfied with the treatment they have received | 1 | 2 | 50.0% | 88.0% | 94.8% | 95.5% |

* Figures in italics indicate that the base number is less than 100.

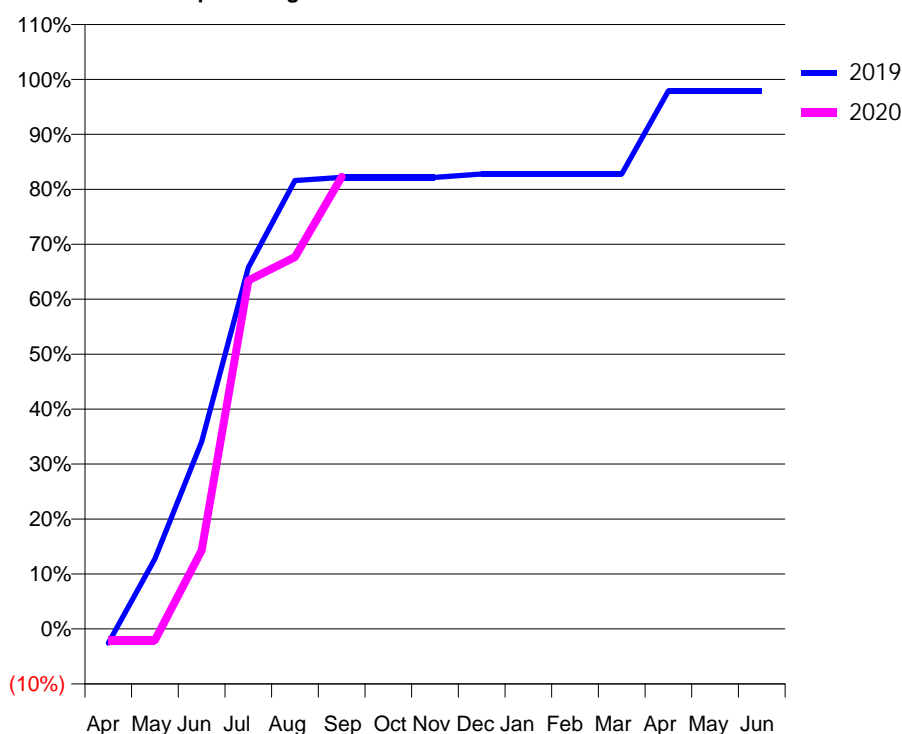
Q54 - Vital Signs Orthodontic At a Glance Contract Report for 913286/0005 - September 2019

| | | | |
|----------------------|----------------|---------------------------------------------|-------------|
| Name or company name | HC1287 Limited | 19/20 Contracted general activity (UDA) | 0 |
| Contract type name | PDS Contract | Carry forward general activity (UDA) | 0 |
| Purpose of contract | Orthodontic | 19/20 Contracted orthodontic activity (UOA) | 3,469 |
| Contract start date | 01/04/2006 | Carry forward orthodontic activity (UOA) | 72 |
| Contract end date | 01/05/2020 | Baseline contract value | £237,511.79 |

| ACCESS | Contract | England and Wales |
|----------------------------------------------|----------|-------------------|
| 24 month ratio of assessments to patient IDs | 1.00 | 1.07 |

| ACTIVITY | Contract |
|-------------------------------------------------------------------------------------------|----------|
| Contract assess and fit appliances (case starts) as a percentage of Area Team case starts | 2.1 % |

Cumulative percentage of contracted UOA delivered 2019 & 2020



| Month | Adjusted Scheduled Activity (UOA) | | |
|-----------|-----------------------------------|-------|-------|
| | 2018 | 2019 | 2020 |
| April | 80 | -90 | -72 |
| May | 80 | 443 | -72 |
| June | 1,446 | 1,182 | 495 |
| July | 2,311 | 2,282 | 2,200 |
| August | 2,311 | 2,830 | 2,347 |
| September | 2,992 | 2,851 | 2,853 |
| October | 2,992 | 2,851 | |
| November | 3,122 | 2,851 | |
| December | 3,249 | 2,872 | |
| January | 3,333 | 2,872 | |
| February | 3,377 | 2,872 | |
| March | 3,420 | 2,872 | |
| April | 6,696 | 3,397 | |
| May | 6,697 | 3,397 | |
| June | 6,697 | 3,397 | |

QUANTITY METRICS (rolling 12 month period)

| | Contract Quantity | Contract Base Number | Contract * | Area Team | Region | England |
|----------------------------------------------------------------------------------|-------------------|----------------------|------------|-----------|--------|---------|
| % of all assessments that were assess and fit appliances (case starts) | 166 | 167 | 99.4% | 53.4% | 56.3% | 57.9% |
| % of all assessments that were assess and refuse | 0 | 167 | 0.0% | 11.8% | 11.8% | 12.4% |
| % of all assessments that were assess and review | 1 | 167 | 0.6% | 34.9% | 31.9% | 29.7% |
| % of case starts with a reported IOTN of 3 and Aesthetic Component of 5 or below | 0 | 166 | N/A | 0.1% | 0.2% | 0.1% |
| % of case starts with a reported IOTN of 3 and Aesthetic Component of 6 or above | 2 | 166 | 1.2% | 1.6% | 4.0% | 4.0% |
| % of case starts with a reported IOTN of 4 | 150 | 166 | 90.4% | 80.8% | 76.4% | 78.0% |
| % of case starts with a reported IOTN of 5 | 13 | 166 | 7.8% | 16.1% | 17.9% | 16.6 % |
| % of concluded courses in receipt of dual-arch fixed appliances | 0 | 20 | N/A | 63.4% | 70.6% | 74.0% |
| % of concluded courses where treatment was abandoned or discontinued | 2 | 20 | 10.0% | 12.2% | 9.8% | 8.5% |
| % of patients satisfied with the treatment they have received | 0 | 0 | N/A | 88.0% | 94.8% | 95.5% |

* Figures in italics indicate that the base number is less than 100.

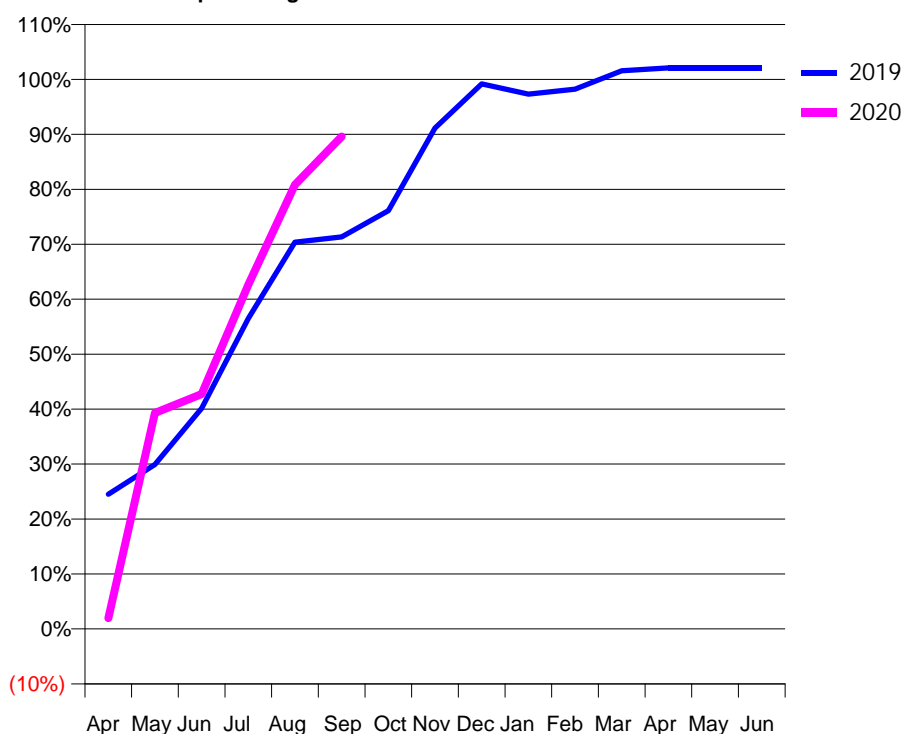
Q54 - Vital Signs Orthodontic At a Glance Contract Report for 913618/0001 - September 2019

| | | | |
|----------------------|-------------------------|---------------------------------------------|-------------|
| Name or company name | Mere Green Dental | 19/20 Contracted general activity (UDA) | 5,306 |
| Contract type name | GDS Contract | Carry forward general activity (UDA) | -70 |
| Purpose of contract | General and Orthodontic | 19/20 Contracted orthodontic activity (UOA) | 959 |
| Contract start date | 01/04/2006 | Carry forward orthodontic activity (UOA) | -19 |
| Contract end date | | Baseline contract value | £199,359.30 |

| ACCESS | Contract | England and Wales |
|----------------------------------------------|----------|-------------------|
| 24 month ratio of assessments to patient IDs | 1.20 | 1.07 |

| ACTIVITY | Contract |
|-------------------------------------------------------------------------------------------|----------|
| Contract assess and fit appliances (case starts) as a percentage of Area Team case starts | 0.6 % |

Cumulative percentage of contracted UOA delivered 2019 & 2020



| Month | Adjusted Scheduled Activity (UOA) | | |
|-----------|-----------------------------------|------|------|
| | 2018 | 2019 | 2020 |
| April | 156 | 235 | 19 |
| May | 234 | 287 | 377 |
| June | 348 | 385 | 410 |
| July | 486 | 542 | 601 |
| August | 682 | 675 | 775 |
| September | 819 | 684 | 859 |
| October | 915 | 730 | |
| November | 945 | 874 | |
| December | 950 | 951 | |
| January | 952 | 933 | |
| February | 970 | 942 | |
| March | 979 | 974 | |
| April | 986 | 979 | |
| May | 983 | 979 | |
| June | 982 | 979 | |

QUANTITY METRICS (rolling 12 month period)

| | Contract Quantity | Contract Base Number | Contract * | Area Team | Region | England |
|----------------------------------------------------------------------------------|-------------------|----------------------|------------|-----------|--------|---------|
| % of all assessments that were assess and fit appliances (case starts) | 52 | 159 | 32.7% | 53.4% | 56.3% | 57.9% |
| % of all assessments that were assess and refuse | 30 | 159 | 18.9% | 11.8% | 11.8% | 12.4% |
| % of all assessments that were assess and review | 77 | 159 | 48.4% | 34.9% | 31.9% | 29.7% |
| % of case starts with a reported IOTN of 3 and Aesthetic Component of 5 or below | 0 | 52 | <i>N/A</i> | 0.1% | 0.2% | 0.1% |
| % of case starts with a reported IOTN of 3 and Aesthetic Component of 6 or above | 1 | 52 | 1.9% | 1.6% | 4.0% | 4.0% |
| % of case starts with a reported IOTN of 4 | 42 | 52 | 80.8% | 80.8% | 76.4% | 78.0% |
| % of case starts with a reported IOTN of 5 | 9 | 52 | 17.3% | 16.1% | 17.9% | 16.6 % |
| % of concluded courses in receipt of dual-arch fixed appliances | 1 | 27 | 3.7% | 63.4% | 70.6% | 74.0% |
| % of concluded courses where treatment was abandoned or discontinued | 9 | 27 | 33.3% | 12.2% | 9.8% | 8.5% |
| % of patients satisfied with the treatment they have received | 0 | 0 | <i>N/A</i> | 88.0% | 94.8% | 95.5% |

* Figures in italics indicate that the base number is less than 100.

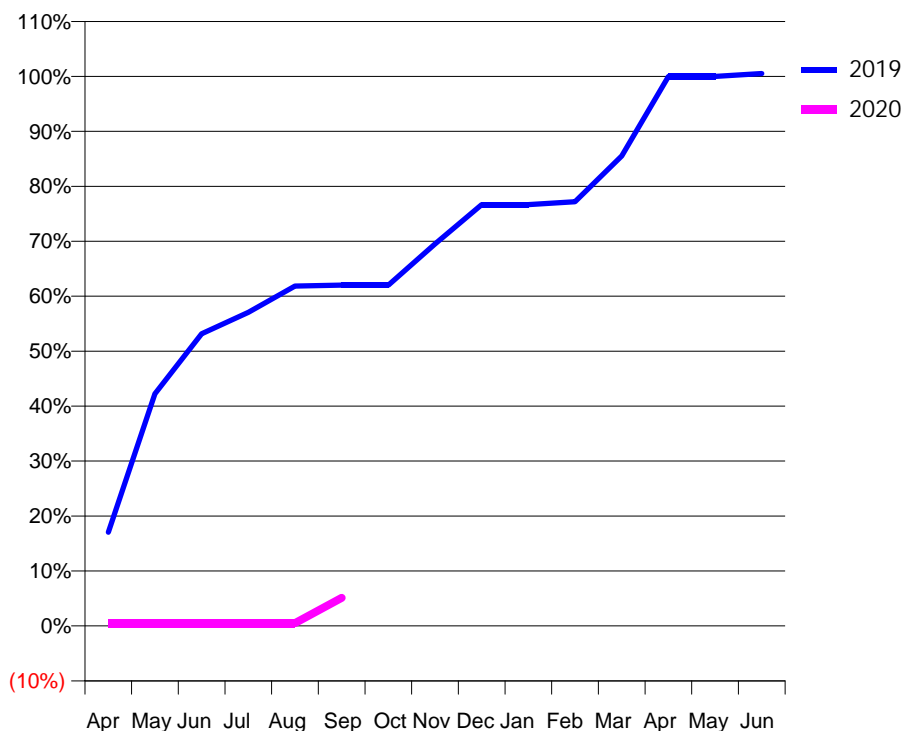
Q54 - Vital Signs Orthodontic At a Glance Contract Report for 938181/0001 - September 2019

| | | | |
|----------------------|-------------------------|---------------------------------------------|-------------|
| Name or company name | MR SS ATTHI | 19/20 Contracted general activity (UDA) | 11,107 |
| Contract type name | GDS Contract | Carry forward general activity (UDA) | 348 |
| Purpose of contract | General and Orthodontic | 19/20 Contracted orthodontic activity (UOA) | 587 |
| Contract start date | 01/04/2006 | Carry forward orthodontic activity (UOA) | -3 |
| Contract end date | | Baseline contract value | £386,245.21 |

| ACCESS | Contract | England and Wales |
|----------------------------------------------|----------|-------------------|
| 24 month ratio of assessments to patient IDs | 1.04 | 1.07 |

| ACTIVITY | Contract |
|-------------------------------------------------------------------------------------------|----------|
| Contract assess and fit appliances (case starts) as a percentage of Area Team case starts | 0.2 % |

Cumulative percentage of contracted UOA delivered 2019 & 2020



| Month | Adjusted Scheduled Activity (UOA) | | |
|-----------|-----------------------------------|------|------|
| | 2018 | 2019 | 2020 |
| April | 37 | 100 | 3 |
| May | 303 | 248 | 3 |
| June | 559 | 312 | 3 |
| July | 560 | 335 | 3 |
| August | 581 | 363 | 3 |
| September | 602 | 364 | 30 |
| October | 623 | 364 | |
| November | 623 | 408 | |
| December | 623 | 450 | |
| January | 623 | 450 | |
| February | 623 | 453 | |
| March | 624 | 502 | |
| April | 624 | 587 | |
| May | 624 | 587 | |
| June | 624 | 590 | |

QUANTITY METRICS (rolling 12 month period)

| | Contract Quantity | Contract Base Number | Contract * | Area Team | Region | England |
|----------------------------------------------------------------------------------|-------------------|----------------------|------------|-----------|--------|---------|
| % of all assessments that were assess and fit appliances (case starts) | 13 | 37 | 35.1% | 53.4% | 56.3% | 57.9% |
| % of all assessments that were assess and refuse | 10 | 37 | 27.0% | 11.8% | 11.8% | 12.4% |
| % of all assessments that were assess and review | 14 | 37 | 37.8% | 34.9% | 31.9% | 29.7% |
| % of case starts with a reported IOTN of 3 and Aesthetic Component of 5 or below | 0 | 13 | <i>N/A</i> | 0.1% | 0.2% | 0.1% |
| % of case starts with a reported IOTN of 3 and Aesthetic Component of 6 or above | 0 | 13 | <i>N/A</i> | 1.6% | 4.0% | 4.0% |
| % of case starts with a reported IOTN of 4 | 12 | 13 | 92.3% | 80.8% | 76.4% | 78.0% |
| % of case starts with a reported IOTN of 5 | 1 | 13 | 7.7% | 16.1% | 17.9% | 16.6 % |
| % of concluded courses in receipt of dual-arch fixed appliances | 11 | 23 | 47.8% | 63.4% | 70.6% | 74.0% |
| % of concluded courses where treatment was abandoned or discontinued | 12 | 23 | 52.2% | 12.2% | 9.8% | 8.5% |
| % of patients satisfied with the treatment they have received | 0 | 0 | <i>N/A</i> | 88.0% | 94.8% | 95.5% |

* Figures in italics indicate that the base number is less than 100.

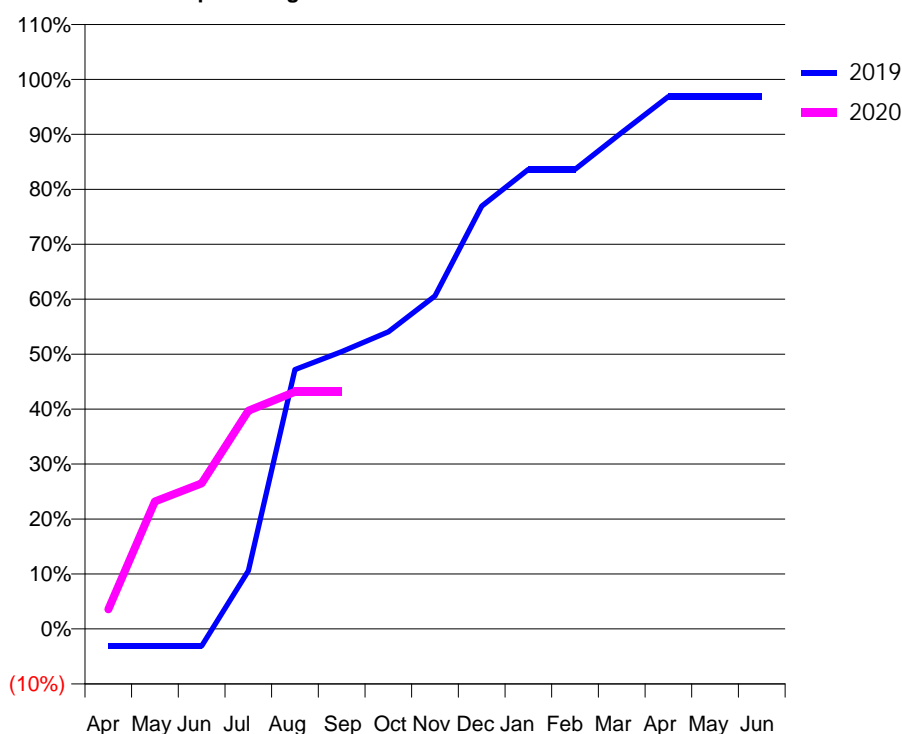
Q54 - Vital Signs Orthodontic At a Glance Contract Report for 946303/0001 - September 2019

| | | | |
|----------------------|-------------------------|---------------------------------------------|------------|
| Name or company name | MR E ACHEAMPONG | 19/20 Contracted general activity (UDA) | 1,810 |
| Contract type name | GDS Contract | Carry forward general activity (UDA) | 0 |
| Purpose of contract | General and Orthodontic | 19/20 Contracted orthodontic activity (UOA) | 642 |
| Contract start date | 01/04/2006 | Carry forward orthodontic activity (UOA) | 20 |
| Contract end date | | Baseline contract value | £88,490.56 |

| ACCESS | Contract | England and Wales |
|----------------------------------------------|----------|-------------------|
| 24 month ratio of assessments to patient IDs | 1.04 | 1.07 |

| ACTIVITY | Contract |
|-------------------------------------------------------------------------------------------|----------|
| Contract assess and fit appliances (case starts) as a percentage of Area Team case starts | 0.3 % |

Cumulative percentage of contracted UOA delivered 2019 & 2020



| Month | Adjusted Scheduled Activity (UOA) | | |
|-----------|-----------------------------------|------|------|
| | 2018 | 2019 | 2020 |
| April | 8 | -20 | 23 |
| May | 9 | -20 | 149 |
| June | 73 | -20 | 170 |
| July | 94 | 68 | 255 |
| August | 102 | 303 | 277 |
| September | 102 | 324 | 277 |
| October | 102 | 347 | |
| November | 191 | 389 | |
| December | 508 | 494 | |
| January | 508 | 537 | |
| February | 529 | 537 | |
| March | 622 | 580 | |
| April | 622 | 622 | |
| May | 622 | 622 | |
| June | 622 | 622 | |

QUANTITY METRICS (rolling 12 month period)

| | Contract Quantity | Contract Base Number | Contract * | Area Team | Region | England |
|----------------------------------------------------------------------------------|-------------------|----------------------|------------|-----------|--------|---------|
| % of all assessments that were assess and fit appliances (case starts) | 28 | 36 | 77.8% | 53.4% | 56.3% | 57.9% |
| % of all assessments that were assess and refuse | 6 | 36 | 16.7% | 11.8% | 11.8% | 12.4% |
| % of all assessments that were assess and review | 2 | 36 | 5.6% | 34.9% | 31.9% | 29.7% |
| % of case starts with a reported IOTN of 3 and Aesthetic Component of 5 or below | 0 | 28 | <i>N/A</i> | 0.1% | 0.2% | 0.1% |
| % of case starts with a reported IOTN of 3 and Aesthetic Component of 6 or above | 2 | 28 | 7.1% | 1.6% | 4.0% | 4.0% |
| % of case starts with a reported IOTN of 4 | 23 | 28 | 82.1% | 80.8% | 76.4% | 78.0% |
| % of case starts with a reported IOTN of 5 | 3 | 28 | 10.7% | 16.1% | 17.9% | 16.6% |
| % of concluded courses in receipt of dual-arch fixed appliances | 0 | 27 | <i>N/A</i> | 63.4% | 70.6% | 74.0% |
| % of concluded courses where treatment was abandoned or discontinued | 3 | 27 | 11.1% | 12.2% | 9.8% | 8.5% |
| % of patients satisfied with the treatment they have received | 0 | 0 | <i>N/A</i> | 88.0% | 94.8% | 95.5% |

* Figures in italics indicate that the base number is less than 100.

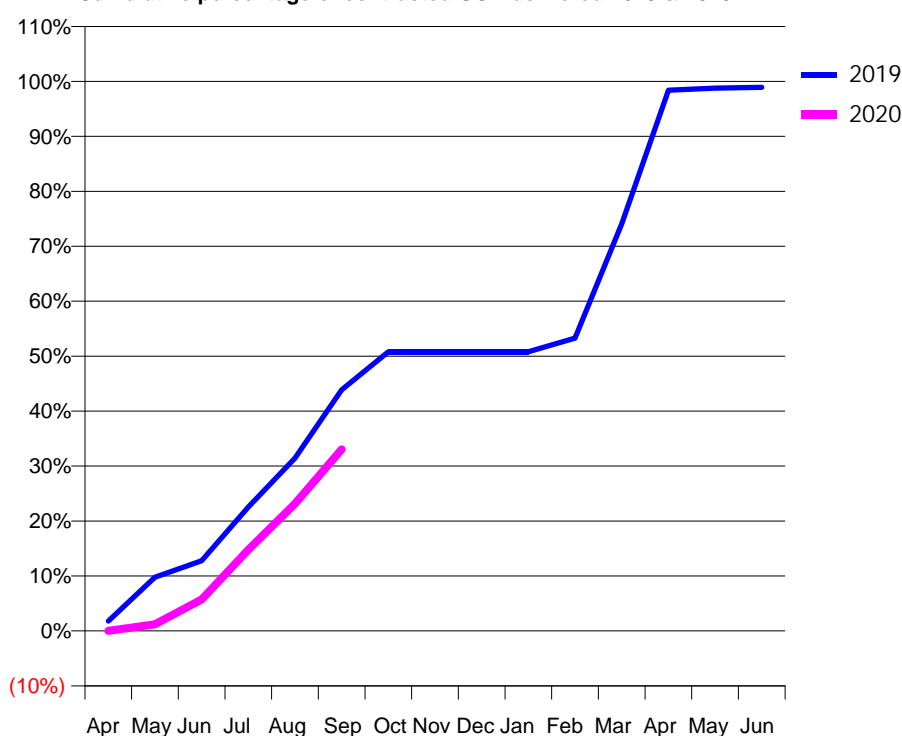
Q55 - Vital Signs Orthodontic At a Glance Contract Report for 100150/0000 - September 2019

| | | | |
|----------------------|----------------------------|---------------------------------------------|-------------|
| Name or company name | Brimington Dental Practice | 19/20 Contracted general activity (UDA) | 19,709 |
| Contract type name | GDS Contract | Carry forward general activity (UDA) | 0 |
| Purpose of contract | General and Orthodontic | 19/20 Contracted orthodontic activity (UOA) | 575 |
| Contract start date | 01/06/2016 | Carry forward orthodontic activity (UOA) | 0 |
| Contract end date | | Baseline contract value | £591,869.11 |

| ACCESS | Contract | England and Wales |
|----------------------------------------------|----------|-------------------|
| 24 month ratio of assessments to patient IDs | 1.46 | 1.07 |

| ACTIVITY | Contract |
|-------------------------------------------------------------------------------------------|----------|
| Contract assess and fit appliances (case starts) as a percentage of Area Team case starts | 0.4 % |

Cumulative percentage of contracted UOA delivered 2019 & 2020



| Month | Adjusted Scheduled Activity (UOA) | | |
|-----------|-----------------------------------|------|------|
| | 2018 | 2019 | 2020 |
| April | 12 | 10 | 0 |
| May | 62 | 55 | 7 |
| June | 93 | 72 | 33 |
| July | 135 | 127 | 85 |
| August | 163 | 177 | 133 |
| September | 227 | 247 | 190 |
| October | 252 | 286 | |
| November | 370 | 286 | |
| December | 395 | 286 | |
| January | 431 | 286 | |
| February | 516 | 300 | |
| March | 592 | 417 | |
| April | 615 | 554 | |
| May | 615 | 556 | |
| June | 615 | 557 | |

QUANTITY METRICS (rolling 12 month period)

| | Contract Quantity | Contract Base Number | Contract * | Area Team | Region | England |
|----------------------------------------------------------------------------------|-------------------|----------------------|------------|-----------|--------|---------|
| % of all assessments that were assess and fit appliances (case starts) | 22 | 129 | 17.1% | 49.9% | 56.3% | 57.9% |
| % of all assessments that were assess and refuse | 6 | 129 | 4.7% | 10.5% | 11.8% | 12.4% |
| % of all assessments that were assess and review | 101 | 129 | 78.3% | 39.6% | 31.9% | 29.7% |
| % of case starts with a reported IOTN of 3 and Aesthetic Component of 5 or below | 0 | 22 | <i>N/A</i> | 0.2% | 0.2% | 0.1% |
| % of case starts with a reported IOTN of 3 and Aesthetic Component of 6 or above | 1 | 22 | 4.5% | 3.3% | 4.0% | 4.0% |
| % of case starts with a reported IOTN of 4 | 17 | 22 | 77.3% | 74.1% | 76.4% | 78.0% |
| % of case starts with a reported IOTN of 5 | 3 | 22 | 13.6% | 21.7% | 17.9% | 16.6 % |
| % of concluded courses in receipt of dual-arch fixed appliances | 0 | 0 | <i>N/A</i> | 68.0% | 70.6% | 74.0% |
| % of concluded courses where treatment was abandoned or discontinued | 0 | 0 | <i>N/A</i> | 10.9% | 9.8% | 8.5% |
| % of patients satisfied with the treatment they have received | 0 | 0 | <i>N/A</i> | 95.8% | 94.8% | 95.5% |

* Figures in italics indicate that the base number is less than 100.

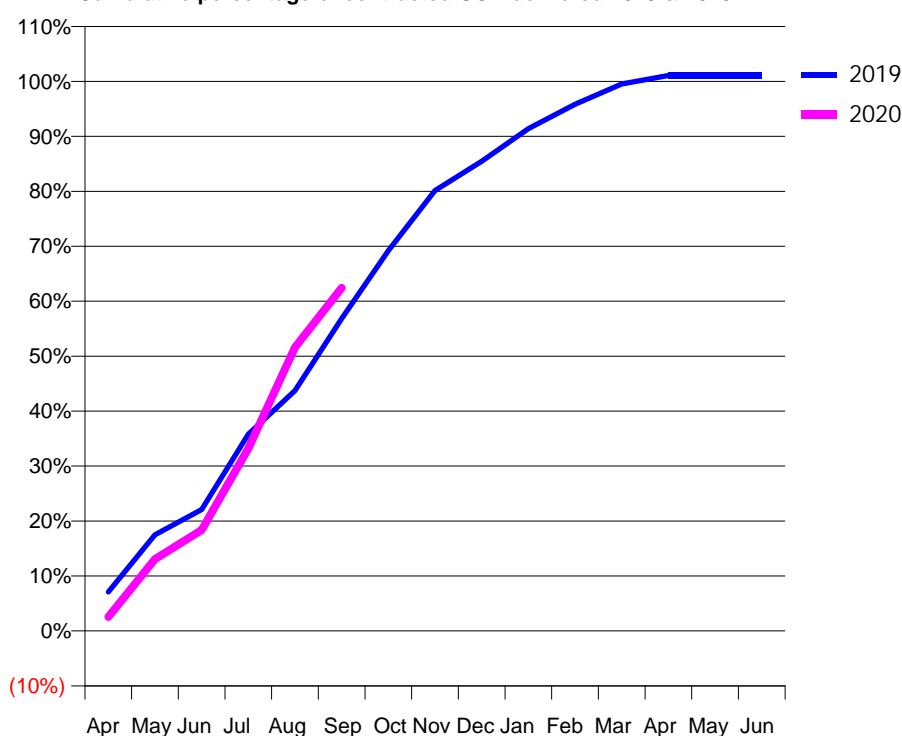
Q55 - Vital Signs Orthodontic At a Glance Contract Report for 100467/0000 - September 2019

| | | | |
|----------------------|-----------------------------|---------------------------------------------|-------------|
| Name or company name | Derby Raynesway Partnership | 19/20 Contracted general activity (UDA) | 631 |
| Contract type name | GDS Contract | Carry forward general activity (UDA) | 0 |
| Purpose of contract | General and Orthodontic | 19/20 Contracted orthodontic activity (UOA) | 7,388 |
| Contract start date | 01/07/2017 | Carry forward orthodontic activity (UOA) | 0 |
| Contract end date | | Baseline contract value | £503,093.69 |

| ACCESS | Contract | England and Wales |
|----------------------------------------------|----------|-------------------|
| 24 month ratio of assessments to patient IDs | 1.20 | 1.07 |

| ACTIVITY | Contract |
|-------------------------------------------------------------------------------------------|----------|
| Contract assess and fit appliances (case starts) as a percentage of Area Team case starts | 5.5 % |

Cumulative percentage of contracted UOA delivered 2019 & 2020



| Month | Adjusted Scheduled Activity (UOA) | | |
|-----------|-----------------------------------|-------|-------|
| | 2018 | 2019 | 2020 |
| April | 0 | 525 | 189 |
| May | 0 | 1,291 | 966 |
| June | 0 | 1,633 | 1,357 |
| July | 170 | 2,646 | 2,453 |
| August | 1,107 | 3,229 | 3,813 |
| September | 1,833 | 4,199 | 4,612 |
| October | 2,465 | 5,114 | |
| November | 3,206 | 5,921 | |
| December | 4,561 | 6,313 | |
| January | 4,888 | 6,752 | |
| February | 5,580 | 7,079 | |
| March | 5,846 | 7,354 | |
| April | 5,901 | 7,467 | |
| May | 5,900 | 7,467 | |
| June | 5,900 | 7,467 | |

QUANTITY METRICS (rolling 12 month period)

| | Contract Quantity | Contract Base Number | Contract * | Area Team | Region | England |
|----------------------------------------------------------------------------------|-------------------|----------------------|------------|-----------|--------|---------|
| % of all assessments that were assess and fit appliances (case starts) | 343 | 1,162 | 29.5% | 49.9% | 56.3% | 57.9% |
| % of all assessments that were assess and refuse | 179 | 1,162 | 15.4% | 10.5% | 11.8% | 12.4% |
| % of all assessments that were assess and review | 640 | 1,162 | 55.1% | 39.6% | 31.9% | 29.7% |
| % of case starts with a reported IOTN of 3 and Aesthetic Component of 5 or below | 0 | 343 | N/A | 0.2% | 0.2% | 0.1% |
| % of case starts with a reported IOTN of 3 and Aesthetic Component of 6 or above | 0 | 343 | N/A | 3.3% | 4.0% | 4.0% |
| % of case starts with a reported IOTN of 4 | 270 | 343 | 78.7% | 74.1% | 76.4% | 78.0% |
| % of case starts with a reported IOTN of 5 | 72 | 343 | 21.0% | 21.7% | 17.9% | 16.6 % |
| % of concluded courses in receipt of dual-arch fixed appliances | 72 | 359 | 20.1% | 68.0% | 70.6% | 74.0% |
| % of concluded courses where treatment was abandoned or discontinued | 45 | 359 | 12.5% | 10.9% | 9.8% | 8.5% |
| % of patients satisfied with the treatment they have received | 0 | 0 | N/A | 95.8% | 94.8% | 95.5% |

* Figures in italics indicate that the base number is less than 100.

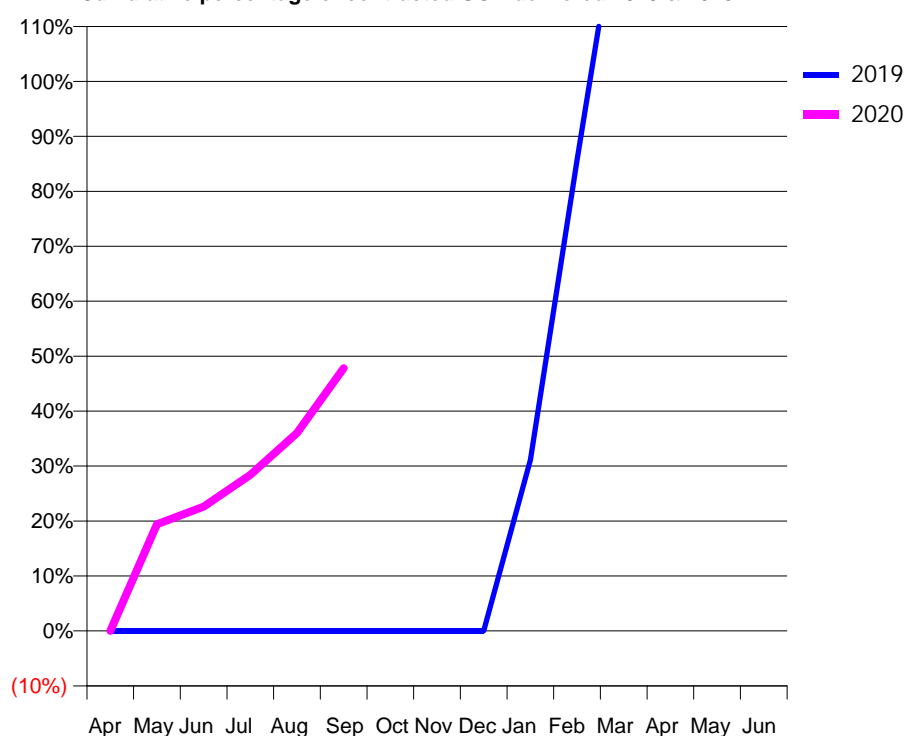
Q55 - Vital Signs Orthodontic At a Glance Contract Report for 100943/0000 - September 2019

| | | | |
|----------------------|------------------------------------------|---------------------------------------------|-------------|
| Name or company name | Kirkgate Dental Surgery (Newark) Limited | 19/20 Contracted general activity (UDA) | 3,700 |
| Contract type name | GDS Contract | Carry forward general activity (UDA) | 0 |
| Purpose of contract | General and Orthodontic | 19/20 Contracted orthodontic activity (UOA) | 500 |
| Contract start date | 01/12/2018 | Carry forward orthodontic activity (UOA) | 0 |
| Contract end date | | Baseline contract value | £136,628.30 |

| ACCESS | Contract | England and Wales |
|----------------------------------------------|----------|-------------------|
| 24 month ratio of assessments to patient IDs | 1.23 | 1.07 |

| ACTIVITY | Contract |
|-------------------------------------------------------------------------------------------|----------|
| Contract assess and fit appliances (case starts) as a percentage of Area Team case starts | 0.2 % |

Cumulative percentage of contracted UOA delivered 2019 & 2020



| Month | Adjusted Scheduled Activity (UOA) | | |
|-----------|-----------------------------------|------|------|
| | 2018 | 2019 | 2020 |
| April | 0 | 0 | 0 |
| May | 0 | 0 | 97 |
| June | 0 | 0 | 113 |
| July | 0 | 0 | 142 |
| August | 0 | 0 | 180 |
| September | 0 | 0 | 239 |
| October | 0 | 0 | |
| November | 0 | 0 | |
| December | 0 | 0 | |
| January | 0 | 52 | |
| February | 0 | 143 | |
| March | 0 | 230 | |
| April | 0 | 240 | |
| May | 0 | 240 | |
| June | 0 | 240 | |

QUANTITY METRICS (rolling 12 month period)

| | Contract Quantity | Contract Base Number | Contract * | Area Team | Region | England |
|----------------------------------------------------------------------------------|-------------------|----------------------|------------|-----------|--------|---------|
| % of all assessments that were assess and fit appliances (case starts) | 10 | 279 | 3.6% | 49.9% | 56.3% | 57.9% |
| % of all assessments that were assess and refuse | 0 | 279 | 0.0% | 10.5% | 11.8% | 12.4% |
| % of all assessments that were assess and review | 269 | 279 | 96.4% | 39.6% | 31.9% | 29.7% |
| % of case starts with a reported IOTN of 3 and Aesthetic Component of 5 or below | 0 | 10 | <i>N/A</i> | 0.2% | 0.2% | 0.1% |
| % of case starts with a reported IOTN of 3 and Aesthetic Component of 6 or above | 0 | 10 | <i>N/A</i> | 3.3% | 4.0% | 4.0% |
| % of case starts with a reported IOTN of 4 | 10 | 10 | 100.0% | 74.1% | 76.4% | 78.0% |
| % of case starts with a reported IOTN of 5 | 0 | 10 | <i>N/A</i> | 21.7% | 17.9% | 16.6 % |
| % of concluded courses in receipt of dual-arch fixed appliances | 0 | 3 | <i>N/A</i> | 68.0% | 70.6% | 74.0% |
| % of concluded courses where treatment was abandoned or discontinued | 0 | 3 | 0.0% | 10.9% | 9.8% | 8.5% |
| % of patients satisfied with the treatment they have received | 0 | 0 | <i>N/A</i> | 95.8% | 94.8% | 95.5% |

* Figures in italics indicate that the base number is less than 100.

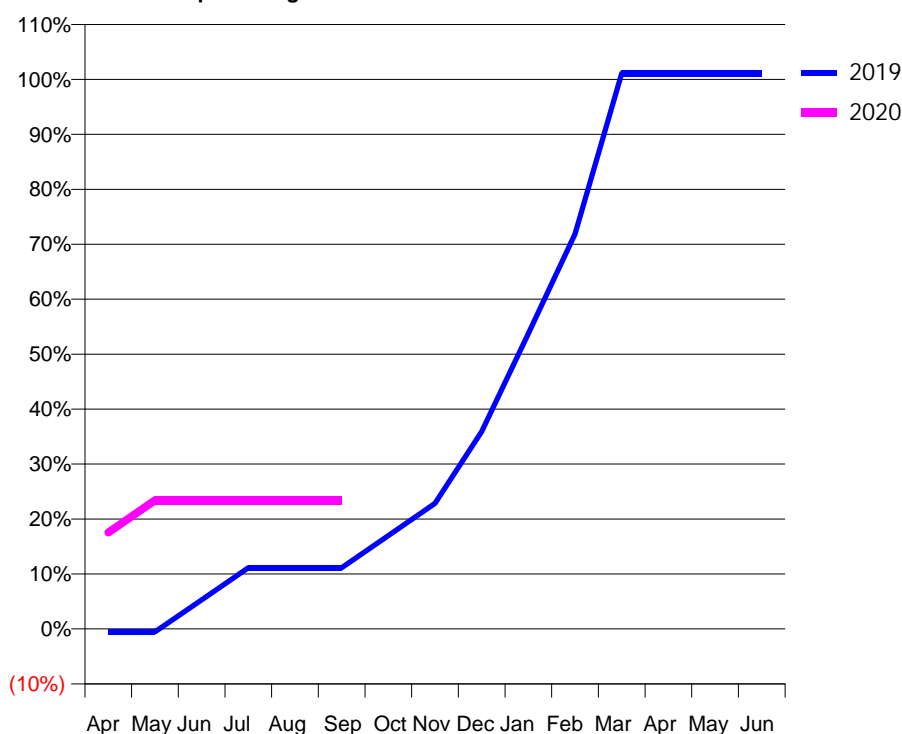
Q55 - Vital Signs Orthodontic At a Glance Contract Report for 101281/0025 - September 2019

| | | | |
|----------------------|-----------------------|---------------------------------------------|------------|
| Name or company name | OASIS DENTAL CARE LTD | 19/20 Contracted general activity (UDA) | 0 |
| Contract type name | GDS Contract | Carry forward general activity (UDA) | 0 |
| Purpose of contract | Orthodontic | 19/20 Contracted orthodontic activity (UOA) | 359 |
| Contract start date | 01/04/2006 | Carry forward orthodontic activity (UOA) | 0 |
| Contract end date | | Baseline contract value | £25,393.70 |

| ACCESS | Contract | England and Wales |
|----------------------------------------------|----------|-------------------|
| 24 month ratio of assessments to patient IDs | 1.02 | 1.07 |

| ACTIVITY | Contract |
|-------------------------------------------------------------------------------------------|----------|
| Contract assess and fit appliances (case starts) as a percentage of Area Team case starts | 0.3 % |

Cumulative percentage of contracted UOA delivered 2019 & 2020



| Month | Adjusted Scheduled Activity (UOA) | | |
|-----------|-----------------------------------|------|------|
| | 2018 | 2019 | 2020 |
| April | 0 | -2 | 63 |
| May | 0 | -2 | 84 |
| June | 0 | 19 | 84 |
| July | 0 | 40 | 84 |
| August | 0 | 40 | 84 |
| September | 0 | 40 | 84 |
| October | 0 | 61 | |
| November | 21 | 82 | |
| December | 105 | 129 | |
| January | 126 | 193 | |
| February | 147 | 258 | |
| March | 231 | 363 | |
| April | 357 | 363 | |
| May | 357 | 363 | |
| June | 357 | 363 | |

QUANTITY METRICS (rolling 12 month period)

| | Contract Quantity | Contract Base Number | Contract * | Area Team | Region | England |
|----------------------------------------------------------------------------------|-------------------|----------------------|------------|-----------|--------|---------|
| % of all assessments that were assess and fit appliances (case starts) | 19 | 27 | 70.4% | 49.9% | 56.3% | 57.9% |
| % of all assessments that were assess and refuse | 6 | 27 | 22.2% | 10.5% | 11.8% | 12.4% |
| % of all assessments that were assess and review | 2 | 27 | 7.4% | 39.6% | 31.9% | 29.7% |
| % of case starts with a reported IOTN of 3 and Aesthetic Component of 5 or below | 0 | 19 | <i>N/A</i> | 0.2% | 0.2% | 0.1% |
| % of case starts with a reported IOTN of 3 and Aesthetic Component of 6 or above | 2 | 19 | 10.5% | 3.3% | 4.0% | 4.0% |
| % of case starts with a reported IOTN of 4 | 12 | 19 | 63.2% | 74.1% | 76.4% | 78.0% |
| % of case starts with a reported IOTN of 5 | 5 | 19 | 26.3% | 21.7% | 17.9% | 16.6 % |
| % of concluded courses in receipt of dual-arch fixed appliances | 1 | 3 | 33.3% | 68.0% | 70.6% | 74.0% |
| % of concluded courses where treatment was abandoned or discontinued | 2 | 3 | 66.7% | 10.9% | 9.8% | 8.5% |
| % of patients satisfied with the treatment they have received | 0 | 0 | <i>N/A</i> | 95.8% | 94.8% | 95.5% |

* Figures in italics indicate that the base number is less than 100.

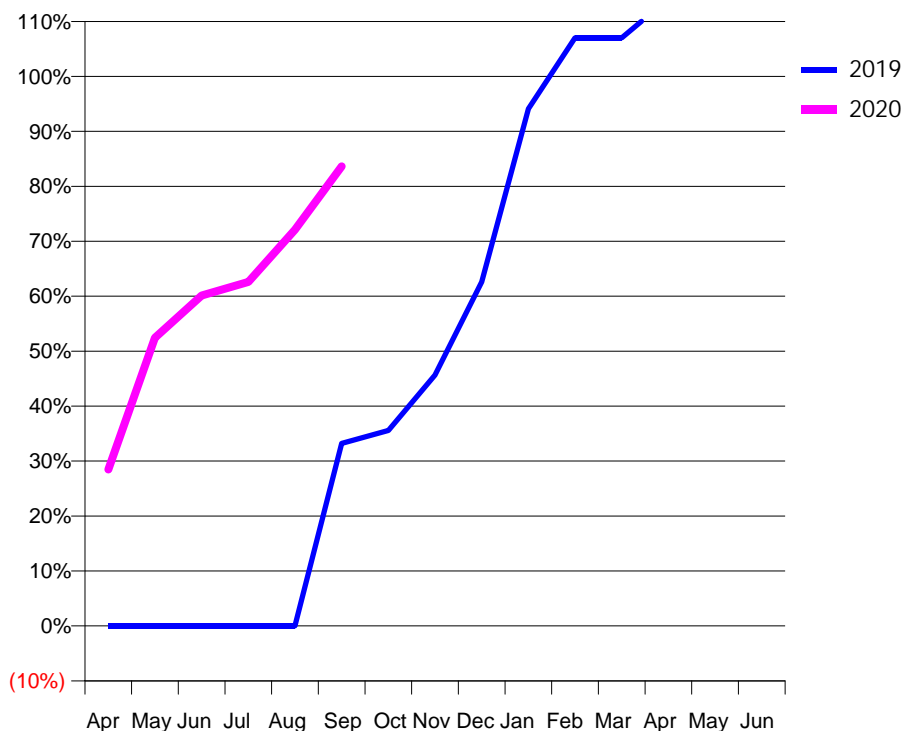
Q55 - Vital Signs Orthodontic At a Glance Contract Report for 101281/0042 - September 2019

| | | | |
|----------------------|-------------------------|---------------------------------------------|------------|
| Name or company name | OASIS DENTAL CARE LTD | 19/20 Contracted general activity (UDA) | 0 |
| Contract type name | GDS Contract | Carry forward general activity (UDA) | 0 |
| Purpose of contract | General and Orthodontic | 19/20 Contracted orthodontic activity (UOA) | 885 |
| Contract start date | 01/04/2006 | Carry forward orthodontic activity (UOA) | 0 |
| Contract end date | | Baseline contract value | £55,714.56 |

| ACCESS | Contract | England and Wales |
|----------------------------------------------|----------|-------------------|
| 24 month ratio of assessments to patient IDs | 1.04 | 1.07 |

| ACTIVITY | Contract |
|-------------------------------------------------------------------------------------------|----------|
| Contract assess and fit appliances (case starts) as a percentage of Area Team case starts | 1.1 % |

Cumulative percentage of contracted UOA delivered 2019 & 2020



| Month | Adjusted Scheduled Activity (UOA) | | |
|-----------|-----------------------------------|-------|------|
| | 2018 | 2019 | 2020 |
| April | 0 | 0 | 252 |
| May | 0 | 0 | 464 |
| June | 0 | 0 | 532 |
| July | 0 | 0 | 554 |
| August | 0 | 0 | 638 |
| September | 0 | 294 | 740 |
| October | 0 | 315 | |
| November | 0 | 404 | |
| December | 109 | 554 | |
| January | 151 | 833 | |
| February | 235 | 947 | |
| March | 319 | 947 | |
| April | 382 | 1,010 | |
| May | 382 | 1,010 | |
| June | 382 | 1,073 | |

QUANTITY METRICS (rolling 12 month period)

| | Contract Quantity | Contract Base Number | Contract * | Area Team | Region | England |
|----------------------------------------------------------------------------------|-------------------|----------------------|------------|-----------|--------|---------|
| % of all assessments that were assess and fit appliances (case starts) | 71 | 137 | 51.8% | 49.9% | 56.3% | 57.9% |
| % of all assessments that were assess and refuse | 16 | 137 | 11.7% | 10.5% | 11.8% | 12.4% |
| % of all assessments that were assess and review | 50 | 137 | 36.5% | 39.6% | 31.9% | 29.7% |
| % of case starts with a reported IOTN of 3 and Aesthetic Component of 5 or below | 0 | 71 | <i>N/A</i> | 0.2% | 0.2% | 0.1% |
| % of case starts with a reported IOTN of 3 and Aesthetic Component of 6 or above | 9 | 71 | 12.7% | 3.3% | 4.0% | 4.0% |
| % of case starts with a reported IOTN of 4 | 53 | 71 | 74.6% | 74.1% | 76.4% | 78.0% |
| % of case starts with a reported IOTN of 5 | 8 | 71 | 11.3% | 21.7% | 17.9% | 16.6 % |
| % of concluded courses in receipt of dual-arch fixed appliances | 4 | 11 | 36.4% | 68.0% | 70.6% | 74.0% |
| % of concluded courses where treatment was abandoned or discontinued | 7 | 11 | 63.6% | 10.9% | 9.8% | 8.5% |
| % of patients satisfied with the treatment they have received | 6 | 6 | 100.0% | 95.8% | 94.8% | 95.5% |

* Figures in italics indicate that the base number is less than 100.

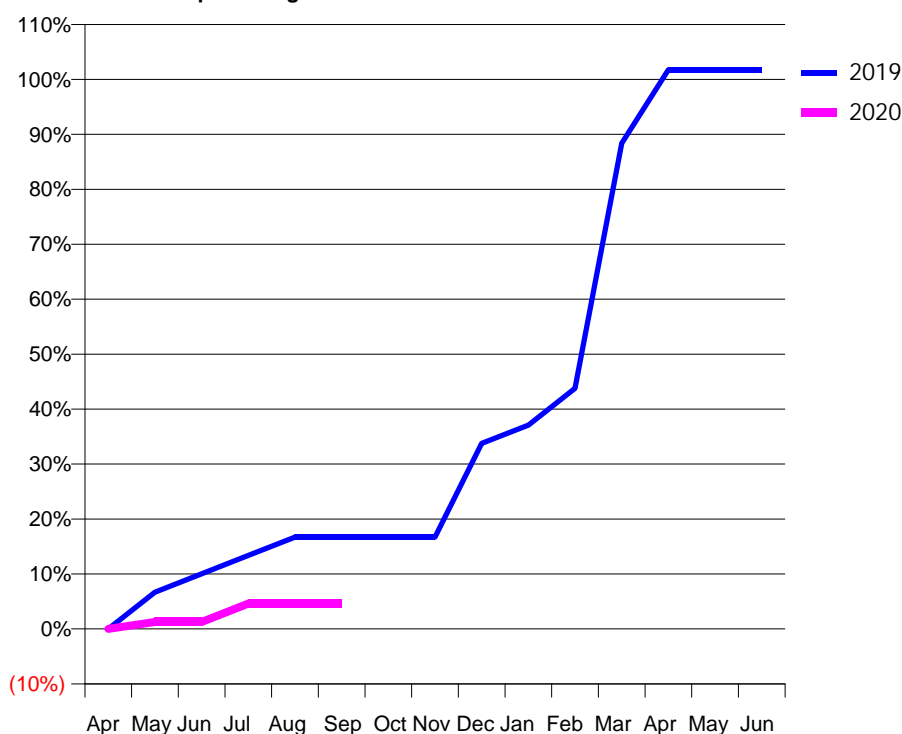
Q55 - Vital Signs Orthodontic At a Glance Contract Report for 101281/0048 - September 2019

| | | | |
|----------------------|-------------------------|---------------------------------------------|-------------|
| Name or company name | OASIS DENTAL CARE LTD | 19/20 Contracted general activity (UDA) | 19,361 |
| Contract type name | Pilot Contract | Carry forward general activity (UDA) | 0 |
| Purpose of contract | General and Orthodontic | 19/20 Contracted orthodontic activity (UOA) | 628 |
| Contract start date | 01/04/2006 | Carry forward orthodontic activity (UOA) | 0 |
| Contract end date | | Baseline contract value | £521,440.23 |

| ACCESS | Contract | England and Wales |
|----------------------------------------------|----------|-------------------|
| 24 month ratio of assessments to patient IDs | 1.00 | 1.07 |

| ACTIVITY | Contract |
|-------------------------------------------------------------------------------------------|----------|
| Contract assess and fit appliances (case starts) as a percentage of Area Team case starts | 0.5 % |

Cumulative percentage of contracted UOA delivered 2019 & 2020



| Month | Adjusted Scheduled Activity (UOA) | | |
|-----------|-----------------------------------|------|------|
| | 2018 | 2019 | 2020 |
| April | 0 | 0 | 0 |
| May | 21 | 42 | 8 |
| June | 21 | 63 | 8 |
| July | 21 | 84 | 29 |
| August | 42 | 105 | 29 |
| September | 84 | 105 | 29 |
| October | 210 | 105 | |
| November | 252 | 105 | |
| December | 273 | 212 | |
| January | 441 | 233 | |
| February | 505 | 275 | |
| March | 526 | 555 | |
| April | 526 | 639 | |
| May | 591 | 639 | |
| June | 591 | 639 | |

QUANTITY METRICS (rolling 12 month period)

| | Contract Quantity | Contract Base Number | Contract * | Area Team | Region | England |
|----------------------------------------------------------------------------------|-------------------|----------------------|------------|-----------|--------|---------|
| % of all assessments that were assess and fit appliances (case starts) | 29 | 39 | 74.4% | 49.9% | 56.3% | 57.9% |
| % of all assessments that were assess and refuse | 7 | 39 | 17.9% | 10.5% | 11.8% | 12.4% |
| % of all assessments that were assess and review | 3 | 39 | 7.7% | 39.6% | 31.9% | 29.7% |
| % of case starts with a reported IOTN of 3 and Aesthetic Component of 5 or below | 0 | 29 | <i>N/A</i> | 0.2% | 0.2% | 0.1% |
| % of case starts with a reported IOTN of 3 and Aesthetic Component of 6 or above | 1 | 29 | 3.4% | 3.3% | 4.0% | 4.0% |
| % of case starts with a reported IOTN of 4 | 22 | 29 | 75.9% | 74.1% | 76.4% | 78.0% |
| % of case starts with a reported IOTN of 5 | 6 | 29 | 20.7% | 21.7% | 17.9% | 16.6 % |
| % of concluded courses in receipt of dual-arch fixed appliances | 20 | 22 | 90.9% | 68.0% | 70.6% | 74.0% |
| % of concluded courses where treatment was abandoned or discontinued | 1 | 22 | 4.5% | 10.9% | 9.8% | 8.5% |
| % of patients satisfied with the treatment they have received | 0 | 0 | <i>N/A</i> | 95.8% | 94.8% | 95.5% |

* Figures in italics indicate that the base number is less than 100.

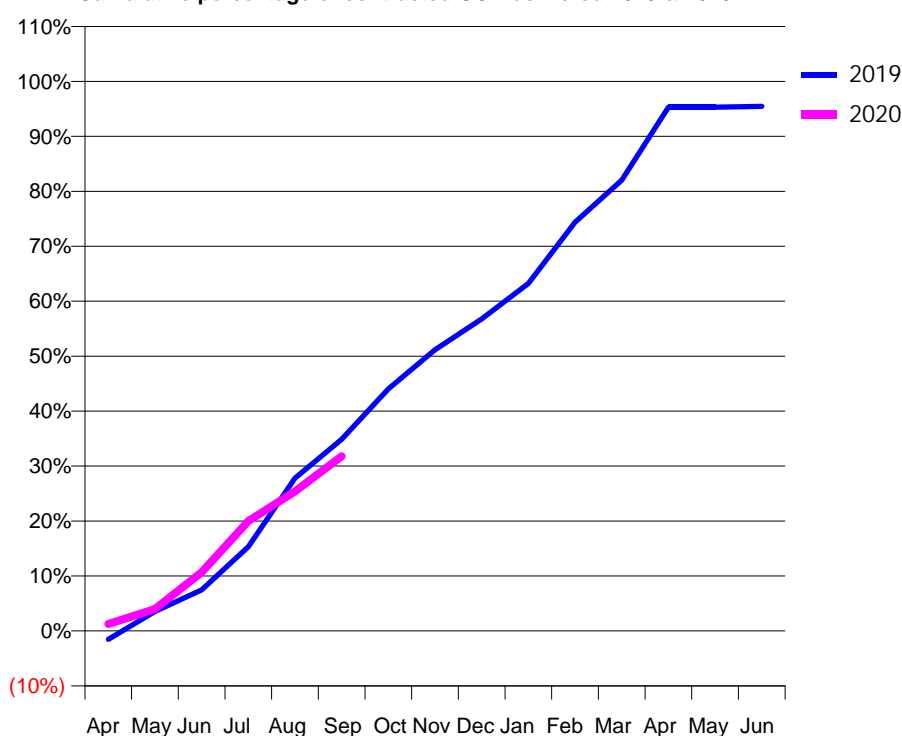
Q55 - Vital Signs Orthodontic At a Glance Contract Report for 101370/0039 - September 2019

| | | | |
|----------------------|------------------------------|---------------------------------------------|---------------|
| Name or company name | Petrie Tucker & Partners Ltd | 19/20 Contracted general activity (UDA) | 0 |
| Contract type name | PDS Contract | Carry forward general activity (UDA) | 0 |
| Purpose of contract | Orthodontic | 19/20 Contracted orthodontic activity (UOA) | 14,868 |
| Contract start date | 01/04/2006 | Carry forward orthodontic activity (UOA) | 0 |
| Contract end date | 29/05/2020 | Baseline contract value | £1,025,042.04 |

| ACCESS | Contract | England and Wales |
|----------------------------------------------|----------|-------------------|
| 24 month ratio of assessments to patient IDs | 1.15 | 1.07 |

| ACTIVITY | Contract |
|-------------------------------------------------------------------------------------------|----------|
| Contract assess and fit appliances (case starts) as a percentage of Area Team case starts | 10.2 % |

Cumulative percentage of contracted UOA delivered 2019 & 2020



| Month | Adjusted Scheduled Activity (UOA) | | |
|-----------|-----------------------------------|--------|-------|
| | 2018 | 2019 | 2020 |
| April | 281 | -229 | 191 |
| May | 1,110 | 527 | 593 |
| June | 2,239 | 1,113 | 1,586 |
| July | 3,599 | 2,282 | 2,971 |
| August | 4,541 | 4,133 | 3,771 |
| September | 5,696 | 5,188 | 4,724 |
| October | 6,979 | 6,549 | |
| November | 8,615 | 7,605 | |
| December | 9,450 | 8,440 | |
| January | 10,209 | 9,400 | |
| February | 11,330 | 11,056 | |
| March | 13,341 | 12,198 | |
| April | 14,466 | 14,170 | |
| May | 14,466 | 14,170 | |
| June | 14,487 | 14,191 | |

QUANTITY METRICS (rolling 12 month period)

| | Contract Quantity | Contract Base Number | Contract * | Area Team | Region | England |
|----------------------------------------------------------------------------------|-------------------|----------------------|------------|-----------|--------|---------|
| % of all assessments that were assess and fit appliances (case starts) | 632 | 1,270 | 49.8% | 49.9% | 56.3% | 57.9% |
| % of all assessments that were assess and refuse | 279 | 1,270 | 22.0% | 10.5% | 11.8% | 12.4% |
| % of all assessments that were assess and review | 359 | 1,270 | 28.3% | 39.6% | 31.9% | 29.7% |
| % of case starts with a reported IOTN of 3 and Aesthetic Component of 5 or below | 2 | 632 | 0.3% | 0.2% | 0.2% | 0.1% |
| % of case starts with a reported IOTN of 3 and Aesthetic Component of 6 or above | 60 | 632 | 9.5% | 3.3% | 4.0% | 4.0% |
| % of case starts with a reported IOTN of 4 | 421 | 632 | 66.6% | 74.1% | 76.4% | 78.0% |
| % of case starts with a reported IOTN of 5 | 145 | 632 | 22.9% | 21.7% | 17.9% | 16.6 % |
| % of concluded courses in receipt of dual-arch fixed appliances | 299 | 512 | 58.4% | 68.0% | 70.6% | 74.0% |
| % of concluded courses where treatment was abandoned or discontinued | 37 | 512 | 7.2% | 10.9% | 9.8% | 8.5% |
| % of patients satisfied with the treatment they have received | 1 | 1 | 100.0% | 95.8% | 94.8% | 95.5% |

* Figures in italics indicate that the base number is less than 100.

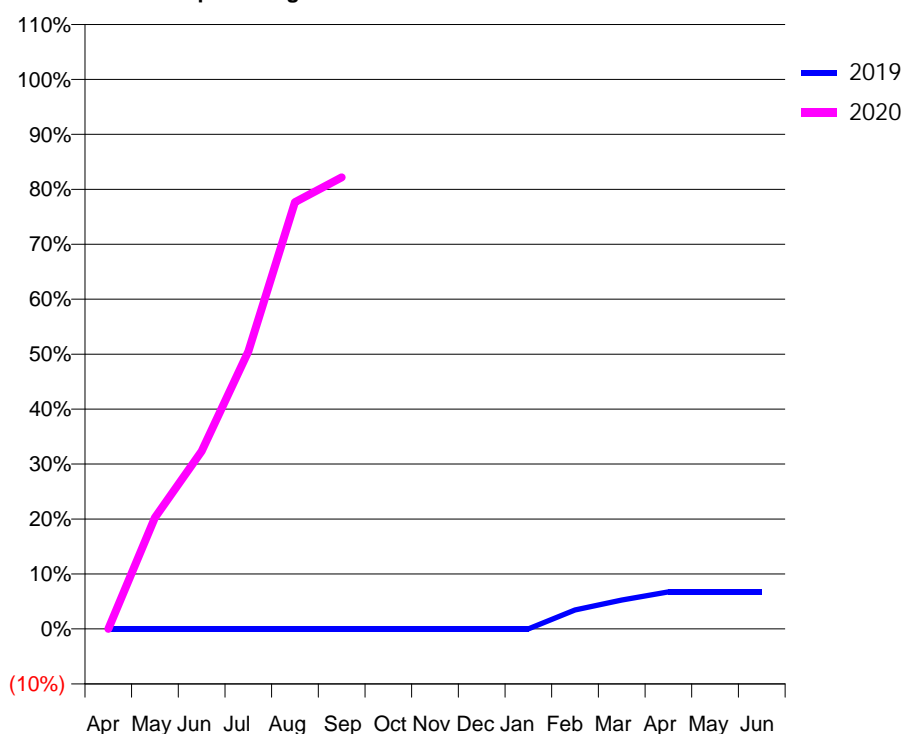
Q55 - Vital Signs Orthodontic At a Glance Contract Report for 101435/0064 - September 2019

| | | | |
|----------------------|-------------------------|---------------------------------------------|---------------|
| Name or company name | IDH Limited | 19/20 Contracted general activity (UDA) | 49,253 |
| Contract type name | GDS Contract | Carry forward general activity (UDA) | 0 |
| Purpose of contract | General and Orthodontic | 19/20 Contracted orthodontic activity (UOA) | 1,392 |
| Contract start date | 21/07/2007 | Carry forward orthodontic activity (UOA) | 0 |
| Contract end date | | Baseline contract value | £1,137,190.92 |

| ACCESS | Contract | England and Wales |
|----------------------------------------------|----------|-------------------|
| 24 month ratio of assessments to patient IDs | 1.01 | 1.07 |

| ACTIVITY | Contract |
|-------------------------------------------------------------------------------------------|----------|
| Contract assess and fit appliances (case starts) as a percentage of Area Team case starts | 0.9 % |

Cumulative percentage of contracted UOA delivered 2019 & 2020



| Month | Adjusted Scheduled Activity (UOA) | | |
|-----------|-----------------------------------|------|-------|
| | 2018 | 2019 | 2020 |
| April | 0 | 0 | 0 |
| May | 0 | 0 | 282 |
| June | 0 | 0 | 450 |
| July | 0 | 0 | 703 |
| August | 0 | 0 | 1,081 |
| September | 0 | 0 | 1,144 |
| October | 0 | 0 | |
| November | 0 | 0 | |
| December | 0 | 0 | |
| January | 0 | 0 | |
| February | 0 | 48 | |
| March | 0 | 73 | |
| April | 0 | 94 | |
| May | 0 | 94 | |
| June | 0 | 94 | |

QUANTITY METRICS (rolling 12 month period)

| | Contract Quantity | Contract Base Number | Contract * | Area Team | Region | England |
|----------------------------------------------------------------------------------|-------------------|----------------------|------------|-----------|--------|---------|
| % of all assessments that were assess and fit appliances (case starts) | 58 | 78 | 74.4% | 49.9% | 56.3% | 57.9% |
| % of all assessments that were assess and refuse | 5 | 78 | 6.4% | 10.5% | 11.8% | 12.4% |
| % of all assessments that were assess and review | 15 | 78 | 19.2% | 39.6% | 31.9% | 29.7% |
| % of case starts with a reported IOTN of 3 and Aesthetic Component of 5 or below | 0 | 58 | N/A | 0.2% | 0.2% | 0.1% |
| % of case starts with a reported IOTN of 3 and Aesthetic Component of 6 or above | 1 | 58 | 1.7% | 3.3% | 4.0% | 4.0% |
| % of case starts with a reported IOTN of 4 | 46 | 58 | 79.3% | 74.1% | 76.4% | 78.0% |
| % of case starts with a reported IOTN of 5 | 11 | 58 | 19.0% | 21.7% | 17.9% | 16.6 % |
| % of concluded courses in receipt of dual-arch fixed appliances | 0 | 0 | N/A | 68.0% | 70.6% | 74.0% |
| % of concluded courses where treatment was abandoned or discontinued | 0 | 0 | N/A | 10.9% | 9.8% | 8.5% |
| % of patients satisfied with the treatment they have received | 0 | 0 | N/A | 95.8% | 94.8% | 95.5% |

* Figures in italics indicate that the base number is less than 100.

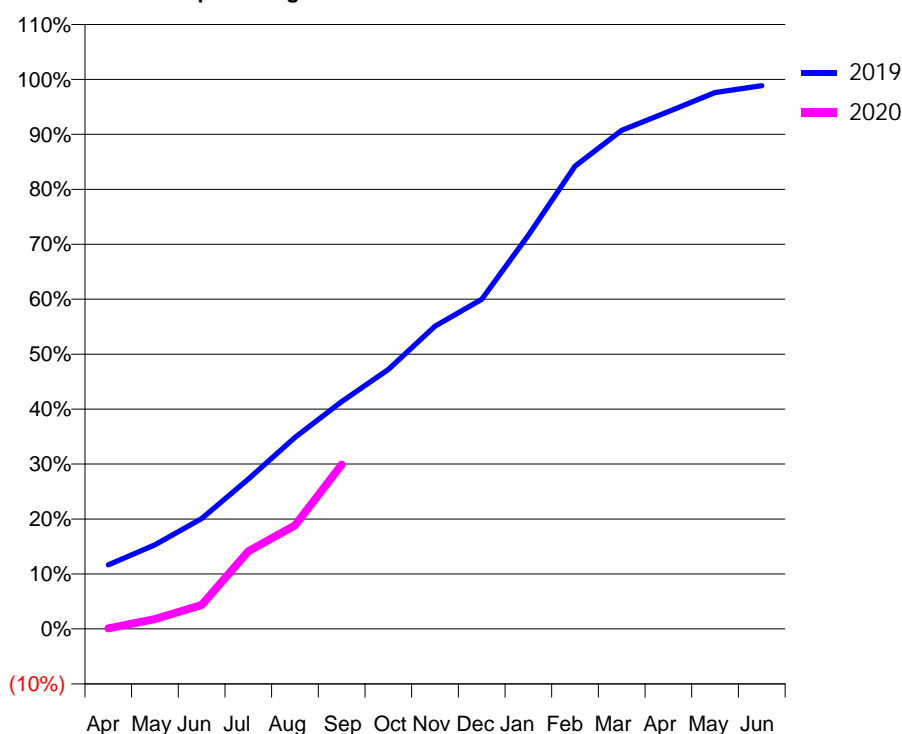
Q55 - Vital Signs Orthodontic At a Glance Contract Report for 111295/0002 - September 2019

| | | | |
|----------------------|------------------------------|---------------------------------------------|-------------|
| Name or company name | Modwena Orthodontics Limited | 19/20 Contracted general activity (UDA) | 0 |
| Contract type name | PDS Contract | Carry forward general activity (UDA) | 0 |
| Purpose of contract | Orthodontic | 19/20 Contracted orthodontic activity (UOA) | 5,013 |
| Contract start date | 01/10/2014 | Carry forward orthodontic activity (UOA) | 0 |
| Contract end date | 21/08/2020 | Baseline contract value | £325,909.90 |

| ACCESS | Contract | England and Wales |
|----------------------------------------------|----------|-------------------|
| 24 month ratio of assessments to patient IDs | 1.07 | 1.07 |

| ACTIVITY | Contract |
|-------------------------------------------------------------------------------------------|----------|
| Contract assess and fit appliances (case starts) as a percentage of Area Team case starts | 3.2 % |

Cumulative percentage of contracted UOA delivered 2019 & 2020



| Month | Adjusted Scheduled Activity (UOA) | | |
|-----------|-----------------------------------|-------|-------|
| | 2018 | 2019 | 2020 |
| April | 677 | 585 | 5 |
| May | 1,112 | 767 | 90 |
| June | 1,385 | 1,007 | 218 |
| July | 2,000 | 1,367 | 709 |
| August | 2,286 | 1,747 | 944 |
| September | 2,547 | 2,074 | 1,498 |
| October | 2,832 | 2,367 | |
| November | 3,337 | 2,762 | |
| December | 4,160 | 3,007 | |
| January | 4,518 | 3,592 | |
| February | 4,988 | 4,222 | |
| March | 4,998 | 4,548 | |
| April | 5,031 | 4,719 | |
| May | 5,031 | 4,893 | |
| June | 5,031 | 4,956 | |

QUANTITY METRICS (rolling 12 month period)

| | Contract Quantity | Contract Base Number | Contract * | Area Team | Region | England |
|----------------------------------------------------------------------------------|-------------------|----------------------|------------|-----------|--------|---------|
| % of all assessments that were assess and fit appliances (case starts) | 201 | 360 | 55.8% | 49.9% | 56.3% | 57.9% |
| % of all assessments that were assess and refuse | 38 | 360 | 10.6% | 10.5% | 11.8% | 12.4% |
| % of all assessments that were assess and review | 121 | 360 | 33.6% | 39.6% | 31.9% | 29.7% |
| % of case starts with a reported IOTN of 3 and Aesthetic Component of 5 or below | 0 | 201 | N/A | 0.2% | 0.2% | 0.1% |
| % of case starts with a reported IOTN of 3 and Aesthetic Component of 6 or above | 7 | 201 | 3.5% | 3.3% | 4.0% | 4.0% |
| % of case starts with a reported IOTN of 4 | 170 | 201 | 84.6% | 74.1% | 76.4% | 78.0% |
| % of case starts with a reported IOTN of 5 | 23 | 201 | 11.4% | 21.7% | 17.9% | 16.6 % |
| % of concluded courses in receipt of dual-arch fixed appliances | 293 | 352 | 83.2% | 68.0% | 70.6% | 74.0% |
| % of concluded courses where treatment was abandoned or discontinued | 6 | 352 | 1.7% | 10.9% | 9.8% | 8.5% |
| % of patients satisfied with the treatment they have received | 0 | 0 | N/A | 95.8% | 94.8% | 95.5% |

* Figures in italics indicate that the base number is less than 100.

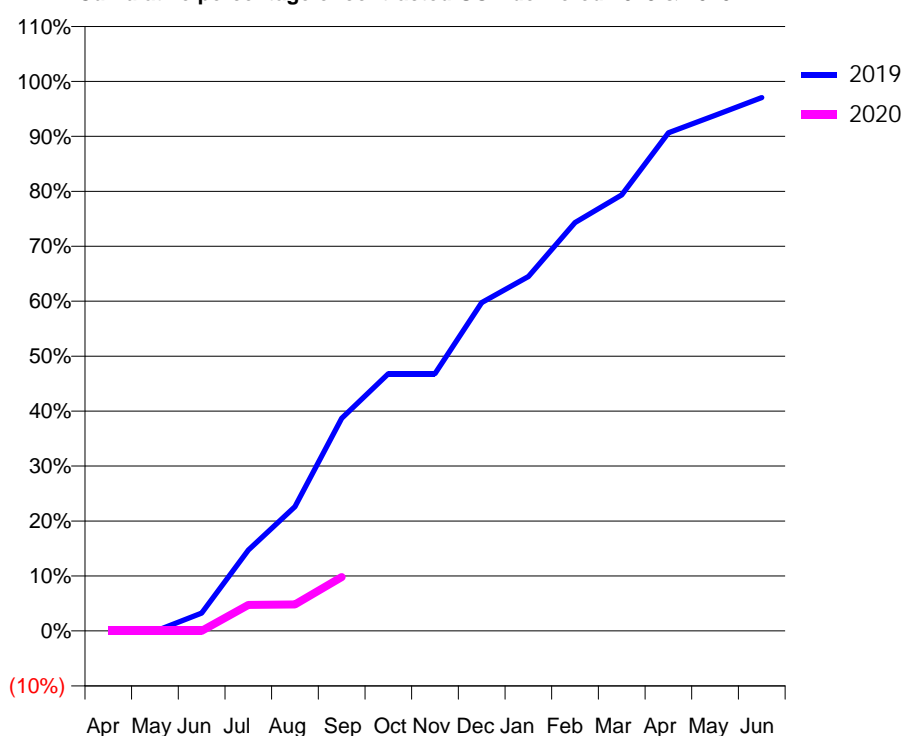
Q55 - Vital Signs Orthodontic At a Glance Contract Report for 111295/0003 - September 2019

| | | | |
|----------------------|------------------------------|---------------------------------------------|------------|
| Name or company name | Modwena Orthodontics Limited | 19/20 Contracted general activity (UDA) | 0 |
| Contract type name | PDS Contract | Carry forward general activity (UDA) | 0 |
| Purpose of contract | Orthodontic | 19/20 Contracted orthodontic activity (UOA) | 1,326 |
| Contract start date | 01/10/2014 | Carry forward orthodontic activity (UOA) | 0 |
| Contract end date | 21/08/2020 | Baseline contract value | £92,513.34 |

| ACCESS | Contract | England and Wales |
|----------------------------------------------|----------|-------------------|
| 24 month ratio of assessments to patient IDs | 1.03 | 1.07 |

| ACTIVITY | Contract |
|-------------------------------------------------------------------------------------------|----------|
| Contract assess and fit appliances (case starts) as a percentage of Area Team case starts | 0.7 % |

Cumulative percentage of contracted UOA delivered 2019 & 2020



| Month | Adjusted Scheduled Activity (UOA) | | |
|-----------|-----------------------------------|-------|------|
| | 2018 | 2019 | 2020 |
| April | -4 | -1 | 0 |
| May | 103 | -1 | 0 |
| June | 232 | 43 | 0 |
| July | 404 | 195 | 63 |
| August | 446 | 300 | 64 |
| September | 678 | 513 | 130 |
| October | 828 | 621 | |
| November | 954 | 621 | |
| December | 956 | 792 | |
| January | 956 | 855 | |
| February | 1,129 | 985 | |
| March | 1,219 | 1,052 | |
| April | 1,304 | 1,202 | |
| May | 1,304 | 1,244 | |
| June | 1,304 | 1,287 | |

QUANTITY METRICS (rolling 12 month period)

| | Contract Quantity | Contract Base Number | Contract * | Area Team | Region | England |
|----------------------------------------------------------------------------------|-------------------|----------------------|------------|-----------|--------|---------|
| % of all assessments that were assess and fit appliances (case starts) | 43 | 61 | 70.5% | 49.9% | 56.3% | 57.9% |
| % of all assessments that were assess and refuse | 8 | 61 | 13.1% | 10.5% | 11.8% | 12.4% |
| % of all assessments that were assess and review | 10 | 61 | 16.4% | 39.6% | 31.9% | 29.7% |
| % of case starts with a reported IOTN of 3 and Aesthetic Component of 5 or below | 0 | 43 | <i>N/A</i> | 0.2% | 0.2% | 0.1% |
| % of case starts with a reported IOTN of 3 and Aesthetic Component of 6 or above | 3 | 43 | 7.0% | 3.3% | 4.0% | 4.0% |
| % of case starts with a reported IOTN of 4 | 30 | 43 | 69.8% | 74.1% | 76.4% | 78.0% |
| % of case starts with a reported IOTN of 5 | 9 | 43 | 20.9% | 21.7% | 17.9% | 16.6 % |
| % of concluded courses in receipt of dual-arch fixed appliances | 7 | 54 | 13.0% | 68.0% | 70.6% | 74.0% |
| % of concluded courses where treatment was abandoned or discontinued | 9 | 54 | 16.7% | 10.9% | 9.8% | 8.5% |
| % of patients satisfied with the treatment they have received | 0 | 0 | <i>N/A</i> | 95.8% | 94.8% | 95.5% |

* Figures in italics indicate that the base number is less than 100.

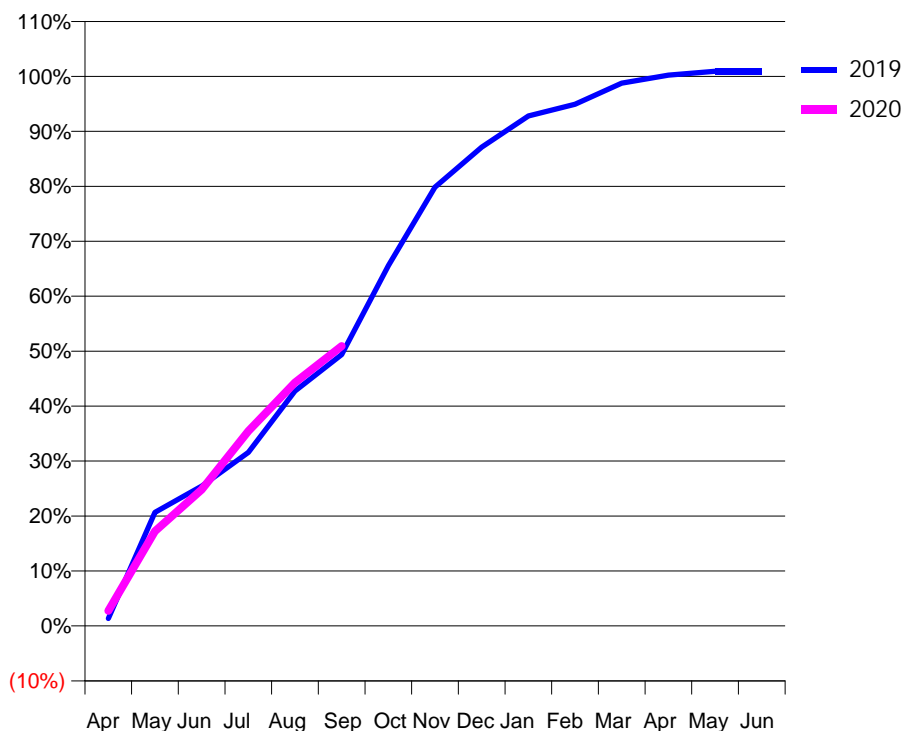
Q55 - Vital Signs Orthodontic At a Glance Contract Report for 128198/0001 - September 2019

| | | | |
|----------------------|------------------------------------|---------------------------------------------|-------------|
| Name or company name | Regent Street Orthodontics Limited | 19/20 Contracted general activity (UDA) | 0 |
| Contract type name | PDS Contract | Carry forward general activity (UDA) | 0 |
| Purpose of contract | Orthodontic | 19/20 Contracted orthodontic activity (UOA) | 6,308 |
| Contract start date | 01/04/2015 | Carry forward orthodontic activity (UOA) | 0 |
| Contract end date | 29/05/2020 | Baseline contract value | £434,181.94 |

| ACCESS | Contract | England and Wales |
|----------------------------------------------|----------|-------------------|
| 24 month ratio of assessments to patient IDs | 1.04 | 1.07 |

| ACTIVITY | Contract |
|-------------------------------------------------------------------------------------------|----------|
| Contract assess and fit appliances (case starts) as a percentage of Area Team case starts | 4.9 % |

Cumulative percentage of contracted UOA delivered 2019 & 2020



| Month | Adjusted Scheduled Activity (UOA) | | |
|-----------|-----------------------------------|-------|-------|
| | 2018 | 2019 | 2020 |
| April | 130 | 87 | 174 |
| May | 977 | 1,304 | 1,088 |
| June | 1,451 | 1,605 | 1,563 |
| July | 1,750 | 1,992 | 2,237 |
| August | 2,509 | 2,697 | 2,793 |
| September | 3,084 | 3,114 | 3,212 |
| October | 3,479 | 4,135 | |
| November | 4,669 | 5,035 | |
| December | 4,691 | 5,495 | |
| January | 5,379 | 5,852 | |
| February | 5,858 | 5,987 | |
| March | 6,127 | 6,229 | |
| April | 6,149 | 6,321 | |
| May | 6,179 | 6,365 | |
| June | 6,179 | 6,365 | |

QUANTITY METRICS (rolling 12 month period)

| | Contract Quantity | Contract Base Number | Contract * | Area Team | Region | England |
|----------------------------------------------------------------------------------|-------------------|----------------------|------------|-----------|--------|---------|
| % of all assessments that were assess and fit appliances (case starts) | 301 | 530 | 56.8% | 49.9% | 56.3% | 57.9% |
| % of all assessments that were assess and refuse | 50 | 530 | 9.4% | 10.5% | 11.8% | 12.4% |
| % of all assessments that were assess and review | 179 | 530 | 33.8% | 39.6% | 31.9% | 29.7% |
| % of case starts with a reported IOTN of 3 and Aesthetic Component of 5 or below | 3 | 301 | 1.0% | 0.2% | 0.2% | 0.1% |
| % of case starts with a reported IOTN of 3 and Aesthetic Component of 6 or above | 14 | 301 | 4.7% | 3.3% | 4.0% | 4.0% |
| % of case starts with a reported IOTN of 4 | 201 | 301 | 66.8% | 74.1% | 76.4% | 78.0% |
| % of case starts with a reported IOTN of 5 | 81 | 301 | 26.9% | 21.7% | 17.9% | 16.6 % |
| % of concluded courses in receipt of dual-arch fixed appliances | 258 | 288 | 89.6% | 68.0% | 70.6% | 74.0% |
| % of concluded courses where treatment was abandoned or discontinued | 30 | 288 | 10.4% | 10.9% | 9.8% | 8.5% |
| % of patients satisfied with the treatment they have received | 0 | 0 | N/A | 95.8% | 94.8% | 95.5% |

* Figures in italics indicate that the base number is less than 100.

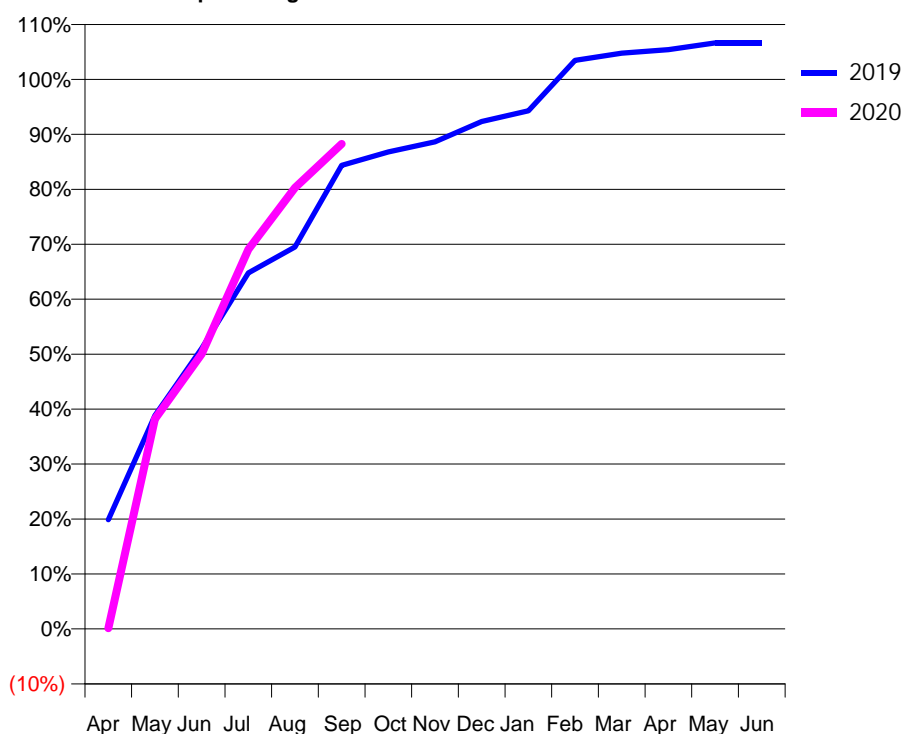
Q55 - Vital Signs Orthodontic At a Glance Contract Report for 135372/0001 - September 2019

| | | | |
|----------------------|----------------------------------|---------------------------------------------|-------------|
| Name or company name | No.1 The Orthodontic Specialists | 19/20 Contracted general activity (UDA) | 44 |
| Contract type name | GDS Contract | Carry forward general activity (UDA) | 0 |
| Purpose of contract | General and Orthodontic | 19/20 Contracted orthodontic activity (UOA) | 3,438 |
| Contract start date | 14/12/2012 | Carry forward orthodontic activity (UOA) | 0 |
| Contract end date | | Baseline contract value | £239,277.57 |

| ACCESS | Contract | England and Wales |
|----------------------------------------------|----------|-------------------|
| 24 month ratio of assessments to patient IDs | 1.01 | 1.07 |

| ACTIVITY | Contract |
|-------------------------------------------------------------------------------------------|----------|
| Contract assess and fit appliances (case starts) as a percentage of Area Team case starts | 2.9 % |

Cumulative percentage of contracted UOA delivered 2019 & 2020



| Month | Adjusted Scheduled Activity (UOA) | | |
|-----------|-----------------------------------|-------|-------|
| | 2018 | 2019 | 2020 |
| April | 87 | 684 | 5 |
| May | 452 | 1,335 | 1,313 |
| June | 966 | 1,755 | 1,720 |
| July | 1,944 | 2,227 | 2,375 |
| August | 2,008 | 2,390 | 2,760 |
| September | 2,495 | 2,900 | 3,034 |
| October | 2,760 | 2,984 | |
| November | 2,844 | 3,047 | |
| December | 3,079 | 3,174 | |
| January | 3,269 | 3,242 | |
| February | 3,441 | 3,557 | |
| March | 3,504 | 3,602 | |
| April | 3,567 | 3,624 | |
| May | 3,588 | 3,666 | |
| June | 3,609 | 3,666 | |

QUANTITY METRICS (rolling 12 month period)

| | Contract Quantity | Contract Base Number | Contract * | Area Team | Region | England |
|----------------------------------------------------------------------------------|-------------------|----------------------|------------|-----------|--------|---------|
| % of all assessments that were assess and fit appliances (case starts) | 177 | 419 | 42.2% | 49.9% | 56.3% | 57.9% |
| % of all assessments that were assess and refuse | 20 | 419 | 4.8% | 10.5% | 11.8% | 12.4% |
| % of all assessments that were assess and review | 222 | 419 | 53.0% | 39.6% | 31.9% | 29.7% |
| % of case starts with a reported IOTN of 3 and Aesthetic Component of 5 or below | 0 | 177 | N/A | 0.2% | 0.2% | 0.1% |
| % of case starts with a reported IOTN of 3 and Aesthetic Component of 6 or above | 6 | 177 | 3.4% | 3.3% | 4.0% | 4.0% |
| % of case starts with a reported IOTN of 4 | 138 | 177 | 78.0% | 74.1% | 76.4% | 78.0% |
| % of case starts with a reported IOTN of 5 | 30 | 177 | 16.9% | 21.7% | 17.9% | 16.6 % |
| % of concluded courses in receipt of dual-arch fixed appliances | 210 | 235 | 89.4% | 68.0% | 70.6% | 74.0% |
| % of concluded courses where treatment was abandoned or discontinued | 9 | 235 | 3.8% | 10.9% | 9.8% | 8.5% |
| % of patients satisfied with the treatment they have received | 1 | 1 | 100.0% | 95.8% | 94.8% | 95.5% |

* Figures in italics indicate that the base number is less than 100.

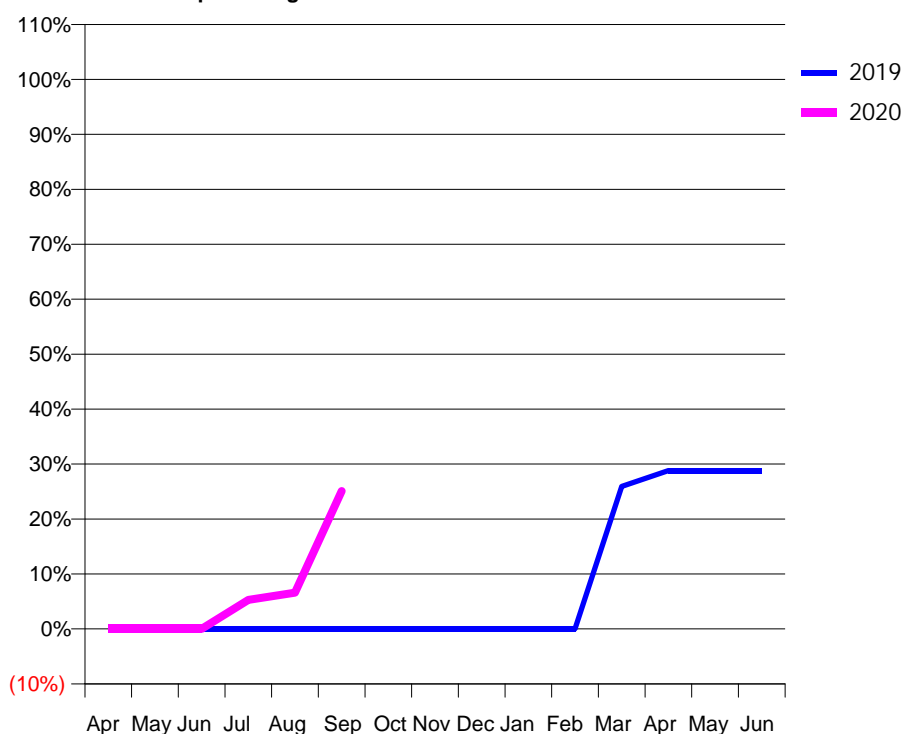
Q55 - Vital Signs Orthodontic At a Glance Contract Report for 148369/0001 - September 2019

| | | | |
|----------------------|-------------------------|---------------------------------------------|---------------|
| Name or company name | KH & GW Ltd | 19/20 Contracted general activity (UDA) | 30,382 |
| Contract type name | GDS Contract | Carry forward general activity (UDA) | 0 |
| Purpose of contract | General and Orthodontic | 19/20 Contracted orthodontic activity (UOA) | 1,589 |
| Contract start date | 01/04/2008 | Carry forward orthodontic activity (UOA) | 0 |
| Contract end date | | Baseline contract value | £1,063,237.43 |

| ACCESS | Contract | England and Wales |
|----------------------------------------------|----------|-------------------|
| 24 month ratio of assessments to patient IDs | 1.03 | 1.07 |

| ACTIVITY | Contract |
|-------------------------------------------------------------------------------------------|----------|
| Contract assess and fit appliances (case starts) as a percentage of Area Team case starts | 0.7 % |

Cumulative percentage of contracted UOA delivered 2019 & 2020



| Month | Adjusted Scheduled Activity (UOA) | | |
|-----------|-----------------------------------|------|------|
| | 2018 | 2019 | 2020 |
| April | 0 | 0 | 0 |
| May | 0 | 0 | 0 |
| June | 0 | 0 | 0 |
| July | 0 | 0 | 84 |
| August | 0 | 0 | 105 |
| September | 0 | 0 | 399 |
| October | 0 | 0 | |
| November | 0 | 0 | |
| December | 0 | 0 | |
| January | 0 | 0 | |
| February | 0 | 0 | |
| March | 0 | 412 | |
| April | 0 | 458 | |
| May | 0 | 458 | |
| June | 0 | 458 | |

QUANTITY METRICS (rolling 12 month period)

| | Contract Quantity | Contract Base Number | Contract * | Area Team | Region | England |
|----------------------------------------------------------------------------------|-------------------|----------------------|------------|-----------|--------|---------|
| % of all assessments that were assess and fit appliances (case starts) | 42 | 80 | 52.5% | 49.9% | 56.3% | 57.9% |
| % of all assessments that were assess and refuse | 12 | 80 | 15.0% | 10.5% | 11.8% | 12.4% |
| % of all assessments that were assess and review | 26 | 80 | 32.5% | 39.6% | 31.9% | 29.7% |
| % of case starts with a reported IOTN of 3 and Aesthetic Component of 5 or below | 0 | 42 | N/A | 0.2% | 0.2% | 0.1% |
| % of case starts with a reported IOTN of 3 and Aesthetic Component of 6 or above | 7 | 42 | 16.7% | 3.3% | 4.0% | 4.0% |
| % of case starts with a reported IOTN of 4 | 29 | 42 | 69.0% | 74.1% | 76.4% | 78.0% |
| % of case starts with a reported IOTN of 5 | 6 | 42 | 14.3% | 21.7% | 17.9% | 16.6% |
| % of concluded courses in receipt of dual-arch fixed appliances | 0 | 1 | N/A | 68.0% | 70.6% | 74.0% |
| % of concluded courses where treatment was abandoned or discontinued | 1 | 1 | 100.0% | 10.9% | 9.8% | 8.5% |
| % of patients satisfied with the treatment they have received | 0 | 0 | N/A | 95.8% | 94.8% | 95.5% |

* Figures in italics indicate that the base number is less than 100.

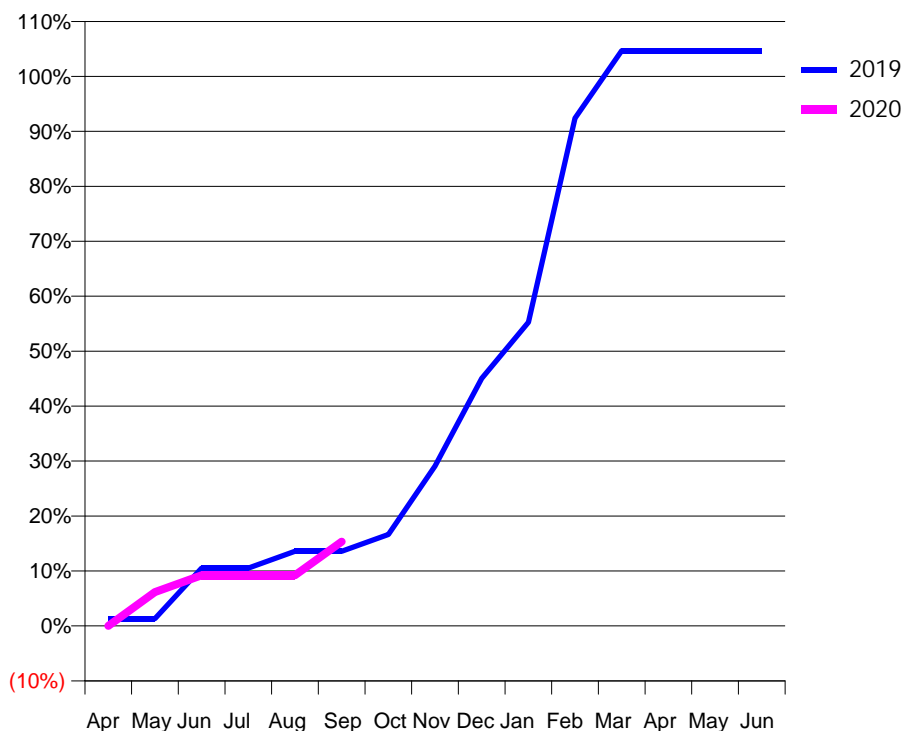
Q55 - Vital Signs Orthodontic At a Glance Contract Report for 169544/0001 - September 2019

| | | | |
|----------------------|-----------------------------|---------------------------------------------|------------|
| Name or company name | STEEPLE GRANGE SMILES LTD., | 19/20 Contracted general activity (UDA) | 153 |
| Contract type name | GDS Contract | Carry forward general activity (UDA) | 0 |
| Purpose of contract | General and Orthodontic | 19/20 Contracted orthodontic activity (UOA) | 684 |
| Contract start date | 15/08/2008 | Carry forward orthodontic activity (UOA) | 0 |
| Contract end date | | Baseline contract value | £51,754.44 |

| ACCESS | Contract | England and Wales |
|----------------------------------------------|----------|-------------------|
| 24 month ratio of assessments to patient IDs | 1.07 | 1.07 |

| ACTIVITY | Contract |
|-------------------------------------------------------------------------------------------|----------|
| Contract assess and fit appliances (case starts) as a percentage of Area Team case starts | 0.6 % |

Cumulative percentage of contracted UOA delivered 2019 & 2020



| Month | Adjusted Scheduled Activity (UOA) | | |
|-----------|-----------------------------------|------|------|
| | 2018 | 2019 | 2020 |
| April | 0 | 9 | 0 |
| May | 189 | 9 | 42 |
| June | 252 | 72 | 63 |
| July | 252 | 72 | 63 |
| August | 504 | 93 | 63 |
| September | 525 | 93 | 105 |
| October | 525 | 114 | |
| November | 693 | 199 | |
| December | 693 | 308 | |
| January | 693 | 378 | |
| February | 693 | 632 | |
| March | 693 | 716 | |
| April | 693 | 716 | |
| May | 693 | 716 | |
| June | 693 | 716 | |

QUANTITY METRICS (rolling 12 month period)

| | Contract Quantity | Contract Base Number | Contract * | Area Team | Region | England |
|----------------------------------------------------------------------------------|-------------------|----------------------|------------|-----------|--------|---------|
| % of all assessments that were assess and fit appliances (case starts) | 38 | 50 | 76.0% | 49.9% | 56.3% | 57.9% |
| % of all assessments that were assess and refuse | 7 | 50 | 14.0% | 10.5% | 11.8% | 12.4% |
| % of all assessments that were assess and review | 5 | 50 | 10.0% | 39.6% | 31.9% | 29.7% |
| % of case starts with a reported IOTN of 3 and Aesthetic Component of 5 or below | 0 | 38 | <i>N/A</i> | 0.2% | 0.2% | 0.1% |
| % of case starts with a reported IOTN of 3 and Aesthetic Component of 6 or above | 0 | 38 | <i>N/A</i> | 3.3% | 4.0% | 4.0% |
| % of case starts with a reported IOTN of 4 | 36 | 38 | 94.7% | 74.1% | 76.4% | 78.0% |
| % of case starts with a reported IOTN of 5 | 2 | 38 | 5.3% | 21.7% | 17.9% | 16.6 % |
| % of concluded courses in receipt of dual-arch fixed appliances | 5 | 6 | 83.3% | 68.0% | 70.6% | 74.0% |
| % of concluded courses where treatment was abandoned or discontinued | 0 | 6 | 0.0% | 10.9% | 9.8% | 8.5% |
| % of patients satisfied with the treatment they have received | 0 | 0 | <i>N/A</i> | 95.8% | 94.8% | 95.5% |

* Figures in italics indicate that the base number is less than 100.

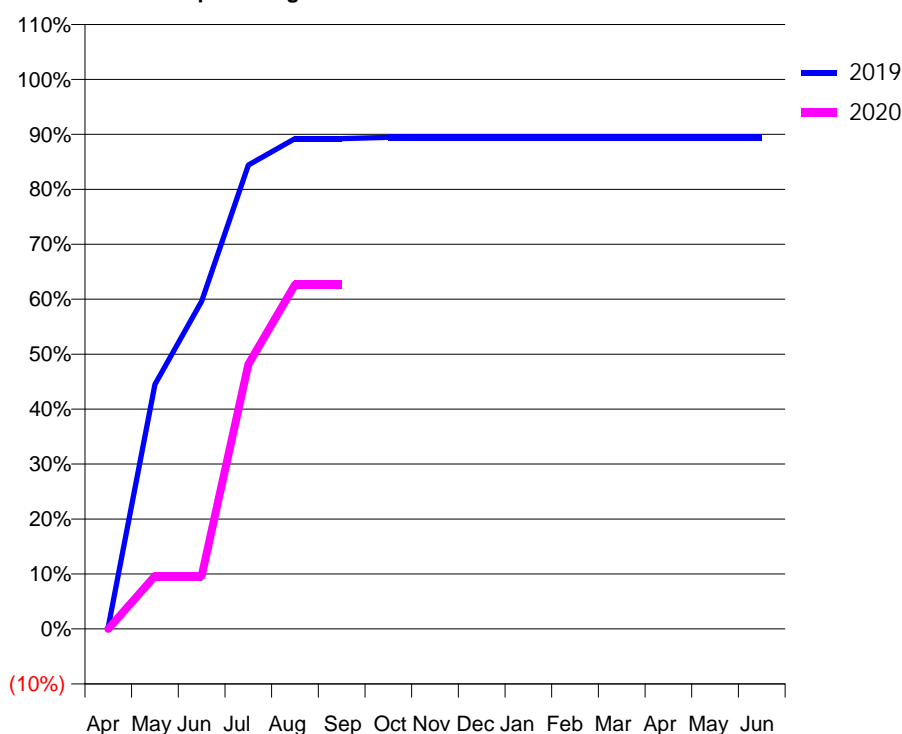
Q55 - Vital Signs Orthodontic At a Glance Contract Report for 170739/0001 - September 2019

| | | | |
|----------------------|---------------------------------|---------------------------------------------|-------------|
| Name or company name | Trinity Terrace Dental Practice | 19/20 Contracted general activity (UDA) | 32,380 |
| Contract type name | GDS Contract | Carry forward general activity (UDA) | 0 |
| Purpose of contract | General and Orthodontic | 19/20 Contracted orthodontic activity (UOA) | 436 |
| Contract start date | 02/08/2011 | Carry forward orthodontic activity (UOA) | 0 |
| Contract end date | | Baseline contract value | £732,162.10 |

| ACCESS | Contract | England and Wales |
|----------------------------------------------|----------|-------------------|
| 24 month ratio of assessments to patient IDs | 1.20 | 1.07 |

| ACTIVITY | Contract |
|-------------------------------------------------------------------------------------------|----------|
| Contract assess and fit appliances (case starts) as a percentage of Area Team case starts | 0.2 % |

Cumulative percentage of contracted UOA delivered 2019 & 2020



| Month | Adjusted Scheduled Activity (UOA) | | |
|-----------|-----------------------------------|------|------|
| | 2018 | 2019 | 2020 |
| April | 41 | 2 | 0 |
| May | 171 | 194 | 42 |
| June | 192 | 260 | 42 |
| July | 258 | 368 | 210 |
| August | 280 | 389 | 273 |
| September | 322 | 389 | 273 |
| October | 343 | 390 | |
| November | 364 | 390 | |
| December | 392 | 390 | |
| January | 403 | 390 | |
| February | 405 | 390 | |
| March | 405 | 390 | |
| April | 405 | 390 | |
| May | 405 | 390 | |
| June | 405 | 390 | |

QUANTITY METRICS (rolling 12 month period)

| | Contract Quantity | Contract Base Number | Contract * | Area Team | Region | England |
|----------------------------------------------------------------------------------|-------------------|----------------------|------------|-----------|--------|---------|
| % of all assessments that were assess and fit appliances (case starts) | 13 | 14 | 92.9% | 49.9% | 56.3% | 57.9% |
| % of all assessments that were assess and refuse | 1 | 14 | 7.1% | 10.5% | 11.8% | 12.4% |
| % of all assessments that were assess and review | 0 | 14 | 0.0% | 39.6% | 31.9% | 29.7% |
| % of case starts with a reported IOTN of 3 and Aesthetic Component of 5 or below | 0 | 13 | N/A | 0.2% | 0.2% | 0.1% |
| % of case starts with a reported IOTN of 3 and Aesthetic Component of 6 or above | 1 | 13 | 7.7% | 3.3% | 4.0% | 4.0% |
| % of case starts with a reported IOTN of 4 | 11 | 13 | 84.6% | 74.1% | 76.4% | 78.0% |
| % of case starts with a reported IOTN of 5 | 1 | 13 | 7.7% | 21.7% | 17.9% | 16.6% |
| % of concluded courses in receipt of dual-arch fixed appliances | 11 | 16 | 68.8% | 68.0% | 70.6% | 74.0% |
| % of concluded courses where treatment was abandoned or discontinued | 1 | 16 | 6.3% | 10.9% | 9.8% | 8.5% |
| % of patients satisfied with the treatment they have received | 0 | 0 | N/A | 95.8% | 94.8% | 95.5% |

* Figures in italics indicate that the base number is less than 100.

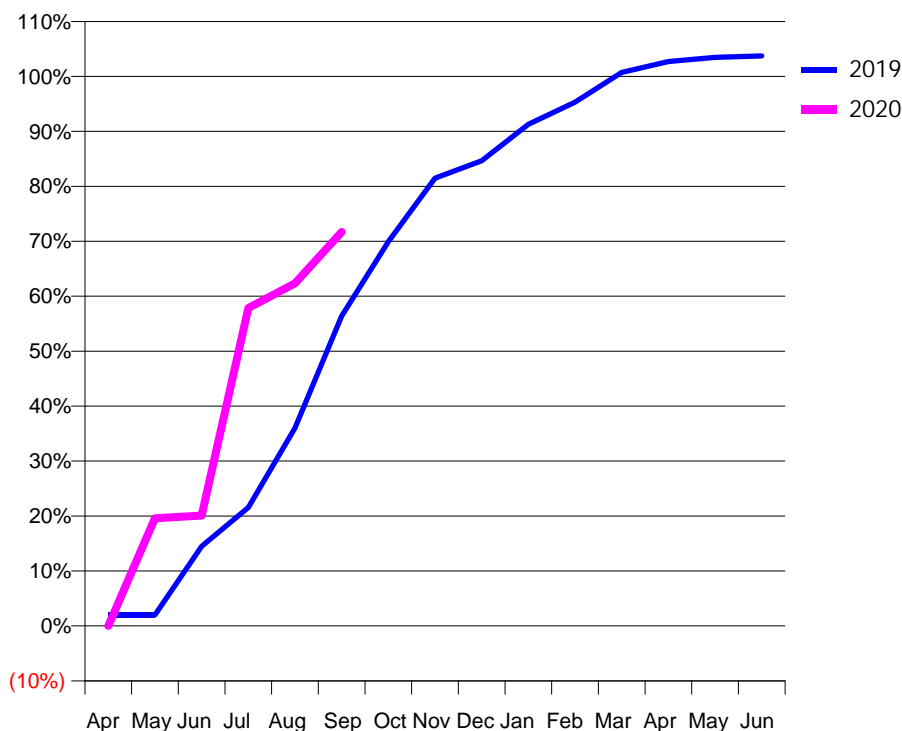
Q55 - Vital Signs Orthodontic At a Glance Contract Report for 172464/0002 - September 2019

| | | | |
|----------------------|--------------------------------------------------|---------------------------------------------|-------------|
| Name or company name | Charnwood Research Centre Limited T/A East Midle | 19/20 Contracted general activity (UDA) | 0 |
| Contract type name | PDS Contract | Carry forward general activity (UDA) | 0 |
| Purpose of contract | Orthodontic | 19/20 Contracted orthodontic activity (UOA) | 8,563 |
| Contract start date | 28/03/2015 | Carry forward orthodontic activity (UOA) | 0 |
| Contract end date | 29/05/2020 | Baseline contract value | £588,540.57 |

| ACCESS | Contract | England and Wales |
|----------------------------------------------|----------|-------------------|
| 24 month ratio of assessments to patient IDs | 1.09 | 1.07 |

| ACTIVITY | Contract |
|-------------------------------------------------------------------------------------------|----------|
| Contract assess and fit appliances (case starts) as a percentage of Area Team case starts | 7.5 % |

Cumulative percentage of contracted UOA delivered 2019 & 2020



| Month | Adjusted Scheduled Activity (UOA) | | |
|-----------|-----------------------------------|-------|-------|
| | 2018 | 2019 | 2020 |
| April | 0 | 171 | 1 |
| May | 1,436 | 171 | 1,677 |
| June | 2,095 | 1,241 | 1,720 |
| July | 2,950 | 1,847 | 4,954 |
| August | 3,213 | 3,084 | 5,337 |
| September | 4,125 | 4,831 | 6,139 |
| October | 4,608 | 5,988 | |
| November | 5,015 | 6,977 | |
| December | 6,195 | 7,249 | |
| January | 6,739 | 7,816 | |
| February | 7,127 | 8,161 | |
| March | 8,102 | 8,624 | |
| April | 8,151 | 8,794 | |
| May | 8,151 | 8,860 | |
| June | 8,386 | 8,881 | |

QUANTITY METRICS (rolling 12 month period)

| | Contract Quantity | Contract Base Number | Contract * | Area Team | Region | England |
|----------------------------------------------------------------------------------|-------------------|----------------------|------------|-----------|--------|---------|
| % of all assessments that were assess and fit appliances (case starts) | 466 | 996 | 46.8% | 49.9% | 56.3% | 57.9% |
| % of all assessments that were assess and refuse | 109 | 996 | 10.9% | 10.5% | 11.8% | 12.4% |
| % of all assessments that were assess and review | 421 | 996 | 42.3% | 39.6% | 31.9% | 29.7% |
| % of case starts with a reported IOTN of 3 and Aesthetic Component of 5 or below | 1 | 466 | 0.2% | 0.2% | 0.2% | 0.1% |
| % of case starts with a reported IOTN of 3 and Aesthetic Component of 6 or above | 11 | 466 | 2.4% | 3.3% | 4.0% | 4.0% |
| % of case starts with a reported IOTN of 4 | 372 | 466 | 79.8% | 74.1% | 76.4% | 78.0% |
| % of case starts with a reported IOTN of 5 | 74 | 466 | 15.9% | 21.7% | 17.9% | 16.6 % |
| % of concluded courses in receipt of dual-arch fixed appliances | 70 | 387 | 18.1% | 68.0% | 70.6% | 74.0% |
| % of concluded courses where treatment was abandoned or discontinued | 20 | 387 | 5.2% | 10.9% | 9.8% | 8.5% |
| % of patients satisfied with the treatment they have received | 2 | 2 | 100.0% | 95.8% | 94.8% | 95.5% |

* Figures in italics indicate that the base number is less than 100.

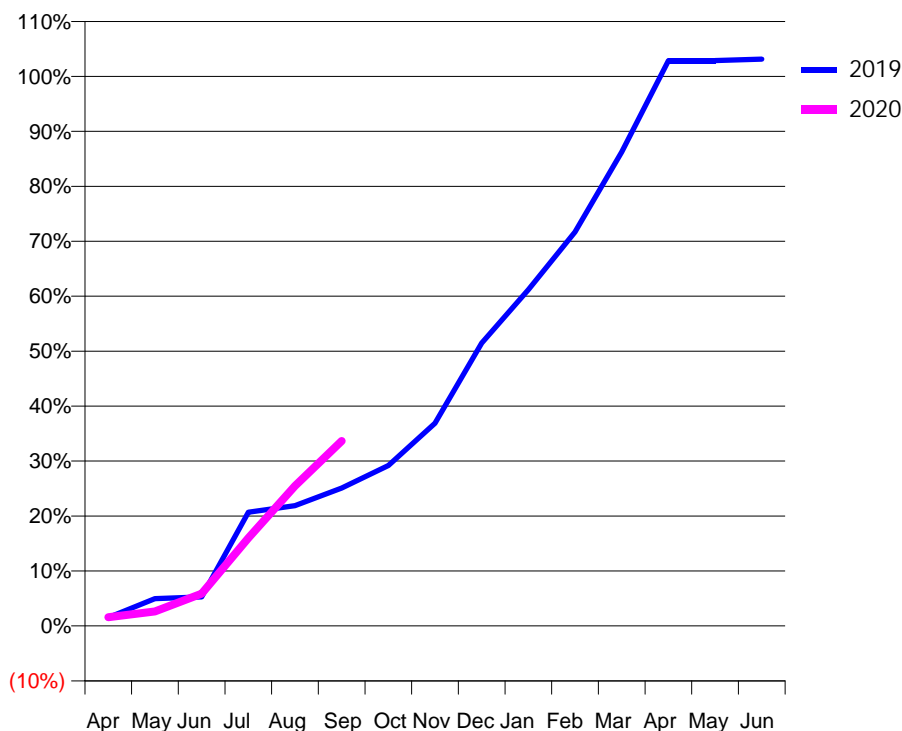
Q55 - Vital Signs Orthodontic At a Glance Contract Report for 177261/0001 - September 2019

| | | | |
|----------------------|--------------|---------------------------------------------|-------------|
| Name or company name | Orthoworld | 19/20 Contracted general activity (UDA) | 0 |
| Contract type name | PDS Contract | Carry forward general activity (UDA) | 0 |
| Purpose of contract | Orthodontic | 19/20 Contracted orthodontic activity (UOA) | 8,676 |
| Contract start date | 01/04/2006 | Carry forward orthodontic activity (UOA) | 0 |
| Contract end date | 29/05/2020 | Baseline contract value | £599,463.00 |

| ACCESS | Contract | England and Wales |
|----------------------------------------------|----------|-------------------|
| 24 month ratio of assessments to patient IDs | 1.19 | 1.07 |

| ACTIVITY | Contract |
|-------------------------------------------------------------------------------------------|----------|
| Contract assess and fit appliances (case starts) as a percentage of Area Team case starts | 7.1 % |

Cumulative percentage of contracted UOA delivered 2019 & 2020



| Month | Adjusted Scheduled Activity (UOA) | | |
|-----------|-----------------------------------|-------|-------|
| | 2018 | 2019 | 2020 |
| April | 112 | 134 | 137 |
| May | 183 | 430 | 229 |
| June | 686 | 460 | 510 |
| July | 1,123 | 1,795 | 1,389 |
| August | 1,626 | 1,900 | 2,209 |
| September | 2,308 | 2,177 | 2,919 |
| October | 2,919 | 2,534 | |
| November | 3,772 | 3,202 | |
| December | 4,425 | 4,467 | |
| January | 4,959 | 5,308 | |
| February | 5,861 | 6,221 | |
| March | 7,415 | 7,484 | |
| April | 8,614 | 8,926 | |
| May | 8,678 | 8,926 | |
| June | 8,678 | 8,947 | |

QUANTITY METRICS (rolling 12 month period)

| | Contract Quantity | Contract Base Number | Contract * | Area Team | Region | England |
|----------------------------------------------------------------------------------|-------------------|----------------------|------------|-----------|--------|---------|
| % of all assessments that were assess and fit appliances (case starts) | 442 | 971 | 45.5% | 49.9% | 56.3% | 57.9% |
| % of all assessments that were assess and refuse | 125 | 971 | 12.9% | 10.5% | 11.8% | 12.4% |
| % of all assessments that were assess and review | 404 | 971 | 41.6% | 39.6% | 31.9% | 29.7% |
| % of case starts with a reported IOTN of 3 and Aesthetic Component of 5 or below | 1 | 442 | 0.2% | 0.2% | 0.2% | 0.1% |
| % of case starts with a reported IOTN of 3 and Aesthetic Component of 6 or above | 9 | 442 | 2.0% | 3.3% | 4.0% | 4.0% |
| % of case starts with a reported IOTN of 4 | 334 | 442 | 75.6% | 74.1% | 76.4% | 78.0% |
| % of case starts with a reported IOTN of 5 | 91 | 442 | 20.6% | 21.7% | 17.9% | 16.6 % |
| % of concluded courses in receipt of dual-arch fixed appliances | 281 | 376 | 74.7% | 68.0% | 70.6% | 74.0% |
| % of concluded courses where treatment was abandoned or discontinued | 20 | 376 | 5.3% | 10.9% | 9.8% | 8.5% |
| % of patients satisfied with the treatment they have received | 0 | 0 | N/A | 95.8% | 94.8% | 95.5% |

* Figures in italics indicate that the base number is less than 100.

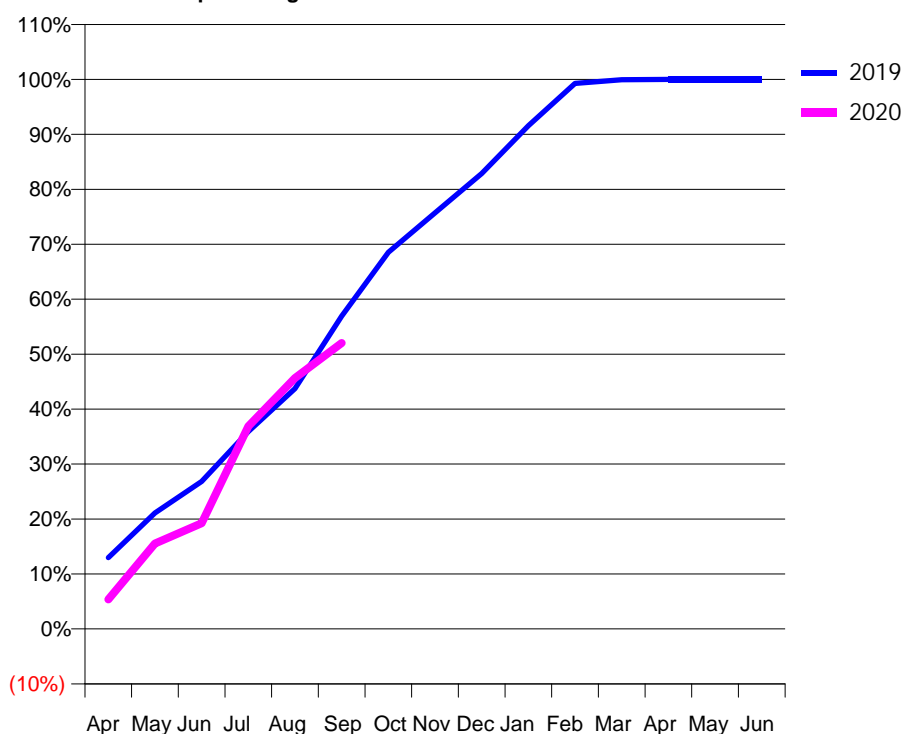
Q55 - Vital Signs Orthodontic At a Glance Contract Report for 178764/0002 - September 2019

| | | | |
|----------------------|-------------------------|---------------------------------------------|---------------|
| Name or company name | Smile by Design Limited | 19/20 Contracted general activity (UDA) | 0 |
| Contract type name | PDS Contract | Carry forward general activity (UDA) | 0 |
| Purpose of contract | Orthodontic | 19/20 Contracted orthodontic activity (UOA) | 19,288 |
| Contract start date | 01/03/2014 | Carry forward orthodontic activity (UOA) | 0 |
| Contract end date | 31/10/2028 | Baseline contract value | £1,277,134.68 |

| ACCESS | Contract | England and Wales |
|----------------------------------------------|----------|-------------------|
| 24 month ratio of assessments to patient IDs | 1.11 | 1.07 |

| ACTIVITY | Contract |
|-------------------------------------------------------------------------------------------|----------|
| Contract assess and fit appliances (case starts) as a percentage of Area Team case starts | 14.0 % |

Cumulative percentage of contracted UOA delivered 2019 & 2020



| Month | Adjusted Scheduled Activity (UOA) | | |
|-----------|-----------------------------------|--------|--------|
| | 2018 | 2019 | 2020 |
| April | 1,260 | 2,500 | 1,037 |
| May | 3,250 | 4,072 | 2,999 |
| June | 4,516 | 5,174 | 3,709 |
| July | 6,775 | 6,929 | 7,119 |
| August | 8,162 | 8,437 | 8,808 |
| September | 9,630 | 10,978 | 10,039 |
| October | 11,642 | 13,219 | |
| November | 13,417 | 14,602 | |
| December | 15,374 | 15,982 | |
| January | 17,031 | 17,665 | |
| February | 18,275 | 19,146 | |
| March | 18,873 | 19,278 | |
| April | 19,080 | 19,288 | |
| May | 19,080 | 19,288 | |
| June | 19,080 | 19,288 | |

QUANTITY METRICS (rolling 12 month period)

| | Contract Quantity | Contract Base Number | Contract * | Area Team | Region | England |
|----------------------------------------------------------------------------------|-------------------|----------------------|------------|-----------|--------|---------|
| % of all assessments that were assess and fit appliances (case starts) | 866 | 1,385 | 62.5% | 49.9% | 56.3% | 57.9% |
| % of all assessments that were assess and refuse | 92 | 1,385 | 6.6% | 10.5% | 11.8% | 12.4% |
| % of all assessments that were assess and review | 427 | 1,385 | 30.8% | 39.6% | 31.9% | 29.7% |
| % of case starts with a reported IOTN of 3 and Aesthetic Component of 5 or below | 4 | 866 | 0.5% | 0.2% | 0.2% | 0.1% |
| % of case starts with a reported IOTN of 3 and Aesthetic Component of 6 or above | 10 | 866 | 1.2% | 3.3% | 4.0% | 4.0% |
| % of case starts with a reported IOTN of 4 | 677 | 866 | 78.2% | 74.1% | 76.4% | 78.0% |
| % of case starts with a reported IOTN of 5 | 173 | 866 | 20.0% | 21.7% | 17.9% | 16.6 % |
| % of concluded courses in receipt of dual-arch fixed appliances | 816 | 1,131 | 72.1% | 68.0% | 70.6% | 74.0% |
| % of concluded courses where treatment was abandoned or discontinued | 274 | 1,131 | 24.2% | 10.9% | 9.8% | 8.5% |
| % of patients satisfied with the treatment they have received | 5 | 5 | 100.0% | 95.8% | 94.8% | 95.5% |

* Figures in italics indicate that the base number is less than 100.

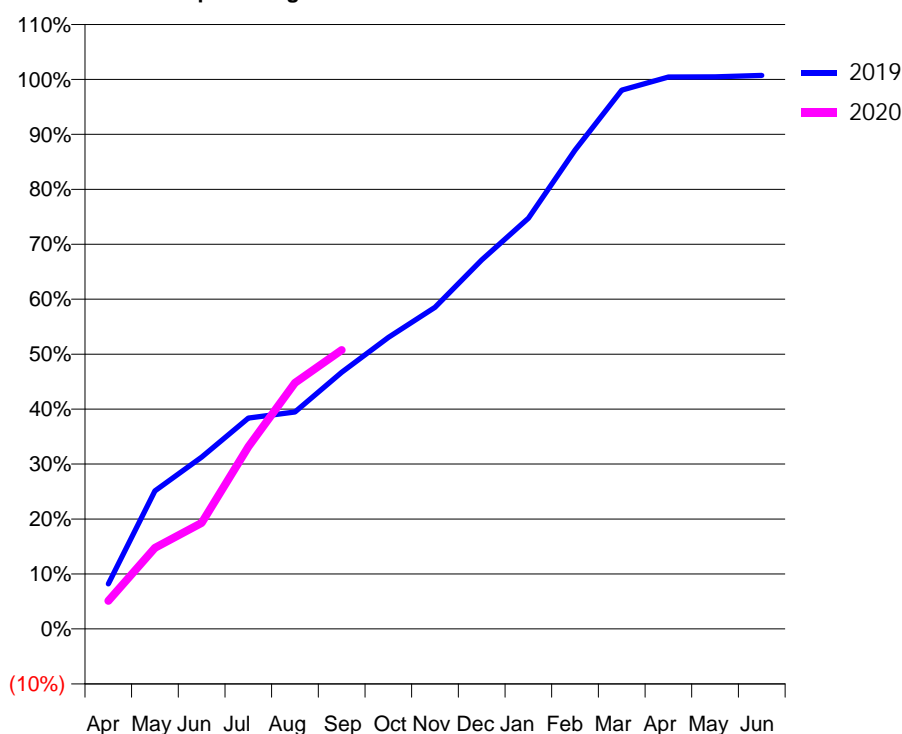
Q55 - Vital Signs Orthodontic At a Glance Contract Report for 183067/0002 - September 2019

| | | | |
|----------------------|---------------------------------------|---------------------------------------------|-------------|
| Name or company name | Refine Specialist Dental Care Limited | 19/20 Contracted general activity (UDA) | 0 |
| Contract type name | PDS Contract | Carry forward general activity (UDA) | 0 |
| Purpose of contract | Orthodontic | 19/20 Contracted orthodontic activity (UOA) | 7,396 |
| Contract start date | 01/04/2011 | Carry forward orthodontic activity (UOA) | 0 |
| Contract end date | 21/08/2020 | Baseline contract value | £445,267.77 |

| ACCESS | Contract | England and Wales |
|----------------------------------------------|----------|-------------------|
| 24 month ratio of assessments to patient IDs | 1.06 | 1.07 |

| ACTIVITY | Contract |
|-------------------------------------------------------------------------------------------|----------|
| Contract assess and fit appliances (case starts) as a percentage of Area Team case starts | 5.9 % |

Cumulative percentage of contracted UOA delivered 2019 & 2020



| Month | Adjusted Scheduled Activity (UOA) | | |
|-----------|-----------------------------------|-------|-------|
| | 2018 | 2019 | 2020 |
| April | 246 | 605 | 378 |
| May | 903 | 1,858 | 1,092 |
| June | 1,289 | 2,312 | 1,428 |
| July | 2,070 | 2,838 | 2,453 |
| August | 2,717 | 2,919 | 3,312 |
| September | 3,930 | 3,454 | 3,754 |
| October | 4,512 | 3,925 | |
| November | 4,985 | 4,329 | |
| December | 5,757 | 4,966 | |
| January | 6,372 | 5,528 | |
| February | 6,968 | 6,445 | |
| March | 7,363 | 7,252 | |
| April | 7,445 | 7,428 | |
| May | 7,431 | 7,429 | |
| June | 7,434 | 7,450 | |

QUANTITY METRICS (rolling 12 month period)

| | Contract Quantity | Contract Base Number | Contract * | Area Team | Region | England |
|----------------------------------------------------------------------------------|-------------------|----------------------|------------|-----------|--------|---------|
| % of all assessments that were assess and fit appliances (case starts) | 364 | 599 | 60.8% | 49.9% | 56.3% | 57.9% |
| % of all assessments that were assess and refuse | 0 | 599 | 0.0% | 10.5% | 11.8% | 12.4% |
| % of all assessments that were assess and review | 235 | 599 | 39.2% | 39.6% | 31.9% | 29.7% |
| % of case starts with a reported IOTN of 3 and Aesthetic Component of 5 or below | 0 | 364 | N/A | 0.2% | 0.2% | 0.1% |
| % of case starts with a reported IOTN of 3 and Aesthetic Component of 6 or above | 23 | 364 | 6.3% | 3.3% | 4.0% | 4.0% |
| % of case starts with a reported IOTN of 4 | 287 | 364 | 78.8% | 74.1% | 76.4% | 78.0% |
| % of case starts with a reported IOTN of 5 | 52 | 364 | 14.3% | 21.7% | 17.9% | 16.6 % |
| % of concluded courses in receipt of dual-arch fixed appliances | 206 | 239 | 86.2% | 68.0% | 70.6% | 74.0% |
| % of concluded courses where treatment was abandoned or discontinued | 15 | 239 | 6.3% | 10.9% | 9.8% | 8.5% |
| % of patients satisfied with the treatment they have received | 1 | 1 | 100.0% | 95.8% | 94.8% | 95.5% |

* Figures in italics indicate that the base number is less than 100.

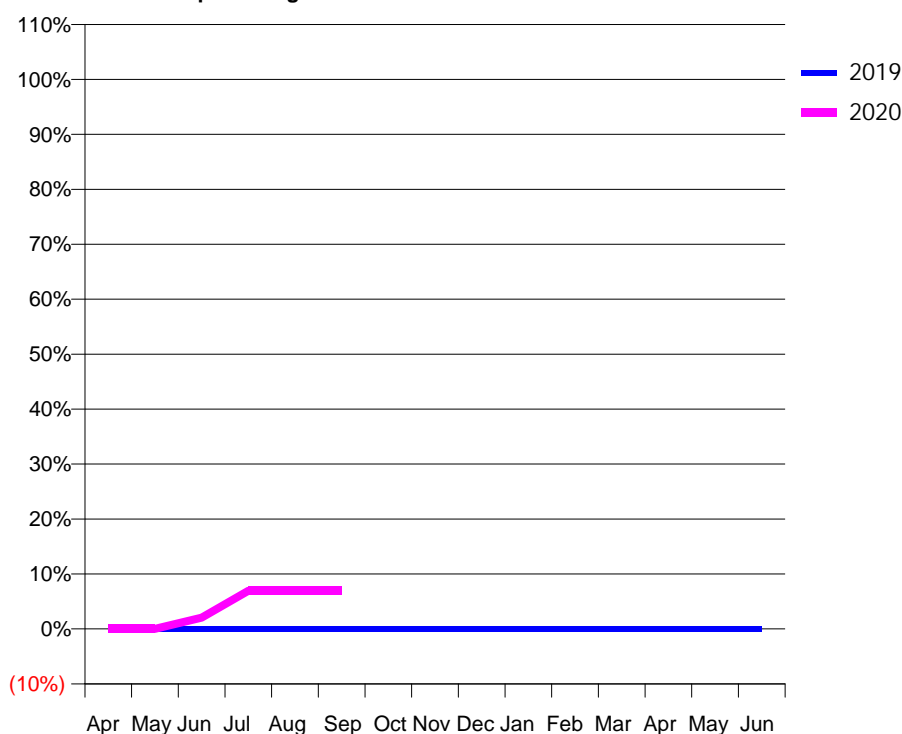
Q55 - Vital Signs Orthodontic At a Glance Contract Report for 183830/0001 - September 2019

| | | | |
|----------------------|-------------------------|---------------------------------------------|-------------|
| Name or company name | KH & GW Ltd | 19/20 Contracted general activity (UDA) | 27,460 |
| Contract type name | GDS Contract | Carry forward general activity (UDA) | 0 |
| Purpose of contract | General and Orthodontic | 19/20 Contracted orthodontic activity (UOA) | 1,020 |
| Contract start date | 01/04/2008 | Carry forward orthodontic activity (UOA) | 0 |
| Contract end date | | Baseline contract value | £978,533.01 |

| ACCESS | Contract | England and Wales |
|----------------------------------------------|----------|-------------------|
| 24 month ratio of assessments to patient IDs | 1.00 | 1.07 |

| ACTIVITY | Contract |
|-------------------------------------------------------------------------------------------|----------|
| Contract assess and fit appliances (case starts) as a percentage of Area Team case starts | 0.1 % |

Cumulative percentage of contracted UOA delivered 2019 & 2020



| Month | Adjusted Scheduled Activity (UOA) | | |
|-----------|-----------------------------------|------|------|
| | 2018 | 2019 | 2020 |
| April | 0 | 0 | 0 |
| May | 0 | 0 | 0 |
| June | 0 | 0 | 21 |
| July | 0 | 0 | 71 |
| August | 1 | 0 | 71 |
| September | 1 | 0 | 71 |
| October | 1 | 0 | |
| November | 1 | 0 | |
| December | 1 | 0 | |
| January | 1 | 0 | |
| February | 1 | 0 | |
| March | 1 | 0 | |
| April | 1 | 0 | |
| May | 1 | 0 | |
| June | 1 | 0 | |

QUANTITY METRICS (rolling 12 month period)

| | Contract Quantity | Contract Base Number | Contract * | Area Team | Region | England |
|----------------------------------------------------------------------------------|-------------------|----------------------|------------|-----------|--------|---------|
| % of all assessments that were assess and fit appliances (case starts) | 4 | 11 | 36.4% | 49.9% | 56.3% | 57.9% |
| % of all assessments that were assess and refuse | 1 | 11 | 9.1% | 10.5% | 11.8% | 12.4% |
| % of all assessments that were assess and review | 6 | 11 | 54.5% | 39.6% | 31.9% | 29.7% |
| % of case starts with a reported IOTN of 3 and Aesthetic Component of 5 or below | 0 | 4 | <i>N/A</i> | 0.2% | 0.2% | 0.1% |
| % of case starts with a reported IOTN of 3 and Aesthetic Component of 6 or above | 0 | 4 | <i>N/A</i> | 3.3% | 4.0% | 4.0% |
| % of case starts with a reported IOTN of 4 | 4 | 4 | 100.0% | 74.1% | 76.4% | 78.0% |
| % of case starts with a reported IOTN of 5 | 0 | 4 | <i>N/A</i> | 21.7% | 17.9% | 16.6 % |
| % of concluded courses in receipt of dual-arch fixed appliances | 1 | 2 | 50.0% | 68.0% | 70.6% | 74.0% |
| % of concluded courses where treatment was abandoned or discontinued | 0 | 2 | 0.0% | 10.9% | 9.8% | 8.5% |
| % of patients satisfied with the treatment they have received | 0 | 0 | <i>N/A</i> | 95.8% | 94.8% | 95.5% |

* Figures in italics indicate that the base number is less than 100.

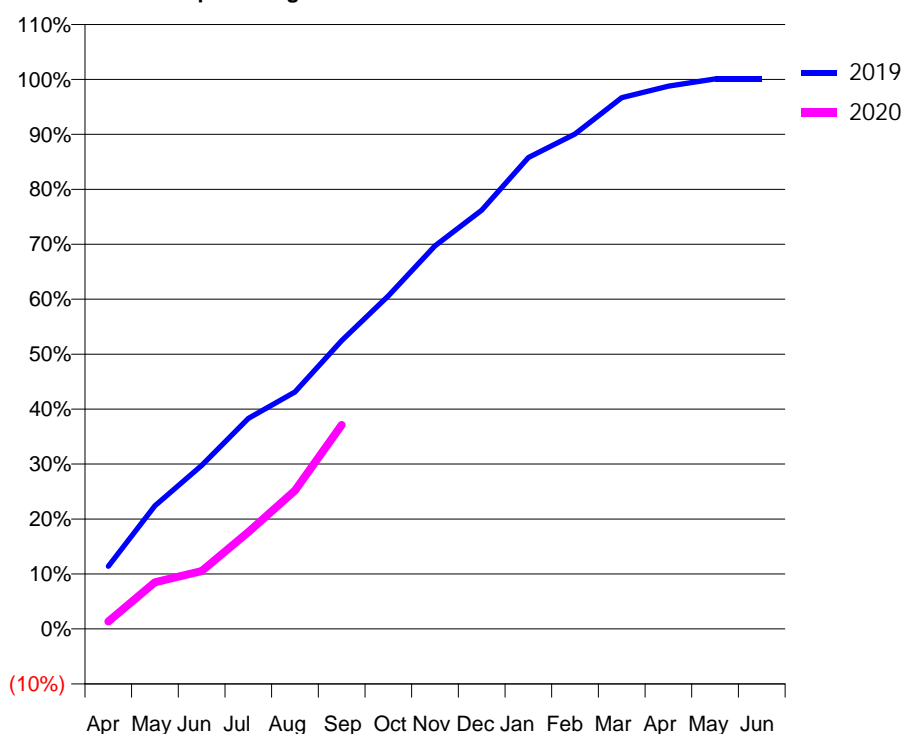
Q55 - Vital Signs Orthodontic At a Glance Contract Report for 189081/0001 - September 2019

| | | | |
|----------------------|------------------------------------|---------------------------------------------|---------------|
| Name or company name | Mansfield Orthodontic Practice Ltd | 19/20 Contracted general activity (UDA) | 0 |
| Contract type name | PDS Contract | Carry forward general activity (UDA) | 0 |
| Purpose of contract | Orthodontic | 19/20 Contracted orthodontic activity (UOA) | 20,629 |
| Contract start date | 01/09/2007 | Carry forward orthodontic activity (UOA) | 0 |
| Contract end date | 29/05/2020 | Baseline contract value | £1,449,492.87 |

| ACCESS | Contract | England and Wales |
|----------------------------------------------|----------|-------------------|
| 24 month ratio of assessments to patient IDs | 1.09 | 1.07 |

| ACTIVITY | Contract |
|-------------------------------------------------------------------------------------------|----------|
| Contract assess and fit appliances (case starts) as a percentage of Area Team case starts | 16.2 % |

Cumulative percentage of contracted UOA delivered 2019 & 2020



| Month | Adjusted Scheduled Activity (UOA) | | |
|-----------|-----------------------------------|--------|-------|
| | 2018 | 2019 | 2020 |
| April | 26 | 2,354 | 285 |
| May | 3,208 | 4,624 | 1,753 |
| June | 4,813 | 6,134 | 2,170 |
| July | 7,172 | 7,901 | 3,636 |
| August | 8,933 | 8,894 | 5,195 |
| September | 10,490 | 10,825 | 7,655 |
| October | 12,089 | 12,504 | |
| November | 13,819 | 14,378 | |
| December | 15,777 | 15,717 | |
| January | 17,584 | 17,694 | |
| February | 19,524 | 18,581 | |
| March | 20,651 | 19,940 | |
| April | 20,592 | 20,373 | |
| May | 20,593 | 20,646 | |
| June | 20,635 | 20,646 | |

QUANTITY METRICS (rolling 12 month period)

| | Contract Quantity | Contract Base Number | Contract * | Area Team | Region | England |
|----------------------------------------------------------------------------------|-------------------|----------------------|------------|-----------|--------|---------|
| % of all assessments that were assess and fit appliances (case starts) | 1,001 | 1,470 | 68.1% | 49.9% | 56.3% | 57.9% |
| % of all assessments that were assess and refuse | 94 | 1,470 | 6.4% | 10.5% | 11.8% | 12.4% |
| % of all assessments that were assess and review | 375 | 1,470 | 25.5% | 39.6% | 31.9% | 29.7% |
| % of case starts with a reported IOTN of 3 and Aesthetic Component of 5 or below | 0 | 1,001 | N/A | 0.2% | 0.2% | 0.1% |
| % of case starts with a reported IOTN of 3 and Aesthetic Component of 6 or above | 4 | 1,001 | 0.4% | 3.3% | 4.0% | 4.0% |
| % of case starts with a reported IOTN of 4 | 602 | 1,001 | 60.1% | 74.1% | 76.4% | 78.0% |
| % of case starts with a reported IOTN of 5 | 391 | 1,001 | 39.1% | 21.7% | 17.9% | 16.6 % |
| % of concluded courses in receipt of dual-arch fixed appliances | 583 | 719 | 81.1% | 68.0% | 70.6% | 74.0% |
| % of concluded courses where treatment was abandoned or discontinued | 49 | 719 | 6.8% | 10.9% | 9.8% | 8.5% |
| % of patients satisfied with the treatment they have received | 2 | 2 | 100.0% | 95.8% | 94.8% | 95.5% |

* Figures in italics indicate that the base number is less than 100.

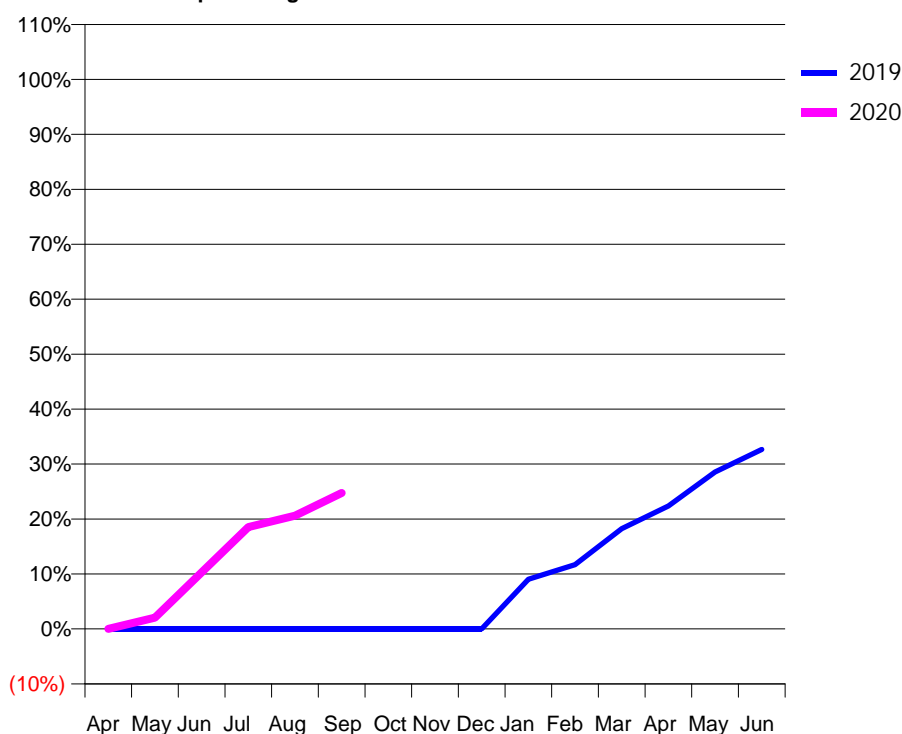
Q55 - Vital Signs Orthodontic At a Glance Contract Report for 193437/0001 - September 2019

| | | | |
|----------------------|-------------------------|---------------------------------------------|-------------|
| Name or company name | Risley Hill Dental | 19/20 Contracted general activity (UDA) | 21,464 |
| Contract type name | GDS Contract | Carry forward general activity (UDA) | 0 |
| Purpose of contract | General and Orthodontic | 19/20 Contracted orthodontic activity (UOA) | 1,019 |
| Contract start date | 29/09/2015 | Carry forward orthodontic activity (UOA) | 0 |
| Contract end date | | Baseline contract value | £831,098.64 |

| ACCESS | Contract | England and Wales |
|----------------------------------------------|----------|-------------------|
| 24 month ratio of assessments to patient IDs | 1.00 | 1.07 |

| ACTIVITY | Contract |
|-------------------------------------------------------------------------------------------|----------|
| Contract assess and fit appliances (case starts) as a percentage of Area Team case starts | 0.4 % |

Cumulative percentage of contracted UOA delivered 2019 & 2020



| Month | Adjusted Scheduled Activity (UOA) | | |
|-----------|-----------------------------------|------|------|
| | 2018 | 2019 | 2020 |
| April | 0 | 0 | 0 |
| May | 0 | 0 | 21 |
| June | 0 | 0 | 105 |
| July | 0 | 0 | 189 |
| August | 0 | 0 | 210 |
| September | 0 | 0 | 252 |
| October | 0 | 0 | |
| November | 0 | 0 | |
| December | 0 | 0 | |
| January | 0 | 92 | |
| February | 0 | 119 | |
| March | 0 | 186 | |
| April | 0 | 228 | |
| May | 0 | 291 | |
| June | 0 | 333 | |

QUANTITY METRICS (rolling 12 month period)

| | Contract Quantity | Contract Base Number | Contract * | Area Team | Region | England |
|----------------------------------------------------------------------------------|-------------------|----------------------|------------|-----------|--------|---------|
| % of all assessments that were assess and fit appliances (case starts) | 27 | 45 | 60.0% | 49.9% | 56.3% | 57.9% |
| % of all assessments that were assess and refuse | 10 | 45 | 22.2% | 10.5% | 11.8% | 12.4% |
| % of all assessments that were assess and review | 8 | 45 | 17.8% | 39.6% | 31.9% | 29.7% |
| % of case starts with a reported IOTN of 3 and Aesthetic Component of 5 or below | 0 | 27 | <i>N/A</i> | 0.2% | 0.2% | 0.1% |
| % of case starts with a reported IOTN of 3 and Aesthetic Component of 6 or above | 0 | 27 | <i>N/A</i> | 3.3% | 4.0% | 4.0% |
| % of case starts with a reported IOTN of 4 | 17 | 27 | 63.0% | 74.1% | 76.4% | 78.0% |
| % of case starts with a reported IOTN of 5 | 10 | 27 | 37.0% | 21.7% | 17.9% | 16.6 % |
| % of concluded courses in receipt of dual-arch fixed appliances | 5 | 5 | 100.0% | 68.0% | 70.6% | 74.0% |
| % of concluded courses where treatment was abandoned or discontinued | 0 | 5 | 0.0% | 10.9% | 9.8% | 8.5% |
| % of patients satisfied with the treatment they have received | 0 | 0 | <i>N/A</i> | 95.8% | 94.8% | 95.5% |

* Figures in italics indicate that the base number is less than 100.

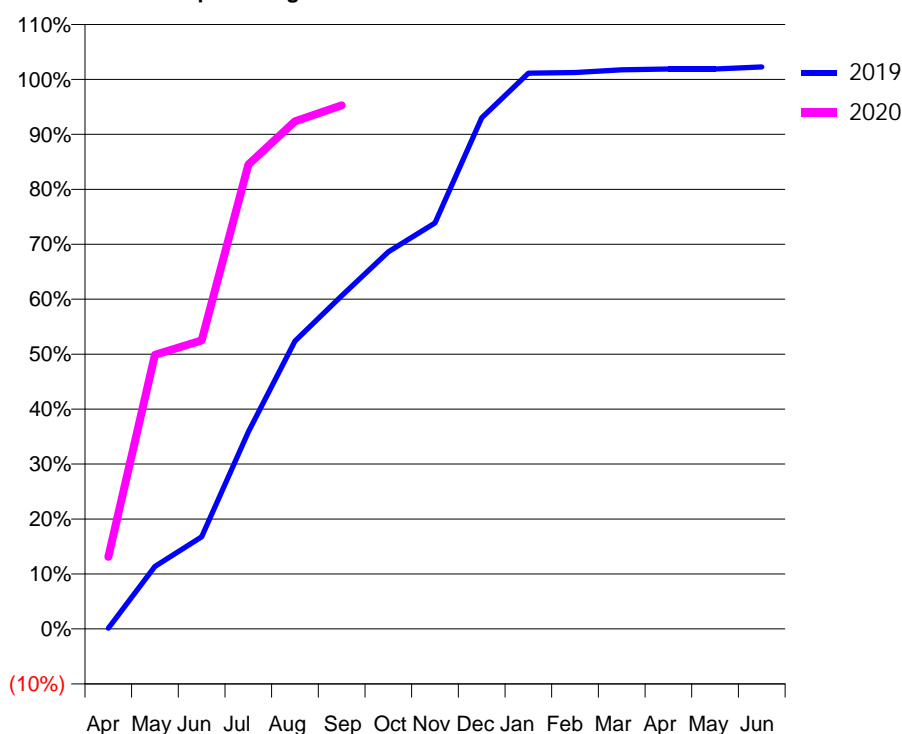
Q55 - Vital Signs Orthodontic At a Glance Contract Report for 269891/0001 - September 2019

| | | | |
|----------------------|-------------------------|---------------------------------------------|-------------|
| Name or company name | Westdale Dental | 19/20 Contracted general activity (UDA) | 24,872 |
| Contract type name | GDS Contract | Carry forward general activity (UDA) | 0 |
| Purpose of contract | General and Orthodontic | 19/20 Contracted orthodontic activity (UOA) | 800 |
| Contract start date | 01/04/2008 | Carry forward orthodontic activity (UOA) | 0 |
| Contract end date | | Baseline contract value | £674,461.51 |

| ACCESS | Contract | England and Wales |
|----------------------------------------------|----------|-------------------|
| 24 month ratio of assessments to patient IDs | 1.02 | 1.07 |

| ACTIVITY | Contract |
|-------------------------------------------------------------------------------------------|----------|
| Contract assess and fit appliances (case starts) as a percentage of Area Team case starts | 0.9 % |

Cumulative percentage of contracted UOA delivered 2019 & 2020



| Month | Adjusted Scheduled Activity (UOA) | | |
|-----------|-----------------------------------|------|------|
| | 2018 | 2019 | 2020 |
| April | -212 | 1 | 105 |
| May | -42 | 91 | 399 |
| June | 42 | 134 | 420 |
| July | 152 | 287 | 676 |
| August | 282 | 419 | 739 |
| September | 305 | 485 | 762 |
| October | 392 | 549 | |
| November | 519 | 591 | |
| December | 561 | 744 | |
| January | 562 | 809 | |
| February | 648 | 810 | |
| March | 756 | 814 | |
| April | 801 | 815 | |
| May | 801 | 815 | |
| June | 801 | 818 | |

QUANTITY METRICS (rolling 12 month period)

| | Contract Quantity | Contract Base Number | Contract * | Area Team | Region | England |
|----------------------------------------------------------------------------------|-------------------|----------------------|------------|-----------|--------|---------|
| % of all assessments that were assess and fit appliances (case starts) | 53 | 73 | 72.6% | 49.9% | 56.3% | 57.9% |
| % of all assessments that were assess and refuse | 0 | 73 | 0.0% | 10.5% | 11.8% | 12.4% |
| % of all assessments that were assess and review | 20 | 73 | 27.4% | 39.6% | 31.9% | 29.7% |
| % of case starts with a reported IOTN of 3 and Aesthetic Component of 5 or below | 0 | 53 | N/A | 0.2% | 0.2% | 0.1% |
| % of case starts with a reported IOTN of 3 and Aesthetic Component of 6 or above | 0 | 53 | N/A | 3.3% | 4.0% | 4.0% |
| % of case starts with a reported IOTN of 4 | 41 | 53 | 77.4% | 74.1% | 76.4% | 78.0% |
| % of case starts with a reported IOTN of 5 | 10 | 53 | 18.9% | 21.7% | 17.9% | 16.6 % |
| % of concluded courses in receipt of dual-arch fixed appliances | 42 | 50 | 84.0% | 68.0% | 70.6% | 74.0% |
| % of concluded courses where treatment was abandoned or discontinued | 4 | 50 | 8.0% | 10.9% | 9.8% | 8.5% |
| % of patients satisfied with the treatment they have received | 0 | 0 | N/A | 95.8% | 94.8% | 95.5% |

* Figures in italics indicate that the base number is less than 100.

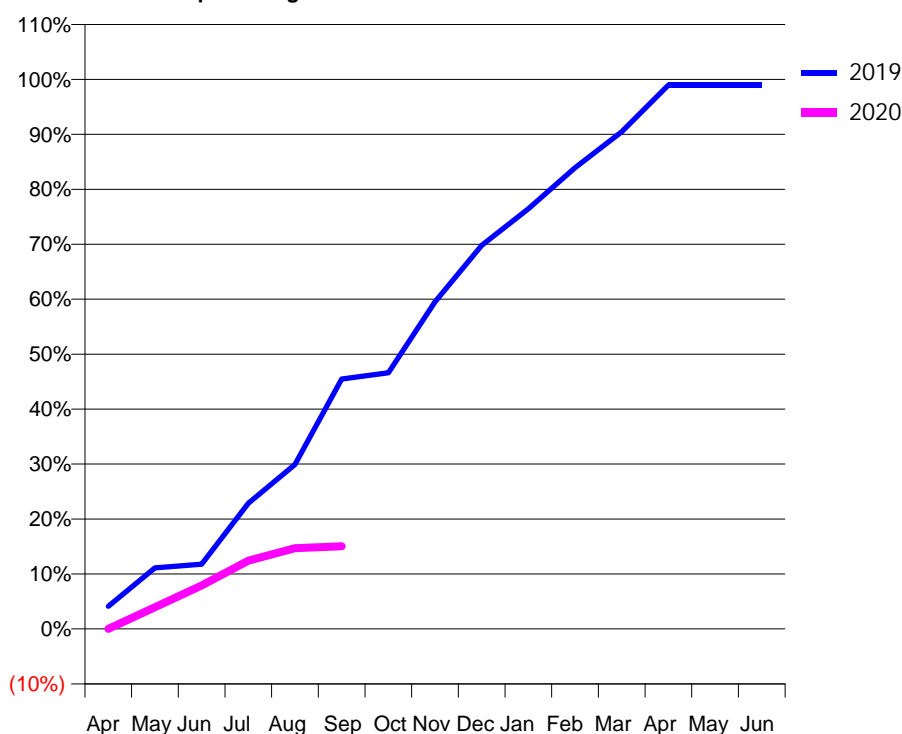
Q55 - Vital Signs Orthodontic At a Glance Contract Report for 331864/0001 - September 2019

| | | | |
|----------------------|-------------------------|---------------------------------------------|-------------|
| Name or company name | MISS L KO | 19/20 Contracted general activity (UDA) | 28,035 |
| Contract type name | GDS Contract | Carry forward general activity (UDA) | 0 |
| Purpose of contract | General and Orthodontic | 19/20 Contracted orthodontic activity (UOA) | 1,062 |
| Contract start date | 01/04/2006 | Carry forward orthodontic activity (UOA) | 0 |
| Contract end date | | Baseline contract value | £739,971.95 |

| ACCESS | Contract | England and Wales |
|----------------------------------------------|----------|-------------------|
| 24 month ratio of assessments to patient IDs | 1.22 | 1.07 |

| ACTIVITY | Contract |
|-------------------------------------------------------------------------------------------|----------|
| Contract assess and fit appliances (case starts) as a percentage of Area Team case starts | 0.5 % |

Cumulative percentage of contracted UOA delivered 2019 & 2020



| Month | Adjusted Scheduled Activity (UOA) | | |
|-----------|-----------------------------------|-------|------|
| | 2018 | 2019 | 2020 |
| April | 20 | 44 | 0 |
| May | 48 | 118 | 42 |
| June | 135 | 125 | 84 |
| July | 271 | 243 | 132 |
| August | 302 | 318 | 156 |
| September | 412 | 483 | 160 |
| October | 457 | 495 | |
| November | 558 | 632 | |
| December | 628 | 741 | |
| January | 697 | 812 | |
| February | 807 | 891 | |
| March | 949 | 961 | |
| April | 1,039 | 1,051 | |
| May | 1,039 | 1,051 | |
| June | 1,039 | 1,051 | |

QUANTITY METRICS (rolling 12 month period)

| | Contract Quantity | Contract Base Number | Contract * | Area Team | Region | England |
|----------------------------------------------------------------------------------|-------------------|----------------------|------------|-----------|--------|---------|
| % of all assessments that were assess and fit appliances (case starts) | 30 | 128 | 23.4% | 49.9% | 56.3% | 57.9% |
| % of all assessments that were assess and refuse | 3 | 128 | 2.3% | 10.5% | 11.8% | 12.4% |
| % of all assessments that were assess and review | 95 | 128 | 74.2% | 39.6% | 31.9% | 29.7% |
| % of case starts with a reported IOTN of 3 and Aesthetic Component of 5 or below | 0 | 30 | <i>N/A</i> | 0.2% | 0.2% | 0.1% |
| % of case starts with a reported IOTN of 3 and Aesthetic Component of 6 or above | 0 | 30 | <i>N/A</i> | 3.3% | 4.0% | 4.0% |
| % of case starts with a reported IOTN of 4 | 27 | 30 | 90.0% | 74.1% | 76.4% | 78.0% |
| % of case starts with a reported IOTN of 5 | 3 | 30 | 10.0% | 21.7% | 17.9% | 16.6 % |
| % of concluded courses in receipt of dual-arch fixed appliances | 7 | 41 | 17.1% | 68.0% | 70.6% | 74.0% |
| % of concluded courses where treatment was abandoned or discontinued | 10 | 41 | 24.4% | 10.9% | 9.8% | 8.5% |
| % of patients satisfied with the treatment they have received | 1 | 1 | 100.0% | 95.8% | 94.8% | 95.5% |

* Figures in italics indicate that the base number is less than 100.

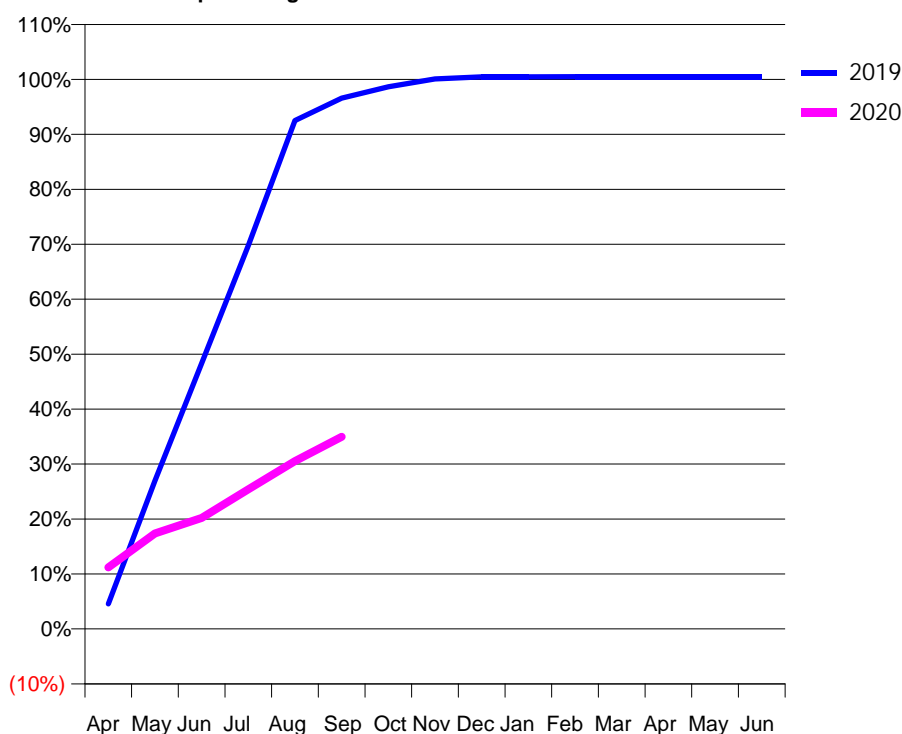
Q55 - Vital Signs Orthodontic At a Glance Contract Report for 638900/0001 - September 2019

| | | | |
|----------------------|--------------|---------------------------------------------|-------------|
| Name or company name | MR RM SKEGGS | 19/20 Contracted general activity (UDA) | 0 |
| Contract type name | PDS Contract | Carry forward general activity (UDA) | 0 |
| Purpose of contract | Orthodontic | 19/20 Contracted orthodontic activity (UOA) | 8,746 |
| Contract start date | 06/10/2007 | Carry forward orthodontic activity (UOA) | 0 |
| Contract end date | 29/05/2020 | Baseline contract value | £602,158.74 |

| ACCESS | Contract | England and Wales |
|----------------------------------------------|----------|-------------------|
| 24 month ratio of assessments to patient IDs | 1.00 | 1.07 |

| ACTIVITY | Contract |
|-------------------------------------------------------------------------------------------|----------|
| Contract assess and fit appliances (case starts) as a percentage of Area Team case starts | 2.5 % |

Cumulative percentage of contracted UOA delivered 2019 & 2020



| Month | Adjusted Scheduled Activity (UOA) | | |
|-----------|-----------------------------------|-------|-------|
| | 2018 | 2019 | 2020 |
| April | 2,784 | 398 | 980 |
| May | 4,242 | 2,357 | 1,519 |
| June | 5,451 | 4,226 | 1,766 |
| July | 6,438 | 6,104 | 2,224 |
| August | 7,105 | 8,092 | 2,672 |
| September | 7,359 | 8,445 | 3,058 |
| October | 8,247 | 8,629 | |
| November | 8,399 | 8,754 | |
| December | 8,462 | 8,786 | |
| January | 8,504 | 8,786 | |
| February | 8,630 | 8,788 | |
| March | 8,735 | 8,788 | |
| April | 8,735 | 8,788 | |
| May | 8,735 | 8,788 | |
| June | 8,735 | 8,788 | |

QUANTITY METRICS (rolling 12 month period)

| | Contract Quantity | Contract Base Number | Contract * | Area Team | Region | England |
|----------------------------------------------------------------------------------|-------------------|----------------------|------------|-----------|--------|---------|
| % of all assessments that were assess and fit appliances (case starts) | 157 | 312 | 50.3% | 49.9% | 56.3% | 57.9% |
| % of all assessments that were assess and refuse | 84 | 312 | 26.9% | 10.5% | 11.8% | 12.4% |
| % of all assessments that were assess and review | 71 | 312 | 22.8% | 39.6% | 31.9% | 29.7% |
| % of case starts with a reported IOTN of 3 and Aesthetic Component of 5 or below | 0 | 157 | N/A | 0.2% | 0.2% | 0.1% |
| % of case starts with a reported IOTN of 3 and Aesthetic Component of 6 or above | 12 | 157 | 7.6% | 3.3% | 4.0% | 4.0% |
| % of case starts with a reported IOTN of 4 | 112 | 157 | 71.3% | 74.1% | 76.4% | 78.0% |
| % of case starts with a reported IOTN of 5 | 33 | 157 | 21.0% | 21.7% | 17.9% | 16.6 % |
| % of concluded courses in receipt of dual-arch fixed appliances | 284 | 356 | 79.8% | 68.0% | 70.6% | 74.0% |
| % of concluded courses where treatment was abandoned or discontinued | 61 | 356 | 17.1% | 10.9% | 9.8% | 8.5% |
| % of patients satisfied with the treatment they have received | 0 | 1 | 0.0% | 95.8% | 94.8% | 95.5% |

* Figures in italics indicate that the base number is less than 100.

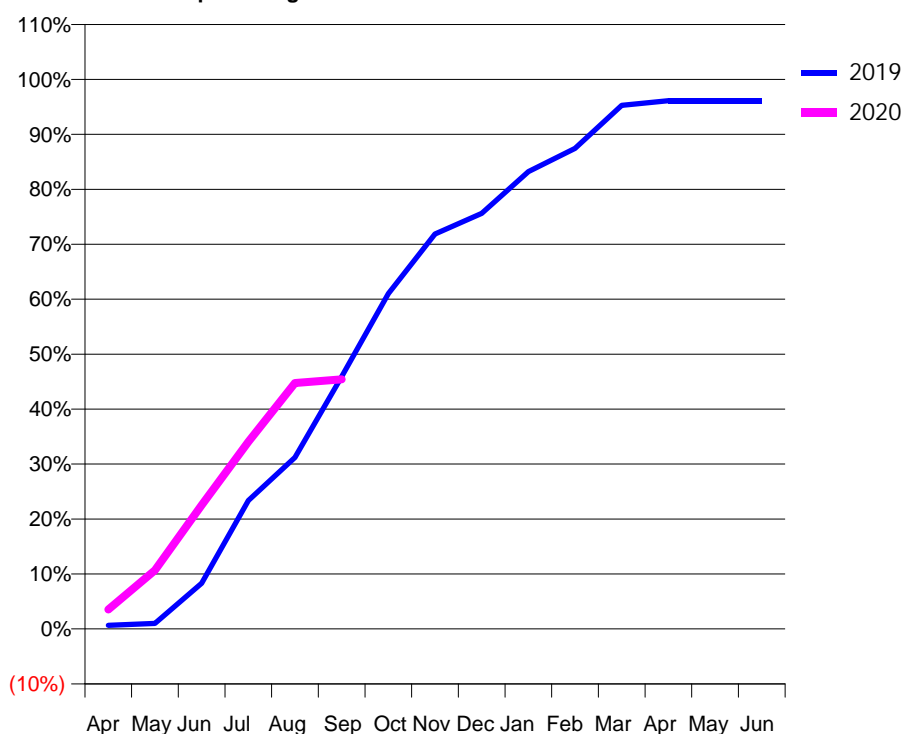
Q55 - Vital Signs Orthodontic At a Glance Contract Report for 653861/0001 - September 2019

| | | | |
|----------------------|-------------------------|---------------------------------------------|-------------|
| Name or company name | MR AF CHALMERS | 19/20 Contracted general activity (UDA) | 14,500 |
| Contract type name | GDS Contract | Carry forward general activity (UDA) | 0 |
| Purpose of contract | General and Orthodontic | 19/20 Contracted orthodontic activity (UOA) | 590 |
| Contract start date | 01/04/2006 | Carry forward orthodontic activity (UOA) | 0 |
| Contract end date | | Baseline contract value | £441,491.67 |

| ACCESS | Contract | England and Wales |
|----------------------------------------------|----------|-------------------|
| 24 month ratio of assessments to patient IDs | 1.10 | 1.07 |

| ACTIVITY | Contract |
|-------------------------------------------------------------------------------------------|----------|
| Contract assess and fit appliances (case starts) as a percentage of Area Team case starts | 0.4 % |

Cumulative percentage of contracted UOA delivered 2019 & 2020



| Month | Adjusted Scheduled Activity (UOA) | | |
|-----------|-----------------------------------|------|------|
| | 2018 | 2019 | 2020 |
| April | 9 | 4 | 21 |
| May | 75 | 6 | 63 |
| June | 139 | 49 | 133 |
| July | 265 | 138 | 201 |
| August | 290 | 184 | 264 |
| September | 358 | 271 | 268 |
| October | 361 | 360 | |
| November | 367 | 424 | |
| December | 454 | 446 | |
| January | 479 | 491 | |
| February | 486 | 516 | |
| March | 531 | 562 | |
| April | 554 | 567 | |
| May | 554 | 567 | |
| June | 554 | 567 | |

QUANTITY METRICS (rolling 12 month period)

| | Contract Quantity | Contract Base Number | Contract * | Area Team | Region | England |
|----------------------------------------------------------------------------------|-------------------|----------------------|------------|-----------|--------|---------|
| % of all assessments that were assess and fit appliances (case starts) | 26 | 66 | 39.4% | 49.9% | 56.3% | 57.9% |
| % of all assessments that were assess and refuse | 8 | 66 | 12.1% | 10.5% | 11.8% | 12.4% |
| % of all assessments that were assess and review | 32 | 66 | 48.5% | 39.6% | 31.9% | 29.7% |
| % of case starts with a reported IOTN of 3 and Aesthetic Component of 5 or below | 0 | 26 | <i>N/A</i> | 0.2% | 0.2% | 0.1% |
| % of case starts with a reported IOTN of 3 and Aesthetic Component of 6 or above | 0 | 26 | <i>N/A</i> | 3.3% | 4.0% | 4.0% |
| % of case starts with a reported IOTN of 4 | 24 | 26 | 92.3% | 74.1% | 76.4% | 78.0% |
| % of case starts with a reported IOTN of 5 | 2 | 26 | 7.7% | 21.7% | 17.9% | 16.6 % |
| % of concluded courses in receipt of dual-arch fixed appliances | 0 | 31 | <i>N/A</i> | 68.0% | 70.6% | 74.0% |
| % of concluded courses where treatment was abandoned or discontinued | 4 | 31 | 12.9% | 10.9% | 9.8% | 8.5% |
| % of patients satisfied with the treatment they have received | 0 | 0 | <i>N/A</i> | 95.8% | 94.8% | 95.5% |

* Figures in italics indicate that the base number is less than 100.

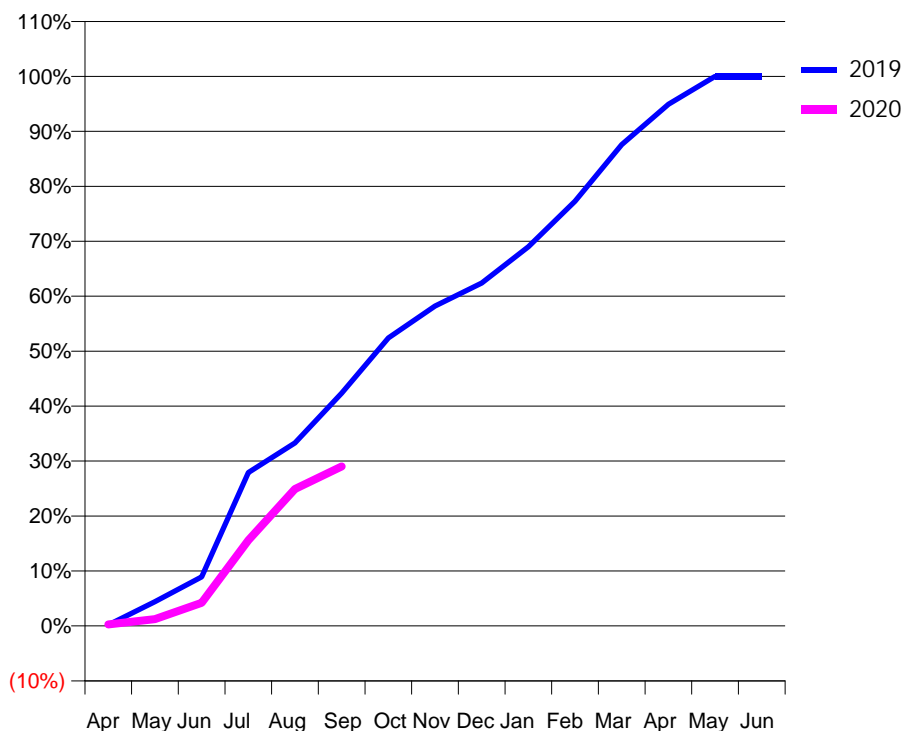
Q55 - Vital Signs Orthodontic At a Glance Contract Report for 657247/0001 - September 2019

| | | | |
|----------------------|--------------|---------------------------------------------|-------------|
| Name or company name | MR RV PATEL | 19/20 Contracted general activity (UDA) | 0 |
| Contract type name | PDS Contract | Carry forward general activity (UDA) | 0 |
| Purpose of contract | Orthodontic | 19/20 Contracted orthodontic activity (UOA) | 6,920 |
| Contract start date | 01/04/2006 | Carry forward orthodontic activity (UOA) | 0 |
| Contract end date | 21/08/2020 | Baseline contract value | £439,941.96 |

| ACCESS | Contract | England and Wales |
|----------------------------------------------|----------|-------------------|
| 24 month ratio of assessments to patient IDs | 1.06 | 1.07 |

| ACTIVITY | Contract |
|-------------------------------------------------------------------------------------------|----------|
| Contract assess and fit appliances (case starts) as a percentage of Area Team case starts | 4.2 % |

Cumulative percentage of contracted UOA delivered 2019 & 2020



| Month | Adjusted Scheduled Activity (UOA) | | |
|-----------|-----------------------------------|-------|-------|
| | 2018 | 2019 | 2020 |
| April | 333 | 14 | 19 |
| May | 1,220 | 306 | 86 |
| June | 2,176 | 617 | 291 |
| July | 2,715 | 1,932 | 1,079 |
| August | 3,141 | 2,304 | 1,724 |
| September | 3,504 | 2,931 | 2,008 |
| October | 4,085 | 3,626 | |
| November | 4,569 | 4,027 | |
| December | 5,281 | 4,318 | |
| January | 5,584 | 4,775 | |
| February | 6,583 | 5,347 | |
| March | 6,829 | 6,061 | |
| April | 6,877 | 6,568 | |
| May | 6,919 | 6,920 | |
| June | 6,920 | 6,920 | |

QUANTITY METRICS (rolling 12 month period)

| | Contract Quantity | Contract Base Number | Contract * | Area Team | Region | England |
|----------------------------------------------------------------------------------|-------------------|----------------------|------------|-----------|--------|---------|
| % of all assessments that were assess and fit appliances (case starts) | 261 | 811 | 32.2% | 49.9% | 56.3% | 57.9% |
| % of all assessments that were assess and refuse | 25 | 811 | 3.1% | 10.5% | 11.8% | 12.4% |
| % of all assessments that were assess and review | 525 | 811 | 64.7% | 39.6% | 31.9% | 29.7% |
| % of case starts with a reported IOTN of 3 and Aesthetic Component of 5 or below | 0 | 261 | N/A | 0.2% | 0.2% | 0.1% |
| % of case starts with a reported IOTN of 3 and Aesthetic Component of 6 or above | 20 | 261 | 7.7% | 3.3% | 4.0% | 4.0% |
| % of case starts with a reported IOTN of 4 | 206 | 261 | 78.9% | 74.1% | 76.4% | 78.0% |
| % of case starts with a reported IOTN of 5 | 35 | 261 | 13.4% | 21.7% | 17.9% | 16.6 % |
| % of concluded courses in receipt of dual-arch fixed appliances | 280 | 290 | 96.6% | 68.0% | 70.6% | 74.0% |
| % of concluded courses where treatment was abandoned or discontinued | 4 | 290 | 1.4% | 10.9% | 9.8% | 8.5% |
| % of patients satisfied with the treatment they have received | 4 | 4 | 100.0% | 95.8% | 94.8% | 95.5% |

* Figures in italics indicate that the base number is less than 100.

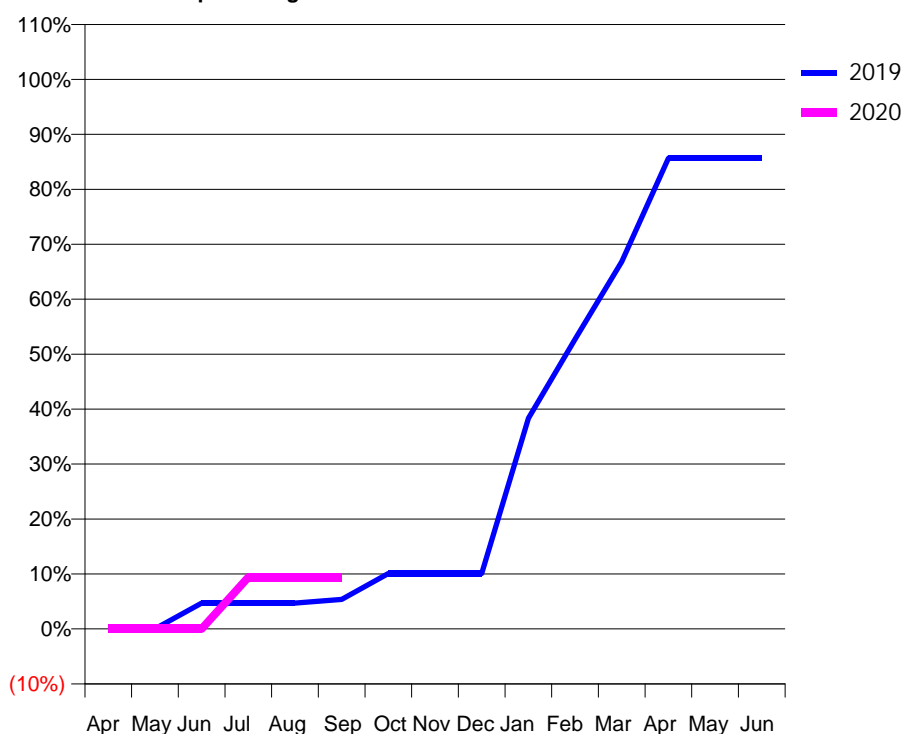
Q55 - Vital Signs Orthodontic At a Glance Contract Report for 729388/0001 - September 2019

| | | | |
|----------------------|--------------------------------|---------------------------------------------|------------|
| Name or company name | Jonathan P Ward and Associates | 19/20 Contracted general activity (UDA) | 1,628 |
| Contract type name | GDS Contract | Carry forward general activity (UDA) | 0 |
| Purpose of contract | General and Orthodontic | 19/20 Contracted orthodontic activity (UOA) | 446 |
| Contract start date | 01/04/2006 | Carry forward orthodontic activity (UOA) | 0 |
| Contract end date | | Baseline contract value | £74,302.93 |

| ACCESS | Contract | England and Wales |
|----------------------------------------------|----------|-------------------|
| 24 month ratio of assessments to patient IDs | 1.00 | 1.07 |

| ACTIVITY | Contract |
|-------------------------------------------------------------------------------------------|----------|
| Contract assess and fit appliances (case starts) as a percentage of Area Team case starts | 0.3 % |

Cumulative percentage of contracted UOA delivered 2019 & 2020



| Month | Adjusted Scheduled Activity (UOA) | | |
|-----------|-----------------------------------|------|------|
| | 2018 | 2019 | 2020 |
| April | 1 | 0 | 0 |
| May | 22 | 0 | 0 |
| June | 64 | 21 | 0 |
| July | 64 | 21 | 42 |
| August | 169 | 21 | 42 |
| September | 169 | 24 | 42 |
| October | 169 | 45 | |
| November | 211 | 45 | |
| December | 274 | 45 | |
| January | 295 | 171 | |
| February | 379 | 235 | |
| March | 442 | 298 | |
| April | 442 | 382 | |
| May | 442 | 382 | |
| June | 442 | 382 | |

QUANTITY METRICS (rolling 12 month period)

| | Contract Quantity | Contract Base Number | Contract * | Area Team | Region | England |
|----------------------------------------------------------------------------------|-------------------|----------------------|------------|-----------|--------|---------|
| % of all assessments that were assess and fit appliances (case starts) | 19 | 20 | 95.0% | 49.9% | 56.3% | 57.9% |
| % of all assessments that were assess and refuse | 1 | 20 | 5.0% | 10.5% | 11.8% | 12.4% |
| % of all assessments that were assess and review | 0 | 20 | 0.0% | 39.6% | 31.9% | 29.7% |
| % of case starts with a reported IOTN of 3 and Aesthetic Component of 5 or below | 0 | 19 | N/A | 0.2% | 0.2% | 0.1% |
| % of case starts with a reported IOTN of 3 and Aesthetic Component of 6 or above | 0 | 19 | N/A | 3.3% | 4.0% | 4.0% |
| % of case starts with a reported IOTN of 4 | 14 | 19 | 73.7% | 74.1% | 76.4% | 78.0% |
| % of case starts with a reported IOTN of 5 | 5 | 19 | 26.3% | 21.7% | 17.9% | 16.6 % |
| % of concluded courses in receipt of dual-arch fixed appliances | 31 | 35 | 88.6% | 68.0% | 70.6% | 74.0% |
| % of concluded courses where treatment was abandoned or discontinued | 4 | 35 | 11.4% | 10.9% | 9.8% | 8.5% |
| % of patients satisfied with the treatment they have received | 0 | 0 | N/A | 95.8% | 94.8% | 95.5% |

* Figures in italics indicate that the base number is less than 100.

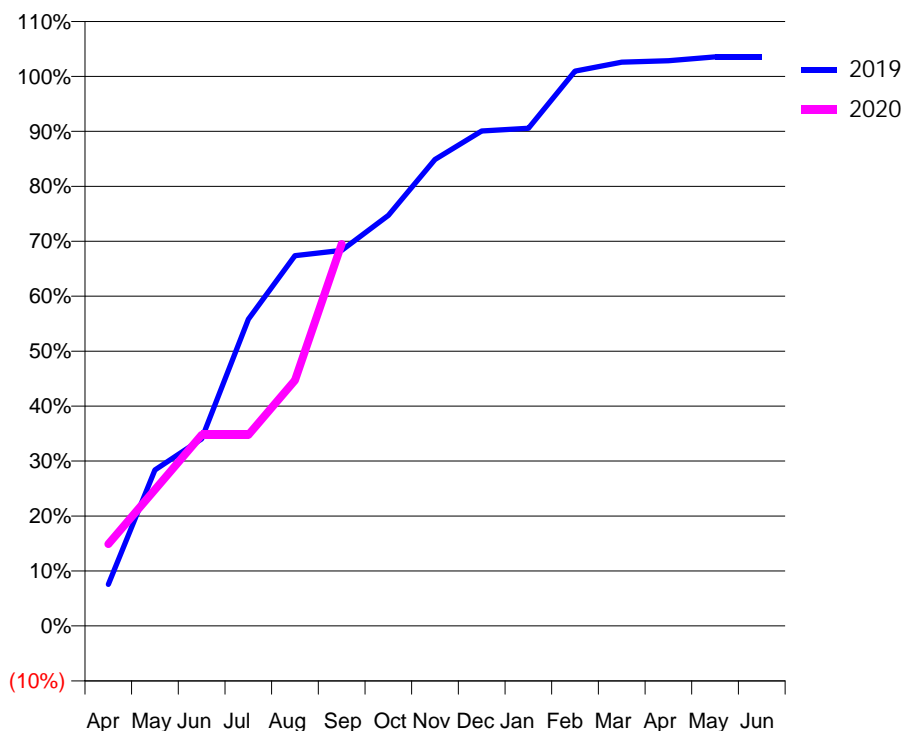
Q55 - Vital Signs Orthodontic At a Glance Contract Report for 813842/0002 - September 2019

| | | | |
|----------------------|-------------------------|---------------------------------------------|------------|
| Name or company name | MR DA DUNNING | 19/20 Contracted general activity (UDA) | 2,012 |
| Contract type name | GDS Contract | Carry forward general activity (UDA) | 0 |
| Purpose of contract | General and Orthodontic | 19/20 Contracted orthodontic activity (UOA) | 423 |
| Contract start date | 01/04/2006 | Carry forward orthodontic activity (UOA) | 0 |
| Contract end date | | Baseline contract value | £73,723.07 |

| ACCESS | Contract | England and Wales |
|----------------------------------------------|----------|-------------------|
| 24 month ratio of assessments to patient IDs | 1.36 | 1.07 |

| ACTIVITY | Contract |
|-------------------------------------------------------------------------------------------|----------|
| Contract assess and fit appliances (case starts) as a percentage of Area Team case starts | 0.3 % |

Cumulative percentage of contracted UOA delivered 2019 & 2020



| Month | Adjusted Scheduled Activity (UOA) | | |
|-----------|-----------------------------------|------|------|
| | 2018 | 2019 | 2020 |
| April | 8 | 32 | 63 |
| May | 76 | 120 | 105 |
| June | 99 | 144 | 147 |
| July | 122 | 236 | 147 |
| August | 151 | 285 | 189 |
| September | 154 | 289 | 294 |
| October | 157 | 316 | |
| November | 250 | 359 | |
| December | 313 | 381 | |
| January | 338 | 383 | |
| February | 380 | 427 | |
| March | 426 | 434 | |
| April | 430 | 435 | |
| May | 431 | 438 | |
| June | 431 | 438 | |

QUANTITY METRICS (rolling 12 month period)

| | Contract Quantity | Contract Base Number | Contract * | Area Team | Region | England |
|----------------------------------------------------------------------------------|-------------------|----------------------|------------|-----------|--------|---------|
| % of all assessments that were assess and fit appliances (case starts) | 20 | 43 | 46.5% | 49.9% | 56.3% | 57.9% |
| % of all assessments that were assess and refuse | 0 | 43 | 0.0% | 10.5% | 11.8% | 12.4% |
| % of all assessments that were assess and review | 23 | 43 | 53.5% | 39.6% | 31.9% | 29.7% |
| % of case starts with a reported IOTN of 3 and Aesthetic Component of 5 or below | 0 | 20 | N/A | 0.2% | 0.2% | 0.1% |
| % of case starts with a reported IOTN of 3 and Aesthetic Component of 6 or above | 1 | 20 | 5.0% | 3.3% | 4.0% | 4.0% |
| % of case starts with a reported IOTN of 4 | 16 | 20 | 80.0% | 74.1% | 76.4% | 78.0% |
| % of case starts with a reported IOTN of 5 | 3 | 20 | 15.0% | 21.7% | 17.9% | 16.6% |
| % of concluded courses in receipt of dual-arch fixed appliances | 15 | 18 | 83.3% | 68.0% | 70.6% | 74.0% |
| % of concluded courses where treatment was abandoned or discontinued | 0 | 18 | 0.0% | 10.9% | 9.8% | 8.5% |
| % of patients satisfied with the treatment they have received | 0 | 0 | N/A | 95.8% | 94.8% | 95.5% |

* Figures in italics indicate that the base number is less than 100.

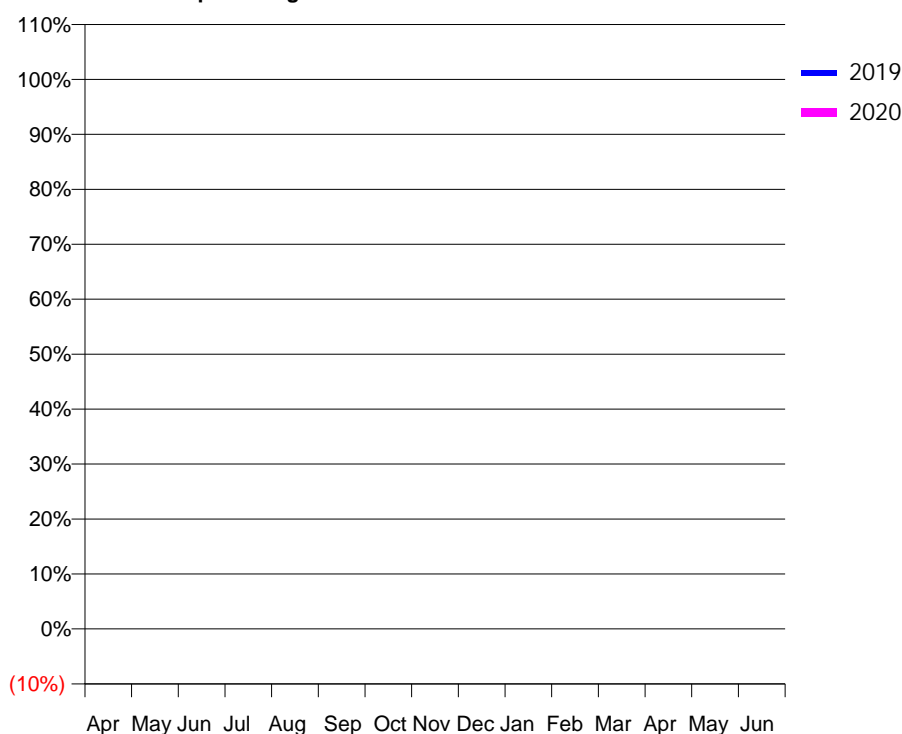
Q55 - Vital Signs Orthodontic At a Glance Contract Report for 825050/0001 - September 2019

| | | | |
|----------------------|-----------------|---------------------------------------------|-------------|
| Name or company name | MR LS MASTERSON | 19/20 Contracted general activity (UDA) | 18,209 |
| Contract type name | GDS Contract | Carry forward general activity (UDA) | 0 |
| Purpose of contract | General | 19/20 Contracted orthodontic activity (UOA) | 0 |
| Contract start date | 01/04/2006 | Carry forward orthodontic activity (UOA) | 0 |
| Contract end date | | Baseline contract value | £446,061.26 |

| ACCESS | Contract | England and Wales |
|----------------------------------------------|----------|-------------------|
| 24 month ratio of assessments to patient IDs | 1.05 | 1.07 |

| ACTIVITY | Contract |
|-------------------------------------------------------------------------------------------|----------|
| Contract assess and fit appliances (case starts) as a percentage of Area Team case starts | 0.2 % |

Cumulative percentage of contracted UOA delivered 2019 & 2020



| Month | Adjusted Scheduled Activity (UOA) | | |
|-----------|-----------------------------------|------|------|
| | 2018 | 2019 | 2020 |
| April | 0 | 0 | 0 |
| May | 1 | 0 | 0 |
| June | 1 | 0 | 0 |
| July | 1 | 0 | 0 |
| August | 1 | 0 | 0 |
| September | 1 | 0 | 63 |
| October | 1 | 0 | |
| November | 1 | 2 | |
| December | 22 | 2 | |
| January | 23 | 3 | |
| February | 48 | 129 | |
| March | 69 | 24 | |
| April | 69 | 24 | |
| May | 69 | 24 | |
| June | 69 | 24 | |

QUANTITY METRICS (rolling 12 month period)

| | Contract Quantity | Contract Base Number | Contract * | Area Team | Region | England |
|----------------------------------------------------------------------------------|-------------------|----------------------|------------|-----------|--------|---------|
| % of all assessments that were assess and fit appliances (case starts) | 11 | 14 | 78.6% | 49.9% | 56.3% | 57.9% |
| % of all assessments that were assess and refuse | 0 | 14 | 0.0% | 10.5% | 11.8% | 12.4% |
| % of all assessments that were assess and review | 3 | 14 | 21.4% | 39.6% | 31.9% | 29.7% |
| % of case starts with a reported IOTN of 3 and Aesthetic Component of 5 or below | 0 | 11 | N/A | 0.2% | 0.2% | 0.1% |
| % of case starts with a reported IOTN of 3 and Aesthetic Component of 6 or above | 0 | 11 | N/A | 3.3% | 4.0% | 4.0% |
| % of case starts with a reported IOTN of 4 | 11 | 11 | 100.0% | 74.1% | 76.4% | 78.0% |
| % of case starts with a reported IOTN of 5 | 0 | 11 | N/A | 21.7% | 17.9% | 16.6 % |
| % of concluded courses in receipt of dual-arch fixed appliances | 3 | 4 | 75.0% | 68.0% | 70.6% | 74.0% |
| % of concluded courses where treatment was abandoned or discontinued | 1 | 4 | 25.0% | 10.9% | 9.8% | 8.5% |
| % of patients satisfied with the treatment they have received | 0 | 0 | N/A | 95.8% | 94.8% | 95.5% |

* Figures in italics indicate that the base number is less than 100.

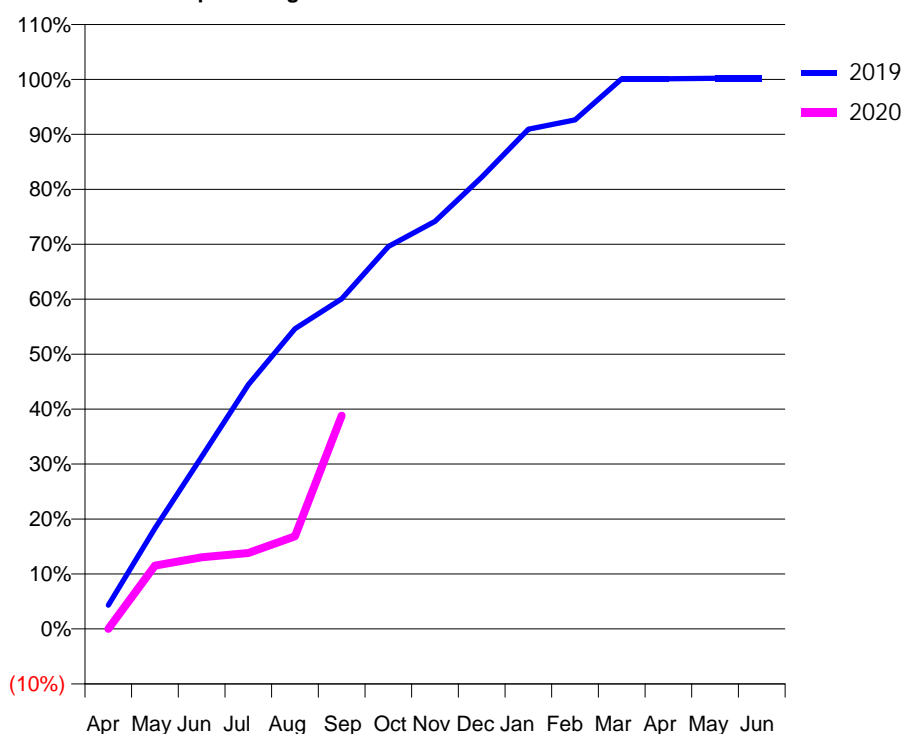
Q55 - Vital Signs Orthodontic At a Glance Contract Report for 825050/0002 - September 2019

| | | | |
|----------------------|-------------------------|---------------------------------------------|-------------|
| Name or company name | MR LS MASTERSON | 19/20 Contracted general activity (UDA) | 0 |
| Contract type name | GDS Contract | Carry forward general activity (UDA) | 0 |
| Purpose of contract | General and Orthodontic | 19/20 Contracted orthodontic activity (UOA) | 2,752 |
| Contract start date | 01/04/2006 | Carry forward orthodontic activity (UOA) | 0 |
| Contract end date | | Baseline contract value | £178,476.90 |

| ACCESS | Contract | England and Wales |
|----------------------------------------------|----------|-------------------|
| 24 month ratio of assessments to patient IDs | 1.12 | 1.07 |

| ACTIVITY | Contract |
|-------------------------------------------------------------------------------------------|----------|
| Contract assess and fit appliances (case starts) as a percentage of Area Team case starts | 1.9 % |

Cumulative percentage of contracted UOA delivered 2019 & 2020



| Month | Adjusted Scheduled Activity (UOA) | | |
|-----------|-----------------------------------|-------|-------|
| | 2018 | 2019 | 2020 |
| April | 55 | 119 | 0 |
| May | 427 | 504 | 317 |
| June | 653 | 862 | 359 |
| July | 1,237 | 1,223 | 380 |
| August | 1,321 | 1,503 | 464 |
| September | 1,699 | 1,653 | 1,068 |
| October | 1,825 | 1,915 | |
| November | 1,932 | 2,041 | |
| December | 2,524 | 2,262 | |
| January | 2,548 | 2,503 | |
| February | 2,575 | 2,549 | |
| March | 2,810 | 2,755 | |
| April | 2,812 | 2,755 | |
| May | 2,833 | 2,757 | |
| June | 2,833 | 2,757 | |

QUANTITY METRICS (rolling 12 month period)

| | Contract Quantity | Contract Base Number | Contract * | Area Team | Region | England |
|----------------------------------------------------------------------------------|-------------------|----------------------|------------|-----------|--------|---------|
| % of all assessments that were assess and fit appliances (case starts) | 117 | 213 | 54.9% | 49.9% | 56.3% | 57.9% |
| % of all assessments that were assess and refuse | 3 | 213 | 1.4% | 10.5% | 11.8% | 12.4% |
| % of all assessments that were assess and review | 93 | 213 | 43.7% | 39.6% | 31.9% | 29.7% |
| % of case starts with a reported IOTN of 3 and Aesthetic Component of 5 or below | 0 | 117 | N/A | 0.2% | 0.2% | 0.1% |
| % of case starts with a reported IOTN of 3 and Aesthetic Component of 6 or above | 0 | 117 | N/A | 3.3% | 4.0% | 4.0% |
| % of case starts with a reported IOTN of 4 | 98 | 117 | 83.8% | 74.1% | 76.4% | 78.0% |
| % of case starts with a reported IOTN of 5 | 19 | 117 | 16.2% | 21.7% | 17.9% | 16.6 % |
| % of concluded courses in receipt of dual-arch fixed appliances | 55 | 63 | 87.3% | 68.0% | 70.6% | 74.0% |
| % of concluded courses where treatment was abandoned or discontinued | 4 | 63 | 6.3% | 10.9% | 9.8% | 8.5% |
| % of patients satisfied with the treatment they have received | 0 | 0 | N/A | 95.8% | 94.8% | 95.5% |

* Figures in italics indicate that the base number is less than 100.

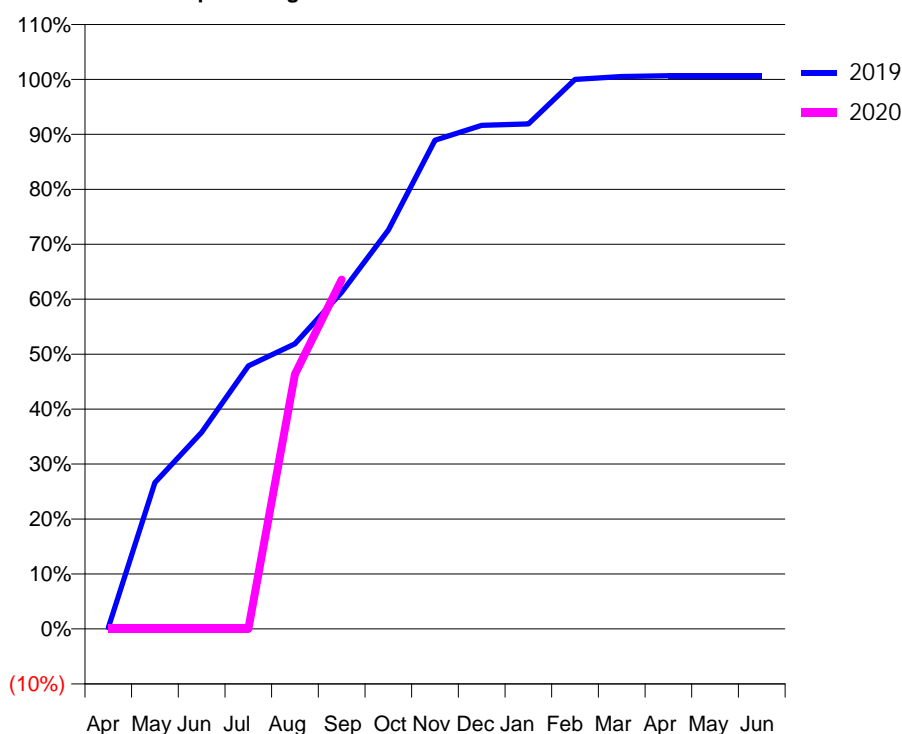
Q55 - Vital Signs Orthodontic At a Glance Contract Report for 833517/0002 - September 2019

| | | | |
|----------------------|--------------|---------------------------------------------|------------|
| Name or company name | MISS NS FRY | 19/20 Contracted general activity (UDA) | 0 |
| Contract type name | GDS Contract | Carry forward general activity (UDA) | 0 |
| Purpose of contract | Orthodontic | 19/20 Contracted orthodontic activity (UOA) | 777 |
| Contract start date | 01/04/2015 | Carry forward orthodontic activity (UOA) | 0 |
| Contract end date | | Baseline contract value | £52,095.61 |

| ACCESS | Contract | England and Wales |
|----------------------------------------------|----------|-------------------|
| 24 month ratio of assessments to patient IDs | 1.26 | 1.07 |

| ACTIVITY | Contract |
|-------------------------------------------------------------------------------------------|----------|
| Contract assess and fit appliances (case starts) as a percentage of Area Team case starts | 0.6 % |

Cumulative percentage of contracted UOA delivered 2019 & 2020



| Month | Adjusted Scheduled Activity (UOA) | | |
|-----------|-----------------------------------|------|------|
| | 2018 | 2019 | 2020 |
| April | -3 | 2 | 0 |
| May | -1 | 207 | 0 |
| June | 0 | 278 | 0 |
| July | 1 | 372 | 0 |
| August | 1 | 403 | 360 |
| September | 509 | 476 | 494 |
| October | 509 | 564 | |
| November | 523 | 691 | |
| December | 710 | 712 | |
| January | 715 | 714 | |
| February | 760 | 777 | |
| March | 787 | 781 | |
| April | 790 | 782 | |
| May | 790 | 782 | |
| June | 811 | 782 | |

QUANTITY METRICS (rolling 12 month period)

| | Contract Quantity | Contract Base Number | Contract * | Area Team | Region | England |
|----------------------------------------------------------------------------------|-------------------|----------------------|------------|-----------|--------|---------|
| % of all assessments that were assess and fit appliances (case starts) | 37 | 81 | 45.7% | 49.9% | 56.3% | 57.9% |
| % of all assessments that were assess and refuse | 20 | 81 | 24.7% | 10.5% | 11.8% | 12.4% |
| % of all assessments that were assess and review | 24 | 81 | 29.6% | 39.6% | 31.9% | 29.7% |
| % of case starts with a reported IOTN of 3 and Aesthetic Component of 5 or below | 0 | 37 | <i>N/A</i> | 0.2% | 0.2% | 0.1% |
| % of case starts with a reported IOTN of 3 and Aesthetic Component of 6 or above | 0 | 37 | <i>N/A</i> | 3.3% | 4.0% | 4.0% |
| % of case starts with a reported IOTN of 4 | 37 | 37 | 100.0% | 74.1% | 76.4% | 78.0% |
| % of case starts with a reported IOTN of 5 | 0 | 37 | <i>N/A</i> | 21.7% | 17.9% | 16.6 % |
| % of concluded courses in receipt of dual-arch fixed appliances | 0 | 37 | <i>N/A</i> | 68.0% | 70.6% | 74.0% |
| % of concluded courses where treatment was abandoned or discontinued | 2 | 37 | 5.4% | 10.9% | 9.8% | 8.5% |
| % of patients satisfied with the treatment they have received | 0 | 0 | <i>N/A</i> | 95.8% | 94.8% | 95.5% |

* Figures in italics indicate that the base number is less than 100.

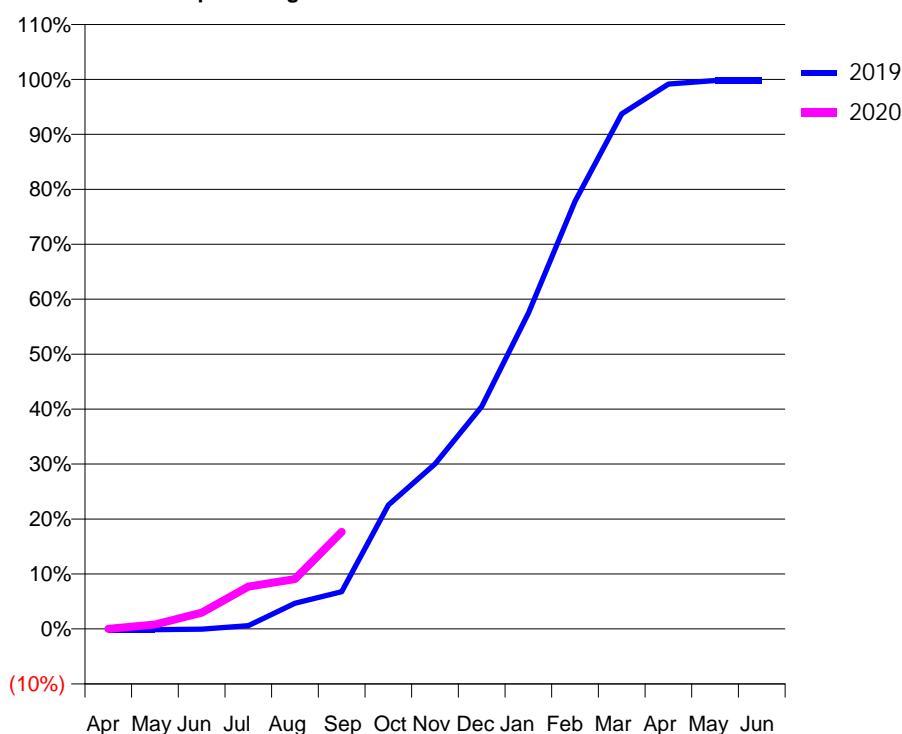
Q55 - Vital Signs Orthodontic At a Glance Contract Report for 959901/0001 - September 2019

| | | | |
|----------------------|--------------------------------|---------------------------------------------|-------------|
| Name or company name | Peak Smiles Studio Partnership | 19/20 Contracted general activity (UDA) | 369 |
| Contract type name | GDS Contract | Carry forward general activity (UDA) | 0 |
| Purpose of contract | General and Orthodontic | 19/20 Contracted orthodontic activity (UOA) | 3,233 |
| Contract start date | 01/04/2006 | Carry forward orthodontic activity (UOA) | 0 |
| Contract end date | | Baseline contract value | £236,454.98 |

| ACCESS | Contract | England and Wales |
|----------------------------------------------|----------|-------------------|
| 24 month ratio of assessments to patient IDs | 1.03 | 1.07 |

| ACTIVITY | Contract |
|-------------------------------------------------------------------------------------------|----------|
| Contract assess and fit appliances (case starts) as a percentage of Area Team case starts | 2.7 % |

Cumulative percentage of contracted UOA delivered 2019 & 2020



| Month | Adjusted Scheduled Activity (UOA) | | |
|-----------|-----------------------------------|-------|------|
| | 2018 | 2019 | 2020 |
| April | 6 | -5 | 0 |
| May | 8 | -5 | 26 |
| June | 51 | -2 | 96 |
| July | 350 | 19 | 249 |
| August | 518 | 151 | 294 |
| September | 710 | 219 | 571 |
| October | 858 | 729 | |
| November | 1,156 | 970 | |
| December | 1,997 | 1,308 | |
| January | 2,274 | 1,858 | |
| February | 2,443 | 2,515 | |
| March | 2,720 | 3,030 | |
| April | 3,207 | 3,205 | |
| May | 3,207 | 3,226 | |
| June | 3,207 | 3,226 | |

QUANTITY METRICS (rolling 12 month period)

| | Contract Quantity | Contract Base Number | Contract * | Area Team | Region | England |
|----------------------------------------------------------------------------------|-------------------|----------------------|------------|-----------|--------|---------|
| % of all assessments that were assess and fit appliances (case starts) | 167 | 239 | 69.9% | 49.9% | 56.3% | 57.9% |
| % of all assessments that were assess and refuse | 62 | 239 | 25.9% | 10.5% | 11.8% | 12.4% |
| % of all assessments that were assess and review | 10 | 239 | 4.2% | 39.6% | 31.9% | 29.7% |
| % of case starts with a reported IOTN of 3 and Aesthetic Component of 5 or below | 0 | 167 | N/A | 0.2% | 0.2% | 0.1% |
| % of case starts with a reported IOTN of 3 and Aesthetic Component of 6 or above | 0 | 167 | N/A | 3.3% | 4.0% | 4.0% |
| % of case starts with a reported IOTN of 4 | 134 | 167 | 80.2% | 74.1% | 76.4% | 78.0% |
| % of case starts with a reported IOTN of 5 | 33 | 167 | 19.8% | 21.7% | 17.9% | 16.6 % |
| % of concluded courses in receipt of dual-arch fixed appliances | 35 | 38 | 92.1% | 68.0% | 70.6% | 74.0% |
| % of concluded courses where treatment was abandoned or discontinued | 1 | 38 | 2.6% | 10.9% | 9.8% | 8.5% |
| % of patients satisfied with the treatment they have received | 0 | 0 | N/A | 95.8% | 94.8% | 95.5% |

* Figures in italics indicate that the base number is less than 100.

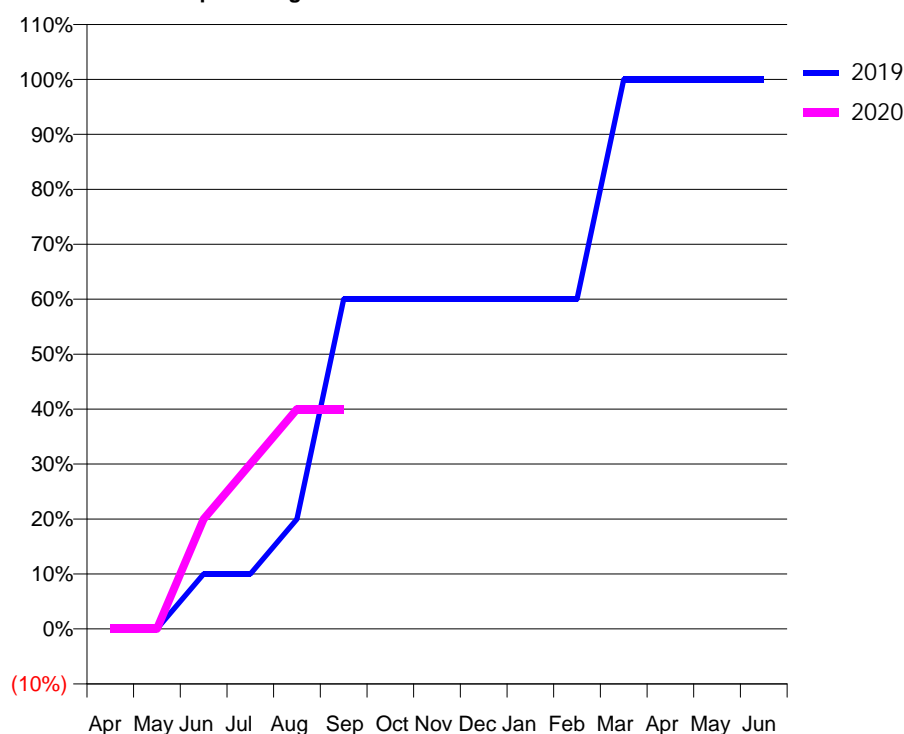
Q55 - Vital Signs Orthodontic At a Glance Contract Report for 997277/0001 - September 2019

| | | | |
|----------------------|---------------------------|---------------------------------------------|-------------|
| Name or company name | Cunnington and Associates | 19/20 Contracted general activity (UDA) | 10,740 |
| Contract type name | GDS Contract | Carry forward general activity (UDA) | 0 |
| Purpose of contract | General and Orthodontic | 19/20 Contracted orthodontic activity (UOA) | 210 |
| Contract start date | 01/04/2006 | Carry forward orthodontic activity (UOA) | 0 |
| Contract end date | | Baseline contract value | £256,273.96 |

| ACCESS | Contract | England and Wales |
|----------------------------------------------|----------|-------------------|
| 24 month ratio of assessments to patient IDs | 1.09 | 1.07 |

| ACTIVITY | Contract |
|-------------------------------------------------------------------------------------------|----------|
| Contract assess and fit appliances (case starts) as a percentage of Area Team case starts | 0.1 % |

Cumulative percentage of contracted UOA delivered 2019 & 2020



| Month | Adjusted Scheduled Activity (UOA) | | |
|-----------|-----------------------------------|------|------|
| | 2018 | 2019 | 2020 |
| April | 0 | 0 | 0 |
| May | 0 | 0 | 0 |
| June | 0 | 21 | 42 |
| July | 0 | 21 | 63 |
| August | 0 | 42 | 84 |
| September | 63 | 126 | 84 |
| October | 84 | 126 | |
| November | 84 | 126 | |
| December | 126 | 126 | |
| January | 126 | 126 | |
| February | 189 | 126 | |
| March | 189 | 210 | |
| April | 193 | 210 | |
| May | 210 | 210 | |
| June | 211 | 210 | |

QUANTITY METRICS (rolling 12 month period)

| | Contract Quantity | Contract Base Number | Contract * | Area Team | Region | England |
|----------------------------------------------------------------------------------|-------------------|----------------------|------------|-----------|--------|---------|
| % of all assessments that were assess and fit appliances (case starts) | 8 | 8 | 100.0% | 49.9% | 56.3% | 57.9% |
| % of all assessments that were assess and refuse | 0 | 8 | 0.0% | 10.5% | 11.8% | 12.4% |
| % of all assessments that were assess and review | 0 | 8 | 0.0% | 39.6% | 31.9% | 29.7% |
| % of case starts with a reported IOTN of 3 and Aesthetic Component of 5 or below | 0 | 8 | N/A | 0.2% | 0.2% | 0.1% |
| % of case starts with a reported IOTN of 3 and Aesthetic Component of 6 or above | 1 | 8 | 12.5% | 3.3% | 4.0% | 4.0% |
| % of case starts with a reported IOTN of 4 | 7 | 8 | 87.5% | 74.1% | 76.4% | 78.0% |
| % of case starts with a reported IOTN of 5 | 0 | 8 | N/A | 21.7% | 17.9% | 16.6% |
| % of concluded courses in receipt of dual-arch fixed appliances | 1 | 9 | 11.1% | 68.0% | 70.6% | 74.0% |
| % of concluded courses where treatment was abandoned or discontinued | 1 | 9 | 11.1% | 10.9% | 9.8% | 8.5% |
| % of patients satisfied with the treatment they have received | 0 | 0 | N/A | 95.8% | 94.8% | 95.5% |

* Figures in italics indicate that the base number is less than 100.

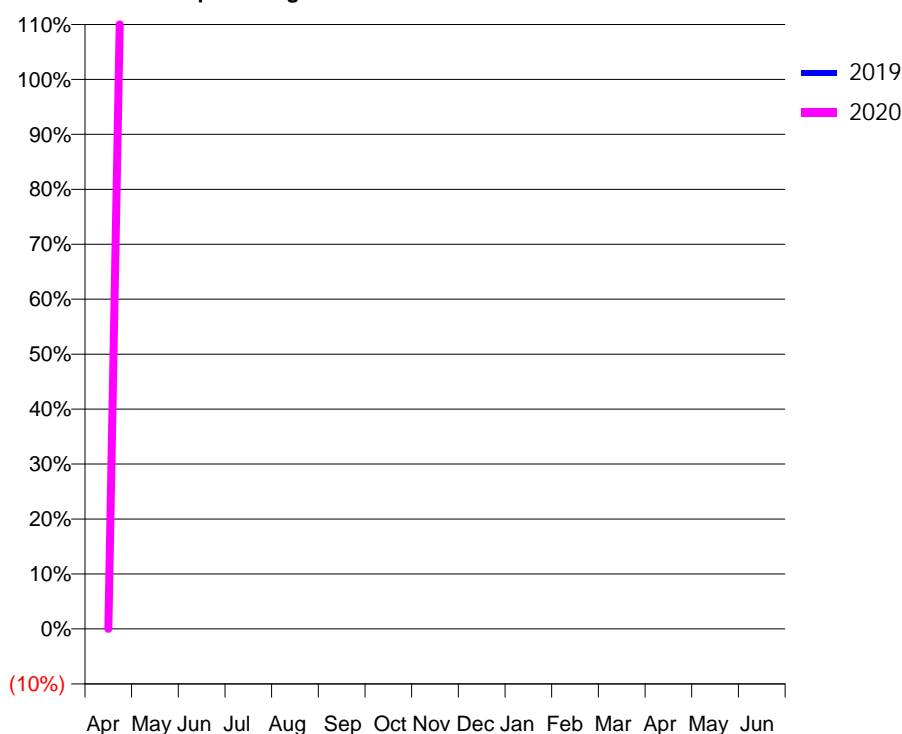
Q56 - Vital Signs Orthodontic At a Glance Contract Report for 101193/0000 - September 2019

| | | | |
|----------------------|--------------|---------------------------------------------|------------|
| Name or company name | MR TI DAVIES | 19/20 Contracted general activity (UDA) | 0 |
| Contract type name | PDS Contract | Carry forward general activity (UDA) | 0 |
| Purpose of contract | Orthodontic | 19/20 Contracted orthodontic activity (UOA) | 58 |
| Contract start date | 01/04/2019 | Carry forward orthodontic activity (UOA) | 0 |
| Contract end date | 31/03/2020 | Baseline contract value | £28,841.00 |

| ACCESS | Contract | England and Wales |
|----------------------------------------------|----------|-------------------|
| 24 month ratio of assessments to patient IDs | 1.00 | 1.07 |

| ACTIVITY | Contract |
|-------------------------------------------------------------------------------------------|----------|
| Contract assess and fit appliances (case starts) as a percentage of Area Team case starts | 0.1 % |

Cumulative percentage of contracted UOA delivered 2019 & 2020



| Month | Adjusted Scheduled Activity (UOA) | | |
|-----------|-----------------------------------|------|------|
| | 2018 | 2019 | 2020 |
| April | 0 | 0 | 0 |
| May | 0 | 0 | 259 |
| June | 0 | 0 | 259 |
| July | 0 | 0 | 259 |
| August | 0 | 0 | 259 |
| September | 0 | 0 | 259 |
| October | 0 | 0 | |
| November | 0 | 0 | |
| December | 0 | 0 | |
| January | 0 | 0 | |
| February | 0 | 0 | |
| March | 0 | 0 | |
| April | 0 | 0 | |
| May | 0 | 0 | |
| June | 0 | 0 | |

QUANTITY METRICS (rolling 12 month period)

| | Contract Quantity | Contract Base Number | Contract * | Area Team | Region | England |
|----------------------------------------------------------------------------------|-------------------|----------------------|------------|-----------|--------|---------|
| % of all assessments that were assess and fit appliances (case starts) | 12 | 13 | 92.3% | 51.8% | 56.3% | 57.9% |
| % of all assessments that were assess and refuse | 0 | 13 | 0.0% | 14.3% | 11.8% | 12.4% |
| % of all assessments that were assess and review | 1 | 13 | 7.7% | 33.9% | 31.9% | 29.7% |
| % of case starts with a reported IOTN of 3 and Aesthetic Component of 5 or below | 0 | 12 | N/A | 0.1% | 0.2% | 0.1% |
| % of case starts with a reported IOTN of 3 and Aesthetic Component of 6 or above | 0 | 12 | N/A | 5.0% | 4.0% | 4.0% |
| % of case starts with a reported IOTN of 4 | 11 | 12 | 91.7% | 77.3% | 76.4% | 78.0% |
| % of case starts with a reported IOTN of 5 | 0 | 12 | N/A | 17.0% | 17.9% | 16.6 % |
| % of concluded courses in receipt of dual-arch fixed appliances | 0 | 0 | N/A | 75.1% | 70.6% | 74.0% |
| % of concluded courses where treatment was abandoned or discontinued | 0 | 0 | N/A | 9.4% | 9.8% | 8.5% |
| % of patients satisfied with the treatment they have received | 0 | 0 | N/A | 100.0% | 94.8% | 95.5% |

* Figures in italics indicate that the base number is less than 100.

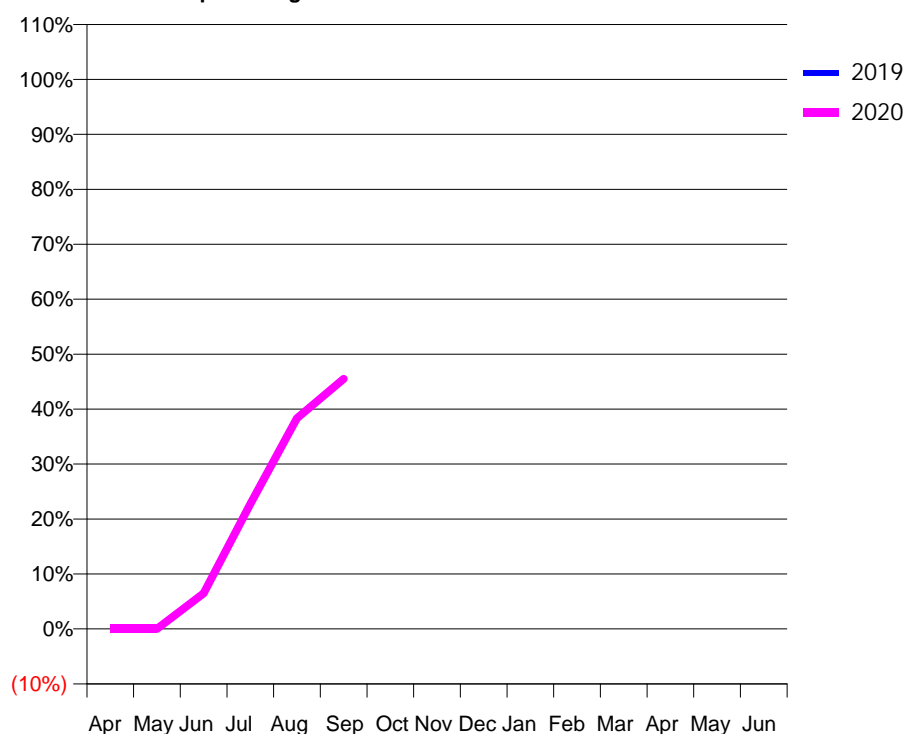
Q56 - Vital Signs Orthodontic At a Glance Contract Report for 101194/0000 - September 2019

| | | | |
|----------------------|--------------|---------------------------------------------|-------------|
| Name or company name | MR TI DAVIES | 19/20 Contracted general activity (UDA) | 0 |
| Contract type name | PDS Contract | Carry forward general activity (UDA) | 0 |
| Purpose of contract | Orthodontic | 19/20 Contracted orthodontic activity (UOA) | 3,230 |
| Contract start date | 01/04/2019 | Carry forward orthodontic activity (UOA) | 0 |
| Contract end date | 31/03/2020 | Baseline contract value | £200,000.00 |

| ACCESS | Contract | England and Wales |
|----------------------------------------------|----------|-------------------|
| 24 month ratio of assessments to patient IDs | 1.00 | 1.07 |

| ACTIVITY | Contract |
|-------------------------------------------------------------------------------------------|----------|
| Contract assess and fit appliances (case starts) as a percentage of Area Team case starts | 0.8 % |

Cumulative percentage of contracted UOA delivered 2019 & 2020



| Month | Adjusted Scheduled Activity (UOA) | | |
|-----------|-----------------------------------|------|-------|
| | 2018 | 2019 | 2020 |
| April | 0 | 0 | 0 |
| May | 0 | 0 | 0 |
| June | 0 | 0 | 210 |
| July | 0 | 0 | 735 |
| August | 0 | 0 | 1,239 |
| September | 0 | 0 | 1,470 |
| October | 0 | 0 | |
| November | 0 | 0 | |
| December | 0 | 0 | |
| January | 0 | 0 | |
| February | 0 | 0 | |
| March | 0 | 0 | |
| April | 0 | 0 | |
| May | 0 | 0 | |
| June | 0 | 0 | |

QUANTITY METRICS (rolling 12 month period)

| | Contract Quantity | Contract Base Number | Contract * | Area Team | Region | England |
|----------------------------------------------------------------------------------|-------------------|----------------------|------------|-----------|--------|---------|
| % of all assessments that were assess and fit appliances (case starts) | 70 | 70 | 100.0% | 51.8% | 56.3% | 57.9% |
| % of all assessments that were assess and refuse | 0 | 70 | 0.0% | 14.3% | 11.8% | 12.4% |
| % of all assessments that were assess and review | 0 | 70 | 0.0% | 33.9% | 31.9% | 29.7% |
| % of case starts with a reported IOTN of 3 and Aesthetic Component of 5 or below | 0 | 70 | N/A | 0.1% | 0.2% | 0.1% |
| % of case starts with a reported IOTN of 3 and Aesthetic Component of 6 or above | 0 | 70 | N/A | 5.0% | 4.0% | 4.0% |
| % of case starts with a reported IOTN of 4 | 69 | 70 | 98.6% | 77.3% | 76.4% | 78.0% |
| % of case starts with a reported IOTN of 5 | 1 | 70 | 1.4% | 17.0% | 17.9% | 16.6 % |
| % of concluded courses in receipt of dual-arch fixed appliances | 0 | 0 | N/A | 75.1% | 70.6% | 74.0% |
| % of concluded courses where treatment was abandoned or discontinued | 0 | 0 | N/A | 9.4% | 9.8% | 8.5% |
| % of patients satisfied with the treatment they have received | 0 | 0 | N/A | 100.0% | 94.8% | 95.5% |

* Figures in italics indicate that the base number is less than 100.

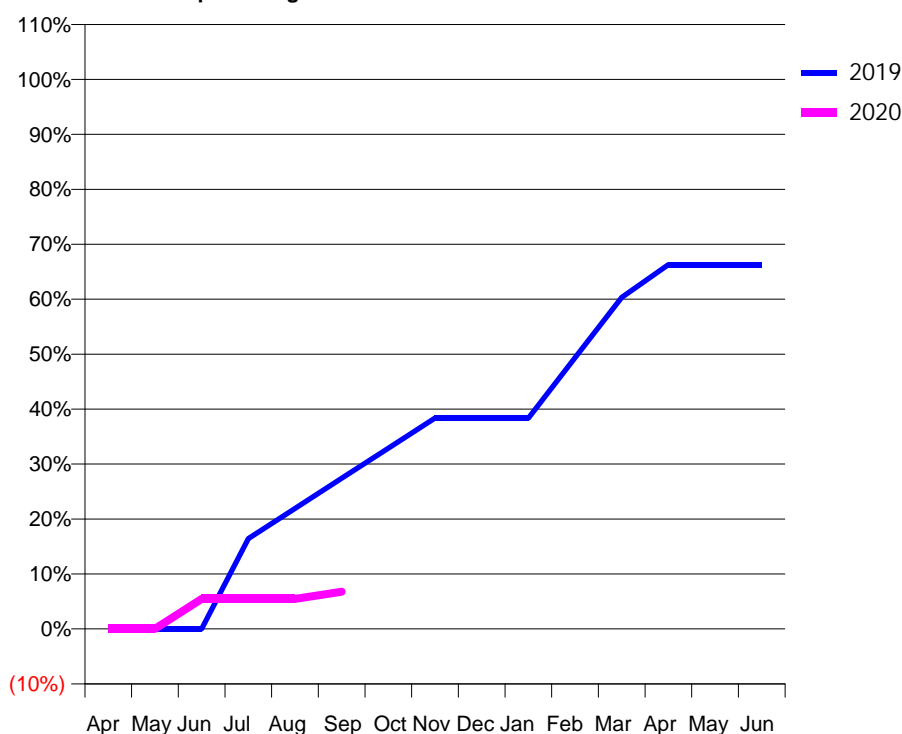
Q56 - Vital Signs Orthodontic At a Glance Contract Report for 101281/0058 - September 2019

| | | | |
|----------------------|-------------------------|---------------------------------------------|-------------|
| Name or company name | OASIS DENTAL CARE LTD | 19/20 Contracted general activity (UDA) | 17,430 |
| Contract type name | GDS Contract | Carry forward general activity (UDA) | 0 |
| Purpose of contract | General and Orthodontic | 19/20 Contracted orthodontic activity (UOA) | 383 |
| Contract start date | 01/04/2006 | Carry forward orthodontic activity (UOA) | 0 |
| Contract end date | | Baseline contract value | £434,356.64 |

| ACCESS | Contract | England and Wales |
|----------------------------------------------|----------|-------------------|
| 24 month ratio of assessments to patient IDs | 1.04 | 1.07 |

| ACTIVITY | Contract |
|-------------------------------------------------------------------------------------------|----------|
| Contract assess and fit appliances (case starts) as a percentage of Area Team case starts | 0.1 % |

Cumulative percentage of contracted UOA delivered 2019 & 2020



| Month | Adjusted Scheduled Activity (UOA) | | |
|-----------|-----------------------------------|------|------|
| | 2018 | 2019 | 2020 |
| April | 8 | 0 | 0 |
| May | 113 | 0 | 0 |
| June | 223 | 0 | 21 |
| July | 265 | 63 | 21 |
| August | 265 | 84 | 21 |
| September | 265 | 105 | 26 |
| October | 370 | 126 | |
| November | 370 | 147 | |
| December | 391 | 147 | |
| January | 412 | 147 | |
| February | 412 | 189 | |
| March | 412 | 231 | |
| April | 412 | 254 | |
| May | 412 | 254 | |
| June | 412 | 254 | |

QUANTITY METRICS (rolling 12 month period)

| | Contract Quantity | Contract Base Number | Contract * | Area Team | Region | England |
|----------------------------------------------------------------------------------|-------------------|----------------------|------------|-----------|--------|---------|
| % of all assessments that were assess and fit appliances (case starts) | 9 | 16 | 56.3% | 51.8% | 56.3% | 57.9% |
| % of all assessments that were assess and refuse | 2 | 16 | 12.5% | 14.3% | 11.8% | 12.4% |
| % of all assessments that were assess and review | 5 | 16 | 31.3% | 33.9% | 31.9% | 29.7% |
| % of case starts with a reported IOTN of 3 and Aesthetic Component of 5 or below | 0 | 9 | <i>N/A</i> | 0.1% | 0.2% | 0.1% |
| % of case starts with a reported IOTN of 3 and Aesthetic Component of 6 or above | 1 | 9 | 11.1% | 5.0% | 4.0% | 4.0% |
| % of case starts with a reported IOTN of 4 | 5 | 9 | 55.6% | 77.3% | 76.4% | 78.0% |
| % of case starts with a reported IOTN of 5 | 3 | 9 | 33.3% | 17.0% | 17.9% | 16.6 % |
| % of concluded courses in receipt of dual-arch fixed appliances | 0 | 0 | <i>N/A</i> | 75.1% | 70.6% | 74.0% |
| % of concluded courses where treatment was abandoned or discontinued | 0 | 0 | <i>N/A</i> | 9.4% | 9.8% | 8.5% |
| % of patients satisfied with the treatment they have received | 0 | 0 | <i>N/A</i> | 100.0% | 94.8% | 95.5% |

* Figures in italics indicate that the base number is less than 100.

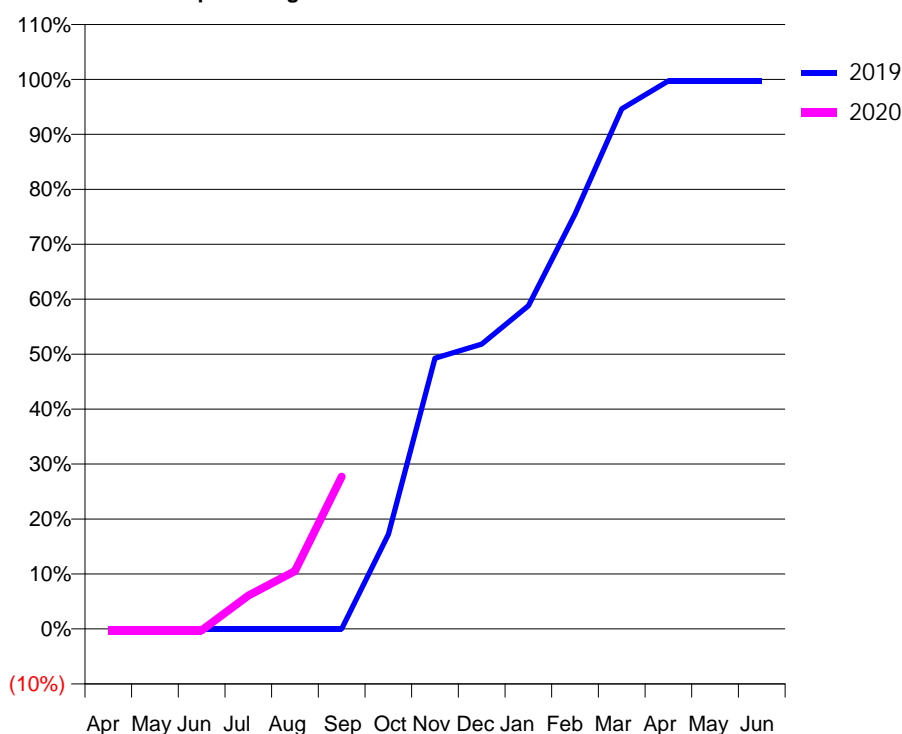
Q56 - Vital Signs Orthodontic At a Glance Contract Report for 101435/0114 - September 2019

| | | | |
|----------------------|-------------------------|---------------------------------------------|---------------|
| Name or company name | IDH Limited | 19/20 Contracted general activity (UDA) | 41,000 |
| Contract type name | GDS Contract | Carry forward general activity (UDA) | 0 |
| Purpose of contract | General and Orthodontic | 19/20 Contracted orthodontic activity (UOA) | 3,300 |
| Contract start date | 01/09/2008 | Carry forward orthodontic activity (UOA) | 9 |
| Contract end date | | Baseline contract value | £1,319,843.83 |

| ACCESS | Contract | England and Wales |
|----------------------------------------------|----------|-------------------|
| 24 month ratio of assessments to patient IDs | 1.00 | 1.07 |

| ACTIVITY | Contract |
|-------------------------------------------------------------------------------------------|----------|
| Contract assess and fit appliances (case starts) as a percentage of Area Team case starts | 2.3 % |

Cumulative percentage of contracted UOA delivered 2019 & 2020



| Month | Adjusted Scheduled Activity (UOA) | | |
|-----------|-----------------------------------|-------|------|
| | 2018 | 2019 | 2020 |
| April | 0 | 0 | -9 |
| May | 0 | 0 | -9 |
| June | 0 | 0 | -9 |
| July | 0 | 0 | 201 |
| August | 0 | 0 | 348 |
| September | 0 | 0 | 915 |
| October | 0 | 569 | |
| November | 0 | 1,626 | |
| December | 0 | 1,710 | |
| January | 0 | 1,941 | |
| February | 0 | 2,491 | |
| March | 0 | 3,123 | |
| April | 0 | 3,291 | |
| May | 0 | 3,291 | |
| June | 0 | 3,291 | |

QUANTITY METRICS (rolling 12 month period)

| | Contract Quantity | Contract Base Number | Contract * | Area Team | Region | England |
|----------------------------------------------------------------------------------|-------------------|----------------------|------------|-----------|--------|---------|
| % of all assessments that were assess and fit appliances (case starts) | 201 | 223 | 90.1% | 51.8% | 56.3% | 57.9% |
| % of all assessments that were assess and refuse | 0 | 223 | 0.0% | 14.3% | 11.8% | 12.4% |
| % of all assessments that were assess and review | 22 | 223 | 9.9% | 33.9% | 31.9% | 29.7% |
| % of case starts with a reported IOTN of 3 and Aesthetic Component of 5 or below | 0 | 201 | N/A | 0.1% | 0.2% | 0.1% |
| % of case starts with a reported IOTN of 3 and Aesthetic Component of 6 or above | 32 | 201 | 15.9% | 5.0% | 4.0% | 4.0% |
| % of case starts with a reported IOTN of 4 | 143 | 201 | 71.1% | 77.3% | 76.4% | 78.0% |
| % of case starts with a reported IOTN of 5 | 26 | 201 | 12.9% | 17.0% | 17.9% | 16.6 % |
| % of concluded courses in receipt of dual-arch fixed appliances | 0 | 0 | N/A | 75.1% | 70.6% | 74.0% |
| % of concluded courses where treatment was abandoned or discontinued | 0 | 0 | N/A | 9.4% | 9.8% | 8.5% |
| % of patients satisfied with the treatment they have received | 0 | 0 | N/A | 100.0% | 94.8% | 95.5% |

* Figures in italics indicate that the base number is less than 100.

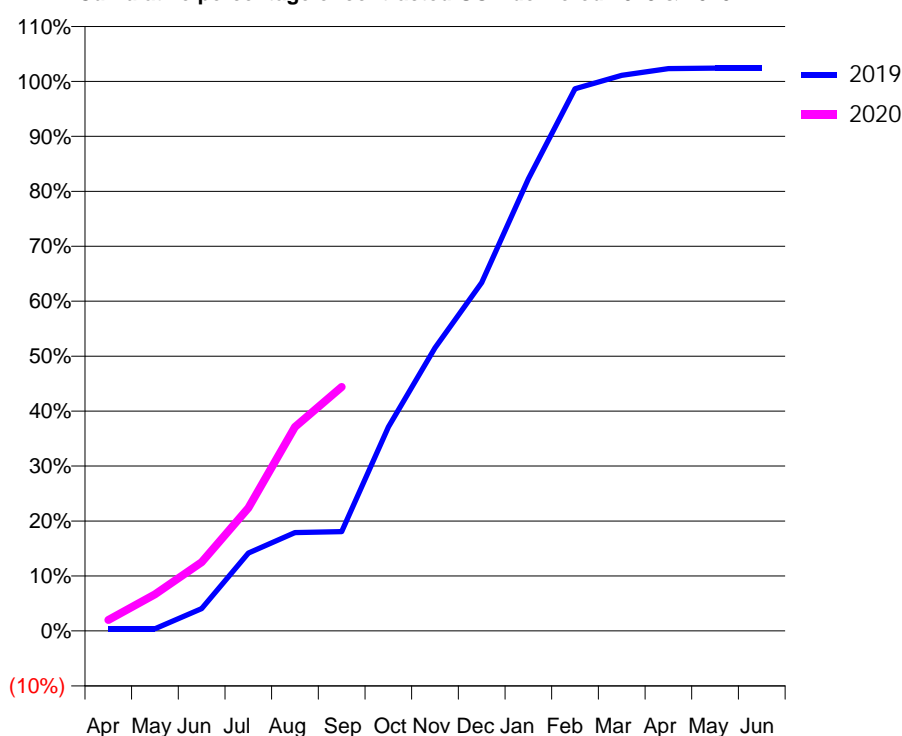
Q56 - Vital Signs Orthodontic At a Glance Contract Report for 103748/0001 - September 2019

| | | | |
|----------------------|-------------------------|---------------------------------------------|-------------|
| Name or company name | Zain Shamoan | 19/20 Contracted general activity (UDA) | 3,783 |
| Contract type name | GDS Contract | Carry forward general activity (UDA) | -76 |
| Purpose of contract | General and Orthodontic | 19/20 Contracted orthodontic activity (UOA) | 1,800 |
| Contract start date | 07/12/2015 | Carry forward orthodontic activity (UOA) | -36 |
| Contract end date | | Baseline contract value | £227,105.40 |

| ACCESS | Contract | England and Wales |
|----------------------------------------------|----------|-------------------|
| 24 month ratio of assessments to patient IDs | 1.06 | 1.07 |

| ACTIVITY | Contract |
|-------------------------------------------------------------------------------------------|----------|
| Contract assess and fit appliances (case starts) as a percentage of Area Team case starts | 1.2 % |

Cumulative percentage of contracted UOA delivered 2019 & 2020



| Month | Adjusted Scheduled Activity (UOA) | | |
|-----------|-----------------------------------|-------|------|
| | 2018 | 2019 | 2020 |
| April | 1 | 7 | 36 |
| May | 113 | 7 | 120 |
| June | 256 | 73 | 225 |
| July | 523 | 255 | 403 |
| August | 590 | 322 | 668 |
| September | 883 | 325 | 799 |
| October | 1,039 | 668 | |
| November | 1,246 | 927 | |
| December | 1,422 | 1,141 | |
| January | 1,723 | 1,481 | |
| February | 1,786 | 1,776 | |
| March | 1,807 | 1,820 | |
| April | 1,807 | 1,842 | |
| May | 1,807 | 1,843 | |
| June | 1,807 | 1,843 | |

QUANTITY METRICS (rolling 12 month period)

| | Contract Quantity | Contract Base Number | Contract * | Area Team | Region | England |
|----------------------------------------------------------------------------------|-------------------|----------------------|------------|-----------|--------|---------|
| % of all assessments that were assess and fit appliances (case starts) | 105 | 182 | 57.7% | 51.8% | 56.3% | 57.9% |
| % of all assessments that were assess and refuse | 23 | 182 | 12.6% | 14.3% | 11.8% | 12.4% |
| % of all assessments that were assess and review | 54 | 182 | 29.7% | 33.9% | 31.9% | 29.7% |
| % of case starts with a reported IOTN of 3 and Aesthetic Component of 5 or below | 1 | 105 | 1.0% | 0.1% | 0.2% | 0.1% |
| % of case starts with a reported IOTN of 3 and Aesthetic Component of 6 or above | 2 | 105 | 1.9% | 5.0% | 4.0% | 4.0% |
| % of case starts with a reported IOTN of 4 | 94 | 105 | 89.5% | 77.3% | 76.4% | 78.0% |
| % of case starts with a reported IOTN of 5 | 8 | 105 | 7.6% | 17.0% | 17.9% | 16.6 % |
| % of concluded courses in receipt of dual-arch fixed appliances | 14 | 40 | 35.0% | 75.1% | 70.6% | 74.0% |
| % of concluded courses where treatment was abandoned or discontinued | 11 | 40 | 27.5% | 9.4% | 9.8% | 8.5% |
| % of patients satisfied with the treatment they have received | 0 | 0 | N/A | 100.0% | 94.8% | 95.5% |

* Figures in italics indicate that the base number is less than 100.

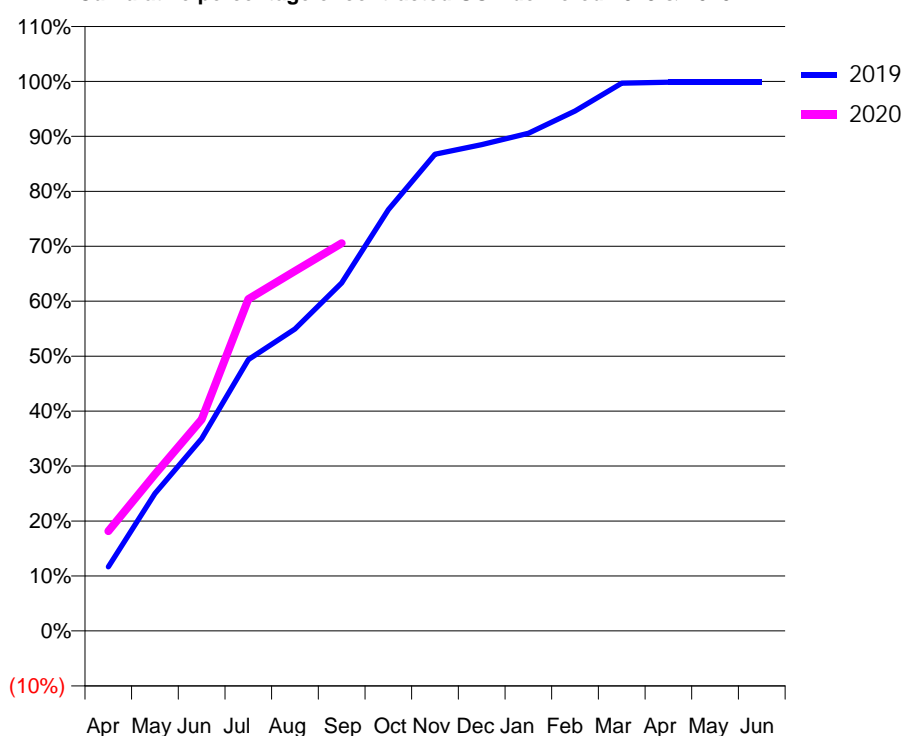
Q56 - Vital Signs Orthodontic At a Glance Contract Report for 105171/0001 - September 2019

| | | | |
|----------------------|-----------------------------|---------------------------------------------|-------------|
| Name or company name | Gentle Dental Practices Ltd | 19/20 Contracted general activity (UDA) | 13,759 |
| Contract type name | GDS Contract | Carry forward general activity (UDA) | 1,358 |
| Purpose of contract | General and Orthodontic | 19/20 Contracted orthodontic activity (UOA) | 1,260 |
| Contract start date | 01/06/2010 | Carry forward orthodontic activity (UOA) | 2 |
| Contract end date | | Baseline contract value | £419,409.42 |

| ACCESS | Contract | England and Wales |
|----------------------------------------------|----------|-------------------|
| 24 month ratio of assessments to patient IDs | 1.00 | 1.07 |

| ACTIVITY | Contract |
|-------------------------------------------------------------------------------------------|----------|
| Contract assess and fit appliances (case starts) as a percentage of Area Team case starts | 0.7 % |

Cumulative percentage of contracted UOA delivered 2019 & 2020



| Month | Adjusted Scheduled Activity (UOA) | | |
|-----------|-----------------------------------|-------|------|
| | 2018 | 2019 | 2020 |
| April | 116 | 147 | 229 |
| May | 347 | 315 | 359 |
| June | 497 | 441 | 485 |
| July | 709 | 622 | 761 |
| August | 793 | 692 | 825 |
| September | 920 | 798 | 889 |
| October | 1,047 | 966 | |
| November | 1,154 | 1,093 | |
| December | 1,238 | 1,115 | |
| January | 1,238 | 1,141 | |
| February | 1,238 | 1,192 | |
| March | 1,259 | 1,256 | |
| April | 1,259 | 1,258 | |
| May | 1,259 | 1,258 | |
| June | 1,259 | 1,258 | |

QUANTITY METRICS (rolling 12 month period)

| | Contract Quantity | Contract Base Number | Contract * | Area Team | Region | England |
|----------------------------------------------------------------------------------|-------------------|----------------------|------------|-----------|--------|---------|
| % of all assessments that were assess and fit appliances (case starts) | 63 | 91 | 69.2% | 51.8% | 56.3% | 57.9% |
| % of all assessments that were assess and refuse | 18 | 91 | 19.8% | 14.3% | 11.8% | 12.4% |
| % of all assessments that were assess and review | 10 | 91 | 11.0% | 33.9% | 31.9% | 29.7% |
| % of case starts with a reported IOTN of 3 and Aesthetic Component of 5 or below | 0 | 63 | <i>N/A</i> | 0.1% | 0.2% | 0.1% |
| % of case starts with a reported IOTN of 3 and Aesthetic Component of 6 or above | 1 | 63 | 1.6% | 5.0% | 4.0% | 4.0% |
| % of case starts with a reported IOTN of 4 | 52 | 63 | 82.5% | 77.3% | 76.4% | 78.0% |
| % of case starts with a reported IOTN of 5 | 10 | 63 | 15.9% | 17.0% | 17.9% | 16.6 % |
| % of concluded courses in receipt of dual-arch fixed appliances | 47 | 70 | 67.1% | 75.1% | 70.6% | 74.0% |
| % of concluded courses where treatment was abandoned or discontinued | 13 | 70 | 18.6% | 9.4% | 9.8% | 8.5% |
| % of patients satisfied with the treatment they have received | 0 | 0 | <i>N/A</i> | 100.0% | 94.8% | 95.5% |

* Figures in italics indicate that the base number is less than 100.

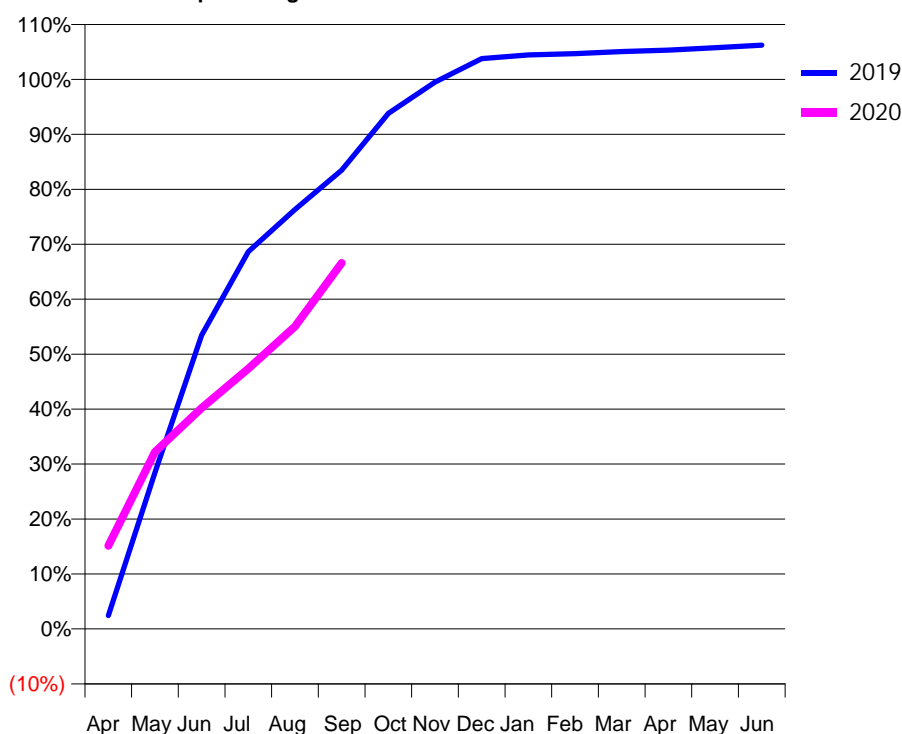
Q56 - Vital Signs Orthodontic At a Glance Contract Report for 116483/0001 - September 2019

| | | | |
|----------------------|-------------------------|---------------------------------------------|-------------|
| Name or company name | Mr Wadhvani & Mr Hirani | 19/20 Contracted general activity (UDA) | 0 |
| Contract type name | PDS Contract | Carry forward general activity (UDA) | 0 |
| Purpose of contract | Orthodontic | 19/20 Contracted orthodontic activity (UOA) | 4,800 |
| Contract start date | 01/04/2013 | Carry forward orthodontic activity (UOA) | -96 |
| Contract end date | 03/04/2020 | Baseline contract value | £308,486.12 |

| ACCESS | Contract | England and Wales |
|----------------------------------------------|----------|-------------------|
| 24 month ratio of assessments to patient IDs | 1.09 | 1.07 |

| ACTIVITY | Contract |
|-------------------------------------------------------------------------------------------|----------|
| Contract assess and fit appliances (case starts) as a percentage of Area Team case starts | 2.2 % |

Cumulative percentage of contracted UOA delivered 2019 & 2020



| Month | Adjusted Scheduled Activity (UOA) | | |
|-----------|-----------------------------------|-------|-------|
| | 2018 | 2019 | 2020 |
| April | 454 | 117 | 726 |
| May | 1,201 | 1,365 | 1,545 |
| June | 1,631 | 2,566 | 1,930 |
| July | 2,532 | 3,296 | 2,274 |
| August | 3,100 | 3,663 | 2,641 |
| September | 3,338 | 4,006 | 3,196 |
| October | 3,645 | 4,503 | |
| November | 4,119 | 4,775 | |
| December | 4,774 | 4,981 | |
| January | 4,899 | 5,014 | |
| February | 4,909 | 5,025 | |
| March | 4,926 | 5,043 | |
| April | 4,928 | 5,055 | |
| May | 4,950 | 5,077 | |
| June | 4,931 | 5,099 | |

QUANTITY METRICS (rolling 12 month period)

| | Contract Quantity | Contract Base Number | Contract * | Area Team | Region | England |
|----------------------------------------------------------------------------------|-------------------|----------------------|------------|-----------|--------|---------|
| % of all assessments that were assess and fit appliances (case starts) | 195 | 367 | 53.1% | 51.8% | 56.3% | 57.9% |
| % of all assessments that were assess and refuse | 52 | 367 | 14.2% | 14.3% | 11.8% | 12.4% |
| % of all assessments that were assess and review | 120 | 367 | 32.7% | 33.9% | 31.9% | 29.7% |
| % of case starts with a reported IOTN of 3 and Aesthetic Component of 5 or below | 0 | 195 | N/A | 0.1% | 0.2% | 0.1% |
| % of case starts with a reported IOTN of 3 and Aesthetic Component of 6 or above | 34 | 195 | 17.4% | 5.0% | 4.0% | 4.0% |
| % of case starts with a reported IOTN of 4 | 119 | 195 | 61.0% | 77.3% | 76.4% | 78.0% |
| % of case starts with a reported IOTN of 5 | 42 | 195 | 21.5% | 17.0% | 17.9% | 16.6 % |
| % of concluded courses in receipt of dual-arch fixed appliances | 58 | 272 | 21.3% | 75.1% | 70.6% | 74.0% |
| % of concluded courses where treatment was abandoned or discontinued | 27 | 272 | 9.9% | 9.4% | 9.8% | 8.5% |
| % of patients satisfied with the treatment they have received | 2 | 2 | 100.0% | 100.0% | 94.8% | 95.5% |

* Figures in italics indicate that the base number is less than 100.

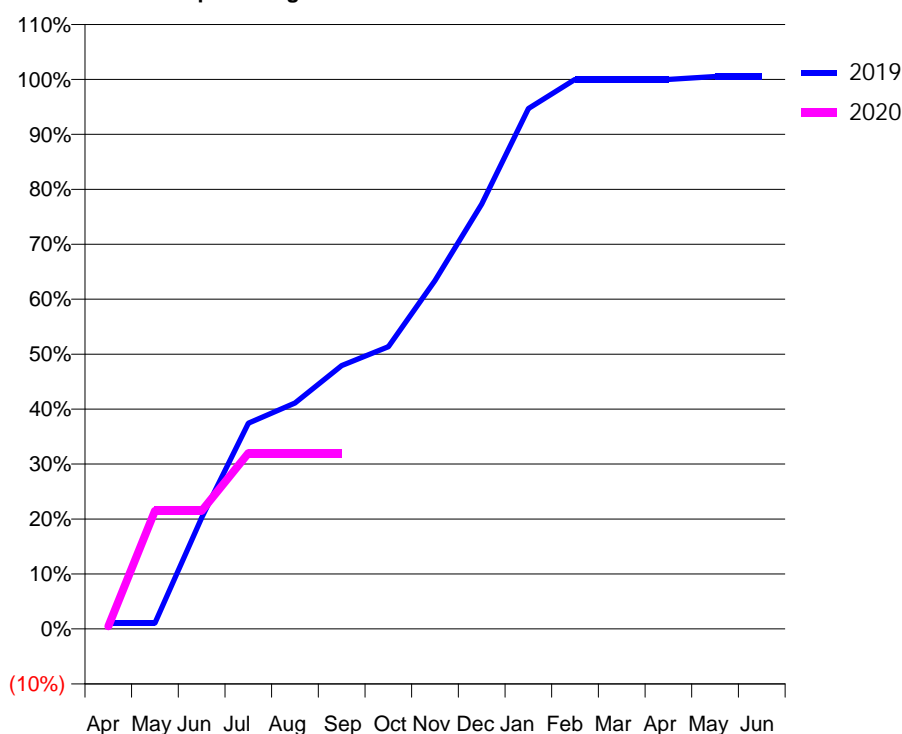
Q56 - Vital Signs Orthodontic At a Glance Contract Report for 116483/0002 - September 2019

| | | | |
|----------------------|-------------------------|---------------------------------------------|------------|
| Name or company name | Mr Wadhvani & Mr Hirani | 19/20 Contracted general activity (UDA) | 0 |
| Contract type name | PDS Contract | Carry forward general activity (UDA) | 0 |
| Purpose of contract | Orthodontic | 19/20 Contracted orthodontic activity (UOA) | 1,200 |
| Contract start date | 01/04/2013 | Carry forward orthodontic activity (UOA) | -6 |
| Contract end date | 03/04/2020 | Baseline contract value | £77,121.53 |

| ACCESS | Contract | England and Wales |
|----------------------------------------------|----------|-------------------|
| 24 month ratio of assessments to patient IDs | 1.07 | 1.07 |

| ACTIVITY | Contract |
|-------------------------------------------------------------------------------------------|----------|
| Contract assess and fit appliances (case starts) as a percentage of Area Team case starts | 0.6 % |

Cumulative percentage of contracted UOA delivered 2019 & 2020



| Month | Adjusted Scheduled Activity (UOA) | | |
|-----------|-----------------------------------|-------|------|
| | 2018 | 2019 | 2020 |
| April | -17 | 13 | 6 |
| May | 25 | 13 | 258 |
| June | 48 | 247 | 258 |
| July | 91 | 457 | 384 |
| August | 117 | 502 | 384 |
| September | 117 | 585 | 384 |
| October | 206 | 627 | |
| November | 270 | 774 | |
| December | 358 | 944 | |
| January | 529 | 1,156 | |
| February | 529 | 1,221 | |
| March | 809 | 1,221 | |
| April | 1,213 | 1,221 | |
| May | 1,213 | 1,227 | |
| June | 1,213 | 1,227 | |

QUANTITY METRICS (rolling 12 month period)

| | Contract Quantity | Contract Base Number | Contract * | Area Team | Region | England |
|----------------------------------------------------------------------------------|-------------------|----------------------|------------|-----------|--------|---------|
| % of all assessments that were assess and fit appliances (case starts) | 51 | 64 | 79.7% | 51.8% | 56.3% | 57.9% |
| % of all assessments that were assess and refuse | 4 | 64 | 6.3% | 14.3% | 11.8% | 12.4% |
| % of all assessments that were assess and review | 9 | 64 | 14.1% | 33.9% | 31.9% | 29.7% |
| % of case starts with a reported IOTN of 3 and Aesthetic Component of 5 or below | 0 | 51 | N/A | 0.1% | 0.2% | 0.1% |
| % of case starts with a reported IOTN of 3 and Aesthetic Component of 6 or above | 6 | 51 | 11.8% | 5.0% | 4.0% | 4.0% |
| % of case starts with a reported IOTN of 4 | 32 | 51 | 62.7% | 77.3% | 76.4% | 78.0% |
| % of case starts with a reported IOTN of 5 | 13 | 51 | 25.5% | 17.0% | 17.9% | 16.6 % |
| % of concluded courses in receipt of dual-arch fixed appliances | 0 | 34 | N/A | 75.1% | 70.6% | 74.0% |
| % of concluded courses where treatment was abandoned or discontinued | 5 | 34 | 14.7% | 9.4% | 9.8% | 8.5% |
| % of patients satisfied with the treatment they have received | 0 | 0 | N/A | 100.0% | 94.8% | 95.5% |

* Figures in italics indicate that the base number is less than 100.

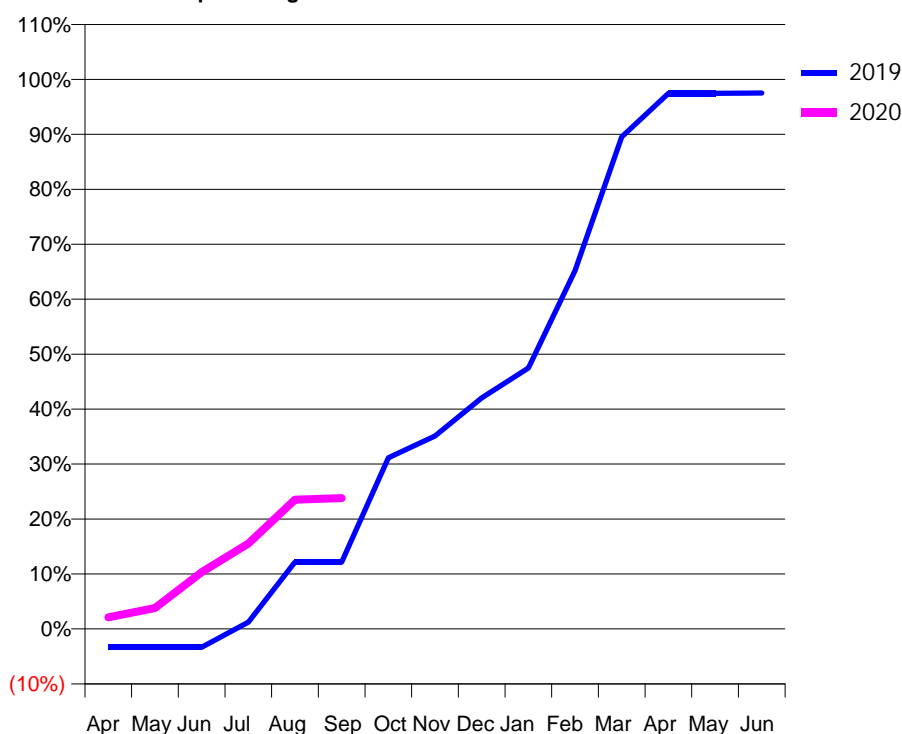
Q56 - Vital Signs Orthodontic At a Glance Contract Report for 117994/0002 - September 2019

| | | | |
|----------------------|-----------------------------|---------------------------------------------|------------|
| Name or company name | Wensleydale Dental Practice | 19/20 Contracted general activity (UDA) | 0 |
| Contract type name | PDS Contract | Carry forward general activity (UDA) | 0 |
| Purpose of contract | Orthodontic | 19/20 Contracted orthodontic activity (UOA) | 1,365 |
| Contract start date | 01/07/2011 | Carry forward orthodontic activity (UOA) | 34 |
| Contract end date | 03/04/2020 | Baseline contract value | £87,712.92 |

| ACCESS | Contract | England and Wales |
|----------------------------------------------|----------|-------------------|
| 24 month ratio of assessments to patient IDs | 1.03 | 1.07 |

| ACTIVITY | Contract |
|-------------------------------------------------------------------------------------------|----------|
| Contract assess and fit appliances (case starts) as a percentage of Area Team case starts | 0.8 % |

Cumulative percentage of contracted UOA delivered 2019 & 2020



| Month | Adjusted Scheduled Activity (UOA) | | |
|-----------|-----------------------------------|-------|------|
| | 2018 | 2019 | 2020 |
| April | -34 | -46 | 29 |
| May | 59 | -46 | 52 |
| June | 103 | -46 | 141 |
| July | 294 | 17 | 212 |
| August | 341 | 166 | 321 |
| September | 341 | 166 | 325 |
| October | 341 | 425 | |
| November | 362 | 479 | |
| December | 1,012 | 574 | |
| January | 1,310 | 648 | |
| February | 1,319 | 890 | |
| March | 1,319 | 1,222 | |
| April | 1,319 | 1,330 | |
| May | 1,319 | 1,330 | |
| June | 1,319 | 1,331 | |

QUANTITY METRICS (rolling 12 month period)

| | Contract Quantity | Contract Base Number | Contract * | Area Team | Region | England |
|----------------------------------------------------------------------------------|-------------------|----------------------|------------|-----------|--------|---------|
| % of all assessments that were assess and fit appliances (case starts) | 67 | 185 | 36.2% | 51.8% | 56.3% | 57.9% |
| % of all assessments that were assess and refuse | 76 | 185 | 41.1% | 14.3% | 11.8% | 12.4% |
| % of all assessments that were assess and review | 42 | 185 | 22.7% | 33.9% | 31.9% | 29.7% |
| % of case starts with a reported IOTN of 3 and Aesthetic Component of 5 or below | 0 | 67 | <i>N/A</i> | 0.1% | 0.2% | 0.1% |
| % of case starts with a reported IOTN of 3 and Aesthetic Component of 6 or above | 2 | 67 | 3.0% | 5.0% | 4.0% | 4.0% |
| % of case starts with a reported IOTN of 4 | 58 | 67 | 86.6% | 77.3% | 76.4% | 78.0% |
| % of case starts with a reported IOTN of 5 | 7 | 67 | 10.4% | 17.0% | 17.9% | 16.6 % |
| % of concluded courses in receipt of dual-arch fixed appliances | 0 | 55 | <i>N/A</i> | 75.1% | 70.6% | 74.0% |
| % of concluded courses where treatment was abandoned or discontinued | 15 | 55 | 27.3% | 9.4% | 9.8% | 8.5% |
| % of patients satisfied with the treatment they have received | 0 | 0 | <i>N/A</i> | 100.0% | 94.8% | 95.5% |

* Figures in italics indicate that the base number is less than 100.

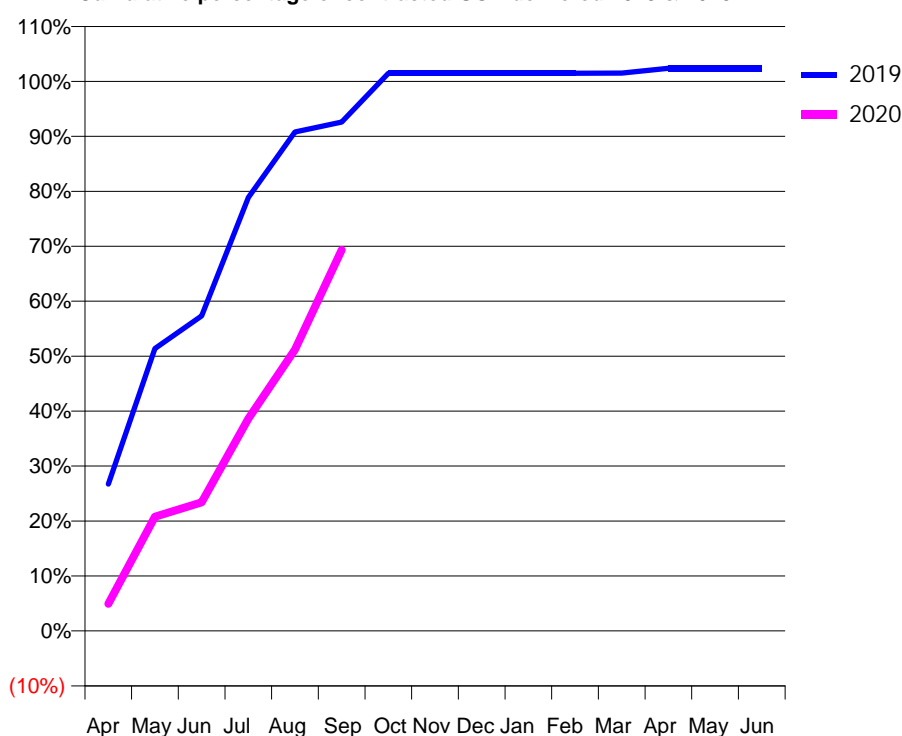
Q56 - Vital Signs Orthodontic At a Glance Contract Report for 118036/0001 - September 2019

| | | | |
|----------------------|-------------------------------------------|---------------------------------------------|---------------|
| Name or company name | DU TOIT & BURGER PARTNERSHIP (IPSWICH) LT | 19/20 Contracted general activity (UDA) | 42,501 |
| Contract type name | GDS Contract | Carry forward general activity (UDA) | 0 |
| Purpose of contract | General and Orthodontic | 19/20 Contracted orthodontic activity (UOA) | 7,184 |
| Contract start date | 01/04/2007 | Carry forward orthodontic activity (UOA) | -144 |
| Contract end date | | Baseline contract value | £1,489,680.12 |

| ACCESS | Contract | England and Wales |
|----------------------------------------------|----------|-------------------|
| 24 month ratio of assessments to patient IDs | 1.02 | 1.07 |

| ACTIVITY | Contract |
|-------------------------------------------------------------------------------------------|----------|
| Contract assess and fit appliances (case starts) as a percentage of Area Team case starts | 3.0 % |

Cumulative percentage of contracted UOA delivered 2019 & 2020



| Month | Adjusted Scheduled Activity (UOA) | | |
|-----------|-----------------------------------|-------|-------|
| | 2018 | 2019 | 2020 |
| April | 944 | 1,920 | 354 |
| May | 1,922 | 3,692 | 1,493 |
| June | 2,996 | 4,119 | 1,682 |
| July | 3,972 | 5,667 | 2,774 |
| August | 4,761 | 6,522 | 3,677 |
| September | 5,843 | 6,651 | 4,979 |
| October | 6,606 | 7,289 | |
| November | 6,992 | 7,290 | |
| December | 7,298 | 7,290 | |
| January | 7,302 | 7,290 | |
| February | 7,308 | 7,290 | |
| March | 7,312 | 7,292 | |
| April | 7,317 | 7,355 | |
| May | 7,319 | 7,355 | |
| June | 7,319 | 7,355 | |

QUANTITY METRICS (rolling 12 month period)

| | Contract Quantity | Contract Base Number | Contract * | Area Team | Region | England |
|----------------------------------------------------------------------------------|-------------------|----------------------|------------|-----------|--------|---------|
| % of all assessments that were assess and fit appliances (case starts) | 263 | 280 | 93.9% | 51.8% | 56.3% | 57.9% |
| % of all assessments that were assess and refuse | 8 | 280 | 2.9% | 14.3% | 11.8% | 12.4% |
| % of all assessments that were assess and review | 9 | 280 | 3.2% | 33.9% | 31.9% | 29.7% |
| % of case starts with a reported IOTN of 3 and Aesthetic Component of 5 or below | 0 | 263 | N/A | 0.1% | 0.2% | 0.1% |
| % of case starts with a reported IOTN of 3 and Aesthetic Component of 6 or above | 6 | 263 | 2.3% | 5.0% | 4.0% | 4.0% |
| % of case starts with a reported IOTN of 4 | 235 | 263 | 89.4% | 77.3% | 76.4% | 78.0% |
| % of case starts with a reported IOTN of 5 | 22 | 263 | 8.4% | 17.0% | 17.9% | 16.6 % |
| % of concluded courses in receipt of dual-arch fixed appliances | 311 | 421 | 73.9% | 75.1% | 70.6% | 74.0% |
| % of concluded courses where treatment was abandoned or discontinued | 21 | 421 | 5.0% | 9.4% | 9.8% | 8.5% |
| % of patients satisfied with the treatment they have received | 2 | 2 | 100.0% | 100.0% | 94.8% | 95.5% |

* Figures in italics indicate that the base number is less than 100.

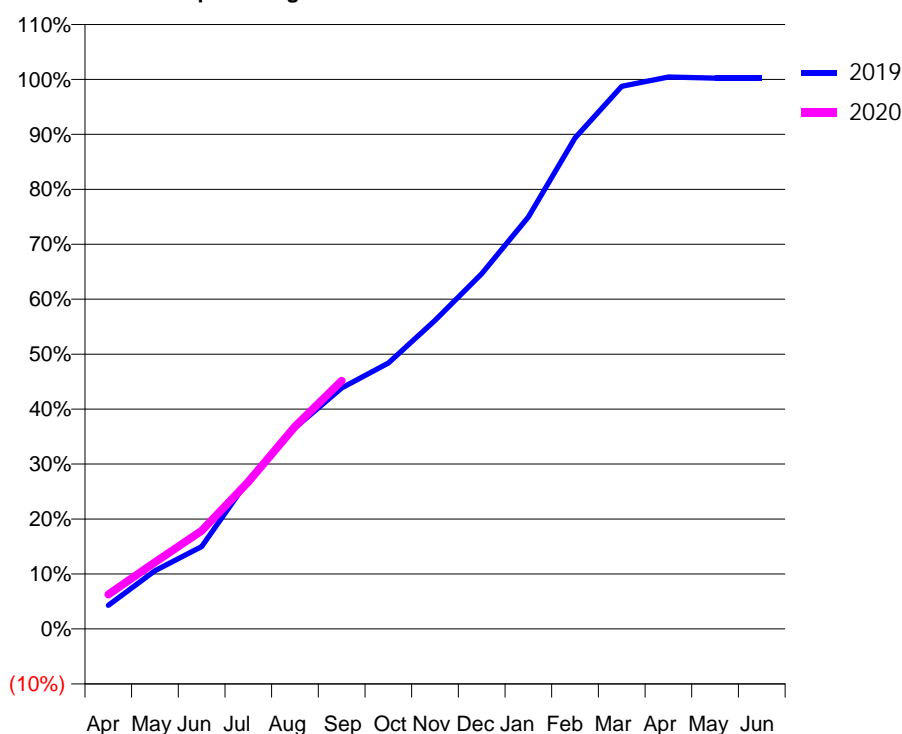
Q56 - Vital Signs Orthodontic At a Glance Contract Report for 122521/0001 - September 2019

| | | | |
|----------------------|--------------------|---------------------------------------------|-------------|
| Name or company name | Portman Healthcare | 19/20 Contracted general activity (UDA) | 0 |
| Contract type name | PDS Contract | Carry forward general activity (UDA) | 0 |
| Purpose of contract | Orthodontic | 19/20 Contracted orthodontic activity (UOA) | 11,474 |
| Contract start date | 01/04/2011 | Carry forward orthodontic activity (UOA) | -28 |
| Contract end date | 03/04/2020 | Baseline contract value | £715,971.05 |

| ACCESS | Contract | England and Wales |
|----------------------------------------------|----------|-------------------|
| 24 month ratio of assessments to patient IDs | 1.25 | 1.07 |

| ACTIVITY | Contract |
|-------------------------------------------------------------------------------------------|----------|
| Contract assess and fit appliances (case starts) as a percentage of Area Team case starts | 5.9 % |

Cumulative percentage of contracted UOA delivered 2019 & 2020



| Month | Adjusted Scheduled Activity (UOA) | | |
|-----------|-----------------------------------|--------|-------|
| | 2018 | 2019 | 2020 |
| April | 390 | 495 | 721 |
| May | 1,861 | 1,216 | 1,393 |
| June | 2,377 | 1,720 | 2,051 |
| July | 3,834 | 3,110 | 3,073 |
| August | 4,508 | 4,198 | 4,226 |
| September | 5,025 | 5,031 | 5,179 |
| October | 5,471 | 5,554 | |
| November | 6,460 | 6,442 | |
| December | 8,048 | 7,416 | |
| January | 8,843 | 8,602 | |
| February | 10,399 | 10,251 | |
| March | 11,243 | 11,327 | |
| April | 11,499 | 11,523 | |
| May | 11,499 | 11,502 | |
| June | 11,499 | 11,502 | |

QUANTITY METRICS (rolling 12 month period)

| | Contract Quantity | Contract Base Number | Contract * | Area Team | Region | England |
|----------------------------------------------------------------------------------|-------------------|----------------------|------------|-----------|--------|---------|
| % of all assessments that were assess and fit appliances (case starts) | 519 | 1,321 | 39.3% | 51.8% | 56.3% | 57.9% |
| % of all assessments that were assess and refuse | 151 | 1,321 | 11.4% | 14.3% | 11.8% | 12.4% |
| % of all assessments that were assess and review | 651 | 1,321 | 49.3% | 33.9% | 31.9% | 29.7% |
| % of case starts with a reported IOTN of 3 and Aesthetic Component of 5 or below | 0 | 519 | N/A | 0.1% | 0.2% | 0.1% |
| % of case starts with a reported IOTN of 3 and Aesthetic Component of 6 or above | 29 | 519 | 5.6% | 5.0% | 4.0% | 4.0% |
| % of case starts with a reported IOTN of 4 | 377 | 519 | 72.6% | 77.3% | 76.4% | 78.0% |
| % of case starts with a reported IOTN of 5 | 112 | 519 | 21.6% | 17.0% | 17.9% | 16.6 % |
| % of concluded courses in receipt of dual-arch fixed appliances | 334 | 450 | 74.2% | 75.1% | 70.6% | 74.0% |
| % of concluded courses where treatment was abandoned or discontinued | 14 | 450 | 3.1% | 9.4% | 9.8% | 8.5% |
| % of patients satisfied with the treatment they have received | 2 | 2 | 100.0% | 100.0% | 94.8% | 95.5% |

* Figures in italics indicate that the base number is less than 100.

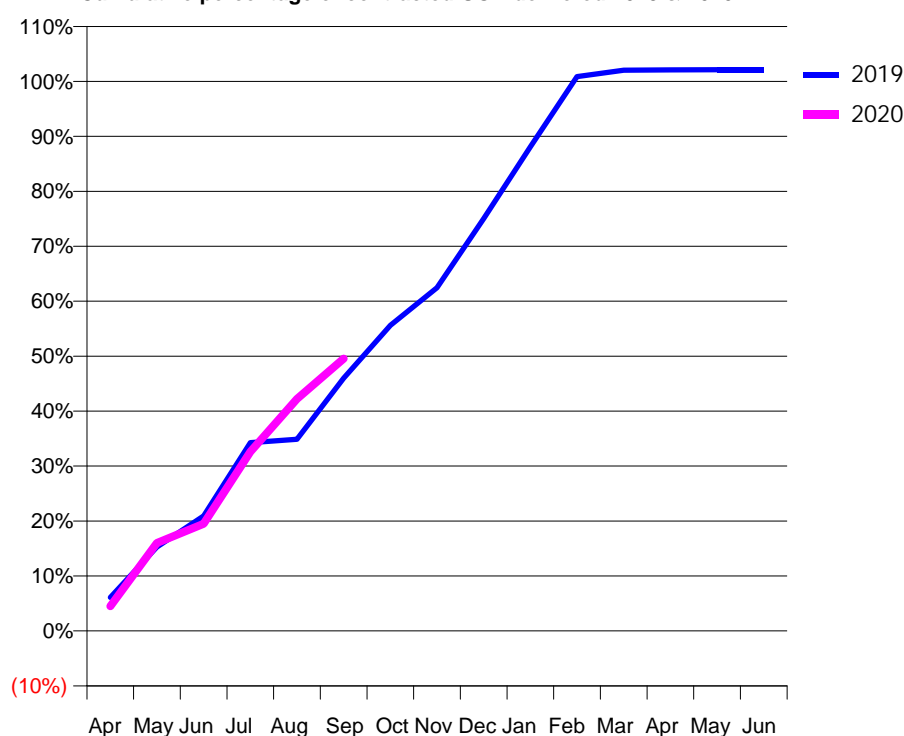
Q56 - Vital Signs Orthodontic At a Glance Contract Report for 123889/0001 - September 2019

| | | | |
|----------------------|---------------------|---------------------------------------------|-------------|
| Name or company name | Graham Best Limited | 19/20 Contracted general activity (UDA) | 0 |
| Contract type name | PDS Contract | Carry forward general activity (UDA) | 0 |
| Purpose of contract | Orthodontic | 19/20 Contracted orthodontic activity (UOA) | 4,200 |
| Contract start date | 01/06/2011 | Carry forward orthodontic activity (UOA) | -84 |
| Contract end date | 03/04/2020 | Baseline contract value | £261,297.59 |

| ACCESS | Contract | England and Wales |
|----------------------------------------------|----------|-------------------|
| 24 month ratio of assessments to patient IDs | 1.00 | 1.07 |

| ACTIVITY | Contract |
|-------------------------------------------------------------------------------------------|----------|
| Contract assess and fit appliances (case starts) as a percentage of Area Team case starts | 2.4 % |

Cumulative percentage of contracted UOA delivered 2019 & 2020



| Month | Adjusted Scheduled Activity (UOA) | | |
|-----------|-----------------------------------|-------|-------|
| | 2018 | 2019 | 2020 |
| April | 203 | 256 | 189 |
| May | 592 | 642 | 672 |
| June | 950 | 879 | 819 |
| July | 1,481 | 1,439 | 1,369 |
| August | 1,652 | 1,465 | 1,773 |
| September | 2,265 | 1,932 | 2,081 |
| October | 2,646 | 2,336 | |
| November | 3,009 | 2,623 | |
| December | 3,413 | 3,152 | |
| January | 3,754 | 3,700 | |
| February | 3,931 | 4,236 | |
| March | 4,104 | 4,285 | |
| April | 4,296 | 4,287 | |
| May | 4,297 | 4,288 | |
| June | 4,299 | 4,288 | |

QUANTITY METRICS (rolling 12 month period)

| | Contract Quantity | Contract Base Number | Contract * | Area Team | Region | England |
|----------------------------------------------------------------------------------|-------------------|----------------------|------------|-----------|--------|---------|
| % of all assessments that were assess and fit appliances (case starts) | 209 | 259 | 80.7% | 51.8% | 56.3% | 57.9% |
| % of all assessments that were assess and refuse | 42 | 259 | 16.2% | 14.3% | 11.8% | 12.4% |
| % of all assessments that were assess and review | 8 | 259 | 3.1% | 33.9% | 31.9% | 29.7% |
| % of case starts with a reported IOTN of 3 and Aesthetic Component of 5 or below | 0 | 209 | N/A | 0.1% | 0.2% | 0.1% |
| % of case starts with a reported IOTN of 3 and Aesthetic Component of 6 or above | 4 | 209 | 1.9% | 5.0% | 4.0% | 4.0% |
| % of case starts with a reported IOTN of 4 | 142 | 209 | 67.9% | 77.3% | 76.4% | 78.0% |
| % of case starts with a reported IOTN of 5 | 60 | 209 | 28.7% | 17.0% | 17.9% | 16.6 % |
| % of concluded courses in receipt of dual-arch fixed appliances | 117 | 143 | 81.8% | 75.1% | 70.6% | 74.0% |
| % of concluded courses where treatment was abandoned or discontinued | 8 | 143 | 5.6% | 9.4% | 9.8% | 8.5% |
| % of patients satisfied with the treatment they have received | 0 | 0 | N/A | 100.0% | 94.8% | 95.5% |

* Figures in italics indicate that the base number is less than 100.

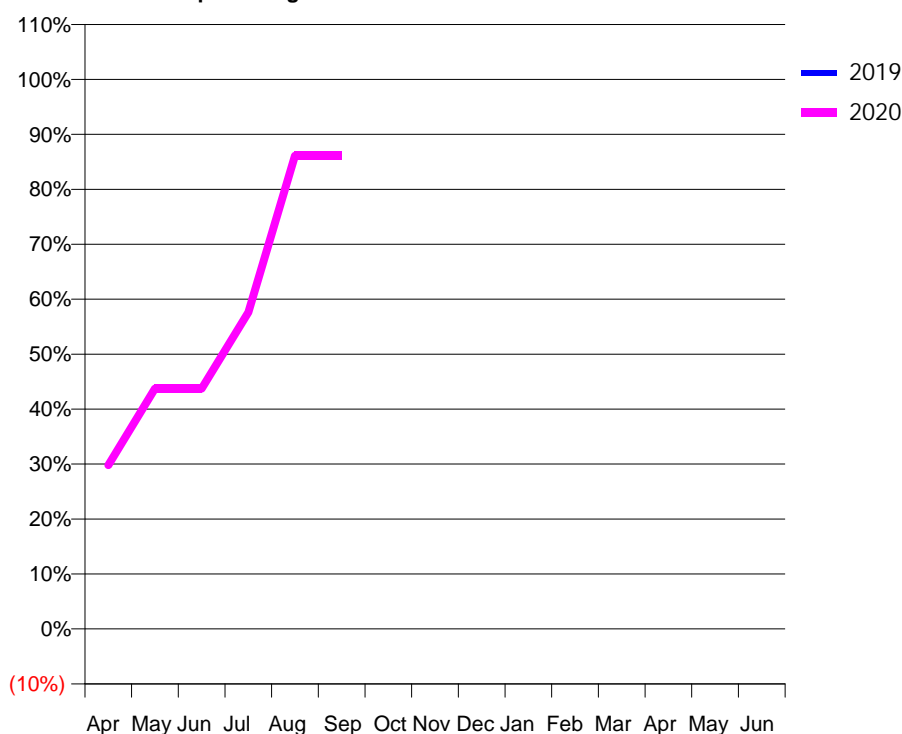
Q56 - Vital Signs Orthodontic At a Glance Contract Report for 124230/0001 - September 2019

| | | | |
|----------------------|-------------------------|---------------------------------------------|-------------|
| Name or company name | Kenneth Ng Surgery Ltd | 19/20 Contracted general activity (UDA) | 9,367 |
| Contract type name | GDS Contract | Carry forward general activity (UDA) | -15 |
| Purpose of contract | General and Orthodontic | 19/20 Contracted orthodontic activity (UOA) | 151 |
| Contract start date | 01/08/2008 | Carry forward orthodontic activity (UOA) | -3 |
| Contract end date | | Baseline contract value | £251,607.57 |

| ACCESS | Contract | England and Wales |
|----------------------------------------------|----------|-------------------|
| 24 month ratio of assessments to patient IDs | 1.18 | 1.07 |

| ACTIVITY | Contract |
|-------------------------------------------------------------------------------------------|----------|
| Contract assess and fit appliances (case starts) as a percentage of Area Team case starts | 0.1 % |

Cumulative percentage of contracted UOA delivered 2019 & 2020



| Month | Adjusted Scheduled Activity (UOA) | | |
|-----------|-----------------------------------|------|------|
| | 2018 | 2019 | 2020 |
| April | 1 | 1 | 45 |
| May | 24 | 1 | 66 |
| June | 46 | 2 | 66 |
| July | 50 | 3 | 87 |
| August | 98 | 7 | 130 |
| September | 99 | 7 | 130 |
| October | 120 | 7 | |
| November | 130 | 7 | |
| December | 175 | 7 | |
| January | 200 | 10 | |
| February | 203 | 10 | |
| March | 204 | 155 | |
| April | 207 | 155 | |
| May | 207 | 155 | |
| June | 207 | 155 | |

QUANTITY METRICS (rolling 12 month period)

| | Contract Quantity | Contract Base Number | Contract * | Area Team | Region | England |
|----------------------------------------------------------------------------------|-------------------|----------------------|------------|-----------|--------|---------|
| % of all assessments that were assess and fit appliances (case starts) | 13 | 17 | 76.5% | 51.8% | 56.3% | 57.9% |
| % of all assessments that were assess and refuse | 0 | 17 | 0.0% | 14.3% | 11.8% | 12.4% |
| % of all assessments that were assess and review | 4 | 17 | 23.5% | 33.9% | 31.9% | 29.7% |
| % of case starts with a reported IOTN of 3 and Aesthetic Component of 5 or below | 0 | 13 | N/A | 0.1% | 0.2% | 0.1% |
| % of case starts with a reported IOTN of 3 and Aesthetic Component of 6 or above | 0 | 13 | N/A | 5.0% | 4.0% | 4.0% |
| % of case starts with a reported IOTN of 4 | 11 | 13 | 84.6% | 77.3% | 76.4% | 78.0% |
| % of case starts with a reported IOTN of 5 | 2 | 13 | 15.4% | 17.0% | 17.9% | 16.6 % |
| % of concluded courses in receipt of dual-arch fixed appliances | 1 | 3 | 33.3% | 75.1% | 70.6% | 74.0% |
| % of concluded courses where treatment was abandoned or discontinued | 1 | 3 | 33.3% | 9.4% | 9.8% | 8.5% |
| % of patients satisfied with the treatment they have received | 0 | 0 | N/A | 100.0% | 94.8% | 95.5% |

* Figures in italics indicate that the base number is less than 100.

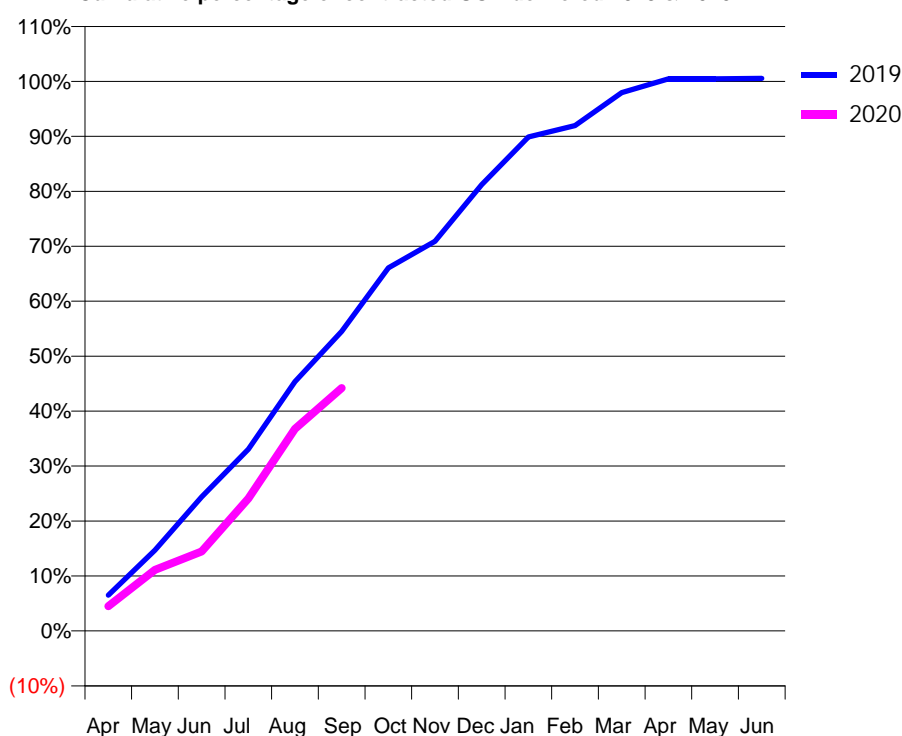
Q56 - Vital Signs Orthodontic At a Glance Contract Report for 132306/0001 - September 2019

| | | | |
|----------------------|---------------------|---------------------------------------------|---------------|
| Name or company name | Anglia Orthodontics | 19/20 Contracted general activity (UDA) | 0 |
| Contract type name | PDS Contract | Carry forward general activity (UDA) | 0 |
| Purpose of contract | Orthodontic | 19/20 Contracted orthodontic activity (UOA) | 20,512 |
| Contract start date | 01/04/2007 | Carry forward orthodontic activity (UOA) | -113 |
| Contract end date | 03/04/2020 | Baseline contract value | £1,318,264.04 |

| ACCESS | Contract | England and Wales |
|----------------------------------------------|----------|-------------------|
| 24 month ratio of assessments to patient IDs | 1.01 | 1.07 |

| ACTIVITY | Contract |
|-------------------------------------------------------------------------------------------|----------|
| Contract assess and fit appliances (case starts) as a percentage of Area Team case starts | 10.0 % |

Cumulative percentage of contracted UOA delivered 2019 & 2020



| Month | Adjusted Scheduled Activity (UOA) | | |
|-----------|-----------------------------------|--------|-------|
| | 2018 | 2019 | 2020 |
| April | 1,265 | 1,337 | 922 |
| May | 3,437 | 3,012 | 2,275 |
| June | 4,604 | 5,003 | 2,963 |
| July | 7,750 | 6,781 | 4,947 |
| August | 9,734 | 9,307 | 7,546 |
| September | 12,564 | 11,183 | 9,069 |
| October | 13,721 | 13,552 | |
| November | 15,438 | 14,543 | |
| December | 17,399 | 16,656 | |
| January | 19,181 | 18,436 | |
| February | 19,907 | 18,865 | |
| March | 20,479 | 20,090 | |
| April | 20,618 | 20,604 | |
| May | 20,618 | 20,604 | |
| June | 20,639 | 20,625 | |

QUANTITY METRICS (rolling 12 month period)

| | Contract Quantity | Contract Base Number | Contract * | Area Team | Region | England |
|----------------------------------------------------------------------------------|-------------------|----------------------|------------|-----------|--------|---------|
| % of all assessments that were assess and fit appliances (case starts) | 888 | 1,196 | 74.2% | 51.8% | 56.3% | 57.9% |
| % of all assessments that were assess and refuse | 281 | 1,196 | 23.5% | 14.3% | 11.8% | 12.4% |
| % of all assessments that were assess and review | 27 | 1,196 | 2.3% | 33.9% | 31.9% | 29.7% |
| % of case starts with a reported IOTN of 3 and Aesthetic Component of 5 or below | 0 | 888 | N/A | 0.1% | 0.2% | 0.1% |
| % of case starts with a reported IOTN of 3 and Aesthetic Component of 6 or above | 16 | 888 | 1.8% | 5.0% | 4.0% | 4.0% |
| % of case starts with a reported IOTN of 4 | 772 | 888 | 86.9% | 77.3% | 76.4% | 78.0% |
| % of case starts with a reported IOTN of 5 | 100 | 888 | 11.3% | 17.0% | 17.9% | 16.6 % |
| % of concluded courses in receipt of dual-arch fixed appliances | 696 | 776 | 89.7% | 75.1% | 70.6% | 74.0% |
| % of concluded courses where treatment was abandoned or discontinued | 57 | 776 | 7.3% | 9.4% | 9.8% | 8.5% |
| % of patients satisfied with the treatment they have received | 0 | 0 | N/A | 100.0% | 94.8% | 95.5% |

* Figures in italics indicate that the base number is less than 100.

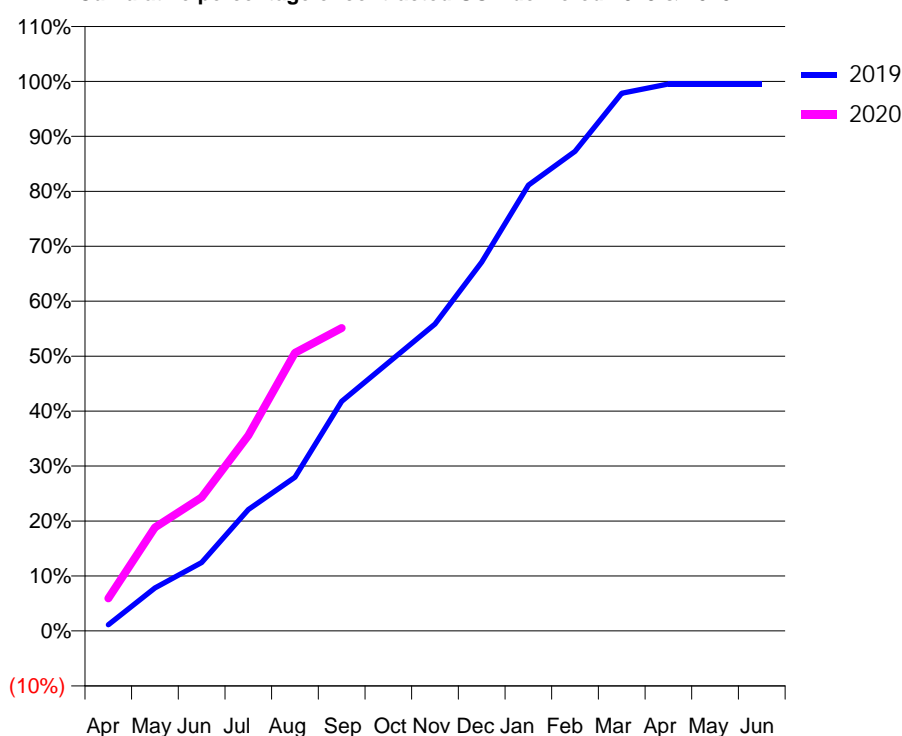
Q56 - Vital Signs Orthodontic At a Glance Contract Report for 132306/0003 - September 2019

| | | | |
|----------------------|---------------------|---------------------------------------------|-------------|
| Name or company name | Anglia Orthodontics | 19/20 Contracted general activity (UDA) | 0 |
| Contract type name | PDS Contract | Carry forward general activity (UDA) | 0 |
| Purpose of contract | Orthodontic | 19/20 Contracted orthodontic activity (UOA) | 5,128 |
| Contract start date | 01/04/2013 | Carry forward orthodontic activity (UOA) | -72 |
| Contract end date | 03/04/2020 | Baseline contract value | £329,566.00 |

| ACCESS | Contract | England and Wales |
|----------------------------------------------|----------|-------------------|
| 24 month ratio of assessments to patient IDs | 1.05 | 1.07 |

| ACTIVITY | Contract |
|-------------------------------------------------------------------------------------------|----------|
| Contract assess and fit appliances (case starts) as a percentage of Area Team case starts | 3.1 % |

Cumulative percentage of contracted UOA delivered 2019 & 2020



| Month | Adjusted Scheduled Activity (UOA) | | |
|-----------|-----------------------------------|-------|-------|
| | 2018 | 2019 | 2020 |
| April | 86 | 58 | 304 |
| May | 595 | 401 | 965 |
| June | 1,065 | 639 | 1,246 |
| July | 1,809 | 1,133 | 1,824 |
| August | 2,146 | 1,434 | 2,595 |
| September | 2,448 | 2,142 | 2,827 |
| October | 2,786 | 2,503 | |
| November | 3,082 | 2,864 | |
| December | 3,255 | 3,441 | |
| January | 3,899 | 4,159 | |
| February | 4,280 | 4,476 | |
| March | 4,786 | 5,017 | |
| April | 5,106 | 5,104 | |
| May | 5,106 | 5,104 | |
| June | 5,106 | 5,104 | |

QUANTITY METRICS (rolling 12 month period)

| | Contract Quantity | Contract Base Number | Contract * | Area Team | Region | England |
|----------------------------------------------------------------------------------|-------------------|----------------------|------------|-----------|--------|---------|
| % of all assessments that were assess and fit appliances (case starts) | 273 | 363 | 75.2% | 51.8% | 56.3% | 57.9% |
| % of all assessments that were assess and refuse | 54 | 363 | 14.9% | 14.3% | 11.8% | 12.4% |
| % of all assessments that were assess and review | 36 | 363 | 9.9% | 33.9% | 31.9% | 29.7% |
| % of case starts with a reported IOTN of 3 and Aesthetic Component of 5 or below | 0 | 273 | N/A | 0.1% | 0.2% | 0.1% |
| % of case starts with a reported IOTN of 3 and Aesthetic Component of 6 or above | 5 | 273 | 1.8% | 5.0% | 4.0% | 4.0% |
| % of case starts with a reported IOTN of 4 | 238 | 273 | 87.2% | 77.3% | 76.4% | 78.0% |
| % of case starts with a reported IOTN of 5 | 29 | 273 | 10.6% | 17.0% | 17.9% | 16.6 % |
| % of concluded courses in receipt of dual-arch fixed appliances | 167 | 185 | 90.3% | 75.1% | 70.6% | 74.0% |
| % of concluded courses where treatment was abandoned or discontinued | 12 | 185 | 6.5% | 9.4% | 9.8% | 8.5% |
| % of patients satisfied with the treatment they have received | 0 | 0 | N/A | 100.0% | 94.8% | 95.5% |

* Figures in italics indicate that the base number is less than 100.

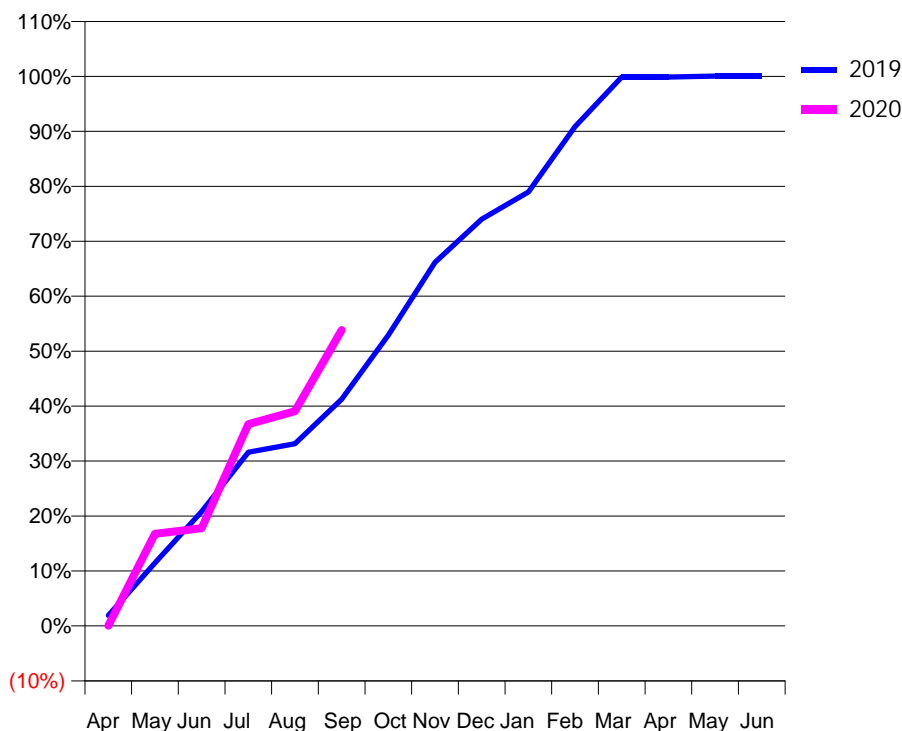
Q56 - Vital Signs Orthodontic At a Glance Contract Report for 133582/0001 - September 2019

| | | | |
|----------------------|-------------------------|---------------------------------------------|-------------|
| Name or company name | Dr Horan & Dr Simkiene | 19/20 Contracted general activity (UDA) | 15,998 |
| Contract type name | GDS Contract | Carry forward general activity (UDA) | 567 |
| Purpose of contract | General and Orthodontic | 19/20 Contracted orthodontic activity (UOA) | 4,054 |
| Contract start date | 01/05/2013 | Carry forward orthodontic activity (UOA) | -2 |
| Contract end date | | Baseline contract value | £617,501.24 |

| ACCESS | Contract | England and Wales |
|----------------------------------------------|----------|-------------------|
| 24 month ratio of assessments to patient IDs | 1.67 | 1.07 |

| ACTIVITY | Contract |
|-------------------------------------------------------------------------------------------|----------|
| Contract assess and fit appliances (case starts) as a percentage of Area Team case starts | 2.3 % |

Cumulative percentage of contracted UOA delivered 2019 & 2020



| Month | Adjusted Scheduled Activity (UOA) | | |
|-----------|-----------------------------------|-------|-------|
| | 2018 | 2019 | 2020 |
| April | -37 | 77 | 2 |
| May | 374 | 465 | 679 |
| June | 667 | 844 | 721 |
| July | 1,189 | 1,281 | 1,488 |
| August | 1,624 | 1,344 | 1,583 |
| September | 1,951 | 1,673 | 2,183 |
| October | 2,124 | 2,146 | |
| November | 2,343 | 2,682 | |
| December | 2,846 | 3,001 | |
| January | 2,846 | 3,201 | |
| February | 3,375 | 3,683 | |
| March | 3,988 | 4,049 | |
| April | 4,042 | 4,049 | |
| May | 4,300 | 4,056 | |
| June | 4,131 | 4,056 | |

QUANTITY METRICS (rolling 12 month period)

| | Contract Quantity | Contract Base Number | Contract * | Area Team | Region | England |
|----------------------------------------------------------------------------------|-------------------|----------------------|------------|-----------|--------|---------|
| % of all assessments that were assess and fit appliances (case starts) | 201 | 583 | 34.5% | 51.8% | 56.3% | 57.9% |
| % of all assessments that were assess and refuse | 10 | 583 | 1.7% | 14.3% | 11.8% | 12.4% |
| % of all assessments that were assess and review | 372 | 583 | 63.8% | 33.9% | 31.9% | 29.7% |
| % of case starts with a reported IOTN of 3 and Aesthetic Component of 5 or below | 0 | 201 | N/A | 0.1% | 0.2% | 0.1% |
| % of case starts with a reported IOTN of 3 and Aesthetic Component of 6 or above | 1 | 201 | 0.5% | 5.0% | 4.0% | 4.0% |
| % of case starts with a reported IOTN of 4 | 151 | 201 | 75.1% | 77.3% | 76.4% | 78.0% |
| % of case starts with a reported IOTN of 5 | 49 | 201 | 24.4% | 17.0% | 17.9% | 16.6 % |
| % of concluded courses in receipt of dual-arch fixed appliances | 112 | 163 | 68.7% | 75.1% | 70.6% | 74.0% |
| % of concluded courses where treatment was abandoned or discontinued | 47 | 163 | 28.8% | 9.4% | 9.8% | 8.5% |
| % of patients satisfied with the treatment they have received | 2 | 2 | 100.0% | 100.0% | 94.8% | 95.5% |

* Figures in italics indicate that the base number is less than 100.

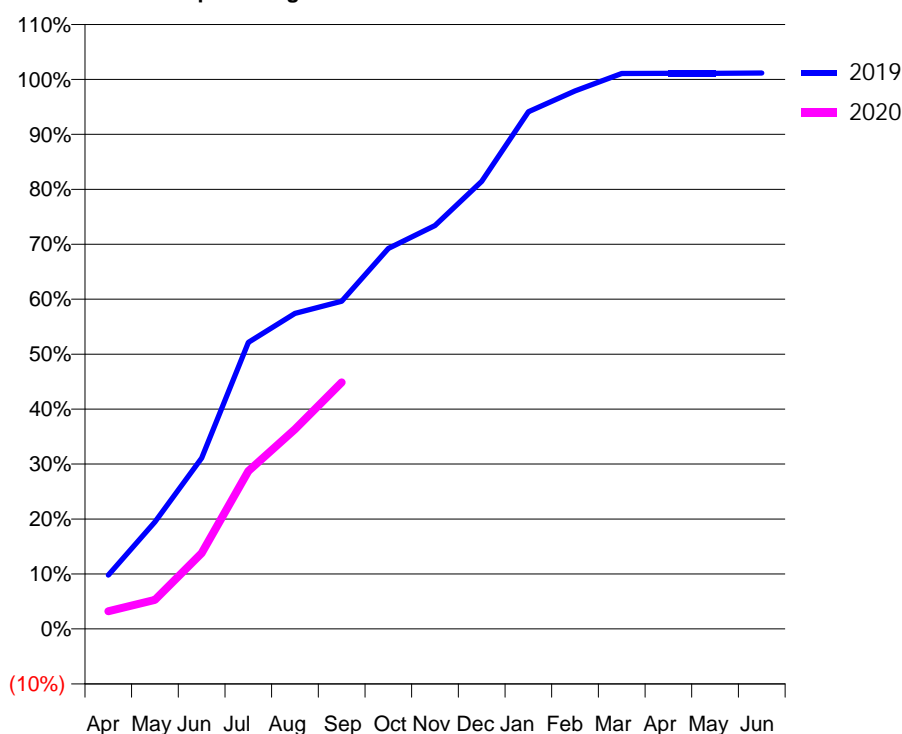
Q56 - Vital Signs Orthodontic At a Glance Contract Report for 157635/0001 - September 2019

| | | | |
|----------------------|--------------------------|---------------------------------------------|-------------|
| Name or company name | Friars Street Dental Ltd | 19/20 Contracted general activity (UDA) | 2,500 |
| Contract type name | GDS Contract | Carry forward general activity (UDA) | 0 |
| Purpose of contract | General and Orthodontic | 19/20 Contracted orthodontic activity (UOA) | 2,022 |
| Contract start date | 01/11/2015 | Carry forward orthodontic activity (UOA) | -23 |
| Contract end date | | Baseline contract value | £190,463.62 |

| ACCESS | Contract | England and Wales |
|----------------------------------------------|----------|-------------------|
| 24 month ratio of assessments to patient IDs | 1.02 | 1.07 |

| ACTIVITY | Contract |
|-------------------------------------------------------------------------------------------|----------|
| Contract assess and fit appliances (case starts) as a percentage of Area Team case starts | 0.9 % |

Cumulative percentage of contracted UOA delivered 2019 & 2020



| Month | Adjusted Scheduled Activity (UOA) | | |
|-----------|-----------------------------------|-------|------|
| | 2018 | 2019 | 2020 |
| April | 85 | 198 | 65 |
| May | 427 | 394 | 107 |
| June | 617 | 629 | 279 |
| July | 960 | 1,054 | 581 |
| August | 1,476 | 1,161 | 735 |
| September | 1,733 | 1,206 | 907 |
| October | 1,775 | 1,400 | |
| November | 1,926 | 1,484 | |
| December | 1,947 | 1,647 | |
| January | 1,949 | 1,903 | |
| February | 1,959 | 1,979 | |
| March | 1,959 | 2,043 | |
| April | 2,029 | 2,044 | |
| May | 2,029 | 2,044 | |
| June | 2,029 | 2,045 | |

QUANTITY METRICS (rolling 12 month period)

| | Contract Quantity | Contract Base Number | Contract * | Area Team | Region | England |
|----------------------------------------------------------------------------------|-------------------|----------------------|------------|-----------|--------|---------|
| % of all assessments that were assess and fit appliances (case starts) | 82 | 137 | 59.9% | 51.8% | 56.3% | 57.9% |
| % of all assessments that were assess and refuse | 24 | 137 | 17.5% | 14.3% | 11.8% | 12.4% |
| % of all assessments that were assess and review | 31 | 137 | 22.6% | 33.9% | 31.9% | 29.7% |
| % of case starts with a reported IOTN of 3 and Aesthetic Component of 5 or below | 0 | 82 | <i>N/A</i> | 0.1% | 0.2% | 0.1% |
| % of case starts with a reported IOTN of 3 and Aesthetic Component of 6 or above | 0 | 82 | <i>N/A</i> | 5.0% | 4.0% | 4.0% |
| % of case starts with a reported IOTN of 4 | 49 | 82 | 59.8% | 77.3% | 76.4% | 78.0% |
| % of case starts with a reported IOTN of 5 | 17 | 82 | 20.7% | 17.0% | 17.9% | 16.6 % |
| % of concluded courses in receipt of dual-arch fixed appliances | 0 | 61 | <i>N/A</i> | 75.1% | 70.6% | 74.0% |
| % of concluded courses where treatment was abandoned or discontinued | 1 | 61 | 1.6% | 9.4% | 9.8% | 8.5% |
| % of patients satisfied with the treatment they have received | 1 | 1 | 100.0% | 100.0% | 94.8% | 95.5% |

* Figures in italics indicate that the base number is less than 100.

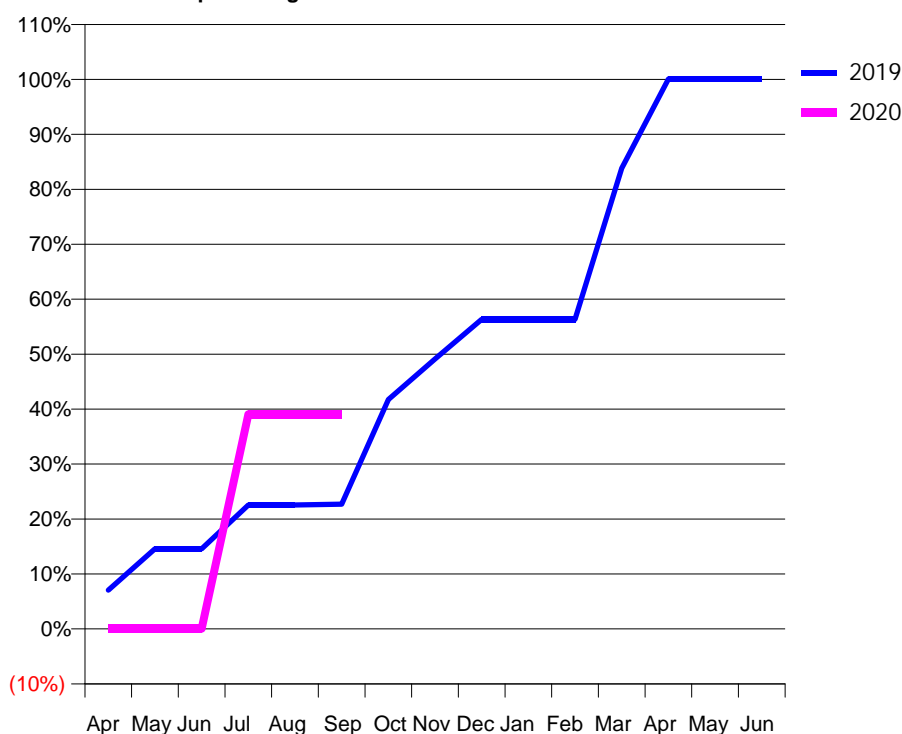
Q56 - Vital Signs Orthodontic At a Glance Contract Report for 157872/0001 - September 2019

| | | | |
|----------------------|-----------------------|---------------------------------------------|------------|
| Name or company name | St Marks Orthodontics | 19/20 Contracted general activity (UDA) | 0 |
| Contract type name | PDS Contract | Carry forward general activity (UDA) | 0 |
| Purpose of contract | Orthodontic | 19/20 Contracted orthodontic activity (UOA) | 1,454 |
| Contract start date | 19/08/2013 | Carry forward orthodontic activity (UOA) | -1 |
| Contract end date | 03/04/2020 | Baseline contract value | £90,991.43 |

| ACCESS | Contract | England and Wales |
|----------------------------------------------|----------|-------------------|
| 24 month ratio of assessments to patient IDs | 1.02 | 1.07 |

| ACTIVITY | Contract |
|-------------------------------------------------------------------------------------------|----------|
| Contract assess and fit appliances (case starts) as a percentage of Area Team case starts | 0.9 % |

Cumulative percentage of contracted UOA delivered 2019 & 2020



| Month | Adjusted Scheduled Activity (UOA) | | |
|-----------|-----------------------------------|-------|------|
| | 2018 | 2019 | 2020 |
| April | -30 | 103 | 1 |
| May | -30 | 212 | 1 |
| June | -30 | 212 | 1 |
| July | -30 | 328 | 568 |
| August | 62 | 328 | 568 |
| September | 62 | 330 | 568 |
| October | 62 | 607 | |
| November | 62 | 714 | |
| December | 62 | 819 | |
| January | 314 | 819 | |
| February | 314 | 819 | |
| March | 314 | 1,219 | |
| April | 1,359 | 1,455 | |
| May | 1,380 | 1,455 | |
| June | 1,380 | 1,455 | |

QUANTITY METRICS (rolling 12 month period)

| | Contract Quantity | Contract Base Number | Contract * | Area Team | Region | England |
|----------------------------------------------------------------------------------|-------------------|----------------------|------------|-----------|--------|---------|
| % of all assessments that were assess and fit appliances (case starts) | 80 | 93 | 86.0% | 51.8% | 56.3% | 57.9% |
| % of all assessments that were assess and refuse | 5 | 93 | 5.4% | 14.3% | 11.8% | 12.4% |
| % of all assessments that were assess and review | 8 | 93 | 8.6% | 33.9% | 31.9% | 29.7% |
| % of case starts with a reported IOTN of 3 and Aesthetic Component of 5 or below | 0 | 80 | N/A | 0.1% | 0.2% | 0.1% |
| % of case starts with a reported IOTN of 3 and Aesthetic Component of 6 or above | 9 | 80 | 11.3% | 5.0% | 4.0% | 4.0% |
| % of case starts with a reported IOTN of 4 | 59 | 80 | 73.8% | 77.3% | 76.4% | 78.0% |
| % of case starts with a reported IOTN of 5 | 12 | 80 | 15.0% | 17.0% | 17.9% | 16.6 % |
| % of concluded courses in receipt of dual-arch fixed appliances | 0 | 43 | N/A | 75.1% | 70.6% | 74.0% |
| % of concluded courses where treatment was abandoned or discontinued | 23 | 43 | 53.5% | 9.4% | 9.8% | 8.5% |
| % of patients satisfied with the treatment they have received | 0 | 0 | N/A | 100.0% | 94.8% | 95.5% |

* Figures in italics indicate that the base number is less than 100.

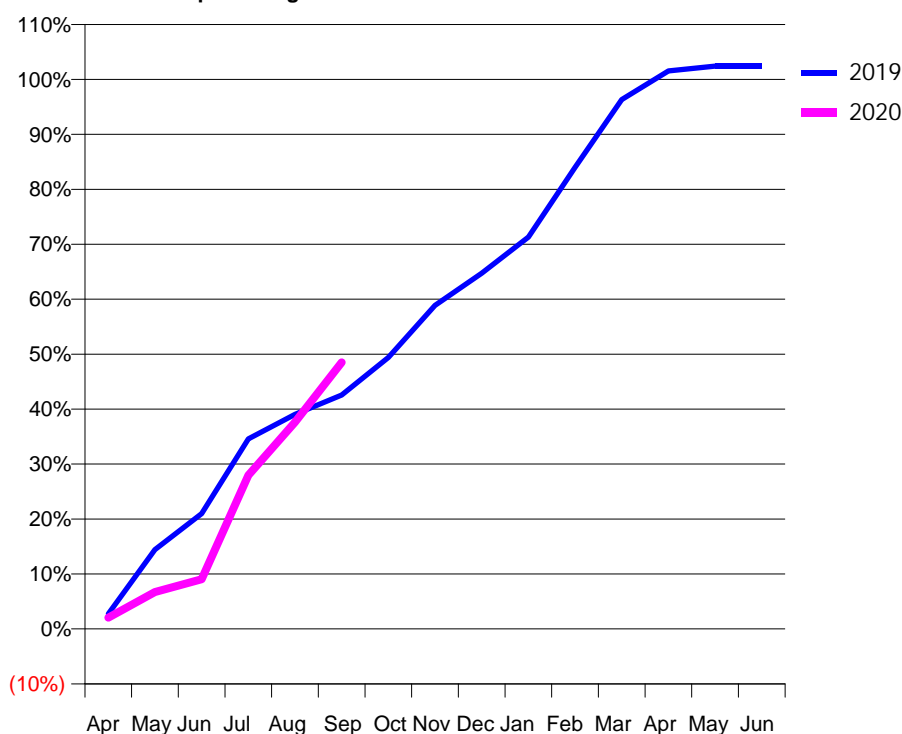
Q56 - Vital Signs Orthodontic At a Glance Contract Report for 163325/0001 - September 2019

| | | | |
|----------------------|------------------------------|---------------------------------------------|-------------|
| Name or company name | Campbell Huber Orthodontists | 19/20 Contracted general activity (UDA) | 0 |
| Contract type name | PDS Contract | Carry forward general activity (UDA) | 0 |
| Purpose of contract | Orthodontic | 19/20 Contracted orthodontic activity (UOA) | 5,222 |
| Contract start date | 01/04/2009 | Carry forward orthodontic activity (UOA) | -97 |
| Contract end date | 03/04/2020 | Baseline contract value | £329,384.33 |

| ACCESS | Contract | England and Wales |
|----------------------------------------------|----------|-------------------|
| 24 month ratio of assessments to patient IDs | 1.24 | 1.07 |

| ACTIVITY | Contract |
|-------------------------------------------------------------------------------------------|----------|
| Contract assess and fit appliances (case starts) as a percentage of Area Team case starts | 2.7 % |

Cumulative percentage of contracted UOA delivered 2019 & 2020



| Month | Adjusted Scheduled Activity (UOA) | | |
|-----------|-----------------------------------|-------|-------|
| | 2018 | 2019 | 2020 |
| April | 75 | 132 | 107 |
| May | 312 | 690 | 350 |
| June | 504 | 1,003 | 472 |
| July | 724 | 1,654 | 1,460 |
| August | 1,022 | 1,866 | 1,965 |
| September | 1,468 | 2,036 | 2,532 |
| October | 1,897 | 2,362 | |
| November | 2,307 | 2,815 | |
| December | 3,070 | 3,095 | |
| January | 3,587 | 3,409 | |
| February | 4,119 | 4,015 | |
| March | 4,639 | 4,606 | |
| April | 4,828 | 4,855 | |
| May | 4,828 | 4,897 | |
| June | 4,828 | 4,897 | |

QUANTITY METRICS (rolling 12 month period)

| | Contract Quantity | Contract Base Number | Contract * | Area Team | Region | England |
|----------------------------------------------------------------------------------|-------------------|----------------------|------------|-----------|--------|---------|
| % of all assessments that were assess and fit appliances (case starts) | 237 | 613 | 38.7% | 51.8% | 56.3% | 57.9% |
| % of all assessments that were assess and refuse | 127 | 613 | 20.7% | 14.3% | 11.8% | 12.4% |
| % of all assessments that were assess and review | 249 | 613 | 40.6% | 33.9% | 31.9% | 29.7% |
| % of case starts with a reported IOTN of 3 and Aesthetic Component of 5 or below | 0 | 237 | N/A | 0.1% | 0.2% | 0.1% |
| % of case starts with a reported IOTN of 3 and Aesthetic Component of 6 or above | 49 | 237 | 20.7% | 5.0% | 4.0% | 4.0% |
| % of case starts with a reported IOTN of 4 | 145 | 237 | 61.2% | 77.3% | 76.4% | 78.0% |
| % of case starts with a reported IOTN of 5 | 43 | 237 | 18.1% | 17.0% | 17.9% | 16.6 % |
| % of concluded courses in receipt of dual-arch fixed appliances | 309 | 355 | 87.0% | 75.1% | 70.6% | 74.0% |
| % of concluded courses where treatment was abandoned or discontinued | 19 | 355 | 5.4% | 9.4% | 9.8% | 8.5% |
| % of patients satisfied with the treatment they have received | 0 | 0 | N/A | 100.0% | 94.8% | 95.5% |

* Figures in italics indicate that the base number is less than 100.

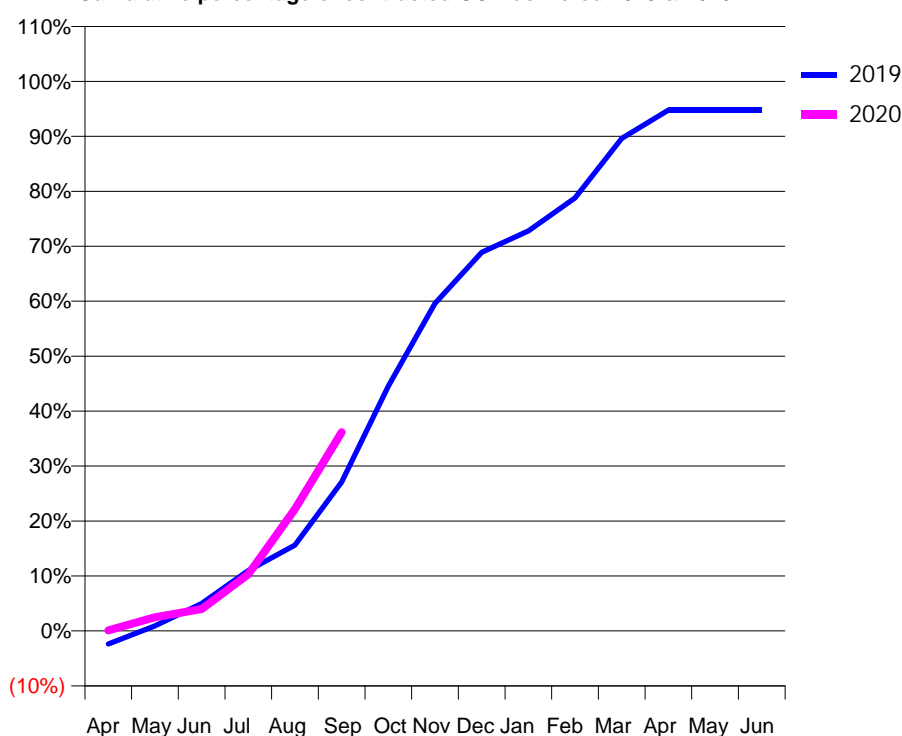
Q56 - Vital Signs Orthodontic At a Glance Contract Report for 163325/0002 - September 2019

| | | | |
|----------------------|------------------------------|---------------------------------------------|-------------|
| Name or company name | Campbell Huber Orthodontists | 19/20 Contracted general activity (UDA) | 0 |
| Contract type name | PDS Contract | Carry forward general activity (UDA) | 0 |
| Purpose of contract | Orthodontic | 19/20 Contracted orthodontic activity (UOA) | 4,075 |
| Contract start date | 01/09/2009 | Carry forward orthodontic activity (UOA) | 0 |
| Contract end date | 03/04/2020 | Baseline contract value | £271,421.69 |

| ACCESS | Contract | England and Wales |
|----------------------------------------------|----------|-------------------|
| 24 month ratio of assessments to patient IDs | 1.20 | 1.07 |

| ACTIVITY | Contract |
|-------------------------------------------------------------------------------------------|----------|
| Contract assess and fit appliances (case starts) as a percentage of Area Team case starts | 2.1 % |

Cumulative percentage of contracted UOA delivered 2019 & 2020



| Month | Adjusted Scheduled Activity (UOA) | | |
|-----------|-----------------------------------|-------|-------|
| | 2018 | 2019 | 2020 |
| April | 23 | -97 | 4 |
| May | 116 | 38 | 101 |
| June | 347 | 204 | 163 |
| July | 695 | 448 | 421 |
| August | 935 | 637 | 904 |
| September | 1,238 | 1,104 | 1,474 |
| October | 1,598 | 1,816 | |
| November | 2,089 | 2,429 | |
| December | 2,447 | 2,807 | |
| January | 2,705 | 2,966 | |
| February | 3,208 | 3,210 | |
| March | 3,759 | 3,652 | |
| April | 3,966 | 3,862 | |
| May | 3,966 | 3,862 | |
| June | 3,966 | 3,862 | |

QUANTITY METRICS (rolling 12 month period)

| | Contract Quantity | Contract Base Number | Contract * | Area Team | Region | England |
|----------------------------------------------------------------------------------|-------------------|----------------------|------------|-----------|--------|---------|
| % of all assessments that were assess and fit appliances (case starts) | 188 | 493 | 38.1% | 51.8% | 56.3% | 57.9% |
| % of all assessments that were assess and refuse | 86 | 493 | 17.4% | 14.3% | 11.8% | 12.4% |
| % of all assessments that were assess and review | 219 | 493 | 44.4% | 33.9% | 31.9% | 29.7% |
| % of case starts with a reported IOTN of 3 and Aesthetic Component of 5 or below | 1 | 188 | 0.5% | 0.1% | 0.2% | 0.1% |
| % of case starts with a reported IOTN of 3 and Aesthetic Component of 6 or above | 50 | 188 | 26.6% | 5.0% | 4.0% | 4.0% |
| % of case starts with a reported IOTN of 4 | 110 | 188 | 58.5% | 77.3% | 76.4% | 78.0% |
| % of case starts with a reported IOTN of 5 | 26 | 188 | 13.8% | 17.0% | 17.9% | 16.6 % |
| % of concluded courses in receipt of dual-arch fixed appliances | 80 | 94 | 85.1% | 75.1% | 70.6% | 74.0% |
| % of concluded courses where treatment was abandoned or discontinued | 10 | 94 | 10.6% | 9.4% | 9.8% | 8.5% |
| % of patients satisfied with the treatment they have received | 0 | 0 | N/A | 100.0% | 94.8% | 95.5% |

* Figures in italics indicate that the base number is less than 100.

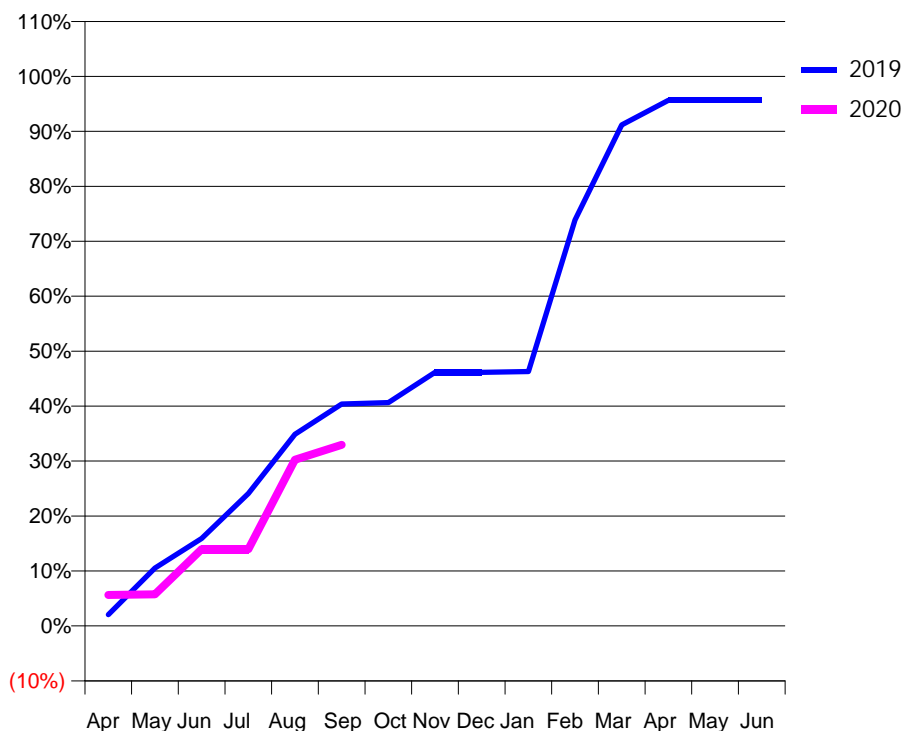
Q56 - Vital Signs Orthodontic At a Glance Contract Report for 168289/0001 - September 2019

| | | | |
|----------------------|--------------------------------|---------------------------------------------|------------|
| Name or company name | Mr Wolkenstein & Ms L Lucchesi | 19/20 Contracted general activity (UDA) | 0 |
| Contract type name | PDS Contract | Carry forward general activity (UDA) | 0 |
| Purpose of contract | Orthodontic | 19/20 Contracted orthodontic activity (UOA) | 780 |
| Contract start date | 01/04/2013 | Carry forward orthodontic activity (UOA) | 0 |
| Contract end date | 03/04/2020 | Baseline contract value | £50,128.98 |

| ACCESS | Contract | England and Wales |
|----------------------------------------------|----------|-------------------|
| 24 month ratio of assessments to patient IDs | 1.11 | 1.07 |

| ACTIVITY | Contract |
|-------------------------------------------------------------------------------------------|----------|
| Contract assess and fit appliances (case starts) as a percentage of Area Team case starts | 0.3 % |

Cumulative percentage of contracted UOA delivered 2019 & 2020



| Month | Adjusted Scheduled Activity (UOA) | | |
|-----------|-----------------------------------|------|------|
| | 2018 | 2019 | 2020 |
| April | 19 | 16 | 44 |
| May | 61 | 82 | 45 |
| June | 145 | 124 | 109 |
| July | 210 | 188 | 109 |
| August | 274 | 272 | 236 |
| September | 296 | 315 | 257 |
| October | 381 | 317 | |
| November | 448 | 360 | |
| December | 553 | 360 | |
| January | 637 | 361 | |
| February | 658 | 576 | |
| March | 805 | 711 | |
| April | 805 | 746 | |
| May | 805 | 746 | |
| June | 805 | 746 | |

QUANTITY METRICS (rolling 12 month period)

| | Contract Quantity | Contract Base Number | Contract * | Area Team | Region | England |
|----------------------------------------------------------------------------------|-------------------|----------------------|------------|-----------|--------|---------|
| % of all assessments that were assess and fit appliances (case starts) | 31 | 68 | 45.6% | 51.8% | 56.3% | 57.9% |
| % of all assessments that were assess and refuse | 1 | 68 | 1.5% | 14.3% | 11.8% | 12.4% |
| % of all assessments that were assess and review | 36 | 68 | 52.9% | 33.9% | 31.9% | 29.7% |
| % of case starts with a reported IOTN of 3 and Aesthetic Component of 5 or below | 0 | 31 | N/A | 0.1% | 0.2% | 0.1% |
| % of case starts with a reported IOTN of 3 and Aesthetic Component of 6 or above | 0 | 31 | N/A | 5.0% | 4.0% | 4.0% |
| % of case starts with a reported IOTN of 4 | 25 | 31 | 80.6% | 77.3% | 76.4% | 78.0% |
| % of case starts with a reported IOTN of 5 | 6 | 31 | 19.4% | 17.0% | 17.9% | 16.6% |
| % of concluded courses in receipt of dual-arch fixed appliances | 12 | 13 | 92.3% | 75.1% | 70.6% | 74.0% |
| % of concluded courses where treatment was abandoned or discontinued | 0 | 13 | 0.0% | 9.4% | 9.8% | 8.5% |
| % of patients satisfied with the treatment they have received | 1 | 1 | 100.0% | 100.0% | 94.8% | 95.5% |

* Figures in italics indicate that the base number is less than 100.

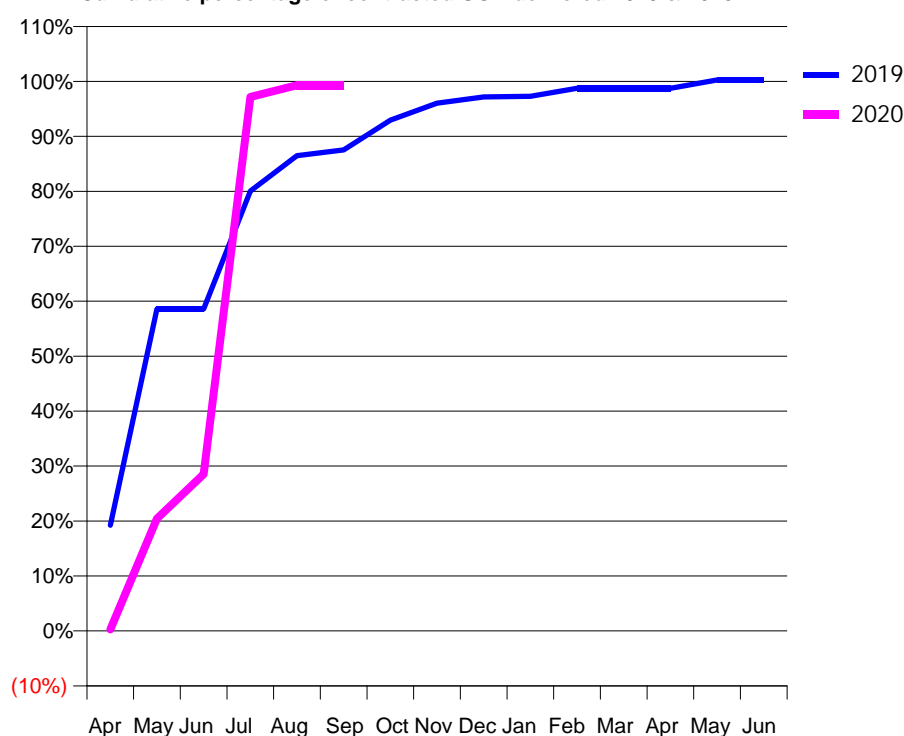
Q56 - Vital Signs Orthodontic At a Glance Contract Report for 169501/0001 - September 2019

| | | | |
|----------------------|-----------------|---------------------------------------------|-------------|
| Name or company name | Orthoactive Ltd | 19/20 Contracted general activity (UDA) | 0 |
| Contract type name | PDS Contract | Carry forward general activity (UDA) | 0 |
| Purpose of contract | Orthodontic | 19/20 Contracted orthodontic activity (UOA) | 2,954 |
| Contract start date | 01/04/2011 | Carry forward orthodontic activity (UOA) | -8 |
| Contract end date | 03/04/2020 | Baseline contract value | £180,495.60 |

| ACCESS | Contract | England and Wales |
|----------------------------------------------|----------|-------------------|
| 24 month ratio of assessments to patient IDs | 1.04 | 1.07 |

| ACTIVITY | Contract |
|-------------------------------------------------------------------------------------------|----------|
| Contract assess and fit appliances (case starts) as a percentage of Area Team case starts | 1.7 % |

Cumulative percentage of contracted UOA delivered 2019 & 2020



| Month | Adjusted Scheduled Activity (UOA) | | |
|-----------|-----------------------------------|-------|-------|
| | 2018 | 2019 | 2020 |
| April | 0 | 576 | 8 |
| May | 1,068 | 1,755 | 604 |
| June | 1,133 | 1,755 | 843 |
| July | 1,627 | 2,398 | 2,870 |
| August | 1,718 | 2,591 | 2,933 |
| September | 1,911 | 2,622 | 2,933 |
| October | 2,490 | 2,784 | |
| November | 2,651 | 2,877 | |
| December | 2,741 | 2,911 | |
| January | 2,741 | 2,914 | |
| February | 2,805 | 2,958 | |
| March | 2,957 | 2,958 | |
| April | 2,957 | 2,958 | |
| May | 2,957 | 3,004 | |
| June | 2,957 | 3,004 | |

QUANTITY METRICS (rolling 12 month period)

| | Contract Quantity | Contract Base Number | Contract * | Area Team | Region | England |
|----------------------------------------------------------------------------------|-------------------|----------------------|------------|-----------|--------|---------|
| % of all assessments that were assess and fit appliances (case starts) | 152 | 283 | 53.7% | 51.8% | 56.3% | 57.9% |
| % of all assessments that were assess and refuse | 75 | 283 | 26.5% | 14.3% | 11.8% | 12.4% |
| % of all assessments that were assess and review | 56 | 283 | 19.8% | 33.9% | 31.9% | 29.7% |
| % of case starts with a reported IOTN of 3 and Aesthetic Component of 5 or below | 0 | 152 | N/A | 0.1% | 0.2% | 0.1% |
| % of case starts with a reported IOTN of 3 and Aesthetic Component of 6 or above | 2 | 152 | 1.3% | 5.0% | 4.0% | 4.0% |
| % of case starts with a reported IOTN of 4 | 82 | 152 | 53.9% | 77.3% | 76.4% | 78.0% |
| % of case starts with a reported IOTN of 5 | 67 | 152 | 44.1% | 17.0% | 17.9% | 16.6 % |
| % of concluded courses in receipt of dual-arch fixed appliances | 7 | 114 | 6.1% | 75.1% | 70.6% | 74.0% |
| % of concluded courses where treatment was abandoned or discontinued | 10 | 114 | 8.8% | 9.4% | 9.8% | 8.5% |
| % of patients satisfied with the treatment they have received | 1 | 1 | 100.0% | 100.0% | 94.8% | 95.5% |

* Figures in italics indicate that the base number is less than 100.

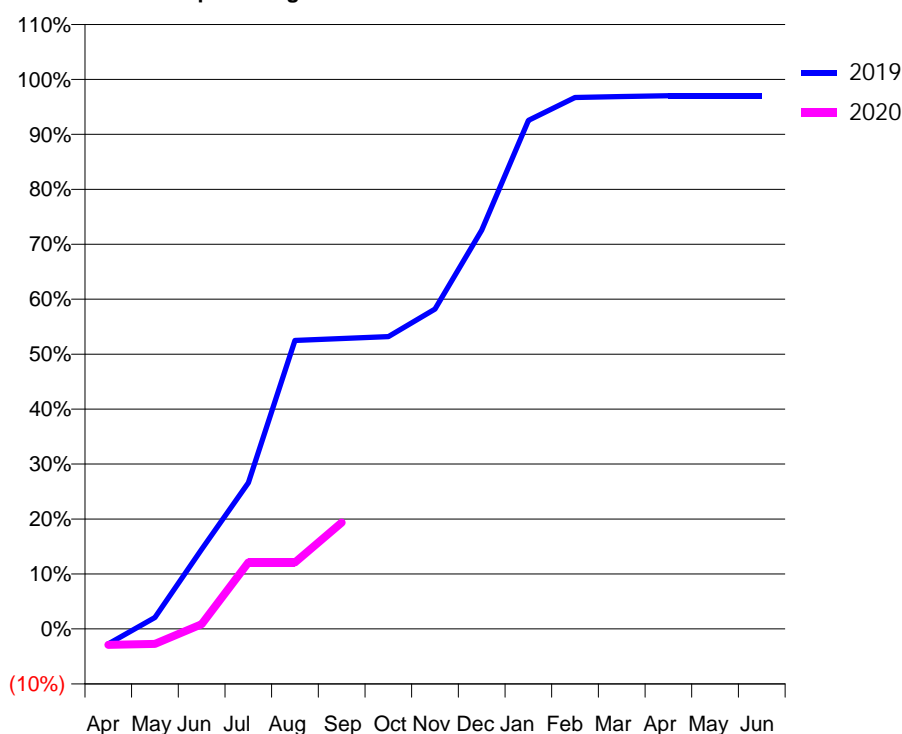
Q56 - Vital Signs Orthodontic At a Glance Contract Report for 171239/0001 - September 2019

| | | | |
|----------------------|----------------------------|---------------------------------------------|-------------|
| Name or company name | The Loddon Dental Practice | 19/20 Contracted general activity (UDA) | 15,264 |
| Contract type name | GDS Contract | Carry forward general activity (UDA) | 0 |
| Purpose of contract | General and Orthodontic | 19/20 Contracted orthodontic activity (UOA) | 579 |
| Contract start date | 13/10/2007 | Carry forward orthodontic activity (UOA) | 17 |
| Contract end date | | Baseline contract value | £441,321.52 |

| ACCESS | Contract | England and Wales |
|----------------------------------------------|----------|-------------------|
| 24 month ratio of assessments to patient IDs | 1.03 | 1.07 |

| ACTIVITY | Contract |
|-------------------------------------------------------------------------------------------|----------|
| Contract assess and fit appliances (case starts) as a percentage of Area Team case starts | 0.2 % |

Cumulative percentage of contracted UOA delivered 2019 & 2020



| Month | Adjusted Scheduled Activity (UOA) | | |
|-----------|-----------------------------------|------|------|
| | 2018 | 2019 | 2020 |
| April | 12 | -16 | -17 |
| May | 85 | 12 | -16 |
| June | 107 | 84 | 5 |
| July | 152 | 154 | 70 |
| August | 182 | 304 | 70 |
| September | 208 | 306 | 112 |
| October | 262 | 308 | |
| November | 380 | 337 | |
| December | 516 | 420 | |
| January | 519 | 536 | |
| February | 541 | 560 | |
| March | 562 | 561 | |
| April | 562 | 562 | |
| May | 562 | 562 | |
| June | 562 | 562 | |

QUANTITY METRICS (rolling 12 month period)

| | Contract Quantity | Contract Base Number | Contract * | Area Team | Region | England |
|----------------------------------------------------------------------------------|-------------------|----------------------|------------|-----------|--------|---------|
| % of all assessments that were assess and fit appliances (case starts) | 16 | 65 | 24.6% | 51.8% | 56.3% | 57.9% |
| % of all assessments that were assess and refuse | 11 | 65 | 16.9% | 14.3% | 11.8% | 12.4% |
| % of all assessments that were assess and review | 38 | 65 | 58.5% | 33.9% | 31.9% | 29.7% |
| % of case starts with a reported IOTN of 3 and Aesthetic Component of 5 or below | 0 | 16 | <i>N/A</i> | 0.1% | 0.2% | 0.1% |
| % of case starts with a reported IOTN of 3 and Aesthetic Component of 6 or above | 1 | 16 | 6.3% | 5.0% | 4.0% | 4.0% |
| % of case starts with a reported IOTN of 4 | 14 | 16 | 87.5% | 77.3% | 76.4% | 78.0% |
| % of case starts with a reported IOTN of 5 | 1 | 16 | 6.3% | 17.0% | 17.9% | 16.6% |
| % of concluded courses in receipt of dual-arch fixed appliances | 13 | 14 | 92.9% | 75.1% | 70.6% | 74.0% |
| % of concluded courses where treatment was abandoned or discontinued | 0 | 14 | 0.0% | 9.4% | 9.8% | 8.5% |
| % of patients satisfied with the treatment they have received | 0 | 0 | <i>N/A</i> | 100.0% | 94.8% | 95.5% |

* Figures in italics indicate that the base number is less than 100.

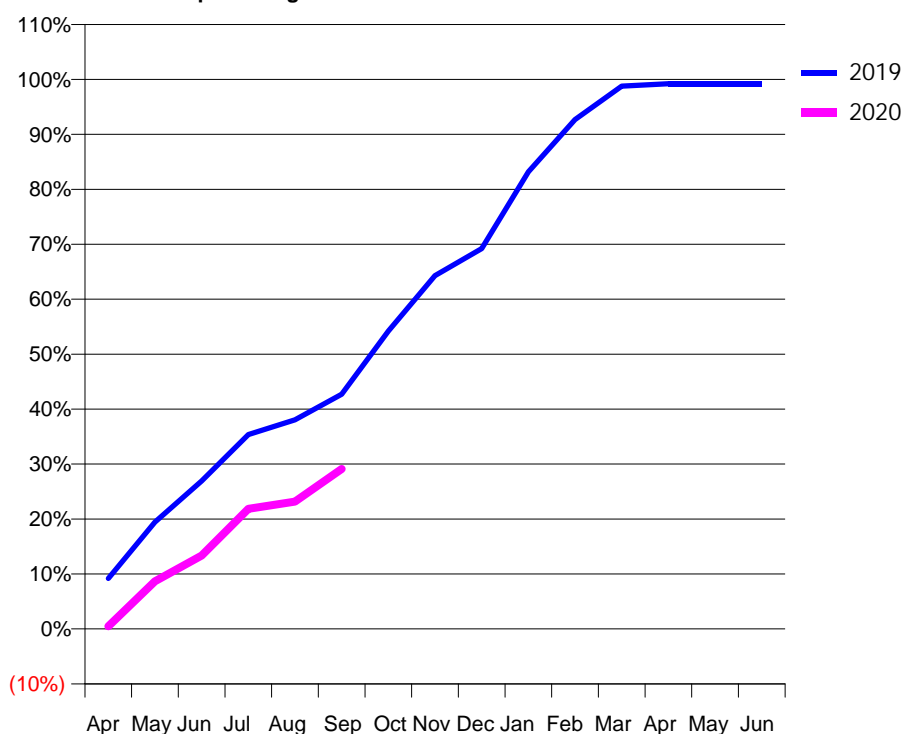
Q56 - Vital Signs Orthodontic At a Glance Contract Report for 171239/0002 - September 2019

| | | | |
|----------------------|----------------------------|---------------------------------------------|-------------|
| Name or company name | The Loddon Dental Practice | 19/20 Contracted general activity (UDA) | 0 |
| Contract type name | PDS Contract | Carry forward general activity (UDA) | 0 |
| Purpose of contract | General and Orthodontic | 19/20 Contracted orthodontic activity (UOA) | 4,936 |
| Contract start date | 04/01/2015 | Carry forward orthodontic activity (UOA) | 39 |
| Contract end date | 03/04/2020 | Baseline contract value | £310,810.92 |

| ACCESS | Contract | England and Wales |
|----------------------------------------------|----------|-------------------|
| 24 month ratio of assessments to patient IDs | 1.08 | 1.07 |

| ACTIVITY | Contract |
|-------------------------------------------------------------------------------------------|----------|
| Contract assess and fit appliances (case starts) as a percentage of Area Team case starts | 2.3 % |

Cumulative percentage of contracted UOA delivered 2019 & 2020



| Month | Adjusted Scheduled Activity (UOA) | | |
|-----------|-----------------------------------|-------|-------|
| | 2018 | 2019 | 2020 |
| April | 345 | 453 | 24 |
| May | 763 | 960 | 428 |
| June | 826 | 1,329 | 659 |
| July | 1,068 | 1,746 | 1,079 |
| August | 1,559 | 1,878 | 1,143 |
| September | 1,650 | 2,108 | 1,437 |
| October | 2,400 | 2,677 | |
| November | 3,303 | 3,174 | |
| December | 3,842 | 3,417 | |
| January | 4,211 | 4,107 | |
| February | 4,884 | 4,575 | |
| March | 4,908 | 4,874 | |
| April | 4,908 | 4,897 | |
| May | 4,929 | 4,897 | |
| June | 4,929 | 4,897 | |

QUANTITY METRICS (rolling 12 month period)

| | Contract Quantity | Contract Base Number | Contract * | Area Team | Region | England |
|----------------------------------------------------------------------------------|-------------------|----------------------|------------|-----------|--------|---------|
| % of all assessments that were assess and fit appliances (case starts) | 203 | 303 | 67.0% | 51.8% | 56.3% | 57.9% |
| % of all assessments that were assess and refuse | 9 | 303 | 3.0% | 14.3% | 11.8% | 12.4% |
| % of all assessments that were assess and review | 91 | 303 | 30.0% | 33.9% | 31.9% | 29.7% |
| % of case starts with a reported IOTN of 3 and Aesthetic Component of 5 or below | 0 | 203 | N/A | 0.1% | 0.2% | 0.1% |
| % of case starts with a reported IOTN of 3 and Aesthetic Component of 6 or above | 3 | 203 | 1.5% | 5.0% | 4.0% | 4.0% |
| % of case starts with a reported IOTN of 4 | 162 | 203 | 79.8% | 77.3% | 76.4% | 78.0% |
| % of case starts with a reported IOTN of 5 | 37 | 203 | 18.2% | 17.0% | 17.9% | 16.6 % |
| % of concluded courses in receipt of dual-arch fixed appliances | 63 | 68 | 92.6% | 75.1% | 70.6% | 74.0% |
| % of concluded courses where treatment was abandoned or discontinued | 4 | 68 | 5.9% | 9.4% | 9.8% | 8.5% |
| % of patients satisfied with the treatment they have received | 0 | 0 | N/A | 100.0% | 94.8% | 95.5% |

* Figures in italics indicate that the base number is less than 100.

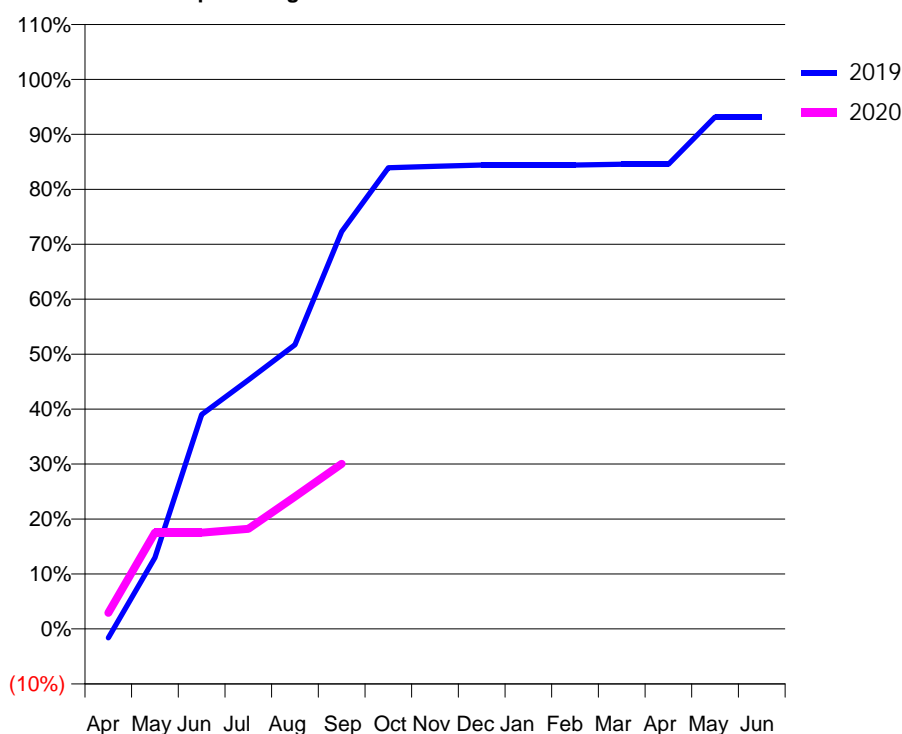
Q56 - Vital Signs Orthodontic At a Glance Contract Report for 176702/0001 - September 2019

| | | | |
|----------------------|--------------------------------|---------------------------------------------|---------------|
| Name or company name | Jeffrey Sherer and Larry Levin | 19/20 Contracted general activity (UDA) | 47,500 |
| Contract type name | GDS Contract | Carry forward general activity (UDA) | 494 |
| Purpose of contract | General and Orthodontic | 19/20 Contracted orthodontic activity (UOA) | 719 |
| Contract start date | 01/04/2012 | Carry forward orthodontic activity (UOA) | 0 |
| Contract end date | | Baseline contract value | £1,417,272.55 |

| ACCESS | Contract | England and Wales |
|----------------------------------------------|----------|-------------------|
| 24 month ratio of assessments to patient IDs | 1.04 | 1.07 |

| ACTIVITY | Contract |
|-------------------------------------------------------------------------------------------|----------|
| Contract assess and fit appliances (case starts) as a percentage of Area Team case starts | 0.2 % |

Cumulative percentage of contracted UOA delivered 2019 & 2020



| Month | Adjusted Scheduled Activity (UOA) | | |
|-----------|-----------------------------------|------|------|
| | 2018 | 2019 | 2020 |
| April | 127 | -12 | 21 |
| May | 191 | 95 | 126 |
| June | 443 | 286 | 126 |
| July | 443 | 332 | 131 |
| August | 548 | 379 | 173 |
| September | 572 | 530 | 216 |
| October | 636 | 615 | |
| November | 701 | 617 | |
| December | 703 | 619 | |
| January | 703 | 619 | |
| February | 703 | 619 | |
| March | 707 | 620 | |
| April | 707 | 620 | |
| May | 707 | 683 | |
| June | 707 | 683 | |

QUANTITY METRICS (rolling 12 month period)

| | Contract Quantity | Contract Base Number | Contract * | Area Team | Region | England |
|----------------------------------------------------------------------------------|-------------------|----------------------|------------|-----------|--------|---------|
| % of all assessments that were assess and fit appliances (case starts) | 21 | 32 | 65.6% | 51.8% | 56.3% | 57.9% |
| % of all assessments that were assess and refuse | 5 | 32 | 15.6% | 14.3% | 11.8% | 12.4% |
| % of all assessments that were assess and review | 6 | 32 | 18.8% | 33.9% | 31.9% | 29.7% |
| % of case starts with a reported IOTN of 3 and Aesthetic Component of 5 or below | 0 | 21 | <i>N/A</i> | 0.1% | 0.2% | 0.1% |
| % of case starts with a reported IOTN of 3 and Aesthetic Component of 6 or above | 0 | 21 | <i>N/A</i> | 5.0% | 4.0% | 4.0% |
| % of case starts with a reported IOTN of 4 | 20 | 21 | 95.2% | 77.3% | 76.4% | 78.0% |
| % of case starts with a reported IOTN of 5 | 1 | 21 | 4.8% | 17.0% | 17.9% | 16.6% |
| % of concluded courses in receipt of dual-arch fixed appliances | 12 | 14 | 85.7% | 75.1% | 70.6% | 74.0% |
| % of concluded courses where treatment was abandoned or discontinued | 1 | 14 | 7.1% | 9.4% | 9.8% | 8.5% |
| % of patients satisfied with the treatment they have received | 0 | 0 | <i>N/A</i> | 100.0% | 94.8% | 95.5% |

* Figures in italics indicate that the base number is less than 100.

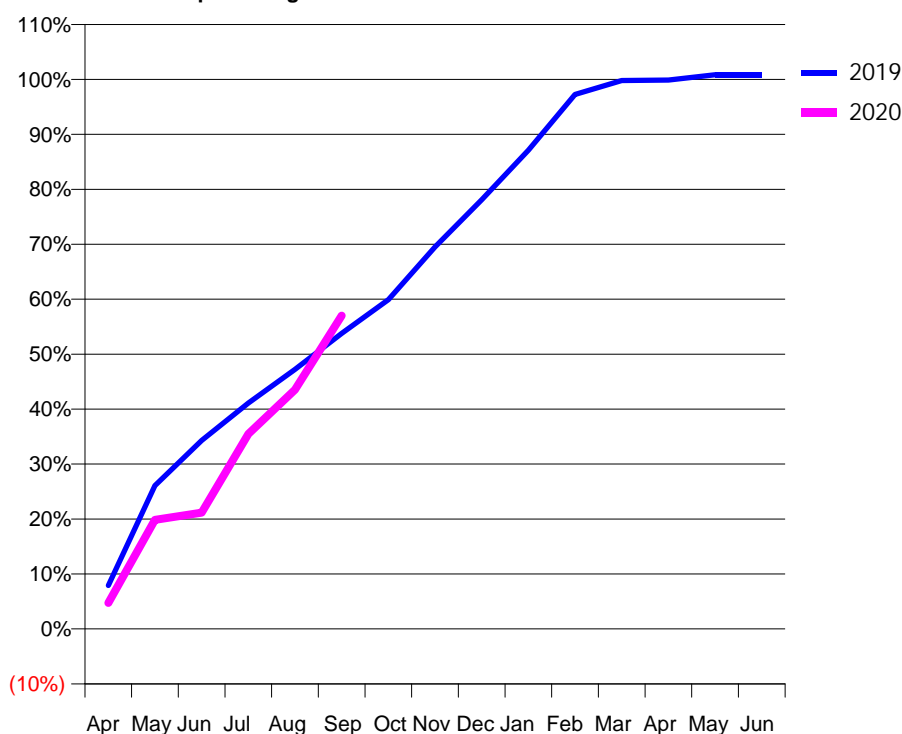
Q56 - Vital Signs Orthodontic At a Glance Contract Report for 178861/0001 - September 2019

| | | | |
|----------------------|--------------------|---------------------------------------------|-------------|
| Name or company name | Smile Orthodontics | 19/20 Contracted general activity (UDA) | 0 |
| Contract type name | PDS Contract | Carry forward general activity (UDA) | 0 |
| Purpose of contract | Orthodontic | 19/20 Contracted orthodontic activity (UOA) | 13,571 |
| Contract start date | 01/07/2008 | Carry forward orthodontic activity (UOA) | 0 |
| Contract end date | 03/04/2020 | Baseline contract value | £807,682.25 |

| ACCESS | Contract | England and Wales |
|----------------------------------------------|----------|-------------------|
| 24 month ratio of assessments to patient IDs | 1.04 | 1.07 |

| ACTIVITY | Contract |
|-------------------------------------------------------------------------------------------|----------|
| Contract assess and fit appliances (case starts) as a percentage of Area Team case starts | 7.3 % |

Cumulative percentage of contracted UOA delivered 2019 & 2020



| Month | Adjusted Scheduled Activity (UOA) | | |
|-----------|-----------------------------------|--------|-------|
| | 2018 | 2019 | 2020 |
| April | 1,046 | 1,065 | 644 |
| May | 4,293 | 3,514 | 2,695 |
| June | 6,104 | 4,624 | 2,874 |
| July | 7,915 | 5,544 | 4,815 |
| August | 9,531 | 6,367 | 5,906 |
| September | 10,193 | 7,249 | 7,739 |
| October | 10,806 | 8,076 | |
| November | 11,501 | 9,368 | |
| December | 12,382 | 10,528 | |
| January | 13,049 | 11,743 | |
| February | 13,491 | 13,109 | |
| March | 13,507 | 13,450 | |
| April | 13,529 | 13,461 | |
| May | 13,531 | 13,594 | |
| June | 13,531 | 13,594 | |

QUANTITY METRICS (rolling 12 month period)

| | Contract Quantity | Contract Base Number | Contract * | Area Team | Region | England |
|----------------------------------------------------------------------------------|-------------------|----------------------|------------|-----------|--------|---------|
| % of all assessments that were assess and fit appliances (case starts) | 650 | 1,206 | 53.9% | 51.8% | 56.3% | 57.9% |
| % of all assessments that were assess and refuse | 130 | 1,206 | 10.8% | 14.3% | 11.8% | 12.4% |
| % of all assessments that were assess and review | 426 | 1,206 | 35.3% | 33.9% | 31.9% | 29.7% |
| % of case starts with a reported IOTN of 3 and Aesthetic Component of 5 or below | 0 | 650 | N/A | 0.1% | 0.2% | 0.1% |
| % of case starts with a reported IOTN of 3 and Aesthetic Component of 6 or above | 10 | 650 | 1.5% | 5.0% | 4.0% | 4.0% |
| % of case starts with a reported IOTN of 4 | 563 | 650 | 86.6% | 77.3% | 76.4% | 78.0% |
| % of case starts with a reported IOTN of 5 | 77 | 650 | 11.8% | 17.0% | 17.9% | 16.6 % |
| % of concluded courses in receipt of dual-arch fixed appliances | 245 | 327 | 74.9% | 75.1% | 70.6% | 74.0% |
| % of concluded courses where treatment was abandoned or discontinued | 79 | 327 | 24.2% | 9.4% | 9.8% | 8.5% |
| % of patients satisfied with the treatment they have received | 1 | 1 | 100.0% | 100.0% | 94.8% | 95.5% |

* Figures in italics indicate that the base number is less than 100.

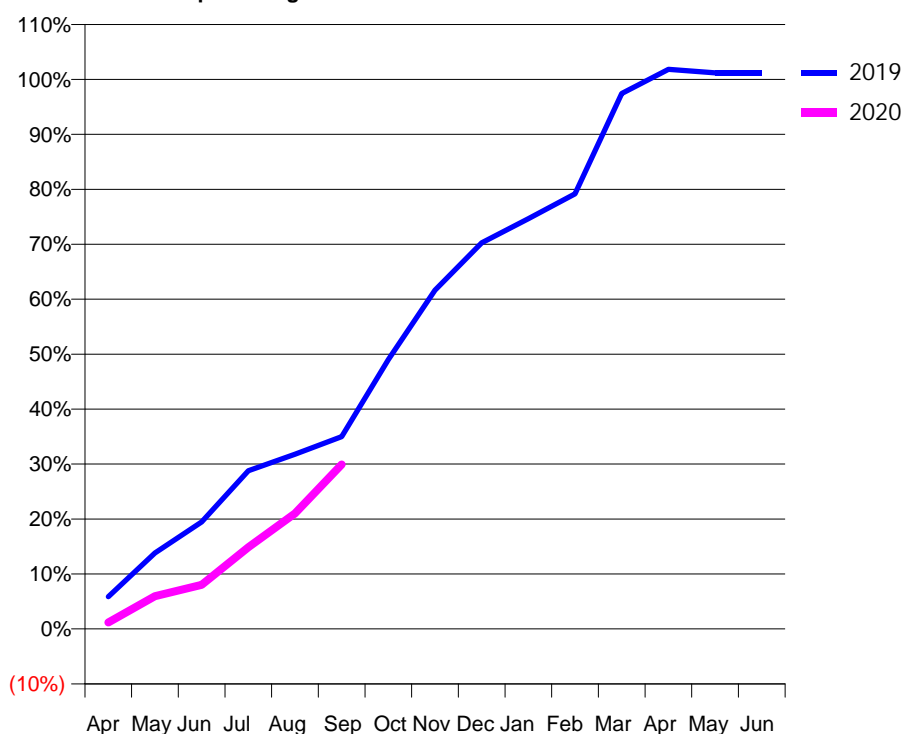
Q56 - Vital Signs Orthodontic At a Glance Contract Report for 182397/0001 - September 2019

| | | | |
|----------------------|--------------------------------|---------------------------------------------|---------------|
| Name or company name | Bank Bulidings Dental Practice | 19/20 Contracted general activity (UDA) | 40,973 |
| Contract type name | GDS Contract | Carry forward general activity (UDA) | 0 |
| Purpose of contract | General and Orthodontic | 19/20 Contracted orthodontic activity (UOA) | 3,067 |
| Contract start date | 01/04/2011 | Carry forward orthodontic activity (UOA) | -36 |
| Contract end date | | Baseline contract value | £1,166,205.34 |

| ACCESS | Contract | England and Wales |
|----------------------------------------------|----------|-------------------|
| 24 month ratio of assessments to patient IDs | 1.16 | 1.07 |

| ACTIVITY | Contract |
|-------------------------------------------------------------------------------------------|----------|
| Contract assess and fit appliances (case starts) as a percentage of Area Team case starts | 1.6 % |

Cumulative percentage of contracted UOA delivered 2019 & 2020



| Month | Adjusted Scheduled Activity (UOA) | | |
|-----------|-----------------------------------|-------|------|
| | 2018 | 2019 | 2020 |
| April | 88 | 180 | 36 |
| May | 277 | 424 | 183 |
| June | 622 | 597 | 246 |
| July | 1,116 | 883 | 456 |
| August | 1,358 | 975 | 645 |
| September | 1,515 | 1,073 | 918 |
| October | 1,777 | 1,504 | |
| November | 2,190 | 1,891 | |
| December | 2,300 | 2,155 | |
| January | 2,554 | 2,290 | |
| February | 3,041 | 2,428 | |
| March | 3,064 | 2,988 | |
| April | 3,069 | 3,123 | |
| May | 3,069 | 3,103 | |
| June | 3,069 | 3,103 | |

QUANTITY METRICS (rolling 12 month period)

| | Contract Quantity | Contract Base Number | Contract * | Area Team | Region | England |
|----------------------------------------------------------------------------------|-------------------|----------------------|------------|-----------|--------|---------|
| % of all assessments that were assess and fit appliances (case starts) | 138 | 209 | 66.0% | 51.8% | 56.3% | 57.9% |
| % of all assessments that were assess and refuse | 23 | 209 | 11.0% | 14.3% | 11.8% | 12.4% |
| % of all assessments that were assess and review | 48 | 209 | 23.0% | 33.9% | 31.9% | 29.7% |
| % of case starts with a reported IOTN of 3 and Aesthetic Component of 5 or below | 0 | 138 | N/A | 0.1% | 0.2% | 0.1% |
| % of case starts with a reported IOTN of 3 and Aesthetic Component of 6 or above | 6 | 138 | 4.3% | 5.0% | 4.0% | 4.0% |
| % of case starts with a reported IOTN of 4 | 98 | 138 | 71.0% | 77.3% | 76.4% | 78.0% |
| % of case starts with a reported IOTN of 5 | 34 | 138 | 24.6% | 17.0% | 17.9% | 16.6 % |
| % of concluded courses in receipt of dual-arch fixed appliances | 3 | 132 | 2.3% | 75.1% | 70.6% | 74.0% |
| % of concluded courses where treatment was abandoned or discontinued | 28 | 132 | 21.2% | 9.4% | 9.8% | 8.5% |
| % of patients satisfied with the treatment they have received | 1 | 1 | 100.0% | 100.0% | 94.8% | 95.5% |

* Figures in italics indicate that the base number is less than 100.

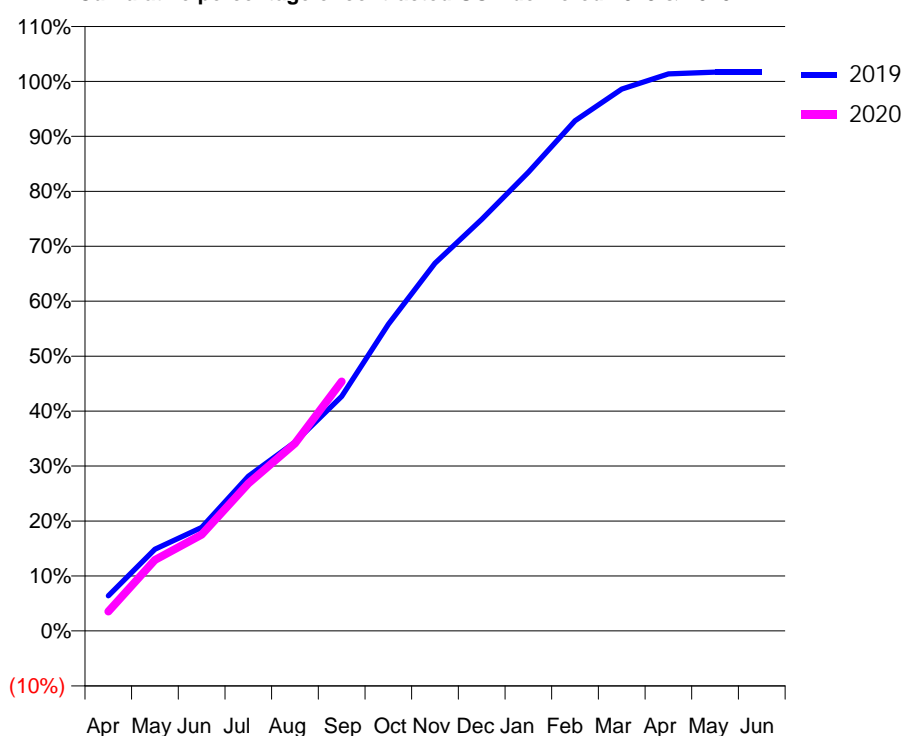
Q56 - Vital Signs Orthodontic At a Glance Contract Report for 186872/0002 - September 2019

| | | | |
|----------------------|---------------------|---------------------------------------------|-------------|
| Name or company name | ORTHOWORLD 2000 LTD | 19/20 Contracted general activity (UDA) | 0 |
| Contract type name | PDS Contract | Carry forward general activity (UDA) | 0 |
| Purpose of contract | Orthodontic | 19/20 Contracted orthodontic activity (UOA) | 10,779 |
| Contract start date | 01/04/2006 | Carry forward orthodontic activity (UOA) | 0 |
| Contract end date | 31/03/2020 | Baseline contract value | £729,246.14 |

| ACCESS | Contract | England and Wales |
|----------------------------------------------|----------|-------------------|
| 24 month ratio of assessments to patient IDs | 1.03 | 1.07 |

| ACTIVITY | Contract |
|-------------------------------------------------------------------------------------------|----------|
| Contract assess and fit appliances (case starts) as a percentage of Area Team case starts | 6.0 % |

Cumulative percentage of contracted UOA delivered 2019 & 2020



| Month | Adjusted Scheduled Activity (UOA) | | |
|-----------|-----------------------------------|--------|-------|
| | 2018 | 2019 | 2020 |
| April | 387 | 690 | 380 |
| May | 2,013 | 1,604 | 1,392 |
| June | 2,290 | 2,031 | 1,889 |
| July | 3,228 | 3,040 | 2,892 |
| August | 3,904 | 3,709 | 3,680 |
| September | 4,543 | 4,606 | 4,894 |
| October | 5,759 | 6,028 | |
| November | 6,834 | 7,225 | |
| December | 7,614 | 8,085 | |
| January | 8,430 | 9,014 | |
| February | 9,435 | 10,021 | |
| March | 10,634 | 10,642 | |
| April | 10,981 | 10,941 | |
| May | 11,002 | 10,977 | |
| June | 11,003 | 10,977 | |

QUANTITY METRICS (rolling 12 month period)

| | Contract Quantity | Contract Base Number | Contract * | Area Team | Region | England |
|----------------------------------------------------------------------------------|-------------------|----------------------|------------|-----------|--------|---------|
| % of all assessments that were assess and fit appliances (case starts) | 532 | 1,028 | 51.8% | 51.8% | 56.3% | 57.9% |
| % of all assessments that were assess and refuse | 226 | 1,028 | 22.0% | 14.3% | 11.8% | 12.4% |
| % of all assessments that were assess and review | 270 | 1,028 | 26.3% | 33.9% | 31.9% | 29.7% |
| % of case starts with a reported IOTN of 3 and Aesthetic Component of 5 or below | 0 | 532 | N/A | 0.1% | 0.2% | 0.1% |
| % of case starts with a reported IOTN of 3 and Aesthetic Component of 6 or above | 41 | 532 | 7.7% | 5.0% | 4.0% | 4.0% |
| % of case starts with a reported IOTN of 4 | 379 | 532 | 71.2% | 77.3% | 76.4% | 78.0% |
| % of case starts with a reported IOTN of 5 | 109 | 532 | 20.5% | 17.0% | 17.9% | 16.6 % |
| % of concluded courses in receipt of dual-arch fixed appliances | 301 | 325 | 92.6% | 75.1% | 70.6% | 74.0% |
| % of concluded courses where treatment was abandoned or discontinued | 16 | 325 | 4.9% | 9.4% | 9.8% | 8.5% |
| % of patients satisfied with the treatment they have received | 1 | 1 | 100.0% | 100.0% | 94.8% | 95.5% |

* Figures in italics indicate that the base number is less than 100.

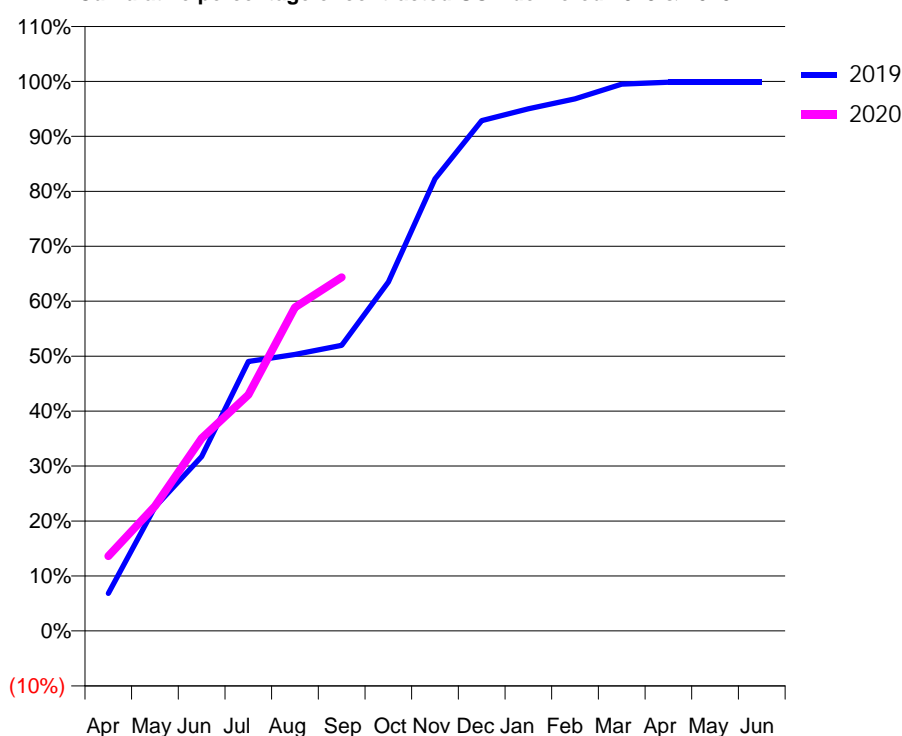
Q56 - Vital Signs Orthodontic At a Glance Contract Report for 198390/0001 - September 2019

| | | | |
|----------------------|------------------------------------|---------------------------------------------|-------------|
| Name or company name | Stewart House Orthodontics Limited | 19/20 Contracted general activity (UDA) | 0 |
| Contract type name | PDS Contract | Carry forward general activity (UDA) | 0 |
| Purpose of contract | Orthodontic | 19/20 Contracted orthodontic activity (UOA) | 5,847 |
| Contract start date | 01/10/2011 | Carry forward orthodontic activity (UOA) | 9 |
| Contract end date | 03/04/2020 | Baseline contract value | £377,602.08 |

| ACCESS | Contract | England and Wales |
|----------------------------------------------|----------|-------------------|
| 24 month ratio of assessments to patient IDs | 1.20 | 1.07 |

| ACTIVITY | Contract |
|-------------------------------------------------------------------------------------------|----------|
| Contract assess and fit appliances (case starts) as a percentage of Area Team case starts | 3.3 % |

Cumulative percentage of contracted UOA delivered 2019 & 2020



| Month | Adjusted Scheduled Activity (UOA) | | |
|-----------|-----------------------------------|-------|-------|
| | 2018 | 2019 | 2020 |
| April | 45 | 399 | 797 |
| May | 282 | 1,318 | 1,328 |
| June | 522 | 1,856 | 2,050 |
| July | 1,119 | 2,866 | 2,512 |
| August | 1,761 | 2,942 | 3,443 |
| September | 2,356 | 3,039 | 3,762 |
| October | 3,331 | 3,713 | |
| November | 4,412 | 4,809 | |
| December | 5,157 | 5,429 | |
| January | 5,236 | 5,556 | |
| February | 5,576 | 5,660 | |
| March | 5,810 | 5,818 | |
| April | 5,810 | 5,838 | |
| May | 5,810 | 5,838 | |
| June | 5,810 | 5,838 | |

QUANTITY METRICS (rolling 12 month period)

| | Contract Quantity | Contract Base Number | Contract * | Area Team | Region | England |
|----------------------------------------------------------------------------------|-------------------|----------------------|------------|-----------|--------|---------|
| % of all assessments that were assess and fit appliances (case starts) | 292 | 825 | 35.4% | 51.8% | 56.3% | 57.9% |
| % of all assessments that were assess and refuse | 160 | 825 | 19.4% | 14.3% | 11.8% | 12.4% |
| % of all assessments that were assess and review | 373 | 825 | 45.2% | 33.9% | 31.9% | 29.7% |
| % of case starts with a reported IOTN of 3 and Aesthetic Component of 5 or below | 3 | 292 | 1.0% | 0.1% | 0.2% | 0.1% |
| % of case starts with a reported IOTN of 3 and Aesthetic Component of 6 or above | 14 | 292 | 4.8% | 5.0% | 4.0% | 4.0% |
| % of case starts with a reported IOTN of 4 | 198 | 292 | 67.8% | 77.3% | 76.4% | 78.0% |
| % of case starts with a reported IOTN of 5 | 74 | 292 | 25.3% | 17.0% | 17.9% | 16.6 % |
| % of concluded courses in receipt of dual-arch fixed appliances | 194 | 267 | 72.7% | 75.1% | 70.6% | 74.0% |
| % of concluded courses where treatment was abandoned or discontinued | 24 | 267 | 9.0% | 9.4% | 9.8% | 8.5% |
| % of patients satisfied with the treatment they have received | 2 | 2 | 100.0% | 100.0% | 94.8% | 95.5% |

* Figures in italics indicate that the base number is less than 100.

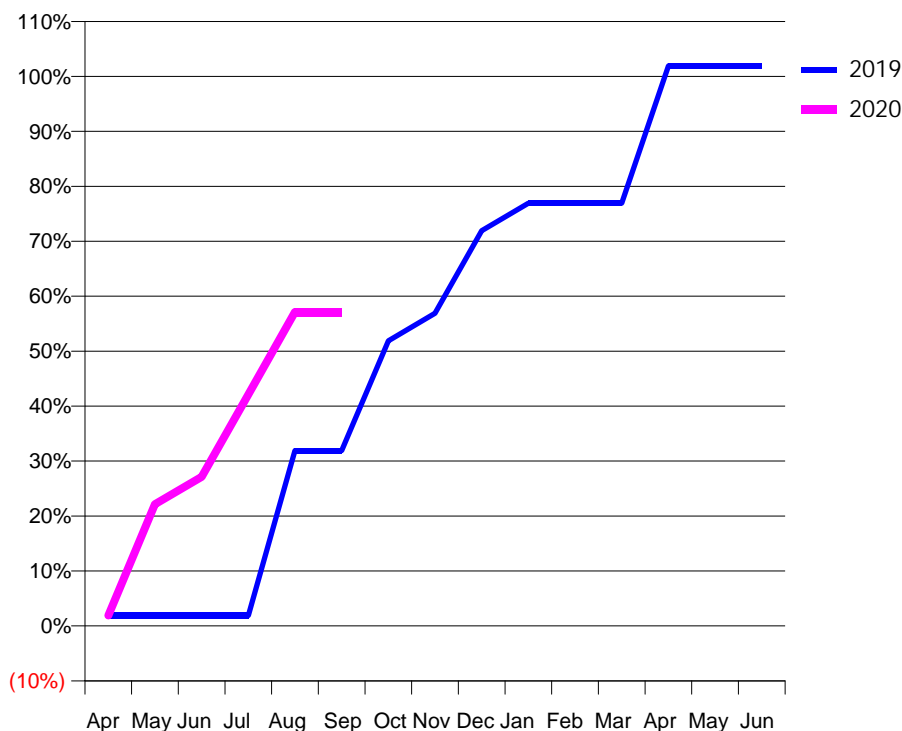
Q56 - Vital Signs Orthodontic At a Glance Contract Report for 209325/0001 - September 2019

| | | | |
|----------------------|-------------------------|---------------------------------------------|-------------|
| Name or company name | Shiamiela Hussain | 19/20 Contracted general activity (UDA) | 4,640 |
| Contract type name | GDS Contract | Carry forward general activity (UDA) | -4 |
| Purpose of contract | General and Orthodontic | 19/20 Contracted orthodontic activity (UOA) | 420 |
| Contract start date | 01/04/2006 | Carry forward orthodontic activity (UOA) | -8 |
| Contract end date | | Baseline contract value | £178,167.67 |

| ACCESS | Contract | England and Wales |
|----------------------------------------------|----------|-------------------|
| 24 month ratio of assessments to patient IDs | 1.02 | 1.07 |

| ACTIVITY | Contract |
|-------------------------------------------------------------------------------------------|----------|
| Contract assess and fit appliances (case starts) as a percentage of Area Team case starts | 0.3 % |

Cumulative percentage of contracted UOA delivered 2019 & 2020



| Month | Adjusted Scheduled Activity (UOA) | | |
|-----------|-----------------------------------|------|------|
| | 2018 | 2019 | 2020 |
| April | 0 | 8 | 8 |
| May | 0 | 8 | 93 |
| June | 0 | 8 | 114 |
| July | 0 | 8 | 177 |
| August | 0 | 134 | 240 |
| September | 0 | 134 | 240 |
| October | 0 | 218 | |
| November | 0 | 239 | |
| December | 0 | 302 | |
| January | 133 | 323 | |
| February | 133 | 323 | |
| March | 369 | 323 | |
| April | 432 | 428 | |
| May | 432 | 428 | |
| June | 432 | 428 | |

QUANTITY METRICS (rolling 12 month period)

| | Contract Quantity | Contract Base Number | Contract * | Area Team | Region | England |
|----------------------------------------------------------------------------------|-------------------|----------------------|------------|-----------|--------|---------|
| % of all assessments that were assess and fit appliances (case starts) | 25 | 26 | 96.2% | 51.8% | 56.3% | 57.9% |
| % of all assessments that were assess and refuse | 1 | 26 | 3.8% | 14.3% | 11.8% | 12.4% |
| % of all assessments that were assess and review | 0 | 26 | 0.0% | 33.9% | 31.9% | 29.7% |
| % of case starts with a reported IOTN of 3 and Aesthetic Component of 5 or below | 0 | 25 | N/A | 0.1% | 0.2% | 0.1% |
| % of case starts with a reported IOTN of 3 and Aesthetic Component of 6 or above | 0 | 25 | N/A | 5.0% | 4.0% | 4.0% |
| % of case starts with a reported IOTN of 4 | 20 | 25 | 80.0% | 77.3% | 76.4% | 78.0% |
| % of case starts with a reported IOTN of 5 | 2 | 25 | 8.0% | 17.0% | 17.9% | 16.6 % |
| % of concluded courses in receipt of dual-arch fixed appliances | 0 | 0 | N/A | 75.1% | 70.6% | 74.0% |
| % of concluded courses where treatment was abandoned or discontinued | 0 | 0 | N/A | 9.4% | 9.8% | 8.5% |
| % of patients satisfied with the treatment they have received | 0 | 0 | N/A | 100.0% | 94.8% | 95.5% |

* Figures in italics indicate that the base number is less than 100.

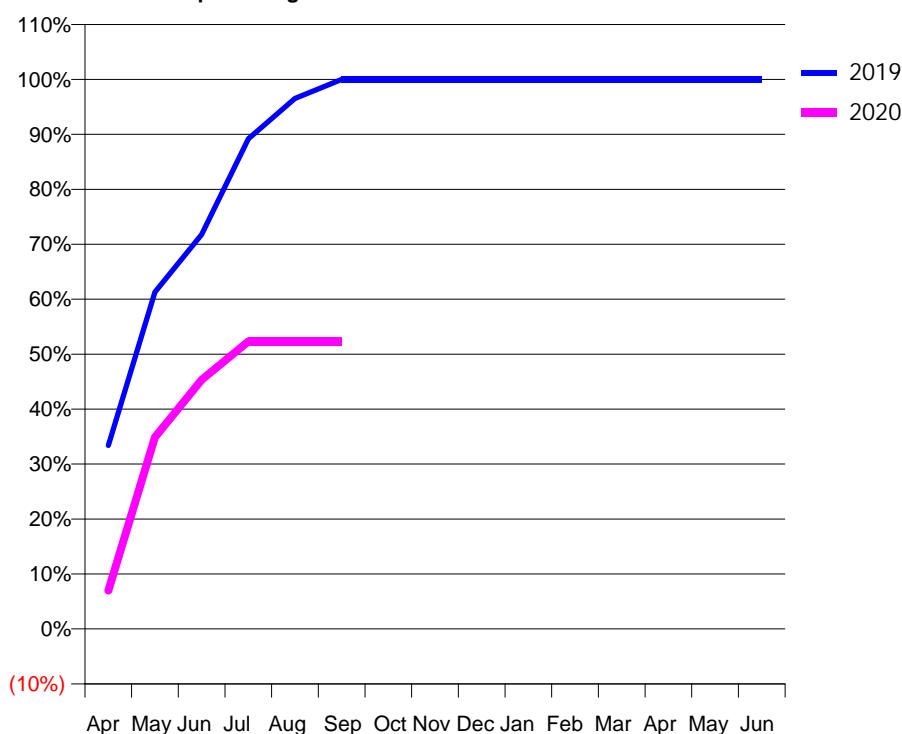
Q56 - Vital Signs Orthodontic At a Glance Contract Report for 222224/0001 - September 2019

| | | | |
|----------------------|-------------------------|---------------------------------------------|-------------|
| Name or company name | MR DA STOTT | 19/20 Contracted general activity (UDA) | 12,808 |
| Contract type name | GDS Contract | Carry forward general activity (UDA) | 188 |
| Purpose of contract | General and Orthodontic | 19/20 Contracted orthodontic activity (UOA) | 602 |
| Contract start date | 01/04/2006 | Carry forward orthodontic activity (UOA) | 0 |
| Contract end date | | Baseline contract value | £351,551.75 |

| ACCESS | Contract | England and Wales |
|----------------------------------------------|----------|-------------------|
| 24 month ratio of assessments to patient IDs | 1.04 | 1.07 |

| ACTIVITY | Contract |
|-------------------------------------------------------------------------------------------|----------|
| Contract assess and fit appliances (case starts) as a percentage of Area Team case starts | 0.2 % |

Cumulative percentage of contracted UOA delivered 2019 & 2020



| Month | Adjusted Scheduled Activity (UOA) | | |
|-----------|-----------------------------------|------|------|
| | 2018 | 2019 | 2020 |
| April | 54 | 201 | 42 |
| May | 222 | 369 | 210 |
| June | 285 | 432 | 273 |
| July | 348 | 537 | 315 |
| August | 558 | 581 | 315 |
| September | 600 | 602 | 315 |
| October | 602 | 602 | |
| November | 602 | 602 | |
| December | 602 | 602 | |
| January | 602 | 602 | |
| February | 602 | 602 | |
| March | 602 | 602 | |
| April | 602 | 602 | |
| May | 602 | 602 | |
| June | 623 | 602 | |

QUANTITY METRICS (rolling 12 month period)

| | Contract Quantity | Contract Base Number | Contract * | Area Team | Region | England |
|----------------------------------------------------------------------------------|-------------------|----------------------|------------|-----------|--------|---------|
| % of all assessments that were assess and fit appliances (case starts) | 16 | 16 | 100.0% | 51.8% | 56.3% | 57.9% |
| % of all assessments that were assess and refuse | 0 | 16 | 0.0% | 14.3% | 11.8% | 12.4% |
| % of all assessments that were assess and review | 0 | 16 | 0.0% | 33.9% | 31.9% | 29.7% |
| % of case starts with a reported IOTN of 3 and Aesthetic Component of 5 or below | 0 | 16 | N/A | 0.1% | 0.2% | 0.1% |
| % of case starts with a reported IOTN of 3 and Aesthetic Component of 6 or above | 3 | 16 | 18.8% | 5.0% | 4.0% | 4.0% |
| % of case starts with a reported IOTN of 4 | 10 | 16 | 62.5% | 77.3% | 76.4% | 78.0% |
| % of case starts with a reported IOTN of 5 | 3 | 16 | 18.8% | 17.0% | 17.9% | 16.6% |
| % of concluded courses in receipt of dual-arch fixed appliances | 0 | 11 | N/A | 75.1% | 70.6% | 74.0% |
| % of concluded courses where treatment was abandoned or discontinued | 4 | 11 | 36.4% | 9.4% | 9.8% | 8.5% |
| % of patients satisfied with the treatment they have received | 0 | 0 | N/A | 100.0% | 94.8% | 95.5% |

* Figures in italics indicate that the base number is less than 100.

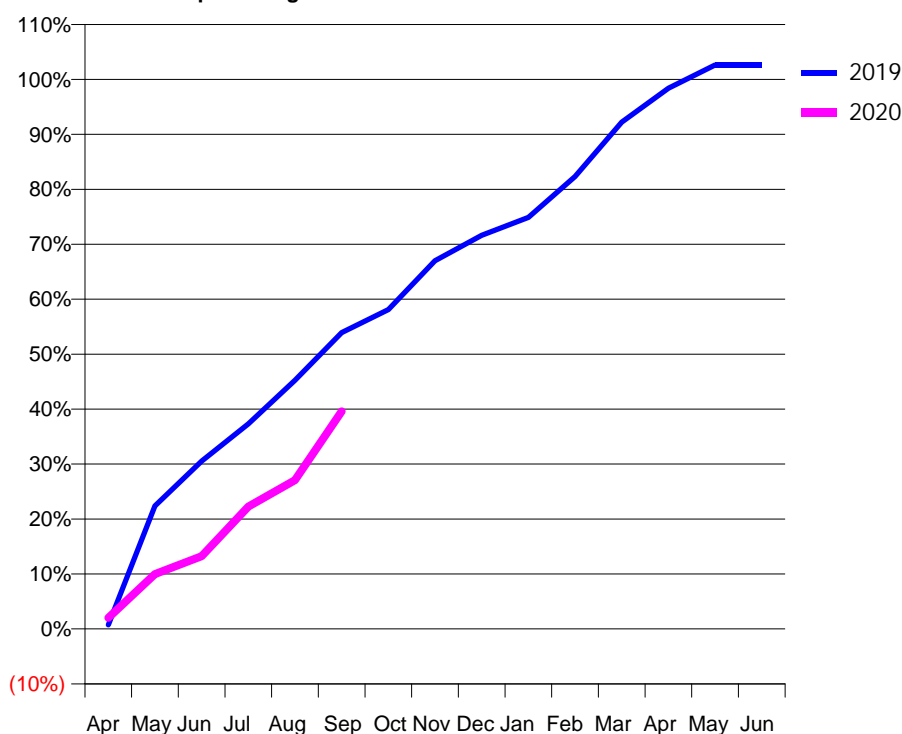
Q56 - Vital Signs Orthodontic At a Glance Contract Report for 232246/0001 - September 2019

| | | | |
|----------------------|--------------|---------------------------------------------|-------------|
| Name or company name | MR TI DAVIES | 19/20 Contracted general activity (UDA) | 0 |
| Contract type name | PDS Contract | Carry forward general activity (UDA) | 0 |
| Purpose of contract | Orthodontic | 19/20 Contracted orthodontic activity (UOA) | 4,476 |
| Contract start date | 01/04/2006 | Carry forward orthodontic activity (UOA) | -90 |
| Contract end date | 03/04/2020 | Baseline contract value | £290,547.13 |

| ACCESS | Contract | England and Wales |
|----------------------------------------------|----------|-------------------|
| 24 month ratio of assessments to patient IDs | 1.06 | 1.07 |

| ACTIVITY | Contract |
|-------------------------------------------------------------------------------------------|----------|
| Contract assess and fit appliances (case starts) as a percentage of Area Team case starts | 1.7 % |

Cumulative percentage of contracted UOA delivered 2019 & 2020



| Month | Adjusted Scheduled Activity (UOA) | | |
|-----------|-----------------------------------|-------|-------|
| | 2018 | 2019 | 2020 |
| April | -3 | 33 | 91 |
| May | 1,328 | 1,005 | 447 |
| June | 2,094 | 1,372 | 592 |
| July | 2,486 | 1,676 | 997 |
| August | 2,847 | 2,032 | 1,212 |
| September | 3,125 | 2,421 | 1,772 |
| October | 3,318 | 2,610 | |
| November | 3,701 | 3,008 | |
| December | 3,884 | 3,217 | |
| January | 3,966 | 3,364 | |
| February | 4,234 | 3,696 | |
| March | 4,339 | 4,142 | |
| April | 4,379 | 4,419 | |
| May | 4,442 | 4,608 | |
| June | 4,484 | 4,608 | |

QUANTITY METRICS (rolling 12 month period)

| | Contract Quantity | Contract Base Number | Contract * | Area Team | Region | England |
|----------------------------------------------------------------------------------|-------------------|----------------------|------------|-----------|--------|---------|
| % of all assessments that were assess and fit appliances (case starts) | 151 | 974 | 15.5% | 51.8% | 56.3% | 57.9% |
| % of all assessments that were assess and refuse | 243 | 974 | 24.9% | 14.3% | 11.8% | 12.4% |
| % of all assessments that were assess and review | 580 | 974 | 59.5% | 33.9% | 31.9% | 29.7% |
| % of case starts with a reported IOTN of 3 and Aesthetic Component of 5 or below | 0 | 151 | N/A | 0.1% | 0.2% | 0.1% |
| % of case starts with a reported IOTN of 3 and Aesthetic Component of 6 or above | 0 | 151 | N/A | 5.0% | 4.0% | 4.0% |
| % of case starts with a reported IOTN of 4 | 150 | 151 | 99.3% | 77.3% | 76.4% | 78.0% |
| % of case starts with a reported IOTN of 5 | 0 | 151 | N/A | 17.0% | 17.9% | 16.6 % |
| % of concluded courses in receipt of dual-arch fixed appliances | 151 | 164 | 92.1% | 75.1% | 70.6% | 74.0% |
| % of concluded courses where treatment was abandoned or discontinued | 2 | 164 | 1.2% | 9.4% | 9.8% | 8.5% |
| % of patients satisfied with the treatment they have received | 0 | 0 | N/A | 100.0% | 94.8% | 95.5% |

* Figures in italics indicate that the base number is less than 100.

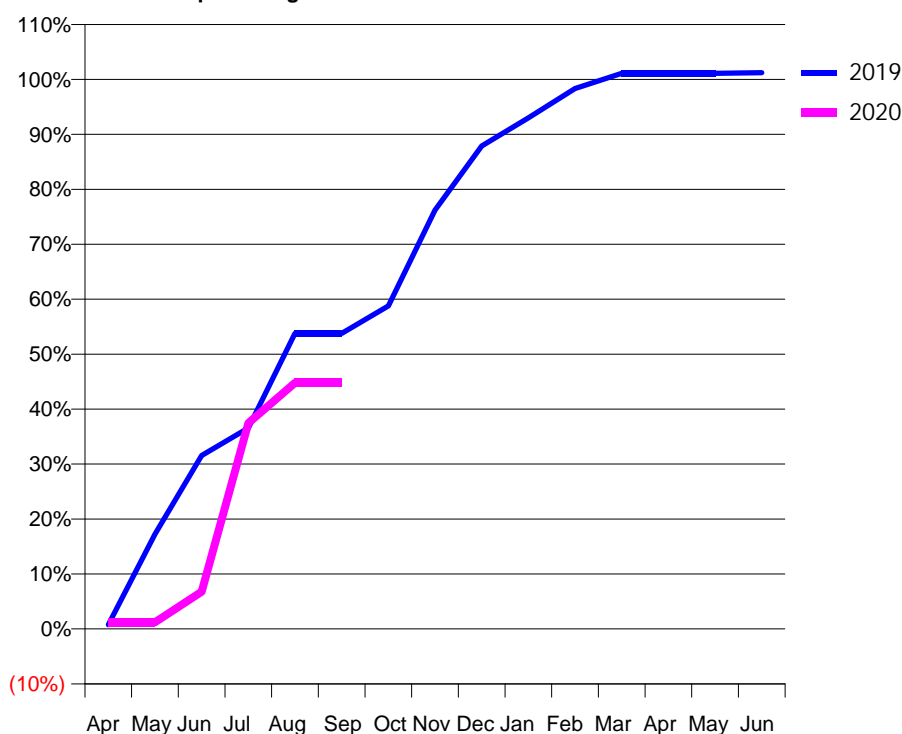
Q56 - Vital Signs Orthodontic At a Glance Contract Report for 299022/0001 - September 2019

| | | | |
|----------------------|-------------------------|---------------------------------------------|------------|
| Name or company name | MR G KARATZOPOULOS | 19/20 Contracted general activity (UDA) | 551 |
| Contract type name | GDS Contract | Carry forward general activity (UDA) | -6 |
| Purpose of contract | General and Orthodontic | 19/20 Contracted orthodontic activity (UOA) | 900 |
| Contract start date | 01/08/2012 | Carry forward orthodontic activity (UOA) | -11 |
| Contract end date | | Baseline contract value | £73,246.48 |

| ACCESS | Contract | England and Wales |
|----------------------------------------------|----------|-------------------|
| 24 month ratio of assessments to patient IDs | 1.11 | 1.07 |

| ACTIVITY | Contract |
|-------------------------------------------------------------------------------------------|----------|
| Contract assess and fit appliances (case starts) as a percentage of Area Team case starts | 0.4 % |

Cumulative percentage of contracted UOA delivered 2019 & 2020



| Month | Adjusted Scheduled Activity (UOA) | | |
|-----------|-----------------------------------|------|------|
| | 2018 | 2019 | 2020 |
| April | -16 | 7 | 11 |
| May | 31 | 155 | 11 |
| June | 180 | 284 | 61 |
| July | 266 | 329 | 337 |
| August | 378 | 484 | 403 |
| September | 378 | 484 | 403 |
| October | 511 | 529 | |
| November | 616 | 686 | |
| December | 810 | 791 | |
| January | 831 | 837 | |
| February | 853 | 885 | |
| March | 879 | 910 | |
| April | 882 | 910 | |
| May | 907 | 910 | |
| June | 907 | 911 | |

QUANTITY METRICS (rolling 12 month period)

| | Contract Quantity | Contract Base Number | Contract * | Area Team | Region | England |
|----------------------------------------------------------------------------------|-------------------|----------------------|------------|-----------|--------|---------|
| % of all assessments that were assess and fit appliances (case starts) | 37 | 83 | 44.6% | 51.8% | 56.3% | 57.9% |
| % of all assessments that were assess and refuse | 24 | 83 | 28.9% | 14.3% | 11.8% | 12.4% |
| % of all assessments that were assess and review | 22 | 83 | 26.5% | 33.9% | 31.9% | 29.7% |
| % of case starts with a reported IOTN of 3 and Aesthetic Component of 5 or below | 0 | 37 | <i>N/A</i> | 0.1% | 0.2% | 0.1% |
| % of case starts with a reported IOTN of 3 and Aesthetic Component of 6 or above | 1 | 37 | 2.7% | 5.0% | 4.0% | 4.0% |
| % of case starts with a reported IOTN of 4 | 25 | 37 | 67.6% | 77.3% | 76.4% | 78.0% |
| % of case starts with a reported IOTN of 5 | 11 | 37 | 29.7% | 17.0% | 17.9% | 16.6% |
| % of concluded courses in receipt of dual-arch fixed appliances | 1 | 31 | 3.2% | 75.1% | 70.6% | 74.0% |
| % of concluded courses where treatment was abandoned or discontinued | 7 | 31 | 22.6% | 9.4% | 9.8% | 8.5% |
| % of patients satisfied with the treatment they have received | 0 | 0 | <i>N/A</i> | 100.0% | 94.8% | 95.5% |

* Figures in italics indicate that the base number is less than 100.

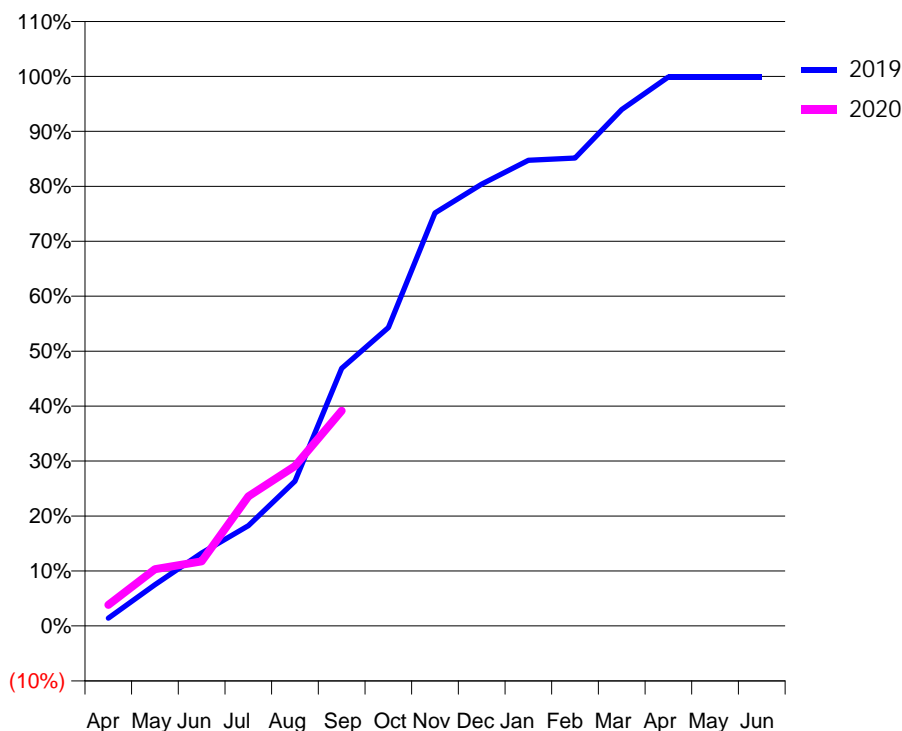
Q56 - Vital Signs Orthodontic At a Glance Contract Report for 329185/0001 - September 2019

| | | | |
|----------------------|-------------------------|---------------------------------------------|---------------|
| Name or company name | MR HS SKOYLES | 19/20 Contracted general activity (UDA) | 42,279 |
| Contract type name | GDS Contract | Carry forward general activity (UDA) | 1,474 |
| Purpose of contract | General and Orthodontic | 19/20 Contracted orthodontic activity (UOA) | 1,200 |
| Contract start date | 01/04/2006 | Carry forward orthodontic activity (UOA) | 1 |
| Contract end date | | Baseline contract value | £1,181,429.66 |

| ACCESS | Contract | England and Wales |
|----------------------------------------------|----------|-------------------|
| 24 month ratio of assessments to patient IDs | 1.32 | 1.07 |

| ACTIVITY | Contract |
|-------------------------------------------------------------------------------------------|----------|
| Contract assess and fit appliances (case starts) as a percentage of Area Team case starts | 0.4 % |

Cumulative percentage of contracted UOA delivered 2019 & 2020



| Month | Adjusted Scheduled Activity (UOA) | | |
|-----------|-----------------------------------|-------|------|
| | 2018 | 2019 | 2020 |
| April | 7 | 17 | 46 |
| May | 21 | 90 | 124 |
| June | 46 | 159 | 141 |
| July | 142 | 219 | 283 |
| August | 212 | 316 | 349 |
| September | 261 | 563 | 470 |
| October | 396 | 652 | |
| November | 515 | 902 | |
| December | 560 | 965 | |
| January | 660 | 1,017 | |
| February | 799 | 1,022 | |
| March | 987 | 1,128 | |
| April | 1,124 | 1,199 | |
| May | 1,188 | 1,199 | |
| June | 1,188 | 1,199 | |

QUANTITY METRICS (rolling 12 month period)

| | Contract Quantity | Contract Base Number | Contract * | Area Team | Region | England |
|----------------------------------------------------------------------------------|-------------------|----------------------|------------|-----------|--------|---------|
| % of all assessments that were assess and fit appliances (case starts) | 39 | 373 | 10.5% | 51.8% | 56.3% | 57.9% |
| % of all assessments that were assess and refuse | 10 | 373 | 2.7% | 14.3% | 11.8% | 12.4% |
| % of all assessments that were assess and review | 324 | 373 | 86.9% | 33.9% | 31.9% | 29.7% |
| % of case starts with a reported IOTN of 3 and Aesthetic Component of 5 or below | 0 | 39 | <i>N/A</i> | 0.1% | 0.2% | 0.1% |
| % of case starts with a reported IOTN of 3 and Aesthetic Component of 6 or above | 2 | 39 | 5.1% | 5.0% | 4.0% | 4.0% |
| % of case starts with a reported IOTN of 4 | 22 | 39 | 56.4% | 77.3% | 76.4% | 78.0% |
| % of case starts with a reported IOTN of 5 | 15 | 39 | 38.5% | 17.0% | 17.9% | 16.6% |
| % of concluded courses in receipt of dual-arch fixed appliances | 24 | 40 | 60.0% | 75.1% | 70.6% | 74.0% |
| % of concluded courses where treatment was abandoned or discontinued | 3 | 40 | 7.5% | 9.4% | 9.8% | 8.5% |
| % of patients satisfied with the treatment they have received | 0 | 0 | <i>N/A</i> | 100.0% | 94.8% | 95.5% |

* Figures in italics indicate that the base number is less than 100.

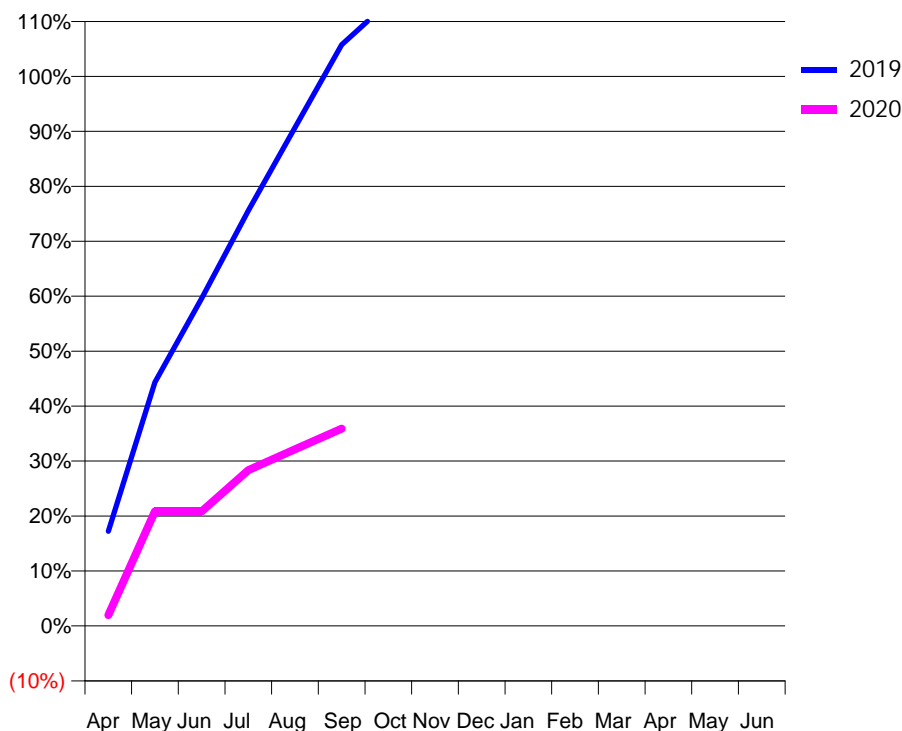
Q56 - Vital Signs Orthodontic At a Glance Contract Report for 636444/0001 - September 2019

| | | | |
|----------------------|----------------|---------------------------------------------|------------|
| Name or company name | MRS LD POULTER | 19/20 Contracted general activity (UDA) | 0 |
| Contract type name | PDS Contract | Carry forward general activity (UDA) | 0 |
| Purpose of contract | Orthodontic | 19/20 Contracted orthodontic activity (UOA) | 557 |
| Contract start date | 01/04/2006 | Carry forward orthodontic activity (UOA) | -11 |
| Contract end date | 03/04/2020 | Baseline contract value | £36,460.87 |

| ACCESS | Contract | England and Wales |
|----------------------------------------------|----------|-------------------|
| 24 month ratio of assessments to patient IDs | 1.04 | 1.07 |

| ACTIVITY | Contract |
|-------------------------------------------------------------------------------------------|----------|
| Contract assess and fit appliances (case starts) as a percentage of Area Team case starts | 0.1 % |

Cumulative percentage of contracted UOA delivered 2019 & 2020



| Month | Adjusted Scheduled Activity (UOA) | | |
|-----------|-----------------------------------|------|------|
| | 2018 | 2019 | 2020 |
| April | 96 | 96 | 11 |
| May | 140 | 247 | 116 |
| June | 161 | 332 | 116 |
| July | 164 | 421 | 158 |
| August | 209 | 505 | 179 |
| September | 297 | 589 | 200 |
| October | 361 | 632 | |
| November | 469 | 656 | |
| December | 534 | 656 | |
| January | 556 | 656 | |
| February | 591 | 656 | |
| March | 593 | 656 | |
| April | 593 | 656 | |
| May | 593 | 656 | |
| June | 593 | 656 | |

QUANTITY METRICS (rolling 12 month period)

| | Contract Quantity | Contract Base Number | Contract * | Area Team | Region | England |
|----------------------------------------------------------------------------------|-------------------|----------------------|------------|-----------|--------|---------|
| % of all assessments that were assess and fit appliances (case starts) | 12 | 16 | 75.0% | 51.8% | 56.3% | 57.9% |
| % of all assessments that were assess and refuse | 0 | 16 | 0.0% | 14.3% | 11.8% | 12.4% |
| % of all assessments that were assess and review | 4 | 16 | 25.0% | 33.9% | 31.9% | 29.7% |
| % of case starts with a reported IOTN of 3 and Aesthetic Component of 5 or below | 0 | 12 | N/A | 0.1% | 0.2% | 0.1% |
| % of case starts with a reported IOTN of 3 and Aesthetic Component of 6 or above | 2 | 12 | 16.7% | 5.0% | 4.0% | 4.0% |
| % of case starts with a reported IOTN of 4 | 7 | 12 | 58.3% | 77.3% | 76.4% | 78.0% |
| % of case starts with a reported IOTN of 5 | 3 | 12 | 25.0% | 17.0% | 17.9% | 16.6 % |
| % of concluded courses in receipt of dual-arch fixed appliances | 28 | 51 | 54.9% | 75.1% | 70.6% | 74.0% |
| % of concluded courses where treatment was abandoned or discontinued | 16 | 51 | 31.4% | 9.4% | 9.8% | 8.5% |
| % of patients satisfied with the treatment they have received | 0 | 0 | N/A | 100.0% | 94.8% | 95.5% |

* Figures in italics indicate that the base number is less than 100.

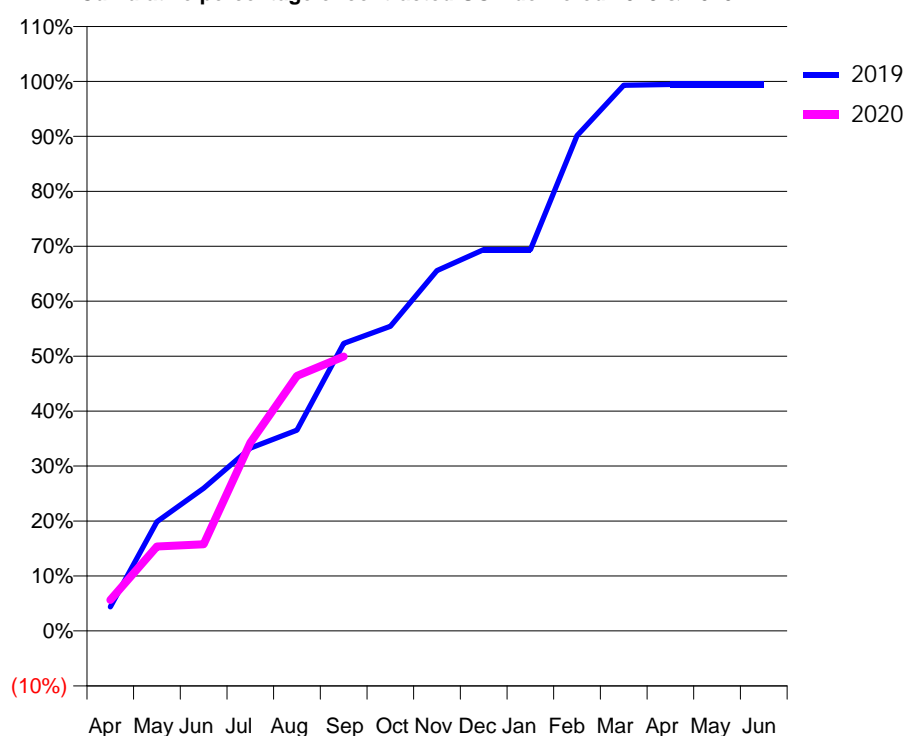
Q56 - Vital Signs Orthodontic At a Glance Contract Report for 729159/0001 - September 2019

| | | | |
|----------------------|-------------------------|---------------------------------------------|------------|
| Name or company name | MRS AM RAE | 19/20 Contracted general activity (UDA) | 612 |
| Contract type name | GDS Contract | Carry forward general activity (UDA) | 19 |
| Purpose of contract | General and Orthodontic | 19/20 Contracted orthodontic activity (UOA) | 709 |
| Contract start date | 01/04/2006 | Carry forward orthodontic activity (UOA) | 4 |
| Contract end date | | Baseline contract value | £62,631.01 |

| ACCESS | Contract | England and Wales |
|----------------------------------------------|----------|-------------------|
| 24 month ratio of assessments to patient IDs | 1.01 | 1.07 |

| ACTIVITY | Contract |
|-------------------------------------------------------------------------------------------|----------|
| Contract assess and fit appliances (case starts) as a percentage of Area Team case starts | 0.3 % |

Cumulative percentage of contracted UOA delivered 2019 & 2020



| Month | Adjusted Scheduled Activity (UOA) | | |
|-----------|-----------------------------------|------|------|
| | 2018 | 2019 | 2020 |
| April | 20 | 31 | 40 |
| May | 149 | 141 | 109 |
| June | 278 | 184 | 112 |
| July | 306 | 236 | 243 |
| August | 330 | 259 | 329 |
| September | 426 | 371 | 354 |
| October | 469 | 393 | |
| November | 515 | 465 | |
| December | 544 | 492 | |
| January | 567 | 492 | |
| February | 633 | 639 | |
| March | 675 | 704 | |
| April | 717 | 705 | |
| May | 717 | 705 | |
| June | 717 | 705 | |

QUANTITY METRICS (rolling 12 month period)

| | Contract Quantity | Contract Base Number | Contract * | Area Team | Region | England |
|----------------------------------------------------------------------------------|-------------------|----------------------|------------|-----------|--------|---------|
| % of all assessments that were assess and fit appliances (case starts) | 31 | 72 | 43.1% | 51.8% | 56.3% | 57.9% |
| % of all assessments that were assess and refuse | 18 | 72 | 25.0% | 14.3% | 11.8% | 12.4% |
| % of all assessments that were assess and review | 23 | 72 | 31.9% | 33.9% | 31.9% | 29.7% |
| % of case starts with a reported IOTN of 3 and Aesthetic Component of 5 or below | 0 | 31 | <i>N/A</i> | 0.1% | 0.2% | 0.1% |
| % of case starts with a reported IOTN of 3 and Aesthetic Component of 6 or above | 0 | 31 | <i>N/A</i> | 5.0% | 4.0% | 4.0% |
| % of case starts with a reported IOTN of 4 | 24 | 31 | 77.4% | 77.3% | 76.4% | 78.0% |
| % of case starts with a reported IOTN of 5 | 5 | 31 | 16.1% | 17.0% | 17.9% | 16.6% |
| % of concluded courses in receipt of dual-arch fixed appliances | 32 | 38 | 84.2% | 75.1% | 70.6% | 74.0% |
| % of concluded courses where treatment was abandoned or discontinued | 4 | 38 | 10.5% | 9.4% | 9.8% | 8.5% |
| % of patients satisfied with the treatment they have received | 0 | 0 | <i>N/A</i> | 100.0% | 94.8% | 95.5% |

* Figures in italics indicate that the base number is less than 100.

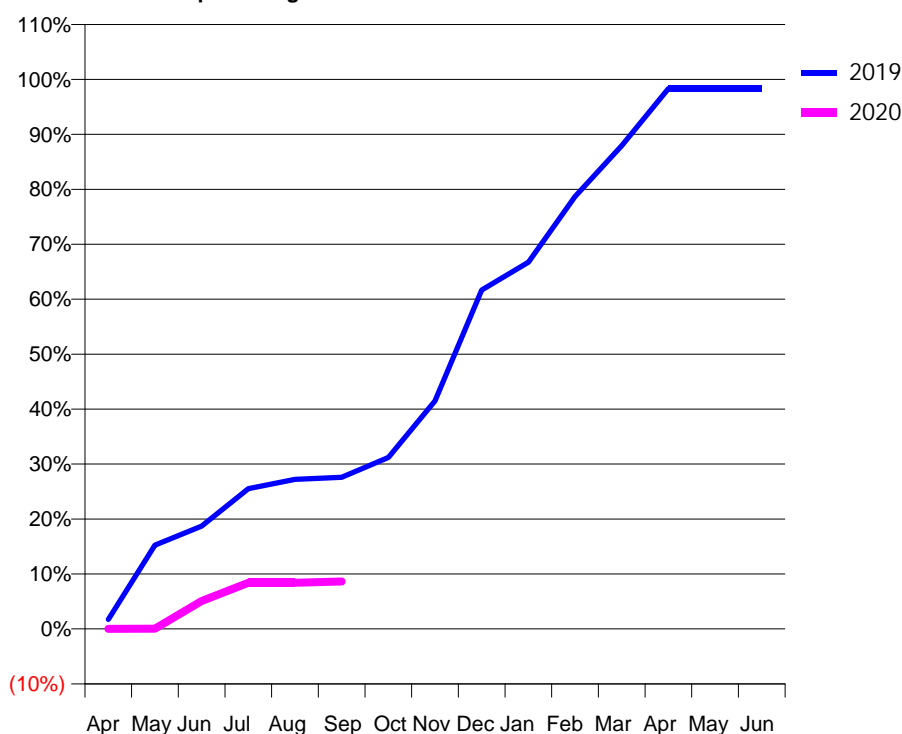
Q56 - Vital Signs Orthodontic At a Glance Contract Report for 736619/0001 - September 2019

| | | | |
|----------------------|-------------------------|---------------------------------------------|-------------|
| Name or company name | MR DB BUCHANAN | 19/20 Contracted general activity (UDA) | 1,628 |
| Contract type name | GDS Contract | Carry forward general activity (UDA) | 57 |
| Purpose of contract | General and Orthodontic | 19/20 Contracted orthodontic activity (UOA) | 1,257 |
| Contract start date | 01/08/2010 | Carry forward orthodontic activity (UOA) | 0 |
| Contract end date | | Baseline contract value | £117,094.73 |

| ACCESS | Contract | England and Wales |
|----------------------------------------------|----------|-------------------|
| 24 month ratio of assessments to patient IDs | 1.08 | 1.07 |

| ACTIVITY | Contract |
|-------------------------------------------------------------------------------------------|----------|
| Contract assess and fit appliances (case starts) as a percentage of Area Team case starts | 0.5 % |

Cumulative percentage of contracted UOA delivered 2019 & 2020



| Month | Adjusted Scheduled Activity (UOA) | | |
|-----------|-----------------------------------|-------|------|
| | 2018 | 2019 | 2020 |
| April | -2 | 22 | 0 |
| May | 22 | 192 | 1 |
| June | 45 | 235 | 64 |
| July | 89 | 321 | 106 |
| August | 175 | 342 | 106 |
| September | 266 | 347 | 109 |
| October | 293 | 392 | |
| November | 427 | 521 | |
| December | 619 | 775 | |
| January | 705 | 839 | |
| February | 1,086 | 989 | |
| March | 1,279 | 1,105 | |
| April | 1,279 | 1,236 | |
| May | 1,278 | 1,236 | |
| June | 1,278 | 1,236 | |

QUANTITY METRICS (rolling 12 month period)

| | Contract Quantity | Contract Base Number | Contract * | Area Team | Region | England |
|----------------------------------------------------------------------------------|-------------------|----------------------|------------|-----------|--------|---------|
| % of all assessments that were assess and fit appliances (case starts) | 46 | 69 | 66.7% | 51.8% | 56.3% | 57.9% |
| % of all assessments that were assess and refuse | 5 | 69 | 7.2% | 14.3% | 11.8% | 12.4% |
| % of all assessments that were assess and review | 18 | 69 | 26.1% | 33.9% | 31.9% | 29.7% |
| % of case starts with a reported IOTN of 3 and Aesthetic Component of 5 or below | 0 | 46 | <i>N/A</i> | 0.1% | 0.2% | 0.1% |
| % of case starts with a reported IOTN of 3 and Aesthetic Component of 6 or above | 0 | 46 | <i>N/A</i> | 5.0% | 4.0% | 4.0% |
| % of case starts with a reported IOTN of 4 | 42 | 46 | 91.3% | 77.3% | 76.4% | 78.0% |
| % of case starts with a reported IOTN of 5 | 4 | 46 | 8.7% | 17.0% | 17.9% | 16.6 % |
| % of concluded courses in receipt of dual-arch fixed appliances | 17 | 22 | 77.3% | 75.1% | 70.6% | 74.0% |
| % of concluded courses where treatment was abandoned or discontinued | 0 | 22 | 0.0% | 9.4% | 9.8% | 8.5% |
| % of patients satisfied with the treatment they have received | 0 | 0 | <i>N/A</i> | 100.0% | 94.8% | 95.5% |

* Figures in italics indicate that the base number is less than 100.

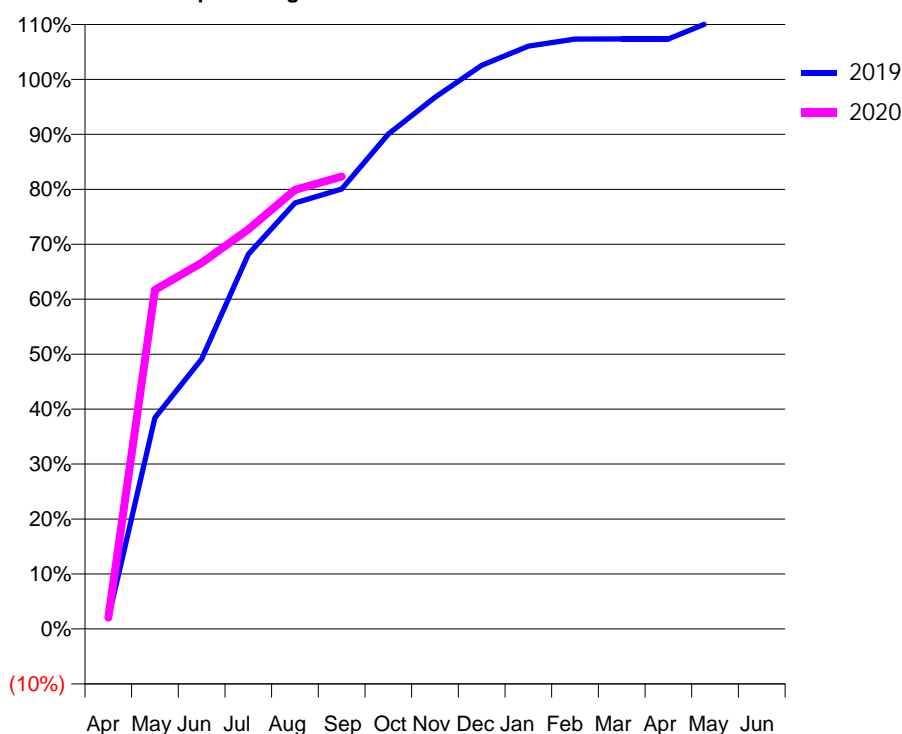
Q56 - Vital Signs Orthodontic At a Glance Contract Report for 817899/0003 - September 2019

| | | | |
|----------------------|---------------|---------------------------------------------|-------------|
| Name or company name | MRS AM BRANCH | 19/20 Contracted general activity (UDA) | 0 |
| Contract type name | PDS Contract | Carry forward general activity (UDA) | 0 |
| Purpose of contract | Orthodontic | 19/20 Contracted orthodontic activity (UOA) | 1,762 |
| Contract start date | 05/01/2015 | Carry forward orthodontic activity (UOA) | -36 |
| Contract end date | 03/04/2020 | Baseline contract value | £115,422.58 |

| ACCESS | Contract | England and Wales |
|----------------------------------------------|----------|-------------------|
| 24 month ratio of assessments to patient IDs | 1.29 | 1.07 |

| ACTIVITY | Contract |
|-------------------------------------------------------------------------------------------|----------|
| Contract assess and fit appliances (case starts) as a percentage of Area Team case starts | 1.0 % |

Cumulative percentage of contracted UOA delivered 2019 & 2020



| Month | Adjusted Scheduled Activity (UOA) | | |
|-----------|-----------------------------------|-------|-------|
| | 2018 | 2019 | 2020 |
| April | 211 | 35 | 36 |
| May | 997 | 693 | 1,087 |
| June | 1,173 | 886 | 1,174 |
| July | 1,450 | 1,230 | 1,281 |
| August | 1,502 | 1,398 | 1,408 |
| September | 1,604 | 1,444 | 1,450 |
| October | 1,680 | 1,625 | |
| November | 1,683 | 1,745 | |
| December | 1,693 | 1,850 | |
| January | 1,766 | 1,913 | |
| February | 1,838 | 1,936 | |
| March | 1,841 | 1,937 | |
| April | 1,845 | 1,937 | |
| May | 1,846 | 1,999 | |
| June | 1,846 | 1,999 | |

QUANTITY METRICS (rolling 12 month period)

| | Contract Quantity | Contract Base Number | Contract * | Area Team | Region | England |
|----------------------------------------------------------------------------------|-------------------|----------------------|--------------|-----------|--------|---------|
| % of all assessments that were assess and fit appliances (case starts) | 92 | 132 | 69.7% | 51.8% | 56.3% | 57.9% |
| % of all assessments that were assess and refuse | 4 | 132 | 3.0% | 14.3% | 11.8% | 12.4% |
| % of all assessments that were assess and review | 36 | 132 | 27.3% | 33.9% | 31.9% | 29.7% |
| % of case starts with a reported IOTN of 3 and Aesthetic Component of 5 or below | 0 | 92 | <i>N/A</i> | 0.1% | 0.2% | 0.1% |
| % of case starts with a reported IOTN of 3 and Aesthetic Component of 6 or above | 1 | 92 | <i>1.1%</i> | 5.0% | 4.0% | 4.0% |
| % of case starts with a reported IOTN of 4 | 73 | 92 | <i>79.3%</i> | 77.3% | 76.4% | 78.0% |
| % of case starts with a reported IOTN of 5 | 17 | 92 | <i>18.5%</i> | 17.0% | 17.9% | 16.6 % |
| % of concluded courses in receipt of dual-arch fixed appliances | 52 | 58 | <i>89.7%</i> | 75.1% | 70.6% | 74.0% |
| % of concluded courses where treatment was abandoned or discontinued | 2 | 58 | <i>3.4%</i> | 9.4% | 9.8% | 8.5% |
| % of patients satisfied with the treatment they have received | 0 | 0 | <i>N/A</i> | 100.0% | 94.8% | 95.5% |

* Figures in italics indicate that the base number is less than 100.

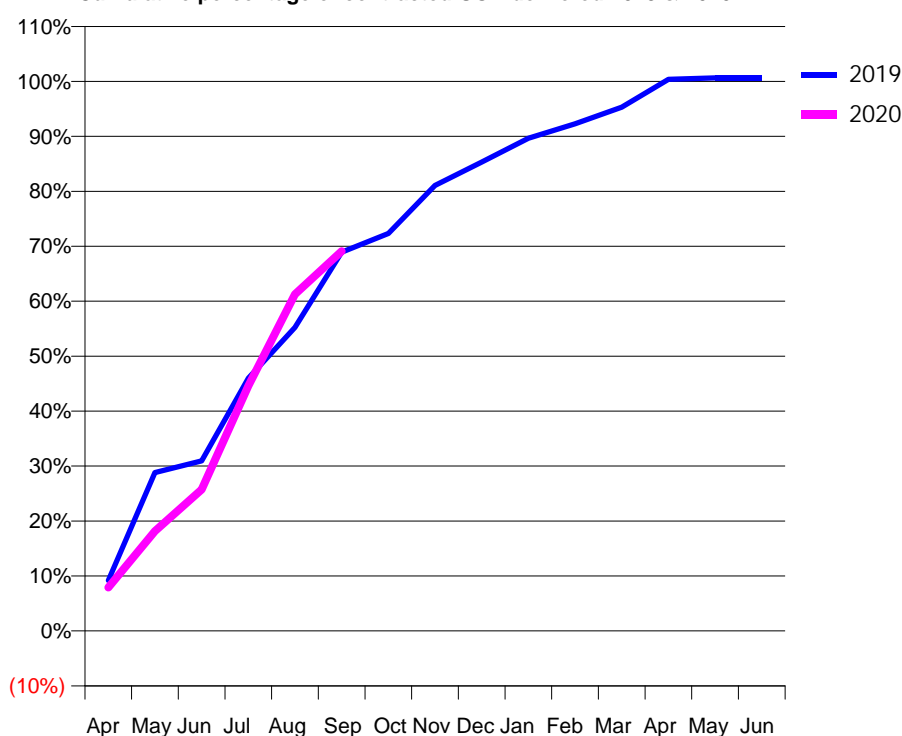
Q56 - Vital Signs Orthodontic At a Glance Contract Report for 822493/0001 - September 2019

| | | | |
|----------------------|--------------|---------------------------------------------|-------------|
| Name or company name | MR AR HARE | 19/20 Contracted general activity (UDA) | 0 |
| Contract type name | PDS Contract | Carry forward general activity (UDA) | 0 |
| Purpose of contract | Orthodontic | 19/20 Contracted orthodontic activity (UOA) | 10,244 |
| Contract start date | 01/04/2006 | Carry forward orthodontic activity (UOA) | -65 |
| Contract end date | 03/04/2020 | Baseline contract value | £653,690.36 |

| ACCESS | Contract | England and Wales |
|----------------------------------------------|----------|-------------------|
| 24 month ratio of assessments to patient IDs | 1.01 | 1.07 |

| ACTIVITY | Contract |
|-------------------------------------------------------------------------------------------|----------|
| Contract assess and fit appliances (case starts) as a percentage of Area Team case starts | 5.3 % |

Cumulative percentage of contracted UOA delivered 2019 & 2020



| Month | Adjusted Scheduled Activity (UOA) | | |
|-----------|-----------------------------------|--------|-------|
| | 2018 | 2019 | 2020 |
| April | 885 | 948 | 808 |
| May | 3,019 | 2,977 | 1,860 |
| June | 4,417 | 3,197 | 2,636 |
| July | 5,772 | 4,750 | 4,568 |
| August | 6,601 | 5,703 | 6,276 |
| September | 7,751 | 7,116 | 7,079 |
| October | 8,193 | 7,469 | |
| November | 8,955 | 8,372 | |
| December | 9,382 | 8,812 | |
| January | 9,545 | 9,260 | |
| February | 9,795 | 9,531 | |
| March | 10,190 | 9,843 | |
| April | 10,257 | 10,365 | |
| May | 10,259 | 10,392 | |
| June | 10,259 | 10,393 | |

QUANTITY METRICS (rolling 12 month period)

| | Contract Quantity | Contract Base Number | Contract * | Area Team | Region | England |
|----------------------------------------------------------------------------------|-------------------|----------------------|------------|-----------|--------|---------|
| % of all assessments that were assess and fit appliances (case starts) | 470 | 943 | 49.8% | 51.8% | 56.3% | 57.9% |
| % of all assessments that were assess and refuse | 204 | 943 | 21.6% | 14.3% | 11.8% | 12.4% |
| % of all assessments that were assess and review | 269 | 943 | 28.5% | 33.9% | 31.9% | 29.7% |
| % of case starts with a reported IOTN of 3 and Aesthetic Component of 5 or below | 0 | 470 | N/A | 0.1% | 0.2% | 0.1% |
| % of case starts with a reported IOTN of 3 and Aesthetic Component of 6 or above | 25 | 470 | 5.3% | 5.0% | 4.0% | 4.0% |
| % of case starts with a reported IOTN of 4 | 362 | 470 | 77.0% | 77.3% | 76.4% | 78.0% |
| % of case starts with a reported IOTN of 5 | 80 | 470 | 17.0% | 17.0% | 17.9% | 16.6 % |
| % of concluded courses in receipt of dual-arch fixed appliances | 396 | 434 | 91.2% | 75.1% | 70.6% | 74.0% |
| % of concluded courses where treatment was abandoned or discontinued | 27 | 434 | 6.2% | 9.4% | 9.8% | 8.5% |
| % of patients satisfied with the treatment they have received | 3 | 3 | 100.0% | 100.0% | 94.8% | 95.5% |

* Figures in italics indicate that the base number is less than 100.

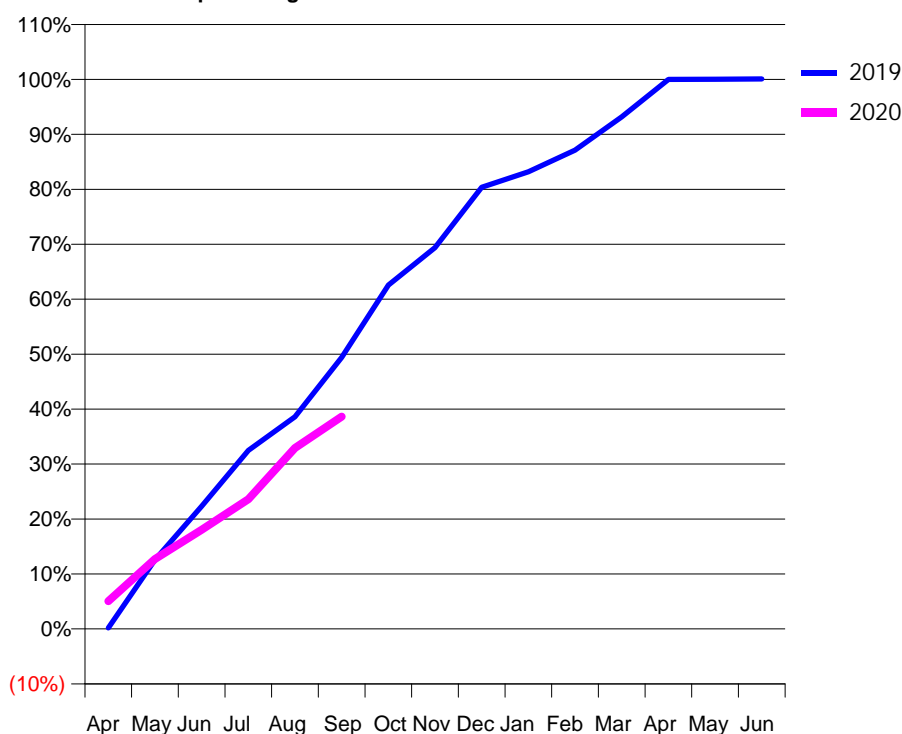
Q56 - Vital Signs Orthodontic At a Glance Contract Report for 822493/0002 - September 2019

| | | | |
|----------------------|--------------|---------------------------------------------|-------------|
| Name or company name | MR AR HARE | 19/20 Contracted general activity (UDA) | 0 |
| Contract type name | PDS Contract | Carry forward general activity (UDA) | 0 |
| Purpose of contract | Orthodontic | 19/20 Contracted orthodontic activity (UOA) | 7,593 |
| Contract start date | 01/04/2006 | Carry forward orthodontic activity (UOA) | -4 |
| Contract end date | 03/04/2020 | Baseline contract value | £484,594.63 |

| ACCESS | Contract | England and Wales |
|----------------------------------------------|----------|-------------------|
| 24 month ratio of assessments to patient IDs | 1.03 | 1.07 |

| ACTIVITY | Contract |
|-------------------------------------------------------------------------------------------|----------|
| Contract assess and fit appliances (case starts) as a percentage of Area Team case starts | 3.6 % |

Cumulative percentage of contracted UOA delivered 2019 & 2020



| Month | Adjusted Scheduled Activity (UOA) | | |
|-----------|-----------------------------------|-------|-------|
| | 2018 | 2019 | 2020 |
| April | 0 | 14 | 384 |
| May | 520 | 953 | 967 |
| June | 639 | 1,697 | 1,370 |
| July | 1,425 | 2,467 | 1,793 |
| August | 1,857 | 2,931 | 2,499 |
| September | 3,110 | 3,751 | 2,935 |
| October | 3,110 | 4,751 | |
| November | 4,143 | 5,268 | |
| December | 5,035 | 6,102 | |
| January | 5,908 | 6,316 | |
| February | 6,790 | 6,615 | |
| March | 7,454 | 7,075 | |
| April | 7,584 | 7,593 | |
| May | 7,586 | 7,595 | |
| June | 7,607 | 7,597 | |

QUANTITY METRICS (rolling 12 month period)

| | Contract Quantity | Contract Base Number | Contract * | Area Team | Region | England |
|----------------------------------------------------------------------------------|-------------------|----------------------|------------|-----------|--------|---------|
| % of all assessments that were assess and fit appliances (case starts) | 316 | 493 | 64.1% | 51.8% | 56.3% | 57.9% |
| % of all assessments that were assess and refuse | 85 | 493 | 17.2% | 14.3% | 11.8% | 12.4% |
| % of all assessments that were assess and review | 92 | 493 | 18.7% | 33.9% | 31.9% | 29.7% |
| % of case starts with a reported IOTN of 3 and Aesthetic Component of 5 or below | 0 | 316 | N/A | 0.1% | 0.2% | 0.1% |
| % of case starts with a reported IOTN of 3 and Aesthetic Component of 6 or above | 18 | 316 | 5.7% | 5.0% | 4.0% | 4.0% |
| % of case starts with a reported IOTN of 4 | 246 | 316 | 77.8% | 77.3% | 76.4% | 78.0% |
| % of case starts with a reported IOTN of 5 | 48 | 316 | 15.2% | 17.0% | 17.9% | 16.6 % |
| % of concluded courses in receipt of dual-arch fixed appliances | 235 | 287 | 81.9% | 75.1% | 70.6% | 74.0% |
| % of concluded courses where treatment was abandoned or discontinued | 39 | 287 | 13.6% | 9.4% | 9.8% | 8.5% |
| % of patients satisfied with the treatment they have received | 1 | 1 | 100.0% | 100.0% | 94.8% | 95.5% |

* Figures in italics indicate that the base number is less than 100.

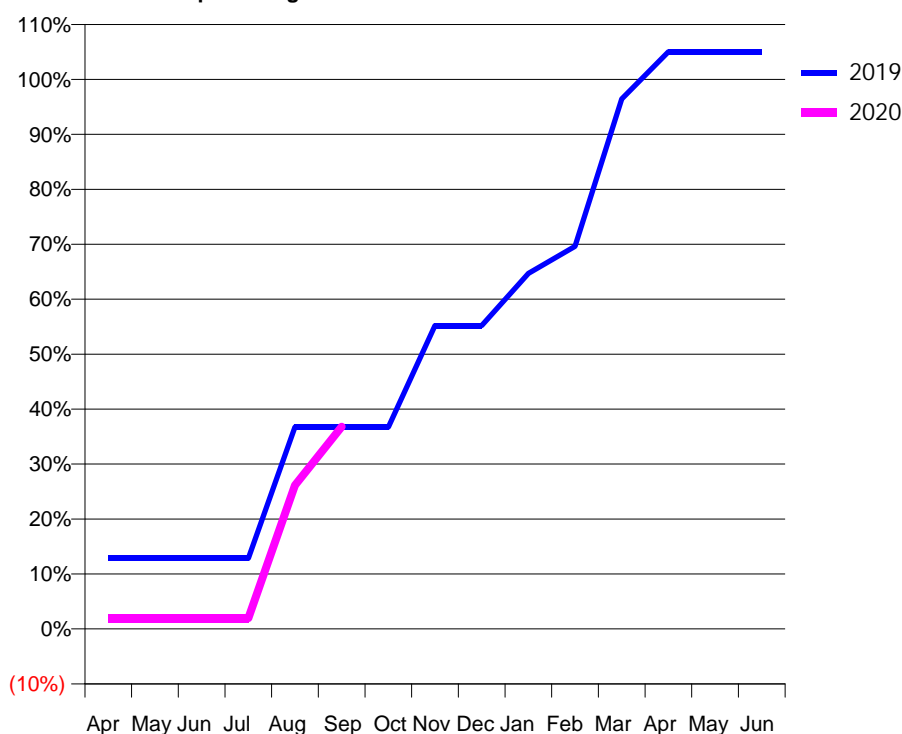
Q56 - Vital Signs Orthodontic At a Glance Contract Report for 827134/0006 - September 2019

| | | | |
|----------------------|-------------------------|---------------------------------------------|-------------|
| Name or company name | MR JG PLUMMER | 19/20 Contracted general activity (UDA) | 13,778 |
| Contract type name | GDS Contract | Carry forward general activity (UDA) | -276 |
| Purpose of contract | General and Orthodontic | 19/20 Contracted orthodontic activity (UOA) | 1,408 |
| Contract start date | 01/04/2006 | Carry forward orthodontic activity (UOA) | -28 |
| Contract end date | | Baseline contract value | £574,086.55 |

| ACCESS | Contract | England and Wales |
|----------------------------------------------|----------|-------------------|
| 24 month ratio of assessments to patient IDs | 1.05 | 1.07 |

| ACTIVITY | Contract |
|-------------------------------------------------------------------------------------------|----------|
| Contract assess and fit appliances (case starts) as a percentage of Area Team case starts | 0.8 % |

Cumulative percentage of contracted UOA delivered 2019 & 2020



| Month | Adjusted Scheduled Activity (UOA) | | |
|-----------|-----------------------------------|-------|------|
| | 2018 | 2019 | 2020 |
| April | -41 | 181 | 28 |
| May | -41 | 181 | 28 |
| June | -41 | 181 | 28 |
| July | 175 | 181 | 28 |
| August | 175 | 517 | 368 |
| September | 412 | 517 | 518 |
| October | 476 | 517 | |
| November | 560 | 777 | |
| December | 791 | 777 | |
| January | 791 | 911 | |
| February | 1,268 | 980 | |
| March | 1,331 | 1,358 | |
| April | 1,394 | 1,479 | |
| May | 1,394 | 1,479 | |
| June | 1,394 | 1,479 | |

QUANTITY METRICS (rolling 12 month period)

| | Contract Quantity | Contract Base Number | Contract * | Area Team | Region | England |
|----------------------------------------------------------------------------------|-------------------|----------------------|------------|-----------|--------|---------|
| % of all assessments that were assess and fit appliances (case starts) | 70 | 132 | 53.0% | 51.8% | 56.3% | 57.9% |
| % of all assessments that were assess and refuse | 0 | 132 | 0.0% | 14.3% | 11.8% | 12.4% |
| % of all assessments that were assess and review | 62 | 132 | 47.0% | 33.9% | 31.9% | 29.7% |
| % of case starts with a reported IOTN of 3 and Aesthetic Component of 5 or below | 0 | 70 | <i>N/A</i> | 0.1% | 0.2% | 0.1% |
| % of case starts with a reported IOTN of 3 and Aesthetic Component of 6 or above | 1 | 70 | 1.4% | 5.0% | 4.0% | 4.0% |
| % of case starts with a reported IOTN of 4 | 60 | 70 | 85.7% | 77.3% | 76.4% | 78.0% |
| % of case starts with a reported IOTN of 5 | 9 | 70 | 12.9% | 17.0% | 17.9% | 16.6 % |
| % of concluded courses in receipt of dual-arch fixed appliances | 1 | 1 | 100.0% | 75.1% | 70.6% | 74.0% |
| % of concluded courses where treatment was abandoned or discontinued | 0 | 1 | 0.0% | 9.4% | 9.8% | 8.5% |
| % of patients satisfied with the treatment they have received | 0 | 0 | <i>N/A</i> | 100.0% | 94.8% | 95.5% |

* Figures in italics indicate that the base number is less than 100.

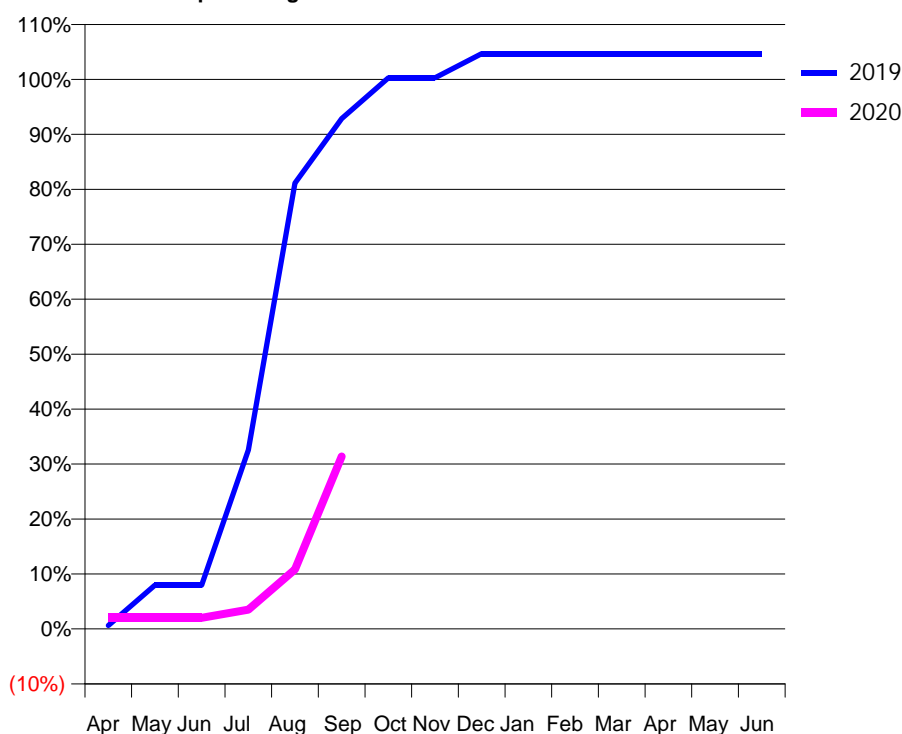
Q56 - Vital Signs Orthodontic At a Glance Contract Report for 827134/0007 - September 2019

| | | | |
|----------------------|-------------------------|---------------------------------------------|-------------|
| Name or company name | MR JG PLUMMER | 19/20 Contracted general activity (UDA) | 17,482 |
| Contract type name | GDS Contract | Carry forward general activity (UDA) | -83 |
| Purpose of contract | General and Orthodontic | 19/20 Contracted orthodontic activity (UOA) | 1,430 |
| Contract start date | 01/04/2006 | Carry forward orthodontic activity (UOA) | -29 |
| Contract end date | | Baseline contract value | £722,295.21 |

| ACCESS | Contract | England and Wales |
|----------------------------------------------|----------|-------------------|
| 24 month ratio of assessments to patient IDs | 1.02 | 1.07 |

| ACTIVITY | Contract |
|-------------------------------------------------------------------------------------------|----------|
| Contract assess and fit appliances (case starts) as a percentage of Area Team case starts | 0.3 % |

Cumulative percentage of contracted UOA delivered 2019 & 2020



| Month | Adjusted Scheduled Activity (UOA) | | |
|-----------|-----------------------------------|-------|------|
| | 2018 | 2019 | 2020 |
| April | -5 | 9 | 29 |
| May | 46 | 114 | 29 |
| June | 46 | 114 | 29 |
| July | 310 | 466 | 50 |
| August | 310 | 1,160 | 155 |
| September | 373 | 1,328 | 449 |
| October | 457 | 1,434 | |
| November | 499 | 1,434 | |
| December | 694 | 1,497 | |
| January | 694 | 1,497 | |
| February | 837 | 1,497 | |
| March | 1,180 | 1,497 | |
| April | 1,439 | 1,497 | |
| May | 1,439 | 1,497 | |
| June | 1,439 | 1,497 | |

QUANTITY METRICS (rolling 12 month period)

| | Contract Quantity | Contract Base Number | Contract * | Area Team | Region | England |
|----------------------------------------------------------------------------------|-------------------|----------------------|------------|-----------|--------|---------|
| % of all assessments that were assess and fit appliances (case starts) | 28 | 29 | 96.6% | 51.8% | 56.3% | 57.9% |
| % of all assessments that were assess and refuse | 0 | 29 | 0.0% | 14.3% | 11.8% | 12.4% |
| % of all assessments that were assess and review | 1 | 29 | 3.4% | 33.9% | 31.9% | 29.7% |
| % of case starts with a reported IOTN of 3 and Aesthetic Component of 5 or below | 0 | 28 | N/A | 0.1% | 0.2% | 0.1% |
| % of case starts with a reported IOTN of 3 and Aesthetic Component of 6 or above | 0 | 28 | N/A | 5.0% | 4.0% | 4.0% |
| % of case starts with a reported IOTN of 4 | 25 | 28 | 89.3% | 77.3% | 76.4% | 78.0% |
| % of case starts with a reported IOTN of 5 | 3 | 28 | 10.7% | 17.0% | 17.9% | 16.6 % |
| % of concluded courses in receipt of dual-arch fixed appliances | 50 | 56 | 89.3% | 75.1% | 70.6% | 74.0% |
| % of concluded courses where treatment was abandoned or discontinued | 6 | 56 | 10.7% | 9.4% | 9.8% | 8.5% |
| % of patients satisfied with the treatment they have received | 0 | 0 | N/A | 100.0% | 94.8% | 95.5% |

* Figures in italics indicate that the base number is less than 100.

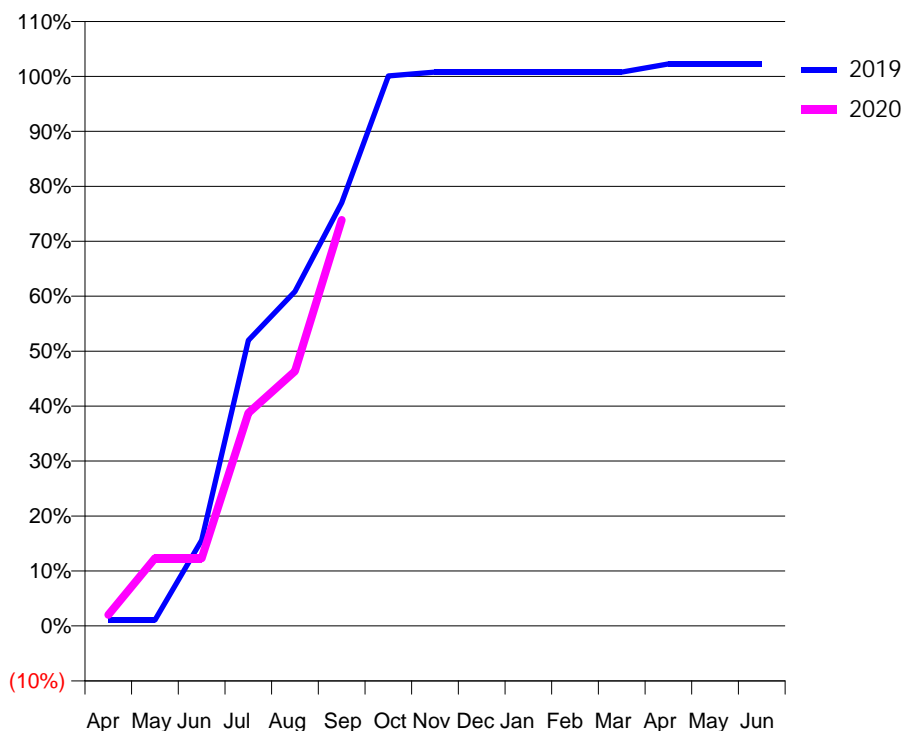
Q56 - Vital Signs Orthodontic At a Glance Contract Report for 827134/0008 - September 2019

| | | | |
|----------------------|-------------------------|---------------------------------------------|-------------|
| Name or company name | MR JG PLUMMER | 19/20 Contracted general activity (UDA) | 25,930 |
| Contract type name | GDS Contract | Carry forward general activity (UDA) | 175 |
| Purpose of contract | General and Orthodontic | 19/20 Contracted orthodontic activity (UOA) | 1,430 |
| Contract start date | 01/04/2006 | Carry forward orthodontic activity (UOA) | -29 |
| Contract end date | | Baseline contract value | £871,987.69 |

| ACCESS | Contract | England and Wales |
|----------------------------------------------|----------|-------------------|
| 24 month ratio of assessments to patient IDs | 1.23 | 1.07 |

| ACTIVITY | Contract |
|-------------------------------------------------------------------------------------------|----------|
| Contract assess and fit appliances (case starts) as a percentage of Area Team case starts | 0.7 % |

Cumulative percentage of contracted UOA delivered 2019 & 2020



| Month | Adjusted Scheduled Activity (UOA) | | |
|-----------|-----------------------------------|-------|-------|
| | 2018 | 2019 | 2020 |
| April | 5 | 15 | 29 |
| May | 26 | 15 | 176 |
| June | 192 | 223 | 176 |
| July | 305 | 743 | 554 |
| August | 825 | 870 | 663 |
| September | 990 | 1,101 | 1,056 |
| October | 1,140 | 1,431 | |
| November | 1,325 | 1,441 | |
| December | 1,465 | 1,441 | |
| January | 1,465 | 1,441 | |
| February | 1,445 | 1,441 | |
| March | 1,445 | 1,441 | |
| April | 1,445 | 1,462 | |
| May | 1,445 | 1,462 | |
| June | 1,445 | 1,462 | |

QUANTITY METRICS (rolling 12 month period)

| | Contract Quantity | Contract Base Number | Contract * | Area Team | Region | England |
|----------------------------------------------------------------------------------|-------------------|----------------------|------------|-----------|--------|---------|
| % of all assessments that were assess and fit appliances (case starts) | 66 | 215 | 30.7% | 51.8% | 56.3% | 57.9% |
| % of all assessments that were assess and refuse | 23 | 215 | 10.7% | 14.3% | 11.8% | 12.4% |
| % of all assessments that were assess and review | 126 | 215 | 58.6% | 33.9% | 31.9% | 29.7% |
| % of case starts with a reported IOTN of 3 and Aesthetic Component of 5 or below | 0 | 66 | <i>N/A</i> | 0.1% | 0.2% | 0.1% |
| % of case starts with a reported IOTN of 3 and Aesthetic Component of 6 or above | 0 | 66 | <i>N/A</i> | 5.0% | 4.0% | 4.0% |
| % of case starts with a reported IOTN of 4 | 51 | 66 | 77.3% | 77.3% | 76.4% | 78.0% |
| % of case starts with a reported IOTN of 5 | 15 | 66 | 22.7% | 17.0% | 17.9% | 16.6 % |
| % of concluded courses in receipt of dual-arch fixed appliances | 23 | 27 | 85.2% | 75.1% | 70.6% | 74.0% |
| % of concluded courses where treatment was abandoned or discontinued | 4 | 27 | 14.8% | 9.4% | 9.8% | 8.5% |
| % of patients satisfied with the treatment they have received | 0 | 0 | <i>N/A</i> | 100.0% | 94.8% | 95.5% |

* Figures in italics indicate that the base number is less than 100.

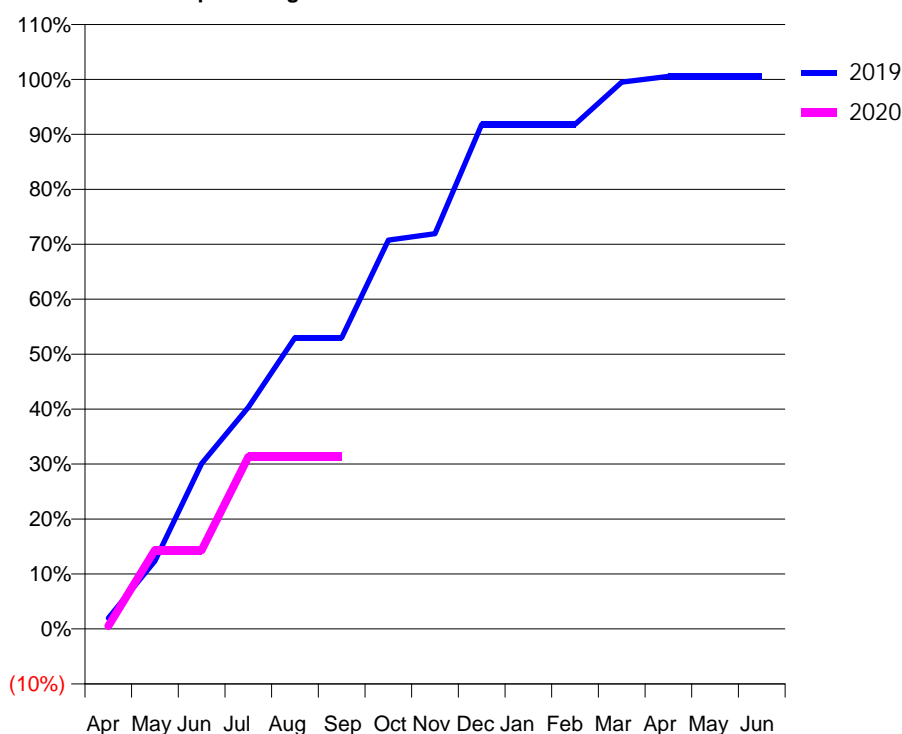
Q56 - Vital Signs Orthodontic At a Glance Contract Report for 827134/0009 - September 2019

| | | | |
|----------------------|-------------------------|---------------------------------------------|---------------|
| Name or company name | MR JG PLUMMER | 19/20 Contracted general activity (UDA) | 35,162 |
| Contract type name | GDS Contract | Carry forward general activity (UDA) | 1,393 |
| Purpose of contract | General and Orthodontic | 19/20 Contracted orthodontic activity (UOA) | 1,980 |
| Contract start date | 01/04/2006 | Carry forward orthodontic activity (UOA) | -11 |
| Contract end date | | Baseline contract value | £1,189,190.78 |

| ACCESS | Contract | England and Wales |
|----------------------------------------------|----------|-------------------|
| 24 month ratio of assessments to patient IDs | 1.11 | 1.07 |

| ACTIVITY | Contract |
|-------------------------------------------------------------------------------------------|----------|
| Contract assess and fit appliances (case starts) as a percentage of Area Team case starts | 0.8 % |

Cumulative percentage of contracted UOA delivered 2019 & 2020



| Month | Adjusted Scheduled Activity (UOA) | | |
|-----------|-----------------------------------|-------|------|
| | 2018 | 2019 | 2020 |
| April | 26 | 39 | 11 |
| May | 26 | 245 | 284 |
| June | 26 | 596 | 284 |
| July | 589 | 799 | 620 |
| August | 589 | 1,049 | 620 |
| September | 770 | 1,049 | 620 |
| October | 770 | 1,401 | |
| November | 1,388 | 1,424 | |
| December | 1,749 | 1,818 | |
| January | 1,749 | 1,818 | |
| February | 1,908 | 1,818 | |
| March | 2,031 | 1,970 | |
| April | 2,019 | 1,991 | |
| May | 2,019 | 1,991 | |
| June | 2,019 | 1,991 | |

QUANTITY METRICS (rolling 12 month period)

| | Contract Quantity | Contract Base Number | Contract * | Area Team | Region | England |
|----------------------------------------------------------------------------------|-------------------|----------------------|------------|-----------|--------|---------|
| % of all assessments that were assess and fit appliances (case starts) | 71 | 131 | 54.2% | 51.8% | 56.3% | 57.9% |
| % of all assessments that were assess and refuse | 0 | 131 | 0.0% | 14.3% | 11.8% | 12.4% |
| % of all assessments that were assess and review | 60 | 131 | 45.8% | 33.9% | 31.9% | 29.7% |
| % of case starts with a reported IOTN of 3 and Aesthetic Component of 5 or below | 0 | 71 | <i>N/A</i> | 0.1% | 0.2% | 0.1% |
| % of case starts with a reported IOTN of 3 and Aesthetic Component of 6 or above | 1 | 71 | 1.4% | 5.0% | 4.0% | 4.0% |
| % of case starts with a reported IOTN of 4 | 50 | 71 | 70.4% | 77.3% | 76.4% | 78.0% |
| % of case starts with a reported IOTN of 5 | 20 | 71 | 28.2% | 17.0% | 17.9% | 16.6 % |
| % of concluded courses in receipt of dual-arch fixed appliances | 55 | 62 | 88.7% | 75.1% | 70.6% | 74.0% |
| % of concluded courses where treatment was abandoned or discontinued | 6 | 62 | 9.7% | 9.4% | 9.8% | 8.5% |
| % of patients satisfied with the treatment they have received | 0 | 0 | <i>N/A</i> | 100.0% | 94.8% | 95.5% |

* Figures in italics indicate that the base number is less than 100.

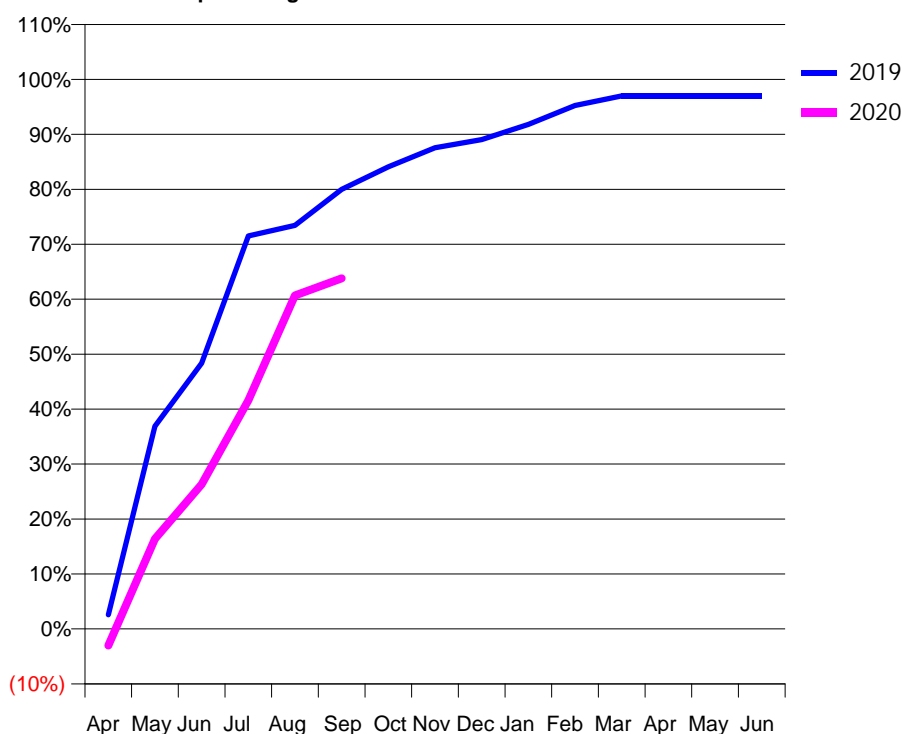
Q56 - Vital Signs Orthodontic At a Glance Contract Report for 827134/0010 - September 2019

| | | | |
|----------------------|-------------------------|---------------------------------------------|---------------|
| Name or company name | MR JG PLUMMER | 19/20 Contracted general activity (UDA) | 51,443 |
| Contract type name | Pilot Contract | Carry forward general activity (UDA) | 0 |
| Purpose of contract | General and Orthodontic | 19/20 Contracted orthodontic activity (UOA) | 2,750 |
| Contract start date | 01/04/2006 | Carry forward orthodontic activity (UOA) | 83 |
| Contract end date | | Baseline contract value | £1,702,755.00 |

| ACCESS | Contract | England and Wales |
|----------------------------------------------|----------|-------------------|
| 24 month ratio of assessments to patient IDs | 1.21 | 1.07 |

| ACTIVITY | Contract |
|-------------------------------------------------------------------------------------------|----------|
| Contract assess and fit appliances (case starts) as a percentage of Area Team case starts | 1.2 % |

Cumulative percentage of contracted UOA delivered 2019 & 2020



| Month | Adjusted Scheduled Activity (UOA) | | |
|-----------|-----------------------------------|-------|-------|
| | 2018 | 2019 | 2020 |
| April | 1 | 71 | -83 |
| May | 86 | 1,015 | 451 |
| June | 344 | 1,330 | 724 |
| July | 504 | 1,966 | 1,144 |
| August | 661 | 2,020 | 1,669 |
| September | 925 | 2,199 | 1,754 |
| October | 1,104 | 2,313 | |
| November | 1,249 | 2,408 | |
| December | 1,456 | 2,449 | |
| January | 1,467 | 2,525 | |
| February | 1,977 | 2,619 | |
| March | 2,191 | 2,667 | |
| April | 2,686 | 2,667 | |
| May | 2,686 | 2,667 | |
| June | 2,686 | 2,667 | |

QUANTITY METRICS (rolling 12 month period)

| | Contract Quantity | Contract Base Number | Contract * | Area Team | Region | England |
|----------------------------------------------------------------------------------|-------------------|----------------------|------------|-----------|--------|---------|
| % of all assessments that were assess and fit appliances (case starts) | 105 | 205 | 51.2% | 51.8% | 56.3% | 57.9% |
| % of all assessments that were assess and refuse | 2 | 205 | 1.0% | 14.3% | 11.8% | 12.4% |
| % of all assessments that were assess and review | 98 | 205 | 47.8% | 33.9% | 31.9% | 29.7% |
| % of case starts with a reported IOTN of 3 and Aesthetic Component of 5 or below | 0 | 105 | N/A | 0.1% | 0.2% | 0.1% |
| % of case starts with a reported IOTN of 3 and Aesthetic Component of 6 or above | 0 | 105 | N/A | 5.0% | 4.0% | 4.0% |
| % of case starts with a reported IOTN of 4 | 86 | 105 | 81.9% | 77.3% | 76.4% | 78.0% |
| % of case starts with a reported IOTN of 5 | 19 | 105 | 18.1% | 17.0% | 17.9% | 16.6 % |
| % of concluded courses in receipt of dual-arch fixed appliances | 53 | 65 | 81.5% | 75.1% | 70.6% | 74.0% |
| % of concluded courses where treatment was abandoned or discontinued | 9 | 65 | 13.8% | 9.4% | 9.8% | 8.5% |
| % of patients satisfied with the treatment they have received | 0 | 0 | N/A | 100.0% | 94.8% | 95.5% |

* Figures in italics indicate that the base number is less than 100.

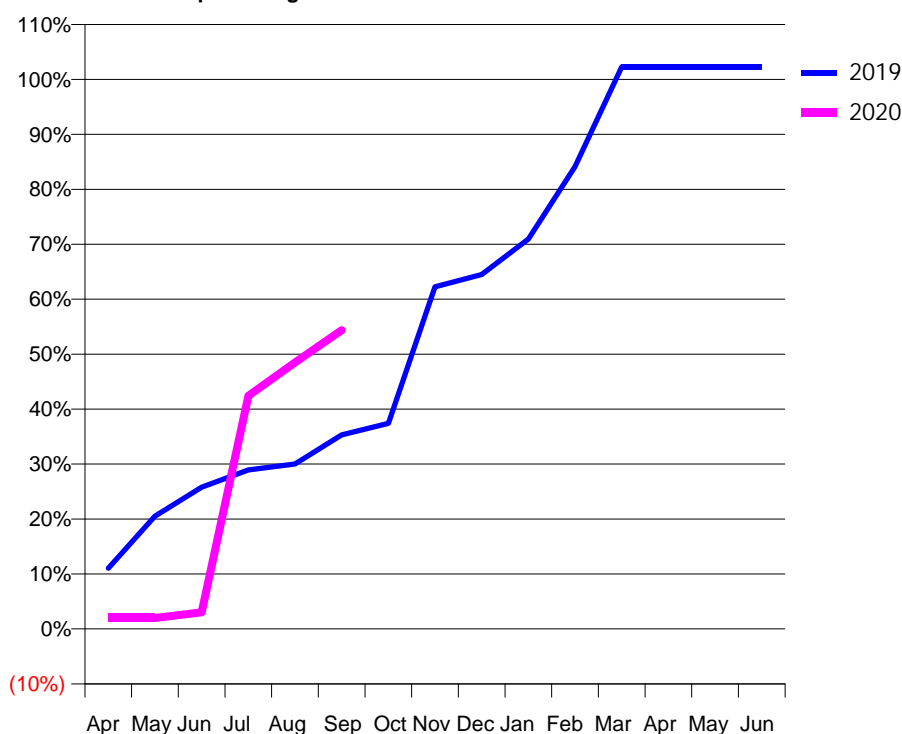
Q56 - Vital Signs Orthodontic At a Glance Contract Report for 827134/0012 - September 2019

| | | | |
|----------------------|-------------------------|---------------------------------------------|-------------|
| Name or company name | MR JG PLUMMER | 19/20 Contracted general activity (UDA) | 22,126 |
| Contract type name | GDS Contract | Carry forward general activity (UDA) | 251 |
| Purpose of contract | General and Orthodontic | 19/20 Contracted orthodontic activity (UOA) | 2,090 |
| Contract start date | 01/04/2006 | Carry forward orthodontic activity (UOA) | -42 |
| Contract end date | | Baseline contract value | £846,255.04 |

| ACCESS | Contract | England and Wales |
|----------------------------------------------|----------|-------------------|
| 24 month ratio of assessments to patient IDs | 1.09 | 1.07 |

| ACTIVITY | Contract |
|-------------------------------------------------------------------------------------------|----------|
| Contract assess and fit appliances (case starts) as a percentage of Area Team case starts | 1.3 % |

Cumulative percentage of contracted UOA delivered 2019 & 2020



| Month | Adjusted Scheduled Activity (UOA) | | |
|-----------|-----------------------------------|-------|-------|
| | 2018 | 2019 | 2020 |
| April | -79 | 231 | 42 |
| May | -36 | 429 | 42 |
| June | -15 | 539 | 63 |
| July | 295 | 605 | 887 |
| August | 571 | 627 | 1,013 |
| September | 721 | 738 | 1,136 |
| October | 1,085 | 782 | |
| November | 1,444 | 1,301 | |
| December | 1,614 | 1,348 | |
| January | 1,784 | 1,483 | |
| February | 1,974 | 1,758 | |
| March | 2,100 | 2,137 | |
| April | 2,100 | 2,137 | |
| May | 2,100 | 2,137 | |
| June | 2,100 | 2,137 | |

QUANTITY METRICS (rolling 12 month period)

| | Contract Quantity | Contract Base Number | Contract * | Area Team | Region | England |
|----------------------------------------------------------------------------------|-------------------|----------------------|------------|-----------|--------|---------|
| % of all assessments that were assess and fit appliances (case starts) | 119 | 172 | 69.2% | 51.8% | 56.3% | 57.9% |
| % of all assessments that were assess and refuse | 2 | 172 | 1.2% | 14.3% | 11.8% | 12.4% |
| % of all assessments that were assess and review | 51 | 172 | 29.7% | 33.9% | 31.9% | 29.7% |
| % of case starts with a reported IOTN of 3 and Aesthetic Component of 5 or below | 0 | 119 | N/A | 0.1% | 0.2% | 0.1% |
| % of case starts with a reported IOTN of 3 and Aesthetic Component of 6 or above | 1 | 119 | 0.8% | 5.0% | 4.0% | 4.0% |
| % of case starts with a reported IOTN of 4 | 98 | 119 | 82.4% | 77.3% | 76.4% | 78.0% |
| % of case starts with a reported IOTN of 5 | 20 | 119 | 16.8% | 17.0% | 17.9% | 16.6% |
| % of concluded courses in receipt of dual-arch fixed appliances | 43 | 59 | 72.9% | 75.1% | 70.6% | 74.0% |
| % of concluded courses where treatment was abandoned or discontinued | 13 | 59 | 22.0% | 9.4% | 9.8% | 8.5% |
| % of patients satisfied with the treatment they have received | 0 | 0 | N/A | 100.0% | 94.8% | 95.5% |

* Figures in italics indicate that the base number is less than 100.

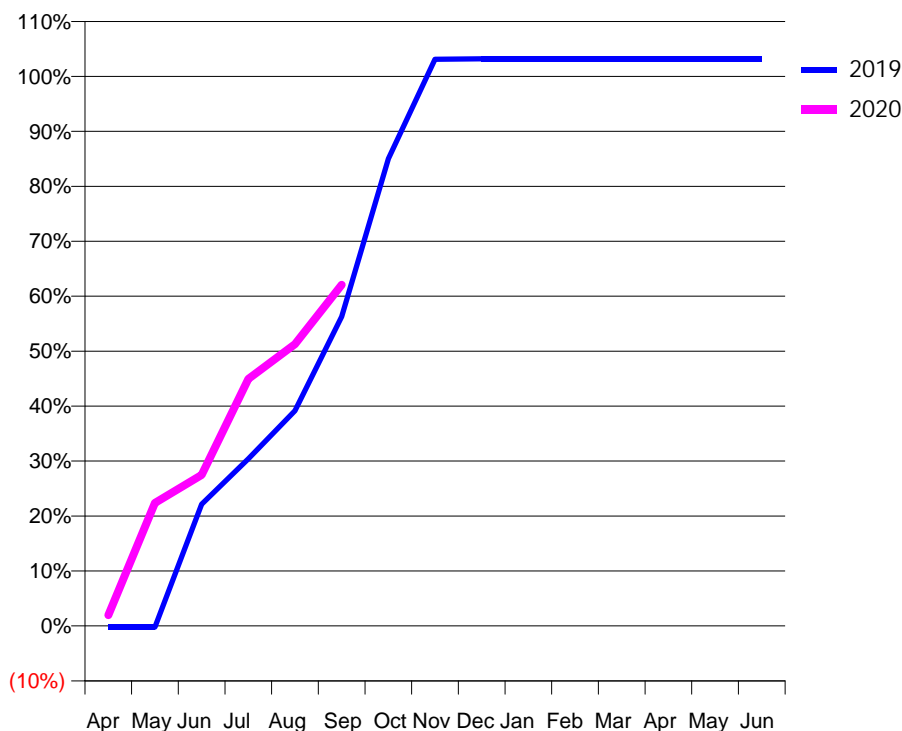
Q56 - Vital Signs Orthodontic At a Glance Contract Report for 827134/0013 - September 2019

| | | | |
|----------------------|-------------------------|---------------------------------------------|-------------|
| Name or company name | MR JG PLUMMER | 19/20 Contracted general activity (UDA) | 24,945 |
| Contract type name | GDS Contract | Carry forward general activity (UDA) | 936 |
| Purpose of contract | General and Orthodontic | 19/20 Contracted orthodontic activity (UOA) | 2,064 |
| Contract start date | 01/04/2006 | Carry forward orthodontic activity (UOA) | -41 |
| Contract end date | | Baseline contract value | £908,085.00 |

| ACCESS | Contract | England and Wales |
|----------------------------------------------|----------|-------------------|
| 24 month ratio of assessments to patient IDs | 1.15 | 1.07 |

| ACTIVITY | Contract |
|-------------------------------------------------------------------------------------------|----------|
| Contract assess and fit appliances (case starts) as a percentage of Area Team case starts | 1.2 % |

Cumulative percentage of contracted UOA delivered 2019 & 2020



| Month | Adjusted Scheduled Activity (UOA) | | |
|-----------|-----------------------------------|-------|-------|
| | 2018 | 2019 | 2020 |
| April | -68 | -5 | 41 |
| May | 394 | -5 | 462 |
| June | 550 | 457 | 567 |
| July | 707 | 628 | 928 |
| August | 859 | 808 | 1,058 |
| September | 956 | 1,162 | 1,281 |
| October | 1,179 | 1,755 | |
| November | 1,380 | 2,128 | |
| December | 1,582 | 2,130 | |
| January | 1,646 | 2,130 | |
| February | 2,040 | 2,130 | |
| March | 2,059 | 2,130 | |
| April | 2,059 | 2,130 | |
| May | 2,059 | 2,130 | |
| June | 2,059 | 2,130 | |

QUANTITY METRICS (rolling 12 month period)

| | Contract Quantity | Contract Base Number | Contract * | Area Team | Region | England |
|----------------------------------------------------------------------------------|-------------------|----------------------|------------|-----------|--------|---------|
| % of all assessments that were assess and fit appliances (case starts) | 103 | 225 | 45.8% | 51.8% | 56.3% | 57.9% |
| % of all assessments that were assess and refuse | 25 | 225 | 11.1% | 14.3% | 11.8% | 12.4% |
| % of all assessments that were assess and review | 97 | 225 | 43.1% | 33.9% | 31.9% | 29.7% |
| % of case starts with a reported IOTN of 3 and Aesthetic Component of 5 or below | 0 | 103 | N/A | 0.1% | 0.2% | 0.1% |
| % of case starts with a reported IOTN of 3 and Aesthetic Component of 6 or above | 1 | 103 | 1.0% | 5.0% | 4.0% | 4.0% |
| % of case starts with a reported IOTN of 4 | 91 | 103 | 88.3% | 77.3% | 76.4% | 78.0% |
| % of case starts with a reported IOTN of 5 | 10 | 103 | 9.7% | 17.0% | 17.9% | 16.6 % |
| % of concluded courses in receipt of dual-arch fixed appliances | 60 | 71 | 84.5% | 75.1% | 70.6% | 74.0% |
| % of concluded courses where treatment was abandoned or discontinued | 9 | 71 | 12.7% | 9.4% | 9.8% | 8.5% |
| % of patients satisfied with the treatment they have received | 2 | 2 | 100.0% | 100.0% | 94.8% | 95.5% |

* Figures in italics indicate that the base number is less than 100.

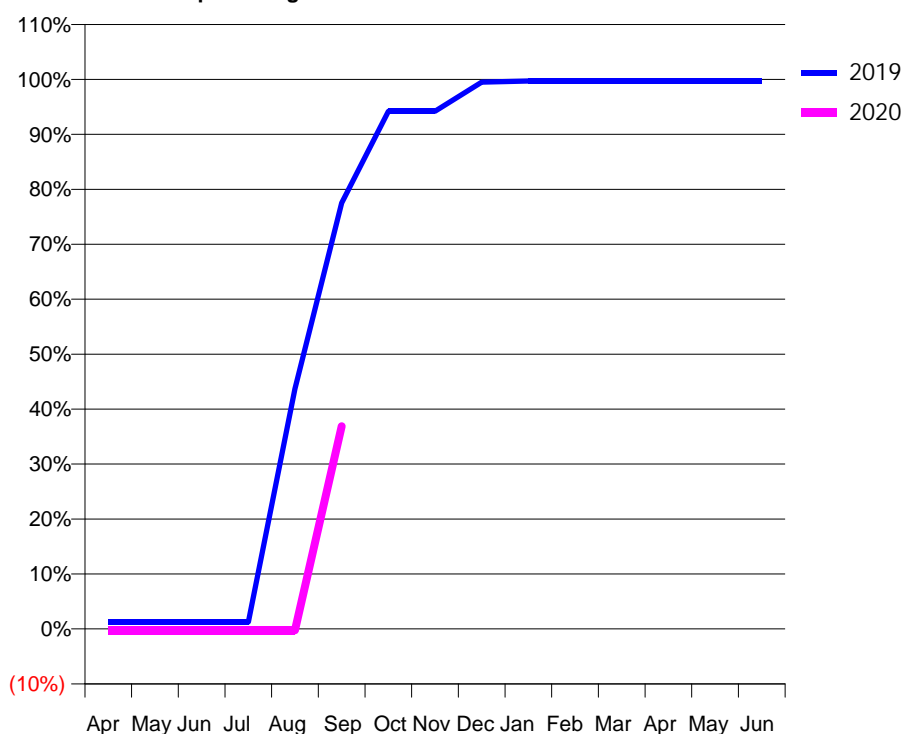
Q56 - Vital Signs Orthodontic At a Glance Contract Report for 827134/0014 - September 2019

| | | | |
|----------------------|-------------------------|---------------------------------------------|-------------|
| Name or company name | MR JG PLUMMER | 19/20 Contracted general activity (UDA) | 15,368 |
| Contract type name | GDS Contract | Carry forward general activity (UDA) | 550 |
| Purpose of contract | General and Orthodontic | 19/20 Contracted orthodontic activity (UOA) | 396 |
| Contract start date | 01/04/2006 | Carry forward orthodontic activity (UOA) | 1 |
| Contract end date | | Baseline contract value | £529,523.77 |

| ACCESS | Contract | England and Wales |
|----------------------------------------------|----------|-------------------|
| 24 month ratio of assessments to patient IDs | 1.01 | 1.07 |

| ACTIVITY | Contract |
|-------------------------------------------------------------------------------------------|----------|
| Contract assess and fit appliances (case starts) as a percentage of Area Team case starts | 0.1 % |

Cumulative percentage of contracted UOA delivered 2019 & 2020



| Month | Adjusted Scheduled Activity (UOA) | | |
|-----------|-----------------------------------|------|------|
| | 2018 | 2019 | 2020 |
| April | -10 | 5 | -1 |
| May | -10 | 5 | -1 |
| June | -10 | 5 | -1 |
| July | -10 | 5 | -1 |
| August | -10 | 173 | -1 |
| September | 65 | 307 | 146 |
| October | 123 | 373 | |
| November | 338 | 373 | |
| December | 401 | 394 | |
| January | 401 | 395 | |
| February | 401 | 395 | |
| March | 401 | 395 | |
| April | 401 | 395 | |
| May | 401 | 395 | |
| June | 401 | 395 | |

QUANTITY METRICS (rolling 12 month period)

| | Contract Quantity | Contract Base Number | Contract * | Area Team | Region | England |
|----------------------------------------------------------------------------------|-------------------|----------------------|------------|-----------|--------|---------|
| % of all assessments that were assess and fit appliances (case starts) | 12 | 15 | 80.0% | 51.8% | 56.3% | 57.9% |
| % of all assessments that were assess and refuse | 0 | 15 | 0.0% | 14.3% | 11.8% | 12.4% |
| % of all assessments that were assess and review | 3 | 15 | 20.0% | 33.9% | 31.9% | 29.7% |
| % of case starts with a reported IOTN of 3 and Aesthetic Component of 5 or below | 0 | 12 | N/A | 0.1% | 0.2% | 0.1% |
| % of case starts with a reported IOTN of 3 and Aesthetic Component of 6 or above | 0 | 12 | N/A | 5.0% | 4.0% | 4.0% |
| % of case starts with a reported IOTN of 4 | 11 | 12 | 91.7% | 77.3% | 76.4% | 78.0% |
| % of case starts with a reported IOTN of 5 | 1 | 12 | 8.3% | 17.0% | 17.9% | 16.6 % |
| % of concluded courses in receipt of dual-arch fixed appliances | 17 | 17 | 100.0% | 75.1% | 70.6% | 74.0% |
| % of concluded courses where treatment was abandoned or discontinued | 0 | 17 | 0.0% | 9.4% | 9.8% | 8.5% |
| % of patients satisfied with the treatment they have received | 0 | 0 | N/A | 100.0% | 94.8% | 95.5% |

* Figures in italics indicate that the base number is less than 100.

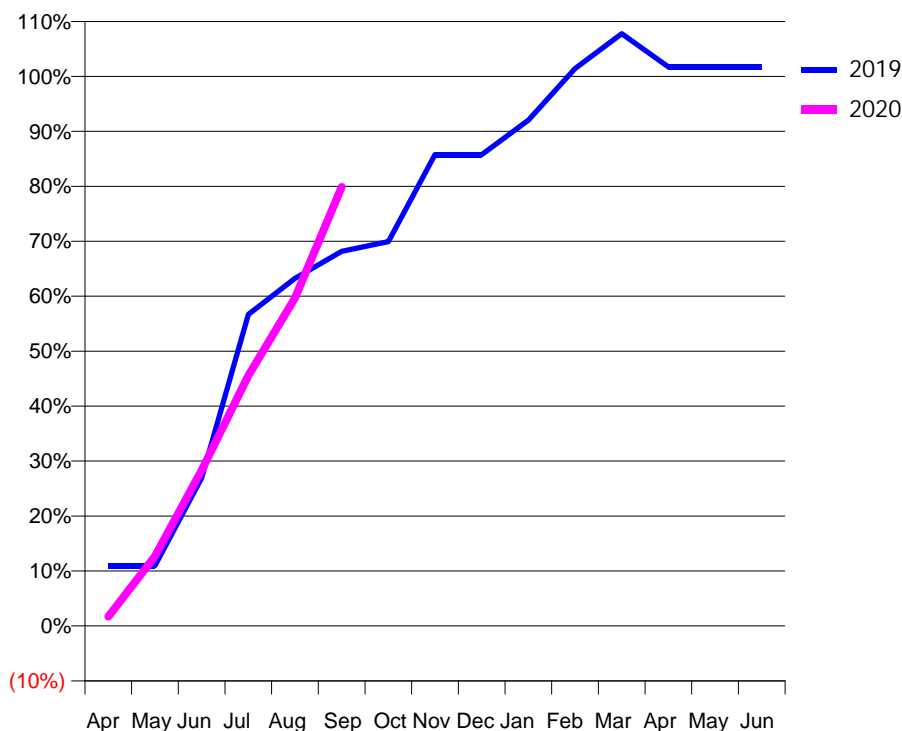
Q56 - Vital Signs Orthodontic At a Glance Contract Report for 827134/0015 - September 2019

| | | | |
|----------------------|-------------------------|---------------------------------------------|---------------|
| Name or company name | MR JG PLUMMER | 19/20 Contracted general activity (UDA) | 51,722 |
| Contract type name | GDS Contract | Carry forward general activity (UDA) | 2,015 |
| Purpose of contract | General and Orthodontic | 19/20 Contracted orthodontic activity (UOA) | 1,341 |
| Contract start date | 01/04/2006 | Carry forward orthodontic activity (UOA) | -23 |
| Contract end date | | Baseline contract value | £1,455,973.98 |

| ACCESS | Contract | England and Wales |
|----------------------------------------------|----------|-------------------|
| 24 month ratio of assessments to patient IDs | 1.06 | 1.07 |

| ACTIVITY | Contract |
|-------------------------------------------------------------------------------------------|----------|
| Contract assess and fit appliances (case starts) as a percentage of Area Team case starts | 0.9 % |

Cumulative percentage of contracted UOA delivered 2019 & 2020



| Month | Adjusted Scheduled Activity (UOA) | | |
|-----------|-----------------------------------|-------|-------|
| | 2018 | 2019 | 2020 |
| April | 1 | 147 | 23 |
| May | 43 | 147 | 170 |
| June | 43 | 361 | 380 |
| July | 135 | 760 | 611 |
| August | 306 | 848 | 800 |
| September | 546 | 914 | 1,071 |
| October | 853 | 938 | |
| November | 1,129 | 1,150 | |
| December | 1,278 | 1,150 | |
| January | 1,341 | 1,234 | |
| February | 1,341 | 1,360 | |
| March | 1,362 | 1,445 | |
| April | 1,404 | 1,364 | |
| May | 1,404 | 1,364 | |
| June | 1,404 | 1,364 | |

QUANTITY METRICS (rolling 12 month period)

| | Contract Quantity | Contract Base Number | Contract * | Area Team | Region | England |
|----------------------------------------------------------------------------------|-------------------|----------------------|------------|-----------|--------|---------|
| % of all assessments that were assess and fit appliances (case starts) | 79 | 108 | 73.1% | 51.8% | 56.3% | 57.9% |
| % of all assessments that were assess and refuse | 0 | 108 | 0.0% | 14.3% | 11.8% | 12.4% |
| % of all assessments that were assess and review | 29 | 108 | 26.9% | 33.9% | 31.9% | 29.7% |
| % of case starts with a reported IOTN of 3 and Aesthetic Component of 5 or below | 0 | 79 | <i>N/A</i> | 0.1% | 0.2% | 0.1% |
| % of case starts with a reported IOTN of 3 and Aesthetic Component of 6 or above | 0 | 79 | <i>N/A</i> | 5.0% | 4.0% | 4.0% |
| % of case starts with a reported IOTN of 4 | 69 | 79 | 87.3% | 77.3% | 76.4% | 78.0% |
| % of case starts with a reported IOTN of 5 | 10 | 79 | 12.7% | 17.0% | 17.9% | 16.6 % |
| % of concluded courses in receipt of dual-arch fixed appliances | 22 | 28 | 78.6% | 75.1% | 70.6% | 74.0% |
| % of concluded courses where treatment was abandoned or discontinued | 3 | 28 | 10.7% | 9.4% | 9.8% | 8.5% |
| % of patients satisfied with the treatment they have received | 0 | 0 | <i>N/A</i> | 100.0% | 94.8% | 95.5% |

* Figures in italics indicate that the base number is less than 100.

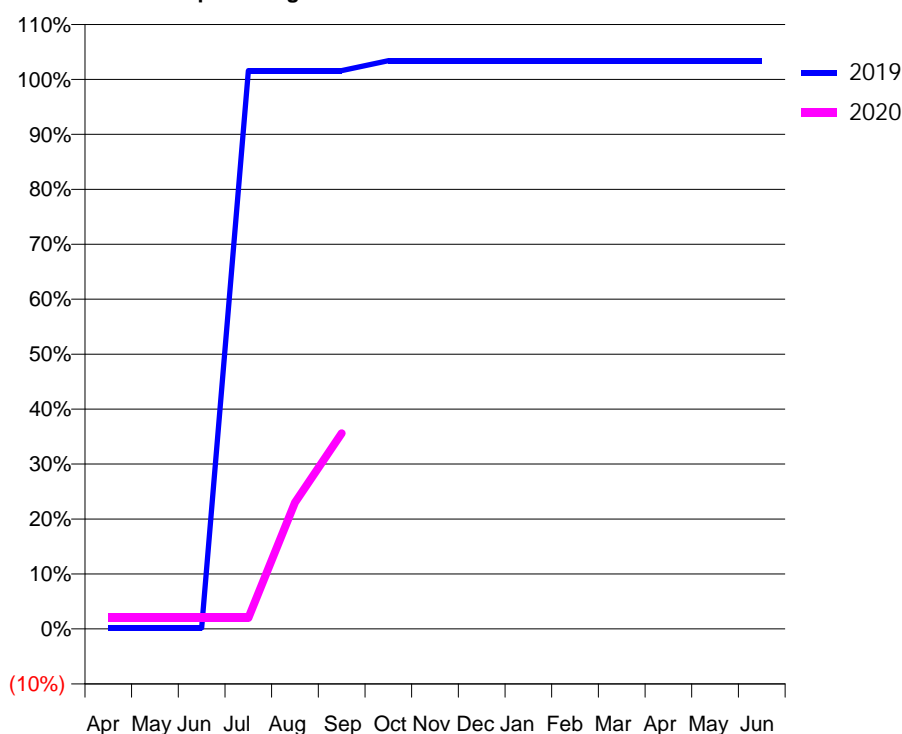
Q56 - Vital Signs Orthodontic At a Glance Contract Report for 827134/0016 - September 2019

| | | | |
|----------------------|-------------------------|---------------------------------------------|-------------|
| Name or company name | MR JG PLUMMER | 19/20 Contracted general activity (UDA) | 20,424 |
| Contract type name | GDS Contract | Carry forward general activity (UDA) | 386 |
| Purpose of contract | General and Orthodontic | 19/20 Contracted orthodontic activity (UOA) | 500 |
| Contract start date | 01/04/2006 | Carry forward orthodontic activity (UOA) | -10 |
| Contract end date | | Baseline contract value | £646,653.05 |

| ACCESS | Contract | England and Wales |
|----------------------------------------------|----------|-------------------|
| 24 month ratio of assessments to patient IDs | 1.00 | 1.07 |

| ACTIVITY | Contract |
|-------------------------------------------------------------------------------------------|----------|
| Contract assess and fit appliances (case starts) as a percentage of Area Team case starts | 0.1 % |

Cumulative percentage of contracted UOA delivered 2019 & 2020



| Month | Adjusted Scheduled Activity (UOA) | | |
|-----------|-----------------------------------|------|------|
| | 2018 | 2019 | 2020 |
| April | -18 | 1 | 10 |
| May | -18 | 1 | 10 |
| June | -18 | 1 | 10 |
| July | 171 | 508 | 10 |
| August | 171 | 508 | 115 |
| September | 171 | 508 | 178 |
| October | 171 | 517 | |
| November | 255 | 517 | |
| December | 339 | 517 | |
| January | 339 | 517 | |
| February | 501 | 517 | |
| March | 501 | 517 | |
| April | 501 | 517 | |
| May | 501 | 517 | |
| June | 501 | 517 | |

QUANTITY METRICS (rolling 12 month period)

| | Contract Quantity | Contract Base Number | Contract * | Area Team | Region | England |
|----------------------------------------------------------------------------------|-------------------|----------------------|------------|-----------|--------|---------|
| % of all assessments that were assess and fit appliances (case starts) | 8 | 17 | 47.1% | 51.8% | 56.3% | 57.9% |
| % of all assessments that were assess and refuse | 0 | 17 | 0.0% | 14.3% | 11.8% | 12.4% |
| % of all assessments that were assess and review | 9 | 17 | 52.9% | 33.9% | 31.9% | 29.7% |
| % of case starts with a reported IOTN of 3 and Aesthetic Component of 5 or below | 0 | 8 | N/A | 0.1% | 0.2% | 0.1% |
| % of case starts with a reported IOTN of 3 and Aesthetic Component of 6 or above | 0 | 8 | N/A | 5.0% | 4.0% | 4.0% |
| % of case starts with a reported IOTN of 4 | 6 | 8 | 75.0% | 77.3% | 76.4% | 78.0% |
| % of case starts with a reported IOTN of 5 | 2 | 8 | 25.0% | 17.0% | 17.9% | 16.6 % |
| % of concluded courses in receipt of dual-arch fixed appliances | 2 | 2 | 100.0% | 75.1% | 70.6% | 74.0% |
| % of concluded courses where treatment was abandoned or discontinued | 0 | 2 | 0.0% | 9.4% | 9.8% | 8.5% |
| % of patients satisfied with the treatment they have received | 0 | 0 | N/A | 100.0% | 94.8% | 95.5% |

* Figures in italics indicate that the base number is less than 100.

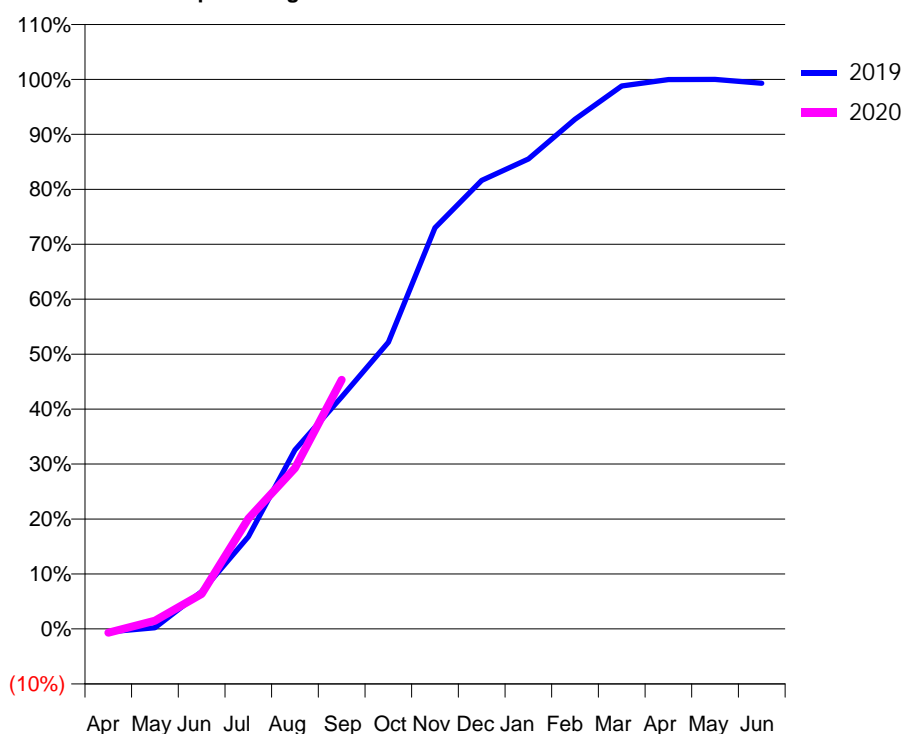
Q56 - Vital Signs Orthodontic At a Glance Contract Report for 827134/0019 - September 2019

| | | | |
|----------------------|---------------|---------------------------------------------|-------------|
| Name or company name | MR JG PLUMMER | 19/20 Contracted general activity (UDA) | 0 |
| Contract type name | PDS Contract | Carry forward general activity (UDA) | 0 |
| Purpose of contract | Orthodontic | 19/20 Contracted orthodontic activity (UOA) | 6,900 |
| Contract start date | 01/04/2009 | Carry forward orthodontic activity (UOA) | 49 |
| Contract end date | 03/04/2020 | Baseline contract value | £444,265.67 |

| ACCESS | Contract | England and Wales |
|----------------------------------------------|----------|-------------------|
| 24 month ratio of assessments to patient IDs | 1.15 | 1.07 |

| ACTIVITY | Contract |
|-------------------------------------------------------------------------------------------|----------|
| Contract assess and fit appliances (case starts) as a percentage of Area Team case starts | 3.6 % |

Cumulative percentage of contracted UOA delivered 2019 & 2020



| Month | Adjusted Scheduled Activity (UOA) | | |
|-----------|-----------------------------------|-------|-------|
| | 2018 | 2019 | 2020 |
| April | 8 | -38 | -49 |
| May | 478 | 16 | 103 |
| June | 1,083 | 469 | 439 |
| July | 1,606 | 1,160 | 1,385 |
| August | 2,090 | 2,248 | 2,019 |
| September | 2,662 | 2,912 | 3,128 |
| October | 3,386 | 3,599 | |
| November | 3,760 | 5,036 | |
| December | 4,257 | 5,632 | |
| January | 4,368 | 5,902 | |
| February | 4,837 | 6,399 | |
| March | 5,226 | 6,818 | |
| April | 6,787 | 6,898 | |
| May | 6,787 | 6,899 | |
| June | 6,787 | 6,851 | |

QUANTITY METRICS (rolling 12 month period)

| | Contract Quantity | Contract Base Number | Contract * | Area Team | Region | England |
|----------------------------------------------------------------------------------|-------------------|----------------------|------------|-----------|--------|---------|
| % of all assessments that were assess and fit appliances (case starts) | 318 | 839 | 37.9% | 51.8% | 56.3% | 57.9% |
| % of all assessments that were assess and refuse | 43 | 839 | 5.1% | 14.3% | 11.8% | 12.4% |
| % of all assessments that were assess and review | 478 | 839 | 57.0% | 33.9% | 31.9% | 29.7% |
| % of case starts with a reported IOTN of 3 and Aesthetic Component of 5 or below | 1 | 318 | 0.3% | 0.1% | 0.2% | 0.1% |
| % of case starts with a reported IOTN of 3 and Aesthetic Component of 6 or above | 1 | 318 | 0.3% | 5.0% | 4.0% | 4.0% |
| % of case starts with a reported IOTN of 4 | 260 | 318 | 81.8% | 77.3% | 76.4% | 78.0% |
| % of case starts with a reported IOTN of 5 | 56 | 318 | 17.6% | 17.0% | 17.9% | 16.6 % |
| % of concluded courses in receipt of dual-arch fixed appliances | 181 | 210 | 86.2% | 75.1% | 70.6% | 74.0% |
| % of concluded courses where treatment was abandoned or discontinued | 22 | 210 | 10.5% | 9.4% | 9.8% | 8.5% |
| % of patients satisfied with the treatment they have received | 2 | 2 | 100.0% | 100.0% | 94.8% | 95.5% |

* Figures in italics indicate that the base number is less than 100.

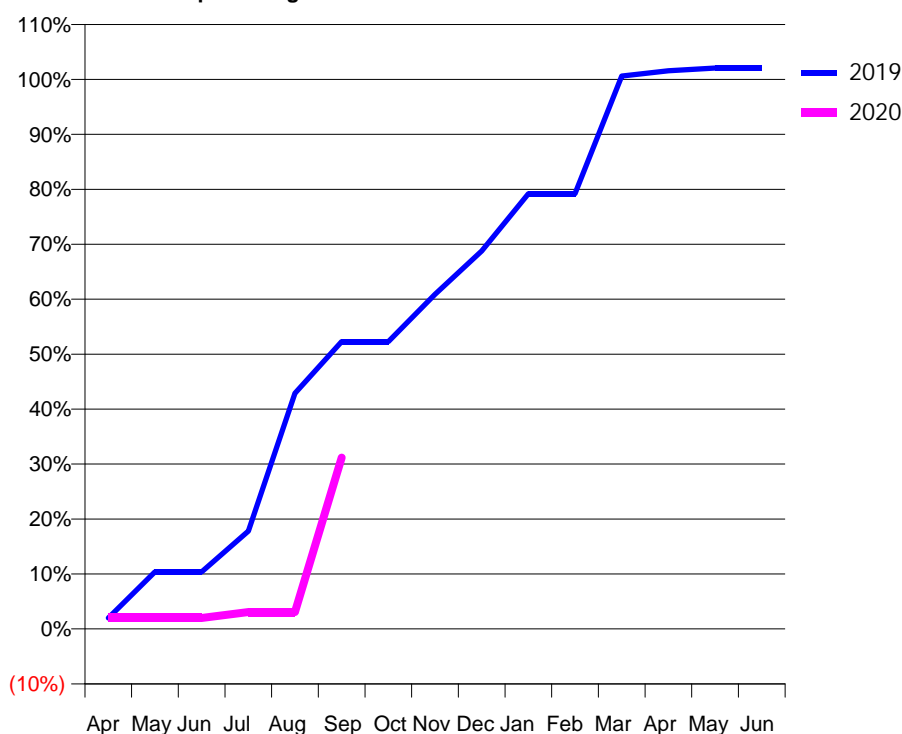
Q56 - Vital Signs Orthodontic At a Glance Contract Report for 830240/0001 - September 2019

| | | | |
|----------------------|--------------|---------------------------------------------|-------------|
| Name or company name | MR WA BOTHA | 19/20 Contracted general activity (UDA) | 0 |
| Contract type name | PDS Contract | Carry forward general activity (UDA) | 0 |
| Purpose of contract | Orthodontic | 19/20 Contracted orthodontic activity (UOA) | 8,595 |
| Contract start date | 01/04/2006 | Carry forward orthodontic activity (UOA) | -172 |
| Contract end date | 03/04/2020 | Baseline contract value | £552,395.82 |

| ACCESS | Contract | England and Wales |
|----------------------------------------------|----------|-------------------|
| 24 month ratio of assessments to patient IDs | 1.05 | 1.07 |

| ACTIVITY | Contract |
|-------------------------------------------------------------------------------------------|----------|
| Contract assess and fit appliances (case starts) as a percentage of Area Team case starts | 3.9 % |

Cumulative percentage of contracted UOA delivered 2019 & 2020



| Month | Adjusted Scheduled Activity (UOA) | | |
|-----------|-----------------------------------|-------|-------|
| | 2018 | 2019 | 2020 |
| April | 169 | 172 | 172 |
| May | 169 | 891 | 172 |
| June | 1,130 | 891 | 172 |
| July | 2,402 | 1,529 | 264 |
| August | 2,402 | 3,686 | 264 |
| September | 4,156 | 4,493 | 2,679 |
| October | 4,413 | 4,493 | |
| November | 4,417 | 5,232 | |
| December | 5,401 | 5,912 | |
| January | 5,569 | 6,806 | |
| February | 6,119 | 6,806 | |
| March | 7,981 | 8,646 | |
| April | 8,213 | 8,730 | |
| May | 8,819 | 8,772 | |
| June | 8,819 | 8,772 | |

QUANTITY METRICS (rolling 12 month period)

| | Contract Quantity | Contract Base Number | Contract * | Area Team | Region | England |
|----------------------------------------------------------------------------------|-------------------|----------------------|------------|-----------|--------|---------|
| % of all assessments that were assess and fit appliances (case starts) | 348 | 353 | 98.6% | 51.8% | 56.3% | 57.9% |
| % of all assessments that were assess and refuse | 1 | 353 | 0.3% | 14.3% | 11.8% | 12.4% |
| % of all assessments that were assess and review | 4 | 353 | 1.1% | 33.9% | 31.9% | 29.7% |
| % of case starts with a reported IOTN of 3 and Aesthetic Component of 5 or below | 0 | 348 | N/A | 0.1% | 0.2% | 0.1% |
| % of case starts with a reported IOTN of 3 and Aesthetic Component of 6 or above | 57 | 348 | 16.4% | 5.0% | 4.0% | 4.0% |
| % of case starts with a reported IOTN of 4 | 222 | 348 | 63.8% | 77.3% | 76.4% | 78.0% |
| % of case starts with a reported IOTN of 5 | 69 | 348 | 19.8% | 17.0% | 17.9% | 16.6 % |
| % of concluded courses in receipt of dual-arch fixed appliances | 332 | 363 | 91.5% | 75.1% | 70.6% | 74.0% |
| % of concluded courses where treatment was abandoned or discontinued | 6 | 363 | 1.7% | 9.4% | 9.8% | 8.5% |
| % of patients satisfied with the treatment they have received | 1 | 1 | 100.0% | 100.0% | 94.8% | 95.5% |

* Figures in italics indicate that the base number is less than 100.

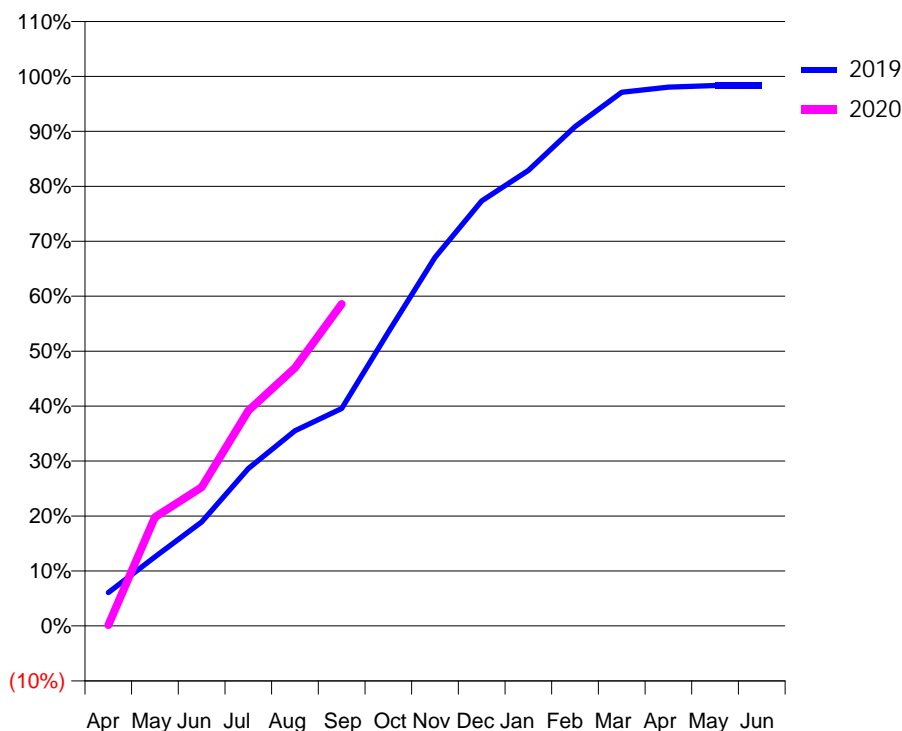
Q56 - Vital Signs Orthodontic At a Glance Contract Report for 866377/0001 - September 2019

| | | | |
|----------------------|--------------|---------------------------------------------|-------------|
| Name or company name | MR F SAYME | 19/20 Contracted general activity (UDA) | 0 |
| Contract type name | PDS Contract | Carry forward general activity (UDA) | 0 |
| Purpose of contract | Orthodontic | 19/20 Contracted orthodontic activity (UOA) | 8,059 |
| Contract start date | 04/05/2010 | Carry forward orthodontic activity (UOA) | 135 |
| Contract end date | 03/04/2020 | Baseline contract value | £514,276.16 |

| ACCESS | Contract | England and Wales |
|----------------------------------------------|----------|-------------------|
| 24 month ratio of assessments to patient IDs | 1.05 | 1.07 |

| ACTIVITY | Contract |
|-------------------------------------------------------------------------------------------|----------|
| Contract assess and fit appliances (case starts) as a percentage of Area Team case starts | 5.2 % |

Cumulative percentage of contracted UOA delivered 2019 & 2020



| Month | Adjusted Scheduled Activity (UOA) | | |
|-----------|-----------------------------------|-------|-------|
| | 2018 | 2019 | 2020 |
| April | 229 | 490 | 14 |
| May | 881 | 1,015 | 1,595 |
| June | 1,365 | 1,526 | 2,036 |
| July | 1,966 | 2,312 | 3,157 |
| August | 2,349 | 2,865 | 3,785 |
| September | 2,925 | 3,194 | 4,720 |
| October | 3,772 | 4,316 | |
| November | 4,441 | 5,413 | |
| December | 5,415 | 6,241 | |
| January | 5,992 | 6,692 | |
| February | 6,987 | 7,332 | |
| March | 7,662 | 7,836 | |
| April | 7,897 | 7,912 | |
| May | 7,900 | 7,935 | |
| June | 7,903 | 7,935 | |

QUANTITY METRICS (rolling 12 month period)

| | Contract Quantity | Contract Base Number | Contract * | Area Team | Region | England |
|----------------------------------------------------------------------------------|-------------------|----------------------|------------|-----------|--------|---------|
| % of all assessments that were assess and fit appliances (case starts) | 458 | 748 | 61.2% | 51.8% | 56.3% | 57.9% |
| % of all assessments that were assess and refuse | 148 | 748 | 19.8% | 14.3% | 11.8% | 12.4% |
| % of all assessments that were assess and review | 142 | 748 | 19.0% | 33.9% | 31.9% | 29.7% |
| % of case starts with a reported IOTN of 3 and Aesthetic Component of 5 or below | 0 | 458 | N/A | 0.1% | 0.2% | 0.1% |
| % of case starts with a reported IOTN of 3 and Aesthetic Component of 6 or above | 5 | 458 | 1.1% | 5.0% | 4.0% | 4.0% |
| % of case starts with a reported IOTN of 4 | 361 | 458 | 78.8% | 77.3% | 76.4% | 78.0% |
| % of case starts with a reported IOTN of 5 | 92 | 458 | 20.1% | 17.0% | 17.9% | 16.6 % |
| % of concluded courses in receipt of dual-arch fixed appliances | 260 | 284 | 91.5% | 75.1% | 70.6% | 74.0% |
| % of concluded courses where treatment was abandoned or discontinued | 5 | 284 | 1.8% | 9.4% | 9.8% | 8.5% |
| % of patients satisfied with the treatment they have received | 0 | 0 | N/A | 100.0% | 94.8% | 95.5% |

* Figures in italics indicate that the base number is less than 100.

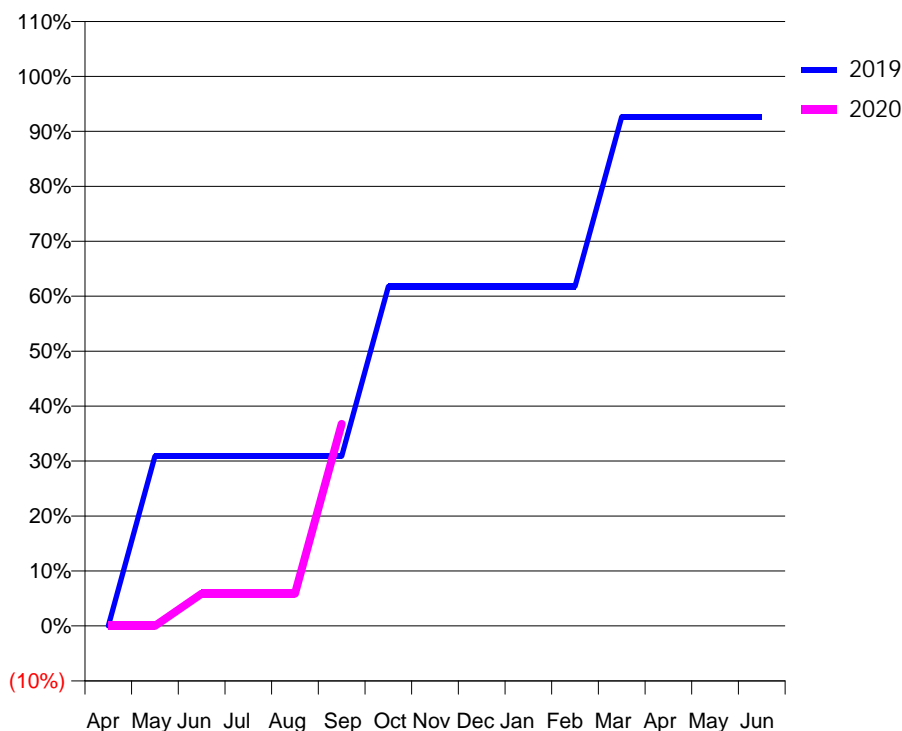
Q56 - Vital Signs Orthodontic At a Glance Contract Report for 905941/0001 - September 2019

| | | | |
|----------------------|-------------------------|---------------------------------------------|-------------|
| Name or company name | Dental Surgery | 19/20 Contracted general activity (UDA) | 11,609 |
| Contract type name | GDS Contract | Carry forward general activity (UDA) | 302 |
| Purpose of contract | General and Orthodontic | 19/20 Contracted orthodontic activity (UOA) | 68 |
| Contract start date | 01/04/2006 | Carry forward orthodontic activity (UOA) | 0 |
| Contract end date | | Baseline contract value | £349,184.81 |

| ACCESS | Contract | England and Wales |
|----------------------------------------------|----------|-------------------|
| 24 month ratio of assessments to patient IDs | 1.00 | 1.07 |

| ACTIVITY | Contract |
|-------------------------------------------------------------------------------------------|----------|
| Contract assess and fit appliances (case starts) as a percentage of Area Team case starts | 0.0 % |

Cumulative percentage of contracted UOA delivered 2019 & 2020



| Month | Adjusted Scheduled Activity (UOA) | | |
|-----------|-----------------------------------|------|------|
| | 2018 | 2019 | 2020 |
| April | 0 | 0 | 0 |
| May | 0 | 21 | 0 |
| June | 0 | 21 | 4 |
| July | 0 | 21 | 4 |
| August | 0 | 21 | 4 |
| September | 0 | 21 | 25 |
| October | 0 | 42 | |
| November | 0 | 42 | |
| December | 21 | 42 | |
| January | 42 | 42 | |
| February | 42 | 42 | |
| March | 42 | 63 | |
| April | 63 | 63 | |
| May | 63 | 63 | |
| June | 63 | 63 | |

QUANTITY METRICS (rolling 12 month period)

| | Contract Quantity | Contract Base Number | Contract * | Area Team | Region | England |
|----------------------------------------------------------------------------------|-------------------|----------------------|------------|-----------|--------|---------|
| % of all assessments that were assess and fit appliances (case starts) | 4 | 4 | 100.0% | 51.8% | 56.3% | 57.9% |
| % of all assessments that were assess and refuse | 0 | 4 | 0.0% | 14.3% | 11.8% | 12.4% |
| % of all assessments that were assess and review | 0 | 4 | 0.0% | 33.9% | 31.9% | 29.7% |
| % of case starts with a reported IOTN of 3 and Aesthetic Component of 5 or below | 0 | 4 | N/A | 0.1% | 0.2% | 0.1% |
| % of case starts with a reported IOTN of 3 and Aesthetic Component of 6 or above | 1 | 4 | 25.0% | 5.0% | 4.0% | 4.0% |
| % of case starts with a reported IOTN of 4 | 2 | 4 | 50.0% | 77.3% | 76.4% | 78.0% |
| % of case starts with a reported IOTN of 5 | 0 | 4 | N/A | 17.0% | 17.9% | 16.6 % |
| % of concluded courses in receipt of dual-arch fixed appliances | 0 | 0 | N/A | 75.1% | 70.6% | 74.0% |
| % of concluded courses where treatment was abandoned or discontinued | 0 | 0 | N/A | 9.4% | 9.8% | 8.5% |
| % of patients satisfied with the treatment they have received | 0 | 0 | N/A | 100.0% | 94.8% | 95.5% |

* Figures in italics indicate that the base number is less than 100.

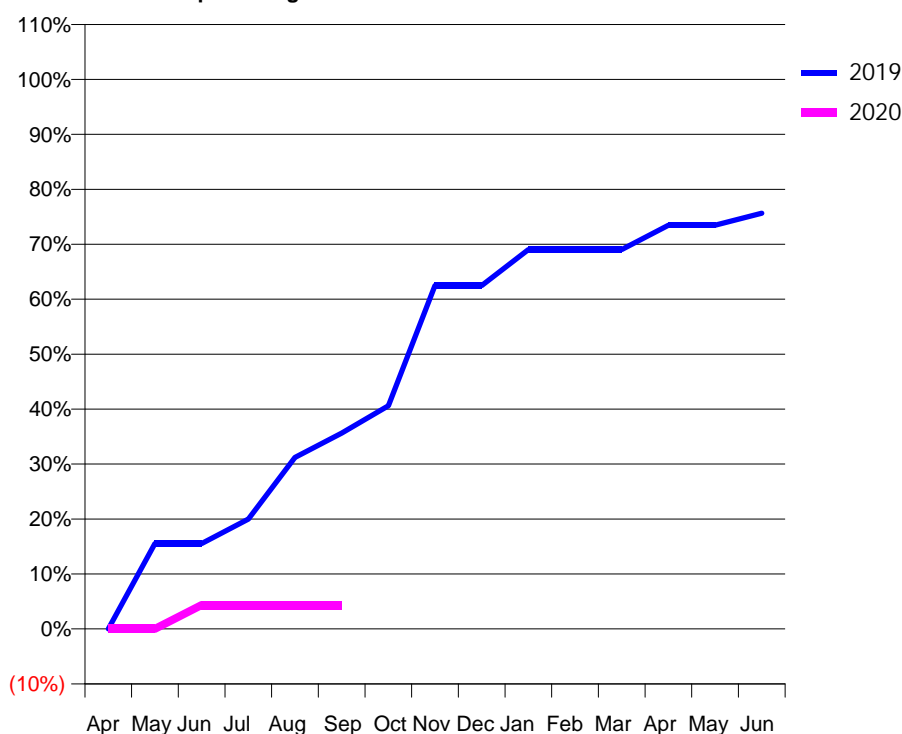
Q56 - Vital Signs Orthodontic At a Glance Contract Report for 919470/0001 - September 2019

| | | | |
|----------------------|--------------|---------------------------------------------|------------|
| Name or company name | MR SC WARDLE | 19/20 Contracted general activity (UDA) | 0 |
| Contract type name | PDS Contract | Carry forward general activity (UDA) | 0 |
| Purpose of contract | Orthodontic | 19/20 Contracted orthodontic activity (UOA) | 965 |
| Contract start date | 01/04/2011 | Carry forward orthodontic activity (UOA) | 0 |
| Contract end date | 03/04/2020 | Baseline contract value | £62,640.31 |

| ACCESS | Contract | England and Wales |
|----------------------------------------------|----------|-------------------|
| 24 month ratio of assessments to patient IDs | 1.00 | 1.07 |

| ACTIVITY | Contract |
|-------------------------------------------------------------------------------------------|----------|
| Contract assess and fit appliances (case starts) as a percentage of Area Team case starts | 0.2 % |

Cumulative percentage of contracted UOA delivered 2019 & 2020



| Month | Adjusted Scheduled Activity (UOA) | | |
|-----------|-----------------------------------|------|------|
| | 2018 | 2019 | 2020 |
| April | 0 | 0 | 0 |
| May | 0 | 150 | 0 |
| June | 150 | 150 | 42 |
| July | 150 | 193 | 42 |
| August | 278 | 301 | 42 |
| September | 404 | 344 | 42 |
| October | 530 | 392 | |
| November | 595 | 603 | |
| December | 595 | 603 | |
| January | 722 | 666 | |
| February | 743 | 666 | |
| March | 743 | 666 | |
| April | 829 | 709 | |
| May | 830 | 709 | |
| June | 830 | 730 | |

QUANTITY METRICS (rolling 12 month period)

| | Contract Quantity | Contract Base Number | Contract * | Area Team | Region | England |
|----------------------------------------------------------------------------------|-------------------|----------------------|------------|-----------|--------|---------|
| % of all assessments that were assess and fit appliances (case starts) | 20 | 28 | 71.4% | 51.8% | 56.3% | 57.9% |
| % of all assessments that were assess and refuse | 2 | 28 | 7.1% | 14.3% | 11.8% | 12.4% |
| % of all assessments that were assess and review | 6 | 28 | 21.4% | 33.9% | 31.9% | 29.7% |
| % of case starts with a reported IOTN of 3 and Aesthetic Component of 5 or below | 0 | 20 | <i>N/A</i> | 0.1% | 0.2% | 0.1% |
| % of case starts with a reported IOTN of 3 and Aesthetic Component of 6 or above | 1 | 20 | 5.0% | 5.0% | 4.0% | 4.0% |
| % of case starts with a reported IOTN of 4 | 15 | 20 | 75.0% | 77.3% | 76.4% | 78.0% |
| % of case starts with a reported IOTN of 5 | 3 | 20 | 15.0% | 17.0% | 17.9% | 16.6 % |
| % of concluded courses in receipt of dual-arch fixed appliances | 7 | 9 | 77.8% | 75.1% | 70.6% | 74.0% |
| % of concluded courses where treatment was abandoned or discontinued | 0 | 9 | 0.0% | 9.4% | 9.8% | 8.5% |
| % of patients satisfied with the treatment they have received | 1 | 1 | 100.0% | 100.0% | 94.8% | 95.5% |

* Figures in italics indicate that the base number is less than 100.

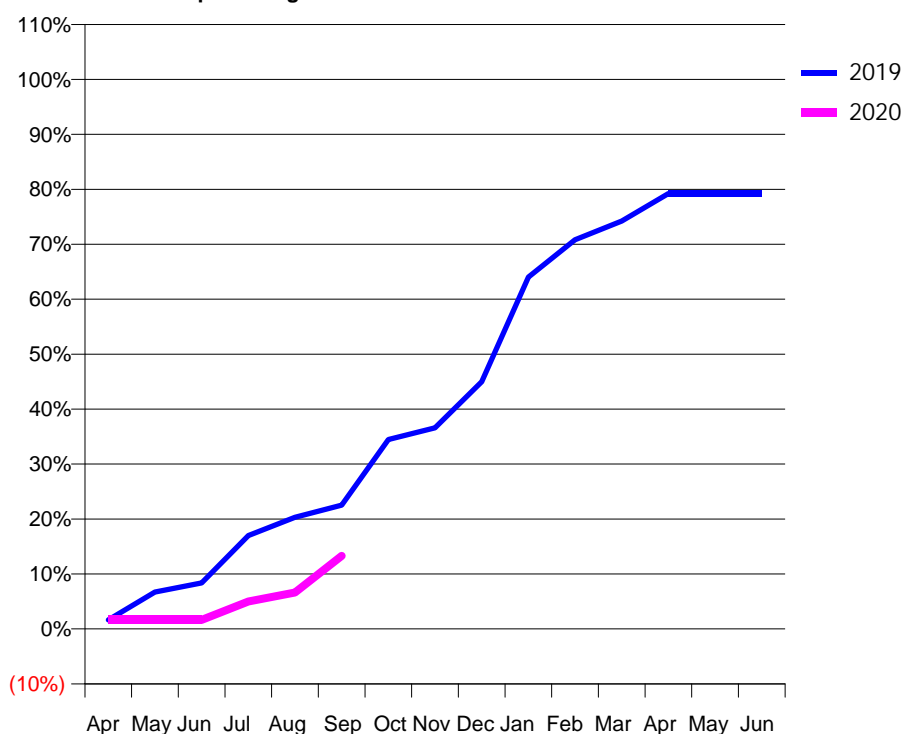
Q57 - Vital Signs Orthodontic At a Glance Contract Report for 101370/0098 - September 2019

| | | | |
|----------------------|---------------------------------------------|---------------------------------------------|-------------|
| Name or company name | Du Toit and BurgerPartnership Ltd (Harwich) | 19/20 Contracted general activity (UDA) | 19,884 |
| Contract type name | GDS Contract | Carry forward general activity (UDA) | 0 |
| Purpose of contract | General and Orthodontic | 19/20 Contracted orthodontic activity (UOA) | 1,265 |
| Contract start date | 01/04/2007 | Carry forward orthodontic activity (UOA) | 0 |
| Contract end date | | Baseline contract value | £681,908.47 |

| ACCESS | Contract | England and Wales |
|----------------------------------------------|----------|-------------------|
| 24 month ratio of assessments to patient IDs | 1.05 | 1.07 |

| ACTIVITY | Contract |
|-------------------------------------------------------------------------------------------|----------|
| Contract assess and fit appliances (case starts) as a percentage of Area Team case starts | 0.7 % |

Cumulative percentage of contracted UOA delivered 2019 & 2020



| Month | Adjusted Scheduled Activity (UOA) | | |
|-----------|-----------------------------------|-------|------|
| | 2018 | 2019 | 2020 |
| April | 21 | 21 | 21 |
| May | 63 | 85 | 21 |
| June | 106 | 106 | 21 |
| July | 107 | 215 | 63 |
| August | 107 | 257 | 84 |
| September | 150 | 285 | 168 |
| October | 194 | 436 | |
| November | 478 | 463 | |
| December | 520 | 569 | |
| January | 590 | 810 | |
| February | 849 | 896 | |
| March | 913 | 939 | |
| April | 913 | 1,002 | |
| May | 1,062 | 1,002 | |
| June | 1,125 | 1,002 | |

QUANTITY METRICS (rolling 12 month period)

| | Contract Quantity | Contract Base Number | Contract * | Area Team | Region | England |
|----------------------------------------------------------------------------------|-------------------|----------------------|------------|-----------|--------|---------|
| % of all assessments that were assess and fit appliances (case starts) | 45 | 63 | 71.4% | 57.6% | 56.3% | 57.9% |
| % of all assessments that were assess and refuse | 12 | 63 | 19.0% | 12.4% | 11.8% | 12.4% |
| % of all assessments that were assess and review | 6 | 63 | 9.5% | 30.1% | 31.9% | 29.7% |
| % of case starts with a reported IOTN of 3 and Aesthetic Component of 5 or below | 0 | 45 | <i>N/A</i> | 0.1% | 0.2% | 0.1% |
| % of case starts with a reported IOTN of 3 and Aesthetic Component of 6 or above | 10 | 45 | 22.2% | 4.5% | 4.0% | 4.0% |
| % of case starts with a reported IOTN of 4 | 32 | 45 | 71.1% | 79.1% | 76.4% | 78.0% |
| % of case starts with a reported IOTN of 5 | 3 | 45 | 6.7% | 15.0% | 17.9% | 16.6 % |
| % of concluded courses in receipt of dual-arch fixed appliances | 21 | 28 | 75.0% | 71.6% | 70.6% | 74.0% |
| % of concluded courses where treatment was abandoned or discontinued | 2 | 28 | 7.1% | 8.2% | 9.8% | 8.5% |
| % of patients satisfied with the treatment they have received | 0 | 0 | <i>N/A</i> | 100.0% | 94.8% | 95.5% |

* Figures in italics indicate that the base number is less than 100.

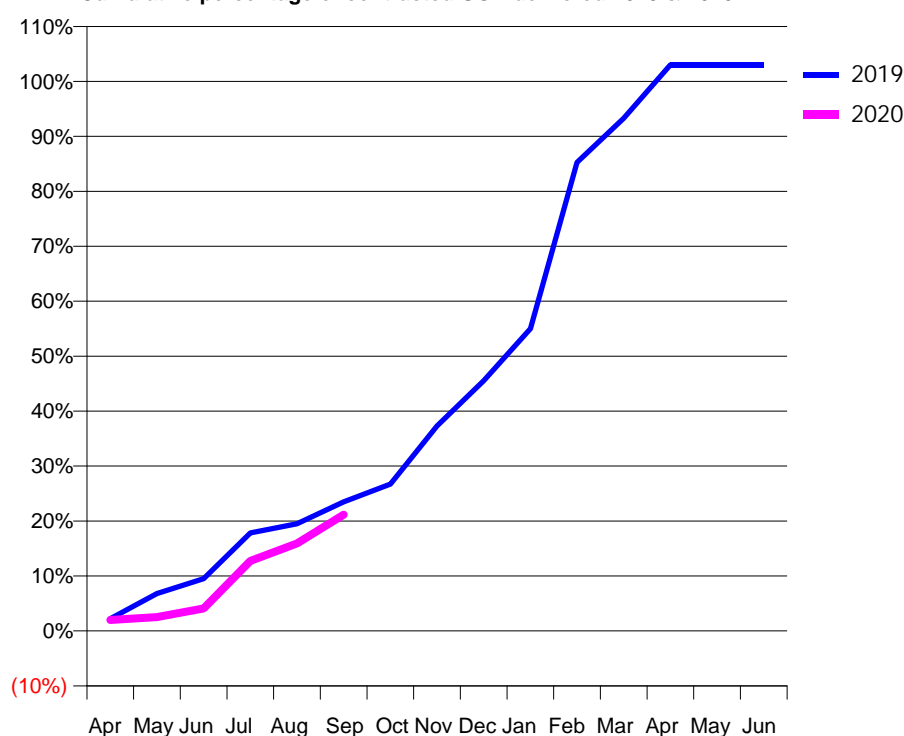
Q57 - Vital Signs Orthodontic At a Glance Contract Report for 101370/0114 - September 2019

| | | | |
|----------------------|------------------------------|---------------------------------------------|-------------|
| Name or company name | Petrie Tucker & Partners Ltd | 19/20 Contracted general activity (UDA) | 0 |
| Contract type name | GDS Contract | Carry forward general activity (UDA) | 0 |
| Purpose of contract | Orthodontic | 19/20 Contracted orthodontic activity (UOA) | 4,000 |
| Contract start date | 01/04/2008 | Carry forward orthodontic activity (UOA) | -80 |
| Contract end date | | Baseline contract value | £256,270.22 |

| ACCESS | Contract | England and Wales |
|----------------------------------------------|----------|-------------------|
| 24 month ratio of assessments to patient IDs | 1.05 | 1.07 |

| ACTIVITY | Contract |
|-------------------------------------------------------------------------------------------|----------|
| Contract assess and fit appliances (case starts) as a percentage of Area Team case starts | 2.9 % |

Cumulative percentage of contracted UOA delivered 2019 & 2020



| Month | Adjusted Scheduled Activity (UOA) | | |
|-----------|-----------------------------------|-------|------|
| | 2018 | 2019 | 2020 |
| April | 117 | 89 | 80 |
| May | 274 | 272 | 101 |
| June | 432 | 381 | 164 |
| July | 1,140 | 714 | 510 |
| August | 1,203 | 780 | 636 |
| September | 1,278 | 940 | 846 |
| October | 1,679 | 1,069 | |
| November | 1,746 | 1,491 | |
| December | 1,810 | 1,821 | |
| January | 1,909 | 2,200 | |
| February | 3,315 | 3,410 | |
| March | 4,023 | 3,732 | |
| April | 4,624 | 4,121 | |
| May | 4,667 | 4,121 | |
| June | 4,667 | 4,121 | |

QUANTITY METRICS (rolling 12 month period)

| | Contract Quantity | Contract Base Number | Contract * | Area Team | Region | England |
|----------------------------------------------------------------------------------|-------------------|----------------------|------------|-----------|--------|---------|
| % of all assessments that were assess and fit appliances (case starts) | 187 | 301 | 62.1% | 57.6% | 56.3% | 57.9% |
| % of all assessments that were assess and refuse | 48 | 301 | 15.9% | 12.4% | 11.8% | 12.4% |
| % of all assessments that were assess and review | 66 | 301 | 21.9% | 30.1% | 31.9% | 29.7% |
| % of case starts with a reported IOTN of 3 and Aesthetic Component of 5 or below | 0 | 187 | N/A | 0.1% | 0.2% | 0.1% |
| % of case starts with a reported IOTN of 3 and Aesthetic Component of 6 or above | 24 | 187 | 12.8% | 4.5% | 4.0% | 4.0% |
| % of case starts with a reported IOTN of 4 | 130 | 187 | 69.5% | 79.1% | 76.4% | 78.0% |
| % of case starts with a reported IOTN of 5 | 33 | 187 | 17.6% | 15.0% | 17.9% | 16.6 % |
| % of concluded courses in receipt of dual-arch fixed appliances | 117 | 206 | 56.8% | 71.6% | 70.6% | 74.0% |
| % of concluded courses where treatment was abandoned or discontinued | 18 | 206 | 8.7% | 8.2% | 9.8% | 8.5% |
| % of patients satisfied with the treatment they have received | 0 | 0 | N/A | 100.0% | 94.8% | 95.5% |

* Figures in italics indicate that the base number is less than 100.

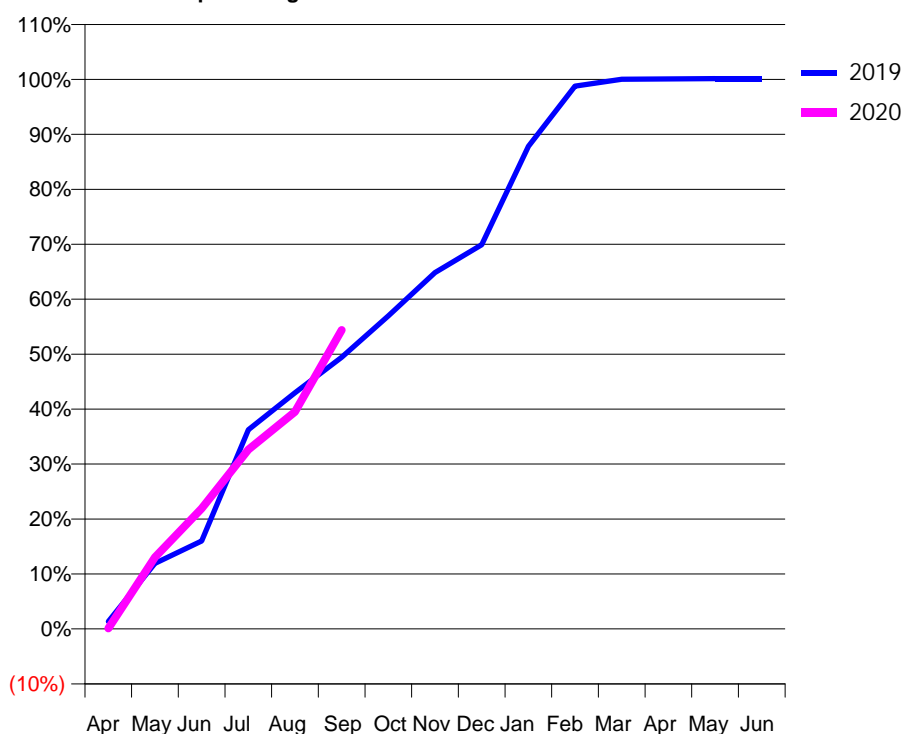
Q57 - Vital Signs Orthodontic At a Glance Contract Report for 101559/0001 - September 2019

| | | | |
|----------------------|----------------------|---------------------------------------------|-------------|
| Name or company name | R Patel & Associates | 19/20 Contracted general activity (UDA) | 0 |
| Contract type name | PDS Contract | Carry forward general activity (UDA) | 0 |
| Purpose of contract | Orthodontic | 19/20 Contracted orthodontic activity (UOA) | 5,200 |
| Contract start date | 01/10/2011 | Carry forward orthodontic activity (UOA) | -6 |
| Contract end date | 24/07/2020 | Baseline contract value | £329,236.96 |

| ACCESS | Contract | England and Wales |
|----------------------------------------------|----------|-------------------|
| 24 month ratio of assessments to patient IDs | 1.04 | 1.07 |

| ACTIVITY | Contract |
|-------------------------------------------------------------------------------------------|----------|
| Contract assess and fit appliances (case starts) as a percentage of Area Team case starts | 3.6 % |

Cumulative percentage of contracted UOA delivered 2019 & 2020



| Month | Adjusted Scheduled Activity (UOA) | | |
|-----------|-----------------------------------|-------|-------|
| | 2018 | 2019 | 2020 |
| April | 64 | 57 | 6 |
| May | 64 | 501 | 678 |
| June | 368 | 672 | 1,140 |
| July | 681 | 1,522 | 1,697 |
| August | 1,210 | 1,805 | 2,054 |
| September | 1,385 | 2,077 | 2,829 |
| October | 1,538 | 2,393 | |
| November | 2,332 | 2,723 | |
| December | 2,808 | 2,936 | |
| January | 3,343 | 3,688 | |
| February | 4,008 | 4,149 | |
| March | 4,129 | 4,201 | |
| April | 4,236 | 4,203 | |
| May | 4,257 | 4,206 | |
| June | 4,257 | 4,206 | |

QUANTITY METRICS (rolling 12 month period)

| | Contract Quantity | Contract Base Number | Contract * | Area Team | Region | England |
|----------------------------------------------------------------------------------|-------------------|----------------------|------------|-----------|--------|---------|
| % of all assessments that were assess and fit appliances (case starts) | 230 | 404 | 56.9% | 57.6% | 56.3% | 57.9% |
| % of all assessments that were assess and refuse | 53 | 404 | 13.1% | 12.4% | 11.8% | 12.4% |
| % of all assessments that were assess and review | 121 | 404 | 30.0% | 30.1% | 31.9% | 29.7% |
| % of case starts with a reported IOTN of 3 and Aesthetic Component of 5 or below | 0 | 230 | N/A | 0.1% | 0.2% | 0.1% |
| % of case starts with a reported IOTN of 3 and Aesthetic Component of 6 or above | 0 | 230 | N/A | 4.5% | 4.0% | 4.0% |
| % of case starts with a reported IOTN of 4 | 191 | 230 | 83.0% | 79.1% | 76.4% | 78.0% |
| % of case starts with a reported IOTN of 5 | 39 | 230 | 17.0% | 15.0% | 17.9% | 16.6 % |
| % of concluded courses in receipt of dual-arch fixed appliances | 3 | 56 | 5.4% | 71.6% | 70.6% | 74.0% |
| % of concluded courses where treatment was abandoned or discontinued | 12 | 56 | 21.4% | 8.2% | 9.8% | 8.5% |
| % of patients satisfied with the treatment they have received | 0 | 0 | N/A | 100.0% | 94.8% | 95.5% |

* Figures in italics indicate that the base number is less than 100.

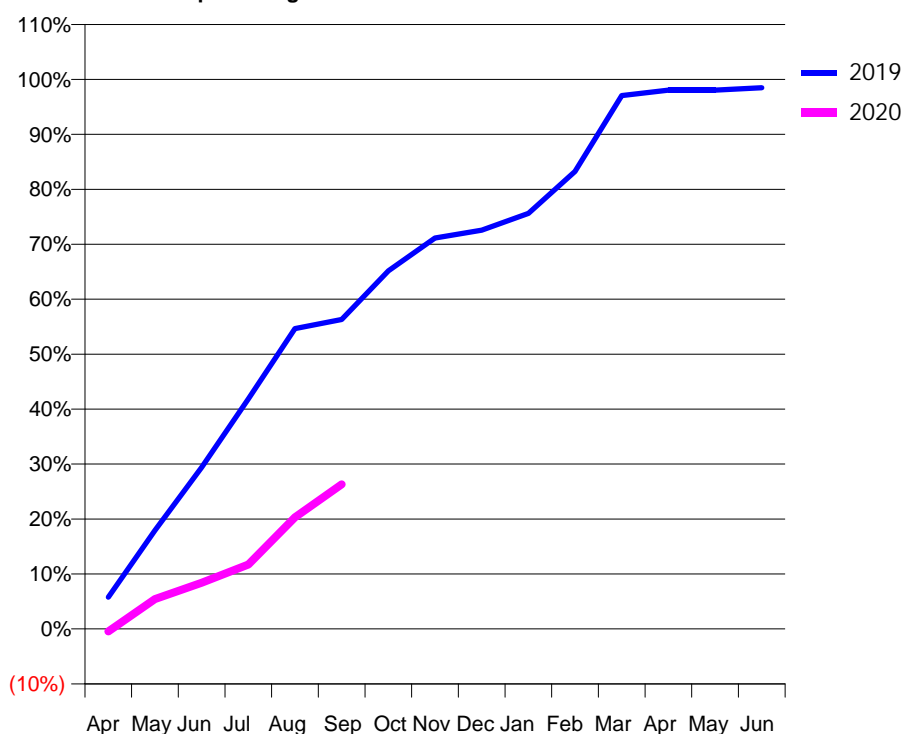
Q57 - Vital Signs Orthodontic At a Glance Contract Report for 115347/0001 - September 2019

| | | | |
|----------------------|--------------------------------|---------------------------------------------|-------------|
| Name or company name | Mr H.S. Kehlar and Mr S. Kumar | 19/20 Contracted general activity (UDA) | 18 |
| Contract type name | PDS Contract | Carry forward general activity (UDA) | 0 |
| Purpose of contract | General and Orthodontic | 19/20 Contracted orthodontic activity (UOA) | 6,404 |
| Contract start date | 01/04/2013 | Carry forward orthodontic activity (UOA) | 98 |
| Contract end date | 24/07/2020 | Baseline contract value | £382,488.45 |

| ACCESS | Contract | England and Wales |
|----------------------------------------------|----------|-------------------|
| 24 month ratio of assessments to patient IDs | 1.00 | 1.07 |

| ACTIVITY | Contract |
|-------------------------------------------------------------------------------------------|----------|
| Contract assess and fit appliances (case starts) as a percentage of Area Team case starts | 3.3 % |

Cumulative percentage of contracted UOA delivered 2019 & 2020



| Month | Adjusted Scheduled Activity (UOA) | | |
|-----------|-----------------------------------|-------|-------|
| | 2018 | 2019 | 2020 |
| April | 573 | 370 | -31 |
| May | 1,337 | 1,147 | 347 |
| June | 1,828 | 1,882 | 538 |
| July | 2,664 | 2,681 | 751 |
| August | 3,253 | 3,501 | 1,301 |
| September | 3,827 | 3,606 | 1,686 |
| October | 4,820 | 4,173 | |
| November | 5,686 | 4,556 | |
| December | 5,897 | 4,646 | |
| January | 5,948 | 4,842 | |
| February | 6,142 | 5,331 | |
| March | 6,269 | 6,215 | |
| April | 6,395 | 6,279 | |
| May | 6,396 | 6,279 | |
| June | 6,396 | 6,306 | |

QUANTITY METRICS (rolling 12 month period)

| | Contract Quantity | Contract Base Number | Contract * | Area Team | Region | England |
|----------------------------------------------------------------------------------|-------------------|----------------------|------------|-----------|--------|---------|
| % of all assessments that were assess and fit appliances (case starts) | 211 | 283 | 74.6% | 57.6% | 56.3% | 57.9% |
| % of all assessments that were assess and refuse | 24 | 283 | 8.5% | 12.4% | 11.8% | 12.4% |
| % of all assessments that were assess and review | 48 | 283 | 17.0% | 30.1% | 31.9% | 29.7% |
| % of case starts with a reported IOTN of 3 and Aesthetic Component of 5 or below | 0 | 211 | N/A | 0.1% | 0.2% | 0.1% |
| % of case starts with a reported IOTN of 3 and Aesthetic Component of 6 or above | 14 | 211 | 6.6% | 4.5% | 4.0% | 4.0% |
| % of case starts with a reported IOTN of 4 | 162 | 211 | 76.8% | 79.1% | 76.4% | 78.0% |
| % of case starts with a reported IOTN of 5 | 34 | 211 | 16.1% | 15.0% | 17.9% | 16.6% |
| % of concluded courses in receipt of dual-arch fixed appliances | 289 | 302 | 95.7% | 71.6% | 70.6% | 74.0% |
| % of concluded courses where treatment was abandoned or discontinued | 6 | 302 | 2.0% | 8.2% | 9.8% | 8.5% |
| % of patients satisfied with the treatment they have received | 0 | 0 | N/A | 100.0% | 94.8% | 95.5% |

* Figures in italics indicate that the base number is less than 100.

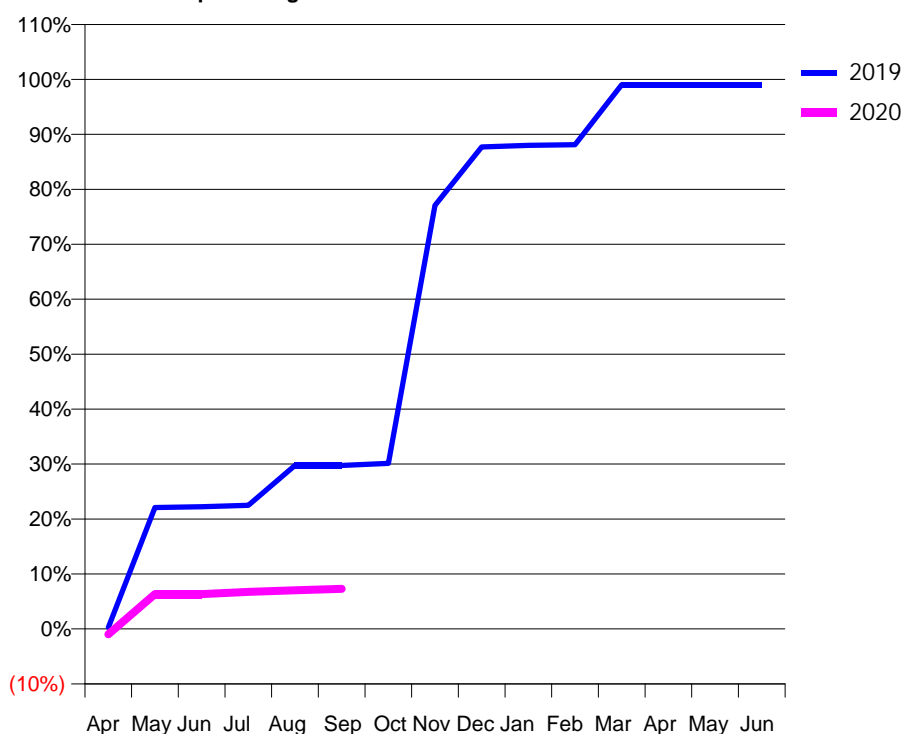
Q57 - Vital Signs Orthodontic At a Glance Contract Report for 119261/0001 - September 2019

| | | | |
|----------------------|-------------------------|---------------------------------------------|-------------|
| Name or company name | Tiptree Dental Surgery | 19/20 Contracted general activity (UDA) | 17,496 |
| Contract type name | GDS Contract | Carry forward general activity (UDA) | 0 |
| Purpose of contract | General and Orthodontic | 19/20 Contracted orthodontic activity (UOA) | 592 |
| Contract start date | 01/05/2014 | Carry forward orthodontic activity (UOA) | 6 |
| Contract end date | | Baseline contract value | £827,746.78 |

| ACCESS | Contract | England and Wales |
|----------------------------------------------|----------|-------------------|
| 24 month ratio of assessments to patient IDs | 1.00 | 1.07 |

| ACTIVITY | Contract |
|-------------------------------------------------------------------------------------------|----------|
| Contract assess and fit appliances (case starts) as a percentage of Area Team case starts | 0.4 % |

Cumulative percentage of contracted UOA delivered 2019 & 2020



| Month | Adjusted Scheduled Activity (UOA) | | |
|-----------|-----------------------------------|------|------|
| | 2018 | 2019 | 2020 |
| April | 10 | 2 | -6 |
| May | 94 | 131 | 38 |
| June | 115 | 132 | 38 |
| July | 157 | 133 | 40 |
| August | 178 | 176 | 42 |
| September | 178 | 176 | 43 |
| October | 179 | 178 | |
| November | 180 | 456 | |
| December | 184 | 519 | |
| January | 184 | 521 | |
| February | 415 | 522 | |
| March | 520 | 586 | |
| April | 520 | 586 | |
| May | 520 | 586 | |
| June | 541 | 586 | |

QUANTITY METRICS (rolling 12 month period)

| | Contract Quantity | Contract Base Number | Contract * | Area Team | Region | England |
|----------------------------------------------------------------------------------|-------------------|----------------------|------------|-----------|--------|---------|
| % of all assessments that were assess and fit appliances (case starts) | 23 | 23 | 100.0% | 57.6% | 56.3% | 57.9% |
| % of all assessments that were assess and refuse | 0 | 23 | 0.0% | 12.4% | 11.8% | 12.4% |
| % of all assessments that were assess and review | 0 | 23 | 0.0% | 30.1% | 31.9% | 29.7% |
| % of case starts with a reported IOTN of 3 and Aesthetic Component of 5 or below | 0 | 23 | N/A | 0.1% | 0.2% | 0.1% |
| % of case starts with a reported IOTN of 3 and Aesthetic Component of 6 or above | 0 | 23 | N/A | 4.5% | 4.0% | 4.0% |
| % of case starts with a reported IOTN of 4 | 17 | 23 | 73.9% | 79.1% | 76.4% | 78.0% |
| % of case starts with a reported IOTN of 5 | 6 | 23 | 26.1% | 15.0% | 17.9% | 16.6 % |
| % of concluded courses in receipt of dual-arch fixed appliances | 3 | 17 | 17.6% | 71.6% | 70.6% | 74.0% |
| % of concluded courses where treatment was abandoned or discontinued | 1 | 17 | 5.9% | 8.2% | 9.8% | 8.5% |
| % of patients satisfied with the treatment they have received | 0 | 0 | N/A | 100.0% | 94.8% | 95.5% |

* Figures in italics indicate that the base number is less than 100.

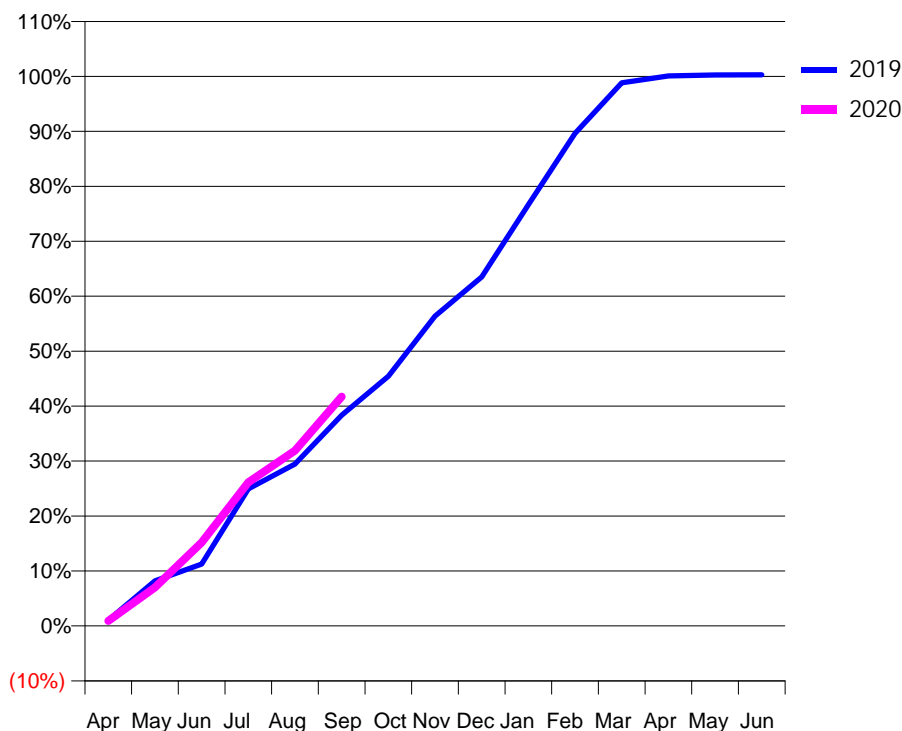
Q57 - Vital Signs Orthodontic At a Glance Contract Report for 130788/0001 - September 2019

| | | | |
|----------------------|----------------------------------------|---------------------------------------------|---------------|
| Name or company name | Byles & Sebastian Orthodontic Practice | 19/20 Contracted general activity (UDA) | 0 |
| Contract type name | PDS Contract | Carry forward general activity (UDA) | 0 |
| Purpose of contract | Orthodontic | 19/20 Contracted orthodontic activity (UOA) | 20,795 |
| Contract start date | 01/08/2015 | Carry forward orthodontic activity (UOA) | -60 |
| Contract end date | 24/07/2020 | Baseline contract value | £1,223,214.79 |

| ACCESS | Contract | England and Wales |
|----------------------------------------------|----------|-------------------|
| 24 month ratio of assessments to patient IDs | 1.02 | 1.07 |

| ACTIVITY | Contract |
|-------------------------------------------------------------------------------------------|----------|
| Contract assess and fit appliances (case starts) as a percentage of Area Team case starts | 16.0 % |

Cumulative percentage of contracted UOA delivered 2019 & 2020



| Month | Adjusted Scheduled Activity (UOA) | | |
|-----------|-----------------------------------|--------|-------|
| | 2018 | 2019 | 2020 |
| April | 178 | 222 | 189 |
| May | 2,200 | 1,704 | 1,454 |
| June | 4,238 | 2,338 | 3,163 |
| July | 6,107 | 5,187 | 5,437 |
| August | 7,310 | 6,121 | 6,632 |
| September | 9,099 | 7,969 | 8,677 |
| October | 10,889 | 9,449 | |
| November | 12,304 | 11,717 | |
| December | 13,795 | 13,203 | |
| January | 15,277 | 15,939 | |
| February | 17,979 | 18,637 | |
| March | 20,451 | 20,548 | |
| April | 20,763 | 20,806 | |
| May | 20,973 | 20,848 | |
| June | 20,973 | 20,852 | |

QUANTITY METRICS (rolling 12 month period)

| | Contract Quantity | Contract Base Number | Contract * | Area Team | Region | England |
|----------------------------------------------------------------------------------|-------------------|----------------------|------------|-----------|--------|---------|
| % of all assessments that were assess and fit appliances (case starts) | 1,028 | 1,327 | 77.5% | 57.6% | 56.3% | 57.9% |
| % of all assessments that were assess and refuse | 12 | 1,327 | 0.9% | 12.4% | 11.8% | 12.4% |
| % of all assessments that were assess and review | 287 | 1,327 | 21.6% | 30.1% | 31.9% | 29.7% |
| % of case starts with a reported IOTN of 3 and Aesthetic Component of 5 or below | 0 | 1,028 | N/A | 0.1% | 0.2% | 0.1% |
| % of case starts with a reported IOTN of 3 and Aesthetic Component of 6 or above | 10 | 1,028 | 1.0% | 4.5% | 4.0% | 4.0% |
| % of case starts with a reported IOTN of 4 | 888 | 1,028 | 86.4% | 79.1% | 76.4% | 78.0% |
| % of case starts with a reported IOTN of 5 | 114 | 1,028 | 11.1% | 15.0% | 17.9% | 16.6 % |
| % of concluded courses in receipt of dual-arch fixed appliances | 629 | 742 | 84.8% | 71.6% | 70.6% | 74.0% |
| % of concluded courses where treatment was abandoned or discontinued | 81 | 742 | 10.9% | 8.2% | 9.8% | 8.5% |
| % of patients satisfied with the treatment they have received | 0 | 0 | N/A | 100.0% | 94.8% | 95.5% |

* Figures in italics indicate that the base number is less than 100.

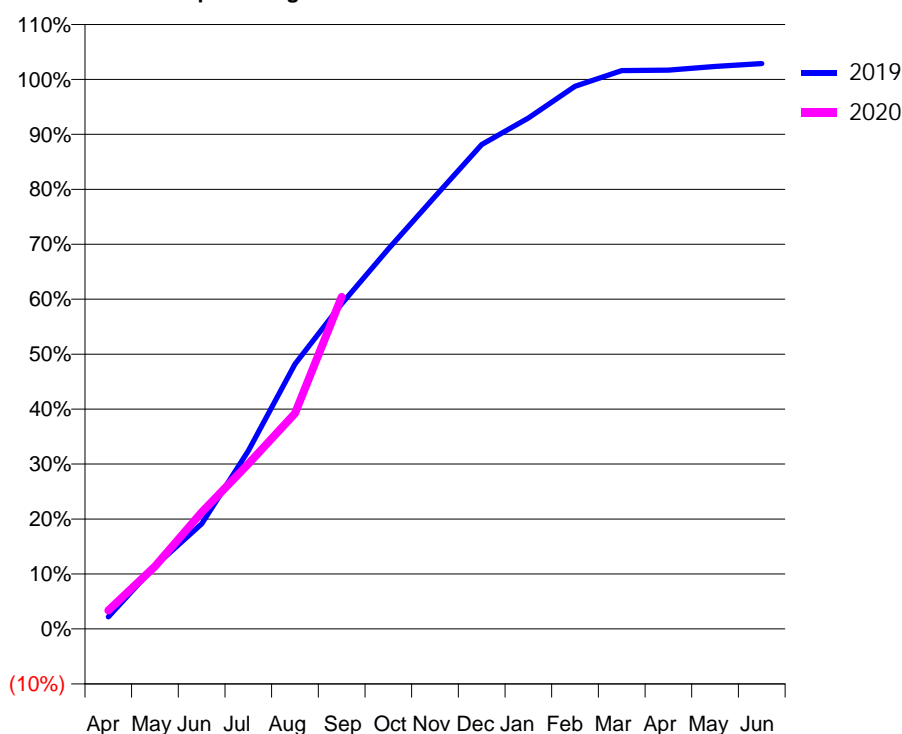
Q57 - Vital Signs Orthodontic At a Glance Contract Report for 131903/0002 - September 2019

| | | | |
|----------------------|-------------------------------|---------------------------------------------|-------------|
| Name or company name | Penhaligon Witham Partnership | 19/20 Contracted general activity (UDA) | 0 |
| Contract type name | PDS Contract | Carry forward general activity (UDA) | 0 |
| Purpose of contract | Orthodontic | 19/20 Contracted orthodontic activity (UOA) | 5,253 |
| Contract start date | 01/12/2015 | Carry forward orthodontic activity (UOA) | -85 |
| Contract end date | 24/07/2020 | Baseline contract value | £332,602.18 |

| ACCESS | Contract | England and Wales |
|----------------------------------------------|----------|-------------------|
| 24 month ratio of assessments to patient IDs | 1.41 | 1.07 |

| ACTIVITY | Contract |
|-------------------------------------------------------------------------------------------|----------|
| Contract assess and fit appliances (case starts) as a percentage of Area Team case starts | 3.1 % |

Cumulative percentage of contracted UOA delivered 2019 & 2020



| Month | Adjusted Scheduled Activity (UOA) | | |
|-----------|-----------------------------------|-------|-------|
| | 2018 | 2019 | 2020 |
| April | 81 | 93 | 177 |
| May | 481 | 487 | 597 |
| June | 689 | 814 | 1,115 |
| July | 1,115 | 1,379 | 1,577 |
| August | 1,335 | 2,049 | 2,060 |
| September | 1,745 | 2,516 | 3,174 |
| October | 2,127 | 2,941 | |
| November | 2,344 | 3,347 | |
| December | 3,118 | 3,749 | |
| January | 3,527 | 3,954 | |
| February | 4,076 | 4,199 | |
| March | 4,263 | 4,321 | |
| April | 4,263 | 4,324 | |
| May | 4,263 | 4,353 | |
| June | 4,263 | 4,375 | |

QUANTITY METRICS (rolling 12 month period)

| | Contract Quantity | Contract Base Number | Contract * | Area Team | Region | England |
|----------------------------------------------------------------------------------|-------------------|----------------------|------------|-----------|--------|---------|
| % of all assessments that were assess and fit appliances (case starts) | 200 | 948 | 21.1% | 57.6% | 56.3% | 57.9% |
| % of all assessments that were assess and refuse | 174 | 948 | 18.4% | 12.4% | 11.8% | 12.4% |
| % of all assessments that were assess and review | 574 | 948 | 60.5% | 30.1% | 31.9% | 29.7% |
| % of case starts with a reported IOTN of 3 and Aesthetic Component of 5 or below | 0 | 200 | N/A | 0.1% | 0.2% | 0.1% |
| % of case starts with a reported IOTN of 3 and Aesthetic Component of 6 or above | 5 | 200 | 2.5% | 4.5% | 4.0% | 4.0% |
| % of case starts with a reported IOTN of 4 | 171 | 200 | 85.5% | 79.1% | 76.4% | 78.0% |
| % of case starts with a reported IOTN of 5 | 23 | 200 | 11.5% | 15.0% | 17.9% | 16.6 % |
| % of concluded courses in receipt of dual-arch fixed appliances | 58 | 77 | 75.3% | 71.6% | 70.6% | 74.0% |
| % of concluded courses where treatment was abandoned or discontinued | 11 | 77 | 14.3% | 8.2% | 9.8% | 8.5% |
| % of patients satisfied with the treatment they have received | 0 | 0 | N/A | 100.0% | 94.8% | 95.5% |

* Figures in italics indicate that the base number is less than 100.

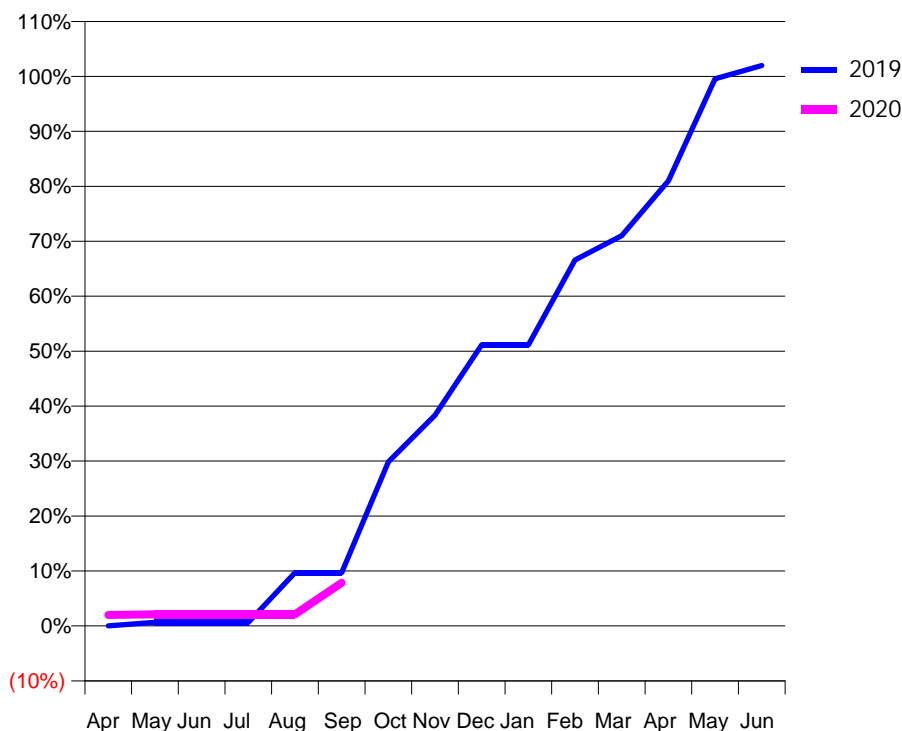
Q57 - Vital Signs Orthodontic At a Glance Contract Report for 145394/0002 - September 2019

| | | | |
|----------------------|----------------------------|---------------------------------------------|-------------|
| Name or company name | Ongar Road Dental Practice | 19/20 Contracted general activity (UDA) | 0 |
| Contract type name | PDS Contract | Carry forward general activity (UDA) | 0 |
| Purpose of contract | Orthodontic | 19/20 Contracted orthodontic activity (UOA) | 4,299 |
| Contract start date | 01/04/2013 | Carry forward orthodontic activity (UOA) | -85 |
| Contract end date | 24/07/2020 | Baseline contract value | £255,708.32 |

| ACCESS | Contract | England and Wales |
|----------------------------------------------|----------|-------------------|
| 24 month ratio of assessments to patient IDs | 1.04 | 1.07 |

| ACTIVITY | Contract |
|-------------------------------------------------------------------------------------------|----------|
| Contract assess and fit appliances (case starts) as a percentage of Area Team case starts | 3.2 % |

Cumulative percentage of contracted UOA delivered 2019 & 2020



| Month | Adjusted Scheduled Activity (UOA) | | |
|-----------|-----------------------------------|-------|------|
| | 2018 | 2019 | 2020 |
| April | -96 | 1 | 86 |
| May | 37 | 29 | 91 |
| June | 81 | 29 | 91 |
| July | 81 | 29 | 91 |
| August | 356 | 417 | 91 |
| September | 634 | 417 | 337 |
| October | 928 | 1,284 | |
| November | 1,205 | 1,648 | |
| December | 1,565 | 2,199 | |
| January | 1,565 | 2,199 | |
| February | 1,986 | 2,862 | |
| March | 2,746 | 3,053 | |
| April | 3,540 | 3,482 | |
| May | 4,191 | 4,280 | |
| June | 4,191 | 4,384 | |

QUANTITY METRICS (rolling 12 month period)

| | Contract Quantity | Contract Base Number | Contract * | Area Team | Region | England |
|----------------------------------------------------------------------------------|-------------------|----------------------|------------|-----------|--------|---------|
| % of all assessments that were assess and fit appliances (case starts) | 204 | 261 | 78.2% | 57.6% | 56.3% | 57.9% |
| % of all assessments that were assess and refuse | 29 | 261 | 11.1% | 12.4% | 11.8% | 12.4% |
| % of all assessments that were assess and review | 28 | 261 | 10.7% | 30.1% | 31.9% | 29.7% |
| % of case starts with a reported IOTN of 3 and Aesthetic Component of 5 or below | 0 | 204 | N/A | 0.1% | 0.2% | 0.1% |
| % of case starts with a reported IOTN of 3 and Aesthetic Component of 6 or above | 16 | 204 | 7.8% | 4.5% | 4.0% | 4.0% |
| % of case starts with a reported IOTN of 4 | 144 | 204 | 70.6% | 79.1% | 76.4% | 78.0% |
| % of case starts with a reported IOTN of 5 | 40 | 204 | 19.6% | 15.0% | 17.9% | 16.6 % |
| % of concluded courses in receipt of dual-arch fixed appliances | 137 | 145 | 94.5% | 71.6% | 70.6% | 74.0% |
| % of concluded courses where treatment was abandoned or discontinued | 1 | 145 | 0.7% | 8.2% | 9.8% | 8.5% |
| % of patients satisfied with the treatment they have received | 1 | 1 | 100.0% | 100.0% | 94.8% | 95.5% |

* Figures in italics indicate that the base number is less than 100.

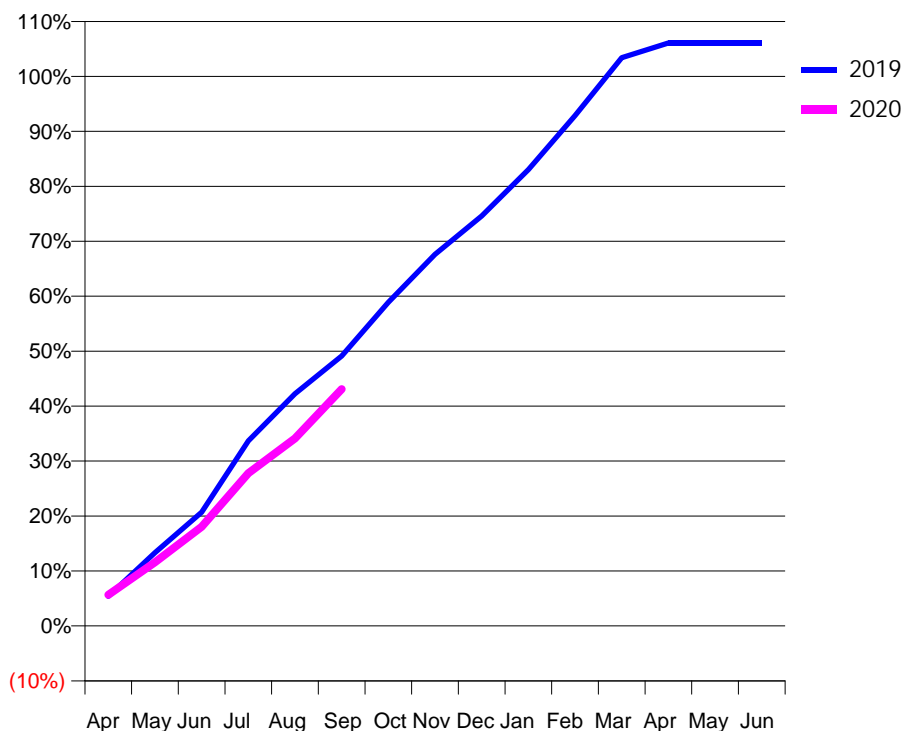
Q57 - Vital Signs Orthodontic At a Glance Contract Report for 148695/0001 - September 2019

| | | | |
|----------------------|--------------|---------------------------------------------|-------------|
| Name or company name | Mr C Wallis | 19/20 Contracted general activity (UDA) | 0 |
| Contract type name | PDS Contract | Carry forward general activity (UDA) | 0 |
| Purpose of contract | Orthodontic | 19/20 Contracted orthodontic activity (UOA) | 12,145 |
| Contract start date | 02/06/2013 | Carry forward orthodontic activity (UOA) | -243 |
| Contract end date | 24/07/2020 | Baseline contract value | £808,104.20 |

| ACCESS | Contract | England and Wales |
|----------------------------------------------|----------|-------------------|
| 24 month ratio of assessments to patient IDs | 1.03 | 1.07 |

| ACTIVITY | Contract |
|-------------------------------------------------------------------------------------------|----------|
| Contract assess and fit appliances (case starts) as a percentage of Area Team case starts | 8.6 % |

Cumulative percentage of contracted UOA delivered 2019 & 2020



| Month | Adjusted Scheduled Activity (UOA) | | |
|-----------|-----------------------------------|--------|-------|
| | 2018 | 2019 | 2020 |
| April | 632 | 655 | 687 |
| May | 1,404 | 1,619 | 1,407 |
| June | 2,109 | 2,513 | 2,192 |
| July | 3,189 | 4,090 | 3,375 |
| August | 3,993 | 5,131 | 4,145 |
| September | 4,944 | 5,967 | 5,234 |
| October | 6,431 | 7,155 | |
| November | 7,286 | 8,211 | |
| December | 7,859 | 9,057 | |
| January | 8,539 | 10,086 | |
| February | 10,321 | 11,278 | |
| March | 11,960 | 12,557 | |
| April | 12,602 | 12,883 | |
| May | 12,603 | 12,883 | |
| June | 12,603 | 12,883 | |

QUANTITY METRICS (rolling 12 month period)

| | Contract Quantity | Contract Base Number | Contract * | Area Team | Region | England |
|----------------------------------------------------------------------------------|-------------------|----------------------|------------|-----------|--------|---------|
| % of all assessments that were assess and fit appliances (case starts) | 555 | 827 | 67.1% | 57.6% | 56.3% | 57.9% |
| % of all assessments that were assess and refuse | 204 | 827 | 24.7% | 12.4% | 11.8% | 12.4% |
| % of all assessments that were assess and review | 68 | 827 | 8.2% | 30.1% | 31.9% | 29.7% |
| % of case starts with a reported IOTN of 3 and Aesthetic Component of 5 or below | 1 | 555 | 0.2% | 0.1% | 0.2% | 0.1% |
| % of case starts with a reported IOTN of 3 and Aesthetic Component of 6 or above | 57 | 555 | 10.3% | 4.5% | 4.0% | 4.0% |
| % of case starts with a reported IOTN of 4 | 411 | 555 | 74.1% | 79.1% | 76.4% | 78.0% |
| % of case starts with a reported IOTN of 5 | 85 | 555 | 15.3% | 15.0% | 17.9% | 16.6 % |
| % of concluded courses in receipt of dual-arch fixed appliances | 494 | 564 | 87.6% | 71.6% | 70.6% | 74.0% |
| % of concluded courses where treatment was abandoned or discontinued | 59 | 564 | 10.5% | 8.2% | 9.8% | 8.5% |
| % of patients satisfied with the treatment they have received | 0 | 0 | N/A | 100.0% | 94.8% | 95.5% |

* Figures in italics indicate that the base number is less than 100.

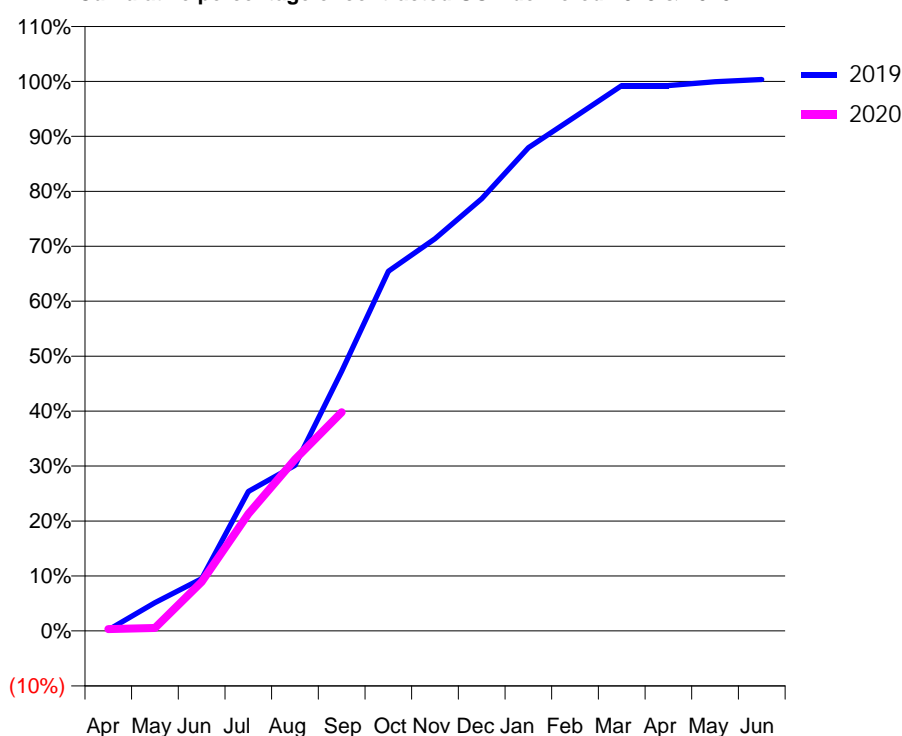
Q57 - Vital Signs Orthodontic At a Glance Contract Report for 153885/0001 - September 2019

| | | | |
|----------------------|-------------------------------|---------------------------------------------|-------------|
| Name or company name | Mr M. Kazemi and Dr S Dhillon | 19/20 Contracted general activity (UDA) | 0 |
| Contract type name | PDS Contract | Carry forward general activity (UDA) | 0 |
| Purpose of contract | Orthodontic | 19/20 Contracted orthodontic activity (UOA) | 10,280 |
| Contract start date | 01/04/2013 | Carry forward orthodontic activity (UOA) | -33 |
| Contract end date | 24/07/2020 | Baseline contract value | £591,335.90 |

| ACCESS | Contract | England and Wales |
|----------------------------------------------|----------|-------------------|
| 24 month ratio of assessments to patient IDs | 1.00 | 1.07 |

| ACTIVITY | Contract |
|-------------------------------------------------------------------------------------------|----------|
| Contract assess and fit appliances (case starts) as a percentage of Area Team case starts | 7.0 % |

Cumulative percentage of contracted UOA delivered 2019 & 2020



| Month | Adjusted Scheduled Activity (UOA) | | |
|-----------|-----------------------------------|--------|-------|
| | 2018 | 2019 | 2020 |
| April | -1 | 19 | 33 |
| May | -1 | 528 | 56 |
| June | 819 | 977 | 916 |
| July | 1,756 | 2,607 | 2,191 |
| August | 3,315 | 3,096 | 3,211 |
| September | 3,876 | 4,859 | 4,093 |
| October | 4,811 | 6,730 | |
| November | 5,691 | 7,335 | |
| December | 6,683 | 8,083 | |
| January | 7,880 | 9,039 | |
| February | 8,640 | 9,618 | |
| March | 9,763 | 10,202 | |
| April | 10,247 | 10,202 | |
| May | 10,252 | 10,271 | |
| June | 10,297 | 10,313 | |

QUANTITY METRICS (rolling 12 month period)

| | Contract Quantity | Contract Base Number | Contract * | Area Team | Region | England |
|----------------------------------------------------------------------------------|-------------------|----------------------|------------|-----------|--------|---------|
| % of all assessments that were assess and fit appliances (case starts) | 450 | 606 | 74.3% | 57.6% | 56.3% | 57.9% |
| % of all assessments that were assess and refuse | 56 | 606 | 9.2% | 12.4% | 11.8% | 12.4% |
| % of all assessments that were assess and review | 100 | 606 | 16.5% | 30.1% | 31.9% | 29.7% |
| % of case starts with a reported IOTN of 3 and Aesthetic Component of 5 or below | 1 | 450 | 0.2% | 0.1% | 0.2% | 0.1% |
| % of case starts with a reported IOTN of 3 and Aesthetic Component of 6 or above | 5 | 450 | 1.1% | 4.5% | 4.0% | 4.0% |
| % of case starts with a reported IOTN of 4 | 350 | 450 | 77.8% | 79.1% | 76.4% | 78.0% |
| % of case starts with a reported IOTN of 5 | 90 | 450 | 20.0% | 15.0% | 17.9% | 16.6% |
| % of concluded courses in receipt of dual-arch fixed appliances | 255 | 375 | 68.0% | 71.6% | 70.6% | 74.0% |
| % of concluded courses where treatment was abandoned or discontinued | 15 | 375 | 4.0% | 8.2% | 9.8% | 8.5% |
| % of patients satisfied with the treatment they have received | 0 | 0 | N/A | 100.0% | 94.8% | 95.5% |

* Figures in italics indicate that the base number is less than 100.

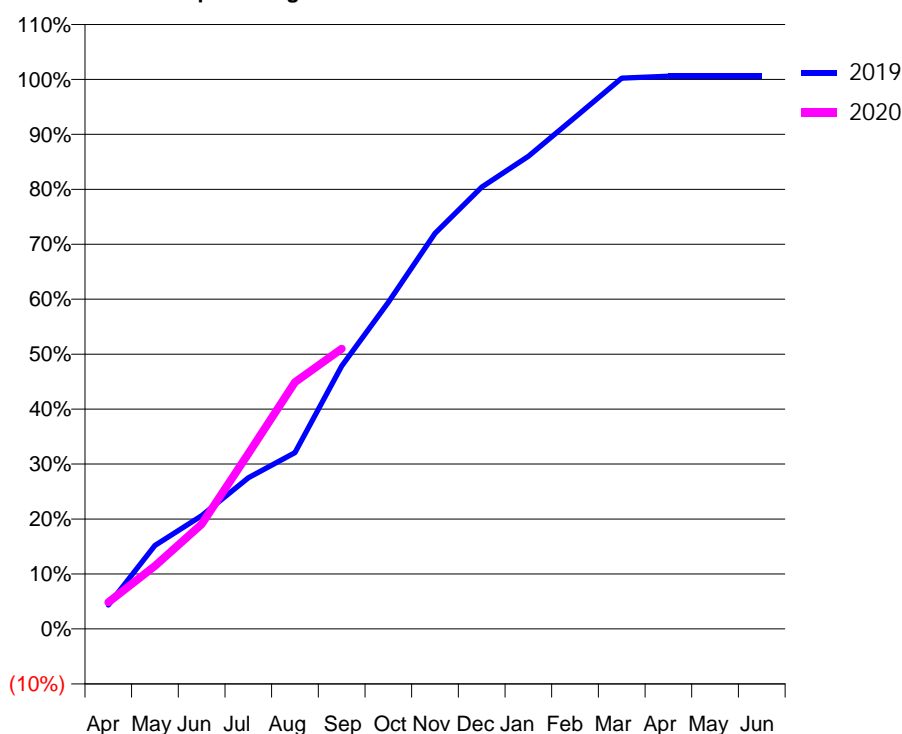
Q57 - Vital Signs Orthodontic At a Glance Contract Report for 186872/0007 - September 2019

| | | | |
|----------------------|---------------------|---------------------------------------------|-------------|
| Name or company name | ORTHOWORLD 2000 LTD | 19/20 Contracted general activity (UDA) | 0 |
| Contract type name | PDS Contract | Carry forward general activity (UDA) | 0 |
| Purpose of contract | Orthodontic | 19/20 Contracted orthodontic activity (UOA) | 8,700 |
| Contract start date | 01/04/2006 | Carry forward orthodontic activity (UOA) | -51 |
| Contract end date | 24/07/2020 | Baseline contract value | £578,872.45 |

| ACCESS | Contract | England and Wales |
|----------------------------------------------|----------|-------------------|
| 24 month ratio of assessments to patient IDs | 1.01 | 1.07 |

| ACTIVITY | Contract |
|-------------------------------------------------------------------------------------------|----------|
| Contract assess and fit appliances (case starts) as a percentage of Area Team case starts | 6.8 % |

Cumulative percentage of contracted UOA delivered 2019 & 2020



| Month | Adjusted Scheduled Activity (UOA) | | |
|-----------|-----------------------------------|-------|-------|
| | 2018 | 2019 | 2020 |
| April | 5 | 380 | 421 |
| May | 280 | 1,320 | 998 |
| June | 1,217 | 1,793 | 1,658 |
| July | 1,814 | 2,394 | 2,776 |
| August | 2,513 | 2,791 | 3,907 |
| September | 3,178 | 4,163 | 4,434 |
| October | 3,915 | 5,174 | |
| November | 4,732 | 6,264 | |
| December | 5,692 | 6,994 | |
| January | 6,544 | 7,483 | |
| February | 7,917 | 8,099 | |
| March | 8,630 | 8,721 | |
| April | 8,729 | 8,751 | |
| May | 8,729 | 8,751 | |
| June | 8,729 | 8,751 | |

QUANTITY METRICS (rolling 12 month period)

| | Contract Quantity | Contract Base Number | Contract * | Area Team | Region | England |
|----------------------------------------------------------------------------------|-------------------|----------------------|------------|-----------|--------|---------|
| % of all assessments that were assess and fit appliances (case starts) | 439 | 757 | 58.0% | 57.6% | 56.3% | 57.9% |
| % of all assessments that were assess and refuse | 117 | 757 | 15.5% | 12.4% | 11.8% | 12.4% |
| % of all assessments that were assess and review | 201 | 757 | 26.6% | 30.1% | 31.9% | 29.7% |
| % of case starts with a reported IOTN of 3 and Aesthetic Component of 5 or below | 2 | 439 | 0.5% | 0.1% | 0.2% | 0.1% |
| % of case starts with a reported IOTN of 3 and Aesthetic Component of 6 or above | 38 | 439 | 8.7% | 4.5% | 4.0% | 4.0% |
| % of case starts with a reported IOTN of 4 | 323 | 439 | 73.6% | 79.1% | 76.4% | 78.0% |
| % of case starts with a reported IOTN of 5 | 76 | 439 | 17.3% | 15.0% | 17.9% | 16.6 % |
| % of concluded courses in receipt of dual-arch fixed appliances | 267 | 310 | 86.1% | 71.6% | 70.6% | 74.0% |
| % of concluded courses where treatment was abandoned or discontinued | 16 | 310 | 5.2% | 8.2% | 9.8% | 8.5% |
| % of patients satisfied with the treatment they have received | 2 | 2 | 100.0% | 100.0% | 94.8% | 95.5% |

* Figures in italics indicate that the base number is less than 100.

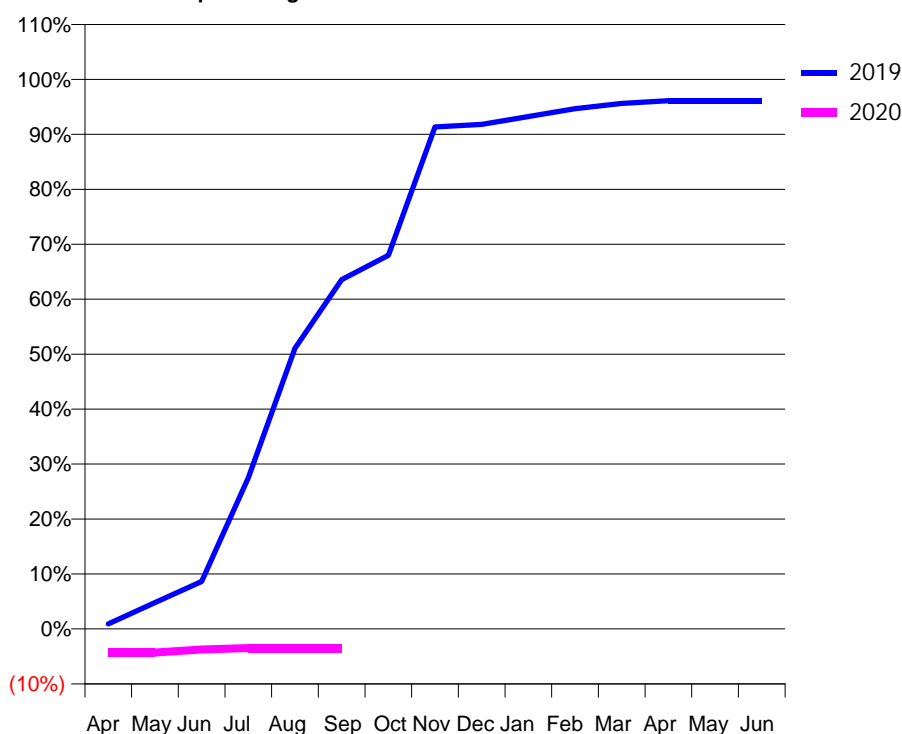
Q57 - Vital Signs Orthodontic At a Glance Contract Report for 186872/0014 - September 2019

| | | | |
|----------------------|---------------------|---------------------------------------------|-------------|
| Name or company name | ORTHOWORLD 2000 LTD | 19/20 Contracted general activity (UDA) | 0 |
| Contract type name | PDS Contract | Carry forward general activity (UDA) | 0 |
| Purpose of contract | Orthodontic | 19/20 Contracted orthodontic activity (UOA) | 8,039 |
| Contract start date | 01/04/2006 | Carry forward orthodontic activity (UOA) | 346 |
| Contract end date | 24/07/2020 | Baseline contract value | £534,901.14 |

| ACCESS | Contract | England and Wales |
|----------------------------------------------|----------|-------------------|
| 24 month ratio of assessments to patient IDs | 1.01 | 1.07 |

| ACTIVITY | Contract |
|-------------------------------------------------------------------------------------------|----------|
| Contract assess and fit appliances (case starts) as a percentage of Area Team case starts | 2.3 % |

Cumulative percentage of contracted UOA delivered 2019 & 2020



| Month | Adjusted Scheduled Activity (UOA) | | |
|-----------|-----------------------------------|-------|------|
| | 2018 | 2019 | 2020 |
| April | -7 | 80 | -346 |
| May | 281 | 426 | -346 |
| June | 282 | 766 | -304 |
| July | 1,823 | 2,444 | -282 |
| August | 4,036 | 4,534 | -282 |
| September | 5,541 | 5,645 | -282 |
| October | 6,434 | 6,037 | |
| November | 7,374 | 8,111 | |
| December | 7,699 | 8,153 | |
| January | 9,163 | 8,279 | |
| February | 9,334 | 8,405 | |
| March | 10,172 | 8,491 | |
| April | 10,424 | 8,533 | |
| May | 10,425 | 8,533 | |
| June | 10,425 | 8,533 | |

QUANTITY METRICS (rolling 12 month period)

| | Contract Quantity | Contract Base Number | Contract * | Area Team | Region | England |
|----------------------------------------------------------------------------------|-------------------|----------------------|------------|-----------|--------|---------|
| % of all assessments that were assess and fit appliances (case starts) | 145 | 173 | 83.8% | 57.6% | 56.3% | 57.9% |
| % of all assessments that were assess and refuse | 19 | 173 | 11.0% | 12.4% | 11.8% | 12.4% |
| % of all assessments that were assess and review | 9 | 173 | 5.2% | 30.1% | 31.9% | 29.7% |
| % of case starts with a reported IOTN of 3 and Aesthetic Component of 5 or below | 0 | 145 | N/A | 0.1% | 0.2% | 0.1% |
| % of case starts with a reported IOTN of 3 and Aesthetic Component of 6 or above | 0 | 145 | N/A | 4.5% | 4.0% | 4.0% |
| % of case starts with a reported IOTN of 4 | 113 | 145 | 77.9% | 79.1% | 76.4% | 78.0% |
| % of case starts with a reported IOTN of 5 | 27 | 145 | 18.6% | 15.0% | 17.9% | 16.6 % |
| % of concluded courses in receipt of dual-arch fixed appliances | 191 | 229 | 83.4% | 71.6% | 70.6% | 74.0% |
| % of concluded courses where treatment was abandoned or discontinued | 5 | 229 | 2.2% | 8.2% | 9.8% | 8.5% |
| % of patients satisfied with the treatment they have received | 4 | 4 | 100.0% | 100.0% | 94.8% | 95.5% |

* Figures in italics indicate that the base number is less than 100.

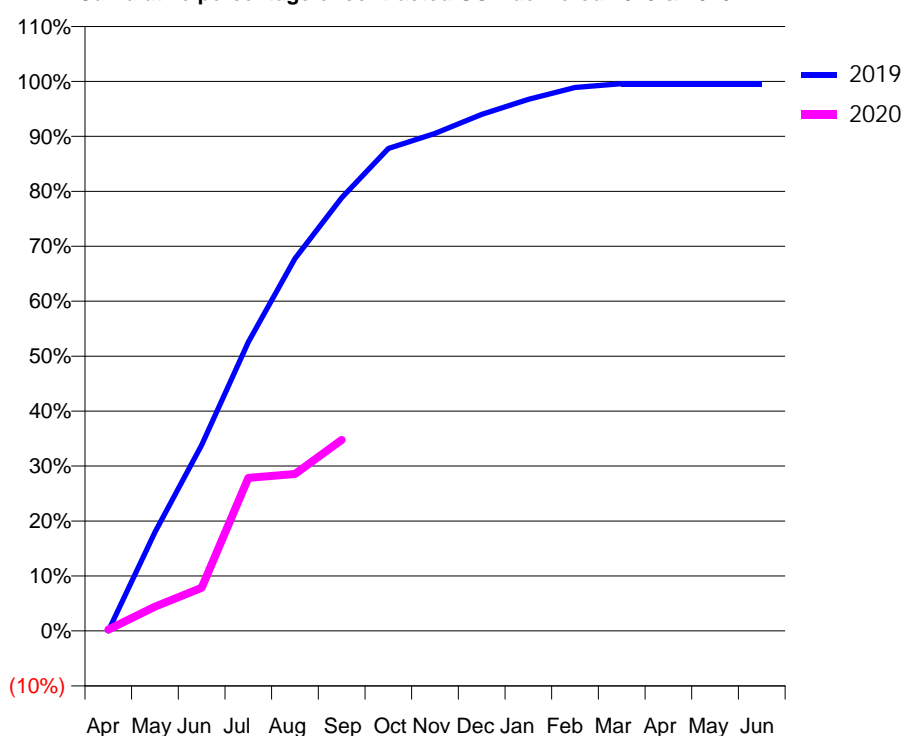
Q57 - Vital Signs Orthodontic At a Glance Contract Report for 188018/0002 - September 2019

| | | | |
|----------------------|----------------------|---------------------------------------------|-------------|
| Name or company name | Messrs. Lee & Perera | 19/20 Contracted general activity (UDA) | 0 |
| Contract type name | GDS Contract | Carry forward general activity (UDA) | 0 |
| Purpose of contract | Orthodontic | 19/20 Contracted orthodontic activity (UOA) | 3,044 |
| Contract start date | 01/04/2008 | Carry forward orthodontic activity (UOA) | 13 |
| Contract end date | | Baseline contract value | £199,297.10 |

| ACCESS | Contract | England and Wales |
|----------------------------------------------|----------|-------------------|
| 24 month ratio of assessments to patient IDs | 1.00 | 1.07 |

| ACTIVITY | Contract |
|-------------------------------------------------------------------------------------------|----------|
| Contract assess and fit appliances (case starts) as a percentage of Area Team case starts | 1.3 % |

Cumulative percentage of contracted UOA delivered 2019 & 2020



| Month | Adjusted Scheduled Activity (UOA) | | |
|-----------|-----------------------------------|-------|-------|
| | 2018 | 2019 | 2020 |
| April | -34 | 0 | 8 |
| May | 659 | 546 | 134 |
| June | 1,436 | 1,029 | 239 |
| July | 2,234 | 1,600 | 848 |
| August | 2,234 | 2,063 | 869 |
| September | 2,318 | 2,399 | 1,058 |
| October | 2,550 | 2,672 | |
| November | 2,592 | 2,756 | |
| December | 2,656 | 2,861 | |
| January | 2,720 | 2,945 | |
| February | 2,765 | 3,010 | |
| March | 2,786 | 3,031 | |
| April | 2,786 | 3,031 | |
| May | 2,851 | 3,031 | |
| June | 2,851 | 3,031 | |

QUANTITY METRICS (rolling 12 month period)

| | Contract Quantity | Contract Base Number | Contract * | Area Team | Region | England |
|----------------------------------------------------------------------------------|-------------------|----------------------|------------|-----------|--------|---------|
| % of all assessments that were assess and fit appliances (case starts) | 81 | 88 | 92.0% | 57.6% | 56.3% | 57.9% |
| % of all assessments that were assess and refuse | 0 | 88 | 0.0% | 12.4% | 11.8% | 12.4% |
| % of all assessments that were assess and review | 7 | 88 | 8.0% | 30.1% | 31.9% | 29.7% |
| % of case starts with a reported IOTN of 3 and Aesthetic Component of 5 or below | 0 | 81 | N/A | 0.1% | 0.2% | 0.1% |
| % of case starts with a reported IOTN of 3 and Aesthetic Component of 6 or above | 9 | 81 | 11.1% | 4.5% | 4.0% | 4.0% |
| % of case starts with a reported IOTN of 4 | 64 | 81 | 79.0% | 79.1% | 76.4% | 78.0% |
| % of case starts with a reported IOTN of 5 | 7 | 81 | 8.6% | 15.0% | 17.9% | 16.6% |
| % of concluded courses in receipt of dual-arch fixed appliances | 72 | 112 | 64.3% | 71.6% | 70.6% | 74.0% |
| % of concluded courses where treatment was abandoned or discontinued | 9 | 112 | 8.0% | 8.2% | 9.8% | 8.5% |
| % of patients satisfied with the treatment they have received | 0 | 0 | N/A | 100.0% | 94.8% | 95.5% |

* Figures in italics indicate that the base number is less than 100.

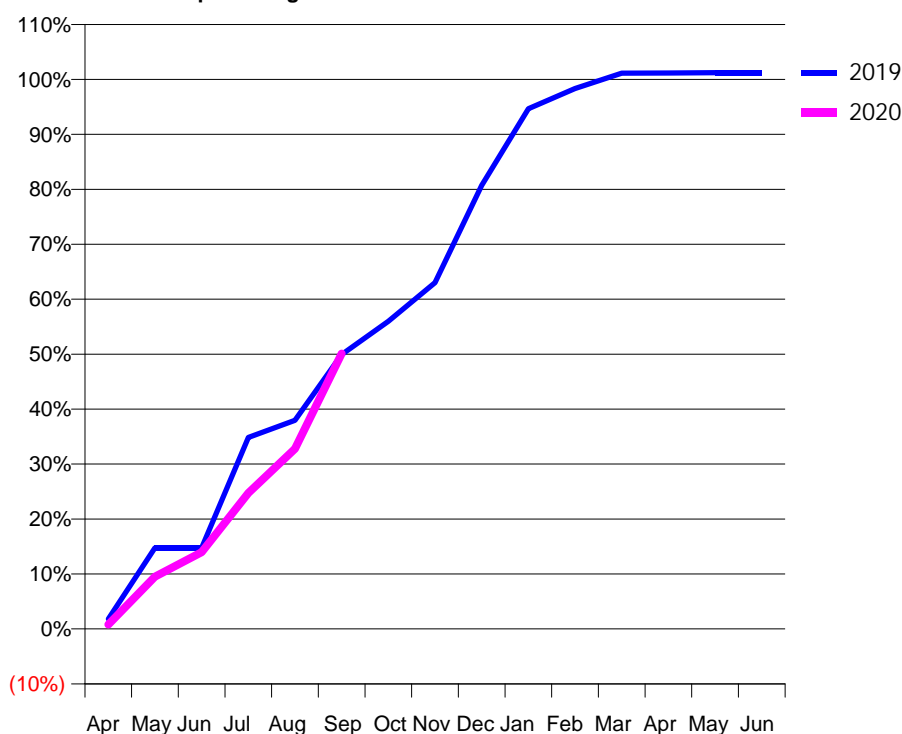
Q57 - Vital Signs Orthodontic At a Glance Contract Report for 188190/0002 - September 2019

| | | | |
|----------------------|--------------|---------------------------------------------|-------------|
| Name or company name | J & S Essex | 19/20 Contracted general activity (UDA) | 0 |
| Contract type name | PDS Contract | Carry forward general activity (UDA) | 0 |
| Purpose of contract | Orthodontic | 19/20 Contracted orthodontic activity (UOA) | 6,470 |
| Contract start date | 28/11/2008 | Carry forward orthodontic activity (UOA) | -53 |
| Contract end date | 24/07/2020 | Baseline contract value | £409,687.75 |

| ACCESS | Contract | England and Wales |
|----------------------------------------------|----------|-------------------|
| 24 month ratio of assessments to patient IDs | 1.09 | 1.07 |

| ACTIVITY | Contract |
|-------------------------------------------------------------------------------------------|----------|
| Contract assess and fit appliances (case starts) as a percentage of Area Team case starts | 4.0 % |

Cumulative percentage of contracted UOA delivered 2019 & 2020



| Month | Adjusted Scheduled Activity (UOA) | | |
|-----------|-----------------------------------|-------|-------|
| | 2018 | 2019 | 2020 |
| April | 0 | 80 | 53 |
| May | 0 | 647 | 616 |
| June | 0 | 647 | 903 |
| July | 98 | 1,530 | 1,601 |
| August | 377 | 1,667 | 2,120 |
| September | 761 | 2,192 | 3,241 |
| October | 1,695 | 2,459 | |
| November | 2,652 | 2,767 | |
| December | 3,257 | 3,543 | |
| January | 3,784 | 4,156 | |
| February | 4,188 | 4,317 | |
| March | 4,471 | 4,441 | |
| April | 4,471 | 4,442 | |
| May | 4,471 | 4,444 | |
| June | 4,471 | 4,444 | |

QUANTITY METRICS (rolling 12 month period)

| | Contract Quantity | Contract Base Number | Contract * | Area Team | Region | England |
|----------------------------------------------------------------------------------|-------------------|----------------------|------------|-----------|--------|---------|
| % of all assessments that were assess and fit appliances (case starts) | 254 | 549 | 46.3% | 57.6% | 56.3% | 57.9% |
| % of all assessments that were assess and refuse | 67 | 549 | 12.2% | 12.4% | 11.8% | 12.4% |
| % of all assessments that were assess and review | 228 | 549 | 41.5% | 30.1% | 31.9% | 29.7% |
| % of case starts with a reported IOTN of 3 and Aesthetic Component of 5 or below | 0 | 254 | N/A | 0.1% | 0.2% | 0.1% |
| % of case starts with a reported IOTN of 3 and Aesthetic Component of 6 or above | 1 | 254 | 0.4% | 4.5% | 4.0% | 4.0% |
| % of case starts with a reported IOTN of 4 | 224 | 254 | 88.2% | 79.1% | 76.4% | 78.0% |
| % of case starts with a reported IOTN of 5 | 26 | 254 | 10.2% | 15.0% | 17.9% | 16.6 % |
| % of concluded courses in receipt of dual-arch fixed appliances | 11 | 96 | 11.5% | 71.6% | 70.6% | 74.0% |
| % of concluded courses where treatment was abandoned or discontinued | 25 | 96 | 26.0% | 8.2% | 9.8% | 8.5% |
| % of patients satisfied with the treatment they have received | 1 | 1 | 100.0% | 100.0% | 94.8% | 95.5% |

* Figures in italics indicate that the base number is less than 100.

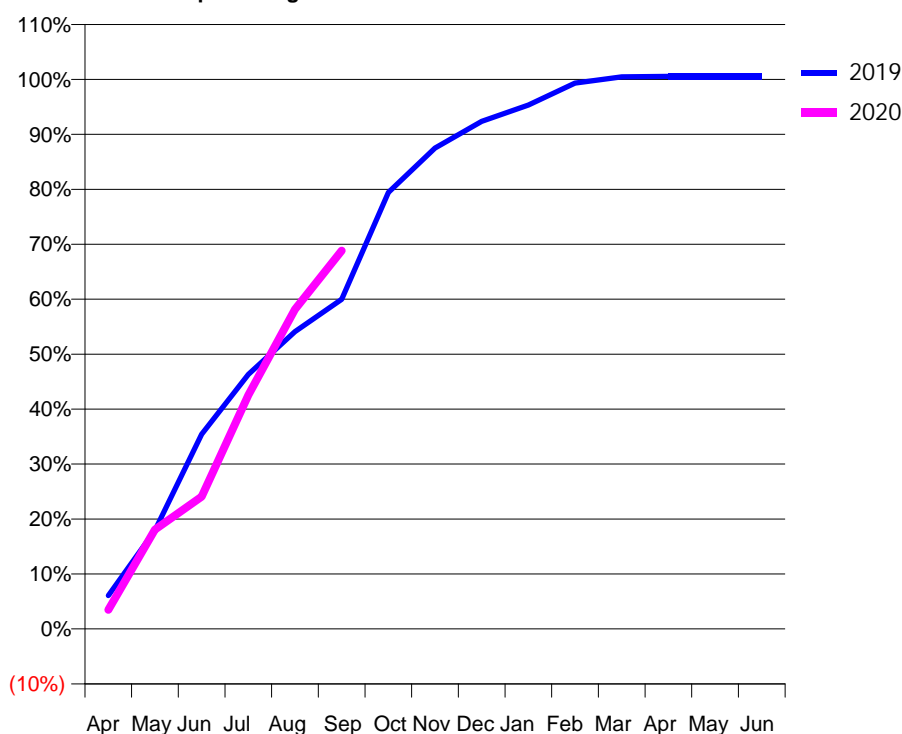
Q57 - Vital Signs Orthodontic At a Glance Contract Report for 199559/0003 - September 2019

| | | | |
|----------------------|---------------|---------------------------------------------|-------------|
| Name or company name | Parmar Dental | 19/20 Contracted general activity (UDA) | 0 |
| Contract type name | GDS Contract | Carry forward general activity (UDA) | 0 |
| Purpose of contract | Orthodontic | 19/20 Contracted orthodontic activity (UOA) | 2,159 |
| Contract start date | 24/08/2011 | Carry forward orthodontic activity (UOA) | -12 |
| Contract end date | | Baseline contract value | £136,713.49 |

| ACCESS | Contract | England and Wales |
|----------------------------------------------|----------|-------------------|
| 24 month ratio of assessments to patient IDs | 1.00 | 1.07 |

| ACTIVITY | Contract |
|-------------------------------------------------------------------------------------------|----------|
| Contract assess and fit appliances (case starts) as a percentage of Area Team case starts | 1.7 % |

Cumulative percentage of contracted UOA delivered 2019 & 2020



| Month | Adjusted Scheduled Activity (UOA) | | |
|-----------|-----------------------------------|-------|-------|
| | 2018 | 2019 | 2020 |
| April | 177 | 131 | 75 |
| May | 456 | 387 | 390 |
| June | 604 | 765 | 520 |
| July | 1,027 | 1,000 | 919 |
| August | 1,326 | 1,168 | 1,255 |
| September | 1,476 | 1,295 | 1,486 |
| October | 1,751 | 1,715 | |
| November | 2,048 | 1,889 | |
| December | 2,092 | 1,994 | |
| January | 2,114 | 2,058 | |
| February | 2,156 | 2,144 | |
| March | 2,159 | 2,169 | |
| April | 2,161 | 2,171 | |
| May | 2,161 | 2,171 | |
| June | 2,161 | 2,171 | |

QUANTITY METRICS (rolling 12 month period)

| | Contract Quantity | Contract Base Number | Contract * | Area Team | Region | England |
|----------------------------------------------------------------------------------|-------------------|----------------------|------------|-----------|--------|---------|
| % of all assessments that were assess and fit appliances (case starts) | 112 | 127 | 88.2% | 57.6% | 56.3% | 57.9% |
| % of all assessments that were assess and refuse | 10 | 127 | 7.9% | 12.4% | 11.8% | 12.4% |
| % of all assessments that were assess and review | 5 | 127 | 3.9% | 30.1% | 31.9% | 29.7% |
| % of case starts with a reported IOTN of 3 and Aesthetic Component of 5 or below | 0 | 112 | N/A | 0.1% | 0.2% | 0.1% |
| % of case starts with a reported IOTN of 3 and Aesthetic Component of 6 or above | 0 | 112 | N/A | 4.5% | 4.0% | 4.0% |
| % of case starts with a reported IOTN of 4 | 102 | 112 | 91.1% | 79.1% | 76.4% | 78.0% |
| % of case starts with a reported IOTN of 5 | 9 | 112 | 8.0% | 15.0% | 17.9% | 16.6 % |
| % of concluded courses in receipt of dual-arch fixed appliances | 0 | 90 | N/A | 71.6% | 70.6% | 74.0% |
| % of concluded courses where treatment was abandoned or discontinued | 5 | 90 | 5.6% | 8.2% | 9.8% | 8.5% |
| % of patients satisfied with the treatment they have received | 0 | 0 | N/A | 100.0% | 94.8% | 95.5% |

* Figures in italics indicate that the base number is less than 100.

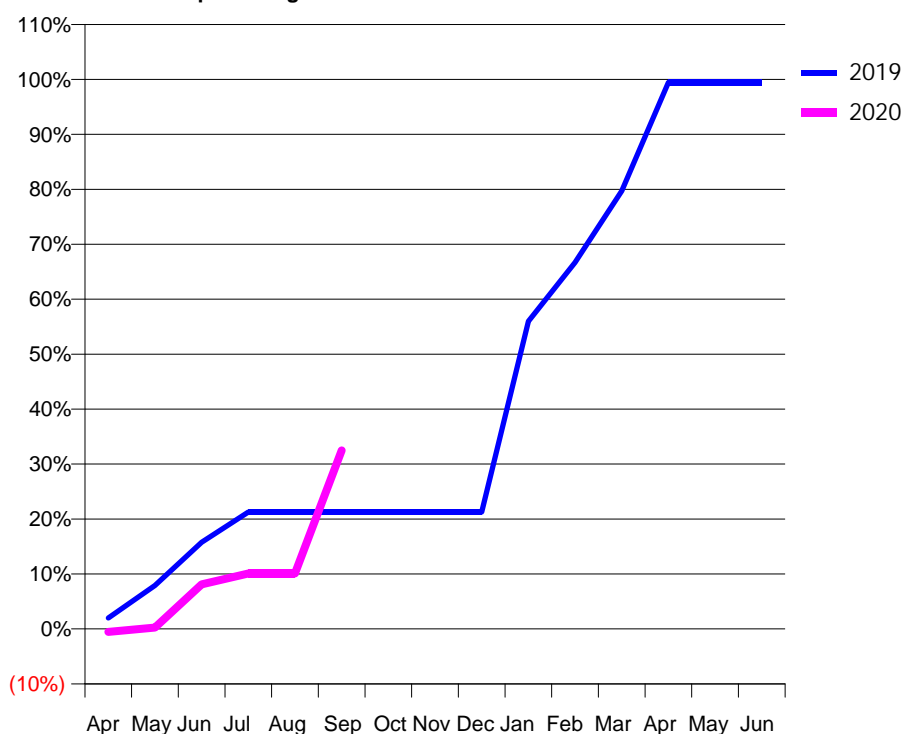
Q57 - Vital Signs Orthodontic At a Glance Contract Report for 246190/0001 - September 2019

| | | | |
|----------------------|--------------|---------------------------------------------|-------------|
| Name or company name | MR NM SHAH | 19/20 Contracted general activity (UDA) | 0 |
| Contract type name | PDS Contract | Carry forward general activity (UDA) | 0 |
| Purpose of contract | Orthodontic | 19/20 Contracted orthodontic activity (UOA) | 5,340 |
| Contract start date | 01/04/2006 | Carry forward orthodontic activity (UOA) | 29 |
| Contract end date | 24/07/2020 | Baseline contract value | £314,508.02 |

| ACCESS | Contract | England and Wales |
|----------------------------------------------|----------|-------------------|
| 24 month ratio of assessments to patient IDs | 1.00 | 1.07 |

| ACTIVITY | Contract |
|-------------------------------------------------------------------------------------------|----------|
| Contract assess and fit appliances (case starts) as a percentage of Area Team case starts | 4.5 % |

Cumulative percentage of contracted UOA delivered 2019 & 2020



| Month | Adjusted Scheduled Activity (UOA) | | |
|-----------|-----------------------------------|-------|-------|
| | 2018 | 2019 | 2020 |
| April | 107 | 107 | -29 |
| May | 548 | 422 | 13 |
| June | 1,010 | 842 | 433 |
| July | 1,199 | 1,136 | 538 |
| August | 1,262 | 1,136 | 538 |
| September | 1,556 | 1,136 | 1,735 |
| October | 1,808 | 1,136 | |
| November | 2,354 | 1,136 | |
| December | 2,879 | 1,136 | |
| January | 3,929 | 2,990 | |
| February | 4,265 | 3,561 | |
| March | 5,023 | 4,256 | |
| April | 5,212 | 5,311 | |
| May | 5,632 | 5,311 | |
| June | 5,695 | 5,311 | |

QUANTITY METRICS (rolling 12 month period)

| | Contract Quantity | Contract Base Number | Contract * | Area Team | Region | England |
|----------------------------------------------------------------------------------|-------------------|----------------------|------------|-----------|--------|---------|
| % of all assessments that were assess and fit appliances (case starts) | 291 | 292 | 99.7% | 57.6% | 56.3% | 57.9% |
| % of all assessments that were assess and refuse | 0 | 292 | 0.0% | 12.4% | 11.8% | 12.4% |
| % of all assessments that were assess and review | 1 | 292 | 0.3% | 30.1% | 31.9% | 29.7% |
| % of case starts with a reported IOTN of 3 and Aesthetic Component of 5 or below | 0 | 291 | N/A | 0.1% | 0.2% | 0.1% |
| % of case starts with a reported IOTN of 3 and Aesthetic Component of 6 or above | 0 | 291 | N/A | 4.5% | 4.0% | 4.0% |
| % of case starts with a reported IOTN of 4 | 206 | 291 | 70.8% | 79.1% | 76.4% | 78.0% |
| % of case starts with a reported IOTN of 5 | 80 | 291 | 27.5% | 15.0% | 17.9% | 16.6 % |
| % of concluded courses in receipt of dual-arch fixed appliances | 207 | 226 | 91.6% | 71.6% | 70.6% | 74.0% |
| % of concluded courses where treatment was abandoned or discontinued | 4 | 226 | 1.8% | 8.2% | 9.8% | 8.5% |
| % of patients satisfied with the treatment they have received | 0 | 0 | N/A | 100.0% | 94.8% | 95.5% |

* Figures in italics indicate that the base number is less than 100.

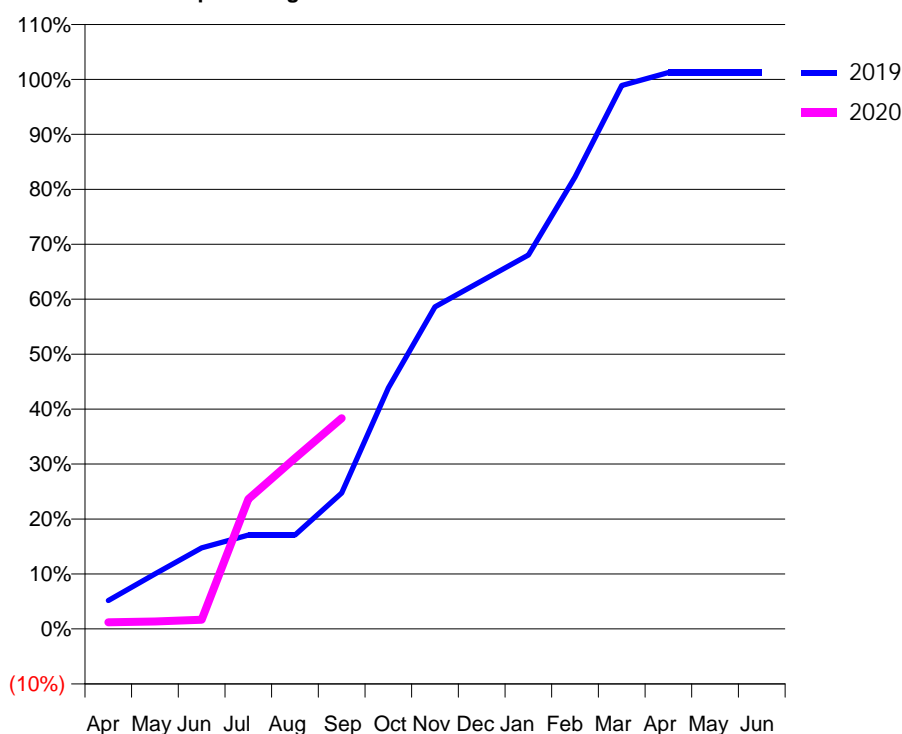
Q57 - Vital Signs Orthodontic At a Glance Contract Report for 271187/0002 - September 2019

| | | | |
|----------------------|-----------------------|---------------------------------------------|------------|
| Name or company name | Harlow Dental Surgery | 19/20 Contracted general activity (UDA) | 0 |
| Contract type name | GDS Contract | Carry forward general activity (UDA) | 0 |
| Purpose of contract | Orthodontic | 19/20 Contracted orthodontic activity (UOA) | 889 |
| Contract start date | 01/04/2015 | Carry forward orthodontic activity (UOA) | -11 |
| Contract end date | | Baseline contract value | £56,385.26 |

| ACCESS | Contract | England and Wales |
|----------------------------------------------|----------|-------------------|
| 24 month ratio of assessments to patient IDs | 1.00 | 1.07 |

| ACTIVITY | Contract |
|-------------------------------------------------------------------------------------------|----------|
| Contract assess and fit appliances (case starts) as a percentage of Area Team case starts | 0.7 % |

Cumulative percentage of contracted UOA delivered 2019 & 2020



| Month | Adjusted Scheduled Activity (UOA) | | |
|-----------|-----------------------------------|------|------|
| | 2018 | 2019 | 2020 |
| April | 10 | 46 | 11 |
| May | 75 | 89 | 12 |
| June | 76 | 131 | 15 |
| July | 182 | 152 | 210 |
| August | 344 | 152 | 276 |
| September | 472 | 220 | 341 |
| October | 598 | 390 | |
| November | 662 | 521 | |
| December | 767 | 563 | |
| January | 809 | 605 | |
| February | 851 | 731 | |
| March | 893 | 879 | |
| April | 893 | 900 | |
| May | 893 | 900 | |
| June | 893 | 900 | |

QUANTITY METRICS (rolling 12 month period)

| | Contract Quantity | Contract Base Number | Contract * | Area Team | Region | England |
|----------------------------------------------------------------------------------|-------------------|----------------------|------------|-----------|--------|---------|
| % of all assessments that were assess and fit appliances (case starts) | 47 | 70 | 67.1% | 57.6% | 56.3% | 57.9% |
| % of all assessments that were assess and refuse | 5 | 70 | 7.1% | 12.4% | 11.8% | 12.4% |
| % of all assessments that were assess and review | 18 | 70 | 25.7% | 30.1% | 31.9% | 29.7% |
| % of case starts with a reported IOTN of 3 and Aesthetic Component of 5 or below | 0 | 47 | <i>N/A</i> | 0.1% | 0.2% | 0.1% |
| % of case starts with a reported IOTN of 3 and Aesthetic Component of 6 or above | 1 | 47 | 2.1% | 4.5% | 4.0% | 4.0% |
| % of case starts with a reported IOTN of 4 | 44 | 47 | 93.6% | 79.1% | 76.4% | 78.0% |
| % of case starts with a reported IOTN of 5 | 2 | 47 | 4.3% | 15.0% | 17.9% | 16.6% |
| % of concluded courses in receipt of dual-arch fixed appliances | 3 | 28 | 10.7% | 71.6% | 70.6% | 74.0% |
| % of concluded courses where treatment was abandoned or discontinued | 6 | 28 | 21.4% | 8.2% | 9.8% | 8.5% |
| % of patients satisfied with the treatment they have received | 0 | 0 | <i>N/A</i> | 100.0% | 94.8% | 95.5% |

* Figures in italics indicate that the base number is less than 100.

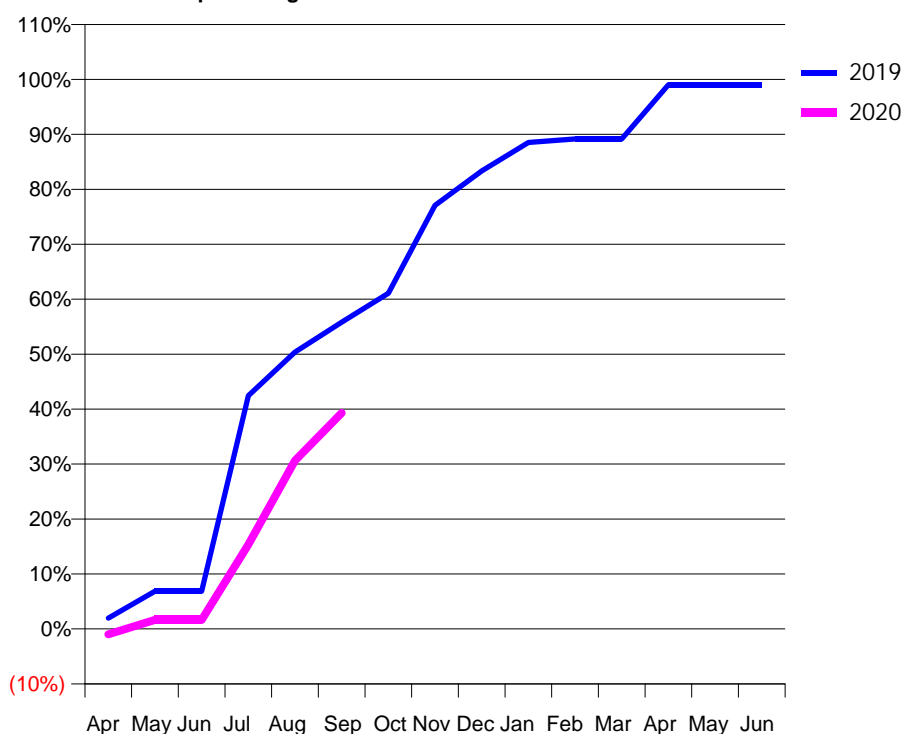
Q57 - Vital Signs Orthodontic At a Glance Contract Report for 326275/0001 - September 2019

| | | | |
|----------------------|-------------------------------|---------------------------------------------|-------------|
| Name or company name | Colchester Orthodontic Centre | 19/20 Contracted general activity (UDA) | 0 |
| Contract type name | PDS Contract | Carry forward general activity (UDA) | 0 |
| Purpose of contract | Orthodontic | 19/20 Contracted orthodontic activity (UOA) | 6,396 |
| Contract start date | 01/04/2006 | Carry forward orthodontic activity (UOA) | 63 |
| Contract end date | 24/07/2020 | Baseline contract value | £421,483.81 |

| ACCESS | Contract | England and Wales |
|----------------------------------------------|----------|-------------------|
| 24 month ratio of assessments to patient IDs | 1.10 | 1.07 |

| ACTIVITY | Contract |
|-------------------------------------------------------------------------------------------|----------|
| Contract assess and fit appliances (case starts) as a percentage of Area Team case starts | 3.8 % |

Cumulative percentage of contracted UOA delivered 2019 & 2020



| Month | Adjusted Scheduled Activity (UOA) | | |
|-----------|-----------------------------------|-------|-------|
| | 2018 | 2019 | 2020 |
| April | 243 | 127 | -63 |
| May | 898 | 438 | 107 |
| June | 1,408 | 438 | 107 |
| July | 2,391 | 2,716 | 983 |
| August | 2,818 | 3,222 | 1,958 |
| September | 3,330 | 3,571 | 2,514 |
| October | 4,122 | 3,908 | |
| November | 4,509 | 4,930 | |
| December | 5,094 | 5,329 | |
| January | 5,311 | 5,661 | |
| February | 5,352 | 5,701 | |
| March | 5,962 | 5,701 | |
| April | 6,418 | 6,333 | |
| May | 6,439 | 6,333 | |
| June | 6,439 | 6,333 | |

QUANTITY METRICS (rolling 12 month period)

| | Contract Quantity | Contract Base Number | Contract * | Area Team | Region | England |
|----------------------------------------------------------------------------------|-------------------|----------------------|------------|-----------|--------|---------|
| % of all assessments that were assess and fit appliances (case starts) | 244 | 498 | 49.0% | 57.6% | 56.3% | 57.9% |
| % of all assessments that were assess and refuse | 43 | 498 | 8.6% | 12.4% | 11.8% | 12.4% |
| % of all assessments that were assess and review | 211 | 498 | 42.4% | 30.1% | 31.9% | 29.7% |
| % of case starts with a reported IOTN of 3 and Aesthetic Component of 5 or below | 2 | 244 | 0.8% | 0.1% | 0.2% | 0.1% |
| % of case starts with a reported IOTN of 3 and Aesthetic Component of 6 or above | 0 | 244 | N/A | 4.5% | 4.0% | 4.0% |
| % of case starts with a reported IOTN of 4 | 174 | 244 | 71.3% | 79.1% | 76.4% | 78.0% |
| % of case starts with a reported IOTN of 5 | 63 | 244 | 25.8% | 15.0% | 17.9% | 16.6 % |
| % of concluded courses in receipt of dual-arch fixed appliances | 179 | 194 | 92.3% | 71.6% | 70.6% | 74.0% |
| % of concluded courses where treatment was abandoned or discontinued | 13 | 194 | 6.7% | 8.2% | 9.8% | 8.5% |
| % of patients satisfied with the treatment they have received | 0 | 0 | N/A | 100.0% | 94.8% | 95.5% |

* Figures in italics indicate that the base number is less than 100.

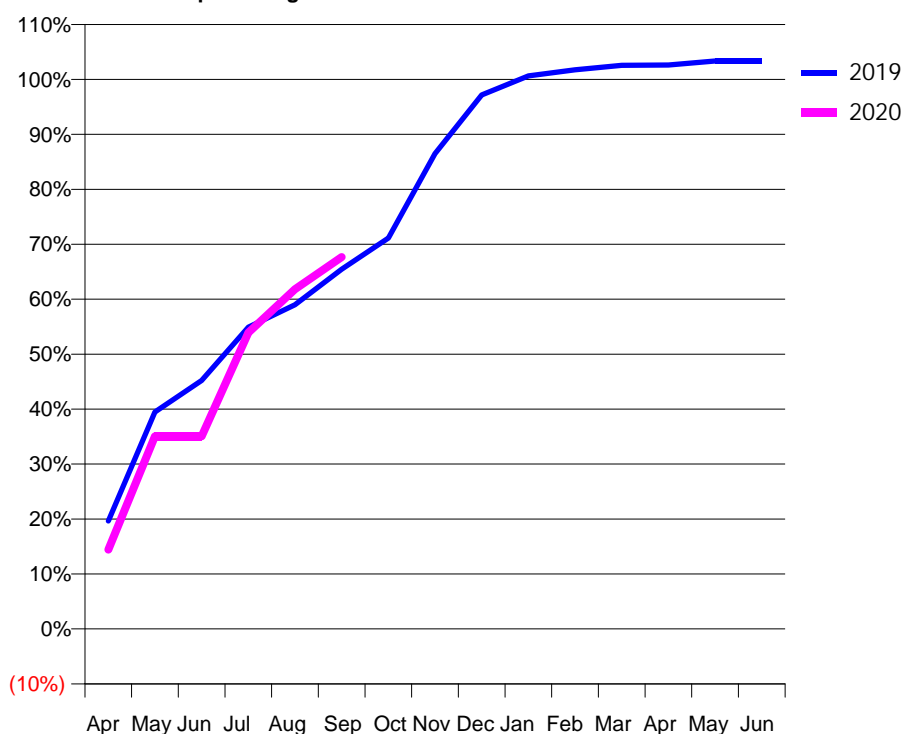
Q57 - Vital Signs Orthodontic At a Glance Contract Report for 336084/0001 - September 2019

| | | | |
|----------------------|-------------------------|---------------------------------------------|-------------|
| Name or company name | MR CA VAN DER MERWE | 19/20 Contracted general activity (UDA) | 17,359 |
| Contract type name | GDS Contract | Carry forward general activity (UDA) | -347 |
| Purpose of contract | General and Orthodontic | 19/20 Contracted orthodontic activity (UOA) | 2,870 |
| Contract start date | 01/04/2006 | Carry forward orthodontic activity (UOA) | -57 |
| Contract end date | | Baseline contract value | £956,551.74 |

| ACCESS | Contract | England and Wales |
|----------------------------------------------|----------|-------------------|
| 24 month ratio of assessments to patient IDs | 1.30 | 1.07 |

| ACTIVITY | Contract |
|-------------------------------------------------------------------------------------------|----------|
| Contract assess and fit appliances (case starts) as a percentage of Area Team case starts | 2.0 % |

Cumulative percentage of contracted UOA delivered 2019 & 2020



| Month | Adjusted Scheduled Activity (UOA) | | |
|-----------|-----------------------------------|-------|-------|
| | 2018 | 2019 | 2020 |
| April | 0 | 564 | 414 |
| May | 0 | 1,133 | 1,006 |
| June | 0 | 1,298 | 1,006 |
| July | 0 | 1,576 | 1,547 |
| August | 0 | 1,693 | 1,774 |
| September | 0 | 1,879 | 1,942 |
| October | 0 | 2,042 | |
| November | 518 | 2,482 | |
| December | 908 | 2,789 | |
| January | 1,222 | 2,888 | |
| February | 1,500 | 2,920 | |
| March | 1,530 | 2,943 | |
| April | 1,553 | 2,945 | |
| May | 1,553 | 2,966 | |
| June | 1,553 | 2,966 | |

QUANTITY METRICS (rolling 12 month period)

| | Contract Quantity | Contract Base Number | Contract * | Area Team | Region | England |
|----------------------------------------------------------------------------------|-------------------|----------------------|------------|-----------|--------|---------|
| % of all assessments that were assess and fit appliances (case starts) | 131 | 380 | 34.5% | 57.6% | 56.3% | 57.9% |
| % of all assessments that were assess and refuse | 49 | 380 | 12.9% | 12.4% | 11.8% | 12.4% |
| % of all assessments that were assess and review | 200 | 380 | 52.6% | 30.1% | 31.9% | 29.7% |
| % of case starts with a reported IOTN of 3 and Aesthetic Component of 5 or below | 0 | 131 | N/A | 0.1% | 0.2% | 0.1% |
| % of case starts with a reported IOTN of 3 and Aesthetic Component of 6 or above | 1 | 131 | 0.8% | 4.5% | 4.0% | 4.0% |
| % of case starts with a reported IOTN of 4 | 128 | 131 | 97.7% | 79.1% | 76.4% | 78.0% |
| % of case starts with a reported IOTN of 5 | 2 | 131 | 1.5% | 15.0% | 17.9% | 16.6 % |
| % of concluded courses in receipt of dual-arch fixed appliances | 62 | 95 | 65.3% | 71.6% | 70.6% | 74.0% |
| % of concluded courses where treatment was abandoned or discontinued | 30 | 95 | 31.6% | 8.2% | 9.8% | 8.5% |
| % of patients satisfied with the treatment they have received | 0 | 0 | N/A | 100.0% | 94.8% | 95.5% |

* Figures in italics indicate that the base number is less than 100.

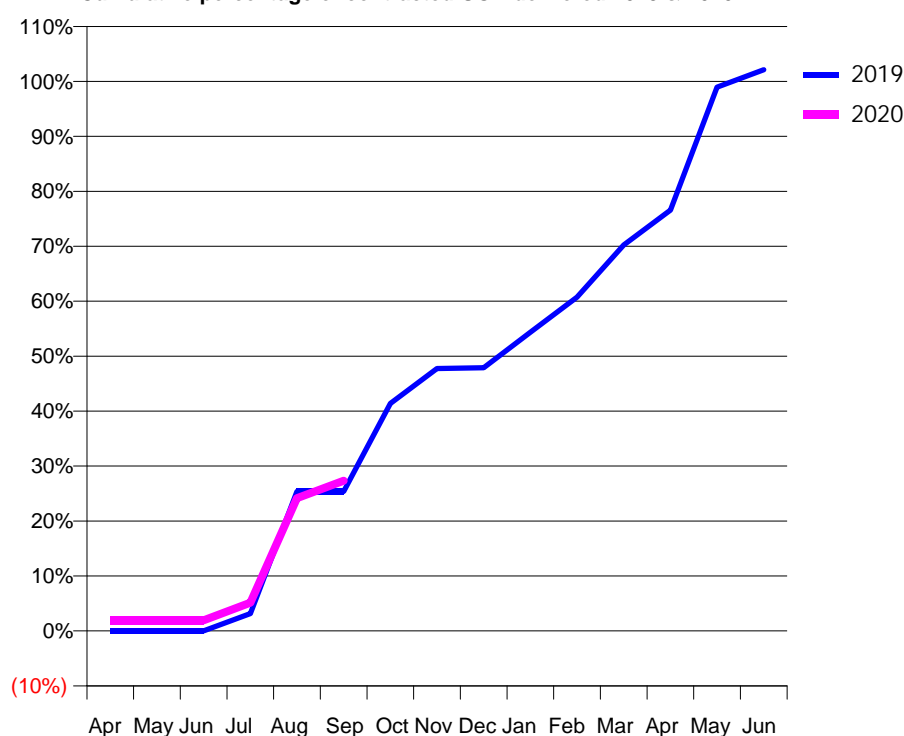
Q57 - Vital Signs Orthodontic At a Glance Contract Report for 567140/0002 - September 2019

| | | | |
|----------------------|--------------|---------------------------------------------|------------|
| Name or company name | MR SA NAJEFI | 19/20 Contracted general activity (UDA) | 0 |
| Contract type name | PDS Contract | Carry forward general activity (UDA) | 0 |
| Purpose of contract | Orthodontic | 19/20 Contracted orthodontic activity (UOA) | 662 |
| Contract start date | 01/04/2013 | Carry forward orthodontic activity (UOA) | -13 |
| Contract end date | 24/07/2020 | Baseline contract value | £38,990.58 |

| ACCESS | Contract | England and Wales |
|----------------------------------------------|----------|-------------------|
| 24 month ratio of assessments to patient IDs | 1.03 | 1.07 |

| ACTIVITY | Contract |
|-------------------------------------------------------------------------------------------|----------|
| Contract assess and fit appliances (case starts) as a percentage of Area Team case starts | 0.5 % |

Cumulative percentage of contracted UOA delivered 2019 & 2020



| Month | Adjusted Scheduled Activity (UOA) | | |
|-----------|-----------------------------------|------|------|
| | 2018 | 2019 | 2020 |
| April | -10 | 0 | 13 |
| May | -10 | 0 | 13 |
| June | -10 | 0 | 13 |
| July | 11 | 21 | 34 |
| August | 53 | 168 | 160 |
| September | 53 | 168 | 181 |
| October | 242 | 274 | |
| November | 263 | 316 | |
| December | 263 | 317 | |
| January | 389 | 360 | |
| February | 452 | 402 | |
| March | 515 | 465 | |
| April | 621 | 507 | |
| May | 662 | 655 | |
| June | 662 | 676 | |

QUANTITY METRICS (rolling 12 month period)

| | Contract Quantity | Contract Base Number | Contract * | Area Team | Region | England |
|----------------------------------------------------------------------------------|-------------------|----------------------|------------|-----------|--------|---------|
| % of all assessments that were assess and fit appliances (case starts) | 33 | 37 | 89.2% | 57.6% | 56.3% | 57.9% |
| % of all assessments that were assess and refuse | 1 | 37 | 2.7% | 12.4% | 11.8% | 12.4% |
| % of all assessments that were assess and review | 3 | 37 | 8.1% | 30.1% | 31.9% | 29.7% |
| % of case starts with a reported IOTN of 3 and Aesthetic Component of 5 or below | 0 | 33 | <i>N/A</i> | 0.1% | 0.2% | 0.1% |
| % of case starts with a reported IOTN of 3 and Aesthetic Component of 6 or above | 5 | 33 | 15.2% | 4.5% | 4.0% | 4.0% |
| % of case starts with a reported IOTN of 4 | 27 | 33 | 81.8% | 79.1% | 76.4% | 78.0% |
| % of case starts with a reported IOTN of 5 | 0 | 33 | <i>N/A</i> | 15.0% | 17.9% | 16.6 % |
| % of concluded courses in receipt of dual-arch fixed appliances | 1 | 30 | 3.3% | 71.6% | 70.6% | 74.0% |
| % of concluded courses where treatment was abandoned or discontinued | 2 | 30 | 6.7% | 8.2% | 9.8% | 8.5% |
| % of patients satisfied with the treatment they have received | 0 | 0 | <i>N/A</i> | 100.0% | 94.8% | 95.5% |

* Figures in italics indicate that the base number is less than 100.

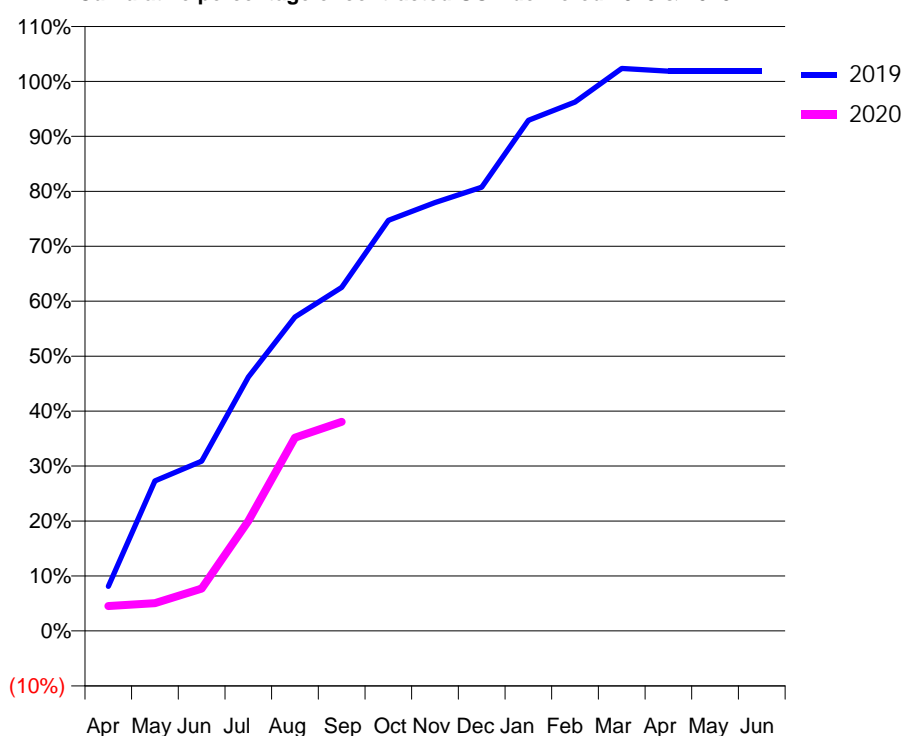
Q57 - Vital Signs Orthodontic At a Glance Contract Report for 649694/0002 - September 2019

| | | | |
|----------------------|--------------|---------------------------------------------|-------------|
| Name or company name | MR SB DENNY | 19/20 Contracted general activity (UDA) | 0 |
| Contract type name | GDS Contract | Carry forward general activity (UDA) | 0 |
| Purpose of contract | Orthodontic | 19/20 Contracted orthodontic activity (UOA) | 3,962 |
| Contract start date | 02/11/2006 | Carry forward orthodontic activity (UOA) | -74 |
| Contract end date | | Baseline contract value | £250,875.31 |

| ACCESS | Contract | England and Wales |
|----------------------------------------------|----------|-------------------|
| 24 month ratio of assessments to patient IDs | 1.14 | 1.07 |

| ACTIVITY | Contract |
|-------------------------------------------------------------------------------------------|----------|
| Contract assess and fit appliances (case starts) as a percentage of Area Team case starts | 2.2 % |

Cumulative percentage of contracted UOA delivered 2019 & 2020



| Month | Adjusted Scheduled Activity (UOA) | | |
|-----------|-----------------------------------|-------|-------|
| | 2018 | 2019 | 2020 |
| April | 1,194 | 322 | 179 |
| May | 1,406 | 1,082 | 200 |
| June | 1,443 | 1,223 | 305 |
| July | 2,527 | 1,830 | 794 |
| August | 2,660 | 2,264 | 1,394 |
| September | 2,776 | 2,476 | 1,508 |
| October | 2,898 | 2,960 | |
| November | 3,411 | 3,089 | |
| December | 3,755 | 3,199 | |
| January | 3,823 | 3,681 | |
| February | 3,944 | 3,813 | |
| March | 3,979 | 4,055 | |
| April | 3,979 | 4,036 | |
| May | 3,979 | 4,036 | |
| June | 4,000 | 4,036 | |

QUANTITY METRICS (rolling 12 month period)

| | Contract Quantity | Contract Base Number | Contract * | Area Team | Region | England |
|----------------------------------------------------------------------------------|-------------------|----------------------|------------|-----------|--------|---------|
| % of all assessments that were assess and fit appliances (case starts) | 144 | 372 | 38.7% | 57.6% | 56.3% | 57.9% |
| % of all assessments that were assess and refuse | 116 | 372 | 31.2% | 12.4% | 11.8% | 12.4% |
| % of all assessments that were assess and review | 112 | 372 | 30.1% | 30.1% | 31.9% | 29.7% |
| % of case starts with a reported IOTN of 3 and Aesthetic Component of 5 or below | 0 | 144 | N/A | 0.1% | 0.2% | 0.1% |
| % of case starts with a reported IOTN of 3 and Aesthetic Component of 6 or above | 1 | 144 | 0.7% | 4.5% | 4.0% | 4.0% |
| % of case starts with a reported IOTN of 4 | 115 | 144 | 79.9% | 79.1% | 76.4% | 78.0% |
| % of case starts with a reported IOTN of 5 | 26 | 144 | 18.1% | 15.0% | 17.9% | 16.6 % |
| % of concluded courses in receipt of dual-arch fixed appliances | 0 | 44 | N/A | 71.6% | 70.6% | 74.0% |
| % of concluded courses where treatment was abandoned or discontinued | 5 | 44 | 11.4% | 8.2% | 9.8% | 8.5% |
| % of patients satisfied with the treatment they have received | 1 | 1 | 100.0% | 100.0% | 94.8% | 95.5% |

* Figures in italics indicate that the base number is less than 100.

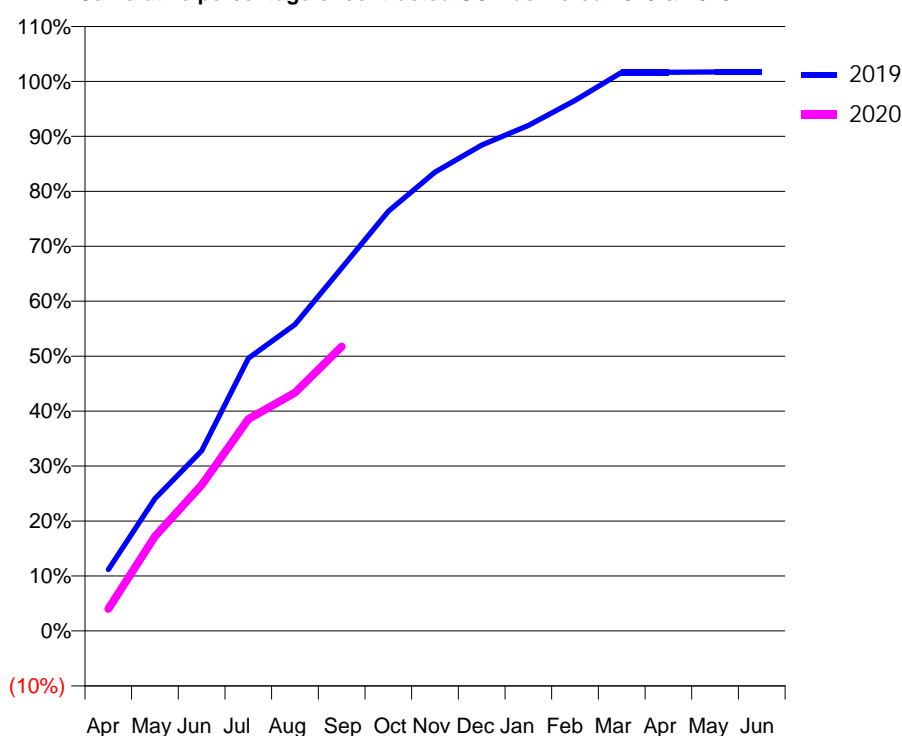
Q57 - Vital Signs Orthodontic At a Glance Contract Report for 651184/0001 - September 2019

| | | | |
|----------------------|---------------|---------------------------------------------|-------------|
| Name or company name | MR SJ JACKSON | 19/20 Contracted general activity (UDA) | 0 |
| Contract type name | PDS Contract | Carry forward general activity (UDA) | 0 |
| Purpose of contract | Orthodontic | 19/20 Contracted orthodontic activity (UOA) | 6,562 |
| Contract start date | 01/04/2006 | Carry forward orthodontic activity (UOA) | -113 |
| Contract end date | 24/07/2020 | Baseline contract value | £429,798.16 |

| ACCESS | Contract | England and Wales |
|----------------------------------------------|----------|-------------------|
| 24 month ratio of assessments to patient IDs | 1.01 | 1.07 |

| ACTIVITY | Contract |
|-------------------------------------------------------------------------------------------|----------|
| Contract assess and fit appliances (case starts) as a percentage of Area Team case starts | 4.1 % |

Cumulative percentage of contracted UOA delivered 2019 & 2020



| Month | Adjusted Scheduled Activity (UOA) | | |
|-----------|-----------------------------------|-------|-------|
| | 2018 | 2019 | 2020 |
| April | 364 | 734 | 263 |
| May | 1,314 | 1,579 | 1,128 |
| June | 2,144 | 2,151 | 1,742 |
| July | 2,914 | 3,255 | 2,529 |
| August | 3,364 | 3,659 | 2,845 |
| September | 3,961 | 4,333 | 3,395 |
| October | 4,726 | 5,012 | |
| November | 5,066 | 5,478 | |
| December | 5,297 | 5,800 | |
| January | 5,697 | 6,036 | |
| February | 6,340 | 6,333 | |
| March | 6,595 | 6,669 | |
| April | 6,663 | 6,669 | |
| May | 6,684 | 6,675 | |
| June | 6,684 | 6,675 | |

QUANTITY METRICS (rolling 12 month period)

| | Contract Quantity | Contract Base Number | Contract * | Area Team | Region | England |
|----------------------------------------------------------------------------------|-------------------|----------------------|------------|-----------|--------|---------|
| % of all assessments that were assess and fit appliances (case starts) | 265 | 324 | 81.8% | 57.6% | 56.3% | 57.9% |
| % of all assessments that were assess and refuse | 36 | 324 | 11.1% | 12.4% | 11.8% | 12.4% |
| % of all assessments that were assess and review | 23 | 324 | 7.1% | 30.1% | 31.9% | 29.7% |
| % of case starts with a reported IOTN of 3 and Aesthetic Component of 5 or below | 0 | 265 | N/A | 0.1% | 0.2% | 0.1% |
| % of case starts with a reported IOTN of 3 and Aesthetic Component of 6 or above | 2 | 265 | 0.8% | 4.5% | 4.0% | 4.0% |
| % of case starts with a reported IOTN of 4 | 217 | 265 | 81.9% | 79.1% | 76.4% | 78.0% |
| % of case starts with a reported IOTN of 5 | 46 | 265 | 17.4% | 15.0% | 17.9% | 16.6 % |
| % of concluded courses in receipt of dual-arch fixed appliances | 282 | 301 | 93.7% | 71.6% | 70.6% | 74.0% |
| % of concluded courses where treatment was abandoned or discontinued | 13 | 301 | 4.3% | 8.2% | 9.8% | 8.5% |
| % of patients satisfied with the treatment they have received | 0 | 0 | N/A | 100.0% | 94.8% | 95.5% |

* Figures in italics indicate that the base number is less than 100.

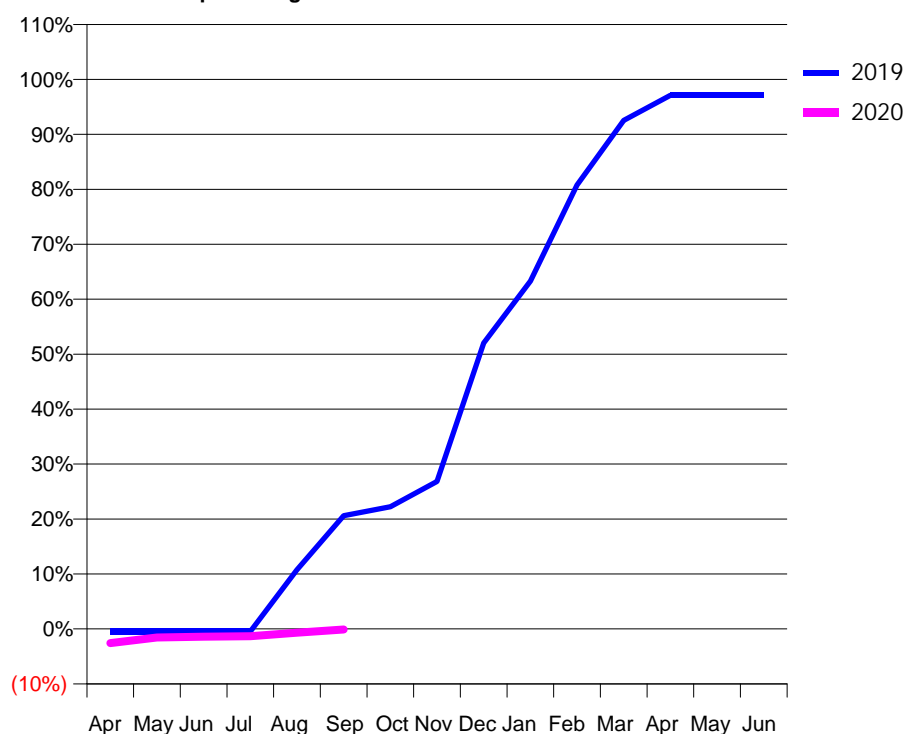
Q57 - Vital Signs Orthodontic At a Glance Contract Report for 737968/0001 - September 2019

| | | | |
|----------------------|---------------------|---------------------------------------------|-------------|
| Name or company name | Evergreen Dentistry | 19/20 Contracted general activity (UDA) | 0 |
| Contract type name | PDS Contract | Carry forward general activity (UDA) | 0 |
| Purpose of contract | Orthodontic | 19/20 Contracted orthodontic activity (UOA) | 2,766 |
| Contract start date | 01/04/2006 | Carry forward orthodontic activity (UOA) | 80 |
| Contract end date | 24/07/2020 | Baseline contract value | £184,065.30 |

| ACCESS | Contract | England and Wales |
|----------------------------------------------|----------|-------------------|
| 24 month ratio of assessments to patient IDs | 1.35 | 1.07 |

| ACTIVITY | Contract |
|-------------------------------------------------------------------------------------------|----------|
| Contract assess and fit appliances (case starts) as a percentage of Area Team case starts | 1.4 % |

Cumulative percentage of contracted UOA delivered 2019 & 2020



| Month | Adjusted Scheduled Activity (UOA) | | |
|-----------|-----------------------------------|-------|------|
| | 2018 | 2019 | 2020 |
| April | 32 | -13 | -72 |
| May | 173 | -13 | -44 |
| June | 300 | -13 | -40 |
| July | 822 | -13 | -37 |
| August | 1,001 | 298 | -20 |
| September | 1,403 | 570 | -4 |
| October | 1,747 | 615 | |
| November | 2,072 | 743 | |
| December | 2,437 | 1,439 | |
| January | 2,445 | 1,751 | |
| February | 2,753 | 2,234 | |
| March | 2,753 | 2,560 | |
| April | 2,753 | 2,686 | |
| May | 2,753 | 2,686 | |
| June | 2,753 | 2,686 | |

QUANTITY METRICS (rolling 12 month period)

| | Contract Quantity | Contract Base Number | Contract * | Area Team | Region | England |
|----------------------------------------------------------------------------------|-------------------|----------------------|------------|-----------|--------|---------|
| % of all assessments that were assess and fit appliances (case starts) | 91 | 394 | 23.1% | 57.6% | 56.3% | 57.9% |
| % of all assessments that were assess and refuse | 18 | 394 | 4.6% | 12.4% | 11.8% | 12.4% |
| % of all assessments that were assess and review | 285 | 394 | 72.3% | 30.1% | 31.9% | 29.7% |
| % of case starts with a reported IOTN of 3 and Aesthetic Component of 5 or below | 0 | 91 | <i>N/A</i> | 0.1% | 0.2% | 0.1% |
| % of case starts with a reported IOTN of 3 and Aesthetic Component of 6 or above | 1 | 91 | 1.1% | 4.5% | 4.0% | 4.0% |
| % of case starts with a reported IOTN of 4 | 77 | 91 | 84.6% | 79.1% | 76.4% | 78.0% |
| % of case starts with a reported IOTN of 5 | 13 | 91 | 14.3% | 15.0% | 17.9% | 16.6 % |
| % of concluded courses in receipt of dual-arch fixed appliances | 0 | 0 | <i>N/A</i> | 71.6% | 70.6% | 74.0% |
| % of concluded courses where treatment was abandoned or discontinued | 0 | 0 | <i>N/A</i> | 8.2% | 9.8% | 8.5% |
| % of patients satisfied with the treatment they have received | 0 | 0 | <i>N/A</i> | 100.0% | 94.8% | 95.5% |

* Figures in italics indicate that the base number is less than 100.

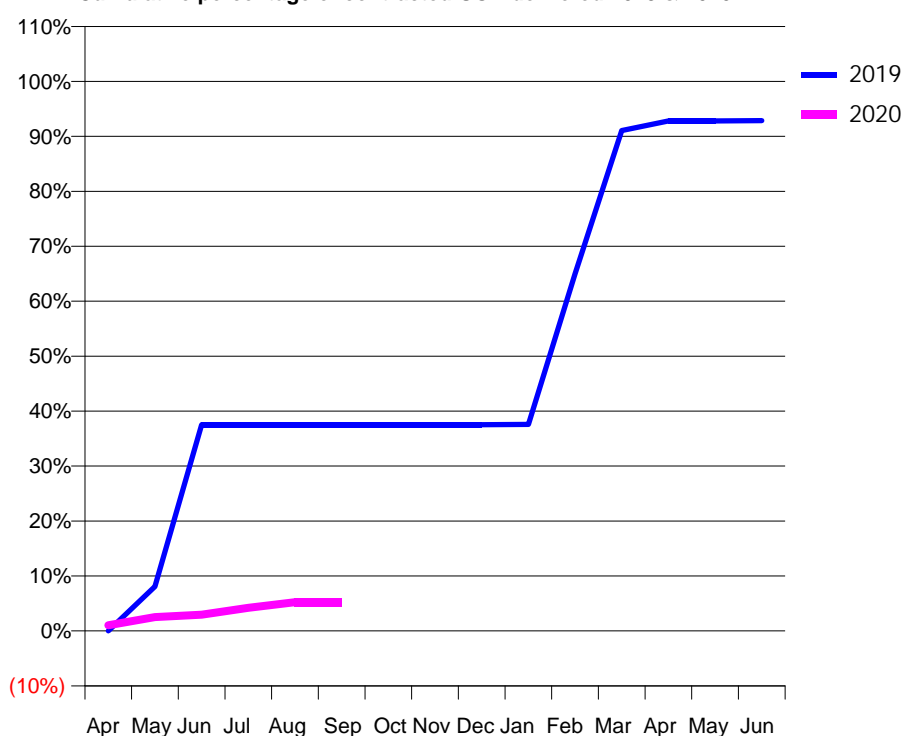
Q57 - Vital Signs Orthodontic At a Glance Contract Report for 739553/0001 - September 2019

| | | | |
|----------------------|---------------------|---------------------------------------------|-------------|
| Name or company name | Evergreen Dentistry | 19/20 Contracted general activity (UDA) | 0 |
| Contract type name | PDS Contract | Carry forward general activity (UDA) | 0 |
| Purpose of contract | Orthodontic | 19/20 Contracted orthodontic activity (UOA) | 2,616 |
| Contract start date | 01/04/2006 | Carry forward orthodontic activity (UOA) | 0 |
| Contract end date | 24/07/2020 | Baseline contract value | £174,120.98 |

| ACCESS | Contract | England and Wales |
|----------------------------------------------|----------|-------------------|
| 24 month ratio of assessments to patient IDs | 1.30 | 1.07 |

| ACTIVITY | Contract |
|-------------------------------------------------------------------------------------------|----------|
| Contract assess and fit appliances (case starts) as a percentage of Area Team case starts | 1.0 % |

Cumulative percentage of contracted UOA delivered 2019 & 2020



| Month | Adjusted Scheduled Activity (UOA) | | |
|-----------|-----------------------------------|-------|------|
| | 2018 | 2019 | 2020 |
| April | -26 | 0 | 27 |
| May | 120 | 212 | 66 |
| June | 286 | 982 | 77 |
| July | 439 | 982 | 110 |
| August | 667 | 982 | 137 |
| September | 978 | 982 | 137 |
| October | 1,104 | 982 | |
| November | 1,446 | 982 | |
| December | 1,809 | 982 | |
| January | 1,872 | 983 | |
| February | 2,574 | 1,699 | |
| March | 2,616 | 2,382 | |
| April | 2,616 | 2,427 | |
| May | 2,616 | 2,428 | |
| June | 2,616 | 2,429 | |

QUANTITY METRICS (rolling 12 month period)

| | Contract Quantity | Contract Base Number | Contract * | Area Team | Region | England |
|----------------------------------------------------------------------------------|-------------------|----------------------|------------|-----------|--------|---------|
| % of all assessments that were assess and fit appliances (case starts) | 67 | 244 | 27.5% | 57.6% | 56.3% | 57.9% |
| % of all assessments that were assess and refuse | 7 | 244 | 2.9% | 12.4% | 11.8% | 12.4% |
| % of all assessments that were assess and review | 170 | 244 | 69.7% | 30.1% | 31.9% | 29.7% |
| % of case starts with a reported IOTN of 3 and Aesthetic Component of 5 or below | 0 | 67 | <i>N/A</i> | 0.1% | 0.2% | 0.1% |
| % of case starts with a reported IOTN of 3 and Aesthetic Component of 6 or above | 0 | 67 | <i>N/A</i> | 4.5% | 4.0% | 4.0% |
| % of case starts with a reported IOTN of 4 | 59 | 67 | 88.1% | 79.1% | 76.4% | 78.0% |
| % of case starts with a reported IOTN of 5 | 8 | 67 | 11.9% | 15.0% | 17.9% | 16.6% |
| % of concluded courses in receipt of dual-arch fixed appliances | 0 | 3 | <i>N/A</i> | 71.6% | 70.6% | 74.0% |
| % of concluded courses where treatment was abandoned or discontinued | 3 | 3 | 100.0% | 8.2% | 9.8% | 8.5% |
| % of patients satisfied with the treatment they have received | 0 | 0 | <i>N/A</i> | 100.0% | 94.8% | 95.5% |

* Figures in italics indicate that the base number is less than 100.

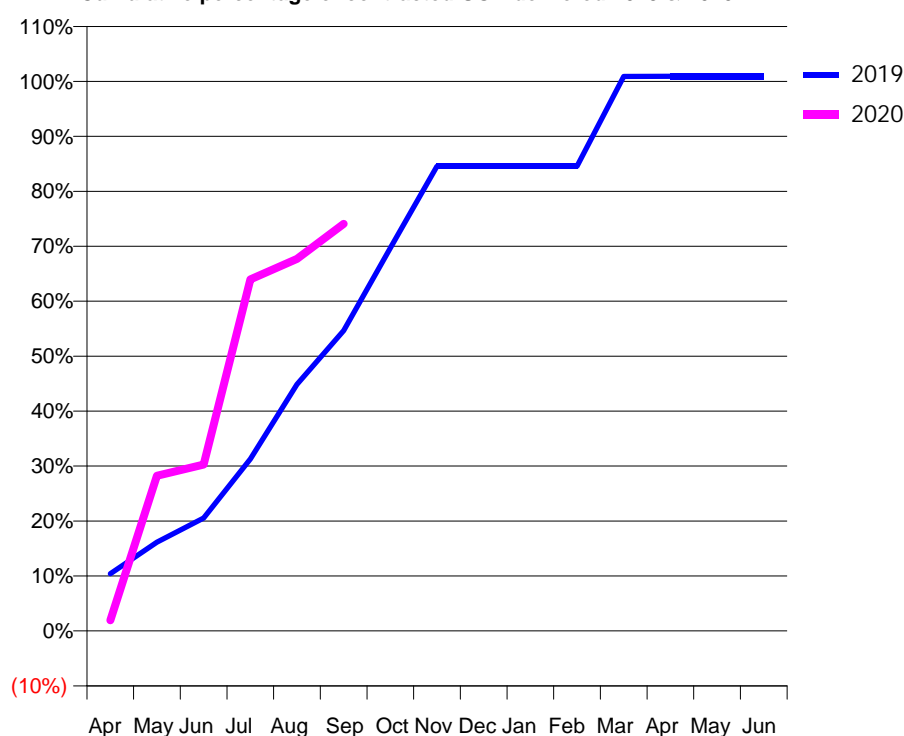
Q57 - Vital Signs Orthodontic At a Glance Contract Report for 825948/0008 - September 2019

| | | | |
|----------------------|----------------|---------------------------------------------|-------------|
| Name or company name | MR JK KOTECHEA | 19/20 Contracted general activity (UDA) | 0 |
| Contract type name | PDS Contract | Carry forward general activity (UDA) | 0 |
| Purpose of contract | Orthodontic | 19/20 Contracted orthodontic activity (UOA) | 6,239 |
| Contract start date | 01/04/2013 | Carry forward orthodontic activity (UOA) | -57 |
| Contract end date | 24/07/2020 | Baseline contract value | £390,479.15 |

| ACCESS | Contract | England and Wales |
|----------------------------------------------|----------|-------------------|
| 24 month ratio of assessments to patient IDs | 1.01 | 1.07 |

| ACTIVITY | Contract |
|-------------------------------------------------------------------------------------------|----------|
| Contract assess and fit appliances (case starts) as a percentage of Area Team case starts | 5.5 % |

Cumulative percentage of contracted UOA delivered 2019 & 2020



| Month | Adjusted Scheduled Activity (UOA) | | |
|-----------|-----------------------------------|-------|-------|
| | 2018 | 2019 | 2020 |
| April | 423 | 651 | 120 |
| May | 1,331 | 1,008 | 1,762 |
| June | 1,795 | 1,281 | 1,888 |
| July | 2,575 | 1,953 | 3,992 |
| August | 2,848 | 2,798 | 4,223 |
| September | 3,549 | 3,411 | 4,622 |
| October | 4,053 | 4,349 | |
| November | 4,452 | 5,276 | |
| December | 5,062 | 5,276 | |
| January | 5,441 | 5,276 | |
| February | 6,134 | 5,276 | |
| March | 6,285 | 6,295 | |
| April | 6,370 | 6,296 | |
| May | 6,412 | 6,296 | |
| June | 6,412 | 6,296 | |

QUANTITY METRICS (rolling 12 month period)

| | Contract Quantity | Contract Base Number | Contract * | Area Team | Region | England |
|----------------------------------------------------------------------------------|-------------------|----------------------|------------|-----------|--------|---------|
| % of all assessments that were assess and fit appliances (case starts) | 355 | 481 | 73.8% | 57.6% | 56.3% | 57.9% |
| % of all assessments that were assess and refuse | 53 | 481 | 11.0% | 12.4% | 11.8% | 12.4% |
| % of all assessments that were assess and review | 73 | 481 | 15.2% | 30.1% | 31.9% | 29.7% |
| % of case starts with a reported IOTN of 3 and Aesthetic Component of 5 or below | 0 | 355 | N/A | 0.1% | 0.2% | 0.1% |
| % of case starts with a reported IOTN of 3 and Aesthetic Component of 6 or above | 43 | 355 | 12.1% | 4.5% | 4.0% | 4.0% |
| % of case starts with a reported IOTN of 4 | 248 | 355 | 69.9% | 79.1% | 76.4% | 78.0% |
| % of case starts with a reported IOTN of 5 | 63 | 355 | 17.7% | 15.0% | 17.9% | 16.6 % |
| % of concluded courses in receipt of dual-arch fixed appliances | 199 | 255 | 78.0% | 71.6% | 70.6% | 74.0% |
| % of concluded courses where treatment was abandoned or discontinued | 22 | 255 | 8.6% | 8.2% | 9.8% | 8.5% |
| % of patients satisfied with the treatment they have received | 0 | 0 | N/A | 100.0% | 94.8% | 95.5% |

* Figures in italics indicate that the base number is less than 100.

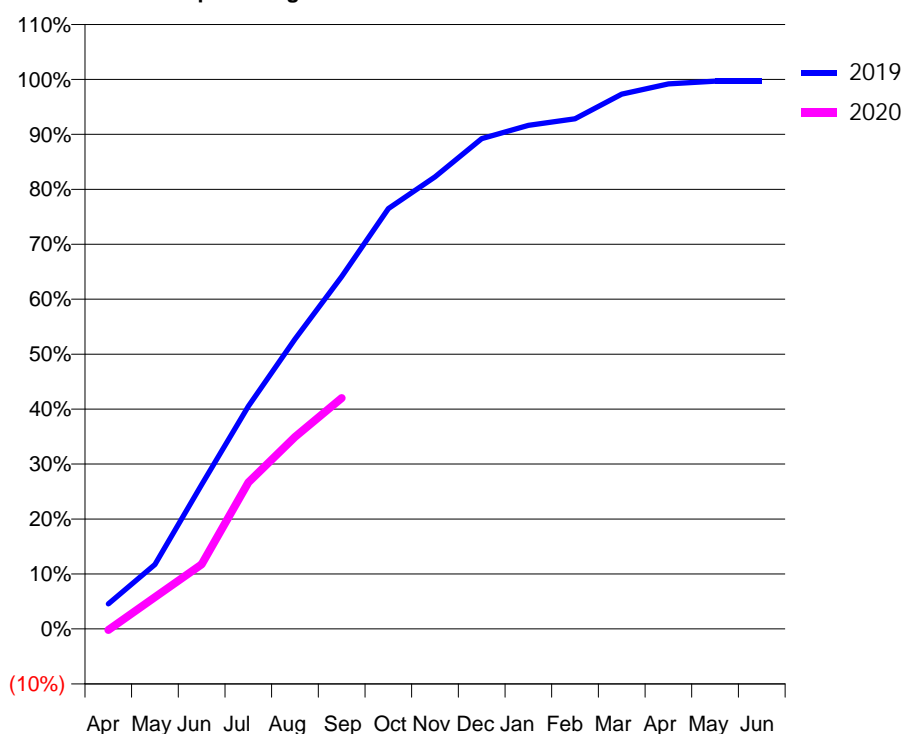
Q57 - Vital Signs Orthodontic At a Glance Contract Report for 890944/0003 - September 2019

| | | | |
|----------------------|--------------|---------------------------------------------|-------------|
| Name or company name | MR AF CLOUGH | 19/20 Contracted general activity (UDA) | 0 |
| Contract type name | PDS Contract | Carry forward general activity (UDA) | 0 |
| Purpose of contract | Orthodontic | 19/20 Contracted orthodontic activity (UOA) | 7,405 |
| Contract start date | 01/10/2006 | Carry forward orthodontic activity (UOA) | 16 |
| Contract end date | 24/07/2020 | Baseline contract value | £489,437.99 |

| ACCESS | Contract | England and Wales |
|----------------------------------------------|----------|-------------------|
| 24 month ratio of assessments to patient IDs | 1.06 | 1.07 |

| ACTIVITY | Contract |
|-------------------------------------------------------------------------------------------|----------|
| Contract assess and fit appliances (case starts) as a percentage of Area Team case starts | 3.7 % |

Cumulative percentage of contracted UOA delivered 2019 & 2020



| Month | Adjusted Scheduled Activity (UOA) | | |
|-----------|-----------------------------------|-------|-------|
| | 2018 | 2019 | 2020 |
| April | 24 | 223 | -16 |
| May | 464 | 574 | 429 |
| June | 900 | 1,285 | 870 |
| July | 1,345 | 1,984 | 1,974 |
| August | 1,766 | 2,581 | 2,587 |
| September | 2,186 | 3,140 | 3,112 |
| October | 2,918 | 3,745 | |
| November | 3,207 | 4,027 | |
| December | 3,660 | 4,368 | |
| January | 4,058 | 4,486 | |
| February | 4,499 | 4,545 | |
| March | 4,853 | 4,764 | |
| April | 4,873 | 4,856 | |
| May | 4,874 | 4,880 | |
| June | 4,875 | 4,880 | |

QUANTITY METRICS (rolling 12 month period)

| | Contract Quantity | Contract Base Number | Contract * | Area Team | Region | England |
|----------------------------------------------------------------------------------|-------------------|----------------------|------------|-----------|--------|---------|
| % of all assessments that were assess and fit appliances (case starts) | 238 | 319 | 74.6% | 57.6% | 56.3% | 57.9% |
| % of all assessments that were assess and refuse | 60 | 319 | 18.8% | 12.4% | 11.8% | 12.4% |
| % of all assessments that were assess and review | 21 | 319 | 6.6% | 30.1% | 31.9% | 29.7% |
| % of case starts with a reported IOTN of 3 and Aesthetic Component of 5 or below | 1 | 238 | 0.4% | 0.1% | 0.2% | 0.1% |
| % of case starts with a reported IOTN of 3 and Aesthetic Component of 6 or above | 3 | 238 | 1.3% | 4.5% | 4.0% | 4.0% |
| % of case starts with a reported IOTN of 4 | 187 | 238 | 78.6% | 79.1% | 76.4% | 78.0% |
| % of case starts with a reported IOTN of 5 | 47 | 238 | 19.7% | 15.0% | 17.9% | 16.6 % |
| % of concluded courses in receipt of dual-arch fixed appliances | 0 | 203 | N/A | 71.6% | 70.6% | 74.0% |
| % of concluded courses where treatment was abandoned or discontinued | 8 | 203 | 3.9% | 8.2% | 9.8% | 8.5% |
| % of patients satisfied with the treatment they have received | 0 | 0 | N/A | 100.0% | 94.8% | 95.5% |

* Figures in italics indicate that the base number is less than 100.

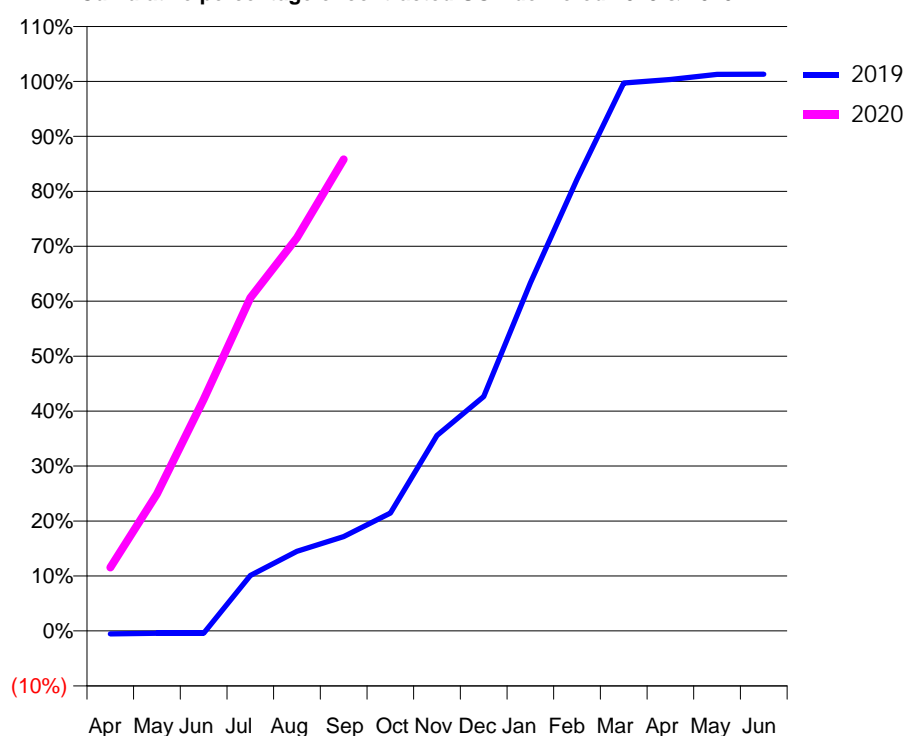
Q57 - Vital Signs Orthodontic At a Glance Contract Report for 913324/0003 - September 2019

| | | | |
|----------------------|----------------------------|---------------------------------------------|-------------|
| Name or company name | Dr C Bentley & Dr S Sedani | 19/20 Contracted general activity (UDA) | 0 |
| Contract type name | GDS Contract | Carry forward general activity (UDA) | 0 |
| Purpose of contract | Orthodontic | 19/20 Contracted orthodontic activity (UOA) | 2,669 |
| Contract start date | 01/04/2015 | Carry forward orthodontic activity (UOA) | -35 |
| Contract end date | | Baseline contract value | £173,918.58 |

| ACCESS | Contract | England and Wales |
|----------------------------------------------|----------|-------------------|
| 24 month ratio of assessments to patient IDs | 1.23 | 1.07 |

| ACTIVITY | Contract |
|-------------------------------------------------------------------------------------------|----------|
| Contract assess and fit appliances (case starts) as a percentage of Area Team case starts | 2.9 % |

Cumulative percentage of contracted UOA delivered 2019 & 2020



| Month | Adjusted Scheduled Activity (UOA) | | |
|-----------|-----------------------------------|-------|-------|
| | 2018 | 2019 | 2020 |
| April | 436 | -15 | 308 |
| May | 778 | -12 | 665 |
| June | 827 | -12 | 1,125 |
| July | 965 | 269 | 1,618 |
| August | 1,085 | 387 | 1,909 |
| September | 1,344 | 458 | 2,290 |
| October | 1,450 | 573 | |
| November | 1,715 | 949 | |
| December | 1,758 | 1,138 | |
| January | 2,063 | 1,691 | |
| February | 2,291 | 2,193 | |
| March | 2,524 | 2,661 | |
| April | 2,630 | 2,678 | |
| May | 2,630 | 2,703 | |
| June | 2,630 | 2,704 | |

QUANTITY METRICS (rolling 12 month period)

| | Contract Quantity | Contract Base Number | Contract * | Area Team | Region | England |
|----------------------------------------------------------------------------------|-------------------|----------------------|------------|-----------|--------|---------|
| % of all assessments that were assess and fit appliances (case starts) | 186 | 799 | 23.3% | 57.6% | 56.3% | 57.9% |
| % of all assessments that were assess and refuse | 164 | 799 | 20.5% | 12.4% | 11.8% | 12.4% |
| % of all assessments that were assess and review | 449 | 799 | 56.2% | 30.1% | 31.9% | 29.7% |
| % of case starts with a reported IOTN of 3 and Aesthetic Component of 5 or below | 0 | 186 | N/A | 0.1% | 0.2% | 0.1% |
| % of case starts with a reported IOTN of 3 and Aesthetic Component of 6 or above | 40 | 186 | 21.5% | 4.5% | 4.0% | 4.0% |
| % of case starts with a reported IOTN of 4 | 146 | 186 | 78.5% | 79.1% | 76.4% | 78.0% |
| % of case starts with a reported IOTN of 5 | 0 | 186 | N/A | 15.0% | 17.9% | 16.6 % |
| % of concluded courses in receipt of dual-arch fixed appliances | 0 | 87 | N/A | 71.6% | 70.6% | 74.0% |
| % of concluded courses where treatment was abandoned or discontinued | 10 | 87 | 11.5% | 8.2% | 9.8% | 8.5% |
| % of patients satisfied with the treatment they have received | 0 | 0 | N/A | 100.0% | 94.8% | 95.5% |

* Figures in italics indicate that the base number is less than 100.

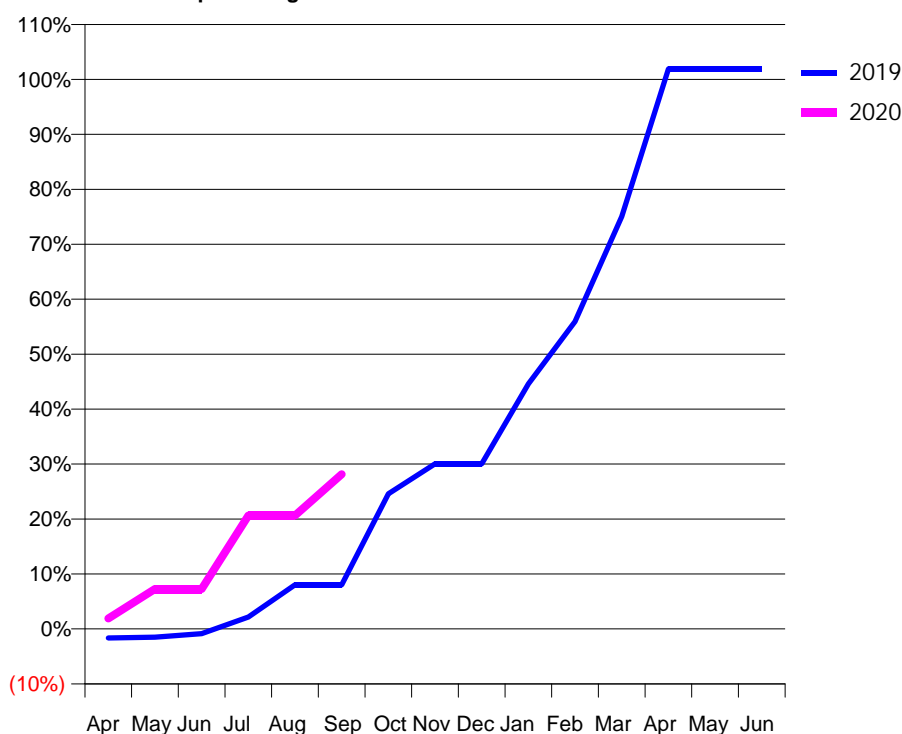
Q58 - Vital Signs Orthodontic At a Glance Contract Report for 100041/0000 - September 2019

| | | | |
|----------------------|-------------------------|---------------------------------------------|-------------|
| Name or company name | 2:30 Ltd | 19/20 Contracted general activity (UDA) | 31,550 |
| Contract type name | GDS Contract | Carry forward general activity (UDA) | -583 |
| Purpose of contract | General and Orthodontic | 19/20 Contracted orthodontic activity (UOA) | 785 |
| Contract start date | 01/04/2016 | Carry forward orthodontic activity (UOA) | -15 |
| Contract end date | | Baseline contract value | £965,110.81 |

| ACCESS | Contract | England and Wales |
|----------------------------------------------|----------|-------------------|
| 24 month ratio of assessments to patient IDs | 1.00 | 1.07 |

| ACTIVITY | Contract |
|-------------------------------------------------------------------------------------------|----------|
| Contract assess and fit appliances (case starts) as a percentage of Area Team case starts | 0.3 % |

Cumulative percentage of contracted UOA delivered 2019 & 2020



| Month | Adjusted Scheduled Activity (UOA) | | |
|-----------|-----------------------------------|------|------|
| | 2018 | 2019 | 2020 |
| April | -3 | -13 | 15 |
| May | -3 | -12 | 57 |
| June | 62 | -7 | 57 |
| July | 85 | 17 | 162 |
| August | 85 | 63 | 162 |
| September | 85 | 63 | 221 |
| October | 85 | 193 | |
| November | 107 | 236 | |
| December | 153 | 236 | |
| January | 197 | 350 | |
| February | 325 | 439 | |
| March | 499 | 589 | |
| April | 751 | 800 | |
| May | 772 | 800 | |
| June | 772 | 800 | |

QUANTITY METRICS (rolling 12 month period)

| | Contract Quantity | Contract Base Number | Contract * | Area Team | Region | England |
|----------------------------------------------------------------------------------|-------------------|----------------------|------------|-----------|--------|---------|
| % of all assessments that were assess and fit appliances (case starts) | 43 | 83 | 51.8% | 59.6% | 56.3% | 57.9% |
| % of all assessments that were assess and refuse | 6 | 83 | 7.2% | 12.5% | 11.8% | 12.4% |
| % of all assessments that were assess and review | 34 | 83 | 41.0% | 27.9% | 31.9% | 29.7% |
| % of case starts with a reported IOTN of 3 and Aesthetic Component of 5 or below | 0 | 43 | N/A | 0.2% | 0.2% | 0.1% |
| % of case starts with a reported IOTN of 3 and Aesthetic Component of 6 or above | 0 | 43 | N/A | 5.1% | 4.0% | 4.0% |
| % of case starts with a reported IOTN of 4 | 42 | 43 | 97.7% | 76.0% | 76.4% | 78.0% |
| % of case starts with a reported IOTN of 5 | 1 | 43 | 2.3% | 18.3% | 17.9% | 16.6 % |
| % of concluded courses in receipt of dual-arch fixed appliances | 0 | 0 | N/A | 68.0% | 70.6% | 74.0% |
| % of concluded courses where treatment was abandoned or discontinued | 0 | 0 | N/A | 10.6% | 9.8% | 8.5% |
| % of patients satisfied with the treatment they have received | 0 | 0 | N/A | 98.1% | 94.8% | 95.5% |

* Figures in italics indicate that the base number is less than 100.

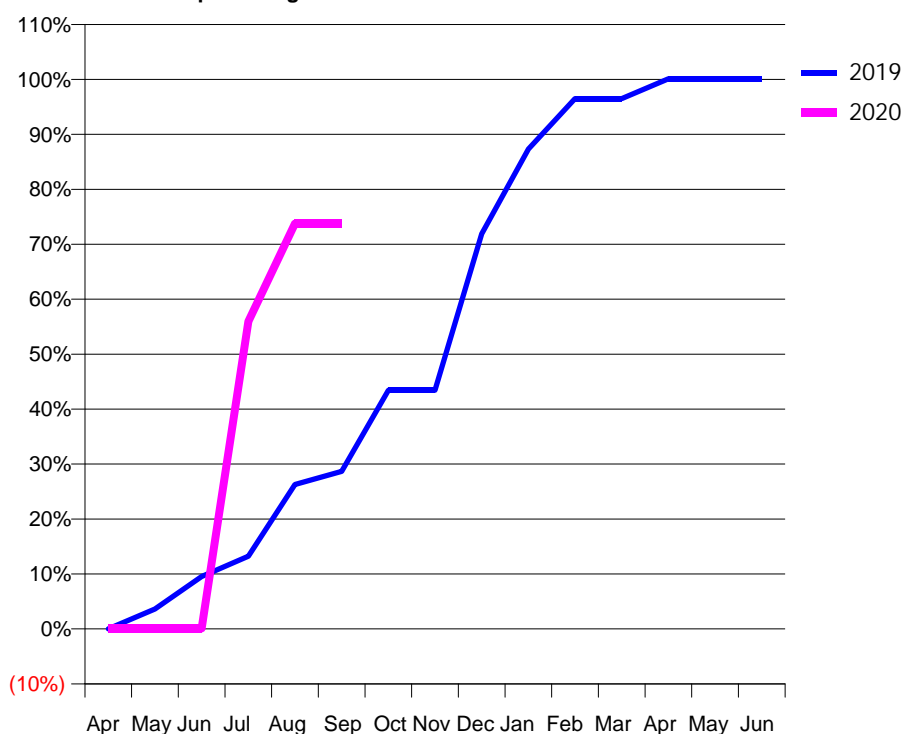
Q58 - Vital Signs Orthodontic At a Glance Contract Report for 100339/0000 - September 2019

| | | | |
|----------------------|--------------|---------------------------------------------|-------------|
| Name or company name | Oradi Ltd | 19/20 Contracted general activity (UDA) | 0 |
| Contract type name | PDS Contract | Carry forward general activity (UDA) | 0 |
| Purpose of contract | Orthodontic | 19/20 Contracted orthodontic activity (UOA) | 1,768 |
| Contract start date | 01/04/2017 | Carry forward orthodontic activity (UOA) | -2 |
| Contract end date | 31/03/2026 | Baseline contract value | £119,886.29 |

| ACCESS | Contract | England and Wales |
|----------------------------------------------|----------|-------------------|
| 24 month ratio of assessments to patient IDs | 1.03 | 1.07 |

| ACTIVITY | Contract |
|-------------------------------------------------------------------------------------------|----------|
| Contract assess and fit appliances (case starts) as a percentage of Area Team case starts | 0.8 % |

Cumulative percentage of contracted UOA delivered 2019 & 2020



| Month | Adjusted Scheduled Activity (UOA) | | |
|-----------|-----------------------------------|-------|-------|
| | 2018 | 2019 | 2020 |
| April | 0 | 0 | 2 |
| May | 0 | 64 | 2 |
| June | 0 | 169 | 2 |
| July | 0 | 234 | 989 |
| August | 504 | 465 | 1,304 |
| September | 504 | 507 | 1,304 |
| October | 819 | 768 | |
| November | 819 | 768 | |
| December | 1,008 | 1,271 | |
| January | 1,201 | 1,544 | |
| February | 1,370 | 1,706 | |
| March | 1,579 | 1,706 | |
| April | 1,768 | 1,770 | |
| May | 1,768 | 1,770 | |
| June | 1,768 | 1,770 | |

QUANTITY METRICS (rolling 12 month period)

| | Contract Quantity | Contract Base Number | Contract * | Area Team | Region | England |
|----------------------------------------------------------------------------------|-------------------|----------------------|------------|-----------|--------|---------|
| % of all assessments that were assess and fit appliances (case starts) | 118 | 205 | 57.6% | 59.6% | 56.3% | 57.9% |
| % of all assessments that were assess and refuse | 28 | 205 | 13.7% | 12.5% | 11.8% | 12.4% |
| % of all assessments that were assess and review | 59 | 205 | 28.8% | 27.9% | 31.9% | 29.7% |
| % of case starts with a reported IOTN of 3 and Aesthetic Component of 5 or below | 0 | 118 | N/A | 0.2% | 0.2% | 0.1% |
| % of case starts with a reported IOTN of 3 and Aesthetic Component of 6 or above | 9 | 118 | 7.6% | 5.1% | 4.0% | 4.0% |
| % of case starts with a reported IOTN of 4 | 95 | 118 | 80.5% | 76.0% | 76.4% | 78.0% |
| % of case starts with a reported IOTN of 5 | 14 | 118 | 11.9% | 18.3% | 17.9% | 16.6 % |
| % of concluded courses in receipt of dual-arch fixed appliances | 3 | 86 | 3.5% | 68.0% | 70.6% | 74.0% |
| % of concluded courses where treatment was abandoned or discontinued | 14 | 86 | 16.3% | 10.6% | 9.8% | 8.5% |
| % of patients satisfied with the treatment they have received | 0 | 0 | N/A | 98.1% | 94.8% | 95.5% |

* Figures in italics indicate that the base number is less than 100.

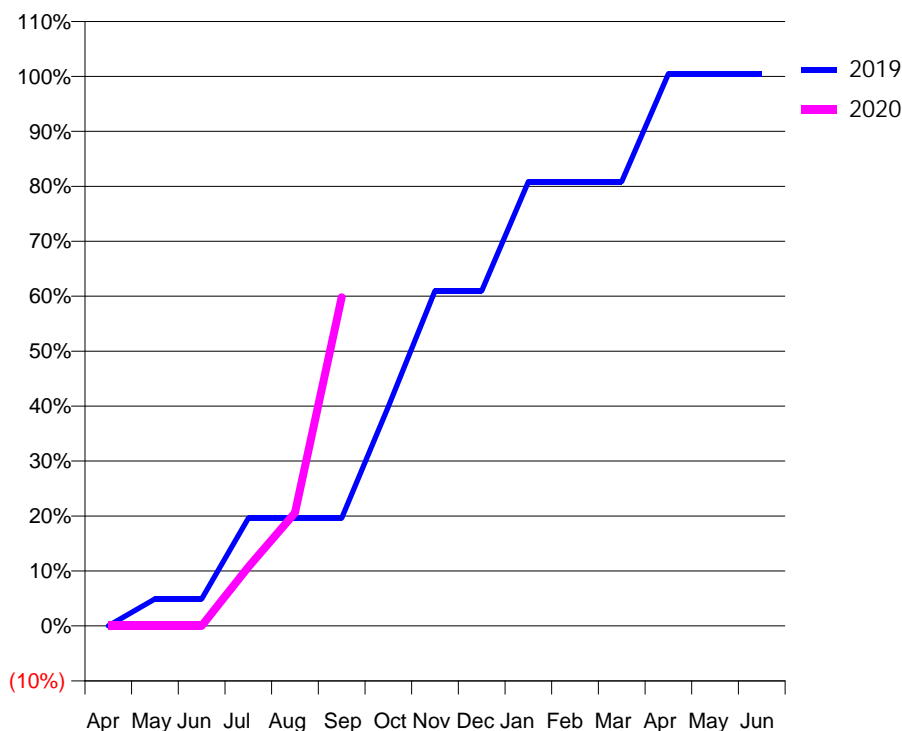
Q58 - Vital Signs Orthodontic At a Glance Contract Report for 101435/0003 - September 2019

| | | | |
|----------------------|-------------------------|---------------------------------------------|-------------|
| Name or company name | IDH Limited | 19/20 Contracted general activity (UDA) | 15,825 |
| Contract type name | GDS Contract | Carry forward general activity (UDA) | 0 |
| Purpose of contract | General and Orthodontic | 19/20 Contracted orthodontic activity (UOA) | 428 |
| Contract start date | 01/04/2006 | Carry forward orthodontic activity (UOA) | 0 |
| Contract end date | | Baseline contract value | £444,034.93 |

| ACCESS | Contract | England and Wales |
|----------------------------------------------|----------|-------------------|
| 24 month ratio of assessments to patient IDs | 1.00 | 1.07 |

| ACTIVITY | Contract |
|-------------------------------------------------------------------------------------------|----------|
| Contract assess and fit appliances (case starts) as a percentage of Area Team case starts | 0.2 % |

Cumulative percentage of contracted UOA delivered 2019 & 2020



| Month | Adjusted Scheduled Activity (UOA) | | |
|-----------|-----------------------------------|------|------|
| | 2018 | 2019 | 2020 |
| April | 0 | 0 | 0 |
| May | 86 | 21 | 0 |
| June | 86 | 21 | 0 |
| July | 129 | 84 | 46 |
| August | 130 | 84 | 88 |
| September | 174 | 84 | 256 |
| October | 174 | 171 | |
| November | 258 | 261 | |
| December | 258 | 261 | |
| January | 258 | 346 | |
| February | 365 | 346 | |
| March | 365 | 346 | |
| April | 449 | 430 | |
| May | 449 | 430 | |
| June | 449 | 430 | |

QUANTITY METRICS (rolling 12 month period)

| | Contract Quantity | Contract Base Number | Contract * | Area Team | Region | England |
|----------------------------------------------------------------------------------|-------------------|----------------------|------------|-----------|--------|---------|
| % of all assessments that were assess and fit appliances (case starts) | 30 | 41 | 73.2% | 59.6% | 56.3% | 57.9% |
| % of all assessments that were assess and refuse | 2 | 41 | 4.9% | 12.5% | 11.8% | 12.4% |
| % of all assessments that were assess and review | 9 | 41 | 22.0% | 27.9% | 31.9% | 29.7% |
| % of case starts with a reported IOTN of 3 and Aesthetic Component of 5 or below | 0 | 30 | <i>N/A</i> | 0.2% | 0.2% | 0.1% |
| % of case starts with a reported IOTN of 3 and Aesthetic Component of 6 or above | 0 | 30 | <i>N/A</i> | 5.1% | 4.0% | 4.0% |
| % of case starts with a reported IOTN of 4 | 28 | 30 | 93.3% | 76.0% | 76.4% | 78.0% |
| % of case starts with a reported IOTN of 5 | 2 | 30 | 6.7% | 18.3% | 17.9% | 16.6 % |
| % of concluded courses in receipt of dual-arch fixed appliances | 20 | 20 | 100.0% | 68.0% | 70.6% | 74.0% |
| % of concluded courses where treatment was abandoned or discontinued | 0 | 20 | 0.0% | 10.6% | 9.8% | 8.5% |
| % of patients satisfied with the treatment they have received | 0 | 0 | <i>N/A</i> | 98.1% | 94.8% | 95.5% |

* Figures in italics indicate that the base number is less than 100.

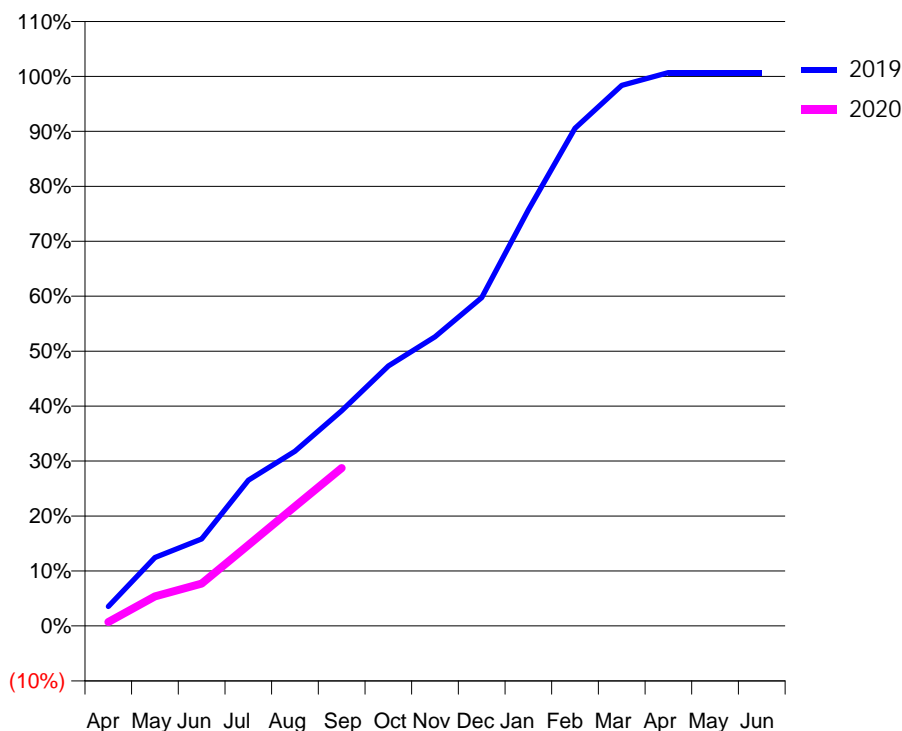
Q58 - Vital Signs Orthodontic At a Glance Contract Report for 106194/0003 - September 2019

| | | | |
|----------------------|------------------------------|---------------------------------------------|-------------|
| Name or company name | Weston Favell Dental Surgery | 19/20 Contracted general activity (UDA) | 0 |
| Contract type name | GDS Contract | Carry forward general activity (UDA) | 0 |
| Purpose of contract | Orthodontic | 19/20 Contracted orthodontic activity (UOA) | 2,697 |
| Contract start date | 01/04/2006 | Carry forward orthodontic activity (UOA) | -19 |
| Contract end date | | Baseline contract value | £181,016.47 |

| ACCESS | Contract | England and Wales |
|----------------------------------------------|----------|-------------------|
| 24 month ratio of assessments to patient IDs | 1.05 | 1.07 |

| ACTIVITY | Contract |
|-------------------------------------------------------------------------------------------|----------|
| Contract assess and fit appliances (case starts) as a percentage of Area Team case starts | 0.8 % |

Cumulative percentage of contracted UOA delivered 2019 & 2020



| Month | Adjusted Scheduled Activity (UOA) | | |
|-----------|-----------------------------------|-------|------|
| | 2018 | 2019 | 2020 |
| April | 0 | 96 | 19 |
| May | 13 | 336 | 145 |
| June | 88 | 427 | 208 |
| July | 644 | 715 | 397 |
| August | 1,079 | 857 | 586 |
| September | 1,655 | 1,056 | 775 |
| October | 1,932 | 1,276 | |
| November | 2,250 | 1,419 | |
| December | 2,407 | 1,611 | |
| January | 2,537 | 2,042 | |
| February | 2,791 | 2,442 | |
| March | 2,792 | 2,653 | |
| April | 2,792 | 2,716 | |
| May | 2,792 | 2,716 | |
| June | 2,792 | 2,716 | |

QUANTITY METRICS (rolling 12 month period)

| | Contract Quantity | Contract Base Number | Contract * | Area Team | Region | England |
|----------------------------------------------------------------------------------|-------------------|----------------------|------------|-----------|--------|---------|
| % of all assessments that were assess and fit appliances (case starts) | 113 | 155 | 72.9% | 59.6% | 56.3% | 57.9% |
| % of all assessments that were assess and refuse | 24 | 155 | 15.5% | 12.5% | 11.8% | 12.4% |
| % of all assessments that were assess and review | 18 | 155 | 11.6% | 27.9% | 31.9% | 29.7% |
| % of case starts with a reported IOTN of 3 and Aesthetic Component of 5 or below | 0 | 113 | N/A | 0.2% | 0.2% | 0.1% |
| % of case starts with a reported IOTN of 3 and Aesthetic Component of 6 or above | 13 | 113 | 11.5% | 5.1% | 4.0% | 4.0% |
| % of case starts with a reported IOTN of 4 | 81 | 113 | 71.7% | 76.0% | 76.4% | 78.0% |
| % of case starts with a reported IOTN of 5 | 17 | 113 | 15.0% | 18.3% | 17.9% | 16.6 % |
| % of concluded courses in receipt of dual-arch fixed appliances | 0 | 7 | N/A | 68.0% | 70.6% | 74.0% |
| % of concluded courses where treatment was abandoned or discontinued | 3 | 7 | 42.9% | 10.6% | 9.8% | 8.5% |
| % of patients satisfied with the treatment they have received | 0 | 0 | N/A | 98.1% | 94.8% | 95.5% |

* Figures in italics indicate that the base number is less than 100.

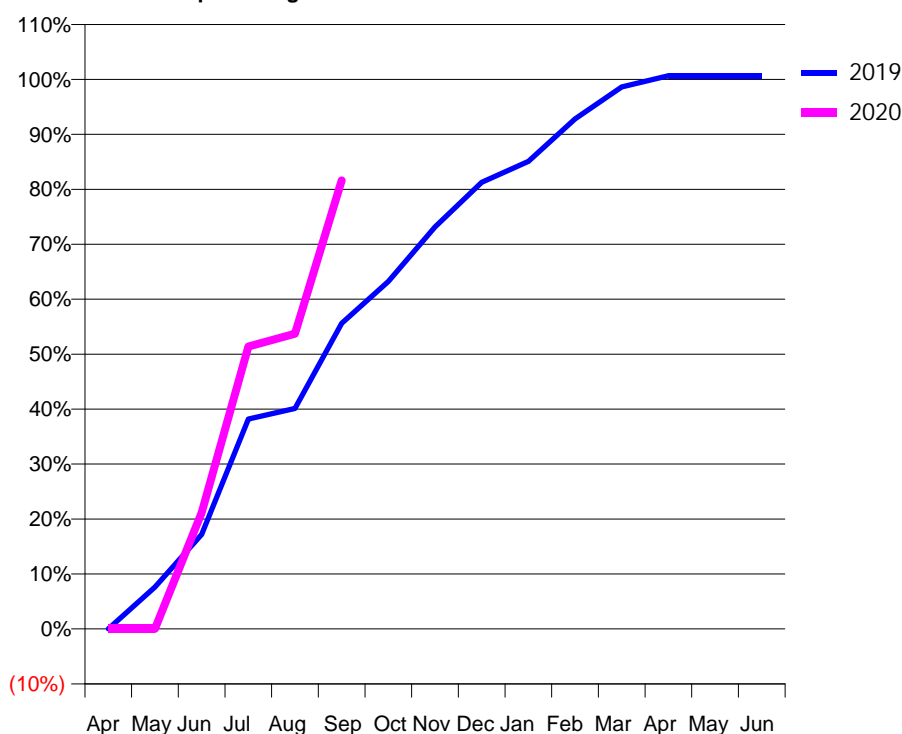
Q58 - Vital Signs Orthodontic At a Glance Contract Report for 107581/0003 - September 2019

| | | | |
|----------------------|------------------------------|---------------------------------------------|------------|
| Name or company name | Mr R Naidoo and Mrs S Naidoo | 19/20 Contracted general activity (UDA) | 0 |
| Contract type name | GDS Contract | Carry forward general activity (UDA) | 0 |
| Purpose of contract | General and Orthodontic | 19/20 Contracted orthodontic activity (UOA) | 903 |
| Contract start date | 01/04/2006 | Carry forward orthodontic activity (UOA) | 0 |
| Contract end date | | Baseline contract value | £60,606.89 |

| ACCESS | Contract | England and Wales |
|----------------------------------------------|----------|-------------------|
| 24 month ratio of assessments to patient IDs | 1.01 | 1.07 |

| ACTIVITY | Contract |
|-------------------------------------------------------------------------------------------|----------|
| Contract assess and fit appliances (case starts) as a percentage of Area Team case starts | 0.4 % |

Cumulative percentage of contracted UOA delivered 2019 & 2020



| Month | Adjusted Scheduled Activity (UOA) | | |
|-----------|-----------------------------------|-------|------|
| | 2018 | 2019 | 2020 |
| April | 0 | 0 | 0 |
| May | 42 | 84 | 0 |
| June | 147 | 189 | 191 |
| July | 379 | 420 | 464 |
| August | 463 | 441 | 485 |
| September | 568 | 611 | 737 |
| October | 758 | 695 | |
| November | 779 | 804 | |
| December | 905 | 893 | |
| January | 926 | 935 | |
| February | 927 | 1,020 | |
| March | 928 | 1,084 | |
| April | 929 | 1,106 | |
| May | 929 | 1,106 | |
| June | 929 | 1,106 | |

QUANTITY METRICS (rolling 12 month period)

| | Contract Quantity | Contract Base Number | Contract * | Area Team | Region | England |
|----------------------------------------------------------------------------------|-------------------|----------------------|------------|-----------|--------|---------|
| % of all assessments that were assess and fit appliances (case starts) | 59 | 69 | 85.5% | 59.6% | 56.3% | 57.9% |
| % of all assessments that were assess and refuse | 8 | 69 | 11.6% | 12.5% | 11.8% | 12.4% |
| % of all assessments that were assess and review | 2 | 69 | 2.9% | 27.9% | 31.9% | 29.7% |
| % of case starts with a reported IOTN of 3 and Aesthetic Component of 5 or below | 0 | 59 | N/A | 0.2% | 0.2% | 0.1% |
| % of case starts with a reported IOTN of 3 and Aesthetic Component of 6 or above | 3 | 59 | 5.1% | 5.1% | 4.0% | 4.0% |
| % of case starts with a reported IOTN of 4 | 42 | 59 | 71.2% | 76.0% | 76.4% | 78.0% |
| % of case starts with a reported IOTN of 5 | 14 | 59 | 23.7% | 18.3% | 17.9% | 16.6 % |
| % of concluded courses in receipt of dual-arch fixed appliances | 0 | 38 | N/A | 68.0% | 70.6% | 74.0% |
| % of concluded courses where treatment was abandoned or discontinued | 0 | 38 | 0.0% | 10.6% | 9.8% | 8.5% |
| % of patients satisfied with the treatment they have received | 0 | 0 | N/A | 98.1% | 94.8% | 95.5% |

* Figures in italics indicate that the base number is less than 100.

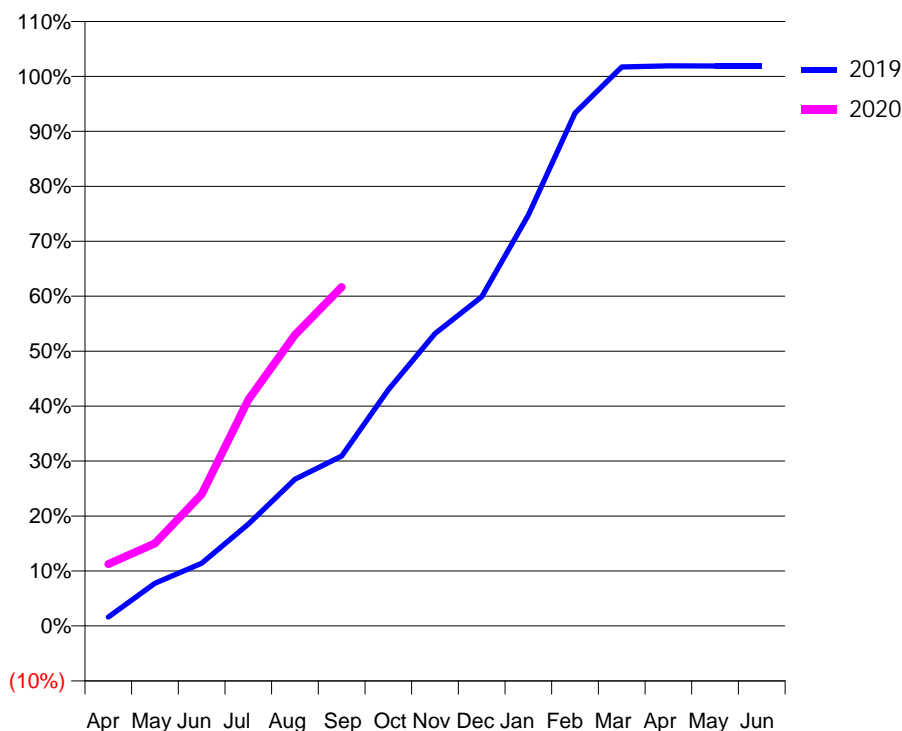
Q58 - Vital Signs Orthodontic At a Glance Contract Report for 119202/0001 - September 2019

| | | | |
|----------------------|--------------------|---------------------------------------------|-------------|
| Name or company name | Orthostyle Limited | 19/20 Contracted general activity (UDA) | 0 |
| Contract type name | PDS Contract | Carry forward general activity (UDA) | 0 |
| Purpose of contract | Orthodontic | 19/20 Contracted orthodontic activity (UOA) | 13,103 |
| Contract start date | 01/04/2007 | Carry forward orthodontic activity (UOA) | -248 |
| Contract end date | 01/05/2020 | Baseline contract value | £879,444.28 |

| ACCESS | Contract | England and Wales |
|----------------------------------------------|----------|-------------------|
| 24 month ratio of assessments to patient IDs | 1.11 | 1.07 |

| ACTIVITY | Contract |
|-------------------------------------------------------------------------------------------|----------|
| Contract assess and fit appliances (case starts) as a percentage of Area Team case starts | 5.5 % |

Cumulative percentage of contracted UOA delivered 2019 & 2020



| Month | Adjusted Scheduled Activity (UOA) | | |
|-----------|-----------------------------------|--------|-------|
| | 2018 | 2019 | 2020 |
| April | 0 | 210 | 1,476 |
| May | 550 | 1,018 | 1,967 |
| June | 1,951 | 1,493 | 3,141 |
| July | 3,287 | 2,432 | 5,394 |
| August | 4,693 | 3,499 | 6,940 |
| September | 5,390 | 4,050 | 8,080 |
| October | 6,401 | 5,633 | |
| November | 7,392 | 6,969 | |
| December | 8,485 | 7,850 | |
| January | 9,231 | 9,800 | |
| February | 11,075 | 12,226 | |
| March | 12,369 | 13,328 | |
| April | 13,172 | 13,352 | |
| May | 13,172 | 13,351 | |
| June | 13,172 | 13,351 | |

QUANTITY METRICS (rolling 12 month period)

| | Contract Quantity | Contract Base Number | Contract * | Area Team | Region | England |
|----------------------------------------------------------------------------------|-------------------|----------------------|------------|-----------|--------|---------|
| % of all assessments that were assess and fit appliances (case starts) | 787 | 1,591 | 49.5% | 59.6% | 56.3% | 57.9% |
| % of all assessments that were assess and refuse | 168 | 1,591 | 10.6% | 12.5% | 11.8% | 12.4% |
| % of all assessments that were assess and review | 636 | 1,591 | 40.0% | 27.9% | 31.9% | 29.7% |
| % of case starts with a reported IOTN of 3 and Aesthetic Component of 5 or below | 1 | 787 | 0.1% | 0.2% | 0.2% | 0.1% |
| % of case starts with a reported IOTN of 3 and Aesthetic Component of 6 or above | 34 | 787 | 4.3% | 5.1% | 4.0% | 4.0% |
| % of case starts with a reported IOTN of 4 | 606 | 787 | 77.0% | 76.0% | 76.4% | 78.0% |
| % of case starts with a reported IOTN of 5 | 142 | 787 | 18.0% | 18.3% | 17.9% | 16.6 % |
| % of concluded courses in receipt of dual-arch fixed appliances | 312 | 420 | 74.3% | 68.0% | 70.6% | 74.0% |
| % of concluded courses where treatment was abandoned or discontinued | 84 | 420 | 20.0% | 10.6% | 9.8% | 8.5% |
| % of patients satisfied with the treatment they have received | 1 | 1 | 100.0% | 98.1% | 94.8% | 95.5% |

* Figures in italics indicate that the base number is less than 100.

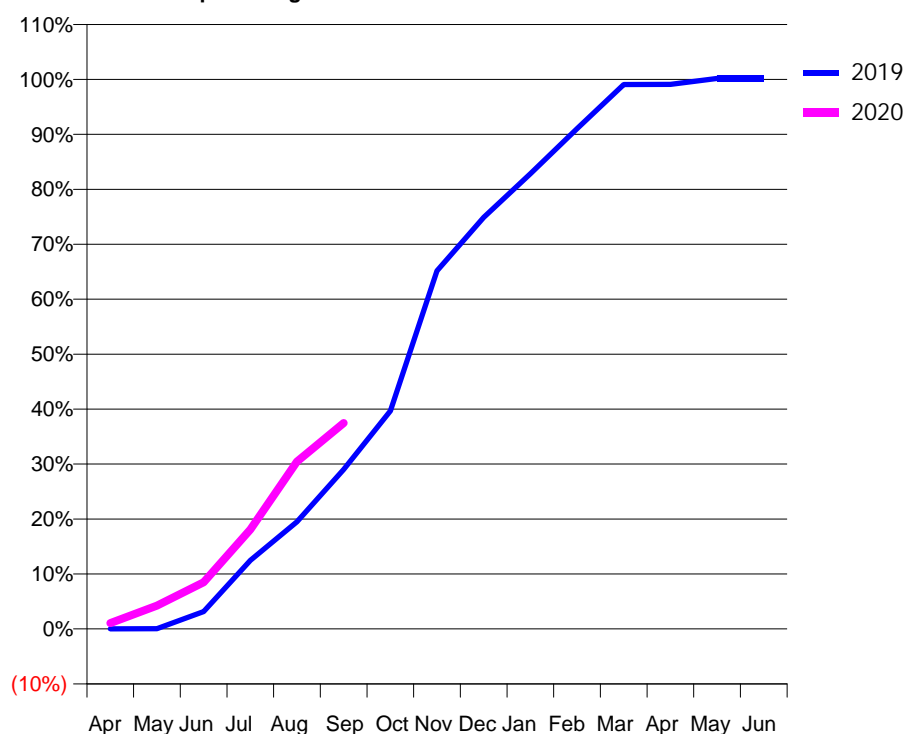
Q58 - Vital Signs Orthodontic At a Glance Contract Report for 126047/0002 - September 2019

| | | | |
|----------------------|-----------------------|---------------------------------------------|-------------|
| Name or company name | Conation Partners Ltd | 19/20 Contracted general activity (UDA) | 0 |
| Contract type name | PDS Contract | Carry forward general activity (UDA) | 0 |
| Purpose of contract | Orthodontic | 19/20 Contracted orthodontic activity (UOA) | 3,960 |
| Contract start date | 01/10/2012 | Carry forward orthodontic activity (UOA) | 0 |
| Contract end date | 29/05/2020 | Baseline contract value | £236,448.25 |

| ACCESS | Contract | England and Wales |
|----------------------------------------------|----------|-------------------|
| 24 month ratio of assessments to patient IDs | 1.02 | 1.07 |

| ACTIVITY | Contract |
|-------------------------------------------------------------------------------------------|----------|
| Contract assess and fit appliances (case starts) as a percentage of Area Team case starts | 1.5 % |

Cumulative percentage of contracted UOA delivered 2019 & 2020



| Month | Adjusted Scheduled Activity (UOA) | | |
|-----------|-----------------------------------|-------|-------|
| | 2018 | 2019 | 2020 |
| April | 22 | 0 | 42 |
| May | 348 | 2 | 168 |
| June | 648 | 125 | 336 |
| July | 891 | 494 | 716 |
| August | 1,254 | 772 | 1,206 |
| September | 1,612 | 1,150 | 1,483 |
| October | 1,911 | 1,572 | |
| November | 2,398 | 2,581 | |
| December | 2,567 | 2,965 | |
| January | 2,759 | 3,280 | |
| February | 3,228 | 3,604 | |
| March | 3,822 | 3,923 | |
| April | 3,931 | 3,924 | |
| May | 3,973 | 3,966 | |
| June | 3,973 | 3,966 | |

QUANTITY METRICS (rolling 12 month period)

| | Contract Quantity | Contract Base Number | Contract * | Area Team | Region | England |
|----------------------------------------------------------------------------------|-------------------|----------------------|------------|-----------|--------|---------|
| % of all assessments that were assess and fit appliances (case starts) | 209 | 262 | 79.8% | 59.6% | 56.3% | 57.9% |
| % of all assessments that were assess and refuse | 51 | 262 | 19.5% | 12.5% | 11.8% | 12.4% |
| % of all assessments that were assess and review | 2 | 262 | 0.8% | 27.9% | 31.9% | 29.7% |
| % of case starts with a reported IOTN of 3 and Aesthetic Component of 5 or below | 0 | 209 | N/A | 0.2% | 0.2% | 0.1% |
| % of case starts with a reported IOTN of 3 and Aesthetic Component of 6 or above | 4 | 209 | 1.9% | 5.1% | 4.0% | 4.0% |
| % of case starts with a reported IOTN of 4 | 165 | 209 | 78.9% | 76.0% | 76.4% | 78.0% |
| % of case starts with a reported IOTN of 5 | 40 | 209 | 19.1% | 18.3% | 17.9% | 16.6 % |
| % of concluded courses in receipt of dual-arch fixed appliances | 61 | 118 | 51.7% | 68.0% | 70.6% | 74.0% |
| % of concluded courses where treatment was abandoned or discontinued | 7 | 118 | 5.9% | 10.6% | 9.8% | 8.5% |
| % of patients satisfied with the treatment they have received | 0 | 0 | N/A | 98.1% | 94.8% | 95.5% |

* Figures in italics indicate that the base number is less than 100.

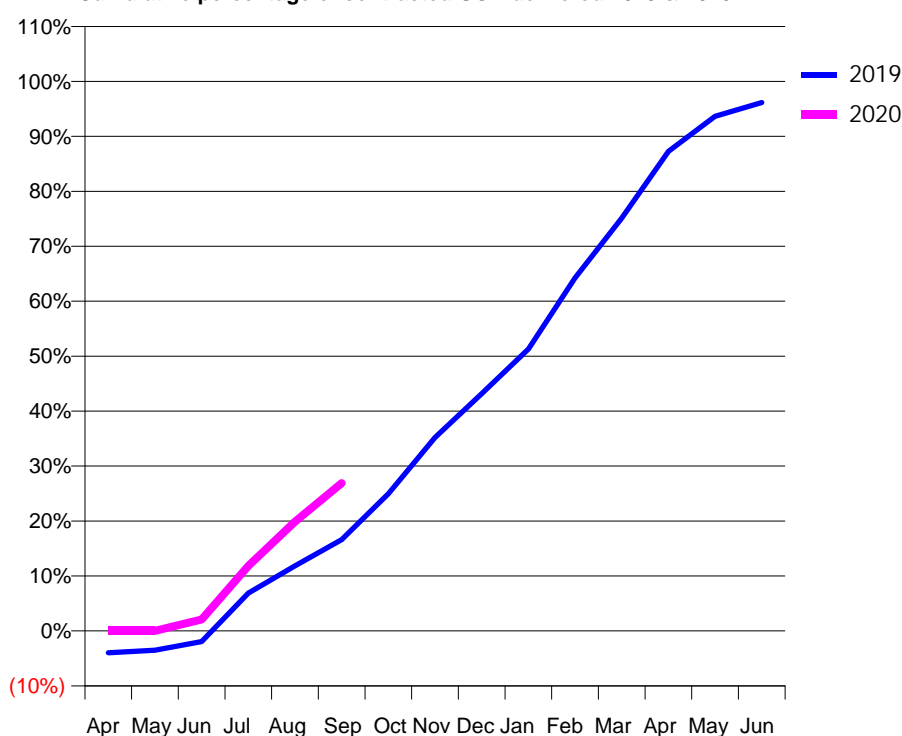
Q58 - Vital Signs Orthodontic At a Glance Contract Report for 126462/0001 - September 2019

| | | | |
|----------------------|------------------------------------|---------------------------------------------|---------------|
| Name or company name | Hitchin Orthodontic Clinic Limited | 19/20 Contracted general activity (UDA) | 0 |
| Contract type name | PDS Contract | Carry forward general activity (UDA) | 0 |
| Purpose of contract | Orthodontic | 19/20 Contracted orthodontic activity (UOA) | 18,983 |
| Contract start date | 18/06/2010 | Carry forward orthodontic activity (UOA) | 0 |
| Contract end date | 03/04/2020 | Baseline contract value | £1,211,336.77 |

| ACCESS | Contract | England and Wales |
|----------------------------------------------|----------|-------------------|
| 24 month ratio of assessments to patient IDs | 1.00 | 1.07 |

| ACTIVITY | Contract |
|-------------------------------------------------------------------------------------------|----------|
| Contract assess and fit appliances (case starts) as a percentage of Area Team case starts | 6.6 % |

Cumulative percentage of contracted UOA delivered 2019 & 2020



| Month | Adjusted Scheduled Activity (UOA) | | |
|-----------|-----------------------------------|--------|-------|
| | 2018 | 2019 | 2020 |
| April | -586 | -757 | 0 |
| May | 39 | -670 | 0 |
| June | 446 | -372 | 400 |
| July | 2,438 | 1,312 | 2,248 |
| August | 3,004 | 2,249 | 3,773 |
| September | 4,063 | 3,152 | 5,105 |
| October | 5,292 | 4,744 | |
| November | 6,421 | 6,681 | |
| December | 7,737 | 8,198 | |
| January | 10,169 | 9,734 | |
| February | 12,228 | 12,190 | |
| March | 14,832 | 14,262 | |
| April | 17,108 | 16,565 | |
| May | 18,226 | 17,773 | |
| June | 18,226 | 18,249 | |

QUANTITY METRICS (rolling 12 month period)

| | Contract Quantity | Contract Base Number | Contract * | Area Team | Region | England |
|----------------------------------------------------------------------------------|-------------------|----------------------|------------|-----------|--------|---------|
| % of all assessments that were assess and fit appliances (case starts) | 956 | 1,360 | 70.3% | 59.6% | 56.3% | 57.9% |
| % of all assessments that were assess and refuse | 376 | 1,360 | 27.6% | 12.5% | 11.8% | 12.4% |
| % of all assessments that were assess and review | 28 | 1,360 | 2.1% | 27.9% | 31.9% | 29.7% |
| % of case starts with a reported IOTN of 3 and Aesthetic Component of 5 or below | 5 | 956 | 0.5% | 0.2% | 0.2% | 0.1% |
| % of case starts with a reported IOTN of 3 and Aesthetic Component of 6 or above | 55 | 956 | 5.8% | 5.1% | 4.0% | 4.0% |
| % of case starts with a reported IOTN of 4 | 700 | 956 | 73.2% | 76.0% | 76.4% | 78.0% |
| % of case starts with a reported IOTN of 5 | 192 | 956 | 20.1% | 18.3% | 17.9% | 16.6 % |
| % of concluded courses in receipt of dual-arch fixed appliances | 644 | 729 | 88.3% | 68.0% | 70.6% | 74.0% |
| % of concluded courses where treatment was abandoned or discontinued | 31 | 729 | 4.3% | 10.6% | 9.8% | 8.5% |
| % of patients satisfied with the treatment they have received | 3 | 3 | 100.0% | 98.1% | 94.8% | 95.5% |

* Figures in italics indicate that the base number is less than 100.

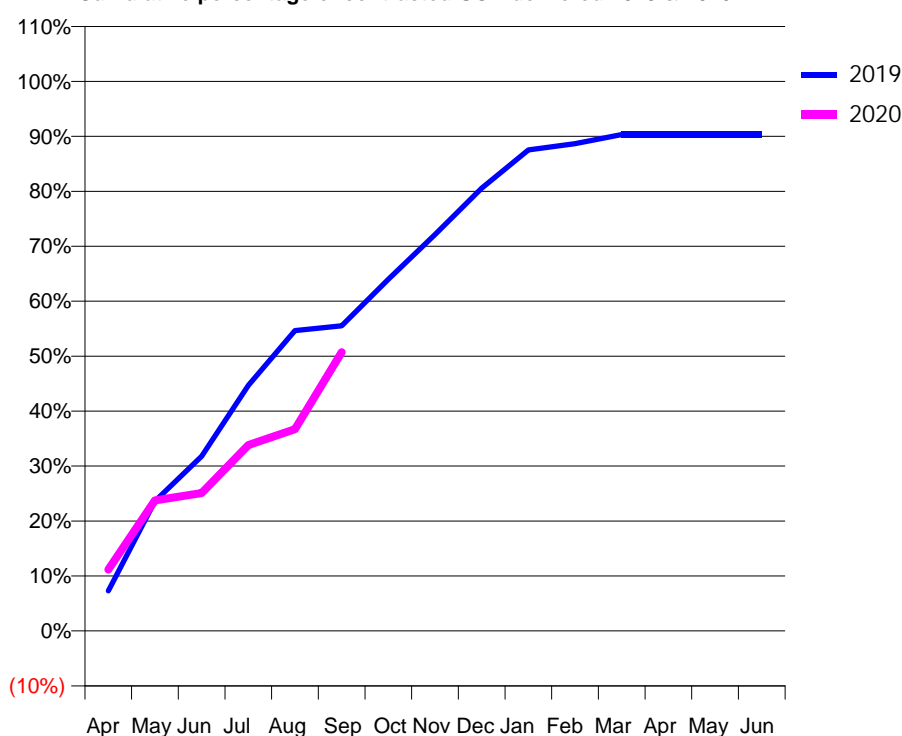
Q58 - Vital Signs Orthodontic At a Glance Contract Report for 138134/0001 - September 2019

| | | | |
|----------------------|-------------------------------------|---------------------------------------------|-------------|
| Name or company name | Smile Creations Innovations Limited | 19/20 Contracted general activity (UDA) | 0 |
| Contract type name | PDS Contract | Carry forward general activity (UDA) | 0 |
| Purpose of contract | Orthodontic | 19/20 Contracted orthodontic activity (UOA) | 4,694 |
| Contract start date | 02/12/2013 | Carry forward orthodontic activity (UOA) | 0 |
| Contract end date | 29/05/2020 | Baseline contract value | £293,889.83 |

| ACCESS | Contract | England and Wales |
|----------------------------------------------|----------|-------------------|
| 24 month ratio of assessments to patient IDs | 1.06 | 1.07 |

| ACTIVITY | Contract |
|-------------------------------------------------------------------------------------------|----------|
| Contract assess and fit appliances (case starts) as a percentage of Area Team case starts | 1.3 % |

Cumulative percentage of contracted UOA delivered 2019 & 2020



| Month | Adjusted Scheduled Activity (UOA) | | |
|-----------|-----------------------------------|-------|-------|
| | 2018 | 2019 | 2020 |
| April | 0 | 387 | 525 |
| May | 976 | 1,252 | 1,115 |
| June | 1,369 | 1,687 | 1,178 |
| July | 2,385 | 2,371 | 1,588 |
| August | 3,008 | 2,901 | 1,723 |
| September | 3,557 | 2,946 | 2,381 |
| October | 4,346 | 3,397 | |
| November | 4,745 | 3,827 | |
| December | 4,749 | 4,275 | |
| January | 4,758 | 4,644 | |
| February | 4,808 | 4,705 | |
| March | 4,808 | 4,793 | |
| April | 4,821 | 4,794 | |
| May | 4,821 | 4,794 | |
| June | 4,821 | 4,794 | |

QUANTITY METRICS (rolling 12 month period)

| | Contract Quantity | Contract Base Number | Contract * | Area Team | Region | England |
|----------------------------------------------------------------------------------|-------------------|----------------------|------------|-----------|--------|---------|
| % of all assessments that were assess and fit appliances (case starts) | 189 | 579 | 32.6% | 59.6% | 56.3% | 57.9% |
| % of all assessments that were assess and refuse | 93 | 579 | 16.1% | 12.5% | 11.8% | 12.4% |
| % of all assessments that were assess and review | 297 | 579 | 51.3% | 27.9% | 31.9% | 29.7% |
| % of case starts with a reported IOTN of 3 and Aesthetic Component of 5 or below | 0 | 189 | N/A | 0.2% | 0.2% | 0.1% |
| % of case starts with a reported IOTN of 3 and Aesthetic Component of 6 or above | 29 | 189 | 15.3% | 5.1% | 4.0% | 4.0% |
| % of case starts with a reported IOTN of 4 | 105 | 189 | 55.6% | 76.0% | 76.4% | 78.0% |
| % of case starts with a reported IOTN of 5 | 55 | 189 | 29.1% | 18.3% | 17.9% | 16.6% |
| % of concluded courses in receipt of dual-arch fixed appliances | 201 | 229 | 87.8% | 68.0% | 70.6% | 74.0% |
| % of concluded courses where treatment was abandoned or discontinued | 17 | 229 | 7.4% | 10.6% | 9.8% | 8.5% |
| % of patients satisfied with the treatment they have received | 0 | 0 | N/A | 98.1% | 94.8% | 95.5% |

* Figures in italics indicate that the base number is less than 100.

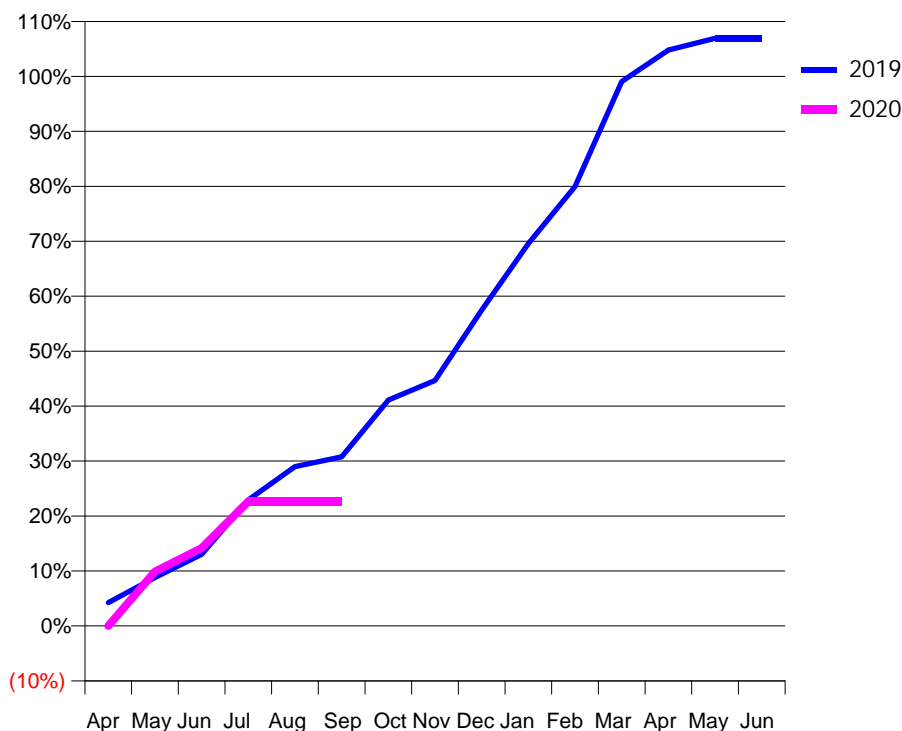
Q58 - Vital Signs Orthodontic At a Glance Contract Report for 139149/0001 - September 2019

| | | | |
|----------------------|----------------------------------|---------------------------------------------|-------------|
| Name or company name | Harpden Orthodontic Care Limited | 19/20 Contracted general activity (UDA) | 0 |
| Contract type name | PDS Contract | Carry forward general activity (UDA) | 0 |
| Purpose of contract | Orthodontic | 19/20 Contracted orthodontic activity (UOA) | 5,956 |
| Contract start date | 01/04/2009 | Carry forward orthodontic activity (UOA) | 0 |
| Contract end date | 03/04/2020 | Baseline contract value | £380,069.33 |

| ACCESS | Contract | England and Wales |
|----------------------------------------------|----------|-------------------|
| 24 month ratio of assessments to patient IDs | 1.04 | 1.07 |

| ACTIVITY | Contract |
|-------------------------------------------------------------------------------------------|----------|
| Contract assess and fit appliances (case starts) as a percentage of Area Team case starts | 2.1 % |

Cumulative percentage of contracted UOA delivered 2019 & 2020



| Month | Adjusted Scheduled Activity (UOA) | | |
|-----------|-----------------------------------|-------|-------|
| | 2018 | 2019 | 2020 |
| April | 0 | 252 | 0 |
| May | 295 | 525 | 589 |
| June | 444 | 777 | 845 |
| July | 787 | 1,366 | 1,351 |
| August | 1,218 | 1,727 | 1,351 |
| September | 2,431 | 1,832 | 1,351 |
| October | 2,908 | 2,447 | |
| November | 3,244 | 2,660 | |
| December | 3,412 | 3,424 | |
| January | 3,475 | 4,144 | |
| February | 3,727 | 4,762 | |
| March | 5,436 | 5,901 | |
| April | 5,982 | 6,241 | |
| May | 5,982 | 6,367 | |
| June | 5,982 | 6,368 | |

QUANTITY METRICS (rolling 12 month period)

| | Contract Quantity | Contract Base Number | Contract * | Area Team | Region | England |
|----------------------------------------------------------------------------------|-------------------|----------------------|------------|-----------|--------|---------|
| % of all assessments that were assess and fit appliances (case starts) | 296 | 334 | 88.6% | 59.6% | 56.3% | 57.9% |
| % of all assessments that were assess and refuse | 7 | 334 | 2.1% | 12.5% | 11.8% | 12.4% |
| % of all assessments that were assess and review | 31 | 334 | 9.3% | 27.9% | 31.9% | 29.7% |
| % of case starts with a reported IOTN of 3 and Aesthetic Component of 5 or below | 1 | 296 | 0.3% | 0.2% | 0.2% | 0.1% |
| % of case starts with a reported IOTN of 3 and Aesthetic Component of 6 or above | 13 | 296 | 4.4% | 5.1% | 4.0% | 4.0% |
| % of case starts with a reported IOTN of 4 | 213 | 296 | 72.0% | 76.0% | 76.4% | 78.0% |
| % of case starts with a reported IOTN of 5 | 68 | 296 | 23.0% | 18.3% | 17.9% | 16.6 % |
| % of concluded courses in receipt of dual-arch fixed appliances | 246 | 293 | 84.0% | 68.0% | 70.6% | 74.0% |
| % of concluded courses where treatment was abandoned or discontinued | 30 | 293 | 10.2% | 10.6% | 9.8% | 8.5% |
| % of patients satisfied with the treatment they have received | 0 | 0 | N/A | 98.1% | 94.8% | 95.5% |

* Figures in italics indicate that the base number is less than 100.

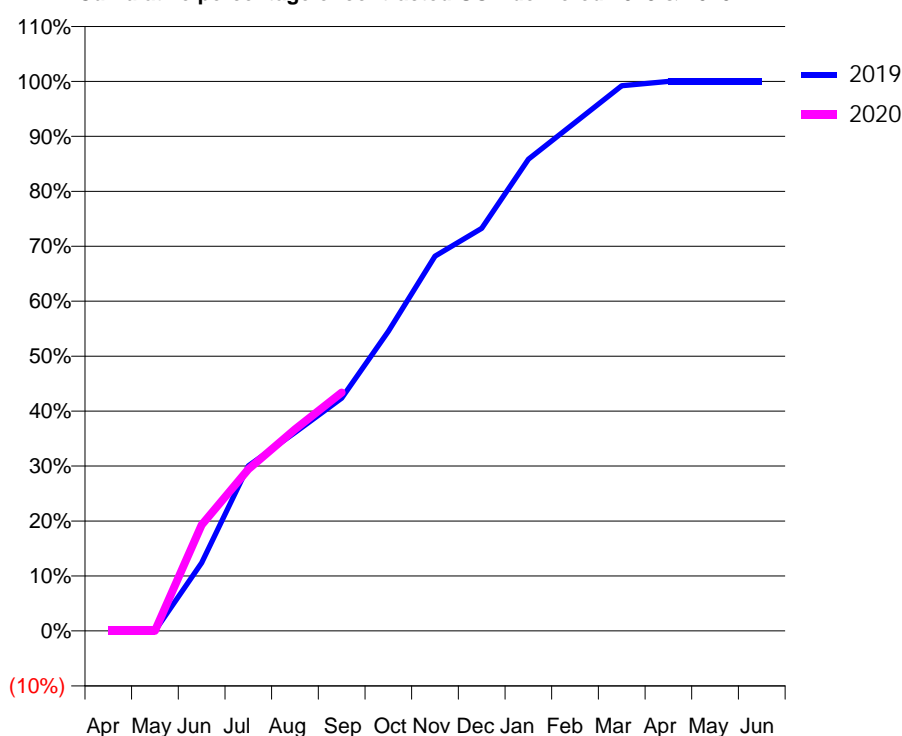
Q58 - Vital Signs Orthodontic At a Glance Contract Report for 147419/0001 - September 2019

| | | | |
|----------------------|----------------------------------------|---------------------------------------------|-------------|
| Name or company name | Rickmansworth Orthodontic Practice Ltd | 19/20 Contracted general activity (UDA) | 0 |
| Contract type name | PDS Contract | Carry forward general activity (UDA) | 0 |
| Purpose of contract | Orthodontic | 19/20 Contracted orthodontic activity (UOA) | 10,376 |
| Contract start date | 01/04/2010 | Carry forward orthodontic activity (UOA) | 0 |
| Contract end date | 03/04/2020 | Baseline contract value | £662,126.39 |

| ACCESS | Contract | England and Wales |
|----------------------------------------------|----------|-------------------|
| 24 month ratio of assessments to patient IDs | 1.00 | 1.07 |

| ACTIVITY | Contract |
|-------------------------------------------------------------------------------------------|----------|
| Contract assess and fit appliances (case starts) as a percentage of Area Team case starts | 3.4 % |

Cumulative percentage of contracted UOA delivered 2019 & 2020



| Month | Adjusted Scheduled Activity (UOA) | | |
|-----------|-----------------------------------|--------|-------|
| | 2018 | 2019 | 2020 |
| April | 0 | 0 | 0 |
| May | 570 | 0 | 0 |
| June | 1,519 | 1,285 | 2,003 |
| July | 2,464 | 3,115 | 3,052 |
| August | 3,437 | 3,745 | 3,805 |
| September | 4,499 | 4,396 | 4,502 |
| October | 5,847 | 5,660 | |
| November | 6,632 | 7,076 | |
| December | 7,493 | 7,601 | |
| January | 8,417 | 8,907 | |
| February | 9,367 | 9,599 | |
| March | 10,194 | 10,292 | |
| April | 10,376 | 10,376 | |
| May | 10,376 | 10,376 | |
| June | 10,376 | 10,376 | |

QUANTITY METRICS (rolling 12 month period)

| | Contract Quantity | Contract Base Number | Contract * | Area Team | Region | England |
|----------------------------------------------------------------------------------|-------------------|----------------------|------------|-----------|--------|---------|
| % of all assessments that were assess and fit appliances (case starts) | 494 | 738 | 66.9% | 59.6% | 56.3% | 57.9% |
| % of all assessments that were assess and refuse | 70 | 738 | 9.5% | 12.5% | 11.8% | 12.4% |
| % of all assessments that were assess and review | 174 | 738 | 23.6% | 27.9% | 31.9% | 29.7% |
| % of case starts with a reported IOTN of 3 and Aesthetic Component of 5 or below | 0 | 494 | N/A | 0.2% | 0.2% | 0.1% |
| % of case starts with a reported IOTN of 3 and Aesthetic Component of 6 or above | 4 | 494 | 0.8% | 5.1% | 4.0% | 4.0% |
| % of case starts with a reported IOTN of 4 | 371 | 494 | 75.1% | 76.0% | 76.4% | 78.0% |
| % of case starts with a reported IOTN of 5 | 119 | 494 | 24.1% | 18.3% | 17.9% | 16.6 % |
| % of concluded courses in receipt of dual-arch fixed appliances | 435 | 455 | 95.6% | 68.0% | 70.6% | 74.0% |
| % of concluded courses where treatment was abandoned or discontinued | 12 | 455 | 2.6% | 10.6% | 9.8% | 8.5% |
| % of patients satisfied with the treatment they have received | 2 | 2 | 100.0% | 98.1% | 94.8% | 95.5% |

* Figures in italics indicate that the base number is less than 100.

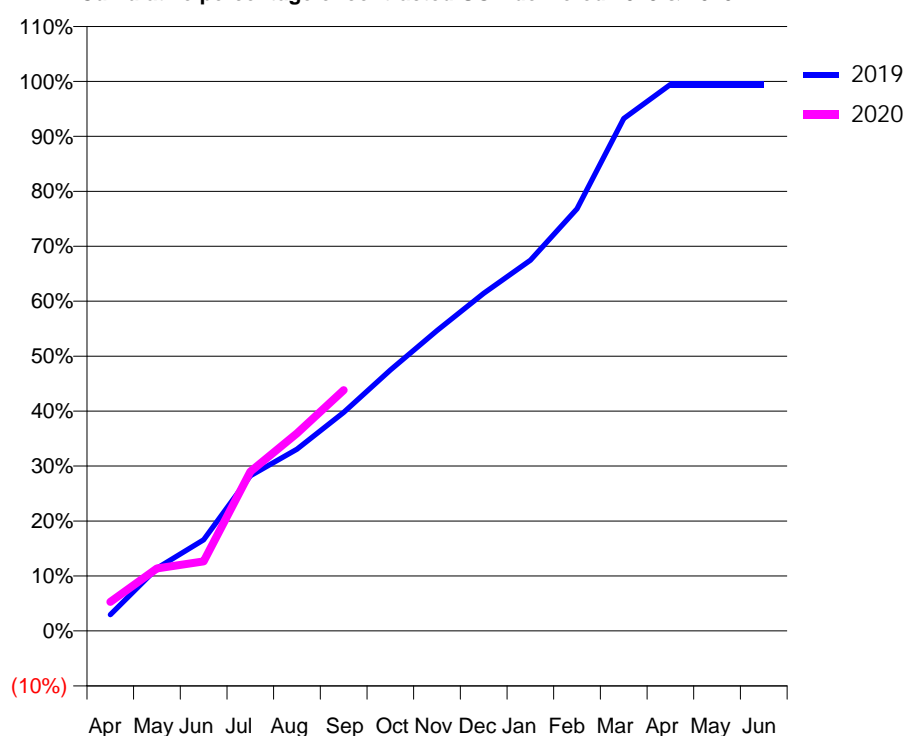
Q58 - Vital Signs Orthodontic At a Glance Contract Report for 148407/0001 - September 2019

| | | | |
|----------------------|----------------------------|---------------------------------------------|---------------|
| Name or company name | Harpenden Orthodontics LLP | 19/20 Contracted general activity (UDA) | 0 |
| Contract type name | PDS Contract | Carry forward general activity (UDA) | 0 |
| Purpose of contract | Orthodontic | 19/20 Contracted orthodontic activity (UOA) | 27,721 |
| Contract start date | 01/04/2009 | Carry forward orthodontic activity (UOA) | 0 |
| Contract end date | 03/04/2020 | Baseline contract value | £1,748,424.72 |

| ACCESS | Contract | England and Wales |
|----------------------------------------------|----------|-------------------|
| 24 month ratio of assessments to patient IDs | 1.01 | 1.07 |

| ACTIVITY | Contract |
|-------------------------------------------------------------------------------------------|----------|
| Contract assess and fit appliances (case starts) as a percentage of Area Team case starts | 9.5 % |

Cumulative percentage of contracted UOA delivered 2019 & 2020



| Month | Adjusted Scheduled Activity (UOA) | | |
|-----------|-----------------------------------|--------|--------|
| | 2018 | 2019 | 2020 |
| April | -371 | 823 | 1,465 |
| May | 1,922 | 3,158 | 3,154 |
| June | 3,385 | 4,598 | 3,506 |
| July | 5,952 | 7,829 | 8,038 |
| August | 7,552 | 9,167 | 9,966 |
| September | 10,025 | 11,023 | 12,148 |
| October | 12,776 | 13,164 | |
| November | 15,025 | 15,152 | |
| December | 17,184 | 17,028 | |
| January | 19,036 | 18,702 | |
| February | 22,578 | 21,295 | |
| March | 26,759 | 25,840 | |
| April | 27,669 | 27,566 | |
| May | 27,669 | 27,566 | |
| June | 27,669 | 27,566 | |

QUANTITY METRICS (rolling 12 month period)

| | Contract Quantity | Contract Base Number | Contract * | Area Team | Region | England |
|----------------------------------------------------------------------------------|-------------------|----------------------|------------|-----------|--------|---------|
| % of all assessments that were assess and fit appliances (case starts) | 1,371 | 2,014 | 68.1% | 59.6% | 56.3% | 57.9% |
| % of all assessments that were assess and refuse | 197 | 2,014 | 9.8% | 12.5% | 11.8% | 12.4% |
| % of all assessments that were assess and review | 446 | 2,014 | 22.1% | 27.9% | 31.9% | 29.7% |
| % of case starts with a reported IOTN of 3 and Aesthetic Component of 5 or below | 4 | 1,371 | 0.3% | 0.2% | 0.2% | 0.1% |
| % of case starts with a reported IOTN of 3 and Aesthetic Component of 6 or above | 71 | 1,371 | 5.2% | 5.1% | 4.0% | 4.0% |
| % of case starts with a reported IOTN of 4 | 1,043 | 1,371 | 76.1% | 76.0% | 76.4% | 78.0% |
| % of case starts with a reported IOTN of 5 | 248 | 1,371 | 18.1% | 18.3% | 17.9% | 16.6 % |
| % of concluded courses in receipt of dual-arch fixed appliances | 1,230 | 1,420 | 86.6% | 68.0% | 70.6% | 74.0% |
| % of concluded courses where treatment was abandoned or discontinued | 88 | 1,420 | 6.2% | 10.6% | 9.8% | 8.5% |
| % of patients satisfied with the treatment they have received | 2 | 2 | 100.0% | 98.1% | 94.8% | 95.5% |

* Figures in italics indicate that the base number is less than 100.

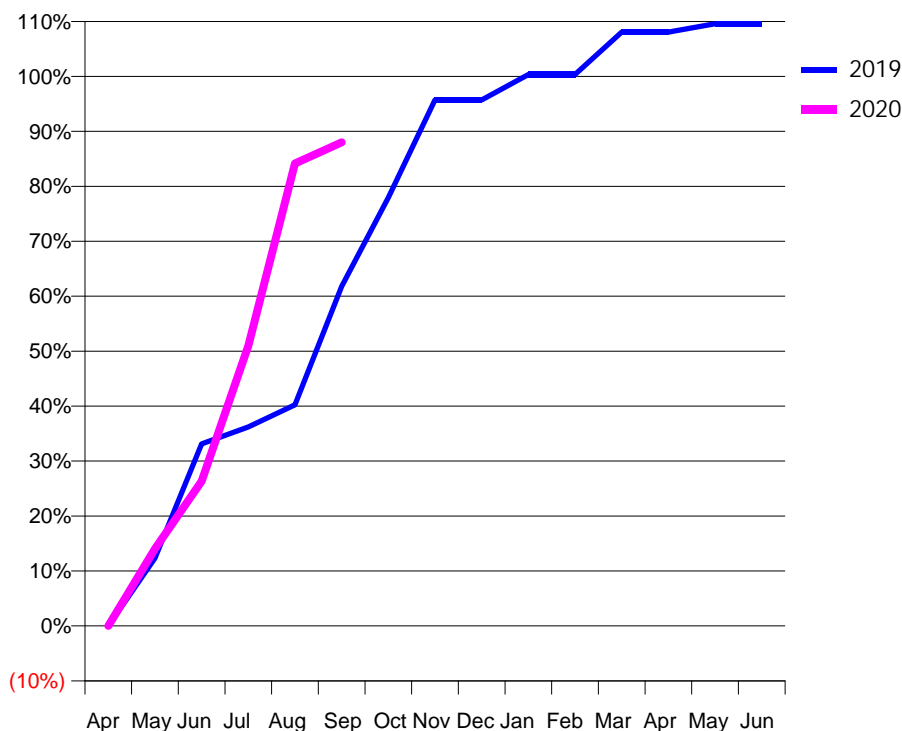
Q58 - Vital Signs Orthodontic At a Glance Contract Report for 153559/0001 - September 2019

| | | | |
|----------------------|----------------------------------|---------------------------------------------|-------------|
| Name or company name | Borehamwood Ortho Clinic Limited | 19/20 Contracted general activity (UDA) | 0 |
| Contract type name | PDS Contract | Carry forward general activity (UDA) | 0 |
| Purpose of contract | Orthodontic | 19/20 Contracted orthodontic activity (UOA) | 2,725 |
| Contract start date | 01/04/2008 | Carry forward orthodontic activity (UOA) | 0 |
| Contract end date | 03/04/2020 | Baseline contract value | £173,879.54 |

| ACCESS | Contract | England and Wales |
|----------------------------------------------|----------|-------------------|
| 24 month ratio of assessments to patient IDs | 1.00 | 1.07 |

| ACTIVITY | Contract |
|-------------------------------------------------------------------------------------------|----------|
| Contract assess and fit appliances (case starts) as a percentage of Area Team case starts | 1.2 % |

Cumulative percentage of contracted UOA delivered 2019 & 2020



| Month | Adjusted Scheduled Activity (UOA) | | |
|-----------|-----------------------------------|-------|-------|
| | 2018 | 2019 | 2020 |
| April | 0 | 0 | 0 |
| May | 483 | 336 | 382 |
| June | 588 | 903 | 718 |
| July | 1,517 | 987 | 1,390 |
| August | 2,194 | 1,096 | 2,293 |
| September | 2,404 | 1,684 | 2,398 |
| October | 2,719 | 2,125 | |
| November | 2,803 | 2,608 | |
| December | 2,803 | 2,608 | |
| January | 2,803 | 2,734 | |
| February | 2,803 | 2,734 | |
| March | 2,803 | 2,944 | |
| April | 2,803 | 2,944 | |
| May | 2,803 | 2,986 | |
| June | 2,803 | 2,986 | |

QUANTITY METRICS (rolling 12 month period)

| | Contract Quantity | Contract Base Number | Contract * | Area Team | Region | England |
|----------------------------------------------------------------------------------|-------------------|----------------------|------------|-----------|--------|---------|
| % of all assessments that were assess and fit appliances (case starts) | 177 | 177 | 100.0% | 59.6% | 56.3% | 57.9% |
| % of all assessments that were assess and refuse | 0 | 177 | 0.0% | 12.5% | 11.8% | 12.4% |
| % of all assessments that were assess and review | 0 | 177 | 0.0% | 27.9% | 31.9% | 29.7% |
| % of case starts with a reported IOTN of 3 and Aesthetic Component of 5 or below | 0 | 177 | N/A | 0.2% | 0.2% | 0.1% |
| % of case starts with a reported IOTN of 3 and Aesthetic Component of 6 or above | 10 | 177 | 5.6% | 5.1% | 4.0% | 4.0% |
| % of case starts with a reported IOTN of 4 | 140 | 177 | 79.1% | 76.0% | 76.4% | 78.0% |
| % of case starts with a reported IOTN of 5 | 26 | 177 | 14.7% | 18.3% | 17.9% | 16.6 % |
| % of concluded courses in receipt of dual-arch fixed appliances | 0 | 354 | N/A | 68.0% | 70.6% | 74.0% |
| % of concluded courses where treatment was abandoned or discontinued | 38 | 354 | 10.7% | 10.6% | 9.8% | 8.5% |
| % of patients satisfied with the treatment they have received | 1 | 1 | 100.0% | 98.1% | 94.8% | 95.5% |

* Figures in italics indicate that the base number is less than 100.

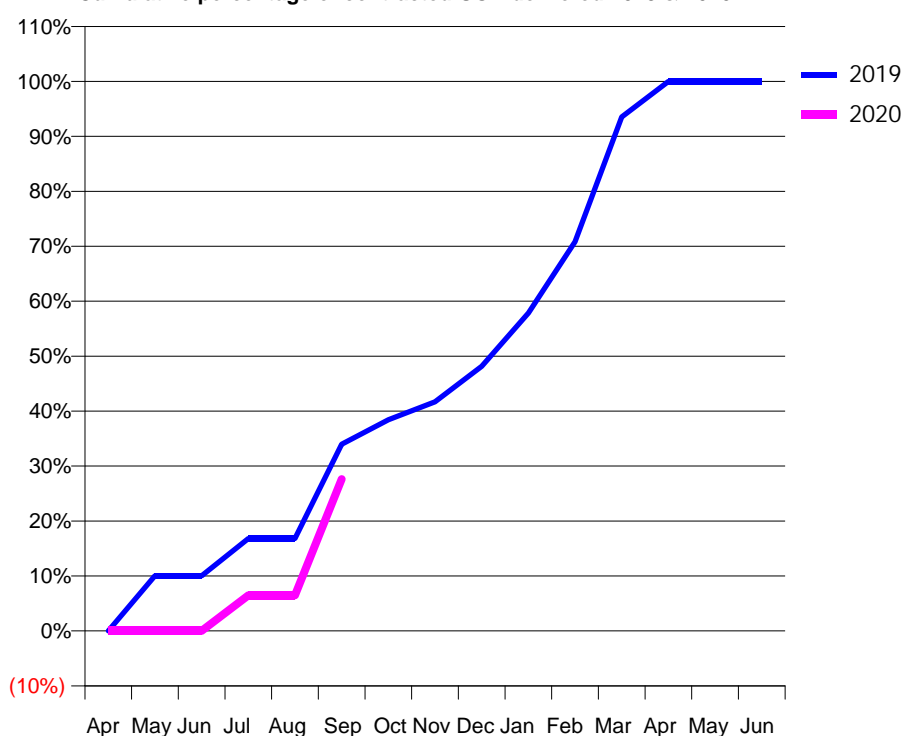
Q58 - Vital Signs Orthodontic At a Glance Contract Report for 155438/0003 - September 2019

| | | | |
|----------------------|-------------------------|---------------------------------------------|-------------|
| Name or company name | Syteldent Ltd | 19/20 Contracted general activity (UDA) | 23,050 |
| Contract type name | GDS Contract | Carry forward general activity (UDA) | 0 |
| Purpose of contract | General and Orthodontic | 19/20 Contracted orthodontic activity (UOA) | 648 |
| Contract start date | 01/08/2008 | Carry forward orthodontic activity (UOA) | 0 |
| Contract end date | | Baseline contract value | £637,912.95 |

| ACCESS | Contract | England and Wales |
|----------------------------------------------|----------|-------------------|
| 24 month ratio of assessments to patient IDs | 1.04 | 1.07 |

| ACTIVITY | Contract |
|-------------------------------------------------------------------------------------------|----------|
| Contract assess and fit appliances (case starts) as a percentage of Area Team case starts | 0.2 % |

Cumulative percentage of contracted UOA delivered 2019 & 2020



| Month | Adjusted Scheduled Activity (UOA) | | |
|-----------|-----------------------------------|------|------|
| | 2018 | 2019 | 2020 |
| April | -6 | 0 | 0 |
| May | 57 | 65 | 0 |
| June | 100 | 65 | 0 |
| July | 167 | 109 | 42 |
| August | 167 | 109 | 42 |
| September | 279 | 220 | 179 |
| October | 321 | 249 | |
| November | 329 | 270 | |
| December | 456 | 312 | |
| January | 477 | 375 | |
| February | 566 | 459 | |
| March | 629 | 606 | |
| April | 650 | 648 | |
| May | 650 | 648 | |
| June | 650 | 648 | |

QUANTITY METRICS (rolling 12 month period)

| | Contract Quantity | Contract Base Number | Contract * | Area Team | Region | England |
|----------------------------------------------------------------------------------|-------------------|----------------------|------------|-----------|--------|---------|
| % of all assessments that were assess and fit appliances (case starts) | 29 | 45 | 64.4% | 59.6% | 56.3% | 57.9% |
| % of all assessments that were assess and refuse | 9 | 45 | 20.0% | 12.5% | 11.8% | 12.4% |
| % of all assessments that were assess and review | 7 | 45 | 15.6% | 27.9% | 31.9% | 29.7% |
| % of case starts with a reported IOTN of 3 and Aesthetic Component of 5 or below | 0 | 29 | <i>N/A</i> | 0.2% | 0.2% | 0.1% |
| % of case starts with a reported IOTN of 3 and Aesthetic Component of 6 or above | 1 | 29 | 3.4% | 5.1% | 4.0% | 4.0% |
| % of case starts with a reported IOTN of 4 | 25 | 29 | 86.2% | 76.0% | 76.4% | 78.0% |
| % of case starts with a reported IOTN of 5 | 3 | 29 | 10.3% | 18.3% | 17.9% | 16.6% |
| % of concluded courses in receipt of dual-arch fixed appliances | 16 | 28 | 57.1% | 68.0% | 70.6% | 74.0% |
| % of concluded courses where treatment was abandoned or discontinued | 6 | 28 | 21.4% | 10.6% | 9.8% | 8.5% |
| % of patients satisfied with the treatment they have received | 0 | 0 | <i>N/A</i> | 98.1% | 94.8% | 95.5% |

* Figures in italics indicate that the base number is less than 100.

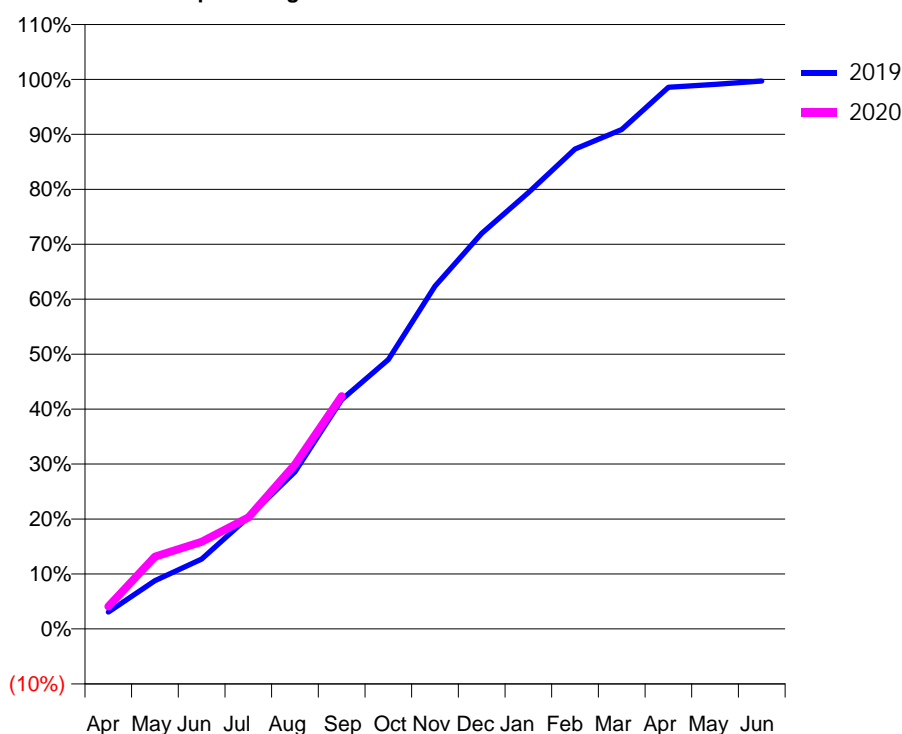
Q58 - Vital Signs Orthodontic At a Glance Contract Report for 166901/0002 - September 2019

| | | | |
|----------------------|---------------------|---------------------------------------------|-------------|
| Name or company name | Purely Orthodontics | 19/20 Contracted general activity (UDA) | 0 |
| Contract type name | PDS Contract | Carry forward general activity (UDA) | 0 |
| Purpose of contract | Orthodontic | 19/20 Contracted orthodontic activity (UOA) | 10,707 |
| Contract start date | 08/08/2007 | Carry forward orthodontic activity (UOA) | 33 |
| Contract end date | 01/05/2020 | Baseline contract value | £677,977.07 |

| ACCESS | Contract | England and Wales |
|----------------------------------------------|----------|-------------------|
| 24 month ratio of assessments to patient IDs | 1.02 | 1.07 |

| ACTIVITY | Contract |
|-------------------------------------------------------------------------------------------|----------|
| Contract assess and fit appliances (case starts) as a percentage of Area Team case starts | 3.6 % |

Cumulative percentage of contracted UOA delivered 2019 & 2020



| Month | Adjusted Scheduled Activity (UOA) | | |
|-----------|-----------------------------------|--------|-------|
| | 2018 | 2019 | 2020 |
| April | 9 | 328 | 438 |
| May | 840 | 938 | 1,410 |
| June | 1,482 | 1,359 | 1,697 |
| July | 2,405 | 2,179 | 2,173 |
| August | 3,647 | 3,061 | 3,206 |
| September | 4,456 | 4,469 | 4,536 |
| October | 5,132 | 5,251 | |
| November | 6,048 | 6,679 | |
| December | 6,613 | 7,708 | |
| January | 7,269 | 8,500 | |
| February | 8,824 | 9,349 | |
| March | 10,298 | 9,728 | |
| April | 10,571 | 10,553 | |
| May | 10,635 | 10,610 | |
| June | 10,636 | 10,674 | |

QUANTITY METRICS (rolling 12 month period)

| | Contract Quantity | Contract Base Number | Contract * | Area Team | Region | England |
|----------------------------------------------------------------------------------|-------------------|----------------------|------------|-----------|--------|---------|
| % of all assessments that were assess and fit appliances (case starts) | 514 | 827 | 62.2% | 59.6% | 56.3% | 57.9% |
| % of all assessments that were assess and refuse | 88 | 827 | 10.6% | 12.5% | 11.8% | 12.4% |
| % of all assessments that were assess and review | 225 | 827 | 27.2% | 27.9% | 31.9% | 29.7% |
| % of case starts with a reported IOTN of 3 and Aesthetic Component of 5 or below | 0 | 514 | N/A | 0.2% | 0.2% | 0.1% |
| % of case starts with a reported IOTN of 3 and Aesthetic Component of 6 or above | 14 | 514 | 2.7% | 5.1% | 4.0% | 4.0% |
| % of case starts with a reported IOTN of 4 | 392 | 514 | 76.3% | 76.0% | 76.4% | 78.0% |
| % of case starts with a reported IOTN of 5 | 107 | 514 | 20.8% | 18.3% | 17.9% | 16.6 % |
| % of concluded courses in receipt of dual-arch fixed appliances | 364 | 407 | 89.4% | 68.0% | 70.6% | 74.0% |
| % of concluded courses where treatment was abandoned or discontinued | 34 | 407 | 8.4% | 10.6% | 9.8% | 8.5% |
| % of patients satisfied with the treatment they have received | 2 | 2 | 100.0% | 98.1% | 94.8% | 95.5% |

* Figures in italics indicate that the base number is less than 100.

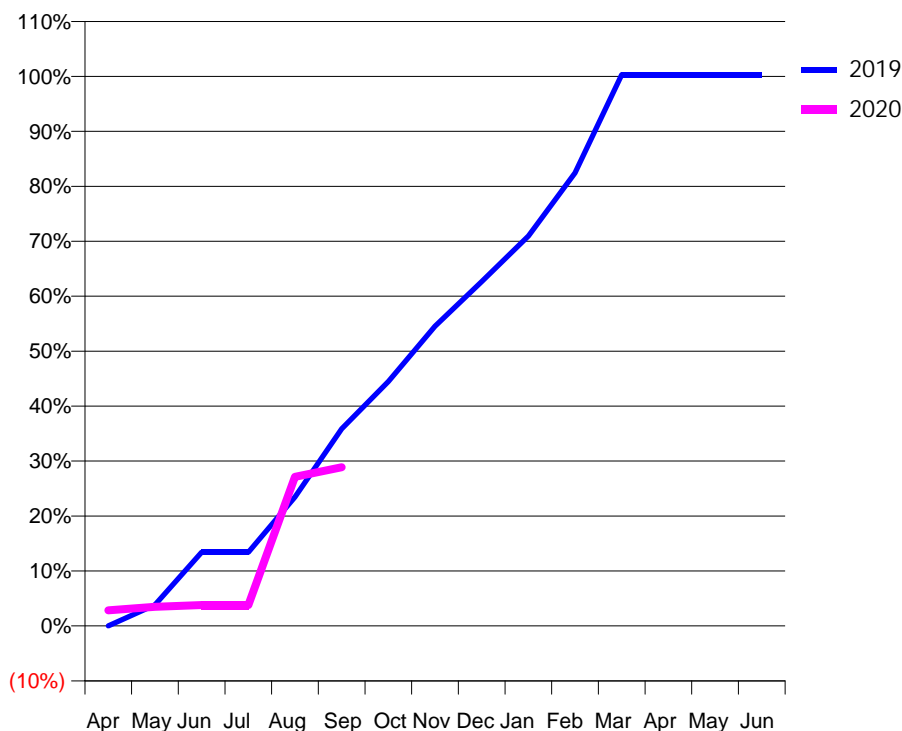
Q58 - Vital Signs Orthodontic At a Glance Contract Report for 167045/0001 - September 2019

| | | | |
|----------------------|-----------------------------|---------------------------------------------|-------------|
| Name or company name | QUALITY DENTAL CARE LIMITED | 19/20 Contracted general activity (UDA) | 18,500 |
| Contract type name | GDS Contract | Carry forward general activity (UDA) | 0 |
| Purpose of contract | General and Orthodontic | 19/20 Contracted orthodontic activity (UOA) | 4,389 |
| Contract start date | 05/02/2008 | Carry forward orthodontic activity (UOA) | -14 |
| Contract end date | | Baseline contract value | £725,499.02 |

| ACCESS | Contract | England and Wales |
|----------------------------------------------|----------|-------------------|
| 24 month ratio of assessments to patient IDs | 1.13 | 1.07 |

| ACTIVITY | Contract |
|-------------------------------------------------------------------------------------------|----------|
| Contract assess and fit appliances (case starts) as a percentage of Area Team case starts | 1.2 % |

Cumulative percentage of contracted UOA delivered 2019 & 2020



| Month | Adjusted Scheduled Activity (UOA) | | |
|-----------|-----------------------------------|-------|-------|
| | 2018 | 2019 | 2020 |
| April | 0 | 0 | 125 |
| May | 319 | 168 | 153 |
| June | 319 | 588 | 167 |
| July | 1,453 | 588 | 167 |
| August | 1,747 | 1,029 | 1,190 |
| September | 2,188 | 1,575 | 1,268 |
| October | 2,461 | 1,953 | |
| November | 3,028 | 2,394 | |
| December | 3,364 | 2,751 | |
| January | 3,616 | 3,115 | |
| February | 3,889 | 3,618 | |
| March | 4,057 | 4,403 | |
| April | 4,389 | 4,403 | |
| May | 4,389 | 4,403 | |
| June | 4,389 | 4,403 | |

QUANTITY METRICS (rolling 12 month period)

| | Contract Quantity | Contract Base Number | Contract * | Area Team | Region | England |
|----------------------------------------------------------------------------------|-------------------|----------------------|------------|-----------|--------|---------|
| % of all assessments that were assess and fit appliances (case starts) | 176 | 562 | 31.3% | 59.6% | 56.3% | 57.9% |
| % of all assessments that were assess and refuse | 50 | 562 | 8.9% | 12.5% | 11.8% | 12.4% |
| % of all assessments that were assess and review | 336 | 562 | 59.8% | 27.9% | 31.9% | 29.7% |
| % of case starts with a reported IOTN of 3 and Aesthetic Component of 5 or below | 1 | 176 | 0.6% | 0.2% | 0.2% | 0.1% |
| % of case starts with a reported IOTN of 3 and Aesthetic Component of 6 or above | 0 | 176 | N/A | 5.1% | 4.0% | 4.0% |
| % of case starts with a reported IOTN of 4 | 115 | 176 | 65.3% | 76.0% | 76.4% | 78.0% |
| % of case starts with a reported IOTN of 5 | 56 | 176 | 31.8% | 18.3% | 17.9% | 16.6 % |
| % of concluded courses in receipt of dual-arch fixed appliances | 113 | 135 | 83.7% | 68.0% | 70.6% | 74.0% |
| % of concluded courses where treatment was abandoned or discontinued | 17 | 135 | 12.6% | 10.6% | 9.8% | 8.5% |
| % of patients satisfied with the treatment they have received | 0 | 0 | N/A | 98.1% | 94.8% | 95.5% |

* Figures in italics indicate that the base number is less than 100.

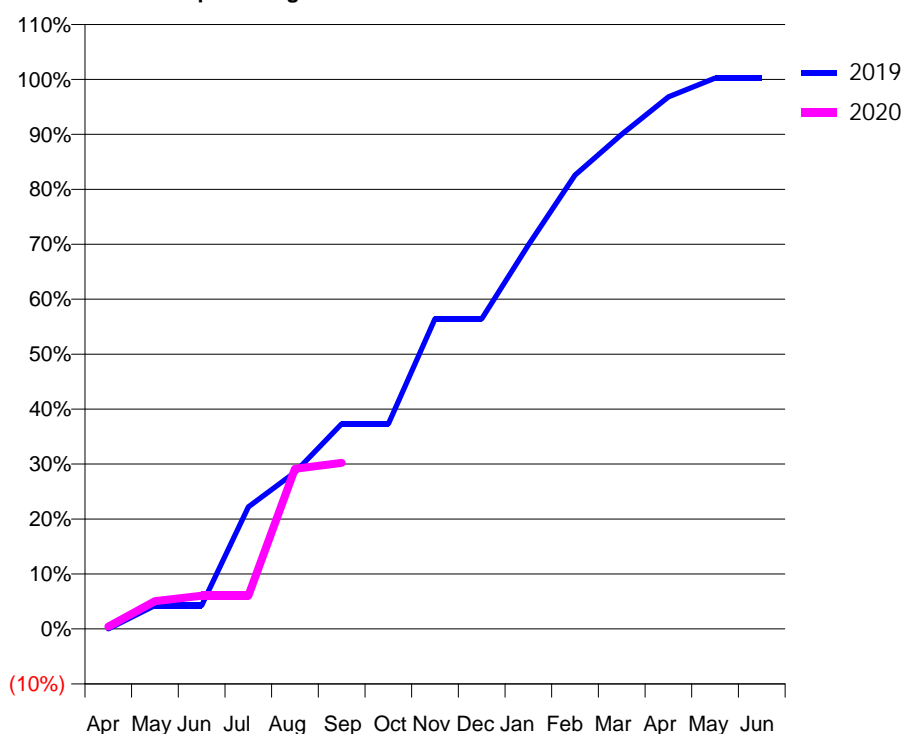
Q58 - Vital Signs Orthodontic At a Glance Contract Report for 168513/0001 - September 2019

| | | | |
|----------------------|-------------------|---------------------------------------------|-------------|
| Name or company name | MHT Solutions Ltd | 19/20 Contracted general activity (UDA) | 0 |
| Contract type name | PDS Contract | Carry forward general activity (UDA) | 0 |
| Purpose of contract | Orthodontic | 19/20 Contracted orthodontic activity (UOA) | 9,915 |
| Contract start date | 01/06/2011 | Carry forward orthodontic activity (UOA) | 0 |
| Contract end date | 29/05/2020 | Baseline contract value | £676,330.48 |

| ACCESS | Contract | England and Wales |
|----------------------------------------------|----------|-------------------|
| 24 month ratio of assessments to patient IDs | 1.01 | 1.07 |

| ACTIVITY | Contract |
|-------------------------------------------------------------------------------------------|----------|
| Contract assess and fit appliances (case starts) as a percentage of Area Team case starts | 3.0 % |

Cumulative percentage of contracted UOA delivered 2019 & 2020



| Month | Adjusted Scheduled Activity (UOA) | | |
|-----------|-----------------------------------|-------|-------|
| | 2018 | 2019 | 2020 |
| April | -395 | 0 | 43 |
| May | -395 | 424 | 502 |
| June | 152 | 424 | 600 |
| July | 1,099 | 2,203 | 600 |
| August | 2,466 | 2,827 | 2,888 |
| September | 3,209 | 3,701 | 2,997 |
| October | 3,630 | 3,701 | |
| November | 4,378 | 5,595 | |
| December | 6,084 | 5,595 | |
| January | 6,842 | 6,928 | |
| February | 8,366 | 8,187 | |
| March | 8,366 | 8,923 | |
| April | 9,918 | 9,598 | |
| May | 9,918 | 9,938 | |
| June | 9,918 | 9,938 | |

QUANTITY METRICS (rolling 12 month period)

| | Contract Quantity | Contract Base Number | Contract * | Area Team | Region | England |
|----------------------------------------------------------------------------------|-------------------|----------------------|------------|-----------|--------|---------|
| % of all assessments that were assess and fit appliances (case starts) | 429 | 757 | 56.7% | 59.6% | 56.3% | 57.9% |
| % of all assessments that were assess and refuse | 194 | 757 | 25.6% | 12.5% | 11.8% | 12.4% |
| % of all assessments that were assess and review | 134 | 757 | 17.7% | 27.9% | 31.9% | 29.7% |
| % of case starts with a reported IOTN of 3 and Aesthetic Component of 5 or below | 1 | 429 | 0.2% | 0.2% | 0.2% | 0.1% |
| % of case starts with a reported IOTN of 3 and Aesthetic Component of 6 or above | 22 | 429 | 5.1% | 5.1% | 4.0% | 4.0% |
| % of case starts with a reported IOTN of 4 | 310 | 429 | 72.3% | 76.0% | 76.4% | 78.0% |
| % of case starts with a reported IOTN of 5 | 90 | 429 | 21.0% | 18.3% | 17.9% | 16.6 % |
| % of concluded courses in receipt of dual-arch fixed appliances | 429 | 494 | 86.8% | 68.0% | 70.6% | 74.0% |
| % of concluded courses where treatment was abandoned or discontinued | 34 | 494 | 6.9% | 10.6% | 9.8% | 8.5% |
| % of patients satisfied with the treatment they have received | 1 | 1 | 100.0% | 98.1% | 94.8% | 95.5% |

* Figures in italics indicate that the base number is less than 100.

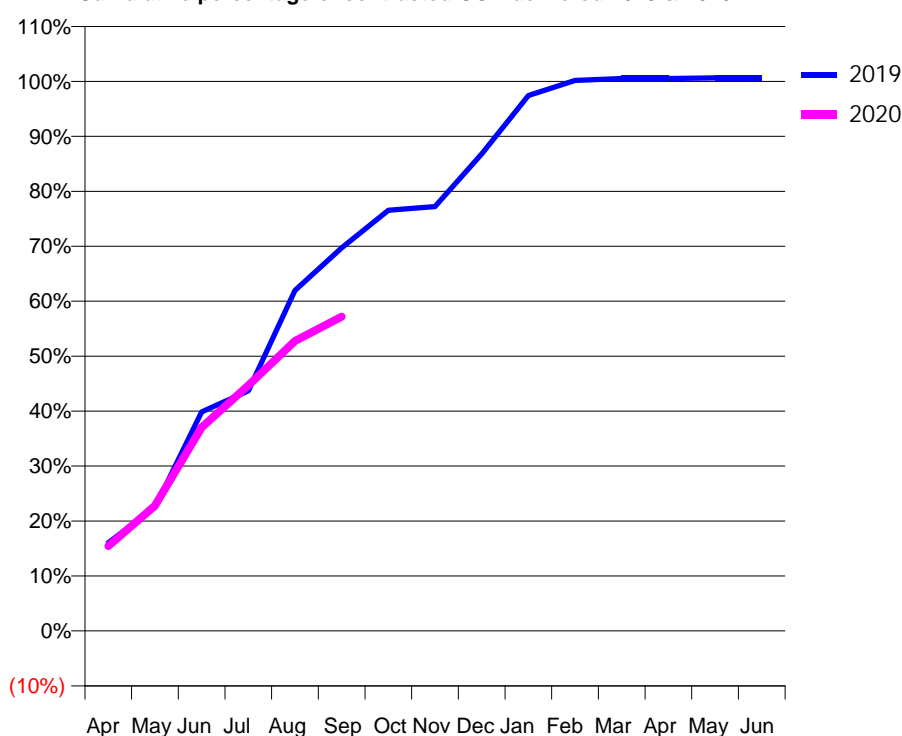
Q58 - Vital Signs Orthodontic At a Glance Contract Report for 171247/0001 - September 2019

| | | | |
|----------------------|---------------------------------|---------------------------------------------|---------------|
| Name or company name | Sharing Smiles Orthodontics Ltd | 19/20 Contracted general activity (UDA) | 0 |
| Contract type name | PDS Contract | Carry forward general activity (UDA) | 0 |
| Purpose of contract | Orthodontic | 19/20 Contracted orthodontic activity (UOA) | 18,907 |
| Contract start date | 01/08/2010 | Carry forward orthodontic activity (UOA) | 0 |
| Contract end date | 29/05/2020 | Baseline contract value | £1,167,762.03 |

| ACCESS | Contract | England and Wales |
|----------------------------------------------|----------|-------------------|
| 24 month ratio of assessments to patient IDs | 1.00 | 1.07 |

| ACTIVITY | Contract |
|-------------------------------------------------------------------------------------------|----------|
| Contract assess and fit appliances (case starts) as a percentage of Area Team case starts | 5.5 % |

Cumulative percentage of contracted UOA delivered 2019 & 2020



| Month | Adjusted Scheduled Activity (UOA) | | |
|-----------|-----------------------------------|--------|--------|
| | 2018 | 2019 | 2020 |
| April | 924 | 3,034 | 2,919 |
| May | 5,811 | 4,247 | 4,309 |
| June | 7,438 | 7,535 | 7,003 |
| July | 9,870 | 8,261 | 8,448 |
| August | 11,607 | 11,717 | 9,974 |
| September | 12,990 | 13,178 | 10,811 |
| October | 15,269 | 14,473 | |
| November | 18,371 | 14,602 | |
| December | 19,782 | 16,409 | |
| January | 19,824 | 18,418 | |
| February | 19,824 | 18,939 | |
| March | 19,824 | 19,000 | |
| April | 19,845 | 19,000 | |
| May | 19,845 | 19,024 | |
| June | 19,845 | 19,024 | |

QUANTITY METRICS (rolling 12 month period)

| | Contract Quantity | Contract Base Number | Contract * | Area Team | Region | England |
|----------------------------------------------------------------------------------|-------------------|----------------------|------------|-----------|--------|---------|
| % of all assessments that were assess and fit appliances (case starts) | 794 | 1,087 | 73.0% | 59.6% | 56.3% | 57.9% |
| % of all assessments that were assess and refuse | 291 | 1,087 | 26.8% | 12.5% | 11.8% | 12.4% |
| % of all assessments that were assess and review | 2 | 1,087 | 0.2% | 27.9% | 31.9% | 29.7% |
| % of case starts with a reported IOTN of 3 and Aesthetic Component of 5 or below | 5 | 794 | 0.6% | 0.2% | 0.2% | 0.1% |
| % of case starts with a reported IOTN of 3 and Aesthetic Component of 6 or above | 71 | 794 | 8.9% | 5.1% | 4.0% | 4.0% |
| % of case starts with a reported IOTN of 4 | 559 | 794 | 70.4% | 76.0% | 76.4% | 78.0% |
| % of case starts with a reported IOTN of 5 | 158 | 794 | 19.9% | 18.3% | 17.9% | 16.6 % |
| % of concluded courses in receipt of dual-arch fixed appliances | 1,241 | 1,558 | 79.7% | 68.0% | 70.6% | 74.0% |
| % of concluded courses where treatment was abandoned or discontinued | 305 | 1,558 | 19.6% | 10.6% | 9.8% | 8.5% |
| % of patients satisfied with the treatment they have received | 0 | 0 | N/A | 98.1% | 94.8% | 95.5% |

* Figures in italics indicate that the base number is less than 100.

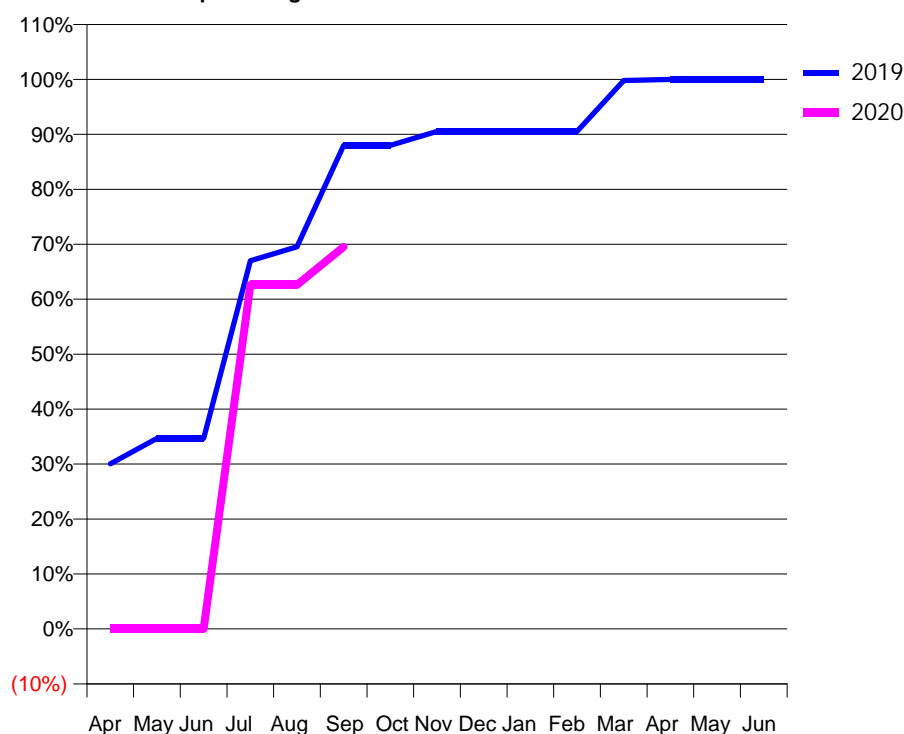
Q58 - Vital Signs Orthodontic At a Glance Contract Report for 178187/0001 - September 2019

| | | | |
|----------------------|-------------------------|---------------------------------------------|------------|
| Name or company name | Oradi Ltd. | 19/20 Contracted general activity (UDA) | 0 |
| Contract type name | PDS Contract | Carry forward general activity (UDA) | 0 |
| Purpose of contract | General and Orthodontic | 19/20 Contracted orthodontic activity (UOA) | 909 |
| Contract start date | 01/04/2008 | Carry forward orthodontic activity (UOA) | 0 |
| Contract end date | 31/03/2029 | Baseline contract value | £61,015.72 |

| ACCESS | Contract | England and Wales |
|----------------------------------------------|----------|-------------------|
| 24 month ratio of assessments to patient IDs | 1.05 | 1.07 |

| ACTIVITY | Contract |
|-------------------------------------------------------------------------------------------|----------|
| Contract assess and fit appliances (case starts) as a percentage of Area Team case starts | 0.2 % |

Cumulative percentage of contracted UOA delivered 2019 & 2020



| Month | Adjusted Scheduled Activity (UOA) | | |
|-----------|-----------------------------------|------|------|
| | 2018 | 2019 | 2020 |
| April | 0 | 273 | 0 |
| May | 63 | 315 | 0 |
| June | 147 | 315 | 0 |
| July | 147 | 609 | 569 |
| August | 798 | 632 | 569 |
| September | 840 | 800 | 632 |
| October | 882 | 800 | |
| November | 882 | 823 | |
| December | 882 | 823 | |
| January | 882 | 823 | |
| February | 904 | 823 | |
| March | 907 | 907 | |
| April | 910 | 909 | |
| May | 910 | 909 | |
| June | 910 | 909 | |

QUANTITY METRICS (rolling 12 month period)

| | Contract Quantity | Contract Base Number | Contract * | Area Team | Region | England |
|----------------------------------------------------------------------------------|-------------------|----------------------|------------|-----------|--------|---------|
| % of all assessments that were assess and fit appliances (case starts) | 36 | 40 | 90.0% | 59.6% | 56.3% | 57.9% |
| % of all assessments that were assess and refuse | 1 | 40 | 2.5% | 12.5% | 11.8% | 12.4% |
| % of all assessments that were assess and review | 3 | 40 | 7.5% | 27.9% | 31.9% | 29.7% |
| % of case starts with a reported IOTN of 3 and Aesthetic Component of 5 or below | 0 | 36 | <i>N/A</i> | 0.2% | 0.2% | 0.1% |
| % of case starts with a reported IOTN of 3 and Aesthetic Component of 6 or above | 3 | 36 | 8.3% | 5.1% | 4.0% | 4.0% |
| % of case starts with a reported IOTN of 4 | 30 | 36 | 83.3% | 76.0% | 76.4% | 78.0% |
| % of case starts with a reported IOTN of 5 | 3 | 36 | 8.3% | 18.3% | 17.9% | 16.6 % |
| % of concluded courses in receipt of dual-arch fixed appliances | 2 | 48 | 4.2% | 68.0% | 70.6% | 74.0% |
| % of concluded courses where treatment was abandoned or discontinued | 3 | 48 | 6.3% | 10.6% | 9.8% | 8.5% |
| % of patients satisfied with the treatment they have received | 0 | 0 | <i>N/A</i> | 98.1% | 94.8% | 95.5% |

* Figures in italics indicate that the base number is less than 100.

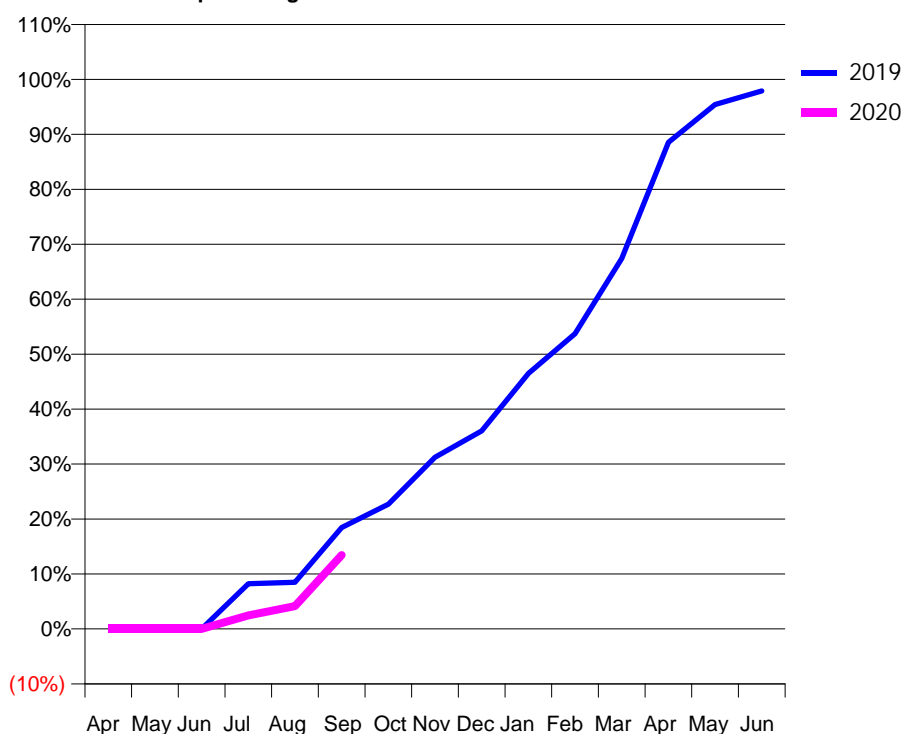
Q58 - Vital Signs Orthodontic At a Glance Contract Report for 181080/0001 - September 2019

| | | | |
|----------------------|------------------------------|---------------------------------------------|-------------|
| Name or company name | Watford Orthodontic Practice | 19/20 Contracted general activity (UDA) | 0 |
| Contract type name | PDS Contract | Carry forward general activity (UDA) | 0 |
| Purpose of contract | Orthodontic | 19/20 Contracted orthodontic activity (UOA) | 7,633 |
| Contract start date | 01/04/2014 | Carry forward orthodontic activity (UOA) | 0 |
| Contract end date | 03/04/2020 | Baseline contract value | £487,093.70 |

| ACCESS | Contract | England and Wales |
|----------------------------------------------|----------|-------------------|
| 24 month ratio of assessments to patient IDs | 1.07 | 1.07 |

| ACTIVITY | Contract |
|-------------------------------------------------------------------------------------------|----------|
| Contract assess and fit appliances (case starts) as a percentage of Area Team case starts | 2.3 % |

Cumulative percentage of contracted UOA delivered 2019 & 2020



| Month | Adjusted Scheduled Activity (UOA) | | |
|-----------|-----------------------------------|-------|-------|
| | 2018 | 2019 | 2020 |
| April | -65 | 0 | 0 |
| May | -65 | 0 | 0 |
| June | 128 | 0 | 0 |
| July | 520 | 628 | 188 |
| August | 771 | 650 | 318 |
| September | 1,125 | 1,408 | 1,027 |
| October | 1,359 | 1,733 | |
| November | 1,617 | 2,385 | |
| December | 1,709 | 2,751 | |
| January | 1,866 | 3,548 | |
| February | 1,959 | 4,101 | |
| March | 3,055 | 5,145 | |
| April | 5,664 | 6,759 | |
| May | 5,919 | 7,284 | |
| June | 7,005 | 7,473 | |

QUANTITY METRICS (rolling 12 month period)

| | Contract Quantity | Contract Base Number | Contract * | Area Team | Region | England |
|----------------------------------------------------------------------------------|-------------------|----------------------|------------|-----------|--------|---------|
| % of all assessments that were assess and fit appliances (case starts) | 337 | 499 | 67.5% | 59.6% | 56.3% | 57.9% |
| % of all assessments that were assess and refuse | 40 | 499 | 8.0% | 12.5% | 11.8% | 12.4% |
| % of all assessments that were assess and review | 122 | 499 | 24.4% | 27.9% | 31.9% | 29.7% |
| % of case starts with a reported IOTN of 3 and Aesthetic Component of 5 or below | 0 | 337 | N/A | 0.2% | 0.2% | 0.1% |
| % of case starts with a reported IOTN of 3 and Aesthetic Component of 6 or above | 16 | 337 | 4.7% | 5.1% | 4.0% | 4.0% |
| % of case starts with a reported IOTN of 4 | 233 | 337 | 69.1% | 76.0% | 76.4% | 78.0% |
| % of case starts with a reported IOTN of 5 | 88 | 337 | 26.1% | 18.3% | 17.9% | 16.6 % |
| % of concluded courses in receipt of dual-arch fixed appliances | 290 | 324 | 89.5% | 68.0% | 70.6% | 74.0% |
| % of concluded courses where treatment was abandoned or discontinued | 10 | 324 | 3.1% | 10.6% | 9.8% | 8.5% |
| % of patients satisfied with the treatment they have received | 0 | 0 | N/A | 98.1% | 94.8% | 95.5% |

* Figures in italics indicate that the base number is less than 100.

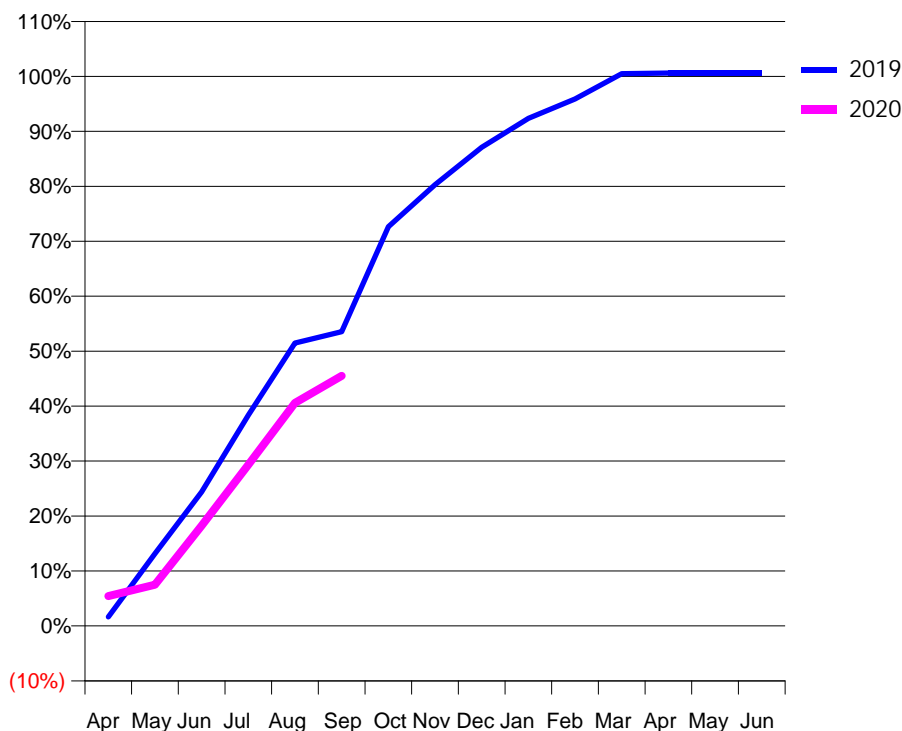
Q58 - Vital Signs Orthodontic At a Glance Contract Report for 186872/0005 - September 2019

| | | | |
|----------------------|---------------------|---------------------------------------------|-------------|
| Name or company name | ORTHOWORLD 2000 LTD | 19/20 Contracted general activity (UDA) | 0 |
| Contract type name | PDS Contract | Carry forward general activity (UDA) | 0 |
| Purpose of contract | Orthodontic | 19/20 Contracted orthodontic activity (UOA) | 7,225 |
| Contract start date | 01/04/2006 | Carry forward orthodontic activity (UOA) | -44 |
| Contract end date | 01/05/2020 | Baseline contract value | £501,201.16 |

| ACCESS | Contract | England and Wales |
|----------------------------------------------|----------|-------------------|
| 24 month ratio of assessments to patient IDs | 1.05 | 1.07 |

| ACTIVITY | Contract |
|-------------------------------------------------------------------------------------------|----------|
| Contract assess and fit appliances (case starts) as a percentage of Area Team case starts | 2.2 % |

Cumulative percentage of contracted UOA delivered 2019 & 2020



| Month | Adjusted Scheduled Activity (UOA) | | |
|-----------|-----------------------------------|-------|-------|
| | 2018 | 2019 | 2020 |
| April | 0 | 119 | 391 |
| May | 566 | 952 | 543 |
| June | 1,142 | 1,763 | 1,317 |
| July | 1,657 | 2,772 | 2,121 |
| August | 2,542 | 3,720 | 2,933 |
| September | 2,958 | 3,868 | 3,288 |
| October | 3,389 | 5,249 | |
| November | 4,610 | 5,799 | |
| December | 5,213 | 6,291 | |
| January | 5,792 | 6,672 | |
| February | 6,811 | 6,928 | |
| March | 6,964 | 7,260 | |
| April | 7,215 | 7,268 | |
| May | 7,215 | 7,268 | |
| June | 7,215 | 7,269 | |

QUANTITY METRICS (rolling 12 month period)

| | Contract Quantity | Contract Base Number | Contract * | Area Team | Region | England |
|----------------------------------------------------------------------------------|-------------------|----------------------|------------|-----------|--------|---------|
| % of all assessments that were assess and fit appliances (case starts) | 310 | 496 | 62.5% | 59.6% | 56.3% | 57.9% |
| % of all assessments that were assess and refuse | 83 | 496 | 16.7% | 12.5% | 11.8% | 12.4% |
| % of all assessments that were assess and review | 103 | 496 | 20.8% | 27.9% | 31.9% | 29.7% |
| % of case starts with a reported IOTN of 3 and Aesthetic Component of 5 or below | 1 | 310 | 0.3% | 0.2% | 0.2% | 0.1% |
| % of case starts with a reported IOTN of 3 and Aesthetic Component of 6 or above | 55 | 310 | 17.7% | 5.1% | 4.0% | 4.0% |
| % of case starts with a reported IOTN of 4 | 215 | 310 | 69.4% | 76.0% | 76.4% | 78.0% |
| % of case starts with a reported IOTN of 5 | 39 | 310 | 12.6% | 18.3% | 17.9% | 16.6% |
| % of concluded courses in receipt of dual-arch fixed appliances | 276 | 370 | 74.6% | 68.0% | 70.6% | 74.0% |
| % of concluded courses where treatment was abandoned or discontinued | 79 | 370 | 21.4% | 10.6% | 9.8% | 8.5% |
| % of patients satisfied with the treatment they have received | 0 | 0 | N/A | 98.1% | 94.8% | 95.5% |

* Figures in italics indicate that the base number is less than 100.

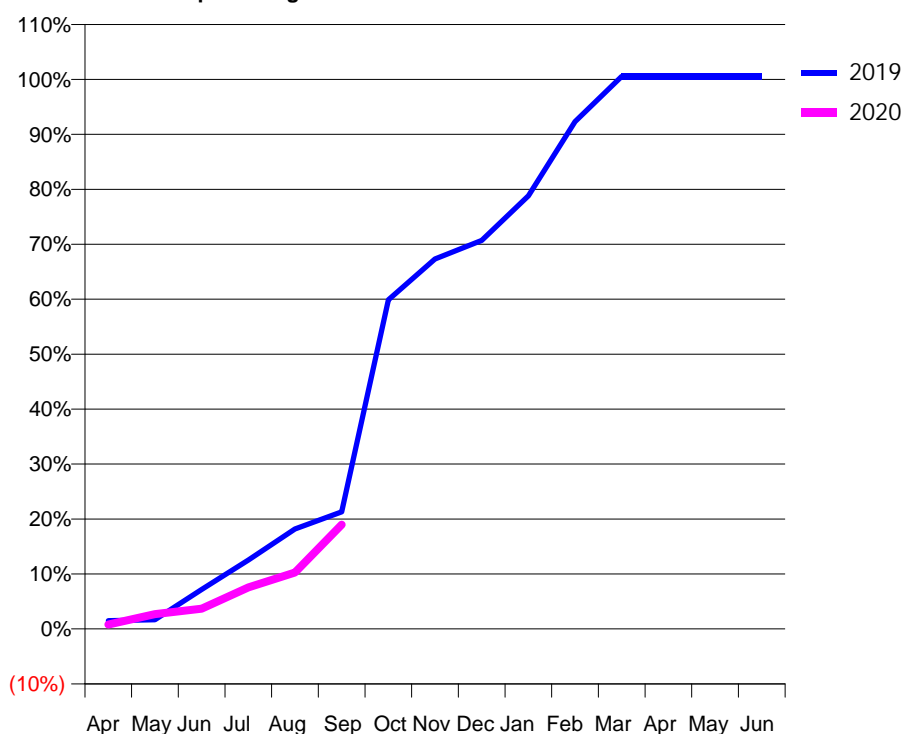
Q58 - Vital Signs Orthodontic At a Glance Contract Report for 187402/0003 - September 2019

| | | | |
|----------------------|-------------------------|---------------------------------------------|---------------|
| Name or company name | Moopen Dental Care | 19/20 Contracted general activity (UDA) | 44,871 |
| Contract type name | GDS Contract | Carry forward general activity (UDA) | 1,290 |
| Purpose of contract | General and Orthodontic | 19/20 Contracted orthodontic activity (UOA) | 2,926 |
| Contract start date | 01/02/2015 | Carry forward orthodontic activity (UOA) | -16 |
| Contract end date | | Baseline contract value | £1,447,630.36 |

| ACCESS | Contract | England and Wales |
|----------------------------------------------|----------|-------------------|
| 24 month ratio of assessments to patient IDs | 1.20 | 1.07 |

| ACTIVITY | Contract |
|-------------------------------------------------------------------------------------------|----------|
| Contract assess and fit appliances (case starts) as a percentage of Area Team case starts | 0.9 % |

Cumulative percentage of contracted UOA delivered 2019 & 2020



| Month | Adjusted Scheduled Activity (UOA) | | |
|-----------|-----------------------------------|-------|------|
| | 2018 | 2019 | 2020 |
| April | 217 | 44 | 24 |
| May | 427 | 49 | 79 |
| June | 1,245 | 210 | 108 |
| July | 1,728 | 367 | 221 |
| August | 1,945 | 532 | 301 |
| September | 2,328 | 624 | 555 |
| October | 2,454 | 1,753 | |
| November | 2,584 | 1,969 | |
| December | 2,605 | 2,069 | |
| January | 2,725 | 2,306 | |
| February | 2,890 | 2,701 | |
| March | 2,923 | 2,942 | |
| April | 2,948 | 2,942 | |
| May | 2,948 | 2,942 | |
| June | 2,948 | 2,942 | |

QUANTITY METRICS (rolling 12 month period)

| | Contract Quantity | Contract Base Number | Contract * | Area Team | Region | England |
|----------------------------------------------------------------------------------|-------------------|----------------------|------------|-----------|--------|---------|
| % of all assessments that were assess and fit appliances (case starts) | 135 | 267 | 50.6% | 59.6% | 56.3% | 57.9% |
| % of all assessments that were assess and refuse | 35 | 267 | 13.1% | 12.5% | 11.8% | 12.4% |
| % of all assessments that were assess and review | 97 | 267 | 36.3% | 27.9% | 31.9% | 29.7% |
| % of case starts with a reported IOTN of 3 and Aesthetic Component of 5 or below | 1 | 135 | 0.7% | 0.2% | 0.2% | 0.1% |
| % of case starts with a reported IOTN of 3 and Aesthetic Component of 6 or above | 0 | 135 | N/A | 5.1% | 4.0% | 4.0% |
| % of case starts with a reported IOTN of 4 | 101 | 135 | 74.8% | 76.0% | 76.4% | 78.0% |
| % of case starts with a reported IOTN of 5 | 33 | 135 | 24.4% | 18.3% | 17.9% | 16.6 % |
| % of concluded courses in receipt of dual-arch fixed appliances | 0 | 0 | N/A | 68.0% | 70.6% | 74.0% |
| % of concluded courses where treatment was abandoned or discontinued | 0 | 0 | N/A | 10.6% | 9.8% | 8.5% |
| % of patients satisfied with the treatment they have received | 1 | 1 | 100.0% | 98.1% | 94.8% | 95.5% |

* Figures in italics indicate that the base number is less than 100.

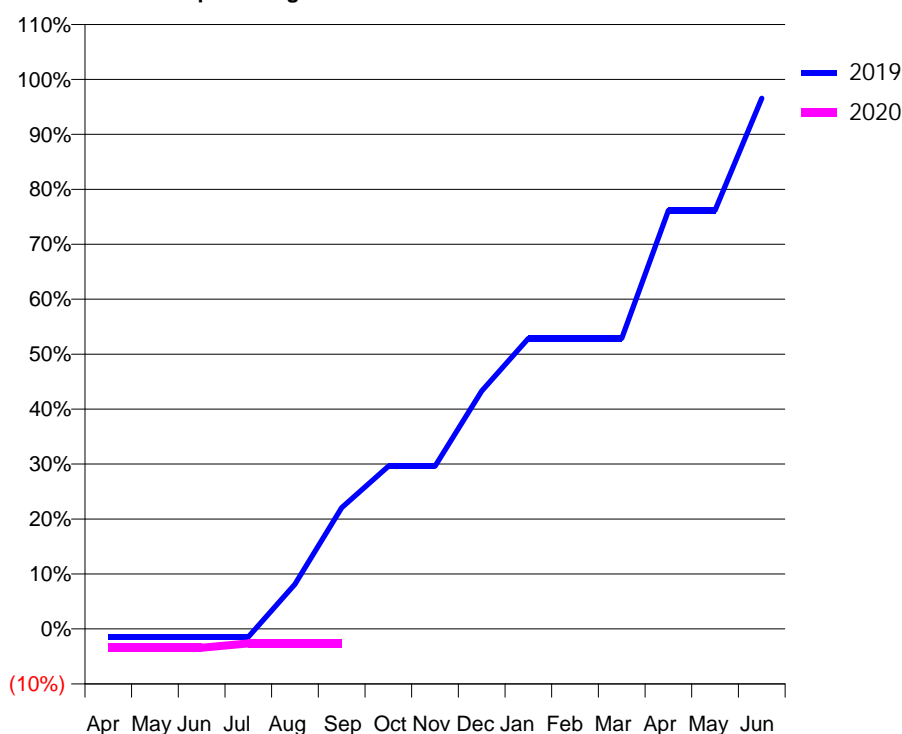
Q58 - Vital Signs Orthodontic At a Glance Contract Report for 187801/0002 - September 2019

| | | | |
|----------------------|--------------|---------------------------------------------|-------------|
| Name or company name | Cheyne Walk | 19/20 Contracted general activity (UDA) | 0 |
| Contract type name | PDS Contract | Carry forward general activity (UDA) | 0 |
| Purpose of contract | Orthodontic | 19/20 Contracted orthodontic activity (UOA) | 8,135 |
| Contract start date | 08/08/2007 | Carry forward orthodontic activity (UOA) | 280 |
| Contract end date | 01/05/2020 | Baseline contract value | £550,019.31 |

| ACCESS | Contract | England and Wales |
|----------------------------------------------|----------|-------------------|
| 24 month ratio of assessments to patient IDs | 1.00 | 1.07 |

| ACTIVITY | Contract |
|-------------------------------------------------------------------------------------------|----------|
| Contract assess and fit appliances (case starts) as a percentage of Area Team case starts | 2.1 % |

Cumulative percentage of contracted UOA delivered 2019 & 2020



| Month | Adjusted Scheduled Activity (UOA) | | |
|-----------|-----------------------------------|-------|------|
| | 2018 | 2019 | 2020 |
| April | 0 | -119 | -280 |
| May | 63 | -119 | -280 |
| June | 63 | -119 | -280 |
| July | 63 | -119 | -217 |
| August | 1,850 | 662 | -217 |
| September | 1,872 | 1,796 | -217 |
| October | 2,964 | 2,409 | |
| November | 2,964 | 2,409 | |
| December | 2,964 | 3,522 | |
| January | 2,964 | 4,300 | |
| February | 2,964 | 4,300 | |
| March | 2,964 | 4,300 | |
| April | 6,477 | 6,196 | |
| May | 7,911 | 6,196 | |
| June | 8,016 | 7,855 | |

QUANTITY METRICS (rolling 12 month period)

| | Contract Quantity | Contract Base Number | Contract * | Area Team | Region | England |
|----------------------------------------------------------------------------------|-------------------|----------------------|------------|-----------|--------|---------|
| % of all assessments that were assess and fit appliances (case starts) | 302 | 307 | 98.4% | 59.6% | 56.3% | 57.9% |
| % of all assessments that were assess and refuse | 0 | 307 | 0.0% | 12.5% | 11.8% | 12.4% |
| % of all assessments that were assess and review | 5 | 307 | 1.6% | 27.9% | 31.9% | 29.7% |
| % of case starts with a reported IOTN of 3 and Aesthetic Component of 5 or below | 0 | 302 | N/A | 0.2% | 0.2% | 0.1% |
| % of case starts with a reported IOTN of 3 and Aesthetic Component of 6 or above | 0 | 302 | N/A | 5.1% | 4.0% | 4.0% |
| % of case starts with a reported IOTN of 4 | 301 | 302 | 99.7% | 76.0% | 76.4% | 78.0% |
| % of case starts with a reported IOTN of 5 | 0 | 302 | N/A | 18.3% | 17.9% | 16.6 % |
| % of concluded courses in receipt of dual-arch fixed appliances | 2 | 59 | 3.4% | 68.0% | 70.6% | 74.0% |
| % of concluded courses where treatment was abandoned or discontinued | 1 | 59 | 1.7% | 10.6% | 9.8% | 8.5% |
| % of patients satisfied with the treatment they have received | 5 | 5 | 100.0% | 98.1% | 94.8% | 95.5% |

* Figures in italics indicate that the base number is less than 100.

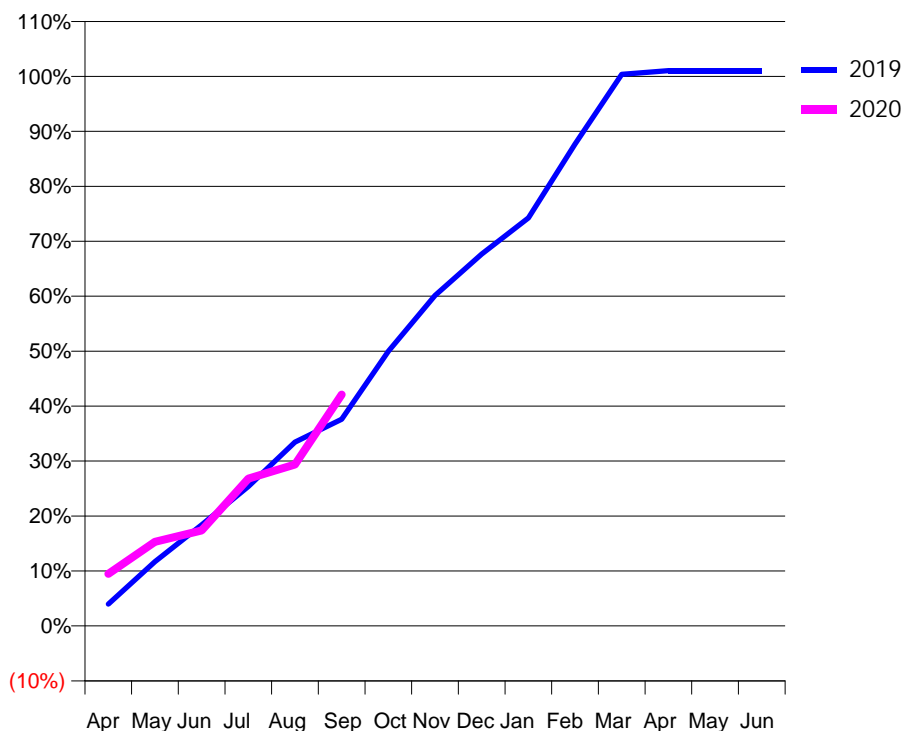
Q58 - Vital Signs Orthodontic At a Glance Contract Report for 188093/0001 - September 2019

| | | | |
|----------------------|---------------------|---------------------------------------------|-------------|
| Name or company name | Inline Orthodontics | 19/20 Contracted general activity (UDA) | 0 |
| Contract type name | PDS Contract | Carry forward general activity (UDA) | 0 |
| Purpose of contract | Orthodontic | 19/20 Contracted orthodontic activity (UOA) | 12,238 |
| Contract start date | 01/10/2014 | Carry forward orthodontic activity (UOA) | 0 |
| Contract end date | 03/04/2020 | Baseline contract value | £821,387.71 |

| ACCESS | Contract | England and Wales |
|----------------------------------------------|----------|-------------------|
| 24 month ratio of assessments to patient IDs | 1.00 | 1.07 |

| ACTIVITY | Contract |
|-------------------------------------------------------------------------------------------|----------|
| Contract assess and fit appliances (case starts) as a percentage of Area Team case starts | 4.3 % |

Cumulative percentage of contracted UOA delivered 2019 & 2020



| Month | Adjusted Scheduled Activity (UOA) | | |
|-----------|-----------------------------------|--------|-------|
| | 2018 | 2019 | 2020 |
| April | 45 | 487 | 1,159 |
| May | 87 | 1,432 | 1,873 |
| June | 234 | 2,251 | 2,125 |
| July | 1,893 | 3,107 | 3,281 |
| August | 2,061 | 4,094 | 3,596 |
| September | 2,061 | 4,602 | 5,150 |
| October | 4,354 | 6,115 | |
| November | 6,307 | 7,358 | |
| December | 8,029 | 8,282 | |
| January | 9,100 | 9,085 | |
| February | 10,990 | 10,727 | |
| March | 12,254 | 12,281 | |
| April | 12,254 | 12,365 | |
| May | 12,254 | 12,365 | |
| June | 12,254 | 12,365 | |

QUANTITY METRICS (rolling 12 month period)

| | Contract Quantity | Contract Base Number | Contract * | Area Team | Region | England |
|----------------------------------------------------------------------------------|-------------------|----------------------|------------|-----------|--------|---------|
| % of all assessments that were assess and fit appliances (case starts) | 617 | 624 | 98.9% | 59.6% | 56.3% | 57.9% |
| % of all assessments that were assess and refuse | 7 | 624 | 1.1% | 12.5% | 11.8% | 12.4% |
| % of all assessments that were assess and review | 0 | 624 | 0.0% | 27.9% | 31.9% | 29.7% |
| % of case starts with a reported IOTN of 3 and Aesthetic Component of 5 or below | 0 | 617 | N/A | 0.2% | 0.2% | 0.1% |
| % of case starts with a reported IOTN of 3 and Aesthetic Component of 6 or above | 15 | 617 | 2.4% | 5.1% | 4.0% | 4.0% |
| % of case starts with a reported IOTN of 4 | 467 | 617 | 75.7% | 76.0% | 76.4% | 78.0% |
| % of case starts with a reported IOTN of 5 | 134 | 617 | 21.7% | 18.3% | 17.9% | 16.6 % |
| % of concluded courses in receipt of dual-arch fixed appliances | 286 | 347 | 82.4% | 68.0% | 70.6% | 74.0% |
| % of concluded courses where treatment was abandoned or discontinued | 50 | 347 | 14.4% | 10.6% | 9.8% | 8.5% |
| % of patients satisfied with the treatment they have received | 2 | 2 | 100.0% | 98.1% | 94.8% | 95.5% |

* Figures in italics indicate that the base number is less than 100.

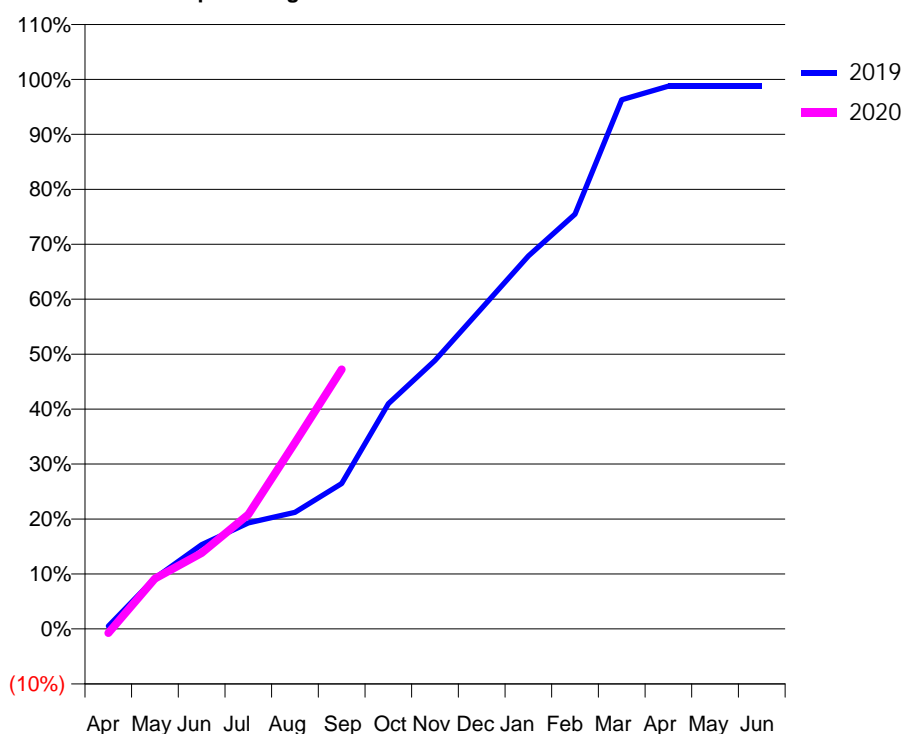
Q58 - Vital Signs Orthodontic At a Glance Contract Report for 192961/0001 - September 2019

| | | | |
|----------------------|---------------------------------------------------|---------------------------------------------|-------------|
| Name or company name | Mr Roderick P Ingham, Mr Jose F Angelo and Mr Ste | 19/20 Contracted general activity (UDA) | 0 |
| Contract type name | GDS Contract | Carry forward general activity (UDA) | 0 |
| Purpose of contract | Orthodontic | 19/20 Contracted orthodontic activity (UOA) | 4,500 |
| Contract start date | 01/12/2014 | Carry forward orthodontic activity (UOA) | 55 |
| Contract end date | | Baseline contract value | £280,102.42 |

| ACCESS | Contract | England and Wales |
|----------------------------------------------|----------|-------------------|
| 24 month ratio of assessments to patient IDs | 1.15 | 1.07 |

| ACTIVITY | Contract |
|-------------------------------------------------------------------------------------------|----------|
| Contract assess and fit appliances (case starts) as a percentage of Area Team case starts | 1.8 % |

Cumulative percentage of contracted UOA delivered 2019 & 2020



| Month | Adjusted Scheduled Activity (UOA) | | |
|-----------|-----------------------------------|-------|-------|
| | 2018 | 2019 | 2020 |
| April | -20 | 23 | -34 |
| May | 220 | 417 | 412 |
| June | 330 | 690 | 622 |
| July | 649 | 869 | 937 |
| August | 1,080 | 955 | 1,525 |
| September | 1,487 | 1,191 | 2,125 |
| October | 2,140 | 1,845 | |
| November | 2,623 | 2,199 | |
| December | 3,133 | 2,626 | |
| January | 3,325 | 3,054 | |
| February | 3,710 | 3,397 | |
| March | 4,159 | 4,334 | |
| April | 4,414 | 4,445 | |
| May | 4,414 | 4,445 | |
| June | 4,414 | 4,445 | |

QUANTITY METRICS (rolling 12 month period)

| | Contract Quantity | Contract Base Number | Contract * | Area Team | Region | England |
|----------------------------------------------------------------------------------|-------------------|----------------------|------------|-----------|--------|---------|
| % of all assessments that were assess and fit appliances (case starts) | 254 | 352 | 72.2% | 59.6% | 56.3% | 57.9% |
| % of all assessments that were assess and refuse | 16 | 352 | 4.5% | 12.5% | 11.8% | 12.4% |
| % of all assessments that were assess and review | 82 | 352 | 23.3% | 27.9% | 31.9% | 29.7% |
| % of case starts with a reported IOTN of 3 and Aesthetic Component of 5 or below | 0 | 254 | N/A | 0.2% | 0.2% | 0.1% |
| % of case starts with a reported IOTN of 3 and Aesthetic Component of 6 or above | 5 | 254 | 2.0% | 5.1% | 4.0% | 4.0% |
| % of case starts with a reported IOTN of 4 | 210 | 254 | 82.7% | 76.0% | 76.4% | 78.0% |
| % of case starts with a reported IOTN of 5 | 37 | 254 | 14.6% | 18.3% | 17.9% | 16.6 % |
| % of concluded courses in receipt of dual-arch fixed appliances | 0 | 1 | N/A | 68.0% | 70.6% | 74.0% |
| % of concluded courses where treatment was abandoned or discontinued | 0 | 1 | 0.0% | 10.6% | 9.8% | 8.5% |
| % of patients satisfied with the treatment they have received | 0 | 0 | N/A | 98.1% | 94.8% | 95.5% |

* Figures in italics indicate that the base number is less than 100.

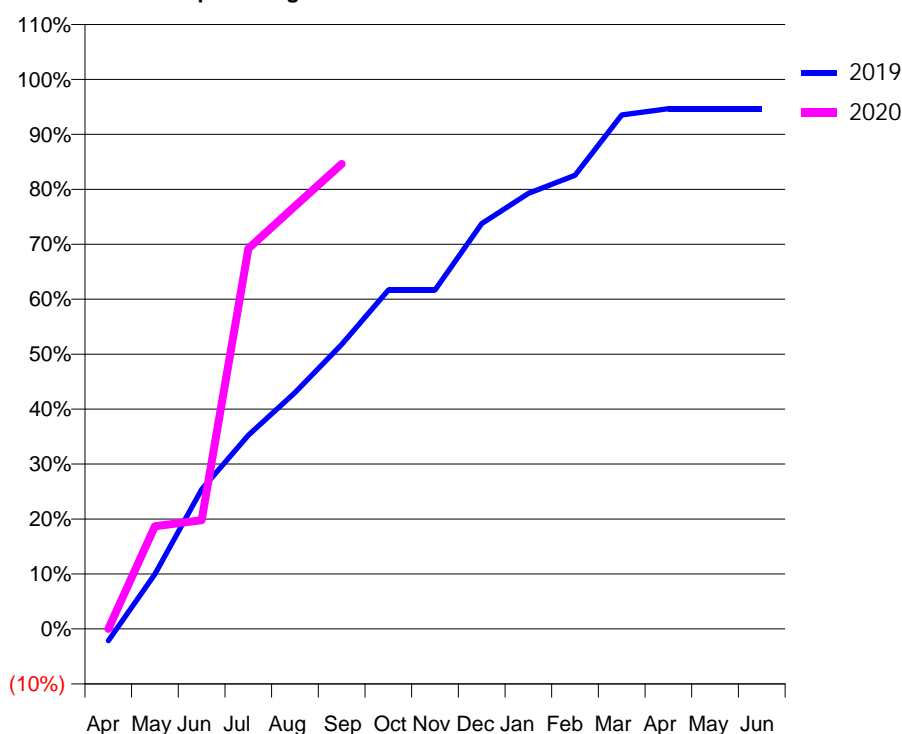
Q58 - Vital Signs Orthodontic At a Glance Contract Report for 196355/0001 - September 2019

| | | | |
|----------------------|-------------------|---------------------------------------------|-------------|
| Name or company name | Ortho-Tek Limited | 19/20 Contracted general activity (UDA) | 0 |
| Contract type name | PDS Contract | Carry forward general activity (UDA) | 0 |
| Purpose of contract | Orthodontic | 19/20 Contracted orthodontic activity (UOA) | 1,911 |
| Contract start date | 01/04/2009 | Carry forward orthodontic activity (UOA) | 0 |
| Contract end date | 03/04/2020 | Baseline contract value | £120,989.74 |

| ACCESS | Contract | England and Wales |
|----------------------------------------------|----------|-------------------|
| 24 month ratio of assessments to patient IDs | 1.00 | 1.07 |

| ACTIVITY | Contract |
|-------------------------------------------------------------------------------------------|----------|
| Contract assess and fit appliances (case starts) as a percentage of Area Team case starts | 0.8 % |

Cumulative percentage of contracted UOA delivered 2019 & 2020



| Month | Adjusted Scheduled Activity (UOA) | | |
|-----------|-----------------------------------|-------|-------|
| | 2018 | 2019 | 2020 |
| April | -49 | -41 | 0 |
| May | 35 | 191 | 357 |
| June | 203 | 485 | 378 |
| July | 396 | 674 | 1,323 |
| August | 564 | 822 | 1,470 |
| September | 564 | 990 | 1,617 |
| October | 984 | 1,179 | |
| November | 1,215 | 1,179 | |
| December | 1,429 | 1,410 | |
| January | 1,702 | 1,515 | |
| February | 1,765 | 1,578 | |
| March | 1,828 | 1,788 | |
| April | 1,828 | 1,809 | |
| May | 1,870 | 1,809 | |
| June | 1,870 | 1,809 | |

QUANTITY METRICS (rolling 12 month period)

| | Contract Quantity | Contract Base Number | Contract * | Area Team | Region | England |
|----------------------------------------------------------------------------------|-------------------|----------------------|------------|-----------|--------|---------|
| % of all assessments that were assess and fit appliances (case starts) | 116 | 116 | 100.0% | 59.6% | 56.3% | 57.9% |
| % of all assessments that were assess and refuse | 0 | 116 | 0.0% | 12.5% | 11.8% | 12.4% |
| % of all assessments that were assess and review | 0 | 116 | 0.0% | 27.9% | 31.9% | 29.7% |
| % of case starts with a reported IOTN of 3 and Aesthetic Component of 5 or below | 1 | 116 | 0.9% | 0.2% | 0.2% | 0.1% |
| % of case starts with a reported IOTN of 3 and Aesthetic Component of 6 or above | 0 | 116 | N/A | 5.1% | 4.0% | 4.0% |
| % of case starts with a reported IOTN of 4 | 80 | 116 | 69.0% | 76.0% | 76.4% | 78.0% |
| % of case starts with a reported IOTN of 5 | 35 | 116 | 30.2% | 18.3% | 17.9% | 16.6 % |
| % of concluded courses in receipt of dual-arch fixed appliances | 142 | 174 | 81.6% | 68.0% | 70.6% | 74.0% |
| % of concluded courses where treatment was abandoned or discontinued | 30 | 174 | 17.2% | 10.6% | 9.8% | 8.5% |
| % of patients satisfied with the treatment they have received | 0 | 0 | N/A | 98.1% | 94.8% | 95.5% |

* Figures in italics indicate that the base number is less than 100.

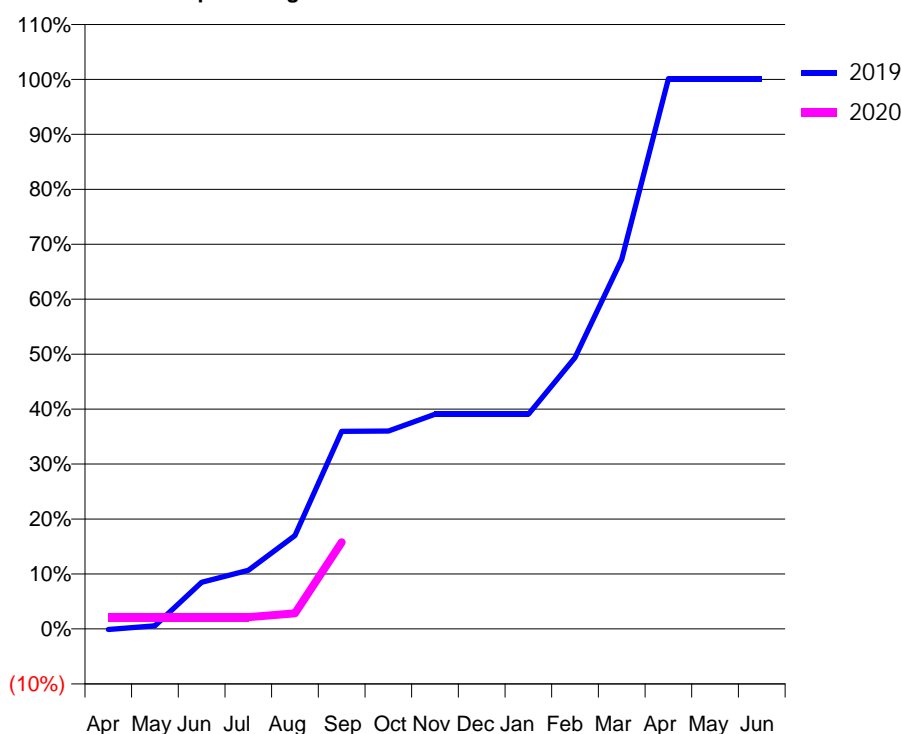
Q58 - Vital Signs Orthodontic At a Glance Contract Report for 197726/0001 - September 2019

| | | | |
|----------------------|---------------------------------------------|---------------------------------------------|-------------|
| Name or company name | The Tomlinson Avenue Orthodontic Centre Ltd | 19/20 Contracted general activity (UDA) | 0 |
| Contract type name | PDS Contract | Carry forward general activity (UDA) | 0 |
| Purpose of contract | Orthodontic | 19/20 Contracted orthodontic activity (UOA) | 2,937 |
| Contract start date | 15/12/2010 | Carry forward orthodontic activity (UOA) | 0 |
| Contract end date | 29/05/2020 | Baseline contract value | £170,394.79 |

| ACCESS | Contract | England and Wales |
|----------------------------------------------|----------|-------------------|
| 24 month ratio of assessments to patient IDs | 1.06 | 1.07 |

| ACTIVITY | Contract |
|-------------------------------------------------------------------------------------------|----------|
| Contract assess and fit appliances (case starts) as a percentage of Area Team case starts | 0.8 % |

Cumulative percentage of contracted UOA delivered 2019 & 2020



| Month | Adjusted Scheduled Activity (UOA) | | |
|-----------|-----------------------------------|-------|------|
| | 2018 | 2019 | 2020 |
| April | 0 | -4 | 63 |
| May | 0 | 17 | 63 |
| June | 191 | 250 | 63 |
| July | 548 | 314 | 63 |
| August | 656 | 499 | 84 |
| September | 953 | 1,056 | 463 |
| October | 1,293 | 1,057 | |
| November | 1,610 | 1,148 | |
| December | 1,610 | 1,148 | |
| January | 1,758 | 1,148 | |
| February | 1,972 | 1,450 | |
| March | 2,799 | 1,975 | |
| April | 2,862 | 2,941 | |
| May | 2,932 | 2,941 | |
| June | 2,933 | 2,941 | |

QUANTITY METRICS (rolling 12 month period)

| | Contract Quantity | Contract Base Number | Contract * | Area Team | Region | England |
|----------------------------------------------------------------------------------|-------------------|----------------------|------------|-----------|--------|---------|
| % of all assessments that were assess and fit appliances (case starts) | 111 | 128 | 86.7% | 59.6% | 56.3% | 57.9% |
| % of all assessments that were assess and refuse | 0 | 128 | 0.0% | 12.5% | 11.8% | 12.4% |
| % of all assessments that were assess and review | 17 | 128 | 13.3% | 27.9% | 31.9% | 29.7% |
| % of case starts with a reported IOTN of 3 and Aesthetic Component of 5 or below | 0 | 111 | N/A | 0.2% | 0.2% | 0.1% |
| % of case starts with a reported IOTN of 3 and Aesthetic Component of 6 or above | 0 | 111 | N/A | 5.1% | 4.0% | 4.0% |
| % of case starts with a reported IOTN of 4 | 99 | 111 | 89.2% | 76.0% | 76.4% | 78.0% |
| % of case starts with a reported IOTN of 5 | 12 | 111 | 10.8% | 18.3% | 17.9% | 16.6% |
| % of concluded courses in receipt of dual-arch fixed appliances | 16 | 16 | 100.0% | 68.0% | 70.6% | 74.0% |
| % of concluded courses where treatment was abandoned or discontinued | 0 | 16 | 0.0% | 10.6% | 9.8% | 8.5% |
| % of patients satisfied with the treatment they have received | 1 | 1 | 100.0% | 98.1% | 94.8% | 95.5% |

* Figures in italics indicate that the base number is less than 100.

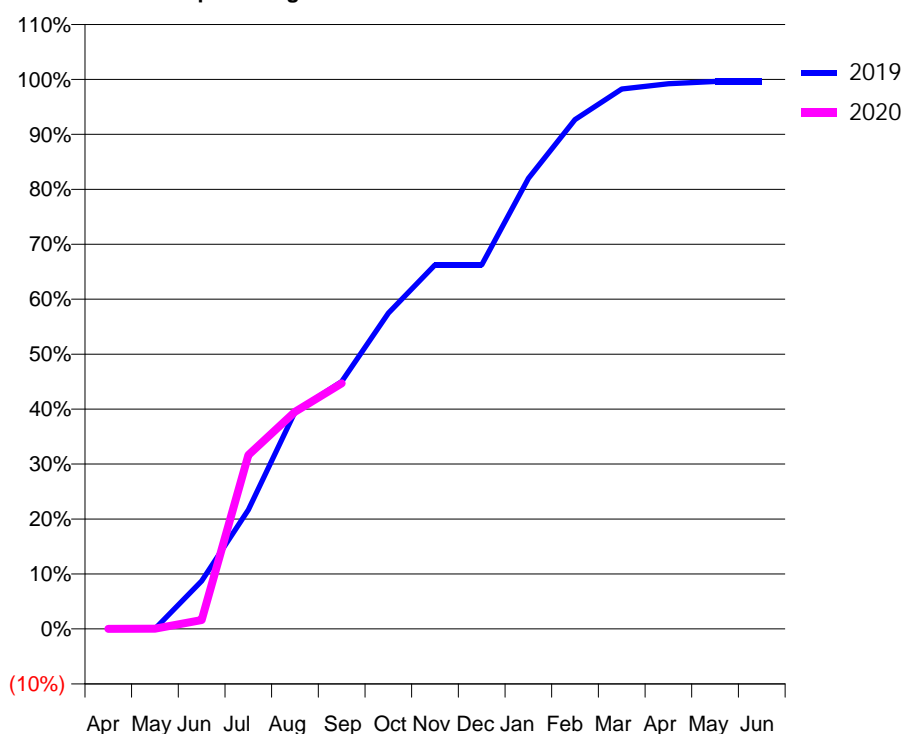
Q58 - Vital Signs Orthodontic At a Glance Contract Report for 199761/0001 - September 2019

| | | | |
|----------------------|------------------------------|---------------------------------------------|-------------|
| Name or company name | Watford Orthodontics Limited | 19/20 Contracted general activity (UDA) | 0 |
| Contract type name | PDS Contract | Carry forward general activity (UDA) | 0 |
| Purpose of contract | Orthodontic | 19/20 Contracted orthodontic activity (UOA) | 11,015 |
| Contract start date | 01/04/2009 | Carry forward orthodontic activity (UOA) | 0 |
| Contract end date | 03/04/2020 | Baseline contract value | £704,210.57 |

| ACCESS | Contract | England and Wales |
|----------------------------------------------|----------|-------------------|
| 24 month ratio of assessments to patient IDs | 1.02 | 1.07 |

| ACTIVITY | Contract |
|-------------------------------------------------------------------------------------------|----------|
| Contract assess and fit appliances (case starts) as a percentage of Area Team case starts | 3.6 % |

Cumulative percentage of contracted UOA delivered 2019 & 2020



| Month | Adjusted Scheduled Activity (UOA) | | |
|-----------|-----------------------------------|--------|-------|
| | 2018 | 2019 | 2020 |
| April | 124 | 0 | 0 |
| May | 2,119 | 0 | 6 |
| June | 2,833 | 960 | 178 |
| July | 3,975 | 2,388 | 3,484 |
| August | 4,080 | 4,349 | 4,351 |
| September | 5,624 | 4,958 | 4,922 |
| October | 5,624 | 6,331 | |
| November | 7,614 | 7,297 | |
| December | 8,580 | 7,297 | |
| January | 9,338 | 9,031 | |
| February | 10,325 | 10,211 | |
| March | 11,081 | 10,821 | |
| April | 11,060 | 10,930 | |
| May | 11,081 | 10,972 | |
| June | 11,081 | 10,972 | |

QUANTITY METRICS (rolling 12 month period)

| | Contract Quantity | Contract Base Number | Contract * | Area Team | Region | England |
|----------------------------------------------------------------------------------|-------------------|----------------------|------------|-----------|--------|---------|
| % of all assessments that were assess and fit appliances (case starts) | 522 | 631 | 82.7% | 59.6% | 56.3% | 57.9% |
| % of all assessments that were assess and refuse | 63 | 631 | 10.0% | 12.5% | 11.8% | 12.4% |
| % of all assessments that were assess and review | 46 | 631 | 7.3% | 27.9% | 31.9% | 29.7% |
| % of case starts with a reported IOTN of 3 and Aesthetic Component of 5 or below | 0 | 522 | N/A | 0.2% | 0.2% | 0.1% |
| % of case starts with a reported IOTN of 3 and Aesthetic Component of 6 or above | 21 | 522 | 4.0% | 5.1% | 4.0% | 4.0% |
| % of case starts with a reported IOTN of 4 | 422 | 522 | 80.8% | 76.0% | 76.4% | 78.0% |
| % of case starts with a reported IOTN of 5 | 79 | 522 | 15.1% | 18.3% | 17.9% | 16.6 % |
| % of concluded courses in receipt of dual-arch fixed appliances | 77 | 961 | 8.0% | 68.0% | 70.6% | 74.0% |
| % of concluded courses where treatment was abandoned or discontinued | 201 | 961 | 20.9% | 10.6% | 9.8% | 8.5% |
| % of patients satisfied with the treatment they have received | 10 | 10 | 100.0% | 98.1% | 94.8% | 95.5% |

* Figures in italics indicate that the base number is less than 100.

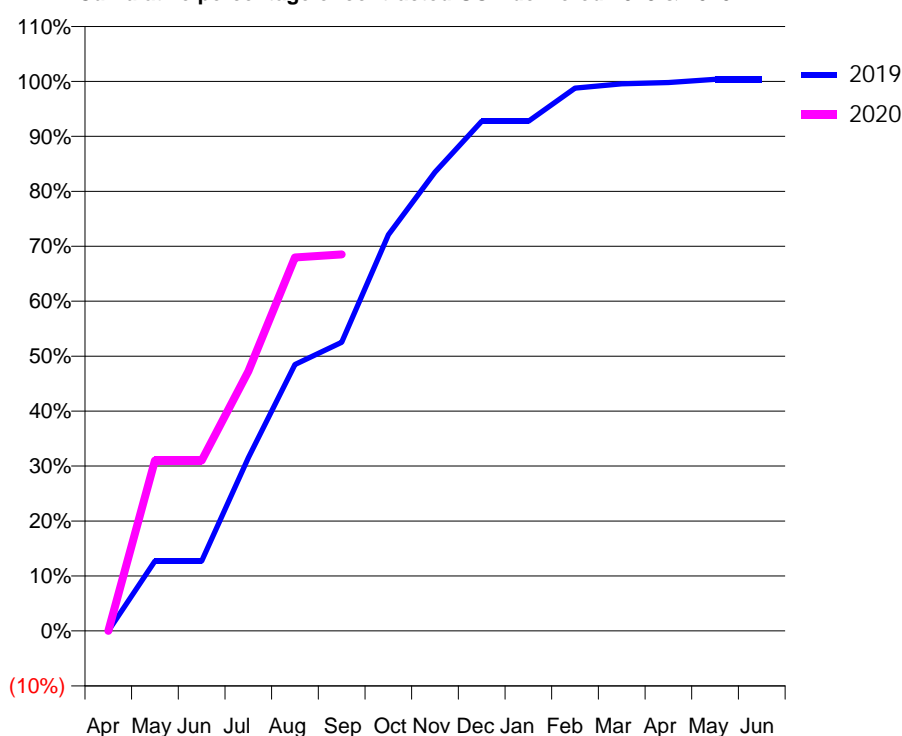
Q58 - Vital Signs Orthodontic At a Glance Contract Report for 232718/0001 - September 2019

| | | | |
|----------------------|--------------|---------------------------------------------|-------------|
| Name or company name | MR A RUMBAK | 19/20 Contracted general activity (UDA) | 0 |
| Contract type name | PDS Contract | Carry forward general activity (UDA) | 0 |
| Purpose of contract | Orthodontic | 19/20 Contracted orthodontic activity (UOA) | 3,747 |
| Contract start date | 01/04/2006 | Carry forward orthodontic activity (UOA) | 0 |
| Contract end date | 03/04/2020 | Baseline contract value | £237,251.84 |

| ACCESS | Contract | England and Wales |
|----------------------------------------------|----------|-------------------|
| 24 month ratio of assessments to patient IDs | 1.42 | 1.07 |

| ACTIVITY | Contract |
|-------------------------------------------------------------------------------------------|----------|
| Contract assess and fit appliances (case starts) as a percentage of Area Team case starts | 1.4 % |

Cumulative percentage of contracted UOA delivered 2019 & 2020



| Month | Adjusted Scheduled Activity (UOA) | | |
|-----------|-----------------------------------|-------|-------|
| | 2018 | 2019 | 2020 |
| April | 0 | 0 | 0 |
| May | 506 | 477 | 1,162 |
| June | 741 | 477 | 1,162 |
| July | 1,154 | 1,182 | 1,771 |
| August | 1,808 | 1,816 | 2,546 |
| September | 2,283 | 1,968 | 2,567 |
| October | 2,547 | 2,701 | |
| November | 3,192 | 3,128 | |
| December | 3,530 | 3,475 | |
| January | 3,575 | 3,475 | |
| February | 3,747 | 3,700 | |
| March | 3,747 | 3,730 | |
| April | 3,747 | 3,739 | |
| May | 3,747 | 3,761 | |
| June | 3,747 | 3,761 | |

QUANTITY METRICS (rolling 12 month period)

| | Contract Quantity | Contract Base Number | Contract * | Area Team | Region | England |
|----------------------------------------------------------------------------------|-------------------|----------------------|------------|-----------|--------|---------|
| % of all assessments that were assess and fit appliances (case starts) | 200 | 591 | 33.8% | 59.6% | 56.3% | 57.9% |
| % of all assessments that were assess and refuse | 1 | 591 | 0.2% | 12.5% | 11.8% | 12.4% |
| % of all assessments that were assess and review | 390 | 591 | 66.0% | 27.9% | 31.9% | 29.7% |
| % of case starts with a reported IOTN of 3 and Aesthetic Component of 5 or below | 0 | 200 | N/A | 0.2% | 0.2% | 0.1% |
| % of case starts with a reported IOTN of 3 and Aesthetic Component of 6 or above | 0 | 200 | N/A | 5.1% | 4.0% | 4.0% |
| % of case starts with a reported IOTN of 4 | 146 | 200 | 73.0% | 76.0% | 76.4% | 78.0% |
| % of case starts with a reported IOTN of 5 | 53 | 200 | 26.5% | 18.3% | 17.9% | 16.6 % |
| % of concluded courses in receipt of dual-arch fixed appliances | 0 | 108 | N/A | 68.0% | 70.6% | 74.0% |
| % of concluded courses where treatment was abandoned or discontinued | 8 | 108 | 7.4% | 10.6% | 9.8% | 8.5% |
| % of patients satisfied with the treatment they have received | 1 | 1 | 100.0% | 98.1% | 94.8% | 95.5% |

* Figures in italics indicate that the base number is less than 100.

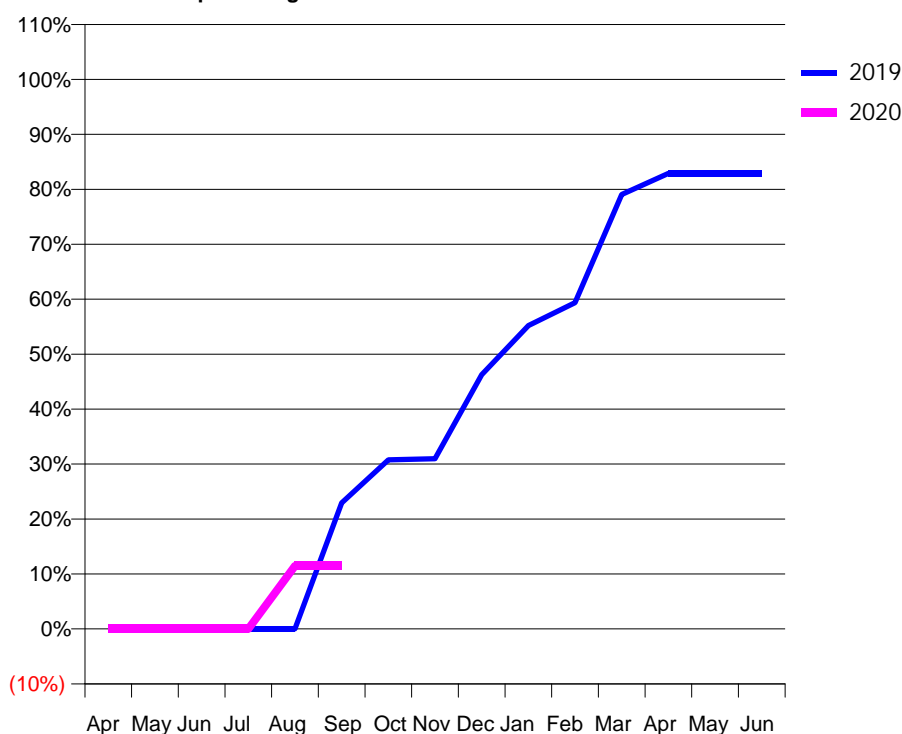
Q58 - Vital Signs Orthodontic At a Glance Contract Report for 263605/0003 - September 2019

| | | | |
|----------------------|--------------|---------------------------------------------|------------|
| Name or company name | MR MD VERNON | 19/20 Contracted general activity (UDA) | 0 |
| Contract type name | PDS Contract | Carry forward general activity (UDA) | 0 |
| Purpose of contract | Orthodontic | 19/20 Contracted orthodontic activity (UOA) | 549 |
| Contract start date | 01/02/2010 | Carry forward orthodontic activity (UOA) | 0 |
| Contract end date | 03/04/2020 | Baseline contract value | £34,764.80 |

| ACCESS | Contract | England and Wales |
|----------------------------------------------|----------|-------------------|
| 24 month ratio of assessments to patient IDs | 1.04 | 1.07 |

| ACTIVITY | Contract |
|-------------------------------------------------------------------------------------------|----------|
| Contract assess and fit appliances (case starts) as a percentage of Area Team case starts | 0.1 % |

Cumulative percentage of contracted UOA delivered 2019 & 2020



| Month | Adjusted Scheduled Activity (UOA) | | |
|-----------|-----------------------------------|------|------|
| | 2018 | 2019 | 2020 |
| April | 0 | 0 | 0 |
| May | 63 | 0 | 0 |
| June | 84 | 0 | 0 |
| July | 148 | 0 | 0 |
| August | 316 | 0 | 63 |
| September | 337 | 126 | 63 |
| October | 337 | 169 | |
| November | 379 | 170 | |
| December | 400 | 254 | |
| January | 400 | 303 | |
| February | 464 | 326 | |
| March | 549 | 434 | |
| April | 549 | 455 | |
| May | 549 | 455 | |
| June | 549 | 455 | |

QUANTITY METRICS (rolling 12 month period)

| | Contract Quantity | Contract Base Number | Contract * | Area Team | Region | England |
|----------------------------------------------------------------------------------|-------------------|----------------------|------------|-----------|--------|---------|
| % of all assessments that were assess and fit appliances (case starts) | 20 | 34 | 58.8% | 59.6% | 56.3% | 57.9% |
| % of all assessments that were assess and refuse | 3 | 34 | 8.8% | 12.5% | 11.8% | 12.4% |
| % of all assessments that were assess and review | 11 | 34 | 32.4% | 27.9% | 31.9% | 29.7% |
| % of case starts with a reported IOTN of 3 and Aesthetic Component of 5 or below | 0 | 20 | <i>N/A</i> | 0.2% | 0.2% | 0.1% |
| % of case starts with a reported IOTN of 3 and Aesthetic Component of 6 or above | 1 | 20 | 5.0% | 5.1% | 4.0% | 4.0% |
| % of case starts with a reported IOTN of 4 | 15 | 20 | 75.0% | 76.0% | 76.4% | 78.0% |
| % of case starts with a reported IOTN of 5 | 4 | 20 | 20.0% | 18.3% | 17.9% | 16.6% |
| % of concluded courses in receipt of dual-arch fixed appliances | 13 | 20 | 65.0% | 68.0% | 70.6% | 74.0% |
| % of concluded courses where treatment was abandoned or discontinued | 6 | 20 | 30.0% | 10.6% | 9.8% | 8.5% |
| % of patients satisfied with the treatment they have received | 0 | 0 | <i>N/A</i> | 98.1% | 94.8% | 95.5% |

* Figures in italics indicate that the base number is less than 100.

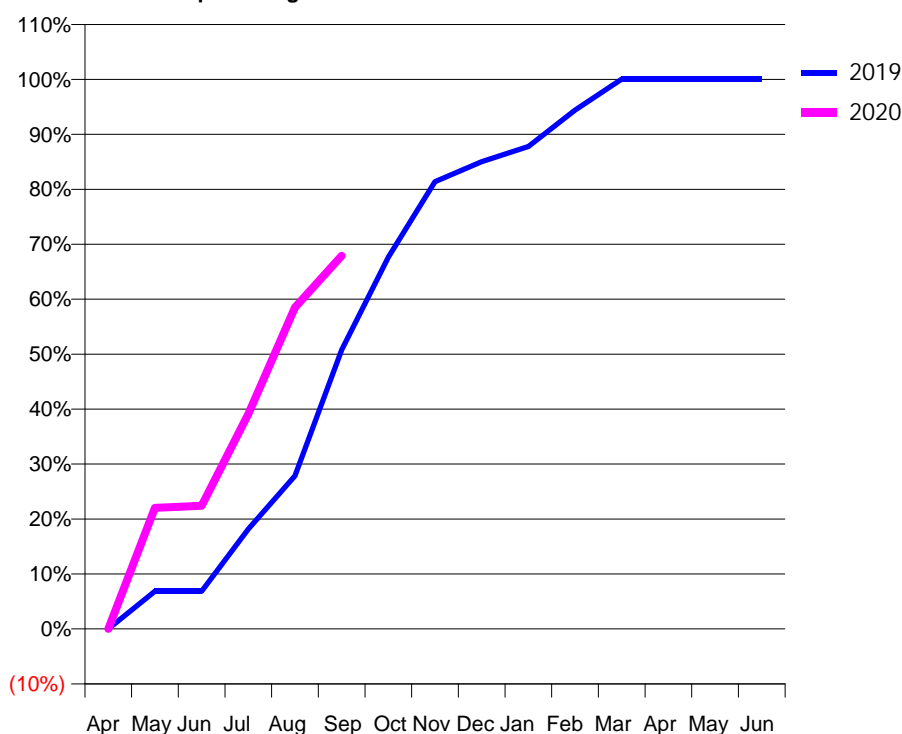
Q58 - Vital Signs Orthodontic At a Glance Contract Report for 333441/0001 - September 2019

| | | | |
|----------------------|----------------|---------------------------------------------|-------------|
| Name or company name | MRS AA SOYOMBO | 19/20 Contracted general activity (UDA) | 0 |
| Contract type name | PDS Contract | Carry forward general activity (UDA) | 0 |
| Purpose of contract | Orthodontic | 19/20 Contracted orthodontic activity (UOA) | 8,028 |
| Contract start date | 01/04/2006 | Carry forward orthodontic activity (UOA) | 0 |
| Contract end date | 29/05/2020 | Baseline contract value | £538,792.50 |

| ACCESS | Contract | England and Wales |
|----------------------------------------------|----------|-------------------|
| 24 month ratio of assessments to patient IDs | 1.33 | 1.07 |

| ACTIVITY | Contract |
|-------------------------------------------------------------------------------------------|----------|
| Contract assess and fit appliances (case starts) as a percentage of Area Team case starts | 2.9 % |

Cumulative percentage of contracted UOA delivered 2019 & 2020



| Month | Adjusted Scheduled Activity (UOA) | | |
|-----------|-----------------------------------|-------|-------|
| | 2018 | 2019 | 2020 |
| April | 194 | 0 | 0 |
| May | 194 | 550 | 1,768 |
| June | 664 | 550 | 1,800 |
| July | 2,058 | 1,461 | 3,142 |
| August | 3,865 | 2,237 | 4,696 |
| September | 4,461 | 4,077 | 5,451 |
| October | 5,430 | 5,432 | |
| November | 5,749 | 6,534 | |
| December | 6,723 | 6,826 | |
| January | 7,159 | 7,047 | |
| February | 7,586 | 7,579 | |
| March | 7,586 | 8,032 | |
| April | 7,959 | 8,032 | |
| May | 7,986 | 8,032 | |
| June | 7,986 | 8,032 | |

QUANTITY METRICS (rolling 12 month period)

| | Contract Quantity | Contract Base Number | Contract * | Area Team | Region | England |
|----------------------------------------------------------------------------------|-------------------|----------------------|------------|-----------|--------|---------|
| % of all assessments that were assess and fit appliances (case starts) | 425 | 925 | 45.9% | 59.6% | 56.3% | 57.9% |
| % of all assessments that were assess and refuse | 58 | 925 | 6.3% | 12.5% | 11.8% | 12.4% |
| % of all assessments that were assess and review | 442 | 925 | 47.8% | 27.9% | 31.9% | 29.7% |
| % of case starts with a reported IOTN of 3 and Aesthetic Component of 5 or below | 0 | 425 | N/A | 0.2% | 0.2% | 0.1% |
| % of case starts with a reported IOTN of 3 and Aesthetic Component of 6 or above | 1 | 425 | 0.2% | 5.1% | 4.0% | 4.0% |
| % of case starts with a reported IOTN of 4 | 408 | 425 | 96.0% | 76.0% | 76.4% | 78.0% |
| % of case starts with a reported IOTN of 5 | 12 | 425 | 2.8% | 18.3% | 17.9% | 16.6 % |
| % of concluded courses in receipt of dual-arch fixed appliances | 293 | 330 | 88.8% | 68.0% | 70.6% | 74.0% |
| % of concluded courses where treatment was abandoned or discontinued | 30 | 330 | 9.1% | 10.6% | 9.8% | 8.5% |
| % of patients satisfied with the treatment they have received | 0 | 0 | N/A | 98.1% | 94.8% | 95.5% |

* Figures in italics indicate that the base number is less than 100.

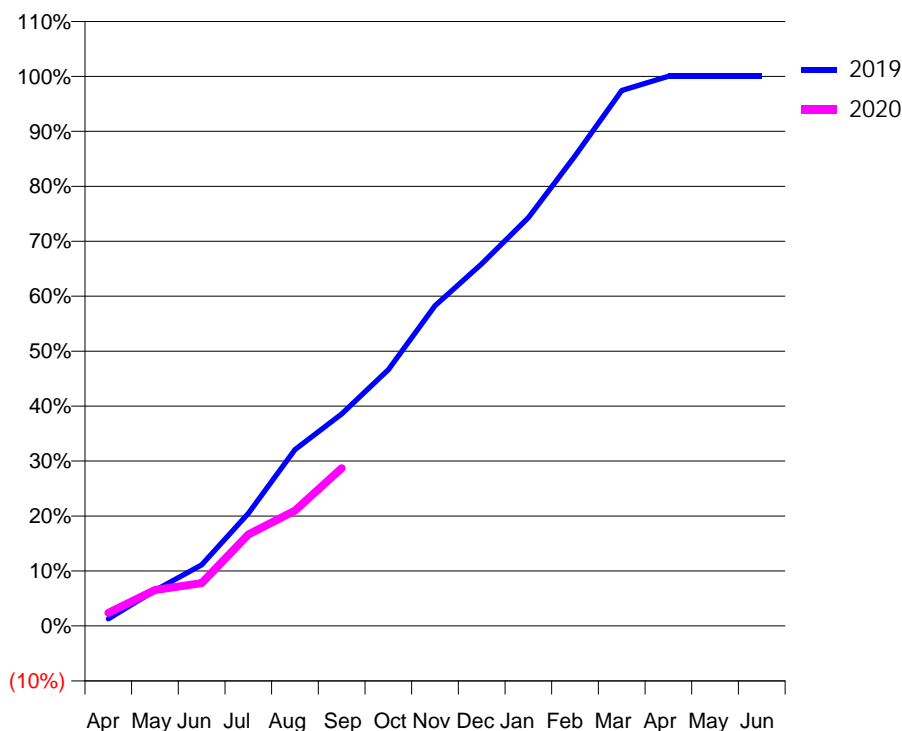
Q58 - Vital Signs Orthodontic At a Glance Contract Report for 335460/0001 - September 2019

| | | | |
|----------------------|--------------|---------------------------------------------|-------------|
| Name or company name | MR SF ISMAIL | 19/20 Contracted general activity (UDA) | 0 |
| Contract type name | PDS Contract | Carry forward general activity (UDA) | 0 |
| Purpose of contract | Orthodontic | 19/20 Contracted orthodontic activity (UOA) | 7,302 |
| Contract start date | 01/04/2006 | Carry forward orthodontic activity (UOA) | 0 |
| Contract end date | 03/04/2020 | Baseline contract value | £472,619.64 |

| ACCESS | Contract | England and Wales |
|----------------------------------------------|----------|-------------------|
| 24 month ratio of assessments to patient IDs | 1.02 | 1.07 |

| ACTIVITY | Contract |
|-------------------------------------------------------------------------------------------|----------|
| Contract assess and fit appliances (case starts) as a percentage of Area Team case starts | 2.1 % |

Cumulative percentage of contracted UOA delivered 2019 & 2020



| Month | Adjusted Scheduled Activity (UOA) | | |
|-----------|-----------------------------------|-------|-------|
| | 2018 | 2019 | 2020 |
| April | 106 | 94 | 172 |
| May | 496 | 473 | 478 |
| June | 916 | 813 | 570 |
| July | 1,431 | 1,497 | 1,215 |
| August | 2,012 | 2,341 | 1,532 |
| September | 2,712 | 2,816 | 2,095 |
| October | 3,310 | 3,405 | |
| November | 4,226 | 4,253 | |
| December | 4,881 | 4,811 | |
| January | 5,427 | 5,427 | |
| February | 6,443 | 6,246 | |
| March | 7,178 | 7,114 | |
| April | 7,304 | 7,303 | |
| May | 7,304 | 7,303 | |
| June | 7,304 | 7,303 | |

QUANTITY METRICS (rolling 12 month period)

| | Contract Quantity | Contract Base Number | Contract * | Area Team | Region | England |
|----------------------------------------------------------------------------------|-------------------|----------------------|------------|-----------|--------|---------|
| % of all assessments that were assess and fit appliances (case starts) | 307 | 613 | 50.1% | 59.6% | 56.3% | 57.9% |
| % of all assessments that were assess and refuse | 104 | 613 | 17.0% | 12.5% | 11.8% | 12.4% |
| % of all assessments that were assess and review | 202 | 613 | 33.0% | 27.9% | 31.9% | 29.7% |
| % of case starts with a reported IOTN of 3 and Aesthetic Component of 5 or below | 3 | 307 | 1.0% | 0.2% | 0.2% | 0.1% |
| % of case starts with a reported IOTN of 3 and Aesthetic Component of 6 or above | 7 | 307 | 2.3% | 5.1% | 4.0% | 4.0% |
| % of case starts with a reported IOTN of 4 | 227 | 307 | 73.9% | 76.0% | 76.4% | 78.0% |
| % of case starts with a reported IOTN of 5 | 61 | 307 | 19.9% | 18.3% | 17.9% | 16.6 % |
| % of concluded courses in receipt of dual-arch fixed appliances | 341 | 384 | 88.8% | 68.0% | 70.6% | 74.0% |
| % of concluded courses where treatment was abandoned or discontinued | 18 | 384 | 4.7% | 10.6% | 9.8% | 8.5% |
| % of patients satisfied with the treatment they have received | 5 | 5 | 100.0% | 98.1% | 94.8% | 95.5% |

* Figures in italics indicate that the base number is less than 100.

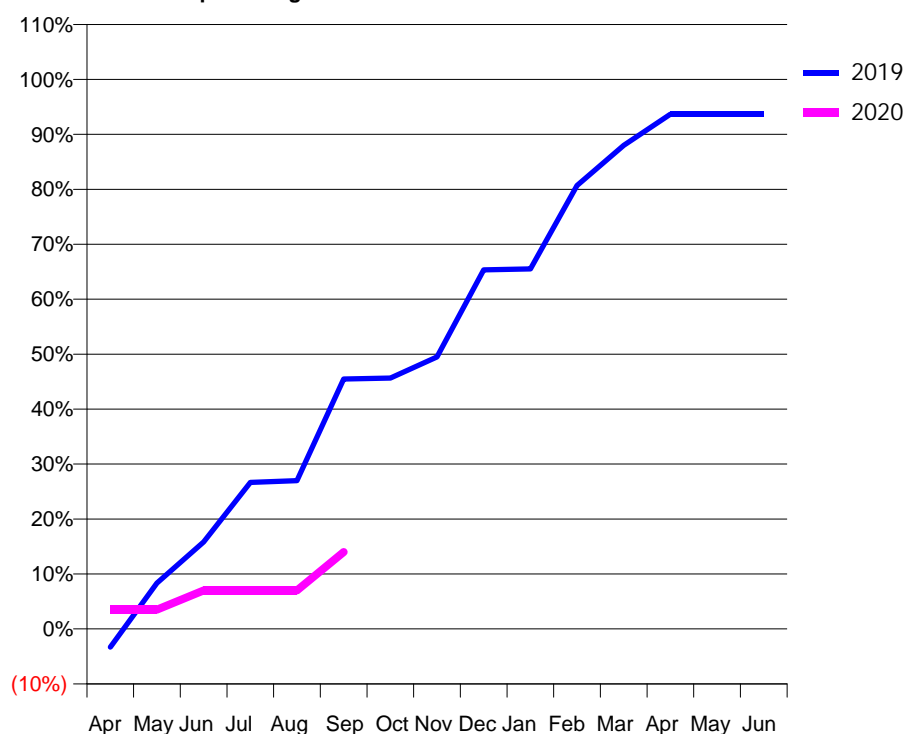
Q58 - Vital Signs Orthodontic At a Glance Contract Report for 363456/0002 - September 2019

| | | | |
|----------------------|------------------|---------------------------------------------|------------|
| Name or company name | Ballard & Tucker | 19/20 Contracted general activity (UDA) | 0 |
| Contract type name | GDS Contract | Carry forward general activity (UDA) | 0 |
| Purpose of contract | Orthodontic | 19/20 Contracted orthodontic activity (UOA) | 600 |
| Contract start date | 01/04/2006 | Carry forward orthodontic activity (UOA) | 0 |
| Contract end date | | Baseline contract value | £40,938.02 |

| ACCESS | Contract | England and Wales |
|----------------------------------------------|----------|-------------------|
| 24 month ratio of assessments to patient IDs | 1.18 | 1.07 |

| ACTIVITY | Contract |
|-------------------------------------------------------------------------------------------|----------|
| Contract assess and fit appliances (case starts) as a percentage of Area Team case starts | 0.1 % |

Cumulative percentage of contracted UOA delivered 2019 & 2020



| Month | Adjusted Scheduled Activity (UOA) | | |
|-----------|-----------------------------------|------|------|
| | 2018 | 2019 | 2020 |
| April | -21 | -20 | 21 |
| May | -19 | 50 | 21 |
| June | -13 | 95 | 42 |
| July | 34 | 160 | 42 |
| August | 90 | 162 | 42 |
| September | 104 | 273 | 84 |
| October | 220 | 274 | |
| November | 293 | 297 | |
| December | 341 | 392 | |
| January | 396 | 393 | |
| February | 555 | 484 | |
| March | 580 | 528 | |
| April | 580 | 562 | |
| May | 580 | 562 | |
| June | 580 | 562 | |

QUANTITY METRICS (rolling 12 month period)

| | Contract Quantity | Contract Base Number | Contract * | Area Team | Region | England |
|----------------------------------------------------------------------------------|-------------------|----------------------|------------|-----------|--------|---------|
| % of all assessments that were assess and fit appliances (case starts) | 18 | 56 | 32.1% | 59.6% | 56.3% | 57.9% |
| % of all assessments that were assess and refuse | 4 | 56 | 7.1% | 12.5% | 11.8% | 12.4% |
| % of all assessments that were assess and review | 34 | 56 | 60.7% | 27.9% | 31.9% | 29.7% |
| % of case starts with a reported IOTN of 3 and Aesthetic Component of 5 or below | 0 | 18 | <i>N/A</i> | 0.2% | 0.2% | 0.1% |
| % of case starts with a reported IOTN of 3 and Aesthetic Component of 6 or above | 1 | 18 | 5.6% | 5.1% | 4.0% | 4.0% |
| % of case starts with a reported IOTN of 4 | 13 | 18 | 72.2% | 76.0% | 76.4% | 78.0% |
| % of case starts with a reported IOTN of 5 | 4 | 18 | 22.2% | 18.3% | 17.9% | 16.6% |
| % of concluded courses in receipt of dual-arch fixed appliances | 1 | 13 | 7.7% | 68.0% | 70.6% | 74.0% |
| % of concluded courses where treatment was abandoned or discontinued | 0 | 13 | 0.0% | 10.6% | 9.8% | 8.5% |
| % of patients satisfied with the treatment they have received | 0 | 0 | <i>N/A</i> | 98.1% | 94.8% | 95.5% |

* Figures in italics indicate that the base number is less than 100.

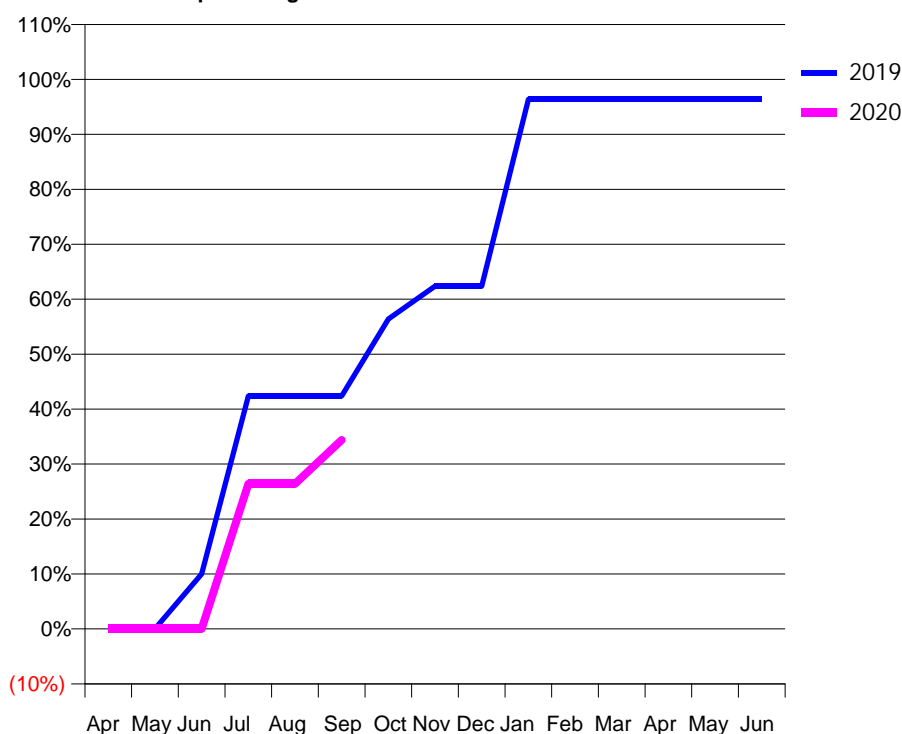
Q58 - Vital Signs Orthodontic At a Glance Contract Report for 573949/0001 - September 2019

| | | | |
|----------------------|-------------------------|---------------------------------------------|-------------|
| Name or company name | MR IJ DIBBLE | 19/20 Contracted general activity (UDA) | 3,281 |
| Contract type name | GDS Contract | Carry forward general activity (UDA) | 38 |
| Purpose of contract | General and Orthodontic | 19/20 Contracted orthodontic activity (UOA) | 1,050 |
| Contract start date | 01/04/2006 | Carry forward orthodontic activity (UOA) | 0 |
| Contract end date | | Baseline contract value | £192,233.13 |

| ACCESS | Contract | England and Wales |
|----------------------------------------------|----------|-------------------|
| 24 month ratio of assessments to patient IDs | 1.01 | 1.07 |

| ACTIVITY | Contract |
|-------------------------------------------------------------------------------------------|----------|
| Contract assess and fit appliances (case starts) as a percentage of Area Team case starts | 0.3 % |

Cumulative percentage of contracted UOA delivered 2019 & 2020



| Month | Adjusted Scheduled Activity (UOA) | | |
|-----------|-----------------------------------|-------|------|
| | 2018 | 2019 | 2020 |
| April | 0 | 0 | 0 |
| May | 0 | 0 | 0 |
| June | 168 | 105 | 0 |
| July | 168 | 445 | 277 |
| August | 294 | 445 | 277 |
| September | 295 | 445 | 361 |
| October | 421 | 592 | |
| November | 421 | 655 | |
| December | 463 | 655 | |
| January | 694 | 1,012 | |
| February | 927 | 1,012 | |
| March | 1,053 | 1,012 | |
| April | 1,053 | 1,012 | |
| May | 1,057 | 1,012 | |
| June | 1,057 | 1,012 | |

QUANTITY METRICS (rolling 12 month period)

| | Contract Quantity | Contract Base Number | Contract * | Area Team | Region | England |
|----------------------------------------------------------------------------------|-------------------|----------------------|------------|-----------|--------|---------|
| % of all assessments that were assess and fit appliances (case starts) | 45 | 45 | 100.0% | 59.6% | 56.3% | 57.9% |
| % of all assessments that were assess and refuse | 0 | 45 | 0.0% | 12.5% | 11.8% | 12.4% |
| % of all assessments that were assess and review | 0 | 45 | 0.0% | 27.9% | 31.9% | 29.7% |
| % of case starts with a reported IOTN of 3 and Aesthetic Component of 5 or below | 0 | 45 | N/A | 0.2% | 0.2% | 0.1% |
| % of case starts with a reported IOTN of 3 and Aesthetic Component of 6 or above | 0 | 45 | N/A | 5.1% | 4.0% | 4.0% |
| % of case starts with a reported IOTN of 4 | 38 | 45 | 84.4% | 76.0% | 76.4% | 78.0% |
| % of case starts with a reported IOTN of 5 | 7 | 45 | 15.6% | 18.3% | 17.9% | 16.6 % |
| % of concluded courses in receipt of dual-arch fixed appliances | 0 | 17 | N/A | 68.0% | 70.6% | 74.0% |
| % of concluded courses where treatment was abandoned or discontinued | 0 | 17 | 0.0% | 10.6% | 9.8% | 8.5% |
| % of patients satisfied with the treatment they have received | 0 | 0 | N/A | 98.1% | 94.8% | 95.5% |

* Figures in italics indicate that the base number is less than 100.

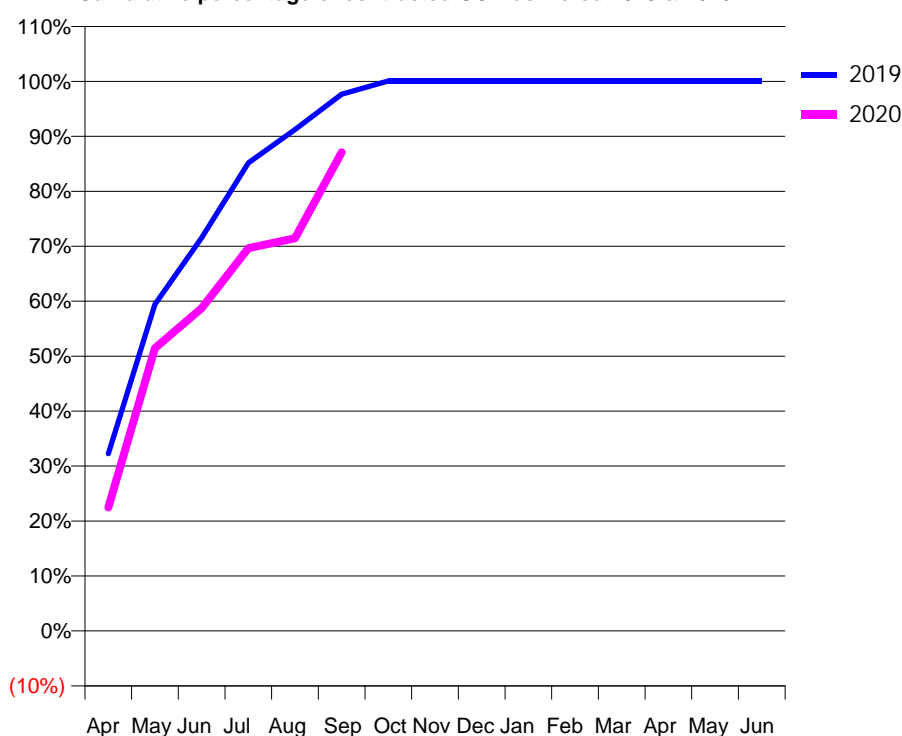
Q58 - Vital Signs Orthodontic At a Glance Contract Report for 577987/0001 - September 2019

| | | | |
|----------------------|--------------|---------------------------------------------|------------|
| Name or company name | MR K SHETH | 19/20 Contracted general activity (UDA) | 0 |
| Contract type name | PDS Contract | Carry forward general activity (UDA) | 0 |
| Purpose of contract | Orthodontic | 19/20 Contracted orthodontic activity (UOA) | 1,153 |
| Contract start date | 01/04/2006 | Carry forward orthodontic activity (UOA) | 0 |
| Contract end date | 03/04/2020 | Baseline contract value | £73,407.36 |

| ACCESS | Contract | England and Wales |
|----------------------------------------------|----------|-------------------|
| 24 month ratio of assessments to patient IDs | 1.18 | 1.07 |

| ACTIVITY | Contract |
|-------------------------------------------------------------------------------------------|----------|
| Contract assess and fit appliances (case starts) as a percentage of Area Team case starts | 0.3 % |

Cumulative percentage of contracted UOA delivered 2019 & 2020



| Month | Adjusted Scheduled Activity (UOA) | | |
|-----------|-----------------------------------|-------|-------|
| | 2018 | 2019 | 2020 |
| April | 195 | 372 | 259 |
| May | 595 | 685 | 593 |
| June | 784 | 825 | 677 |
| July | 870 | 982 | 803 |
| August | 933 | 1,052 | 824 |
| September | 1,045 | 1,126 | 1,004 |
| October | 1,113 | 1,154 | |
| November | 1,128 | 1,154 | |
| December | 1,142 | 1,154 | |
| January | 1,150 | 1,154 | |
| February | 1,166 | 1,154 | |
| March | 1,181 | 1,154 | |
| April | 1,183 | 1,154 | |
| May | 1,204 | 1,154 | |
| June | 1,204 | 1,154 | |

QUANTITY METRICS (rolling 12 month period)

| | Contract Quantity | Contract Base Number | Contract * | Area Team | Region | England |
|----------------------------------------------------------------------------------|-------------------|----------------------|------------|-----------|--------|---------|
| % of all assessments that were assess and fit appliances (case starts) | 43 | 173 | 24.9% | 59.6% | 56.3% | 57.9% |
| % of all assessments that were assess and refuse | 24 | 173 | 13.9% | 12.5% | 11.8% | 12.4% |
| % of all assessments that were assess and review | 106 | 173 | 61.3% | 27.9% | 31.9% | 29.7% |
| % of case starts with a reported IOTN of 3 and Aesthetic Component of 5 or below | 4 | 43 | 9.3% | 0.2% | 0.2% | 0.1% |
| % of case starts with a reported IOTN of 3 and Aesthetic Component of 6 or above | 11 | 43 | 25.6% | 5.1% | 4.0% | 4.0% |
| % of case starts with a reported IOTN of 4 | 23 | 43 | 53.5% | 76.0% | 76.4% | 78.0% |
| % of case starts with a reported IOTN of 5 | 5 | 43 | 11.6% | 18.3% | 17.9% | 16.6% |
| % of concluded courses in receipt of dual-arch fixed appliances | 48 | 95 | 50.5% | 68.0% | 70.6% | 74.0% |
| % of concluded courses where treatment was abandoned or discontinued | 19 | 95 | 20.0% | 10.6% | 9.8% | 8.5% |
| % of patients satisfied with the treatment they have received | 1 | 1 | 100.0% | 98.1% | 94.8% | 95.5% |

* Figures in italics indicate that the base number is less than 100.

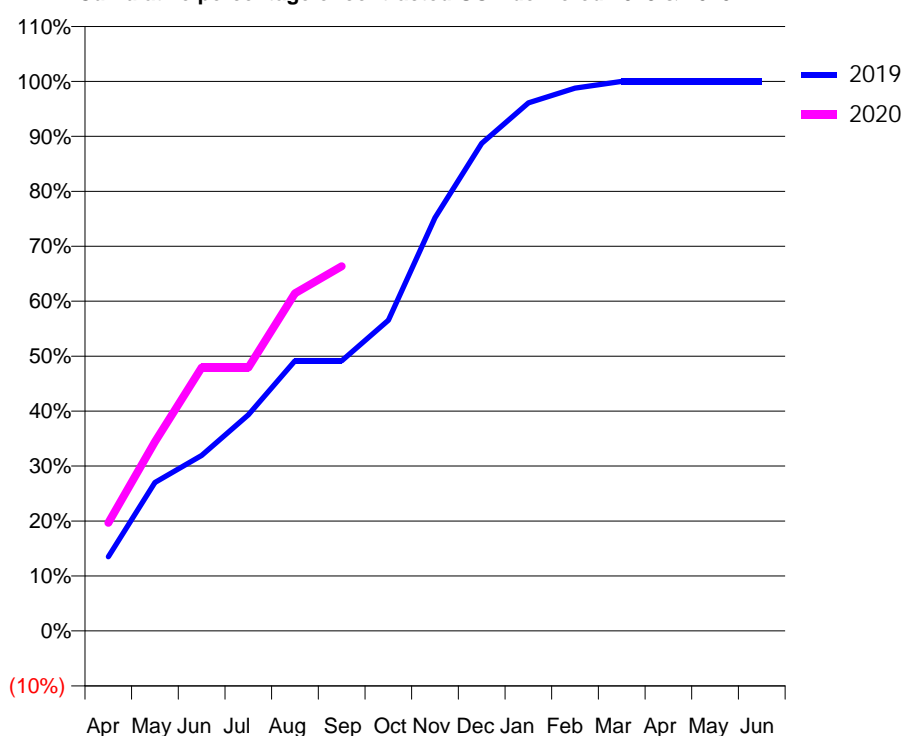
Q58 - Vital Signs Orthodontic At a Glance Contract Report for 623628/0003 - September 2019

| | | | |
|----------------------|--------------|---------------------------------------------|-------------|
| Name or company name | MR J PANDYA | 19/20 Contracted general activity (UDA) | 0 |
| Contract type name | PDS Contract | Carry forward general activity (UDA) | 0 |
| Purpose of contract | Orthodontic | 19/20 Contracted orthodontic activity (UOA) | 1,709 |
| Contract start date | 01/12/2013 | Carry forward orthodontic activity (UOA) | 0 |
| Contract end date | 03/04/2020 | Baseline contract value | £109,120.44 |

| ACCESS | Contract | England and Wales |
|----------------------------------------------|----------|-------------------|
| 24 month ratio of assessments to patient IDs | 1.02 | 1.07 |

| ACTIVITY | Contract |
|-------------------------------------------------------------------------------------------|----------|
| Contract assess and fit appliances (case starts) as a percentage of Area Team case starts | 0.7 % |

Cumulative percentage of contracted UOA delivered 2019 & 2020



| Month | Adjusted Scheduled Activity (UOA) | | |
|-----------|-----------------------------------|-------|-------|
| | 2018 | 2019 | 2020 |
| April | 147 | 231 | 336 |
| May | 462 | 462 | 588 |
| June | 651 | 546 | 819 |
| July | 840 | 672 | 819 |
| August | 945 | 840 | 1,050 |
| September | 1,029 | 840 | 1,134 |
| October | 1,386 | 966 | |
| November | 1,575 | 1,285 | |
| December | 1,604 | 1,516 | |
| January | 1,667 | 1,642 | |
| February | 1,709 | 1,688 | |
| March | 1,709 | 1,709 | |
| April | 1,709 | 1,709 | |
| May | 1,709 | 1,709 | |
| June | 1,709 | 1,709 | |

QUANTITY METRICS (rolling 12 month period)

| | Contract Quantity | Contract Base Number | Contract * | Area Team | Region | England |
|----------------------------------------------------------------------------------|-------------------|----------------------|------------|-----------|--------|---------|
| % of all assessments that were assess and fit appliances (case starts) | 96 | 104 | 92.3% | 59.6% | 56.3% | 57.9% |
| % of all assessments that were assess and refuse | 3 | 104 | 2.9% | 12.5% | 11.8% | 12.4% |
| % of all assessments that were assess and review | 5 | 104 | 4.8% | 27.9% | 31.9% | 29.7% |
| % of case starts with a reported IOTN of 3 and Aesthetic Component of 5 or below | 0 | 96 | <i>N/A</i> | 0.2% | 0.2% | 0.1% |
| % of case starts with a reported IOTN of 3 and Aesthetic Component of 6 or above | 7 | 96 | 7.3% | 5.1% | 4.0% | 4.0% |
| % of case starts with a reported IOTN of 4 | 75 | 96 | 78.1% | 76.0% | 76.4% | 78.0% |
| % of case starts with a reported IOTN of 5 | 14 | 96 | 14.6% | 18.3% | 17.9% | 16.6% |
| % of concluded courses in receipt of dual-arch fixed appliances | 83 | 89 | 93.3% | 68.0% | 70.6% | 74.0% |
| % of concluded courses where treatment was abandoned or discontinued | 2 | 89 | 2.2% | 10.6% | 9.8% | 8.5% |
| % of patients satisfied with the treatment they have received | 0 | 0 | <i>N/A</i> | 98.1% | 94.8% | 95.5% |

* Figures in italics indicate that the base number is less than 100.

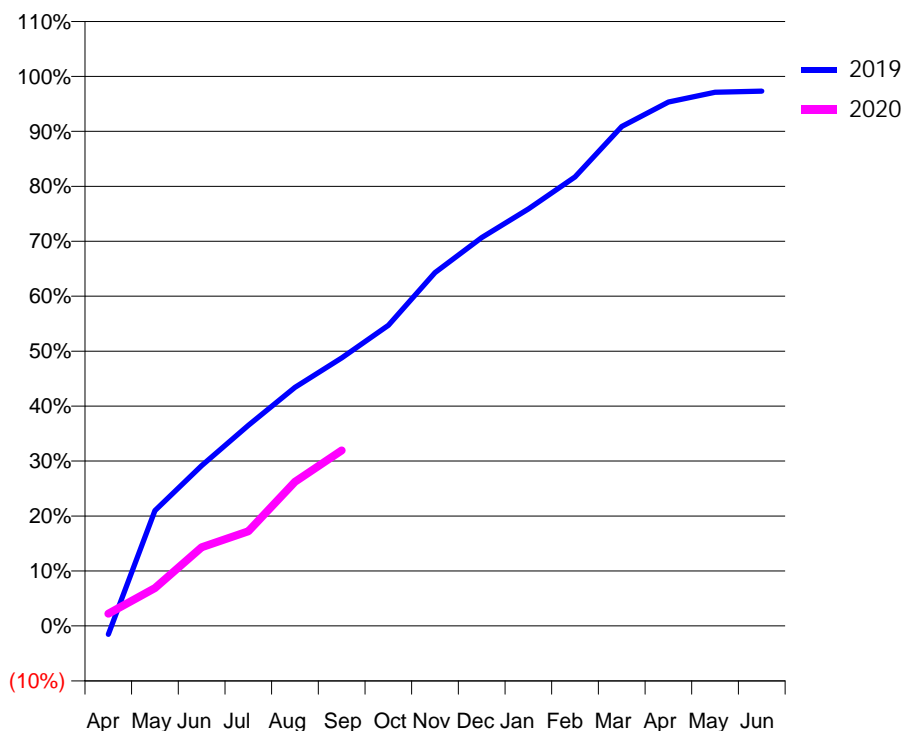
Q58 - Vital Signs Orthodontic At a Glance Contract Report for 631256/0001 - September 2019

| | | | |
|----------------------|-----------------------------|---------------------------------------------|-------------|
| Name or company name | Smiles Orthodontics Limited | 19/20 Contracted general activity (UDA) | 0 |
| Contract type name | PDS Contract | Carry forward general activity (UDA) | 0 |
| Purpose of contract | Orthodontic | 19/20 Contracted orthodontic activity (UOA) | 10,755 |
| Contract start date | 01/04/2006 | Carry forward orthodontic activity (UOA) | 0 |
| Contract end date | 30/09/2026 | Baseline contract value | £721,615.29 |

| ACCESS | Contract | England and Wales |
|----------------------------------------------|----------|-------------------|
| 24 month ratio of assessments to patient IDs | 1.19 | 1.07 |

| ACTIVITY | Contract |
|-------------------------------------------------------------------------------------------|----------|
| Contract assess and fit appliances (case starts) as a percentage of Area Team case starts | 2.7 % |

Cumulative percentage of contracted UOA delivered 2019 & 2020



| Month | Adjusted Scheduled Activity (UOA) | | |
|-----------|-----------------------------------|--------|-------|
| | 2018 | 2019 | 2020 |
| April | 391 | -166 | 240 |
| May | 1,810 | 2,255 | 740 |
| June | 2,775 | 3,136 | 1,542 |
| July | 4,157 | 3,927 | 1,851 |
| August | 4,797 | 4,668 | 2,821 |
| September | 5,304 | 5,245 | 3,437 |
| October | 6,366 | 5,883 | |
| November | 7,771 | 6,914 | |
| December | 8,610 | 7,602 | |
| January | 9,146 | 8,159 | |
| February | 9,869 | 8,786 | |
| March | 10,443 | 9,774 | |
| April | 10,449 | 10,252 | |
| May | 10,589 | 10,443 | |
| June | 10,589 | 10,464 | |

QUANTITY METRICS (rolling 12 month period)

| | Contract Quantity | Contract Base Number | Contract * | Area Team | Region | England |
|----------------------------------------------------------------------------------|-------------------|----------------------|------------|-----------|--------|---------|
| % of all assessments that were assess and fit appliances (case starts) | 389 | 1,043 | 37.3% | 59.6% | 56.3% | 57.9% |
| % of all assessments that were assess and refuse | 105 | 1,043 | 10.1% | 12.5% | 11.8% | 12.4% |
| % of all assessments that were assess and review | 549 | 1,043 | 52.6% | 27.9% | 31.9% | 29.7% |
| % of case starts with a reported IOTN of 3 and Aesthetic Component of 5 or below | 1 | 389 | 0.3% | 0.2% | 0.2% | 0.1% |
| % of case starts with a reported IOTN of 3 and Aesthetic Component of 6 or above | 12 | 389 | 3.1% | 5.1% | 4.0% | 4.0% |
| % of case starts with a reported IOTN of 4 | 270 | 389 | 69.4% | 76.0% | 76.4% | 78.0% |
| % of case starts with a reported IOTN of 5 | 103 | 389 | 26.5% | 18.3% | 17.9% | 16.6 % |
| % of concluded courses in receipt of dual-arch fixed appliances | 349 | 393 | 88.8% | 68.0% | 70.6% | 74.0% |
| % of concluded courses where treatment was abandoned or discontinued | 17 | 393 | 4.3% | 10.6% | 9.8% | 8.5% |
| % of patients satisfied with the treatment they have received | 4 | 5 | 80.0% | 98.1% | 94.8% | 95.5% |

* Figures in italics indicate that the base number is less than 100.

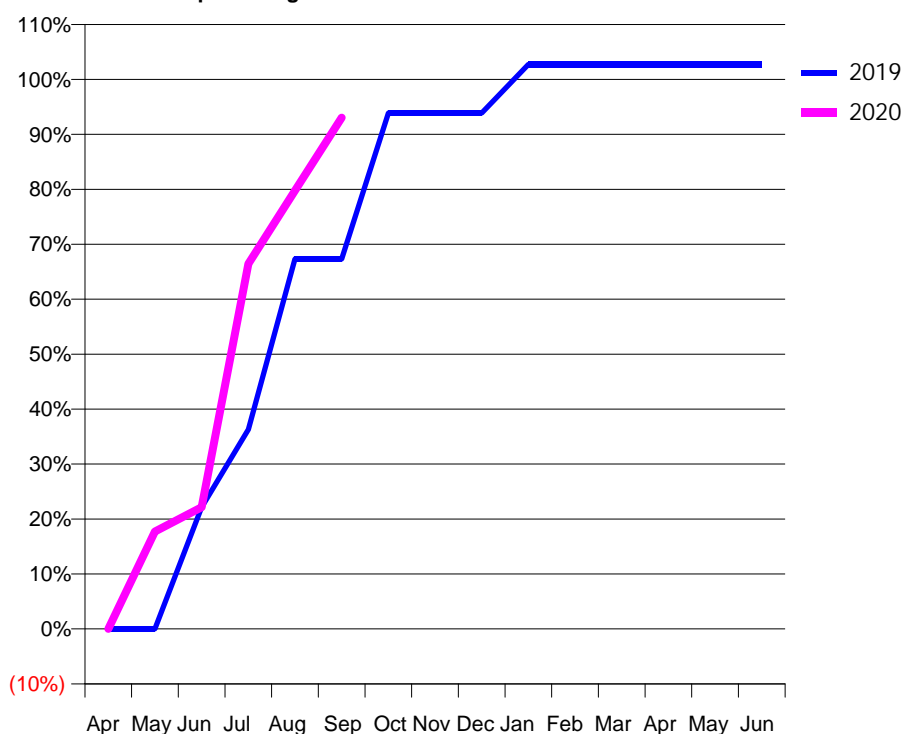
Q58 - Vital Signs Orthodontic At a Glance Contract Report for 674591/0001 - September 2019

| | | | |
|----------------------|--------------|---------------------------------------------|------------|
| Name or company name | MR S POPAT | 19/20 Contracted general activity (UDA) | 0 |
| Contract type name | PDS Contract | Carry forward general activity (UDA) | 0 |
| Purpose of contract | Orthodontic | 19/20 Contracted orthodontic activity (UOA) | 474 |
| Contract start date | 01/04/2006 | Carry forward orthodontic activity (UOA) | 0 |
| Contract end date | 03/04/2020 | Baseline contract value | £30,265.10 |

| ACCESS | Contract | England and Wales |
|----------------------------------------------|----------|-------------------|
| 24 month ratio of assessments to patient IDs | 1.00 | 1.07 |

| ACTIVITY | Contract |
|-------------------------------------------------------------------------------------------|----------|
| Contract assess and fit appliances (case starts) as a percentage of Area Team case starts | 0.2 % |

Cumulative percentage of contracted UOA delivered 2019 & 2020



| Month | Adjusted Scheduled Activity (UOA) | | |
|-----------|-----------------------------------|------|------|
| | 2018 | 2019 | 2020 |
| April | -8 | 0 | 0 |
| May | -8 | 0 | 84 |
| June | 181 | 105 | 105 |
| July | 370 | 172 | 315 |
| August | 391 | 319 | 378 |
| September | 412 | 319 | 441 |
| October | 454 | 445 | |
| November | 454 | 445 | |
| December | 454 | 445 | |
| January | 454 | 487 | |
| February | 454 | 487 | |
| March | 454 | 487 | |
| April | 475 | 487 | |
| May | 475 | 487 | |
| June | 475 | 487 | |

QUANTITY METRICS (rolling 12 month period)

| | Contract Quantity | Contract Base Number | Contract * | Area Team | Region | England |
|----------------------------------------------------------------------------------|-------------------|----------------------|------------|-----------|--------|---------|
| % of all assessments that were assess and fit appliances (case starts) | 29 | 29 | 100.0% | 59.6% | 56.3% | 57.9% |
| % of all assessments that were assess and refuse | 0 | 29 | 0.0% | 12.5% | 11.8% | 12.4% |
| % of all assessments that were assess and review | 0 | 29 | 0.0% | 27.9% | 31.9% | 29.7% |
| % of case starts with a reported IOTN of 3 and Aesthetic Component of 5 or below | 0 | 29 | N/A | 0.2% | 0.2% | 0.1% |
| % of case starts with a reported IOTN of 3 and Aesthetic Component of 6 or above | 0 | 29 | N/A | 5.1% | 4.0% | 4.0% |
| % of case starts with a reported IOTN of 4 | 26 | 29 | 89.7% | 76.0% | 76.4% | 78.0% |
| % of case starts with a reported IOTN of 5 | 3 | 29 | 10.3% | 18.3% | 17.9% | 16.6% |
| % of concluded courses in receipt of dual-arch fixed appliances | 20 | 26 | 76.9% | 68.0% | 70.6% | 74.0% |
| % of concluded courses where treatment was abandoned or discontinued | 5 | 26 | 19.2% | 10.6% | 9.8% | 8.5% |
| % of patients satisfied with the treatment they have received | 0 | 0 | N/A | 98.1% | 94.8% | 95.5% |

* Figures in italics indicate that the base number is less than 100.

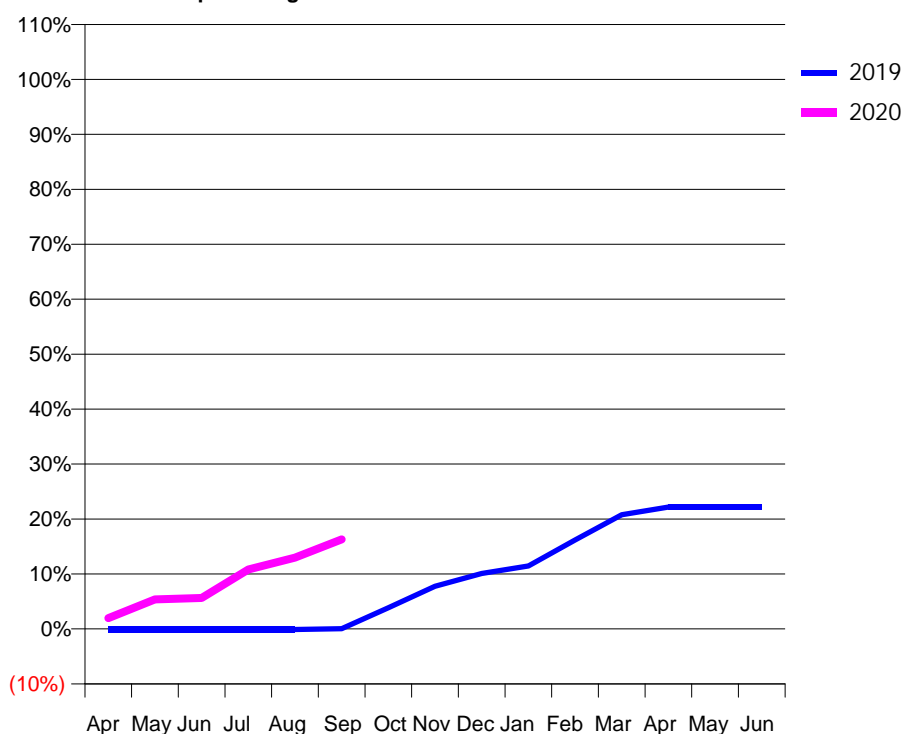
Q58 - Vital Signs Orthodontic At a Glance Contract Report for 736155/0001 - September 2019

| | | | |
|----------------------|----------------------------------------|---------------------------------------------|---------------|
| Name or company name | Marsh Road Dental Practice Partnership | 19/20 Contracted general activity (UDA) | 22,556 |
| Contract type name | GDS Contract | Carry forward general activity (UDA) | 0 |
| Purpose of contract | General and Orthodontic | 19/20 Contracted orthodontic activity (UOA) | 6,000 |
| Contract start date | 01/04/2006 | Carry forward orthodontic activity (UOA) | 0 |
| Contract end date | | Baseline contract value | £1,071,452.30 |

| ACCESS | Contract | England and Wales |
|----------------------------------------------|----------|-------------------|
| 24 month ratio of assessments to patient IDs | 1.11 | 1.07 |

| ACTIVITY | Contract |
|-------------------------------------------------------------------------------------------|----------|
| Contract assess and fit appliances (case starts) as a percentage of Area Team case starts | 0.6 % |

Cumulative percentage of contracted UOA delivered 2019 & 2020



| Month | Adjusted Scheduled Activity (UOA) | | |
|-----------|-----------------------------------|-------|------|
| | 2018 | 2019 | 2020 |
| April | 168 | -7 | 118 |
| May | 210 | -7 | 322 |
| June | 399 | -7 | 338 |
| July | 567 | -7 | 648 |
| August | 840 | -7 | 778 |
| September | 1,260 | 2 | 977 |
| October | 1,470 | 231 | |
| November | 1,957 | 464 | |
| December | 2,608 | 603 | |
| January | 3,511 | 685 | |
| February | 3,973 | 967 | |
| March | 5,531 | 1,243 | |
| April | 5,993 | 1,325 | |
| May | 5,993 | 1,325 | |
| June | 5,993 | 1,325 | |

QUANTITY METRICS (rolling 12 month period)

| | Contract Quantity | Contract Base Number | Contract * | Area Team | Region | England |
|----------------------------------------------------------------------------------|-------------------|----------------------|------------|-----------|--------|---------|
| % of all assessments that were assess and fit appliances (case starts) | 93 | 484 | 19.2% | 59.6% | 56.3% | 57.9% |
| % of all assessments that were assess and refuse | 191 | 484 | 39.5% | 12.5% | 11.8% | 12.4% |
| % of all assessments that were assess and review | 200 | 484 | 41.3% | 27.9% | 31.9% | 29.7% |
| % of case starts with a reported IOTN of 3 and Aesthetic Component of 5 or below | 0 | 93 | <i>N/A</i> | 0.2% | 0.2% | 0.1% |
| % of case starts with a reported IOTN of 3 and Aesthetic Component of 6 or above | 0 | 93 | <i>N/A</i> | 5.1% | 4.0% | 4.0% |
| % of case starts with a reported IOTN of 4 | 76 | 93 | 81.7% | 76.0% | 76.4% | 78.0% |
| % of case starts with a reported IOTN of 5 | 17 | 93 | 18.3% | 18.3% | 17.9% | 16.6 % |
| % of concluded courses in receipt of dual-arch fixed appliances | 1 | 42 | 2.4% | 68.0% | 70.6% | 74.0% |
| % of concluded courses where treatment was abandoned or discontinued | 1 | 42 | 2.4% | 10.6% | 9.8% | 8.5% |
| % of patients satisfied with the treatment they have received | 0 | 0 | <i>N/A</i> | 98.1% | 94.8% | 95.5% |

* Figures in italics indicate that the base number is less than 100.

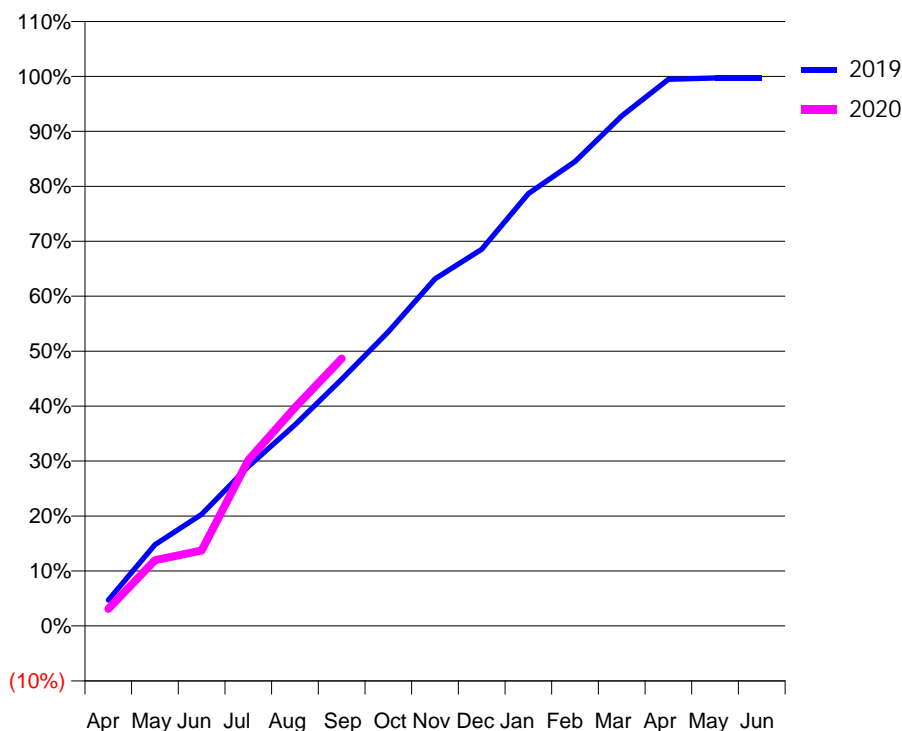
Q58 - Vital Signs Orthodontic At a Glance Contract Report for 748897/0001 - September 2019

| | | | |
|----------------------|--------------|---------------------------------------------|-------------|
| Name or company name | MR RM TOBIN | 19/20 Contracted general activity (UDA) | 0 |
| Contract type name | PDS Contract | Carry forward general activity (UDA) | 0 |
| Purpose of contract | Orthodontic | 19/20 Contracted orthodontic activity (UOA) | 8,736 |
| Contract start date | 01/04/2006 | Carry forward orthodontic activity (UOA) | 0 |
| Contract end date | 29/05/2020 | Baseline contract value | £587,468.12 |

| ACCESS | Contract | England and Wales |
|----------------------------------------------|----------|-------------------|
| 24 month ratio of assessments to patient IDs | 1.09 | 1.07 |

| ACTIVITY | Contract |
|-------------------------------------------------------------------------------------------|----------|
| Contract assess and fit appliances (case starts) as a percentage of Area Team case starts | 2.8 % |

Cumulative percentage of contracted UOA delivered 2019 & 2020



| Month | Adjusted Scheduled Activity (UOA) | | |
|-----------|-----------------------------------|-------|-------|
| | 2018 | 2019 | 2020 |
| April | 110 | 411 | 270 |
| May | 530 | 1,293 | 1,045 |
| June | 1,160 | 1,776 | 1,201 |
| July | 2,065 | 2,534 | 2,639 |
| August | 2,695 | 3,197 | 3,472 |
| September | 3,266 | 3,921 | 4,249 |
| October | 3,797 | 4,677 | |
| November | 4,595 | 5,518 | |
| December | 5,483 | 5,988 | |
| January | 6,285 | 6,871 | |
| February | 7,043 | 7,383 | |
| March | 8,051 | 8,106 | |
| April | 8,704 | 8,689 | |
| May | 8,704 | 8,710 | |
| June | 8,704 | 8,710 | |

QUANTITY METRICS (rolling 12 month period)

| | Contract Quantity | Contract Base Number | Contract * | Area Team | Region | England |
|----------------------------------------------------------------------------------|-------------------|----------------------|------------|-----------|--------|---------|
| % of all assessments that were assess and fit appliances (case starts) | 399 | 1,177 | 33.9% | 59.6% | 56.3% | 57.9% |
| % of all assessments that were assess and refuse | 103 | 1,177 | 8.8% | 12.5% | 11.8% | 12.4% |
| % of all assessments that were assess and review | 675 | 1,177 | 57.3% | 27.9% | 31.9% | 29.7% |
| % of case starts with a reported IOTN of 3 and Aesthetic Component of 5 or below | 0 | 399 | N/A | 0.2% | 0.2% | 0.1% |
| % of case starts with a reported IOTN of 3 and Aesthetic Component of 6 or above | 27 | 399 | 6.8% | 5.1% | 4.0% | 4.0% |
| % of case starts with a reported IOTN of 4 | 331 | 399 | 83.0% | 76.0% | 76.4% | 78.0% |
| % of case starts with a reported IOTN of 5 | 41 | 399 | 10.3% | 18.3% | 17.9% | 16.6 % |
| % of concluded courses in receipt of dual-arch fixed appliances | 340 | 433 | 78.5% | 68.0% | 70.6% | 74.0% |
| % of concluded courses where treatment was abandoned or discontinued | 57 | 433 | 13.2% | 10.6% | 9.8% | 8.5% |
| % of patients satisfied with the treatment they have received | 0 | 0 | N/A | 98.1% | 94.8% | 95.5% |

* Figures in italics indicate that the base number is less than 100.

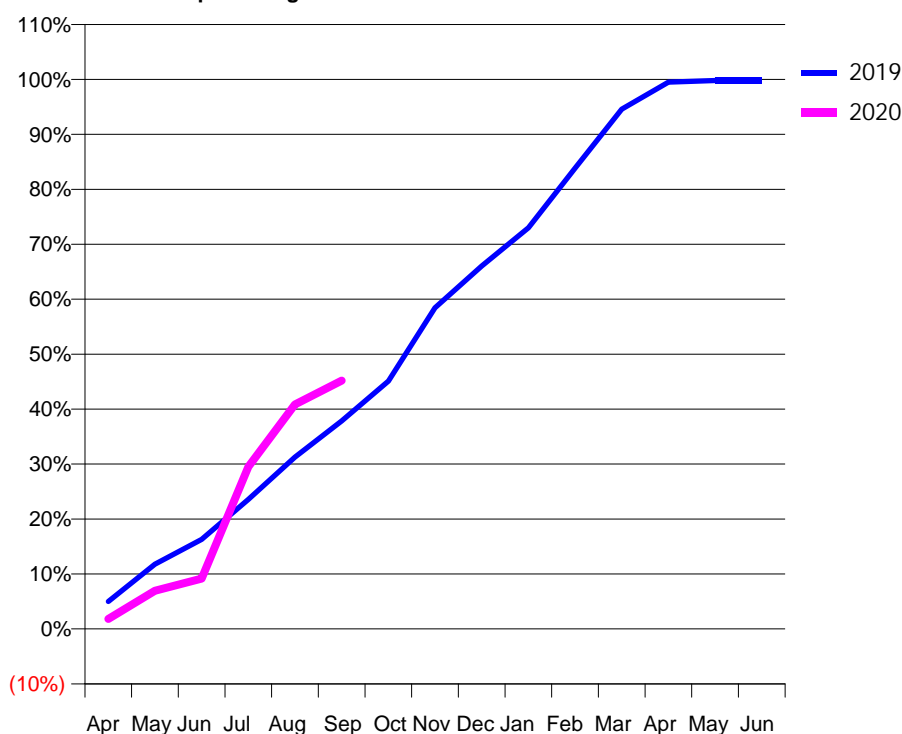
Q58 - Vital Signs Orthodontic At a Glance Contract Report for 748897/0002 - September 2019

| | | | |
|----------------------|--------------|---------------------------------------------|-------------|
| Name or company name | MR RM TOBIN | 19/20 Contracted general activity (UDA) | 0 |
| Contract type name | PDS Contract | Carry forward general activity (UDA) | 0 |
| Purpose of contract | Orthodontic | 19/20 Contracted orthodontic activity (UOA) | 9,276 |
| Contract start date | 01/09/2008 | Carry forward orthodontic activity (UOA) | 0 |
| Contract end date | 29/05/2020 | Baseline contract value | £587,400.31 |

| ACCESS | Contract | England and Wales |
|----------------------------------------------|----------|-------------------|
| 24 month ratio of assessments to patient IDs | 1.12 | 1.07 |

| ACTIVITY | Contract |
|-------------------------------------------------------------------------------------------|----------|
| Contract assess and fit appliances (case starts) as a percentage of Area Team case starts | 3.3 % |

Cumulative percentage of contracted UOA delivered 2019 & 2020



| Month | Adjusted Scheduled Activity (UOA) | | |
|-----------|-----------------------------------|-------|-------|
| | 2018 | 2019 | 2020 |
| April | 185 | 462 | 171 |
| May | 1,073 | 1,092 | 645 |
| June | 1,942 | 1,512 | 850 |
| July | 2,746 | 2,186 | 2,738 |
| August | 3,124 | 2,901 | 3,790 |
| September | 4,100 | 3,511 | 4,190 |
| October | 4,606 | 4,184 | |
| November | 5,620 | 5,420 | |
| December | 6,546 | 6,127 | |
| January | 6,758 | 6,771 | |
| February | 8,209 | 7,775 | |
| March | 9,009 | 8,773 | |
| April | 9,284 | 9,229 | |
| May | 9,284 | 9,256 | |
| June | 9,284 | 9,256 | |

QUANTITY METRICS (rolling 12 month period)

| | Contract Quantity | Contract Base Number | Contract * | Area Team | Region | England |
|----------------------------------------------------------------------------------|-------------------|----------------------|------------|-----------|--------|---------|
| % of all assessments that were assess and fit appliances (case starts) | 475 | 1,440 | 33.0% | 59.6% | 56.3% | 57.9% |
| % of all assessments that were assess and refuse | 209 | 1,440 | 14.5% | 12.5% | 11.8% | 12.4% |
| % of all assessments that were assess and review | 756 | 1,440 | 52.5% | 27.9% | 31.9% | 29.7% |
| % of case starts with a reported IOTN of 3 and Aesthetic Component of 5 or below | 1 | 475 | 0.2% | 0.2% | 0.2% | 0.1% |
| % of case starts with a reported IOTN of 3 and Aesthetic Component of 6 or above | 18 | 475 | 3.8% | 5.1% | 4.0% | 4.0% |
| % of case starts with a reported IOTN of 4 | 406 | 475 | 85.5% | 76.0% | 76.4% | 78.0% |
| % of case starts with a reported IOTN of 5 | 49 | 475 | 10.3% | 18.3% | 17.9% | 16.6 % |
| % of concluded courses in receipt of dual-arch fixed appliances | 284 | 427 | 66.5% | 68.0% | 70.6% | 74.0% |
| % of concluded courses where treatment was abandoned or discontinued | 22 | 427 | 5.2% | 10.6% | 9.8% | 8.5% |
| % of patients satisfied with the treatment they have received | 0 | 0 | N/A | 98.1% | 94.8% | 95.5% |

* Figures in italics indicate that the base number is less than 100.

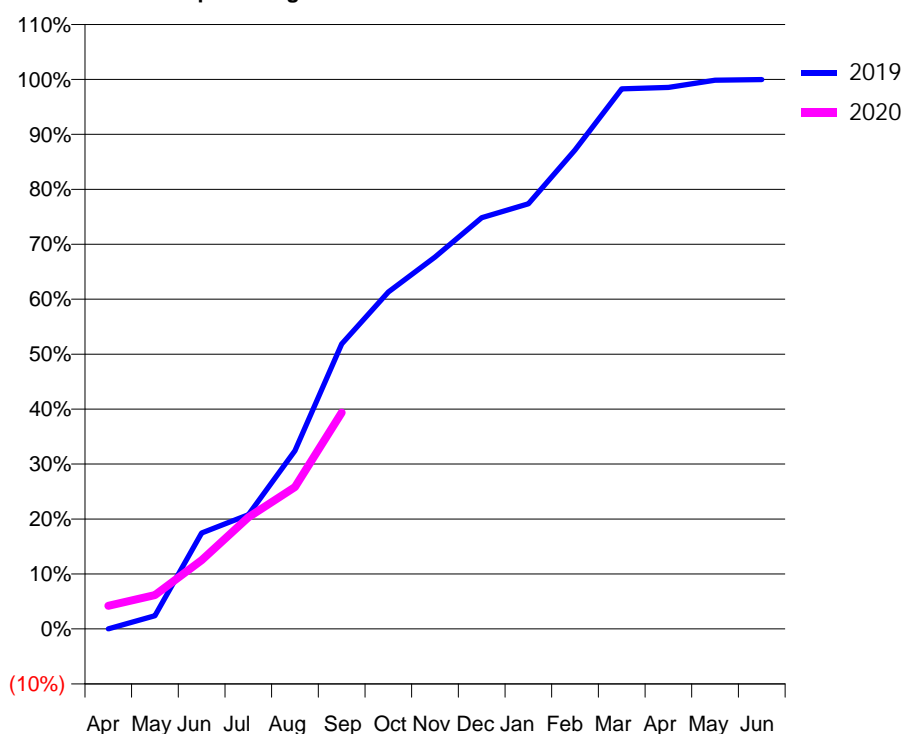
Q58 - Vital Signs Orthodontic At a Glance Contract Report for 750344/0001 - September 2019

| | | | |
|----------------------|-------------------|---------------------------------------------|---------------|
| Name or company name | MISS LH PIETERSEN | 19/20 Contracted general activity (UDA) | 0 |
| Contract type name | PDS Contract | Carry forward general activity (UDA) | 0 |
| Purpose of contract | Orthodontic | 19/20 Contracted orthodontic activity (UOA) | 15,976 |
| Contract start date | 01/04/2006 | Carry forward orthodontic activity (UOA) | 0 |
| Contract end date | 03/04/2020 | Baseline contract value | £1,019,428.56 |

| ACCESS | Contract | England and Wales |
|----------------------------------------------|----------|-------------------|
| 24 month ratio of assessments to patient IDs | 1.04 | 1.07 |

| ACTIVITY | Contract |
|-------------------------------------------------------------------------------------------|----------|
| Contract assess and fit appliances (case starts) as a percentage of Area Team case starts | 5.1 % |

Cumulative percentage of contracted UOA delivered 2019 & 2020



| Month | Adjusted Scheduled Activity (UOA) | | |
|-----------|-----------------------------------|--------|-------|
| | 2018 | 2019 | 2020 |
| April | -101 | 0 | 672 |
| May | 1,310 | 386 | 987 |
| June | 2,557 | 2,792 | 1,999 |
| July | 4,590 | 3,322 | 3,246 |
| August | 5,010 | 5,183 | 4,123 |
| September | 7,626 | 8,285 | 6,288 |
| October | 9,198 | 9,797 | |
| November | 10,240 | 10,816 | |
| December | 10,987 | 11,959 | |
| January | 12,112 | 12,362 | |
| February | 13,828 | 13,927 | |
| March | 14,730 | 15,704 | |
| April | 15,669 | 15,746 | |
| May | 15,984 | 15,956 | |
| June | 15,984 | 15,977 | |

QUANTITY METRICS (rolling 12 month period)

| | Contract Quantity | Contract Base Number | Contract * | Area Team | Region | England |
|----------------------------------------------------------------------------------|-------------------|----------------------|------------|-----------|--------|---------|
| % of all assessments that were assess and fit appliances (case starts) | 735 | 766 | 96.0% | 59.6% | 56.3% | 57.9% |
| % of all assessments that were assess and refuse | 10 | 766 | 1.3% | 12.5% | 11.8% | 12.4% |
| % of all assessments that were assess and review | 21 | 766 | 2.7% | 27.9% | 31.9% | 29.7% |
| % of case starts with a reported IOTN of 3 and Aesthetic Component of 5 or below | 0 | 735 | N/A | 0.2% | 0.2% | 0.1% |
| % of case starts with a reported IOTN of 3 and Aesthetic Component of 6 or above | 110 | 735 | 15.0% | 5.1% | 4.0% | 4.0% |
| % of case starts with a reported IOTN of 4 | 482 | 735 | 65.6% | 76.0% | 76.4% | 78.0% |
| % of case starts with a reported IOTN of 5 | 143 | 735 | 19.5% | 18.3% | 17.9% | 16.6 % |
| % of concluded courses in receipt of dual-arch fixed appliances | 313 | 856 | 36.6% | 68.0% | 70.6% | 74.0% |
| % of concluded courses where treatment was abandoned or discontinued | 59 | 856 | 6.9% | 10.6% | 9.8% | 8.5% |
| % of patients satisfied with the treatment they have received | 6 | 6 | 100.0% | 98.1% | 94.8% | 95.5% |

* Figures in italics indicate that the base number is less than 100.

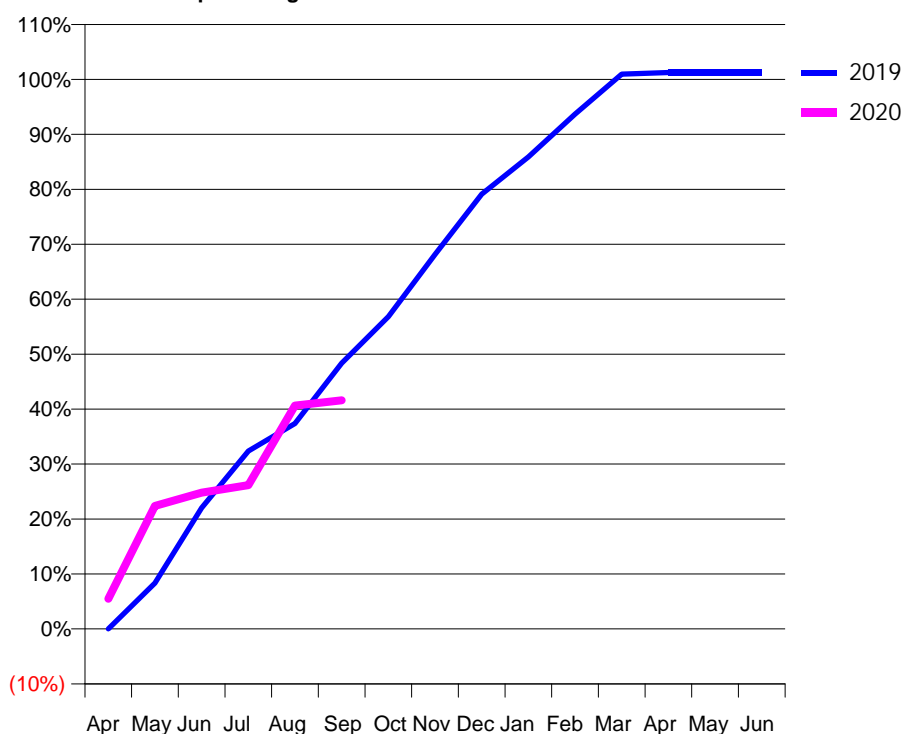
Q58 - Vital Signs Orthodontic At a Glance Contract Report for 763950/0001 - September 2019

| | | | |
|----------------------|---------------------|---------------------------------------------|-------------|
| Name or company name | Ortho Hemel Limited | 19/20 Contracted general activity (UDA) | 0 |
| Contract type name | PDS Contract | Carry forward general activity (UDA) | 0 |
| Purpose of contract | Orthodontic | 19/20 Contracted orthodontic activity (UOA) | 6,984 |
| Contract start date | 01/04/2006 | Carry forward orthodontic activity (UOA) | 0 |
| Contract end date | 03/04/2020 | Baseline contract value | £445,666.36 |

| ACCESS | Contract | England and Wales |
|----------------------------------------------|----------|-------------------|
| 24 month ratio of assessments to patient IDs | 1.05 | 1.07 |

| ACTIVITY | Contract |
|-------------------------------------------------------------------------------------------|----------|
| Contract assess and fit appliances (case starts) as a percentage of Area Team case starts | 2.2 % |

Cumulative percentage of contracted UOA delivered 2019 & 2020



| Month | Adjusted Scheduled Activity (UOA) | | |
|-----------|-----------------------------------|-------|-------|
| | 2018 | 2019 | 2020 |
| April | 0 | 0 | 384 |
| May | 1,384 | 582 | 1,564 |
| June | 1,766 | 1,540 | 1,733 |
| July | 2,489 | 2,261 | 1,827 |
| August | 3,550 | 2,611 | 2,838 |
| September | 4,081 | 3,377 | 2,906 |
| October | 4,748 | 3,969 | |
| November | 4,884 | 4,759 | |
| December | 5,290 | 5,526 | |
| January | 5,756 | 5,998 | |
| February | 5,849 | 6,541 | |
| March | 6,857 | 7,050 | |
| April | 7,007 | 7,071 | |
| May | 7,007 | 7,071 | |
| June | 7,007 | 7,071 | |

QUANTITY METRICS (rolling 12 month period)

| | Contract Quantity | Contract Base Number | Contract * | Area Team | Region | England |
|----------------------------------------------------------------------------------|-------------------|----------------------|------------|-----------|--------|---------|
| % of all assessments that were assess and fit appliances (case starts) | 312 | 434 | 71.9% | 59.6% | 56.3% | 57.9% |
| % of all assessments that were assess and refuse | 14 | 434 | 3.2% | 12.5% | 11.8% | 12.4% |
| % of all assessments that were assess and review | 108 | 434 | 24.9% | 27.9% | 31.9% | 29.7% |
| % of case starts with a reported IOTN of 3 and Aesthetic Component of 5 or below | 0 | 312 | N/A | 0.2% | 0.2% | 0.1% |
| % of case starts with a reported IOTN of 3 and Aesthetic Component of 6 or above | 1 | 312 | 0.3% | 5.1% | 4.0% | 4.0% |
| % of case starts with a reported IOTN of 4 | 269 | 312 | 86.2% | 76.0% | 76.4% | 78.0% |
| % of case starts with a reported IOTN of 5 | 41 | 312 | 13.1% | 18.3% | 17.9% | 16.6 % |
| % of concluded courses in receipt of dual-arch fixed appliances | 270 | 291 | 92.8% | 68.0% | 70.6% | 74.0% |
| % of concluded courses where treatment was abandoned or discontinued | 13 | 291 | 4.5% | 10.6% | 9.8% | 8.5% |
| % of patients satisfied with the treatment they have received | 2 | 2 | 100.0% | 98.1% | 94.8% | 95.5% |

* Figures in italics indicate that the base number is less than 100.

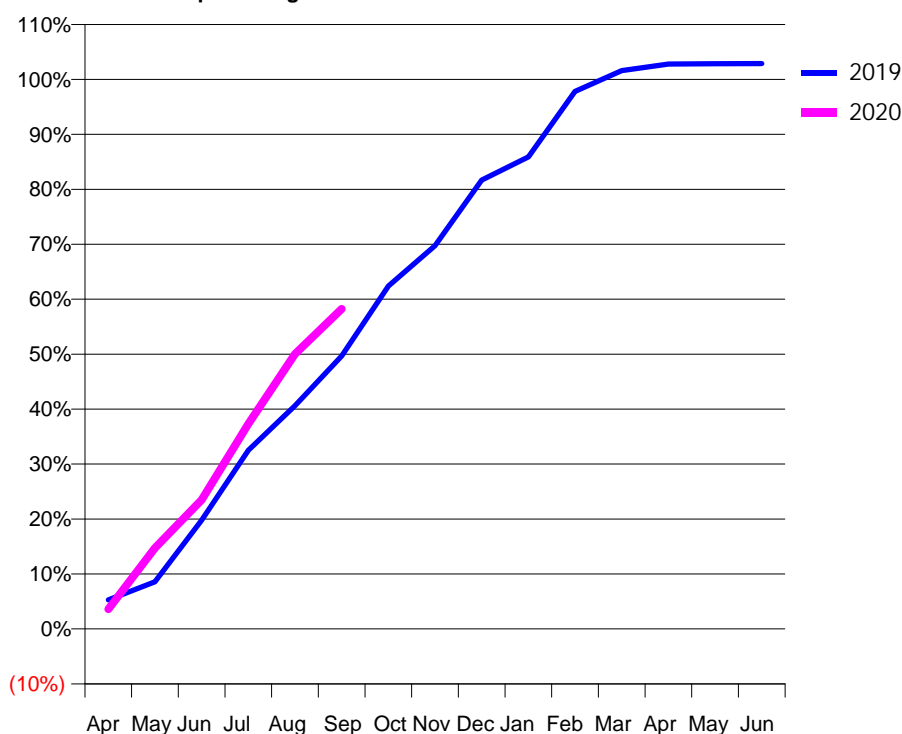
Q58 - Vital Signs Orthodontic At a Glance Contract Report for 819107/0001 - September 2019

| | | | |
|----------------------|--------------|---------------------------------------------|-------------|
| Name or company name | MR JS EVANS | 19/20 Contracted general activity (UDA) | 0 |
| Contract type name | PDS Contract | Carry forward general activity (UDA) | 0 |
| Purpose of contract | Orthodontic | 19/20 Contracted orthodontic activity (UOA) | 6,600 |
| Contract start date | 01/04/2006 | Carry forward orthodontic activity (UOA) | 0 |
| Contract end date | 31/03/2025 | Baseline contract value | £449,986.14 |

| ACCESS | Contract | England and Wales |
|----------------------------------------------|----------|-------------------|
| 24 month ratio of assessments to patient IDs | 1.01 | 1.07 |

| ACTIVITY | Contract |
|-------------------------------------------------------------------------------------------|----------|
| Contract assess and fit appliances (case starts) as a percentage of Area Team case starts | 2.4 % |

Cumulative percentage of contracted UOA delivered 2019 & 2020



| Month | Adjusted Scheduled Activity (UOA) | | |
|-----------|-----------------------------------|-------|-------|
| | 2018 | 2019 | 2020 |
| April | 505 | 350 | 238 |
| May | 1,353 | 566 | 972 |
| June | 2,288 | 1,307 | 1,550 |
| July | 2,960 | 2,146 | 2,462 |
| August | 3,513 | 2,681 | 3,302 |
| September | 3,768 | 3,278 | 3,843 |
| October | 4,269 | 4,119 | |
| November | 5,014 | 4,603 | |
| December | 5,709 | 5,390 | |
| January | 6,119 | 5,670 | |
| February | 6,395 | 6,455 | |
| March | 6,522 | 6,705 | |
| April | 6,530 | 6,783 | |
| May | 6,530 | 6,787 | |
| June | 6,531 | 6,790 | |

QUANTITY METRICS (rolling 12 month period)

| | Contract Quantity | Contract Base Number | Contract * | Area Team | Region | England |
|----------------------------------------------------------------------------------|-------------------|----------------------|------------|-----------|--------|---------|
| % of all assessments that were assess and fit appliances (case starts) | 344 | 577 | 59.6% | 59.6% | 56.3% | 57.9% |
| % of all assessments that were assess and refuse | 183 | 577 | 31.7% | 12.5% | 11.8% | 12.4% |
| % of all assessments that were assess and review | 50 | 577 | 8.7% | 27.9% | 31.9% | 29.7% |
| % of case starts with a reported IOTN of 3 and Aesthetic Component of 5 or below | 1 | 344 | 0.3% | 0.2% | 0.2% | 0.1% |
| % of case starts with a reported IOTN of 3 and Aesthetic Component of 6 or above | 17 | 344 | 4.9% | 5.1% | 4.0% | 4.0% |
| % of case starts with a reported IOTN of 4 | 220 | 344 | 64.0% | 76.0% | 76.4% | 78.0% |
| % of case starts with a reported IOTN of 5 | 105 | 344 | 30.5% | 18.3% | 17.9% | 16.6 % |
| % of concluded courses in receipt of dual-arch fixed appliances | 275 | 289 | 95.2% | 68.0% | 70.6% | 74.0% |
| % of concluded courses where treatment was abandoned or discontinued | 6 | 289 | 2.1% | 10.6% | 9.8% | 8.5% |
| % of patients satisfied with the treatment they have received | 1 | 1 | 100.0% | 98.1% | 94.8% | 95.5% |

* Figures in italics indicate that the base number is less than 100.

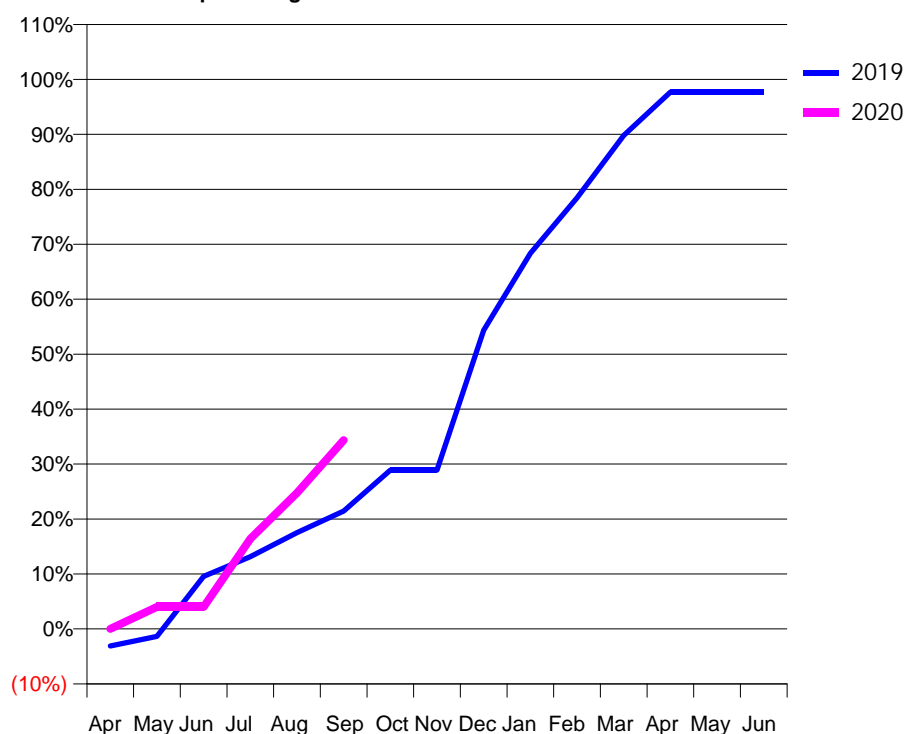
Q58 - Vital Signs Orthodontic At a Glance Contract Report for 853038/0003 - September 2019

| | | | |
|----------------------|--------------|---------------------------------------------|-------------|
| Name or company name | MR S WAGNER | 19/20 Contracted general activity (UDA) | 0 |
| Contract type name | PDS Contract | Carry forward general activity (UDA) | 0 |
| Purpose of contract | Orthodontic | 19/20 Contracted orthodontic activity (UOA) | 4,800 |
| Contract start date | 01/02/2013 | Carry forward orthodontic activity (UOA) | 0 |
| Contract end date | 03/04/2020 | Baseline contract value | £306,297.71 |

| ACCESS | Contract | England and Wales |
|----------------------------------------------|----------|-------------------|
| 24 month ratio of assessments to patient IDs | 1.00 | 1.07 |

| ACTIVITY | Contract |
|-------------------------------------------------------------------------------------------|----------|
| Contract assess and fit appliances (case starts) as a percentage of Area Team case starts | 1.8 % |

Cumulative percentage of contracted UOA delivered 2019 & 2020



| Month | Adjusted Scheduled Activity (UOA) | | |
|-----------|-----------------------------------|-------|-------|
| | 2018 | 2019 | 2020 |
| April | -17 | -150 | 0 |
| May | 361 | -66 | 193 |
| June | 907 | 459 | 193 |
| July | 1,391 | 631 | 788 |
| August | 1,664 | 842 | 1,187 |
| September | 1,664 | 1,031 | 1,649 |
| October | 2,231 | 1,388 | |
| November | 2,630 | 1,388 | |
| December | 2,945 | 2,610 | |
| January | 3,096 | 3,282 | |
| February | 3,327 | 3,765 | |
| March | 3,327 | 4,311 | |
| April | 4,650 | 4,689 | |
| May | 4,650 | 4,689 | |
| June | 4,650 | 4,689 | |

QUANTITY METRICS (rolling 12 month period)

| | Contract Quantity | Contract Base Number | Contract * | Area Team | Region | England |
|----------------------------------------------------------------------------------|-------------------|----------------------|------------|-----------|--------|---------|
| % of all assessments that were assess and fit appliances (case starts) | 256 | 256 | 100.0% | 59.6% | 56.3% | 57.9% |
| % of all assessments that were assess and refuse | 0 | 256 | 0.0% | 12.5% | 11.8% | 12.4% |
| % of all assessments that were assess and review | 0 | 256 | 0.0% | 27.9% | 31.9% | 29.7% |
| % of case starts with a reported IOTN of 3 and Aesthetic Component of 5 or below | 0 | 256 | N/A | 0.2% | 0.2% | 0.1% |
| % of case starts with a reported IOTN of 3 and Aesthetic Component of 6 or above | 4 | 256 | 1.6% | 5.1% | 4.0% | 4.0% |
| % of case starts with a reported IOTN of 4 | 198 | 256 | 77.3% | 76.0% | 76.4% | 78.0% |
| % of case starts with a reported IOTN of 5 | 54 | 256 | 21.1% | 18.3% | 17.9% | 16.6 % |
| % of concluded courses in receipt of dual-arch fixed appliances | 311 | 381 | 81.6% | 68.0% | 70.6% | 74.0% |
| % of concluded courses where treatment was abandoned or discontinued | 58 | 381 | 15.2% | 10.6% | 9.8% | 8.5% |
| % of patients satisfied with the treatment they have received | 0 | 0 | N/A | 98.1% | 94.8% | 95.5% |

* Figures in italics indicate that the base number is less than 100.

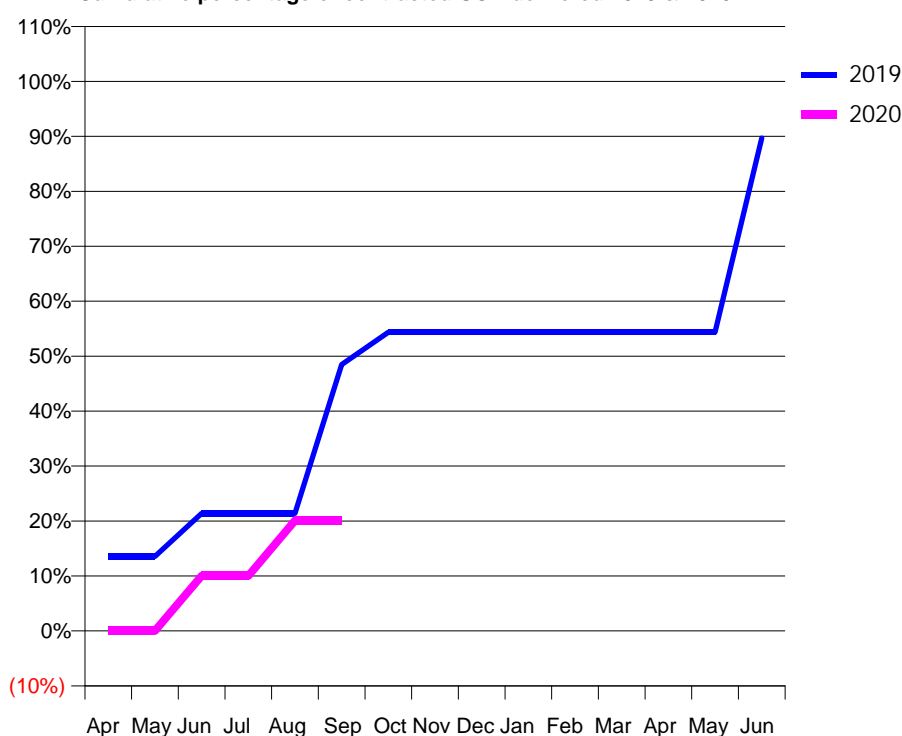
Q58 - Vital Signs Orthodontic At a Glance Contract Report for 869732/0002 - September 2019

| | | | |
|----------------------|--------------------------------------------------|---------------------------------------------|------------|
| Name or company name | The Specialist Orthodontic Centre, Hertfordshire | 19/20 Contracted general activity (UDA) | 0 |
| Contract type name | PDS Contract | Carry forward general activity (UDA) | 0 |
| Purpose of contract | Orthodontic | 19/20 Contracted orthodontic activity (UOA) | 1,085 |
| Contract start date | 30/03/2010 | Carry forward orthodontic activity (UOA) | 0 |
| Contract end date | 03/04/2020 | Baseline contract value | £66,576.93 |

| ACCESS | Contract | England and Wales |
|----------------------------------------------|----------|-------------------|
| 24 month ratio of assessments to patient IDs | 1.01 | 1.07 |

| ACTIVITY | Contract |
|-------------------------------------------------------------------------------------------|----------|
| Contract assess and fit appliances (case starts) as a percentage of Area Team case starts | 0.2 % |

Cumulative percentage of contracted UOA delivered 2019 & 2020



| Month | Adjusted Scheduled Activity (UOA) | | |
|-----------|-----------------------------------|------|------|
| | 2018 | 2019 | 2020 |
| April | 0 | 147 | 0 |
| May | 85 | 147 | 0 |
| June | 85 | 232 | 109 |
| July | 85 | 232 | 109 |
| August | 85 | 232 | 218 |
| September | 169 | 526 | 218 |
| October | 358 | 590 | |
| November | 463 | 590 | |
| December | 526 | 590 | |
| January | 778 | 590 | |
| February | 841 | 590 | |
| March | 989 | 590 | |
| April | 1,064 | 590 | |
| May | 1,064 | 590 | |
| June | 1,064 | 973 | |

QUANTITY METRICS (rolling 12 month period)

| | Contract Quantity | Contract Base Number | Contract * | Area Team | Region | England |
|----------------------------------------------------------------------------------|-------------------|----------------------|------------|-----------|--------|---------|
| % of all assessments that were assess and fit appliances (case starts) | 31 | 65 | 47.7% | 59.6% | 56.3% | 57.9% |
| % of all assessments that were assess and refuse | 31 | 65 | 47.7% | 12.5% | 11.8% | 12.4% |
| % of all assessments that were assess and review | 3 | 65 | 4.6% | 27.9% | 31.9% | 29.7% |
| % of case starts with a reported IOTN of 3 and Aesthetic Component of 5 or below | 0 | 31 | <i>N/A</i> | 0.2% | 0.2% | 0.1% |
| % of case starts with a reported IOTN of 3 and Aesthetic Component of 6 or above | 4 | 31 | 12.9% | 5.1% | 4.0% | 4.0% |
| % of case starts with a reported IOTN of 4 | 20 | 31 | 64.5% | 76.0% | 76.4% | 78.0% |
| % of case starts with a reported IOTN of 5 | 7 | 31 | 22.6% | 18.3% | 17.9% | 16.6% |
| % of concluded courses in receipt of dual-arch fixed appliances | 1 | 15 | 6.7% | 68.0% | 70.6% | 74.0% |
| % of concluded courses where treatment was abandoned or discontinued | 0 | 15 | 0.0% | 10.6% | 9.8% | 8.5% |
| % of patients satisfied with the treatment they have received | 0 | 0 | <i>N/A</i> | 98.1% | 94.8% | 95.5% |

* Figures in italics indicate that the base number is less than 100.

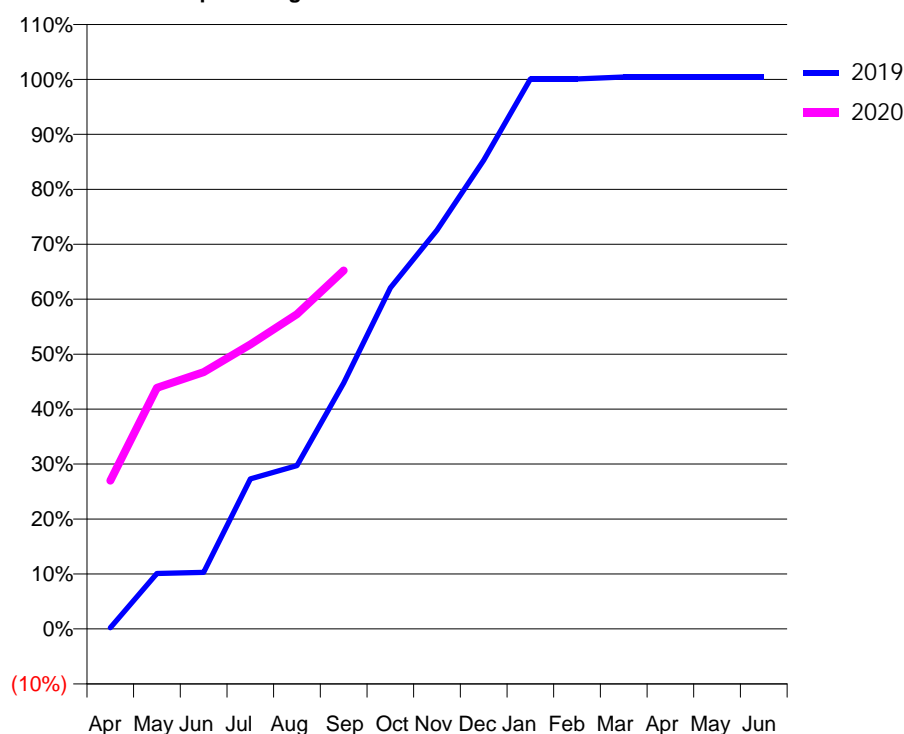
Q58 - Vital Signs Orthodontic At a Glance Contract Report for 908312/0001 - September 2019

| | | | |
|----------------------|-------------------------|---------------------------------------------|------------|
| Name or company name | MR CW LEWIS | 19/20 Contracted general activity (UDA) | 450 |
| Contract type name | GDS Contract | Carry forward general activity (UDA) | -9 |
| Purpose of contract | General and Orthodontic | 19/20 Contracted orthodontic activity (UOA) | 871 |
| Contract start date | 01/04/2006 | Carry forward orthodontic activity (UOA) | -3 |
| Contract end date | | Baseline contract value | £74,421.24 |

| ACCESS | Contract | England and Wales |
|----------------------------------------------|----------|-------------------|
| 24 month ratio of assessments to patient IDs | 1.11 | 1.07 |

| ACTIVITY | Contract |
|-------------------------------------------------------------------------------------------|----------|
| Contract assess and fit appliances (case starts) as a percentage of Area Team case starts | 0.3 % |

Cumulative percentage of contracted UOA delivered 2019 & 2020



| Month | Adjusted Scheduled Activity (UOA) | | |
|-----------|-----------------------------------|------|------|
| | 2018 | 2019 | 2020 |
| April | 298 | 2 | 235 |
| May | 529 | 88 | 382 |
| June | 592 | 90 | 407 |
| July | 636 | 238 | 451 |
| August | 659 | 259 | 499 |
| September | 682 | 390 | 568 |
| October | 683 | 541 | |
| November | 727 | 632 | |
| December | 728 | 743 | |
| January | 709 | 872 | |
| February | 796 | 872 | |
| March | 841 | 875 | |
| April | 884 | 875 | |
| May | 863 | 875 | |
| June | 821 | 875 | |

QUANTITY METRICS (rolling 12 month period)

| | Contract Quantity | Contract Base Number | Contract * | Area Team | Region | England |
|----------------------------------------------------------------------------------|-------------------|----------------------|------------|-----------|--------|---------|
| % of all assessments that were assess and fit appliances (case starts) | 49 | 88 | 55.7% | 59.6% | 56.3% | 57.9% |
| % of all assessments that were assess and refuse | 16 | 88 | 18.2% | 12.5% | 11.8% | 12.4% |
| % of all assessments that were assess and review | 23 | 88 | 26.1% | 27.9% | 31.9% | 29.7% |
| % of case starts with a reported IOTN of 3 and Aesthetic Component of 5 or below | 0 | 49 | N/A | 0.2% | 0.2% | 0.1% |
| % of case starts with a reported IOTN of 3 and Aesthetic Component of 6 or above | 5 | 49 | 10.2% | 5.1% | 4.0% | 4.0% |
| % of case starts with a reported IOTN of 4 | 28 | 49 | 57.1% | 76.0% | 76.4% | 78.0% |
| % of case starts with a reported IOTN of 5 | 16 | 49 | 32.7% | 18.3% | 17.9% | 16.6% |
| % of concluded courses in receipt of dual-arch fixed appliances | 0 | 33 | N/A | 68.0% | 70.6% | 74.0% |
| % of concluded courses where treatment was abandoned or discontinued | 7 | 33 | 21.2% | 10.6% | 9.8% | 8.5% |
| % of patients satisfied with the treatment they have received | 0 | 0 | N/A | 98.1% | 94.8% | 95.5% |

* Figures in italics indicate that the base number is less than 100.

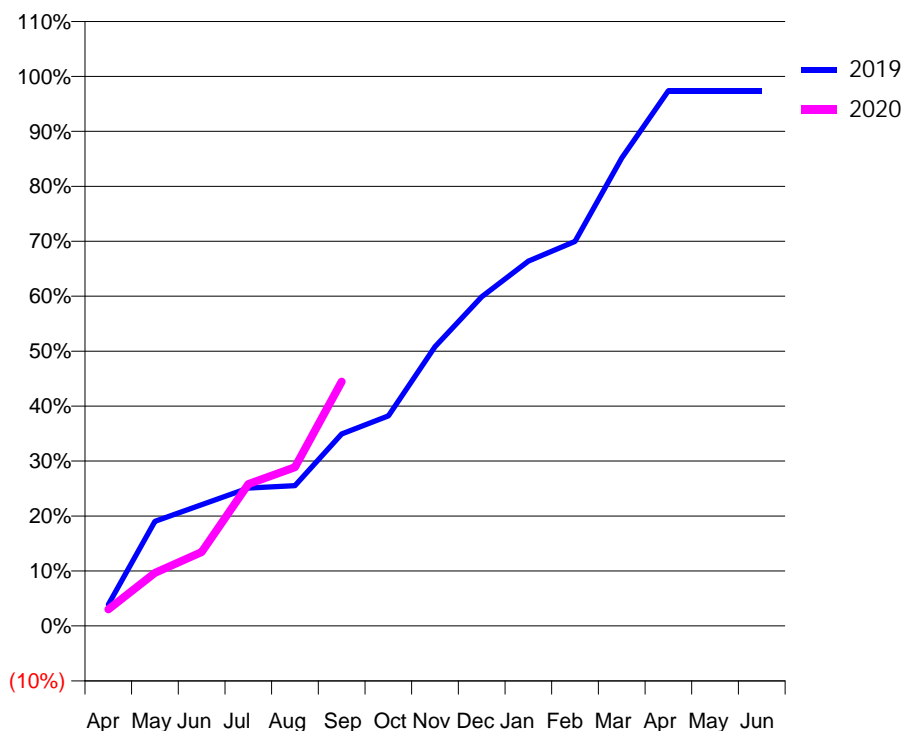
Q58 - Vital Signs Orthodontic At a Glance Contract Report for 917125/0002 - September 2019

| | | | |
|----------------------|---------------------------|---------------------------------------------|------------|
| Name or company name | Facial Aesthetic (UK) Ltd | 19/20 Contracted general activity (UDA) | 0 |
| Contract type name | GDS Contract | Carry forward general activity (UDA) | 0 |
| Purpose of contract | Orthodontic | 19/20 Contracted orthodontic activity (UOA) | 693 |
| Contract start date | 01/04/2006 | Carry forward orthodontic activity (UOA) | 0 |
| Contract end date | | Baseline contract value | £46,512.45 |

| ACCESS | Contract | England and Wales |
|----------------------------------------------|----------|-------------------|
| 24 month ratio of assessments to patient IDs | 1.09 | 1.07 |

| ACTIVITY | Contract |
|-------------------------------------------------------------------------------------------|----------|
| Contract assess and fit appliances (case starts) as a percentage of Area Team case starts | 0.2 % |

Cumulative percentage of contracted UOA delivered 2019 & 2020



| Month | Adjusted Scheduled Activity (UOA) | | |
|-----------|-----------------------------------|------|------|
| | 2018 | 2019 | 2020 |
| April | -14 | 27 | 21 |
| May | 70 | 132 | 67 |
| June | 154 | 153 | 93 |
| July | 301 | 174 | 179 |
| August | 364 | 177 | 200 |
| September | 390 | 242 | 308 |
| October | 434 | 265 | |
| November | 459 | 352 | |
| December | 565 | 415 | |
| January | 565 | 460 | |
| February | 631 | 485 | |
| March | 676 | 590 | |
| April | 676 | 675 | |
| May | 676 | 675 | |
| June | 675 | 675 | |

QUANTITY METRICS (rolling 12 month period)

| | Contract Quantity | Contract Base Number | Contract * | Area Team | Region | England |
|----------------------------------------------------------------------------------|-------------------|----------------------|------------|-----------|--------|---------|
| % of all assessments that were assess and fit appliances (case starts) | 34 | 61 | 55.7% | 59.6% | 56.3% | 57.9% |
| % of all assessments that were assess and refuse | 15 | 61 | 24.6% | 12.5% | 11.8% | 12.4% |
| % of all assessments that were assess and review | 12 | 61 | 19.7% | 27.9% | 31.9% | 29.7% |
| % of case starts with a reported IOTN of 3 and Aesthetic Component of 5 or below | 0 | 34 | <i>N/A</i> | 0.2% | 0.2% | 0.1% |
| % of case starts with a reported IOTN of 3 and Aesthetic Component of 6 or above | 1 | 34 | 2.9% | 5.1% | 4.0% | 4.0% |
| % of case starts with a reported IOTN of 4 | 28 | 34 | 82.4% | 76.0% | 76.4% | 78.0% |
| % of case starts with a reported IOTN of 5 | 4 | 34 | 11.8% | 18.3% | 17.9% | 16.6% |
| % of concluded courses in receipt of dual-arch fixed appliances | 20 | 23 | 87.0% | 68.0% | 70.6% | 74.0% |
| % of concluded courses where treatment was abandoned or discontinued | 1 | 23 | 4.3% | 10.6% | 9.8% | 8.5% |
| % of patients satisfied with the treatment they have received | 0 | 0 | <i>N/A</i> | 98.1% | 94.8% | 95.5% |

* Figures in italics indicate that the base number is less than 100.

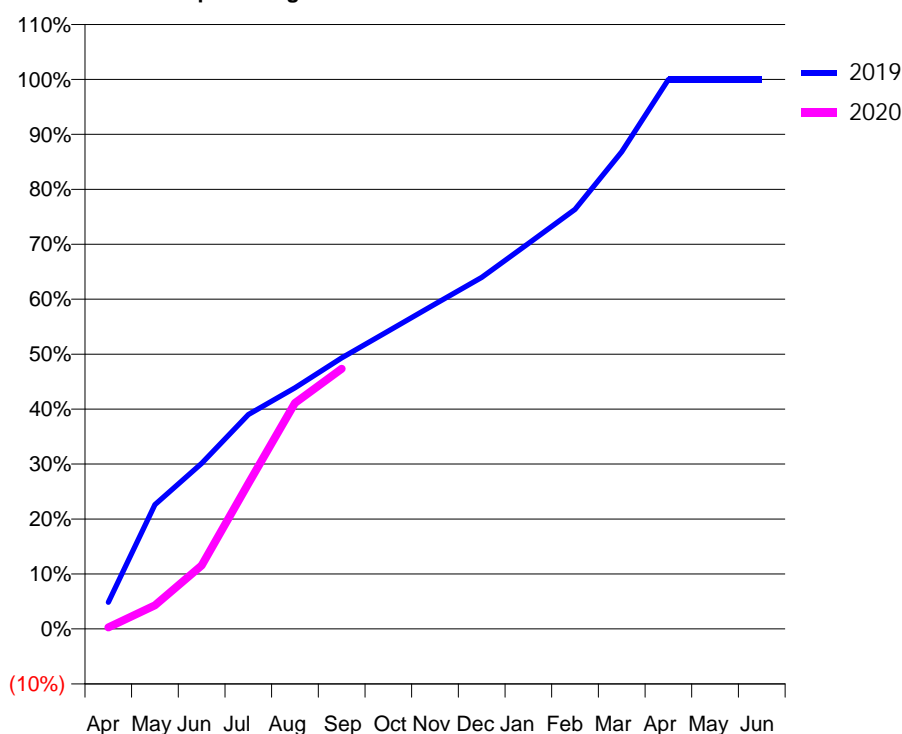
Q58 - Vital Signs Orthodontic At a Glance Contract Report for 951277/0001 - September 2019

| | | | |
|----------------------|--------------|---------------------------------------------|-------------|
| Name or company name | MS M REINACH | 19/20 Contracted general activity (UDA) | 0 |
| Contract type name | PDS Contract | Carry forward general activity (UDA) | 0 |
| Purpose of contract | Orthodontic | 19/20 Contracted orthodontic activity (UOA) | 7,807 |
| Contract start date | 01/04/2006 | Carry forward orthodontic activity (UOA) | 0 |
| Contract end date | 03/04/2020 | Baseline contract value | £498,185.18 |

| ACCESS | Contract | England and Wales |
|----------------------------------------------|----------|-------------------|
| 24 month ratio of assessments to patient IDs | 1.02 | 1.07 |

| ACTIVITY | Contract |
|-------------------------------------------------------------------------------------------|----------|
| Contract assess and fit appliances (case starts) as a percentage of Area Team case starts | 2.6 % |

Cumulative percentage of contracted UOA delivered 2019 & 2020



| Month | Adjusted Scheduled Activity (UOA) | | |
|-----------|-----------------------------------|-------|-------|
| | 2018 | 2019 | 2020 |
| April | 802 | 378 | 21 |
| May | 999 | 1,764 | 336 |
| June | 1,948 | 2,352 | 903 |
| July | 2,838 | 3,045 | 2,066 |
| August | 3,577 | 3,427 | 3,208 |
| September | 4,274 | 3,851 | 3,695 |
| October | 4,513 | 4,233 | |
| November | 5,848 | 4,615 | |
| December | 6,268 | 4,993 | |
| January | 7,444 | 5,476 | |
| February | 8,095 | 5,959 | |
| March | 8,095 | 6,778 | |
| April | 8,095 | 7,807 | |
| May | 8,116 | 7,807 | |
| June | 8,116 | 7,807 | |

QUANTITY METRICS (rolling 12 month period)

| | Contract Quantity | Contract Base Number | Contract * | Area Team | Region | England |
|----------------------------------------------------------------------------------|-------------------|----------------------|------------|-----------|--------|---------|
| % of all assessments that were assess and fit appliances (case starts) | 370 | 370 | 100.0% | 59.6% | 56.3% | 57.9% |
| % of all assessments that were assess and refuse | 0 | 370 | 0.0% | 12.5% | 11.8% | 12.4% |
| % of all assessments that were assess and review | 0 | 370 | 0.0% | 27.9% | 31.9% | 29.7% |
| % of case starts with a reported IOTN of 3 and Aesthetic Component of 5 or below | 0 | 370 | N/A | 0.2% | 0.2% | 0.1% |
| % of case starts with a reported IOTN of 3 and Aesthetic Component of 6 or above | 37 | 370 | 10.0% | 5.1% | 4.0% | 4.0% |
| % of case starts with a reported IOTN of 4 | 274 | 370 | 74.1% | 76.0% | 76.4% | 78.0% |
| % of case starts with a reported IOTN of 5 | 58 | 370 | 15.7% | 18.3% | 17.9% | 16.6 % |
| % of concluded courses in receipt of dual-arch fixed appliances | 0 | 446 | N/A | 68.0% | 70.6% | 74.0% |
| % of concluded courses where treatment was abandoned or discontinued | 42 | 446 | 9.4% | 10.6% | 9.8% | 8.5% |
| % of patients satisfied with the treatment they have received | 0 | 0 | N/A | 98.1% | 94.8% | 95.5% |

* Figures in italics indicate that the base number is less than 100.

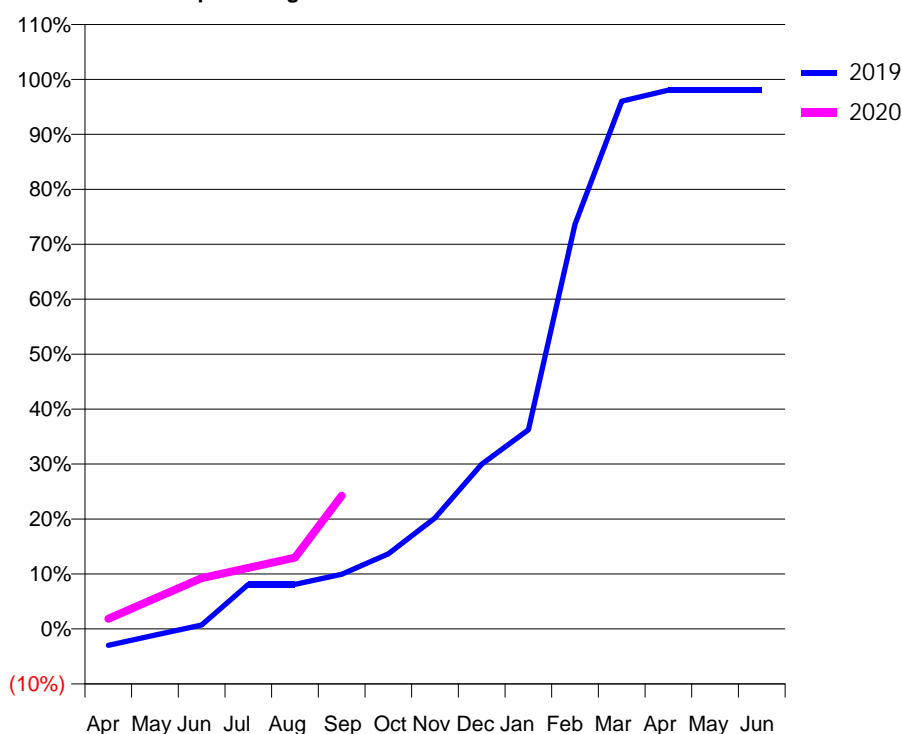
Q59 - Vital Signs Orthodontic At a Glance Contract Report for 101281/0034 - September 2019

| | | | |
|----------------------|-------------------------|---------------------------------------------|-------------|
| Name or company name | OASIS DENTAL CARE LTD | 19/20 Contracted general activity (UDA) | 7,246 |
| Contract type name | GDS Contract | Carry forward general activity (UDA) | 0 |
| Purpose of contract | General and Orthodontic | 19/20 Contracted orthodontic activity (UOA) | 1,134 |
| Contract start date | 01/04/2006 | Carry forward orthodontic activity (UOA) | 0 |
| Contract end date | | Baseline contract value | £255,746.98 |

| ACCESS | Contract | England and Wales |
|----------------------------------------------|----------|-------------------|
| 24 month ratio of assessments to patient IDs | 1.00 | 1.07 |

| ACTIVITY | Contract |
|-------------------------------------------------------------------------------------------|----------|
| Contract assess and fit appliances (case starts) as a percentage of Area Team case starts | 1.1 % |

Cumulative percentage of contracted UOA delivered 2019 & 2020



| Month | Adjusted Scheduled Activity (UOA) | | |
|-----------|-----------------------------------|-------|------|
| | 2018 | 2019 | 2020 |
| April | 0 | -34 | 21 |
| May | 21 | -13 | 63 |
| June | 147 | 8 | 105 |
| July | 189 | 92 | 126 |
| August | 231 | 92 | 147 |
| September | 231 | 113 | 275 |
| October | 231 | 155 | |
| November | 361 | 229 | |
| December | 428 | 340 | |
| January | 512 | 411 | |
| February | 743 | 835 | |
| March | 932 | 1,089 | |
| April | 1,100 | 1,112 | |
| May | 1,100 | 1,112 | |
| June | 1,100 | 1,112 | |

QUANTITY METRICS (rolling 12 month period)

| | Contract Quantity | Contract Base Number | Contract * | Area Team | Region | England |
|----------------------------------------------------------------------------------|-------------------|----------------------|------------|-----------|--------|---------|
| % of all assessments that were assess and fit appliances (case starts) | 59 | 92 | 64.1% | 62.6% | 56.3% | 57.9% |
| % of all assessments that were assess and refuse | 26 | 92 | 28.3% | 7.3% | 11.8% | 12.4% |
| % of all assessments that were assess and review | 7 | 92 | 7.6% | 30.1% | 31.9% | 29.7% |
| % of case starts with a reported IOTN of 3 and Aesthetic Component of 5 or below | 0 | 59 | <i>N/A</i> | 0.4% | 0.2% | 0.1% |
| % of case starts with a reported IOTN of 3 and Aesthetic Component of 6 or above | 0 | 59 | <i>N/A</i> | 4.0% | 4.0% | 4.0% |
| % of case starts with a reported IOTN of 4 | 52 | 59 | 88.1% | 71.1% | 76.4% | 78.0% |
| % of case starts with a reported IOTN of 5 | 5 | 59 | 8.5% | 23.2% | 17.9% | 16.6% |
| % of concluded courses in receipt of dual-arch fixed appliances | 37 | 45 | 82.2% | 66.9% | 70.6% | 74.0% |
| % of concluded courses where treatment was abandoned or discontinued | 4 | 45 | 8.9% | 10.6% | 9.8% | 8.5% |
| % of patients satisfied with the treatment they have received | 0 | 0 | <i>N/A</i> | 90.9% | 94.8% | 95.5% |

* Figures in italics indicate that the base number is less than 100.

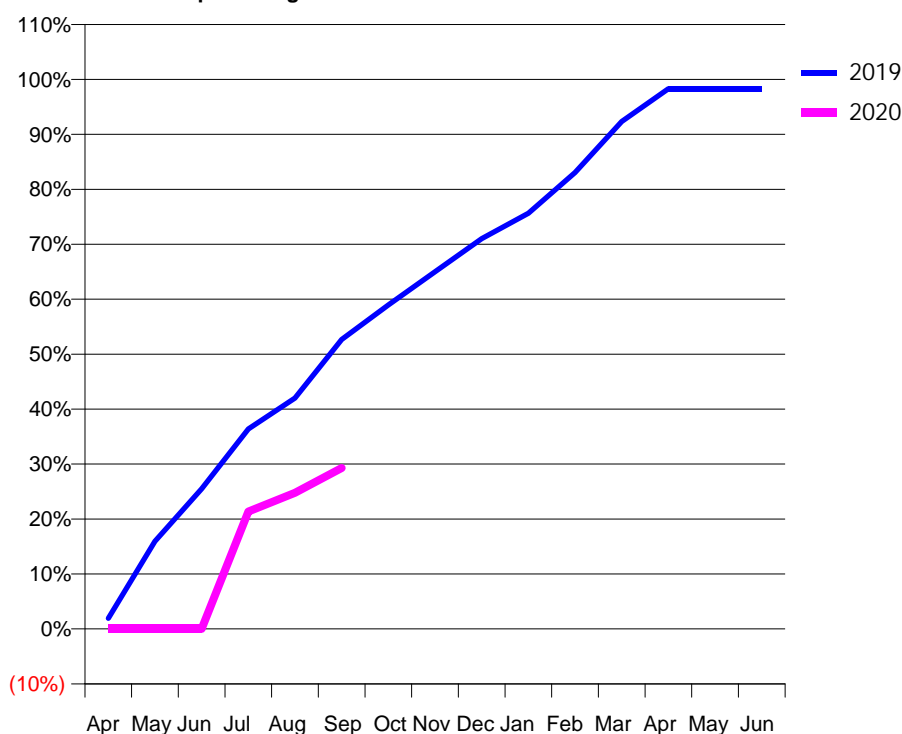
Q59 - Vital Signs Orthodontic At a Glance Contract Report for 101281/0077 - September 2019

| | | | |
|----------------------|-------------------------|---------------------------------------------|-------------|
| Name or company name | OASIS DENTAL CARE LTD | 19/20 Contracted general activity (UDA) | 33,200 |
| Contract type name | GDS Contract | Carry forward general activity (UDA) | 0 |
| Purpose of contract | General and Orthodontic | 19/20 Contracted orthodontic activity (UOA) | 3,163 |
| Contract start date | 01/04/2006 | Carry forward orthodontic activity (UOA) | 0 |
| Contract end date | | Baseline contract value | £974,775.14 |

| ACCESS | Contract | England and Wales |
|----------------------------------------------|----------|-------------------|
| 24 month ratio of assessments to patient IDs | 1.06 | 1.07 |

| ACTIVITY | Contract |
|-------------------------------------------------------------------------------------------|----------|
| Contract assess and fit appliances (case starts) as a percentage of Area Team case starts | 2.1 % |

Cumulative percentage of contracted UOA delivered 2019 & 2020



| Month | Adjusted Scheduled Activity (UOA) | | |
|-----------|-----------------------------------|-------|------|
| | 2018 | 2019 | 2020 |
| April | -23 | 61 | 0 |
| May | 180 | 505 | 0 |
| June | 465 | 806 | 0 |
| July | 592 | 1,151 | 676 |
| August | 1,285 | 1,329 | 783 |
| September | 1,349 | 1,666 | 926 |
| October | 1,775 | 1,865 | |
| November | 2,195 | 2,056 | |
| December | 2,405 | 2,246 | |
| January | 2,594 | 2,393 | |
| February | 2,888 | 2,626 | |
| March | 2,972 | 2,920 | |
| April | 3,119 | 3,109 | |
| May | 3,119 | 3,109 | |
| June | 3,119 | 3,109 | |

QUANTITY METRICS (rolling 12 month period)

| | Contract Quantity | Contract Base Number | Contract * | Area Team | Region | England |
|----------------------------------------------------------------------------------|-------------------|----------------------|------------|-----------|--------|---------|
| % of all assessments that were assess and fit appliances (case starts) | 110 | 190 | 57.9% | 62.6% | 56.3% | 57.9% |
| % of all assessments that were assess and refuse | 11 | 190 | 5.8% | 7.3% | 11.8% | 12.4% |
| % of all assessments that were assess and review | 69 | 190 | 36.3% | 30.1% | 31.9% | 29.7% |
| % of case starts with a reported IOTN of 3 and Aesthetic Component of 5 or below | 0 | 110 | N/A | 0.4% | 0.2% | 0.1% |
| % of case starts with a reported IOTN of 3 and Aesthetic Component of 6 or above | 0 | 110 | N/A | 4.0% | 4.0% | 4.0% |
| % of case starts with a reported IOTN of 4 | 81 | 110 | 73.6% | 71.1% | 76.4% | 78.0% |
| % of case starts with a reported IOTN of 5 | 5 | 110 | 4.5% | 23.2% | 17.9% | 16.6 % |
| % of concluded courses in receipt of dual-arch fixed appliances | 137 | 163 | 84.0% | 66.9% | 70.6% | 74.0% |
| % of concluded courses where treatment was abandoned or discontinued | 22 | 163 | 13.5% | 10.6% | 9.8% | 8.5% |
| % of patients satisfied with the treatment they have received | 0 | 0 | N/A | 90.9% | 94.8% | 95.5% |

* Figures in italics indicate that the base number is less than 100.

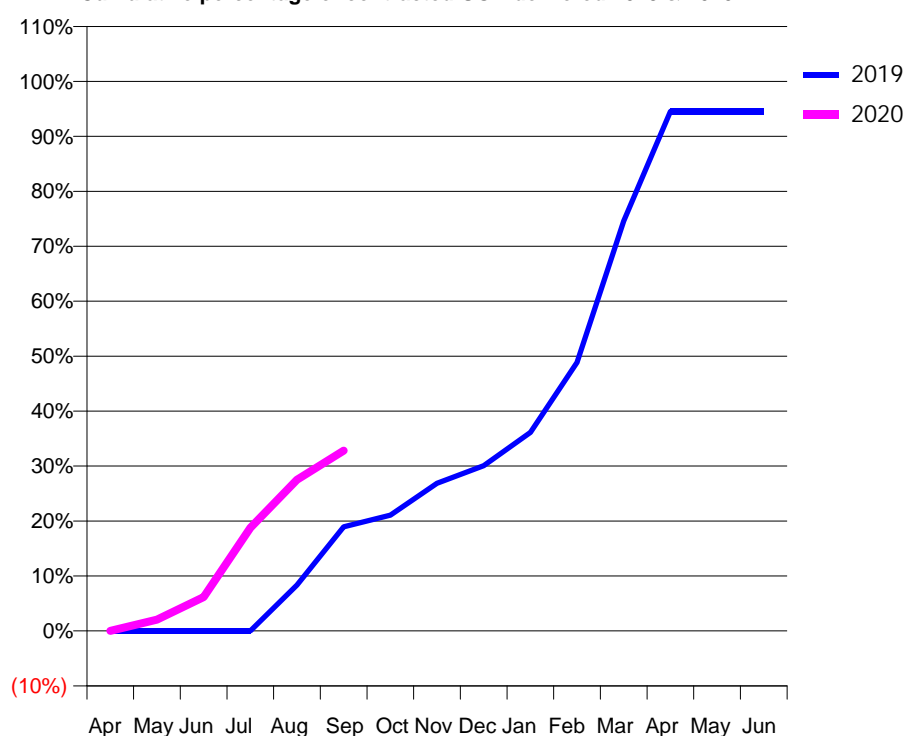
Q59 - Vital Signs Orthodontic At a Glance Contract Report for 101370/0033 - September 2019

| | | | |
|----------------------|------------------------------|---------------------------------------------|-------------|
| Name or company name | Petrie Tucker & Partners Ltd | 19/20 Contracted general activity (UDA) | 2,500 |
| Contract type name | GDS Contract | Carry forward general activity (UDA) | 0 |
| Purpose of contract | General and Orthodontic | 19/20 Contracted orthodontic activity (UOA) | 4,510 |
| Contract start date | 01/04/2006 | Carry forward orthodontic activity (UOA) | 0 |
| Contract end date | | Baseline contract value | £372,074.95 |

| ACCESS | Contract | England and Wales |
|----------------------------------------------|----------|-------------------|
| 24 month ratio of assessments to patient IDs | 1.12 | 1.07 |

| ACTIVITY | Contract |
|-------------------------------------------------------------------------------------------|----------|
| Contract assess and fit appliances (case starts) as a percentage of Area Team case starts | 4.2 % |

Cumulative percentage of contracted UOA delivered 2019 & 2020



| Month | Adjusted Scheduled Activity (UOA) | | |
|-----------|-----------------------------------|-------|-------|
| | 2018 | 2019 | 2020 |
| April | -41 | 0 | 1 |
| May | -20 | 0 | 92 |
| June | -20 | 0 | 279 |
| July | -20 | 0 | 847 |
| August | -20 | 376 | 1,240 |
| September | -20 | 854 | 1,480 |
| October | -20 | 951 | |
| November | -20 | 1,212 | |
| December | 2 | 1,357 | |
| January | 2 | 1,629 | |
| February | 2 | 2,204 | |
| March | 2 | 3,364 | |
| April | 2 | 4,263 | |
| May | 2 | 4,263 | |
| June | 2 | 4,263 | |

QUANTITY METRICS (rolling 12 month period)

| | Contract Quantity | Contract Base Number | Contract * | Area Team | Region | England |
|----------------------------------------------------------------------------------|-------------------|----------------------|------------|-----------|--------|---------|
| % of all assessments that were assess and fit appliances (case starts) | 219 | 509 | 43.0% | 62.6% | 56.3% | 57.9% |
| % of all assessments that were assess and refuse | 9 | 509 | 1.8% | 7.3% | 11.8% | 12.4% |
| % of all assessments that were assess and review | 281 | 509 | 55.2% | 30.1% | 31.9% | 29.7% |
| % of case starts with a reported IOTN of 3 and Aesthetic Component of 5 or below | 7 | 219 | 3.2% | 0.4% | 0.2% | 0.1% |
| % of case starts with a reported IOTN of 3 and Aesthetic Component of 6 or above | 67 | 219 | 30.6% | 4.0% | 4.0% | 4.0% |
| % of case starts with a reported IOTN of 4 | 121 | 219 | 55.3% | 71.1% | 76.4% | 78.0% |
| % of case starts with a reported IOTN of 5 | 10 | 219 | 4.6% | 23.2% | 17.9% | 16.6 % |
| % of concluded courses in receipt of dual-arch fixed appliances | 24 | 40 | 60.0% | 66.9% | 70.6% | 74.0% |
| % of concluded courses where treatment was abandoned or discontinued | 1 | 40 | 2.5% | 10.6% | 9.8% | 8.5% |
| % of patients satisfied with the treatment they have received | 0 | 0 | N/A | 90.9% | 94.8% | 95.5% |

* Figures in italics indicate that the base number is less than 100.

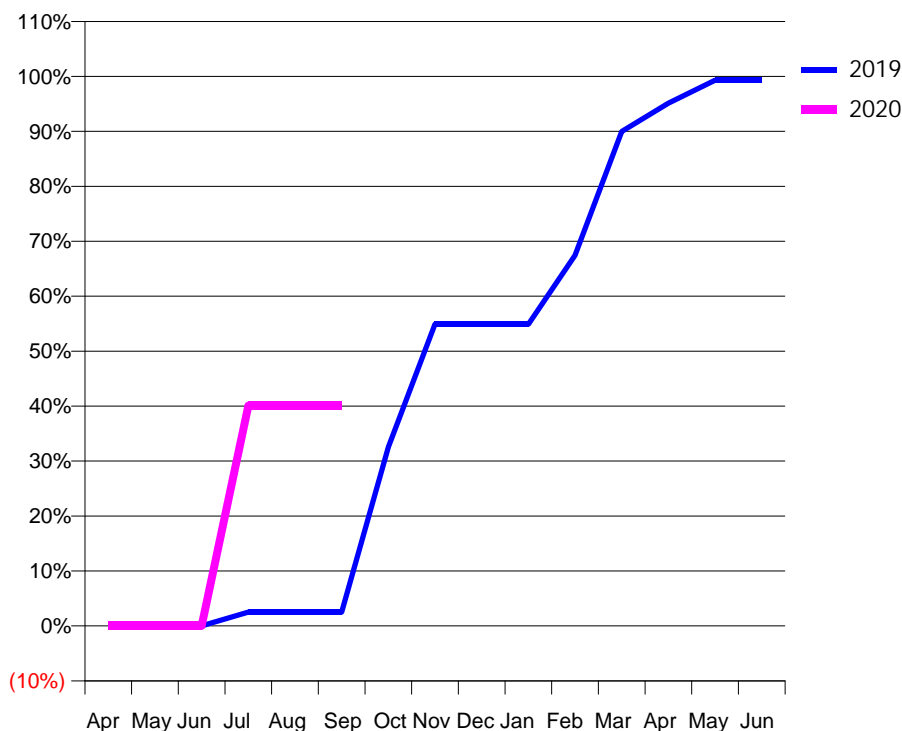
Q59 - Vital Signs Orthodontic At a Glance Contract Report for 104213/0001 - September 2019

| | | | |
|----------------------|------------------------------|---------------------------------------------|------------|
| Name or company name | Clearly Orthodontics Limited | 19/20 Contracted general activity (UDA) | 0 |
| Contract type name | PDS Contract | Carry forward general activity (UDA) | 0 |
| Purpose of contract | Orthodontic | 19/20 Contracted orthodontic activity (UOA) | 838 |
| Contract start date | 01/07/2015 | Carry forward orthodontic activity (UOA) | 0 |
| Contract end date | 26/06/2020 | Baseline contract value | £51,364.78 |

| ACCESS | Contract | England and Wales |
|----------------------------------------------|----------|-------------------|
| 24 month ratio of assessments to patient IDs | 1.10 | 1.07 |

| ACTIVITY | Contract |
|-------------------------------------------------------------------------------------------|----------|
| Contract assess and fit appliances (case starts) as a percentage of Area Team case starts | 1.0 % |

Cumulative percentage of contracted UOA delivered 2019 & 2020



| Month | Adjusted Scheduled Activity (UOA) | | |
|-----------|-----------------------------------|------|------|
| | 2018 | 2019 | 2020 |
| April | 0 | 0 | 0 |
| May | 0 | 0 | 0 |
| June | 0 | 0 | 0 |
| July | 130 | 21 | 336 |
| August | 130 | 21 | 336 |
| September | 409 | 21 | 336 |
| October | 409 | 273 | |
| November | 599 | 460 | |
| December | 743 | 460 | |
| January | 828 | 460 | |
| February | 828 | 565 | |
| March | 839 | 754 | |
| April | 839 | 797 | |
| May | 839 | 832 | |
| June | 839 | 832 | |

QUANTITY METRICS (rolling 12 month period)

| | Contract Quantity | Contract Base Number | Contract * | Area Team | Region | England |
|----------------------------------------------------------------------------------|-------------------|----------------------|------------|-----------|--------|---------|
| % of all assessments that were assess and fit appliances (case starts) | 53 | 90 | 58.9% | 62.6% | 56.3% | 57.9% |
| % of all assessments that were assess and refuse | 3 | 90 | 3.3% | 7.3% | 11.8% | 12.4% |
| % of all assessments that were assess and review | 34 | 90 | 37.8% | 30.1% | 31.9% | 29.7% |
| % of case starts with a reported IOTN of 3 and Aesthetic Component of 5 or below | 0 | 53 | <i>N/A</i> | 0.4% | 0.2% | 0.1% |
| % of case starts with a reported IOTN of 3 and Aesthetic Component of 6 or above | 2 | 53 | 3.8% | 4.0% | 4.0% | 4.0% |
| % of case starts with a reported IOTN of 4 | 49 | 53 | 92.5% | 71.1% | 76.4% | 78.0% |
| % of case starts with a reported IOTN of 5 | 2 | 53 | 3.8% | 23.2% | 17.9% | 16.6 % |
| % of concluded courses in receipt of dual-arch fixed appliances | 0 | 0 | <i>N/A</i> | 66.9% | 70.6% | 74.0% |
| % of concluded courses where treatment was abandoned or discontinued | 0 | 0 | <i>N/A</i> | 10.6% | 9.8% | 8.5% |
| % of patients satisfied with the treatment they have received | 0 | 0 | <i>N/A</i> | 90.9% | 94.8% | 95.5% |

* Figures in italics indicate that the base number is less than 100.

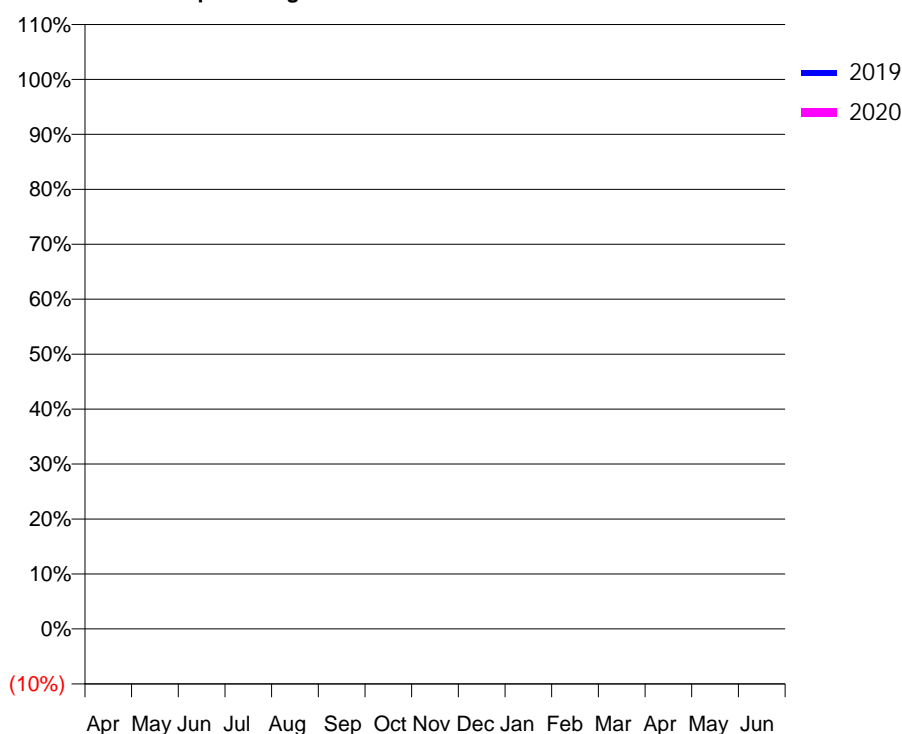
Q59 - Vital Signs Orthodontic At a Glance Contract Report for 104213/0002 - September 2019

| | | | |
|----------------------|------------------------------|---------------------------------------------|-------------|
| Name or company name | Clearly Orthodontics Limited | 19/20 Contracted general activity (UDA) | 0 |
| Contract type name | PDS Contract | Carry forward general activity (UDA) | 0 |
| Purpose of contract | Orthodontic | 19/20 Contracted orthodontic activity (UOA) | 0 |
| Contract start date | 01/07/2015 | Carry forward orthodontic activity (UOA) | 0 |
| Contract end date | 26/06/2020 | Baseline contract value | £218,500.03 |

| ACCESS | Contract | England and Wales |
|----------------------------------------------|----------|-------------------|
| 24 month ratio of assessments to patient IDs | 1.07 | 1.07 |

| ACTIVITY | Contract |
|-------------------------------------------------------------------------------------------|----------|
| Contract assess and fit appliances (case starts) as a percentage of Area Team case starts | 4.7 % |

Cumulative percentage of contracted UOA delivered 2019 & 2020



| Month | Adjusted Scheduled Activity (UOA) | | |
|-----------|-----------------------------------|-------|-------|
| | 2018 | 2019 | 2020 |
| April | 21 | 21 | 0 |
| May | 128 | 263 | 567 |
| June | 128 | 462 | 819 |
| July | 451 | 527 | 1,323 |
| August | 451 | 527 | 1,743 |
| September | 833 | 572 | 2,118 |
| October | 833 | 1,109 | |
| November | 1,066 | 1,556 | |
| December | 1,299 | 2,018 | |
| January | 1,558 | 2,018 | |
| February | 1,712 | 2,897 | |
| March | 1,977 | 3,190 | |
| April | 2,418 | 3,671 | |
| May | 2,433 | 3,692 | |
| June | 2,434 | 3,692 | |

QUANTITY METRICS (rolling 12 month period)

| | Contract Quantity | Contract Base Number | Contract * | Area Team | Region | England |
|----------------------------------------------------------------------------------|-------------------|----------------------|------------|-----------|--------|---------|
| % of all assessments that were assess and fit appliances (case starts) | 241 | 422 | 57.1% | 62.6% | 56.3% | 57.9% |
| % of all assessments that were assess and refuse | 7 | 422 | 1.7% | 7.3% | 11.8% | 12.4% |
| % of all assessments that were assess and review | 174 | 422 | 41.2% | 30.1% | 31.9% | 29.7% |
| % of case starts with a reported IOTN of 3 and Aesthetic Component of 5 or below | 0 | 241 | N/A | 0.4% | 0.2% | 0.1% |
| % of case starts with a reported IOTN of 3 and Aesthetic Component of 6 or above | 1 | 241 | 0.4% | 4.0% | 4.0% | 4.0% |
| % of case starts with a reported IOTN of 4 | 28 | 241 | 11.6% | 71.1% | 76.4% | 78.0% |
| % of case starts with a reported IOTN of 5 | 212 | 241 | 88.0% | 23.2% | 17.9% | 16.6 % |
| % of concluded courses in receipt of dual-arch fixed appliances | 0 | 1 | N/A | 66.9% | 70.6% | 74.0% |
| % of concluded courses where treatment was abandoned or discontinued | 1 | 1 | 100.0% | 10.6% | 9.8% | 8.5% |
| % of patients satisfied with the treatment they have received | 0 | 0 | N/A | 90.9% | 94.8% | 95.5% |

* Figures in italics indicate that the base number is less than 100.

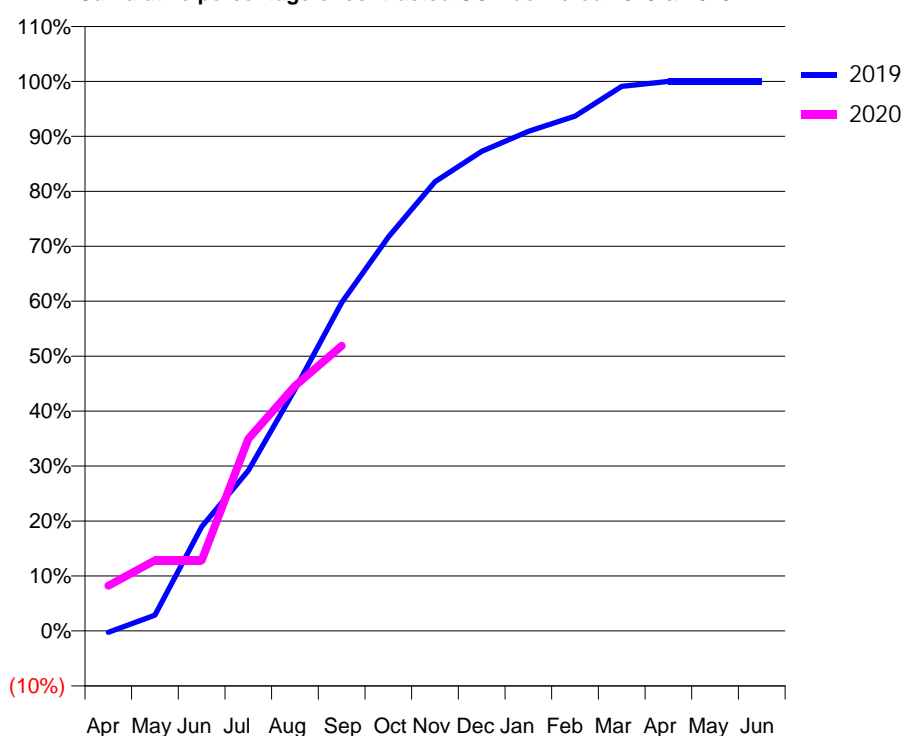
Q59 - Vital Signs Orthodontic At a Glance Contract Report for 117250/0002 - September 2019

| | | | |
|----------------------|------------------------------------|---------------------------------------------|-------------|
| Name or company name | Hallcross Dental Practices Limited | 19/20 Contracted general activity (UDA) | 0 |
| Contract type name | PDS Contract | Carry forward general activity (UDA) | 0 |
| Purpose of contract | General and Orthodontic | 19/20 Contracted orthodontic activity (UOA) | 2,291 |
| Contract start date | 01/04/2008 | Carry forward orthodontic activity (UOA) | 0 |
| Contract end date | 26/06/2020 | Baseline contract value | £157,950.19 |

| ACCESS | Contract | England and Wales |
|----------------------------------------------|----------|-------------------|
| 24 month ratio of assessments to patient IDs | 1.02 | 1.07 |

| ACTIVITY | Contract |
|-------------------------------------------------------------------------------------------|----------|
| Contract assess and fit appliances (case starts) as a percentage of Area Team case starts | 1.8 % |

Cumulative percentage of contracted UOA delivered 2019 & 2020



| Month | Adjusted Scheduled Activity (UOA) | | |
|-----------|-----------------------------------|-------|-------|
| | 2018 | 2019 | 2020 |
| April | -11 | -6 | 189 |
| May | -10 | 66 | 294 |
| June | 174 | 434 | 294 |
| July | 410 | 669 | 801 |
| August | 934 | 1,007 | 1,021 |
| September | 1,235 | 1,369 | 1,189 |
| October | 1,487 | 1,642 | |
| November | 1,634 | 1,873 | |
| December | 1,697 | 1,999 | |
| January | 1,802 | 2,083 | |
| February | 2,035 | 2,146 | |
| March | 2,203 | 2,270 | |
| April | 2,290 | 2,291 | |
| May | 2,291 | 2,291 | |
| June | 2,291 | 2,291 | |

QUANTITY METRICS (rolling 12 month period)

| | Contract Quantity | Contract Base Number | Contract * | Area Team | Region | England |
|----------------------------------------------------------------------------------|-------------------|----------------------|------------|-----------|--------|---------|
| % of all assessments that were assess and fit appliances (case starts) | 93 | 252 | 36.9% | 62.6% | 56.3% | 57.9% |
| % of all assessments that were assess and refuse | 41 | 252 | 16.3% | 7.3% | 11.8% | 12.4% |
| % of all assessments that were assess and review | 118 | 252 | 46.8% | 30.1% | 31.9% | 29.7% |
| % of case starts with a reported IOTN of 3 and Aesthetic Component of 5 or below | 0 | 93 | <i>N/A</i> | 0.4% | 0.2% | 0.1% |
| % of case starts with a reported IOTN of 3 and Aesthetic Component of 6 or above | 3 | 93 | 3.2% | 4.0% | 4.0% | 4.0% |
| % of case starts with a reported IOTN of 4 | 89 | 93 | 95.7% | 71.1% | 76.4% | 78.0% |
| % of case starts with a reported IOTN of 5 | 1 | 93 | 1.1% | 23.2% | 17.9% | 16.6% |
| % of concluded courses in receipt of dual-arch fixed appliances | 47 | 56 | 83.9% | 66.9% | 70.6% | 74.0% |
| % of concluded courses where treatment was abandoned or discontinued | 6 | 56 | 10.7% | 10.6% | 9.8% | 8.5% |
| % of patients satisfied with the treatment they have received | 0 | 0 | <i>N/A</i> | 90.9% | 94.8% | 95.5% |

* Figures in italics indicate that the base number is less than 100.

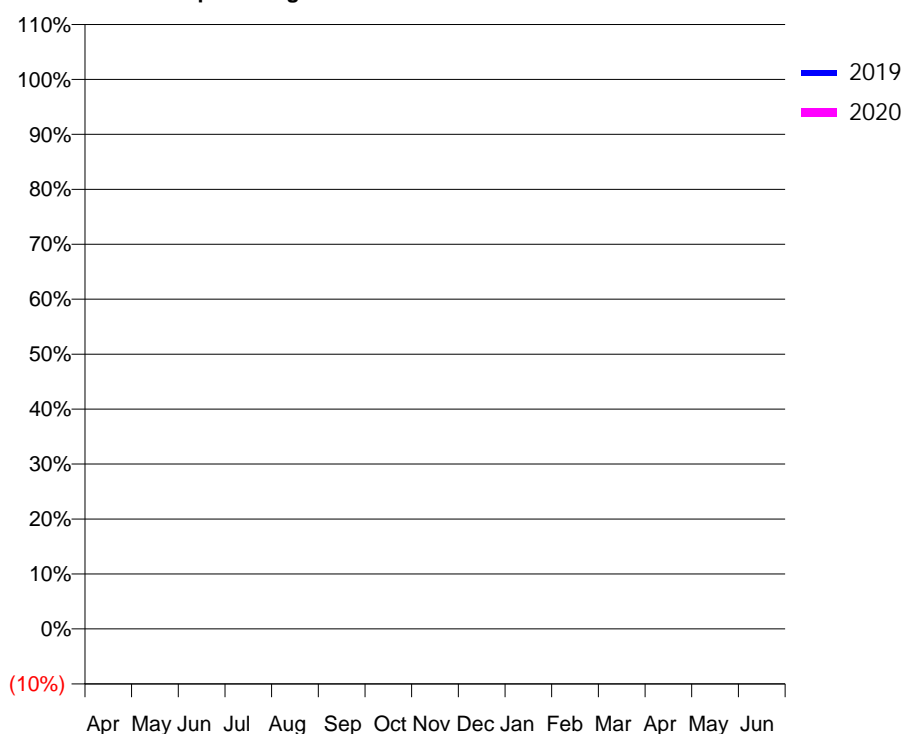
Q59 - Vital Signs Orthodontic At a Glance Contract Report for 117250/0005 - September 2019

| | | | |
|----------------------|------------------------------------|---------------------------------------------|-------------|
| Name or company name | Hallcross Dental Practices Limited | 19/20 Contracted general activity (UDA) | 0 |
| Contract type name | PDS Contract | Carry forward general activity (UDA) | 0 |
| Purpose of contract | General and Orthodontic | 19/20 Contracted orthodontic activity (UOA) | 0 |
| Contract start date | 01/01/2012 | Carry forward orthodontic activity (UOA) | 0 |
| Contract end date | 26/06/2020 | Baseline contract value | £137,503.05 |

| ACCESS | Contract | England and Wales |
|----------------------------------------------|----------|-------------------|
| 24 month ratio of assessments to patient IDs | 1.04 | 1.07 |

| ACTIVITY | Contract |
|-------------------------------------------------------------------------------------------|----------|
| Contract assess and fit appliances (case starts) as a percentage of Area Team case starts | 2.7 % |

Cumulative percentage of contracted UOA delivered 2019 & 2020



| Month | Adjusted Scheduled Activity (UOA) | | |
|-----------|-----------------------------------|-------|-------|
| | 2018 | 2019 | 2020 |
| April | 0 | 66 | 105 |
| May | 190 | 326 | 252 |
| June | 481 | 414 | 252 |
| July | 502 | 744 | 862 |
| August | 614 | 958 | 947 |
| September | 769 | 1,106 | 1,175 |
| October | 876 | 1,392 | |
| November | 1,157 | 1,608 | |
| December | 1,308 | 1,903 | |
| January | 1,418 | 2,118 | |
| February | 1,652 | 2,317 | |
| March | 1,895 | 2,705 | |
| April | 2,042 | 2,902 | |
| May | 2,042 | 2,902 | |
| June | 2,042 | 2,902 | |

QUANTITY METRICS (rolling 12 month period)

| | Contract Quantity | Contract Base Number | Contract * | Area Team | Region | England |
|----------------------------------------------------------------------------------|-------------------|----------------------|------------|-----------|--------|---------|
| % of all assessments that were assess and fit appliances (case starts) | 141 | 248 | 56.9% | 62.6% | 56.3% | 57.9% |
| % of all assessments that were assess and refuse | 9 | 248 | 3.6% | 7.3% | 11.8% | 12.4% |
| % of all assessments that were assess and review | 98 | 248 | 39.5% | 30.1% | 31.9% | 29.7% |
| % of case starts with a reported IOTN of 3 and Aesthetic Component of 5 or below | 0 | 141 | N/A | 0.4% | 0.2% | 0.1% |
| % of case starts with a reported IOTN of 3 and Aesthetic Component of 6 or above | 0 | 141 | N/A | 4.0% | 4.0% | 4.0% |
| % of case starts with a reported IOTN of 4 | 4 | 141 | 2.8% | 71.1% | 76.4% | 78.0% |
| % of case starts with a reported IOTN of 5 | 137 | 141 | 97.2% | 23.2% | 17.9% | 16.6 % |
| % of concluded courses in receipt of dual-arch fixed appliances | 59 | 73 | 80.8% | 66.9% | 70.6% | 74.0% |
| % of concluded courses where treatment was abandoned or discontinued | 3 | 73 | 4.1% | 10.6% | 9.8% | 8.5% |
| % of patients satisfied with the treatment they have received | 0 | 0 | N/A | 90.9% | 94.8% | 95.5% |

* Figures in italics indicate that the base number is less than 100.

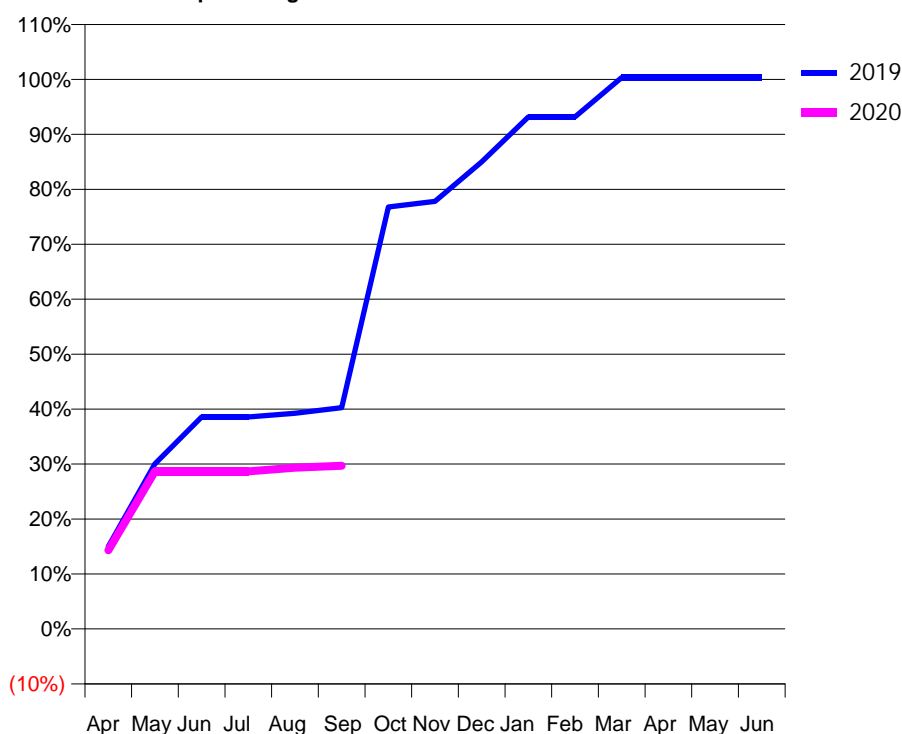
Q59 - Vital Signs Orthodontic At a Glance Contract Report for 117412/0002 - September 2019

| | | | |
|----------------------|-------------------------|---------------------------------------------|-------------|
| Name or company name | HS Virdee Ltd | 19/20 Contracted general activity (UDA) | 10,377 |
| Contract type name | GDS Contract | Carry forward general activity (UDA) | 0 |
| Purpose of contract | General and Orthodontic | 19/20 Contracted orthodontic activity (UOA) | 293 |
| Contract start date | 01/11/2007 | Carry forward orthodontic activity (UOA) | 0 |
| Contract end date | | Baseline contract value | £298,804.99 |

| ACCESS | Contract | England and Wales |
|----------------------------------------------|----------|-------------------|
| 24 month ratio of assessments to patient IDs | 1.02 | 1.07 |

| ACTIVITY | Contract |
|-------------------------------------------------------------------------------------------|----------|
| Contract assess and fit appliances (case starts) as a percentage of Area Team case starts | 0.2 % |

Cumulative percentage of contracted UOA delivered 2019 & 2020



| Month | Adjusted Scheduled Activity (UOA) | | |
|-----------|-----------------------------------|------|------|
| | 2018 | 2019 | 2020 |
| April | 0 | 44 | 42 |
| May | 85 | 88 | 84 |
| June | 154 | 113 | 84 |
| July | 198 | 113 | 84 |
| August | 223 | 115 | 86 |
| September | 225 | 118 | 87 |
| October | 247 | 225 | |
| November | 290 | 228 | |
| December | 291 | 249 | |
| January | 293 | 273 | |
| February | 293 | 273 | |
| March | 293 | 294 | |
| April | 293 | 294 | |
| May | 293 | 294 | |
| June | 293 | 294 | |

QUANTITY METRICS (rolling 12 month period)

| | Contract Quantity | Contract Base Number | Contract * | Area Team | Region | England |
|----------------------------------------------------------------------------------|-------------------|----------------------|------------|-----------|--------|---------|
| % of all assessments that were assess and fit appliances (case starts) | 12 | 23 | 52.2% | 62.6% | 56.3% | 57.9% |
| % of all assessments that were assess and refuse | 3 | 23 | 13.0% | 7.3% | 11.8% | 12.4% |
| % of all assessments that were assess and review | 8 | 23 | 34.8% | 30.1% | 31.9% | 29.7% |
| % of case starts with a reported IOTN of 3 and Aesthetic Component of 5 or below | 0 | 12 | N/A | 0.4% | 0.2% | 0.1% |
| % of case starts with a reported IOTN of 3 and Aesthetic Component of 6 or above | 1 | 12 | 8.3% | 4.0% | 4.0% | 4.0% |
| % of case starts with a reported IOTN of 4 | 11 | 12 | 91.7% | 71.1% | 76.4% | 78.0% |
| % of case starts with a reported IOTN of 5 | 0 | 12 | N/A | 23.2% | 17.9% | 16.6% |
| % of concluded courses in receipt of dual-arch fixed appliances | 9 | 10 | 90.0% | 66.9% | 70.6% | 74.0% |
| % of concluded courses where treatment was abandoned or discontinued | 0 | 10 | 0.0% | 10.6% | 9.8% | 8.5% |
| % of patients satisfied with the treatment they have received | 0 | 0 | N/A | 90.9% | 94.8% | 95.5% |

* Figures in italics indicate that the base number is less than 100.

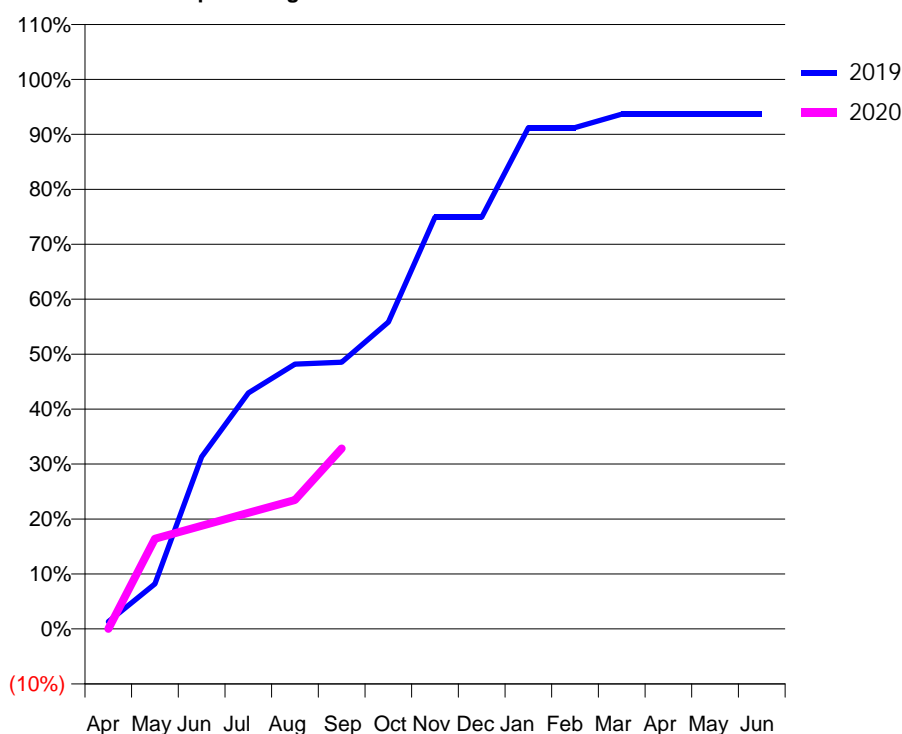
Q59 - Vital Signs Orthodontic At a Glance Contract Report for 118680/0003 - September 2019

| | | | |
|----------------------|-------------------------|---------------------------------------------|-------------|
| Name or company name | Mr P Sitlu & Mr I Bhyat | 19/20 Contracted general activity (UDA) | 30,774 |
| Contract type name | GDS Contract | Carry forward general activity (UDA) | 0 |
| Purpose of contract | General and Orthodontic | 19/20 Contracted orthodontic activity (UOA) | 895 |
| Contract start date | 09/12/2008 | Carry forward orthodontic activity (UOA) | 0 |
| Contract end date | | Baseline contract value | £701,105.55 |

| ACCESS | Contract | England and Wales |
|----------------------------------------------|----------|-------------------|
| 24 month ratio of assessments to patient IDs | 1.01 | 1.07 |

| ACTIVITY | Contract |
|-------------------------------------------------------------------------------------------|----------|
| Contract assess and fit appliances (case starts) as a percentage of Area Team case starts | 0.6 % |

Cumulative percentage of contracted UOA delivered 2019 & 2020



| Month | Adjusted Scheduled Activity (UOA) | | |
|-----------|-----------------------------------|------|------|
| | 2018 | 2019 | 2020 |
| April | 118 | 12 | 0 |
| May | 374 | 75 | 147 |
| June | 397 | 286 | 168 |
| July | 580 | 392 | 189 |
| August | 672 | 440 | 210 |
| September | 719 | 443 | 294 |
| October | 746 | 510 | |
| November | 770 | 684 | |
| December | 775 | 684 | |
| January | 797 | 833 | |
| February | 799 | 833 | |
| March | 863 | 855 | |
| April | 865 | 855 | |
| May | 865 | 855 | |
| June | 865 | 855 | |

QUANTITY METRICS (rolling 12 month period)

| | Contract Quantity | Contract Base Number | Contract * | Area Team | Region | England |
|----------------------------------------------------------------------------------|-------------------|----------------------|------------|-----------|--------|---------|
| % of all assessments that were assess and fit appliances (case starts) | 33 | 46 | 71.7% | 62.6% | 56.3% | 57.9% |
| % of all assessments that were assess and refuse | 4 | 46 | 8.7% | 7.3% | 11.8% | 12.4% |
| % of all assessments that were assess and review | 9 | 46 | 19.6% | 30.1% | 31.9% | 29.7% |
| % of case starts with a reported IOTN of 3 and Aesthetic Component of 5 or below | 0 | 33 | N/A | 0.4% | 0.2% | 0.1% |
| % of case starts with a reported IOTN of 3 and Aesthetic Component of 6 or above | 0 | 33 | N/A | 4.0% | 4.0% | 4.0% |
| % of case starts with a reported IOTN of 4 | 33 | 33 | 100.0% | 71.1% | 76.4% | 78.0% |
| % of case starts with a reported IOTN of 5 | 0 | 33 | N/A | 23.2% | 17.9% | 16.6 % |
| % of concluded courses in receipt of dual-arch fixed appliances | 1 | 36 | 2.8% | 66.9% | 70.6% | 74.0% |
| % of concluded courses where treatment was abandoned or discontinued | 4 | 36 | 11.1% | 10.6% | 9.8% | 8.5% |
| % of patients satisfied with the treatment they have received | 0 | 0 | N/A | 90.9% | 94.8% | 95.5% |

* Figures in italics indicate that the base number is less than 100.

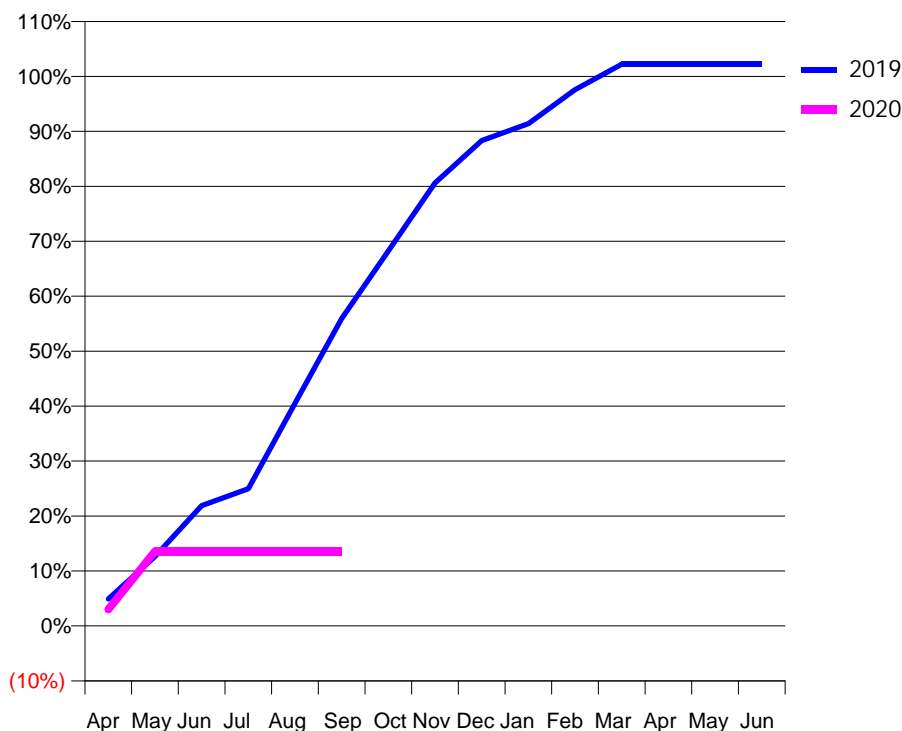
Q59 - Vital Signs Orthodontic At a Glance Contract Report for 121789/0001 - September 2019

| | | | |
|----------------------|---------------------------------|---------------------------------------------|-------------|
| Name or company name | Mr M Hamburger and Mrs R Sadler | 19/20 Contracted general activity (UDA) | 4,345 |
| Contract type name | GDS Contract | Carry forward general activity (UDA) | 0 |
| Purpose of contract | General and Orthodontic | 19/20 Contracted orthodontic activity (UOA) | 1,394 |
| Contract start date | 01/04/2012 | Carry forward orthodontic activity (UOA) | 0 |
| Contract end date | | Baseline contract value | £217,317.30 |

| ACCESS | Contract | England and Wales |
|----------------------------------------------|----------|-------------------|
| 24 month ratio of assessments to patient IDs | 1.00 | 1.07 |

| ACTIVITY | Contract |
|-------------------------------------------------------------------------------------------|----------|
| Contract assess and fit appliances (case starts) as a percentage of Area Team case starts | 0.8 % |

Cumulative percentage of contracted UOA delivered 2019 & 2020



| Month | Adjusted Scheduled Activity (UOA) | | |
|-----------|-----------------------------------|-------|------|
| | 2018 | 2019 | 2020 |
| April | 82 | 67 | 42 |
| May | 89 | 172 | 189 |
| June | 306 | 298 | 189 |
| July | 466 | 340 | 189 |
| August | 531 | 551 | 189 |
| September | 735 | 761 | 189 |
| October | 882 | 929 | |
| November | 966 | 1,097 | |
| December | 1,071 | 1,202 | |
| January | 1,239 | 1,244 | |
| February | 1,344 | 1,328 | |
| March | 1,348 | 1,391 | |
| April | 1,369 | 1,391 | |
| May | 1,369 | 1,391 | |
| June | 1,369 | 1,391 | |

QUANTITY METRICS (rolling 12 month period)

| | Contract Quantity | Contract Base Number | Contract * | Area Team | Region | England |
|----------------------------------------------------------------------------------|-------------------|----------------------|------------|-----------|--------|---------|
| % of all assessments that were assess and fit appliances (case starts) | 39 | 39 | 100.0% | 62.6% | 56.3% | 57.9% |
| % of all assessments that were assess and refuse | 0 | 39 | 0.0% | 7.3% | 11.8% | 12.4% |
| % of all assessments that were assess and review | 0 | 39 | 0.0% | 30.1% | 31.9% | 29.7% |
| % of case starts with a reported IOTN of 3 and Aesthetic Component of 5 or below | 0 | 39 | N/A | 0.4% | 0.2% | 0.1% |
| % of case starts with a reported IOTN of 3 and Aesthetic Component of 6 or above | 9 | 39 | 23.1% | 4.0% | 4.0% | 4.0% |
| % of case starts with a reported IOTN of 4 | 22 | 39 | 56.4% | 71.1% | 76.4% | 78.0% |
| % of case starts with a reported IOTN of 5 | 8 | 39 | 20.5% | 23.2% | 17.9% | 16.6% |
| % of concluded courses in receipt of dual-arch fixed appliances | 32 | 37 | 86.5% | 66.9% | 70.6% | 74.0% |
| % of concluded courses where treatment was abandoned or discontinued | 5 | 37 | 13.5% | 10.6% | 9.8% | 8.5% |
| % of patients satisfied with the treatment they have received | 1 | 1 | 100.0% | 90.9% | 94.8% | 95.5% |

* Figures in italics indicate that the base number is less than 100.

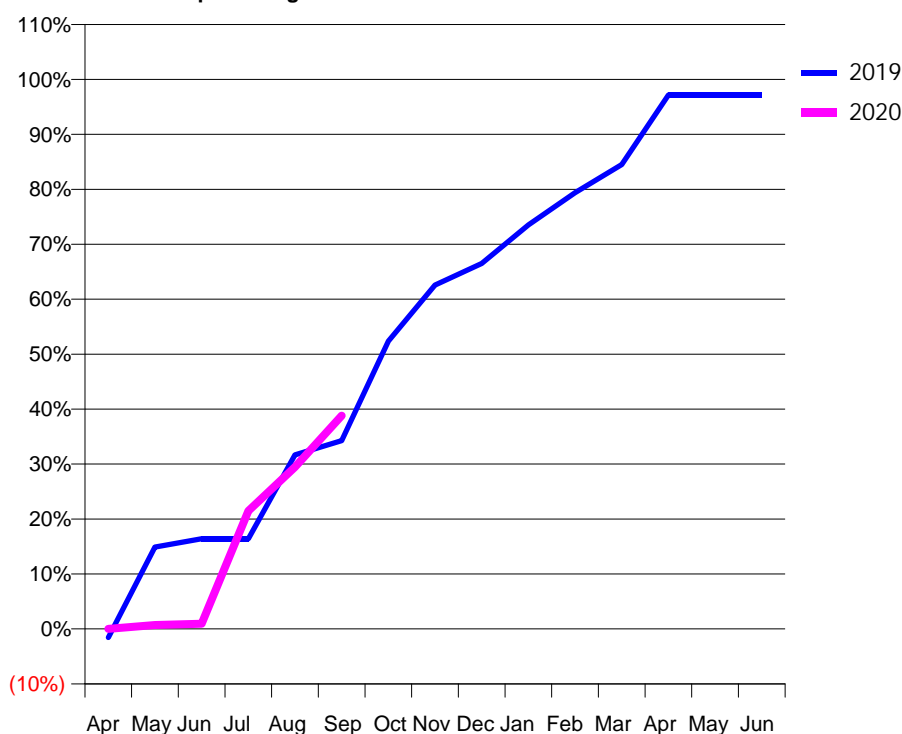
Q59 - Vital Signs Orthodontic At a Glance Contract Report for 123218/0001 - September 2019

| | | | |
|----------------------|-------------------------|---------------------------------------------|-------------|
| Name or company name | Dayadent Limited | 19/20 Contracted general activity (UDA) | 4,952 |
| Contract type name | GDS Contract | Carry forward general activity (UDA) | 0 |
| Purpose of contract | General and Orthodontic | 19/20 Contracted orthodontic activity (UOA) | 1,657 |
| Contract start date | 01/04/2008 | Carry forward orthodontic activity (UOA) | 0 |
| Contract end date | | Baseline contract value | £296,512.45 |

| ACCESS | Contract | England and Wales |
|----------------------------------------------|----------|-------------------|
| 24 month ratio of assessments to patient IDs | 1.11 | 1.07 |

| ACTIVITY | Contract |
|-------------------------------------------------------------------------------------------|----------|
| Contract assess and fit appliances (case starts) as a percentage of Area Team case starts | 1.5 % |

Cumulative percentage of contracted UOA delivered 2019 & 2020



| Month | Adjusted Scheduled Activity (UOA) | | |
|-----------|-----------------------------------|-------|------|
| | 2018 | 2019 | 2020 |
| April | -22 | -26 | 0 |
| May | 9 | 247 | 12 |
| June | 149 | 272 | 16 |
| July | 341 | 272 | 356 |
| August | 581 | 525 | 488 |
| September | 630 | 568 | 643 |
| October | 793 | 868 | |
| November | 889 | 1,037 | |
| December | 1,067 | 1,102 | |
| January | 1,113 | 1,218 | |
| February | 1,271 | 1,315 | |
| March | 1,569 | 1,400 | |
| April | 1,632 | 1,610 | |
| May | 1,632 | 1,610 | |
| June | 1,632 | 1,610 | |

QUANTITY METRICS (rolling 12 month period)

| | Contract Quantity | Contract Base Number | Contract * | Area Team | Region | England |
|----------------------------------------------------------------------------------|-------------------|----------------------|------------|-----------|--------|---------|
| % of all assessments that were assess and fit appliances (case starts) | 77 | 183 | 42.1% | 62.6% | 56.3% | 57.9% |
| % of all assessments that were assess and refuse | 26 | 183 | 14.2% | 7.3% | 11.8% | 12.4% |
| % of all assessments that were assess and review | 80 | 183 | 43.7% | 30.1% | 31.9% | 29.7% |
| % of case starts with a reported IOTN of 3 and Aesthetic Component of 5 or below | 0 | 77 | <i>N/A</i> | 0.4% | 0.2% | 0.1% |
| % of case starts with a reported IOTN of 3 and Aesthetic Component of 6 or above | 0 | 77 | <i>N/A</i> | 4.0% | 4.0% | 4.0% |
| % of case starts with a reported IOTN of 4 | 75 | 77 | 97.4% | 71.1% | 76.4% | 78.0% |
| % of case starts with a reported IOTN of 5 | 2 | 77 | 2.6% | 23.2% | 17.9% | 16.6 % |
| % of concluded courses in receipt of dual-arch fixed appliances | 14 | 23 | 60.9% | 66.9% | 70.6% | 74.0% |
| % of concluded courses where treatment was abandoned or discontinued | 1 | 23 | 4.3% | 10.6% | 9.8% | 8.5% |
| % of patients satisfied with the treatment they have received | 1 | 1 | 100.0% | 90.9% | 94.8% | 95.5% |

* Figures in italics indicate that the base number is less than 100.

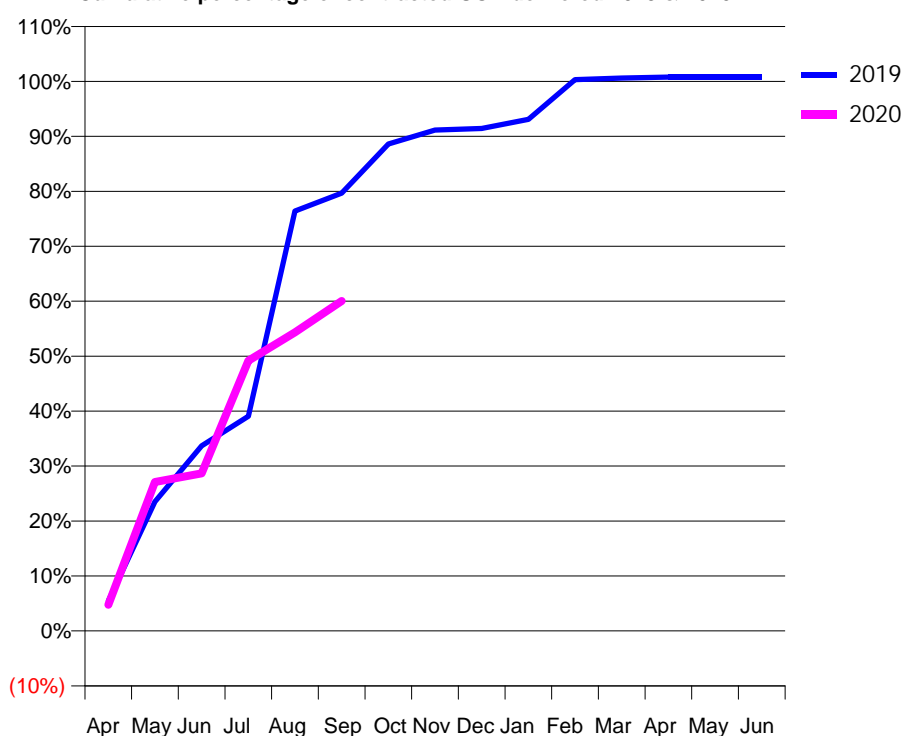
Q59 - Vital Signs Orthodontic At a Glance Contract Report for 126071/0001 - September 2019

| | | | |
|----------------------|--------------------------|---------------------------------------------|-------------|
| Name or company name | Wilson, Edwards & Sanghi | 19/20 Contracted general activity (UDA) | 37,524 |
| Contract type name | GDS Contract | Carry forward general activity (UDA) | 0 |
| Purpose of contract | General and Orthodontic | 19/20 Contracted orthodontic activity (UOA) | 1,318 |
| Contract start date | 01/04/2006 | Carry forward orthodontic activity (UOA) | 0 |
| Contract end date | | Baseline contract value | £998,932.81 |

| ACCESS | Contract | England and Wales |
|----------------------------------------------|----------|-------------------|
| 24 month ratio of assessments to patient IDs | 1.31 | 1.07 |

| ACTIVITY | Contract |
|-------------------------------------------------------------------------------------------|----------|
| Contract assess and fit appliances (case starts) as a percentage of Area Team case starts | 0.9 % |

Cumulative percentage of contracted UOA delivered 2019 & 2020



| Month | Adjusted Scheduled Activity (UOA) | | |
|-----------|-----------------------------------|-------|------|
| | 2018 | 2019 | 2020 |
| April | 32 | 72 | 63 |
| May | 235 | 310 | 357 |
| June | 303 | 444 | 378 |
| July | 447 | 515 | 648 |
| August | 565 | 1,007 | 716 |
| September | 621 | 1,050 | 791 |
| October | 740 | 1,168 | |
| November | 929 | 1,201 | |
| December | 981 | 1,205 | |
| January | 1,073 | 1,227 | |
| February | 1,151 | 1,322 | |
| March | 1,369 | 1,326 | |
| April | 1,370 | 1,328 | |
| May | 1,370 | 1,328 | |
| June | 1,370 | 1,328 | |

QUANTITY METRICS (rolling 12 month period)

| | Contract Quantity | Contract Base Number | Contract * | Area Team | Region | England |
|----------------------------------------------------------------------------------|-------------------|----------------------|------------|-----------|--------|---------|
| % of all assessments that were assess and fit appliances (case starts) | 48 | 128 | 37.5% | 62.6% | 56.3% | 57.9% |
| % of all assessments that were assess and refuse | 7 | 128 | 5.5% | 7.3% | 11.8% | 12.4% |
| % of all assessments that were assess and review | 73 | 128 | 57.0% | 30.1% | 31.9% | 29.7% |
| % of case starts with a reported IOTN of 3 and Aesthetic Component of 5 or below | 0 | 48 | <i>N/A</i> | 0.4% | 0.2% | 0.1% |
| % of case starts with a reported IOTN of 3 and Aesthetic Component of 6 or above | 0 | 48 | <i>N/A</i> | 4.0% | 4.0% | 4.0% |
| % of case starts with a reported IOTN of 4 | 41 | 48 | 85.4% | 71.1% | 76.4% | 78.0% |
| % of case starts with a reported IOTN of 5 | 7 | 48 | 14.6% | 23.2% | 17.9% | 16.6% |
| % of concluded courses in receipt of dual-arch fixed appliances | 53 | 61 | 86.9% | 66.9% | 70.6% | 74.0% |
| % of concluded courses where treatment was abandoned or discontinued | 6 | 61 | 9.8% | 10.6% | 9.8% | 8.5% |
| % of patients satisfied with the treatment they have received | 0 | 0 | <i>N/A</i> | 90.9% | 94.8% | 95.5% |

* Figures in italics indicate that the base number is less than 100.

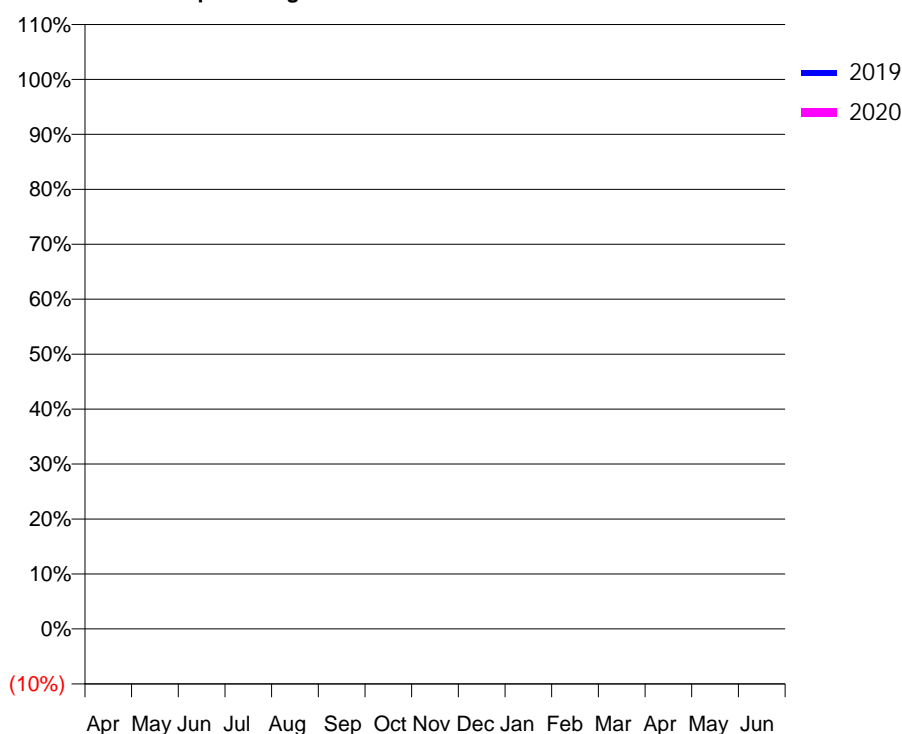
Q59 - Vital Signs Orthodontic At a Glance Contract Report for 127078/0004 - September 2019

| | | | |
|----------------------|----------------------------|---------------------------------------------|------------|
| Name or company name | The Whitehouse Surgery Ltd | 19/20 Contracted general activity (UDA) | 0 |
| Contract type name | PDS Contract | Carry forward general activity (UDA) | 0 |
| Purpose of contract | Orthodontic | 19/20 Contracted orthodontic activity (UOA) | 0 |
| Contract start date | 01/01/2012 | Carry forward orthodontic activity (UOA) | 0 |
| Contract end date | 26/06/2020 | Baseline contract value | £92,199.03 |

| ACCESS | Contract | England and Wales |
|----------------------------------------------|----------|-------------------|
| 24 month ratio of assessments to patient IDs | 1.03 | 1.07 |

| ACTIVITY | Contract |
|-------------------------------------------------------------------------------------------|----------|
| Contract assess and fit appliances (case starts) as a percentage of Area Team case starts | 2.2 % |

Cumulative percentage of contracted UOA delivered 2019 & 2020



| Month | Adjusted Scheduled Activity (UOA) | | |
|-----------|-----------------------------------|-------|------|
| | 2018 | 2019 | 2020 |
| April | 0 | 0 | 0 |
| May | 53 | 149 | 4 |
| June | 211 | 296 | 341 |
| July | 410 | 714 | 641 |
| August | 674 | 869 | 893 |
| September | 763 | 1,275 | 943 |
| October | 876 | 1,513 | |
| November | 1,196 | 1,850 | |
| December | 1,413 | 2,013 | |
| January | 1,567 | 2,290 | |
| February | 1,779 | 2,311 | |
| March | 1,993 | 2,772 | |
| April | 2,232 | 2,774 | |
| May | 2,253 | 2,779 | |
| June | 2,253 | 2,844 | |

QUANTITY METRICS (rolling 12 month period)

| | Contract Quantity | Contract Base Number | Contract * | Area Team | Region | England |
|----------------------------------------------------------------------------------|-------------------|----------------------|------------|-----------|--------|---------|
| % of all assessments that were assess and fit appliances (case starts) | 116 | 232 | 50.0% | 62.6% | 56.3% | 57.9% |
| % of all assessments that were assess and refuse | 58 | 232 | 25.0% | 7.3% | 11.8% | 12.4% |
| % of all assessments that were assess and review | 58 | 232 | 25.0% | 30.1% | 31.9% | 29.7% |
| % of case starts with a reported IOTN of 3 and Aesthetic Component of 5 or below | 0 | 116 | N/A | 0.4% | 0.2% | 0.1% |
| % of case starts with a reported IOTN of 3 and Aesthetic Component of 6 or above | 0 | 116 | N/A | 4.0% | 4.0% | 4.0% |
| % of case starts with a reported IOTN of 4 | 0 | 116 | N/A | 71.1% | 76.4% | 78.0% |
| % of case starts with a reported IOTN of 5 | 95 | 116 | 81.9% | 23.2% | 17.9% | 16.6 % |
| % of concluded courses in receipt of dual-arch fixed appliances | 11 | 54 | 20.4% | 66.9% | 70.6% | 74.0% |
| % of concluded courses where treatment was abandoned or discontinued | 24 | 54 | 44.4% | 10.6% | 9.8% | 8.5% |
| % of patients satisfied with the treatment they have received | 0 | 0 | N/A | 90.9% | 94.8% | 95.5% |

* Figures in italics indicate that the base number is less than 100.

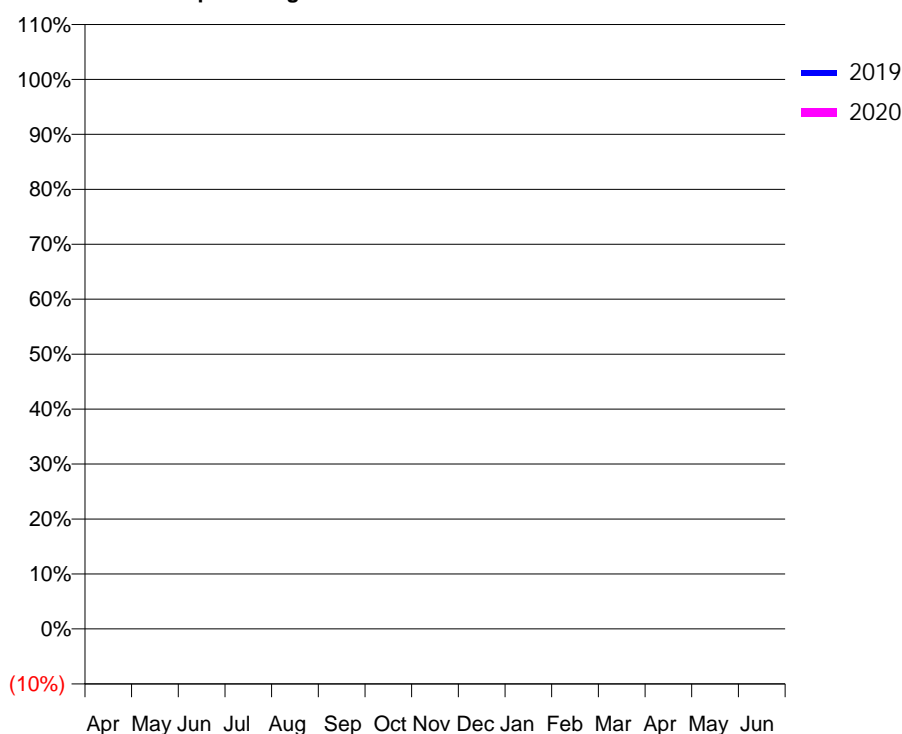
Q59 - Vital Signs Orthodontic At a Glance Contract Report for 130796/0004 - September 2019

| | | | |
|----------------------|-------------------------|---------------------------------------------|------------|
| Name or company name | JDRM Dental Care Ltd | 19/20 Contracted general activity (UDA) | 0 |
| Contract type name | PDS Contract | Carry forward general activity (UDA) | 0 |
| Purpose of contract | General and Orthodontic | 19/20 Contracted orthodontic activity (UOA) | 0 |
| Contract start date | 01/01/2012 | Carry forward orthodontic activity (UOA) | 0 |
| Contract end date | 26/06/2020 | Baseline contract value | £39,498.05 |

| ACCESS | Contract | England and Wales |
|----------------------------------------------|----------|-------------------|
| 24 month ratio of assessments to patient IDs | 1.06 | 1.07 |

| ACTIVITY | Contract |
|-------------------------------------------------------------------------------------------|----------|
| Contract assess and fit appliances (case starts) as a percentage of Area Team case starts | 0.7 % |

Cumulative percentage of contracted UOA delivered 2019 & 2020



| Month | Adjusted Scheduled Activity (UOA) | | |
|-----------|-----------------------------------|-------|------|
| | 2018 | 2019 | 2020 |
| April | 0 | 0 | 0 |
| May | 266 | 143 | 0 |
| June | 375 | 234 | 105 |
| July | 443 | 432 | 105 |
| August | 701 | 564 | 231 |
| September | 886 | 634 | 231 |
| October | 1,086 | 679 | |
| November | 1,263 | 854 | |
| December | 1,542 | 945 | |
| January | 1,802 | 1,022 | |
| February | 1,899 | 1,069 | |
| March | 2,052 | 1,069 | |
| April | 2,052 | 1,069 | |
| May | 2,190 | 1,069 | |
| June | 2,190 | 1,200 | |

QUANTITY METRICS (rolling 12 month period)

| | Contract Quantity | Contract Base Number | Contract * | Area Team | Region | England |
|----------------------------------------------------------------------------------|-------------------|----------------------|------------|-----------|--------|---------|
| % of all assessments that were assess and fit appliances (case starts) | 36 | 77 | 46.8% | 62.6% | 56.3% | 57.9% |
| % of all assessments that were assess and refuse | 30 | 77 | 39.0% | 7.3% | 11.8% | 12.4% |
| % of all assessments that were assess and review | 11 | 77 | 14.3% | 30.1% | 31.9% | 29.7% |
| % of case starts with a reported IOTN of 3 and Aesthetic Component of 5 or below | 0 | 36 | <i>N/A</i> | 0.4% | 0.2% | 0.1% |
| % of case starts with a reported IOTN of 3 and Aesthetic Component of 6 or above | 0 | 36 | <i>N/A</i> | 4.0% | 4.0% | 4.0% |
| % of case starts with a reported IOTN of 4 | 5 | 36 | 13.9% | 71.1% | 76.4% | 78.0% |
| % of case starts with a reported IOTN of 5 | 31 | 36 | 86.1% | 23.2% | 17.9% | 16.6 % |
| % of concluded courses in receipt of dual-arch fixed appliances | 46 | 70 | 65.7% | 66.9% | 70.6% | 74.0% |
| % of concluded courses where treatment was abandoned or discontinued | 12 | 70 | 17.1% | 10.6% | 9.8% | 8.5% |
| % of patients satisfied with the treatment they have received | 0 | 0 | <i>N/A</i> | 90.9% | 94.8% | 95.5% |

* Figures in italics indicate that the base number is less than 100.

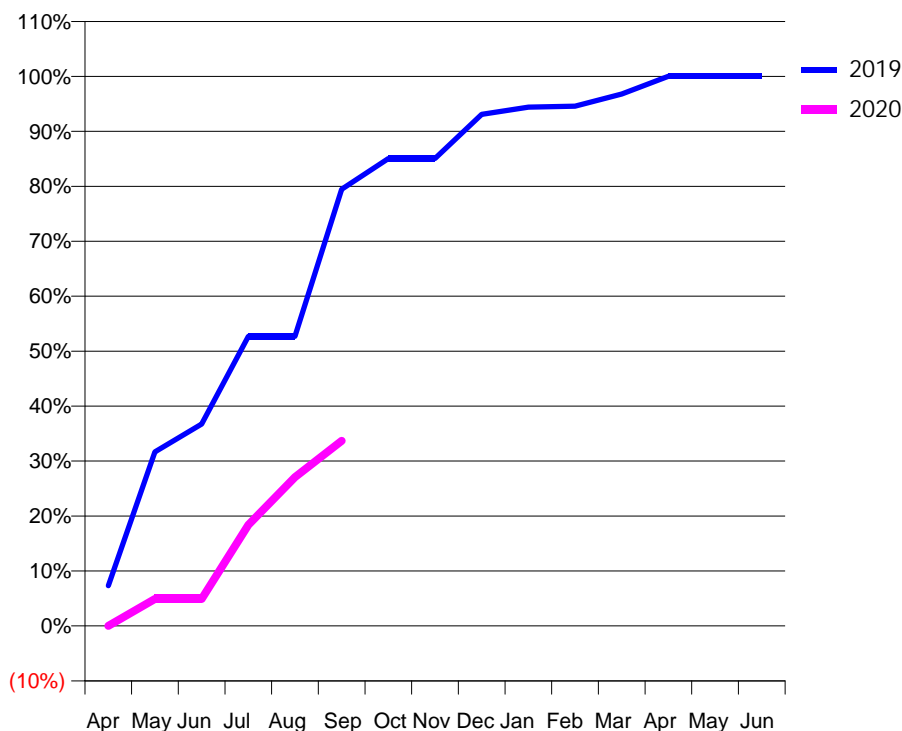
Q59 - Vital Signs Orthodontic At a Glance Contract Report for 134503/0001 - September 2019

| | | | |
|----------------------|------------------------------|---------------------------------------------|-------------|
| Name or company name | Mr Haren and Mrs Sonal Patel | 19/20 Contracted general activity (UDA) | 0 |
| Contract type name | PDS Contract | Carry forward general activity (UDA) | 0 |
| Purpose of contract | Orthodontic | 19/20 Contracted orthodontic activity (UOA) | 3,894 |
| Contract start date | 01/04/2008 | Carry forward orthodontic activity (UOA) | 0 |
| Contract end date | 01/05/2020 | Baseline contract value | £246,560.96 |

| ACCESS | Contract | England and Wales |
|----------------------------------------------|----------|-------------------|
| 24 month ratio of assessments to patient IDs | 1.15 | 1.07 |

| ACTIVITY | Contract |
|-------------------------------------------------------------------------------------------|----------|
| Contract assess and fit appliances (case starts) as a percentage of Area Team case starts | 1.9 % |

Cumulative percentage of contracted UOA delivered 2019 & 2020



| Month | Adjusted Scheduled Activity (UOA) | | |
|-----------|-----------------------------------|-------|-------|
| | 2018 | 2019 | 2020 |
| April | 150 | 286 | 0 |
| May | 1,015 | 1,234 | 191 |
| June | 1,354 | 1,431 | 191 |
| July | 1,849 | 2,052 | 716 |
| August | 2,138 | 2,052 | 1,054 |
| September | 2,730 | 3,094 | 1,312 |
| October | 3,111 | 3,312 | |
| November | 3,355 | 3,312 | |
| December | 3,747 | 3,625 | |
| January | 3,806 | 3,676 | |
| February | 3,911 | 3,683 | |
| March | 3,911 | 3,769 | |
| April | 3,930 | 3,895 | |
| May | 3,930 | 3,895 | |
| June | 3,930 | 3,895 | |

QUANTITY METRICS (rolling 12 month period)

| | Contract Quantity | Contract Base Number | Contract * | Area Team | Region | England |
|----------------------------------------------------------------------------------|-------------------|----------------------|--------------|-----------|--------|---------|
| % of all assessments that were assess and fit appliances (case starts) | 96 | 187 | 51.3% | 62.6% | 56.3% | 57.9% |
| % of all assessments that were assess and refuse | 1 | 187 | 0.5% | 7.3% | 11.8% | 12.4% |
| % of all assessments that were assess and review | 90 | 187 | 48.1% | 30.1% | 31.9% | 29.7% |
| % of case starts with a reported IOTN of 3 and Aesthetic Component of 5 or below | 0 | 96 | <i>N/A</i> | 0.4% | 0.2% | 0.1% |
| % of case starts with a reported IOTN of 3 and Aesthetic Component of 6 or above | 1 | 96 | <i>1.0%</i> | 4.0% | 4.0% | 4.0% |
| % of case starts with a reported IOTN of 4 | 76 | 96 | <i>79.2%</i> | 71.1% | 76.4% | 78.0% |
| % of case starts with a reported IOTN of 5 | 17 | 96 | <i>17.7%</i> | 23.2% | 17.9% | 16.6 % |
| % of concluded courses in receipt of dual-arch fixed appliances | 172 | 210 | 81.9% | 66.9% | 70.6% | 74.0% |
| % of concluded courses where treatment was abandoned or discontinued | 35 | 210 | 16.7% | 10.6% | 9.8% | 8.5% |
| % of patients satisfied with the treatment they have received | 0 | 0 | <i>N/A</i> | 90.9% | 94.8% | 95.5% |

* Figures in italics indicate that the base number is less than 100.

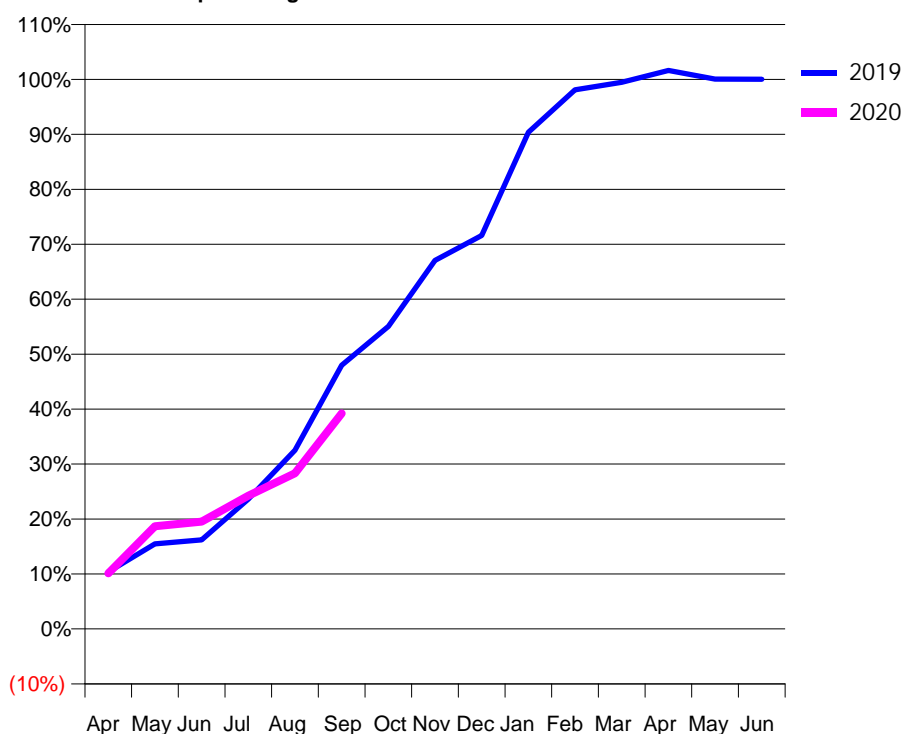
Q59 - Vital Signs Orthodontic At a Glance Contract Report for 134503/0002 - September 2019

| | | | |
|----------------------|------------------------------|---------------------------------------------|-------------|
| Name or company name | Mr Haren and Mrs Sonal Patel | 19/20 Contracted general activity (UDA) | 0 |
| Contract type name | PDS Contract | Carry forward general activity (UDA) | 0 |
| Purpose of contract | Orthodontic | 19/20 Contracted orthodontic activity (UOA) | 3,885 |
| Contract start date | 01/04/2008 | Carry forward orthodontic activity (UOA) | 0 |
| Contract end date | 01/05/2020 | Baseline contract value | £225,673.03 |

| ACCESS | Contract | England and Wales |
|----------------------------------------------|----------|-------------------|
| 24 month ratio of assessments to patient IDs | 1.06 | 1.07 |

| ACTIVITY | Contract |
|-------------------------------------------------------------------------------------------|----------|
| Contract assess and fit appliances (case starts) as a percentage of Area Team case starts | 3.3 % |

Cumulative percentage of contracted UOA delivered 2019 & 2020



| Month | Adjusted Scheduled Activity (UOA) | | |
|-----------|-----------------------------------|-------|-------|
| | 2018 | 2019 | 2020 |
| April | 85 | 403 | 394 |
| May | 717 | 602 | 725 |
| June | 1,289 | 629 | 758 |
| July | 1,541 | 918 | 942 |
| August | 2,009 | 1,264 | 1,101 |
| September | 2,169 | 1,864 | 1,524 |
| October | 2,809 | 2,139 | |
| November | 3,136 | 2,605 | |
| December | 3,391 | 2,782 | |
| January | 3,542 | 3,511 | |
| February | 3,711 | 3,811 | |
| March | 3,798 | 3,864 | |
| April | 3,882 | 3,948 | |
| May | 3,883 | 3,887 | |
| June | 3,883 | 3,886 | |

QUANTITY METRICS (rolling 12 month period)

| | Contract Quantity | Contract Base Number | Contract * | Area Team | Region | England |
|----------------------------------------------------------------------------------|-------------------|----------------------|------------|-----------|--------|---------|
| % of all assessments that were assess and fit appliances (case starts) | 170 | 299 | 56.9% | 62.6% | 56.3% | 57.9% |
| % of all assessments that were assess and refuse | 24 | 299 | 8.0% | 7.3% | 11.8% | 12.4% |
| % of all assessments that were assess and review | 105 | 299 | 35.1% | 30.1% | 31.9% | 29.7% |
| % of case starts with a reported IOTN of 3 and Aesthetic Component of 5 or below | 0 | 170 | N/A | 0.4% | 0.2% | 0.1% |
| % of case starts with a reported IOTN of 3 and Aesthetic Component of 6 or above | 2 | 170 | 1.2% | 4.0% | 4.0% | 4.0% |
| % of case starts with a reported IOTN of 4 | 140 | 170 | 82.4% | 71.1% | 76.4% | 78.0% |
| % of case starts with a reported IOTN of 5 | 28 | 170 | 16.5% | 23.2% | 17.9% | 16.6 % |
| % of concluded courses in receipt of dual-arch fixed appliances | 175 | 248 | 70.6% | 66.9% | 70.6% | 74.0% |
| % of concluded courses where treatment was abandoned or discontinued | 66 | 248 | 26.6% | 10.6% | 9.8% | 8.5% |
| % of patients satisfied with the treatment they have received | 1 | 1 | 100.0% | 90.9% | 94.8% | 95.5% |

* Figures in italics indicate that the base number is less than 100.

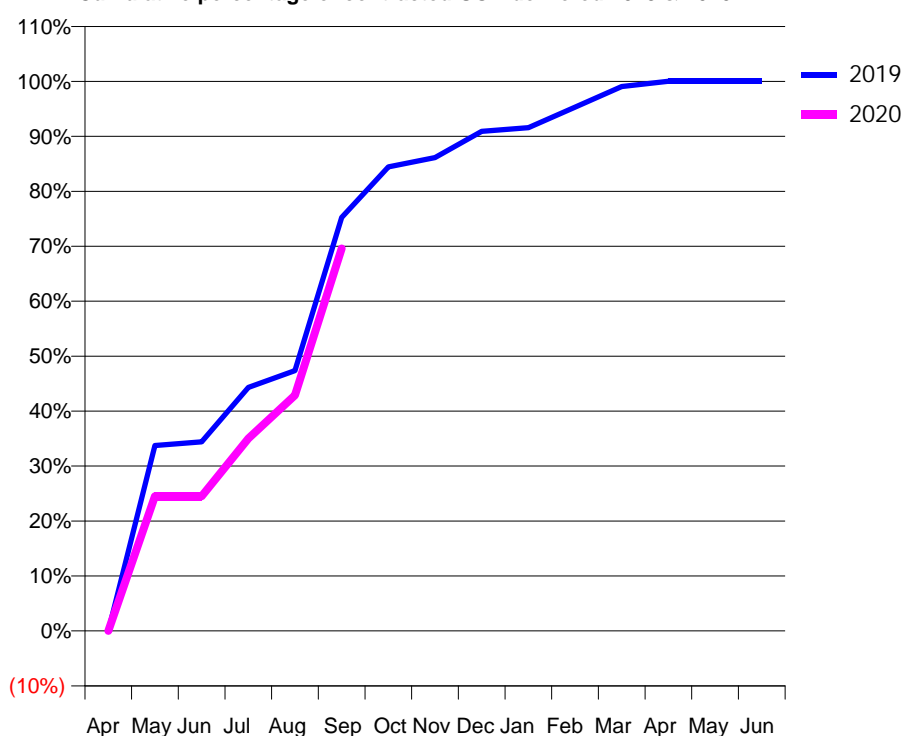
Q59 - Vital Signs Orthodontic At a Glance Contract Report for 136336/0001 - September 2019

| | | | |
|----------------------|----------------------------|---------------------------------------------|-------------|
| Name or company name | Gosal Orthodontics Limited | 19/20 Contracted general activity (UDA) | 0 |
| Contract type name | PDS Contract | Carry forward general activity (UDA) | 0 |
| Purpose of contract | Orthodontic | 19/20 Contracted orthodontic activity (UOA) | 6,173 |
| Contract start date | 01/02/2015 | Carry forward orthodontic activity (UOA) | 0 |
| Contract end date | 26/06/2020 | Baseline contract value | £390,873.24 |

| ACCESS | Contract | England and Wales |
|----------------------------------------------|----------|-------------------|
| 24 month ratio of assessments to patient IDs | 1.01 | 1.07 |

| ACTIVITY | Contract |
|-------------------------------------------------------------------------------------------|----------|
| Contract assess and fit appliances (case starts) as a percentage of Area Team case starts | 5.2 % |

Cumulative percentage of contracted UOA delivered 2019 & 2020



| Month | Adjusted Scheduled Activity (UOA) | | |
|-----------|-----------------------------------|-------|-------|
| | 2018 | 2019 | 2020 |
| April | 0 | 0 | 0 |
| May | 567 | 2,083 | 1,512 |
| June | 823 | 2,125 | 1,512 |
| July | 1,810 | 2,734 | 2,163 |
| August | 2,776 | 2,923 | 2,647 |
| September | 3,931 | 4,645 | 4,296 |
| October | 4,183 | 5,212 | |
| November | 4,729 | 5,317 | |
| December | 5,863 | 5,611 | |
| January | 5,905 | 5,653 | |
| February | 6,058 | 5,884 | |
| March | 6,173 | 6,116 | |
| April | 6,173 | 6,174 | |
| May | 6,215 | 6,174 | |
| June | 6,215 | 6,174 | |

QUANTITY METRICS (rolling 12 month period)

| | Contract Quantity | Contract Base Number | Contract * | Area Team | Region | England |
|----------------------------------------------------------------------------------|-------------------|----------------------|------------|-----------|--------|---------|
| % of all assessments that were assess and fit appliances (case starts) | 272 | 385 | 70.6% | 62.6% | 56.3% | 57.9% |
| % of all assessments that were assess and refuse | 35 | 385 | 9.1% | 7.3% | 11.8% | 12.4% |
| % of all assessments that were assess and review | 78 | 385 | 20.3% | 30.1% | 31.9% | 29.7% |
| % of case starts with a reported IOTN of 3 and Aesthetic Component of 5 or below | 0 | 272 | N/A | 0.4% | 0.2% | 0.1% |
| % of case starts with a reported IOTN of 3 and Aesthetic Component of 6 or above | 7 | 272 | 2.6% | 4.0% | 4.0% | 4.0% |
| % of case starts with a reported IOTN of 4 | 209 | 272 | 76.8% | 71.1% | 76.4% | 78.0% |
| % of case starts with a reported IOTN of 5 | 56 | 272 | 20.6% | 23.2% | 17.9% | 16.6 % |
| % of concluded courses in receipt of dual-arch fixed appliances | 297 | 314 | 94.6% | 66.9% | 70.6% | 74.0% |
| % of concluded courses where treatment was abandoned or discontinued | 10 | 314 | 3.2% | 10.6% | 9.8% | 8.5% |
| % of patients satisfied with the treatment they have received | 0 | 0 | N/A | 90.9% | 94.8% | 95.5% |

* Figures in italics indicate that the base number is less than 100.

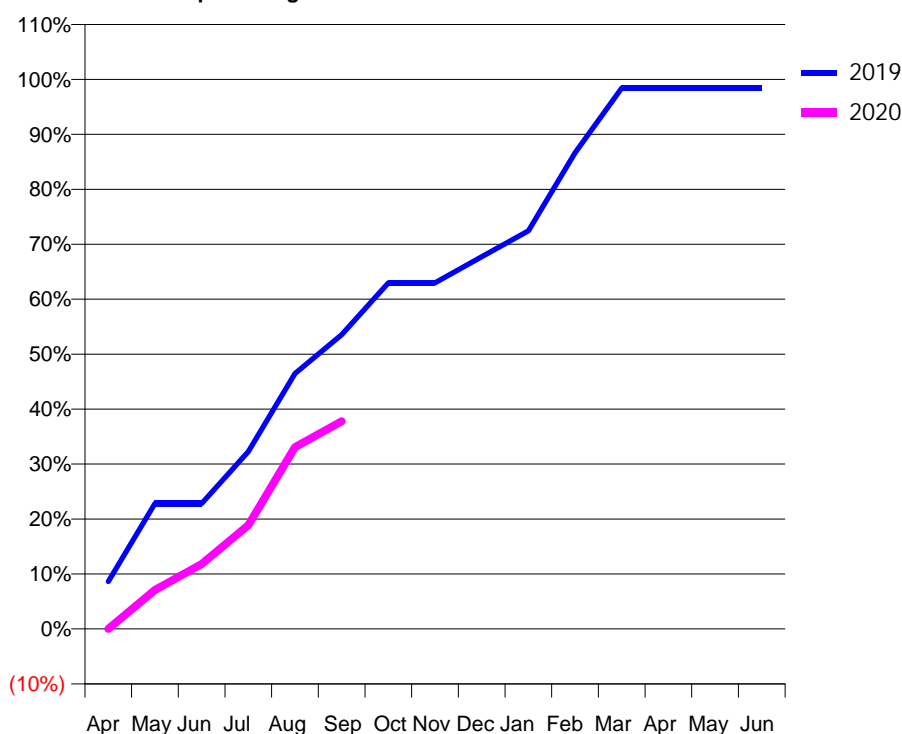
Q59 - Vital Signs Orthodontic At a Glance Contract Report for 137766/0001 - September 2019

| | | | |
|----------------------|---------------------------|---------------------------------------------|---------------|
| Name or company name | Mr B Patel & Mr R Jansari | 19/20 Contracted general activity (UDA) | 41,661 |
| Contract type name | GDS Contract | Carry forward general activity (UDA) | 0 |
| Purpose of contract | General and Orthodontic | 19/20 Contracted orthodontic activity (UOA) | 889 |
| Contract start date | 01/04/2010 | Carry forward orthodontic activity (UOA) | 0 |
| Contract end date | | Baseline contract value | £1,327,970.14 |

| ACCESS | Contract | England and Wales |
|----------------------------------------------|----------|-------------------|
| 24 month ratio of assessments to patient IDs | 1.00 | 1.07 |

| ACTIVITY | Contract |
|-------------------------------------------------------------------------------------------|----------|
| Contract assess and fit appliances (case starts) as a percentage of Area Team case starts | 0.7 % |

Cumulative percentage of contracted UOA delivered 2019 & 2020



| Month | Adjusted Scheduled Activity (UOA) | | |
|-----------|-----------------------------------|------|------|
| | 2018 | 2019 | 2020 |
| April | 42 | 77 | 0 |
| May | 105 | 203 | 63 |
| June | 147 | 203 | 105 |
| July | 273 | 287 | 168 |
| August | 294 | 413 | 294 |
| September | 399 | 476 | 336 |
| October | 504 | 560 | |
| November | 651 | 560 | |
| December | 714 | 602 | |
| January | 714 | 644 | |
| February | 861 | 770 | |
| March | 882 | 875 | |
| April | 882 | 875 | |
| May | 882 | 875 | |
| June | 882 | 875 | |

QUANTITY METRICS (rolling 12 month period)

| | Contract Quantity | Contract Base Number | Contract * | Area Team | Region | England |
|----------------------------------------------------------------------------------|-------------------|----------------------|------------|-----------|--------|---------|
| % of all assessments that were assess and fit appliances (case starts) | 35 | 35 | 100.0% | 62.6% | 56.3% | 57.9% |
| % of all assessments that were assess and refuse | 0 | 35 | 0.0% | 7.3% | 11.8% | 12.4% |
| % of all assessments that were assess and review | 0 | 35 | 0.0% | 30.1% | 31.9% | 29.7% |
| % of case starts with a reported IOTN of 3 and Aesthetic Component of 5 or below | 0 | 35 | N/A | 0.4% | 0.2% | 0.1% |
| % of case starts with a reported IOTN of 3 and Aesthetic Component of 6 or above | 2 | 35 | 5.7% | 4.0% | 4.0% | 4.0% |
| % of case starts with a reported IOTN of 4 | 33 | 35 | 94.3% | 71.1% | 76.4% | 78.0% |
| % of case starts with a reported IOTN of 5 | 0 | 35 | N/A | 23.2% | 17.9% | 16.6% |
| % of concluded courses in receipt of dual-arch fixed appliances | 20 | 28 | 71.4% | 66.9% | 70.6% | 74.0% |
| % of concluded courses where treatment was abandoned or discontinued | 4 | 28 | 14.3% | 10.6% | 9.8% | 8.5% |
| % of patients satisfied with the treatment they have received | 0 | 0 | N/A | 90.9% | 94.8% | 95.5% |

* Figures in italics indicate that the base number is less than 100.

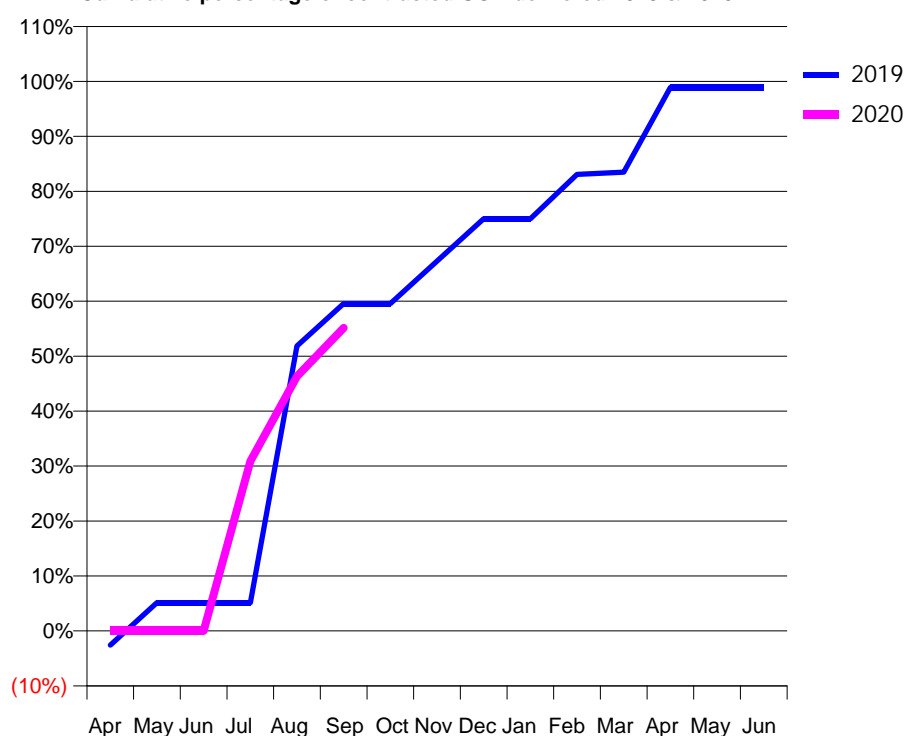
Q59 - Vital Signs Orthodontic At a Glance Contract Report for 139874/0001 - September 2019

| | | | |
|----------------------|-------------------------|---------------------------------------------|-------------|
| Name or company name | C M Desai Limited | 19/20 Contracted general activity (UDA) | 8,313 |
| Contract type name | GDS Contract | Carry forward general activity (UDA) | 0 |
| Purpose of contract | General and Orthodontic | 19/20 Contracted orthodontic activity (UOA) | 272 |
| Contract start date | 01/03/2008 | Carry forward orthodontic activity (UOA) | 0 |
| Contract end date | | Baseline contract value | £245,791.57 |

| ACCESS | Contract | England and Wales |
|----------------------------------------------|----------|-------------------|
| 24 month ratio of assessments to patient IDs | 1.09 | 1.07 |

| ACTIVITY | Contract |
|-------------------------------------------------------------------------------------------|----------|
| Contract assess and fit appliances (case starts) as a percentage of Area Team case starts | 0.2 % |

Cumulative percentage of contracted UOA delivered 2019 & 2020



| Month | Adjusted Scheduled Activity (UOA) | | |
|-----------|-----------------------------------|------|------|
| | 2018 | 2019 | 2020 |
| April | 0 | -7 | 0 |
| May | 2 | 14 | 0 |
| June | 2 | 14 | 0 |
| July | 2 | 14 | 84 |
| August | 3 | 141 | 126 |
| September | 24 | 162 | 150 |
| October | 24 | 162 | |
| November | 24 | 183 | |
| December | 45 | 204 | |
| January | 47 | 204 | |
| February | 48 | 226 | |
| March | 112 | 227 | |
| April | 265 | 269 | |
| May | 265 | 269 | |
| June | 265 | 269 | |

QUANTITY METRICS (rolling 12 month period)

| | Contract Quantity | Contract Base Number | Contract * | Area Team | Region | England |
|----------------------------------------------------------------------------------|-------------------|----------------------|------------|-----------|--------|---------|
| % of all assessments that were assess and fit appliances (case starts) | 12 | 17 | 70.6% | 62.6% | 56.3% | 57.9% |
| % of all assessments that were assess and refuse | 0 | 17 | 0.0% | 7.3% | 11.8% | 12.4% |
| % of all assessments that were assess and review | 5 | 17 | 29.4% | 30.1% | 31.9% | 29.7% |
| % of case starts with a reported IOTN of 3 and Aesthetic Component of 5 or below | 0 | 12 | N/A | 0.4% | 0.2% | 0.1% |
| % of case starts with a reported IOTN of 3 and Aesthetic Component of 6 or above | 0 | 12 | N/A | 4.0% | 4.0% | 4.0% |
| % of case starts with a reported IOTN of 4 | 12 | 12 | 100.0% | 71.1% | 76.4% | 78.0% |
| % of case starts with a reported IOTN of 5 | 0 | 12 | N/A | 23.2% | 17.9% | 16.6 % |
| % of concluded courses in receipt of dual-arch fixed appliances | 2 | 3 | 66.7% | 66.9% | 70.6% | 74.0% |
| % of concluded courses where treatment was abandoned or discontinued | 1 | 3 | 33.3% | 10.6% | 9.8% | 8.5% |
| % of patients satisfied with the treatment they have received | 0 | 0 | N/A | 90.9% | 94.8% | 95.5% |

* Figures in italics indicate that the base number is less than 100.

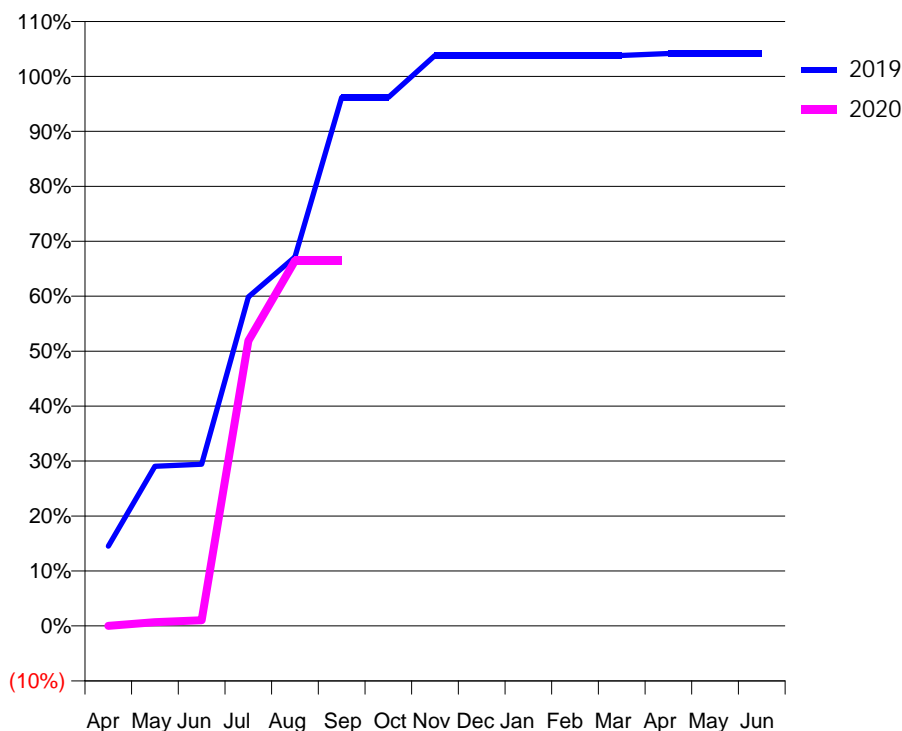
Q59 - Vital Signs Orthodontic At a Glance Contract Report for 143448/0001 - September 2019

| | | | |
|----------------------|---------------------------------------|---------------------------------------------|-------------|
| Name or company name | Dr D J Duplessis & Ms Lieze Duplessis | 19/20 Contracted general activity (UDA) | 9,098 |
| Contract type name | GDS Contract | Carry forward general activity (UDA) | 0 |
| Purpose of contract | General and Orthodontic | 19/20 Contracted orthodontic activity (UOA) | 289 |
| Contract start date | 01/04/2011 | Carry forward orthodontic activity (UOA) | 0 |
| Contract end date | | Baseline contract value | £273,090.20 |

| ACCESS | Contract | England and Wales |
|----------------------------------------------|----------|-------------------|
| 24 month ratio of assessments to patient IDs | 1.02 | 1.07 |

| ACTIVITY | Contract |
|-------------------------------------------------------------------------------------------|----------|
| Contract assess and fit appliances (case starts) as a percentage of Area Team case starts | 0.2 % |

Cumulative percentage of contracted UOA delivered 2019 & 2020



| Month | Adjusted Scheduled Activity (UOA) | | |
|-----------|-----------------------------------|------|------|
| | 2018 | 2019 | 2020 |
| April | 0 | 42 | 0 |
| May | 0 | 84 | 2 |
| June | 0 | 85 | 3 |
| July | 0 | 173 | 150 |
| August | 0 | 194 | 192 |
| September | 84 | 278 | 192 |
| October | 273 | 278 | |
| November | 274 | 300 | |
| December | 276 | 300 | |
| January | 276 | 300 | |
| February | 276 | 300 | |
| March | 297 | 300 | |
| April | 297 | 301 | |
| May | 297 | 301 | |
| June | 297 | 301 | |

QUANTITY METRICS (rolling 12 month period)

| | Contract Quantity | Contract Base Number | Contract * | Area Team | Region | England |
|----------------------------------------------------------------------------------|-------------------|----------------------|------------|-----------|--------|---------|
| % of all assessments that were assess and fit appliances (case starts) | 11 | 16 | 68.8% | 62.6% | 56.3% | 57.9% |
| % of all assessments that were assess and refuse | 1 | 16 | 6.3% | 7.3% | 11.8% | 12.4% |
| % of all assessments that were assess and review | 4 | 16 | 25.0% | 30.1% | 31.9% | 29.7% |
| % of case starts with a reported IOTN of 3 and Aesthetic Component of 5 or below | 0 | 11 | <i>N/A</i> | 0.4% | 0.2% | 0.1% |
| % of case starts with a reported IOTN of 3 and Aesthetic Component of 6 or above | 0 | 11 | <i>N/A</i> | 4.0% | 4.0% | 4.0% |
| % of case starts with a reported IOTN of 4 | 9 | 11 | 81.8% | 71.1% | 76.4% | 78.0% |
| % of case starts with a reported IOTN of 5 | 1 | 11 | 9.1% | 23.2% | 17.9% | 16.6% |
| % of concluded courses in receipt of dual-arch fixed appliances | 0 | 0 | <i>N/A</i> | 66.9% | 70.6% | 74.0% |
| % of concluded courses where treatment was abandoned or discontinued | 0 | 0 | <i>N/A</i> | 10.6% | 9.8% | 8.5% |
| % of patients satisfied with the treatment they have received | 0 | 0 | <i>N/A</i> | 90.9% | 94.8% | 95.5% |

* Figures in italics indicate that the base number is less than 100.

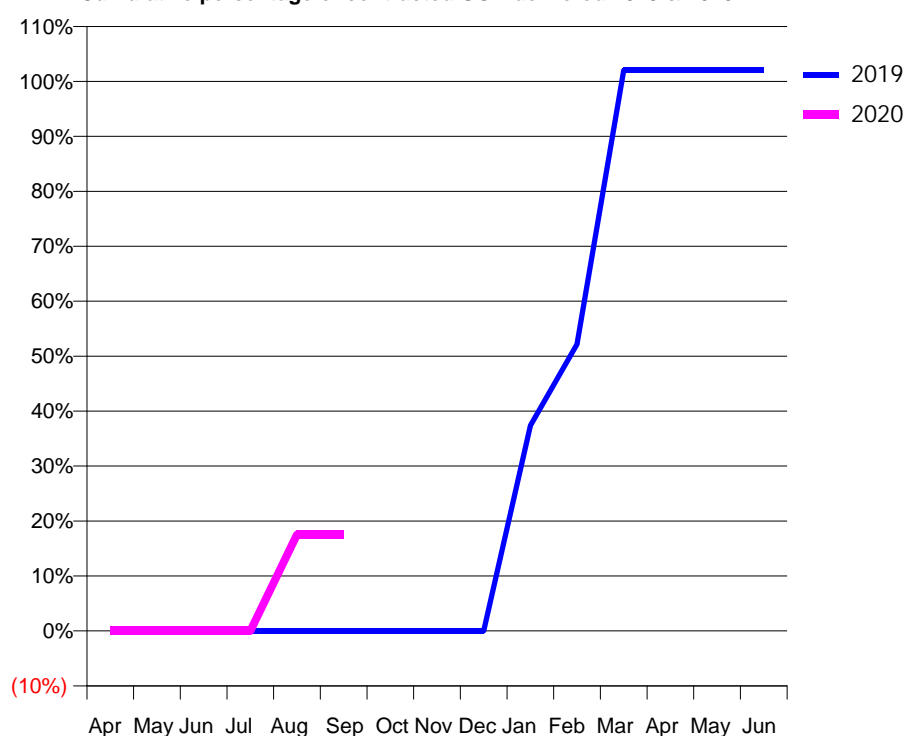
Q59 - Vital Signs Orthodontic At a Glance Contract Report for 144746/0001 - September 2019

| | | | |
|----------------------|----------------------------|---------------------------------------------|-------------|
| Name or company name | Mr A Parmar & Mrs R Parmar | 19/20 Contracted general activity (UDA) | 15,915 |
| Contract type name | GDS Contract | Carry forward general activity (UDA) | 0 |
| Purpose of contract | General and Orthodontic | 19/20 Contracted orthodontic activity (UOA) | 297 |
| Contract start date | 01/04/2014 | Carry forward orthodontic activity (UOA) | 0 |
| Contract end date | | Baseline contract value | £342,658.71 |

| ACCESS | Contract | England and Wales |
|----------------------------------------------|----------|-------------------|
| 24 month ratio of assessments to patient IDs | 1.03 | 1.07 |

| ACTIVITY | Contract |
|-------------------------------------------------------------------------------------------|----------|
| Contract assess and fit appliances (case starts) as a percentage of Area Team case starts | 0.3 % |

Cumulative percentage of contracted UOA delivered 2019 & 2020



| Month | Adjusted Scheduled Activity (UOA) | | |
|-----------|-----------------------------------|------|------|
| | 2018 | 2019 | 2020 |
| April | 0 | 0 | 0 |
| May | 0 | 0 | 0 |
| June | 0 | 0 | 0 |
| July | 0 | 0 | 0 |
| August | 0 | 0 | 52 |
| September | 0 | 0 | 52 |
| October | 0 | 0 | |
| November | 0 | 0 | |
| December | 0 | 0 | |
| January | 0 | 111 | |
| February | 0 | 155 | |
| March | 0 | 303 | |
| April | 0 | 303 | |
| May | 0 | 303 | |
| June | 0 | 303 | |

QUANTITY METRICS (rolling 12 month period)

| | Contract Quantity | Contract Base Number | Contract * | Area Team | Region | England |
|----------------------------------------------------------------------------------|-------------------|----------------------|------------|-----------|--------|---------|
| % of all assessments that were assess and fit appliances (case starts) | 16 | 35 | 45.7% | 62.6% | 56.3% | 57.9% |
| % of all assessments that were assess and refuse | 7 | 35 | 20.0% | 7.3% | 11.8% | 12.4% |
| % of all assessments that were assess and review | 12 | 35 | 34.3% | 30.1% | 31.9% | 29.7% |
| % of case starts with a reported IOTN of 3 and Aesthetic Component of 5 or below | 0 | 16 | <i>N/A</i> | 0.4% | 0.2% | 0.1% |
| % of case starts with a reported IOTN of 3 and Aesthetic Component of 6 or above | 1 | 16 | 6.3% | 4.0% | 4.0% | 4.0% |
| % of case starts with a reported IOTN of 4 | 11 | 16 | 68.8% | 71.1% | 76.4% | 78.0% |
| % of case starts with a reported IOTN of 5 | 4 | 16 | 25.0% | 23.2% | 17.9% | 16.6 % |
| % of concluded courses in receipt of dual-arch fixed appliances | 0 | 0 | <i>N/A</i> | 66.9% | 70.6% | 74.0% |
| % of concluded courses where treatment was abandoned or discontinued | 0 | 0 | <i>N/A</i> | 10.6% | 9.8% | 8.5% |
| % of patients satisfied with the treatment they have received | 0 | 0 | <i>N/A</i> | 90.9% | 94.8% | 95.5% |

* Figures in italics indicate that the base number is less than 100.

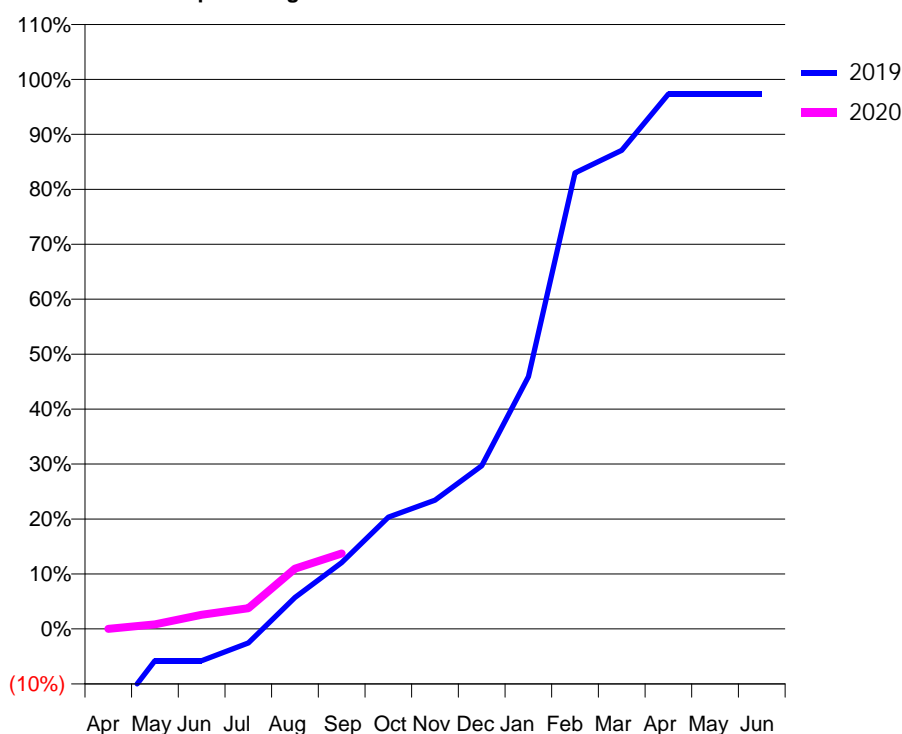
Q59 - Vital Signs Orthodontic At a Glance Contract Report for 151653/0001 - September 2019

| | | | |
|----------------------|-------------------------|---------------------------------------------|------------|
| Name or company name | The Forum Practice Ltd | 19/20 Contracted general activity (UDA) | 500 |
| Contract type name | GDS Contract | Carry forward general activity (UDA) | 0 |
| Purpose of contract | General and Orthodontic | 19/20 Contracted orthodontic activity (UOA) | 1,195 |
| Contract start date | 01/10/2011 | Carry forward orthodontic activity (UOA) | 0 |
| Contract end date | | Baseline contract value | £90,856.27 |

| ACCESS | Contract | England and Wales |
|----------------------------------------------|----------|-------------------|
| 24 month ratio of assessments to patient IDs | 1.11 | 1.07 |

| ACTIVITY | Contract |
|-------------------------------------------------------------------------------------------|----------|
| Contract assess and fit appliances (case starts) as a percentage of Area Team case starts | 1.0 % |

Cumulative percentage of contracted UOA delivered 2019 & 2020



| Month | Adjusted Scheduled Activity (UOA) | | |
|-----------|-----------------------------------|-------|------|
| | 2018 | 2019 | 2020 |
| April | -6 | -197 | 0 |
| May | 36 | -68 | 10 |
| June | 47 | -68 | 31 |
| July | 147 | -30 | 45 |
| August | 296 | 67 | 131 |
| September | 344 | 141 | 164 |
| October | 522 | 238 | |
| November | 569 | 274 | |
| December | 643 | 347 | |
| January | 744 | 537 | |
| February | 996 | 970 | |
| March | 1,083 | 1,018 | |
| April | 1,256 | 1,138 | |
| May | 1,256 | 1,138 | |
| June | 1,256 | 1,138 | |

QUANTITY METRICS (rolling 12 month period)

| | Contract Quantity | Contract Base Number | Contract * | Area Team | Region | England |
|----------------------------------------------------------------------------------|-------------------|----------------------|------------|-----------|--------|---------|
| % of all assessments that were assess and fit appliances (case starts) | 51 | 175 | 29.1% | 62.6% | 56.3% | 57.9% |
| % of all assessments that were assess and refuse | 14 | 175 | 8.0% | 7.3% | 11.8% | 12.4% |
| % of all assessments that were assess and review | 110 | 175 | 62.9% | 30.1% | 31.9% | 29.7% |
| % of case starts with a reported IOTN of 3 and Aesthetic Component of 5 or below | 0 | 51 | <i>N/A</i> | 0.4% | 0.2% | 0.1% |
| % of case starts with a reported IOTN of 3 and Aesthetic Component of 6 or above | 0 | 51 | <i>N/A</i> | 4.0% | 4.0% | 4.0% |
| % of case starts with a reported IOTN of 4 | 44 | 51 | 86.3% | 71.1% | 76.4% | 78.0% |
| % of case starts with a reported IOTN of 5 | 7 | 51 | 13.7% | 23.2% | 17.9% | 16.6 % |
| % of concluded courses in receipt of dual-arch fixed appliances | 37 | 51 | 72.5% | 66.9% | 70.6% | 74.0% |
| % of concluded courses where treatment was abandoned or discontinued | 9 | 51 | 17.6% | 10.6% | 9.8% | 8.5% |
| % of patients satisfied with the treatment they have received | 0 | 0 | <i>N/A</i> | 90.9% | 94.8% | 95.5% |

* Figures in italics indicate that the base number is less than 100.

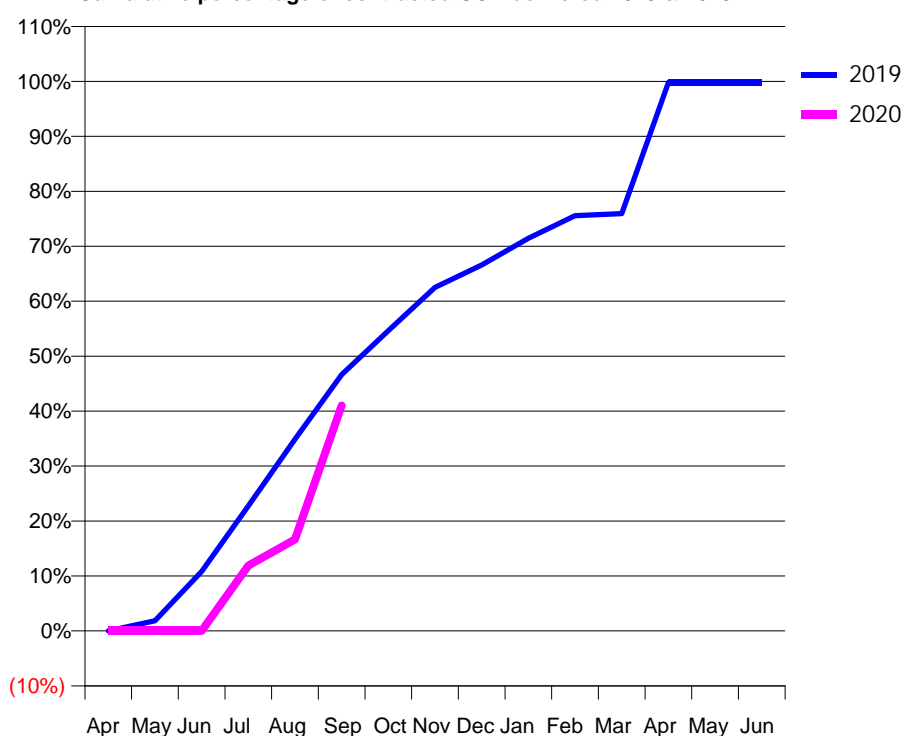
Q59 - Vital Signs Orthodontic At a Glance Contract Report for 153931/0001 - September 2019

| | | | |
|----------------------|----------------------------------------------|---------------------------------------------|-------------|
| Name or company name | Wong, Wallbuton, Eastwood, Ashraf & Butcher. | 19/20 Contracted general activity (UDA) | 31,000 |
| Contract type name | GDS Contract | Carry forward general activity (UDA) | 0 |
| Purpose of contract | General and Orthodontic | 19/20 Contracted orthodontic activity (UOA) | 529 |
| Contract start date | 01/04/2006 | Carry forward orthodontic activity (UOA) | 0 |
| Contract end date | | Baseline contract value | £743,652.56 |

| ACCESS | Contract | England and Wales |
|----------------------------------------------|----------|-------------------|
| 24 month ratio of assessments to patient IDs | 1.16 | 1.07 |

| ACTIVITY | Contract |
|-------------------------------------------------------------------------------------------|----------|
| Contract assess and fit appliances (case starts) as a percentage of Area Team case starts | 0.4 % |

Cumulative percentage of contracted UOA delivered 2019 & 2020



| Month | Adjusted Scheduled Activity (UOA) | | |
|-----------|-----------------------------------|------|------|
| | 2018 | 2019 | 2020 |
| April | -3 | 0 | 0 |
| May | -3 | 10 | 0 |
| June | 22 | 58 | 0 |
| July | 107 | 122 | 63 |
| August | 213 | 187 | 88 |
| September | 300 | 250 | 217 |
| October | 410 | 293 | |
| November | 452 | 335 | |
| December | 478 | 357 | |
| January | 483 | 383 | |
| February | 484 | 405 | |
| March | 491 | 407 | |
| April | 535 | 535 | |
| May | 535 | 535 | |
| June | 535 | 535 | |

QUANTITY METRICS (rolling 12 month period)

| | Contract Quantity | Contract Base Number | Contract * | Area Team | Region | England |
|----------------------------------------------------------------------------------|-------------------|----------------------|------------|-----------|--------|---------|
| % of all assessments that were assess and fit appliances (case starts) | 23 | 42 | 54.8% | 62.6% | 56.3% | 57.9% |
| % of all assessments that were assess and refuse | 6 | 42 | 14.3% | 7.3% | 11.8% | 12.4% |
| % of all assessments that were assess and review | 13 | 42 | 31.0% | 30.1% | 31.9% | 29.7% |
| % of case starts with a reported IOTN of 3 and Aesthetic Component of 5 or below | 0 | 23 | N/A | 0.4% | 0.2% | 0.1% |
| % of case starts with a reported IOTN of 3 and Aesthetic Component of 6 or above | 2 | 23 | 8.7% | 4.0% | 4.0% | 4.0% |
| % of case starts with a reported IOTN of 4 | 20 | 23 | 87.0% | 71.1% | 76.4% | 78.0% |
| % of case starts with a reported IOTN of 5 | 1 | 23 | 4.3% | 23.2% | 17.9% | 16.6 % |
| % of concluded courses in receipt of dual-arch fixed appliances | 11 | 22 | 50.0% | 66.9% | 70.6% | 74.0% |
| % of concluded courses where treatment was abandoned or discontinued | 0 | 22 | 0.0% | 10.6% | 9.8% | 8.5% |
| % of patients satisfied with the treatment they have received | 0 | 0 | N/A | 90.9% | 94.8% | 95.5% |

* Figures in italics indicate that the base number is less than 100.

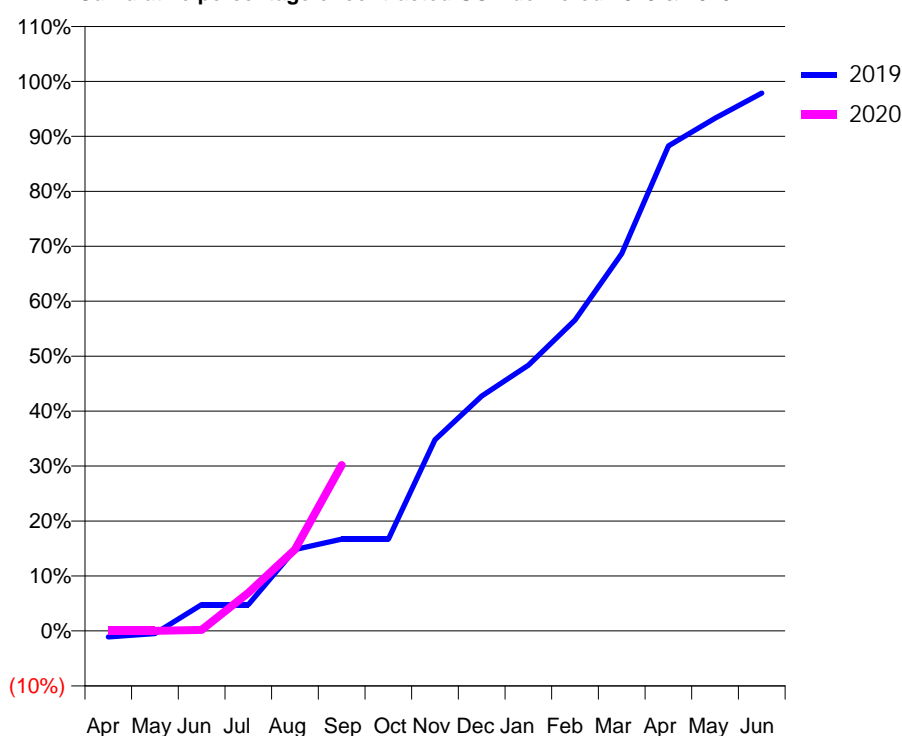
Q59 - Vital Signs Orthodontic At a Glance Contract Report for 163139/0001 - September 2019

| | | | |
|----------------------|-------------------------|---------------------------------------------|-------------|
| Name or company name | C O (Leicester) Limited | 19/20 Contracted general activity (UDA) | 0 |
| Contract type name | PDS Contract | Carry forward general activity (UDA) | 0 |
| Purpose of contract | Orthodontic | 19/20 Contracted orthodontic activity (UOA) | 13,746 |
| Contract start date | 01/09/2010 | Carry forward orthodontic activity (UOA) | 0 |
| Contract end date | 26/06/2020 | Baseline contract value | £870,407.05 |

| ACCESS | Contract | England and Wales |
|----------------------------------------------|----------|-------------------|
| 24 month ratio of assessments to patient IDs | 1.03 | 1.07 |

| ACTIVITY | Contract |
|-------------------------------------------------------------------------------------------|----------|
| Contract assess and fit appliances (case starts) as a percentage of Area Team case starts | 14.0 % |

Cumulative percentage of contracted UOA delivered 2019 & 2020



| Month | Adjusted Scheduled Activity (UOA) | | |
|-----------|-----------------------------------|--------|-------|
| | 2018 | 2019 | 2020 |
| April | -313 | -153 | 0 |
| May | -288 | -69 | 3 |
| June | 1,233 | 658 | 27 |
| July | 2,892 | 658 | 956 |
| August | 3,844 | 2,040 | 2,036 |
| September | 5,134 | 2,300 | 4,150 |
| October | 6,255 | 2,300 | |
| November | 7,744 | 4,789 | |
| December | 8,466 | 5,882 | |
| January | 9,441 | 6,653 | |
| February | 11,140 | 7,787 | |
| March | 12,092 | 9,451 | |
| April | 12,092 | 12,144 | |
| May | 13,653 | 12,839 | |
| June | 13,675 | 13,469 | |

QUANTITY METRICS (rolling 12 month period)

| | Contract Quantity | Contract Base Number | Contract * | Area Team | Region | England |
|----------------------------------------------------------------------------------|-------------------|----------------------|------------|-----------|--------|---------|
| % of all assessments that were assess and fit appliances (case starts) | 723 | 887 | 81.5% | 62.6% | 56.3% | 57.9% |
| % of all assessments that were assess and refuse | 2 | 887 | 0.2% | 7.3% | 11.8% | 12.4% |
| % of all assessments that were assess and review | 162 | 887 | 18.3% | 30.1% | 31.9% | 29.7% |
| % of case starts with a reported IOTN of 3 and Aesthetic Component of 5 or below | 14 | 723 | 1.9% | 0.4% | 0.2% | 0.1% |
| % of case starts with a reported IOTN of 3 and Aesthetic Component of 6 or above | 16 | 723 | 2.2% | 4.0% | 4.0% | 4.0% |
| % of case starts with a reported IOTN of 4 | 590 | 723 | 81.6% | 71.1% | 76.4% | 78.0% |
| % of case starts with a reported IOTN of 5 | 101 | 723 | 14.0% | 23.2% | 17.9% | 16.6 % |
| % of concluded courses in receipt of dual-arch fixed appliances | 214 | 218 | 98.2% | 66.9% | 70.6% | 74.0% |
| % of concluded courses where treatment was abandoned or discontinued | 0 | 218 | 0.0% | 10.6% | 9.8% | 8.5% |
| % of patients satisfied with the treatment they have received | 0 | 0 | N/A | 90.9% | 94.8% | 95.5% |

* Figures in italics indicate that the base number is less than 100.

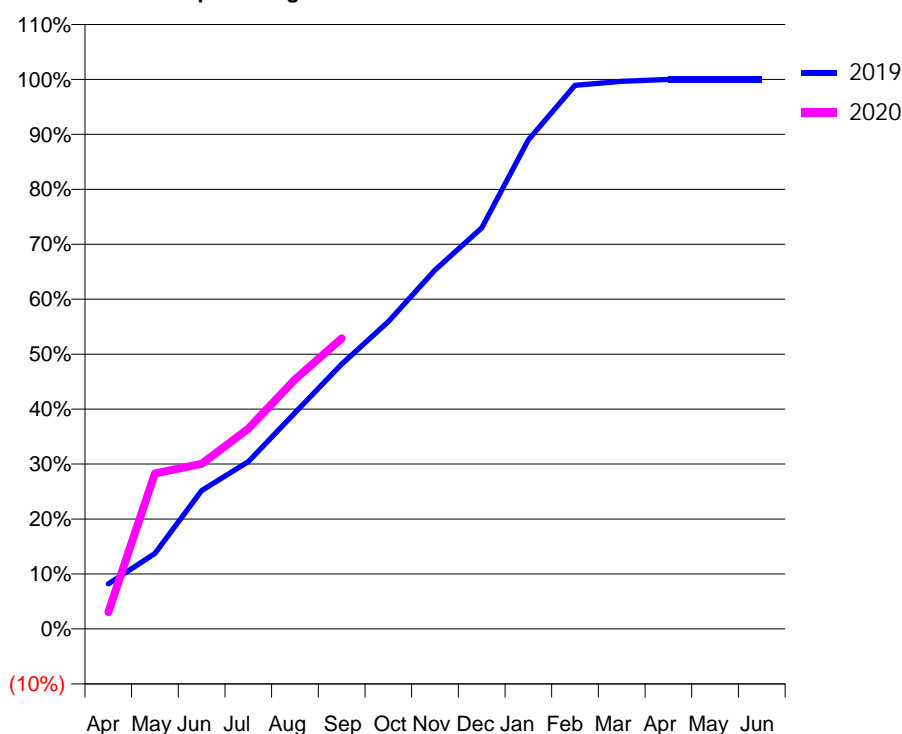
Q59 - Vital Signs Orthodontic At a Glance Contract Report for 166189/0001 - September 2019

| | | | |
|----------------------|-------------------------|---------------------------------------------|-------------|
| Name or company name | Mr R Kidy & Ms P Sarna | 19/20 Contracted general activity (UDA) | 7,050 |
| Contract type name | GDS Contract | Carry forward general activity (UDA) | 0 |
| Purpose of contract | General and Orthodontic | 19/20 Contracted orthodontic activity (UOA) | 4,137 |
| Contract start date | 01/04/2011 | Carry forward orthodontic activity (UOA) | 0 |
| Contract end date | | Baseline contract value | £449,294.22 |

| ACCESS | Contract | England and Wales |
|----------------------------------------------|----------|-------------------|
| 24 month ratio of assessments to patient IDs | 1.14 | 1.07 |

| ACTIVITY | Contract |
|-------------------------------------------------------------------------------------------|----------|
| Contract assess and fit appliances (case starts) as a percentage of Area Team case starts | 3.7 % |

Cumulative percentage of contracted UOA delivered 2019 & 2020



| Month | Adjusted Scheduled Activity (UOA) | | |
|-----------|-----------------------------------|-------|-------|
| | 2018 | 2019 | 2020 |
| April | 474 | 340 | 126 |
| May | 1,008 | 568 | 1,170 |
| June | 1,360 | 1,042 | 1,242 |
| July | 1,666 | 1,259 | 1,508 |
| August | 2,265 | 1,627 | 1,878 |
| September | 2,559 | 1,993 | 2,187 |
| October | 2,881 | 2,314 | |
| November | 3,241 | 2,702 | |
| December | 3,728 | 3,018 | |
| January | 3,728 | 3,682 | |
| February | 3,909 | 4,091 | |
| March | 4,138 | 4,122 | |
| April | 4,138 | 4,137 | |
| May | 4,138 | 4,137 | |
| June | 4,138 | 4,137 | |

QUANTITY METRICS (rolling 12 month period)

| | Contract Quantity | Contract Base Number | Contract * | Area Team | Region | England |
|----------------------------------------------------------------------------------|-------------------|----------------------|------------|-----------|--------|---------|
| % of all assessments that were assess and fit appliances (case starts) | 193 | 465 | 41.5% | 62.6% | 56.3% | 57.9% |
| % of all assessments that were assess and refuse | 49 | 465 | 10.5% | 7.3% | 11.8% | 12.4% |
| % of all assessments that were assess and review | 223 | 465 | 48.0% | 30.1% | 31.9% | 29.7% |
| % of case starts with a reported IOTN of 3 and Aesthetic Component of 5 or below | 0 | 193 | N/A | 0.4% | 0.2% | 0.1% |
| % of case starts with a reported IOTN of 3 and Aesthetic Component of 6 or above | 0 | 193 | N/A | 4.0% | 4.0% | 4.0% |
| % of case starts with a reported IOTN of 4 | 190 | 193 | 98.4% | 71.1% | 76.4% | 78.0% |
| % of case starts with a reported IOTN of 5 | 3 | 193 | 1.6% | 23.2% | 17.9% | 16.6 % |
| % of concluded courses in receipt of dual-arch fixed appliances | 101 | 105 | 96.2% | 66.9% | 70.6% | 74.0% |
| % of concluded courses where treatment was abandoned or discontinued | 3 | 105 | 2.9% | 10.6% | 9.8% | 8.5% |
| % of patients satisfied with the treatment they have received | 1 | 1 | 100.0% | 90.9% | 94.8% | 95.5% |

* Figures in italics indicate that the base number is less than 100.

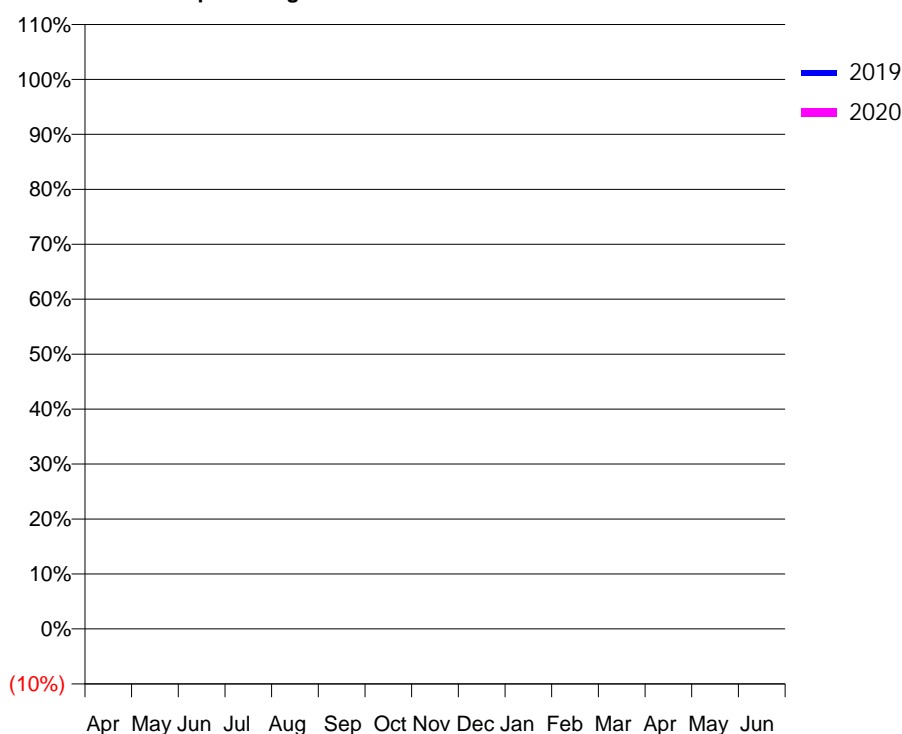
Q59 - Vital Signs Orthodontic At a Glance Contract Report for 166316/0002 - September 2019

| | | | |
|----------------------|---------------------------|---------------------------------------------|-------|
| Name or company name | Mr K Bergens & Ms K Plumb | 19/20 Contracted general activity (UDA) | 0 |
| Contract type name | PDS Contract | Carry forward general activity (UDA) | 0 |
| Purpose of contract | Orthodontic | 19/20 Contracted orthodontic activity (UOA) | 0 |
| Contract start date | 01/04/2006 | Carry forward orthodontic activity (UOA) | 0 |
| Contract end date | 01/05/2020 | Baseline contract value | £1.00 |

| ACCESS | Contract | England and Wales |
|----------------------------------------------|----------|-------------------|
| 24 month ratio of assessments to patient IDs | 1.05 | 1.07 |

| ACTIVITY | Contract |
|-------------------------------------------------------------------------------------------|----------|
| Contract assess and fit appliances (case starts) as a percentage of Area Team case starts | 1.5 % |

Cumulative percentage of contracted UOA delivered 2019 & 2020



| Month | Adjusted Scheduled Activity (UOA) | | |
|-----------|-----------------------------------|-------|------|
| | 2018 | 2019 | 2020 |
| April | 0 | 0 | 0 |
| May | 119 | 106 | 130 |
| June | 190 | 129 | 152 |
| July | 366 | 201 | 306 |
| August | 601 | 224 | 413 |
| September | 749 | 313 | 543 |
| October | 923 | 505 | |
| November | 1,009 | 644 | |
| December | 1,178 | 749 | |
| January | 1,199 | 960 | |
| February | 1,412 | 1,194 | |
| March | 1,412 | 1,448 | |
| April | 1,433 | 1,497 | |
| May | 1,433 | 1,497 | |
| June | 1,433 | 1,497 | |

QUANTITY METRICS (rolling 12 month period)

| | Contract Quantity | Contract Base Number | Contract * | Area Team | Region | England |
|----------------------------------------------------------------------------------|-------------------|----------------------|------------|-----------|--------|---------|
| % of all assessments that were assess and fit appliances (case starts) | 80 | 127 | 63.0% | 62.6% | 56.3% | 57.9% |
| % of all assessments that were assess and refuse | 12 | 127 | 9.4% | 7.3% | 11.8% | 12.4% |
| % of all assessments that were assess and review | 35 | 127 | 27.6% | 30.1% | 31.9% | 29.7% |
| % of case starts with a reported IOTN of 3 and Aesthetic Component of 5 or below | 0 | 80 | <i>N/A</i> | 0.4% | 0.2% | 0.1% |
| % of case starts with a reported IOTN of 3 and Aesthetic Component of 6 or above | 1 | 80 | 1.3% | 4.0% | 4.0% | 4.0% |
| % of case starts with a reported IOTN of 4 | 69 | 80 | 86.3% | 71.1% | 76.4% | 78.0% |
| % of case starts with a reported IOTN of 5 | 10 | 80 | 12.5% | 23.2% | 17.9% | 16.6 % |
| % of concluded courses in receipt of dual-arch fixed appliances | 0 | 0 | <i>N/A</i> | 66.9% | 70.6% | 74.0% |
| % of concluded courses where treatment was abandoned or discontinued | 0 | 0 | <i>N/A</i> | 10.6% | 9.8% | 8.5% |
| % of patients satisfied with the treatment they have received | 0 | 0 | <i>N/A</i> | 90.9% | 94.8% | 95.5% |

* Figures in italics indicate that the base number is less than 100.

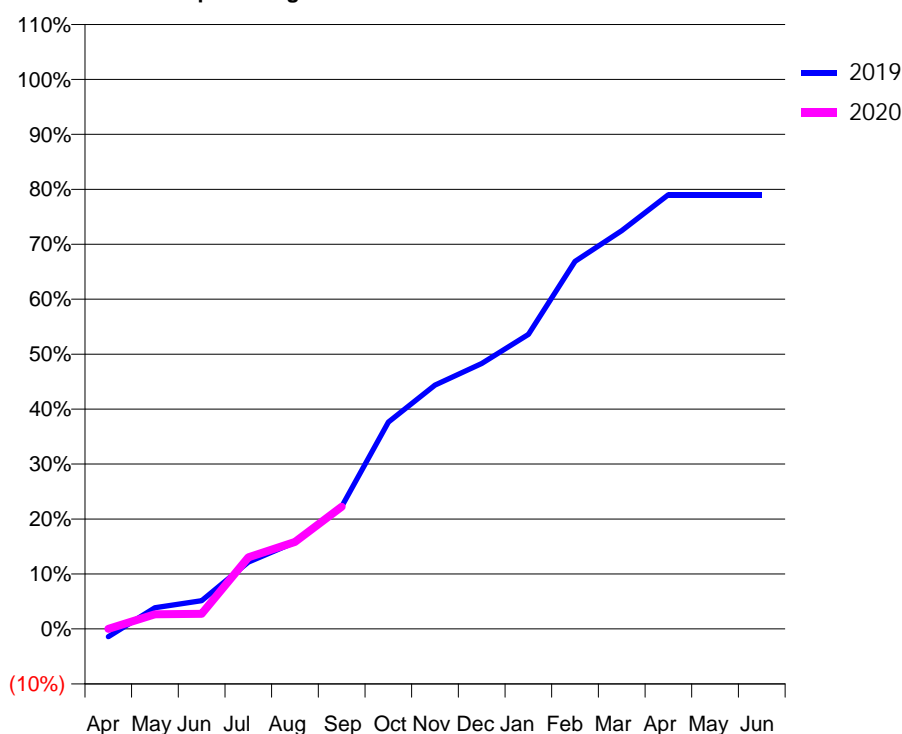
Q59 - Vital Signs Orthodontic At a Glance Contract Report for 166316/0003 - September 2019

| | | | |
|----------------------|---------------------------|---------------------------------------------|-------------|
| Name or company name | Mr K Bergens & Ms K Plumb | 19/20 Contracted general activity (UDA) | 0 |
| Contract type name | PDS Contract | Carry forward general activity (UDA) | 0 |
| Purpose of contract | General and Orthodontic | 19/20 Contracted orthodontic activity (UOA) | 7,272 |
| Contract start date | 01/04/2006 | Carry forward orthodontic activity (UOA) | 0 |
| Contract end date | 01/05/2020 | Baseline contract value | £488,127.26 |

| ACCESS | Contract | England and Wales |
|----------------------------------------------|----------|-------------------|
| 24 month ratio of assessments to patient IDs | 1.04 | 1.07 |

| ACTIVITY | Contract |
|-------------------------------------------------------------------------------------------|----------|
| Contract assess and fit appliances (case starts) as a percentage of Area Team case starts | 5.2 % |

Cumulative percentage of contracted UOA delivered 2019 & 2020



| Month | Adjusted Scheduled Activity (UOA) | | |
|-----------|-----------------------------------|-------|-------|
| | 2018 | 2019 | 2020 |
| April | -5 | -105 | 0 |
| May | 507 | 285 | 193 |
| June | 640 | 377 | 201 |
| July | 1,720 | 895 | 948 |
| August | 2,173 | 1,159 | 1,152 |
| September | 2,978 | 1,636 | 1,617 |
| October | 3,865 | 2,768 | |
| November | 4,530 | 3,261 | |
| December | 4,912 | 3,550 | |
| January | 4,975 | 3,940 | |
| February | 5,461 | 4,916 | |
| March | 5,736 | 5,326 | |
| April | 5,946 | 5,809 | |
| May | 5,967 | 5,809 | |
| June | 5,967 | 5,809 | |

QUANTITY METRICS (rolling 12 month period)

| | Contract Quantity | Contract Base Number | Contract * | Area Team | Region | England |
|----------------------------------------------------------------------------------|-------------------|----------------------|------------|-----------|--------|---------|
| % of all assessments that were assess and fit appliances (case starts) | 267 | 471 | 56.7% | 62.6% | 56.3% | 57.9% |
| % of all assessments that were assess and refuse | 48 | 471 | 10.2% | 7.3% | 11.8% | 12.4% |
| % of all assessments that were assess and review | 156 | 471 | 33.1% | 30.1% | 31.9% | 29.7% |
| % of case starts with a reported IOTN of 3 and Aesthetic Component of 5 or below | 0 | 267 | N/A | 0.4% | 0.2% | 0.1% |
| % of case starts with a reported IOTN of 3 and Aesthetic Component of 6 or above | 3 | 267 | 1.1% | 4.0% | 4.0% | 4.0% |
| % of case starts with a reported IOTN of 4 | 236 | 267 | 88.4% | 71.1% | 76.4% | 78.0% |
| % of case starts with a reported IOTN of 5 | 28 | 267 | 10.5% | 23.2% | 17.9% | 16.6 % |
| % of concluded courses in receipt of dual-arch fixed appliances | 396 | 427 | 92.7% | 66.9% | 70.6% | 74.0% |
| % of concluded courses where treatment was abandoned or discontinued | 25 | 427 | 5.9% | 10.6% | 9.8% | 8.5% |
| % of patients satisfied with the treatment they have received | 0 | 0 | N/A | 90.9% | 94.8% | 95.5% |

* Figures in italics indicate that the base number is less than 100.

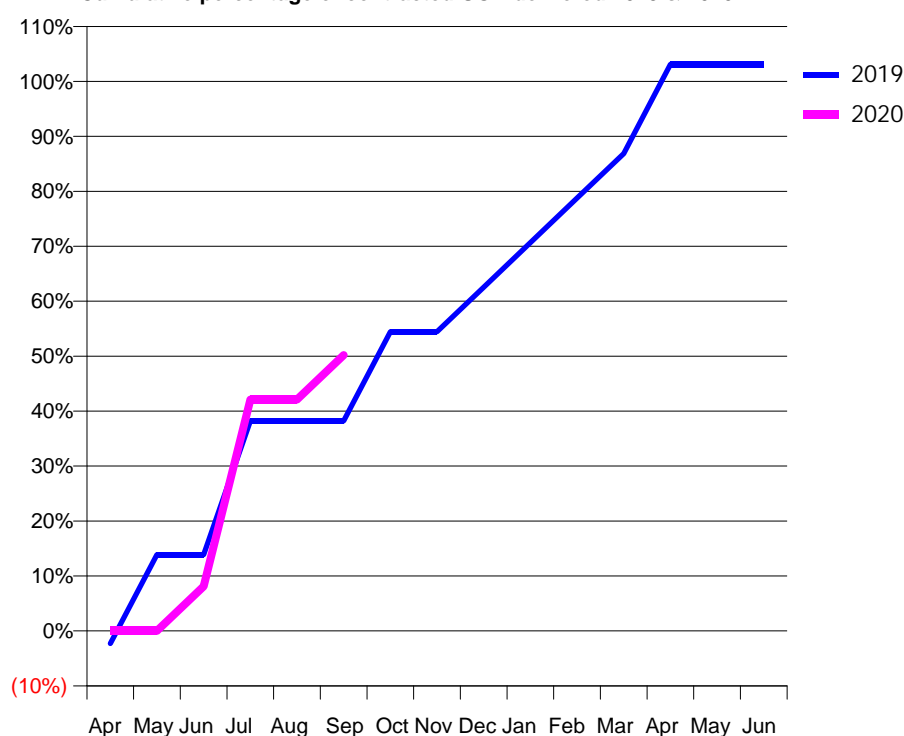
Q59 - Vital Signs Orthodontic At a Glance Contract Report for 171751/0001 - September 2019

| | | | |
|----------------------|-------------------------|---------------------------------------------|-------------|
| Name or company name | E Gayton & K Gayton | 19/20 Contracted general activity (UDA) | 3,900 |
| Contract type name | GDS Contract | Carry forward general activity (UDA) | 0 |
| Purpose of contract | General and Orthodontic | 19/20 Contracted orthodontic activity (UOA) | 259 |
| Contract start date | 01/11/2013 | Carry forward orthodontic activity (UOA) | 0 |
| Contract end date | | Baseline contract value | £113,132.28 |

| ACCESS | Contract | England and Wales |
|----------------------------------------------|----------|-------------------|
| 24 month ratio of assessments to patient IDs | 1.00 | 1.07 |

| ACTIVITY | Contract |
|-------------------------------------------------------------------------------------------|----------|
| Contract assess and fit appliances (case starts) as a percentage of Area Team case starts | 0.3 % |

Cumulative percentage of contracted UOA delivered 2019 & 2020



| Month | Adjusted Scheduled Activity (UOA) | | |
|-----------|-----------------------------------|------|------|
| | 2018 | 2019 | 2020 |
| April | 0 | -6 | 0 |
| May | 21 | 36 | 0 |
| June | 42 | 36 | 21 |
| July | 63 | 99 | 109 |
| August | 105 | 99 | 109 |
| September | 105 | 99 | 130 |
| October | 147 | 141 | |
| November | 147 | 141 | |
| December | 189 | 162 | |
| January | 189 | 183 | |
| February | 231 | 204 | |
| March | 252 | 225 | |
| April | 253 | 267 | |
| May | 253 | 267 | |
| June | 253 | 267 | |

QUANTITY METRICS (rolling 12 month period)

| | Contract Quantity | Contract Base Number | Contract * | Area Team | Region | England |
|----------------------------------------------------------------------------------|-------------------|----------------------|------------|-----------|--------|---------|
| % of all assessments that were assess and fit appliances (case starts) | 15 | 15 | 100.0% | 62.6% | 56.3% | 57.9% |
| % of all assessments that were assess and refuse | 0 | 15 | 0.0% | 7.3% | 11.8% | 12.4% |
| % of all assessments that were assess and review | 0 | 15 | 0.0% | 30.1% | 31.9% | 29.7% |
| % of case starts with a reported IOTN of 3 and Aesthetic Component of 5 or below | 0 | 15 | N/A | 0.4% | 0.2% | 0.1% |
| % of case starts with a reported IOTN of 3 and Aesthetic Component of 6 or above | 1 | 15 | 6.7% | 4.0% | 4.0% | 4.0% |
| % of case starts with a reported IOTN of 4 | 12 | 15 | 80.0% | 71.1% | 76.4% | 78.0% |
| % of case starts with a reported IOTN of 5 | 2 | 15 | 13.3% | 23.2% | 17.9% | 16.6 % |
| % of concluded courses in receipt of dual-arch fixed appliances | 11 | 12 | 91.7% | 66.9% | 70.6% | 74.0% |
| % of concluded courses where treatment was abandoned or discontinued | 0 | 12 | 0.0% | 10.6% | 9.8% | 8.5% |
| % of patients satisfied with the treatment they have received | 0 | 0 | N/A | 90.9% | 94.8% | 95.5% |

* Figures in italics indicate that the base number is less than 100.

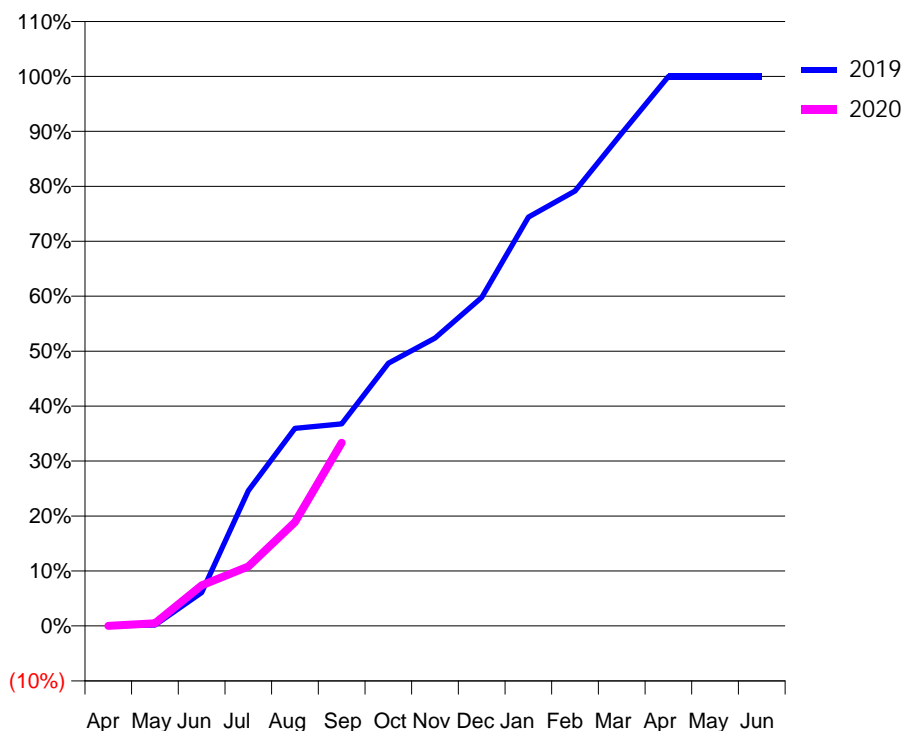
Q59 - Vital Signs Orthodontic At a Glance Contract Report for 176591/0001 - September 2019

| | | | |
|----------------------|------------------------------------|---------------------------------------------|-------------|
| Name or company name | James Cooil and Associates Limited | 19/20 Contracted general activity (UDA) | 4,056 |
| Contract type name | GDS Contract | Carry forward general activity (UDA) | 0 |
| Purpose of contract | General and Orthodontic | 19/20 Contracted orthodontic activity (UOA) | 609 |
| Contract start date | 01/05/2010 | Carry forward orthodontic activity (UOA) | 0 |
| Contract end date | | Baseline contract value | £146,557.26 |

| ACCESS | Contract | England and Wales |
|----------------------------------------------|----------|-------------------|
| 24 month ratio of assessments to patient IDs | 1.12 | 1.07 |

| ACTIVITY | Contract |
|-------------------------------------------------------------------------------------------|----------|
| Contract assess and fit appliances (case starts) as a percentage of Area Team case starts | 0.5 % |

Cumulative percentage of contracted UOA delivered 2019 & 2020



| Month | Adjusted Scheduled Activity (UOA) | | |
|-----------|-----------------------------------|------|------|
| | 2018 | 2019 | 2020 |
| April | 0 | 0 | 0 |
| May | 22 | 1 | 3 |
| June | 152 | 37 | 45 |
| July | 175 | 150 | 66 |
| August | 241 | 219 | 115 |
| September | 263 | 224 | 203 |
| October | 311 | 291 | |
| November | 338 | 319 | |
| December | 451 | 364 | |
| January | 451 | 453 | |
| February | 525 | 482 | |
| March | 610 | 546 | |
| April | 610 | 609 | |
| May | 610 | 609 | |
| June | 610 | 609 | |

QUANTITY METRICS (rolling 12 month period)

| | Contract Quantity | Contract Base Number | Contract * | Area Team | Region | England |
|----------------------------------------------------------------------------------|-------------------|----------------------|------------|-----------|--------|---------|
| % of all assessments that were assess and fit appliances (case starts) | 26 | 68 | 38.2% | 62.6% | 56.3% | 57.9% |
| % of all assessments that were assess and refuse | 5 | 68 | 7.4% | 7.3% | 11.8% | 12.4% |
| % of all assessments that were assess and review | 37 | 68 | 54.4% | 30.1% | 31.9% | 29.7% |
| % of case starts with a reported IOTN of 3 and Aesthetic Component of 5 or below | 0 | 26 | N/A | 0.4% | 0.2% | 0.1% |
| % of case starts with a reported IOTN of 3 and Aesthetic Component of 6 or above | 0 | 26 | N/A | 4.0% | 4.0% | 4.0% |
| % of case starts with a reported IOTN of 4 | 25 | 26 | 96.2% | 71.1% | 76.4% | 78.0% |
| % of case starts with a reported IOTN of 5 | 1 | 26 | 3.8% | 23.2% | 17.9% | 16.6 % |
| % of concluded courses in receipt of dual-arch fixed appliances | 0 | 0 | N/A | 66.9% | 70.6% | 74.0% |
| % of concluded courses where treatment was abandoned or discontinued | 0 | 0 | N/A | 10.6% | 9.8% | 8.5% |
| % of patients satisfied with the treatment they have received | 0 | 0 | N/A | 90.9% | 94.8% | 95.5% |

* Figures in italics indicate that the base number is less than 100.

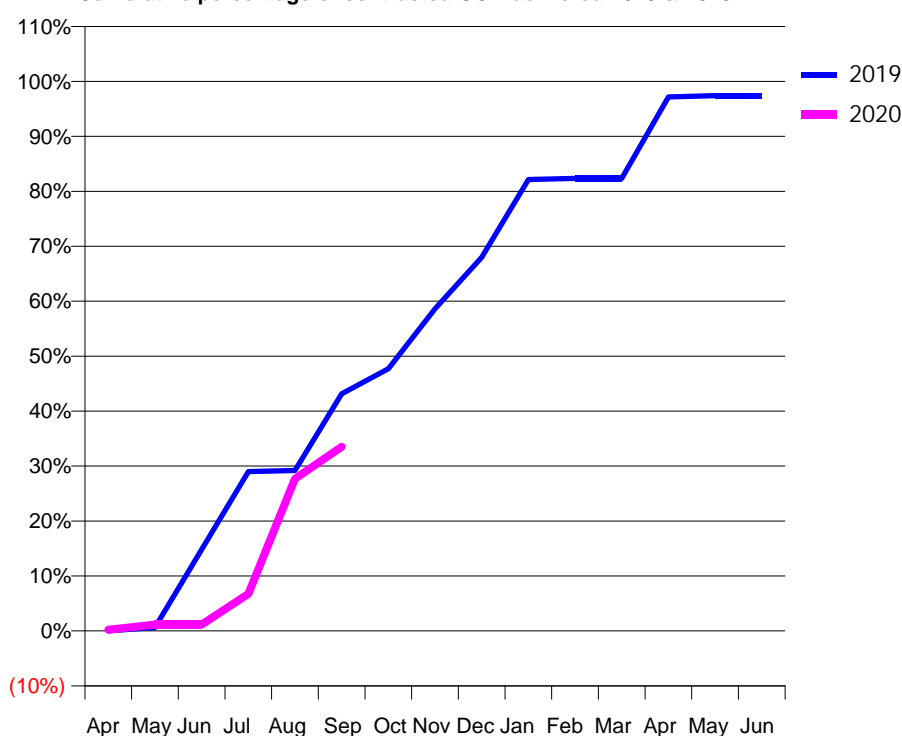
Q59 - Vital Signs Orthodontic At a Glance Contract Report for 178055/0001 - September 2019

| | | | |
|----------------------|-------------------------|---------------------------------------------|-------------|
| Name or company name | Sloss, Sloss & Bentley | 19/20 Contracted general activity (UDA) | 11,800 |
| Contract type name | GDS Contract | Carry forward general activity (UDA) | 0 |
| Purpose of contract | General and Orthodontic | 19/20 Contracted orthodontic activity (UOA) | 430 |
| Contract start date | 01/04/2006 | Carry forward orthodontic activity (UOA) | 0 |
| Contract end date | | Baseline contract value | £298,762.73 |

| ACCESS | Contract | England and Wales |
|----------------------------------------------|----------|-------------------|
| 24 month ratio of assessments to patient IDs | 1.07 | 1.07 |

| ACTIVITY | Contract |
|-------------------------------------------------------------------------------------------|----------|
| Contract assess and fit appliances (case starts) as a percentage of Area Team case starts | 0.4 % |

Cumulative percentage of contracted UOA delivered 2019 & 2020



| Month | Adjusted Scheduled Activity (UOA) | | |
|-----------|-----------------------------------|------|------|
| | 2018 | 2019 | 2020 |
| April | 0 | 0 | 1 |
| May | 1 | 3 | 5 |
| June | 9 | 68 | 5 |
| July | 138 | 133 | 29 |
| August | 180 | 134 | 119 |
| September | 291 | 198 | 144 |
| October | 312 | 219 | |
| November | 362 | 269 | |
| December | 387 | 312 | |
| January | 409 | 377 | |
| February | 410 | 378 | |
| March | 432 | 378 | |
| April | 464 | 446 | |
| May | 464 | 447 | |
| June | 464 | 447 | |

QUANTITY METRICS (rolling 12 month period)

| | Contract Quantity | Contract Base Number | Contract * | Area Team | Region | England |
|----------------------------------------------------------------------------------|-------------------|----------------------|------------|-----------|--------|---------|
| % of all assessments that were assess and fit appliances (case starts) | 20 | 48 | 41.7% | 62.6% | 56.3% | 57.9% |
| % of all assessments that were assess and refuse | 8 | 48 | 16.7% | 7.3% | 11.8% | 12.4% |
| % of all assessments that were assess and review | 20 | 48 | 41.7% | 30.1% | 31.9% | 29.7% |
| % of case starts with a reported IOTN of 3 and Aesthetic Component of 5 or below | 0 | 20 | <i>N/A</i> | 0.4% | 0.2% | 0.1% |
| % of case starts with a reported IOTN of 3 and Aesthetic Component of 6 or above | 1 | 20 | 5.0% | 4.0% | 4.0% | 4.0% |
| % of case starts with a reported IOTN of 4 | 15 | 20 | 75.0% | 71.1% | 76.4% | 78.0% |
| % of case starts with a reported IOTN of 5 | 4 | 20 | 20.0% | 23.2% | 17.9% | 16.6 % |
| % of concluded courses in receipt of dual-arch fixed appliances | 0 | 0 | <i>N/A</i> | 66.9% | 70.6% | 74.0% |
| % of concluded courses where treatment was abandoned or discontinued | 0 | 0 | <i>N/A</i> | 10.6% | 9.8% | 8.5% |
| % of patients satisfied with the treatment they have received | 0 | 0 | <i>N/A</i> | 90.9% | 94.8% | 95.5% |

* Figures in italics indicate that the base number is less than 100.

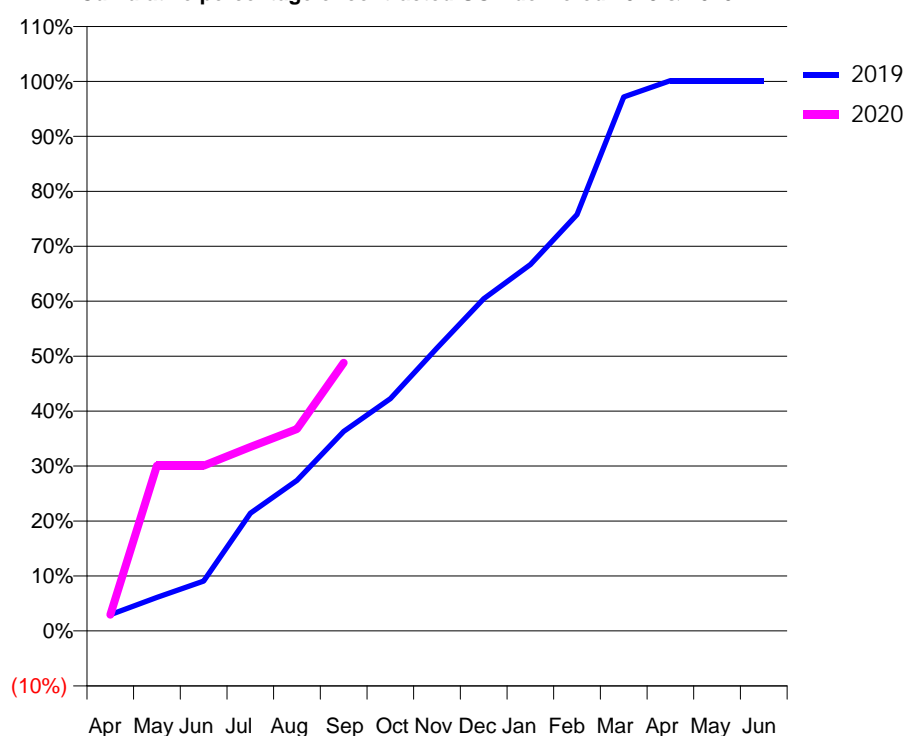
Q59 - Vital Signs Orthodontic At a Glance Contract Report for 187208/0001 - September 2019

| | | | |
|----------------------|-------------------------|---------------------------------------------|---------------|
| Name or company name | Mr N Maxey & Mr W Welch | 19/20 Contracted general activity (UDA) | 63,070 |
| Contract type name | GDS Contract | Carry forward general activity (UDA) | 0 |
| Purpose of contract | General and Orthodontic | 19/20 Contracted orthodontic activity (UOA) | 705 |
| Contract start date | 01/04/2006 | Carry forward orthodontic activity (UOA) | 0 |
| Contract end date | | Baseline contract value | £1,585,413.63 |

| ACCESS | Contract | England and Wales |
|----------------------------------------------|----------|-------------------|
| 24 month ratio of assessments to patient IDs | 1.00 | 1.07 |

| ACTIVITY | Contract |
|-------------------------------------------------------------------------------------------|----------|
| Contract assess and fit appliances (case starts) as a percentage of Area Team case starts | 0.7 % |

Cumulative percentage of contracted UOA delivered 2019 & 2020



| Month | Adjusted Scheduled Activity (UOA) | | |
|-----------|-----------------------------------|------|------|
| | 2018 | 2019 | 2020 |
| April | 4 | 21 | 21 |
| May | 51 | 43 | 212 |
| June | 184 | 64 | 212 |
| July | 276 | 151 | 236 |
| August | 319 | 193 | 259 |
| September | 320 | 256 | 344 |
| October | 514 | 298 | |
| November | 556 | 363 | |
| December | 577 | 426 | |
| January | 662 | 470 | |
| February | 683 | 534 | |
| March | 683 | 685 | |
| April | 704 | 706 | |
| May | 704 | 706 | |
| June | 704 | 706 | |

QUANTITY METRICS (rolling 12 month period)

| | Contract Quantity | Contract Base Number | Contract * | Area Team | Region | England |
|----------------------------------------------------------------------------------|-------------------|----------------------|------------|-----------|--------|---------|
| % of all assessments that were assess and fit appliances (case starts) | 37 | 46 | 80.4% | 62.6% | 56.3% | 57.9% |
| % of all assessments that were assess and refuse | 0 | 46 | 0.0% | 7.3% | 11.8% | 12.4% |
| % of all assessments that were assess and review | 9 | 46 | 19.6% | 30.1% | 31.9% | 29.7% |
| % of case starts with a reported IOTN of 3 and Aesthetic Component of 5 or below | 0 | 37 | N/A | 0.4% | 0.2% | 0.1% |
| % of case starts with a reported IOTN of 3 and Aesthetic Component of 6 or above | 0 | 37 | N/A | 4.0% | 4.0% | 4.0% |
| % of case starts with a reported IOTN of 4 | 33 | 37 | 89.2% | 71.1% | 76.4% | 78.0% |
| % of case starts with a reported IOTN of 5 | 4 | 37 | 10.8% | 23.2% | 17.9% | 16.6 % |
| % of concluded courses in receipt of dual-arch fixed appliances | 16 | 20 | 80.0% | 66.9% | 70.6% | 74.0% |
| % of concluded courses where treatment was abandoned or discontinued | 0 | 20 | 0.0% | 10.6% | 9.8% | 8.5% |
| % of patients satisfied with the treatment they have received | 0 | 0 | N/A | 90.9% | 94.8% | 95.5% |

* Figures in italics indicate that the base number is less than 100.

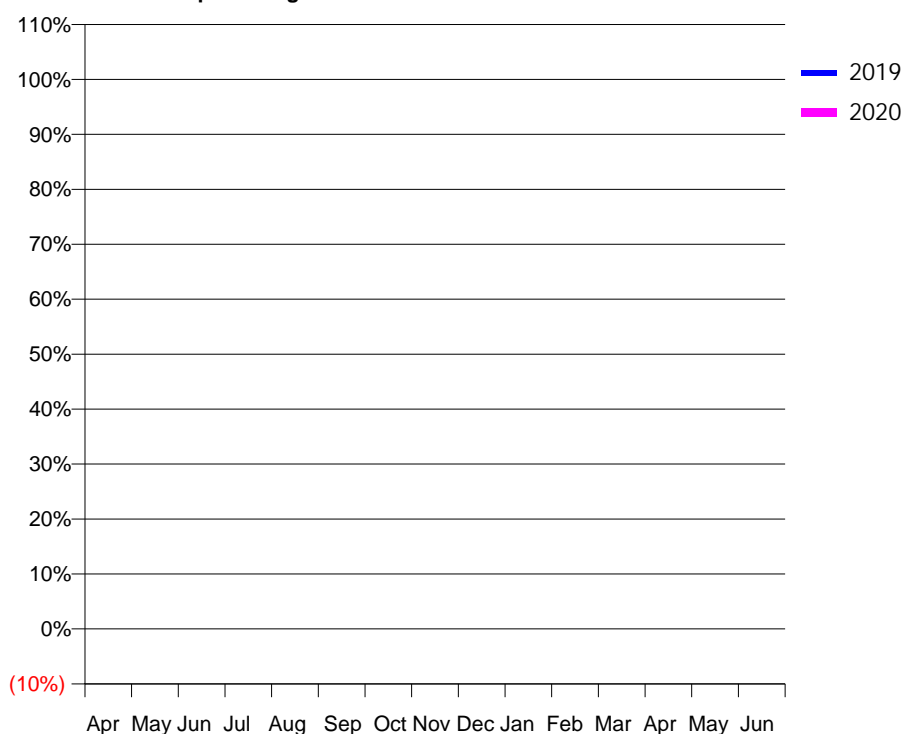
Q59 - Vital Signs Orthodontic At a Glance Contract Report for 192171/0001 - September 2019

| | | | |
|----------------------|-------------------------|---------------------------------------------|------------|
| Name or company name | Harborough Orthodontics | 19/20 Contracted general activity (UDA) | 0 |
| Contract type name | PDS Contract | Carry forward general activity (UDA) | 0 |
| Purpose of contract | General and Orthodontic | 19/20 Contracted orthodontic activity (UOA) | 0 |
| Contract start date | 01/01/2012 | Carry forward orthodontic activity (UOA) | 0 |
| Contract end date | 26/06/2020 | Baseline contract value | £90,724.05 |

| ACCESS | Contract | England and Wales |
|----------------------------------------------|----------|-------------------|
| 24 month ratio of assessments to patient IDs | 1.01 | 1.07 |

| ACTIVITY | Contract |
|-------------------------------------------------------------------------------------------|----------|
| Contract assess and fit appliances (case starts) as a percentage of Area Team case starts | 1.4 % |

Cumulative percentage of contracted UOA delivered 2019 & 2020



| Month | Adjusted Scheduled Activity (UOA) | | |
|-----------|-----------------------------------|-------|------|
| | 2018 | 2019 | 2020 |
| April | 22 | 68 | 42 |
| May | 171 | 170 | 168 |
| June | 171 | 285 | 294 |
| July | 325 | 394 | 403 |
| August | 347 | 459 | 571 |
| September | 498 | 461 | 571 |
| October | 850 | 589 | |
| November | 1,148 | 720 | |
| December | 1,470 | 762 | |
| January | 1,691 | 972 | |
| February | 1,830 | 1,103 | |
| March | 1,981 | 1,275 | |
| April | 2,027 | 1,380 | |
| May | 2,028 | 1,380 | |
| June | 2,029 | 1,380 | |

QUANTITY METRICS (rolling 12 month period)

| | Contract Quantity | Contract Base Number | Contract * | Area Team | Region | England |
|----------------------------------------------------------------------------------|-------------------|----------------------|------------|-----------|--------|---------|
| % of all assessments that were assess and fit appliances (case starts) | 72 | 84 | 85.7% | 62.6% | 56.3% | 57.9% |
| % of all assessments that were assess and refuse | 10 | 84 | 11.9% | 7.3% | 11.8% | 12.4% |
| % of all assessments that were assess and review | 2 | 84 | 2.4% | 30.1% | 31.9% | 29.7% |
| % of case starts with a reported IOTN of 3 and Aesthetic Component of 5 or below | 0 | 72 | N/A | 0.4% | 0.2% | 0.1% |
| % of case starts with a reported IOTN of 3 and Aesthetic Component of 6 or above | 0 | 72 | N/A | 4.0% | 4.0% | 4.0% |
| % of case starts with a reported IOTN of 4 | 14 | 72 | 19.4% | 71.1% | 76.4% | 78.0% |
| % of case starts with a reported IOTN of 5 | 58 | 72 | 80.6% | 23.2% | 17.9% | 16.6 % |
| % of concluded courses in receipt of dual-arch fixed appliances | 39 | 50 | 78.0% | 66.9% | 70.6% | 74.0% |
| % of concluded courses where treatment was abandoned or discontinued | 8 | 50 | 16.0% | 10.6% | 9.8% | 8.5% |
| % of patients satisfied with the treatment they have received | 0 | 0 | N/A | 90.9% | 94.8% | 95.5% |

* Figures in italics indicate that the base number is less than 100.

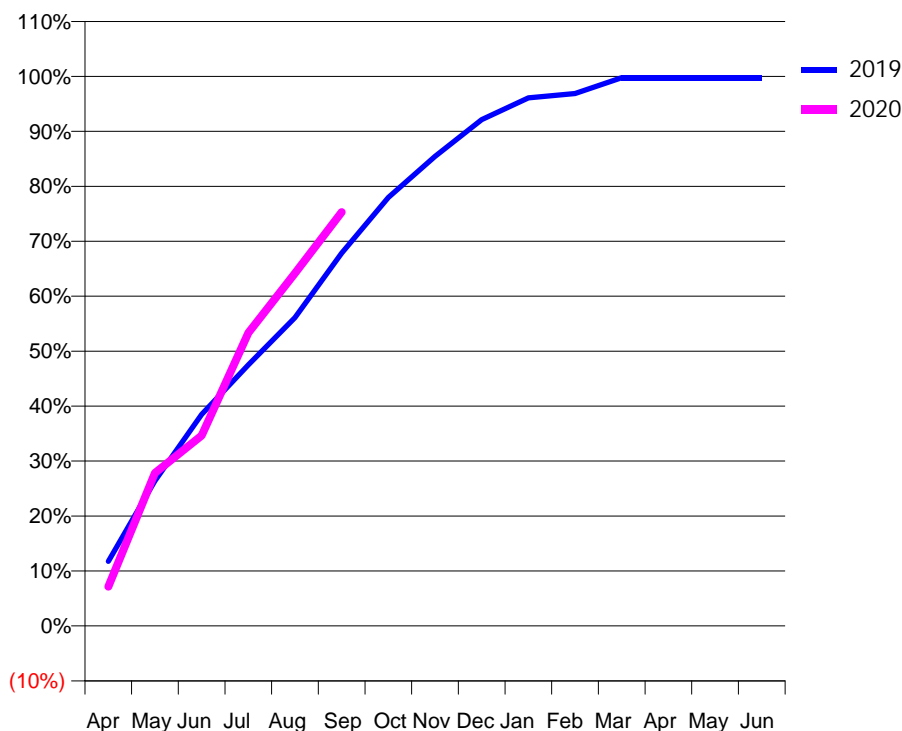
Q59 - Vital Signs Orthodontic At a Glance Contract Report for 243868/0001 - September 2019

| | | | |
|----------------------|-------------------------------------|---------------------------------------------|-------------|
| Name or company name | Holywell House Orthodontics Limited | 19/20 Contracted general activity (UDA) | 0 |
| Contract type name | PDS Contract | Carry forward general activity (UDA) | 0 |
| Purpose of contract | Orthodontic | 19/20 Contracted orthodontic activity (UOA) | 13,238 |
| Contract start date | 01/04/2006 | Carry forward orthodontic activity (UOA) | 0 |
| Contract end date | 26/06/2020 | Baseline contract value | £838,205.96 |

| ACCESS | Contract | England and Wales |
|----------------------------------------------|----------|-------------------|
| 24 month ratio of assessments to patient IDs | 1.00 | 1.07 |

| ACTIVITY | Contract |
|-------------------------------------------------------------------------------------------|----------|
| Contract assess and fit appliances (case starts) as a percentage of Area Team case starts | 13.3 % |

Cumulative percentage of contracted UOA delivered 2019 & 2020



| Month | Adjusted Scheduled Activity (UOA) | | |
|-----------|-----------------------------------|--------|-------|
| | 2018 | 2019 | 2020 |
| April | 336 | 1,558 | 945 |
| May | 2,415 | 3,496 | 3,683 |
| June | 3,066 | 5,092 | 4,586 |
| July | 3,885 | 6,291 | 7,064 |
| August | 4,666 | 7,425 | 8,496 |
| September | 5,405 | 8,979 | 9,967 |
| October | 6,712 | 10,323 | |
| November | 8,014 | 11,310 | |
| December | 9,316 | 12,196 | |
| January | 10,619 | 12,721 | |
| February | 12,134 | 12,826 | |
| March | 13,336 | 13,204 | |
| April | 13,378 | 13,204 | |
| May | 13,379 | 13,204 | |
| June | 13,378 | 13,204 | |

QUANTITY METRICS (rolling 12 month period)

| | Contract Quantity | Contract Base Number | Contract * | Area Team | Region | England |
|----------------------------------------------------------------------------------|-------------------|----------------------|------------|-----------|--------|---------|
| % of all assessments that were assess and fit appliances (case starts) | 691 | 693 | 99.7% | 62.6% | 56.3% | 57.9% |
| % of all assessments that were assess and refuse | 0 | 693 | 0.0% | 7.3% | 11.8% | 12.4% |
| % of all assessments that were assess and review | 2 | 693 | 0.3% | 30.1% | 31.9% | 29.7% |
| % of case starts with a reported IOTN of 3 and Aesthetic Component of 5 or below | 0 | 691 | N/A | 0.4% | 0.2% | 0.1% |
| % of case starts with a reported IOTN of 3 and Aesthetic Component of 6 or above | 10 | 691 | 1.4% | 4.0% | 4.0% | 4.0% |
| % of case starts with a reported IOTN of 4 | 605 | 691 | 87.6% | 71.1% | 76.4% | 78.0% |
| % of case starts with a reported IOTN of 5 | 76 | 691 | 11.0% | 23.2% | 17.9% | 16.6 % |
| % of concluded courses in receipt of dual-arch fixed appliances | 28 | 475 | 5.9% | 66.9% | 70.6% | 74.0% |
| % of concluded courses where treatment was abandoned or discontinued | 32 | 475 | 6.7% | 10.6% | 9.8% | 8.5% |
| % of patients satisfied with the treatment they have received | 1 | 2 | 50.0% | 90.9% | 94.8% | 95.5% |

* Figures in italics indicate that the base number is less than 100.

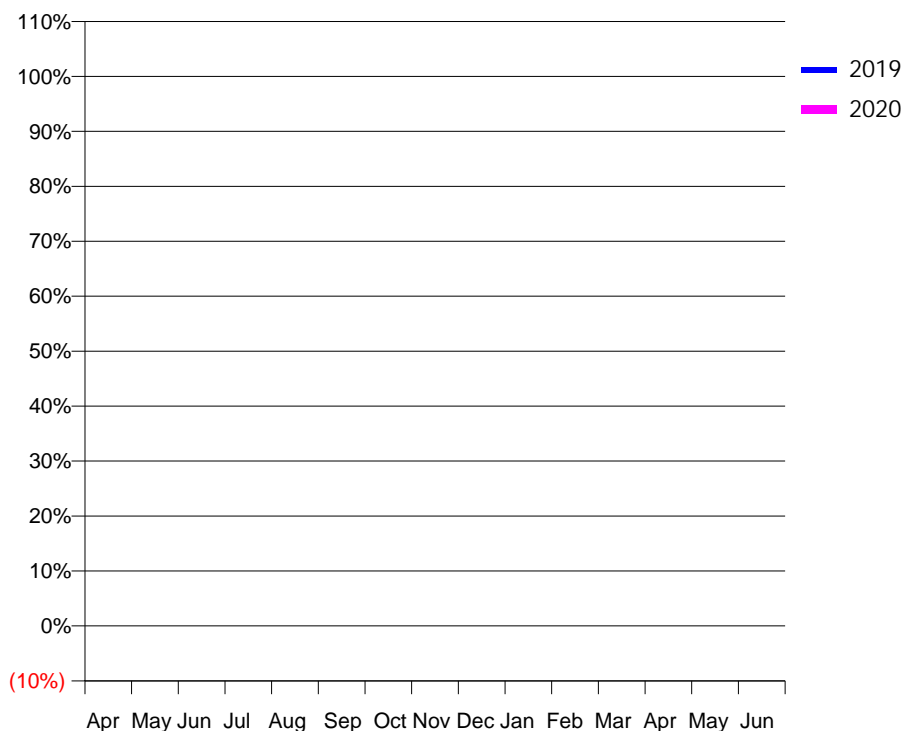
Q59 - Vital Signs Orthodontic At a Glance Contract Report for 243868/0011 - September 2019

| | | | |
|----------------------|-------------------------------------|---------------------------------------------|-------------|
| Name or company name | Holywell House Orthodontics Limited | 19/20 Contracted general activity (UDA) | 0 |
| Contract type name | PDS Contract | Carry forward general activity (UDA) | 0 |
| Purpose of contract | General and Orthodontic | 19/20 Contracted orthodontic activity (UOA) | 0 |
| Contract start date | 01/12/2008 | Carry forward orthodontic activity (UOA) | 0 |
| Contract end date | 26/06/2020 | Baseline contract value | £150,943.03 |

| ACCESS | Contract | England and Wales |
|----------------------------------------------|----------|-------------------|
| 24 month ratio of assessments to patient IDs | 1.05 | 1.07 |

| ACTIVITY | Contract |
|-------------------------------------------------------------------------------------------|----------|
| Contract assess and fit appliances (case starts) as a percentage of Area Team case starts | 3.5 % |

Cumulative percentage of contracted UOA delivered 2019 & 2020



| Month | Adjusted Scheduled Activity (UOA) | | |
|-----------|-----------------------------------|-------|-------|
| | 2018 | 2019 | 2020 |
| April | 42 | 192 | 191 |
| May | 323 | 590 | 390 |
| June | 515 | 766 | 476 |
| July | 896 | 1,153 | 1,060 |
| August | 1,110 | 1,505 | 1,385 |
| September | 1,282 | 1,775 | 1,668 |
| October | 1,496 | 2,117 | |
| November | 1,669 | 2,716 | |
| December | 1,862 | 2,943 | |
| January | 1,949 | 3,208 | |
| February | 2,119 | 3,552 | |
| March | 2,267 | 3,849 | |
| April | 2,352 | 4,005 | |
| May | 2,352 | 4,005 | |
| June | 2,352 | 4,005 | |

QUANTITY METRICS (rolling 12 month period)

| | Contract Quantity | Contract Base Number | Contract * | Area Team | Region | England |
|----------------------------------------------------------------------------------|-------------------|----------------------|------------|-----------|--------|---------|
| % of all assessments that were assess and fit appliances (case starts) | 179 | 336 | 53.3% | 62.6% | 56.3% | 57.9% |
| % of all assessments that were assess and refuse | 3 | 336 | 0.9% | 7.3% | 11.8% | 12.4% |
| % of all assessments that were assess and review | 154 | 336 | 45.8% | 30.1% | 31.9% | 29.7% |
| % of case starts with a reported IOTN of 3 and Aesthetic Component of 5 or below | 0 | 179 | N/A | 0.4% | 0.2% | 0.1% |
| % of case starts with a reported IOTN of 3 and Aesthetic Component of 6 or above | 0 | 179 | N/A | 4.0% | 4.0% | 4.0% |
| % of case starts with a reported IOTN of 4 | 2 | 179 | 1.1% | 71.1% | 76.4% | 78.0% |
| % of case starts with a reported IOTN of 5 | 177 | 179 | 98.9% | 23.2% | 17.9% | 16.6 % |
| % of concluded courses in receipt of dual-arch fixed appliances | 0 | 65 | N/A | 66.9% | 70.6% | 74.0% |
| % of concluded courses where treatment was abandoned or discontinued | 0 | 65 | 0.0% | 10.6% | 9.8% | 8.5% |
| % of patients satisfied with the treatment they have received | 2 | 2 | 100.0% | 90.9% | 94.8% | 95.5% |

* Figures in italics indicate that the base number is less than 100.

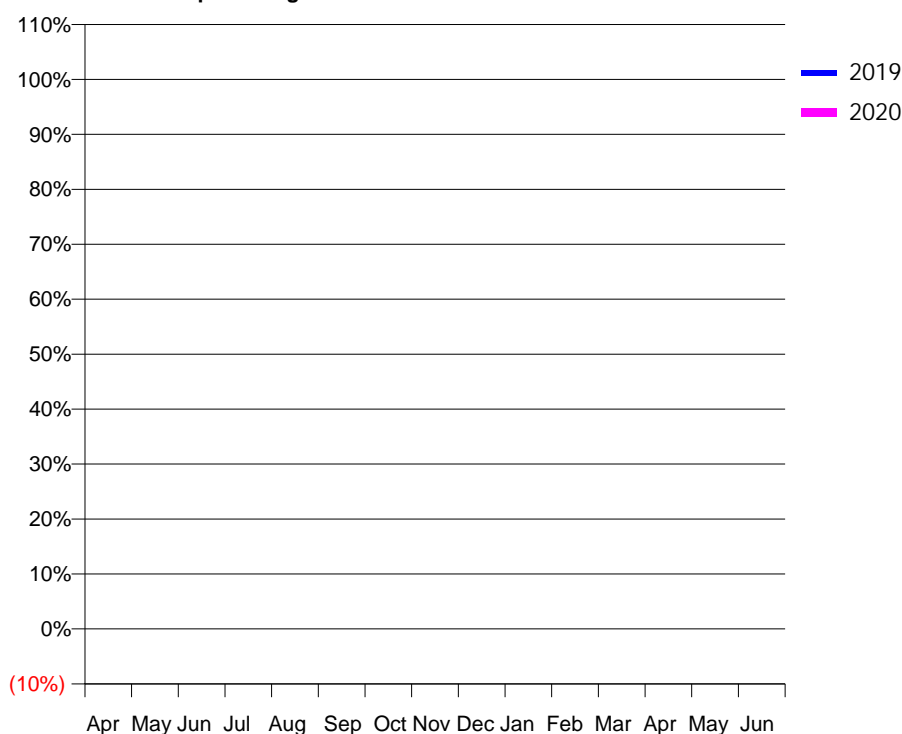
Q59 - Vital Signs Orthodontic At a Glance Contract Report for 321389/0004 - September 2019

| | | | |
|----------------------|------------------------------|---------------------------------------------|------------|
| Name or company name | Oakham Dental Studio Limited | 19/20 Contracted general activity (UDA) | 0 |
| Contract type name | PDS Contract | Carry forward general activity (UDA) | 0 |
| Purpose of contract | General and Orthodontic | 19/20 Contracted orthodontic activity (UOA) | 0 |
| Contract start date | 16/03/2014 | Carry forward orthodontic activity (UOA) | 0 |
| Contract end date | 26/06/2020 | Baseline contract value | £44,892.05 |

| ACCESS | Contract | England and Wales |
|----------------------------------------------|----------|-------------------|
| 24 month ratio of assessments to patient IDs | 1.07 | 1.07 |

| ACTIVITY | Contract |
|-------------------------------------------------------------------------------------------|----------|
| Contract assess and fit appliances (case starts) as a percentage of Area Team case starts | 1.1 % |

Cumulative percentage of contracted UOA delivered 2019 & 2020



| Month | Adjusted Scheduled Activity (UOA) | | |
|-----------|-----------------------------------|-------|------|
| | 2018 | 2019 | 2020 |
| April | 0 | 0 | 0 |
| May | 84 | 106 | 0 |
| June | 233 | 128 | 67 |
| July | 422 | 171 | 155 |
| August | 486 | 171 | 228 |
| September | 594 | 362 | 337 |
| October | 705 | 408 | |
| November | 752 | 538 | |
| December | 862 | 667 | |
| January | 884 | 765 | |
| February | 1,054 | 957 | |
| March | 1,308 | 1,042 | |
| April | 1,519 | 1,236 | |
| May | 1,520 | 1,236 | |
| June | 1,520 | 1,236 | |

QUANTITY METRICS (rolling 12 month period)

| | Contract Quantity | Contract Base Number | Contract * | Area Team | Region | England |
|----------------------------------------------------------------------------------|-------------------|----------------------|------------|-----------|--------|---------|
| % of all assessments that were assess and fit appliances (case starts) | 56 | 113 | 49.6% | 62.6% | 56.3% | 57.9% |
| % of all assessments that were assess and refuse | 3 | 113 | 2.7% | 7.3% | 11.8% | 12.4% |
| % of all assessments that were assess and review | 54 | 113 | 47.8% | 30.1% | 31.9% | 29.7% |
| % of case starts with a reported IOTN of 3 and Aesthetic Component of 5 or below | 0 | 56 | <i>N/A</i> | 0.4% | 0.2% | 0.1% |
| % of case starts with a reported IOTN of 3 and Aesthetic Component of 6 or above | 0 | 56 | <i>N/A</i> | 4.0% | 4.0% | 4.0% |
| % of case starts with a reported IOTN of 4 | 12 | 56 | 21.4% | 71.1% | 76.4% | 78.0% |
| % of case starts with a reported IOTN of 5 | 44 | 56 | 78.6% | 23.2% | 17.9% | 16.6 % |
| % of concluded courses in receipt of dual-arch fixed appliances | 0 | 57 | <i>N/A</i> | 66.9% | 70.6% | 74.0% |
| % of concluded courses where treatment was abandoned or discontinued | 17 | 57 | 29.8% | 10.6% | 9.8% | 8.5% |
| % of patients satisfied with the treatment they have received | 0 | 0 | <i>N/A</i> | 90.9% | 94.8% | 95.5% |

* Figures in italics indicate that the base number is less than 100.

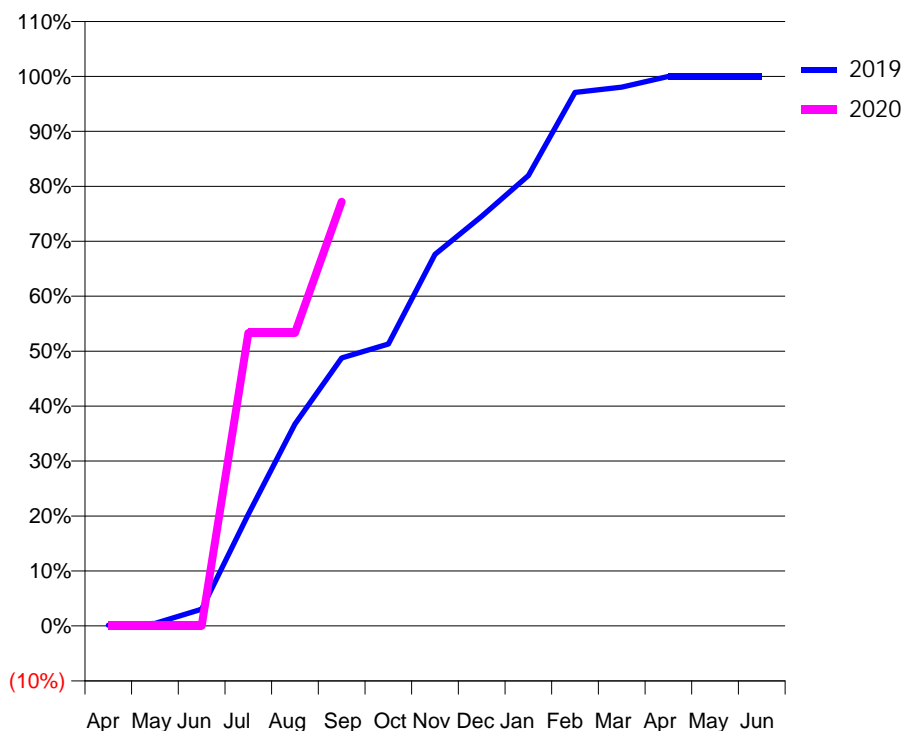
Q59 - Vital Signs Orthodontic At a Glance Contract Report for 564249/0001 - September 2019

| | | | |
|----------------------|-----------------------------|---------------------------------------------|-------------|
| Name or company name | Melton Orthodontics Limited | 19/20 Contracted general activity (UDA) | 0 |
| Contract type name | PDS Contract | Carry forward general activity (UDA) | 0 |
| Purpose of contract | Orthodontic | 19/20 Contracted orthodontic activity (UOA) | 6,967 |
| Contract start date | 01/04/2006 | Carry forward orthodontic activity (UOA) | 0 |
| Contract end date | 26/06/2020 | Baseline contract value | £413,708.48 |

| ACCESS | Contract | England and Wales |
|----------------------------------------------|----------|-------------------|
| 24 month ratio of assessments to patient IDs | 1.03 | 1.07 |

| ACTIVITY | Contract |
|-------------------------------------------------------------------------------------------|----------|
| Contract assess and fit appliances (case starts) as a percentage of Area Team case starts | 8.2 % |

Cumulative percentage of contracted UOA delivered 2019 & 2020



| Month | Adjusted Scheduled Activity (UOA) | | |
|-----------|-----------------------------------|-------|-------|
| | 2018 | 2019 | 2020 |
| April | 215 | 9 | 0 |
| May | 720 | 30 | 0 |
| June | 1,226 | 206 | 0 |
| July | 2,183 | 1,375 | 3,714 |
| August | 2,595 | 2,484 | 3,714 |
| September | 3,461 | 3,296 | 5,377 |
| October | 3,923 | 3,467 | |
| November | 3,923 | 4,569 | |
| December | 4,662 | 5,038 | |
| January | 5,174 | 5,540 | |
| February | 5,308 | 6,562 | |
| March | 5,574 | 6,627 | |
| April | 6,118 | 6,758 | |
| May | 6,118 | 6,758 | |
| June | 6,118 | 6,758 | |

QUANTITY METRICS (rolling 12 month period)

| | Contract Quantity | Contract Base Number | Contract * | Area Team | Region | England |
|----------------------------------------------------------------------------------|-------------------|----------------------|------------|-----------|--------|---------|
| % of all assessments that were assess and fit appliances (case starts) | 423 | 481 | 87.9% | 62.6% | 56.3% | 57.9% |
| % of all assessments that were assess and refuse | 53 | 481 | 11.0% | 7.3% | 11.8% | 12.4% |
| % of all assessments that were assess and review | 5 | 481 | 1.0% | 30.1% | 31.9% | 29.7% |
| % of case starts with a reported IOTN of 3 and Aesthetic Component of 5 or below | 0 | 423 | N/A | 0.4% | 0.2% | 0.1% |
| % of case starts with a reported IOTN of 3 and Aesthetic Component of 6 or above | 49 | 423 | 11.6% | 4.0% | 4.0% | 4.0% |
| % of case starts with a reported IOTN of 4 | 342 | 423 | 80.9% | 71.1% | 76.4% | 78.0% |
| % of case starts with a reported IOTN of 5 | 31 | 423 | 7.3% | 23.2% | 17.9% | 16.6 % |
| % of concluded courses in receipt of dual-arch fixed appliances | 234 | 292 | 80.1% | 66.9% | 70.6% | 74.0% |
| % of concluded courses where treatment was abandoned or discontinued | 36 | 292 | 12.3% | 10.6% | 9.8% | 8.5% |
| % of patients satisfied with the treatment they have received | 1 | 1 | 100.0% | 90.9% | 94.8% | 95.5% |

* Figures in italics indicate that the base number is less than 100.

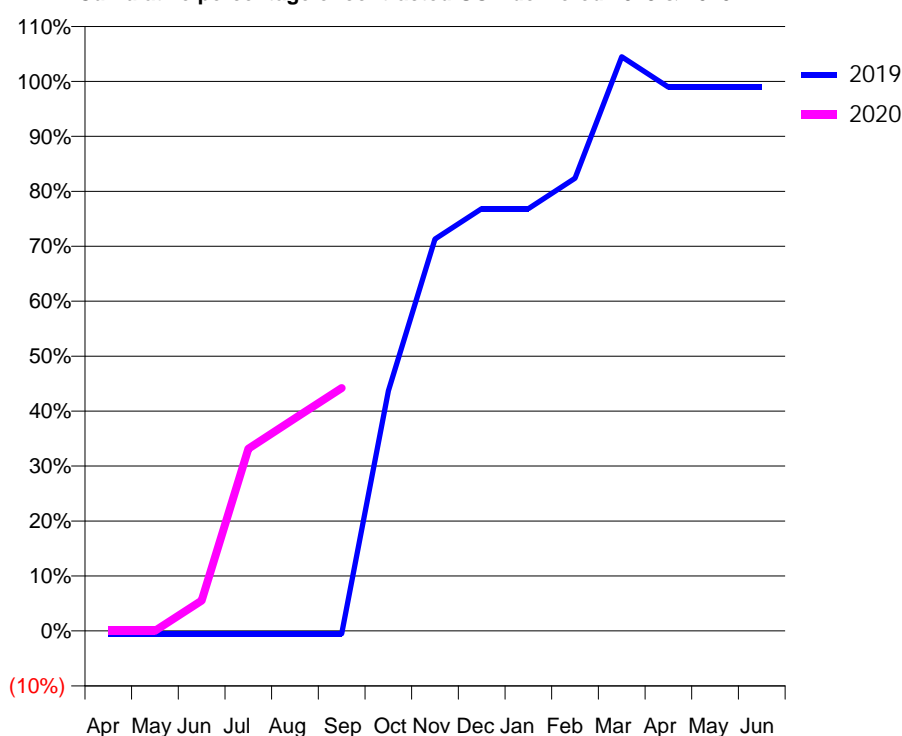
Q59 - Vital Signs Orthodontic At a Glance Contract Report for 570230/0002 - September 2019

| | | | |
|----------------------|-------------------------|---------------------------------------------|-------------|
| Name or company name | MR RM ALLEN | 19/20 Contracted general activity (UDA) | 9,599 |
| Contract type name | GDS Contract | Carry forward general activity (UDA) | 0 |
| Purpose of contract | General and Orthodontic | 19/20 Contracted orthodontic activity (UOA) | 380 |
| Contract start date | 01/04/2006 | Carry forward orthodontic activity (UOA) | 0 |
| Contract end date | | Baseline contract value | £282,630.27 |

| ACCESS | Contract | England and Wales |
|----------------------------------------------|----------|-------------------|
| 24 month ratio of assessments to patient IDs | 1.07 | 1.07 |

| ACTIVITY | Contract |
|-------------------------------------------------------------------------------------------|----------|
| Contract assess and fit appliances (case starts) as a percentage of Area Team case starts | 0.5 % |

Cumulative percentage of contracted UOA delivered 2019 & 2020



| Month | Adjusted Scheduled Activity (UOA) | | |
|-----------|-----------------------------------|------|------|
| | 2018 | 2019 | 2020 |
| April | 0 | -2 | 0 |
| May | 0 | -2 | 0 |
| June | 0 | -2 | 21 |
| July | 21 | -2 | 126 |
| August | 84 | -2 | 147 |
| September | 126 | -2 | 168 |
| October | 126 | 166 | |
| November | 168 | 271 | |
| December | 210 | 292 | |
| January | 231 | 292 | |
| February | 294 | 313 | |
| March | 315 | 397 | |
| April | 378 | 376 | |
| May | 378 | 376 | |
| June | 378 | 376 | |

QUANTITY METRICS (rolling 12 month period)

| | Contract Quantity | Contract Base Number | Contract * | Area Team | Region | England |
|----------------------------------------------------------------------------------|-------------------|----------------------|------------|-----------|--------|---------|
| % of all assessments that were assess and fit appliances (case starts) | 28 | 28 | 100.0% | 62.6% | 56.3% | 57.9% |
| % of all assessments that were assess and refuse | 0 | 28 | 0.0% | 7.3% | 11.8% | 12.4% |
| % of all assessments that were assess and review | 0 | 28 | 0.0% | 30.1% | 31.9% | 29.7% |
| % of case starts with a reported IOTN of 3 and Aesthetic Component of 5 or below | 0 | 28 | N/A | 0.4% | 0.2% | 0.1% |
| % of case starts with a reported IOTN of 3 and Aesthetic Component of 6 or above | 0 | 28 | N/A | 4.0% | 4.0% | 4.0% |
| % of case starts with a reported IOTN of 4 | 20 | 28 | 71.4% | 71.1% | 76.4% | 78.0% |
| % of case starts with a reported IOTN of 5 | 7 | 28 | 25.0% | 23.2% | 17.9% | 16.6 % |
| % of concluded courses in receipt of dual-arch fixed appliances | 0 | 11 | N/A | 66.9% | 70.6% | 74.0% |
| % of concluded courses where treatment was abandoned or discontinued | 1 | 11 | 9.1% | 10.6% | 9.8% | 8.5% |
| % of patients satisfied with the treatment they have received | 0 | 0 | N/A | 90.9% | 94.8% | 95.5% |

* Figures in italics indicate that the base number is less than 100.

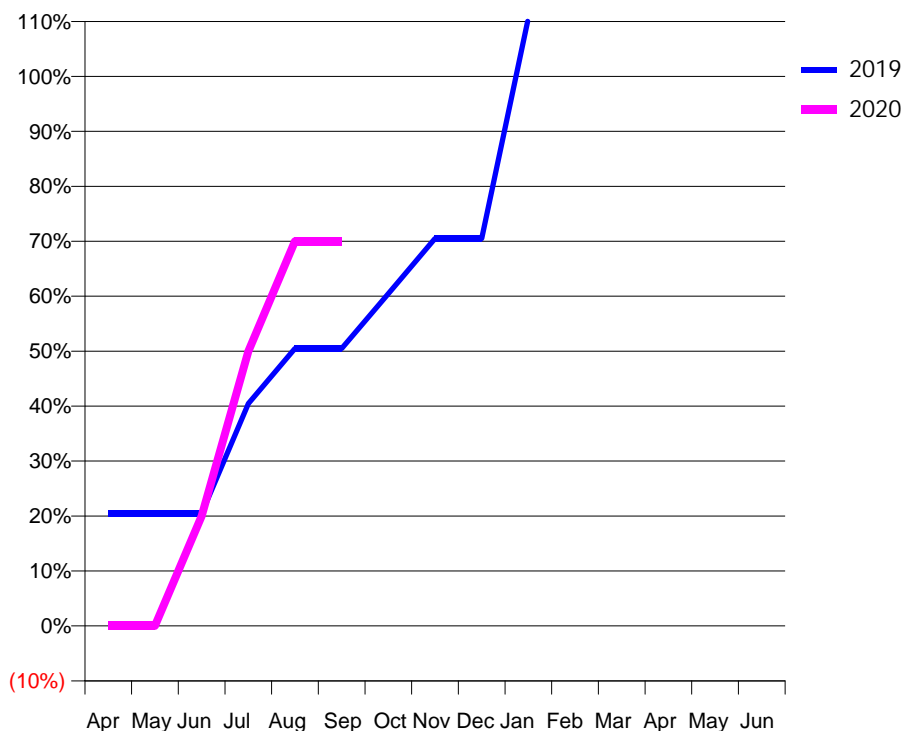
Q59 - Vital Signs Orthodontic At a Glance Contract Report for 573477/0001 - September 2019

| | | | |
|----------------------|-------------------------|---------------------------------------------|-------------|
| Name or company name | MR TW POWELL | 19/20 Contracted general activity (UDA) | 20,000 |
| Contract type name | GDS Contract | Carry forward general activity (UDA) | 0 |
| Purpose of contract | General and Orthodontic | 19/20 Contracted orthodontic activity (UOA) | 210 |
| Contract start date | 01/04/2006 | Carry forward orthodontic activity (UOA) | 0 |
| Contract end date | | Baseline contract value | £516,935.18 |

| ACCESS | Contract | England and Wales |
|----------------------------------------------|----------|-------------------|
| 24 month ratio of assessments to patient IDs | 1.00 | 1.07 |

| ACTIVITY | Contract |
|-------------------------------------------------------------------------------------------|----------|
| Contract assess and fit appliances (case starts) as a percentage of Area Team case starts | 0.3 % |

Cumulative percentage of contracted UOA delivered 2019 & 2020



| Month | Adjusted Scheduled Activity (UOA) | | |
|-----------|-----------------------------------|------|------|
| | 2018 | 2019 | 2020 |
| April | 21 | 43 | 0 |
| May | 42 | 43 | 0 |
| June | 43 | 43 | 42 |
| July | 85 | 85 | 105 |
| August | 85 | 106 | 147 |
| September | 149 | 106 | 147 |
| October | 191 | 127 | |
| November | 212 | 148 | |
| December | 233 | 148 | |
| January | 233 | 232 | |
| February | 233 | 233 | |
| March | 233 | 233 | |
| April | 233 | 233 | |
| May | 233 | 233 | |
| June | 233 | 254 | |

QUANTITY METRICS (rolling 12 month period)

| | Contract Quantity | Contract Base Number | Contract * | Area Team | Region | England |
|----------------------------------------------------------------------------------|-------------------|----------------------|------------|-----------|--------|---------|
| % of all assessments that were assess and fit appliances (case starts) | 14 | 15 | 93.3% | 62.6% | 56.3% | 57.9% |
| % of all assessments that were assess and refuse | 0 | 15 | 0.0% | 7.3% | 11.8% | 12.4% |
| % of all assessments that were assess and review | 1 | 15 | 6.7% | 30.1% | 31.9% | 29.7% |
| % of case starts with a reported IOTN of 3 and Aesthetic Component of 5 or below | 0 | 14 | N/A | 0.4% | 0.2% | 0.1% |
| % of case starts with a reported IOTN of 3 and Aesthetic Component of 6 or above | 10 | 14 | 71.4% | 4.0% | 4.0% | 4.0% |
| % of case starts with a reported IOTN of 4 | 4 | 14 | 28.6% | 71.1% | 76.4% | 78.0% |
| % of case starts with a reported IOTN of 5 | 0 | 14 | N/A | 23.2% | 17.9% | 16.6% |
| % of concluded courses in receipt of dual-arch fixed appliances | 3 | 9 | 33.3% | 66.9% | 70.6% | 74.0% |
| % of concluded courses where treatment was abandoned or discontinued | 1 | 9 | 11.1% | 10.6% | 9.8% | 8.5% |
| % of patients satisfied with the treatment they have received | 0 | 0 | N/A | 90.9% | 94.8% | 95.5% |

* Figures in italics indicate that the base number is less than 100.

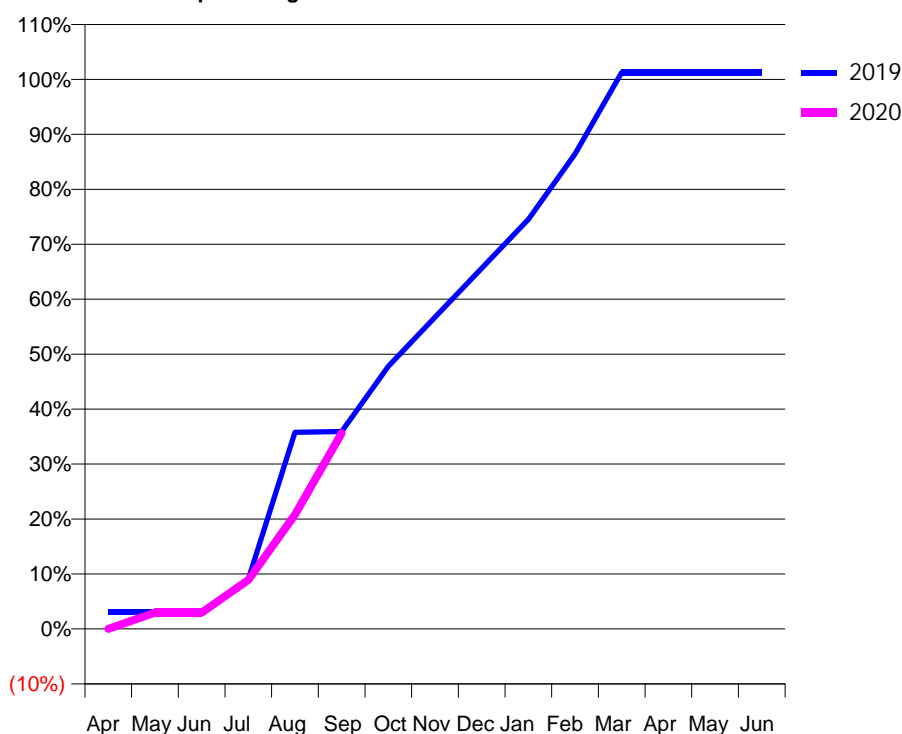
Q59 - Vital Signs Orthodontic At a Glance Contract Report for 796964/0002 - September 2019

| | | | |
|----------------------|-------------------------|---------------------------------------------|-------------|
| Name or company name | MR A SMITH | 19/20 Contracted general activity (UDA) | 33,500 |
| Contract type name | GDS Contract | Carry forward general activity (UDA) | 0 |
| Purpose of contract | General and Orthodontic | 19/20 Contracted orthodontic activity (UOA) | 707 |
| Contract start date | 01/08/2014 | Carry forward orthodontic activity (UOA) | 0 |
| Contract end date | | Baseline contract value | £967,583.06 |

| ACCESS | Contract | England and Wales |
|----------------------------------------------|----------|-------------------|
| 24 month ratio of assessments to patient IDs | 1.01 | 1.07 |

| ACTIVITY | Contract |
|-------------------------------------------------------------------------------------------|----------|
| Contract assess and fit appliances (case starts) as a percentage of Area Team case starts | 0.7 % |

Cumulative percentage of contracted UOA delivered 2019 & 2020



| Month | Adjusted Scheduled Activity (UOA) | | |
|-----------|-----------------------------------|------|------|
| | 2018 | 2019 | 2020 |
| April | -10 | 22 | 0 |
| May | -10 | 22 | 21 |
| June | -10 | 22 | 21 |
| July | 221 | 64 | 63 |
| August | 284 | 253 | 147 |
| September | 284 | 254 | 252 |
| October | 478 | 338 | |
| November | 542 | 401 | |
| December | 542 | 464 | |
| January | 543 | 527 | |
| February | 606 | 611 | |
| March | 627 | 716 | |
| April | 670 | 716 | |
| May | 670 | 716 | |
| June | 670 | 716 | |

QUANTITY METRICS (rolling 12 month period)

| | Contract Quantity | Contract Base Number | Contract * | Area Team | Region | England |
|----------------------------------------------------------------------------------|-------------------|----------------------|------------|-----------|--------|---------|
| % of all assessments that were assess and fit appliances (case starts) | 34 | 34 | 100.0% | 62.6% | 56.3% | 57.9% |
| % of all assessments that were assess and refuse | 0 | 34 | 0.0% | 7.3% | 11.8% | 12.4% |
| % of all assessments that were assess and review | 0 | 34 | 0.0% | 30.1% | 31.9% | 29.7% |
| % of case starts with a reported IOTN of 3 and Aesthetic Component of 5 or below | 0 | 34 | N/A | 0.4% | 0.2% | 0.1% |
| % of case starts with a reported IOTN of 3 and Aesthetic Component of 6 or above | 0 | 34 | N/A | 4.0% | 4.0% | 4.0% |
| % of case starts with a reported IOTN of 4 | 34 | 34 | 100.0% | 71.1% | 76.4% | 78.0% |
| % of case starts with a reported IOTN of 5 | 0 | 34 | N/A | 23.2% | 17.9% | 16.6% |
| % of concluded courses in receipt of dual-arch fixed appliances | 0 | 2 | N/A | 66.9% | 70.6% | 74.0% |
| % of concluded courses where treatment was abandoned or discontinued | 2 | 2 | 100.0% | 10.6% | 9.8% | 8.5% |
| % of patients satisfied with the treatment they have received | 0 | 0 | N/A | 90.9% | 94.8% | 95.5% |

* Figures in italics indicate that the base number is less than 100.

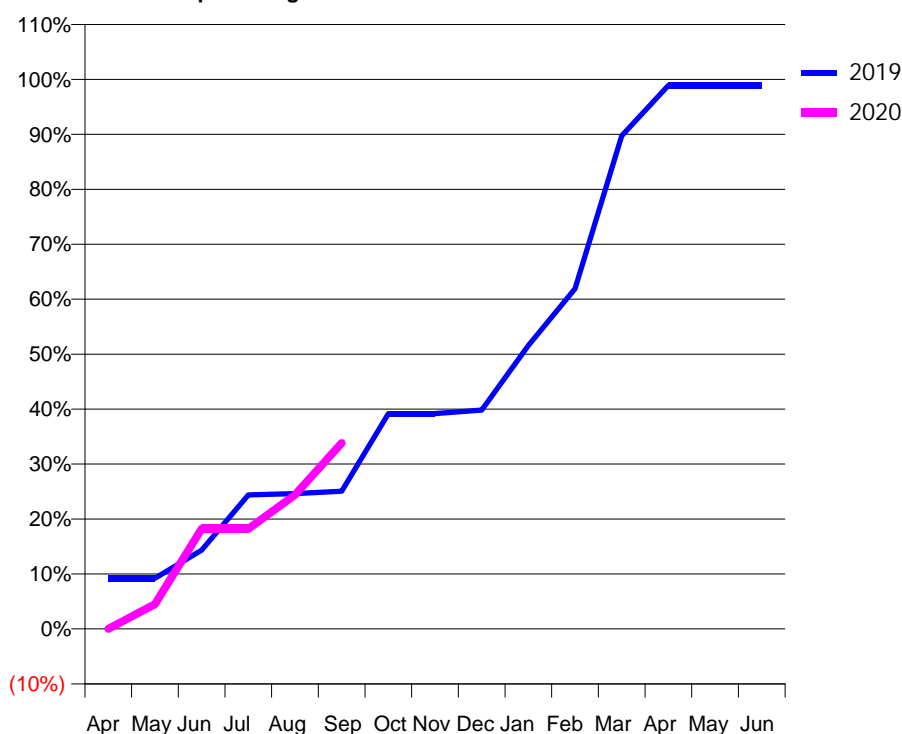
Q59 - Vital Signs Orthodontic At a Glance Contract Report for 812692/0001 - September 2019

| | | | |
|----------------------|-------------------------|---------------------------------------------|-------------|
| Name or company name | MR RD KIDY | 19/20 Contracted general activity (UDA) | 18,737 |
| Contract type name | GDS Contract | Carry forward general activity (UDA) | 0 |
| Purpose of contract | General and Orthodontic | 19/20 Contracted orthodontic activity (UOA) | 467 |
| Contract start date | 01/04/2006 | Carry forward orthodontic activity (UOA) | 0 |
| Contract end date | | Baseline contract value | £424,108.73 |

| ACCESS | Contract | England and Wales |
|----------------------------------------------|----------|-------------------|
| 24 month ratio of assessments to patient IDs | 1.23 | 1.07 |

| ACTIVITY | Contract |
|-------------------------------------------------------------------------------------------|----------|
| Contract assess and fit appliances (case starts) as a percentage of Area Team case starts | 0.5 % |

Cumulative percentage of contracted UOA delivered 2019 & 2020



| Month | Adjusted Scheduled Activity (UOA) | | |
|-----------|-----------------------------------|------|------|
| | 2018 | 2019 | 2020 |
| April | -14 | 43 | 0 |
| May | 101 | 43 | 21 |
| June | 102 | 67 | 85 |
| July | 171 | 114 | 85 |
| August | 171 | 115 | 114 |
| September | 172 | 117 | 158 |
| October | 218 | 183 | |
| November | 219 | 183 | |
| December | 242 | 186 | |
| January | 242 | 241 | |
| February | 331 | 289 | |
| March | 467 | 419 | |
| April | 467 | 462 | |
| May | 467 | 462 | |
| June | 467 | 462 | |

QUANTITY METRICS (rolling 12 month period)

| | Contract Quantity | Contract Base Number | Contract * | Area Team | Region | England |
|----------------------------------------------------------------------------------|-------------------|----------------------|------------|-----------|--------|---------|
| % of all assessments that were assess and fit appliances (case starts) | 24 | 61 | 39.3% | 62.6% | 56.3% | 57.9% |
| % of all assessments that were assess and refuse | 6 | 61 | 9.8% | 7.3% | 11.8% | 12.4% |
| % of all assessments that were assess and review | 31 | 61 | 50.8% | 30.1% | 31.9% | 29.7% |
| % of case starts with a reported IOTN of 3 and Aesthetic Component of 5 or below | 0 | 24 | <i>N/A</i> | 0.4% | 0.2% | 0.1% |
| % of case starts with a reported IOTN of 3 and Aesthetic Component of 6 or above | 0 | 24 | <i>N/A</i> | 4.0% | 4.0% | 4.0% |
| % of case starts with a reported IOTN of 4 | 23 | 24 | 95.8% | 71.1% | 76.4% | 78.0% |
| % of case starts with a reported IOTN of 5 | 1 | 24 | 4.2% | 23.2% | 17.9% | 16.6 % |
| % of concluded courses in receipt of dual-arch fixed appliances | 9 | 9 | 100.0% | 66.9% | 70.6% | 74.0% |
| % of concluded courses where treatment was abandoned or discontinued | 0 | 9 | 0.0% | 10.6% | 9.8% | 8.5% |
| % of patients satisfied with the treatment they have received | 0 | 0 | <i>N/A</i> | 90.9% | 94.8% | 95.5% |

* Figures in italics indicate that the base number is less than 100.

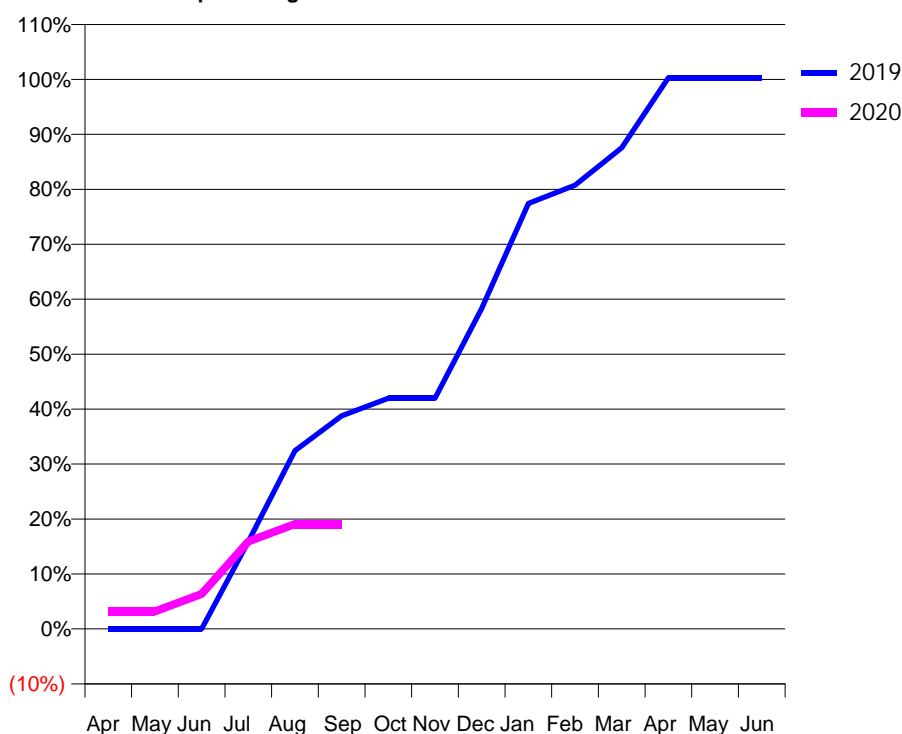
Q59 - Vital Signs Orthodontic At a Glance Contract Report for 840386/0002 - September 2019

| | | | |
|----------------------|-------------------------|---------------------------------------------|-------------|
| Name or company name | Ms P Kaur | 19/20 Contracted general activity (UDA) | 21,500 |
| Contract type name | GDS Contract | Carry forward general activity (UDA) | 0 |
| Purpose of contract | General and Orthodontic | 19/20 Contracted orthodontic activity (UOA) | 660 |
| Contract start date | 01/08/2009 | Carry forward orthodontic activity (UOA) | 0 |
| Contract end date | | Baseline contract value | £535,835.06 |

| ACCESS | Contract | England and Wales |
|----------------------------------------------|----------|-------------------|
| 24 month ratio of assessments to patient IDs | 1.00 | 1.07 |

| ACTIVITY | Contract |
|-------------------------------------------------------------------------------------------|----------|
| Contract assess and fit appliances (case starts) as a percentage of Area Team case starts | 0.5 % |

Cumulative percentage of contracted UOA delivered 2019 & 2020



| Month | Adjusted Scheduled Activity (UOA) | | |
|-----------|-----------------------------------|------|------|
| | 2018 | 2019 | 2020 |
| April | -3 | 0 | 21 |
| May | -3 | 0 | 21 |
| June | -3 | 0 | 42 |
| July | 291 | 105 | 105 |
| August | 312 | 214 | 126 |
| September | 312 | 256 | 126 |
| October | 312 | 277 | |
| November | 418 | 277 | |
| December | 418 | 385 | |
| January | 418 | 511 | |
| February | 439 | 533 | |
| March | 439 | 578 | |
| April | 653 | 662 | |
| May | 674 | 662 | |
| June | 674 | 662 | |

QUANTITY METRICS (rolling 12 month period)

| | Contract Quantity | Contract Base Number | Contract * | Area Team | Region | England |
|----------------------------------------------------------------------------------|-------------------|----------------------|------------|-----------|--------|---------|
| % of all assessments that were assess and fit appliances (case starts) | 25 | 34 | 73.5% | 62.6% | 56.3% | 57.9% |
| % of all assessments that were assess and refuse | 2 | 34 | 5.9% | 7.3% | 11.8% | 12.4% |
| % of all assessments that were assess and review | 7 | 34 | 20.6% | 30.1% | 31.9% | 29.7% |
| % of case starts with a reported IOTN of 3 and Aesthetic Component of 5 or below | 0 | 25 | <i>N/A</i> | 0.4% | 0.2% | 0.1% |
| % of case starts with a reported IOTN of 3 and Aesthetic Component of 6 or above | 0 | 25 | <i>N/A</i> | 4.0% | 4.0% | 4.0% |
| % of case starts with a reported IOTN of 4 | 25 | 25 | 100.0% | 71.1% | 76.4% | 78.0% |
| % of case starts with a reported IOTN of 5 | 0 | 25 | <i>N/A</i> | 23.2% | 17.9% | 16.6 % |
| % of concluded courses in receipt of dual-arch fixed appliances | 0 | 0 | <i>N/A</i> | 66.9% | 70.6% | 74.0% |
| % of concluded courses where treatment was abandoned or discontinued | 0 | 0 | <i>N/A</i> | 10.6% | 9.8% | 8.5% |
| % of patients satisfied with the treatment they have received | 0 | 0 | <i>N/A</i> | 90.9% | 94.8% | 95.5% |

* Figures in italics indicate that the base number is less than 100.

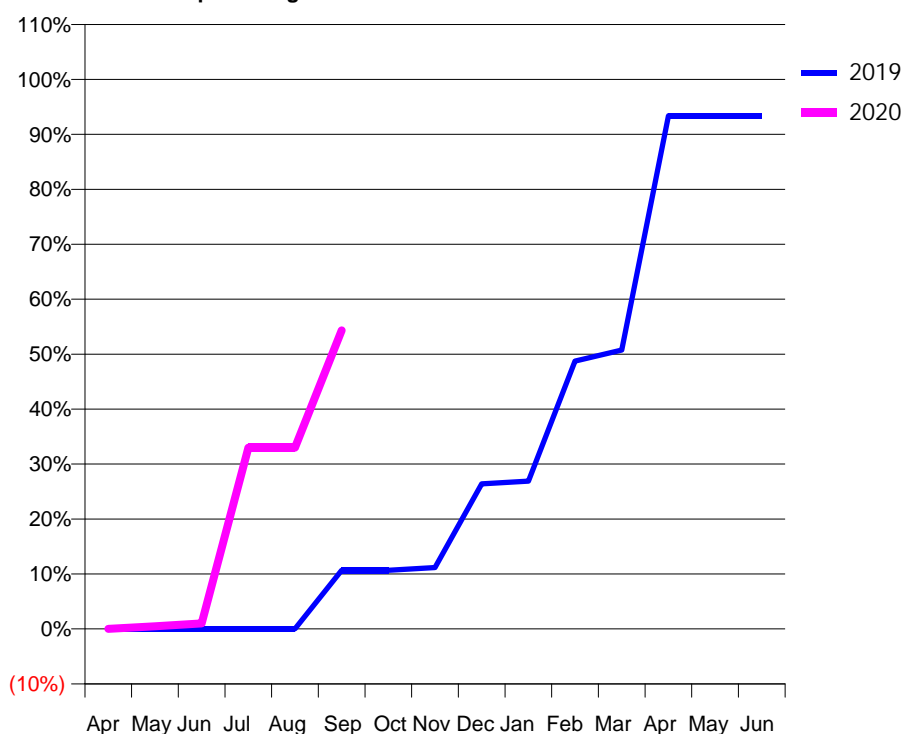
Q59 - Vital Signs Orthodontic At a Glance Contract Report for 888761/0001 - September 2019

| | | | |
|----------------------|-------------------------|---------------------------------------------|------------|
| Name or company name | MR JF HAWKINS | 19/20 Contracted general activity (UDA) | 2,400 |
| Contract type name | GDS Contract | Carry forward general activity (UDA) | 0 |
| Purpose of contract | General and Orthodontic | 19/20 Contracted orthodontic activity (UOA) | 197 |
| Contract start date | 01/04/2006 | Carry forward orthodontic activity (UOA) | 0 |
| Contract end date | | Baseline contract value | £68,268.32 |

| ACCESS | Contract | England and Wales |
|----------------------------------------------|----------|-------------------|
| 24 month ratio of assessments to patient IDs | 1.03 | 1.07 |

| ACTIVITY | Contract |
|-------------------------------------------------------------------------------------------|----------|
| Contract assess and fit appliances (case starts) as a percentage of Area Team case starts | 0.2 % |

Cumulative percentage of contracted UOA delivered 2019 & 2020



| Month | Adjusted Scheduled Activity (UOA) | | |
|-----------|-----------------------------------|------|------|
| | 2018 | 2019 | 2020 |
| April | -23 | 0 | 0 |
| May | -23 | 0 | 1 |
| June | -23 | 0 | 2 |
| July | 40 | 0 | 65 |
| August | 40 | 0 | 65 |
| September | 82 | 21 | 107 |
| October | 83 | 21 | |
| November | 104 | 22 | |
| December | 104 | 52 | |
| January | 104 | 53 | |
| February | 167 | 96 | |
| March | 167 | 100 | |
| April | 167 | 184 | |
| May | 167 | 184 | |
| June | 168 | 184 | |

QUANTITY METRICS (rolling 12 month period)

| | Contract Quantity | Contract Base Number | Contract * | Area Team | Region | England |
|----------------------------------------------------------------------------------|-------------------|----------------------|------------|-----------|--------|---------|
| % of all assessments that were assess and fit appliances (case starts) | 12 | 30 | 40.0% | 62.6% | 56.3% | 57.9% |
| % of all assessments that were assess and refuse | 12 | 30 | 40.0% | 7.3% | 11.8% | 12.4% |
| % of all assessments that were assess and review | 6 | 30 | 20.0% | 30.1% | 31.9% | 29.7% |
| % of case starts with a reported IOTN of 3 and Aesthetic Component of 5 or below | 0 | 12 | N/A | 0.4% | 0.2% | 0.1% |
| % of case starts with a reported IOTN of 3 and Aesthetic Component of 6 or above | 2 | 12 | 16.7% | 4.0% | 4.0% | 4.0% |
| % of case starts with a reported IOTN of 4 | 10 | 12 | 83.3% | 71.1% | 76.4% | 78.0% |
| % of case starts with a reported IOTN of 5 | 0 | 12 | N/A | 23.2% | 17.9% | 16.6% |
| % of concluded courses in receipt of dual-arch fixed appliances | 0 | 9 | N/A | 66.9% | 70.6% | 74.0% |
| % of concluded courses where treatment was abandoned or discontinued | 0 | 9 | 0.0% | 10.6% | 9.8% | 8.5% |
| % of patients satisfied with the treatment they have received | 0 | 0 | N/A | 90.9% | 94.8% | 95.5% |

* Figures in italics indicate that the base number is less than 100.

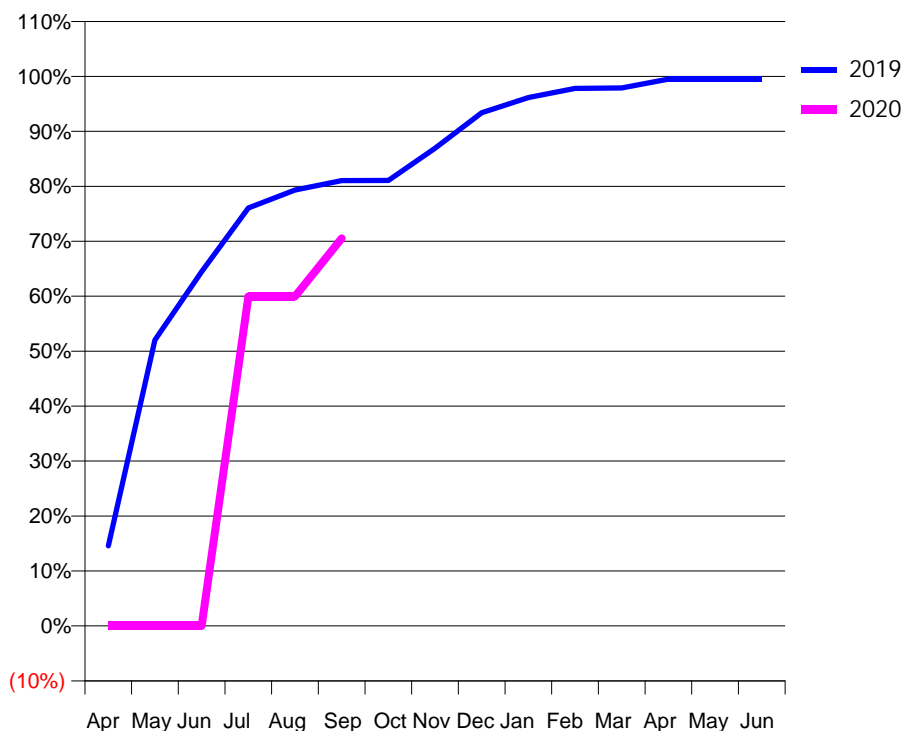
Q59 - Vital Signs Orthodontic At a Glance Contract Report for 914541/0001 - September 2019

| | | | |
|----------------------|-----------------------------|---------------------------------------------|-------------|
| Name or company name | Melton Orthodontics No2 Ltd | 19/20 Contracted general activity (UDA) | 0 |
| Contract type name | PDS Contract | Carry forward general activity (UDA) | 0 |
| Purpose of contract | Orthodontic | 19/20 Contracted orthodontic activity (UOA) | 4,165 |
| Contract start date | 01/04/2006 | Carry forward orthodontic activity (UOA) | 0 |
| Contract end date | 26/06/2020 | Baseline contract value | £247,323.29 |

| ACCESS | Contract | England and Wales |
|----------------------------------------------|----------|-------------------|
| 24 month ratio of assessments to patient IDs | 1.00 | 1.07 |

| ACTIVITY | Contract |
|-------------------------------------------------------------------------------------------|----------|
| Contract assess and fit appliances (case starts) as a percentage of Area Team case starts | 3.4 % |

Cumulative percentage of contracted UOA delivered 2019 & 2020



| Month | Adjusted Scheduled Activity (UOA) | | |
|-----------|-----------------------------------|-------|-------|
| | 2018 | 2019 | 2020 |
| April | 875 | 589 | 0 |
| May | 1,475 | 2,104 | 0 |
| June | 2,195 | 2,608 | 0 |
| July | 2,800 | 3,076 | 2,497 |
| August | 2,895 | 3,208 | 2,497 |
| September | 3,116 | 3,278 | 2,938 |
| October | 3,272 | 3,279 | |
| November | 3,272 | 3,516 | |
| December | 3,503 | 3,778 | |
| January | 3,561 | 3,890 | |
| February | 3,624 | 3,956 | |
| March | 3,666 | 3,959 | |
| April | 3,687 | 4,025 | |
| May | 3,708 | 4,025 | |
| June | 3,708 | 4,025 | |

QUANTITY METRICS (rolling 12 month period)

| | Contract Quantity | Contract Base Number | Contract * | Area Team | Region | England |
|----------------------------------------------------------------------------------|-------------------|----------------------|------------|-----------|--------|---------|
| % of all assessments that were assess and fit appliances (case starts) | 175 | 245 | 71.4% | 62.6% | 56.3% | 57.9% |
| % of all assessments that were assess and refuse | 61 | 245 | 24.9% | 7.3% | 11.8% | 12.4% |
| % of all assessments that were assess and review | 9 | 245 | 3.7% | 30.1% | 31.9% | 29.7% |
| % of case starts with a reported IOTN of 3 and Aesthetic Component of 5 or below | 0 | 175 | N/A | 0.4% | 0.2% | 0.1% |
| % of case starts with a reported IOTN of 3 and Aesthetic Component of 6 or above | 12 | 175 | 6.9% | 4.0% | 4.0% | 4.0% |
| % of case starts with a reported IOTN of 4 | 148 | 175 | 84.6% | 71.1% | 76.4% | 78.0% |
| % of case starts with a reported IOTN of 5 | 14 | 175 | 8.0% | 23.2% | 17.9% | 16.6 % |
| % of concluded courses in receipt of dual-arch fixed appliances | 154 | 188 | 81.9% | 66.9% | 70.6% | 74.0% |
| % of concluded courses where treatment was abandoned or discontinued | 26 | 188 | 13.8% | 10.6% | 9.8% | 8.5% |
| % of patients satisfied with the treatment they have received | 0 | 0 | N/A | 90.9% | 94.8% | 95.5% |

* Figures in italics indicate that the base number is less than 100.

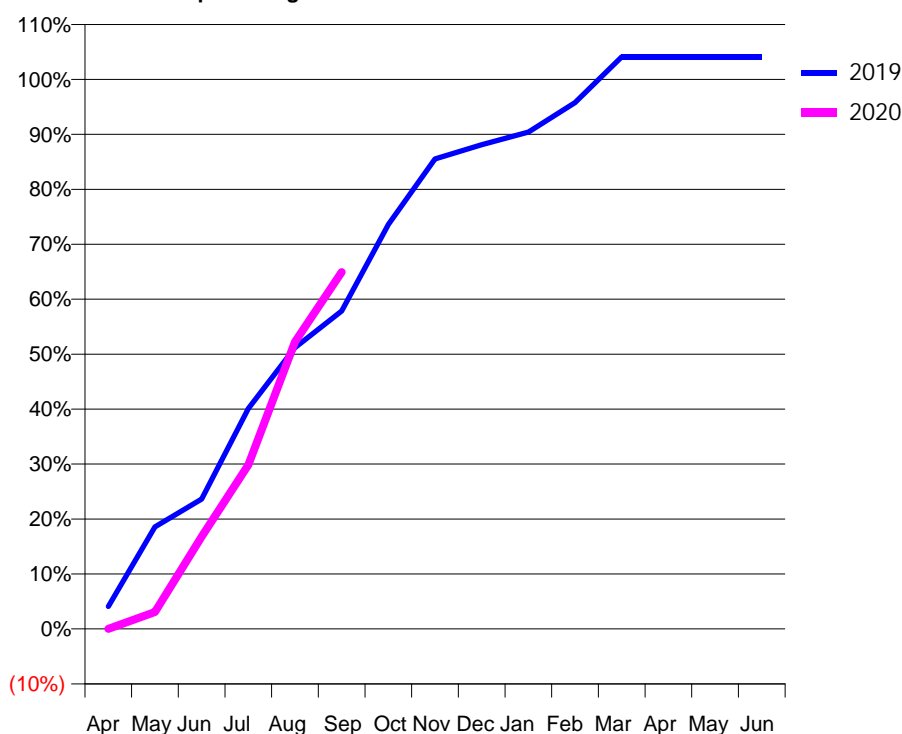
Q59 - Vital Signs Orthodontic At a Glance Contract Report for 914975/0001 - September 2019

| | | | |
|----------------------|-------------------------------------|---------------------------------------------|-------------|
| Name or company name | Mr C Sutton and Mr B Koors Lanesman | 19/20 Contracted general activity (UDA) | 1,350 |
| Contract type name | GDS Contract | Carry forward general activity (UDA) | 0 |
| Purpose of contract | General and Orthodontic | 19/20 Contracted orthodontic activity (UOA) | 1,363 |
| Contract start date | 01/04/2006 | Carry forward orthodontic activity (UOA) | 0 |
| Contract end date | | Baseline contract value | £129,740.91 |

| ACCESS | Contract | England and Wales |
|----------------------------------------------|----------|-------------------|
| 24 month ratio of assessments to patient IDs | 1.31 | 1.07 |

| ACTIVITY | Contract |
|-------------------------------------------------------------------------------------------|----------|
| Contract assess and fit appliances (case starts) as a percentage of Area Team case starts | 1.3 % |

Cumulative percentage of contracted UOA delivered 2019 & 2020



| Month | Adjusted Scheduled Activity (UOA) | | |
|-----------|-----------------------------------|-------|------|
| | 2018 | 2019 | 2020 |
| April | -8 | 55 | 0 |
| May | 63 | 250 | 42 |
| June | 257 | 318 | 229 |
| July | 602 | 540 | 407 |
| August | 781 | 689 | 712 |
| September | 857 | 779 | 885 |
| October | 1,027 | 991 | |
| November | 1,142 | 1,151 | |
| December | 1,213 | 1,186 | |
| January | 1,226 | 1,217 | |
| February | 1,276 | 1,289 | |
| March | 1,312 | 1,401 | |
| April | 1,312 | 1,401 | |
| May | 1,312 | 1,401 | |
| June | 1,313 | 1,401 | |

QUANTITY METRICS (rolling 12 month period)

| | Contract Quantity | Contract Base Number | Contract * | Area Team | Region | England |
|----------------------------------------------------------------------------------|-------------------|----------------------|------------|-----------|--------|---------|
| % of all assessments that were assess and fit appliances (case starts) | 65 | 208 | 31.3% | 62.6% | 56.3% | 57.9% |
| % of all assessments that were assess and refuse | 7 | 208 | 3.4% | 7.3% | 11.8% | 12.4% |
| % of all assessments that were assess and review | 136 | 208 | 65.4% | 30.1% | 31.9% | 29.7% |
| % of case starts with a reported IOTN of 3 and Aesthetic Component of 5 or below | 0 | 65 | <i>N/A</i> | 0.4% | 0.2% | 0.1% |
| % of case starts with a reported IOTN of 3 and Aesthetic Component of 6 or above | 3 | 65 | 4.6% | 4.0% | 4.0% | 4.0% |
| % of case starts with a reported IOTN of 4 | 54 | 65 | 83.1% | 71.1% | 76.4% | 78.0% |
| % of case starts with a reported IOTN of 5 | 8 | 65 | 12.3% | 23.2% | 17.9% | 16.6% |
| % of concluded courses in receipt of dual-arch fixed appliances | 7 | 55 | 12.7% | 66.9% | 70.6% | 74.0% |
| % of concluded courses where treatment was abandoned or discontinued | 4 | 55 | 7.3% | 10.6% | 9.8% | 8.5% |
| % of patients satisfied with the treatment they have received | 1 | 1 | 100.0% | 90.9% | 94.8% | 95.5% |

* Figures in italics indicate that the base number is less than 100.

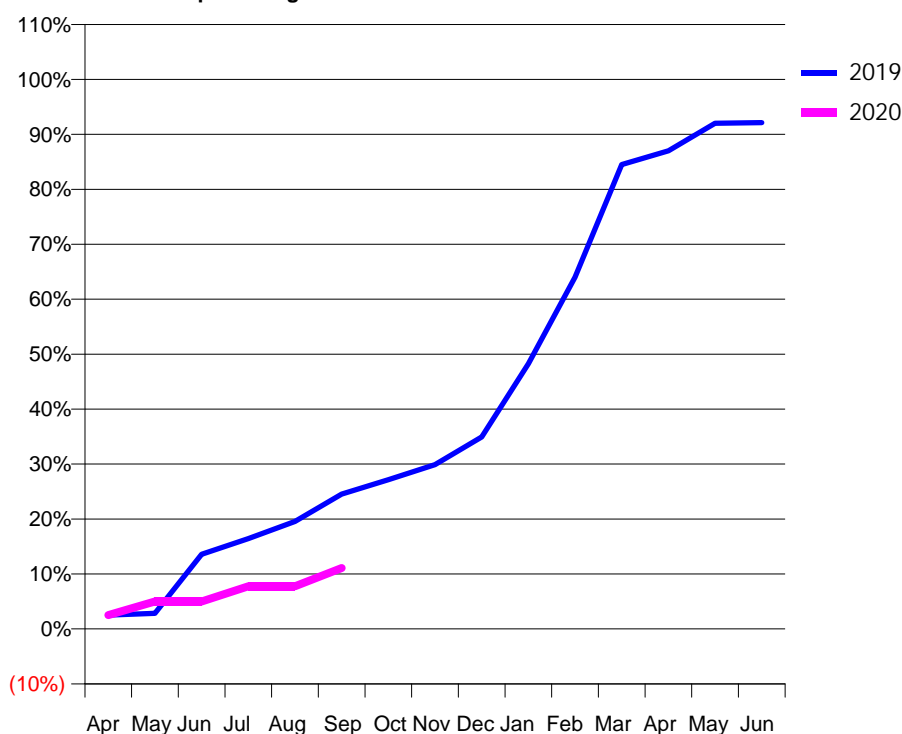
Q60 - Vital Signs Orthodontic At a Glance Contract Report for 100486/0000 - September 2019

| | | | |
|----------------------|------------------------------|---------------------------------------------|-------------|
| Name or company name | New Park House Dental Centre | 19/20 Contracted general activity (UDA) | 3,750 |
| Contract type name | GDS Contract | Carry forward general activity (UDA) | 0 |
| Purpose of contract | General and Orthodontic | 19/20 Contracted orthodontic activity (UOA) | 839 |
| Contract start date | 01/08/2017 | Carry forward orthodontic activity (UOA) | 0 |
| Contract end date | | Baseline contract value | £162,646.31 |

| ACCESS | Contract | England and Wales |
|----------------------------------------------|----------|-------------------|
| 24 month ratio of assessments to patient IDs | 1.03 | 1.07 |

| ACTIVITY | Contract |
|-------------------------------------------------------------------------------------------|----------|
| Contract assess and fit appliances (case starts) as a percentage of Area Team case starts | 0.7 % |

Cumulative percentage of contracted UOA delivered 2019 & 2020



| Month | Adjusted Scheduled Activity (UOA) | | |
|-----------|-----------------------------------|------|------|
| | 2018 | 2019 | 2020 |
| April | 0 | 21 | 21 |
| May | 0 | 24 | 42 |
| June | 0 | 114 | 42 |
| July | 0 | 138 | 65 |
| August | 23 | 164 | 65 |
| September | 108 | 206 | 93 |
| October | 172 | 228 | - |
| November | 195 | 251 | - |
| December | 238 | 293 | - |
| January | 261 | 405 | - |
| February | 288 | 537 | - |
| March | 309 | 709 | - |
| April | 309 | 730 | - |
| May | 310 | 772 | - |
| June | 311 | 773 | - |

QUANTITY METRICS (rolling 12 month period)

| | Contract Quantity | Contract Base Number | Contract * | Area Team | Region | England |
|----------------------------------------------------------------------------------|-------------------|----------------------|------------|-----------|--------|---------|
| % of all assessments that were assess and fit appliances (case starts) | 30 | 60 | 50.0% | 61.2% | 56.3% | 57.9% |
| % of all assessments that were assess and refuse | 14 | 60 | 23.3% | 14.9% | 11.8% | 12.4% |
| % of all assessments that were assess and review | 16 | 60 | 26.7% | 23.9% | 31.9% | 29.7% |
| % of case starts with a reported IOTN of 3 and Aesthetic Component of 5 or below | 0 | 30 | <i>N/A</i> | 0.0% | 0.2% | 0.1% |
| % of case starts with a reported IOTN of 3 and Aesthetic Component of 6 or above | 0 | 30 | <i>N/A</i> | 2.9% | 4.0% | 4.0% |
| % of case starts with a reported IOTN of 4 | 25 | 30 | 83.3% | 79.5% | 76.4% | 78.0% |
| % of case starts with a reported IOTN of 5 | 5 | 30 | 16.7% | 16.4% | 17.9% | 16.6% |
| % of concluded courses in receipt of dual-arch fixed appliances | 5 | 18 | 27.8% | 85.8% | 70.6% | 74.0% |
| % of concluded courses where treatment was abandoned or discontinued | 4 | 18 | 22.2% | 8.4% | 9.8% | 8.5% |
| % of patients satisfied with the treatment they have received | 0 | 0 | <i>N/A</i> | 88.9% | 94.8% | 95.5% |

* Figures in italics indicate that the base number is less than 100.

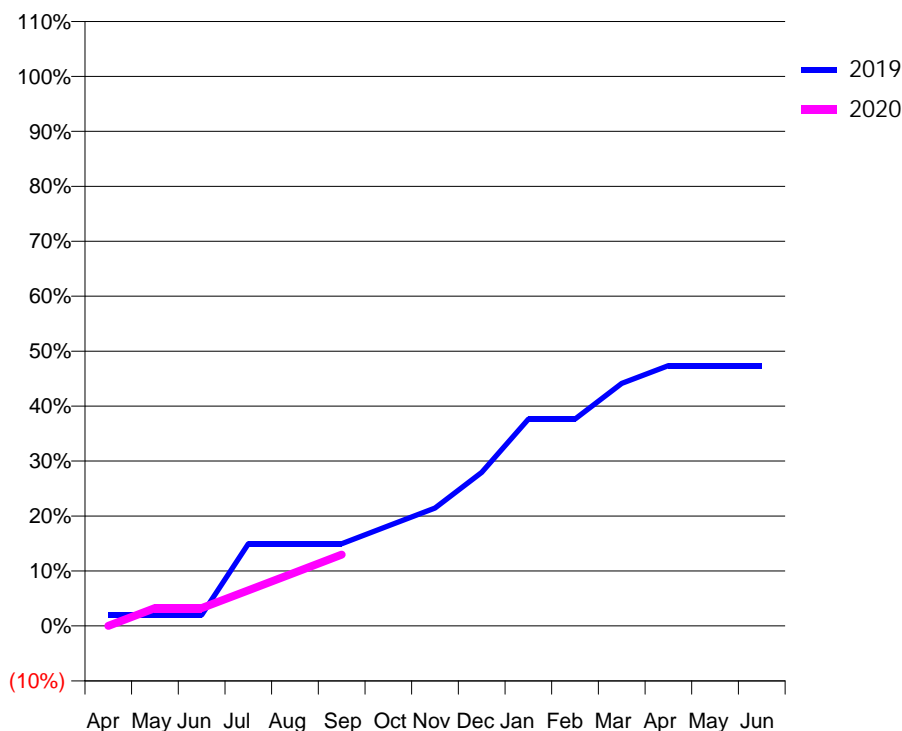
Q60 - Vital Signs Orthodontic At a Glance Contract Report for 101281/0063 - September 2019

| | | | |
|----------------------|-------------------------|---------------------------------------------|---------------|
| Name or company name | OASIS DENTAL CARE LTD | 19/20 Contracted general activity (UDA) | 63,000 |
| Contract type name | GDS Contract | Carry forward general activity (UDA) | 0 |
| Purpose of contract | General and Orthodontic | 19/20 Contracted orthodontic activity (UOA) | 648 |
| Contract start date | 01/04/2006 | Carry forward orthodontic activity (UOA) | 0 |
| Contract end date | | Baseline contract value | £1,649,360.09 |

| ACCESS | Contract | England and Wales |
|----------------------------------------------|----------|-------------------|
| 24 month ratio of assessments to patient IDs | 1.00 | 1.07 |

| ACTIVITY | Contract |
|-------------------------------------------------------------------------------------------|----------|
| Contract assess and fit appliances (case starts) as a percentage of Area Team case starts | 0.3 % |

Cumulative percentage of contracted UOA delivered 2019 & 2020



| Month | Adjusted Scheduled Activity (UOA) | | |
|-----------|-----------------------------------|------|------|
| | 2018 | 2019 | 2020 |
| April | 29 | 13 | 0 |
| May | 29 | 13 | 21 |
| June | 50 | 13 | 21 |
| July | 71 | 97 | 42 |
| August | 71 | 97 | 63 |
| September | 180 | 97 | 84 |
| October | 201 | 118 | |
| November | 222 | 139 | |
| December | 222 | 181 | |
| January | 306 | 244 | |
| February | 537 | 244 | |
| March | 537 | 286 | |
| April | 663 | 307 | |
| May | 663 | 307 | |
| June | 663 | 307 | |

QUANTITY METRICS (rolling 12 month period)

| | Contract Quantity | Contract Base Number | Contract * | Area Team | Region | England |
|----------------------------------------------------------------------------------|-------------------|----------------------|------------|-----------|--------|---------|
| % of all assessments that were assess and fit appliances (case starts) | 14 | 15 | 93.3% | 61.2% | 56.3% | 57.9% |
| % of all assessments that were assess and refuse | 1 | 15 | 6.7% | 14.9% | 11.8% | 12.4% |
| % of all assessments that were assess and review | 0 | 15 | 0.0% | 23.9% | 31.9% | 29.7% |
| % of case starts with a reported IOTN of 3 and Aesthetic Component of 5 or below | 0 | 14 | N/A | 0.0% | 0.2% | 0.1% |
| % of case starts with a reported IOTN of 3 and Aesthetic Component of 6 or above | 0 | 14 | N/A | 2.9% | 4.0% | 4.0% |
| % of case starts with a reported IOTN of 4 | 13 | 14 | 92.9% | 79.5% | 76.4% | 78.0% |
| % of case starts with a reported IOTN of 5 | 1 | 14 | 7.1% | 16.4% | 17.9% | 16.6% |
| % of concluded courses in receipt of dual-arch fixed appliances | 9 | 11 | 81.8% | 85.8% | 70.6% | 74.0% |
| % of concluded courses where treatment was abandoned or discontinued | 1 | 11 | 9.1% | 8.4% | 9.8% | 8.5% |
| % of patients satisfied with the treatment they have received | 0 | 0 | N/A | 88.9% | 94.8% | 95.5% |

* Figures in italics indicate that the base number is less than 100.

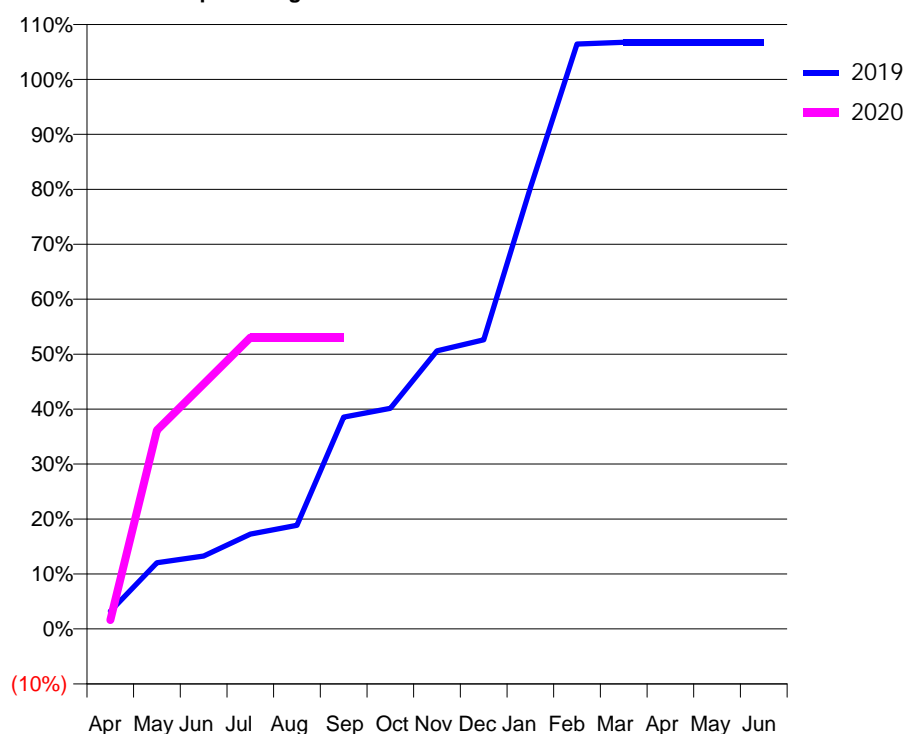
Q60 - Vital Signs Orthodontic At a Glance Contract Report for 106313/0001 - September 2019

| | | | |
|----------------------|----------------------------------------------|---------------------------------------------|-------------|
| Name or company name | Butler and Finnigan Dental Practice (BC) Ltd | 19/20 Contracted general activity (UDA) | 10,500 |
| Contract type name | GDS Contract | Carry forward general activity (UDA) | 0 |
| Purpose of contract | General and Orthodontic | 19/20 Contracted orthodontic activity (UOA) | 249 |
| Contract start date | 01/04/2014 | Carry forward orthodontic activity (UOA) | -4 |
| Contract end date | | Baseline contract value | £272,211.31 |

| ACCESS | Contract | England and Wales |
|----------------------------------------------|----------|-------------------|
| 24 month ratio of assessments to patient IDs | 1.25 | 1.07 |

| ACTIVITY | Contract |
|-------------------------------------------------------------------------------------------|----------|
| Contract assess and fit appliances (case starts) as a percentage of Area Team case starts | 0.3 % |

Cumulative percentage of contracted UOA delivered 2019 & 2020



| Month | Adjusted Scheduled Activity (UOA) | | |
|-----------|-----------------------------------|------|------|
| | 2018 | 2019 | 2020 |
| April | 0 | 8 | 4 |
| May | 21 | 30 | 90 |
| June | 42 | 33 | 111 |
| July | 42 | 43 | 132 |
| August | 42 | 47 | 132 |
| September | 63 | 96 | 132 |
| October | 85 | 100 | |
| November | 127 | 126 | |
| December | 128 | 131 | |
| January | 129 | 200 | |
| February | 176 | 265 | |
| March | 242 | 266 | |
| April | 264 | 266 | |
| May | 264 | 266 | |
| June | 264 | 266 | |

QUANTITY METRICS (rolling 12 month period)

| | Contract Quantity | Contract Base Number | Contract * | Area Team | Region | England |
|----------------------------------------------------------------------------------|-------------------|----------------------|------------|-----------|--------|---------|
| % of all assessments that were assess and fit appliances (case starts) | 13 | 37 | 35.1% | 61.2% | 56.3% | 57.9% |
| % of all assessments that were assess and refuse | 1 | 37 | 2.7% | 14.9% | 11.8% | 12.4% |
| % of all assessments that were assess and review | 23 | 37 | 62.2% | 23.9% | 31.9% | 29.7% |
| % of case starts with a reported IOTN of 3 and Aesthetic Component of 5 or below | 0 | 13 | <i>N/A</i> | 0.0% | 0.2% | 0.1% |
| % of case starts with a reported IOTN of 3 and Aesthetic Component of 6 or above | 0 | 13 | <i>N/A</i> | 2.9% | 4.0% | 4.0% |
| % of case starts with a reported IOTN of 4 | 8 | 13 | 61.5% | 79.5% | 76.4% | 78.0% |
| % of case starts with a reported IOTN of 5 | 5 | 13 | 38.5% | 16.4% | 17.9% | 16.6% |
| % of concluded courses in receipt of dual-arch fixed appliances | 0 | 5 | <i>N/A</i> | 85.8% | 70.6% | 74.0% |
| % of concluded courses where treatment was abandoned or discontinued | 1 | 5 | 20.0% | 8.4% | 9.8% | 8.5% |
| % of patients satisfied with the treatment they have received | 0 | 0 | <i>N/A</i> | 88.9% | 94.8% | 95.5% |

* Figures in italics indicate that the base number is less than 100.

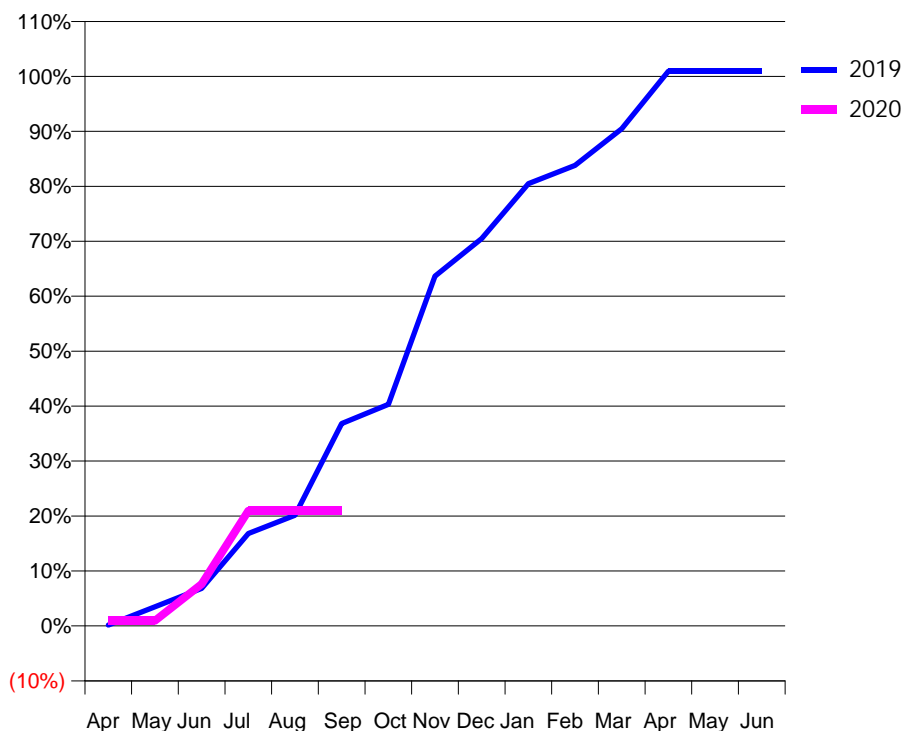
Q60 - Vital Signs Orthodontic At a Glance Contract Report for 107220/0001 - September 2019

| | | | |
|----------------------|-----------------------------------|---------------------------------------------|-------------|
| Name or company name | Castle View House Dental Practice | 19/20 Contracted general activity (UDA) | 25,580 |
| Contract type name | GDS Contract | Carry forward general activity (UDA) | 0 |
| Purpose of contract | General and Orthodontic | 19/20 Contracted orthodontic activity (UOA) | 630 |
| Contract start date | 01/04/2014 | Carry forward orthodontic activity (UOA) | -6 |
| Contract end date | | Baseline contract value | £836,092.15 |

| ACCESS | Contract | England and Wales |
|----------------------------------------------|----------|-------------------|
| 24 month ratio of assessments to patient IDs | 1.02 | 1.07 |

| ACTIVITY | Contract |
|-------------------------------------------------------------------------------------------|----------|
| Contract assess and fit appliances (case starts) as a percentage of Area Team case starts | 0.7 % |

Cumulative percentage of contracted UOA delivered 2019 & 2020



| Month | Adjusted Scheduled Activity (UOA) | | |
|-----------|-----------------------------------|------|------|
| | 2018 | 2019 | 2020 |
| April | 21 | 1 | 6 |
| May | 105 | 22 | 6 |
| June | 210 | 43 | 48 |
| July | 442 | 106 | 132 |
| August | 484 | 127 | 132 |
| September | 484 | 232 | 132 |
| October | 484 | 254 | |
| November | 505 | 401 | |
| December | 526 | 444 | |
| January | 547 | 507 | |
| February | 568 | 528 | |
| March | 589 | 570 | |
| April | 589 | 636 | |
| May | 610 | 636 | |
| June | 631 | 636 | |

QUANTITY METRICS (rolling 12 month period)

| | Contract Quantity | Contract Base Number | Contract * | Area Team | Region | England |
|----------------------------------------------------------------------------------|-------------------|----------------------|------------|-----------|--------|---------|
| % of all assessments that were assess and fit appliances (case starts) | 27 | 32 | 84.4% | 61.2% | 56.3% | 57.9% |
| % of all assessments that were assess and refuse | 0 | 32 | 0.0% | 14.9% | 11.8% | 12.4% |
| % of all assessments that were assess and review | 5 | 32 | 15.6% | 23.9% | 31.9% | 29.7% |
| % of case starts with a reported IOTN of 3 and Aesthetic Component of 5 or below | 0 | 27 | N/A | 0.0% | 0.2% | 0.1% |
| % of case starts with a reported IOTN of 3 and Aesthetic Component of 6 or above | 0 | 27 | N/A | 2.9% | 4.0% | 4.0% |
| % of case starts with a reported IOTN of 4 | 27 | 27 | 100.0% | 79.5% | 76.4% | 78.0% |
| % of case starts with a reported IOTN of 5 | 0 | 27 | N/A | 16.4% | 17.9% | 16.6% |
| % of concluded courses in receipt of dual-arch fixed appliances | 11 | 13 | 84.6% | 85.8% | 70.6% | 74.0% |
| % of concluded courses where treatment was abandoned or discontinued | 2 | 13 | 15.4% | 8.4% | 9.8% | 8.5% |
| % of patients satisfied with the treatment they have received | 0 | 0 | N/A | 88.9% | 94.8% | 95.5% |

* Figures in italics indicate that the base number is less than 100.

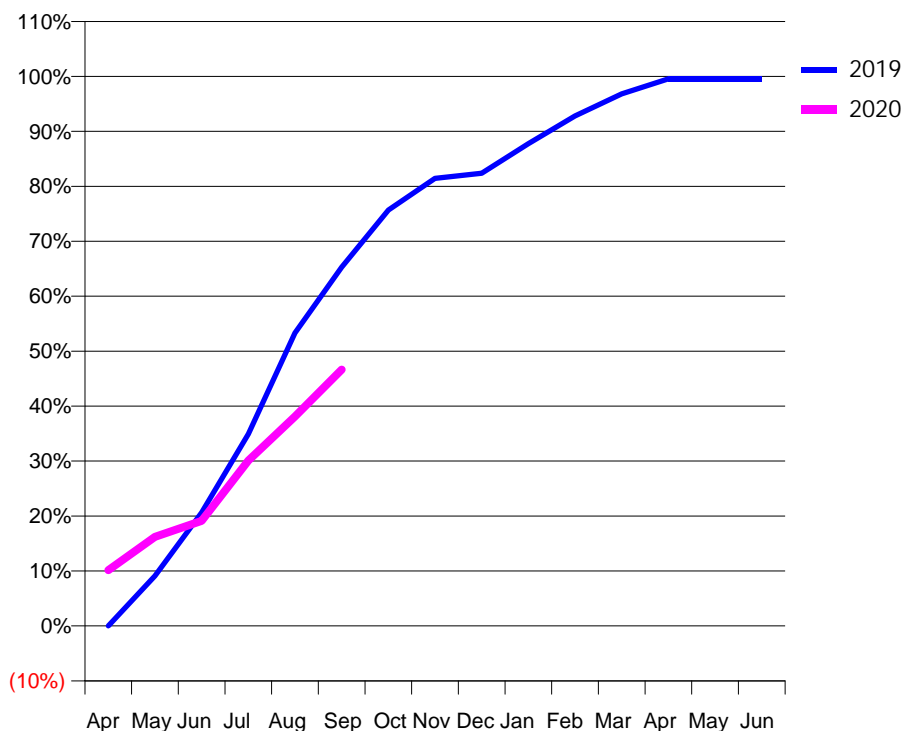
Q60 - Vital Signs Orthodontic At a Glance Contract Report for 111295/0001 - September 2019

| | | | |
|----------------------|------------------------------|---------------------------------------------|-------------|
| Name or company name | Modwena Orthodontics Limited | 19/20 Contracted general activity (UDA) | 0 |
| Contract type name | PDS Contract | Carry forward general activity (UDA) | 0 |
| Purpose of contract | Orthodontic | 19/20 Contracted orthodontic activity (UOA) | 10,106 |
| Contract start date | 01/10/2014 | Carry forward orthodontic activity (UOA) | 45 |
| Contract end date | 21/08/2020 | Baseline contract value | £554,685.36 |

| ACCESS | Contract | England and Wales |
|----------------------------------------------|----------|-------------------|
| 24 month ratio of assessments to patient IDs | 1.08 | 1.07 |

| ACTIVITY | Contract |
|-------------------------------------------------------------------------------------------|----------|
| Contract assess and fit appliances (case starts) as a percentage of Area Team case starts | 9.2 % |

Cumulative percentage of contracted UOA delivered 2019 & 2020



| Month | Adjusted Scheduled Activity (UOA) | | |
|-----------|-----------------------------------|--------|-------|
| | 2018 | 2019 | 2020 |
| April | 968 | 0 | 1,026 |
| May | 1,768 | 922 | 1,638 |
| June | 2,235 | 2,087 | 1,933 |
| July | 3,101 | 3,531 | 3,042 |
| August | 3,748 | 5,386 | 3,852 |
| September | 4,297 | 6,599 | 4,715 |
| October | 4,692 | 7,648 | |
| November | 5,447 | 8,230 | |
| December | 6,208 | 8,325 | |
| January | 6,819 | 8,868 | |
| February | 8,111 | 9,378 | |
| March | 9,912 | 9,785 | |
| April | 10,944 | 10,061 | |
| May | 11,406 | 10,061 | |
| June | 11,406 | 10,061 | |

QUANTITY METRICS (rolling 12 month period)

| | Contract Quantity | Contract Base Number | Contract * | Area Team | Region | England |
|----------------------------------------------------------------------------------|-------------------|----------------------|------------|-----------|--------|---------|
| % of all assessments that were assess and fit appliances (case starts) | 380 | 699 | 54.4% | 61.2% | 56.3% | 57.9% |
| % of all assessments that were assess and refuse | 33 | 699 | 4.7% | 14.9% | 11.8% | 12.4% |
| % of all assessments that were assess and review | 286 | 699 | 40.9% | 23.9% | 31.9% | 29.7% |
| % of case starts with a reported IOTN of 3 and Aesthetic Component of 5 or below | 0 | 380 | N/A | 0.0% | 0.2% | 0.1% |
| % of case starts with a reported IOTN of 3 and Aesthetic Component of 6 or above | 9 | 380 | 2.4% | 2.9% | 4.0% | 4.0% |
| % of case starts with a reported IOTN of 4 | 335 | 380 | 88.2% | 79.5% | 76.4% | 78.0% |
| % of case starts with a reported IOTN of 5 | 31 | 380 | 8.2% | 16.4% | 17.9% | 16.6% |
| % of concluded courses in receipt of dual-arch fixed appliances | 415 | 487 | 85.2% | 85.8% | 70.6% | 74.0% |
| % of concluded courses where treatment was abandoned or discontinued | 22 | 487 | 4.5% | 8.4% | 9.8% | 8.5% |
| % of patients satisfied with the treatment they have received | 1 | 1 | 100.0% | 88.9% | 94.8% | 95.5% |

* Figures in italics indicate that the base number is less than 100.

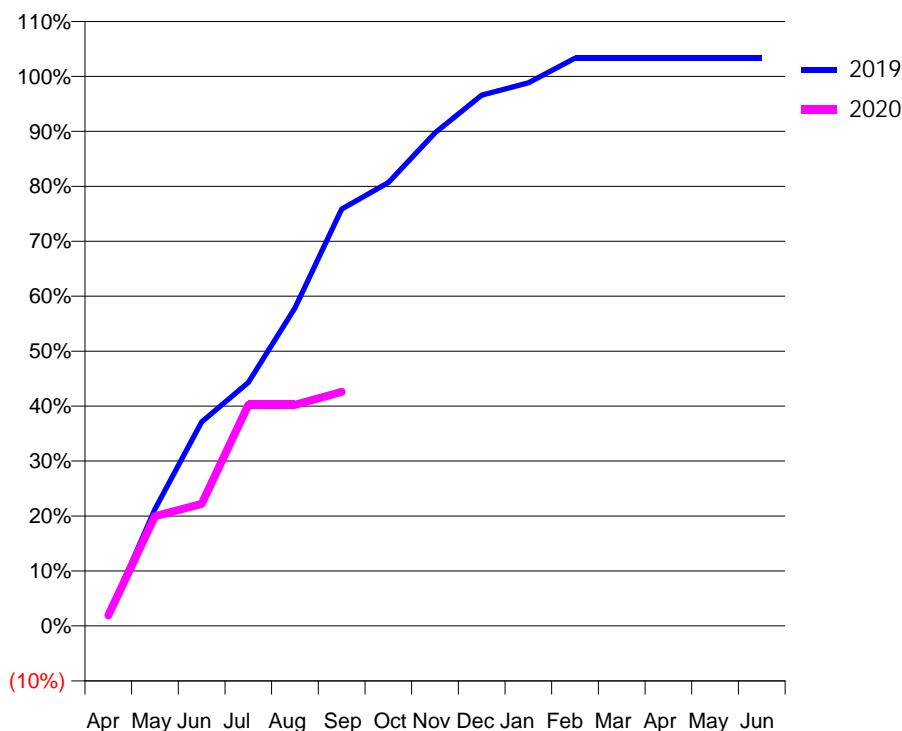
Q60 - Vital Signs Orthodontic At a Glance Contract Report for 121495/0002 - September 2019

| | | | |
|----------------------|-------------------------|---------------------------------------------|-------------|
| Name or company name | The Smileworks Ltd | 19/20 Contracted general activity (UDA) | 10,000 |
| Contract type name | GDS Contract | Carry forward general activity (UDA) | 217 |
| Purpose of contract | General and Orthodontic | 19/20 Contracted orthodontic activity (UOA) | 932 |
| Contract start date | 01/12/2009 | Carry forward orthodontic activity (UOA) | -18 |
| Contract end date | | Baseline contract value | £324,288.54 |

| ACCESS | Contract | England and Wales |
|----------------------------------------------|----------|-------------------|
| 24 month ratio of assessments to patient IDs | 1.11 | 1.07 |

| ACTIVITY | Contract |
|-------------------------------------------------------------------------------------------|----------|
| Contract assess and fit appliances (case starts) as a percentage of Area Team case starts | 0.7 % |

Cumulative percentage of contracted UOA delivered 2019 & 2020



| Month | Adjusted Scheduled Activity (UOA) | | |
|-----------|-----------------------------------|------|------|
| | 2018 | 2019 | 2020 |
| April | 12 | 17 | 18 |
| May | 14 | 198 | 186 |
| June | 15 | 346 | 207 |
| July | 15 | 413 | 375 |
| August | 15 | 539 | 375 |
| September | 382 | 707 | 397 |
| October | 488 | 752 | |
| November | 552 | 836 | |
| December | 638 | 900 | |
| January | 664 | 921 | |
| February | 754 | 963 | |
| March | 926 | 963 | |
| April | 926 | 963 | |
| May | 926 | 963 | |
| June | 926 | 963 | |

QUANTITY METRICS (rolling 12 month period)

| | Contract Quantity | Contract Base Number | Contract * | Area Team | Region | England |
|----------------------------------------------------------------------------------|-------------------|----------------------|------------|-----------|--------|---------|
| % of all assessments that were assess and fit appliances (case starts) | 31 | 36 | 86.1% | 61.2% | 56.3% | 57.9% |
| % of all assessments that were assess and refuse | 1 | 36 | 2.8% | 14.9% | 11.8% | 12.4% |
| % of all assessments that were assess and review | 4 | 36 | 11.1% | 23.9% | 31.9% | 29.7% |
| % of case starts with a reported IOTN of 3 and Aesthetic Component of 5 or below | 0 | 31 | <i>N/A</i> | 0.0% | 0.2% | 0.1% |
| % of case starts with a reported IOTN of 3 and Aesthetic Component of 6 or above | 0 | 31 | <i>N/A</i> | 2.9% | 4.0% | 4.0% |
| % of case starts with a reported IOTN of 4 | 30 | 31 | 96.8% | 79.5% | 76.4% | 78.0% |
| % of case starts with a reported IOTN of 5 | 1 | 31 | 3.2% | 16.4% | 17.9% | 16.6% |
| % of concluded courses in receipt of dual-arch fixed appliances | 47 | 52 | 90.4% | 85.8% | 70.6% | 74.0% |
| % of concluded courses where treatment was abandoned or discontinued | 2 | 52 | 3.8% | 8.4% | 9.8% | 8.5% |
| % of patients satisfied with the treatment they have received | 0 | 0 | <i>N/A</i> | 88.9% | 94.8% | 95.5% |

* Figures in italics indicate that the base number is less than 100.

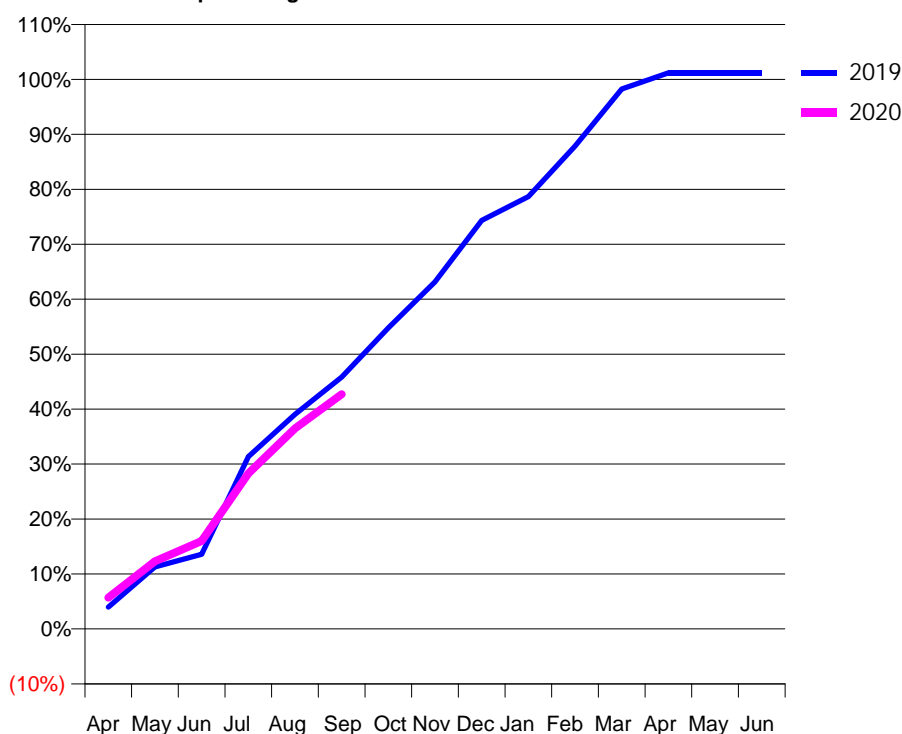
Q60 - Vital Signs Orthodontic At a Glance Contract Report for 134864/0001 - September 2019

| | | | |
|----------------------|--------------------------|---------------------------------------------|-------------|
| Name or company name | ARC Orthodontics Limited | 19/20 Contracted general activity (UDA) | 0 |
| Contract type name | PDS Contract | Carry forward general activity (UDA) | 0 |
| Purpose of contract | Orthodontic | 19/20 Contracted orthodontic activity (UOA) | 6,500 |
| Contract start date | 01/11/2014 | Carry forward orthodontic activity (UOA) | -76 |
| Contract end date | 21/08/2020 | Baseline contract value | £451,707.89 |

| ACCESS | Contract | England and Wales |
|----------------------------------------------|----------|-------------------|
| 24 month ratio of assessments to patient IDs | 1.03 | 1.07 |

| ACTIVITY | Contract |
|-------------------------------------------------------------------------------------------|----------|
| Contract assess and fit appliances (case starts) as a percentage of Area Team case starts | 7.1 % |

Cumulative percentage of contracted UOA delivered 2019 & 2020



| Month | Adjusted Scheduled Activity (UOA) | | |
|-----------|-----------------------------------|-------|-------|
| | 2018 | 2019 | 2020 |
| April | 90 | 258 | 370 |
| May | 238 | 734 | 801 |
| June | 759 | 885 | 1,040 |
| July | 1,624 | 2,038 | 1,840 |
| August | 2,500 | 2,538 | 2,372 |
| September | 3,137 | 2,979 | 2,775 |
| October | 3,685 | 3,562 | |
| November | 4,268 | 4,104 | |
| December | 4,639 | 4,832 | |
| January | 5,127 | 5,112 | |
| February | 5,704 | 5,711 | |
| March | 6,116 | 6,386 | |
| April | 6,636 | 6,576 | |
| May | 6,636 | 6,576 | |
| June | 6,636 | 6,576 | |

QUANTITY METRICS (rolling 12 month period)

| | Contract Quantity | Contract Base Number | Contract * | Area Team | Region | England |
|----------------------------------------------------------------------------------|-------------------|----------------------|------------|-----------|--------|---------|
| % of all assessments that were assess and fit appliances (case starts) | 294 | 601 | 48.9% | 61.2% | 56.3% | 57.9% |
| % of all assessments that were assess and refuse | 239 | 601 | 39.8% | 14.9% | 11.8% | 12.4% |
| % of all assessments that were assess and review | 68 | 601 | 11.3% | 23.9% | 31.9% | 29.7% |
| % of case starts with a reported IOTN of 3 and Aesthetic Component of 5 or below | 0 | 294 | N/A | 0.0% | 0.2% | 0.1% |
| % of case starts with a reported IOTN of 3 and Aesthetic Component of 6 or above | 13 | 294 | 4.4% | 2.9% | 4.0% | 4.0% |
| % of case starts with a reported IOTN of 4 | 240 | 294 | 81.6% | 79.5% | 76.4% | 78.0% |
| % of case starts with a reported IOTN of 5 | 40 | 294 | 13.6% | 16.4% | 17.9% | 16.6% |
| % of concluded courses in receipt of dual-arch fixed appliances | 257 | 315 | 81.6% | 85.8% | 70.6% | 74.0% |
| % of concluded courses where treatment was abandoned or discontinued | 21 | 315 | 6.7% | 8.4% | 9.8% | 8.5% |
| % of patients satisfied with the treatment they have received | 3 | 3 | 100.0% | 88.9% | 94.8% | 95.5% |

* Figures in italics indicate that the base number is less than 100.

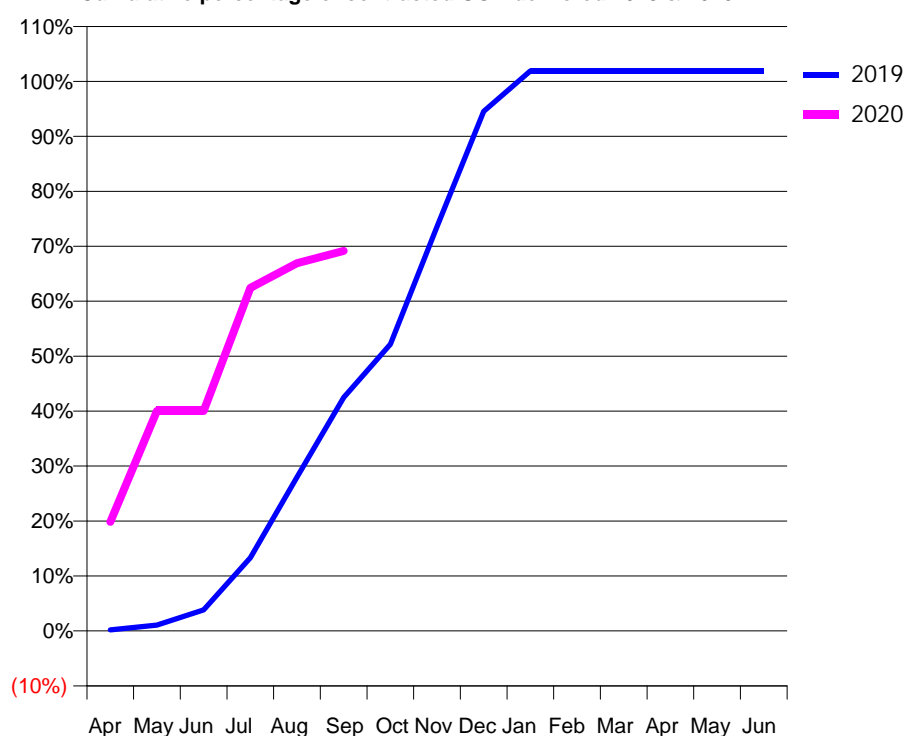
Q60 - Vital Signs Orthodontic At a Glance Contract Report for 139920/0001 - September 2019

| | | | |
|----------------------|-------------------------|---------------------------------------------|---------------|
| Name or company name | Shelton Dental Centre | 19/20 Contracted general activity (UDA) | 47,905 |
| Contract type name | GDS Contract | Carry forward general activity (UDA) | -226 |
| Purpose of contract | General and Orthodontic | 19/20 Contracted orthodontic activity (UOA) | 937 |
| Contract start date | 01/04/2012 | Carry forward orthodontic activity (UOA) | -18 |
| Contract end date | | Baseline contract value | £1,179,176.12 |

| ACCESS | Contract | England and Wales |
|----------------------------------------------|----------|-------------------|
| 24 month ratio of assessments to patient IDs | 1.13 | 1.07 |

| ACTIVITY | Contract |
|-------------------------------------------------------------------------------------------|----------|
| Contract assess and fit appliances (case starts) as a percentage of Area Team case starts | 1.3 % |

Cumulative percentage of contracted UOA delivered 2019 & 2020



| Month | Adjusted Scheduled Activity (UOA) | | |
|-----------|-----------------------------------|------|------|
| | 2018 | 2019 | 2020 |
| April | -31 | 2 | 186 |
| May | 34 | 10 | 375 |
| June | 57 | 36 | 375 |
| July | 226 | 125 | 585 |
| August | 229 | 262 | 627 |
| September | 335 | 398 | 648 |
| October | 423 | 489 | |
| November | 489 | 689 | |
| December | 574 | 886 | |
| January | 637 | 955 | |
| February | 704 | 955 | |
| March | 751 | 955 | |
| April | 816 | 955 | |
| May | 879 | 955 | |
| June | 879 | 955 | |

QUANTITY METRICS (rolling 12 month period)

| | Contract Quantity | Contract Base Number | Contract * | Area Team | Region | England |
|----------------------------------------------------------------------------------|-------------------|----------------------|------------|-----------|--------|---------|
| % of all assessments that were assess and fit appliances (case starts) | 55 | 87 | 63.2% | 61.2% | 56.3% | 57.9% |
| % of all assessments that were assess and refuse | 4 | 87 | 4.6% | 14.9% | 11.8% | 12.4% |
| % of all assessments that were assess and review | 28 | 87 | 32.2% | 23.9% | 31.9% | 29.7% |
| % of case starts with a reported IOTN of 3 and Aesthetic Component of 5 or below | 0 | 55 | <i>N/A</i> | 0.0% | 0.2% | 0.1% |
| % of case starts with a reported IOTN of 3 and Aesthetic Component of 6 or above | 0 | 55 | <i>N/A</i> | 2.9% | 4.0% | 4.0% |
| % of case starts with a reported IOTN of 4 | 22 | 55 | 40.0% | 79.5% | 76.4% | 78.0% |
| % of case starts with a reported IOTN of 5 | 0 | 55 | <i>N/A</i> | 16.4% | 17.9% | 16.6% |
| % of concluded courses in receipt of dual-arch fixed appliances | 27 | 30 | 90.0% | 85.8% | 70.6% | 74.0% |
| % of concluded courses where treatment was abandoned or discontinued | 3 | 30 | 10.0% | 8.4% | 9.8% | 8.5% |
| % of patients satisfied with the treatment they have received | 0 | 0 | <i>N/A</i> | 88.9% | 94.8% | 95.5% |

* Figures in italics indicate that the base number is less than 100.

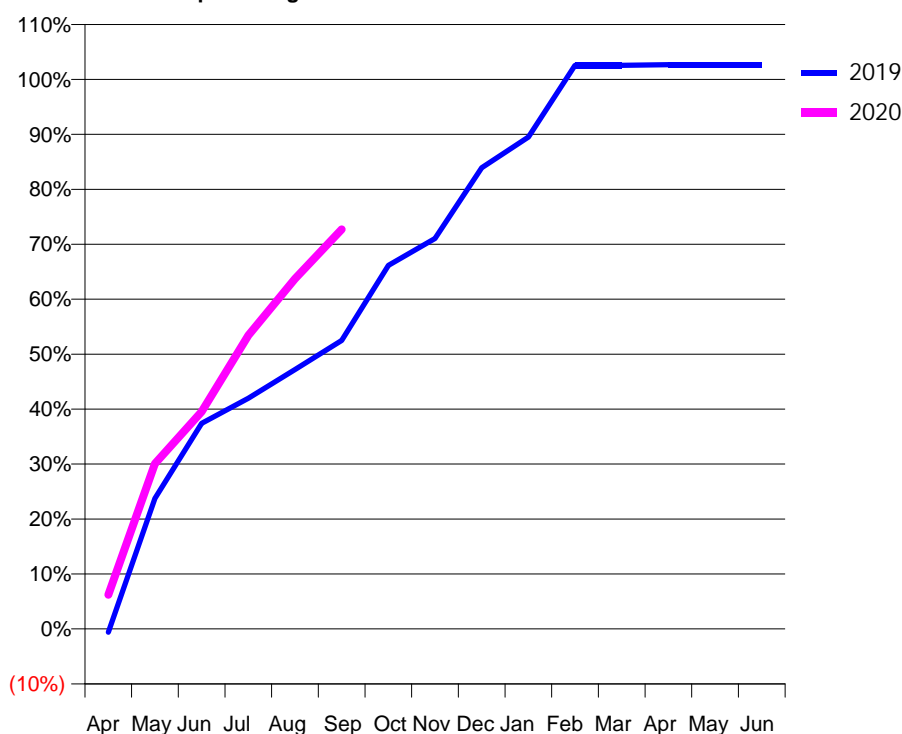
Q60 - Vital Signs Orthodontic At a Glance Contract Report for 140015/0001 - September 2019

| | | | |
|----------------------|---------------------------|---------------------------------------------|-------------|
| Name or company name | Shropshire Dental Limited | 19/20 Contracted general activity (UDA) | 16,278 |
| Contract type name | GDS Contract | Carry forward general activity (UDA) | -325 |
| Purpose of contract | General and Orthodontic | 19/20 Contracted orthodontic activity (UOA) | 981 |
| Contract start date | 01/10/2014 | Carry forward orthodontic activity (UOA) | -19 |
| Contract end date | | Baseline contract value | £476,480.20 |

| ACCESS | Contract | England and Wales |
|----------------------------------------------|----------|-------------------|
| 24 month ratio of assessments to patient IDs | 1.14 | 1.07 |

| ACTIVITY | Contract |
|-------------------------------------------------------------------------------------------|----------|
| Contract assess and fit appliances (case starts) as a percentage of Area Team case starts | 1.3 % |

Cumulative percentage of contracted UOA delivered 2019 & 2020



| Month | Adjusted Scheduled Activity (UOA) | | |
|-----------|-----------------------------------|-------|------|
| | 2018 | 2019 | 2020 |
| April | -11 | -6 | 61 |
| May | 102 | 233 | 295 |
| June | 167 | 367 | 388 |
| July | 277 | 412 | 524 |
| August | 433 | 463 | 625 |
| September | 528 | 515 | 713 |
| October | 642 | 649 | |
| November | 712 | 697 | |
| December | 712 | 823 | |
| January | 969 | 878 | |
| February | 969 | 1,006 | |
| March | 974 | 1,006 | |
| April | 974 | 1,007 | |
| May | 975 | 1,007 | |
| June | 975 | 1,007 | |

QUANTITY METRICS (rolling 12 month period)

| | Contract Quantity | Contract Base Number | Contract * | Area Team | Region | England |
|----------------------------------------------------------------------------------|-------------------|----------------------|------------|-----------|--------|---------|
| % of all assessments that were assess and fit appliances (case starts) | 53 | 162 | 32.7% | 61.2% | 56.3% | 57.9% |
| % of all assessments that were assess and refuse | 35 | 162 | 21.6% | 14.9% | 11.8% | 12.4% |
| % of all assessments that were assess and review | 74 | 162 | 45.7% | 23.9% | 31.9% | 29.7% |
| % of case starts with a reported IOTN of 3 and Aesthetic Component of 5 or below | 0 | 53 | <i>N/A</i> | 0.0% | 0.2% | 0.1% |
| % of case starts with a reported IOTN of 3 and Aesthetic Component of 6 or above | 1 | 53 | 1.9% | 2.9% | 4.0% | 4.0% |
| % of case starts with a reported IOTN of 4 | 45 | 53 | 84.9% | 79.5% | 76.4% | 78.0% |
| % of case starts with a reported IOTN of 5 | 6 | 53 | 11.3% | 16.4% | 17.9% | 16.6% |
| % of concluded courses in receipt of dual-arch fixed appliances | 47 | 58 | 81.0% | 85.8% | 70.6% | 74.0% |
| % of concluded courses where treatment was abandoned or discontinued | 7 | 58 | 12.1% | 8.4% | 9.8% | 8.5% |
| % of patients satisfied with the treatment they have received | 0 | 0 | <i>N/A</i> | 88.9% | 94.8% | 95.5% |

* Figures in italics indicate that the base number is less than 100.

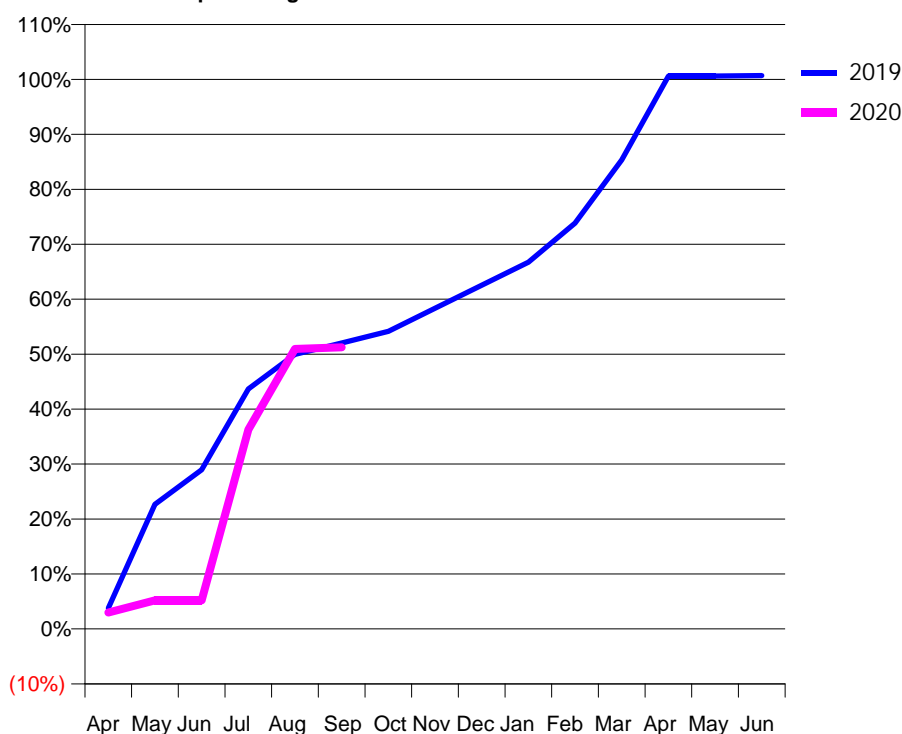
Q60 - Vital Signs Orthodontic At a Glance Contract Report for 140392/0001 - September 2019

| | | | |
|----------------------|-----------------------------------|---------------------------------------------|-------------|
| Name or company name | Regency House Dental Practice Ltd | 19/20 Contracted general activity (UDA) | 15,694 |
| Contract type name | GDS Contract | Carry forward general activity (UDA) | 0 |
| Purpose of contract | General and Orthodontic | 19/20 Contracted orthodontic activity (UOA) | 1,001 |
| Contract start date | 01/04/2008 | Carry forward orthodontic activity (UOA) | -7 |
| Contract end date | | Baseline contract value | £491,737.71 |

| ACCESS | Contract | England and Wales |
|----------------------------------------------|----------|-------------------|
| 24 month ratio of assessments to patient IDs | 1.06 | 1.07 |

| ACTIVITY | Contract |
|-------------------------------------------------------------------------------------------|----------|
| Contract assess and fit appliances (case starts) as a percentage of Area Team case starts | 1.1 % |

Cumulative percentage of contracted UOA delivered 2019 & 2020



| Month | Adjusted Scheduled Activity (UOA) | | |
|-----------|-----------------------------------|-------|------|
| | 2018 | 2019 | 2020 |
| April | -410 | 38 | 30 |
| May | -32 | 227 | 52 |
| June | 31 | 290 | 52 |
| July | 304 | 437 | 363 |
| August | 472 | 500 | 510 |
| September | 514 | 521 | 513 |
| October | 661 | 542 | |
| November | 703 | 584 | |
| December | 850 | 626 | |
| January | 850 | 668 | |
| February | 892 | 739 | |
| March | 976 | 854 | |
| April | 997 | 1,007 | |
| May | 997 | 1,007 | |
| June | 997 | 1,008 | |

QUANTITY METRICS (rolling 12 month period)

| | Contract Quantity | Contract Base Number | Contract * | Area Team | Region | England |
|----------------------------------------------------------------------------------|-------------------|----------------------|------------|-----------|--------|---------|
| % of all assessments that were assess and fit appliances (case starts) | 47 | 91 | 51.6% | 61.2% | 56.3% | 57.9% |
| % of all assessments that were assess and refuse | 4 | 91 | 4.4% | 14.9% | 11.8% | 12.4% |
| % of all assessments that were assess and review | 40 | 91 | 44.0% | 23.9% | 31.9% | 29.7% |
| % of case starts with a reported IOTN of 3 and Aesthetic Component of 5 or below | 0 | 47 | N/A | 0.0% | 0.2% | 0.1% |
| % of case starts with a reported IOTN of 3 and Aesthetic Component of 6 or above | 0 | 47 | N/A | 2.9% | 4.0% | 4.0% |
| % of case starts with a reported IOTN of 4 | 47 | 47 | 100.0% | 79.5% | 76.4% | 78.0% |
| % of case starts with a reported IOTN of 5 | 0 | 47 | N/A | 16.4% | 17.9% | 16.6% |
| % of concluded courses in receipt of dual-arch fixed appliances | 32 | 45 | 71.1% | 85.8% | 70.6% | 74.0% |
| % of concluded courses where treatment was abandoned or discontinued | 11 | 45 | 24.4% | 8.4% | 9.8% | 8.5% |
| % of patients satisfied with the treatment they have received | 0 | 0 | N/A | 88.9% | 94.8% | 95.5% |

* Figures in italics indicate that the base number is less than 100.

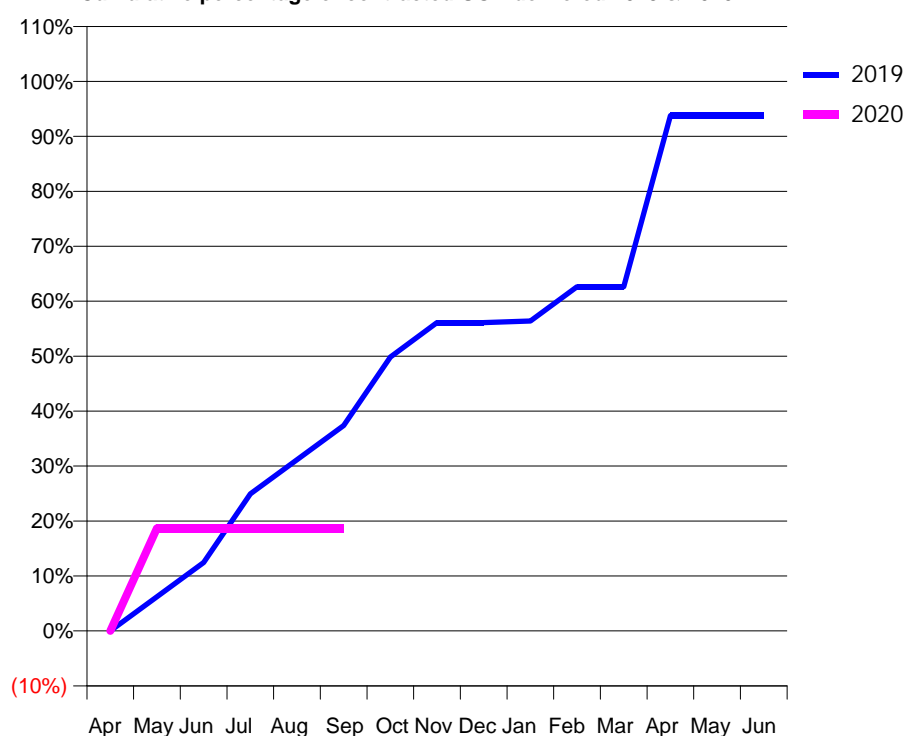
Q60 - Vital Signs Orthodontic At a Glance Contract Report for 141585/0002 - September 2019

| | | | |
|----------------------|-------------------------|---------------------------------------------|------------|
| Name or company name | Shifnal Dental Practice | 19/20 Contracted general activity (UDA) | 0 |
| Contract type name | GDS Contract | Carry forward general activity (UDA) | 0 |
| Purpose of contract | Orthodontic | 19/20 Contracted orthodontic activity (UOA) | 337 |
| Contract start date | 01/06/2008 | Carry forward orthodontic activity (UOA) | 0 |
| Contract end date | | Baseline contract value | £23,314.49 |

| ACCESS | Contract | England and Wales |
|----------------------------------------------|----------|-------------------|
| 24 month ratio of assessments to patient IDs | 1.06 | 1.07 |

| ACTIVITY | Contract |
|-------------------------------------------------------------------------------------------|----------|
| Contract assess and fit appliances (case starts) as a percentage of Area Team case starts | 0.3 % |

Cumulative percentage of contracted UOA delivered 2019 & 2020



| Month | Adjusted Scheduled Activity (UOA) | | |
|-----------|-----------------------------------|------|------|
| | 2018 | 2019 | 2020 |
| April | -8 | 0 | 0 |
| May | -8 | 21 | 63 |
| June | -8 | 42 | 63 |
| July | -8 | 84 | 63 |
| August | 55 | 105 | 63 |
| September | 55 | 126 | 63 |
| October | 76 | 168 | |
| November | 76 | 189 | |
| December | 139 | 189 | |
| January | 139 | 190 | |
| February | 202 | 211 | |
| March | 227 | 211 | |
| April | 307 | 316 | |
| May | 307 | 316 | |
| June | 307 | 316 | |

QUANTITY METRICS (rolling 12 month period)

| | Contract Quantity | Contract Base Number | Contract * | Area Team | Region | England |
|----------------------------------------------------------------------------------|-------------------|----------------------|------------|-----------|--------|---------|
| % of all assessments that were assess and fit appliances (case starts) | 12 | 13 | 92.3% | 61.2% | 56.3% | 57.9% |
| % of all assessments that were assess and refuse | 1 | 13 | 7.7% | 14.9% | 11.8% | 12.4% |
| % of all assessments that were assess and review | 0 | 13 | 0.0% | 23.9% | 31.9% | 29.7% |
| % of case starts with a reported IOTN of 3 and Aesthetic Component of 5 or below | 0 | 12 | N/A | 0.0% | 0.2% | 0.1% |
| % of case starts with a reported IOTN of 3 and Aesthetic Component of 6 or above | 0 | 12 | N/A | 2.9% | 4.0% | 4.0% |
| % of case starts with a reported IOTN of 4 | 11 | 12 | 91.7% | 79.5% | 76.4% | 78.0% |
| % of case starts with a reported IOTN of 5 | 1 | 12 | 8.3% | 16.4% | 17.9% | 16.6% |
| % of concluded courses in receipt of dual-arch fixed appliances | 0 | 11 | N/A | 85.8% | 70.6% | 74.0% |
| % of concluded courses where treatment was abandoned or discontinued | 2 | 11 | 18.2% | 8.4% | 9.8% | 8.5% |
| % of patients satisfied with the treatment they have received | 0 | 0 | N/A | 88.9% | 94.8% | 95.5% |

* Figures in italics indicate that the base number is less than 100.

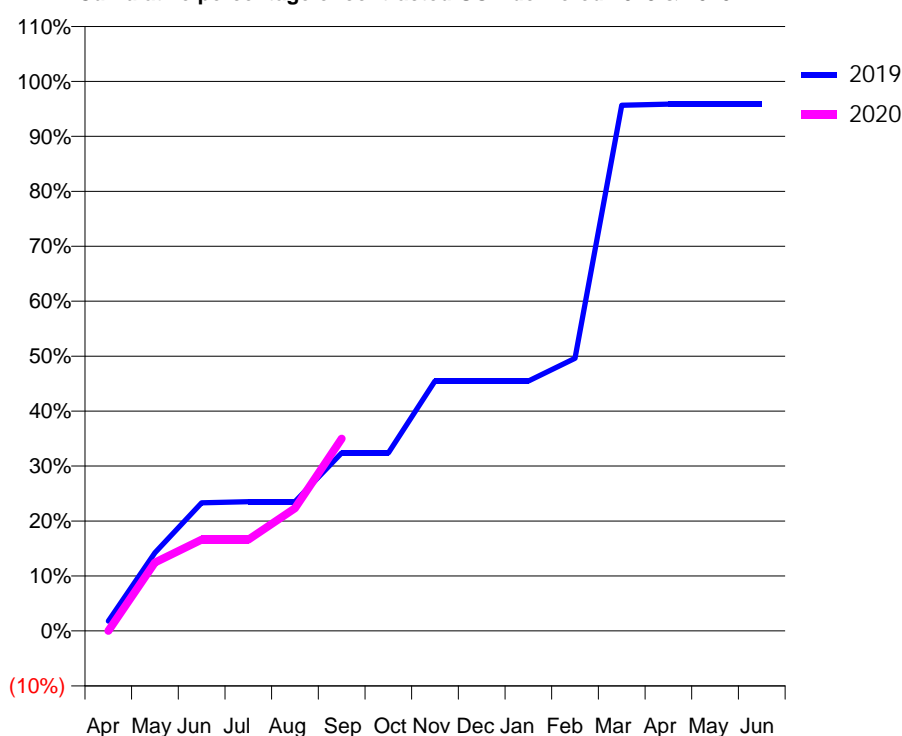
Q60 - Vital Signs Orthodontic At a Glance Contract Report for 148423/0001 - September 2019

| | | | |
|----------------------|-----------------------------------|---------------------------------------------|-------------|
| Name or company name | Kinver Dental and Implant Surgery | 19/20 Contracted general activity (UDA) | 7,076 |
| Contract type name | GDS Contract | Carry forward general activity (UDA) | 10 |
| Purpose of contract | General and Orthodontic | 19/20 Contracted orthodontic activity (UOA) | 506 |
| Contract start date | 05/01/2015 | Carry forward orthodontic activity (UOA) | 0 |
| Contract end date | | Baseline contract value | £192,376.00 |

| ACCESS | Contract | England and Wales |
|----------------------------------------------|----------|-------------------|
| 24 month ratio of assessments to patient IDs | 1.26 | 1.07 |

| ACTIVITY | Contract |
|-------------------------------------------------------------------------------------------|----------|
| Contract assess and fit appliances (case starts) as a percentage of Area Team case starts | 0.6 % |

Cumulative percentage of contracted UOA delivered 2019 & 2020



| Month | Adjusted Scheduled Activity (UOA) | | |
|-----------|-----------------------------------|------|------|
| | 2018 | 2019 | 2020 |
| April | -382 | 9 | 0 |
| May | -357 | 72 | 63 |
| June | -357 | 118 | 84 |
| July | -206 | 119 | 84 |
| August | 33 | 119 | 113 |
| September | 34 | 164 | 177 |
| October | 34 | 164 | |
| November | 187 | 230 | |
| December | 193 | 230 | |
| January | 260 | 230 | |
| February | 364 | 251 | |
| March | 388 | 484 | |
| April | 514 | 485 | |
| May | 514 | 485 | |
| June | 514 | 485 | |

QUANTITY METRICS (rolling 12 month period)

| | Contract Quantity | Contract Base Number | Contract * | Area Team | Region | England |
|----------------------------------------------------------------------------------|-------------------|----------------------|------------|-----------|--------|---------|
| % of all assessments that were assess and fit appliances (case starts) | 25 | 41 | 61.0% | 61.2% | 56.3% | 57.9% |
| % of all assessments that were assess and refuse | 6 | 41 | 14.6% | 14.9% | 11.8% | 12.4% |
| % of all assessments that were assess and review | 10 | 41 | 24.4% | 23.9% | 31.9% | 29.7% |
| % of case starts with a reported IOTN of 3 and Aesthetic Component of 5 or below | 0 | 25 | N/A | 0.0% | 0.2% | 0.1% |
| % of case starts with a reported IOTN of 3 and Aesthetic Component of 6 or above | 1 | 25 | 4.0% | 2.9% | 4.0% | 4.0% |
| % of case starts with a reported IOTN of 4 | 18 | 25 | 72.0% | 79.5% | 76.4% | 78.0% |
| % of case starts with a reported IOTN of 5 | 6 | 25 | 24.0% | 16.4% | 17.9% | 16.6% |
| % of concluded courses in receipt of dual-arch fixed appliances | 18 | 21 | 85.7% | 85.8% | 70.6% | 74.0% |
| % of concluded courses where treatment was abandoned or discontinued | 1 | 21 | 4.8% | 8.4% | 9.8% | 8.5% |
| % of patients satisfied with the treatment they have received | 0 | 0 | N/A | 88.9% | 94.8% | 95.5% |

* Figures in italics indicate that the base number is less than 100.

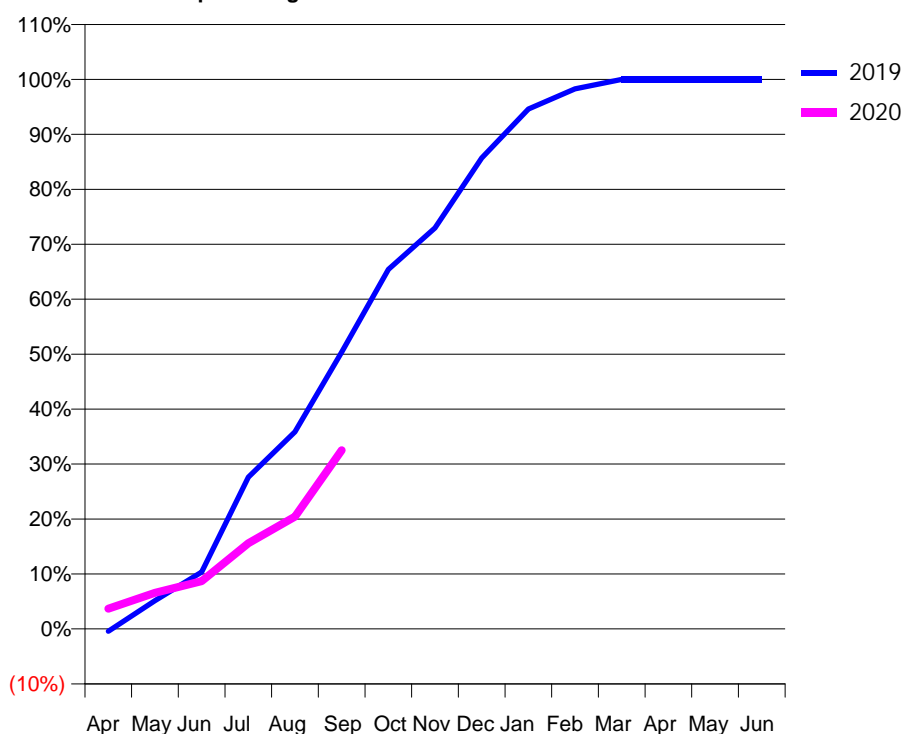
Q60 - Vital Signs Orthodontic At a Glance Contract Report for 152455/0001 - September 2019

| | | | |
|----------------------|------------------------------------|---------------------------------------------|---------------|
| Name or company name | Stoke Orthodontic Services Limited | 19/20 Contracted general activity (UDA) | 0 |
| Contract type name | PDS Contract | Carry forward general activity (UDA) | 0 |
| Purpose of contract | Orthodontic | 19/20 Contracted orthodontic activity (UOA) | 17,205 |
| Contract start date | 17/03/2010 | Carry forward orthodontic activity (UOA) | 0 |
| Contract end date | 21/08/2020 | Baseline contract value | £1,076,282.00 |

| ACCESS | Contract | England and Wales |
|----------------------------------------------|----------|-------------------|
| 24 month ratio of assessments to patient IDs | 1.02 | 1.07 |

| ACTIVITY | Contract |
|-------------------------------------------------------------------------------------------|----------|
| Contract assess and fit appliances (case starts) as a percentage of Area Team case starts | 15.8 % |

Cumulative percentage of contracted UOA delivered 2019 & 2020



| Month | Adjusted Scheduled Activity (UOA) | | |
|-----------|-----------------------------------|--------|-------|
| | 2018 | 2019 | 2020 |
| April | 150 | -78 | 635 |
| May | 2,852 | 887 | 1,131 |
| June | 5,393 | 1,780 | 1,497 |
| July | 8,703 | 4,753 | 2,683 |
| August | 10,564 | 6,173 | 3,517 |
| September | 12,078 | 8,664 | 5,591 |
| October | 15,121 | 11,257 | |
| November | 18,201 | 12,553 | |
| December | 19,534 | 14,746 | |
| January | 21,419 | 16,275 | |
| February | 22,368 | 16,908 | |
| March | 27,542 | 17,205 | |
| April | 28,362 | 17,205 | |
| May | 28,362 | 17,205 | |
| June | 28,362 | 17,205 | |

QUANTITY METRICS (rolling 12 month period)

| | Contract Quantity | Contract Base Number | Contract * | Area Team | Region | England |
|----------------------------------------------------------------------------------|-------------------|----------------------|------------|-----------|--------|---------|
| % of all assessments that were assess and fit appliances (case starts) | 654 | 1,122 | 58.3% | 61.2% | 56.3% | 57.9% |
| % of all assessments that were assess and refuse | 218 | 1,122 | 19.4% | 14.9% | 11.8% | 12.4% |
| % of all assessments that were assess and review | 250 | 1,122 | 22.3% | 23.9% | 31.9% | 29.7% |
| % of case starts with a reported IOTN of 3 and Aesthetic Component of 5 or below | 2 | 654 | 0.3% | 0.0% | 0.2% | 0.1% |
| % of case starts with a reported IOTN of 3 and Aesthetic Component of 6 or above | 48 | 654 | 7.3% | 2.9% | 4.0% | 4.0% |
| % of case starts with a reported IOTN of 4 | 455 | 654 | 69.6% | 79.5% | 76.4% | 78.0% |
| % of case starts with a reported IOTN of 5 | 148 | 654 | 22.6% | 16.4% | 17.9% | 16.6% |
| % of concluded courses in receipt of dual-arch fixed appliances | 628 | 760 | 82.6% | 85.8% | 70.6% | 74.0% |
| % of concluded courses where treatment was abandoned or discontinued | 108 | 760 | 14.2% | 8.4% | 9.8% | 8.5% |
| % of patients satisfied with the treatment they have received | 0 | 0 | N/A | 88.9% | 94.8% | 95.5% |

* Figures in italics indicate that the base number is less than 100.

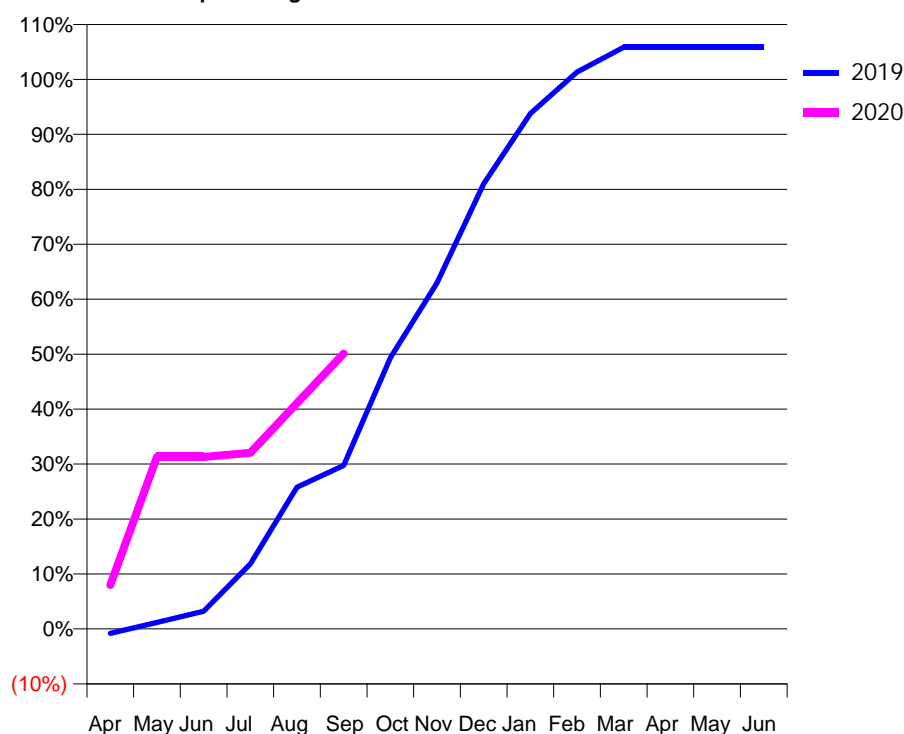
Q60 - Vital Signs Orthodontic At a Glance Contract Report for 181110/0004 - September 2019

| | | | |
|----------------------|-------------------------|---------------------------------------------|-------------|
| Name or company name | IDH Limited | 19/20 Contracted general activity (UDA) | 25,040 |
| Contract type name | GDS Contract | Carry forward general activity (UDA) | 0 |
| Purpose of contract | General and Orthodontic | 19/20 Contracted orthodontic activity (UOA) | 2,792 |
| Contract start date | 01/08/2008 | Carry forward orthodontic activity (UOA) | -55 |
| Contract end date | | Baseline contract value | £806,070.26 |

| ACCESS | Contract | England and Wales |
|----------------------------------------------|----------|-------------------|
| 24 month ratio of assessments to patient IDs | 1.01 | 1.07 |

| ACTIVITY | Contract |
|-------------------------------------------------------------------------------------------|----------|
| Contract assess and fit appliances (case starts) as a percentage of Area Team case starts | 4.0 % |

Cumulative percentage of contracted UOA delivered 2019 & 2020



| Month | Adjusted Scheduled Activity (UOA) | | |
|-----------|-----------------------------------|-------|-------|
| | 2018 | 2019 | 2020 |
| April | 97 | -23 | 223 |
| May | 185 | 33 | 874 |
| June | 311 | 90 | 874 |
| July | 389 | 330 | 895 |
| August | 594 | 720 | 1,147 |
| September | 774 | 830 | 1,399 |
| October | 1,055 | 1,378 | |
| November | 1,351 | 1,757 | |
| December | 1,555 | 2,261 | |
| January | 1,628 | 2,618 | |
| February | 1,983 | 2,829 | |
| March | 2,535 | 2,955 | |
| April | 2,689 | 2,955 | |
| May | 2,710 | 2,955 | |
| June | 2,710 | 2,955 | |

QUANTITY METRICS (rolling 12 month period)

| | Contract Quantity | Contract Base Number | Contract * | Area Team | Region | England |
|----------------------------------------------------------------------------------|-------------------|----------------------|------------|-----------|--------|---------|
| % of all assessments that were assess and fit appliances (case starts) | 165 | 169 | 97.6% | 61.2% | 56.3% | 57.9% |
| % of all assessments that were assess and refuse | 1 | 169 | 0.6% | 14.9% | 11.8% | 12.4% |
| % of all assessments that were assess and review | 3 | 169 | 1.8% | 23.9% | 31.9% | 29.7% |
| % of case starts with a reported IOTN of 3 and Aesthetic Component of 5 or below | 0 | 165 | N/A | 0.0% | 0.2% | 0.1% |
| % of case starts with a reported IOTN of 3 and Aesthetic Component of 6 or above | 5 | 165 | 3.0% | 2.9% | 4.0% | 4.0% |
| % of case starts with a reported IOTN of 4 | 145 | 165 | 87.9% | 79.5% | 76.4% | 78.0% |
| % of case starts with a reported IOTN of 5 | 15 | 165 | 9.1% | 16.4% | 17.9% | 16.6 % |
| % of concluded courses in receipt of dual-arch fixed appliances | 79 | 85 | 92.9% | 85.8% | 70.6% | 74.0% |
| % of concluded courses where treatment was abandoned or discontinued | 3 | 85 | 3.5% | 8.4% | 9.8% | 8.5% |
| % of patients satisfied with the treatment they have received | 1 | 1 | 100.0% | 88.9% | 94.8% | 95.5% |

* Figures in italics indicate that the base number is less than 100.

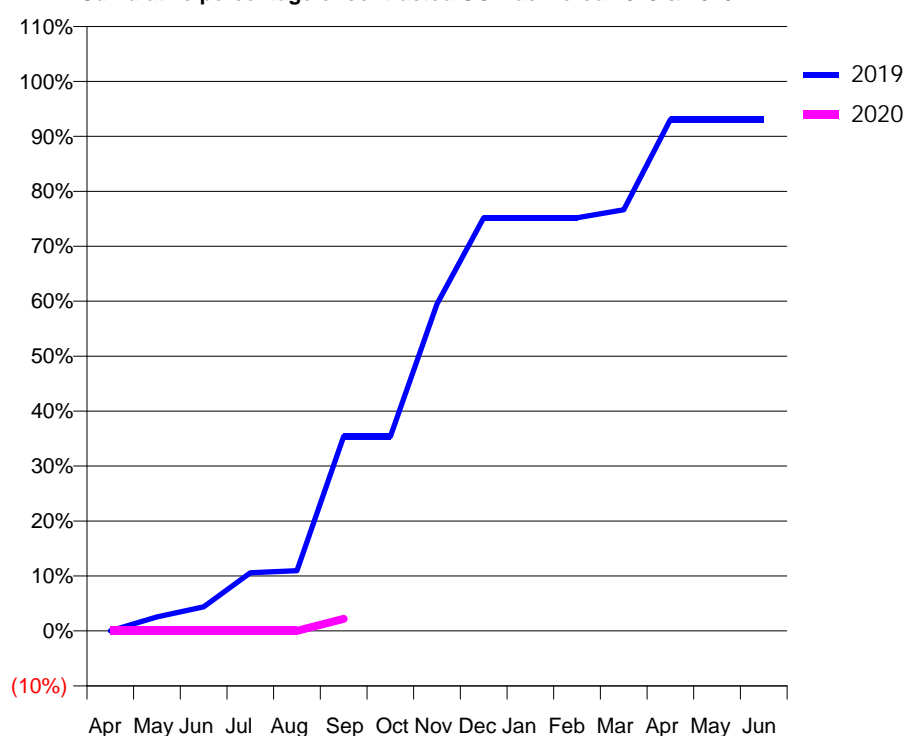
Q60 - Vital Signs Orthodontic At a Glance Contract Report for 188239/0001 - September 2019

| | | | |
|----------------------|---------------------------------|---------------------------------------------|-------------|
| Name or company name | Dr J S Jandu and Ms K K Bhambra | 19/20 Contracted general activity (UDA) | 8,309 |
| Contract type name | GDS Contract | Carry forward general activity (UDA) | 0 |
| Purpose of contract | General and Orthodontic | 19/20 Contracted orthodontic activity (UOA) | 274 |
| Contract start date | 01/12/2009 | Carry forward orthodontic activity (UOA) | 0 |
| Contract end date | | Baseline contract value | £228,746.22 |

| ACCESS | Contract | England and Wales |
|----------------------------------------------|----------|-------------------|
| 24 month ratio of assessments to patient IDs | 1.18 | 1.07 |

| ACTIVITY | Contract |
|-------------------------------------------------------------------------------------------|----------|
| Contract assess and fit appliances (case starts) as a percentage of Area Team case starts | 0.2 % |

Cumulative percentage of contracted UOA delivered 2019 & 2020



| Month | Adjusted Scheduled Activity (UOA) | | |
|-----------|-----------------------------------|------|------|
| | 2018 | 2019 | 2020 |
| April | 0 | 0 | 0 |
| May | 0 | 7 | 0 |
| June | 0 | 12 | 0 |
| July | 1 | 29 | 0 |
| August | 22 | 30 | 0 |
| September | 22 | 97 | 6 |
| October | 22 | 97 | |
| November | 50 | 163 | |
| December | 138 | 206 | |
| January | 139 | 206 | |
| February | 163 | 206 | |
| March | 172 | 210 | |
| April | 201 | 255 | |
| May | 201 | 255 | |
| June | 201 | 255 | |

QUANTITY METRICS (rolling 12 month period)

| | Contract Quantity | Contract Base Number | Contract * | Area Team | Region | England |
|----------------------------------------------------------------------------------|-------------------|----------------------|------------|-----------|--------|---------|
| % of all assessments that were assess and fit appliances (case starts) | 8 | 25 | 32.0% | 61.2% | 56.3% | 57.9% |
| % of all assessments that were assess and refuse | 7 | 25 | 28.0% | 14.9% | 11.8% | 12.4% |
| % of all assessments that were assess and review | 10 | 25 | 40.0% | 23.9% | 31.9% | 29.7% |
| % of case starts with a reported IOTN of 3 and Aesthetic Component of 5 or below | 0 | 8 | <i>N/A</i> | 0.0% | 0.2% | 0.1% |
| % of case starts with a reported IOTN of 3 and Aesthetic Component of 6 or above | 0 | 8 | <i>N/A</i> | 2.9% | 4.0% | 4.0% |
| % of case starts with a reported IOTN of 4 | 8 | 8 | 100.0% | 79.5% | 76.4% | 78.0% |
| % of case starts with a reported IOTN of 5 | 0 | 8 | <i>N/A</i> | 16.4% | 17.9% | 16.6 % |
| % of concluded courses in receipt of dual-arch fixed appliances | 2 | 2 | 100.0% | 85.8% | 70.6% | 74.0% |
| % of concluded courses where treatment was abandoned or discontinued | 0 | 2 | 0.0% | 8.4% | 9.8% | 8.5% |
| % of patients satisfied with the treatment they have received | 0 | 0 | <i>N/A</i> | 88.9% | 94.8% | 95.5% |

* Figures in italics indicate that the base number is less than 100.

Q60 - Vital Signs Orthodontic At a Glance Contract Report for 193968/0001 - September 2019

| | | | |
|----------------------|----------------------|---------------------------------------------|-------------|
| Name or company name | Madeley Practice Ltd | 19/20 Contracted general activity (UDA) | 0 |
| Contract type name | PDS Contract | Carry forward general activity (UDA) | 0 |
| Purpose of contract | Orthodontic | 19/20 Contracted orthodontic activity (UOA) | 11,508 |
| Contract start date | 01/10/2014 | Carry forward orthodontic activity (UOA) | 70 |
| Contract end date | 21/08/2020 | Baseline contract value | £736,518.13 |

| ACCESS | Contract | England and Wales |
|----------------------------------------------|----------|-------------------|
| 24 month ratio of assessments to patient IDs | 1.08 | 1.07 |

| ACTIVITY | Contract |
|-------------------------------------------------------------------------------------------|----------|
| Contract assess and fit appliances (case starts) as a percentage of Area Team case starts | 12.2 % |

Cumulative percentage of contracted UOA delivered 2019 & 2020



| Month | Adjusted Scheduled Activity (UOA) | | |
|-----------|-----------------------------------|--------|-------|
| | 2018 | 2019 | 2020 |
| April | 546 | 439 | 434 |
| May | 1,714 | 1,433 | 1,253 |
| June | 2,812 | 2,160 | 1,701 |
| July | 3,784 | 3,611 | 3,244 |
| August | 4,630 | 4,706 | 4,066 |
| September | 5,474 | 5,449 | 4,742 |
| October | 6,373 | 6,803 | |
| November | 7,367 | 7,581 | |
| December | 8,221 | 8,164 | |
| January | 8,705 | 9,120 | |
| February | 9,971 | 10,097 | |
| March | 11,083 | 10,743 | |
| April | 11,498 | 11,434 | |
| May | 11,501 | 11,436 | |
| June | 11,505 | 11,438 | |

QUANTITY METRICS (rolling 12 month period)

| | Contract Quantity | Contract Base Number | Contract * | Area Team | Region | England |
|----------------------------------------------------------------------------------|-------------------|----------------------|------------|-----------|--------|---------|
| % of all assessments that were assess and fit appliances (case starts) | 505 | 805 | 62.7% | 61.2% | 56.3% | 57.9% |
| % of all assessments that were assess and refuse | 46 | 805 | 5.7% | 14.9% | 11.8% | 12.4% |
| % of all assessments that were assess and review | 254 | 805 | 31.6% | 23.9% | 31.9% | 29.7% |
| % of case starts with a reported IOTN of 3 and Aesthetic Component of 5 or below | 0 | 505 | N/A | 0.0% | 0.2% | 0.1% |
| % of case starts with a reported IOTN of 3 and Aesthetic Component of 6 or above | 5 | 505 | 1.0% | 2.9% | 4.0% | 4.0% |
| % of case starts with a reported IOTN of 4 | 404 | 505 | 80.0% | 79.5% | 76.4% | 78.0% |
| % of case starts with a reported IOTN of 5 | 96 | 505 | 19.0% | 16.4% | 17.9% | 16.6% |
| % of concluded courses in receipt of dual-arch fixed appliances | 303 | 375 | 80.8% | 85.8% | 70.6% | 74.0% |
| % of concluded courses where treatment was abandoned or discontinued | 47 | 375 | 12.5% | 8.4% | 9.8% | 8.5% |
| % of patients satisfied with the treatment they have received | 2 | 2 | 100.0% | 88.9% | 94.8% | 95.5% |

* Figures in italics indicate that the base number is less than 100.

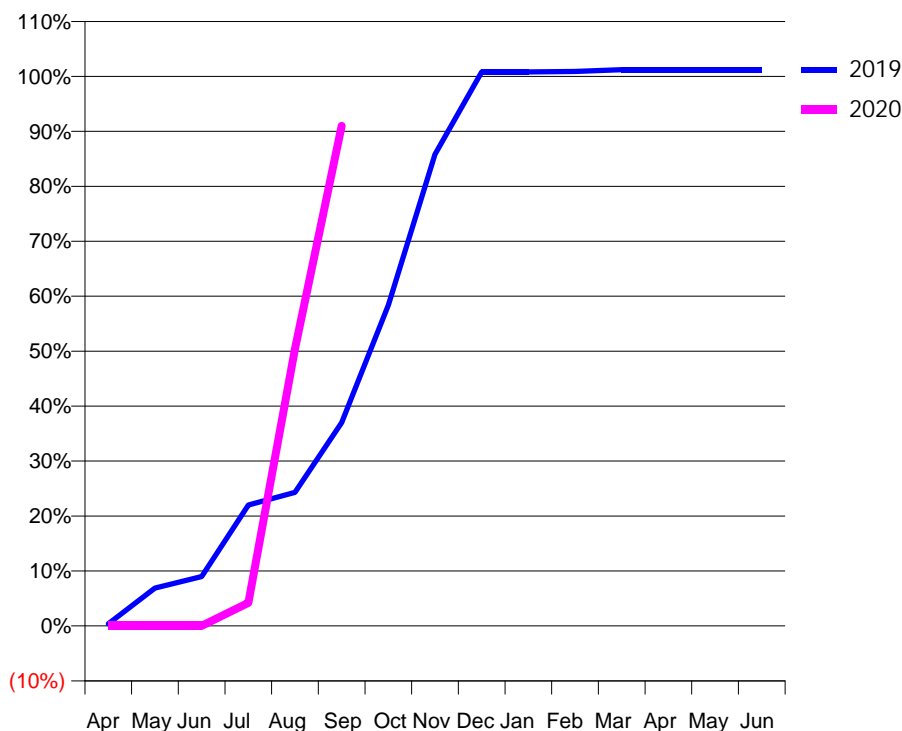
Q60 - Vital Signs Orthodontic At a Glance Contract Report for 195170/0001 - September 2019

| | | | |
|----------------------|----------------------------------------------|---------------------------------------------|---------------|
| Name or company name | Station House Dental Practice (Telford) Ltd. | 19/20 Contracted general activity (UDA) | 39,000 |
| Contract type name | Pilot Contract | Carry forward general activity (UDA) | 0 |
| Purpose of contract | General and Orthodontic | 19/20 Contracted orthodontic activity (UOA) | 1,000 |
| Contract start date | 01/12/2009 | Carry forward orthodontic activity (UOA) | 0 |
| Contract end date | | Baseline contract value | £1,157,217.88 |

| ACCESS | Contract | England and Wales |
|----------------------------------------------|----------|-------------------|
| 24 month ratio of assessments to patient IDs | 1.01 | 1.07 |

| ACTIVITY | Contract |
|-------------------------------------------------------------------------------------------|----------|
| Contract assess and fit appliances (case starts) as a percentage of Area Team case starts | 1.8 % |

Cumulative percentage of contracted UOA delivered 2019 & 2020



| Month | Adjusted Scheduled Activity (UOA) | | |
|-----------|-----------------------------------|-------|------|
| | 2018 | 2019 | 2020 |
| April | 7 | 4 | 0 |
| May | 49 | 69 | 0 |
| June | 49 | 90 | 0 |
| July | 70 | 220 | 42 |
| August | 71 | 243 | 504 |
| September | 71 | 370 | 910 |
| October | 72 | 584 | |
| November | 72 | 858 | |
| December | 94 | 1,008 | |
| January | 94 | 1,008 | |
| February | 600 | 1,009 | |
| March | 1,002 | 1,012 | |
| April | 1,002 | 1,012 | |
| May | 1,002 | 1,012 | |
| June | 1,002 | 1,012 | |

QUANTITY METRICS (rolling 12 month period)

| | Contract Quantity | Contract Base Number | Contract * | Area Team | Region | England |
|----------------------------------------------------------------------------------|-------------------|----------------------|------------|-----------|--------|---------|
| % of all assessments that were assess and fit appliances (case starts) | 73 | 92 | 79.3% | 61.2% | 56.3% | 57.9% |
| % of all assessments that were assess and refuse | 12 | 92 | 13.0% | 14.9% | 11.8% | 12.4% |
| % of all assessments that were assess and review | 7 | 92 | 7.6% | 23.9% | 31.9% | 29.7% |
| % of case starts with a reported IOTN of 3 and Aesthetic Component of 5 or below | 0 | 73 | N/A | 0.0% | 0.2% | 0.1% |
| % of case starts with a reported IOTN of 3 and Aesthetic Component of 6 or above | 0 | 73 | N/A | 2.9% | 4.0% | 4.0% |
| % of case starts with a reported IOTN of 4 | 58 | 73 | 79.5% | 79.5% | 76.4% | 78.0% |
| % of case starts with a reported IOTN of 5 | 15 | 73 | 20.5% | 16.4% | 17.9% | 16.6% |
| % of concluded courses in receipt of dual-arch fixed appliances | 43 | 48 | 89.6% | 85.8% | 70.6% | 74.0% |
| % of concluded courses where treatment was abandoned or discontinued | 5 | 48 | 10.4% | 8.4% | 9.8% | 8.5% |
| % of patients satisfied with the treatment they have received | 0 | 0 | N/A | 88.9% | 94.8% | 95.5% |

* Figures in italics indicate that the base number is less than 100.

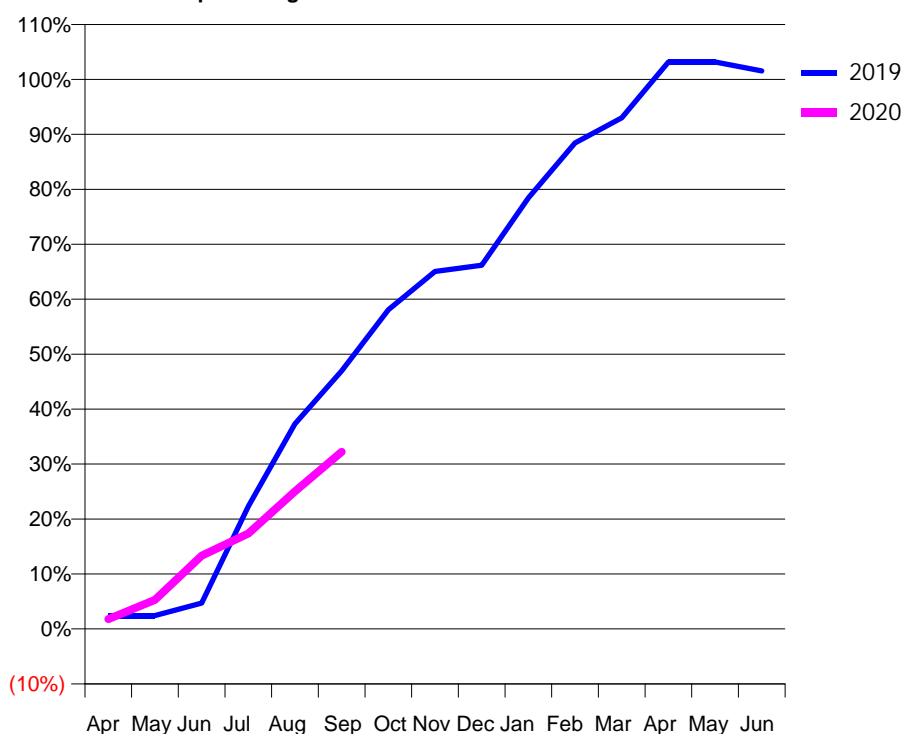
Q60 - Vital Signs Orthodontic At a Glance Contract Report for 197351/0001 - September 2019

| | | | |
|----------------------|----------------------------|---------------------------------------------|-------------|
| Name or company name | Exclusive Orthodontics Ltd | 19/20 Contracted general activity (UDA) | 0 |
| Contract type name | PDS Contract | Carry forward general activity (UDA) | 0 |
| Purpose of contract | Orthodontic | 19/20 Contracted orthodontic activity (UOA) | 7,497 |
| Contract start date | 01/04/2008 | Carry forward orthodontic activity (UOA) | -114 |
| Contract end date | 31/03/2020 | Baseline contract value | £517,985.25 |

| ACCESS | Contract | England and Wales |
|----------------------------------------------|----------|-------------------|
| 24 month ratio of assessments to patient IDs | 1.03 | 1.07 |

| ACTIVITY | Contract |
|-------------------------------------------------------------------------------------------|----------|
| Contract assess and fit appliances (case starts) as a percentage of Area Team case starts | 7.5 % |

Cumulative percentage of contracted UOA delivered 2019 & 2020



| Month | Adjusted Scheduled Activity (UOA) | | |
|-----------|-----------------------------------|-------|-------|
| | 2018 | 2019 | 2020 |
| April | -1,658 | 183 | 135 |
| May | -922 | 183 | 395 |
| June | 237 | 354 | 999 |
| July | 1,982 | 1,674 | 1,304 |
| August | 3,150 | 2,799 | 1,876 |
| September | 4,392 | 3,522 | 2,415 |
| October | 4,802 | 4,355 | |
| November | 5,782 | 4,876 | |
| December | 5,848 | 4,962 | |
| January | 6,695 | 5,881 | |
| February | 7,121 | 6,628 | |
| March | 7,122 | 6,973 | |
| April | 7,379 | 7,734 | |
| May | 7,697 | 7,735 | |
| June | 7,676 | 7,611 | |

QUANTITY METRICS (rolling 12 month period)

| | Contract Quantity | Contract Base Number | Contract * | Area Team | Region | England |
|----------------------------------------------------------------------------------|-------------------|----------------------|------------|-----------|--------|---------|
| % of all assessments that were assess and fit appliances (case starts) | 310 | 449 | 69.0% | 61.2% | 56.3% | 57.9% |
| % of all assessments that were assess and refuse | 94 | 449 | 20.9% | 14.9% | 11.8% | 12.4% |
| % of all assessments that were assess and review | 45 | 449 | 10.0% | 23.9% | 31.9% | 29.7% |
| % of case starts with a reported IOTN of 3 and Aesthetic Component of 5 or below | 0 | 310 | N/A | 0.0% | 0.2% | 0.1% |
| % of case starts with a reported IOTN of 3 and Aesthetic Component of 6 or above | 3 | 310 | 1.0% | 2.9% | 4.0% | 4.0% |
| % of case starts with a reported IOTN of 4 | 238 | 310 | 76.8% | 79.5% | 76.4% | 78.0% |
| % of case starts with a reported IOTN of 5 | 67 | 310 | 21.6% | 16.4% | 17.9% | 16.6 % |
| % of concluded courses in receipt of dual-arch fixed appliances | 298 | 316 | 94.3% | 85.8% | 70.6% | 74.0% |
| % of concluded courses where treatment was abandoned or discontinued | 9 | 316 | 2.8% | 8.4% | 9.8% | 8.5% |
| % of patients satisfied with the treatment they have received | 4 | 6 | 66.7% | 88.9% | 94.8% | 95.5% |

* Figures in italics indicate that the base number is less than 100.

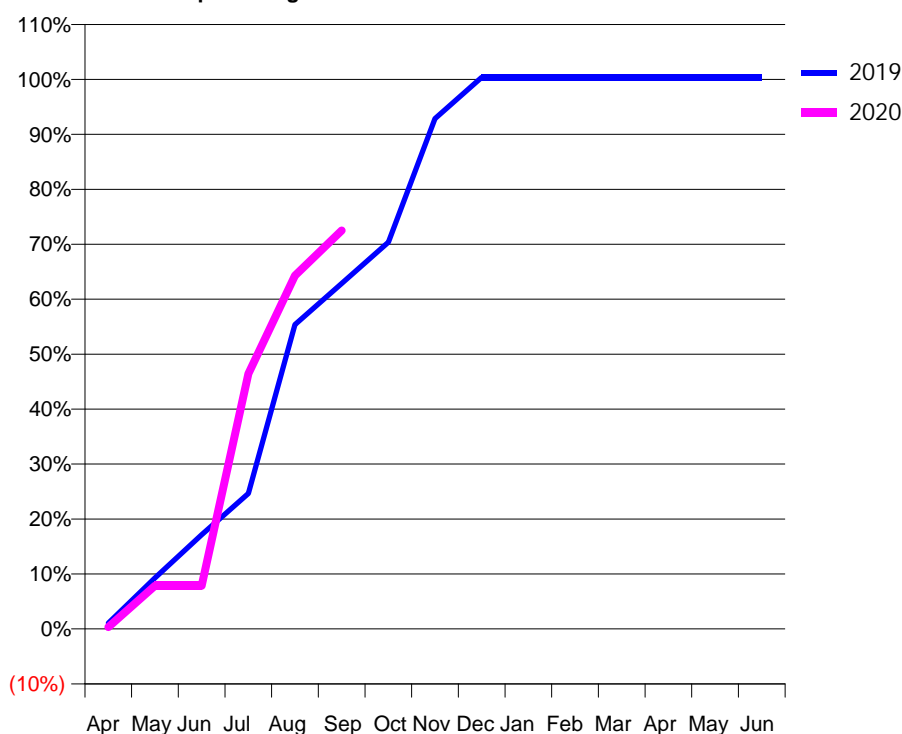
Q60 - Vital Signs Orthodontic At a Glance Contract Report for 198595/0001 - September 2019

| | | | |
|----------------------|-------------------------|---------------------------------------------|-------------|
| Name or company name | Khanna Dental Limited | 19/20 Contracted general activity (UDA) | 12,412 |
| Contract type name | GDS Contract | Carry forward general activity (UDA) | 70 |
| Purpose of contract | General and Orthodontic | 19/20 Contracted orthodontic activity (UOA) | 280 |
| Contract start date | 01/07/2014 | Carry forward orthodontic activity (UOA) | -1 |
| Contract end date | | Baseline contract value | £371,826.28 |

| ACCESS | Contract | England and Wales |
|----------------------------------------------|----------|-------------------|
| 24 month ratio of assessments to patient IDs | 1.08 | 1.07 |

| ACTIVITY | Contract |
|-------------------------------------------------------------------------------------------|----------|
| Contract assess and fit appliances (case starts) as a percentage of Area Team case starts | 0.3 % |

Cumulative percentage of contracted UOA delivered 2019 & 2020



| Month | Adjusted Scheduled Activity (UOA) | | |
|-----------|-----------------------------------|------|------|
| | 2018 | 2019 | 2020 |
| April | 1 | 3 | 1 |
| May | 43 | 26 | 22 |
| June | 85 | 48 | 22 |
| July | 127 | 69 | 130 |
| August | 127 | 155 | 180 |
| September | 151 | 176 | 203 |
| October | 174 | 197 | |
| November | 217 | 260 | |
| December | 218 | 281 | |
| January | 260 | 281 | |
| February | 281 | 281 | |
| March | 281 | 281 | |
| April | 281 | 281 | |
| May | 281 | 281 | |
| June | 281 | 281 | |

QUANTITY METRICS (rolling 12 month period)

| | Contract Quantity | Contract Base Number | Contract * | Area Team | Region | England |
|----------------------------------------------------------------------------------|-------------------|----------------------|------------|-----------|--------|---------|
| % of all assessments that were assess and fit appliances (case starts) | 14 | 28 | 50.0% | 61.2% | 56.3% | 57.9% |
| % of all assessments that were assess and refuse | 4 | 28 | 14.3% | 14.9% | 11.8% | 12.4% |
| % of all assessments that were assess and review | 10 | 28 | 35.7% | 23.9% | 31.9% | 29.7% |
| % of case starts with a reported IOTN of 3 and Aesthetic Component of 5 or below | 0 | 14 | N/A | 0.0% | 0.2% | 0.1% |
| % of case starts with a reported IOTN of 3 and Aesthetic Component of 6 or above | 0 | 14 | N/A | 2.9% | 4.0% | 4.0% |
| % of case starts with a reported IOTN of 4 | 11 | 14 | 78.6% | 79.5% | 76.4% | 78.0% |
| % of case starts with a reported IOTN of 5 | 3 | 14 | 21.4% | 16.4% | 17.9% | 16.6% |
| % of concluded courses in receipt of dual-arch fixed appliances | 6 | 7 | 85.7% | 85.8% | 70.6% | 74.0% |
| % of concluded courses where treatment was abandoned or discontinued | 0 | 7 | 0.0% | 8.4% | 9.8% | 8.5% |
| % of patients satisfied with the treatment they have received | 0 | 0 | N/A | 88.9% | 94.8% | 95.5% |

* Figures in italics indicate that the base number is less than 100.

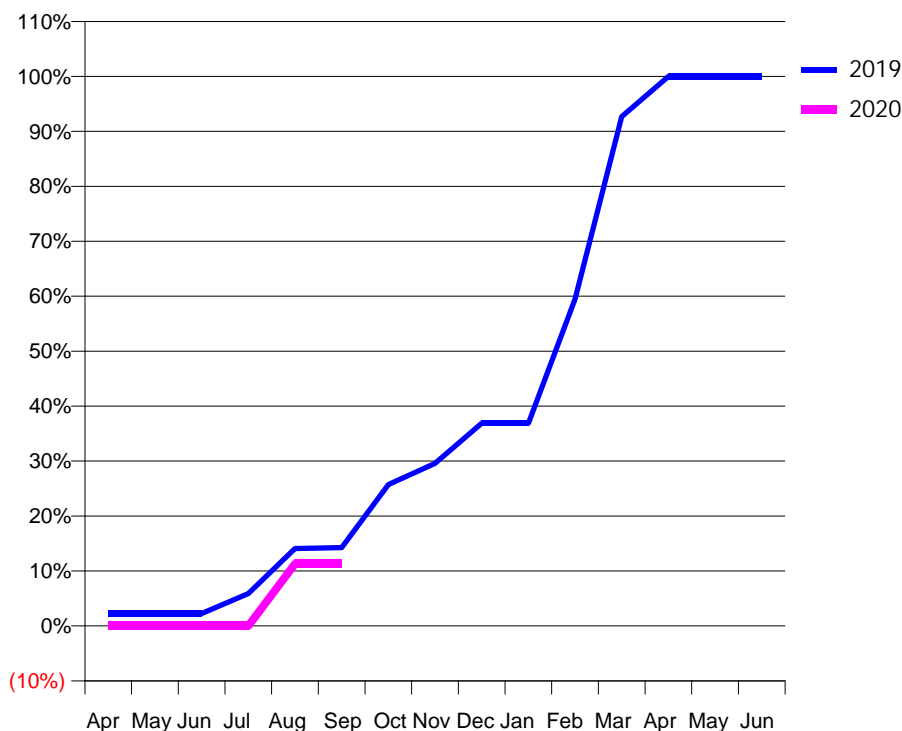
Q60 - Vital Signs Orthodontic At a Glance Contract Report for 215708/0001 - September 2019

| | | | |
|----------------------|-------------------------------------------|---------------------------------------------|-------------|
| Name or company name | Asquith House Dental Practice Partnership | 19/20 Contracted general activity (UDA) | 10,628 |
| Contract type name | GDS Contract | Carry forward general activity (UDA) | -116 |
| Purpose of contract | General and Orthodontic | 19/20 Contracted orthodontic activity (UOA) | 575 |
| Contract start date | 01/04/2006 | Carry forward orthodontic activity (UOA) | 0 |
| Contract end date | | Baseline contract value | £340,727.48 |

| ACCESS | Contract | England and Wales |
|----------------------------------------------|----------|-------------------|
| 24 month ratio of assessments to patient IDs | 1.08 | 1.07 |

| ACTIVITY | Contract |
|-------------------------------------------------------------------------------------------|----------|
| Contract assess and fit appliances (case starts) as a percentage of Area Team case starts | 0.7 % |

Cumulative percentage of contracted UOA delivered 2019 & 2020



| Month | Adjusted Scheduled Activity (UOA) | | |
|-----------|-----------------------------------|------|------|
| | 2018 | 2019 | 2020 |
| April | 7 | 13 | 0 |
| May | 12 | 13 | 0 |
| June | 12 | 13 | 0 |
| July | 17 | 34 | 0 |
| August | 40 | 81 | 65 |
| September | 73 | 82 | 65 |
| October | 73 | 148 | |
| November | 73 | 170 | |
| December | 211 | 212 | |
| January | 226 | 212 | |
| February | 268 | 342 | |
| March | 590 | 533 | |
| April | 590 | 575 | |
| May | 590 | 575 | |
| June | 590 | 575 | |

QUANTITY METRICS (rolling 12 month period)

| | Contract Quantity | Contract Base Number | Contract * | Area Team | Region | England |
|----------------------------------------------------------------------------------|-------------------|----------------------|------------|-----------|--------|---------|
| % of all assessments that were assess and fit appliances (case starts) | 31 | 76 | 40.8% | 61.2% | 56.3% | 57.9% |
| % of all assessments that were assess and refuse | 24 | 76 | 31.6% | 14.9% | 11.8% | 12.4% |
| % of all assessments that were assess and review | 21 | 76 | 27.6% | 23.9% | 31.9% | 29.7% |
| % of case starts with a reported IOTN of 3 and Aesthetic Component of 5 or below | 0 | 31 | N/A | 0.0% | 0.2% | 0.1% |
| % of case starts with a reported IOTN of 3 and Aesthetic Component of 6 or above | 0 | 31 | N/A | 2.9% | 4.0% | 4.0% |
| % of case starts with a reported IOTN of 4 | 26 | 31 | 83.9% | 79.5% | 76.4% | 78.0% |
| % of case starts with a reported IOTN of 5 | 5 | 31 | 16.1% | 16.4% | 17.9% | 16.6% |
| % of concluded courses in receipt of dual-arch fixed appliances | 0 | 0 | N/A | 85.8% | 70.6% | 74.0% |
| % of concluded courses where treatment was abandoned or discontinued | 0 | 0 | N/A | 8.4% | 9.8% | 8.5% |
| % of patients satisfied with the treatment they have received | 0 | 0 | N/A | 88.9% | 94.8% | 95.5% |

* Figures in italics indicate that the base number is less than 100.

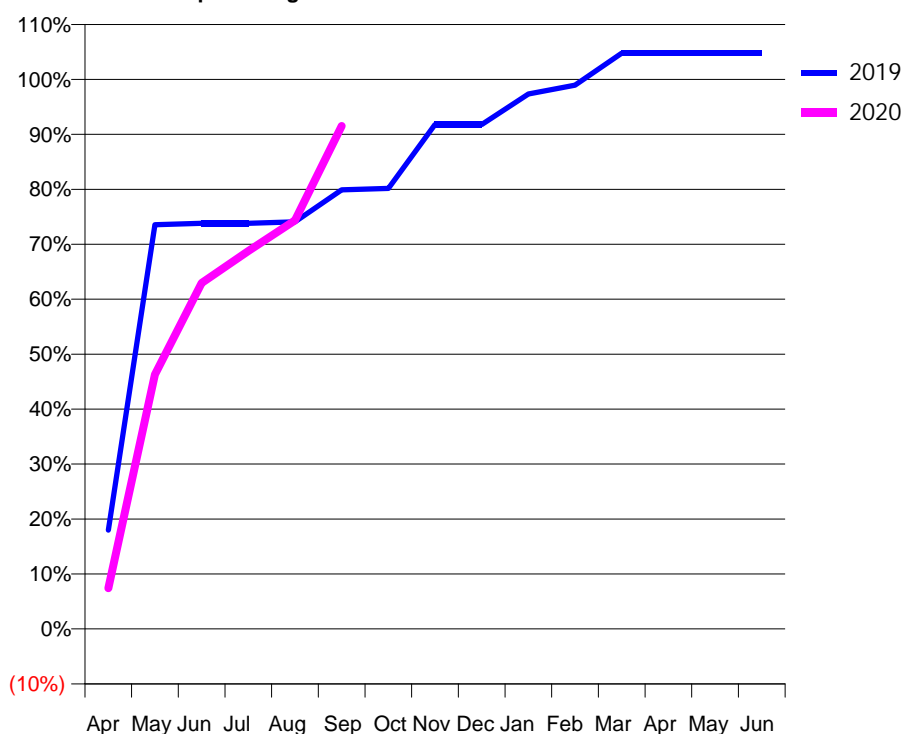
Q60 - Vital Signs Orthodontic At a Glance Contract Report for 238120/0001 - September 2019

| | | | |
|----------------------|-------------------------|---------------------------------------------|------------|
| Name or company name | DR AS SADHRA | 19/20 Contracted general activity (UDA) | 600 |
| Contract type name | GDS Contract | Carry forward general activity (UDA) | 0 |
| Purpose of contract | General and Orthodontic | 19/20 Contracted orthodontic activity (UOA) | 378 |
| Contract start date | 01/04/2006 | Carry forward orthodontic activity (UOA) | -7 |
| Contract end date | | Baseline contract value | £33,516.05 |

| ACCESS | Contract | England and Wales |
|----------------------------------------------|----------|-------------------|
| 24 month ratio of assessments to patient IDs | 1.03 | 1.07 |

| ACTIVITY | Contract |
|-------------------------------------------------------------------------------------------|----------|
| Contract assess and fit appliances (case starts) as a percentage of Area Team case starts | 0.5 % |

Cumulative percentage of contracted UOA delivered 2019 & 2020



| Month | Adjusted Scheduled Activity (UOA) | | |
|-----------|-----------------------------------|------|------|
| | 2018 | 2019 | 2020 |
| April | 31 | 68 | 28 |
| May | 101 | 278 | 175 |
| June | 208 | 279 | 238 |
| July | 237 | 279 | 260 |
| August | 282 | 280 | 281 |
| September | 327 | 302 | 346 |
| October | 374 | 303 | |
| November | 378 | 347 | |
| December | 379 | 347 | |
| January | 380 | 368 | |
| February | 380 | 374 | |
| March | 380 | 396 | |
| April | 383 | 396 | |
| May | 383 | 396 | |
| June | 383 | 396 | |

QUANTITY METRICS (rolling 12 month period)

| | Contract Quantity | Contract Base Number | Contract * | Area Team | Region | England |
|----------------------------------------------------------------------------------|-------------------|----------------------|------------|-----------|--------|---------|
| % of all assessments that were assess and fit appliances (case starts) | 20 | 33 | 60.6% | 61.2% | 56.3% | 57.9% |
| % of all assessments that were assess and refuse | 4 | 33 | 12.1% | 14.9% | 11.8% | 12.4% |
| % of all assessments that were assess and review | 9 | 33 | 27.3% | 23.9% | 31.9% | 29.7% |
| % of case starts with a reported IOTN of 3 and Aesthetic Component of 5 or below | 0 | 20 | N/A | 0.0% | 0.2% | 0.1% |
| % of case starts with a reported IOTN of 3 and Aesthetic Component of 6 or above | 0 | 20 | N/A | 2.9% | 4.0% | 4.0% |
| % of case starts with a reported IOTN of 4 | 20 | 20 | 100.0% | 79.5% | 76.4% | 78.0% |
| % of case starts with a reported IOTN of 5 | 0 | 20 | N/A | 16.4% | 17.9% | 16.6% |
| % of concluded courses in receipt of dual-arch fixed appliances | 8 | 14 | 57.1% | 85.8% | 70.6% | 74.0% |
| % of concluded courses where treatment was abandoned or discontinued | 3 | 14 | 21.4% | 8.4% | 9.8% | 8.5% |
| % of patients satisfied with the treatment they have received | 0 | 0 | N/A | 88.9% | 94.8% | 95.5% |

* Figures in italics indicate that the base number is less than 100.

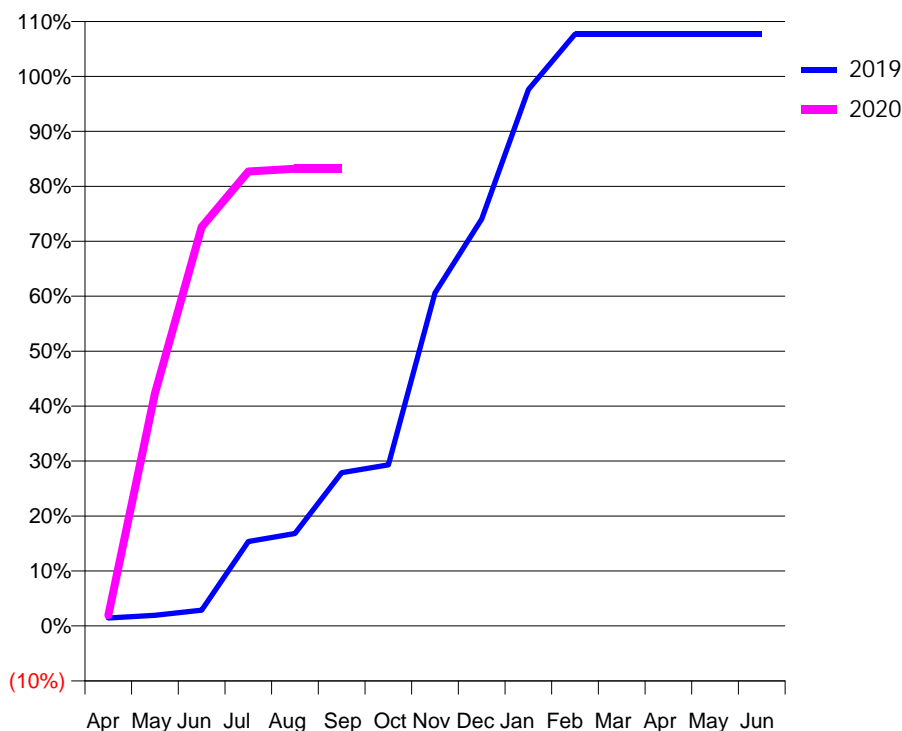
Q60 - Vital Signs Orthodontic At a Glance Contract Report for 303496/0002 - September 2019

| | | | |
|----------------------|-------------------------|---------------------------------------------|------------|
| Name or company name | MR AR FEE | 19/20 Contracted general activity (UDA) | 1,774 |
| Contract type name | GDS Contract | Carry forward general activity (UDA) | -17 |
| Purpose of contract | General and Orthodontic | 19/20 Contracted orthodontic activity (UOA) | 208 |
| Contract start date | 13/09/2010 | Carry forward orthodontic activity (UOA) | -4 |
| Contract end date | | Baseline contract value | £62,081.23 |

| ACCESS | Contract | England and Wales |
|----------------------------------------------|----------|-------------------|
| 24 month ratio of assessments to patient IDs | 1.12 | 1.07 |

| ACTIVITY | Contract |
|-------------------------------------------------------------------------------------------|----------|
| Contract assess and fit appliances (case starts) as a percentage of Area Team case starts | 0.4 % |

Cumulative percentage of contracted UOA delivered 2019 & 2020



| Month | Adjusted Scheduled Activity (UOA) | | |
|-----------|-----------------------------------|------|------|
| | 2018 | 2019 | 2020 |
| April | 8 | 3 | 4 |
| May | 12 | 4 | 88 |
| June | 13 | 6 | 151 |
| July | 16 | 32 | 172 |
| August | 22 | 35 | 173 |
| September | 29 | 58 | 173 |
| October | 32 | 61 | |
| November | 42 | 126 | |
| December | 67 | 154 | |
| January | 76 | 203 | |
| February | 103 | 224 | |
| March | 139 | 224 | |
| April | 207 | 224 | |
| May | 207 | 224 | |
| June | 207 | 224 | |

QUANTITY METRICS (rolling 12 month period)

| | Contract Quantity | Contract Base Number | Contract * | Area Team | Region | England |
|----------------------------------------------------------------------------------|-------------------|----------------------|------------|-----------|--------|---------|
| % of all assessments that were assess and fit appliances (case starts) | 15 | 35 | 42.9% | 61.2% | 56.3% | 57.9% |
| % of all assessments that were assess and refuse | 15 | 35 | 42.9% | 14.9% | 11.8% | 12.4% |
| % of all assessments that were assess and review | 5 | 35 | 14.3% | 23.9% | 31.9% | 29.7% |
| % of case starts with a reported IOTN of 3 and Aesthetic Component of 5 or below | 0 | 15 | N/A | 0.0% | 0.2% | 0.1% |
| % of case starts with a reported IOTN of 3 and Aesthetic Component of 6 or above | 0 | 15 | N/A | 2.9% | 4.0% | 4.0% |
| % of case starts with a reported IOTN of 4 | 15 | 15 | 100.0% | 79.5% | 76.4% | 78.0% |
| % of case starts with a reported IOTN of 5 | 0 | 15 | N/A | 16.4% | 17.9% | 16.6 % |
| % of concluded courses in receipt of dual-arch fixed appliances | 2 | 3 | 66.7% | 85.8% | 70.6% | 74.0% |
| % of concluded courses where treatment was abandoned or discontinued | 1 | 3 | 33.3% | 8.4% | 9.8% | 8.5% |
| % of patients satisfied with the treatment they have received | 0 | 0 | N/A | 88.9% | 94.8% | 95.5% |

* Figures in italics indicate that the base number is less than 100.

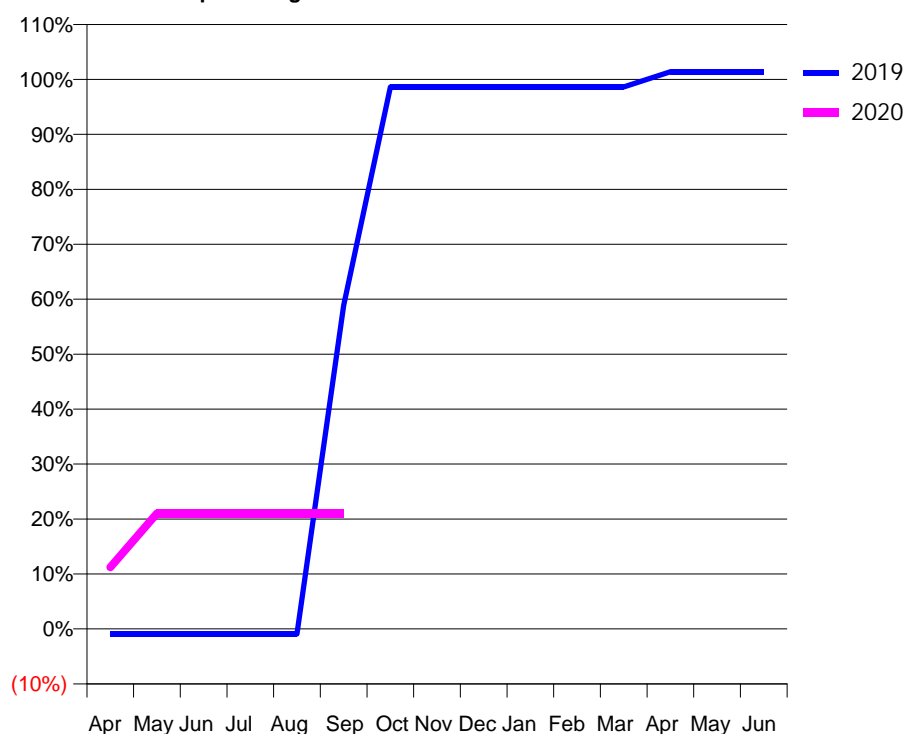
Q60 - Vital Signs Orthodontic At a Glance Contract Report for 361747/0001 - September 2019

| | | | |
|----------------------|-------------------------|---------------------------------------------|-------------|
| Name or company name | MRS NK SUNNER | 19/20 Contracted general activity (UDA) | 6,987 |
| Contract type name | GDS Contract | Carry forward general activity (UDA) | 267 |
| Purpose of contract | General and Orthodontic | 19/20 Contracted orthodontic activity (UOA) | 214 |
| Contract start date | 01/06/2015 | Carry forward orthodontic activity (UOA) | -3 |
| Contract end date | | Baseline contract value | £190,865.27 |

| ACCESS | Contract | England and Wales |
|----------------------------------------------|----------|-------------------|
| 24 month ratio of assessments to patient IDs | 1.00 | 1.07 |

| ACTIVITY | Contract |
|-------------------------------------------------------------------------------------------|----------|
| Contract assess and fit appliances (case starts) as a percentage of Area Team case starts | 0.1 % |

Cumulative percentage of contracted UOA delivered 2019 & 2020



| Month | Adjusted Scheduled Activity (UOA) | | |
|-----------|-----------------------------------|------|------|
| | 2018 | 2019 | 2020 |
| April | -1 | -2 | 24 |
| May | 0 | -2 | 45 |
| June | 0 | -2 | 45 |
| July | 1 | -2 | 45 |
| August | 1 | -2 | 45 |
| September | 1 | 126 | 45 |
| October | 1 | 211 | |
| November | 1 | 211 | |
| December | 1 | 211 | |
| January | 1 | 211 | |
| February | 211 | 211 | |
| March | 211 | 211 | |
| April | 211 | 217 | |
| May | 211 | 217 | |
| June | 211 | 217 | |

QUANTITY METRICS (rolling 12 month period)

| | Contract Quantity | Contract Base Number | Contract * | Area Team | Region | England |
|----------------------------------------------------------------------------------|-------------------|----------------------|------------|-----------|--------|---------|
| % of all assessments that were assess and fit appliances (case starts) | 6 | 13 | 46.2% | 61.2% | 56.3% | 57.9% |
| % of all assessments that were assess and refuse | 4 | 13 | 30.8% | 14.9% | 11.8% | 12.4% |
| % of all assessments that were assess and review | 3 | 13 | 23.1% | 23.9% | 31.9% | 29.7% |
| % of case starts with a reported IOTN of 3 and Aesthetic Component of 5 or below | 0 | 6 | <i>N/A</i> | 0.0% | 0.2% | 0.1% |
| % of case starts with a reported IOTN of 3 and Aesthetic Component of 6 or above | 0 | 6 | <i>N/A</i> | 2.9% | 4.0% | 4.0% |
| % of case starts with a reported IOTN of 4 | 4 | 6 | 66.7% | 79.5% | 76.4% | 78.0% |
| % of case starts with a reported IOTN of 5 | 2 | 6 | 33.3% | 16.4% | 17.9% | 16.6% |
| % of concluded courses in receipt of dual-arch fixed appliances | 0 | 7 | <i>N/A</i> | 85.8% | 70.6% | 74.0% |
| % of concluded courses where treatment was abandoned or discontinued | 0 | 7 | 0.0% | 8.4% | 9.8% | 8.5% |
| % of patients satisfied with the treatment they have received | 0 | 0 | <i>N/A</i> | 88.9% | 94.8% | 95.5% |

* Figures in italics indicate that the base number is less than 100.

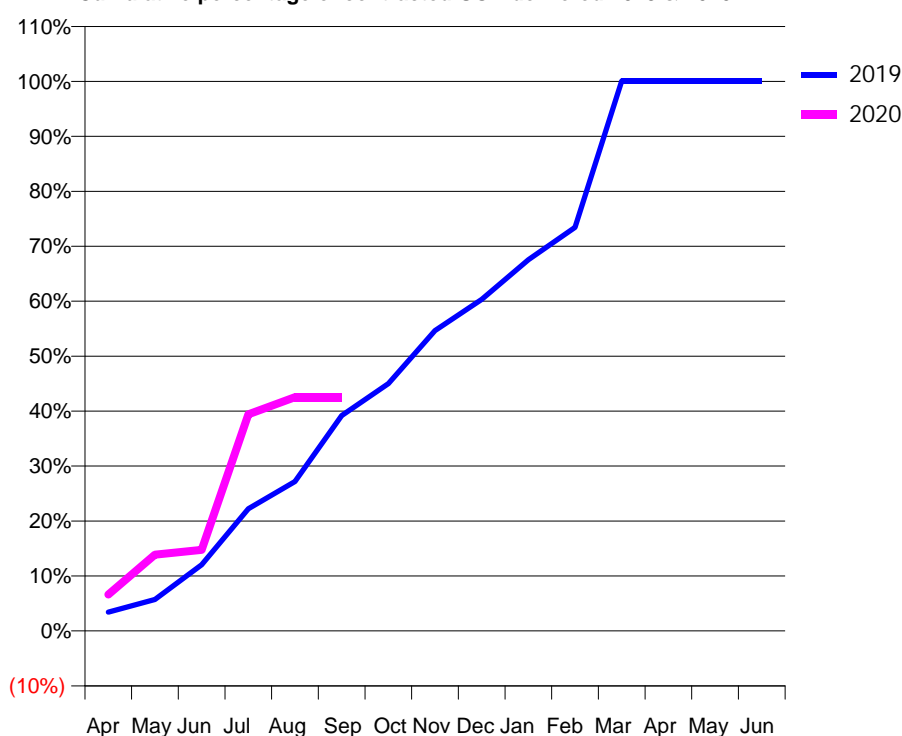
Q60 - Vital Signs Orthodontic At a Glance Contract Report for 551333/0001 - September 2019

| | | | |
|----------------------|-------------------------|---------------------------------------------|-------------|
| Name or company name | Ashlow Orthodontics Ltd | 19/20 Contracted general activity (UDA) | 0 |
| Contract type name | PDS Contract | Carry forward general activity (UDA) | 0 |
| Purpose of contract | Orthodontic | 19/20 Contracted orthodontic activity (UOA) | 7,357 |
| Contract start date | 01/05/2006 | Carry forward orthodontic activity (UOA) | -6 |
| Contract end date | 21/08/2020 | Baseline contract value | £437,516.09 |

| ACCESS | Contract | England and Wales |
|----------------------------------------------|----------|-------------------|
| 24 month ratio of assessments to patient IDs | 1.04 | 1.07 |

| ACTIVITY | Contract |
|-------------------------------------------------------------------------------------------|----------|
| Contract assess and fit appliances (case starts) as a percentage of Area Team case starts | 8.7 % |

Cumulative percentage of contracted UOA delivered 2019 & 2020



| Month | Adjusted Scheduled Activity (UOA) | | |
|-----------|-----------------------------------|-------|-------|
| | 2018 | 2019 | 2020 |
| April | 92 | 253 | 489 |
| May | 1,282 | 423 | 1,021 |
| June | 1,854 | 887 | 1,084 |
| July | 2,530 | 1,636 | 2,901 |
| August | 3,099 | 2,000 | 3,128 |
| September | 3,614 | 2,883 | 3,128 |
| October | 4,122 | 3,310 | |
| November | 4,865 | 4,021 | |
| December | 5,137 | 4,437 | |
| January | 6,041 | 4,970 | |
| February | 6,574 | 5,403 | |
| March | 7,393 | 7,362 | |
| April | 7,415 | 7,362 | |
| May | 7,480 | 7,363 | |
| June | 7,480 | 7,363 | |

QUANTITY METRICS (rolling 12 month period)

| | Contract Quantity | Contract Base Number | Contract * | Area Team | Region | England |
|----------------------------------------------------------------------------------|-------------------|----------------------|------------|-----------|--------|---------|
| % of all assessments that were assess and fit appliances (case starts) | 360 | 490 | 73.5% | 61.2% | 56.3% | 57.9% |
| % of all assessments that were assess and refuse | 56 | 490 | 11.4% | 14.9% | 11.8% | 12.4% |
| % of all assessments that were assess and review | 74 | 490 | 15.1% | 23.9% | 31.9% | 29.7% |
| % of case starts with a reported IOTN of 3 and Aesthetic Component of 5 or below | 0 | 360 | N/A | 0.0% | 0.2% | 0.1% |
| % of case starts with a reported IOTN of 3 and Aesthetic Component of 6 or above | 13 | 360 | 3.6% | 2.9% | 4.0% | 4.0% |
| % of case starts with a reported IOTN of 4 | 290 | 360 | 80.6% | 79.5% | 76.4% | 78.0% |
| % of case starts with a reported IOTN of 5 | 56 | 360 | 15.6% | 16.4% | 17.9% | 16.6% |
| % of concluded courses in receipt of dual-arch fixed appliances | 184 | 197 | 93.4% | 85.8% | 70.6% | 74.0% |
| % of concluded courses where treatment was abandoned or discontinued | 9 | 197 | 4.6% | 8.4% | 9.8% | 8.5% |
| % of patients satisfied with the treatment they have received | 0 | 0 | N/A | 88.9% | 94.8% | 95.5% |

* Figures in italics indicate that the base number is less than 100.

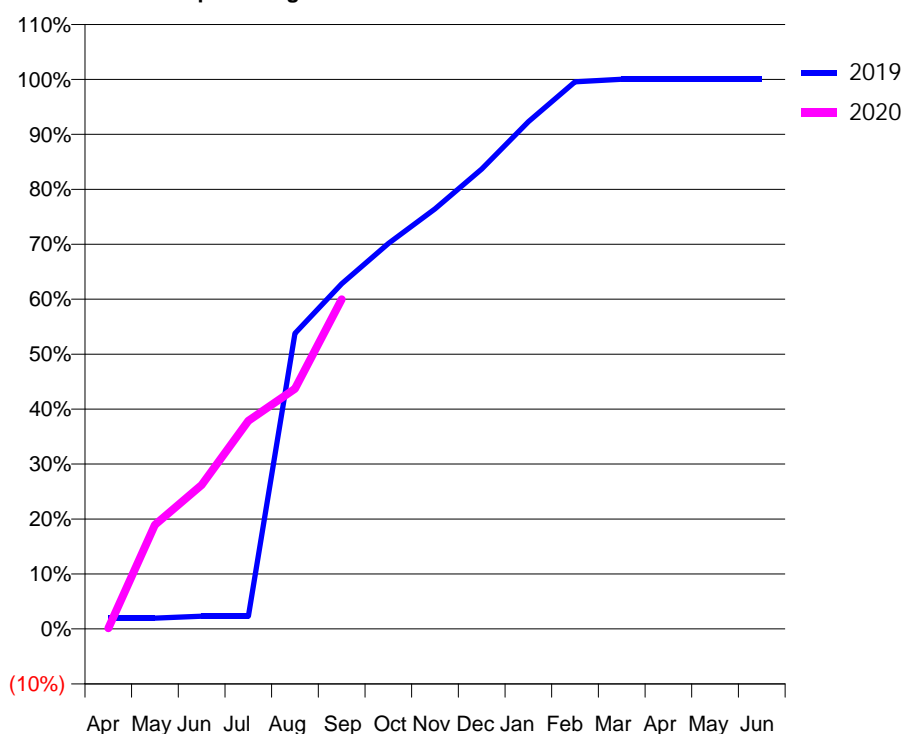
Q60 - Vital Signs Orthodontic At a Glance Contract Report for 574880/0001 - September 2019

| | | | |
|----------------------|---------------------------------------|---------------------------------------------|-------------|
| Name or company name | St Mary's Dental Practice Partnership | 19/20 Contracted general activity (UDA) | 6,462 |
| Contract type name | GDS Contract | Carry forward general activity (UDA) | 0 |
| Purpose of contract | General and Orthodontic | 19/20 Contracted orthodontic activity (UOA) | 1,462 |
| Contract start date | 01/04/2006 | Carry forward orthodontic activity (UOA) | 0 |
| Contract end date | | Baseline contract value | £216,321.61 |

| ACCESS | Contract | England and Wales |
|----------------------------------------------|----------|-------------------|
| 24 month ratio of assessments to patient IDs | 1.00 | 1.07 |

| ACTIVITY | Contract |
|-------------------------------------------------------------------------------------------|----------|
| Contract assess and fit appliances (case starts) as a percentage of Area Team case starts | 1.6 % |

Cumulative percentage of contracted UOA delivered 2019 & 2020



| Month | Adjusted Scheduled Activity (UOA) | | |
|-----------|-----------------------------------|-------|------|
| | 2018 | 2019 | 2020 |
| April | -271 | 29 | 2 |
| May | -81 | 29 | 277 |
| June | -79 | 34 | 383 |
| July | -77 | 34 | 554 |
| August | -67 | 786 | 639 |
| September | 710 | 918 | 877 |
| October | 928 | 1,025 | |
| November | 1,175 | 1,117 | |
| December | 1,175 | 1,223 | |
| January | 1,175 | 1,349 | |
| February | 1,406 | 1,455 | |
| March | 1,472 | 1,462 | |
| April | 1,481 | 1,462 | |
| May | 1,481 | 1,462 | |
| June | 1,498 | 1,462 | |

QUANTITY METRICS (rolling 12 month period)

| | Contract Quantity | Contract Base Number | Contract * | Area Team | Region | England |
|----------------------------------------------------------------------------------|-------------------|----------------------|------------|-----------|--------|---------|
| % of all assessments that were assess and fit appliances (case starts) | 66 | 98 | 67.3% | 61.2% | 56.3% | 57.9% |
| % of all assessments that were assess and refuse | 8 | 98 | 8.2% | 14.9% | 11.8% | 12.4% |
| % of all assessments that were assess and review | 24 | 98 | 24.5% | 23.9% | 31.9% | 29.7% |
| % of case starts with a reported IOTN of 3 and Aesthetic Component of 5 or below | 0 | 66 | <i>N/A</i> | 0.0% | 0.2% | 0.1% |
| % of case starts with a reported IOTN of 3 and Aesthetic Component of 6 or above | 1 | 66 | 1.5% | 2.9% | 4.0% | 4.0% |
| % of case starts with a reported IOTN of 4 | 59 | 66 | 89.4% | 79.5% | 76.4% | 78.0% |
| % of case starts with a reported IOTN of 5 | 6 | 66 | 9.1% | 16.4% | 17.9% | 16.6% |
| % of concluded courses in receipt of dual-arch fixed appliances | 31 | 31 | 100.0% | 85.8% | 70.6% | 74.0% |
| % of concluded courses where treatment was abandoned or discontinued | 0 | 31 | 0.0% | 8.4% | 9.8% | 8.5% |
| % of patients satisfied with the treatment they have received | 1 | 1 | 100.0% | 88.9% | 94.8% | 95.5% |

* Figures in italics indicate that the base number is less than 100.

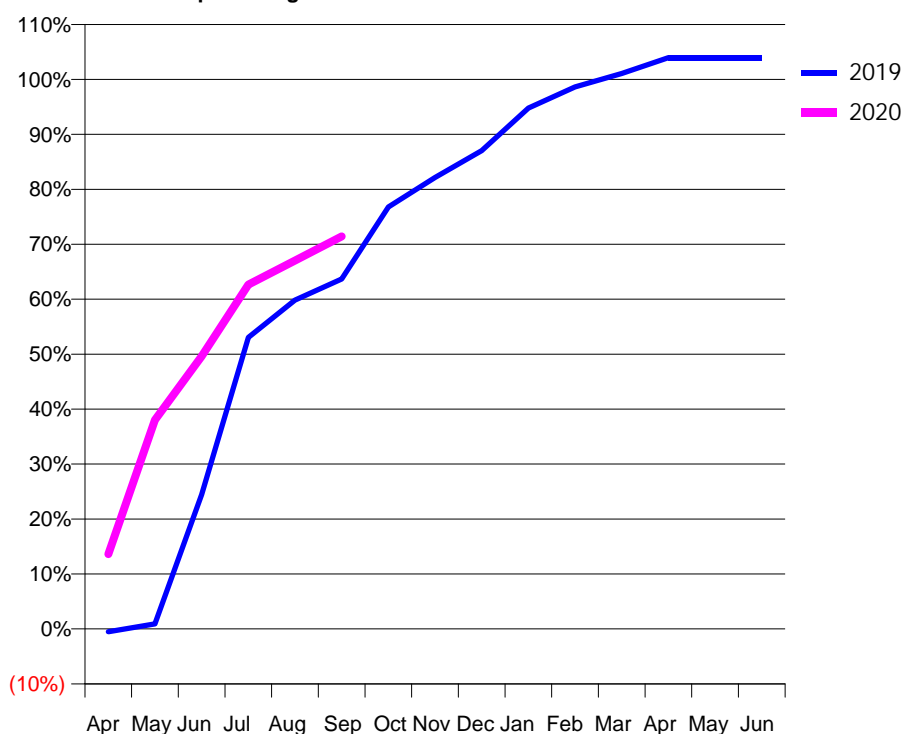
Q60 - Vital Signs Orthodontic At a Glance Contract Report for 636053/0001 - September 2019

| | | | |
|----------------------|---------------|---------------------------------------------|-------------|
| Name or company name | MR SS NANDHRA | 19/20 Contracted general activity (UDA) | 0 |
| Contract type name | PDS Contract | Carry forward general activity (UDA) | 0 |
| Purpose of contract | Orthodontic | 19/20 Contracted orthodontic activity (UOA) | 4,341 |
| Contract start date | 01/04/2006 | Carry forward orthodontic activity (UOA) | -86 |
| Contract end date | 21/08/2020 | Baseline contract value | £261,691.91 |

| ACCESS | Contract | England and Wales |
|----------------------------------------------|----------|-------------------|
| 24 month ratio of assessments to patient IDs | 1.01 | 1.07 |

| ACTIVITY | Contract |
|-------------------------------------------------------------------------------------------|----------|
| Contract assess and fit appliances (case starts) as a percentage of Area Team case starts | 5.5 % |

Cumulative percentage of contracted UOA delivered 2019 & 2020



| Month | Adjusted Scheduled Activity (UOA) | | |
|-----------|-----------------------------------|-------|-------|
| | 2018 | 2019 | 2020 |
| April | -2,360 | -23 | 592 |
| May | -2,338 | 41 | 1,650 |
| June | -1,637 | 1,061 | 2,154 |
| July | -1,205 | 2,303 | 2,721 |
| August | -590 | 2,597 | 2,910 |
| September | 489 | 2,765 | 3,101 |
| October | 2,155 | 3,334 | |
| November | 2,535 | 3,566 | |
| December | 3,086 | 3,778 | |
| January | 3,661 | 4,114 | |
| February | 3,892 | 4,282 | |
| March | 4,189 | 4,387 | |
| April | 4,252 | 4,513 | |
| May | 4,253 | 4,513 | |
| June | 4,276 | 4,513 | |

QUANTITY METRICS (rolling 12 month period)

| | Contract Quantity | Contract Base Number | Contract * | Area Team | Region | England |
|----------------------------------------------------------------------------------|-------------------|----------------------|------------|-----------|--------|---------|
| % of all assessments that were assess and fit appliances (case starts) | 228 | 228 | 100.0% | 61.2% | 56.3% | 57.9% |
| % of all assessments that were assess and refuse | 0 | 228 | 0.0% | 14.9% | 11.8% | 12.4% |
| % of all assessments that were assess and review | 0 | 228 | 0.0% | 23.9% | 31.9% | 29.7% |
| % of case starts with a reported IOTN of 3 and Aesthetic Component of 5 or below | 0 | 228 | N/A | 0.0% | 0.2% | 0.1% |
| % of case starts with a reported IOTN of 3 and Aesthetic Component of 6 or above | 0 | 228 | N/A | 2.9% | 4.0% | 4.0% |
| % of case starts with a reported IOTN of 4 | 178 | 228 | 78.1% | 79.5% | 76.4% | 78.0% |
| % of case starts with a reported IOTN of 5 | 49 | 228 | 21.5% | 16.4% | 17.9% | 16.6 % |
| % of concluded courses in receipt of dual-arch fixed appliances | 227 | 257 | 88.3% | 85.8% | 70.6% | 74.0% |
| % of concluded courses where treatment was abandoned or discontinued | 26 | 257 | 10.1% | 8.4% | 9.8% | 8.5% |
| % of patients satisfied with the treatment they have received | 1 | 1 | 100.0% | 88.9% | 94.8% | 95.5% |

* Figures in italics indicate that the base number is less than 100.

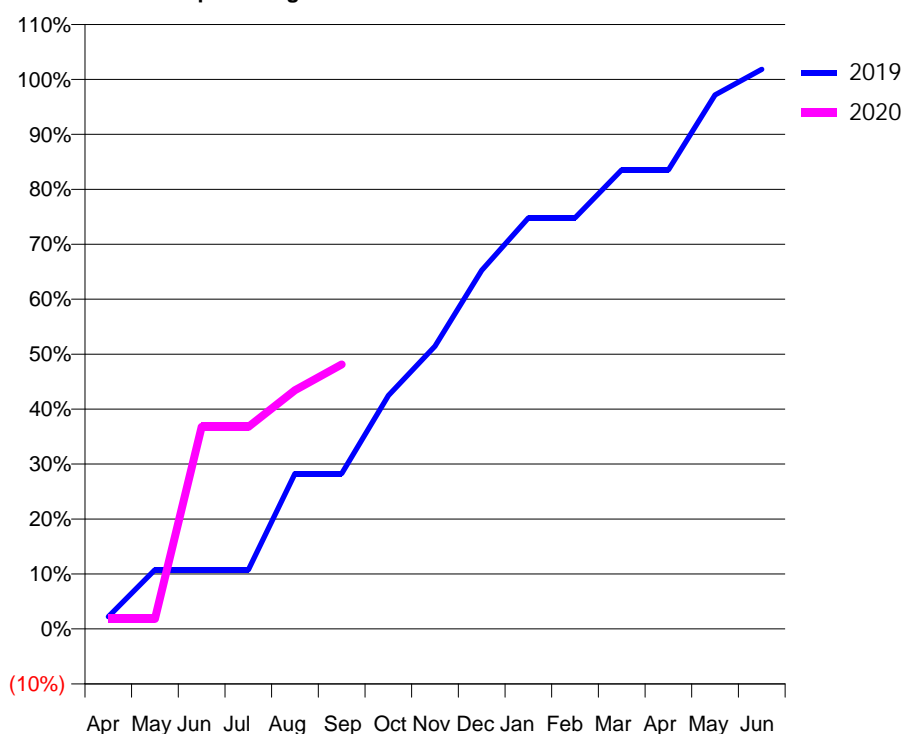
Q60 - Vital Signs Orthodontic At a Glance Contract Report for 643203/0001 - September 2019

| | | | |
|----------------------|-------------------------|---------------------------------------------|------------|
| Name or company name | MR GP MANZIE | 19/20 Contracted general activity (UDA) | 1,646 |
| Contract type name | GDS Contract | Carry forward general activity (UDA) | 61 |
| Purpose of contract | General and Orthodontic | 19/20 Contracted orthodontic activity (UOA) | 492 |
| Contract start date | 01/04/2006 | Carry forward orthodontic activity (UOA) | -9 |
| Contract end date | | Baseline contract value | £82,494.75 |

| ACCESS | Contract | England and Wales |
|----------------------------------------------|----------|-------------------|
| 24 month ratio of assessments to patient IDs | 1.02 | 1.07 |

| ACTIVITY | Contract |
|-------------------------------------------------------------------------------------------|----------|
| Contract assess and fit appliances (case starts) as a percentage of Area Team case starts | 0.7 % |

Cumulative percentage of contracted UOA delivered 2019 & 2020



| Month | Adjusted Scheduled Activity (UOA) | | |
|-----------|-----------------------------------|------|------|
| | 2018 | 2019 | 2020 |
| April | 2 | 11 | 9 |
| May | 152 | 53 | 9 |
| June | 215 | 53 | 181 |
| July | 278 | 53 | 181 |
| August | 301 | 139 | 214 |
| September | 370 | 139 | 237 |
| October | 435 | 209 | |
| November | 459 | 253 | |
| December | 501 | 321 | |
| January | 523 | 368 | |
| February | 524 | 368 | |
| March | 524 | 411 | |
| April | 524 | 411 | |
| May | 524 | 478 | |
| June | 524 | 501 | |

QUANTITY METRICS (rolling 12 month period)

| | Contract Quantity | Contract Base Number | Contract * | Area Team | Region | England |
|----------------------------------------------------------------------------------|-------------------|----------------------|------------|-----------|--------|---------|
| % of all assessments that were assess and fit appliances (case starts) | 27 | 66 | 40.9% | 61.2% | 56.3% | 57.9% |
| % of all assessments that were assess and refuse | 9 | 66 | 13.6% | 14.9% | 11.8% | 12.4% |
| % of all assessments that were assess and review | 30 | 66 | 45.5% | 23.9% | 31.9% | 29.7% |
| % of case starts with a reported IOTN of 3 and Aesthetic Component of 5 or below | 0 | 27 | N/A | 0.0% | 0.2% | 0.1% |
| % of case starts with a reported IOTN of 3 and Aesthetic Component of 6 or above | 2 | 27 | 7.4% | 2.9% | 4.0% | 4.0% |
| % of case starts with a reported IOTN of 4 | 22 | 27 | 81.5% | 79.5% | 76.4% | 78.0% |
| % of case starts with a reported IOTN of 5 | 3 | 27 | 11.1% | 16.4% | 17.9% | 16.6% |
| % of concluded courses in receipt of dual-arch fixed appliances | 18 | 21 | 85.7% | 85.8% | 70.6% | 74.0% |
| % of concluded courses where treatment was abandoned or discontinued | 2 | 21 | 9.5% | 8.4% | 9.8% | 8.5% |
| % of patients satisfied with the treatment they have received | 0 | 0 | N/A | 88.9% | 94.8% | 95.5% |

* Figures in italics indicate that the base number is less than 100.

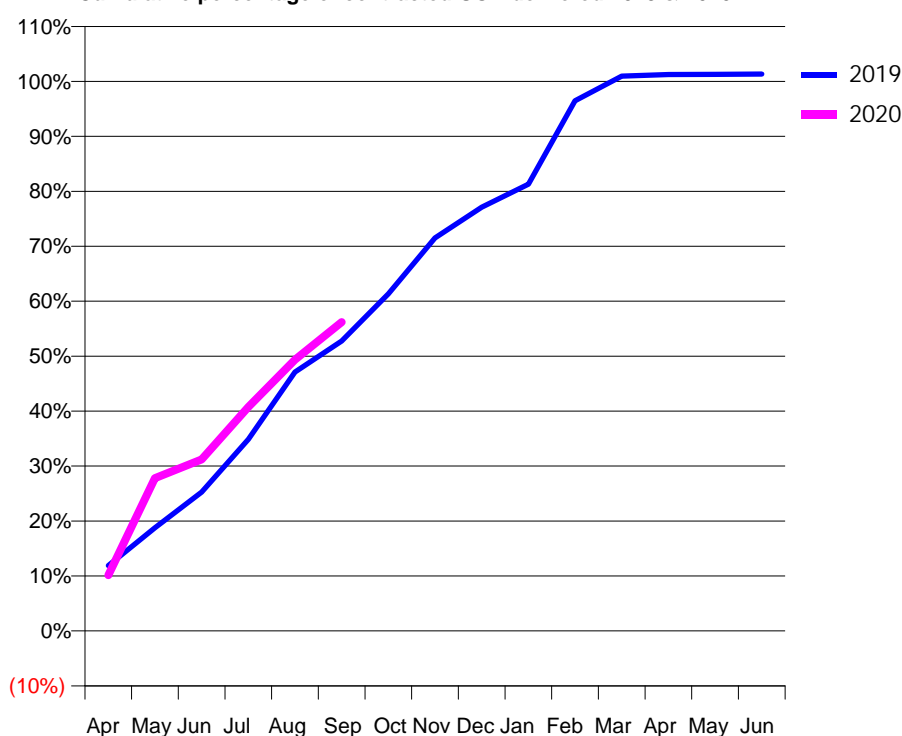
Q60 - Vital Signs Orthodontic At a Glance Contract Report for 651230/0002 - September 2019

| | | | |
|----------------------|------------------|---------------------------------------------|-------------|
| Name or company name | PKD Orthodontics | 19/20 Contracted general activity (UDA) | 0 |
| Contract type name | PDS Contract | Carry forward general activity (UDA) | 0 |
| Purpose of contract | Orthodontic | 19/20 Contracted orthodontic activity (UOA) | 8,363 |
| Contract start date | 01/05/2012 | Carry forward orthodontic activity (UOA) | -111 |
| Contract end date | 21/08/2020 | Baseline contract value | £578,322.44 |

| ACCESS | Contract | England and Wales |
|----------------------------------------------|----------|-------------------|
| 24 month ratio of assessments to patient IDs | 1.12 | 1.07 |

| ACTIVITY | Contract |
|-------------------------------------------------------------------------------------------|----------|
| Contract assess and fit appliances (case starts) as a percentage of Area Team case starts | 9.7 % |

Cumulative percentage of contracted UOA delivered 2019 & 2020



| Month | Adjusted Scheduled Activity (UOA) | | |
|-----------|-----------------------------------|-------|-------|
| | 2018 | 2019 | 2020 |
| April | 572 | 995 | 849 |
| May | 1,087 | 1,570 | 2,324 |
| June | 1,796 | 2,114 | 2,609 |
| July | 2,631 | 2,917 | 3,409 |
| August | 3,331 | 3,941 | 4,127 |
| September | 3,956 | 4,412 | 4,700 |
| October | 4,581 | 5,130 | |
| November | 5,365 | 5,979 | |
| December | 6,246 | 6,449 | |
| January | 7,009 | 6,798 | |
| February | 8,042 | 8,069 | |
| March | 8,372 | 8,442 | |
| April | 8,402 | 8,465 | |
| May | 8,406 | 8,469 | |
| June | 8,406 | 8,474 | |

QUANTITY METRICS (rolling 12 month period)

| | Contract Quantity | Contract Base Number | Contract * | Area Team | Region | England |
|----------------------------------------------------------------------------------|-------------------|----------------------|------------|-----------|--------|---------|
| % of all assessments that were assess and fit appliances (case starts) | 403 | 675 | 59.7% | 61.2% | 56.3% | 57.9% |
| % of all assessments that were assess and refuse | 99 | 675 | 14.7% | 14.9% | 11.8% | 12.4% |
| % of all assessments that were assess and review | 173 | 675 | 25.6% | 23.9% | 31.9% | 29.7% |
| % of case starts with a reported IOTN of 3 and Aesthetic Component of 5 or below | 0 | 403 | N/A | 0.0% | 0.2% | 0.1% |
| % of case starts with a reported IOTN of 3 and Aesthetic Component of 6 or above | 8 | 403 | 2.0% | 2.9% | 4.0% | 4.0% |
| % of case starts with a reported IOTN of 4 | 316 | 403 | 78.4% | 79.5% | 76.4% | 78.0% |
| % of case starts with a reported IOTN of 5 | 79 | 403 | 19.6% | 16.4% | 17.9% | 16.6 % |
| % of concluded courses in receipt of dual-arch fixed appliances | 370 | 389 | 95.1% | 85.8% | 70.6% | 74.0% |
| % of concluded courses where treatment was abandoned or discontinued | 7 | 389 | 1.8% | 8.4% | 9.8% | 8.5% |
| % of patients satisfied with the treatment they have received | 2 | 2 | 100.0% | 88.9% | 94.8% | 95.5% |

* Figures in italics indicate that the base number is less than 100.

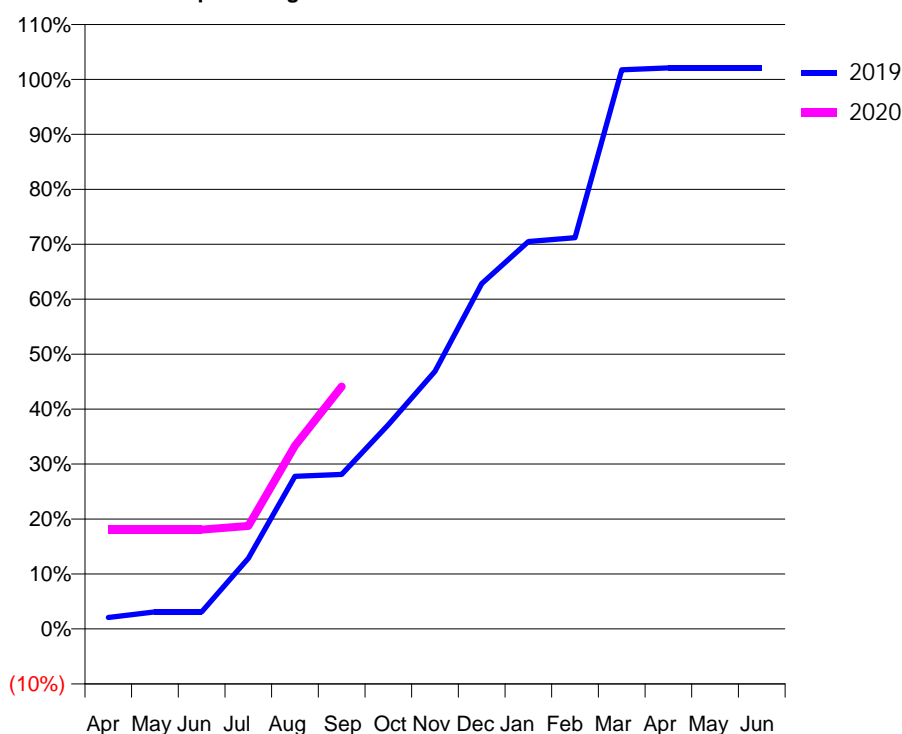
Q60 - Vital Signs Orthodontic At a Glance Contract Report for 772992/0001 - September 2019

| | | | |
|----------------------|--------------|---------------------------------------------|------------|
| Name or company name | MISS C BANKS | 19/20 Contracted general activity (UDA) | 0 |
| Contract type name | PDS Contract | Carry forward general activity (UDA) | 0 |
| Purpose of contract | Orthodontic | 19/20 Contracted orthodontic activity (UOA) | 288 |
| Contract start date | 01/04/2006 | Carry forward orthodontic activity (UOA) | -5 |
| Contract end date | 21/08/2020 | Baseline contract value | £17,621.05 |

| ACCESS | Contract | England and Wales |
|----------------------------------------------|----------|-------------------|
| 24 month ratio of assessments to patient IDs | 1.06 | 1.07 |

| ACTIVITY | Contract |
|-------------------------------------------------------------------------------------------|----------|
| Contract assess and fit appliances (case starts) as a percentage of Area Team case starts | 0.3 % |

Cumulative percentage of contracted UOA delivered 2019 & 2020



| Month | Adjusted Scheduled Activity (UOA) | | |
|-----------|-----------------------------------|------|------|
| | 2018 | 2019 | 2020 |
| April | 0 | 6 | 52 |
| May | 1 | 9 | 52 |
| June | 1 | 9 | 52 |
| July | 43 | 37 | 54 |
| August | 45 | 80 | 96 |
| September | 90 | 81 | 127 |
| October | 113 | 107 | |
| November | 157 | 135 | |
| December | 224 | 181 | |
| January | 224 | 203 | |
| February | 249 | 205 | |
| March | 278 | 293 | |
| April | 299 | 294 | |
| May | 299 | 294 | |
| June | 299 | 294 | |

QUANTITY METRICS (rolling 12 month period)

| | Contract Quantity | Contract Base Number | Contract * | Area Team | Region | England |
|----------------------------------------------------------------------------------|-------------------|----------------------|------------|-----------|--------|---------|
| % of all assessments that were assess and fit appliances (case starts) | 14 | 55 | 25.5% | 61.2% | 56.3% | 57.9% |
| % of all assessments that were assess and refuse | 7 | 55 | 12.7% | 14.9% | 11.8% | 12.4% |
| % of all assessments that were assess and review | 34 | 55 | 61.8% | 23.9% | 31.9% | 29.7% |
| % of case starts with a reported IOTN of 3 and Aesthetic Component of 5 or below | 0 | 14 | <i>N/A</i> | 0.0% | 0.2% | 0.1% |
| % of case starts with a reported IOTN of 3 and Aesthetic Component of 6 or above | 0 | 14 | <i>N/A</i> | 2.9% | 4.0% | 4.0% |
| % of case starts with a reported IOTN of 4 | 13 | 14 | 92.9% | 79.5% | 76.4% | 78.0% |
| % of case starts with a reported IOTN of 5 | 1 | 14 | 7.1% | 16.4% | 17.9% | 16.6% |
| % of concluded courses in receipt of dual-arch fixed appliances | 0 | 0 | <i>N/A</i> | 85.8% | 70.6% | 74.0% |
| % of concluded courses where treatment was abandoned or discontinued | 0 | 0 | <i>N/A</i> | 8.4% | 9.8% | 8.5% |
| % of patients satisfied with the treatment they have received | 0 | 0 | <i>N/A</i> | 88.9% | 94.8% | 95.5% |

* Figures in italics indicate that the base number is less than 100.

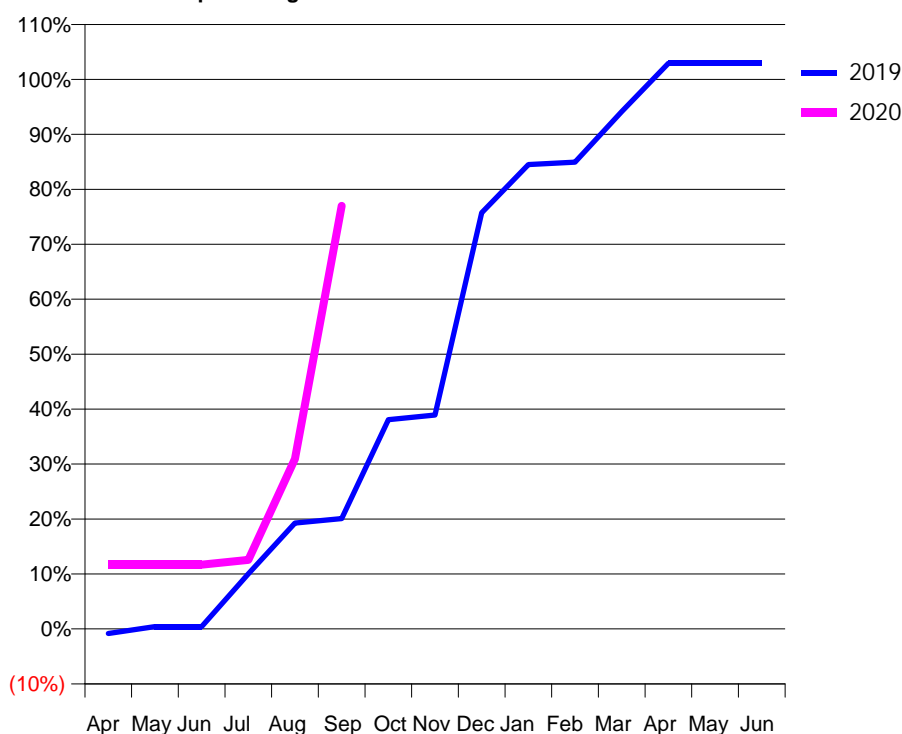
Q60 - Vital Signs Orthodontic At a Glance Contract Report for 822167/0003 - September 2019

| | | | |
|----------------------|-----------------|---------------------------------------------|------------|
| Name or company name | MISS CD HOLLINS | 19/20 Contracted general activity (UDA) | 0 |
| Contract type name | PDS Contract | Carry forward general activity (UDA) | 0 |
| Purpose of contract | Orthodontic | 19/20 Contracted orthodontic activity (UOA) | 239 |
| Contract start date | 06/02/2007 | Carry forward orthodontic activity (UOA) | -4 |
| Contract end date | 21/08/2020 | Baseline contract value | £16,353.49 |

| ACCESS | Contract | England and Wales |
|----------------------------------------------|----------|-------------------|
| 24 month ratio of assessments to patient IDs | 1.09 | 1.07 |

| ACTIVITY | Contract |
|-------------------------------------------------------------------------------------------|----------|
| Contract assess and fit appliances (case starts) as a percentage of Area Team case starts | 0.4 % |

Cumulative percentage of contracted UOA delivered 2019 & 2020



| Month | Adjusted Scheduled Activity (UOA) | | |
|-----------|-----------------------------------|------|------|
| | 2018 | 2019 | 2020 |
| April | 0 | -2 | 28 |
| May | 0 | 1 | 28 |
| June | 0 | 1 | 28 |
| July | 24 | 24 | 30 |
| August | 48 | 46 | 74 |
| September | 51 | 48 | 184 |
| October | 72 | 91 | |
| November | 115 | 93 | |
| December | 140 | 181 | |
| January | 162 | 202 | |
| February | 205 | 203 | |
| March | 209 | 225 | |
| April | 237 | 246 | |
| May | 237 | 246 | |
| June | 237 | 246 | |

QUANTITY METRICS (rolling 12 month period)

| | Contract Quantity | Contract Base Number | Contract * | Area Team | Region | England |
|----------------------------------------------------------------------------------|-------------------|----------------------|------------|-----------|--------|---------|
| % of all assessments that were assess and fit appliances (case starts) | 18 | 38 | 47.4% | 61.2% | 56.3% | 57.9% |
| % of all assessments that were assess and refuse | 3 | 38 | 7.9% | 14.9% | 11.8% | 12.4% |
| % of all assessments that were assess and review | 17 | 38 | 44.7% | 23.9% | 31.9% | 29.7% |
| % of case starts with a reported IOTN of 3 and Aesthetic Component of 5 or below | 0 | 18 | N/A | 0.0% | 0.2% | 0.1% |
| % of case starts with a reported IOTN of 3 and Aesthetic Component of 6 or above | 0 | 18 | N/A | 2.9% | 4.0% | 4.0% |
| % of case starts with a reported IOTN of 4 | 13 | 18 | 72.2% | 79.5% | 76.4% | 78.0% |
| % of case starts with a reported IOTN of 5 | 4 | 18 | 22.2% | 16.4% | 17.9% | 16.6% |
| % of concluded courses in receipt of dual-arch fixed appliances | 0 | 2 | N/A | 85.8% | 70.6% | 74.0% |
| % of concluded courses where treatment was abandoned or discontinued | 1 | 2 | 50.0% | 8.4% | 9.8% | 8.5% |
| % of patients satisfied with the treatment they have received | 0 | 0 | N/A | 88.9% | 94.8% | 95.5% |

* Figures in italics indicate that the base number is less than 100.

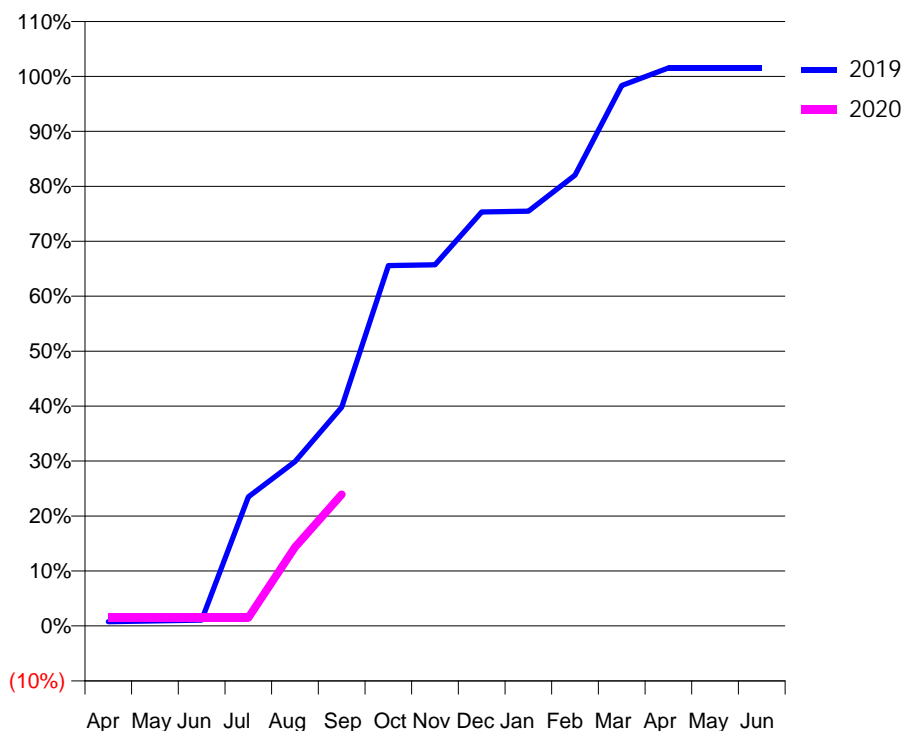
Q60 - Vital Signs Orthodontic At a Glance Contract Report for 840610/0001 - September 2019

| | | | |
|----------------------|-------------------------|---------------------------------------------|-------------|
| Name or company name | MR RK NAHAR | 19/20 Contracted general activity (UDA) | 17,203 |
| Contract type name | GDS Contract | Carry forward general activity (UDA) | 339 |
| Purpose of contract | General and Orthodontic | 19/20 Contracted orthodontic activity (UOA) | 656 |
| Contract start date | 01/04/2006 | Carry forward orthodontic activity (UOA) | -10 |
| Contract end date | | Baseline contract value | £464,978.34 |

| ACCESS | Contract | England and Wales |
|----------------------------------------------|----------|-------------------|
| 24 month ratio of assessments to patient IDs | 1.02 | 1.07 |

| ACTIVITY | Contract |
|-------------------------------------------------------------------------------------------|----------|
| Contract assess and fit appliances (case starts) as a percentage of Area Team case starts | 0.7 % |

Cumulative percentage of contracted UOA delivered 2019 & 2020



| Month | Adjusted Scheduled Activity (UOA) | | |
|-----------|-----------------------------------|------|------|
| | 2018 | 2019 | 2020 |
| April | -391 | 5 | 10 |
| May | -367 | 6 | 10 |
| June | -346 | 7 | 10 |
| July | -217 | 154 | 10 |
| August | -111 | 196 | 94 |
| September | 78 | 261 | 157 |
| October | 227 | 430 | |
| November | 290 | 431 | |
| December | 311 | 494 | |
| January | 441 | 495 | |
| February | 487 | 538 | |
| March | 619 | 645 | |
| April | 661 | 666 | |
| May | 661 | 666 | |
| June | 661 | 666 | |

QUANTITY METRICS (rolling 12 month period)

| | Contract Quantity | Contract Base Number | Contract * | Area Team | Region | England |
|----------------------------------------------------------------------------------|-------------------|----------------------|------------|-----------|--------|---------|
| % of all assessments that were assess and fit appliances (case starts) | 27 | 33 | 81.8% | 61.2% | 56.3% | 57.9% |
| % of all assessments that were assess and refuse | 2 | 33 | 6.1% | 14.9% | 11.8% | 12.4% |
| % of all assessments that were assess and review | 4 | 33 | 12.1% | 23.9% | 31.9% | 29.7% |
| % of case starts with a reported IOTN of 3 and Aesthetic Component of 5 or below | 0 | 27 | N/A | 0.0% | 0.2% | 0.1% |
| % of case starts with a reported IOTN of 3 and Aesthetic Component of 6 or above | 0 | 27 | N/A | 2.9% | 4.0% | 4.0% |
| % of case starts with a reported IOTN of 4 | 22 | 27 | 81.5% | 79.5% | 76.4% | 78.0% |
| % of case starts with a reported IOTN of 5 | 5 | 27 | 18.5% | 16.4% | 17.9% | 16.6% |
| % of concluded courses in receipt of dual-arch fixed appliances | 15 | 18 | 83.3% | 85.8% | 70.6% | 74.0% |
| % of concluded courses where treatment was abandoned or discontinued | 2 | 18 | 11.1% | 8.4% | 9.8% | 8.5% |
| % of patients satisfied with the treatment they have received | 0 | 0 | N/A | 88.9% | 94.8% | 95.5% |

* Figures in italics indicate that the base number is less than 100.

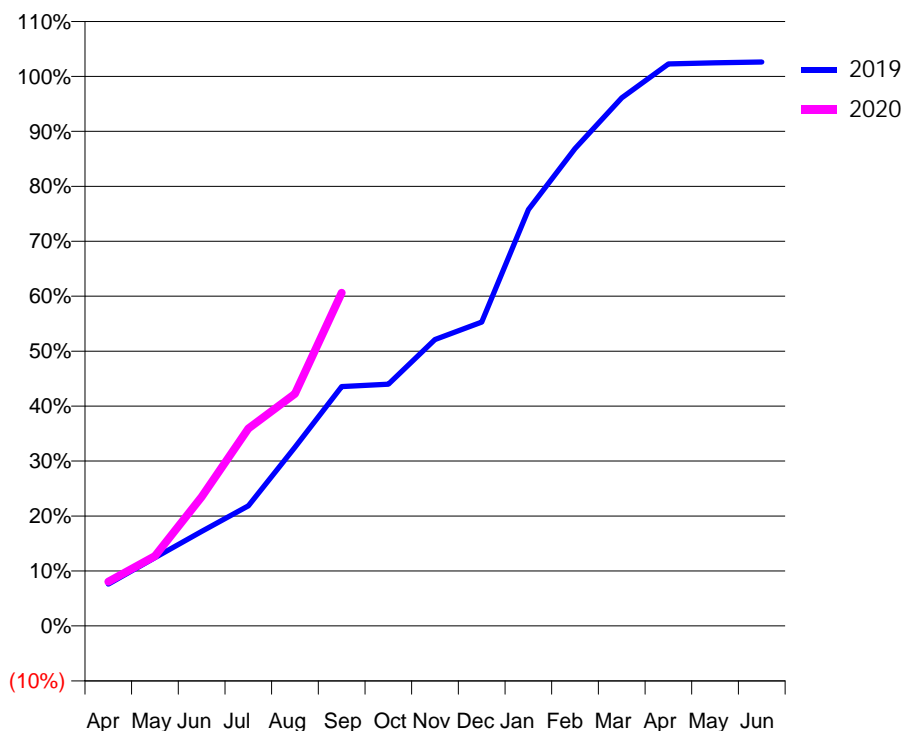
Q60 - Vital Signs Orthodontic At a Glance Contract Report for 910066/0001 - September 2019

| | | | |
|----------------------|-------------------------|---------------------------------------------|------------|
| Name or company name | DR AJ FAGG | 19/20 Contracted general activity (UDA) | 777 |
| Contract type name | GDS Contract | Carry forward general activity (UDA) | 0 |
| Purpose of contract | General and Orthodontic | 19/20 Contracted orthodontic activity (UOA) | 1,378 |
| Contract start date | 01/04/2006 | Carry forward orthodontic activity (UOA) | -27 |
| Contract end date | | Baseline contract value | £91,690.74 |

| ACCESS | Contract | England and Wales |
|----------------------------------------------|----------|-------------------|
| 24 month ratio of assessments to patient IDs | 1.02 | 1.07 |

| ACTIVITY | Contract |
|-------------------------------------------------------------------------------------------|----------|
| Contract assess and fit appliances (case starts) as a percentage of Area Team case starts | 1.8 % |

Cumulative percentage of contracted UOA delivered 2019 & 2020



| Month | Adjusted Scheduled Activity (UOA) | | |
|-----------|-----------------------------------|-------|------|
| | 2018 | 2019 | 2020 |
| April | 183 | 105 | 111 |
| May | 294 | 171 | 175 |
| June | 444 | 237 | 324 |
| July | 511 | 301 | 495 |
| August | 660 | 448 | 582 |
| September | 750 | 600 | 835 |
| October | 795 | 606 | |
| November | 1,010 | 718 | |
| December | 1,054 | 762 | |
| January | 1,118 | 1,044 | |
| February | 1,413 | 1,197 | |
| March | 1,416 | 1,324 | |
| April | 1,420 | 1,409 | |
| May | 1,420 | 1,412 | |
| June | 1,420 | 1,414 | |

QUANTITY METRICS (rolling 12 month period)

| | Contract Quantity | Contract Base Number | Contract * | Area Team | Region | England |
|----------------------------------------------------------------------------------|-------------------|----------------------|------------|-----------|--------|---------|
| % of all assessments that were assess and fit appliances (case starts) | 75 | 123 | 61.0% | 61.2% | 56.3% | 57.9% |
| % of all assessments that were assess and refuse | 19 | 123 | 15.4% | 14.9% | 11.8% | 12.4% |
| % of all assessments that were assess and review | 29 | 123 | 23.6% | 23.9% | 31.9% | 29.7% |
| % of case starts with a reported IOTN of 3 and Aesthetic Component of 5 or below | 0 | 75 | <i>N/A</i> | 0.0% | 0.2% | 0.1% |
| % of case starts with a reported IOTN of 3 and Aesthetic Component of 6 or above | 0 | 75 | <i>N/A</i> | 2.9% | 4.0% | 4.0% |
| % of case starts with a reported IOTN of 4 | 71 | 75 | 94.7% | 79.5% | 76.4% | 78.0% |
| % of case starts with a reported IOTN of 5 | 4 | 75 | 5.3% | 16.4% | 17.9% | 16.6% |
| % of concluded courses in receipt of dual-arch fixed appliances | 47 | 50 | 94.0% | 85.8% | 70.6% | 74.0% |
| % of concluded courses where treatment was abandoned or discontinued | 3 | 50 | 6.0% | 8.4% | 9.8% | 8.5% |
| % of patients satisfied with the treatment they have received | 0 | 0 | <i>N/A</i> | 88.9% | 94.8% | 95.5% |

* Figures in italics indicate that the base number is less than 100.

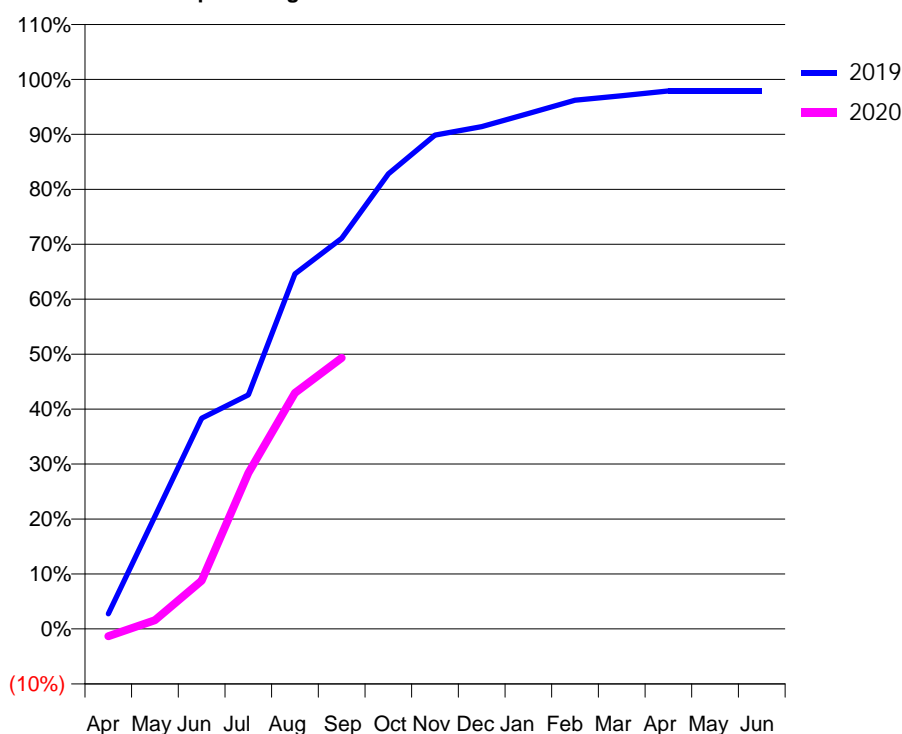
Q60 - Vital Signs Orthodontic At a Glance Contract Report for 927201/0001 - September 2019

| | | | |
|----------------------|-------------------------|---------------------------------------------|-------------|
| Name or company name | MR N AHMED | 19/20 Contracted general activity (UDA) | 17,708 |
| Contract type name | GDS Contract | Carry forward general activity (UDA) | 7 |
| Purpose of contract | General and Orthodontic | 19/20 Contracted orthodontic activity (UOA) | 2,688 |
| Contract start date | 01/04/2006 | Carry forward orthodontic activity (UOA) | 57 |
| Contract end date | | Baseline contract value | £615,887.34 |

| ACCESS | Contract | England and Wales |
|----------------------------------------------|----------|-------------------|
| 24 month ratio of assessments to patient IDs | 1.07 | 1.07 |

| ACTIVITY | Contract |
|-------------------------------------------------------------------------------------------|----------|
| Contract assess and fit appliances (case starts) as a percentage of Area Team case starts | 2.3 % |

Cumulative percentage of contracted UOA delivered 2019 & 2020



| Month | Adjusted Scheduled Activity (UOA) | | |
|-----------|-----------------------------------|-------|-------|
| | 2018 | 2019 | 2020 |
| April | -2,078 | 74 | -36 |
| May | -1,482 | 551 | 43 |
| June | -753 | 1,031 | 236 |
| July | -514 | 1,145 | 763 |
| August | -360 | 1,737 | 1,154 |
| September | -140 | 1,910 | 1,326 |
| October | 166 | 2,226 | |
| November | 797 | 2,415 | |
| December | 1,364 | 2,457 | |
| January | 1,497 | 2,521 | |
| February | 1,778 | 2,586 | |
| March | 2,315 | 2,608 | |
| April | 2,614 | 2,631 | |
| May | 2,677 | 2,631 | |
| June | 2,677 | 2,631 | |

QUANTITY METRICS (rolling 12 month period)

| | Contract Quantity | Contract Base Number | Contract * | Area Team | Region | England |
|----------------------------------------------------------------------------------|-------------------|----------------------|------------|-----------|--------|---------|
| % of all assessments that were assess and fit appliances (case starts) | 97 | 162 | 59.9% | 61.2% | 56.3% | 57.9% |
| % of all assessments that were assess and refuse | 13 | 162 | 8.0% | 14.9% | 11.8% | 12.4% |
| % of all assessments that were assess and review | 52 | 162 | 32.1% | 23.9% | 31.9% | 29.7% |
| % of case starts with a reported IOTN of 3 and Aesthetic Component of 5 or below | 0 | 97 | <i>N/A</i> | 0.0% | 0.2% | 0.1% |
| % of case starts with a reported IOTN of 3 and Aesthetic Component of 6 or above | 7 | 97 | 7.2% | 2.9% | 4.0% | 4.0% |
| % of case starts with a reported IOTN of 4 | 71 | 97 | 73.2% | 79.5% | 76.4% | 78.0% |
| % of case starts with a reported IOTN of 5 | 19 | 97 | 19.6% | 16.4% | 17.9% | 16.6% |
| % of concluded courses in receipt of dual-arch fixed appliances | 151 | 171 | 88.3% | 85.8% | 70.6% | 74.0% |
| % of concluded courses where treatment was abandoned or discontinued | 17 | 171 | 9.9% | 8.4% | 9.8% | 8.5% |
| % of patients satisfied with the treatment they have received | 1 | 1 | 100.0% | 88.9% | 94.8% | 95.5% |

* Figures in italics indicate that the base number is less than 100.

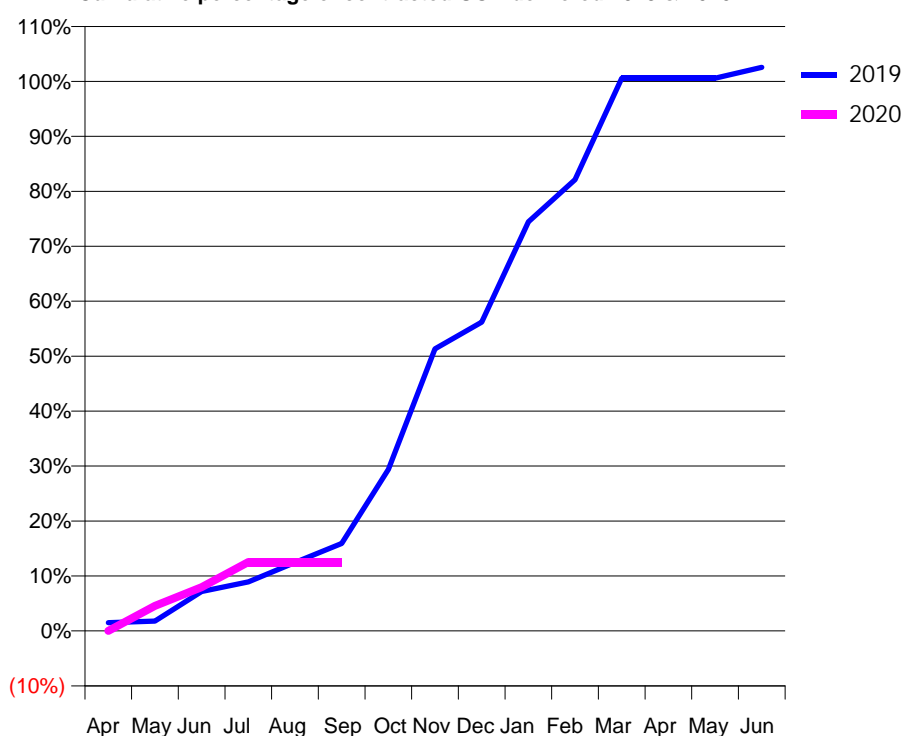
Q61 - Vital Signs Orthodontic At a Glance Contract Report for 101370/0143 - September 2019

| | | | |
|----------------------|------------------------------|---------------------------------------------|-------------|
| Name or company name | Petrie Tucker & Partners Ltd | 19/20 Contracted general activity (UDA) | 18,993 |
| Contract type name | GDS Contract | Carry forward general activity (UDA) | 0 |
| Purpose of contract | General and Orthodontic | 19/20 Contracted orthodontic activity (UOA) | 1,381 |
| Contract start date | 01/04/2015 | Carry forward orthodontic activity (UOA) | 0 |
| Contract end date | | Baseline contract value | £578,646.08 |

| ACCESS | Contract | England and Wales |
|----------------------------------------------|----------|-------------------|
| 24 month ratio of assessments to patient IDs | 1.15 | 1.07 |

| ACTIVITY | Contract |
|-------------------------------------------------------------------------------------------|----------|
| Contract assess and fit appliances (case starts) as a percentage of Area Team case starts | 0.4 % |

Cumulative percentage of contracted UOA delivered 2019 & 2020



| Month | Adjusted Scheduled Activity (UOA) | | |
|-----------|-----------------------------------|-------|------|
| | 2018 | 2019 | 2020 |
| April | 21 | 21 | 0 |
| May | 64 | 25 | 63 |
| June | 154 | 99 | 110 |
| July | 256 | 123 | 173 |
| August | 256 | 172 | 173 |
| September | 325 | 220 | 173 |
| October | 415 | 406 | |
| November | 497 | 709 | |
| December | 557 | 776 | |
| January | 854 | 1,028 | |
| February | 1,009 | 1,134 | |
| March | 1,243 | 1,389 | |
| April | 1,286 | 1,389 | |
| May | 1,286 | 1,389 | |
| June | 1,286 | 1,416 | |

QUANTITY METRICS (rolling 12 month period)

| | Contract Quantity | Contract Base Number | Contract * | Area Team | Region | England |
|----------------------------------------------------------------------------------|-------------------|----------------------|------------|-----------|--------|---------|
| % of all assessments that were assess and fit appliances (case starts) | 65 | 111 | 58.6% | 59.6% | 58.9% | 57.9% |
| % of all assessments that were assess and refuse | 17 | 111 | 15.3% | 17.0% | 14.9% | 12.4% |
| % of all assessments that were assess and review | 29 | 111 | 26.1% | 23.4% | 26.3% | 29.7% |
| % of case starts with a reported IOTN of 3 and Aesthetic Component of 5 or below | 0 | 65 | <i>N/A</i> | 0.0% | 0.1% | 0.1% |
| % of case starts with a reported IOTN of 3 and Aesthetic Component of 6 or above | 18 | 65 | 27.7% | 6.4% | 6.1% | 4.0% |
| % of case starts with a reported IOTN of 4 | 40 | 65 | 61.5% | 79.8% | 78.5% | 78.0% |
| % of case starts with a reported IOTN of 5 | 7 | 65 | 10.8% | 13.5% | 13.7% | 16.6% |
| % of concluded courses in receipt of dual-arch fixed appliances | 0 | 2 | <i>N/A</i> | 83.8% | 78.8% | 74.0% |
| % of concluded courses where treatment was abandoned or discontinued | 1 | 2 | 50.0% | 7.1% | 6.9% | 8.5% |
| % of patients satisfied with the treatment they have received | 0 | 0 | <i>N/A</i> | 90.3% | 93.5% | 95.5% |

* Figures in italics indicate that the base number is less than 100.

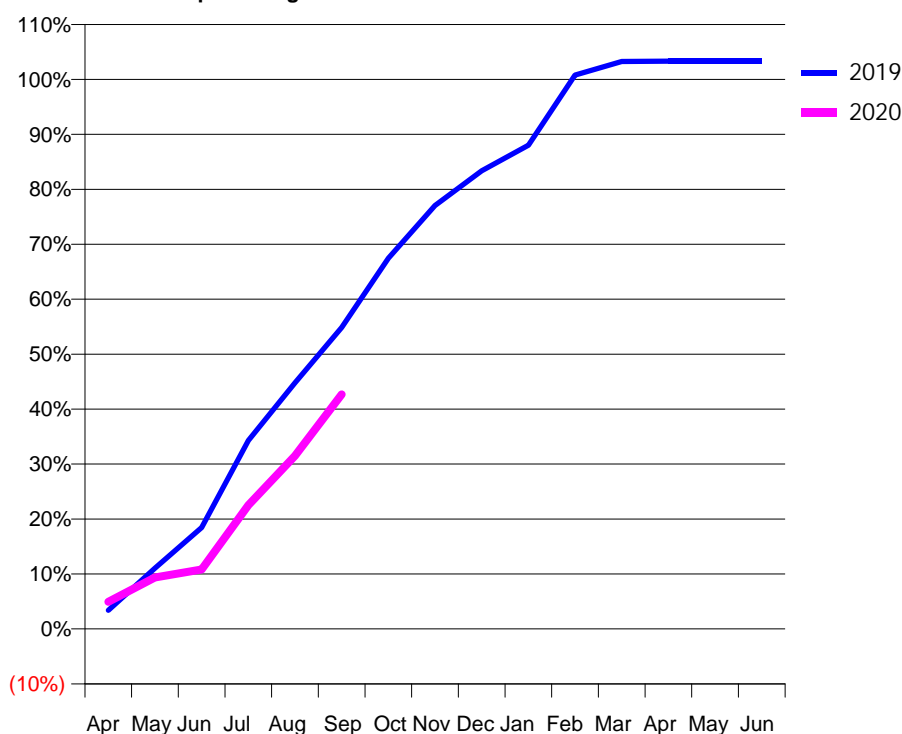
Q61 - Vital Signs Orthodontic At a Glance Contract Report for 109061/0001 - September 2019

| | | | |
|----------------------|--------------------------|---------------------------------------------|-------------|
| Name or company name | Davidoff Dental Practice | 19/20 Contracted general activity (UDA) | 14,478 |
| Contract type name | GDS Contract | Carry forward general activity (UDA) | -276 |
| Purpose of contract | General and Orthodontic | 19/20 Contracted orthodontic activity (UOA) | 1,420 |
| Contract start date | 23/11/2012 | Carry forward orthodontic activity (UOA) | -28 |
| Contract end date | | Baseline contract value | £532,073.55 |

| ACCESS | Contract | England and Wales |
|----------------------------------------------|----------|-------------------|
| 24 month ratio of assessments to patient IDs | 1.20 | 1.07 |

| ACTIVITY | Contract |
|-------------------------------------------------------------------------------------------|----------|
| Contract assess and fit appliances (case starts) as a percentage of Area Team case starts | 0.3 % |

Cumulative percentage of contracted UOA delivered 2019 & 2020



| Month | Adjusted Scheduled Activity (UOA) | | |
|-----------|-----------------------------------|-------|------|
| | 2018 | 2019 | 2020 |
| April | 36 | 48 | 70 |
| May | 120 | 157 | 133 |
| June | 141 | 262 | 154 |
| July | 281 | 487 | 320 |
| August | 381 | 636 | 447 |
| September | 712 | 779 | 606 |
| October | 764 | 958 | |
| November | 1,150 | 1,094 | |
| December | 1,254 | 1,184 | |
| January | 1,379 | 1,250 | |
| February | 1,434 | 1,431 | |
| March | 1,436 | 1,466 | |
| April | 1,436 | 1,467 | |
| May | 1,436 | 1,467 | |
| June | 1,436 | 1,467 | |

QUANTITY METRICS (rolling 12 month period)

| | Contract Quantity | Contract Base Number | Contract * | Area Team | Region | England |
|----------------------------------------------------------------------------------|-------------------|----------------------|------------|-----------|--------|---------|
| % of all assessments that were assess and fit appliances (case starts) | 50 | 288 | 17.4% | 59.6% | 58.9% | 57.9% |
| % of all assessments that were assess and refuse | 59 | 288 | 20.5% | 17.0% | 14.9% | 12.4% |
| % of all assessments that were assess and review | 179 | 288 | 62.2% | 23.4% | 26.3% | 29.7% |
| % of case starts with a reported IOTN of 3 and Aesthetic Component of 5 or below | 0 | 50 | <i>N/A</i> | 0.0% | 0.1% | 0.1% |
| % of case starts with a reported IOTN of 3 and Aesthetic Component of 6 or above | 0 | 50 | <i>N/A</i> | 6.4% | 6.1% | 4.0% |
| % of case starts with a reported IOTN of 4 | 46 | 50 | 92.0% | 79.8% | 78.5% | 78.0% |
| % of case starts with a reported IOTN of 5 | 4 | 50 | 8.0% | 13.5% | 13.7% | 16.6 % |
| % of concluded courses in receipt of dual-arch fixed appliances | 53 | 60 | 88.3% | 83.8% | 78.8% | 74.0% |
| % of concluded courses where treatment was abandoned or discontinued | 6 | 60 | 10.0% | 7.1% | 6.9% | 8.5% |
| % of patients satisfied with the treatment they have received | 0 | 0 | <i>N/A</i> | 90.3% | 93.5% | 95.5% |

* Figures in italics indicate that the base number is less than 100.

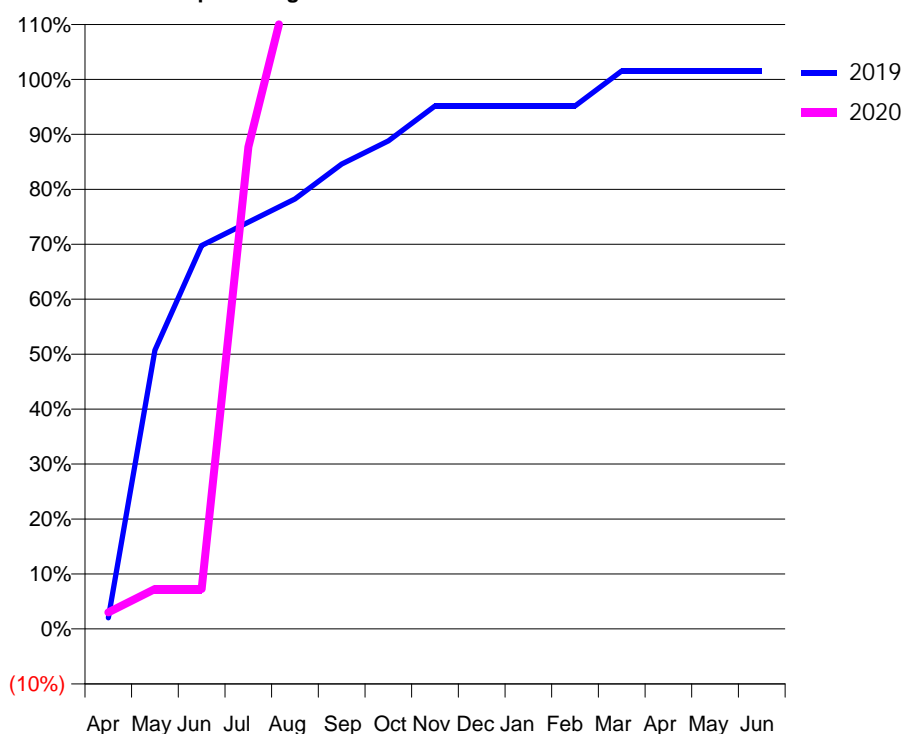
Q61 - Vital Signs Orthodontic At a Glance Contract Report for 109177/0001 - September 2019

| | | | |
|----------------------|-------------------------|---------------------------------------------|------------|
| Name or company name | The Orthodontic Gallery | 19/20 Contracted general activity (UDA) | 0 |
| Contract type name | PDS Contract | Carry forward general activity (UDA) | 0 |
| Purpose of contract | Orthodontic | 19/20 Contracted orthodontic activity (UOA) | 496 |
| Contract start date | 01/09/2007 | Carry forward orthodontic activity (UOA) | -15 |
| Contract end date | 30/09/2019 | Baseline contract value | £34,483.16 |

| ACCESS | Contract | England and Wales |
|----------------------------------------------|----------|-------------------|
| 24 month ratio of assessments to patient IDs | 1.00 | 1.07 |

| ACTIVITY | Contract |
|-------------------------------------------------------------------------------------------|----------|
| Contract assess and fit appliances (case starts) as a percentage of Area Team case starts | 0.3 % |

Cumulative percentage of contracted UOA delivered 2019 & 2020



| Month | Adjusted Scheduled Activity (UOA) | | |
|-----------|-----------------------------------|-------|------|
| | 2018 | 2019 | 2020 |
| April | 20 | 20 | 15 |
| May | 20 | 503 | 36 |
| June | 20 | 692 | 36 |
| July | 671 | 734 | 435 |
| August | 713 | 776 | 603 |
| September | 818 | 839 | 876 |
| October | 986 | 881 | |
| November | 1,028 | 944 | |
| December | 1,091 | 944 | |
| January | 1,091 | 944 | |
| February | 1,091 | 944 | |
| March | 1,091 | 1,007 | |
| April | 1,091 | 1,007 | |
| May | 1,091 | 1,007 | |
| June | 1,112 | 1,007 | |

QUANTITY METRICS (rolling 12 month period)

| | Contract Quantity | Contract Base Number | Contract * | Area Team | Region | England |
|----------------------------------------------------------------------------------|-------------------|----------------------|------------|-----------|--------|---------|
| % of all assessments that were assess and fit appliances (case starts) | 51 | 51 | 100.0% | 59.6% | 58.9% | 57.9% |
| % of all assessments that were assess and refuse | 0 | 51 | 0.0% | 17.0% | 14.9% | 12.4% |
| % of all assessments that were assess and review | 0 | 51 | 0.0% | 23.4% | 26.3% | 29.7% |
| % of case starts with a reported IOTN of 3 and Aesthetic Component of 5 or below | 0 | 51 | N/A | 0.0% | 0.1% | 0.1% |
| % of case starts with a reported IOTN of 3 and Aesthetic Component of 6 or above | 3 | 51 | 5.9% | 6.4% | 6.1% | 4.0% |
| % of case starts with a reported IOTN of 4 | 43 | 51 | 84.3% | 79.8% | 78.5% | 78.0% |
| % of case starts with a reported IOTN of 5 | 5 | 51 | 9.8% | 13.5% | 13.7% | 16.6% |
| % of concluded courses in receipt of dual-arch fixed appliances | 0 | 43 | N/A | 83.8% | 78.8% | 74.0% |
| % of concluded courses where treatment was abandoned or discontinued | 0 | 43 | 0.0% | 7.1% | 6.9% | 8.5% |
| % of patients satisfied with the treatment they have received | 0 | 0 | N/A | 90.3% | 93.5% | 95.5% |

* Figures in italics indicate that the base number is less than 100.

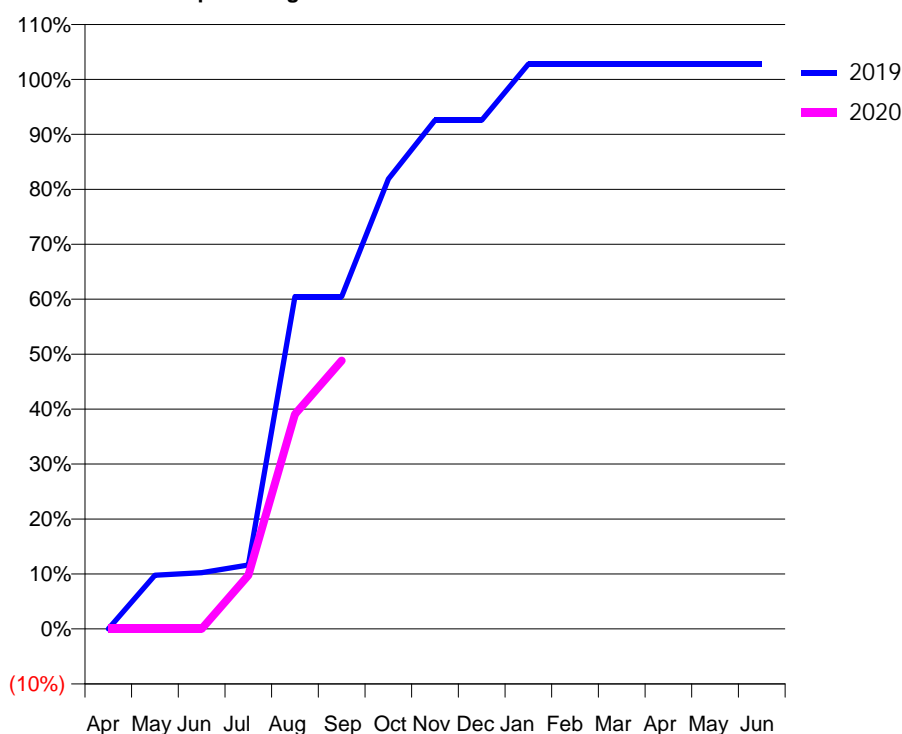
Q61 - Vital Signs Orthodontic At a Glance Contract Report for 109665/0001 - September 2019

| | | | |
|----------------------|-------------------------|---------------------------------------------|-------------|
| Name or company name | Woodford Dental Care | 19/20 Contracted general activity (UDA) | 15,510 |
| Contract type name | Pilot Contract | Carry forward general activity (UDA) | 0 |
| Purpose of contract | General and Orthodontic | 19/20 Contracted orthodontic activity (UOA) | 215 |
| Contract start date | 01/11/2006 | Carry forward orthodontic activity (UOA) | 0 |
| Contract end date | | Baseline contract value | £549,361.66 |

| ACCESS | Contract | England and Wales |
|----------------------------------------------|----------|-------------------|
| 24 month ratio of assessments to patient IDs | 1.25 | 1.07 |

| ACTIVITY | Contract |
|-------------------------------------------------------------------------------------------|----------|
| Contract assess and fit appliances (case starts) as a percentage of Area Team case starts | 0.1 % |

Cumulative percentage of contracted UOA delivered 2019 & 2020



| Month | Adjusted Scheduled Activity (UOA) | | |
|-----------|-----------------------------------|------|------|
| | 2018 | 2019 | 2020 |
| April | 0 | 0 | 0 |
| May | 0 | 21 | 0 |
| June | 0 | 22 | 0 |
| July | 0 | 25 | 21 |
| August | 0 | 130 | 84 |
| September | 1 | 130 | 105 |
| October | 86 | 176 | |
| November | 113 | 199 | |
| December | 134 | 199 | |
| January | 135 | 221 | |
| February | 198 | 221 | |
| March | 198 | 221 | |
| April | 198 | 221 | |
| May | 198 | 221 | |
| June | 198 | 221 | |

QUANTITY METRICS (rolling 12 month period)

| | Contract Quantity | Contract Base Number | Contract * | Area Team | Region | England |
|----------------------------------------------------------------------------------|-------------------|----------------------|------------|-----------|--------|---------|
| % of all assessments that were assess and fit appliances (case starts) | 9 | 16 | 56.3% | 59.6% | 58.9% | 57.9% |
| % of all assessments that were assess and refuse | 4 | 16 | 25.0% | 17.0% | 14.9% | 12.4% |
| % of all assessments that were assess and review | 3 | 16 | 18.8% | 23.4% | 26.3% | 29.7% |
| % of case starts with a reported IOTN of 3 and Aesthetic Component of 5 or below | 0 | 9 | N/A | 0.0% | 0.1% | 0.1% |
| % of case starts with a reported IOTN of 3 and Aesthetic Component of 6 or above | 1 | 9 | 11.1% | 6.4% | 6.1% | 4.0% |
| % of case starts with a reported IOTN of 4 | 8 | 9 | 88.9% | 79.8% | 78.5% | 78.0% |
| % of case starts with a reported IOTN of 5 | 0 | 9 | N/A | 13.5% | 13.7% | 16.6% |
| % of concluded courses in receipt of dual-arch fixed appliances | 0 | 10 | N/A | 83.8% | 78.8% | 74.0% |
| % of concluded courses where treatment was abandoned or discontinued | 0 | 10 | 0.0% | 7.1% | 6.9% | 8.5% |
| % of patients satisfied with the treatment they have received | 0 | 0 | N/A | 90.3% | 93.5% | 95.5% |

* Figures in italics indicate that the base number is less than 100.

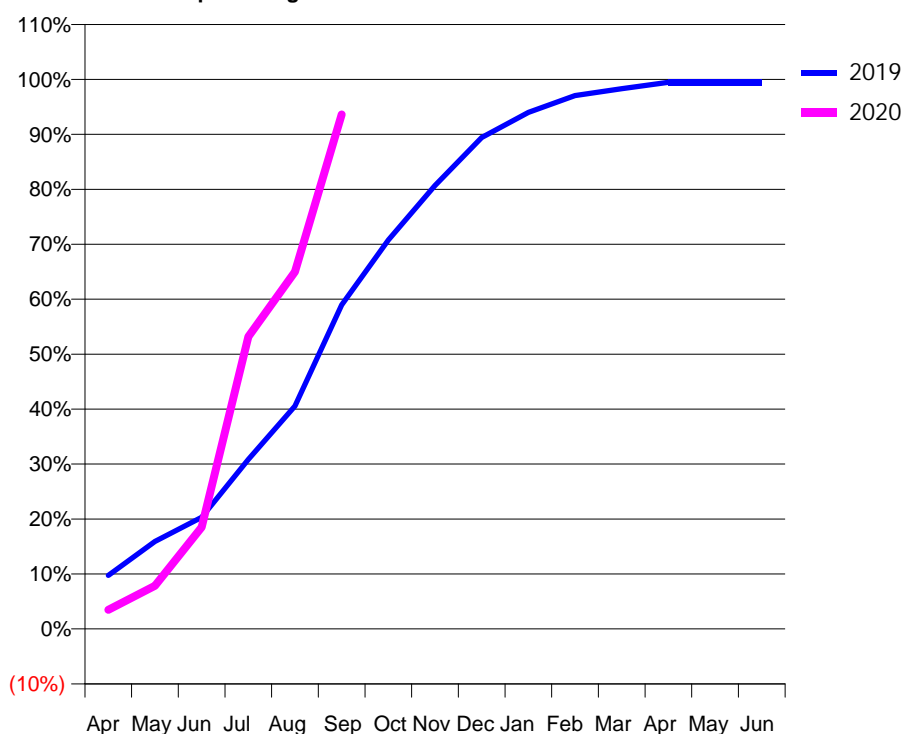
Q61 - Vital Signs Orthodontic At a Glance Contract Report for 114200/0001 - September 2019

| | | | |
|----------------------|-----------------------|---------------------------------------------|-------------|
| Name or company name | Share a Smile Limited | 19/20 Contracted general activity (UDA) | 0 |
| Contract type name | PDS Contract | Carry forward general activity (UDA) | 0 |
| Purpose of contract | Orthodontic | 19/20 Contracted orthodontic activity (UOA) | 12,190 |
| Contract start date | 01/04/2008 | Carry forward orthodontic activity (UOA) | 65 |
| Contract end date | 30/09/2019 | Baseline contract value | £818,161.66 |

| ACCESS | Contract | England and Wales |
|----------------------------------------------|----------|-------------------|
| 24 month ratio of assessments to patient IDs | 1.04 | 1.07 |

| ACTIVITY | Contract |
|-------------------------------------------------------------------------------------------|----------|
| Contract assess and fit appliances (case starts) as a percentage of Area Team case starts | 5.1 % |

Cumulative percentage of contracted UOA delivered 2019 & 2020



| Month | Adjusted Scheduled Activity (UOA) | | |
|-----------|-----------------------------------|--------|--------|
| | 2018 | 2019 | 2020 |
| April | 862 | 1,148 | 425 |
| May | 2,362 | 1,875 | 958 |
| June | 3,216 | 2,395 | 2,257 |
| July | 4,197 | 3,634 | 6,486 |
| August | 4,769 | 4,777 | 7,919 |
| September | 5,404 | 6,945 | 11,411 |
| October | 6,386 | 8,337 | |
| November | 7,724 | 9,504 | |
| December | 8,788 | 10,531 | |
| January | 9,268 | 11,073 | |
| February | 10,525 | 11,431 | |
| March | 11,752 | 11,579 | |
| April | 11,773 | 11,714 | |
| May | 11,775 | 11,714 | |
| June | 11,775 | 11,714 | |

QUANTITY METRICS (rolling 12 month period)

| | Contract Quantity | Contract Base Number | Contract * | Area Team | Region | England |
|----------------------------------------------------------------------------------|-------------------|----------------------|------------|-----------|--------|---------|
| % of all assessments that were assess and fit appliances (case starts) | 760 | 1,241 | 61.2% | 59.6% | 58.9% | 57.9% |
| % of all assessments that were assess and refuse | 255 | 1,241 | 20.5% | 17.0% | 14.9% | 12.4% |
| % of all assessments that were assess and review | 226 | 1,241 | 18.2% | 23.4% | 26.3% | 29.7% |
| % of case starts with a reported IOTN of 3 and Aesthetic Component of 5 or below | 0 | 760 | N/A | 0.0% | 0.1% | 0.1% |
| % of case starts with a reported IOTN of 3 and Aesthetic Component of 6 or above | 24 | 760 | 3.2% | 6.4% | 6.1% | 4.0% |
| % of case starts with a reported IOTN of 4 | 664 | 760 | 87.4% | 79.8% | 78.5% | 78.0% |
| % of case starts with a reported IOTN of 5 | 72 | 760 | 9.5% | 13.5% | 13.7% | 16.6 % |
| % of concluded courses in receipt of dual-arch fixed appliances | 434 | 477 | 91.0% | 83.8% | 78.8% | 74.0% |
| % of concluded courses where treatment was abandoned or discontinued | 20 | 477 | 4.2% | 7.1% | 6.9% | 8.5% |
| % of patients satisfied with the treatment they have received | 3 | 3 | 100.0% | 90.3% | 93.5% | 95.5% |

* Figures in italics indicate that the base number is less than 100.

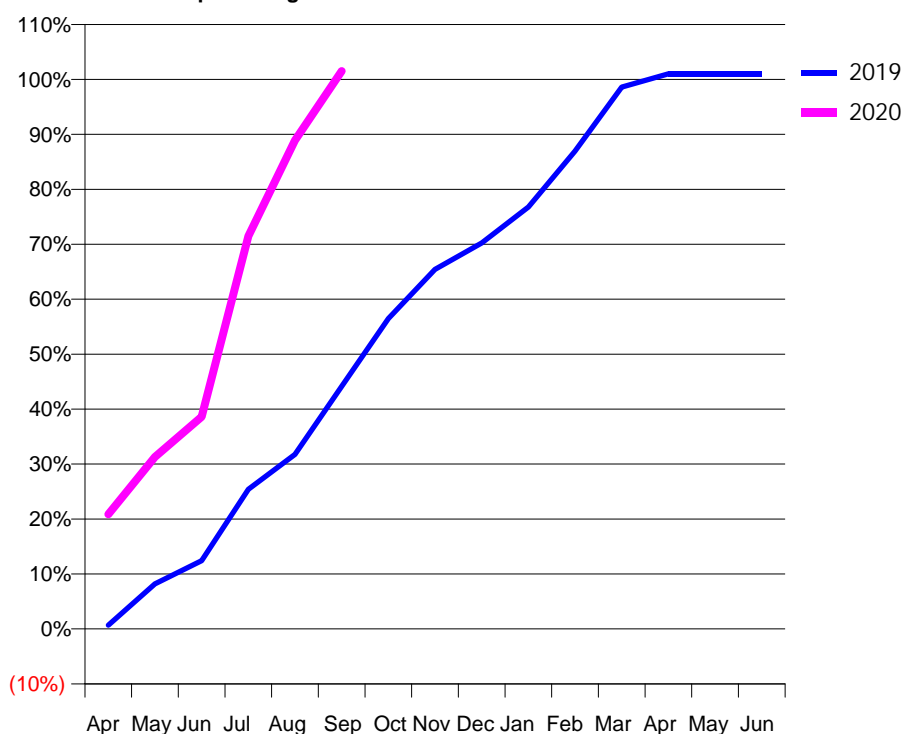
Q61 - Vital Signs Orthodontic At a Glance Contract Report for 136263/0001 - September 2019

| | | | |
|----------------------|---------------------------------|---------------------------------------------|-------------|
| Name or company name | Barnet Orthodontic Practice Ltd | 19/20 Contracted general activity (UDA) | 0 |
| Contract type name | PDS Contract | Carry forward general activity (UDA) | 0 |
| Purpose of contract | Orthodontic | 19/20 Contracted orthodontic activity (UOA) | 2,611 |
| Contract start date | 01/06/2012 | Carry forward orthodontic activity (UOA) | -52 |
| Contract end date | 30/09/2019 | Baseline contract value | £180,077.80 |

| ACCESS | Contract | England and Wales |
|----------------------------------------------|----------|-------------------|
| 24 month ratio of assessments to patient IDs | 1.02 | 1.07 |

| ACTIVITY | Contract |
|-------------------------------------------------------------------------------------------|----------|
| Contract assess and fit appliances (case starts) as a percentage of Area Team case starts | 1.8 % |

Cumulative percentage of contracted UOA delivered 2019 & 2020



| Month | Adjusted Scheduled Activity (UOA) | | |
|-----------|-----------------------------------|-------|-------|
| | 2018 | 2019 | 2020 |
| April | 131 | 36 | 545 |
| May | 508 | 428 | 817 |
| June | 794 | 648 | 1,008 |
| July | 1,438 | 1,328 | 1,866 |
| August | 1,727 | 1,659 | 2,321 |
| September | 2,021 | 2,305 | 2,650 |
| October | 2,411 | 2,949 | |
| November | 2,940 | 3,415 | |
| December | 3,297 | 3,668 | |
| January | 3,759 | 4,010 | |
| February | 4,243 | 4,539 | |
| March | 5,023 | 5,148 | |
| April | 5,258 | 5,274 | |
| May | 5,258 | 5,274 | |
| June | 5,258 | 5,274 | |

QUANTITY METRICS (rolling 12 month period)

| | Contract Quantity | Contract Base Number | Contract * | Area Team | Region | England |
|----------------------------------------------------------------------------------|-------------------|----------------------|------------|-----------|--------|---------|
| % of all assessments that were assess and fit appliances (case starts) | 263 | 426 | 61.7% | 59.6% | 58.9% | 57.9% |
| % of all assessments that were assess and refuse | 82 | 426 | 19.2% | 17.0% | 14.9% | 12.4% |
| % of all assessments that were assess and review | 81 | 426 | 19.0% | 23.4% | 26.3% | 29.7% |
| % of case starts with a reported IOTN of 3 and Aesthetic Component of 5 or below | 0 | 263 | N/A | 0.0% | 0.1% | 0.1% |
| % of case starts with a reported IOTN of 3 and Aesthetic Component of 6 or above | 1 | 263 | 0.4% | 6.4% | 6.1% | 4.0% |
| % of case starts with a reported IOTN of 4 | 256 | 263 | 97.3% | 79.8% | 78.5% | 78.0% |
| % of case starts with a reported IOTN of 5 | 6 | 263 | 2.3% | 13.5% | 13.7% | 16.6 % |
| % of concluded courses in receipt of dual-arch fixed appliances | 154 | 209 | 73.7% | 83.8% | 78.8% | 74.0% |
| % of concluded courses where treatment was abandoned or discontinued | 28 | 209 | 13.4% | 7.1% | 6.9% | 8.5% |
| % of patients satisfied with the treatment they have received | 0 | 0 | N/A | 90.3% | 93.5% | 95.5% |

* Figures in italics indicate that the base number is less than 100.

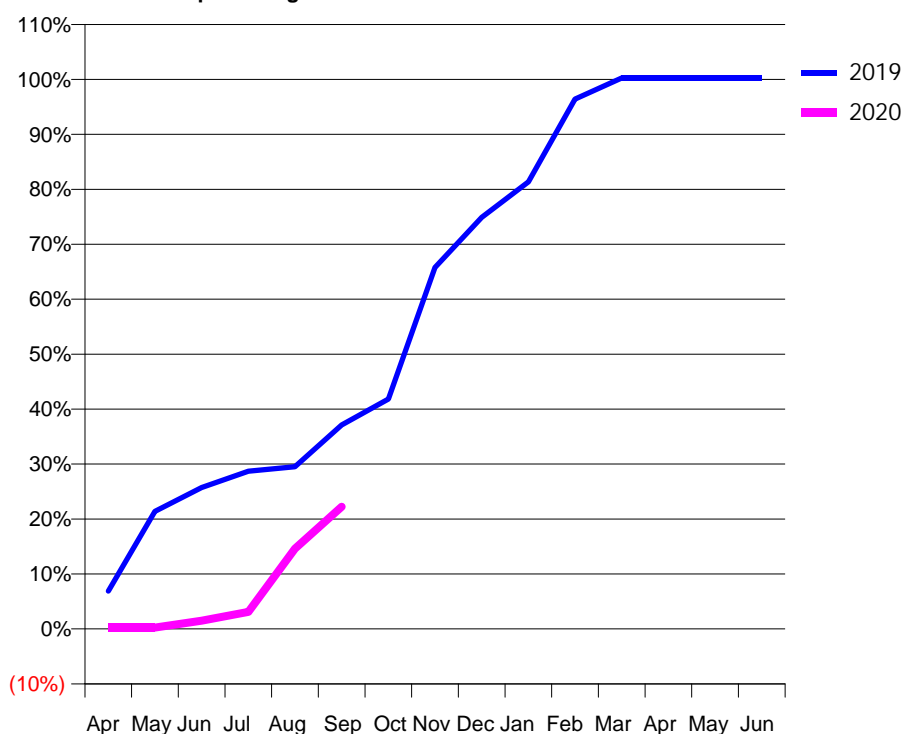
Q61 - Vital Signs Orthodontic At a Glance Contract Report for 140252/0001 - September 2019

| | | | |
|----------------------|---------------------------|---------------------------------------------|-------------|
| Name or company name | Mrs S Talwar & Dr R Khera | 19/20 Contracted general activity (UDA) | 3,745 |
| Contract type name | GDS Contract | Carry forward general activity (UDA) | -74 |
| Purpose of contract | General and Orthodontic | 19/20 Contracted orthodontic activity (UOA) | 2,645 |
| Contract start date | 10/01/2009 | Carry forward orthodontic activity (UOA) | -7 |
| Contract end date | | Baseline contract value | £279,305.46 |

| ACCESS | Contract | England and Wales |
|----------------------------------------------|----------|-------------------|
| 24 month ratio of assessments to patient IDs | 1.08 | 1.07 |

| ACTIVITY | Contract |
|-------------------------------------------------------------------------------------------|----------|
| Contract assess and fit appliances (case starts) as a percentage of Area Team case starts | 0.7 % |

Cumulative percentage of contracted UOA delivered 2019 & 2020



| Month | Adjusted Scheduled Activity (UOA) | | |
|-----------|-----------------------------------|-------|------|
| | 2018 | 2019 | 2020 |
| April | -4 | 182 | 7 |
| May | 20 | 566 | 7 |
| June | 592 | 681 | 40 |
| July | 775 | 759 | 82 |
| August | 860 | 781 | 387 |
| September | 1,028 | 982 | 588 |
| October | 1,175 | 1,106 | |
| November | 1,494 | 1,740 | |
| December | 1,950 | 1,981 | |
| January | 2,375 | 2,152 | |
| February | 2,602 | 2,550 | |
| March | 2,648 | 2,652 | |
| April | 2,648 | 2,652 | |
| May | 2,648 | 2,652 | |
| June | 2,648 | 2,652 | |

QUANTITY METRICS (rolling 12 month period)

| | Contract Quantity | Contract Base Number | Contract * | Area Team | Region | England |
|----------------------------------------------------------------------------------|-------------------|----------------------|------------|-----------|--------|---------|
| % of all assessments that were assess and fit appliances (case starts) | 99 | 342 | 28.9% | 59.6% | 58.9% | 57.9% |
| % of all assessments that were assess and refuse | 126 | 342 | 36.8% | 17.0% | 14.9% | 12.4% |
| % of all assessments that were assess and review | 117 | 342 | 34.2% | 23.4% | 26.3% | 29.7% |
| % of case starts with a reported IOTN of 3 and Aesthetic Component of 5 or below | 0 | 99 | <i>N/A</i> | 0.0% | 0.1% | 0.1% |
| % of case starts with a reported IOTN of 3 and Aesthetic Component of 6 or above | 0 | 99 | <i>N/A</i> | 6.4% | 6.1% | 4.0% |
| % of case starts with a reported IOTN of 4 | 93 | 99 | 93.9% | 79.8% | 78.5% | 78.0% |
| % of case starts with a reported IOTN of 5 | 6 | 99 | 6.1% | 13.5% | 13.7% | 16.6% |
| % of concluded courses in receipt of dual-arch fixed appliances | 56 | 62 | 90.3% | 83.8% | 78.8% | 74.0% |
| % of concluded courses where treatment was abandoned or discontinued | 2 | 62 | 3.2% | 7.1% | 6.9% | 8.5% |
| % of patients satisfied with the treatment they have received | 0 | 0 | <i>N/A</i> | 90.3% | 93.5% | 95.5% |

* Figures in italics indicate that the base number is less than 100.

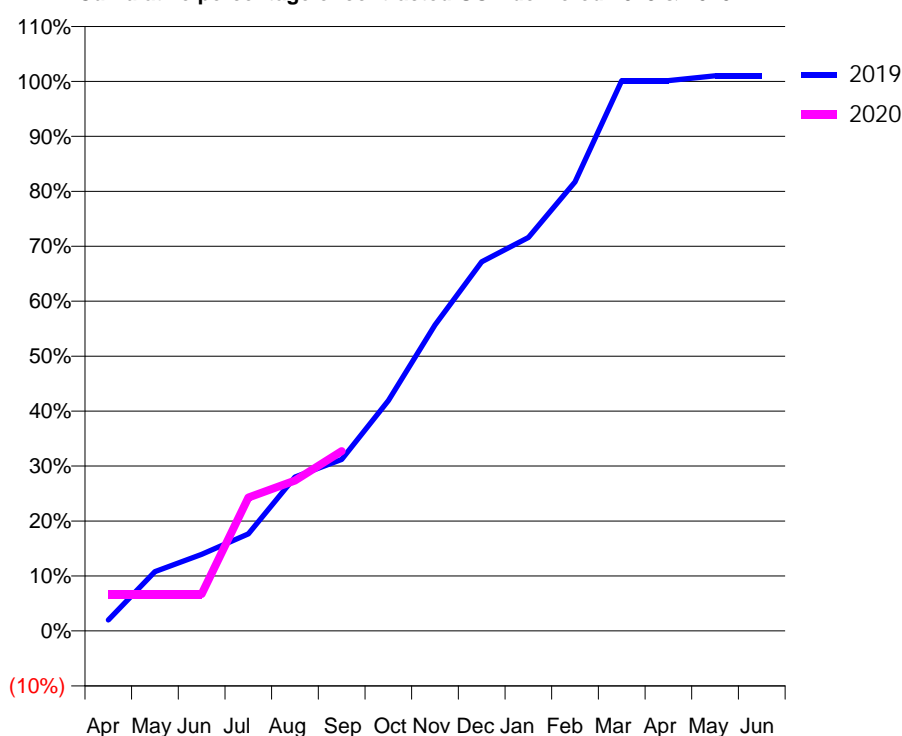
Q61 - Vital Signs Orthodontic At a Glance Contract Report for 143693/0002 - September 2019

| | | | |
|----------------------|-------------------------------|---------------------------------------------|---------------|
| Name or company name | Newham Family Dental Care Ltd | 19/20 Contracted general activity (UDA) | 34,786 |
| Contract type name | GDS Contract | Carry forward general activity (UDA) | -384 |
| Purpose of contract | General and Orthodontic | 19/20 Contracted orthodontic activity (UOA) | 4,781 |
| Contract start date | 12/03/2008 | Carry forward orthodontic activity (UOA) | -48 |
| Contract end date | | Baseline contract value | £1,970,176.95 |

| ACCESS | Contract | England and Wales |
|----------------------------------------------|----------|-------------------|
| 24 month ratio of assessments to patient IDs | 1.08 | 1.07 |

| ACTIVITY | Contract |
|-------------------------------------------------------------------------------------------|----------|
| Contract assess and fit appliances (case starts) as a percentage of Area Team case starts | 1.5 % |

Cumulative percentage of contracted UOA delivered 2019 & 2020



| Month | Adjusted Scheduled Activity (UOA) | | |
|-----------|-----------------------------------|-------|-------|
| | 2018 | 2019 | 2020 |
| April | 96 | 96 | 321 |
| May | 734 | 516 | 321 |
| June | 906 | 666 | 321 |
| July | 1,282 | 844 | 1,161 |
| August | 1,460 | 1,340 | 1,308 |
| September | 1,945 | 1,493 | 1,564 |
| October | 2,146 | 2,004 | |
| November | 3,295 | 2,661 | |
| December | 3,604 | 3,211 | |
| January | 4,243 | 3,423 | |
| February | 4,693 | 3,906 | |
| March | 4,867 | 4,787 | |
| April | 4,877 | 4,787 | |
| May | 4,877 | 4,829 | |
| June | 4,878 | 4,829 | |

QUANTITY METRICS (rolling 12 month period)

| | Contract Quantity | Contract Base Number | Contract * | Area Team | Region | England |
|----------------------------------------------------------------------------------|-------------------|----------------------|------------|-----------|--------|---------|
| % of all assessments that were assess and fit appliances (case starts) | 229 | 357 | 64.1% | 59.6% | 58.9% | 57.9% |
| % of all assessments that were assess and refuse | 81 | 357 | 22.7% | 17.0% | 14.9% | 12.4% |
| % of all assessments that were assess and review | 47 | 357 | 13.2% | 23.4% | 26.3% | 29.7% |
| % of case starts with a reported IOTN of 3 and Aesthetic Component of 5 or below | 1 | 229 | 0.4% | 0.0% | 0.1% | 0.1% |
| % of case starts with a reported IOTN of 3 and Aesthetic Component of 6 or above | 5 | 229 | 2.2% | 6.4% | 6.1% | 4.0% |
| % of case starts with a reported IOTN of 4 | 171 | 229 | 74.7% | 79.8% | 78.5% | 78.0% |
| % of case starts with a reported IOTN of 5 | 51 | 229 | 22.3% | 13.5% | 13.7% | 16.6 % |
| % of concluded courses in receipt of dual-arch fixed appliances | 0 | 138 | N/A | 83.8% | 78.8% | 74.0% |
| % of concluded courses where treatment was abandoned or discontinued | 41 | 138 | 29.7% | 7.1% | 6.9% | 8.5% |
| % of patients satisfied with the treatment they have received | 0 | 0 | N/A | 90.3% | 93.5% | 95.5% |

* Figures in italics indicate that the base number is less than 100.

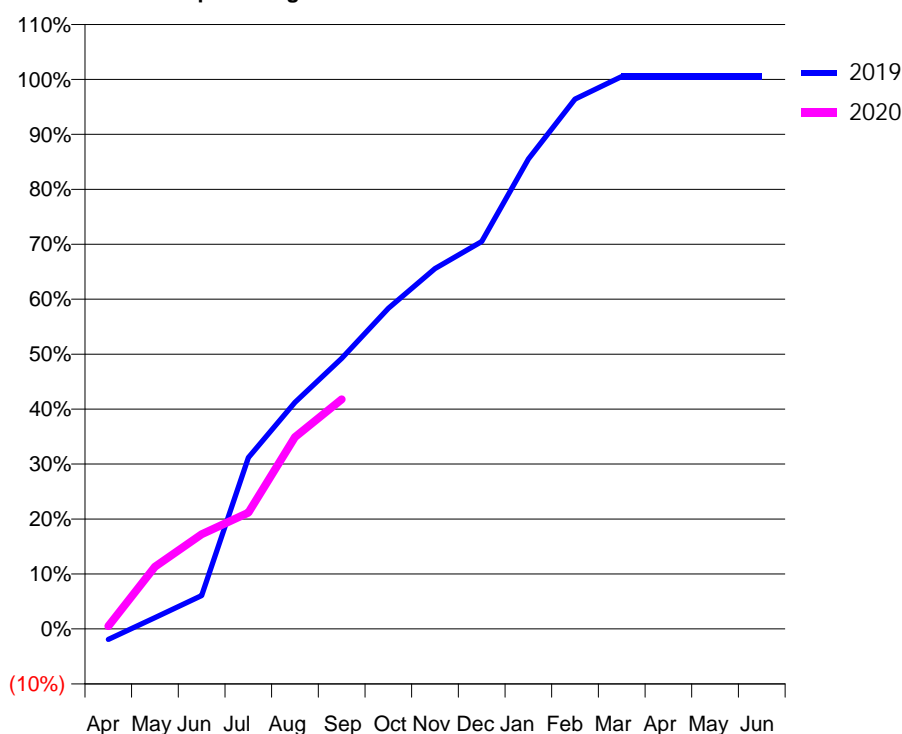
Q61 - Vital Signs Orthodontic At a Glance Contract Report for 149578/0002 - September 2019

| | | | |
|----------------------|----------------|---------------------------------------------|-------------|
| Name or company name | Dentasmile Ltd | 19/20 Contracted general activity (UDA) | 0 |
| Contract type name | GDS Contract | Carry forward general activity (UDA) | 0 |
| Purpose of contract | Orthodontic | 19/20 Contracted orthodontic activity (UOA) | 2,137 |
| Contract start date | 11/11/2012 | Carry forward orthodontic activity (UOA) | -11 |
| Contract end date | | Baseline contract value | £143,462.72 |

| ACCESS | Contract | England and Wales |
|----------------------------------------------|----------|-------------------|
| 24 month ratio of assessments to patient IDs | 1.05 | 1.07 |

| ACTIVITY | Contract |
|-------------------------------------------------------------------------------------------|----------|
| Contract assess and fit appliances (case starts) as a percentage of Area Team case starts | 0.6 % |

Cumulative percentage of contracted UOA delivered 2019 & 2020



| Month | Adjusted Scheduled Activity (UOA) | | |
|-----------|-----------------------------------|-------|------|
| | 2018 | 2019 | 2020 |
| April | -68 | -41 | 11 |
| May | 17 | 44 | 242 |
| June | 149 | 130 | 368 |
| July | 383 | 666 | 452 |
| August | 832 | 881 | 746 |
| September | 941 | 1,052 | 893 |
| October | 1,185 | 1,247 | |
| November | 1,315 | 1,401 | |
| December | 1,616 | 1,506 | |
| January | 1,792 | 1,827 | |
| February | 2,052 | 2,060 | |
| March | 2,095 | 2,148 | |
| April | 2,095 | 2,148 | |
| May | 2,096 | 2,148 | |
| June | 2,096 | 2,148 | |

QUANTITY METRICS (rolling 12 month period)

| | Contract Quantity | Contract Base Number | Contract * | Area Team | Region | England |
|----------------------------------------------------------------------------------|-------------------|----------------------|------------|-----------|--------|---------|
| % of all assessments that were assess and fit appliances (case starts) | 94 | 115 | 81.7% | 59.6% | 58.9% | 57.9% |
| % of all assessments that were assess and refuse | 8 | 115 | 7.0% | 17.0% | 14.9% | 12.4% |
| % of all assessments that were assess and review | 13 | 115 | 11.3% | 23.4% | 26.3% | 29.7% |
| % of case starts with a reported IOTN of 3 and Aesthetic Component of 5 or below | 0 | 94 | <i>N/A</i> | 0.0% | 0.1% | 0.1% |
| % of case starts with a reported IOTN of 3 and Aesthetic Component of 6 or above | 10 | 94 | 10.6% | 6.4% | 6.1% | 4.0% |
| % of case starts with a reported IOTN of 4 | 49 | 94 | 52.1% | 79.8% | 78.5% | 78.0% |
| % of case starts with a reported IOTN of 5 | 34 | 94 | 36.2% | 13.5% | 13.7% | 16.6 % |
| % of concluded courses in receipt of dual-arch fixed appliances | 63 | 89 | 70.8% | 83.8% | 78.8% | 74.0% |
| % of concluded courses where treatment was abandoned or discontinued | 11 | 89 | 12.4% | 7.1% | 6.9% | 8.5% |
| % of patients satisfied with the treatment they have received | 0 | 0 | <i>N/A</i> | 90.3% | 93.5% | 95.5% |

* Figures in italics indicate that the base number is less than 100.

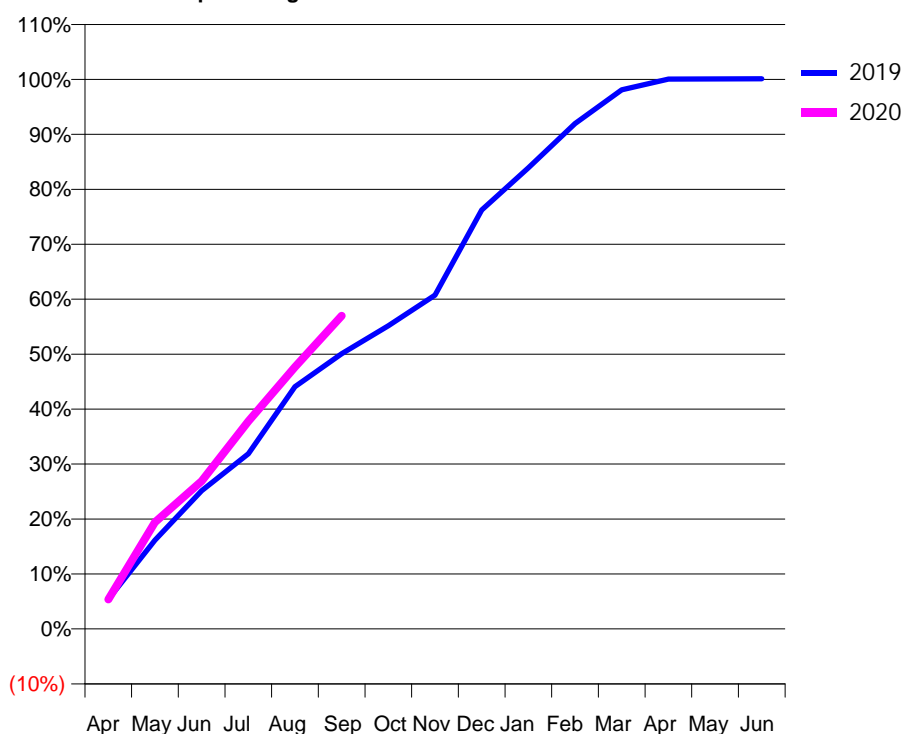
Q61 - Vital Signs Orthodontic At a Glance Contract Report for 150525/0002 - September 2019

| | | | |
|----------------------|------------------------|---------------------------------------------|---------------|
| Name or company name | The Nightingale Clinic | 19/20 Contracted general activity (UDA) | 0 |
| Contract type name | GDS Contract | Carry forward general activity (UDA) | 0 |
| Purpose of contract | Orthodontic | 19/20 Contracted orthodontic activity (UOA) | 20,714 |
| Contract start date | 05/09/2014 | Carry forward orthodontic activity (UOA) | -23 |
| Contract end date | | Baseline contract value | £1,422,792.84 |

| ACCESS | Contract | England and Wales |
|----------------------------------------------|----------|-------------------|
| 24 month ratio of assessments to patient IDs | 1.03 | 1.07 |

| ACTIVITY | Contract |
|-------------------------------------------------------------------------------------------|----------|
| Contract assess and fit appliances (case starts) as a percentage of Area Team case starts | 7.0 % |

Cumulative percentage of contracted UOA delivered 2019 & 2020



| Month | Adjusted Scheduled Activity (UOA) | | |
|-----------|-----------------------------------|--------|--------|
| | 2018 | 2019 | 2020 |
| April | 1,425 | 1,120 | 1,115 |
| May | 3,136 | 3,345 | 4,021 |
| June | 3,718 | 5,209 | 5,571 |
| July | 5,351 | 6,601 | 7,827 |
| August | 8,160 | 9,133 | 9,872 |
| September | 9,498 | 10,371 | 11,798 |
| October | 12,075 | 11,427 | |
| November | 13,678 | 12,580 | |
| December | 16,251 | 15,789 | |
| January | 17,140 | 17,380 | |
| February | 19,435 | 19,048 | |
| March | 20,654 | 20,319 | |
| April | 20,710 | 20,722 | |
| May | 20,735 | 20,727 | |
| June | 20,737 | 20,737 | |

QUANTITY METRICS (rolling 12 month period)

| | Contract Quantity | Contract Base Number | Contract * | Area Team | Region | England |
|----------------------------------------------------------------------------------|-------------------|----------------------|------------|-----------|--------|---------|
| % of all assessments that were assess and fit appliances (case starts) | 1,030 | 1,676 | 61.5% | 59.6% | 58.9% | 57.9% |
| % of all assessments that were assess and refuse | 243 | 1,676 | 14.5% | 17.0% | 14.9% | 12.4% |
| % of all assessments that were assess and review | 403 | 1,676 | 24.0% | 23.4% | 26.3% | 29.7% |
| % of case starts with a reported IOTN of 3 and Aesthetic Component of 5 or below | 1 | 1,030 | 0.1% | 0.0% | 0.1% | 0.1% |
| % of case starts with a reported IOTN of 3 and Aesthetic Component of 6 or above | 19 | 1,030 | 1.8% | 6.4% | 6.1% | 4.0% |
| % of case starts with a reported IOTN of 4 | 861 | 1,030 | 83.6% | 79.8% | 78.5% | 78.0% |
| % of case starts with a reported IOTN of 5 | 147 | 1,030 | 14.3% | 13.5% | 13.7% | 16.6 % |
| % of concluded courses in receipt of dual-arch fixed appliances | 669 | 755 | 88.6% | 83.8% | 78.8% | 74.0% |
| % of concluded courses where treatment was abandoned or discontinued | 77 | 755 | 10.2% | 7.1% | 6.9% | 8.5% |
| % of patients satisfied with the treatment they have received | 0 | 0 | N/A | 90.3% | 93.5% | 95.5% |

* Figures in italics indicate that the base number is less than 100.

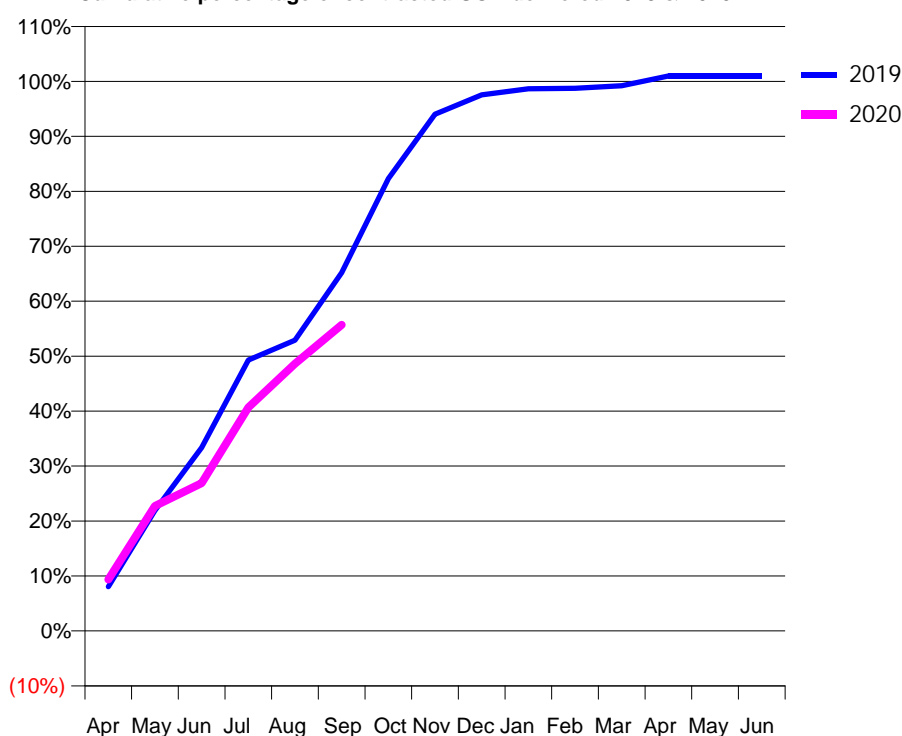
Q61 - Vital Signs Orthodontic At a Glance Contract Report for 153710/0001 - September 2019

| | | | |
|----------------------|-----------------------------|---------------------------------------------|-------------|
| Name or company name | Inspire Dental Dagenham Ltd | 19/20 Contracted general activity (UDA) | 28,268 |
| Contract type name | GDS Contract | Carry forward general activity (UDA) | -565 |
| Purpose of contract | General and Orthodontic | 19/20 Contracted orthodontic activity (UOA) | 2,513 |
| Contract start date | 01/12/2007 | Carry forward orthodontic activity (UOA) | -25 |
| Contract end date | | Baseline contract value | £952,750.97 |

| ACCESS | Contract | England and Wales |
|----------------------------------------------|----------|-------------------|
| 24 month ratio of assessments to patient IDs | 1.20 | 1.07 |

| ACTIVITY | Contract |
|-------------------------------------------------------------------------------------------|----------|
| Contract assess and fit appliances (case starts) as a percentage of Area Team case starts | 0.7 % |

Cumulative percentage of contracted UOA delivered 2019 & 2020



| Month | Adjusted Scheduled Activity (UOA) | | |
|-----------|-----------------------------------|-------|-------|
| | 2018 | 2019 | 2020 |
| April | 139 | 203 | 235 |
| May | 336 | 551 | 571 |
| June | 453 | 838 | 676 |
| July | 861 | 1,239 | 1,022 |
| August | 1,172 | 1,329 | 1,222 |
| September | 1,276 | 1,638 | 1,400 |
| October | 1,761 | 2,069 | |
| November | 2,092 | 2,363 | |
| December | 2,236 | 2,451 | |
| January | 2,355 | 2,479 | |
| February | 2,479 | 2,481 | |
| March | 2,522 | 2,493 | |
| April | 2,528 | 2,538 | |
| May | 2,528 | 2,538 | |
| June | 2,528 | 2,538 | |

QUANTITY METRICS (rolling 12 month period)

| | Contract Quantity | Contract Base Number | Contract * | Area Team | Region | England |
|----------------------------------------------------------------------------------|-------------------|----------------------|------------|-----------|--------|---------|
| % of all assessments that were assess and fit appliances (case starts) | 104 | 231 | 45.0% | 59.6% | 58.9% | 57.9% |
| % of all assessments that were assess and refuse | 32 | 231 | 13.9% | 17.0% | 14.9% | 12.4% |
| % of all assessments that were assess and review | 95 | 231 | 41.1% | 23.4% | 26.3% | 29.7% |
| % of case starts with a reported IOTN of 3 and Aesthetic Component of 5 or below | 0 | 104 | N/A | 0.0% | 0.1% | 0.1% |
| % of case starts with a reported IOTN of 3 and Aesthetic Component of 6 or above | 5 | 104 | 4.8% | 6.4% | 6.1% | 4.0% |
| % of case starts with a reported IOTN of 4 | 69 | 104 | 66.3% | 79.8% | 78.5% | 78.0% |
| % of case starts with a reported IOTN of 5 | 30 | 104 | 28.8% | 13.5% | 13.7% | 16.6 % |
| % of concluded courses in receipt of dual-arch fixed appliances | 7 | 14 | 50.0% | 83.8% | 78.8% | 74.0% |
| % of concluded courses where treatment was abandoned or discontinued | 4 | 14 | 28.6% | 7.1% | 6.9% | 8.5% |
| % of patients satisfied with the treatment they have received | 0 | 0 | N/A | 90.3% | 93.5% | 95.5% |

* Figures in italics indicate that the base number is less than 100.

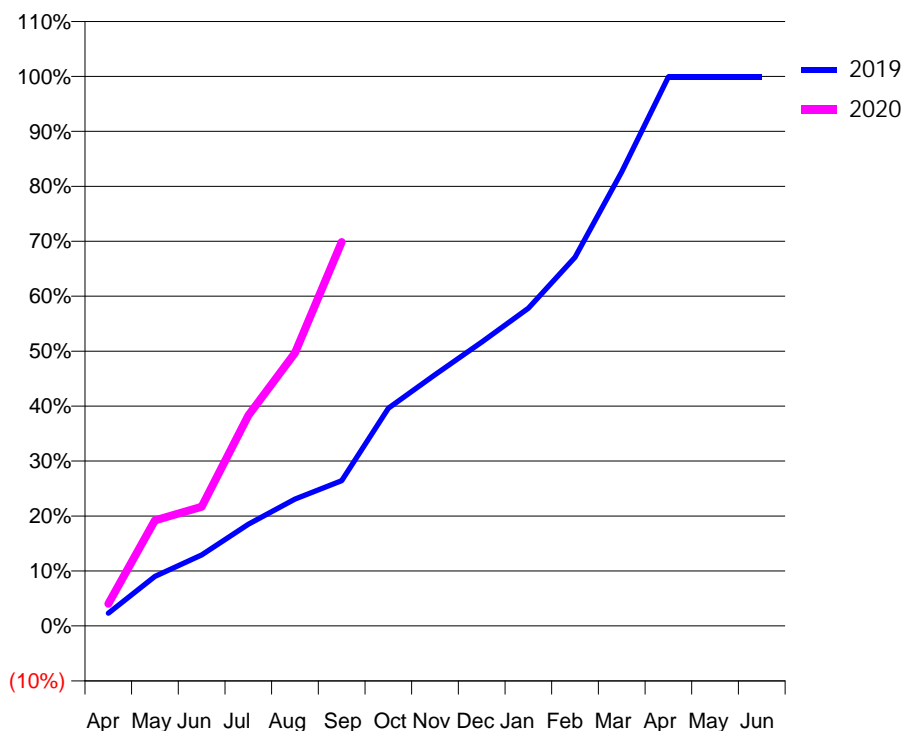
Q61 - Vital Signs Orthodontic At a Glance Contract Report for 157597/0001 - September 2019

| | | | |
|----------------------|----------------------------|---------------------------------------------|-------------|
| Name or company name | Gaurav Madhok Orthodontics | 19/20 Contracted general activity (UDA) | 0 |
| Contract type name | PDS Contract | Carry forward general activity (UDA) | 0 |
| Purpose of contract | Orthodontic | 19/20 Contracted orthodontic activity (UOA) | 5,907 |
| Contract start date | 01/02/2007 | Carry forward orthodontic activity (UOA) | 4 |
| Contract end date | 30/09/2019 | Baseline contract value | £401,310.94 |

| ACCESS | Contract | England and Wales |
|----------------------------------------------|----------|-------------------|
| 24 month ratio of assessments to patient IDs | 1.02 | 1.07 |

| ACTIVITY | Contract |
|-------------------------------------------------------------------------------------------|----------|
| Contract assess and fit appliances (case starts) as a percentage of Area Team case starts | 3.2 % |

Cumulative percentage of contracted UOA delivered 2019 & 2020



| Month | Adjusted Scheduled Activity (UOA) | | |
|-----------|-----------------------------------|-------|-------|
| | 2018 | 2019 | 2020 |
| April | 177 | 201 | 239 |
| May | 655 | 781 | 1,135 |
| June | 1,186 | 1,120 | 1,281 |
| July | 1,756 | 1,604 | 2,263 |
| August | 2,388 | 2,001 | 2,933 |
| September | 2,937 | 2,290 | 4,126 |
| October | 3,661 | 3,433 | |
| November | 4,032 | 3,959 | |
| December | 5,338 | 4,476 | |
| January | 5,767 | 5,010 | |
| February | 6,605 | 5,812 | |
| March | 7,670 | 7,160 | |
| April | 8,659 | 8,660 | |
| May | 8,659 | 8,660 | |
| June | 8,659 | 8,660 | |

QUANTITY METRICS (rolling 12 month period)

| | Contract Quantity | Contract Base Number | Contract * | Area Team | Region | England |
|----------------------------------------------------------------------------------|-------------------|----------------------|------------|-----------|--------|---------|
| % of all assessments that were assess and fit appliances (case starts) | 471 | 1,116 | 42.2% | 59.6% | 58.9% | 57.9% |
| % of all assessments that were assess and refuse | 227 | 1,116 | 20.3% | 17.0% | 14.9% | 12.4% |
| % of all assessments that were assess and review | 418 | 1,116 | 37.5% | 23.4% | 26.3% | 29.7% |
| % of case starts with a reported IOTN of 3 and Aesthetic Component of 5 or below | 0 | 471 | N/A | 0.0% | 0.1% | 0.1% |
| % of case starts with a reported IOTN of 3 and Aesthetic Component of 6 or above | 23 | 471 | 4.9% | 6.4% | 6.1% | 4.0% |
| % of case starts with a reported IOTN of 4 | 400 | 471 | 84.9% | 79.8% | 78.5% | 78.0% |
| % of case starts with a reported IOTN of 5 | 48 | 471 | 10.2% | 13.5% | 13.7% | 16.6 % |
| % of concluded courses in receipt of dual-arch fixed appliances | 243 | 252 | 96.4% | 83.8% | 78.8% | 74.0% |
| % of concluded courses where treatment was abandoned or discontinued | 4 | 252 | 1.6% | 7.1% | 6.9% | 8.5% |
| % of patients satisfied with the treatment they have received | 0 | 1 | 0.0% | 90.3% | 93.5% | 95.5% |

* Figures in italics indicate that the base number is less than 100.

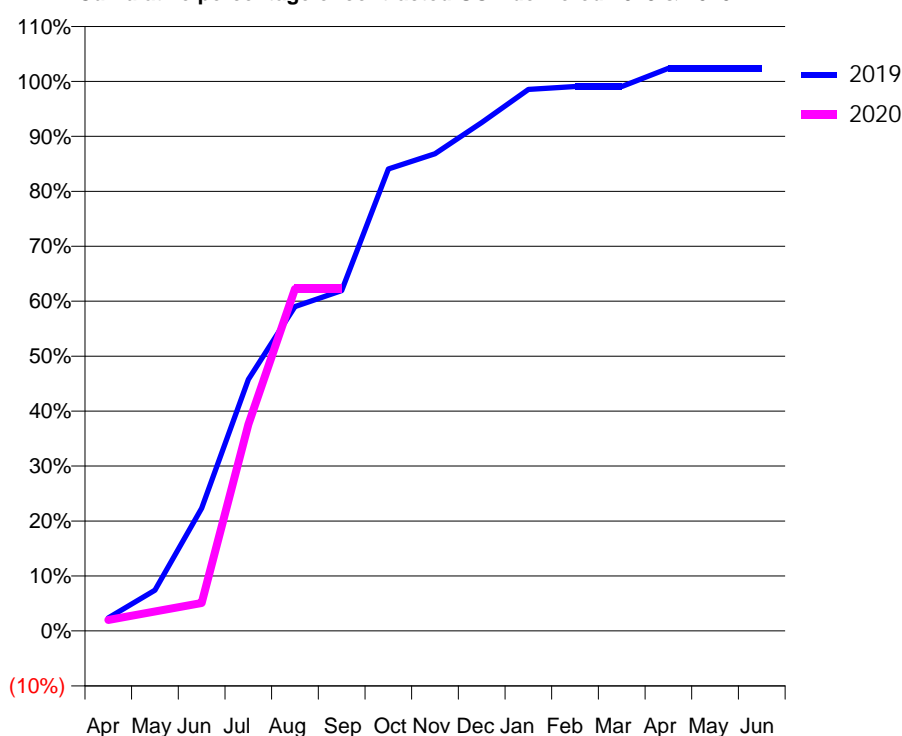
Q61 - Vital Signs Orthodontic At a Glance Contract Report for 174122/0001 - September 2019

| | | | |
|----------------------|--------------------------------------------------|---------------------------------------------|-------------|
| Name or company name | Mr Matthew Power, Mrs Nicola Power and Mr Jayesh | 19/20 Contracted general activity (UDA) | 529 |
| Contract type name | GDS Contract | Carry forward general activity (UDA) | -10 |
| Purpose of contract | General and Orthodontic | 19/20 Contracted orthodontic activity (UOA) | 10,864 |
| Contract start date | 01/11/2010 | Carry forward orthodontic activity (UOA) | -217 |
| Contract end date | | Baseline contract value | £779,915.16 |

| ACCESS | Contract | England and Wales |
|----------------------------------------------|----------|-------------------|
| 24 month ratio of assessments to patient IDs | 1.00 | 1.07 |

| ACTIVITY | Contract |
|-------------------------------------------------------------------------------------------|----------|
| Contract assess and fit appliances (case starts) as a percentage of Area Team case starts | 3.5 % |

Cumulative percentage of contracted UOA delivered 2019 & 2020



| Month | Adjusted Scheduled Activity (UOA) | | |
|-----------|-----------------------------------|--------|-------|
| | 2018 | 2019 | 2020 |
| April | 238 | 259 | 217 |
| May | 1,564 | 806 | 385 |
| June | 2,770 | 2,425 | 553 |
| July | 6,183 | 4,974 | 4,083 |
| August | 6,540 | 6,410 | 6,762 |
| September | 6,771 | 6,728 | 6,762 |
| October | 8,137 | 9,130 | |
| November | 8,685 | 9,433 | |
| December | 8,790 | 10,051 | |
| January | 9,252 | 10,704 | |
| February | 10,493 | 10,762 | |
| March | 10,998 | 10,762 | |
| April | 11,166 | 11,122 | |
| May | 11,166 | 11,122 | |
| June | 11,166 | 11,122 | |

QUANTITY METRICS (rolling 12 month period)

| | Contract Quantity | Contract Base Number | Contract * | Area Team | Region | England |
|----------------------------------------------------------------------------------|-------------------|----------------------|------------|-----------|--------|---------|
| % of all assessments that were assess and fit appliances (case starts) | 521 | 570 | 91.4% | 59.6% | 58.9% | 57.9% |
| % of all assessments that were assess and refuse | 23 | 570 | 4.0% | 17.0% | 14.9% | 12.4% |
| % of all assessments that were assess and review | 26 | 570 | 4.6% | 23.4% | 26.3% | 29.7% |
| % of case starts with a reported IOTN of 3 and Aesthetic Component of 5 or below | 0 | 521 | N/A | 0.0% | 0.1% | 0.1% |
| % of case starts with a reported IOTN of 3 and Aesthetic Component of 6 or above | 25 | 521 | 4.8% | 6.4% | 6.1% | 4.0% |
| % of case starts with a reported IOTN of 4 | 417 | 521 | 80.0% | 79.8% | 78.5% | 78.0% |
| % of case starts with a reported IOTN of 5 | 79 | 521 | 15.2% | 13.5% | 13.7% | 16.6 % |
| % of concluded courses in receipt of dual-arch fixed appliances | 220 | 229 | 96.1% | 83.8% | 78.8% | 74.0% |
| % of concluded courses where treatment was abandoned or discontinued | 5 | 229 | 2.2% | 7.1% | 6.9% | 8.5% |
| % of patients satisfied with the treatment they have received | 0 | 0 | N/A | 90.3% | 93.5% | 95.5% |

* Figures in italics indicate that the base number is less than 100.

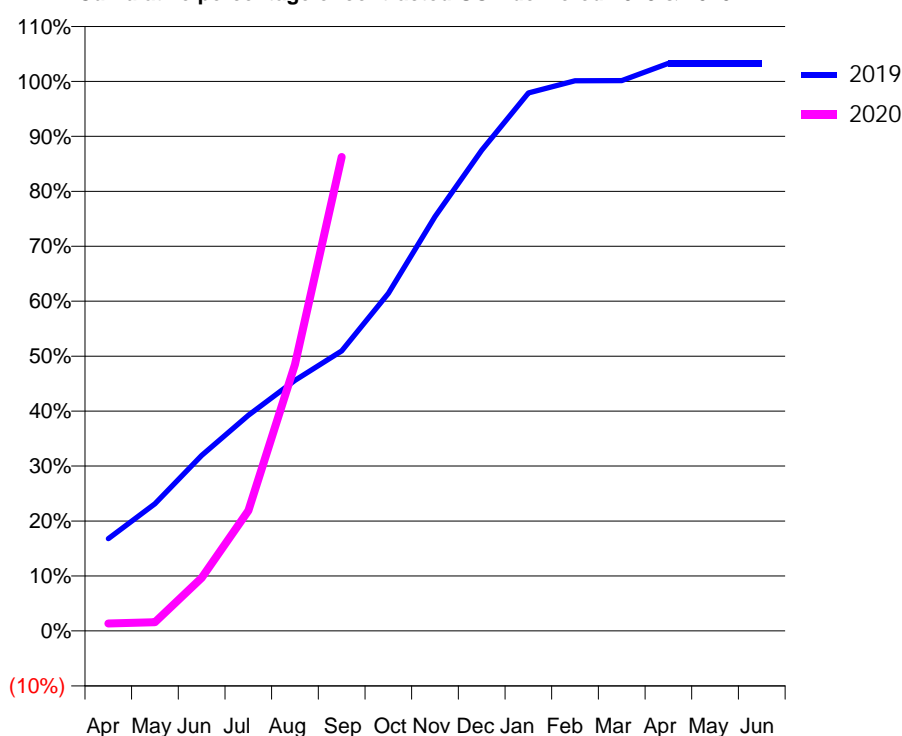
Q61 - Vital Signs Orthodontic At a Glance Contract Report for 184837/0001 - September 2019

| | | | |
|----------------------|-------------------------------------|---------------------------------------------|-------------|
| Name or company name | Chadwell Heath Orthodontics Limited | 19/20 Contracted general activity (UDA) | 0 |
| Contract type name | PDS Contract | Carry forward general activity (UDA) | 0 |
| Purpose of contract | Orthodontic | 19/20 Contracted orthodontic activity (UOA) | 9,638 |
| Contract start date | 14/09/2007 | Carry forward orthodontic activity (UOA) | -133 |
| Contract end date | 30/09/2019 | Baseline contract value | £664,565.84 |

| ACCESS | Contract | England and Wales |
|----------------------------------------------|----------|-------------------|
| 24 month ratio of assessments to patient IDs | 1.01 | 1.07 |

| ACTIVITY | Contract |
|-------------------------------------------------------------------------------------------|----------|
| Contract assess and fit appliances (case starts) as a percentage of Area Team case starts | 3.8 % |

Cumulative percentage of contracted UOA delivered 2019 & 2020



| Month | Adjusted Scheduled Activity (UOA) | | |
|-----------|-----------------------------------|-------|-------|
| | 2018 | 2019 | 2020 |
| April | 134 | 1,121 | 133 |
| May | 134 | 1,544 | 154 |
| June | 134 | 2,133 | 931 |
| July | 134 | 2,620 | 2,111 |
| August | 1,307 | 3,043 | 4,673 |
| September | 1,307 | 3,401 | 8,310 |
| October | 1,880 | 4,100 | |
| November | 1,880 | 5,032 | |
| December | 3,429 | 5,839 | |
| January | 3,918 | 6,535 | |
| February | 5,958 | 6,682 | |
| March | 6,887 | 6,684 | |
| April | 6,887 | 6,894 | |
| May | 6,887 | 6,894 | |
| June | 6,887 | 6,894 | |

QUANTITY METRICS (rolling 12 month period)

| | Contract Quantity | Contract Base Number | Contract * | Area Team | Region | England |
|----------------------------------------------------------------------------------|-------------------|----------------------|------------|-----------|--------|---------|
| % of all assessments that were assess and fit appliances (case starts) | 559 | 576 | 97.0% | 59.6% | 58.9% | 57.9% |
| % of all assessments that were assess and refuse | 6 | 576 | 1.0% | 17.0% | 14.9% | 12.4% |
| % of all assessments that were assess and review | 11 | 576 | 1.9% | 23.4% | 26.3% | 29.7% |
| % of case starts with a reported IOTN of 3 and Aesthetic Component of 5 or below | 0 | 559 | N/A | 0.0% | 0.1% | 0.1% |
| % of case starts with a reported IOTN of 3 and Aesthetic Component of 6 or above | 36 | 559 | 6.4% | 6.4% | 6.1% | 4.0% |
| % of case starts with a reported IOTN of 4 | 429 | 559 | 76.7% | 79.8% | 78.5% | 78.0% |
| % of case starts with a reported IOTN of 5 | 93 | 559 | 16.6% | 13.5% | 13.7% | 16.6 % |
| % of concluded courses in receipt of dual-arch fixed appliances | 152 | 172 | 88.4% | 83.8% | 78.8% | 74.0% |
| % of concluded courses where treatment was abandoned or discontinued | 9 | 172 | 5.2% | 7.1% | 6.9% | 8.5% |
| % of patients satisfied with the treatment they have received | 3 | 3 | 100.0% | 90.3% | 93.5% | 95.5% |

* Figures in italics indicate that the base number is less than 100.

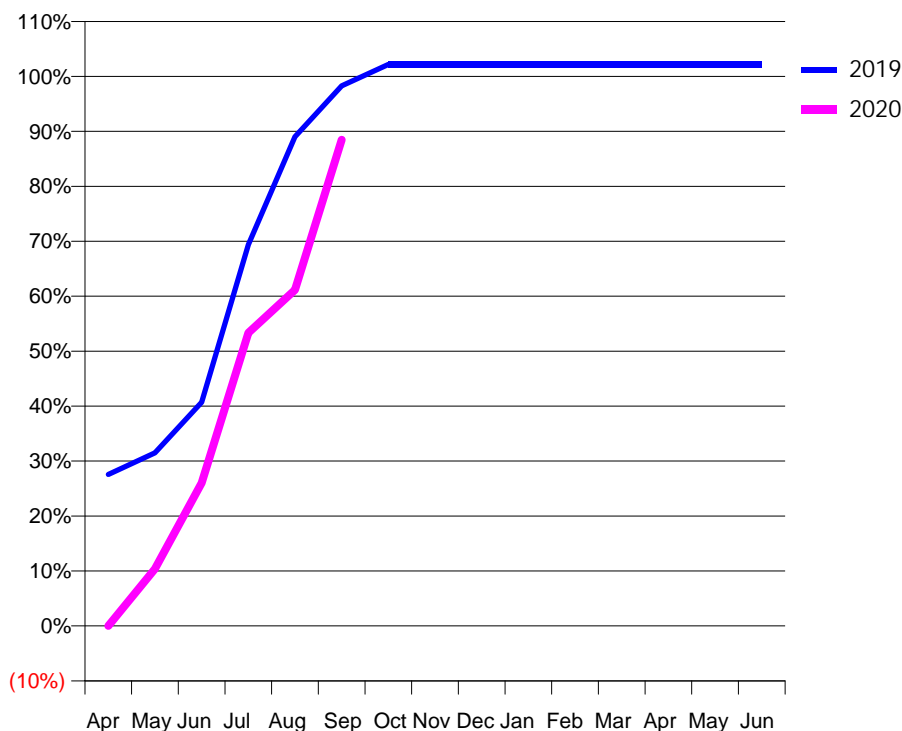
Q61 - Vital Signs Orthodontic At a Glance Contract Report for 190799/0001 - September 2019

| | | | |
|----------------------|-------------------------|---------------------------------------------|---------------|
| Name or company name | P J Dental Surgery | 19/20 Contracted general activity (UDA) | 29,693 |
| Contract type name | GDS Contract | Carry forward general activity (UDA) | 0 |
| Purpose of contract | General and Orthodontic | 19/20 Contracted orthodontic activity (UOA) | 1,614 |
| Contract start date | 01/02/2015 | Carry forward orthodontic activity (UOA) | 0 |
| Contract end date | | Baseline contract value | £1,057,726.81 |

| ACCESS | Contract | England and Wales |
|----------------------------------------------|----------|-------------------|
| 24 month ratio of assessments to patient IDs | 1.00 | 1.07 |

| ACTIVITY | Contract |
|-------------------------------------------------------------------------------------------|----------|
| Contract assess and fit appliances (case starts) as a percentage of Area Team case starts | 0.5 % |

Cumulative percentage of contracted UOA delivered 2019 & 2020



| Month | Adjusted Scheduled Activity (UOA) | | |
|-----------|-----------------------------------|-------|-------|
| | 2018 | 2019 | 2020 |
| April | -15 | 445 | 0 |
| May | 95 | 508 | 168 |
| June | 242 | 657 | 420 |
| July | 569 | 1,120 | 861 |
| August | 764 | 1,437 | 987 |
| September | 998 | 1,586 | 1,428 |
| October | 1,190 | 1,649 | |
| November | 1,298 | 1,649 | |
| December | 1,445 | 1,649 | |
| January | 1,533 | 1,649 | |
| February | 1,617 | 1,649 | |
| March | 1,617 | 1,649 | |
| April | 1,617 | 1,649 | |
| May | 1,617 | 1,649 | |
| June | 1,617 | 1,649 | |

QUANTITY METRICS (rolling 12 month period)

| | Contract Quantity | Contract Base Number | Contract * | Area Team | Region | England |
|----------------------------------------------------------------------------------|-------------------|----------------------|------------|-----------|--------|---------|
| % of all assessments that were assess and fit appliances (case starts) | 71 | 71 | 100.0% | 59.6% | 58.9% | 57.9% |
| % of all assessments that were assess and refuse | 0 | 71 | 0.0% | 17.0% | 14.9% | 12.4% |
| % of all assessments that were assess and review | 0 | 71 | 0.0% | 23.4% | 26.3% | 29.7% |
| % of case starts with a reported IOTN of 3 and Aesthetic Component of 5 or below | 0 | 71 | N/A | 0.0% | 0.1% | 0.1% |
| % of case starts with a reported IOTN of 3 and Aesthetic Component of 6 or above | 0 | 71 | N/A | 6.4% | 6.1% | 4.0% |
| % of case starts with a reported IOTN of 4 | 70 | 71 | 98.6% | 79.8% | 78.5% | 78.0% |
| % of case starts with a reported IOTN of 5 | 1 | 71 | 1.4% | 13.5% | 13.7% | 16.6 % |
| % of concluded courses in receipt of dual-arch fixed appliances | 0 | 0 | N/A | 83.8% | 78.8% | 74.0% |
| % of concluded courses where treatment was abandoned or discontinued | 0 | 0 | N/A | 7.1% | 6.9% | 8.5% |
| % of patients satisfied with the treatment they have received | 0 | 0 | N/A | 90.3% | 93.5% | 95.5% |

* Figures in italics indicate that the base number is less than 100.

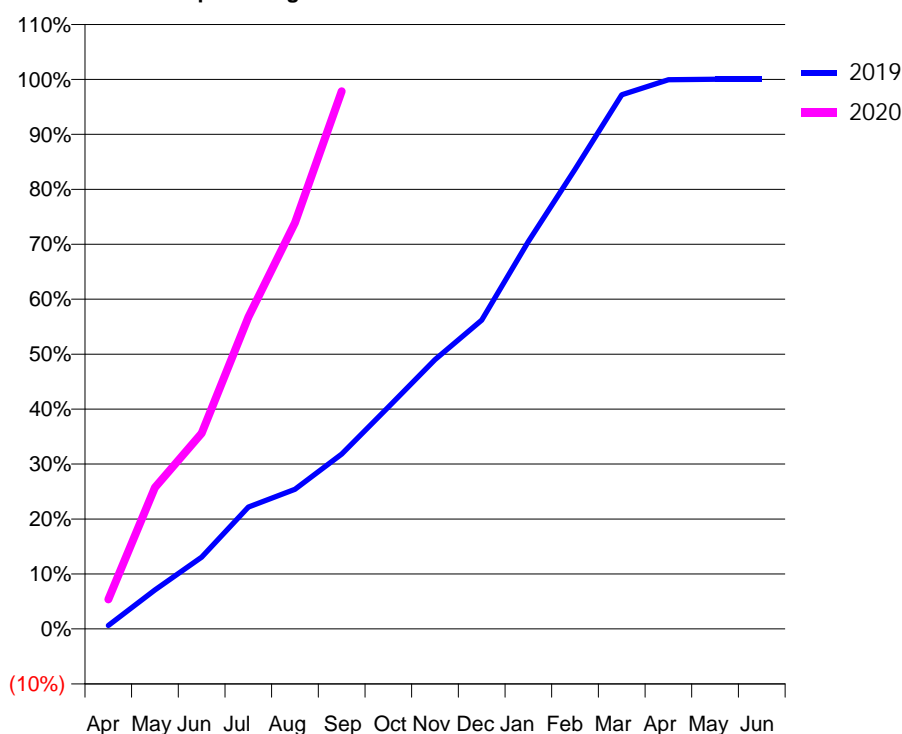
Q61 - Vital Signs Orthodontic At a Glance Contract Report for 194042/0001 - September 2019

| | | | |
|----------------------|-------------------------------------|---------------------------------------------|-------------|
| Name or company name | Romford Orthodontics Centre Limited | 19/20 Contracted general activity (UDA) | 0 |
| Contract type name | PDS Contract | Carry forward general activity (UDA) | 0 |
| Purpose of contract | Orthodontic | 19/20 Contracted orthodontic activity (UOA) | 13,263 |
| Contract start date | 01/04/2010 | Carry forward orthodontic activity (UOA) | -7 |
| Contract end date | 30/09/2019 | Baseline contract value | £868,104.69 |

| ACCESS | Contract | England and Wales |
|----------------------------------------------|----------|-------------------|
| 24 month ratio of assessments to patient IDs | 1.05 | 1.07 |

| ACTIVITY | Contract |
|-------------------------------------------------------------------------------------------|----------|
| Contract assess and fit appliances (case starts) as a percentage of Area Team case starts | 9.9 % |

Cumulative percentage of contracted UOA delivered 2019 & 2020



| Month | Adjusted Scheduled Activity (UOA) | | |
|-----------|-----------------------------------|--------|--------|
| | 2018 | 2019 | 2020 |
| April | 431 | 163 | 712 |
| May | 2,500 | 1,885 | 3,412 |
| June | 3,989 | 3,464 | 4,724 |
| July | 5,520 | 5,882 | 7,527 |
| August | 8,114 | 6,744 | 9,801 |
| September | 9,488 | 8,445 | 12,976 |
| October | 12,276 | 10,706 | |
| November | 15,847 | 12,999 | |
| December | 18,002 | 14,904 | |
| January | 19,999 | 18,705 | |
| February | 22,584 | 22,184 | |
| March | 25,294 | 25,785 | |
| April | 25,940 | 26,508 | |
| May | 26,110 | 26,530 | |
| June | 26,174 | 26,532 | |

QUANTITY METRICS (rolling 12 month period)

| | Contract Quantity | Contract Base Number | Contract * | Area Team | Region | England |
|----------------------------------------------------------------------------------|-------------------|----------------------|------------|-----------|--------|---------|
| % of all assessments that were assess and fit appliances (case starts) | 1,461 | 2,338 | 62.5% | 59.6% | 58.9% | 57.9% |
| % of all assessments that were assess and refuse | 290 | 2,338 | 12.4% | 17.0% | 14.9% | 12.4% |
| % of all assessments that were assess and review | 587 | 2,338 | 25.1% | 23.4% | 26.3% | 29.7% |
| % of case starts with a reported IOTN of 3 and Aesthetic Component of 5 or below | 0 | 1,461 | N/A | 0.0% | 0.1% | 0.1% |
| % of case starts with a reported IOTN of 3 and Aesthetic Component of 6 or above | 55 | 1,461 | 3.8% | 6.4% | 6.1% | 4.0% |
| % of case starts with a reported IOTN of 4 | 1,217 | 1,461 | 83.3% | 79.8% | 78.5% | 78.0% |
| % of case starts with a reported IOTN of 5 | 182 | 1,461 | 12.5% | 13.5% | 13.7% | 16.6 % |
| % of concluded courses in receipt of dual-arch fixed appliances | 685 | 848 | 80.8% | 83.8% | 78.8% | 74.0% |
| % of concluded courses where treatment was abandoned or discontinued | 114 | 848 | 13.4% | 7.1% | 6.9% | 8.5% |
| % of patients satisfied with the treatment they have received | 1 | 1 | 100.0% | 90.3% | 93.5% | 95.5% |

* Figures in italics indicate that the base number is less than 100.

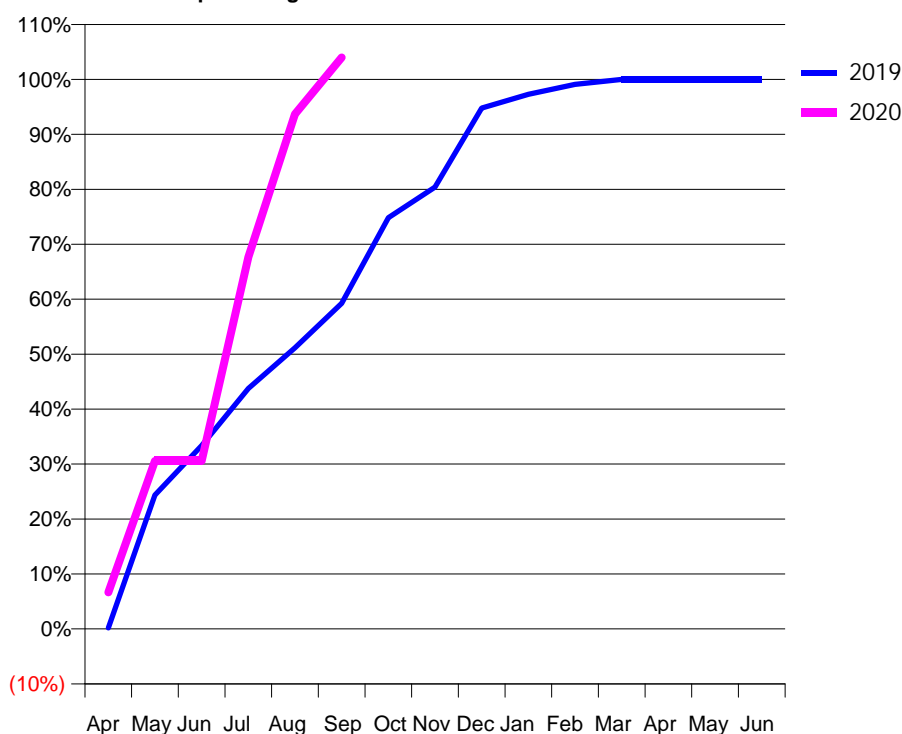
Q61 - Vital Signs Orthodontic At a Glance Contract Report for 195960/0001 - September 2019

| | | | |
|----------------------|--------------------------------|---------------------------------------------|-------------|
| Name or company name | Southover Orthodontics Limited | 19/20 Contracted general activity (UDA) | 0 |
| Contract type name | PDS Contract | Carry forward general activity (UDA) | 0 |
| Purpose of contract | Orthodontic | 19/20 Contracted orthodontic activity (UOA) | 4,479 |
| Contract start date | 01/11/2008 | Carry forward orthodontic activity (UOA) | 0 |
| Contract end date | 30/09/2019 | Baseline contract value | £309,447.40 |

| ACCESS | Contract | England and Wales |
|----------------------------------------------|----------|-------------------|
| 24 month ratio of assessments to patient IDs | 1.15 | 1.07 |

| ACTIVITY | Contract |
|-------------------------------------------------------------------------------------------|----------|
| Contract assess and fit appliances (case starts) as a percentage of Area Team case starts | 2.1 % |

Cumulative percentage of contracted UOA delivered 2019 & 2020



| Month | Adjusted Scheduled Activity (UOA) | | |
|-----------|-----------------------------------|-------|-------|
| | 2018 | 2019 | 2020 |
| April | 321 | 11 | 298 |
| May | 1,280 | 1,415 | 1,369 |
| June | 1,962 | 1,937 | 1,369 |
| July | 2,594 | 2,542 | 3,031 |
| August | 3,221 | 2,972 | 4,195 |
| September | 3,847 | 3,441 | 4,657 |
| October | 4,921 | 4,347 | |
| November | 5,304 | 4,670 | |
| December | 5,412 | 5,506 | |
| January | 5,586 | 5,651 | |
| February | 5,741 | 5,757 | |
| March | 5,800 | 5,809 | |
| April | 5,820 | 5,809 | |
| May | 5,820 | 5,809 | |
| June | 5,820 | 5,809 | |

QUANTITY METRICS (rolling 12 month period)

| | Contract Quantity | Contract Base Number | Contract * | Area Team | Region | England |
|----------------------------------------------------------------------------------|-------------------|----------------------|------------|-----------|--------|---------|
| % of all assessments that were assess and fit appliances (case starts) | 308 | 967 | 31.9% | 59.6% | 58.9% | 57.9% |
| % of all assessments that were assess and refuse | 130 | 967 | 13.4% | 17.0% | 14.9% | 12.4% |
| % of all assessments that were assess and review | 529 | 967 | 54.7% | 23.4% | 26.3% | 29.7% |
| % of case starts with a reported IOTN of 3 and Aesthetic Component of 5 or below | 0 | 308 | N/A | 0.0% | 0.1% | 0.1% |
| % of case starts with a reported IOTN of 3 and Aesthetic Component of 6 or above | 7 | 308 | 2.3% | 6.4% | 6.1% | 4.0% |
| % of case starts with a reported IOTN of 4 | 272 | 308 | 88.3% | 79.8% | 78.5% | 78.0% |
| % of case starts with a reported IOTN of 5 | 29 | 308 | 9.4% | 13.5% | 13.7% | 16.6 % |
| % of concluded courses in receipt of dual-arch fixed appliances | 151 | 175 | 86.3% | 83.8% | 78.8% | 74.0% |
| % of concluded courses where treatment was abandoned or discontinued | 6 | 175 | 3.4% | 7.1% | 6.9% | 8.5% |
| % of patients satisfied with the treatment they have received | 2 | 3 | 66.7% | 90.3% | 93.5% | 95.5% |

* Figures in italics indicate that the base number is less than 100.

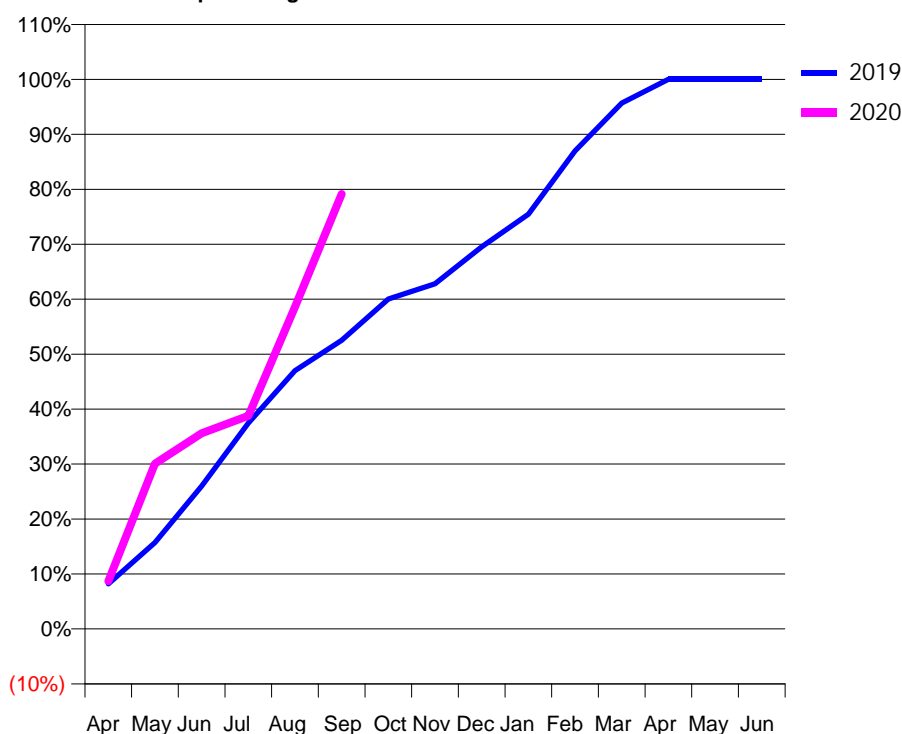
Q61 - Vital Signs Orthodontic At a Glance Contract Report for 199850/0001 - September 2019

| | | | |
|----------------------|------------------------------|---------------------------------------------|-------------|
| Name or company name | The Brace Orthodontic Centre | 19/20 Contracted general activity (UDA) | 0 |
| Contract type name | PDS Contract | Carry forward general activity (UDA) | 0 |
| Purpose of contract | General and Orthodontic | 19/20 Contracted orthodontic activity (UOA) | 2,653 |
| Contract start date | 01/04/2009 | Carry forward orthodontic activity (UOA) | 0 |
| Contract end date | 30/09/2019 | Baseline contract value | £186,838.34 |

| ACCESS | Contract | England and Wales |
|----------------------------------------------|----------|-------------------|
| 24 month ratio of assessments to patient IDs | 1.00 | 1.07 |

| ACTIVITY | Contract |
|-------------------------------------------------------------------------------------------|----------|
| Contract assess and fit appliances (case starts) as a percentage of Area Team case starts | 1.5 % |

Cumulative percentage of contracted UOA delivered 2019 & 2020



| Month | Adjusted Scheduled Activity (UOA) | | |
|-----------|-----------------------------------|-------|-------|
| | 2018 | 2019 | 2020 |
| April | 134 | 435 | 231 |
| May | 1,079 | 834 | 798 |
| June | 1,730 | 1,380 | 945 |
| July | 2,108 | 1,989 | 1,029 |
| August | 2,465 | 2,493 | 1,554 |
| September | 2,591 | 2,787 | 2,100 |
| October | 3,893 | 3,186 | |
| November | 4,292 | 3,333 | |
| December | 4,880 | 3,690 | |
| January | 5,153 | 4,005 | |
| February | 5,363 | 4,614 | |
| March | 5,405 | 5,076 | |
| April | 5,405 | 5,307 | |
| May | 5,405 | 5,307 | |
| June | 5,405 | 5,307 | |

QUANTITY METRICS (rolling 12 month period)

| | Contract Quantity | Contract Base Number | Contract * | Area Team | Region | England |
|----------------------------------------------------------------------------------|-------------------|----------------------|------------|-----------|--------|---------|
| % of all assessments that were assess and fit appliances (case starts) | 220 | 220 | 100.0% | 59.6% | 58.9% | 57.9% |
| % of all assessments that were assess and refuse | 0 | 220 | 0.0% | 17.0% | 14.9% | 12.4% |
| % of all assessments that were assess and review | 0 | 220 | 0.0% | 23.4% | 26.3% | 29.7% |
| % of case starts with a reported IOTN of 3 and Aesthetic Component of 5 or below | 0 | 220 | N/A | 0.0% | 0.1% | 0.1% |
| % of case starts with a reported IOTN of 3 and Aesthetic Component of 6 or above | 6 | 220 | 2.7% | 6.4% | 6.1% | 4.0% |
| % of case starts with a reported IOTN of 4 | 202 | 220 | 91.8% | 79.8% | 78.5% | 78.0% |
| % of case starts with a reported IOTN of 5 | 10 | 220 | 4.5% | 13.5% | 13.7% | 16.6 % |
| % of concluded courses in receipt of dual-arch fixed appliances | 224 | 229 | 97.8% | 83.8% | 78.8% | 74.0% |
| % of concluded courses where treatment was abandoned or discontinued | 2 | 229 | 0.9% | 7.1% | 6.9% | 8.5% |
| % of patients satisfied with the treatment they have received | 0 | 0 | N/A | 90.3% | 93.5% | 95.5% |

* Figures in italics indicate that the base number is less than 100.

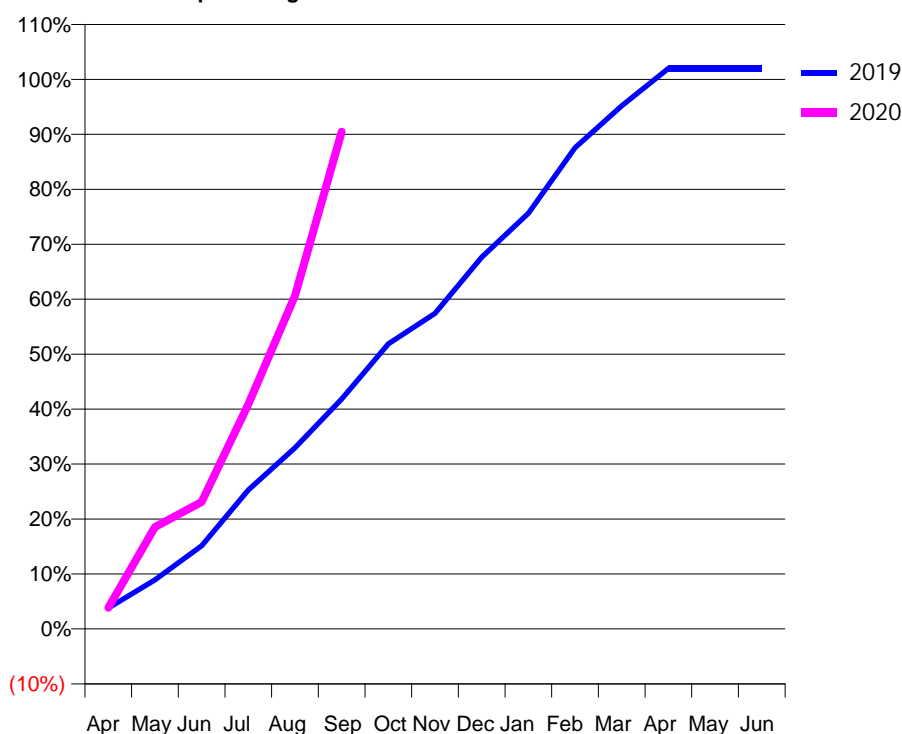
Q61 - Vital Signs Orthodontic At a Glance Contract Report for 221651/0001 - September 2019

| | | | |
|----------------------|--------------|---------------------------------------------|-------------|
| Name or company name | MR MM PATEL | 19/20 Contracted general activity (UDA) | 0 |
| Contract type name | PDS Contract | Carry forward general activity (UDA) | 0 |
| Purpose of contract | Orthodontic | 19/20 Contracted orthodontic activity (UOA) | 13,408 |
| Contract start date | 01/04/2006 | Carry forward orthodontic activity (UOA) | -326 |
| Contract end date | 30/09/2019 | Baseline contract value | £921,610.62 |

| ACCESS | Contract | England and Wales |
|----------------------------------------------|----------|-------------------|
| 24 month ratio of assessments to patient IDs | 1.00 | 1.07 |

| ACTIVITY | Contract |
|-------------------------------------------------------------------------------------------|----------|
| Contract assess and fit appliances (case starts) as a percentage of Area Team case starts | 6.9 % |

Cumulative percentage of contracted UOA delivered 2019 & 2020



| Month | Adjusted Scheduled Activity (UOA) | | |
|-----------|-----------------------------------|--------|--------|
| | 2018 | 2019 | 2020 |
| April | 326 | 618 | 519 |
| May | 1,972 | 1,458 | 2,487 |
| June | 3,106 | 2,467 | 3,100 |
| July | 4,660 | 4,127 | 5,485 |
| August | 5,651 | 5,374 | 8,131 |
| September | 7,045 | 6,827 | 12,133 |
| October | 9,044 | 8,465 | |
| November | 11,664 | 9,368 | |
| December | 13,030 | 11,035 | |
| January | 14,249 | 12,342 | |
| February | 15,710 | 14,282 | |
| March | 16,261 | 15,530 | |
| April | 16,639 | 16,642 | |
| May | 16,639 | 16,642 | |
| June | 16,639 | 16,642 | |

QUANTITY METRICS (rolling 12 month period)

| | Contract Quantity | Contract Base Number | Contract * | Area Team | Region | England |
|----------------------------------------------------------------------------------|-------------------|----------------------|------------|-----------|--------|---------|
| % of all assessments that were assess and fit appliances (case starts) | 1,021 | 1,429 | 71.4% | 59.6% | 58.9% | 57.9% |
| % of all assessments that were assess and refuse | 64 | 1,429 | 4.5% | 17.0% | 14.9% | 12.4% |
| % of all assessments that were assess and review | 344 | 1,429 | 24.1% | 23.4% | 26.3% | 29.7% |
| % of case starts with a reported IOTN of 3 and Aesthetic Component of 5 or below | 0 | 1,021 | N/A | 0.0% | 0.1% | 0.1% |
| % of case starts with a reported IOTN of 3 and Aesthetic Component of 6 or above | 214 | 1,021 | 21.0% | 6.4% | 6.1% | 4.0% |
| % of case starts with a reported IOTN of 4 | 737 | 1,021 | 72.2% | 79.8% | 78.5% | 78.0% |
| % of case starts with a reported IOTN of 5 | 70 | 1,021 | 6.9% | 13.5% | 13.7% | 16.6 % |
| % of concluded courses in receipt of dual-arch fixed appliances | 579 | 624 | 92.8% | 83.8% | 78.8% | 74.0% |
| % of concluded courses where treatment was abandoned or discontinued | 32 | 624 | 5.1% | 7.1% | 6.9% | 8.5% |
| % of patients satisfied with the treatment they have received | 1 | 1 | 100.0% | 90.3% | 93.5% | 95.5% |

* Figures in italics indicate that the base number is less than 100.

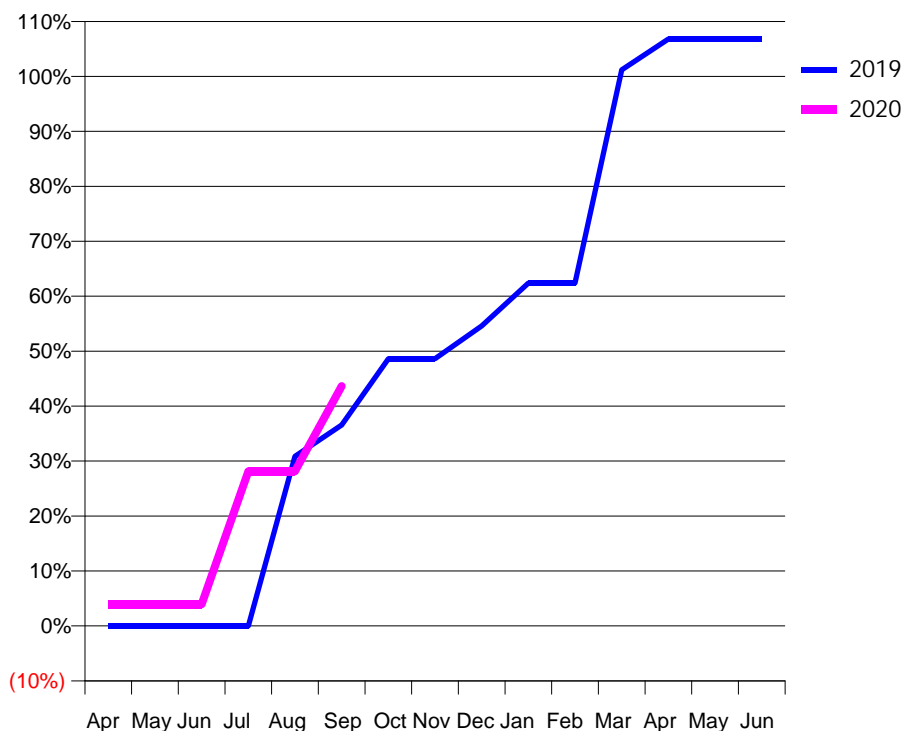
Q61 - Vital Signs Orthodontic At a Glance Contract Report for 230308/0001 - September 2019

| | | | |
|----------------------|-------------------|---------------------------------------------|-------------|
| Name or company name | MR S HADJ-BAGHERI | 19/20 Contracted general activity (UDA) | 0 |
| Contract type name | PDS Contract | Carry forward general activity (UDA) | 0 |
| Purpose of contract | Orthodontic | 19/20 Contracted orthodontic activity (UOA) | 1,492 |
| Contract start date | 01/04/2006 | Carry forward orthodontic activity (UOA) | -59 |
| Contract end date | 30/09/2019 | Baseline contract value | £100,163.72 |

| ACCESS | Contract | England and Wales |
|----------------------------------------------|----------|-------------------|
| 24 month ratio of assessments to patient IDs | 1.02 | 1.07 |

| ACTIVITY | Contract |
|-------------------------------------------------------------------------------------------|----------|
| Contract assess and fit appliances (case starts) as a percentage of Area Team case starts | 0.9 % |

Cumulative percentage of contracted UOA delivered 2019 & 2020



| Month | Adjusted Scheduled Activity (UOA) | | |
|-----------|-----------------------------------|-------|------|
| | 2018 | 2019 | 2020 |
| April | -31 | 0 | 59 |
| May | -31 | 0 | 59 |
| June | -31 | 0 | 59 |
| July | 927 | 0 | 420 |
| August | 927 | 921 | 420 |
| September | 1,266 | 1,091 | 651 |
| October | 1,266 | 1,451 | |
| November | 2,116 | 1,451 | |
| December | 2,116 | 1,629 | |
| January | 2,116 | 1,862 | |
| February | 2,438 | 1,862 | |
| March | 2,755 | 3,019 | |
| April | 2,786 | 3,187 | |
| May | 2,786 | 3,187 | |
| June | 2,786 | 3,187 | |

QUANTITY METRICS (rolling 12 month period)

| | Contract Quantity | Contract Base Number | Contract * | Area Team | Region | England |
|----------------------------------------------------------------------------------|-------------------|----------------------|------------|-----------|--------|---------|
| % of all assessments that were assess and fit appliances (case starts) | 127 | 138 | 92.0% | 59.6% | 58.9% | 57.9% |
| % of all assessments that were assess and refuse | 0 | 138 | 0.0% | 17.0% | 14.9% | 12.4% |
| % of all assessments that were assess and review | 11 | 138 | 8.0% | 23.4% | 26.3% | 29.7% |
| % of case starts with a reported IOTN of 3 and Aesthetic Component of 5 or below | 1 | 127 | 0.8% | 0.0% | 0.1% | 0.1% |
| % of case starts with a reported IOTN of 3 and Aesthetic Component of 6 or above | 24 | 127 | 18.9% | 6.4% | 6.1% | 4.0% |
| % of case starts with a reported IOTN of 4 | 63 | 127 | 49.6% | 79.8% | 78.5% | 78.0% |
| % of case starts with a reported IOTN of 5 | 38 | 127 | 29.9% | 13.5% | 13.7% | 16.6 % |
| % of concluded courses in receipt of dual-arch fixed appliances | 36 | 37 | 97.3% | 83.8% | 78.8% | 74.0% |
| % of concluded courses where treatment was abandoned or discontinued | 0 | 37 | 0.0% | 7.1% | 6.9% | 8.5% |
| % of patients satisfied with the treatment they have received | 0 | 0 | N/A | 90.3% | 93.5% | 95.5% |

* Figures in italics indicate that the base number is less than 100.

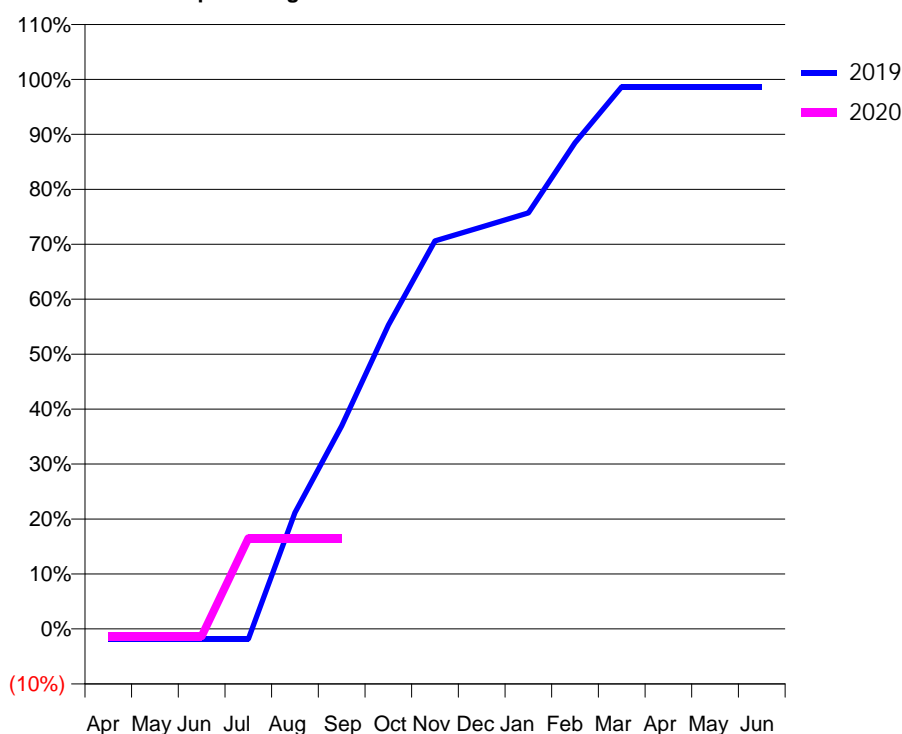
Q61 - Vital Signs Orthodontic At a Glance Contract Report for 234125/0001 - September 2019

| | | | |
|----------------------|-------------------------|---------------------------------------------|-------------|
| Name or company name | MR NI AMIN | 19/20 Contracted general activity (UDA) | 16,536 |
| Contract type name | GDS Contract | Carry forward general activity (UDA) | 58 |
| Purpose of contract | General and Orthodontic | 19/20 Contracted orthodontic activity (UOA) | 823 |
| Contract start date | 01/04/2006 | Carry forward orthodontic activity (UOA) | 11 |
| Contract end date | | Baseline contract value | £555,637.55 |

| ACCESS | Contract | England and Wales |
|----------------------------------------------|----------|-------------------|
| 24 month ratio of assessments to patient IDs | 1.01 | 1.07 |

| ACTIVITY | Contract |
|-------------------------------------------------------------------------------------------|----------|
| Contract assess and fit appliances (case starts) as a percentage of Area Team case starts | 0.2 % |

Cumulative percentage of contracted UOA delivered 2019 & 2020



| Month | Adjusted Scheduled Activity (UOA) | | |
|-----------|-----------------------------------|------|------|
| | 2018 | 2019 | 2020 |
| April | 9 | -15 | -11 |
| May | 9 | -15 | -11 |
| June | 9 | -15 | -11 |
| July | 9 | -15 | 136 |
| August | 51 | 174 | 136 |
| September | 156 | 304 | 136 |
| October | 156 | 455 | |
| November | 219 | 581 | |
| December | 345 | 602 | |
| January | 345 | 623 | |
| February | 626 | 728 | |
| March | 756 | 812 | |
| April | 782 | 812 | |
| May | 782 | 812 | |
| June | 782 | 812 | |

QUANTITY METRICS (rolling 12 month period)

| | Contract Quantity | Contract Base Number | Contract * | Area Team | Region | England |
|----------------------------------------------------------------------------------|-------------------|----------------------|------------|-----------|--------|---------|
| % of all assessments that were assess and fit appliances (case starts) | 32 | 32 | 100.0% | 59.6% | 58.9% | 57.9% |
| % of all assessments that were assess and refuse | 0 | 32 | 0.0% | 17.0% | 14.9% | 12.4% |
| % of all assessments that were assess and review | 0 | 32 | 0.0% | 23.4% | 26.3% | 29.7% |
| % of case starts with a reported IOTN of 3 and Aesthetic Component of 5 or below | 0 | 32 | N/A | 0.0% | 0.1% | 0.1% |
| % of case starts with a reported IOTN of 3 and Aesthetic Component of 6 or above | 0 | 32 | N/A | 6.4% | 6.1% | 4.0% |
| % of case starts with a reported IOTN of 4 | 27 | 32 | 84.4% | 79.8% | 78.5% | 78.0% |
| % of case starts with a reported IOTN of 5 | 5 | 32 | 15.6% | 13.5% | 13.7% | 16.6 % |
| % of concluded courses in receipt of dual-arch fixed appliances | 0 | 0 | N/A | 83.8% | 78.8% | 74.0% |
| % of concluded courses where treatment was abandoned or discontinued | 0 | 0 | N/A | 7.1% | 6.9% | 8.5% |
| % of patients satisfied with the treatment they have received | 1 | 1 | 100.0% | 90.3% | 93.5% | 95.5% |

* Figures in italics indicate that the base number is less than 100.

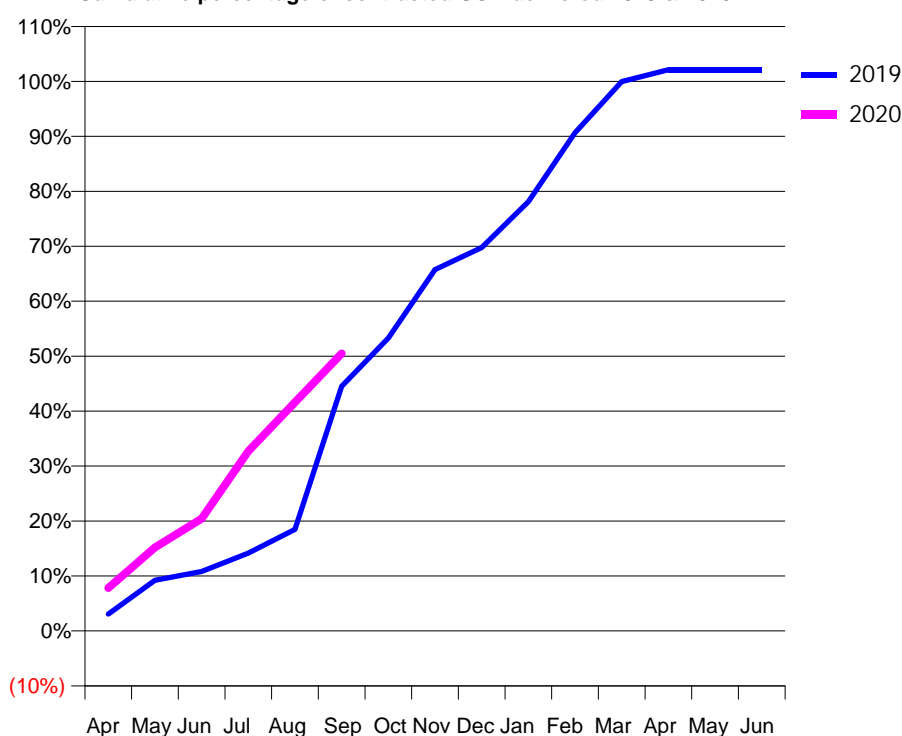
Q61 - Vital Signs Orthodontic At a Glance Contract Report for 250643/0001 - September 2019

| | | | |
|----------------------|-------------------------|---------------------------------------------|-------------|
| Name or company name | MISS SY BHUIYAN | 19/20 Contracted general activity (UDA) | 5,300 |
| Contract type name | GDS Contract | Carry forward general activity (UDA) | -106 |
| Purpose of contract | General and Orthodontic | 19/20 Contracted orthodontic activity (UOA) | 6,850 |
| Contract start date | 01/06/2015 | Carry forward orthodontic activity (UOA) | -137 |
| Contract end date | | Baseline contract value | £738,448.47 |

| ACCESS | Contract | England and Wales |
|----------------------------------------------|----------|-------------------|
| 24 month ratio of assessments to patient IDs | 1.02 | 1.07 |

| ACTIVITY | Contract |
|-------------------------------------------------------------------------------------------|----------|
| Contract assess and fit appliances (case starts) as a percentage of Area Team case starts | 2.3 % |

Cumulative percentage of contracted UOA delivered 2019 & 2020



| Month | Adjusted Scheduled Activity (UOA) | | |
|-----------|-----------------------------------|-------|-------|
| | 2018 | 2019 | 2020 |
| April | -57 | 211 | 536 |
| May | 153 | 631 | 1,042 |
| June | 468 | 740 | 1,399 |
| July | 617 | 971 | 2,241 |
| August | 934 | 1,265 | 2,850 |
| September | 1,881 | 3,049 | 3,459 |
| October | 2,847 | 3,651 | |
| November | 3,376 | 4,504 | |
| December | 3,840 | 4,778 | |
| January | 4,724 | 5,351 | |
| February | 4,724 | 6,209 | |
| March | 6,595 | 6,848 | |
| April | 6,910 | 6,995 | |
| May | 6,910 | 6,995 | |
| June | 6,910 | 6,995 | |

QUANTITY METRICS (rolling 12 month period)

| | Contract Quantity | Contract Base Number | Contract * | Area Team | Region | England |
|----------------------------------------------------------------------------------|-------------------|----------------------|------------|-----------|--------|---------|
| % of all assessments that were assess and fit appliances (case starts) | 340 | 469 | 72.5% | 59.6% | 58.9% | 57.9% |
| % of all assessments that were assess and refuse | 49 | 469 | 10.4% | 17.0% | 14.9% | 12.4% |
| % of all assessments that were assess and review | 80 | 469 | 17.1% | 23.4% | 26.3% | 29.7% |
| % of case starts with a reported IOTN of 3 and Aesthetic Component of 5 or below | 0 | 340 | N/A | 0.0% | 0.1% | 0.1% |
| % of case starts with a reported IOTN of 3 and Aesthetic Component of 6 or above | 3 | 340 | 0.9% | 6.4% | 6.1% | 4.0% |
| % of case starts with a reported IOTN of 4 | 306 | 340 | 90.0% | 79.8% | 78.5% | 78.0% |
| % of case starts with a reported IOTN of 5 | 31 | 340 | 9.1% | 13.5% | 13.7% | 16.6 % |
| % of concluded courses in receipt of dual-arch fixed appliances | 0 | 144 | N/A | 83.8% | 78.8% | 74.0% |
| % of concluded courses where treatment was abandoned or discontinued | 0 | 144 | 0.0% | 7.1% | 6.9% | 8.5% |
| % of patients satisfied with the treatment they have received | 1 | 1 | 100.0% | 90.3% | 93.5% | 95.5% |

* Figures in italics indicate that the base number is less than 100.

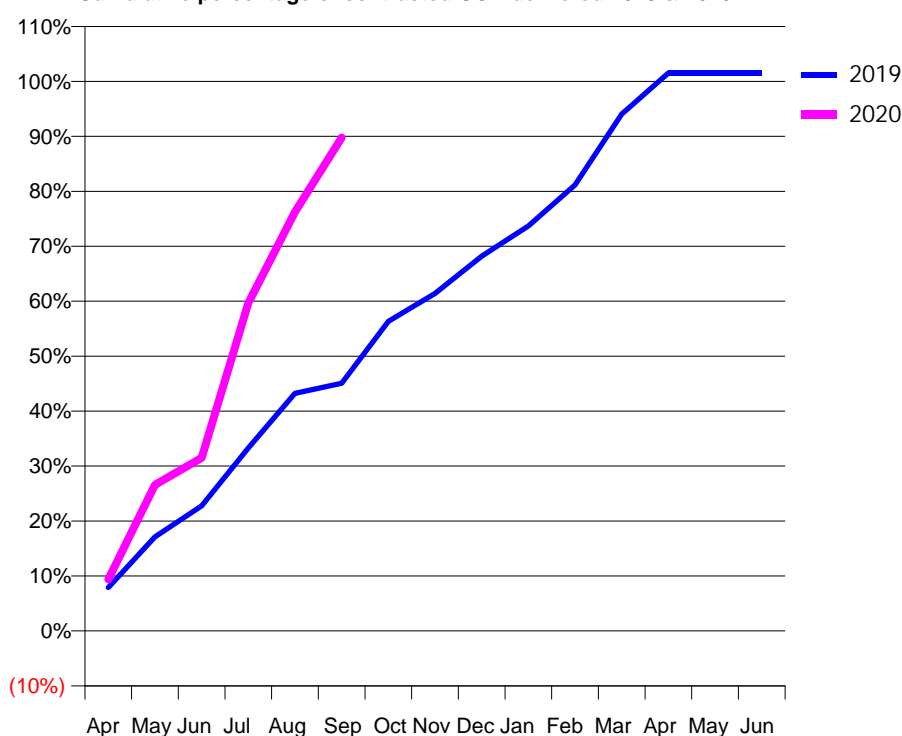
Q61 - Vital Signs Orthodontic At a Glance Contract Report for 272825/0001 - September 2019

| | | | |
|----------------------|--------------|---------------------------------------------|-------------|
| Name or company name | MR MN TALATI | 19/20 Contracted general activity (UDA) | 0 |
| Contract type name | PDS Contract | Carry forward general activity (UDA) | 0 |
| Purpose of contract | Orthodontic | 19/20 Contracted orthodontic activity (UOA) | 1,712 |
| Contract start date | 01/11/2008 | Carry forward orthodontic activity (UOA) | -52 |
| Contract end date | 30/09/2019 | Baseline contract value | £123,083.71 |

| ACCESS | Contract | England and Wales |
|----------------------------------------------|----------|-------------------|
| 24 month ratio of assessments to patient IDs | 1.00 | 1.07 |

| ACTIVITY | Contract |
|-------------------------------------------------------------------------------------------|----------|
| Contract assess and fit appliances (case starts) as a percentage of Area Team case starts | 1.1 % |

Cumulative percentage of contracted UOA delivered 2019 & 2020



| Month | Adjusted Scheduled Activity (UOA) | | |
|-----------|-----------------------------------|-------|-------|
| | 2018 | 2019 | 2020 |
| April | 320 | 271 | 161 |
| May | 656 | 586 | 455 |
| June | 975 | 779 | 539 |
| July | 1,315 | 1,140 | 1,022 |
| August | 1,697 | 1,480 | 1,305 |
| September | 1,869 | 1,543 | 1,537 |
| October | 2,356 | 1,929 | |
| November | 2,755 | 2,103 | |
| December | 3,015 | 2,334 | |
| January | 3,246 | 2,523 | |
| February | 3,288 | 2,779 | |
| March | 3,372 | 3,220 | |
| April | 3,477 | 3,476 | |
| May | 3,477 | 3,476 | |
| June | 3,477 | 3,476 | |

QUANTITY METRICS (rolling 12 month period)

| | Contract Quantity | Contract Base Number | Contract * | Area Team | Region | England |
|----------------------------------------------------------------------------------|-------------------|----------------------|------------|-----------|--------|---------|
| % of all assessments that were assess and fit appliances (case starts) | 168 | 175 | 96.0% | 59.6% | 58.9% | 57.9% |
| % of all assessments that were assess and refuse | 6 | 175 | 3.4% | 17.0% | 14.9% | 12.4% |
| % of all assessments that were assess and review | 1 | 175 | 0.6% | 23.4% | 26.3% | 29.7% |
| % of case starts with a reported IOTN of 3 and Aesthetic Component of 5 or below | 0 | 168 | N/A | 0.0% | 0.1% | 0.1% |
| % of case starts with a reported IOTN of 3 and Aesthetic Component of 6 or above | 25 | 168 | 14.9% | 6.4% | 6.1% | 4.0% |
| % of case starts with a reported IOTN of 4 | 120 | 168 | 71.4% | 79.8% | 78.5% | 78.0% |
| % of case starts with a reported IOTN of 5 | 23 | 168 | 13.7% | 13.5% | 13.7% | 16.6 % |
| % of concluded courses in receipt of dual-arch fixed appliances | 89 | 151 | 58.9% | 83.8% | 78.8% | 74.0% |
| % of concluded courses where treatment was abandoned or discontinued | 9 | 151 | 6.0% | 7.1% | 6.9% | 8.5% |
| % of patients satisfied with the treatment they have received | 0 | 0 | N/A | 90.3% | 93.5% | 95.5% |

* Figures in italics indicate that the base number is less than 100.

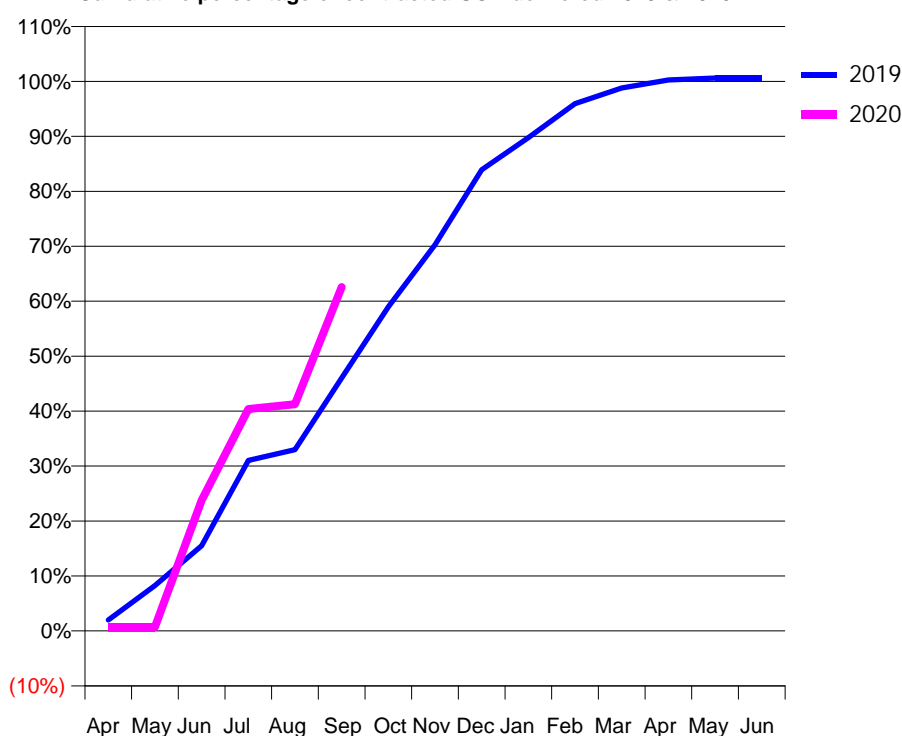
Q61 - Vital Signs Orthodontic At a Glance Contract Report for 330884/0001 - September 2019

| | | | |
|----------------------|--------------|---------------------------------------------|-------------|
| Name or company name | MR SJ HARIA | 19/20 Contracted general activity (UDA) | 0 |
| Contract type name | PDS Contract | Carry forward general activity (UDA) | 0 |
| Purpose of contract | Orthodontic | 19/20 Contracted orthodontic activity (UOA) | 12,058 |
| Contract start date | 01/04/2006 | Carry forward orthodontic activity (UOA) | -81 |
| Contract end date | 30/09/2019 | Baseline contract value | £809,273.24 |

| ACCESS | Contract | England and Wales |
|----------------------------------------------|----------|-------------------|
| 24 month ratio of assessments to patient IDs | 1.01 | 1.07 |

| ACTIVITY | Contract |
|-------------------------------------------------------------------------------------------|----------|
| Contract assess and fit appliances (case starts) as a percentage of Area Team case starts | 4.6 % |

Cumulative percentage of contracted UOA delivered 2019 & 2020



| Month | Adjusted Scheduled Activity (UOA) | | |
|-----------|-----------------------------------|--------|-------|
| | 2018 | 2019 | 2020 |
| April | 200 | 272 | 85 |
| May | 200 | 1,124 | 85 |
| June | 3,291 | 2,112 | 2,865 |
| July | 5,488 | 4,223 | 4,870 |
| August | 6,376 | 4,491 | 4,972 |
| September | 6,691 | 6,265 | 7,544 |
| October | 8,396 | 8,029 | |
| November | 9,639 | 9,566 | |
| December | 11,092 | 11,422 | |
| January | 11,092 | 12,224 | |
| February | 12,171 | 13,063 | |
| March | 13,335 | 13,453 | |
| April | 13,944 | 13,651 | |
| May | 13,932 | 13,696 | |
| June | 13,934 | 13,696 | |

QUANTITY METRICS (rolling 12 month period)

| | Contract Quantity | Contract Base Number | Contract * | Area Team | Region | England |
|----------------------------------------------------------------------------------|-------------------|----------------------|------------|-----------|--------|---------|
| % of all assessments that were assess and fit appliances (case starts) | 687 | 1,373 | 50.0% | 59.6% | 58.9% | 57.9% |
| % of all assessments that were assess and refuse | 389 | 1,373 | 28.3% | 17.0% | 14.9% | 12.4% |
| % of all assessments that were assess and review | 297 | 1,373 | 21.6% | 23.4% | 26.3% | 29.7% |
| % of case starts with a reported IOTN of 3 and Aesthetic Component of 5 or below | 0 | 687 | N/A | 0.0% | 0.1% | 0.1% |
| % of case starts with a reported IOTN of 3 and Aesthetic Component of 6 or above | 26 | 687 | 3.8% | 6.4% | 6.1% | 4.0% |
| % of case starts with a reported IOTN of 4 | 544 | 687 | 79.2% | 79.8% | 78.5% | 78.0% |
| % of case starts with a reported IOTN of 5 | 117 | 687 | 17.0% | 13.5% | 13.7% | 16.6 % |
| % of concluded courses in receipt of dual-arch fixed appliances | 682 | 844 | 80.8% | 83.8% | 78.8% | 74.0% |
| % of concluded courses where treatment was abandoned or discontinued | 130 | 844 | 15.4% | 7.1% | 6.9% | 8.5% |
| % of patients satisfied with the treatment they have received | 1 | 1 | 100.0% | 90.3% | 93.5% | 95.5% |

* Figures in italics indicate that the base number is less than 100.

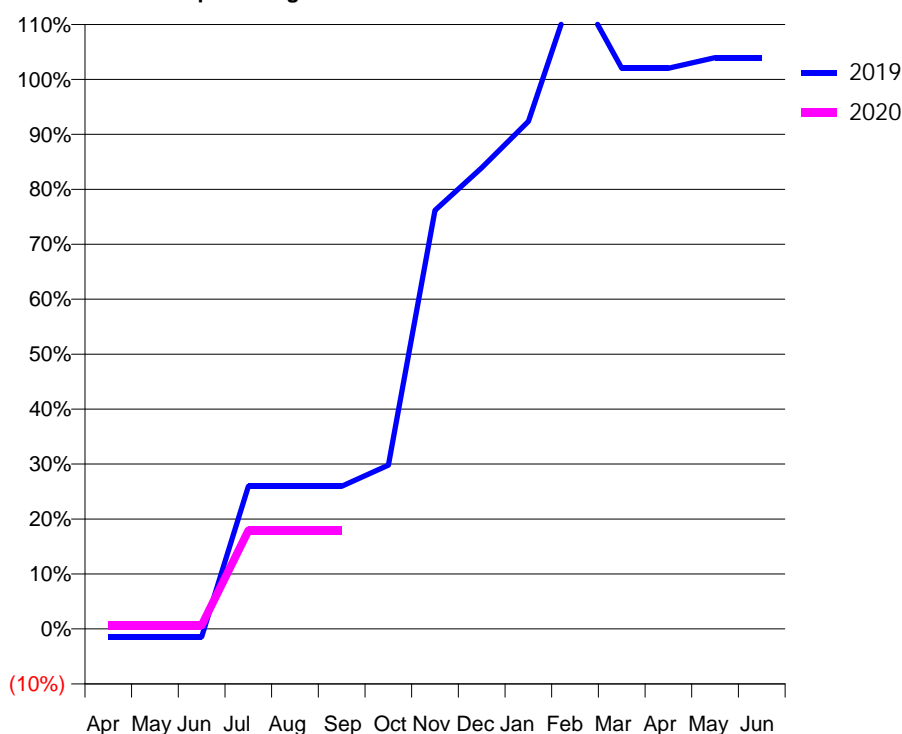
Q61 - Vital Signs Orthodontic At a Glance Contract Report for 388904/0001 - September 2019

| | | | |
|----------------------|--------------|---------------------------------------------|-------------|
| Name or company name | DR AM COHEN | 19/20 Contracted general activity (UDA) | 0 |
| Contract type name | PDS Contract | Carry forward general activity (UDA) | 0 |
| Purpose of contract | Orthodontic | 19/20 Contracted orthodontic activity (UOA) | 3,169 |
| Contract start date | 01/04/2006 | Carry forward orthodontic activity (UOA) | -21 |
| Contract end date | 30/09/2019 | Baseline contract value | £222,626.86 |

| ACCESS | Contract | England and Wales |
|----------------------------------------------|----------|-------------------|
| 24 month ratio of assessments to patient IDs | 1.01 | 1.07 |

| ACTIVITY | Contract |
|-------------------------------------------------------------------------------------------|----------|
| Contract assess and fit appliances (case starts) as a percentage of Area Team case starts | 0.5 % |

Cumulative percentage of contracted UOA delivered 2019 & 2020



| Month | Adjusted Scheduled Activity (UOA) | | |
|-----------|-----------------------------------|-------|------|
| | 2018 | 2019 | 2020 |
| April | 22 | -16 | 21 |
| May | 22 | -16 | 21 |
| June | 22 | -16 | 21 |
| July | 215 | 282 | 567 |
| August | 215 | 282 | 567 |
| September | 215 | 282 | 567 |
| October | 215 | 324 | |
| November | 236 | 828 | |
| December | 257 | 912 | |
| January | 744 | 1,004 | |
| February | 1,071 | 1,277 | |
| March | 1,071 | 1,109 | |
| April | 1,071 | 1,109 | |
| May | 1,071 | 1,130 | |
| June | 1,071 | 1,130 | |

QUANTITY METRICS (rolling 12 month period)

| | Contract Quantity | Contract Base Number | Contract * | Area Team | Region | England |
|----------------------------------------------------------------------------------|-------------------|----------------------|------------|-----------|--------|---------|
| % of all assessments that were assess and fit appliances (case starts) | 77 | 77 | 100.0% | 59.6% | 58.9% | 57.9% |
| % of all assessments that were assess and refuse | 0 | 77 | 0.0% | 17.0% | 14.9% | 12.4% |
| % of all assessments that were assess and review | 0 | 77 | 0.0% | 23.4% | 26.3% | 29.7% |
| % of case starts with a reported IOTN of 3 and Aesthetic Component of 5 or below | 0 | 77 | N/A | 0.0% | 0.1% | 0.1% |
| % of case starts with a reported IOTN of 3 and Aesthetic Component of 6 or above | 2 | 77 | 2.6% | 6.4% | 6.1% | 4.0% |
| % of case starts with a reported IOTN of 4 | 70 | 77 | 90.9% | 79.8% | 78.5% | 78.0% |
| % of case starts with a reported IOTN of 5 | 5 | 77 | 6.5% | 13.5% | 13.7% | 16.6 % |
| % of concluded courses in receipt of dual-arch fixed appliances | 22 | 26 | 84.6% | 83.8% | 78.8% | 74.0% |
| % of concluded courses where treatment was abandoned or discontinued | 0 | 26 | 0.0% | 7.1% | 6.9% | 8.5% |
| % of patients satisfied with the treatment they have received | 0 | 0 | N/A | 90.3% | 93.5% | 95.5% |

* Figures in italics indicate that the base number is less than 100.

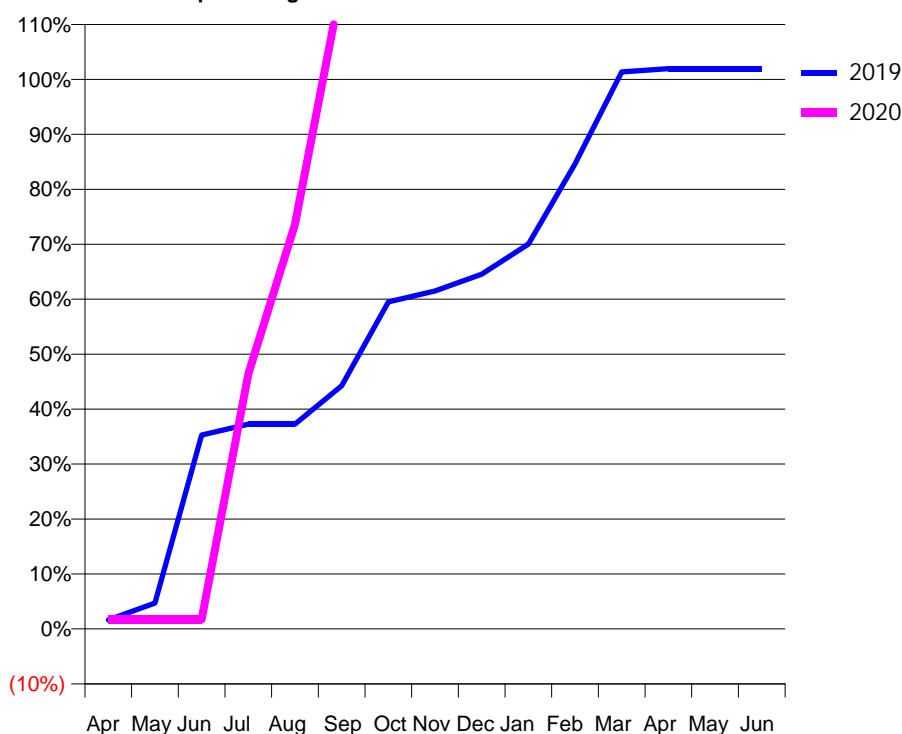
Q61 - Vital Signs Orthodontic At a Glance Contract Report for 555770/0002 - September 2019

| | | | |
|----------------------|---------------|---------------------------------------------|-------------|
| Name or company name | MR GI GILBERT | 19/20 Contracted general activity (UDA) | 0 |
| Contract type name | PDS Contract | Carry forward general activity (UDA) | 0 |
| Purpose of contract | Orthodontic | 19/20 Contracted orthodontic activity (UOA) | 4,742 |
| Contract start date | 04/11/2006 | Carry forward orthodontic activity (UOA) | -82 |
| Contract end date | 30/09/2019 | Baseline contract value | £326,805.17 |

| ACCESS | Contract | England and Wales |
|----------------------------------------------|----------|-------------------|
| 24 month ratio of assessments to patient IDs | 1.01 | 1.07 |

| ACTIVITY | Contract |
|-------------------------------------------------------------------------------------------|----------|
| Contract assess and fit appliances (case starts) as a percentage of Area Team case starts | 2.7 % |

Cumulative percentage of contracted UOA delivered 2019 & 2020



| Month | Adjusted Scheduled Activity (UOA) | | |
|-----------|-----------------------------------|-------|-------|
| | 2018 | 2019 | 2020 |
| April | 67 | 70 | 82 |
| May | 1,120 | 200 | 82 |
| June | 1,615 | 1,493 | 82 |
| July | 1,913 | 1,577 | 2,202 |
| August | 1,913 | 1,577 | 3,491 |
| September | 2,765 | 1,873 | 5,574 |
| October | 2,765 | 2,519 | |
| November | 2,937 | 2,603 | |
| December | 3,422 | 2,733 | |
| January | 3,741 | 2,964 | |
| February | 3,816 | 3,581 | |
| March | 3,904 | 4,290 | |
| April | 4,302 | 4,315 | |
| May | 4,302 | 4,315 | |
| June | 4,303 | 4,315 | |

QUANTITY METRICS (rolling 12 month period)

| | Contract Quantity | Contract Base Number | Contract * | Area Team | Region | England |
|----------------------------------------------------------------------------------|-------------------|----------------------|------------|-----------|--------|---------|
| % of all assessments that were assess and fit appliances (case starts) | 399 | 400 | 99.8% | 59.6% | 58.9% | 57.9% |
| % of all assessments that were assess and refuse | 0 | 400 | 0.0% | 17.0% | 14.9% | 12.4% |
| % of all assessments that were assess and review | 1 | 400 | 0.3% | 23.4% | 26.3% | 29.7% |
| % of case starts with a reported IOTN of 3 and Aesthetic Component of 5 or below | 0 | 399 | N/A | 0.0% | 0.1% | 0.1% |
| % of case starts with a reported IOTN of 3 and Aesthetic Component of 6 or above | 43 | 399 | 10.8% | 6.4% | 6.1% | 4.0% |
| % of case starts with a reported IOTN of 4 | 325 | 399 | 81.5% | 79.8% | 78.5% | 78.0% |
| % of case starts with a reported IOTN of 5 | 27 | 399 | 6.8% | 13.5% | 13.7% | 16.6 % |
| % of concluded courses in receipt of dual-arch fixed appliances | 121 | 153 | 79.1% | 83.8% | 78.8% | 74.0% |
| % of concluded courses where treatment was abandoned or discontinued | 5 | 153 | 3.3% | 7.1% | 6.9% | 8.5% |
| % of patients satisfied with the treatment they have received | 1 | 1 | 100.0% | 90.3% | 93.5% | 95.5% |

* Figures in italics indicate that the base number is less than 100.

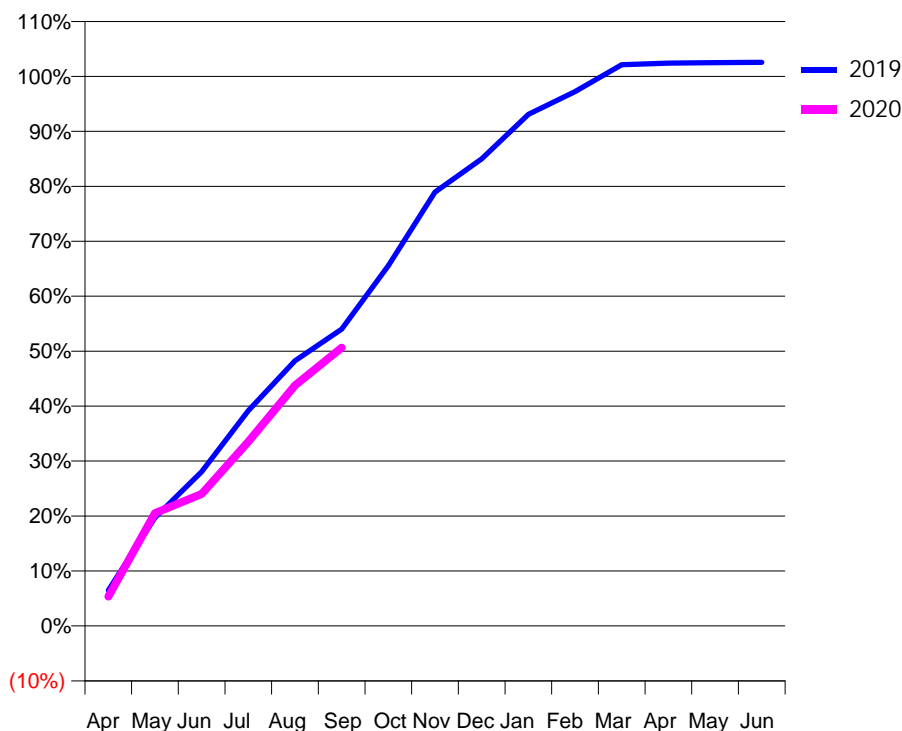
Q61 - Vital Signs Orthodontic At a Glance Contract Report for 556459/0002 - September 2019

| | | | |
|----------------------|-------------------------|---------------------------------------------|-------------|
| Name or company name | MR GP DINDOL | 19/20 Contracted general activity (UDA) | 5,459 |
| Contract type name | GDS Contract | Carry forward general activity (UDA) | -59 |
| Purpose of contract | General and Orthodontic | 19/20 Contracted orthodontic activity (UOA) | 2,491 |
| Contract start date | 19/07/2008 | Carry forward orthodontic activity (UOA) | -49 |
| Contract end date | | Baseline contract value | £536,411.82 |

| ACCESS | Contract | England and Wales |
|----------------------------------------------|----------|-------------------|
| 24 month ratio of assessments to patient IDs | 1.20 | 1.07 |

| ACTIVITY | Contract |
|-------------------------------------------------------------------------------------------|----------|
| Contract assess and fit appliances (case starts) as a percentage of Area Team case starts | 0.7 % |

Cumulative percentage of contracted UOA delivered 2019 & 2020



| Month | Adjusted Scheduled Activity (UOA) | | |
|-----------|-----------------------------------|-------|-------|
| | 2018 | 2019 | 2020 |
| April | 138 | 162 | 133 |
| May | 406 | 491 | 511 |
| June | 630 | 699 | 598 |
| July | 841 | 976 | 836 |
| August | 1,152 | 1,202 | 1,090 |
| September | 1,294 | 1,345 | 1,261 |
| October | 1,480 | 1,633 | |
| November | 1,739 | 1,966 | |
| December | 1,957 | 2,117 | |
| January | 2,116 | 2,319 | |
| February | 2,465 | 2,422 | |
| March | 2,508 | 2,544 | |
| April | 2,520 | 2,551 | |
| May | 2,521 | 2,553 | |
| June | 2,521 | 2,554 | |

QUANTITY METRICS (rolling 12 month period)

| | Contract Quantity | Contract Base Number | Contract * | Area Team | Region | England |
|----------------------------------------------------------------------------------|-------------------|----------------------|------------|-----------|--------|---------|
| % of all assessments that were assess and fit appliances (case starts) | 99 | 529 | 18.7% | 59.6% | 58.9% | 57.9% |
| % of all assessments that were assess and refuse | 101 | 529 | 19.1% | 17.0% | 14.9% | 12.4% |
| % of all assessments that were assess and review | 329 | 529 | 62.2% | 23.4% | 26.3% | 29.7% |
| % of case starts with a reported IOTN of 3 and Aesthetic Component of 5 or below | 0 | 99 | <i>N/A</i> | 0.0% | 0.1% | 0.1% |
| % of case starts with a reported IOTN of 3 and Aesthetic Component of 6 or above | 0 | 99 | <i>N/A</i> | 6.4% | 6.1% | 4.0% |
| % of case starts with a reported IOTN of 4 | 88 | 99 | 88.9% | 79.8% | 78.5% | 78.0% |
| % of case starts with a reported IOTN of 5 | 11 | 99 | 11.1% | 13.5% | 13.7% | 16.6% |
| % of concluded courses in receipt of dual-arch fixed appliances | 0 | 106 | <i>N/A</i> | 83.8% | 78.8% | 74.0% |
| % of concluded courses where treatment was abandoned or discontinued | 11 | 106 | 10.4% | 7.1% | 6.9% | 8.5% |
| % of patients satisfied with the treatment they have received | 0 | 0 | <i>N/A</i> | 90.3% | 93.5% | 95.5% |

* Figures in italics indicate that the base number is less than 100.

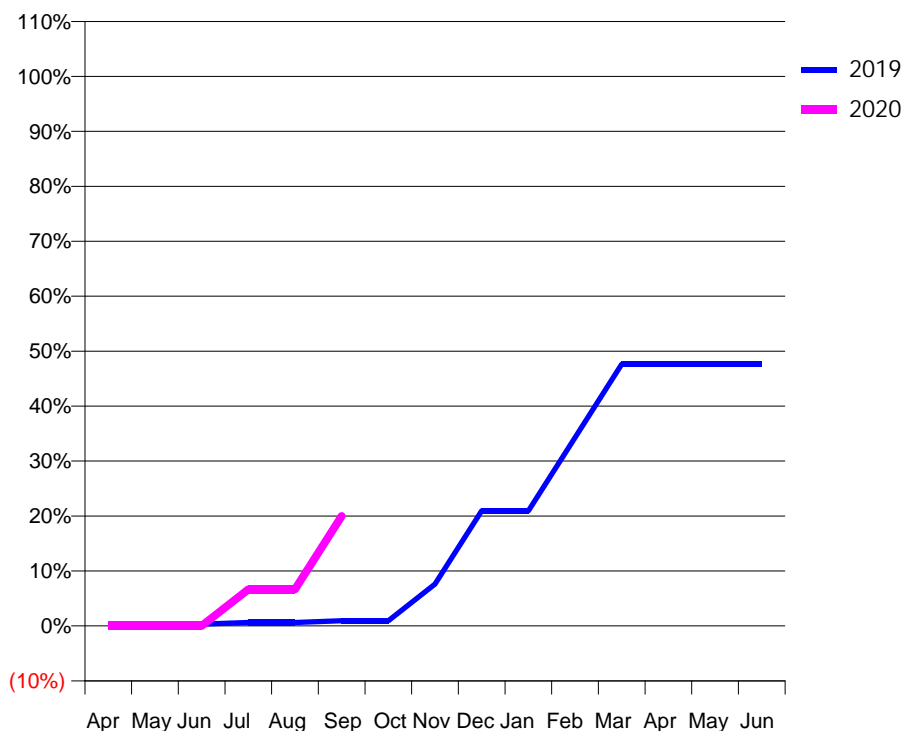
Q61 - Vital Signs Orthodontic At a Glance Contract Report for 574732/0001 - September 2019

| | | | |
|----------------------|-------------------------|---------------------------------------------|-------------|
| Name or company name | MR B LILADHAR | 19/20 Contracted general activity (UDA) | 3,503 |
| Contract type name | GDS Contract | Carry forward general activity (UDA) | 0 |
| Purpose of contract | General and Orthodontic | 19/20 Contracted orthodontic activity (UOA) | 315 |
| Contract start date | 01/04/2006 | Carry forward orthodontic activity (UOA) | 0 |
| Contract end date | | Baseline contract value | £131,899.60 |

| ACCESS | Contract | England and Wales |
|----------------------------------------------|----------|-------------------|
| 24 month ratio of assessments to patient IDs | 1.07 | 1.07 |

| ACTIVITY | Contract |
|-------------------------------------------------------------------------------------------|----------|
| Contract assess and fit appliances (case starts) as a percentage of Area Team case starts | 0.1 % |

Cumulative percentage of contracted UOA delivered 2019 & 2020



| Month | Adjusted Scheduled Activity (UOA) | | |
|-----------|-----------------------------------|------|------|
| | 2018 | 2019 | 2020 |
| April | 0 | 0 | 0 |
| May | 0 | 0 | 0 |
| June | 42 | 1 | 0 |
| July | 42 | 2 | 21 |
| August | 42 | 2 | 21 |
| September | 42 | 3 | 63 |
| October | 43 | 3 | |
| November | 44 | 24 | |
| December | 44 | 66 | |
| January | 44 | 66 | |
| February | 44 | 108 | |
| March | 65 | 150 | |
| April | 65 | 150 | |
| May | 65 | 150 | |
| June | 65 | 150 | |

QUANTITY METRICS (rolling 12 month period)

| | Contract Quantity | Contract Base Number | Contract * | Area Team | Region | England |
|----------------------------------------------------------------------------------|-------------------|----------------------|------------|-----------|--------|---------|
| % of all assessments that were assess and fit appliances (case starts) | 10 | 10 | 100.0% | 59.6% | 58.9% | 57.9% |
| % of all assessments that were assess and refuse | 0 | 10 | 0.0% | 17.0% | 14.9% | 12.4% |
| % of all assessments that were assess and review | 0 | 10 | 0.0% | 23.4% | 26.3% | 29.7% |
| % of case starts with a reported IOTN of 3 and Aesthetic Component of 5 or below | 0 | 10 | N/A | 0.0% | 0.1% | 0.1% |
| % of case starts with a reported IOTN of 3 and Aesthetic Component of 6 or above | 1 | 10 | 10.0% | 6.4% | 6.1% | 4.0% |
| % of case starts with a reported IOTN of 4 | 9 | 10 | 90.0% | 79.8% | 78.5% | 78.0% |
| % of case starts with a reported IOTN of 5 | 0 | 10 | N/A | 13.5% | 13.7% | 16.6% |
| % of concluded courses in receipt of dual-arch fixed appliances | 3 | 4 | 75.0% | 83.8% | 78.8% | 74.0% |
| % of concluded courses where treatment was abandoned or discontinued | 0 | 4 | 0.0% | 7.1% | 6.9% | 8.5% |
| % of patients satisfied with the treatment they have received | 0 | 0 | N/A | 90.3% | 93.5% | 95.5% |

* Figures in italics indicate that the base number is less than 100.

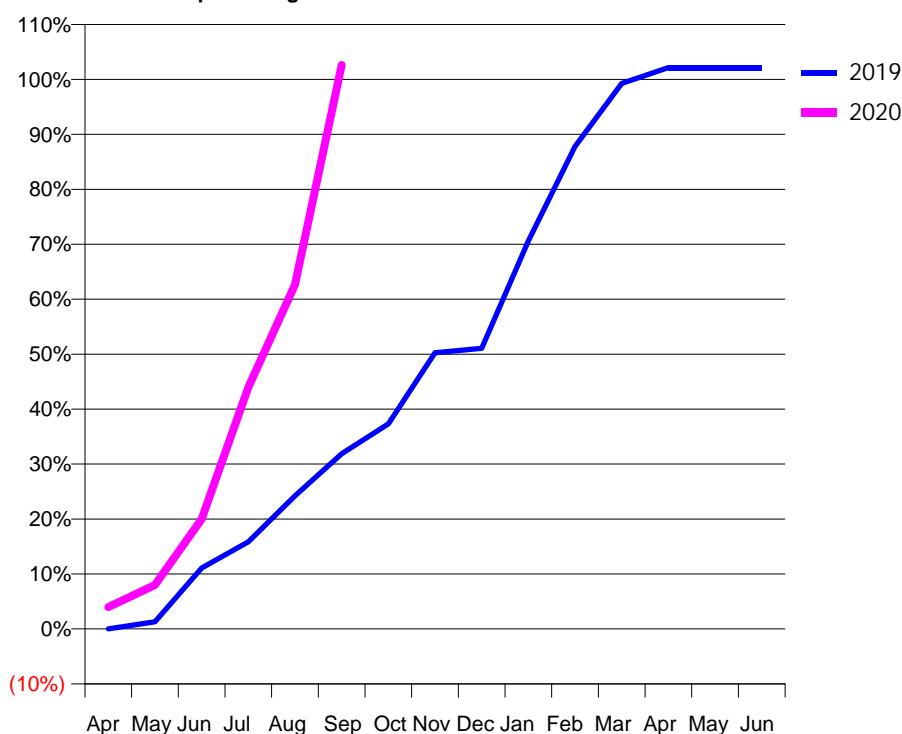
Q61 - Vital Signs Orthodontic At a Glance Contract Report for 575135/0001 - September 2019

| | | | |
|----------------------|--------------|---------------------------------------------|-------------|
| Name or company name | MRS LC LYONS | 19/20 Contracted general activity (UDA) | 0 |
| Contract type name | PDS Contract | Carry forward general activity (UDA) | 0 |
| Purpose of contract | Orthodontic | 19/20 Contracted orthodontic activity (UOA) | 1,576 |
| Contract start date | 01/04/2006 | Carry forward orthodontic activity (UOA) | -63 |
| Contract end date | 30/09/2019 | Baseline contract value | £108,587.58 |

| ACCESS | Contract | England and Wales |
|----------------------------------------------|----------|-------------------|
| 24 month ratio of assessments to patient IDs | 1.13 | 1.07 |

| ACTIVITY | Contract |
|-------------------------------------------------------------------------------------------|----------|
| Contract assess and fit appliances (case starts) as a percentage of Area Team case starts | 1.2 % |

Cumulative percentage of contracted UOA delivered 2019 & 2020



| Month | Adjusted Scheduled Activity (UOA) | | |
|-----------|-----------------------------------|-------|-------|
| | 2018 | 2019 | 2020 |
| April | -126 | 0 | 63 |
| May | 43 | 41 | 126 |
| June | 530 | 349 | 315 |
| July | 681 | 500 | 693 |
| August | 1,018 | 763 | 987 |
| September | 1,099 | 1,005 | 1,617 |
| October | 1,455 | 1,176 | |
| November | 1,783 | 1,584 | |
| December | 1,887 | 1,610 | |
| January | 2,353 | 2,226 | |
| February | 2,605 | 2,767 | |
| March | 2,884 | 3,129 | |
| April | 2,989 | 3,220 | |
| May | 2,989 | 3,220 | |
| June | 2,989 | 3,220 | |

QUANTITY METRICS (rolling 12 month period)

| | Contract Quantity | Contract Base Number | Contract * | Area Team | Region | England |
|----------------------------------------------------------------------------------|-------------------|----------------------|------------|-----------|--------|---------|
| % of all assessments that were assess and fit appliances (case starts) | 172 | 329 | 52.3% | 59.6% | 58.9% | 57.9% |
| % of all assessments that were assess and refuse | 55 | 329 | 16.7% | 17.0% | 14.9% | 12.4% |
| % of all assessments that were assess and review | 102 | 329 | 31.0% | 23.4% | 26.3% | 29.7% |
| % of case starts with a reported IOTN of 3 and Aesthetic Component of 5 or below | 0 | 172 | N/A | 0.0% | 0.1% | 0.1% |
| % of case starts with a reported IOTN of 3 and Aesthetic Component of 6 or above | 22 | 172 | 12.8% | 6.4% | 6.1% | 4.0% |
| % of case starts with a reported IOTN of 4 | 102 | 172 | 59.3% | 79.8% | 78.5% | 78.0% |
| % of case starts with a reported IOTN of 5 | 48 | 172 | 27.9% | 13.5% | 13.7% | 16.6 % |
| % of concluded courses in receipt of dual-arch fixed appliances | 68 | 87 | 78.2% | 83.8% | 78.8% | 74.0% |
| % of concluded courses where treatment was abandoned or discontinued | 12 | 87 | 13.8% | 7.1% | 6.9% | 8.5% |
| % of patients satisfied with the treatment they have received | 0 | 0 | N/A | 90.3% | 93.5% | 95.5% |

* Figures in italics indicate that the base number is less than 100.

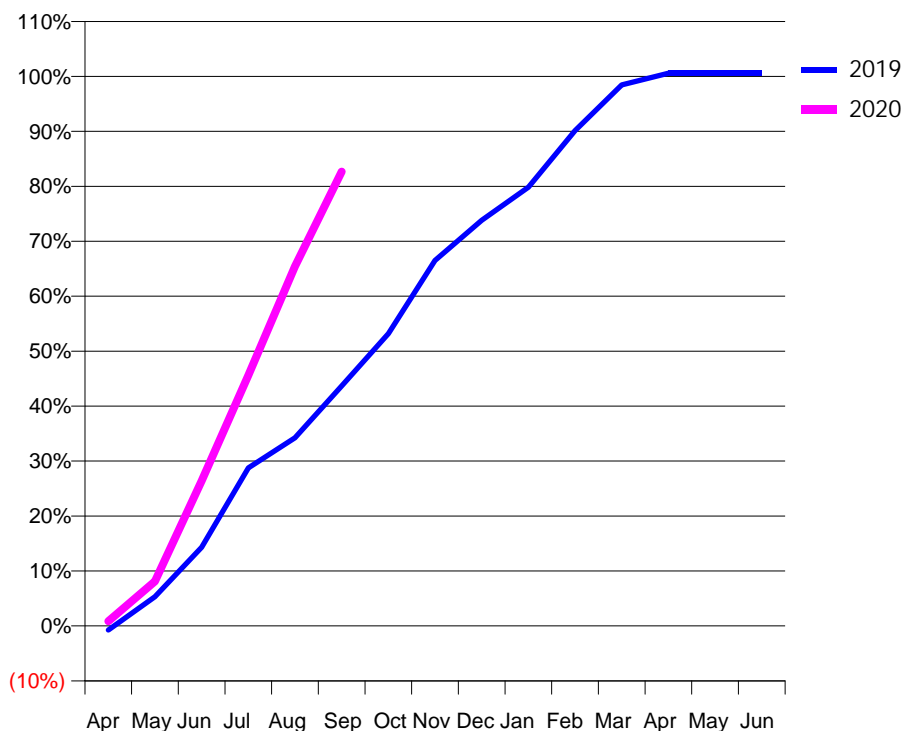
Q61 - Vital Signs Orthodontic At a Glance Contract Report for 631752/0002 - September 2019

| | | | |
|----------------------|--------------|---------------------------------------------|-------------|
| Name or company name | Mr HA Patel | 19/20 Contracted general activity (UDA) | 0 |
| Contract type name | PDS Contract | Carry forward general activity (UDA) | 0 |
| Purpose of contract | Orthodontic | 19/20 Contracted orthodontic activity (UOA) | 12,745 |
| Contract start date | 01/04/2006 | Carry forward orthodontic activity (UOA) | -110 |
| Contract end date | 30/09/2019 | Baseline contract value | £855,375.26 |

| ACCESS | Contract | England and Wales |
|----------------------------------------------|----------|-------------------|
| 24 month ratio of assessments to patient IDs | 1.02 | 1.07 |

| ACTIVITY | Contract |
|-------------------------------------------------------------------------------------------|----------|
| Contract assess and fit appliances (case starts) as a percentage of Area Team case starts | 6.6 % |

Cumulative percentage of contracted UOA delivered 2019 & 2020



| Month | Adjusted Scheduled Activity (UOA) | | |
|-----------|-----------------------------------|--------|--------|
| | 2018 | 2019 | 2020 |
| April | -254 | -145 | 110 |
| May | 1,132 | 1,026 | 1,036 |
| June | 2,673 | 2,758 | 3,363 |
| July | 4,833 | 5,540 | 5,813 |
| August | 6,106 | 6,595 | 8,340 |
| September | 8,007 | 8,413 | 10,536 |
| October | 9,605 | 10,243 | |
| November | 10,947 | 12,811 | |
| December | 13,002 | 14,218 | |
| January | 14,252 | 15,378 | |
| February | 16,261 | 17,355 | |
| March | 18,344 | 18,960 | |
| April | 19,097 | 19,371 | |
| May | 19,117 | 19,372 | |
| June | 19,116 | 19,371 | |

QUANTITY METRICS (rolling 12 month period)

| | Contract Quantity | Contract Base Number | Contract * | Area Team | Region | England |
|----------------------------------------------------------------------------------|-------------------|----------------------|------------|-----------|--------|---------|
| % of all assessments that were assess and fit appliances (case starts) | 980 | 2,097 | 46.7% | 59.6% | 58.9% | 57.9% |
| % of all assessments that were assess and refuse | 621 | 2,097 | 29.6% | 17.0% | 14.9% | 12.4% |
| % of all assessments that were assess and review | 496 | 2,097 | 23.7% | 23.4% | 26.3% | 29.7% |
| % of case starts with a reported IOTN of 3 and Aesthetic Component of 5 or below | 1 | 980 | 0.1% | 0.0% | 0.1% | 0.1% |
| % of case starts with a reported IOTN of 3 and Aesthetic Component of 6 or above | 38 | 980 | 3.9% | 6.4% | 6.1% | 4.0% |
| % of case starts with a reported IOTN of 4 | 744 | 980 | 75.9% | 79.8% | 78.5% | 78.0% |
| % of case starts with a reported IOTN of 5 | 196 | 980 | 20.0% | 13.5% | 13.7% | 16.6 % |
| % of concluded courses in receipt of dual-arch fixed appliances | 749 | 770 | 97.3% | 83.8% | 78.8% | 74.0% |
| % of concluded courses where treatment was abandoned or discontinued | 2 | 770 | 0.3% | 7.1% | 6.9% | 8.5% |
| % of patients satisfied with the treatment they have received | 4 | 4 | 100.0% | 90.3% | 93.5% | 95.5% |

* Figures in italics indicate that the base number is less than 100.

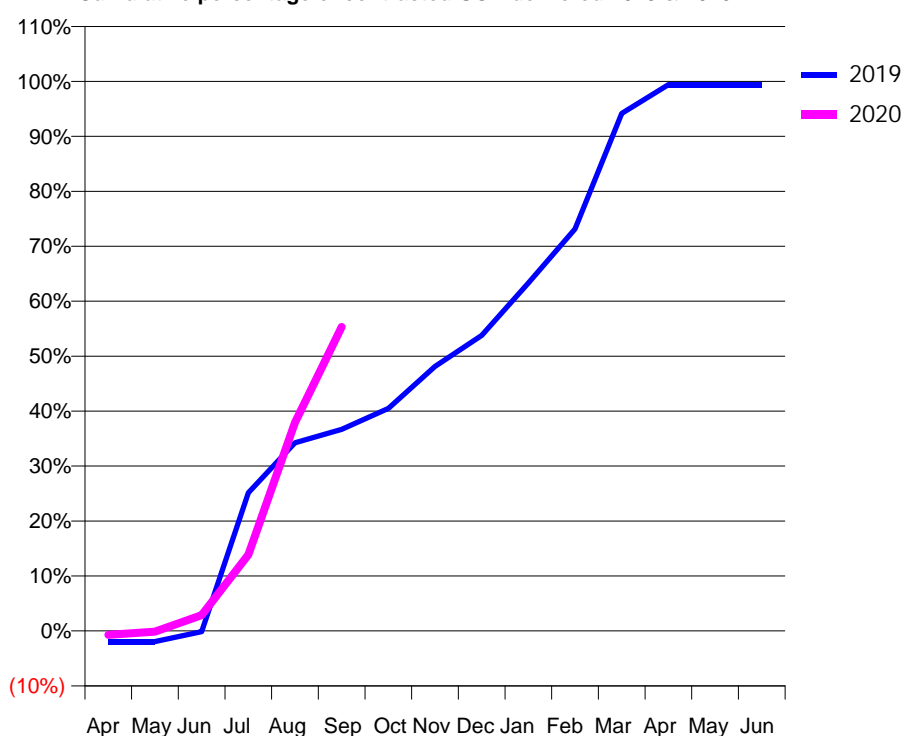
Q61 - Vital Signs Orthodontic At a Glance Contract Report for 631752/0003 - September 2019

| | | | |
|----------------------|--------------|---------------------------------------------|-------------|
| Name or company name | Mr HA Patel | 19/20 Contracted general activity (UDA) | 0 |
| Contract type name | PDS Contract | Carry forward general activity (UDA) | 0 |
| Purpose of contract | Orthodontic | 19/20 Contracted orthodontic activity (UOA) | 14,265 |
| Contract start date | 01/04/2006 | Carry forward orthodontic activity (UOA) | 107 |
| Contract end date | 30/09/2019 | Baseline contract value | £979,595.94 |

| ACCESS | Contract | England and Wales |
|----------------------------------------------|----------|-------------------|
| 24 month ratio of assessments to patient IDs | 1.01 | 1.07 |

| ACTIVITY | Contract |
|-------------------------------------------------------------------------------------------|----------|
| Contract assess and fit appliances (case starts) as a percentage of Area Team case starts | 6.1 % |

Cumulative percentage of contracted UOA delivered 2019 & 2020



| Month | Adjusted Scheduled Activity (UOA) | | |
|-----------|-----------------------------------|--------|-------|
| | 2018 | 2019 | 2020 |
| April | 251 | -354 | -107 |
| May | 2,867 | -354 | -23 |
| June | 3,940 | -30 | 409 |
| July | 6,102 | 4,533 | 1,980 |
| August | 6,860 | 6,170 | 5,404 |
| September | 7,744 | 6,615 | 7,892 |
| October | 9,966 | 7,301 | |
| November | 11,131 | 8,678 | |
| December | 12,578 | 9,691 | |
| January | 13,635 | 11,416 | |
| February | 15,517 | 13,188 | |
| March | 16,770 | 16,979 | |
| April | 17,569 | 17,922 | |
| May | 17,653 | 17,922 | |
| June | 17,675 | 17,922 | |

QUANTITY METRICS (rolling 12 month period)

| | Contract Quantity | Contract Base Number | Contract * | Area Team | Region | England |
|----------------------------------------------------------------------------------|-------------------|----------------------|------------|-----------|--------|---------|
| % of all assessments that were assess and fit appliances (case starts) | 902 | 1,626 | 55.5% | 59.6% | 58.9% | 57.9% |
| % of all assessments that were assess and refuse | 444 | 1,626 | 27.3% | 17.0% | 14.9% | 12.4% |
| % of all assessments that were assess and review | 280 | 1,626 | 17.2% | 23.4% | 26.3% | 29.7% |
| % of case starts with a reported IOTN of 3 and Aesthetic Component of 5 or below | 1 | 902 | 0.1% | 0.0% | 0.1% | 0.1% |
| % of case starts with a reported IOTN of 3 and Aesthetic Component of 6 or above | 41 | 902 | 4.5% | 6.4% | 6.1% | 4.0% |
| % of case starts with a reported IOTN of 4 | 728 | 902 | 80.7% | 79.8% | 78.5% | 78.0% |
| % of case starts with a reported IOTN of 5 | 130 | 902 | 14.4% | 13.5% | 13.7% | 16.6 % |
| % of concluded courses in receipt of dual-arch fixed appliances | 643 | 730 | 88.1% | 83.8% | 78.8% | 74.0% |
| % of concluded courses where treatment was abandoned or discontinued | 48 | 730 | 6.6% | 7.1% | 6.9% | 8.5% |
| % of patients satisfied with the treatment they have received | 0 | 0 | N/A | 90.3% | 93.5% | 95.5% |

* Figures in italics indicate that the base number is less than 100.

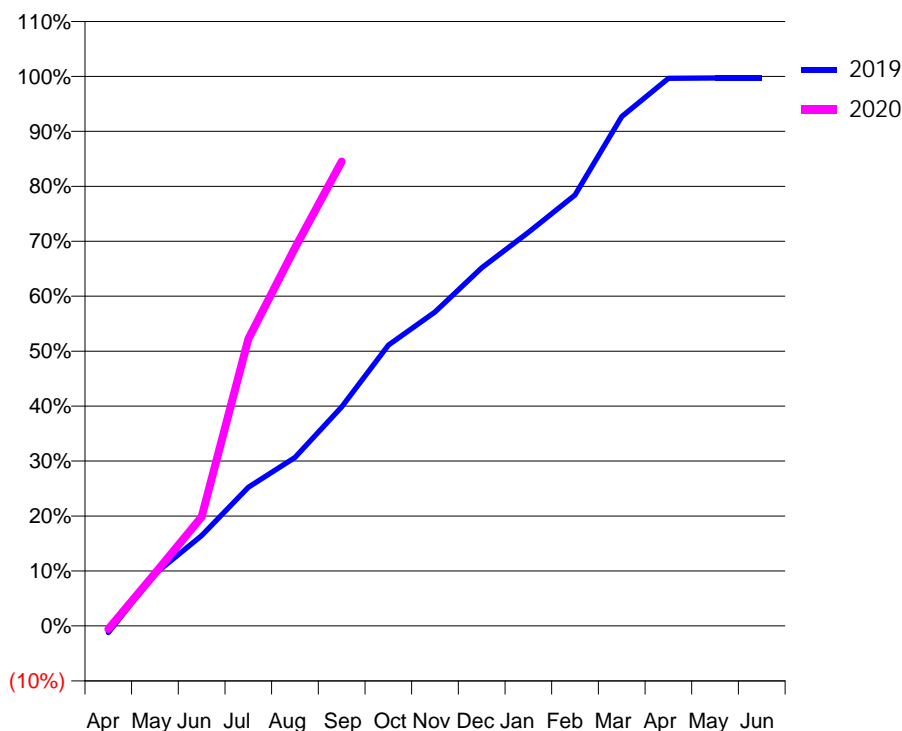
Q61 - Vital Signs Orthodontic At a Glance Contract Report for 631752/0004 - September 2019

| | | | |
|----------------------|--------------|---------------------------------------------|-------------|
| Name or company name | MR HA PATEL | 19/20 Contracted general activity (UDA) | 0 |
| Contract type name | PDS Contract | Carry forward general activity (UDA) | 0 |
| Purpose of contract | Orthodontic | 19/20 Contracted orthodontic activity (UOA) | 12,839 |
| Contract start date | 01/04/2006 | Carry forward orthodontic activity (UOA) | 76 |
| Contract end date | 30/09/2019 | Baseline contract value | £886,466.81 |

| ACCESS | Contract | England and Wales |
|----------------------------------------------|----------|-------------------|
| 24 month ratio of assessments to patient IDs | 1.01 | 1.07 |

| ACTIVITY | Contract |
|-------------------------------------------------------------------------------------------|----------|
| Contract assess and fit appliances (case starts) as a percentage of Area Team case starts | 8.3 % |

Cumulative percentage of contracted UOA delivered 2019 & 2020



| Month | Adjusted Scheduled Activity (UOA) | | |
|-----------|-----------------------------------|--------|--------|
| | 2018 | 2019 | 2020 |
| April | 580 | -317 | -76 |
| May | 3,924 | 2,431 | 1,226 |
| June | 5,465 | 4,220 | 2,551 |
| July | 8,182 | 6,478 | 6,707 |
| August | 9,988 | 7,872 | 8,832 |
| September | 12,058 | 10,232 | 10,846 |
| October | 15,131 | 13,122 | |
| November | 17,544 | 14,663 | |
| December | 19,120 | 16,737 | |
| January | 20,837 | 18,391 | |
| February | 21,763 | 20,139 | |
| March | 22,951 | 23,803 | |
| April | 25,347 | 25,582 | |
| May | 25,347 | 25,603 | |
| June | 25,347 | 25,602 | |

QUANTITY METRICS (rolling 12 month period)

| | Contract Quantity | Contract Base Number | Contract * | Area Team | Region | England |
|----------------------------------------------------------------------------------|-------------------|----------------------|------------|-----------|--------|---------|
| % of all assessments that were assess and fit appliances (case starts) | 1,231 | 1,984 | 62.0% | 59.6% | 58.9% | 57.9% |
| % of all assessments that were assess and refuse | 398 | 1,984 | 20.1% | 17.0% | 14.9% | 12.4% |
| % of all assessments that were assess and review | 355 | 1,984 | 17.9% | 23.4% | 26.3% | 29.7% |
| % of case starts with a reported IOTN of 3 and Aesthetic Component of 5 or below | 0 | 1,231 | N/A | 0.0% | 0.1% | 0.1% |
| % of case starts with a reported IOTN of 3 and Aesthetic Component of 6 or above | 42 | 1,231 | 3.4% | 6.4% | 6.1% | 4.0% |
| % of case starts with a reported IOTN of 4 | 974 | 1,231 | 79.1% | 79.8% | 78.5% | 78.0% |
| % of case starts with a reported IOTN of 5 | 215 | 1,231 | 17.5% | 13.5% | 13.7% | 16.6 % |
| % of concluded courses in receipt of dual-arch fixed appliances | 1,089 | 1,144 | 95.2% | 83.8% | 78.8% | 74.0% |
| % of concluded courses where treatment was abandoned or discontinued | 38 | 1,144 | 3.3% | 7.1% | 6.9% | 8.5% |
| % of patients satisfied with the treatment they have received | 5 | 5 | 100.0% | 90.3% | 93.5% | 95.5% |

* Figures in italics indicate that the base number is less than 100.

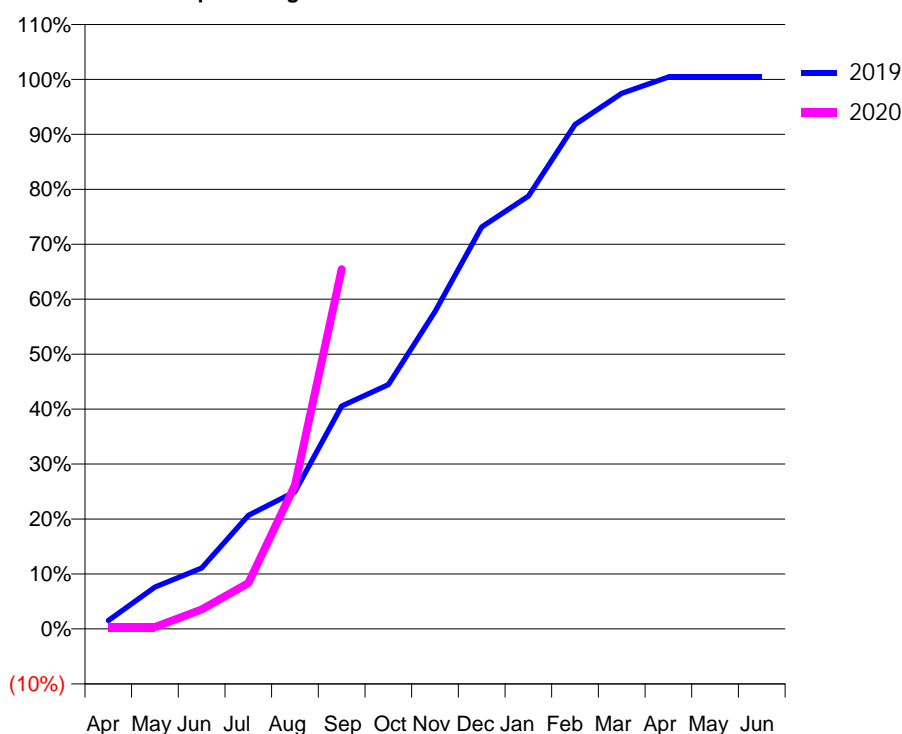
Q61 - Vital Signs Orthodontic At a Glance Contract Report for 631752/0005 - September 2019

| | | | |
|----------------------|-------------------------------|---------------------------------------------|-------------|
| Name or company name | Angle House Orthodontics Ltd. | 19/20 Contracted general activity (UDA) | 0 |
| Contract type name | PDS Contract | Carry forward general activity (UDA) | 0 |
| Purpose of contract | Orthodontic | 19/20 Contracted orthodontic activity (UOA) | 7,200 |
| Contract start date | 01/04/2015 | Carry forward orthodontic activity (UOA) | -25 |
| Contract end date | 30/09/2019 | Baseline contract value | £447,443.89 |

| ACCESS | Contract | England and Wales |
|----------------------------------------------|----------|-------------------|
| 24 month ratio of assessments to patient IDs | 1.00 | 1.07 |

| ACTIVITY | Contract |
|-------------------------------------------------------------------------------------------|----------|
| Contract assess and fit appliances (case starts) as a percentage of Area Team case starts | 2.7 % |

Cumulative percentage of contracted UOA delivered 2019 & 2020



| Month | Adjusted Scheduled Activity (UOA) | | |
|-----------|-----------------------------------|-------|-------|
| | 2018 | 2019 | 2020 |
| April | 24 | 93 | 25 |
| May | 255 | 457 | 25 |
| June | 459 | 664 | 254 |
| July | 459 | 1,240 | 600 |
| August | 459 | 1,499 | 1,885 |
| September | 1,693 | 2,434 | 4,713 |
| October | 2,126 | 2,666 | |
| November | 2,528 | 3,465 | |
| December | 3,327 | 4,389 | |
| January | 3,984 | 4,726 | |
| February | 4,552 | 5,507 | |
| March | 5,924 | 5,846 | |
| April | 6,071 | 6,025 | |
| May | 6,093 | 6,025 | |
| June | 6,093 | 6,025 | |

QUANTITY METRICS (rolling 12 month period)

| | Contract Quantity | Contract Base Number | Contract * | Area Team | Region | England |
|----------------------------------------------------------------------------------|-------------------|----------------------|------------|-----------|--------|---------|
| % of all assessments that were assess and fit appliances (case starts) | 395 | 556 | 71.0% | 59.6% | 58.9% | 57.9% |
| % of all assessments that were assess and refuse | 130 | 556 | 23.4% | 17.0% | 14.9% | 12.4% |
| % of all assessments that were assess and review | 31 | 556 | 5.6% | 23.4% | 26.3% | 29.7% |
| % of case starts with a reported IOTN of 3 and Aesthetic Component of 5 or below | 0 | 395 | N/A | 0.0% | 0.1% | 0.1% |
| % of case starts with a reported IOTN of 3 and Aesthetic Component of 6 or above | 20 | 395 | 5.1% | 6.4% | 6.1% | 4.0% |
| % of case starts with a reported IOTN of 4 | 323 | 395 | 81.8% | 79.8% | 78.5% | 78.0% |
| % of case starts with a reported IOTN of 5 | 52 | 395 | 13.2% | 13.5% | 13.7% | 16.6 % |
| % of concluded courses in receipt of dual-arch fixed appliances | 155 | 170 | 91.2% | 83.8% | 78.8% | 74.0% |
| % of concluded courses where treatment was abandoned or discontinued | 15 | 170 | 8.8% | 7.1% | 6.9% | 8.5% |
| % of patients satisfied with the treatment they have received | 0 | 0 | N/A | 90.3% | 93.5% | 95.5% |

* Figures in italics indicate that the base number is less than 100.

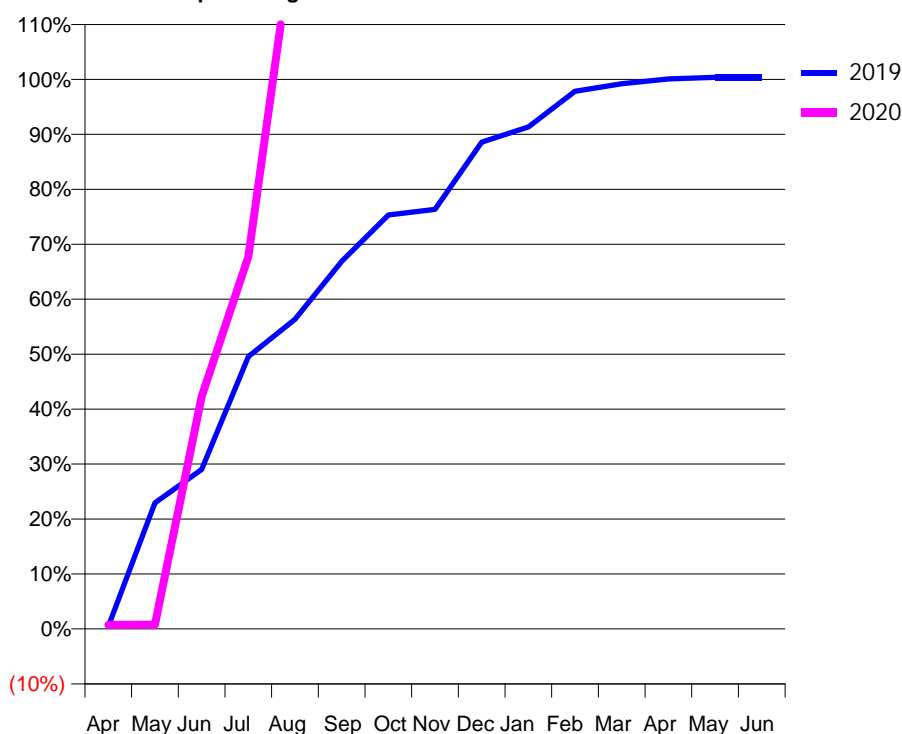
Q61 - Vital Signs Orthodontic At a Glance Contract Report for 638390/0001 - September 2019

| | | | |
|----------------------|-----------------------------------|---------------------------------------------|-------------|
| Name or company name | Angle House Orthodontic Chingford | 19/20 Contracted general activity (UDA) | 0 |
| Contract type name | PDS Contract | Carry forward general activity (UDA) | 0 |
| Purpose of contract | Orthodontic | 19/20 Contracted orthodontic activity (UOA) | 3,009 |
| Contract start date | 01/04/2006 | Carry forward orthodontic activity (UOA) | -22 |
| Contract end date | 30/09/2019 | Baseline contract value | £205,852.44 |

| ACCESS | Contract | England and Wales |
|----------------------------------------------|----------|-------------------|
| 24 month ratio of assessments to patient IDs | 1.02 | 1.07 |

| ACTIVITY | Contract |
|-------------------------------------------------------------------------------------------|----------|
| Contract assess and fit appliances (case starts) as a percentage of Area Team case starts | 2.7 % |

Cumulative percentage of contracted UOA delivered 2019 & 2020



| Month | Adjusted Scheduled Activity (UOA) | | |
|-----------|-----------------------------------|-------|-------|
| | 2018 | 2019 | 2020 |
| April | 46 | 30 | 22 |
| May | 46 | 1,381 | 23 |
| June | 1,595 | 1,745 | 1,272 |
| July | 2,314 | 2,983 | 2,039 |
| August | 3,320 | 3,390 | 3,865 |
| September | 3,743 | 4,023 | 6,799 |
| October | 4,584 | 4,531 | |
| November | 4,864 | 4,594 | |
| December | 5,331 | 5,329 | |
| January | 5,751 | 5,497 | |
| February | 5,983 | 5,887 | |
| March | 5,983 | 5,969 | |
| April | 6,004 | 6,021 | |
| May | 6,047 | 6,039 | |
| June | 6,047 | 6,039 | |

QUANTITY METRICS (rolling 12 month period)

| | Contract Quantity | Contract Base Number | Contract * | Area Team | Region | England |
|----------------------------------------------------------------------------------|-------------------|----------------------|------------|-----------|--------|---------|
| % of all assessments that were assess and fit appliances (case starts) | 407 | 738 | 55.1% | 59.6% | 58.9% | 57.9% |
| % of all assessments that were assess and refuse | 91 | 738 | 12.3% | 17.0% | 14.9% | 12.4% |
| % of all assessments that were assess and review | 240 | 738 | 32.5% | 23.4% | 26.3% | 29.7% |
| % of case starts with a reported IOTN of 3 and Aesthetic Component of 5 or below | 0 | 407 | N/A | 0.0% | 0.1% | 0.1% |
| % of case starts with a reported IOTN of 3 and Aesthetic Component of 6 or above | 14 | 407 | 3.4% | 6.4% | 6.1% | 4.0% |
| % of case starts with a reported IOTN of 4 | 313 | 407 | 76.9% | 79.8% | 78.5% | 78.0% |
| % of case starts with a reported IOTN of 5 | 80 | 407 | 19.7% | 13.5% | 13.7% | 16.6 % |
| % of concluded courses in receipt of dual-arch fixed appliances | 272 | 293 | 92.8% | 83.8% | 78.8% | 74.0% |
| % of concluded courses where treatment was abandoned or discontinued | 13 | 293 | 4.4% | 7.1% | 6.9% | 8.5% |
| % of patients satisfied with the treatment they have received | 0 | 0 | N/A | 90.3% | 93.5% | 95.5% |

* Figures in italics indicate that the base number is less than 100.

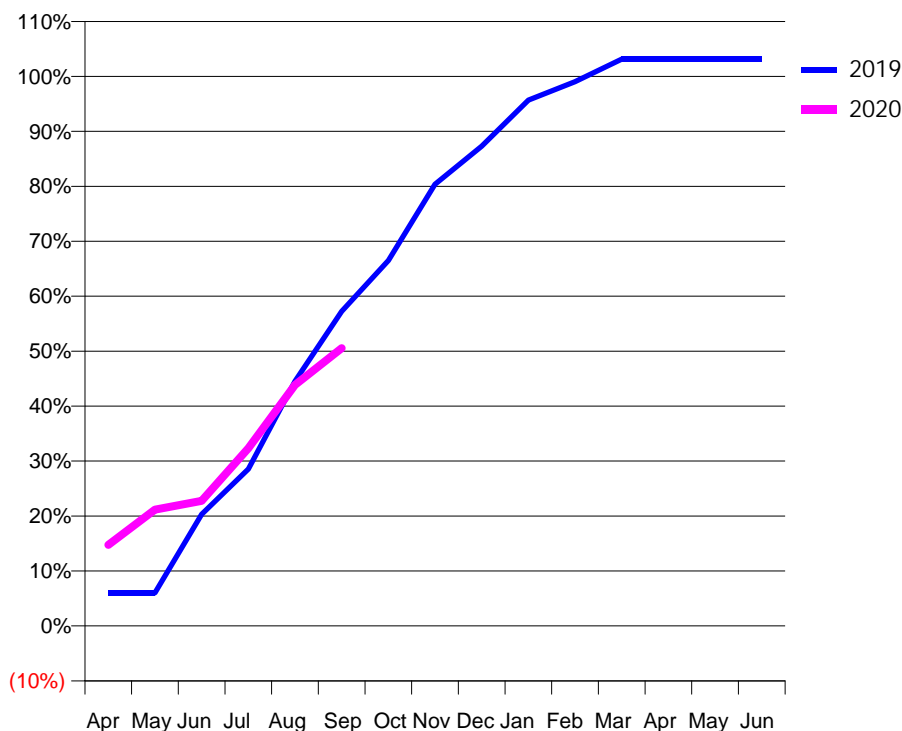
Q61 - Vital Signs Orthodontic At a Glance Contract Report for 650242/0001 - September 2019

| | | | |
|----------------------|-------------------------|---------------------------------------------|-------------|
| Name or company name | MR H SHAH | 19/20 Contracted general activity (UDA) | 27,477 |
| Contract type name | GDS Contract | Carry forward general activity (UDA) | -549 |
| Purpose of contract | General and Orthodontic | 19/20 Contracted orthodontic activity (UOA) | 1,314 |
| Contract start date | 01/04/2006 | Carry forward orthodontic activity (UOA) | -26 |
| Contract end date | | Baseline contract value | £918,032.80 |

| ACCESS | Contract | England and Wales |
|----------------------------------------------|----------|-------------------|
| 24 month ratio of assessments to patient IDs | 1.08 | 1.07 |

| ACTIVITY | Contract |
|-------------------------------------------------------------------------------------------|----------|
| Contract assess and fit appliances (case starts) as a percentage of Area Team case starts | 0.4 % |

Cumulative percentage of contracted UOA delivered 2019 & 2020



| Month | Adjusted Scheduled Activity (UOA) | | |
|-----------|-----------------------------------|-------|------|
| | 2018 | 2019 | 2020 |
| April | 45 | 79 | 194 |
| May | 170 | 79 | 278 |
| June | 173 | 267 | 299 |
| July | 282 | 375 | 425 |
| August | 482 | 585 | 576 |
| September | 597 | 752 | 664 |
| October | 685 | 874 | |
| November | 821 | 1,056 | |
| December | 948 | 1,147 | |
| January | 1,079 | 1,257 | |
| February | 1,279 | 1,301 | |
| March | 1,342 | 1,355 | |
| April | 1,347 | 1,355 | |
| May | 1,347 | 1,355 | |
| June | 1,347 | 1,355 | |

QUANTITY METRICS (rolling 12 month period)

| | Contract Quantity | Contract Base Number | Contract * | Area Team | Region | England |
|----------------------------------------------------------------------------------|-------------------|----------------------|------------|-----------|--------|---------|
| % of all assessments that were assess and fit appliances (case starts) | 54 | 213 | 25.4% | 59.6% | 58.9% | 57.9% |
| % of all assessments that were assess and refuse | 48 | 213 | 22.5% | 17.0% | 14.9% | 12.4% |
| % of all assessments that were assess and review | 111 | 213 | 52.1% | 23.4% | 26.3% | 29.7% |
| % of case starts with a reported IOTN of 3 and Aesthetic Component of 5 or below | 0 | 54 | <i>N/A</i> | 0.0% | 0.1% | 0.1% |
| % of case starts with a reported IOTN of 3 and Aesthetic Component of 6 or above | 0 | 54 | <i>N/A</i> | 6.4% | 6.1% | 4.0% |
| % of case starts with a reported IOTN of 4 | 50 | 54 | 92.6% | 79.8% | 78.5% | 78.0% |
| % of case starts with a reported IOTN of 5 | 4 | 54 | 7.4% | 13.5% | 13.7% | 16.6 % |
| % of concluded courses in receipt of dual-arch fixed appliances | 52 | 55 | 94.5% | 83.8% | 78.8% | 74.0% |
| % of concluded courses where treatment was abandoned or discontinued | 1 | 55 | 1.8% | 7.1% | 6.9% | 8.5% |
| % of patients satisfied with the treatment they have received | 0 | 0 | <i>N/A</i> | 90.3% | 93.5% | 95.5% |

* Figures in italics indicate that the base number is less than 100.

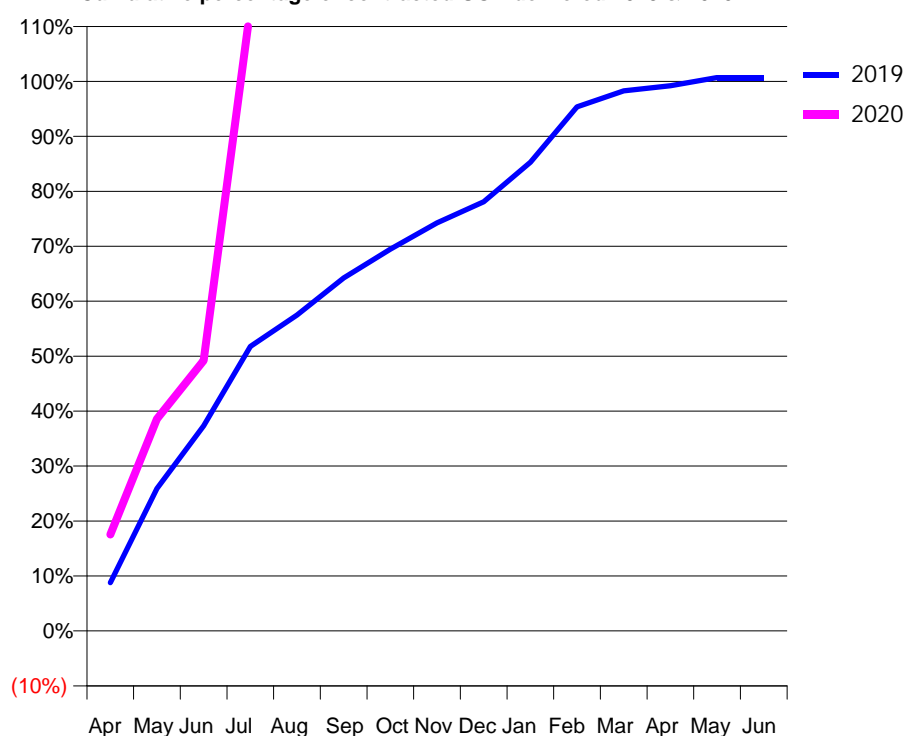
Q61 - Vital Signs Orthodontic At a Glance Contract Report for 822507/0001 - September 2019

| | | | |
|----------------------|--------------|---------------------------------------------|-------------|
| Name or company name | MR Y DANIEL | 19/20 Contracted general activity (UDA) | 0 |
| Contract type name | PDS Contract | Carry forward general activity (UDA) | 0 |
| Purpose of contract | Orthodontic | 19/20 Contracted orthodontic activity (UOA) | 2,209 |
| Contract start date | 01/04/2006 | Carry forward orthodontic activity (UOA) | -30 |
| Contract end date | 30/09/2019 | Baseline contract value | £148,213.76 |

| ACCESS | Contract | England and Wales |
|----------------------------------------------|----------|-------------------|
| 24 month ratio of assessments to patient IDs | 1.05 | 1.07 |

| ACTIVITY | Contract |
|-------------------------------------------------------------------------------------------|----------|
| Contract assess and fit appliances (case starts) as a percentage of Area Team case starts | 2.4 % |

Cumulative percentage of contracted UOA delivered 2019 & 2020



| Month | Adjusted Scheduled Activity (UOA) | | |
|-----------|-----------------------------------|-------|-------|
| | 2018 | 2019 | 2020 |
| April | 788 | 388 | 388 |
| May | 1,976 | 1,144 | 852 |
| June | 2,246 | 1,648 | 1,087 |
| July | 2,974 | 2,287 | 2,499 |
| August | 3,150 | 2,539 | 3,570 |
| September | 3,673 | 2,837 | 5,829 |
| October | 3,950 | 3,068 | |
| November | 4,108 | 3,280 | |
| December | 4,198 | 3,450 | |
| January | 4,225 | 3,767 | |
| February | 4,378 | 4,212 | |
| March | 4,424 | 4,341 | |
| April | 4,424 | 4,383 | |
| May | 4,424 | 4,448 | |
| June | 4,423 | 4,448 | |

QUANTITY METRICS (rolling 12 month period)

| | Contract Quantity | Contract Base Number | Contract * | Area Team | Region | England |
|----------------------------------------------------------------------------------|-------------------|----------------------|------------|-----------|--------|---------|
| % of all assessments that were assess and fit appliances (case starts) | 353 | 357 | 98.9% | 59.6% | 58.9% | 57.9% |
| % of all assessments that were assess and refuse | 3 | 357 | 0.8% | 17.0% | 14.9% | 12.4% |
| % of all assessments that were assess and review | 1 | 357 | 0.3% | 23.4% | 26.3% | 29.7% |
| % of case starts with a reported IOTN of 3 and Aesthetic Component of 5 or below | 1 | 353 | 0.3% | 0.0% | 0.1% | 0.1% |
| % of case starts with a reported IOTN of 3 and Aesthetic Component of 6 or above | 53 | 353 | 15.0% | 6.4% | 6.1% | 4.0% |
| % of case starts with a reported IOTN of 4 | 283 | 353 | 80.2% | 79.8% | 78.5% | 78.0% |
| % of case starts with a reported IOTN of 5 | 14 | 353 | 4.0% | 13.5% | 13.7% | 16.6 % |
| % of concluded courses in receipt of dual-arch fixed appliances | 113 | 136 | 83.1% | 83.8% | 78.8% | 74.0% |
| % of concluded courses where treatment was abandoned or discontinued | 7 | 136 | 5.1% | 7.1% | 6.9% | 8.5% |
| % of patients satisfied with the treatment they have received | 2 | 2 | 100.0% | 90.3% | 93.5% | 95.5% |

* Figures in italics indicate that the base number is less than 100.

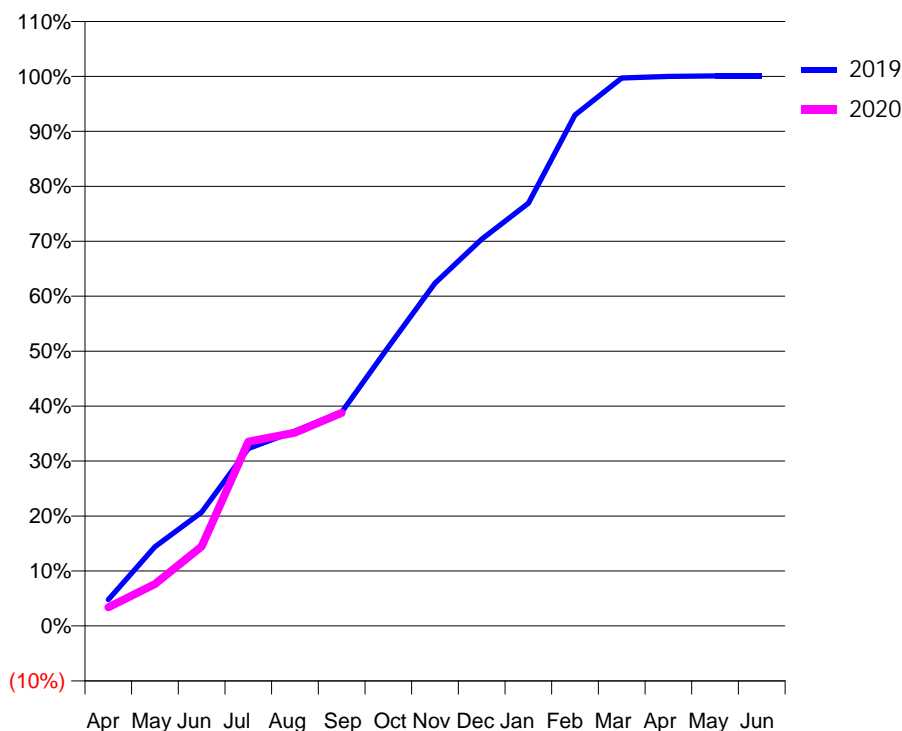
Q61 - Vital Signs Orthodontic At a Glance Contract Report for 917079/0001 - September 2019

| | | | |
|----------------------|-------------------------|---------------------------------------------|-------------|
| Name or company name | MRS A LEE | 19/20 Contracted general activity (UDA) | 9,302 |
| Contract type name | GDS Contract | Carry forward general activity (UDA) | 133 |
| Purpose of contract | General and Orthodontic | 19/20 Contracted orthodontic activity (UOA) | 1,353 |
| Contract start date | 01/04/2006 | Carry forward orthodontic activity (UOA) | -1 |
| Contract end date | | Baseline contract value | £387,496.54 |

| ACCESS | Contract | England and Wales |
|----------------------------------------------|----------|-------------------|
| 24 month ratio of assessments to patient IDs | 1.04 | 1.07 |

| ACTIVITY | Contract |
|-------------------------------------------------------------------------------------------|----------|
| Contract assess and fit appliances (case starts) as a percentage of Area Team case starts | 0.4 % |

Cumulative percentage of contracted UOA delivered 2019 & 2020



| Month | Adjusted Scheduled Activity (UOA) | | |
|-----------|-----------------------------------|-------|------|
| | 2018 | 2019 | 2020 |
| April | 28 | 65 | 46 |
| May | 159 | 195 | 103 |
| June | 229 | 280 | 196 |
| July | 509 | 437 | 454 |
| August | 597 | 480 | 476 |
| September | 641 | 526 | 525 |
| October | 689 | 687 | |
| November | 822 | 844 | |
| December | 929 | 952 | |
| January | 994 | 1,041 | |
| February | 1,197 | 1,258 | |
| March | 1,375 | 1,349 | |
| April | 1,416 | 1,353 | |
| May | 1,416 | 1,354 | |
| June | 1,416 | 1,354 | |

QUANTITY METRICS (rolling 12 month period)

| | Contract Quantity | Contract Base Number | Contract * | Area Team | Region | England |
|----------------------------------------------------------------------------------|-------------------|----------------------|------------|-----------|--------|---------|
| % of all assessments that were assess and fit appliances (case starts) | 62 | 154 | 40.3% | 59.6% | 58.9% | 57.9% |
| % of all assessments that were assess and refuse | 33 | 154 | 21.4% | 17.0% | 14.9% | 12.4% |
| % of all assessments that were assess and review | 59 | 154 | 38.3% | 23.4% | 26.3% | 29.7% |
| % of case starts with a reported IOTN of 3 and Aesthetic Component of 5 or below | 0 | 62 | <i>N/A</i> | 0.0% | 0.1% | 0.1% |
| % of case starts with a reported IOTN of 3 and Aesthetic Component of 6 or above | 1 | 62 | 1.6% | 6.4% | 6.1% | 4.0% |
| % of case starts with a reported IOTN of 4 | 45 | 62 | 72.6% | 79.8% | 78.5% | 78.0% |
| % of case starts with a reported IOTN of 5 | 15 | 62 | 24.2% | 13.5% | 13.7% | 16.6 % |
| % of concluded courses in receipt of dual-arch fixed appliances | 1 | 58 | 1.7% | 83.8% | 78.8% | 74.0% |
| % of concluded courses where treatment was abandoned or discontinued | 4 | 58 | 6.9% | 7.1% | 6.9% | 8.5% |
| % of patients satisfied with the treatment they have received | 0 | 0 | <i>N/A</i> | 90.3% | 93.5% | 95.5% |

* Figures in italics indicate that the base number is less than 100.

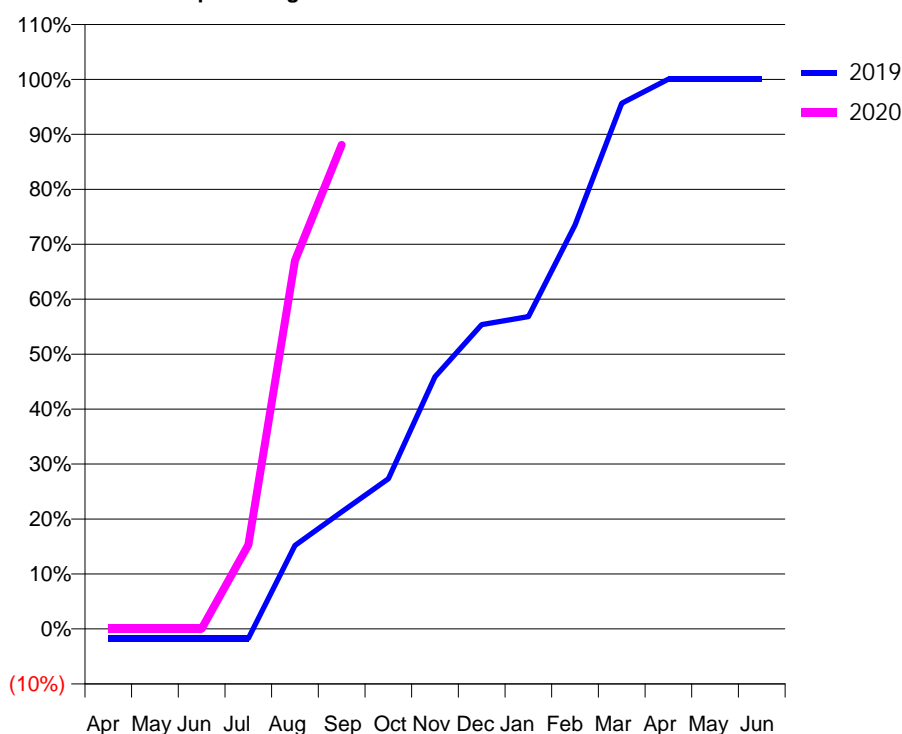
Q61 - Vital Signs Orthodontic At a Glance Contract Report for 925152/0001 - September 2019

| | | | |
|----------------------|---------------|---------------------------------------------|-------------|
| Name or company name | MR GP MANCINI | 19/20 Contracted general activity (UDA) | 0 |
| Contract type name | PDS Contract | Carry forward general activity (UDA) | 0 |
| Purpose of contract | Orthodontic | 19/20 Contracted orthodontic activity (UOA) | 3,053 |
| Contract start date | 01/04/2006 | Carry forward orthodontic activity (UOA) | -2 |
| Contract end date | 30/09/2019 | Baseline contract value | £204,915.85 |

| ACCESS | Contract | England and Wales |
|----------------------------------------------|----------|-------------------|
| 24 month ratio of assessments to patient IDs | 1.07 | 1.07 |

| ACTIVITY | Contract |
|-------------------------------------------------------------------------------------------|----------|
| Contract assess and fit appliances (case starts) as a percentage of Area Team case starts | 2.4 % |

Cumulative percentage of contracted UOA delivered 2019 & 2020



| Month | Adjusted Scheduled Activity (UOA) | | |
|-----------|-----------------------------------|-------|-------|
| | 2018 | 2019 | 2020 |
| April | -36 | -106 | 2 |
| May | -36 | -106 | 2 |
| June | -36 | -106 | 2 |
| July | 648 | -106 | 467 |
| August | 820 | 928 | 2,047 |
| September | 1,180 | 1,301 | 2,689 |
| October | 2,021 | 1,669 | |
| November | 2,042 | 2,801 | |
| December | 2,042 | 3,382 | |
| January | 2,436 | 3,469 | |
| February | 4,050 | 4,488 | |
| March | 5,554 | 5,841 | |
| April | 6,000 | 6,108 | |
| May | 6,000 | 6,108 | |
| June | 6,000 | 6,108 | |

QUANTITY METRICS (rolling 12 month period)

| | Contract Quantity | Contract Base Number | Contract * | Area Team | Region | England |
|----------------------------------------------------------------------------------|-------------------|----------------------|------------|-----------|--------|---------|
| % of all assessments that were assess and fit appliances (case starts) | 351 | 506 | 69.4% | 59.6% | 58.9% | 57.9% |
| % of all assessments that were assess and refuse | 77 | 506 | 15.2% | 17.0% | 14.9% | 12.4% |
| % of all assessments that were assess and review | 78 | 506 | 15.4% | 23.4% | 26.3% | 29.7% |
| % of case starts with a reported IOTN of 3 and Aesthetic Component of 5 or below | 1 | 351 | 0.3% | 0.0% | 0.1% | 0.1% |
| % of case starts with a reported IOTN of 3 and Aesthetic Component of 6 or above | 45 | 351 | 12.8% | 6.4% | 6.1% | 4.0% |
| % of case starts with a reported IOTN of 4 | 234 | 351 | 66.7% | 79.8% | 78.5% | 78.0% |
| % of case starts with a reported IOTN of 5 | 69 | 351 | 19.7% | 13.5% | 13.7% | 16.6 % |
| % of concluded courses in receipt of dual-arch fixed appliances | 45 | 49 | 91.8% | 83.8% | 78.8% | 74.0% |
| % of concluded courses where treatment was abandoned or discontinued | 2 | 49 | 4.1% | 7.1% | 6.9% | 8.5% |
| % of patients satisfied with the treatment they have received | 0 | 1 | 0.0% | 90.3% | 93.5% | 95.5% |

* Figures in italics indicate that the base number is less than 100.

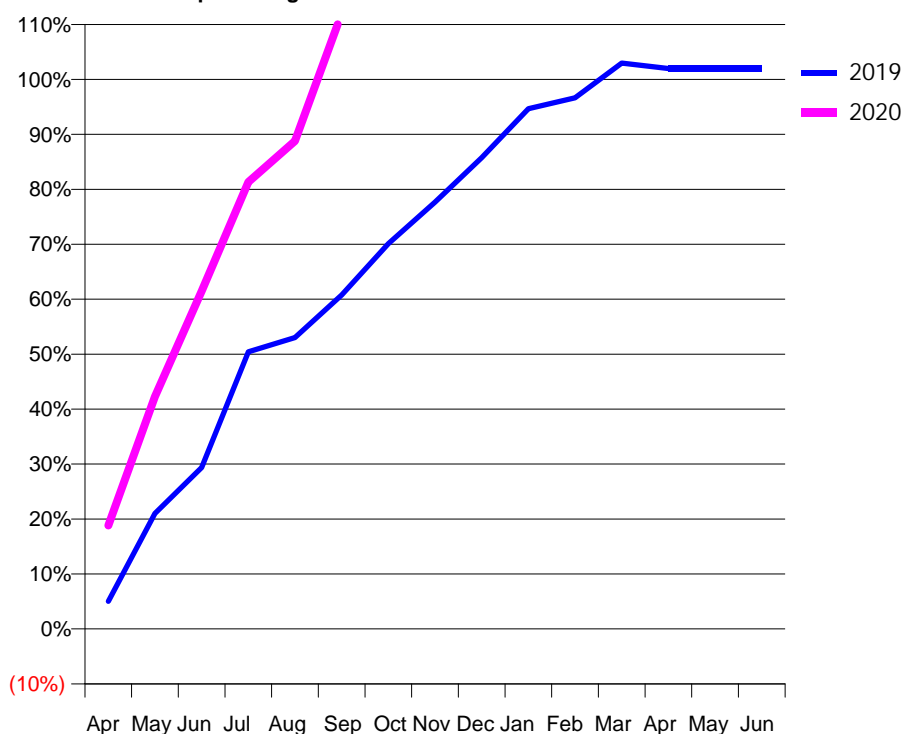
Q61 - Vital Signs Orthodontic At a Glance Contract Report for 967114/0001 - September 2019

| | | | |
|----------------------|---------------|---------------------------------------------|-------------|
| Name or company name | MR A BOU SABA | 19/20 Contracted general activity (UDA) | 0 |
| Contract type name | PDS Contract | Carry forward general activity (UDA) | 0 |
| Purpose of contract | Orthodontic | 19/20 Contracted orthodontic activity (UOA) | 2,148 |
| Contract start date | 24/01/2007 | Carry forward orthodontic activity (UOA) | -85 |
| Contract end date | 30/09/2019 | Baseline contract value | £147,931.32 |

| ACCESS | Contract | England and Wales |
|----------------------------------------------|----------|-------------------|
| 24 month ratio of assessments to patient IDs | 1.06 | 1.07 |

| ACTIVITY | Contract |
|-------------------------------------------------------------------------------------------|----------|
| Contract assess and fit appliances (case starts) as a percentage of Area Team case starts | 1.2 % |

Cumulative percentage of contracted UOA delivered 2019 & 2020



| Month | Adjusted Scheduled Activity (UOA) | | |
|-----------|-----------------------------------|-------|-------|
| | 2018 | 2019 | 2020 |
| April | 64 | 216 | 405 |
| May | 386 | 902 | 908 |
| June | 745 | 1,262 | 1,320 |
| July | 1,506 | 2,166 | 1,747 |
| August | 1,777 | 2,277 | 1,907 |
| September | 2,121 | 2,609 | 2,406 |
| October | 2,512 | 3,012 | |
| November | 2,946 | 3,336 | |
| December | 3,381 | 3,683 | |
| January | 3,669 | 4,065 | |
| February | 4,019 | 4,151 | |
| March | 4,044 | 4,422 | |
| April | 4,392 | 4,380 | |
| May | 4,393 | 4,380 | |
| June | 4,394 | 4,380 | |

QUANTITY METRICS (rolling 12 month period)

| | Contract Quantity | Contract Base Number | Contract * | Area Team | Region | England |
|----------------------------------------------------------------------------------|-------------------|----------------------|------------|-----------|--------|---------|
| % of all assessments that were assess and fit appliances (case starts) | 184 | 564 | 32.6% | 59.6% | 58.9% | 57.9% |
| % of all assessments that were assess and refuse | 143 | 564 | 25.4% | 17.0% | 14.9% | 12.4% |
| % of all assessments that were assess and review | 237 | 564 | 42.0% | 23.4% | 26.3% | 29.7% |
| % of case starts with a reported IOTN of 3 and Aesthetic Component of 5 or below | 0 | 184 | N/A | 0.0% | 0.1% | 0.1% |
| % of case starts with a reported IOTN of 3 and Aesthetic Component of 6 or above | 15 | 184 | 8.2% | 6.4% | 6.1% | 4.0% |
| % of case starts with a reported IOTN of 4 | 140 | 184 | 76.1% | 79.8% | 78.5% | 78.0% |
| % of case starts with a reported IOTN of 5 | 28 | 184 | 15.2% | 13.5% | 13.7% | 16.6 % |
| % of concluded courses in receipt of dual-arch fixed appliances | 81 | 97 | 83.5% | 83.8% | 78.8% | 74.0% |
| % of concluded courses where treatment was abandoned or discontinued | 15 | 97 | 15.5% | 7.1% | 6.9% | 8.5% |
| % of patients satisfied with the treatment they have received | 2 | 2 | 100.0% | 90.3% | 93.5% | 95.5% |

* Figures in italics indicate that the base number is less than 100.

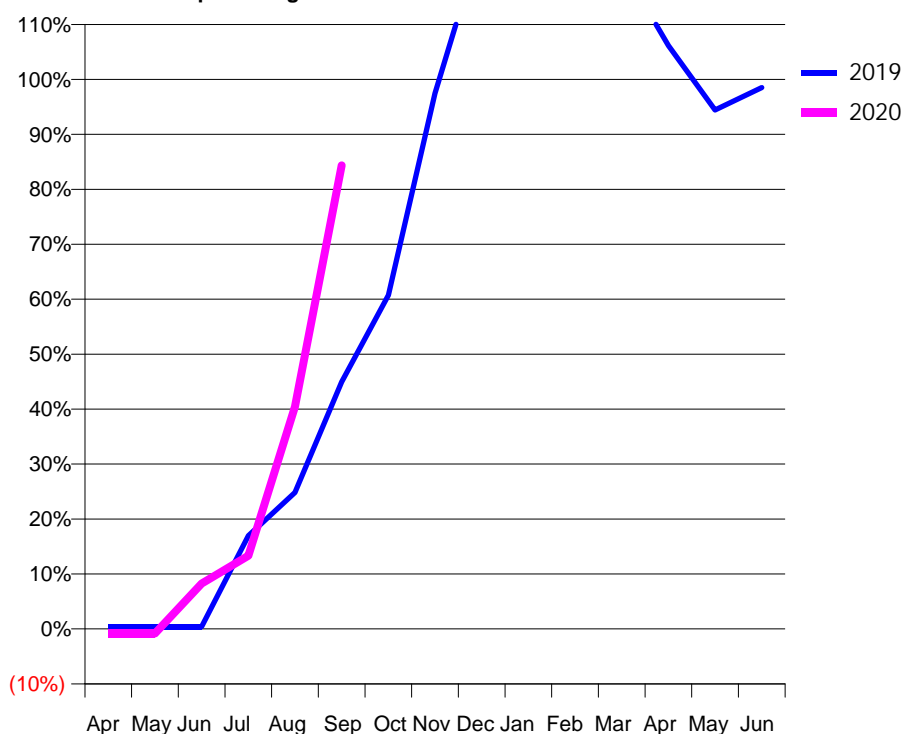
Q61 - Vital Signs Orthodontic At a Glance Contract Report for 968994/0001 - September 2019

| | | | |
|----------------------|--------------|---------------------------------------------|-------------|
| Name or company name | MR A ALVANOS | 19/20 Contracted general activity (UDA) | 0 |
| Contract type name | PDS Contract | Carry forward general activity (UDA) | 0 |
| Purpose of contract | Orthodontic | 19/20 Contracted orthodontic activity (UOA) | 5,817 |
| Contract start date | 01/08/2008 | Carry forward orthodontic activity (UOA) | 48 |
| Contract end date | 30/09/2019 | Baseline contract value | £400,556.95 |

| ACCESS | Contract | England and Wales |
|----------------------------------------------|----------|-------------------|
| 24 month ratio of assessments to patient IDs | 1.00 | 1.07 |

| ACTIVITY | Contract |
|-------------------------------------------------------------------------------------------|----------|
| Contract assess and fit appliances (case starts) as a percentage of Area Team case starts | 2.7 % |

Cumulative percentage of contracted UOA delivered 2019 & 2020



| Month | Adjusted Scheduled Activity (UOA) | | |
|-----------|-----------------------------------|-------|-------|
| | 2018 | 2019 | 2020 |
| April | -92 | 14 | -48 |
| May | -71 | 14 | -48 |
| June | -71 | 14 | 481 |
| July | -71 | 549 | 775 |
| August | 1,200 | 803 | 2,352 |
| September | 1,999 | 1,453 | 4,907 |
| October | 2,125 | 1,963 | |
| November | 2,188 | 3,151 | |
| December | 2,494 | 4,053 | |
| January | 2,494 | 4,053 | |
| February | 2,731 | 4,053 | |
| March | 2,735 | 3,906 | |
| April | 3,222 | 3,431 | |
| May | 3,247 | 3,053 | |
| June | 3,247 | 3,185 | |

QUANTITY METRICS (rolling 12 month period)

| | Contract Quantity | Contract Base Number | Contract * | Area Team | Region | England |
|----------------------------------------------------------------------------------|-------------------|----------------------|------------|-----------|--------|---------|
| % of all assessments that were assess and fit appliances (case starts) | 393 | 393 | 100.0% | 59.6% | 58.9% | 57.9% |
| % of all assessments that were assess and refuse | 0 | 393 | 0.0% | 17.0% | 14.9% | 12.4% |
| % of all assessments that were assess and review | 0 | 393 | 0.0% | 23.4% | 26.3% | 29.7% |
| % of case starts with a reported IOTN of 3 and Aesthetic Component of 5 or below | 0 | 393 | N/A | 0.0% | 0.1% | 0.1% |
| % of case starts with a reported IOTN of 3 and Aesthetic Component of 6 or above | 81 | 393 | 20.6% | 6.4% | 6.1% | 4.0% |
| % of case starts with a reported IOTN of 4 | 290 | 393 | 73.8% | 79.8% | 78.5% | 78.0% |
| % of case starts with a reported IOTN of 5 | 19 | 393 | 4.8% | 13.5% | 13.7% | 16.6 % |
| % of concluded courses in receipt of dual-arch fixed appliances | 149 | 172 | 86.6% | 83.8% | 78.8% | 74.0% |
| % of concluded courses where treatment was abandoned or discontinued | 5 | 172 | 2.9% | 7.1% | 6.9% | 8.5% |
| % of patients satisfied with the treatment they have received | 1 | 1 | 100.0% | 90.3% | 93.5% | 95.5% |

* Figures in italics indicate that the base number is less than 100.

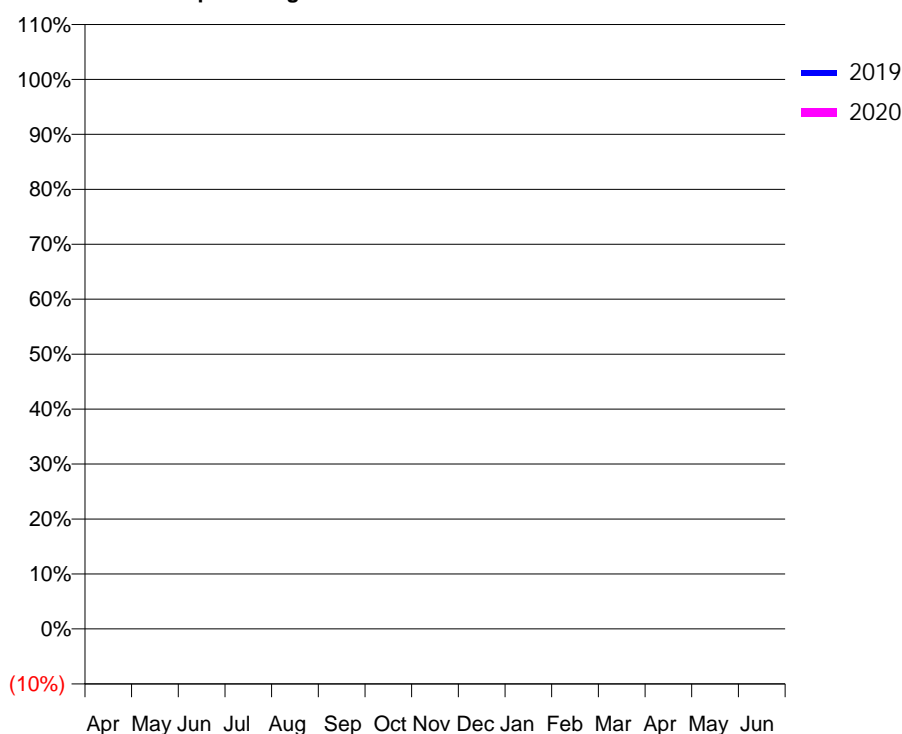
Q62 - Vital Signs Orthodontic At a Glance Contract Report for 100861/0000 - September 2019

| | | | |
|----------------------|-----------------------|---------------------------------------------|------------|
| Name or company name | Northbridge Ortho Ltd | 19/20 Contracted general activity (UDA) | 0 |
| Contract type name | PDS Contract | Carry forward general activity (UDA) | 0 |
| Purpose of contract | Orthodontic | 19/20 Contracted orthodontic activity (UOA) | 0 |
| Contract start date | 22/08/2018 | Carry forward orthodontic activity (UOA) | 0 |
| Contract end date | 31/08/2019 | Baseline contract value | £27,527.04 |

| ACCESS | Contract | England and Wales |
|----------------------------------------------|----------|-------------------|
| 24 month ratio of assessments to patient IDs | 1.04 | 1.07 |

| ACTIVITY | Contract |
|-------------------------------------------------------------------------------------------|----------|
| Contract assess and fit appliances (case starts) as a percentage of Area Team case starts | 6.8 % |

Cumulative percentage of contracted UOA delivered 2019 & 2020



| Month | Adjusted Scheduled Activity (UOA) | | |
|-----------|-----------------------------------|--------|------|
| | 2018 | 2019 | 2020 |
| April | 0 | 0 | 0 |
| May | 0 | 0 | 0 |
| June | 0 | 0 | 0 |
| July | 0 | 0 | 132 |
| August | 0 | 0 | 132 |
| September | 0 | 0 | 132 |
| October | 0 | 2,278 | |
| November | 0 | 4,393 | |
| December | 0 | 7,595 | |
| January | 0 | 8,922 | |
| February | 0 | 9,658 | |
| March | 0 | 9,962 | |
| April | 0 | 10,069 | |
| May | 0 | 10,069 | |
| June | 0 | 10,069 | |

QUANTITY METRICS (rolling 12 month period)

| | Contract Quantity | Contract Base Number | Contract * | Area Team | Region | England |
|----------------------------------------------------------------------------------|-------------------|----------------------|------------|-----------|--------|---------|
| % of all assessments that were assess and fit appliances (case starts) | 493 | 493 | 100.0% | 64.2% | 58.9% | 57.9% |
| % of all assessments that were assess and refuse | 0 | 493 | 0.0% | 13.6% | 14.9% | 12.4% |
| % of all assessments that were assess and review | 0 | 493 | 0.0% | 22.2% | 26.3% | 29.7% |
| % of case starts with a reported IOTN of 3 and Aesthetic Component of 5 or below | 4 | 493 | 0.8% | 0.2% | 0.1% | 0.1% |
| % of case starts with a reported IOTN of 3 and Aesthetic Component of 6 or above | 2 | 493 | 0.4% | 5.9% | 6.1% | 4.0% |
| % of case starts with a reported IOTN of 4 | 216 | 493 | 43.8% | 73.7% | 78.5% | 78.0% |
| % of case starts with a reported IOTN of 5 | 9 | 493 | 1.8% | 15.0% | 13.7% | 16.6 % |
| % of concluded courses in receipt of dual-arch fixed appliances | 78 | 169 | 46.2% | 75.5% | 78.8% | 74.0% |
| % of concluded courses where treatment was abandoned or discontinued | 28 | 169 | 16.6% | 6.9% | 6.9% | 8.5% |
| % of patients satisfied with the treatment they have received | 0 | 0 | N/A | 92.3% | 93.5% | 95.5% |

* Figures in italics indicate that the base number is less than 100.

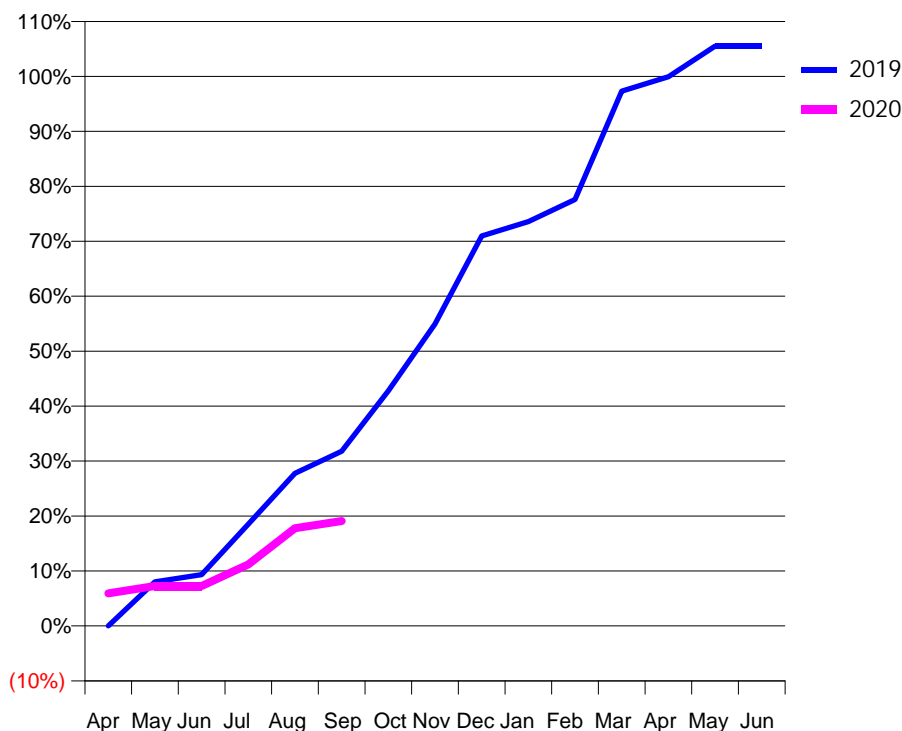
Q62 - Vital Signs Orthodontic At a Glance Contract Report for 101370/0045 - September 2019

| | | | |
|----------------------|------------------------------|---------------------------------------------|-------------|
| Name or company name | Petrie Tucker & Partners Ltd | 19/20 Contracted general activity (UDA) | 19,022 |
| Contract type name | GDS Contract | Carry forward general activity (UDA) | 0 |
| Purpose of contract | General and Orthodontic | 19/20 Contracted orthodontic activity (UOA) | 1,598 |
| Contract start date | 01/04/2006 | Carry forward orthodontic activity (UOA) | -32 |
| Contract end date | | Baseline contract value | £695,186.05 |

| ACCESS | Contract | England and Wales |
|----------------------------------------------|----------|-------------------|
| 24 month ratio of assessments to patient IDs | 1.01 | 1.07 |

| ACTIVITY | Contract |
|-------------------------------------------------------------------------------------------|----------|
| Contract assess and fit appliances (case starts) as a percentage of Area Team case starts | 1.0 % |

Cumulative percentage of contracted UOA delivered 2019 & 2020



| Month | Adjusted Scheduled Activity (UOA) | | |
|-----------|-----------------------------------|-------|------|
| | 2018 | 2019 | 2020 |
| April | 0 | 0 | 95 |
| May | 42 | 128 | 116 |
| June | 42 | 149 | 116 |
| July | 509 | 296 | 179 |
| August | 703 | 444 | 284 |
| September | 829 | 508 | 305 |
| October | 1,018 | 684 | |
| November | 1,207 | 878 | |
| December | 1,333 | 1,134 | |
| January | 1,375 | 1,176 | |
| February | 1,481 | 1,240 | |
| March | 1,483 | 1,555 | |
| April | 1,483 | 1,597 | |
| May | 1,483 | 1,686 | |
| June | 1,483 | 1,686 | |

QUANTITY METRICS (rolling 12 month period)

| | Contract Quantity | Contract Base Number | Contract * | Area Team | Region | England |
|----------------------------------------------------------------------------------|-------------------|----------------------|------------|-----------|--------|---------|
| % of all assessments that were assess and fit appliances (case starts) | 69 | 93 | 74.2% | 64.2% | 58.9% | 57.9% |
| % of all assessments that were assess and refuse | 2 | 93 | 2.2% | 13.6% | 14.9% | 12.4% |
| % of all assessments that were assess and review | 22 | 93 | 23.7% | 22.2% | 26.3% | 29.7% |
| % of case starts with a reported IOTN of 3 and Aesthetic Component of 5 or below | 0 | 69 | <i>N/A</i> | 0.2% | 0.1% | 0.1% |
| % of case starts with a reported IOTN of 3 and Aesthetic Component of 6 or above | 13 | 69 | 18.8% | 5.9% | 6.1% | 4.0% |
| % of case starts with a reported IOTN of 4 | 54 | 69 | 78.3% | 73.7% | 78.5% | 78.0% |
| % of case starts with a reported IOTN of 5 | 2 | 69 | 2.9% | 15.0% | 13.7% | 16.6% |
| % of concluded courses in receipt of dual-arch fixed appliances | 28 | 65 | 43.1% | 75.5% | 78.8% | 74.0% |
| % of concluded courses where treatment was abandoned or discontinued | 25 | 65 | 38.5% | 6.9% | 6.9% | 8.5% |
| % of patients satisfied with the treatment they have received | 0 | 0 | <i>N/A</i> | 92.3% | 93.5% | 95.5% |

* Figures in italics indicate that the base number is less than 100.

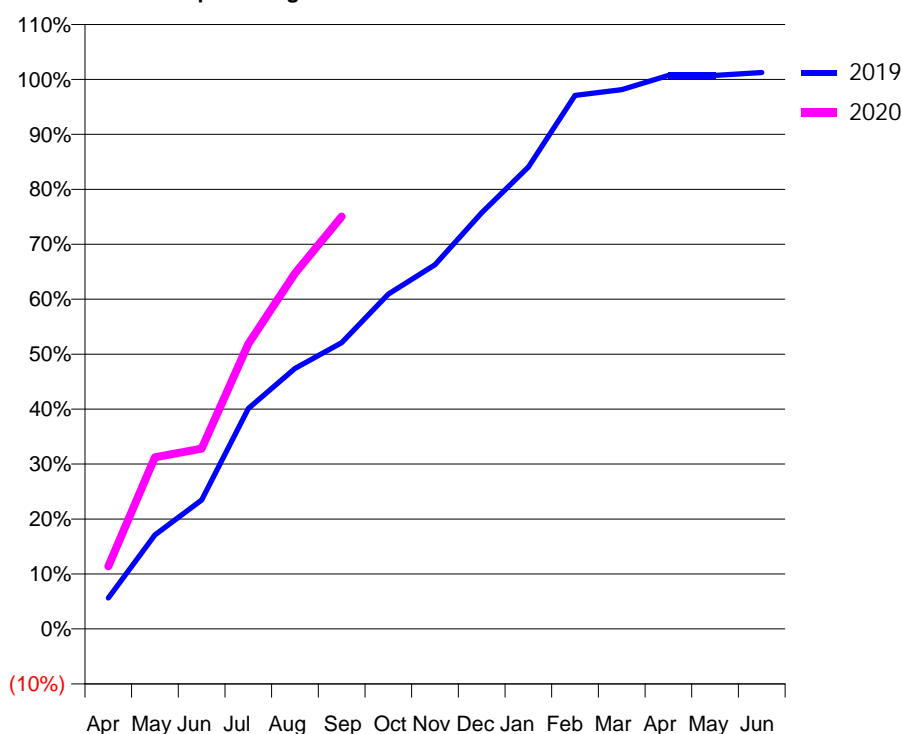
Q62 - Vital Signs Orthodontic At a Glance Contract Report for 163805/0001 - September 2019

| | | | |
|----------------------|-------------------------|---------------------------------------------|-------------|
| Name or company name | Julian Konviser Limited | 19/20 Contracted general activity (UDA) | 0 |
| Contract type name | PDS Contract | Carry forward general activity (UDA) | 0 |
| Purpose of contract | Orthodontic | 19/20 Contracted orthodontic activity (UOA) | 2,647 |
| Contract start date | 01/10/2014 | Carry forward orthodontic activity (UOA) | -50 |
| Contract end date | 30/09/2019 | Baseline contract value | £182,289.36 |

| ACCESS | Contract | England and Wales |
|----------------------------------------------|----------|-------------------|
| 24 month ratio of assessments to patient IDs | 1.00 | 1.07 |

| ACTIVITY | Contract |
|-------------------------------------------------------------------------------------------|----------|
| Contract assess and fit appliances (case starts) as a percentage of Area Team case starts | 2.6 % |

Cumulative percentage of contracted UOA delivered 2019 & 2020



| Month | Adjusted Scheduled Activity (UOA) | | |
|-----------|-----------------------------------|-------|-------|
| | 2018 | 2019 | 2020 |
| April | 383 | 228 | 302 |
| May | 782 | 690 | 827 |
| June | 1,244 | 946 | 869 |
| July | 1,939 | 1,618 | 1,373 |
| August | 2,128 | 1,912 | 1,713 |
| September | 2,338 | 2,101 | 1,986 |
| October | 2,930 | 2,458 | |
| November | 3,329 | 2,672 | |
| December | 3,518 | 3,054 | |
| January | 3,564 | 3,390 | |
| February | 3,795 | 3,915 | |
| March | 4,072 | 3,957 | |
| April | 4,072 | 4,062 | |
| May | 4,072 | 4,062 | |
| June | 4,072 | 4,083 | |

QUANTITY METRICS (rolling 12 month period)

| | Contract Quantity | Contract Base Number | Contract * | Area Team | Region | England |
|----------------------------------------------------------------------------------|-------------------|----------------------|------------|-----------|--------|---------|
| % of all assessments that were assess and fit appliances (case starts) | 189 | 189 | 100.0% | 64.2% | 58.9% | 57.9% |
| % of all assessments that were assess and refuse | 0 | 189 | 0.0% | 13.6% | 14.9% | 12.4% |
| % of all assessments that were assess and review | 0 | 189 | 0.0% | 22.2% | 26.3% | 29.7% |
| % of case starts with a reported IOTN of 3 and Aesthetic Component of 5 or below | 0 | 189 | N/A | 0.2% | 0.1% | 0.1% |
| % of case starts with a reported IOTN of 3 and Aesthetic Component of 6 or above | 4 | 189 | 2.1% | 5.9% | 6.1% | 4.0% |
| % of case starts with a reported IOTN of 4 | 143 | 189 | 75.7% | 73.7% | 78.5% | 78.0% |
| % of case starts with a reported IOTN of 5 | 42 | 189 | 22.2% | 15.0% | 13.7% | 16.6 % |
| % of concluded courses in receipt of dual-arch fixed appliances | 69 | 85 | 81.2% | 75.5% | 78.8% | 74.0% |
| % of concluded courses where treatment was abandoned or discontinued | 8 | 85 | 9.4% | 6.9% | 6.9% | 8.5% |
| % of patients satisfied with the treatment they have received | 0 | 0 | N/A | 92.3% | 93.5% | 95.5% |

* Figures in italics indicate that the base number is less than 100.

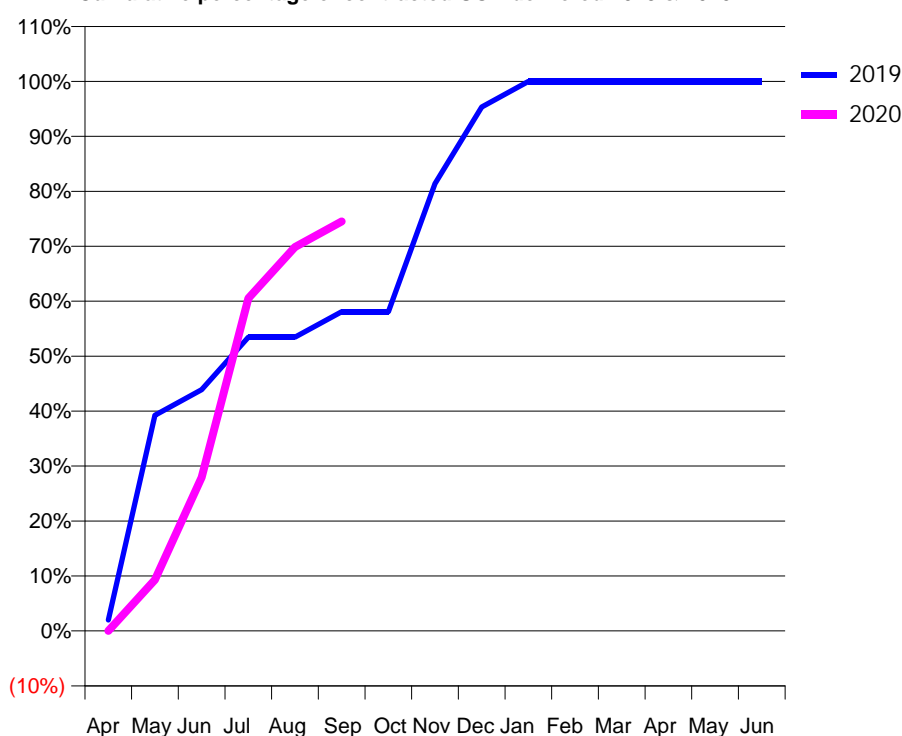
Q62 - Vital Signs Orthodontic At a Glance Contract Report for 180505/0001 - September 2019

| | | | |
|----------------------|----------------------------------|---------------------------------------------|-------------|
| Name or company name | A Patel, K Patel, G Pathmanathan | 19/20 Contracted general activity (UDA) | 27,409 |
| Contract type name | GDS Contract | Carry forward general activity (UDA) | -291 |
| Purpose of contract | General and Orthodontic | 19/20 Contracted orthodontic activity (UOA) | 451 |
| Contract start date | 01/08/2015 | Carry forward orthodontic activity (UOA) | 0 |
| Contract end date | | Baseline contract value | £923,714.28 |

| ACCESS | Contract | England and Wales |
|----------------------------------------------|----------|-------------------|
| 24 month ratio of assessments to patient IDs | 1.00 | 1.07 |

| ACTIVITY | Contract |
|-------------------------------------------------------------------------------------------|----------|
| Contract assess and fit appliances (case starts) as a percentage of Area Team case starts | 0.3 % |

Cumulative percentage of contracted UOA delivered 2019 & 2020



| Month | Adjusted Scheduled Activity (UOA) | | |
|-----------|-----------------------------------|------|------|
| | 2018 | 2019 | 2020 |
| April | 9 | 9 | 0 |
| May | 72 | 177 | 42 |
| June | 135 | 198 | 126 |
| July | 261 | 241 | 273 |
| August | 282 | 241 | 315 |
| September | 325 | 262 | 336 |
| October | 367 | 262 | |
| November | 388 | 367 | |
| December | 430 | 430 | |
| January | 493 | 451 | |
| February | 493 | 451 | |
| March | 493 | 451 | |
| April | 493 | 451 | |
| May | 493 | 451 | |
| June | 493 | 451 | |

QUANTITY METRICS (rolling 12 month period)

| | Contract Quantity | Contract Base Number | Contract * | Area Team | Region | England |
|----------------------------------------------------------------------------------|-------------------|----------------------|------------|-----------|--------|---------|
| % of all assessments that were assess and fit appliances (case starts) | 25 | 25 | 100.0% | 64.2% | 58.9% | 57.9% |
| % of all assessments that were assess and refuse | 0 | 25 | 0.0% | 13.6% | 14.9% | 12.4% |
| % of all assessments that were assess and review | 0 | 25 | 0.0% | 22.2% | 26.3% | 29.7% |
| % of case starts with a reported IOTN of 3 and Aesthetic Component of 5 or below | 0 | 25 | N/A | 0.2% | 0.1% | 0.1% |
| % of case starts with a reported IOTN of 3 and Aesthetic Component of 6 or above | 0 | 25 | N/A | 5.9% | 6.1% | 4.0% |
| % of case starts with a reported IOTN of 4 | 24 | 25 | 96.0% | 73.7% | 78.5% | 78.0% |
| % of case starts with a reported IOTN of 5 | 1 | 25 | 4.0% | 15.0% | 13.7% | 16.6 % |
| % of concluded courses in receipt of dual-arch fixed appliances | 16 | 18 | 88.9% | 75.5% | 78.8% | 74.0% |
| % of concluded courses where treatment was abandoned or discontinued | 2 | 18 | 11.1% | 6.9% | 6.9% | 8.5% |
| % of patients satisfied with the treatment they have received | 0 | 0 | N/A | 92.3% | 93.5% | 95.5% |

* Figures in italics indicate that the base number is less than 100.

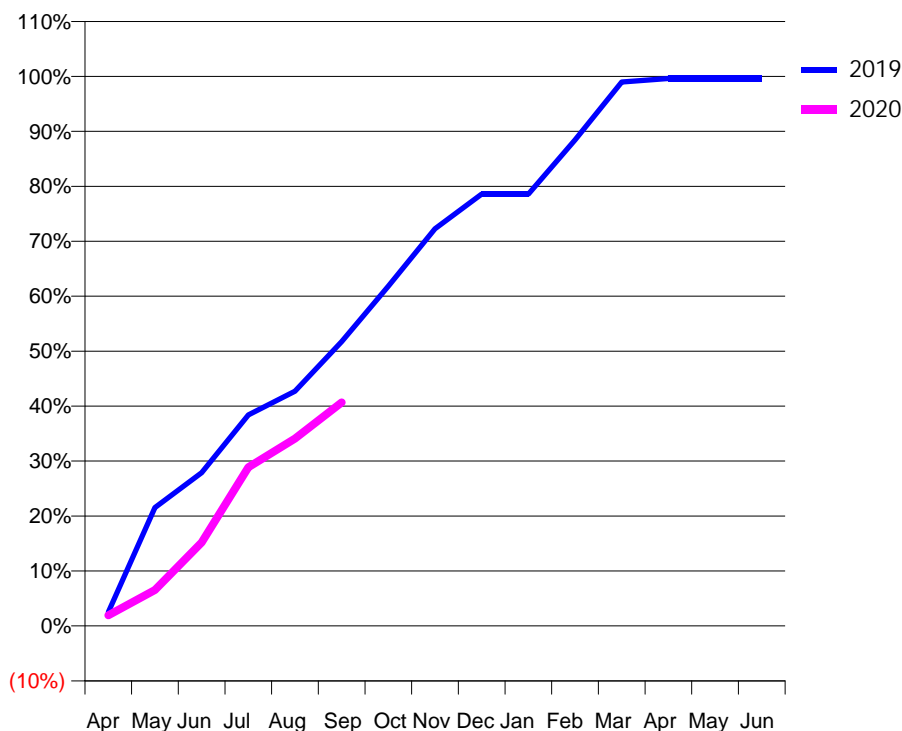
Q62 - Vital Signs Orthodontic At a Glance Contract Report for 182680/0001 - September 2019

| | | | |
|----------------------|-----------------------------|---------------------------------------------|---------------|
| Name or company name | Inspire Dental Southall Ltd | 19/20 Contracted general activity (UDA) | 54,717 |
| Contract type name | GDS Contract | Carry forward general activity (UDA) | -779 |
| Purpose of contract | General and Orthodontic | 19/20 Contracted orthodontic activity (UOA) | 3,640 |
| Contract start date | 01/05/2007 | Carry forward orthodontic activity (UOA) | 14 |
| Contract end date | | Baseline contract value | £1,731,247.06 |

| ACCESS | Contract | England and Wales |
|----------------------------------------------|----------|-------------------|
| 24 month ratio of assessments to patient IDs | 1.02 | 1.07 |

| ACTIVITY | Contract |
|-------------------------------------------------------------------------------------------|----------|
| Contract assess and fit appliances (case starts) as a percentage of Area Team case starts | 2.1 % |

Cumulative percentage of contracted UOA delivered 2019 & 2020



| Month | Adjusted Scheduled Activity (UOA) | | |
|-----------|-----------------------------------|-------|-------|
| | 2018 | 2019 | 2020 |
| April | 73 | 91 | 70 |
| May | 245 | 784 | 238 |
| June | 660 | 1,015 | 553 |
| July | 943 | 1,398 | 1,052 |
| August | 1,127 | 1,554 | 1,241 |
| September | 1,410 | 1,883 | 1,480 |
| October | 1,896 | 2,251 | |
| November | 2,401 | 2,630 | |
| December | 2,811 | 2,861 | |
| January | 2,812 | 2,861 | |
| February | 3,296 | 3,218 | |
| March | 3,485 | 3,603 | |
| April | 3,626 | 3,626 | |
| May | 3,626 | 3,626 | |
| June | 3,626 | 3,626 | |

QUANTITY METRICS (rolling 12 month period)

| | Contract Quantity | Contract Base Number | Contract * | Area Team | Region | England |
|----------------------------------------------------------------------------------|-------------------|----------------------|------------|-----------|--------|---------|
| % of all assessments that were assess and fit appliances (case starts) | 153 | 195 | 78.5% | 64.2% | 58.9% | 57.9% |
| % of all assessments that were assess and refuse | 34 | 195 | 17.4% | 13.6% | 14.9% | 12.4% |
| % of all assessments that were assess and review | 8 | 195 | 4.1% | 22.2% | 26.3% | 29.7% |
| % of case starts with a reported IOTN of 3 and Aesthetic Component of 5 or below | 0 | 153 | N/A | 0.2% | 0.1% | 0.1% |
| % of case starts with a reported IOTN of 3 and Aesthetic Component of 6 or above | 0 | 153 | N/A | 5.9% | 6.1% | 4.0% |
| % of case starts with a reported IOTN of 4 | 133 | 153 | 86.9% | 73.7% | 78.5% | 78.0% |
| % of case starts with a reported IOTN of 5 | 20 | 153 | 13.1% | 15.0% | 13.7% | 16.6% |
| % of concluded courses in receipt of dual-arch fixed appliances | 0 | 174 | N/A | 75.5% | 78.8% | 74.0% |
| % of concluded courses where treatment was abandoned or discontinued | 3 | 174 | 1.7% | 6.9% | 6.9% | 8.5% |
| % of patients satisfied with the treatment they have received | 1 | 1 | 100.0% | 92.3% | 93.5% | 95.5% |

* Figures in italics indicate that the base number is less than 100.

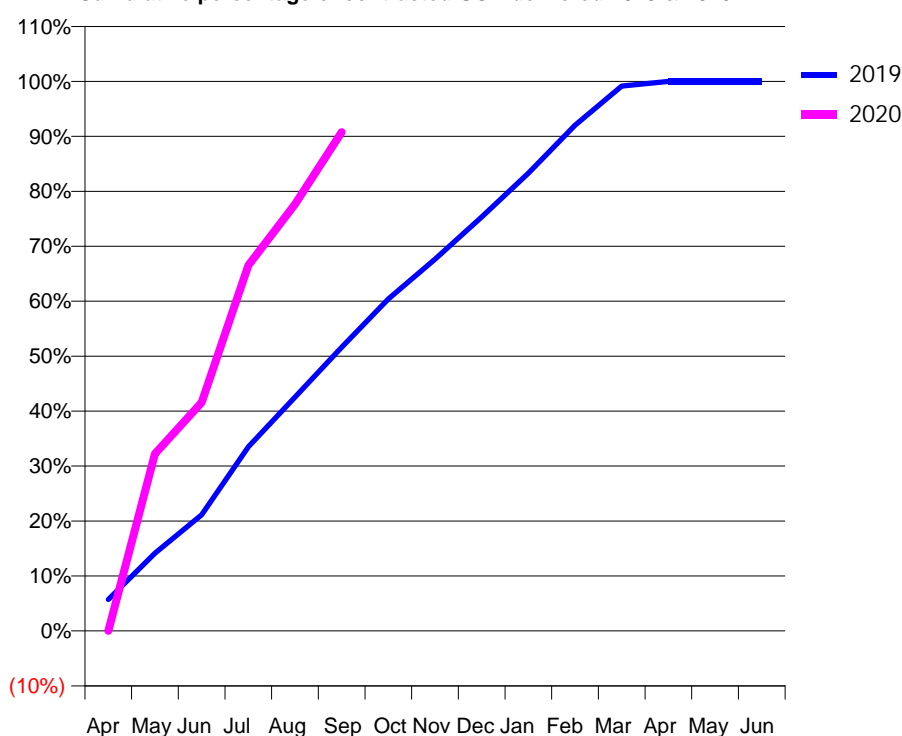
Q62 - Vital Signs Orthodontic At a Glance Contract Report for 195723/0001 - September 2019

| | | | |
|----------------------|-------------------------------|---------------------------------------------|-------------|
| Name or company name | Ealing Dental Specialists Ltd | 19/20 Contracted general activity (UDA) | 0 |
| Contract type name | PDS Contract | Carry forward general activity (UDA) | 0 |
| Purpose of contract | Orthodontic | 19/20 Contracted orthodontic activity (UOA) | 7,676 |
| Contract start date | 01/07/2014 | Carry forward orthodontic activity (UOA) | 0 |
| Contract end date | 30/09/2019 | Baseline contract value | £489,231.88 |

| ACCESS | Contract | England and Wales |
|----------------------------------------------|----------|-------------------|
| 24 month ratio of assessments to patient IDs | 1.02 | 1.07 |

| ACTIVITY | Contract |
|-------------------------------------------------------------------------------------------|----------|
| Contract assess and fit appliances (case starts) as a percentage of Area Team case starts | 9.7 % |

Cumulative percentage of contracted UOA delivered 2019 & 2020



| Month | Adjusted Scheduled Activity (UOA) | | |
|-----------|-----------------------------------|--------|-------|
| | 2018 | 2019 | 2020 |
| April | 723 | 882 | 0 |
| May | 2,121 | 2,171 | 2,473 |
| June | 3,646 | 3,242 | 3,191 |
| July | 4,324 | 5,144 | 5,106 |
| August | 5,552 | 6,530 | 5,958 |
| September | 6,614 | 7,928 | 6,966 |
| October | 7,837 | 9,274 | |
| November | 9,329 | 10,387 | |
| December | 10,532 | 11,566 | |
| January | 11,065 | 12,790 | |
| February | 13,487 | 14,125 | |
| March | 14,453 | 15,223 | |
| April | 15,353 | 15,353 | |
| May | 15,353 | 15,353 | |
| June | 15,353 | 15,353 | |

QUANTITY METRICS (rolling 12 month period)

| | Contract Quantity | Contract Base Number | Contract * | Area Team | Region | England |
|----------------------------------------------------------------------------------|-------------------|----------------------|------------|-----------|--------|---------|
| % of all assessments that were assess and fit appliances (case starts) | 701 | 763 | 91.9% | 64.2% | 58.9% | 57.9% |
| % of all assessments that were assess and refuse | 33 | 763 | 4.3% | 13.6% | 14.9% | 12.4% |
| % of all assessments that were assess and review | 29 | 763 | 3.8% | 22.2% | 26.3% | 29.7% |
| % of case starts with a reported IOTN of 3 and Aesthetic Component of 5 or below | 1 | 701 | 0.1% | 0.2% | 0.1% | 0.1% |
| % of case starts with a reported IOTN of 3 and Aesthetic Component of 6 or above | 12 | 701 | 1.7% | 5.9% | 6.1% | 4.0% |
| % of case starts with a reported IOTN of 4 | 536 | 701 | 76.5% | 73.7% | 78.5% | 78.0% |
| % of case starts with a reported IOTN of 5 | 152 | 701 | 21.7% | 15.0% | 13.7% | 16.6 % |
| % of concluded courses in receipt of dual-arch fixed appliances | 607 | 634 | 95.7% | 75.5% | 78.8% | 74.0% |
| % of concluded courses where treatment was abandoned or discontinued | 12 | 634 | 1.9% | 6.9% | 6.9% | 8.5% |
| % of patients satisfied with the treatment they have received | 2 | 2 | 100.0% | 92.3% | 93.5% | 95.5% |

* Figures in italics indicate that the base number is less than 100.

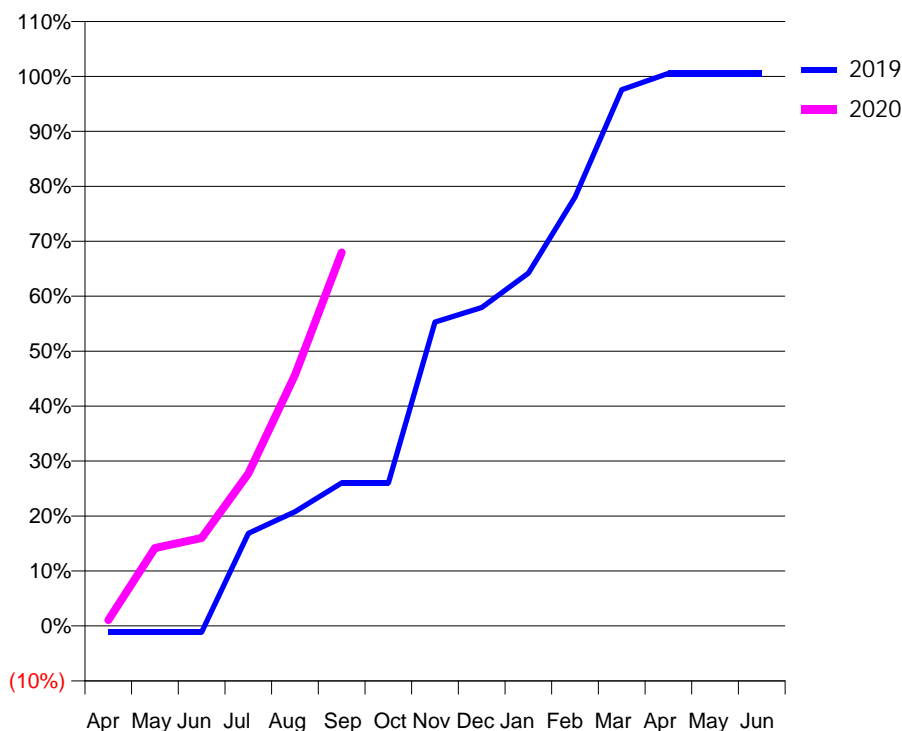
Q62 - Vital Signs Orthodontic At a Glance Contract Report for 230308/0003 - September 2019

| | | | |
|----------------------|-------------------|---------------------------------------------|-------------|
| Name or company name | MR S HADJ-BAGHERI | 19/20 Contracted general activity (UDA) | 0 |
| Contract type name | GDS Contract | Carry forward general activity (UDA) | 0 |
| Purpose of contract | Orthodontic | 19/20 Contracted orthodontic activity (UOA) | 10,123 |
| Contract start date | 01/04/2006 | Carry forward orthodontic activity (UOA) | -110 |
| Contract end date | 30/09/2019 | Baseline contract value | £679,363.41 |

| ACCESS | Contract | England and Wales |
|----------------------------------------------|----------|-------------------|
| 24 month ratio of assessments to patient IDs | 1.11 | 1.07 |

| ACTIVITY | Contract |
|-------------------------------------------------------------------------------------------|----------|
| Contract assess and fit appliances (case starts) as a percentage of Area Team case starts | 13.7 % |

Cumulative percentage of contracted UOA delivered 2019 & 2020



| Month | Adjusted Scheduled Activity (UOA) | | |
|-----------|-----------------------------------|--------|-------|
| | 2018 | 2019 | 2020 |
| April | -134 | -231 | 110 |
| May | -134 | -231 | 1,437 |
| June | -134 | -231 | 1,619 |
| July | 627 | 3,412 | 2,810 |
| August | 3,451 | 4,210 | 4,623 |
| September | 3,451 | 5,271 | 6,879 |
| October | 5,241 | 5,271 | |
| November | 7,747 | 11,192 | |
| December | 10,607 | 11,731 | |
| January | 14,189 | 12,995 | |
| February | 18,806 | 15,799 | |
| March | 19,290 | 19,754 | |
| April | 20,014 | 20,355 | |
| May | 20,014 | 20,355 | |
| June | 20,014 | 20,355 | |

QUANTITY METRICS (rolling 12 month period)

| | Contract Quantity | Contract Base Number | Contract * | Area Team | Region | England |
|----------------------------------------------------------------------------------|-------------------|----------------------|------------|-----------|--------|---------|
| % of all assessments that were assess and fit appliances (case starts) | 989 | 2,255 | 43.9% | 64.2% | 58.9% | 57.9% |
| % of all assessments that were assess and refuse | 327 | 2,255 | 14.5% | 13.6% | 14.9% | 12.4% |
| % of all assessments that were assess and review | 939 | 2,255 | 41.6% | 22.2% | 26.3% | 29.7% |
| % of case starts with a reported IOTN of 3 and Aesthetic Component of 5 or below | 0 | 989 | N/A | 0.2% | 0.1% | 0.1% |
| % of case starts with a reported IOTN of 3 and Aesthetic Component of 6 or above | 101 | 989 | 10.2% | 5.9% | 6.1% | 4.0% |
| % of case starts with a reported IOTN of 4 | 726 | 989 | 73.4% | 73.7% | 78.5% | 78.0% |
| % of case starts with a reported IOTN of 5 | 161 | 989 | 16.3% | 15.0% | 13.7% | 16.6% |
| % of concluded courses in receipt of dual-arch fixed appliances | 421 | 475 | 88.6% | 75.5% | 78.8% | 74.0% |
| % of concluded courses where treatment was abandoned or discontinued | 38 | 475 | 8.0% | 6.9% | 6.9% | 8.5% |
| % of patients satisfied with the treatment they have received | 2 | 2 | 100.0% | 92.3% | 93.5% | 95.5% |

* Figures in italics indicate that the base number is less than 100.

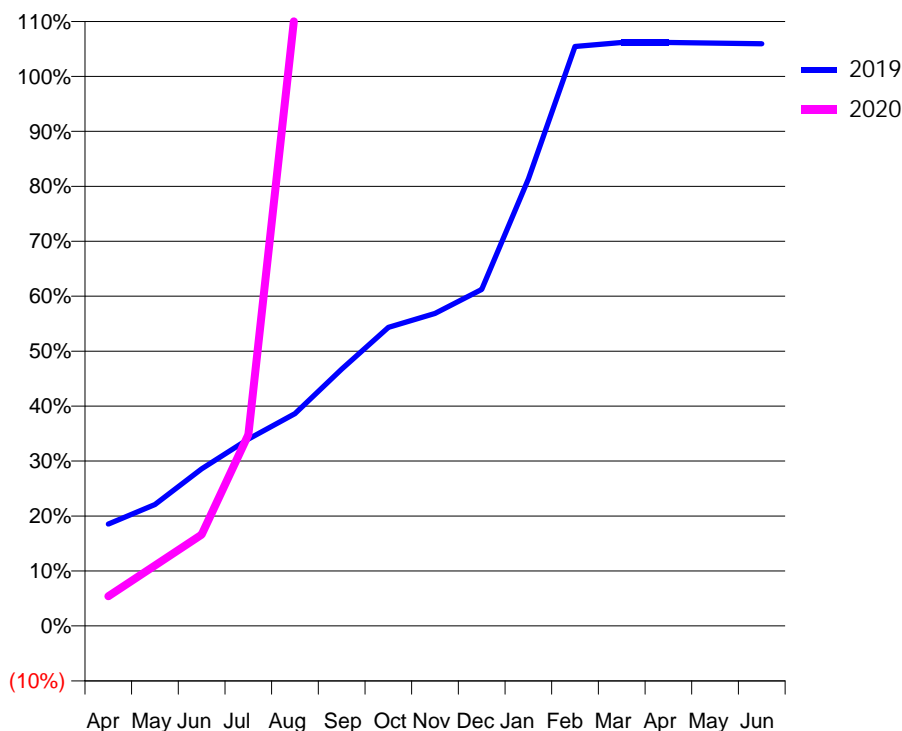
Q62 - Vital Signs Orthodontic At a Glance Contract Report for 653233/0002 - September 2019

| | | | |
|----------------------|---------------------|---------------------------------------------|-------------|
| Name or company name | MRS F CAMPBELL-BARR | 19/20 Contracted general activity (UDA) | 0 |
| Contract type name | PDS Contract | Carry forward general activity (UDA) | 0 |
| Purpose of contract | Orthodontic | 19/20 Contracted orthodontic activity (UOA) | 1,500 |
| Contract start date | 10/01/2010 | Carry forward orthodontic activity (UOA) | -60 |
| Contract end date | 30/09/2019 | Baseline contract value | £100,676.26 |

| ACCESS | Contract | England and Wales |
|----------------------------------------------|----------|-------------------|
| 24 month ratio of assessments to patient IDs | 1.33 | 1.07 |

| ACTIVITY | Contract |
|-------------------------------------------------------------------------------------------|----------|
| Contract assess and fit appliances (case starts) as a percentage of Area Team case starts | 3.1 % |

Cumulative percentage of contracted UOA delivered 2019 & 2020



| Month | Adjusted Scheduled Activity (UOA) | | |
|-----------|-----------------------------------|-------|-------|
| | 2018 | 2019 | 2020 |
| April | 470 | 556 | 81 |
| May | 828 | 663 | 165 |
| June | 1,000 | 857 | 249 |
| July | 1,432 | 1,020 | 522 |
| August | 1,566 | 1,159 | 1,677 |
| September | 1,717 | 1,402 | 2,580 |
| October | 1,983 | 1,630 | |
| November | 2,520 | 1,706 | |
| December | 2,952 | 1,837 | |
| January | 3,019 | 2,441 | |
| February | 3,085 | 3,163 | |
| March | 3,085 | 3,185 | |
| April | 3,132 | 3,185 | |
| May | 3,132 | 3,181 | |
| June | 3,132 | 3,178 | |

QUANTITY METRICS (rolling 12 month period)

| | Contract Quantity | Contract Base Number | Contract * | Area Team | Region | England |
|----------------------------------------------------------------------------------|-------------------|----------------------|------------|-----------|--------|---------|
| % of all assessments that were assess and fit appliances (case starts) | 224 | 370 | 60.5% | 64.2% | 58.9% | 57.9% |
| % of all assessments that were assess and refuse | 18 | 370 | 4.9% | 13.6% | 14.9% | 12.4% |
| % of all assessments that were assess and review | 128 | 370 | 34.6% | 22.2% | 26.3% | 29.7% |
| % of case starts with a reported IOTN of 3 and Aesthetic Component of 5 or below | 1 | 224 | 0.4% | 0.2% | 0.1% | 0.1% |
| % of case starts with a reported IOTN of 3 and Aesthetic Component of 6 or above | 4 | 224 | 1.8% | 5.9% | 6.1% | 4.0% |
| % of case starts with a reported IOTN of 4 | 207 | 224 | 92.4% | 73.7% | 78.5% | 78.0% |
| % of case starts with a reported IOTN of 5 | 11 | 224 | 4.9% | 15.0% | 13.7% | 16.6 % |
| % of concluded courses in receipt of dual-arch fixed appliances | 2 | 157 | 1.3% | 75.5% | 78.8% | 74.0% |
| % of concluded courses where treatment was abandoned or discontinued | 6 | 157 | 3.8% | 6.9% | 6.9% | 8.5% |
| % of patients satisfied with the treatment they have received | 0 | 0 | N/A | 92.3% | 93.5% | 95.5% |

* Figures in italics indicate that the base number is less than 100.

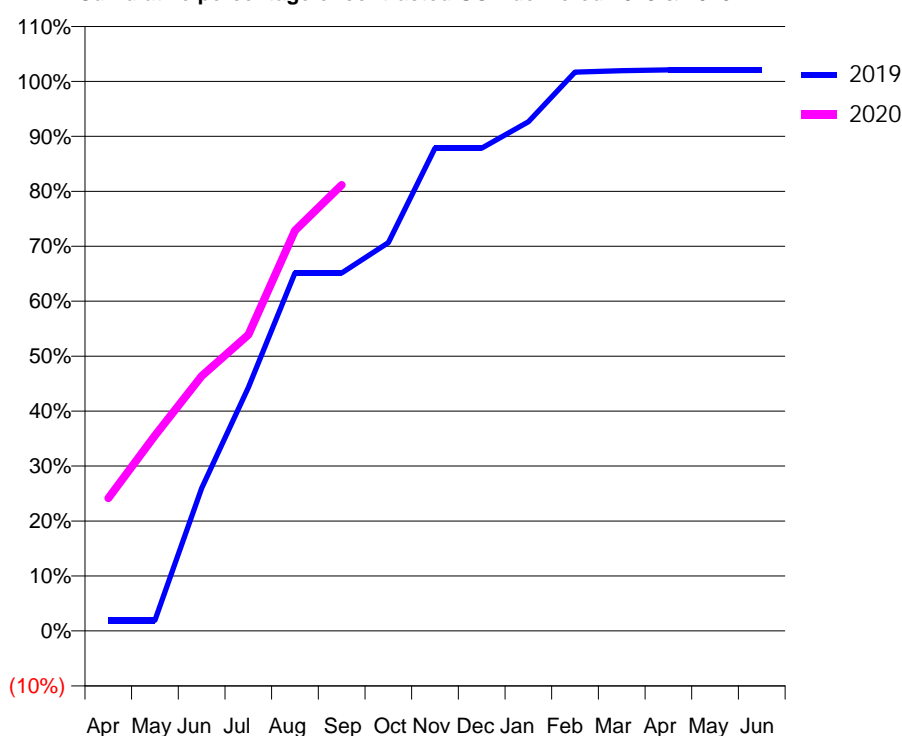
Q62 - Vital Signs Orthodontic At a Glance Contract Report for 740489/0001 - September 2019

| | | | |
|----------------------|-------------------------|---------------------------------------------|-------------|
| Name or company name | MR TS CHEEMA | 19/20 Contracted general activity (UDA) | 6,236 |
| Contract type name | GDS Contract | Carry forward general activity (UDA) | -74 |
| Purpose of contract | General and Orthodontic | 19/20 Contracted orthodontic activity (UOA) | 774 |
| Contract start date | 01/04/2006 | Carry forward orthodontic activity (UOA) | -15 |
| Contract end date | | Baseline contract value | £210,351.63 |

| ACCESS | Contract | England and Wales |
|----------------------------------------------|----------|-------------------|
| 24 month ratio of assessments to patient IDs | 1.18 | 1.07 |

| ACTIVITY | Contract |
|-------------------------------------------------------------------------------------------|----------|
| Contract assess and fit appliances (case starts) as a percentage of Area Team case starts | 0.6 % |

Cumulative percentage of contracted UOA delivered 2019 & 2020



| Month | Adjusted Scheduled Activity (UOA) | | |
|-----------|-----------------------------------|------|------|
| | 2018 | 2019 | 2020 |
| April | 15 | 15 | 187 |
| May | 15 | 15 | 275 |
| June | 303 | 201 | 359 |
| July | 377 | 343 | 417 |
| August | 420 | 504 | 564 |
| September | 441 | 504 | 628 |
| October | 489 | 547 | |
| November | 637 | 680 | |
| December | 637 | 680 | |
| January | 774 | 717 | |
| February | 801 | 787 | |
| March | 804 | 789 | |
| April | 804 | 790 | |
| May | 804 | 790 | |
| June | 804 | 790 | |

QUANTITY METRICS (rolling 12 month period)

| | Contract Quantity | Contract Base Number | Contract * | Area Team | Region | England |
|----------------------------------------------------------------------------------|-------------------|----------------------|------------|-----------|--------|---------|
| % of all assessments that were assess and fit appliances (case starts) | 40 | 99 | 40.4% | 64.2% | 58.9% | 57.9% |
| % of all assessments that were assess and refuse | 2 | 99 | 2.0% | 13.6% | 14.9% | 12.4% |
| % of all assessments that were assess and review | 57 | 99 | 57.6% | 22.2% | 26.3% | 29.7% |
| % of case starts with a reported IOTN of 3 and Aesthetic Component of 5 or below | 0 | 40 | N/A | 0.2% | 0.1% | 0.1% |
| % of case starts with a reported IOTN of 3 and Aesthetic Component of 6 or above | 0 | 40 | N/A | 5.9% | 6.1% | 4.0% |
| % of case starts with a reported IOTN of 4 | 35 | 40 | 87.5% | 73.7% | 78.5% | 78.0% |
| % of case starts with a reported IOTN of 5 | 1 | 40 | 2.5% | 15.0% | 13.7% | 16.6 % |
| % of concluded courses in receipt of dual-arch fixed appliances | 1 | 31 | 3.2% | 75.5% | 78.8% | 74.0% |
| % of concluded courses where treatment was abandoned or discontinued | 2 | 31 | 6.5% | 6.9% | 6.9% | 8.5% |
| % of patients satisfied with the treatment they have received | 0 | 0 | N/A | 92.3% | 93.5% | 95.5% |

* Figures in italics indicate that the base number is less than 100.

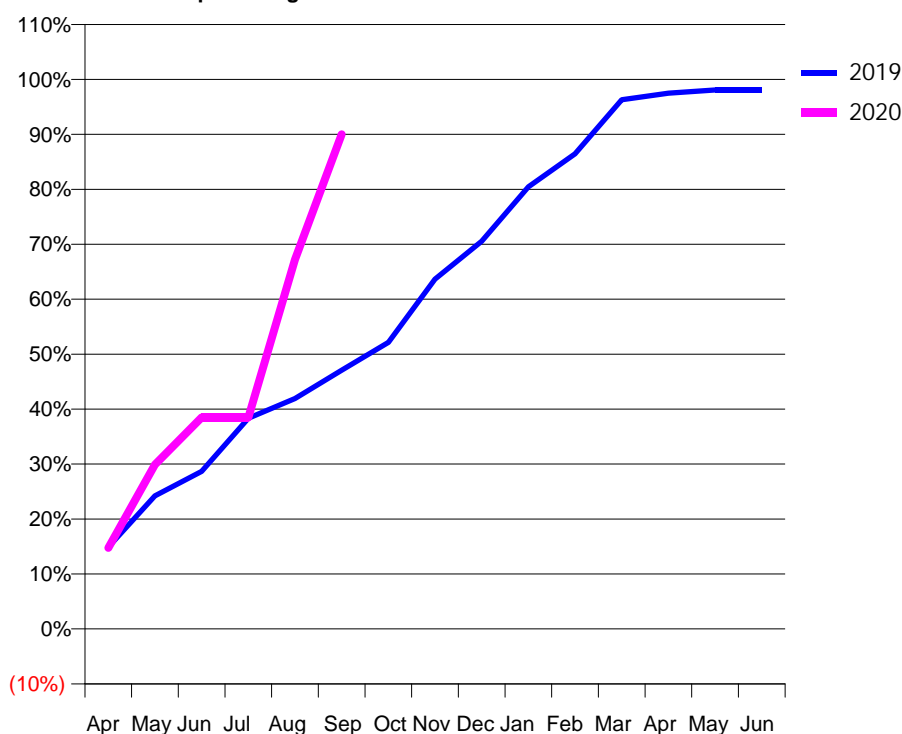
Q62 - Vital Signs Orthodontic At a Glance Contract Report for 741590/0001 - September 2019

| | | | |
|----------------------|----------------|---------------------------------------------|-------------|
| Name or company name | MISS FJ MILLEN | 19/20 Contracted general activity (UDA) | 0 |
| Contract type name | PDS Contract | Carry forward general activity (UDA) | 0 |
| Purpose of contract | Orthodontic | 19/20 Contracted orthodontic activity (UOA) | 3,520 |
| Contract start date | 01/04/2006 | Carry forward orthodontic activity (UOA) | 135 |
| Contract end date | 30/09/2019 | Baseline contract value | £228,723.65 |

| ACCESS | Contract | England and Wales |
|----------------------------------------------|----------|-------------------|
| 24 month ratio of assessments to patient IDs | 1.00 | 1.07 |

| ACTIVITY | Contract |
|-------------------------------------------------------------------------------------------|----------|
| Contract assess and fit appliances (case starts) as a percentage of Area Team case starts | 4.6 % |

Cumulative percentage of contracted UOA delivered 2019 & 2020



| Month | Adjusted Scheduled Activity (UOA) | | |
|-----------|-----------------------------------|-------|-------|
| | 2018 | 2019 | 2020 |
| April | 499 | 1,048 | 520 |
| May | 2,003 | 1,704 | 1,053 |
| June | 2,591 | 2,019 | 1,355 |
| July | 3,246 | 2,699 | 1,355 |
| August | 3,951 | 2,951 | 2,366 |
| September | 4,425 | 3,313 | 3,168 |
| October | 5,236 | 3,671 | |
| November | 5,868 | 4,481 | |
| December | 6,169 | 4,968 | |
| January | 6,276 | 5,665 | |
| February | 6,549 | 6,086 | |
| March | 6,739 | 6,779 | |
| April | 6,913 | 6,864 | |
| May | 6,929 | 6,905 | |
| June | 6,929 | 6,905 | |

QUANTITY METRICS (rolling 12 month period)

| | Contract Quantity | Contract Base Number | Contract * | Area Team | Region | England |
|----------------------------------------------------------------------------------|-------------------|----------------------|------------|-----------|--------|---------|
| % of all assessments that were assess and fit appliances (case starts) | 335 | 410 | 81.7% | 64.2% | 58.9% | 57.9% |
| % of all assessments that were assess and refuse | 73 | 410 | 17.8% | 13.6% | 14.9% | 12.4% |
| % of all assessments that were assess and review | 2 | 410 | 0.5% | 22.2% | 26.3% | 29.7% |
| % of case starts with a reported IOTN of 3 and Aesthetic Component of 5 or below | 3 | 335 | 0.9% | 0.2% | 0.1% | 0.1% |
| % of case starts with a reported IOTN of 3 and Aesthetic Component of 6 or above | 41 | 335 | 12.2% | 5.9% | 6.1% | 4.0% |
| % of case starts with a reported IOTN of 4 | 235 | 335 | 70.1% | 73.7% | 78.5% | 78.0% |
| % of case starts with a reported IOTN of 5 | 56 | 335 | 16.7% | 15.0% | 13.7% | 16.6 % |
| % of concluded courses in receipt of dual-arch fixed appliances | 213 | 237 | 89.9% | 75.5% | 78.8% | 74.0% |
| % of concluded courses where treatment was abandoned or discontinued | 16 | 237 | 6.8% | 6.9% | 6.9% | 8.5% |
| % of patients satisfied with the treatment they have received | 0 | 0 | N/A | 92.3% | 93.5% | 95.5% |

* Figures in italics indicate that the base number is less than 100.

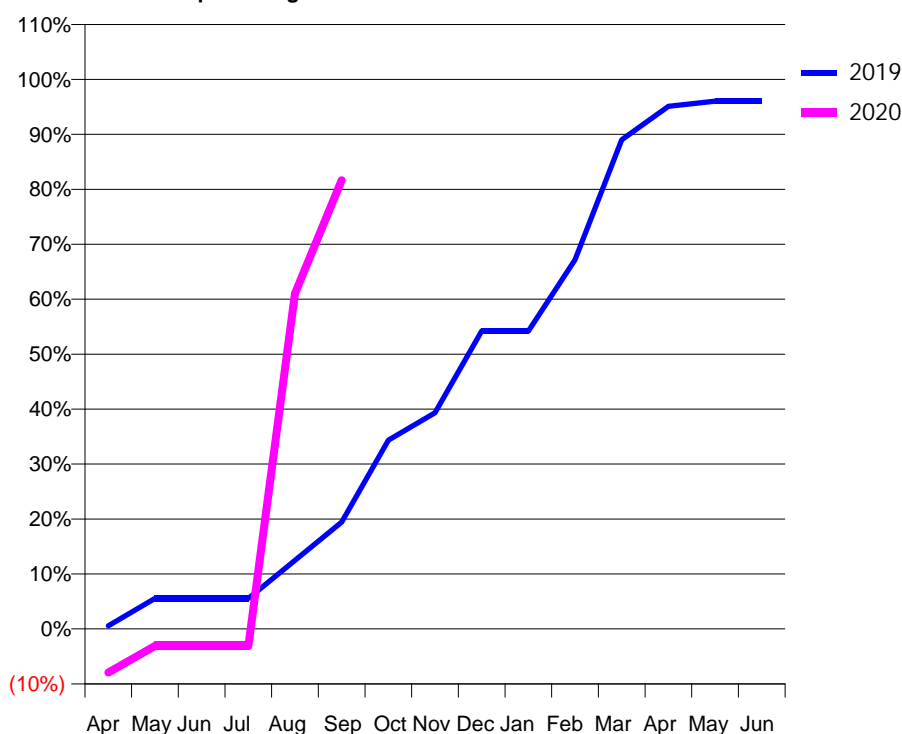
Q62 - Vital Signs Orthodontic At a Glance Contract Report for 754382/0001 - September 2019

| | | | |
|----------------------|----------------|---------------------------------------------|------------|
| Name or company name | MISS M MOKHBER | 19/20 Contracted general activity (UDA) | 0 |
| Contract type name | PDS Contract | Carry forward general activity (UDA) | 0 |
| Purpose of contract | Orthodontic | 19/20 Contracted orthodontic activity (UOA) | 1,057 |
| Contract start date | 01/04/2006 | Carry forward orthodontic activity (UOA) | 84 |
| Contract end date | 30/09/2019 | Baseline contract value | £70,900.50 |

| ACCESS | Contract | England and Wales |
|----------------------------------------------|----------|-------------------|
| 24 month ratio of assessments to patient IDs | 1.00 | 1.07 |

| ACTIVITY | Contract |
|-------------------------------------------------------------------------------------------|----------|
| Contract assess and fit appliances (case starts) as a percentage of Area Team case starts | 1.6 % |

Cumulative percentage of contracted UOA delivered 2019 & 2020



| Month | Adjusted Scheduled Activity (UOA) | | |
|-----------|-----------------------------------|-------|------|
| | 2018 | 2019 | 2020 |
| April | 3 | 12 | -84 |
| May | 3 | 117 | -33 |
| June | 87 | 117 | -33 |
| July | 235 | 117 | -33 |
| August | 235 | 264 | 645 |
| September | 550 | 411 | 863 |
| October | 550 | 726 | |
| November | 949 | 831 | |
| December | 1,264 | 1,146 | |
| January | 1,264 | 1,146 | |
| February | 1,579 | 1,419 | |
| March | 1,936 | 1,881 | |
| April | 1,936 | 2,009 | |
| May | 2,125 | 2,029 | |
| June | 2,125 | 2,029 | |

QUANTITY METRICS (rolling 12 month period)

| | Contract Quantity | Contract Base Number | Contract * | Area Team | Region | England |
|----------------------------------------------------------------------------------|-------------------|----------------------|------------|-----------|--------|---------|
| % of all assessments that were assess and fit appliances (case starts) | 119 | 186 | 64.0% | 64.2% | 58.9% | 57.9% |
| % of all assessments that were assess and refuse | 10 | 186 | 5.4% | 13.6% | 14.9% | 12.4% |
| % of all assessments that were assess and review | 57 | 186 | 30.6% | 22.2% | 26.3% | 29.7% |
| % of case starts with a reported IOTN of 3 and Aesthetic Component of 5 or below | 0 | 119 | N/A | 0.2% | 0.1% | 0.1% |
| % of case starts with a reported IOTN of 3 and Aesthetic Component of 6 or above | 2 | 119 | 1.7% | 5.9% | 6.1% | 4.0% |
| % of case starts with a reported IOTN of 4 | 100 | 119 | 84.0% | 73.7% | 78.5% | 78.0% |
| % of case starts with a reported IOTN of 5 | 17 | 119 | 14.3% | 15.0% | 13.7% | 16.6 % |
| % of concluded courses in receipt of dual-arch fixed appliances | 31 | 33 | 93.9% | 75.5% | 78.8% | 74.0% |
| % of concluded courses where treatment was abandoned or discontinued | 2 | 33 | 6.1% | 6.9% | 6.9% | 8.5% |
| % of patients satisfied with the treatment they have received | 0 | 0 | N/A | 92.3% | 93.5% | 95.5% |

* Figures in italics indicate that the base number is less than 100.

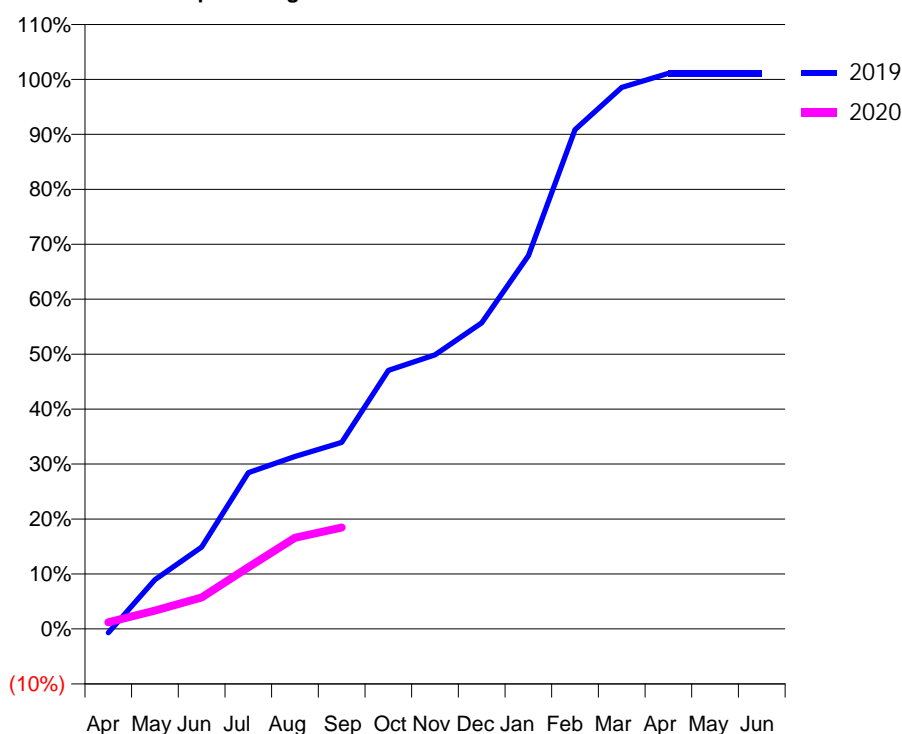
Q62 - Vital Signs Orthodontic At a Glance Contract Report for 763950/0003 - September 2019

| | | | |
|----------------------|-----------------------|---------------------------------------------|-------------|
| Name or company name | Northbridge Ortho Ltd | 19/20 Contracted general activity (UDA) | 0 |
| Contract type name | PDS Contract | Carry forward general activity (UDA) | 0 |
| Purpose of contract | Orthodontic | 19/20 Contracted orthodontic activity (UOA) | 4,825 |
| Contract start date | 01/06/2008 | Carry forward orthodontic activity (UOA) | -18 |
| Contract end date | 30/09/2019 | Baseline contract value | £333,591.67 |

| ACCESS | Contract | England and Wales |
|----------------------------------------------|----------|-------------------|
| 24 month ratio of assessments to patient IDs | 1.04 | 1.07 |

| ACTIVITY | Contract |
|-------------------------------------------------------------------------------------------|----------|
| Contract assess and fit appliances (case starts) as a percentage of Area Team case starts | 1.3 % |

Cumulative percentage of contracted UOA delivered 2019 & 2020



| Month | Adjusted Scheduled Activity (UOA) | | |
|-----------|-----------------------------------|-------|------|
| | 2018 | 2019 | 2020 |
| April | -24 | -12 | 58 |
| May | 273 | 148 | 161 |
| June | 436 | 246 | 277 |
| July | 706 | 469 | 541 |
| August | 893 | 518 | 800 |
| September | 982 | 560 | 891 |
| October | 1,138 | 776 | |
| November | 1,250 | 823 | |
| December | 1,273 | 919 | |
| January | 1,294 | 1,121 | |
| February | 1,342 | 1,499 | |
| March | 1,595 | 1,626 | |
| April | 1,638 | 1,668 | |
| May | 1,638 | 1,668 | |
| June | 1,638 | 1,668 | |

QUANTITY METRICS (rolling 12 month period)

| | Contract Quantity | Contract Base Number | Contract * | Area Team | Region | England |
|----------------------------------------------------------------------------------|-------------------|----------------------|------------|-----------|--------|---------|
| % of all assessments that were assess and fit appliances (case starts) | 92 | 198 | 46.5% | 64.2% | 58.9% | 57.9% |
| % of all assessments that were assess and refuse | 17 | 198 | 8.6% | 13.6% | 14.9% | 12.4% |
| % of all assessments that were assess and review | 89 | 198 | 44.9% | 22.2% | 26.3% | 29.7% |
| % of case starts with a reported IOTN of 3 and Aesthetic Component of 5 or below | 1 | 92 | 1.1% | 0.2% | 0.1% | 0.1% |
| % of case starts with a reported IOTN of 3 and Aesthetic Component of 6 or above | 0 | 92 | N/A | 5.9% | 6.1% | 4.0% |
| % of case starts with a reported IOTN of 4 | 82 | 92 | 89.1% | 73.7% | 78.5% | 78.0% |
| % of case starts with a reported IOTN of 5 | 7 | 92 | 7.6% | 15.0% | 13.7% | 16.6% |
| % of concluded courses in receipt of dual-arch fixed appliances | 32 | 49 | 65.3% | 75.5% | 78.8% | 74.0% |
| % of concluded courses where treatment was abandoned or discontinued | 7 | 49 | 14.3% | 6.9% | 6.9% | 8.5% |
| % of patients satisfied with the treatment they have received | 0 | 1 | 0.0% | 92.3% | 93.5% | 95.5% |

* Figures in italics indicate that the base number is less than 100.

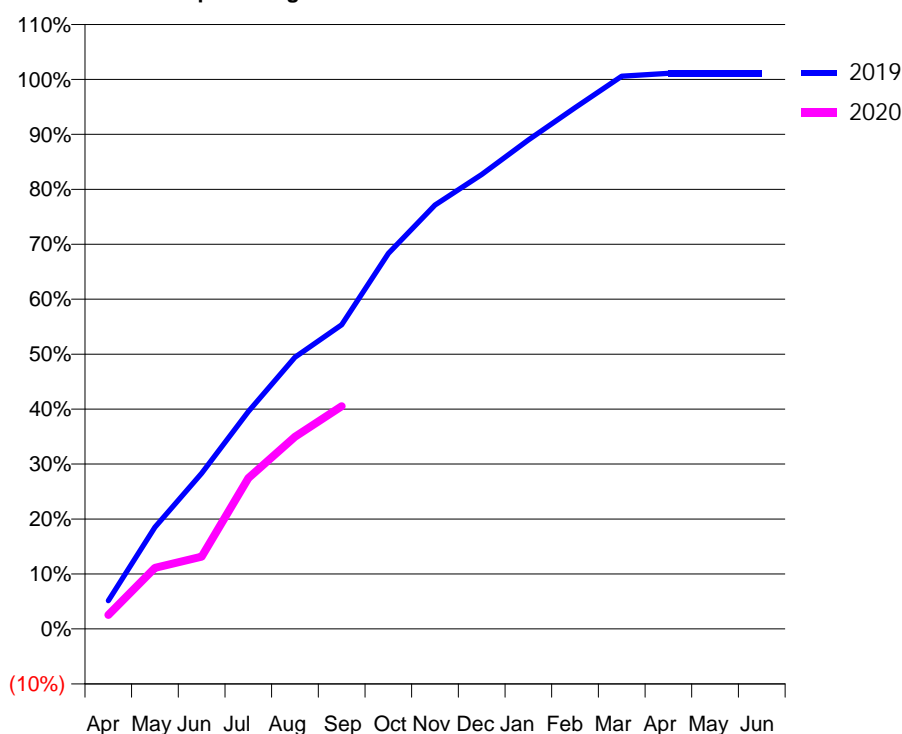
Q62 - Vital Signs Orthodontic At a Glance Contract Report for 763950/0004 - September 2019

| | | | |
|----------------------|-----------------------|---------------------------------------------|-------------|
| Name or company name | Northbridge Ortho Ltd | 19/20 Contracted general activity (UDA) | 0 |
| Contract type name | PDS Contract | Carry forward general activity (UDA) | 0 |
| Purpose of contract | Orthodontic | 19/20 Contracted orthodontic activity (UOA) | 7,776 |
| Contract start date | 01/06/2008 | Carry forward orthodontic activity (UOA) | -72 |
| Contract end date | 30/09/2019 | Baseline contract value | £537,655.68 |

| ACCESS | Contract | England and Wales |
|----------------------------------------------|----------|-------------------|
| 24 month ratio of assessments to patient IDs | 1.10 | 1.07 |

| ACTIVITY | Contract |
|-------------------------------------------------------------------------------------------|----------|
| Contract assess and fit appliances (case starts) as a percentage of Area Team case starts | 3.9 % |

Cumulative percentage of contracted UOA delivered 2019 & 2020



| Month | Adjusted Scheduled Activity (UOA) | | |
|-----------|-----------------------------------|-------|-------|
| | 2018 | 2019 | 2020 |
| April | 86 | 336 | 200 |
| May | 851 | 1,212 | 866 |
| June | 1,601 | 1,856 | 1,023 |
| July | 2,201 | 2,592 | 2,136 |
| August | 2,769 | 3,240 | 2,718 |
| September | 3,424 | 3,626 | 3,150 |
| October | 4,058 | 4,477 | |
| November | 4,863 | 5,053 | |
| December | 5,188 | 5,418 | |
| January | 5,300 | 5,830 | |
| February | 5,960 | 6,213 | |
| March | 6,242 | 6,590 | |
| April | 6,592 | 6,624 | |
| May | 6,635 | 6,624 | |
| June | 6,635 | 6,624 | |

QUANTITY METRICS (rolling 12 month period)

| | Contract Quantity | Contract Base Number | Contract * | Area Team | Region | England |
|----------------------------------------------------------------------------------|-------------------|----------------------|------------|-----------|--------|---------|
| % of all assessments that were assess and fit appliances (case starts) | 285 | 499 | 57.1% | 64.2% | 58.9% | 57.9% |
| % of all assessments that were assess and refuse | 34 | 499 | 6.8% | 13.6% | 14.9% | 12.4% |
| % of all assessments that were assess and review | 180 | 499 | 36.1% | 22.2% | 26.3% | 29.7% |
| % of case starts with a reported IOTN of 3 and Aesthetic Component of 5 or below | 0 | 285 | N/A | 0.2% | 0.1% | 0.1% |
| % of case starts with a reported IOTN of 3 and Aesthetic Component of 6 or above | 0 | 285 | N/A | 5.9% | 6.1% | 4.0% |
| % of case starts with a reported IOTN of 4 | 248 | 285 | 87.0% | 73.7% | 78.5% | 78.0% |
| % of case starts with a reported IOTN of 5 | 29 | 285 | 10.2% | 15.0% | 13.7% | 16.6 % |
| % of concluded courses in receipt of dual-arch fixed appliances | 173 | 219 | 79.0% | 75.5% | 78.8% | 74.0% |
| % of concluded courses where treatment was abandoned or discontinued | 14 | 219 | 6.4% | 6.9% | 6.9% | 8.5% |
| % of patients satisfied with the treatment they have received | 0 | 0 | N/A | 92.3% | 93.5% | 95.5% |

* Figures in italics indicate that the base number is less than 100.

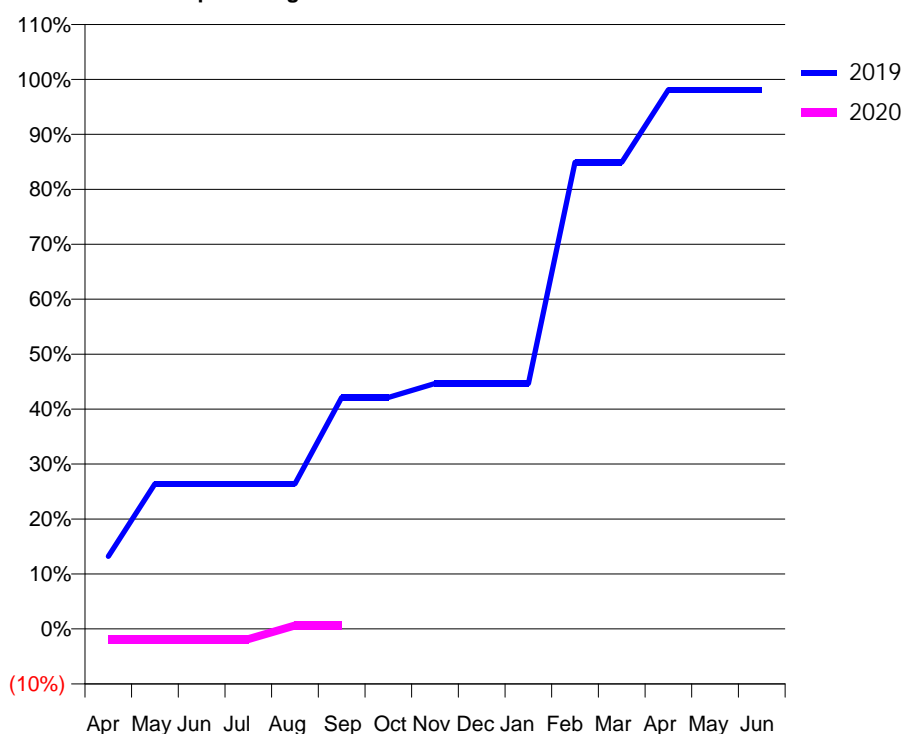
Q62 - Vital Signs Orthodontic At a Glance Contract Report for 812196/0001 - September 2019

| | | | |
|----------------------|-------------------------|---------------------------------------------|------------|
| Name or company name | MISS JP WATKINS | 19/20 Contracted general activity (UDA) | 1,719 |
| Contract type name | GDS Contract | Carry forward general activity (UDA) | -34 |
| Purpose of contract | General and Orthodontic | 19/20 Contracted orthodontic activity (UOA) | 159 |
| Contract start date | 01/04/2006 | Carry forward orthodontic activity (UOA) | 3 |
| Contract end date | | Baseline contract value | £52,246.11 |

| ACCESS | Contract | England and Wales |
|----------------------------------------------|----------|-------------------|
| 24 month ratio of assessments to patient IDs | 1.00 | 1.07 |

| ACTIVITY | Contract |
|-------------------------------------------------------------------------------------------|----------|
| Contract assess and fit appliances (case starts) as a percentage of Area Team case starts | 0.1 % |

Cumulative percentage of contracted UOA delivered 2019 & 2020



| Month | Adjusted Scheduled Activity (UOA) | | |
|-----------|-----------------------------------|------|------|
| | 2018 | 2019 | 2020 |
| April | 4 | 21 | -3 |
| May | 5 | 42 | -3 |
| June | 5 | 42 | -3 |
| July | 5 | 42 | -3 |
| August | 5 | 42 | 1 |
| September | 5 | 67 | 1 |
| October | 5 | 67 | |
| November | 5 | 71 | |
| December | 26 | 71 | |
| January | 26 | 71 | |
| February | 27 | 135 | |
| March | 48 | 135 | |
| April | 69 | 156 | |
| May | 70 | 156 | |
| June | 70 | 156 | |

QUANTITY METRICS (rolling 12 month period)

| | Contract Quantity | Contract Base Number | Contract * | Area Team | Region | England |
|----------------------------------------------------------------------------------|-------------------|----------------------|------------|-----------|--------|---------|
| % of all assessments that were assess and fit appliances (case starts) | 6 | 8 | 75.0% | 64.2% | 58.9% | 57.9% |
| % of all assessments that were assess and refuse | 1 | 8 | 12.5% | 13.6% | 14.9% | 12.4% |
| % of all assessments that were assess and review | 1 | 8 | 12.5% | 22.2% | 26.3% | 29.7% |
| % of case starts with a reported IOTN of 3 and Aesthetic Component of 5 or below | 0 | 6 | <i>N/A</i> | 0.2% | 0.1% | 0.1% |
| % of case starts with a reported IOTN of 3 and Aesthetic Component of 6 or above | 1 | 6 | 16.7% | 5.9% | 6.1% | 4.0% |
| % of case starts with a reported IOTN of 4 | 5 | 6 | 83.3% | 73.7% | 78.5% | 78.0% |
| % of case starts with a reported IOTN of 5 | 0 | 6 | <i>N/A</i> | 15.0% | 13.7% | 16.6% |
| % of concluded courses in receipt of dual-arch fixed appliances | 1 | 2 | 50.0% | 75.5% | 78.8% | 74.0% |
| % of concluded courses where treatment was abandoned or discontinued | 1 | 2 | 50.0% | 6.9% | 6.9% | 8.5% |
| % of patients satisfied with the treatment they have received | 0 | 0 | <i>N/A</i> | 92.3% | 93.5% | 95.5% |

* Figures in italics indicate that the base number is less than 100.

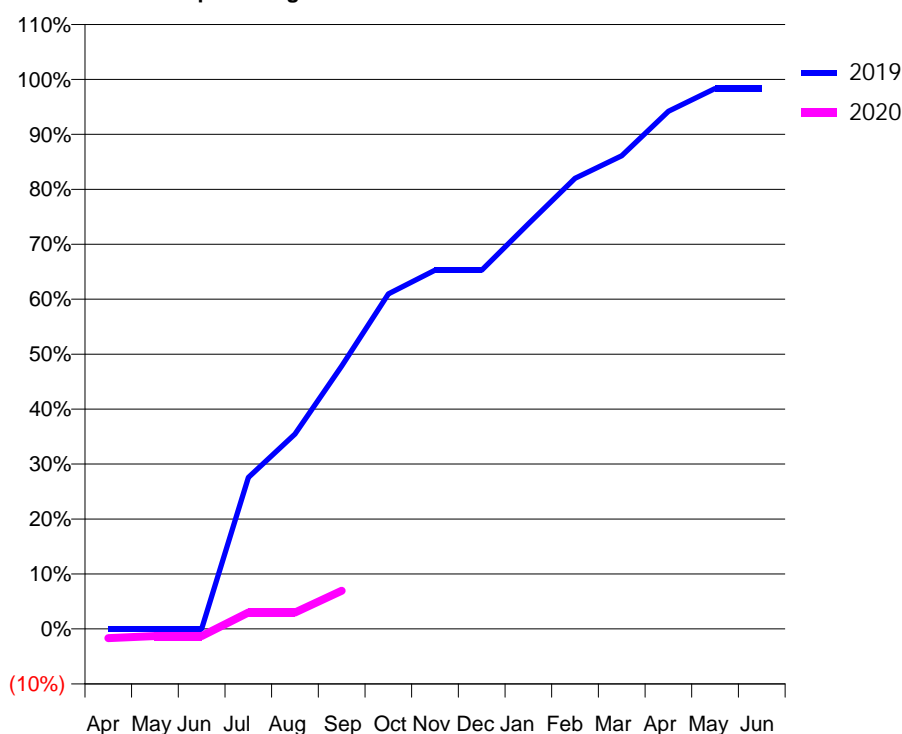
Q62 - Vital Signs Orthodontic At a Glance Contract Report for 813923/0002 - September 2019

| | | | |
|----------------------|-------------------------|---------------------------------------------|-------------|
| Name or company name | MR JS MANDAIR | 19/20 Contracted general activity (UDA) | 4,546 |
| Contract type name | GDS Contract | Carry forward general activity (UDA) | -17 |
| Purpose of contract | General and Orthodontic | 19/20 Contracted orthodontic activity (UOA) | 533 |
| Contract start date | 01/11/2006 | Carry forward orthodontic activity (UOA) | 9 |
| Contract end date | | Baseline contract value | £204,377.68 |

| ACCESS | Contract | England and Wales |
|----------------------------------------------|----------|-------------------|
| 24 month ratio of assessments to patient IDs | 1.00 | 1.07 |

| ACTIVITY | Contract |
|-------------------------------------------------------------------------------------------|----------|
| Contract assess and fit appliances (case starts) as a percentage of Area Team case starts | 0.2 % |

Cumulative percentage of contracted UOA delivered 2019 & 2020



| Month | Adjusted Scheduled Activity (UOA) | | |
|-----------|-----------------------------------|------|------|
| | 2018 | 2019 | 2020 |
| April | 0 | 0 | -9 |
| May | 23 | 0 | -7 |
| June | 45 | 0 | -7 |
| July | 110 | 147 | 16 |
| August | 110 | 189 | 16 |
| September | 131 | 255 | 37 |
| October | 173 | 325 | |
| November | 215 | 348 | |
| December | 236 | 348 | |
| January | 278 | 393 | |
| February | 278 | 437 | |
| March | 320 | 459 | |
| April | 320 | 502 | |
| May | 320 | 524 | |
| June | 363 | 524 | |

QUANTITY METRICS (rolling 12 month period)

| | Contract Quantity | Contract Base Number | Contract * | Area Team | Region | England |
|----------------------------------------------------------------------------------|-------------------|----------------------|------------|-----------|--------|---------|
| % of all assessments that were assess and fit appliances (case starts) | 15 | 37 | 40.5% | 64.2% | 58.9% | 57.9% |
| % of all assessments that were assess and refuse | 8 | 37 | 21.6% | 13.6% | 14.9% | 12.4% |
| % of all assessments that were assess and review | 14 | 37 | 37.8% | 22.2% | 26.3% | 29.7% |
| % of case starts with a reported IOTN of 3 and Aesthetic Component of 5 or below | 0 | 15 | <i>N/A</i> | 0.2% | 0.1% | 0.1% |
| % of case starts with a reported IOTN of 3 and Aesthetic Component of 6 or above | 0 | 15 | <i>N/A</i> | 5.9% | 6.1% | 4.0% |
| % of case starts with a reported IOTN of 4 | 9 | 15 | 60.0% | 73.7% | 78.5% | 78.0% |
| % of case starts with a reported IOTN of 5 | 6 | 15 | 40.0% | 15.0% | 13.7% | 16.6% |
| % of concluded courses in receipt of dual-arch fixed appliances | 2 | 6 | 33.3% | 75.5% | 78.8% | 74.0% |
| % of concluded courses where treatment was abandoned or discontinued | 4 | 6 | 66.7% | 6.9% | 6.9% | 8.5% |
| % of patients satisfied with the treatment they have received | 0 | 0 | <i>N/A</i> | 92.3% | 93.5% | 95.5% |

* Figures in italics indicate that the base number is less than 100.

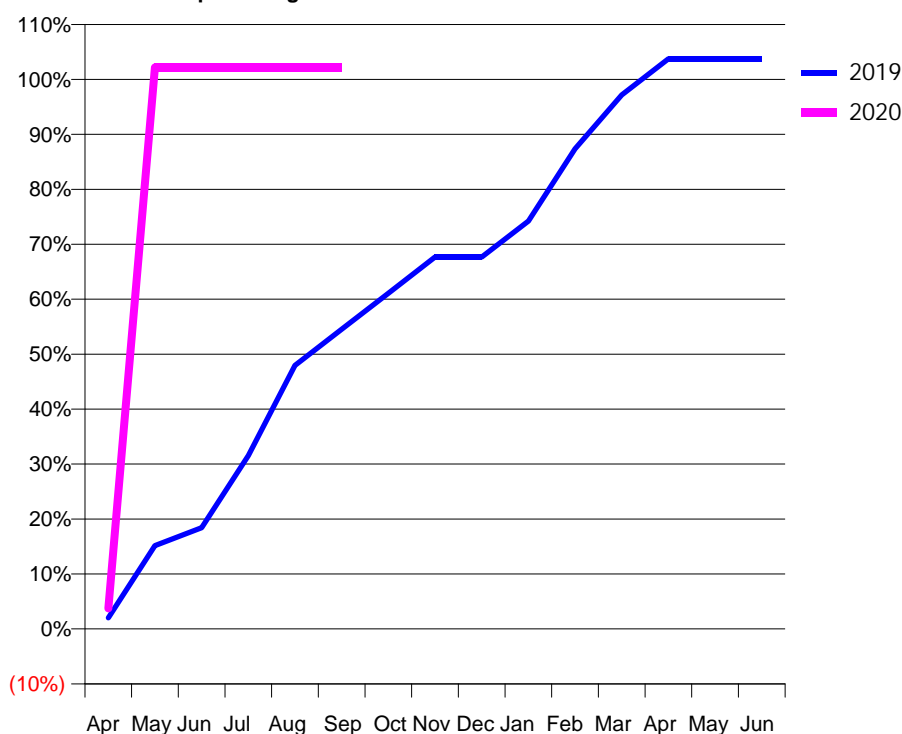
Q62 - Vital Signs Orthodontic At a Glance Contract Report for 846791/0001 - September 2019

| | | | |
|----------------------|----------------|---------------------------------------------|------------|
| Name or company name | MR RM HENNEBRY | 19/20 Contracted general activity (UDA) | 0 |
| Contract type name | PDS Contract | Carry forward general activity (UDA) | 0 |
| Purpose of contract | Orthodontic | 19/20 Contracted orthodontic activity (UOA) | 320 |
| Contract start date | 01/04/2006 | Carry forward orthodontic activity (UOA) | -12 |
| Contract end date | 30/09/2019 | Baseline contract value | £21,477.60 |

| ACCESS | Contract | England and Wales |
|----------------------------------------------|----------|-------------------|
| 24 month ratio of assessments to patient IDs | 1.00 | 1.07 |

| ACTIVITY | Contract |
|-------------------------------------------------------------------------------------------|----------|
| Contract assess and fit appliances (case starts) as a percentage of Area Team case starts | 0.4 % |

Cumulative percentage of contracted UOA delivered 2019 & 2020



| Month | Adjusted Scheduled Activity (UOA) | | |
|-----------|-----------------------------------|------|------|
| | 2018 | 2019 | 2020 |
| April | 13 | 13 | 12 |
| May | 13 | 97 | 327 |
| June | 34 | 118 | 327 |
| July | 118 | 202 | 327 |
| August | 139 | 307 | 327 |
| September | 244 | 349 | 327 |
| October | 265 | 391 | |
| November | 391 | 433 | |
| December | 391 | 433 | |
| January | 517 | 475 | |
| February | 538 | 559 | |
| March | 601 | 622 | |
| April | 666 | 664 | |
| May | 666 | 664 | |
| June | 666 | 664 | |

QUANTITY METRICS (rolling 12 month period)

| | Contract Quantity | Contract Base Number | Contract * | Area Team | Region | England |
|----------------------------------------------------------------------------------|-------------------|----------------------|------------|-----------|--------|---------|
| % of all assessments that were assess and fit appliances (case starts) | 30 | 30 | 100.0% | 64.2% | 58.9% | 57.9% |
| % of all assessments that were assess and refuse | 0 | 30 | 0.0% | 13.6% | 14.9% | 12.4% |
| % of all assessments that were assess and review | 0 | 30 | 0.0% | 22.2% | 26.3% | 29.7% |
| % of case starts with a reported IOTN of 3 and Aesthetic Component of 5 or below | 0 | 30 | N/A | 0.2% | 0.1% | 0.1% |
| % of case starts with a reported IOTN of 3 and Aesthetic Component of 6 or above | 3 | 30 | 10.0% | 5.9% | 6.1% | 4.0% |
| % of case starts with a reported IOTN of 4 | 19 | 30 | 63.3% | 73.7% | 78.5% | 78.0% |
| % of case starts with a reported IOTN of 5 | 8 | 30 | 26.7% | 15.0% | 13.7% | 16.6 % |
| % of concluded courses in receipt of dual-arch fixed appliances | 10 | 30 | 33.3% | 75.5% | 78.8% | 74.0% |
| % of concluded courses where treatment was abandoned or discontinued | 0 | 30 | 0.0% | 6.9% | 6.9% | 8.5% |
| % of patients satisfied with the treatment they have received | 0 | 0 | N/A | 92.3% | 93.5% | 95.5% |

* Figures in italics indicate that the base number is less than 100.

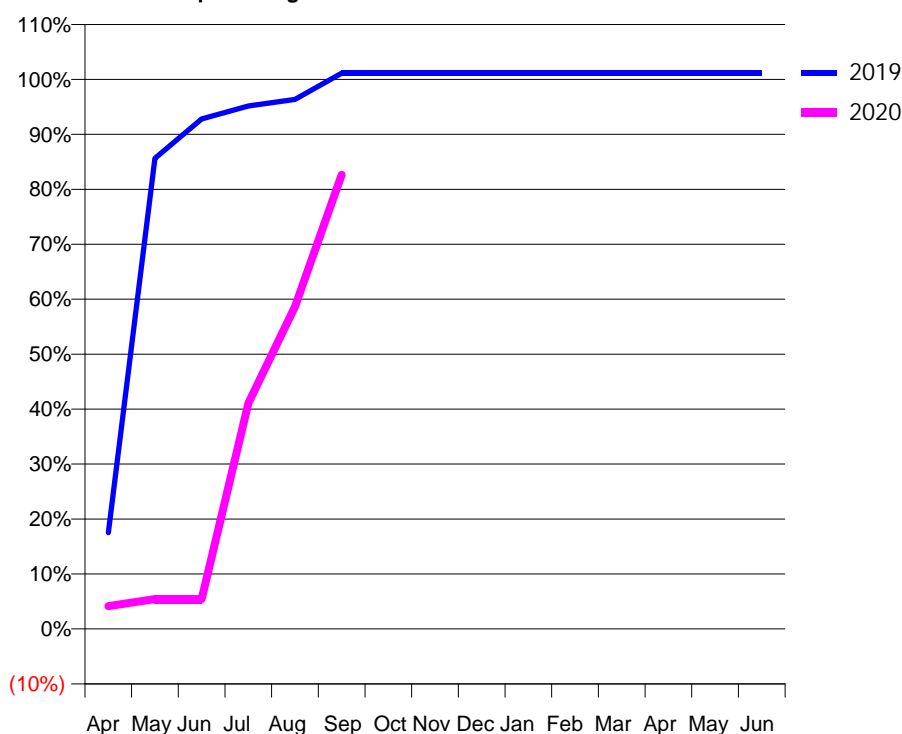
Q62 - Vital Signs Orthodontic At a Glance Contract Report for 854859/0001 - September 2019

| | | | |
|----------------------|--------------|---------------------------------------------|------------|
| Name or company name | MR NN LAI | 19/20 Contracted general activity (UDA) | 0 |
| Contract type name | PDS Contract | Carry forward general activity (UDA) | 0 |
| Purpose of contract | Orthodontic | 19/20 Contracted orthodontic activity (UOA) | 1,320 |
| Contract start date | 01/04/2006 | Carry forward orthodontic activity (UOA) | -20 |
| Contract end date | 31/12/2019 | Baseline contract value | £88,015.92 |

| ACCESS | Contract | England and Wales |
|----------------------------------------------|----------|-------------------|
| 24 month ratio of assessments to patient IDs | 1.05 | 1.07 |

| ACTIVITY | Contract |
|-------------------------------------------------------------------------------------------|----------|
| Contract assess and fit appliances (case starts) as a percentage of Area Team case starts | 0.7 % |

Cumulative percentage of contracted UOA delivered 2019 & 2020



| Month | Adjusted Scheduled Activity (UOA) | | |
|-----------|-----------------------------------|-------|-------|
| | 2018 | 2019 | 2020 |
| April | 770 | 308 | 55 |
| May | 1,673 | 1,507 | 72 |
| June | 1,757 | 1,633 | 72 |
| July | 1,799 | 1,675 | 542 |
| August | 1,799 | 1,696 | 774 |
| September | 1,799 | 1,780 | 1,091 |
| October | 1,799 | 1,780 | |
| November | 1,799 | 1,780 | |
| December | 1,799 | 1,780 | |
| January | 1,799 | 1,780 | |
| February | 1,799 | 1,780 | |
| March | 1,799 | 1,780 | |
| April | 1,820 | 1,780 | |
| May | 1,820 | 1,780 | |
| June | 1,820 | 1,780 | |

QUANTITY METRICS (rolling 12 month period)

| | Contract Quantity | Contract Base Number | Contract * | Area Team | Region | England |
|----------------------------------------------------------------------------------|-------------------|----------------------|------------|-----------|--------|---------|
| % of all assessments that were assess and fit appliances (case starts) | 49 | 108 | 45.4% | 64.2% | 58.9% | 57.9% |
| % of all assessments that were assess and refuse | 2 | 108 | 1.9% | 13.6% | 14.9% | 12.4% |
| % of all assessments that were assess and review | 57 | 108 | 52.8% | 22.2% | 26.3% | 29.7% |
| % of case starts with a reported IOTN of 3 and Aesthetic Component of 5 or below | 0 | 49 | N/A | 0.2% | 0.1% | 0.1% |
| % of case starts with a reported IOTN of 3 and Aesthetic Component of 6 or above | 0 | 49 | N/A | 5.9% | 6.1% | 4.0% |
| % of case starts with a reported IOTN of 4 | 0 | 49 | N/A | 73.7% | 78.5% | 78.0% |
| % of case starts with a reported IOTN of 5 | 0 | 49 | N/A | 15.0% | 13.7% | 16.6 % |
| % of concluded courses in receipt of dual-arch fixed appliances | 0 | 62 | N/A | 75.5% | 78.8% | 74.0% |
| % of concluded courses where treatment was abandoned or discontinued | 0 | 62 | 0.0% | 6.9% | 6.9% | 8.5% |
| % of patients satisfied with the treatment they have received | 0 | 0 | N/A | 92.3% | 93.5% | 95.5% |

* Figures in italics indicate that the base number is less than 100.

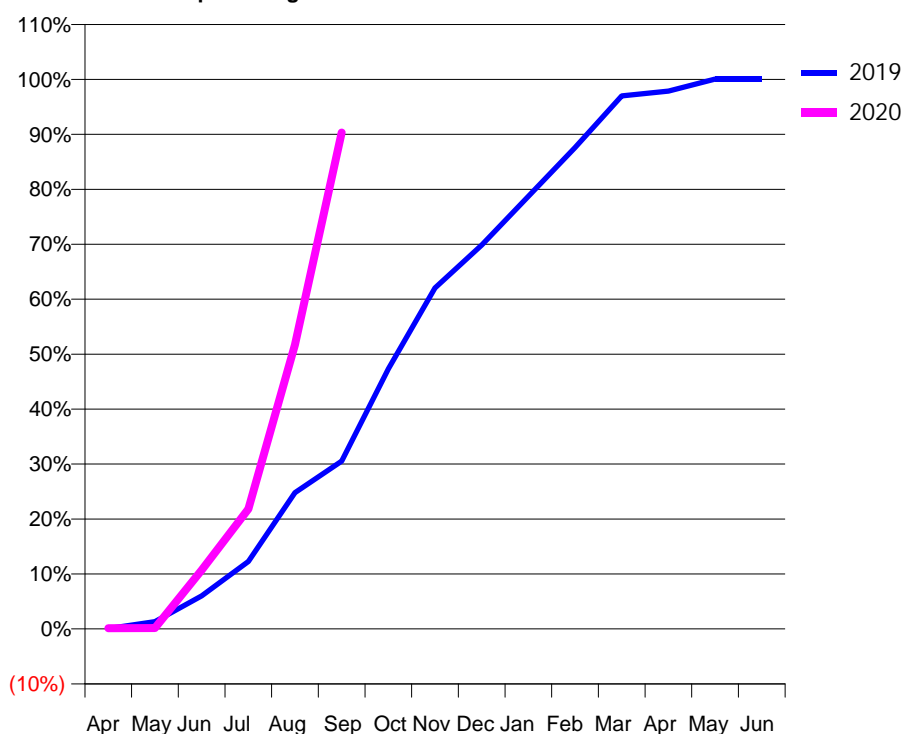
Q62 - Vital Signs Orthodontic At a Glance Contract Report for 912387/0002 - September 2019

| | | | |
|----------------------|--------------|---------------------------------------------|-------------|
| Name or company name | MR S KUMAR | 19/20 Contracted general activity (UDA) | 0 |
| Contract type name | PDS Contract | Carry forward general activity (UDA) | 0 |
| Purpose of contract | Orthodontic | 19/20 Contracted orthodontic activity (UOA) | 3,588 |
| Contract start date | 01/04/2006 | Carry forward orthodontic activity (UOA) | -1 |
| Contract end date | 30/09/2019 | Baseline contract value | £240,817.63 |

| ACCESS | Contract | England and Wales |
|----------------------------------------------|----------|-------------------|
| 24 month ratio of assessments to patient IDs | 1.03 | 1.07 |

| ACTIVITY | Contract |
|-------------------------------------------------------------------------------------------|----------|
| Contract assess and fit appliances (case starts) as a percentage of Area Team case starts | 3.8 % |

Cumulative percentage of contracted UOA delivered 2019 & 2020



| Month | Adjusted Scheduled Activity (UOA) | | |
|-----------|-----------------------------------|-------|-------|
| | 2018 | 2019 | 2020 |
| April | 2 | 4 | 5 |
| May | 215 | 53 | 6 |
| June | 406 | 242 | 384 |
| July | 742 | 494 | 783 |
| August | 1,020 | 999 | 1,855 |
| September | 1,335 | 1,230 | 3,241 |
| October | 1,608 | 1,906 | |
| November | 2,091 | 2,498 | |
| December | 2,744 | 2,813 | |
| January | 2,849 | 3,170 | |
| February | 3,480 | 3,527 | |
| March | 3,753 | 3,905 | |
| April | 3,963 | 3,940 | |
| May | 4,012 | 4,028 | |
| June | 4,028 | 4,028 | |

QUANTITY METRICS (rolling 12 month period)

| | Contract Quantity | Contract Base Number | Contract * | Area Team | Region | England |
|----------------------------------------------------------------------------------|-------------------|----------------------|------------|-----------|--------|---------|
| % of all assessments that were assess and fit appliances (case starts) | 278 | 559 | 49.7% | 64.2% | 58.9% | 57.9% |
| % of all assessments that were assess and refuse | 69 | 559 | 12.3% | 13.6% | 14.9% | 12.4% |
| % of all assessments that were assess and review | 212 | 559 | 37.9% | 22.2% | 26.3% | 29.7% |
| % of case starts with a reported IOTN of 3 and Aesthetic Component of 5 or below | 0 | 278 | N/A | 0.2% | 0.1% | 0.1% |
| % of case starts with a reported IOTN of 3 and Aesthetic Component of 6 or above | 55 | 278 | 19.8% | 5.9% | 6.1% | 4.0% |
| % of case starts with a reported IOTN of 4 | 166 | 278 | 59.7% | 73.7% | 78.5% | 78.0% |
| % of case starts with a reported IOTN of 5 | 54 | 278 | 19.4% | 15.0% | 13.7% | 16.6 % |
| % of concluded courses in receipt of dual-arch fixed appliances | 128 | 147 | 87.1% | 75.5% | 78.8% | 74.0% |
| % of concluded courses where treatment was abandoned or discontinued | 14 | 147 | 9.5% | 6.9% | 6.9% | 8.5% |
| % of patients satisfied with the treatment they have received | 2 | 2 | 100.0% | 92.3% | 93.5% | 95.5% |

* Figures in italics indicate that the base number is less than 100.

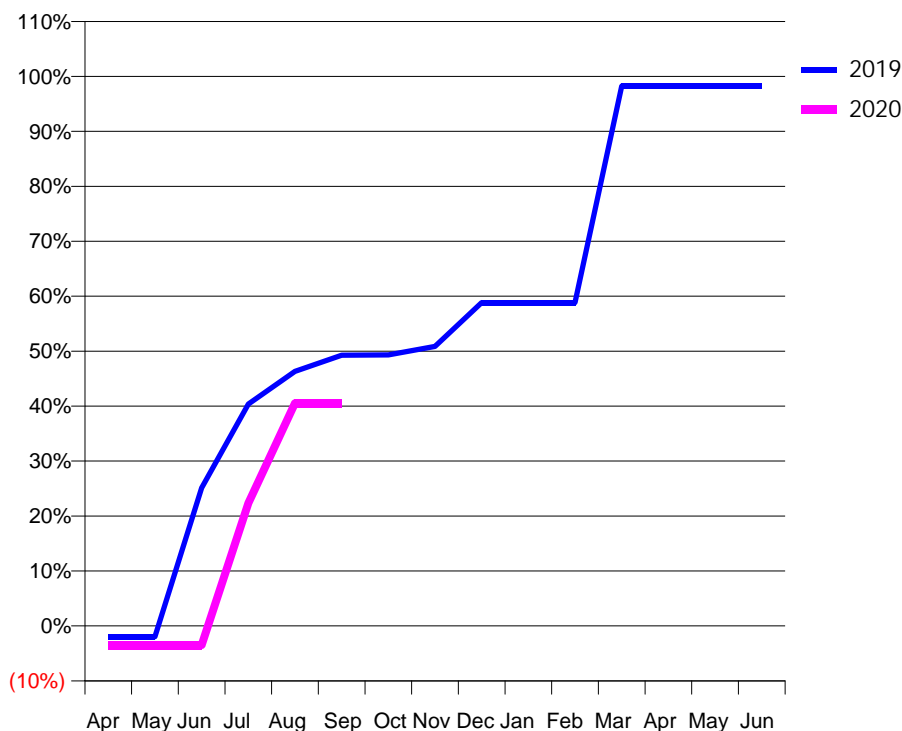
Q62 - Vital Signs Orthodontic At a Glance Contract Report for 913073/0001 - September 2019

| | | | |
|----------------------|---------------|---------------------------------------------|------------|
| Name or company name | MISS SJ BURNS | 19/20 Contracted general activity (UDA) | 0 |
| Contract type name | PDS Contract | Carry forward general activity (UDA) | 0 |
| Purpose of contract | Orthodontic | 19/20 Contracted orthodontic activity (UOA) | 711 |
| Contract start date | 01/04/2006 | Carry forward orthodontic activity (UOA) | 25 |
| Contract end date | 30/09/2019 | Baseline contract value | £58,157.32 |

| ACCESS | Contract | England and Wales |
|----------------------------------------------|----------|-------------------|
| 24 month ratio of assessments to patient IDs | 1.13 | 1.07 |

| ACTIVITY | Contract |
|-------------------------------------------------------------------------------------------|----------|
| Contract assess and fit appliances (case starts) as a percentage of Area Team case starts | 0.7 % |

Cumulative percentage of contracted UOA delivered 2019 & 2020



| Month | Adjusted Scheduled Activity (UOA) | | |
|-----------|-----------------------------------|-------|------|
| | 2018 | 2019 | 2020 |
| April | 28 | -28 | -25 |
| May | 102 | -28 | -25 |
| June | 147 | 357 | -25 |
| July | 221 | 574 | 159 |
| August | 263 | 658 | 288 |
| September | 285 | 700 | 288 |
| October | 329 | 701 | |
| November | 404 | 723 | |
| December | 566 | 836 | |
| January | 885 | 836 | |
| February | 1,053 | 836 | |
| March | 1,223 | 1,396 | |
| April | 1,223 | 1,396 | |
| May | 1,393 | 1,396 | |
| June | 1,393 | 1,396 | |

QUANTITY METRICS (rolling 12 month period)

| | Contract Quantity | Contract Base Number | Contract * | Area Team | Region | England |
|----------------------------------------------------------------------------------|-------------------|----------------------|------------|-----------|--------|---------|
| % of all assessments that were assess and fit appliances (case starts) | 48 | 87 | 55.2% | 64.2% | 58.9% | 57.9% |
| % of all assessments that were assess and refuse | 6 | 87 | 6.9% | 13.6% | 14.9% | 12.4% |
| % of all assessments that were assess and review | 33 | 87 | 37.9% | 22.2% | 26.3% | 29.7% |
| % of case starts with a reported IOTN of 3 and Aesthetic Component of 5 or below | 0 | 48 | <i>N/A</i> | 0.2% | 0.1% | 0.1% |
| % of case starts with a reported IOTN of 3 and Aesthetic Component of 6 or above | 10 | 48 | 20.8% | 5.9% | 6.1% | 4.0% |
| % of case starts with a reported IOTN of 4 | 30 | 48 | 62.5% | 73.7% | 78.5% | 78.0% |
| % of case starts with a reported IOTN of 5 | 6 | 48 | 12.5% | 15.0% | 13.7% | 16.6% |
| % of concluded courses in receipt of dual-arch fixed appliances | 0 | 28 | <i>N/A</i> | 75.5% | 78.8% | 74.0% |
| % of concluded courses where treatment was abandoned or discontinued | 10 | 28 | 35.7% | 6.9% | 6.9% | 8.5% |
| % of patients satisfied with the treatment they have received | 0 | 0 | <i>N/A</i> | 92.3% | 93.5% | 95.5% |

* Figures in italics indicate that the base number is less than 100.

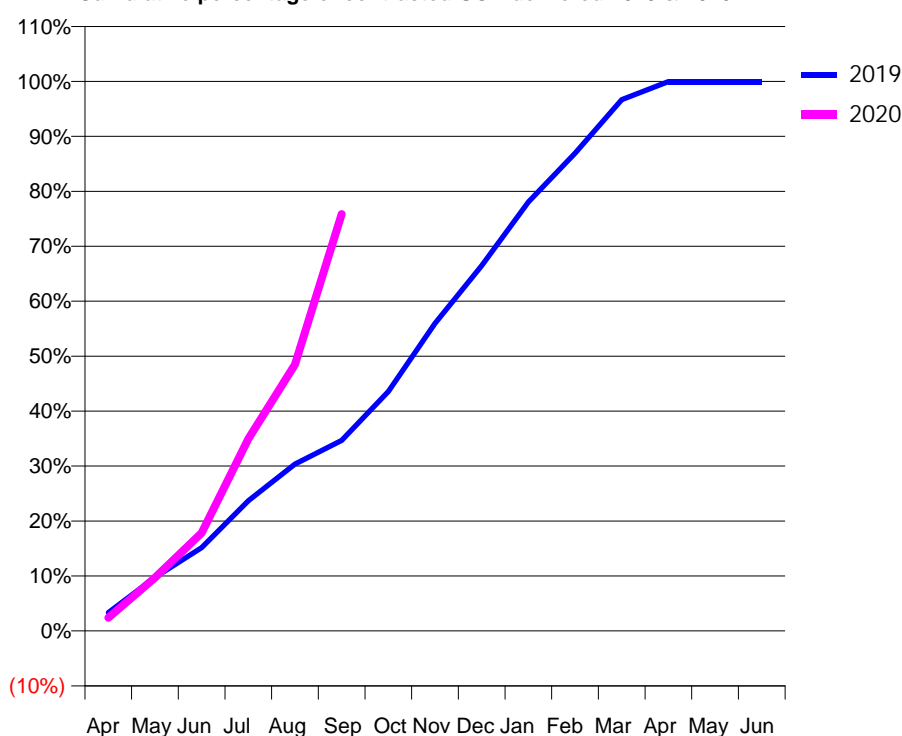
Q62 - Vital Signs Orthodontic At a Glance Contract Report for 919284/0001 - September 2019

| | | | |
|----------------------|------------------|---------------------------------------------|---------------|
| Name or company name | MR M ALIMADADIAN | 19/20 Contracted general activity (UDA) | 0 |
| Contract type name | PDS Contract | Carry forward general activity (UDA) | 0 |
| Purpose of contract | Orthodontic | 19/20 Contracted orthodontic activity (UOA) | 18,684 |
| Contract start date | 01/04/2006 | Carry forward orthodontic activity (UOA) | 6 |
| Contract end date | 31/12/2019 | Baseline contract value | £1,254,033.57 |

| ACCESS | Contract | England and Wales |
|----------------------------------------------|----------|-------------------|
| 24 month ratio of assessments to patient IDs | 1.00 | 1.07 |

| ACTIVITY | Contract |
|-------------------------------------------------------------------------------------------|----------|
| Contract assess and fit appliances (case starts) as a percentage of Area Team case starts | 19.9 % |

Cumulative percentage of contracted UOA delivered 2019 & 2020



| Month | Adjusted Scheduled Activity (UOA) | | |
|-----------|-----------------------------------|--------|--------|
| | 2018 | 2019 | 2020 |
| April | 1,611 | 829 | 451 |
| May | 3,061 | 2,425 | 1,813 |
| June | 4,776 | 3,775 | 3,337 |
| July | 7,675 | 5,901 | 6,532 |
| August | 9,748 | 7,564 | 9,055 |
| September | 11,802 | 8,636 | 14,171 |
| October | 13,708 | 10,853 | |
| November | 16,228 | 13,935 | |
| December | 17,843 | 16,559 | |
| January | 18,998 | 19,445 | |
| February | 21,959 | 21,653 | |
| March | 24,101 | 24,083 | |
| April | 24,920 | 24,905 | |
| May | 24,920 | 24,905 | |
| June | 24,920 | 24,905 | |

QUANTITY METRICS (rolling 12 month period)

| | Contract Quantity | Contract Base Number | Contract * | Area Team | Region | England |
|----------------------------------------------------------------------------------|-------------------|----------------------|------------|-----------|--------|---------|
| % of all assessments that were assess and fit appliances (case starts) | 1,436 | 2,132 | 67.4% | 64.2% | 58.9% | 57.9% |
| % of all assessments that were assess and refuse | 410 | 2,132 | 19.2% | 13.6% | 14.9% | 12.4% |
| % of all assessments that were assess and review | 286 | 2,132 | 13.4% | 22.2% | 26.3% | 29.7% |
| % of case starts with a reported IOTN of 3 and Aesthetic Component of 5 or below | 4 | 1,436 | 0.3% | 0.2% | 0.1% | 0.1% |
| % of case starts with a reported IOTN of 3 and Aesthetic Component of 6 or above | 64 | 1,436 | 4.5% | 5.9% | 6.1% | 4.0% |
| % of case starts with a reported IOTN of 4 | 1,117 | 1,436 | 77.8% | 73.7% | 78.5% | 78.0% |
| % of case starts with a reported IOTN of 5 | 228 | 1,436 | 15.9% | 15.0% | 13.7% | 16.6 % |
| % of concluded courses in receipt of dual-arch fixed appliances | 780 | 865 | 90.2% | 75.5% | 78.8% | 74.0% |
| % of concluded courses where treatment was abandoned or discontinued | 69 | 865 | 8.0% | 6.9% | 6.9% | 8.5% |
| % of patients satisfied with the treatment they have received | 3 | 3 | 100.0% | 92.3% | 93.5% | 95.5% |

* Figures in italics indicate that the base number is less than 100.

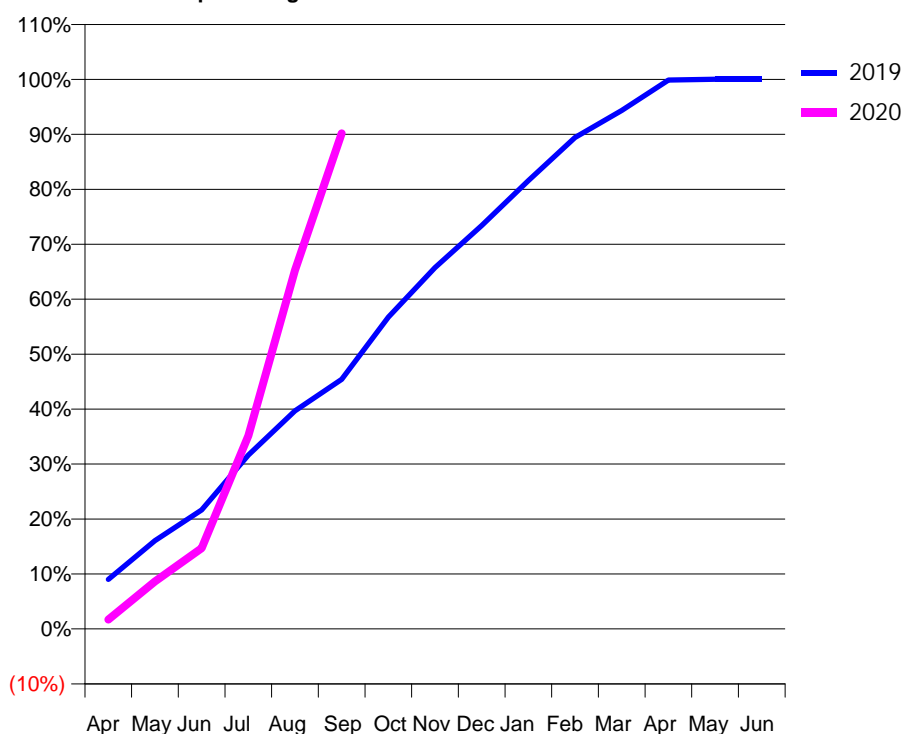
Q62 - Vital Signs Orthodontic At a Glance Contract Report for 919284/0002 - September 2019

| | | | |
|----------------------|-------------------------|---------------------------------------------|-------------|
| Name or company name | MR M ALIMADADIAN | 19/20 Contracted general activity (UDA) | 0 |
| Contract type name | PDS Contract | Carry forward general activity (UDA) | 0 |
| Purpose of contract | General and Orthodontic | 19/20 Contracted orthodontic activity (UOA) | 12,674 |
| Contract start date | 01/04/2006 | Carry forward orthodontic activity (UOA) | -1 |
| Contract end date | 30/09/2019 | Baseline contract value | £868,201.69 |

| ACCESS | Contract | England and Wales |
|----------------------------------------------|----------|-------------------|
| 24 month ratio of assessments to patient IDs | 1.00 | 1.07 |

| ACTIVITY | Contract |
|-------------------------------------------------------------------------------------------|----------|
| Contract assess and fit appliances (case starts) as a percentage of Area Team case starts | 13.4 % |

Cumulative percentage of contracted UOA delivered 2019 & 2020



| Month | Adjusted Scheduled Activity (UOA) | | |
|-----------|-----------------------------------|--------|--------|
| | 2018 | 2019 | 2020 |
| April | 747 | 1,529 | 218 |
| May | 1,593 | 2,721 | 1,097 |
| June | 2,778 | 3,670 | 1,863 |
| July | 4,888 | 5,360 | 4,459 |
| August | 6,246 | 6,725 | 8,268 |
| September | 7,598 | 7,698 | 11,430 |
| October | 9,262 | 9,616 | |
| November | 10,868 | 11,143 | |
| December | 12,149 | 12,438 | |
| January | 13,226 | 13,825 | |
| February | 15,053 | 15,153 | |
| March | 16,565 | 15,987 | |
| April | 16,965 | 16,927 | |
| May | 16,965 | 16,949 | |
| June | 16,965 | 16,949 | |

QUANTITY METRICS (rolling 12 month period)

| | Contract Quantity | Contract Base Number | Contract * | Area Team | Region | England |
|----------------------------------------------------------------------------------|-------------------|----------------------|------------|-----------|--------|---------|
| % of all assessments that were assess and fit appliances (case starts) | 972 | 1,567 | 62.0% | 64.2% | 58.9% | 57.9% |
| % of all assessments that were assess and refuse | 388 | 1,567 | 24.8% | 13.6% | 14.9% | 12.4% |
| % of all assessments that were assess and review | 207 | 1,567 | 13.2% | 22.2% | 26.3% | 29.7% |
| % of case starts with a reported IOTN of 3 and Aesthetic Component of 5 or below | 3 | 972 | 0.3% | 0.2% | 0.1% | 0.1% |
| % of case starts with a reported IOTN of 3 and Aesthetic Component of 6 or above | 78 | 972 | 8.0% | 5.9% | 6.1% | 4.0% |
| % of case starts with a reported IOTN of 4 | 744 | 972 | 76.5% | 73.7% | 78.5% | 78.0% |
| % of case starts with a reported IOTN of 5 | 131 | 972 | 13.5% | 15.0% | 13.7% | 16.6 % |
| % of concluded courses in receipt of dual-arch fixed appliances | 495 | 554 | 89.4% | 75.5% | 78.8% | 74.0% |
| % of concluded courses where treatment was abandoned or discontinued | 43 | 554 | 7.8% | 6.9% | 6.9% | 8.5% |
| % of patients satisfied with the treatment they have received | 2 | 2 | 100.0% | 92.3% | 93.5% | 95.5% |

* Figures in italics indicate that the base number is less than 100.

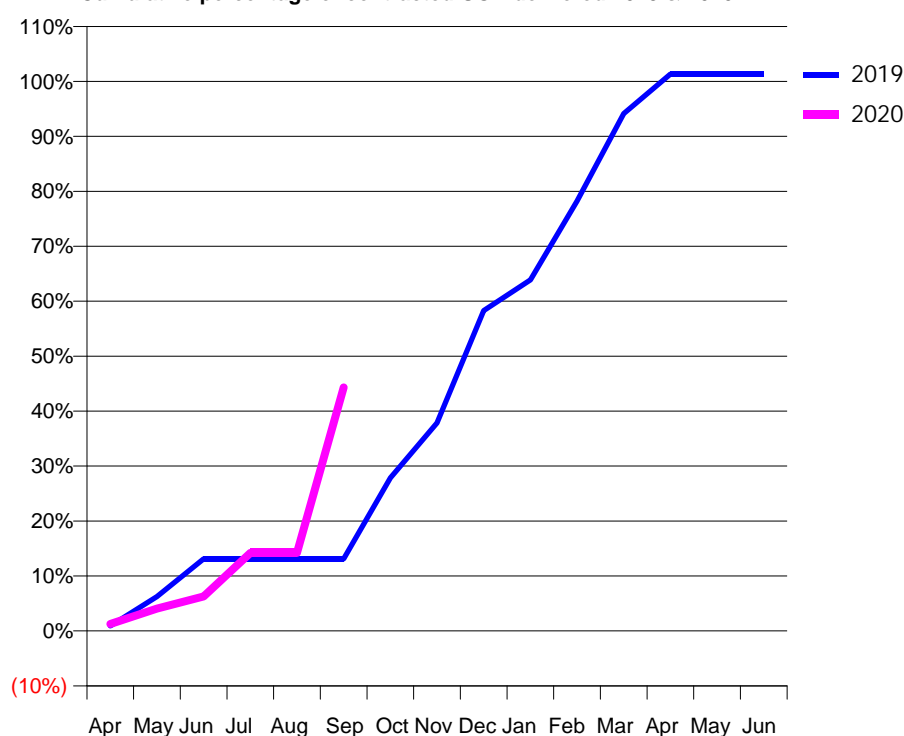
Q62 - Vital Signs Orthodontic At a Glance Contract Report for 925152/0003 - September 2019

| | | | |
|----------------------|---------------|---------------------------------------------|-------------|
| Name or company name | MR GP MANCINI | 19/20 Contracted general activity (UDA) | 0 |
| Contract type name | PDS Contract | Carry forward general activity (UDA) | 0 |
| Purpose of contract | Orthodontic | 19/20 Contracted orthodontic activity (UOA) | 4,698 |
| Contract start date | 01/04/2006 | Carry forward orthodontic activity (UOA) | -55 |
| Contract end date | 30/09/2019 | Baseline contract value | £315,340.15 |

| ACCESS | Contract | England and Wales |
|----------------------------------------------|----------|-------------------|
| 24 month ratio of assessments to patient IDs | 1.03 | 1.07 |

| ACTIVITY | Contract |
|-------------------------------------------------------------------------------------------|----------|
| Contract assess and fit appliances (case starts) as a percentage of Area Team case starts | 3.7 % |

Cumulative percentage of contracted UOA delivered 2019 & 2020



| Month | Adjusted Scheduled Activity (UOA) | | |
|-----------|-----------------------------------|-------|-------|
| | 2018 | 2019 | 2020 |
| April | -71 | 39 | 60 |
| May | 4 | 259 | 191 |
| June | 178 | 544 | 295 |
| July | 335 | 544 | 667 |
| August | 559 | 544 | 667 |
| September | 645 | 544 | 2,081 |
| October | 751 | 1,156 | |
| November | 1,048 | 1,569 | |
| December | 1,326 | 2,416 | |
| January | 2,025 | 2,649 | |
| February | 2,428 | 3,242 | |
| March | 3,899 | 3,903 | |
| April | 4,034 | 4,201 | |
| May | 4,185 | 4,201 | |
| June | 4,185 | 4,201 | |

QUANTITY METRICS (rolling 12 month period)

| | Contract Quantity | Contract Base Number | Contract * | Area Team | Region | England |
|----------------------------------------------------------------------------------|-------------------|----------------------|------------|-----------|--------|---------|
| % of all assessments that were assess and fit appliances (case starts) | 269 | 376 | 71.5% | 64.2% | 58.9% | 57.9% |
| % of all assessments that were assess and refuse | 37 | 376 | 9.8% | 13.6% | 14.9% | 12.4% |
| % of all assessments that were assess and review | 70 | 376 | 18.6% | 22.2% | 26.3% | 29.7% |
| % of case starts with a reported IOTN of 3 and Aesthetic Component of 5 or below | 1 | 269 | 0.4% | 0.2% | 0.1% | 0.1% |
| % of case starts with a reported IOTN of 3 and Aesthetic Component of 6 or above | 18 | 269 | 6.7% | 5.9% | 6.1% | 4.0% |
| % of case starts with a reported IOTN of 4 | 194 | 269 | 72.1% | 73.7% | 78.5% | 78.0% |
| % of case starts with a reported IOTN of 5 | 56 | 269 | 20.8% | 15.0% | 13.7% | 16.6 % |
| % of concluded courses in receipt of dual-arch fixed appliances | 33 | 166 | 19.9% | 75.5% | 78.8% | 74.0% |
| % of concluded courses where treatment was abandoned or discontinued | 2 | 166 | 1.2% | 6.9% | 6.9% | 8.5% |
| % of patients satisfied with the treatment they have received | 0 | 0 | N/A | 92.3% | 93.5% | 95.5% |

* Figures in italics indicate that the base number is less than 100.

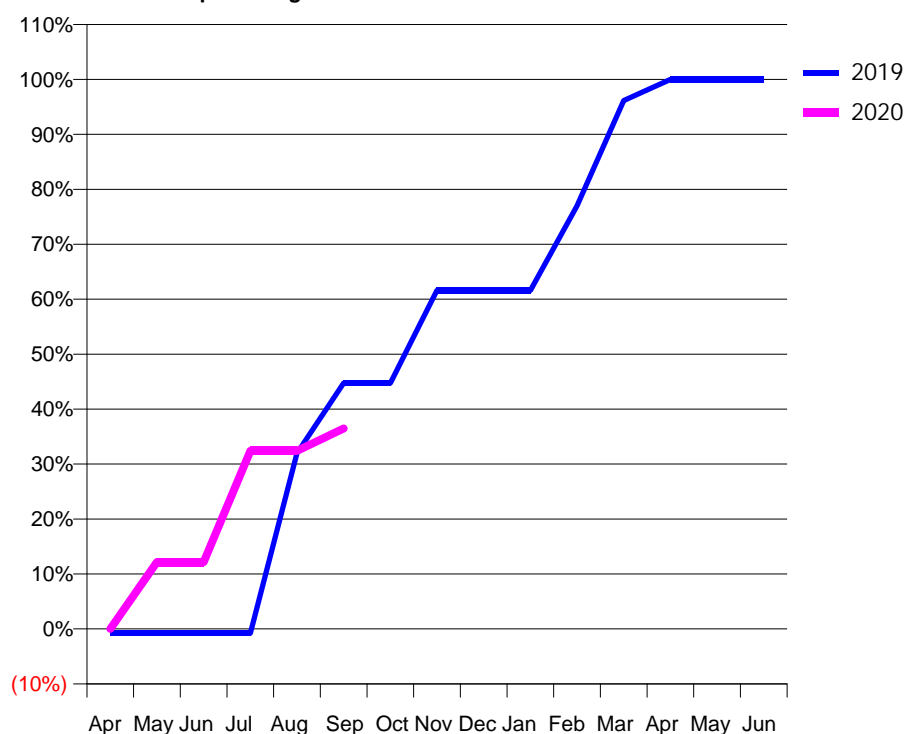
Q62 - Vital Signs Orthodontic At a Glance Contract Report for 925152/0005 - September 2019

| | | | |
|----------------------|---------------|---------------------------------------------|-------------|
| Name or company name | MR GP MANCINI | 19/20 Contracted general activity (UDA) | 0 |
| Contract type name | PDS Contract | Carry forward general activity (UDA) | 0 |
| Purpose of contract | Orthodontic | 19/20 Contracted orthodontic activity (UOA) | 2,070 |
| Contract start date | 01/04/2006 | Carry forward orthodontic activity (UOA) | 0 |
| Contract end date | 30/09/2019 | Baseline contract value | £138,929.58 |

| ACCESS | Contract | England and Wales |
|----------------------------------------------|----------|-------------------|
| 24 month ratio of assessments to patient IDs | 1.05 | 1.07 |

| ACTIVITY | Contract |
|-------------------------------------------------------------------------------------------|----------|
| Contract assess and fit appliances (case starts) as a percentage of Area Team case starts | 1.9 % |

Cumulative percentage of contracted UOA delivered 2019 & 2020



| Month | Adjusted Scheduled Activity (UOA) | | |
|-----------|-----------------------------------|-------|------|
| | 2018 | 2019 | 2020 |
| April | -1 | -33 | 0 |
| May | -1 | -33 | 252 |
| June | -1 | -33 | 252 |
| July | -1 | -33 | 671 |
| August | 22 | 1,324 | 671 |
| September | 22 | 1,853 | 755 |
| October | 22 | 1,853 | |
| November | 2,162 | 2,550 | |
| December | 2,184 | 2,550 | |
| January | 2,688 | 2,550 | |
| February | 3,371 | 3,187 | |
| March | 3,792 | 3,981 | |
| April | 4,107 | 4,140 | |
| May | 4,107 | 4,140 | |
| June | 4,107 | 4,140 | |

QUANTITY METRICS (rolling 12 month period)

| | Contract Quantity | Contract Base Number | Contract * | Area Team | Region | England |
|----------------------------------------------------------------------------------|-------------------|----------------------|------------|-----------|--------|---------|
| % of all assessments that were assess and fit appliances (case starts) | 140 | 276 | 50.7% | 64.2% | 58.9% | 57.9% |
| % of all assessments that were assess and refuse | 43 | 276 | 15.6% | 13.6% | 14.9% | 12.4% |
| % of all assessments that were assess and review | 93 | 276 | 33.7% | 22.2% | 26.3% | 29.7% |
| % of case starts with a reported IOTN of 3 and Aesthetic Component of 5 or below | 0 | 140 | N/A | 0.2% | 0.1% | 0.1% |
| % of case starts with a reported IOTN of 3 and Aesthetic Component of 6 or above | 6 | 140 | 4.3% | 5.9% | 6.1% | 4.0% |
| % of case starts with a reported IOTN of 4 | 100 | 140 | 71.4% | 73.7% | 78.5% | 78.0% |
| % of case starts with a reported IOTN of 5 | 34 | 140 | 24.3% | 15.0% | 13.7% | 16.6 % |
| % of concluded courses in receipt of dual-arch fixed appliances | 114 | 122 | 93.4% | 75.5% | 78.8% | 74.0% |
| % of concluded courses where treatment was abandoned or discontinued | 3 | 122 | 2.5% | 6.9% | 6.9% | 8.5% |
| % of patients satisfied with the treatment they have received | 0 | 0 | N/A | 92.3% | 93.5% | 95.5% |

* Figures in italics indicate that the base number is less than 100.

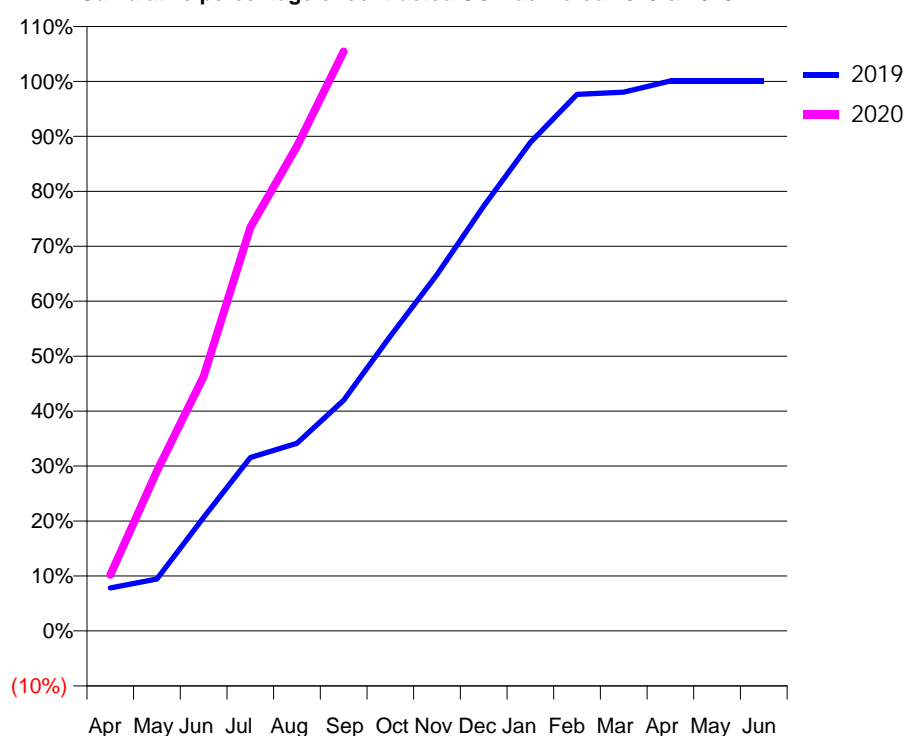
Q62 - Vital Signs Orthodontic At a Glance Contract Report for 959847/0001 - September 2019

| | | | |
|----------------------|--------------|---------------------------------------------|-------------|
| Name or company name | MR AY LAM | 19/20 Contracted general activity (UDA) | 0 |
| Contract type name | PDS Contract | Carry forward general activity (UDA) | 0 |
| Purpose of contract | Orthodontic | 19/20 Contracted orthodontic activity (UOA) | 2,558 |
| Contract start date | 01/10/2008 | Carry forward orthodontic activity (UOA) | -5 |
| Contract end date | 30/09/2019 | Baseline contract value | £168,793.85 |

| ACCESS | Contract | England and Wales |
|----------------------------------------------|----------|-------------------|
| 24 month ratio of assessments to patient IDs | 1.01 | 1.07 |

| ACTIVITY | Contract |
|-------------------------------------------------------------------------------------------|----------|
| Contract assess and fit appliances (case starts) as a percentage of Area Team case starts | 3.7 % |

Cumulative percentage of contracted UOA delivered 2019 & 2020



| Month | Adjusted Scheduled Activity (UOA) | | |
|-----------|-----------------------------------|-------|-------|
| | 2018 | 2019 | 2020 |
| April | 270 | 400 | 261 |
| May | 862 | 484 | 744 |
| June | 1,265 | 1,057 | 1,185 |
| July | 1,832 | 1,614 | 1,878 |
| August | 2,525 | 1,747 | 2,256 |
| September | 2,844 | 2,147 | 2,697 |
| October | 3,537 | 2,746 | |
| November | 3,831 | 3,318 | |
| December | 4,381 | 3,955 | |
| January | 4,465 | 4,548 | |
| February | 4,868 | 4,995 | |
| March | 5,141 | 5,016 | |
| April | 5,288 | 5,121 | |
| May | 5,288 | 5,121 | |
| June | 5,288 | 5,121 | |

QUANTITY METRICS (rolling 12 month period)

| | Contract Quantity | Contract Base Number | Contract * | Area Team | Region | England |
|----------------------------------------------------------------------------------|-------------------|----------------------|------------|-----------|--------|---------|
| % of all assessments that were assess and fit appliances (case starts) | 270 | 304 | 88.8% | 64.2% | 58.9% | 57.9% |
| % of all assessments that were assess and refuse | 16 | 304 | 5.3% | 13.6% | 14.9% | 12.4% |
| % of all assessments that were assess and review | 18 | 304 | 5.9% | 22.2% | 26.3% | 29.7% |
| % of case starts with a reported IOTN of 3 and Aesthetic Component of 5 or below | 0 | 270 | N/A | 0.2% | 0.1% | 0.1% |
| % of case starts with a reported IOTN of 3 and Aesthetic Component of 6 or above | 11 | 270 | 4.1% | 5.9% | 6.1% | 4.0% |
| % of case starts with a reported IOTN of 4 | 207 | 270 | 76.7% | 73.7% | 78.5% | 78.0% |
| % of case starts with a reported IOTN of 5 | 51 | 270 | 18.9% | 15.0% | 13.7% | 16.6% |
| % of concluded courses in receipt of dual-arch fixed appliances | 188 | 204 | 92.2% | 75.5% | 78.8% | 74.0% |
| % of concluded courses where treatment was abandoned or discontinued | 4 | 204 | 2.0% | 6.9% | 6.9% | 8.5% |
| % of patients satisfied with the treatment they have received | 0 | 0 | N/A | 92.3% | 93.5% | 95.5% |

* Figures in italics indicate that the base number is less than 100.

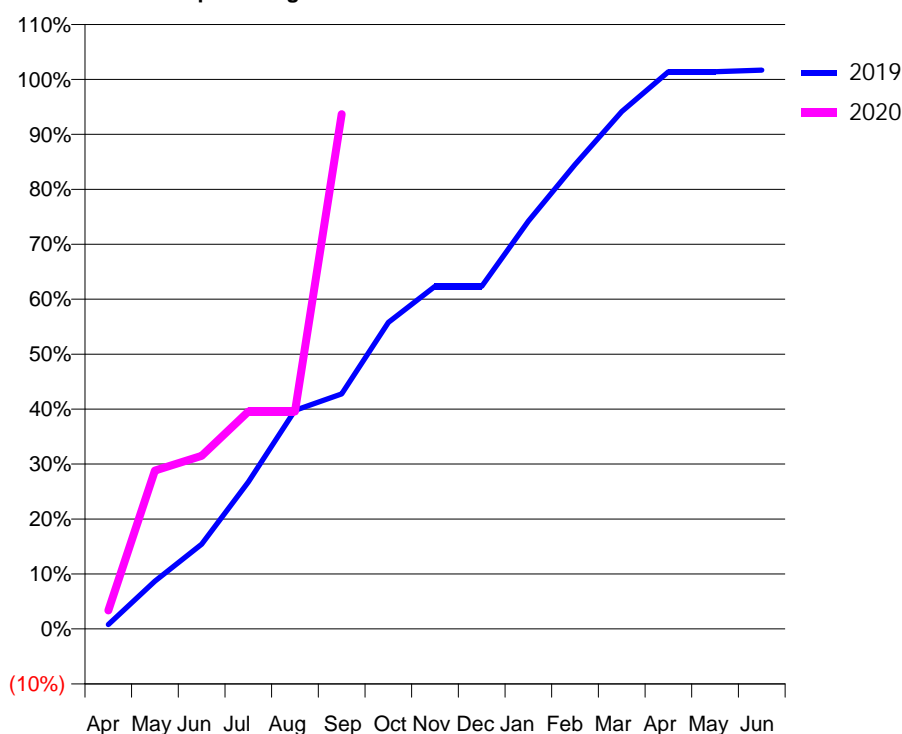
Q63 - Vital Signs Orthodontic At a Glance Contract Report for 111732/0001 - September 2019

| | | | |
|----------------------|--------------------------------|---------------------------------------------|-------------|
| Name or company name | Richmond Hill Orthodontics Ltd | 19/20 Contracted general activity (UDA) | 0 |
| Contract type name | PDS Contract | Carry forward general activity (UDA) | 0 |
| Purpose of contract | Orthodontic | 19/20 Contracted orthodontic activity (UOA) | 3,907 |
| Contract start date | 31/10/2014 | Carry forward orthodontic activity (UOA) | -131 |
| Contract end date | 30/09/2019 | Baseline contract value | £263,049.10 |

| ACCESS | Contract | England and Wales |
|----------------------------------------------|----------|-------------------|
| 24 month ratio of assessments to patient IDs | 1.00 | 1.07 |

| ACTIVITY | Contract |
|-------------------------------------------------------------------------------------------|----------|
| Contract assess and fit appliances (case starts) as a percentage of Area Team case starts | 4.0 % |

Cumulative percentage of contracted UOA delivered 2019 & 2020



| Month | Adjusted Scheduled Activity (UOA) | | |
|-----------|-----------------------------------|-------|-------|
| | 2018 | 2019 | 2020 |
| April | 210 | 63 | 131 |
| May | 882 | 680 | 1,126 |
| June | 1,459 | 1,205 | 1,231 |
| July | 2,139 | 2,091 | 1,546 |
| August | 2,454 | 3,107 | 1,546 |
| September | 3,642 | 3,342 | 3,660 |
| October | 4,213 | 4,358 | |
| November | 4,838 | 4,870 | |
| December | 4,838 | 4,870 | |
| January | 6,104 | 5,798 | |
| February | 6,805 | 6,600 | |
| March | 7,645 | 7,356 | |
| April | 7,876 | 7,923 | |
| May | 7,876 | 7,923 | |
| June | 7,876 | 7,944 | |

QUANTITY METRICS (rolling 12 month period)

| | Contract Quantity | Contract Base Number | Contract * | Area Team | Region | England |
|----------------------------------------------------------------------------------|-------------------|----------------------|------------|-----------|--------|---------|
| % of all assessments that were assess and fit appliances (case starts) | 396 | 396 | 100.0% | 54.6% | 58.9% | 57.9% |
| % of all assessments that were assess and refuse | 0 | 396 | 0.0% | 12.7% | 14.9% | 12.4% |
| % of all assessments that were assess and review | 0 | 396 | 0.0% | 32.7% | 26.3% | 29.7% |
| % of case starts with a reported IOTN of 3 and Aesthetic Component of 5 or below | 0 | 396 | N/A | 0.1% | 0.1% | 0.1% |
| % of case starts with a reported IOTN of 3 and Aesthetic Component of 6 or above | 15 | 396 | 3.8% | 5.7% | 6.1% | 4.0% |
| % of case starts with a reported IOTN of 4 | 328 | 396 | 82.8% | 80.1% | 78.5% | 78.0% |
| % of case starts with a reported IOTN of 5 | 52 | 396 | 13.1% | 13.2% | 13.7% | 16.6 % |
| % of concluded courses in receipt of dual-arch fixed appliances | 94 | 355 | 26.5% | 74.6% | 78.8% | 74.0% |
| % of concluded courses where treatment was abandoned or discontinued | 9 | 355 | 2.5% | 6.8% | 6.9% | 8.5% |
| % of patients satisfied with the treatment they have received | 1 | 1 | 100.0% | 100.0% | 93.5% | 95.5% |

* Figures in italics indicate that the base number is less than 100.

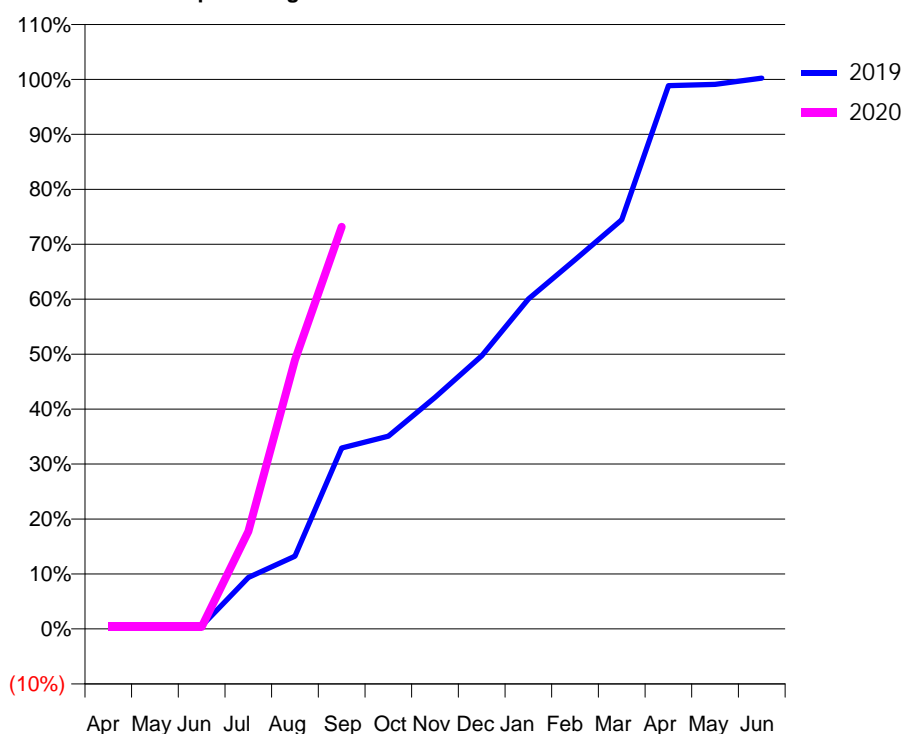
Q63 - Vital Signs Orthodontic At a Glance Contract Report for 115681/0002 - September 2019

| | | | |
|----------------------|-----------------------------|---------------------------------------------|-------------|
| Name or company name | Bateman, Knight & McConnell | 19/20 Contracted general activity (UDA) | 0 |
| Contract type name | PDS Contract | Carry forward general activity (UDA) | 0 |
| Purpose of contract | Orthodontic | 19/20 Contracted orthodontic activity (UOA) | 1,819 |
| Contract start date | 01/04/2011 | Carry forward orthodontic activity (UOA) | -7 |
| Contract end date | 30/09/2019 | Baseline contract value | £124,971.19 |

| ACCESS | Contract | England and Wales |
|----------------------------------------------|----------|-------------------|
| 24 month ratio of assessments to patient IDs | 1.06 | 1.07 |

| ACTIVITY | Contract |
|-------------------------------------------------------------------------------------------|----------|
| Contract assess and fit appliances (case starts) as a percentage of Area Team case starts | 1.7 % |

Cumulative percentage of contracted UOA delivered 2019 & 2020



| Month | Adjusted Scheduled Activity (UOA) | | |
|-----------|-----------------------------------|-------|-------|
| | 2018 | 2019 | 2020 |
| April | 34 | 20 | 7 |
| May | 34 | 20 | 7 |
| June | 157 | 20 | 7 |
| July | 158 | 341 | 323 |
| August | 782 | 482 | 890 |
| September | 1,278 | 1,198 | 1,331 |
| October | 1,375 | 1,276 | |
| November | 1,498 | 1,533 | |
| December | 1,810 | 1,808 | |
| January | 1,976 | 2,184 | |
| February | 2,143 | 2,444 | |
| March | 2,904 | 2,708 | |
| April | 3,625 | 3,596 | |
| May | 3,658 | 3,605 | |
| June | 3,658 | 3,645 | |

QUANTITY METRICS (rolling 12 month period)

| | Contract Quantity | Contract Base Number | Contract * | Area Team | Region | England |
|----------------------------------------------------------------------------------|-------------------|----------------------|------------|-----------|--------|---------|
| % of all assessments that were assess and fit appliances (case starts) | 172 | 396 | 43.4% | 54.6% | 58.9% | 57.9% |
| % of all assessments that were assess and refuse | 19 | 396 | 4.8% | 12.7% | 14.9% | 12.4% |
| % of all assessments that were assess and review | 205 | 396 | 51.8% | 32.7% | 26.3% | 29.7% |
| % of case starts with a reported IOTN of 3 and Aesthetic Component of 5 or below | 0 | 172 | N/A | 0.1% | 0.1% | 0.1% |
| % of case starts with a reported IOTN of 3 and Aesthetic Component of 6 or above | 20 | 172 | 11.6% | 5.7% | 6.1% | 4.0% |
| % of case starts with a reported IOTN of 4 | 126 | 172 | 73.3% | 80.1% | 78.5% | 78.0% |
| % of case starts with a reported IOTN of 5 | 20 | 172 | 11.6% | 13.2% | 13.7% | 16.6 % |
| % of concluded courses in receipt of dual-arch fixed appliances | 79 | 96 | 82.3% | 74.6% | 78.8% | 74.0% |
| % of concluded courses where treatment was abandoned or discontinued | 2 | 96 | 2.1% | 6.8% | 6.9% | 8.5% |
| % of patients satisfied with the treatment they have received | 1 | 1 | 100.0% | 100.0% | 93.5% | 95.5% |

* Figures in italics indicate that the base number is less than 100.

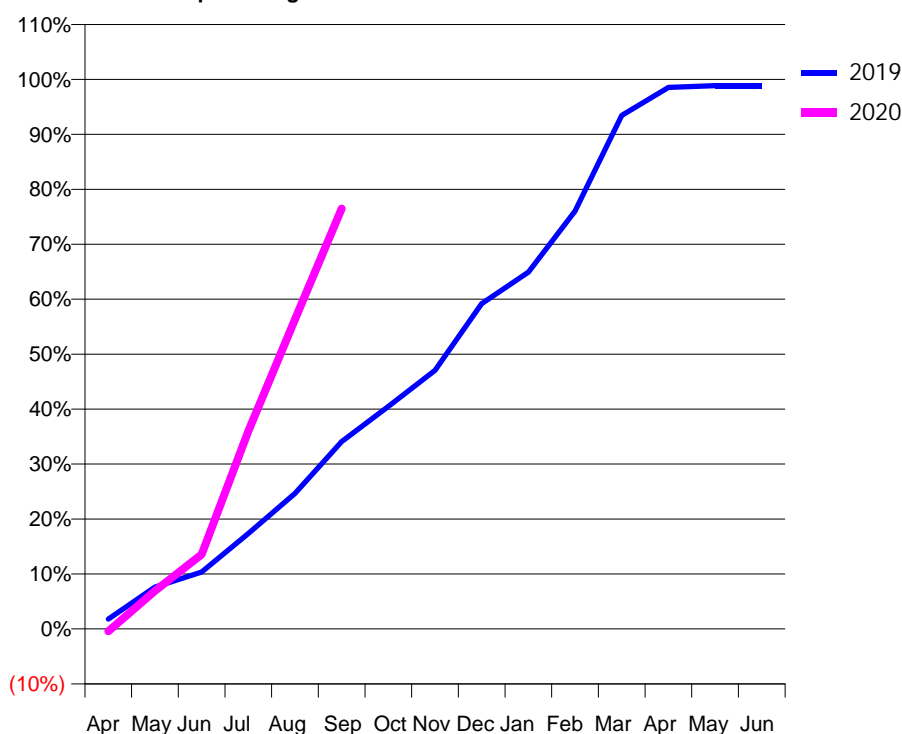
Q63 - Vital Signs Orthodontic At a Glance Contract Report for 117323/0001 - September 2019

| | | | |
|----------------------|--------------------------------|---------------------------------------------|-------------|
| Name or company name | Wimbledon Orthodontic Practice | 19/20 Contracted general activity (UDA) | 0 |
| Contract type name | PDS Contract | Carry forward general activity (UDA) | 0 |
| Purpose of contract | Orthodontic | 19/20 Contracted orthodontic activity (UOA) | 3,203 |
| Contract start date | 28/02/2008 | Carry forward orthodontic activity (UOA) | 73 |
| Contract end date | 30/09/2019 | Baseline contract value | £220,776.84 |

| ACCESS | Contract | England and Wales |
|----------------------------------------------|----------|-------------------|
| 24 month ratio of assessments to patient IDs | 1.01 | 1.07 |

| ACTIVITY | Contract |
|-------------------------------------------------------------------------------------------|----------|
| Contract assess and fit appliances (case starts) as a percentage of Area Team case starts | 3.1 % |

Cumulative percentage of contracted UOA delivered 2019 & 2020



| Month | Adjusted Scheduled Activity (UOA) | | |
|-----------|-----------------------------------|-------|-------|
| | 2018 | 2019 | 2020 |
| April | 235 | 114 | -14 |
| May | 533 | 489 | 222 |
| June | 814 | 663 | 434 |
| July | 1,341 | 1,112 | 1,154 |
| August | 1,933 | 1,579 | 1,804 |
| September | 2,122 | 2,183 | 2,450 |
| October | 2,598 | 2,594 | |
| November | 3,087 | 3,014 | |
| December | 4,093 | 3,793 | |
| January | 4,573 | 4,159 | |
| February | 5,723 | 4,869 | |
| March | 6,373 | 5,985 | |
| April | 6,457 | 6,312 | |
| May | 6,499 | 6,333 | |
| June | 6,499 | 6,333 | |

QUANTITY METRICS (rolling 12 month period)

| | Contract Quantity | Contract Base Number | Contract * | Area Team | Region | England |
|----------------------------------------------------------------------------------|-------------------|----------------------|------------|-----------|--------|---------|
| % of all assessments that were assess and fit appliances (case starts) | 311 | 810 | 38.4% | 54.6% | 58.9% | 57.9% |
| % of all assessments that were assess and refuse | 111 | 810 | 13.7% | 12.7% | 14.9% | 12.4% |
| % of all assessments that were assess and review | 388 | 810 | 47.9% | 32.7% | 26.3% | 29.7% |
| % of case starts with a reported IOTN of 3 and Aesthetic Component of 5 or below | 0 | 311 | N/A | 0.1% | 0.1% | 0.1% |
| % of case starts with a reported IOTN of 3 and Aesthetic Component of 6 or above | 5 | 311 | 1.6% | 5.7% | 6.1% | 4.0% |
| % of case starts with a reported IOTN of 4 | 267 | 311 | 85.9% | 80.1% | 78.5% | 78.0% |
| % of case starts with a reported IOTN of 5 | 39 | 311 | 12.5% | 13.2% | 13.7% | 16.6 % |
| % of concluded courses in receipt of dual-arch fixed appliances | 263 | 311 | 84.6% | 74.6% | 78.8% | 74.0% |
| % of concluded courses where treatment was abandoned or discontinued | 9 | 311 | 2.9% | 6.8% | 6.9% | 8.5% |
| % of patients satisfied with the treatment they have received | 0 | 0 | N/A | 100.0% | 93.5% | 95.5% |

* Figures in italics indicate that the base number is less than 100.

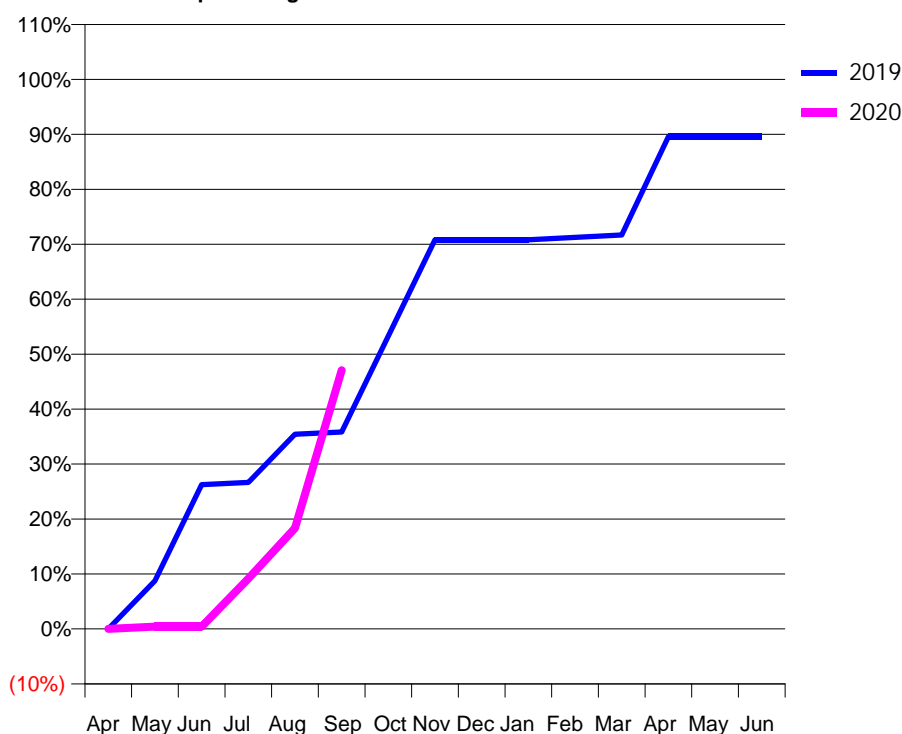
Q63 - Vital Signs Orthodontic At a Glance Contract Report for 117471/0001 - September 2019

| | | | |
|----------------------|-----------------------------------|---------------------------------------------|-------------|
| Name or company name | Summerstown Dental Centre Limited | 19/20 Contracted general activity (UDA) | 11,000 |
| Contract type name | Pilot Contract | Carry forward general activity (UDA) | 0 |
| Purpose of contract | General and Orthodontic | 19/20 Contracted orthodontic activity (UOA) | 240 |
| Contract start date | 01/06/2010 | Carry forward orthodontic activity (UOA) | 0 |
| Contract end date | | Baseline contract value | £347,521.34 |

| ACCESS | Contract | England and Wales |
|----------------------------------------------|----------|-------------------|
| 24 month ratio of assessments to patient IDs | 1.03 | 1.07 |

| ACTIVITY | Contract |
|-------------------------------------------------------------------------------------------|----------|
| Contract assess and fit appliances (case starts) as a percentage of Area Team case starts | 0.1 % |

Cumulative percentage of contracted UOA delivered 2019 & 2020



| Month | Adjusted Scheduled Activity (UOA) | | |
|-----------|-----------------------------------|------|------|
| | 2018 | 2019 | 2020 |
| April | 1 | 0 | 0 |
| May | 22 | 21 | 1 |
| June | 65 | 63 | 1 |
| July | 151 | 64 | 22 |
| August | 172 | 85 | 44 |
| September | 214 | 86 | 113 |
| October | 216 | 128 | |
| November | 216 | 170 | |
| December | 216 | 170 | |
| January | 237 | 170 | |
| February | 237 | 171 | |
| March | 237 | 172 | |
| April | 237 | 215 | |
| May | 237 | 215 | |
| June | 237 | 215 | |

QUANTITY METRICS (rolling 12 month period)

| | Contract Quantity | Contract Base Number | Contract * | Area Team | Region | England |
|----------------------------------------------------------------------------------|-------------------|----------------------|------------|-----------|--------|---------|
| % of all assessments that were assess and fit appliances (case starts) | 12 | 23 | 52.2% | 54.6% | 58.9% | 57.9% |
| % of all assessments that were assess and refuse | 1 | 23 | 4.3% | 12.7% | 14.9% | 12.4% |
| % of all assessments that were assess and review | 10 | 23 | 43.5% | 32.7% | 26.3% | 29.7% |
| % of case starts with a reported IOTN of 3 and Aesthetic Component of 5 or below | 0 | 12 | N/A | 0.1% | 0.1% | 0.1% |
| % of case starts with a reported IOTN of 3 and Aesthetic Component of 6 or above | 0 | 12 | N/A | 5.7% | 6.1% | 4.0% |
| % of case starts with a reported IOTN of 4 | 11 | 12 | 91.7% | 80.1% | 78.5% | 78.0% |
| % of case starts with a reported IOTN of 5 | 1 | 12 | 8.3% | 13.2% | 13.7% | 16.6 % |
| % of concluded courses in receipt of dual-arch fixed appliances | 0 | 10 | N/A | 74.6% | 78.8% | 74.0% |
| % of concluded courses where treatment was abandoned or discontinued | 1 | 10 | 10.0% | 6.8% | 6.9% | 8.5% |
| % of patients satisfied with the treatment they have received | 0 | 0 | N/A | 100.0% | 93.5% | 95.5% |

* Figures in italics indicate that the base number is less than 100.

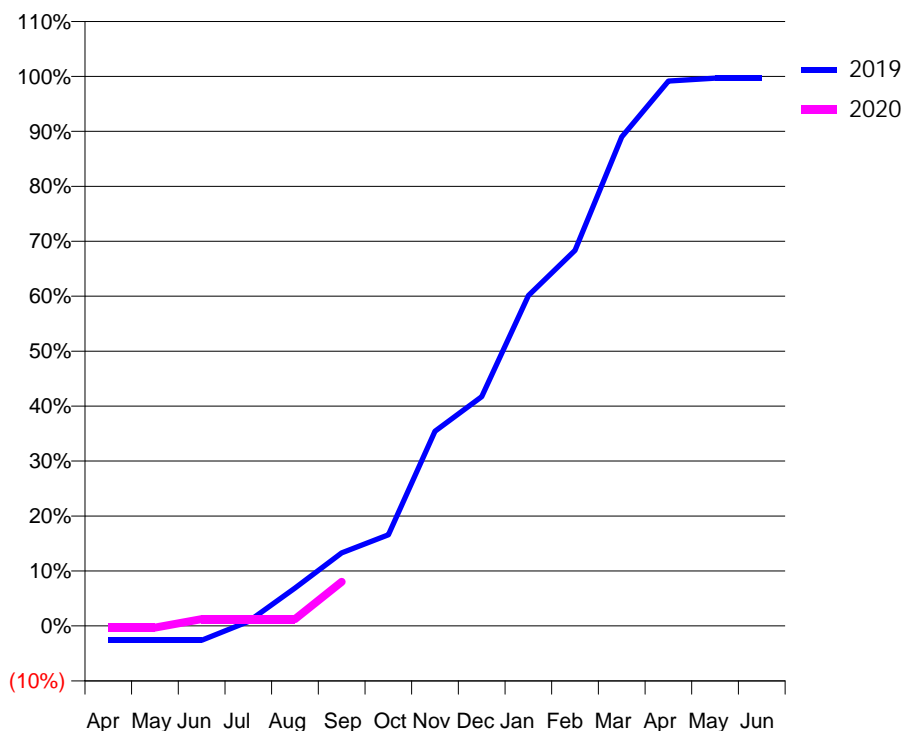
Q63 - Vital Signs Orthodontic At a Glance Contract Report for 119644/0001 - September 2019

| | | | |
|----------------------|----------------------------------|---------------------------------------------|-------------|
| Name or company name | Perfect Smile Associates Limited | 19/20 Contracted general activity (UDA) | 15,740 |
| Contract type name | GDS Contract | Carry forward general activity (UDA) | -223 |
| Purpose of contract | General and Orthodontic | 19/20 Contracted orthodontic activity (UOA) | 4,000 |
| Contract start date | 17/05/2011 | Carry forward orthodontic activity (UOA) | 13 |
| Contract end date | | Baseline contract value | £754,662.91 |

| ACCESS | Contract | England and Wales |
|----------------------------------------------|----------|-------------------|
| 24 month ratio of assessments to patient IDs | 1.12 | 1.07 |

| ACTIVITY | Contract |
|-------------------------------------------------------------------------------------------|----------|
| Contract assess and fit appliances (case starts) as a percentage of Area Team case starts | 1.8 % |

Cumulative percentage of contracted UOA delivered 2019 & 2020



| Month | Adjusted Scheduled Activity (UOA) | | |
|-----------|-----------------------------------|-------|------|
| | 2018 | 2019 | 2020 |
| April | -30 | -105 | -13 |
| May | 41 | -105 | -13 |
| June | 109 | -105 | 50 |
| July | 199 | 33 | 50 |
| August | 199 | 275 | 50 |
| September | 220 | 531 | 321 |
| October | 220 | 663 | |
| November | 917 | 1,417 | |
| December | 1,959 | 1,669 | |
| January | 2,179 | 2,405 | |
| February | 2,850 | 2,734 | |
| March | 3,425 | 3,559 | |
| April | 3,853 | 3,966 | |
| May | 3,895 | 3,987 | |
| June | 3,895 | 3,987 | |

QUANTITY METRICS (rolling 12 month period)

| | Contract Quantity | Contract Base Number | Contract * | Area Team | Region | England |
|----------------------------------------------------------------------------------|-------------------|----------------------|-------------|-----------|--------|---------|
| % of all assessments that were assess and fit appliances (case starts) | 179 | 345 | 51.9% | 54.6% | 58.9% | 57.9% |
| % of all assessments that were assess and refuse | 44 | 345 | 12.8% | 12.7% | 14.9% | 12.4% |
| % of all assessments that were assess and review | 122 | 345 | 35.4% | 32.7% | 26.3% | 29.7% |
| % of case starts with a reported IOTN of 3 and Aesthetic Component of 5 or below | 1 | 179 | 0.6% | 0.1% | 0.1% | 0.1% |
| % of case starts with a reported IOTN of 3 and Aesthetic Component of 6 or above | 5 | 179 | 2.8% | 5.7% | 6.1% | 4.0% |
| % of case starts with a reported IOTN of 4 | 167 | 179 | 93.3% | 80.1% | 78.5% | 78.0% |
| % of case starts with a reported IOTN of 5 | 6 | 179 | 3.4% | 13.2% | 13.7% | 16.6 % |
| % of concluded courses in receipt of dual-arch fixed appliances | 0 | 12 | <i>N/A</i> | 74.6% | 78.8% | 74.0% |
| % of concluded courses where treatment was abandoned or discontinued | 0 | 12 | <i>0.0%</i> | 6.8% | 6.9% | 8.5% |
| % of patients satisfied with the treatment they have received | 0 | 0 | <i>N/A</i> | 100.0% | 93.5% | 95.5% |

* Figures in italics indicate that the base number is less than 100.

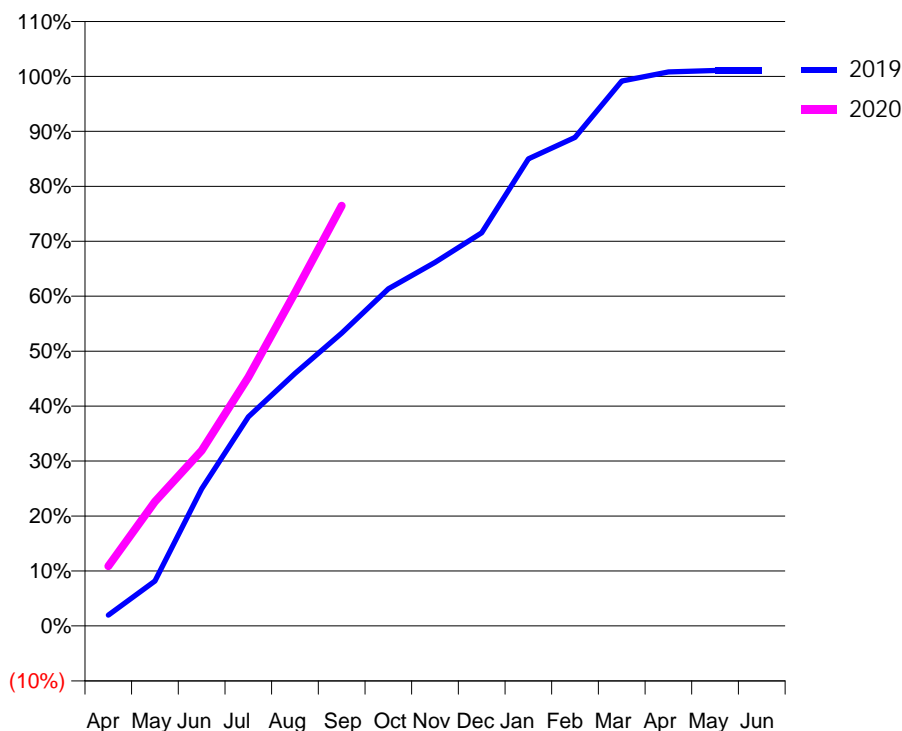
Q63 - Vital Signs Orthodontic At a Glance Contract Report for 120820/0001 - September 2019

| | | | |
|----------------------|-----------------------------|---------------------------------------------|-------------|
| Name or company name | Sutton Orthodontic Practice | 19/20 Contracted general activity (UDA) | 0 |
| Contract type name | PDS Contract | Carry forward general activity (UDA) | 0 |
| Purpose of contract | Orthodontic | 19/20 Contracted orthodontic activity (UOA) | 7,773 |
| Contract start date | 01/04/2006 | Carry forward orthodontic activity (UOA) | -164 |
| Contract end date | 30/09/2019 | Baseline contract value | £535,461.64 |

| ACCESS | Contract | England and Wales |
|----------------------------------------------|----------|-------------------|
| 24 month ratio of assessments to patient IDs | 1.01 | 1.07 |

| ACTIVITY | Contract |
|-------------------------------------------------------------------------------------------|----------|
| Contract assess and fit appliances (case starts) as a percentage of Area Team case starts | 6.3 % |

Cumulative percentage of contracted UOA delivered 2019 & 2020



| Month | Adjusted Scheduled Activity (UOA) | | |
|-----------|-----------------------------------|--------|-------|
| | 2018 | 2019 | 2020 |
| April | 755 | 306 | 846 |
| May | 1,723 | 1,270 | 1,758 |
| June | 3,224 | 3,878 | 2,479 |
| July | 6,163 | 5,912 | 3,518 |
| August | 7,399 | 7,144 | 4,713 |
| September | 8,354 | 8,282 | 5,943 |
| October | 9,882 | 9,538 | |
| November | 11,394 | 10,286 | |
| December | 12,103 | 11,121 | |
| January | 12,853 | 13,211 | |
| February | 13,524 | 13,821 | |
| March | 14,423 | 15,412 | |
| April | 15,019 | 15,667 | |
| May | 15,062 | 15,709 | |
| June | 15,574 | 15,709 | |

QUANTITY METRICS (rolling 12 month period)

| | Contract Quantity | Contract Base Number | Contract * | Area Team | Region | England |
|----------------------------------------------------------------------------------|-------------------|----------------------|------------|-----------|--------|---------|
| % of all assessments that were assess and fit appliances (case starts) | 631 | 798 | 79.1% | 54.6% | 58.9% | 57.9% |
| % of all assessments that were assess and refuse | 55 | 798 | 6.9% | 12.7% | 14.9% | 12.4% |
| % of all assessments that were assess and review | 112 | 798 | 14.0% | 32.7% | 26.3% | 29.7% |
| % of case starts with a reported IOTN of 3 and Aesthetic Component of 5 or below | 0 | 631 | N/A | 0.1% | 0.1% | 0.1% |
| % of case starts with a reported IOTN of 3 and Aesthetic Component of 6 or above | 6 | 631 | 1.0% | 5.7% | 6.1% | 4.0% |
| % of case starts with a reported IOTN of 4 | 504 | 631 | 79.9% | 80.1% | 78.5% | 78.0% |
| % of case starts with a reported IOTN of 5 | 121 | 631 | 19.2% | 13.2% | 13.7% | 16.6 % |
| % of concluded courses in receipt of dual-arch fixed appliances | 566 | 634 | 89.3% | 74.6% | 78.8% | 74.0% |
| % of concluded courses where treatment was abandoned or discontinued | 18 | 634 | 2.8% | 6.8% | 6.9% | 8.5% |
| % of patients satisfied with the treatment they have received | 2 | 2 | 100.0% | 100.0% | 93.5% | 95.5% |

* Figures in italics indicate that the base number is less than 100.

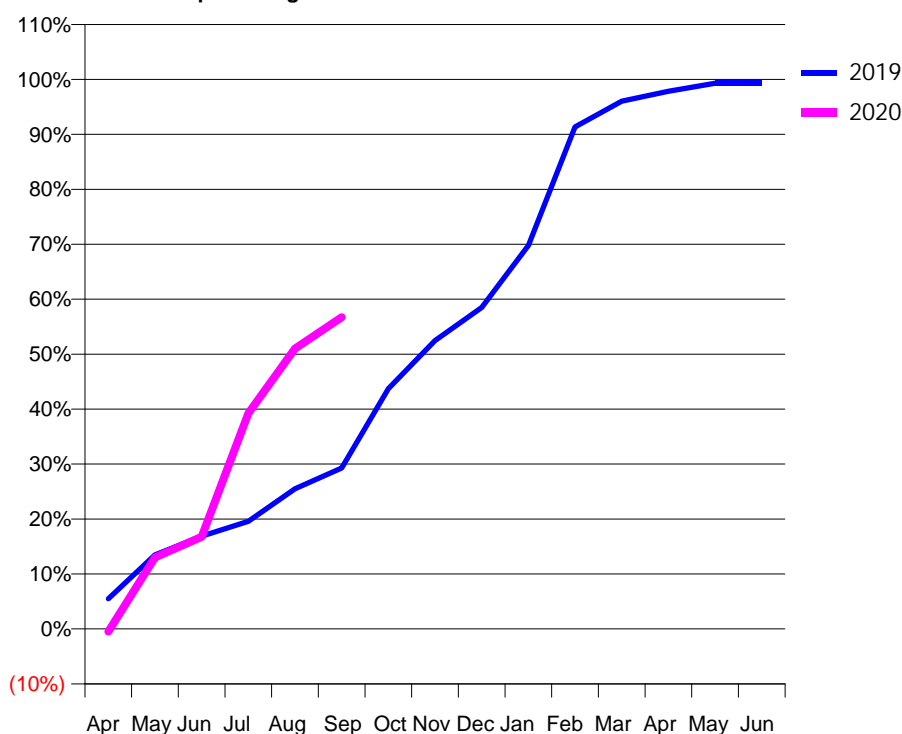
Q63 - Vital Signs Orthodontic At a Glance Contract Report for 121401/0001 - September 2019

| | | | |
|----------------------|--------------|---------------------------------------------|-------------|
| Name or company name | Namta Ltd | 19/20 Contracted general activity (UDA) | 0 |
| Contract type name | PDS Contract | Carry forward general activity (UDA) | 0 |
| Purpose of contract | Orthodontic | 19/20 Contracted orthodontic activity (UOA) | 10,053 |
| Contract start date | 01/04/2011 | Carry forward orthodontic activity (UOA) | 92 |
| Contract end date | 31/10/2019 | Baseline contract value | £675,493.17 |

| ACCESS | Contract | England and Wales |
|----------------------------------------------|----------|-------------------|
| 24 month ratio of assessments to patient IDs | 1.04 | 1.07 |

| ACTIVITY | Contract |
|-------------------------------------------------------------------------------------------|----------|
| Contract assess and fit appliances (case starts) as a percentage of Area Team case starts | 7.1 % |

Cumulative percentage of contracted UOA delivered 2019 & 2020



| Month | Adjusted Scheduled Activity (UOA) | | |
|-----------|-----------------------------------|--------|-------|
| | 2018 | 2019 | 2020 |
| April | -180 | 713 | -50 |
| May | 759 | 1,745 | 1,306 |
| June | 1,551 | 2,186 | 1,684 |
| July | 2,542 | 2,538 | 3,947 |
| August | 4,155 | 3,302 | 5,127 |
| September | 5,382 | 3,793 | 5,702 |
| October | 7,157 | 5,663 | |
| November | 9,514 | 6,793 | |
| December | 11,047 | 7,574 | |
| January | 11,845 | 9,040 | |
| February | 13,420 | 11,829 | |
| March | 13,434 | 12,436 | |
| April | 12,931 | 12,669 | |
| May | 12,910 | 12,858 | |
| June | 12,910 | 12,858 | |

QUANTITY METRICS (rolling 12 month period)

| | Contract Quantity | Contract Base Number | Contract * | Area Team | Region | England |
|----------------------------------------------------------------------------------|-------------------|----------------------|------------|-----------|--------|---------|
| % of all assessments that were assess and fit appliances (case starts) | 704 | 930 | 75.7% | 54.6% | 58.9% | 57.9% |
| % of all assessments that were assess and refuse | 57 | 930 | 6.1% | 12.7% | 14.9% | 12.4% |
| % of all assessments that were assess and review | 169 | 930 | 18.2% | 32.7% | 26.3% | 29.7% |
| % of case starts with a reported IOTN of 3 and Aesthetic Component of 5 or below | 0 | 704 | N/A | 0.1% | 0.1% | 0.1% |
| % of case starts with a reported IOTN of 3 and Aesthetic Component of 6 or above | 40 | 704 | 5.7% | 5.7% | 6.1% | 4.0% |
| % of case starts with a reported IOTN of 4 | 593 | 704 | 84.2% | 80.1% | 78.5% | 78.0% |
| % of case starts with a reported IOTN of 5 | 70 | 704 | 9.9% | 13.2% | 13.7% | 16.6 % |
| % of concluded courses in receipt of dual-arch fixed appliances | 396 | 445 | 89.0% | 74.6% | 78.8% | 74.0% |
| % of concluded courses where treatment was abandoned or discontinued | 29 | 445 | 6.5% | 6.8% | 6.9% | 8.5% |
| % of patients satisfied with the treatment they have received | 2 | 2 | 100.0% | 100.0% | 93.5% | 95.5% |

* Figures in italics indicate that the base number is less than 100.

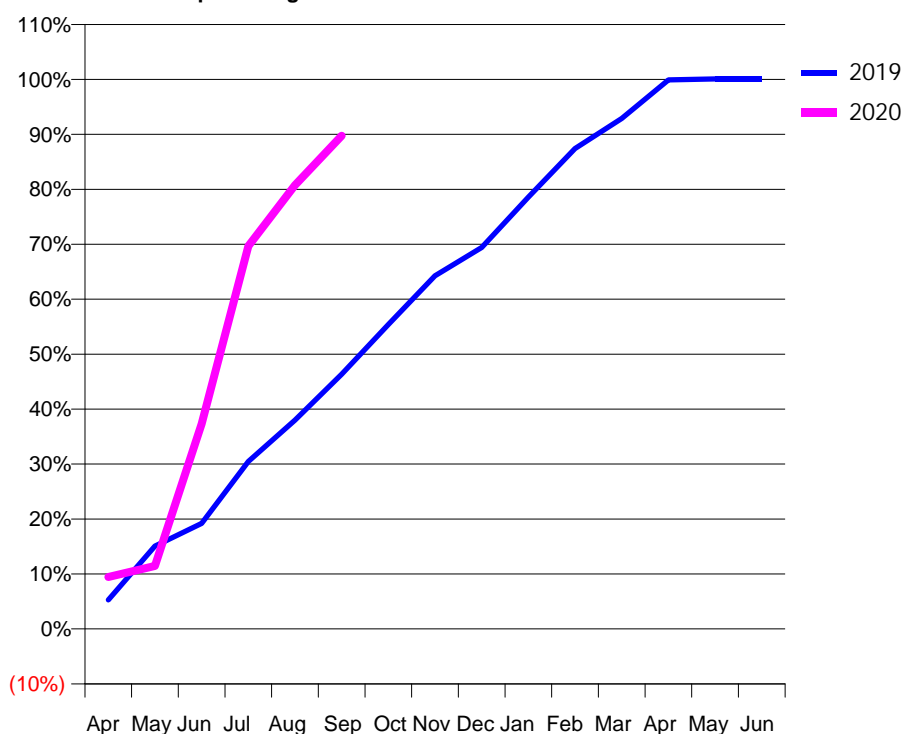
Q63 - Vital Signs Orthodontic At a Glance Contract Report for 125423/0001 - September 2019

| | | | |
|----------------------|----------------------------------|---------------------------------------------|-------------|
| Name or company name | Chapel Road Orthodontics Limited | 19/20 Contracted general activity (UDA) | 0 |
| Contract type name | PDS Contract | Carry forward general activity (UDA) | 0 |
| Purpose of contract | Orthodontic | 19/20 Contracted orthodontic activity (UOA) | 7,264 |
| Contract start date | 01/08/2009 | Carry forward orthodontic activity (UOA) | -10 |
| Contract end date | 30/09/2019 | Baseline contract value | £510,969.42 |

| ACCESS | Contract | England and Wales |
|----------------------------------------------|----------|-------------------|
| 24 month ratio of assessments to patient IDs | 1.05 | 1.07 |

| ACTIVITY | Contract |
|-------------------------------------------------------------------------------------------|----------|
| Contract assess and fit appliances (case starts) as a percentage of Area Team case starts | 6.5 % |

Cumulative percentage of contracted UOA delivered 2019 & 2020



| Month | Adjusted Scheduled Activity (UOA) | | |
|-----------|-----------------------------------|--------|-------|
| | 2018 | 2019 | 2020 |
| April | 525 | 772 | 686 |
| May | 1,896 | 2,191 | 833 |
| June | 2,701 | 2,791 | 2,711 |
| July | 4,297 | 4,429 | 5,061 |
| August | 5,354 | 5,519 | 5,866 |
| September | 6,330 | 6,737 | 6,518 |
| October | 7,952 | 8,052 | |
| November | 9,863 | 9,339 | |
| December | 11,130 | 10,086 | |
| January | 12,232 | 11,417 | |
| February | 13,643 | 12,696 | |
| March | 14,313 | 13,494 | |
| April | 14,522 | 14,514 | |
| May | 14,523 | 14,539 | |
| June | 14,523 | 14,539 | |

QUANTITY METRICS (rolling 12 month period)

| | Contract Quantity | Contract Base Number | Contract * | Area Team | Region | England |
|----------------------------------------------------------------------------------|-------------------|----------------------|------------|-----------|--------|---------|
| % of all assessments that were assess and fit appliances (case starts) | 653 | 1,336 | 48.9% | 54.6% | 58.9% | 57.9% |
| % of all assessments that were assess and refuse | 391 | 1,336 | 29.3% | 12.7% | 14.9% | 12.4% |
| % of all assessments that were assess and review | 292 | 1,336 | 21.9% | 32.7% | 26.3% | 29.7% |
| % of case starts with a reported IOTN of 3 and Aesthetic Component of 5 or below | 0 | 653 | N/A | 0.1% | 0.1% | 0.1% |
| % of case starts with a reported IOTN of 3 and Aesthetic Component of 6 or above | 46 | 653 | 7.0% | 5.7% | 6.1% | 4.0% |
| % of case starts with a reported IOTN of 4 | 577 | 653 | 88.4% | 80.1% | 78.5% | 78.0% |
| % of case starts with a reported IOTN of 5 | 26 | 653 | 4.0% | 13.2% | 13.7% | 16.6 % |
| % of concluded courses in receipt of dual-arch fixed appliances | 534 | 642 | 83.2% | 74.6% | 78.8% | 74.0% |
| % of concluded courses where treatment was abandoned or discontinued | 35 | 642 | 5.5% | 6.8% | 6.9% | 8.5% |
| % of patients satisfied with the treatment they have received | 1 | 1 | 100.0% | 100.0% | 93.5% | 95.5% |

* Figures in italics indicate that the base number is less than 100.

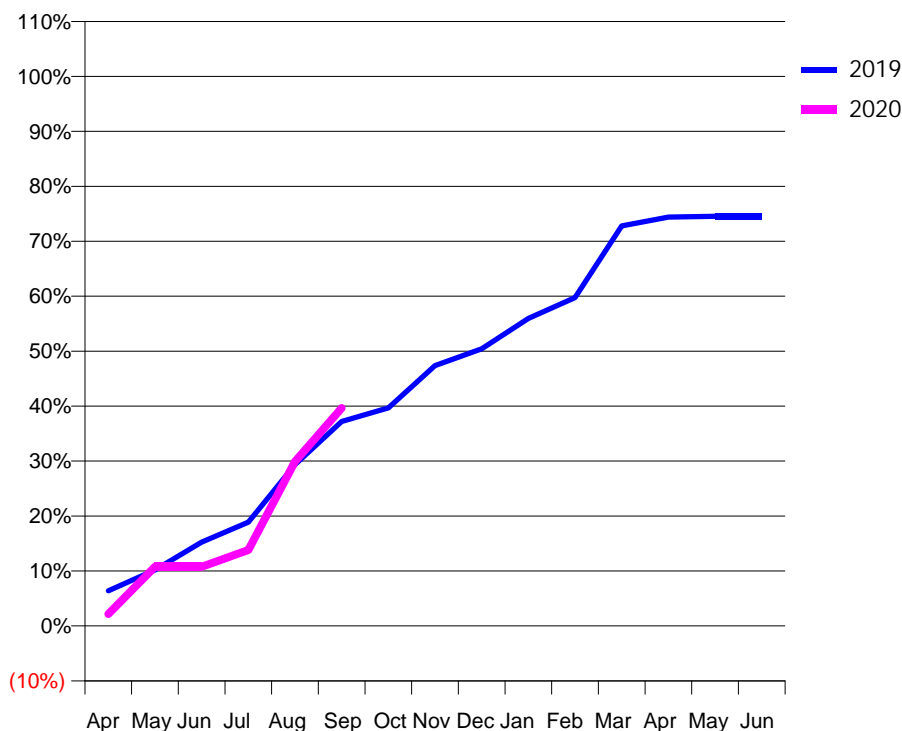
Q63 - Vital Signs Orthodontic At a Glance Contract Report for 141097/0001 - September 2019

| | | | |
|----------------------|------------------------------|---------------------------------------------|-------------|
| Name or company name | Mr DJ Mehigan & Miss AM Peel | 19/20 Contracted general activity (UDA) | 14,962 |
| Contract type name | GDS Contract | Carry forward general activity (UDA) | 0 |
| Purpose of contract | General and Orthodontic | 19/20 Contracted orthodontic activity (UOA) | 688 |
| Contract start date | 01/11/2006 | Carry forward orthodontic activity (UOA) | 0 |
| Contract end date | | Baseline contract value | £385,626.99 |

| ACCESS | Contract | England and Wales |
|----------------------------------------------|----------|-------------------|
| 24 month ratio of assessments to patient IDs | 1.96 | 1.07 |

| ACTIVITY | Contract |
|-------------------------------------------------------------------------------------------|----------|
| Contract assess and fit appliances (case starts) as a percentage of Area Team case starts | 0.1 % |

Cumulative percentage of contracted UOA delivered 2019 & 2020



| Month | Adjusted Scheduled Activity (UOA) | | |
|-----------|-----------------------------------|------|------|
| | 2018 | 2019 | 2020 |
| April | 32 | 44 | 15 |
| May | 56 | 70 | 74 |
| June | 118 | 105 | 74 |
| July | 181 | 130 | 95 |
| August | 262 | 202 | 206 |
| September | 322 | 256 | 273 |
| October | 381 | 273 | |
| November | 423 | 326 | |
| December | 474 | 347 | |
| January | 506 | 385 | |
| February | 592 | 411 | |
| March | 647 | 501 | |
| April | 659 | 512 | |
| May | 660 | 513 | |
| June | 660 | 513 | |

QUANTITY METRICS (rolling 12 month period)

| | Contract Quantity | Contract Base Number | Contract * | Area Team | Region | England |
|----------------------------------------------------------------------------------|-------------------|----------------------|------------|-----------|--------|---------|
| % of all assessments that were assess and fit appliances (case starts) | 6 | 591 | 1.0% | 54.6% | 58.9% | 57.9% |
| % of all assessments that were assess and refuse | 1 | 591 | 0.2% | 12.7% | 14.9% | 12.4% |
| % of all assessments that were assess and review | 584 | 591 | 98.8% | 32.7% | 26.3% | 29.7% |
| % of case starts with a reported IOTN of 3 and Aesthetic Component of 5 or below | 0 | 6 | <i>N/A</i> | 0.1% | 0.1% | 0.1% |
| % of case starts with a reported IOTN of 3 and Aesthetic Component of 6 or above | 1 | 6 | 16.7% | 5.7% | 6.1% | 4.0% |
| % of case starts with a reported IOTN of 4 | 4 | 6 | 66.7% | 80.1% | 78.5% | 78.0% |
| % of case starts with a reported IOTN of 5 | 0 | 6 | <i>N/A</i> | 13.2% | 13.7% | 16.6 % |
| % of concluded courses in receipt of dual-arch fixed appliances | 3 | 6 | 50.0% | 74.6% | 78.8% | 74.0% |
| % of concluded courses where treatment was abandoned or discontinued | 1 | 6 | 16.7% | 6.8% | 6.9% | 8.5% |
| % of patients satisfied with the treatment they have received | 0 | 0 | <i>N/A</i> | 100.0% | 93.5% | 95.5% |

* Figures in italics indicate that the base number is less than 100.

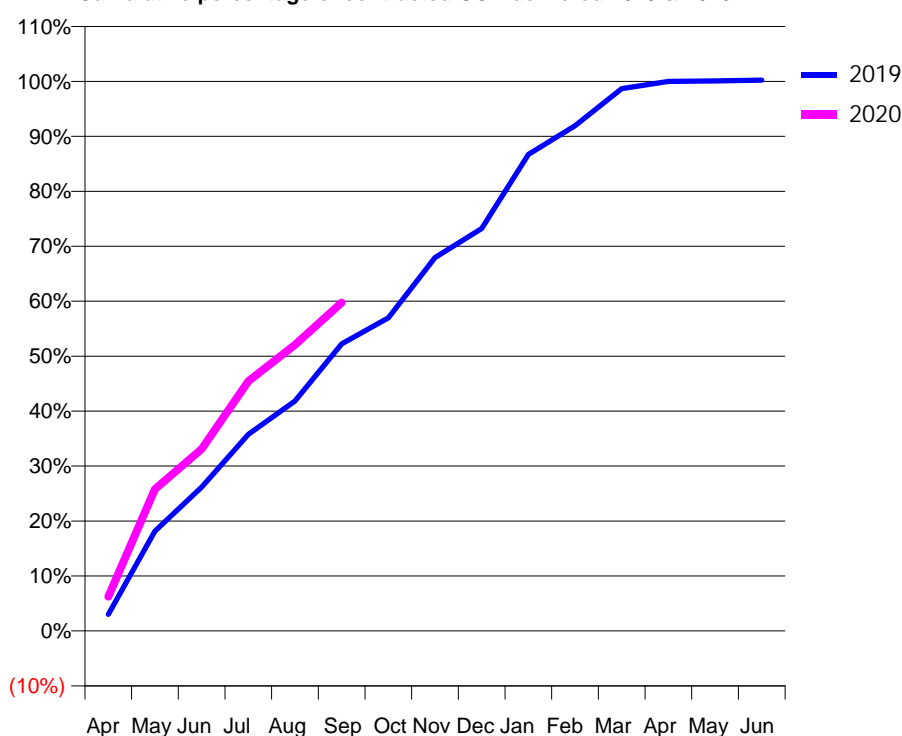
Q63 - Vital Signs Orthodontic At a Glance Contract Report for 146498/0001 - September 2019

| | | | |
|----------------------|-----------------------|---------------------------------------------|---------------|
| Name or company name | The McDonogh Practice | 19/20 Contracted general activity (UDA) | 0 |
| Contract type name | PDS Contract | Carry forward general activity (UDA) | 0 |
| Purpose of contract | Orthodontic | 19/20 Contracted orthodontic activity (UOA) | 29,821 |
| Contract start date | 01/04/2006 | Carry forward orthodontic activity (UOA) | -63 |
| Contract end date | 31/03/2028 | Baseline contract value | £2,091,745.14 |

| ACCESS | Contract | England and Wales |
|----------------------------------------------|----------|-------------------|
| 24 month ratio of assessments to patient IDs | 1.06 | 1.07 |

| ACTIVITY | Contract |
|-------------------------------------------------------------------------------------------|----------|
| Contract assess and fit appliances (case starts) as a percentage of Area Team case starts | 14.7 % |

Cumulative percentage of contracted UOA delivered 2019 & 2020



| Month | Adjusted Scheduled Activity (UOA) | | |
|-----------|-----------------------------------|--------|--------|
| | 2018 | 2019 | 2020 |
| April | -459 | 898 | 1,863 |
| May | 2,066 | 5,414 | 7,687 |
| June | 7,819 | 7,805 | 9,876 |
| July | 12,106 | 10,671 | 13,551 |
| August | 14,343 | 12,482 | 15,528 |
| September | 15,606 | 15,575 | 17,810 |
| October | 19,800 | 16,997 | |
| November | 22,560 | 20,262 | |
| December | 24,961 | 21,833 | |
| January | 26,924 | 25,859 | |
| February | 28,503 | 27,414 | |
| March | 29,742 | 29,425 | |
| April | 29,787 | 29,818 | |
| May | 29,853 | 29,841 | |
| June | 29,853 | 29,884 | |

QUANTITY METRICS (rolling 12 month period)

| | Contract Quantity | Contract Base Number | Contract * | Area Team | Region | England |
|----------------------------------------------------------------------------------|-------------------|----------------------|------------|-----------|--------|---------|
| % of all assessments that were assess and fit appliances (case starts) | 1,464 | 3,357 | 43.6% | 54.6% | 58.9% | 57.9% |
| % of all assessments that were assess and refuse | 538 | 3,357 | 16.0% | 12.7% | 14.9% | 12.4% |
| % of all assessments that were assess and review | 1,355 | 3,357 | 40.4% | 32.7% | 26.3% | 29.7% |
| % of case starts with a reported IOTN of 3 and Aesthetic Component of 5 or below | 1 | 1,464 | 0.1% | 0.1% | 0.1% | 0.1% |
| % of case starts with a reported IOTN of 3 and Aesthetic Component of 6 or above | 76 | 1,464 | 5.2% | 5.7% | 6.1% | 4.0% |
| % of case starts with a reported IOTN of 4 | 1,121 | 1,464 | 76.6% | 80.1% | 78.5% | 78.0% |
| % of case starts with a reported IOTN of 5 | 262 | 1,464 | 17.9% | 13.2% | 13.7% | 16.6% |
| % of concluded courses in receipt of dual-arch fixed appliances | 1,205 | 1,434 | 84.0% | 74.6% | 78.8% | 74.0% |
| % of concluded courses where treatment was abandoned or discontinued | 137 | 1,434 | 9.6% | 6.8% | 6.9% | 8.5% |
| % of patients satisfied with the treatment they have received | 2 | 2 | 100.0% | 100.0% | 93.5% | 95.5% |

* Figures in italics indicate that the base number is less than 100.

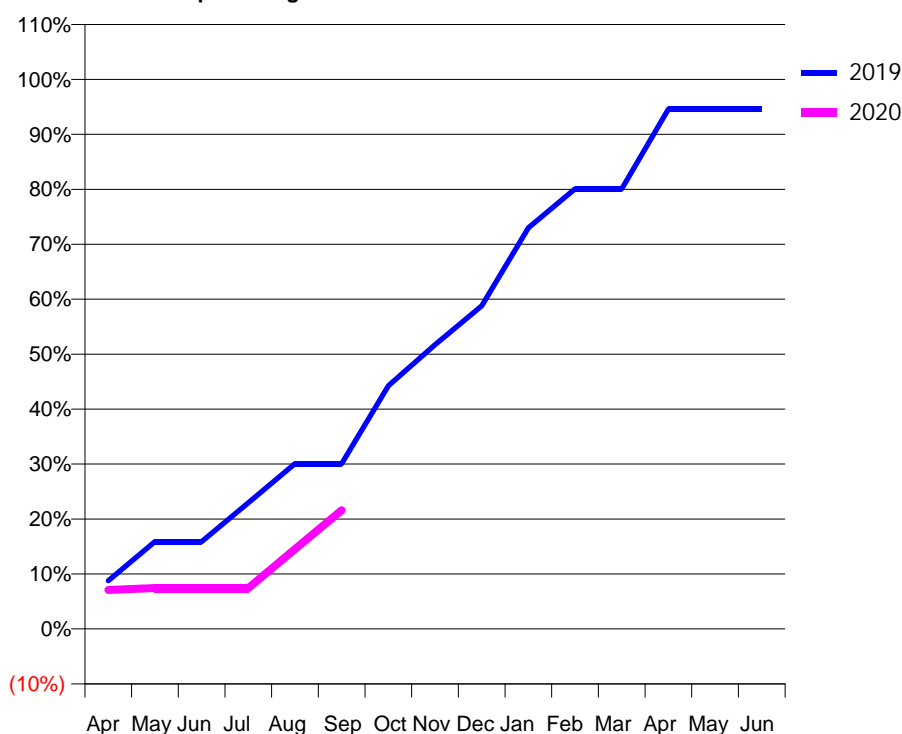
Q63 - Vital Signs Orthodontic At a Glance Contract Report for 147060/0001 - September 2019

| | | | |
|----------------------|---------------------------|---------------------------------------------|-------------|
| Name or company name | Purley Whites Dental Care | 19/20 Contracted general activity (UDA) | 10,277 |
| Contract type name | GDS Contract | Carry forward general activity (UDA) | -86 |
| Purpose of contract | General and Orthodontic | 19/20 Contracted orthodontic activity (UOA) | 296 |
| Contract start date | 01/04/2006 | Carry forward orthodontic activity (UOA) | 0 |
| Contract end date | | Baseline contract value | £318,029.19 |

| ACCESS | Contract | England and Wales |
|----------------------------------------------|----------|-------------------|
| 24 month ratio of assessments to patient IDs | 1.00 | 1.07 |

| ACTIVITY | Contract |
|-------------------------------------------------------------------------------------------|----------|
| Contract assess and fit appliances (case starts) as a percentage of Area Team case starts | 0.1 % |

Cumulative percentage of contracted UOA delivered 2019 & 2020



| Month | Adjusted Scheduled Activity (UOA) | | |
|-----------|-----------------------------------|------|------|
| | 2018 | 2019 | 2020 |
| April | 6 | 26 | 21 |
| May | 27 | 47 | 22 |
| June | 48 | 47 | 22 |
| July | 216 | 68 | 22 |
| August | 216 | 89 | 43 |
| September | 216 | 89 | 64 |
| October | 216 | 131 | |
| November | 216 | 153 | |
| December | 237 | 174 | |
| January | 237 | 216 | |
| February | 280 | 237 | |
| March | 301 | 237 | |
| April | 301 | 280 | |
| May | 301 | 280 | |
| June | 301 | 280 | |

QUANTITY METRICS (rolling 12 month period)

| | Contract Quantity | Contract Base Number | Contract * | Area Team | Region | England |
|----------------------------------------------------------------------------------|-------------------|----------------------|------------|-----------|--------|---------|
| % of all assessments that were assess and fit appliances (case starts) | 12 | 15 | 80.0% | 54.6% | 58.9% | 57.9% |
| % of all assessments that were assess and refuse | 1 | 15 | 6.7% | 12.7% | 14.9% | 12.4% |
| % of all assessments that were assess and review | 2 | 15 | 13.3% | 32.7% | 26.3% | 29.7% |
| % of case starts with a reported IOTN of 3 and Aesthetic Component of 5 or below | 1 | 12 | 8.3% | 0.1% | 0.1% | 0.1% |
| % of case starts with a reported IOTN of 3 and Aesthetic Component of 6 or above | 4 | 12 | 33.3% | 5.7% | 6.1% | 4.0% |
| % of case starts with a reported IOTN of 4 | 6 | 12 | 50.0% | 80.1% | 78.5% | 78.0% |
| % of case starts with a reported IOTN of 5 | 0 | 12 | N/A | 13.2% | 13.7% | 16.6 % |
| % of concluded courses in receipt of dual-arch fixed appliances | 4 | 6 | 66.7% | 74.6% | 78.8% | 74.0% |
| % of concluded courses where treatment was abandoned or discontinued | 1 | 6 | 16.7% | 6.8% | 6.9% | 8.5% |
| % of patients satisfied with the treatment they have received | 0 | 0 | N/A | 100.0% | 93.5% | 95.5% |

* Figures in italics indicate that the base number is less than 100.

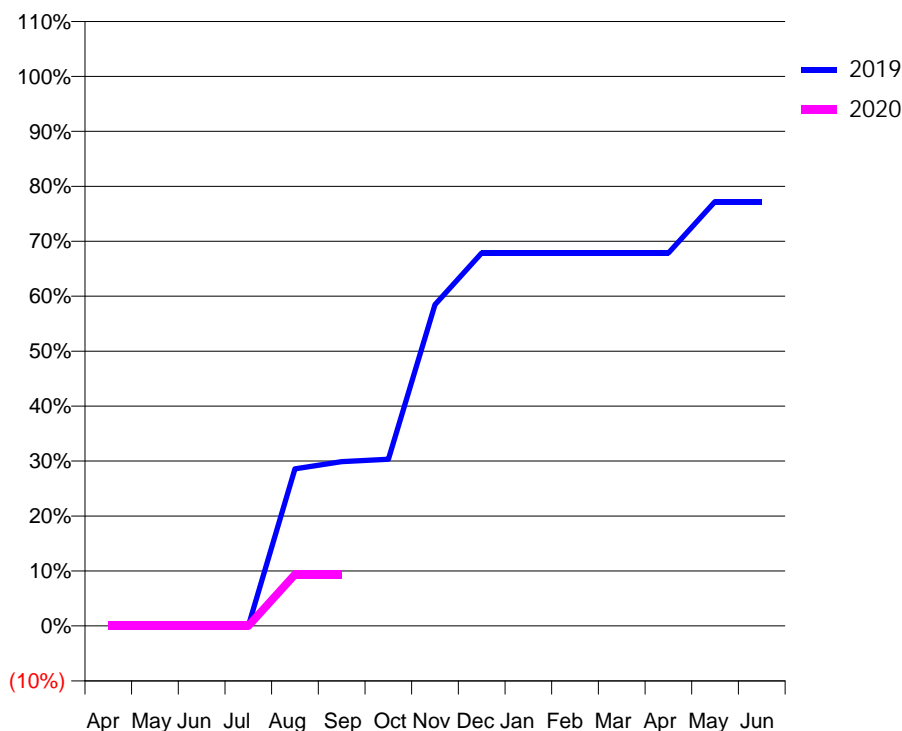
Q63 - Vital Signs Orthodontic At a Glance Contract Report for 166634/0001 - September 2019

| | | | |
|----------------------|---------------------------------|---------------------------------------------|-------------|
| Name or company name | Lancaster House Dental Practice | 19/20 Contracted general activity (UDA) | 14,290 |
| Contract type name | Pilot Contract | Carry forward general activity (UDA) | 0 |
| Purpose of contract | General and Orthodontic | 19/20 Contracted orthodontic activity (UOA) | 224 |
| Contract start date | 01/04/2006 | Carry forward orthodontic activity (UOA) | 0 |
| Contract end date | | Baseline contract value | £401,562.70 |

| ACCESS | Contract | England and Wales |
|----------------------------------------------|----------|-------------------|
| 24 month ratio of assessments to patient IDs | 1.04 | 1.07 |

| ACTIVITY | Contract |
|-------------------------------------------------------------------------------------------|----------|
| Contract assess and fit appliances (case starts) as a percentage of Area Team case starts | 0.1 % |

Cumulative percentage of contracted UOA delivered 2019 & 2020



| Month | Adjusted Scheduled Activity (UOA) | | |
|-----------|-----------------------------------|------|------|
| | 2018 | 2019 | 2020 |
| April | 0 | 0 | 0 |
| May | 0 | 0 | 0 |
| June | 0 | 0 | 0 |
| July | 0 | 0 | 0 |
| August | 23 | 64 | 21 |
| September | 23 | 67 | 21 |
| October | 23 | 68 | |
| November | 23 | 131 | |
| December | 23 | 152 | |
| January | 24 | 152 | |
| February | 24 | 152 | |
| March | 48 | 152 | |
| April | 91 | 152 | |
| May | 154 | 173 | |
| June | 155 | 173 | |

QUANTITY METRICS (rolling 12 month period)

| | Contract Quantity | Contract Base Number | Contract * | Area Team | Region | England |
|----------------------------------------------------------------------------------|-------------------|----------------------|------------|-----------|--------|---------|
| % of all assessments that were assess and fit appliances (case starts) | 6 | 7 | 85.7% | 54.6% | 58.9% | 57.9% |
| % of all assessments that were assess and refuse | 0 | 7 | 0.0% | 12.7% | 14.9% | 12.4% |
| % of all assessments that were assess and review | 1 | 7 | 14.3% | 32.7% | 26.3% | 29.7% |
| % of case starts with a reported IOTN of 3 and Aesthetic Component of 5 or below | 0 | 6 | N/A | 0.1% | 0.1% | 0.1% |
| % of case starts with a reported IOTN of 3 and Aesthetic Component of 6 or above | 0 | 6 | N/A | 5.7% | 6.1% | 4.0% |
| % of case starts with a reported IOTN of 4 | 6 | 6 | 100.0% | 80.1% | 78.5% | 78.0% |
| % of case starts with a reported IOTN of 5 | 0 | 6 | N/A | 13.2% | 13.7% | 16.6% |
| % of concluded courses in receipt of dual-arch fixed appliances | 0 | 1 | N/A | 74.6% | 78.8% | 74.0% |
| % of concluded courses where treatment was abandoned or discontinued | 0 | 1 | 0.0% | 6.8% | 6.9% | 8.5% |
| % of patients satisfied with the treatment they have received | 0 | 0 | N/A | 100.0% | 93.5% | 95.5% |

* Figures in italics indicate that the base number is less than 100.

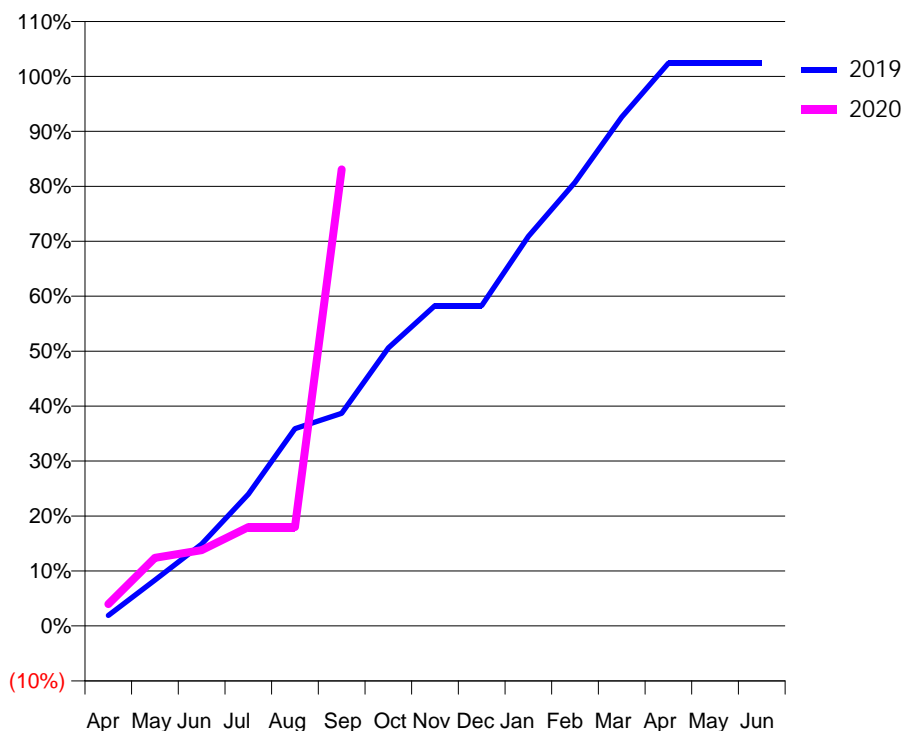
Q63 - Vital Signs Orthodontic At a Glance Contract Report for 167592/0001 - September 2019

| | | | |
|----------------------|-----------------------|---------------------------------------------|-------------|
| Name or company name | Quadrant Orthodontics | 19/20 Contracted general activity (UDA) | 0 |
| Contract type name | PDS Contract | Carry forward general activity (UDA) | 0 |
| Purpose of contract | Orthodontic | 19/20 Contracted orthodontic activity (UOA) | 1,500 |
| Contract start date | 02/11/2011 | Carry forward orthodontic activity (UOA) | -60 |
| Contract end date | 30/09/2019 | Baseline contract value | £101,901.83 |

| ACCESS | Contract | England and Wales |
|----------------------------------------------|----------|-------------------|
| 24 month ratio of assessments to patient IDs | 1.00 | 1.07 |

| ACTIVITY | Contract |
|-------------------------------------------------------------------------------------------|----------|
| Contract assess and fit appliances (case starts) as a percentage of Area Team case starts | 1.5 % |

Cumulative percentage of contracted UOA delivered 2019 & 2020



| Month | Adjusted Scheduled Activity (UOA) | | |
|-----------|-----------------------------------|-------|-------|
| | 2018 | 2019 | 2020 |
| April | 284 | 57 | 60 |
| May | 351 | 250 | 186 |
| June | 666 | 447 | 207 |
| July | 1,006 | 720 | 270 |
| August | 1,069 | 1,077 | 270 |
| September | 1,497 | 1,161 | 1,246 |
| October | 1,665 | 1,518 | |
| November | 2,106 | 1,749 | |
| December | 2,106 | 1,749 | |
| January | 2,232 | 2,127 | |
| February | 2,465 | 2,421 | |
| March | 2,931 | 2,778 | |
| April | 3,015 | 3,072 | |
| May | 3,057 | 3,072 | |
| June | 3,057 | 3,072 | |

QUANTITY METRICS (rolling 12 month period)

| | Contract Quantity | Contract Base Number | Contract * | Area Team | Region | England |
|----------------------------------------------------------------------------------|-------------------|----------------------|------------|-----------|--------|---------|
| % of all assessments that were assess and fit appliances (case starts) | 149 | 151 | 98.7% | 54.6% | 58.9% | 57.9% |
| % of all assessments that were assess and refuse | 0 | 151 | 0.0% | 12.7% | 14.9% | 12.4% |
| % of all assessments that were assess and review | 2 | 151 | 1.3% | 32.7% | 26.3% | 29.7% |
| % of case starts with a reported IOTN of 3 and Aesthetic Component of 5 or below | 0 | 149 | N/A | 0.1% | 0.1% | 0.1% |
| % of case starts with a reported IOTN of 3 and Aesthetic Component of 6 or above | 1 | 149 | 0.7% | 5.7% | 6.1% | 4.0% |
| % of case starts with a reported IOTN of 4 | 131 | 149 | 87.9% | 80.1% | 78.5% | 78.0% |
| % of case starts with a reported IOTN of 5 | 17 | 149 | 11.4% | 13.2% | 13.7% | 16.6 % |
| % of concluded courses in receipt of dual-arch fixed appliances | 32 | 119 | 26.9% | 74.6% | 78.8% | 74.0% |
| % of concluded courses where treatment was abandoned or discontinued | 6 | 119 | 5.0% | 6.8% | 6.9% | 8.5% |
| % of patients satisfied with the treatment they have received | 1 | 1 | 100.0% | 100.0% | 93.5% | 95.5% |

* Figures in italics indicate that the base number is less than 100.

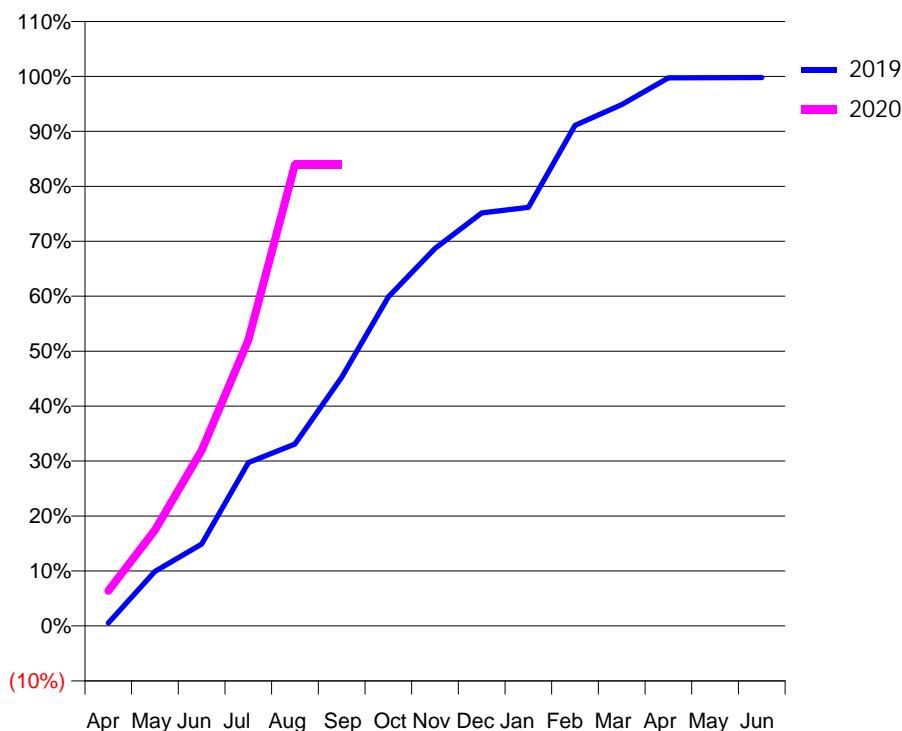
Q63 - Vital Signs Orthodontic At a Glance Contract Report for 169552/0001 - September 2019

| | | | |
|----------------------|------------------------|---------------------------------------------|-------------|
| Name or company name | Battersea Orthodontics | 19/20 Contracted general activity (UDA) | 0 |
| Contract type name | PDS Contract | Carry forward general activity (UDA) | 0 |
| Purpose of contract | Orthodontic | 19/20 Contracted orthodontic activity (UOA) | 5,114 |
| Contract start date | 05/02/2010 | Carry forward orthodontic activity (UOA) | 23 |
| Contract end date | 30/09/2019 | Baseline contract value | £340,150.14 |

| ACCESS | Contract | England and Wales |
|----------------------------------------------|----------|-------------------|
| 24 month ratio of assessments to patient IDs | 1.02 | 1.07 |

| ACTIVITY | Contract |
|-------------------------------------------------------------------------------------------|----------|
| Contract assess and fit appliances (case starts) as a percentage of Area Team case starts | 4.7 % |

Cumulative percentage of contracted UOA delivered 2019 & 2020



| Month | Adjusted Scheduled Activity (UOA) | | |
|-----------|-----------------------------------|--------|-------|
| | 2018 | 2019 | 2020 |
| April | 60 | 57 | 327 |
| May | 998 | 1,014 | 892 |
| June | 1,360 | 1,523 | 1,634 |
| July | 1,906 | 3,040 | 2,661 |
| August | 3,197 | 3,386 | 4,293 |
| September | 4,042 | 4,628 | 4,293 |
| October | 5,019 | 6,127 | |
| November | 6,342 | 7,025 | |
| December | 7,012 | 7,684 | |
| January | 7,459 | 7,789 | |
| February | 9,288 | 9,316 | |
| March | 10,061 | 9,702 | |
| April | 10,260 | 10,200 | |
| May | 10,260 | 10,201 | |
| June | 10,260 | 10,204 | |

QUANTITY METRICS (rolling 12 month period)

| | Contract Quantity | Contract Base Number | Contract * | Area Team | Region | England |
|----------------------------------------------------------------------------------|-------------------|----------------------|------------|-----------|--------|---------|
| % of all assessments that were assess and fit appliances (case starts) | 474 | 612 | 77.5% | 54.6% | 58.9% | 57.9% |
| % of all assessments that were assess and refuse | 0 | 612 | 0.0% | 12.7% | 14.9% | 12.4% |
| % of all assessments that were assess and review | 138 | 612 | 22.5% | 32.7% | 26.3% | 29.7% |
| % of case starts with a reported IOTN of 3 and Aesthetic Component of 5 or below | 0 | 474 | N/A | 0.1% | 0.1% | 0.1% |
| % of case starts with a reported IOTN of 3 and Aesthetic Component of 6 or above | 21 | 474 | 4.4% | 5.7% | 6.1% | 4.0% |
| % of case starts with a reported IOTN of 4 | 378 | 474 | 79.7% | 80.1% | 78.5% | 78.0% |
| % of case starts with a reported IOTN of 5 | 73 | 474 | 15.4% | 13.2% | 13.7% | 16.6% |
| % of concluded courses in receipt of dual-arch fixed appliances | 521 | 573 | 90.9% | 74.6% | 78.8% | 74.0% |
| % of concluded courses where treatment was abandoned or discontinued | 35 | 573 | 6.1% | 6.8% | 6.9% | 8.5% |
| % of patients satisfied with the treatment they have received | 1 | 1 | 100.0% | 100.0% | 93.5% | 95.5% |

* Figures in italics indicate that the base number is less than 100.

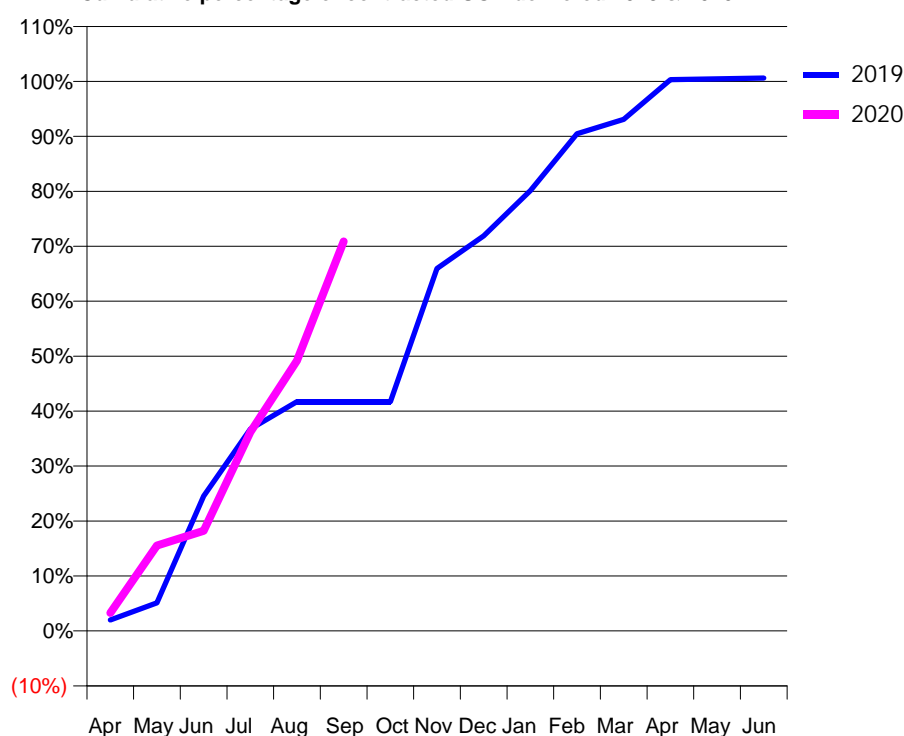
Q63 - Vital Signs Orthodontic At a Glance Contract Report for 184543/0001 - September 2019

| | | | |
|----------------------|----------------------------------------------|---------------------------------------------|-------------|
| Name or company name | Grosvenor Orthodontic Clinic (Beckenham) Ltd | 19/20 Contracted general activity (UDA) | 0 |
| Contract type name | PDS Contract | Carry forward general activity (UDA) | 0 |
| Purpose of contract | Orthodontic | 19/20 Contracted orthodontic activity (UOA) | 7,173 |
| Contract start date | 01/02/2013 | Carry forward orthodontic activity (UOA) | -86 |
| Contract end date | 30/09/2019 | Baseline contract value | £468,765.46 |

| ACCESS | Contract | England and Wales |
|----------------------------------------------|----------|-------------------|
| 24 month ratio of assessments to patient IDs | 1.00 | 1.07 |

| ACTIVITY | Contract |
|-------------------------------------------------------------------------------------------|----------|
| Contract assess and fit appliances (case starts) as a percentage of Area Team case starts | 6.5 % |

Cumulative percentage of contracted UOA delivered 2019 & 2020



| Month | Adjusted Scheduled Activity (UOA) | | |
|-----------|-----------------------------------|--------|-------|
| | 2018 | 2019 | 2020 |
| April | 1,617 | 287 | 235 |
| May | 1,744 | 732 | 1,115 |
| June | 3,018 | 3,520 | 1,306 |
| July | 4,325 | 5,273 | 2,597 |
| August | 6,131 | 5,987 | 3,527 |
| September | 7,613 | 5,987 | 5,084 |
| October | 9,237 | 5,987 | |
| November | 10,861 | 9,461 | |
| December | 12,186 | 10,314 | |
| January | 13,156 | 11,495 | |
| February | 13,836 | 12,977 | |
| March | 14,530 | 13,355 | |
| April | 14,677 | 14,389 | |
| May | 14,740 | 14,410 | |
| June | 14,740 | 14,431 | |

QUANTITY METRICS (rolling 12 month period)

| | Contract Quantity | Contract Base Number | Contract * | Area Team | Region | England |
|----------------------------------------------------------------------------------|-------------------|----------------------|------------|-----------|--------|---------|
| % of all assessments that were assess and fit appliances (case starts) | 648 | 701 | 92.4% | 54.6% | 58.9% | 57.9% |
| % of all assessments that were assess and refuse | 4 | 701 | 0.6% | 12.7% | 14.9% | 12.4% |
| % of all assessments that were assess and review | 49 | 701 | 7.0% | 32.7% | 26.3% | 29.7% |
| % of case starts with a reported IOTN of 3 and Aesthetic Component of 5 or below | 0 | 648 | N/A | 0.1% | 0.1% | 0.1% |
| % of case starts with a reported IOTN of 3 and Aesthetic Component of 6 or above | 3 | 648 | 0.5% | 5.7% | 6.1% | 4.0% |
| % of case starts with a reported IOTN of 4 | 541 | 648 | 83.5% | 80.1% | 78.5% | 78.0% |
| % of case starts with a reported IOTN of 5 | 103 | 648 | 15.9% | 13.2% | 13.7% | 16.6 % |
| % of concluded courses in receipt of dual-arch fixed appliances | 416 | 514 | 80.9% | 74.6% | 78.8% | 74.0% |
| % of concluded courses where treatment was abandoned or discontinued | 38 | 514 | 7.4% | 6.8% | 6.9% | 8.5% |
| % of patients satisfied with the treatment they have received | 0 | 0 | N/A | 100.0% | 93.5% | 95.5% |

* Figures in italics indicate that the base number is less than 100.

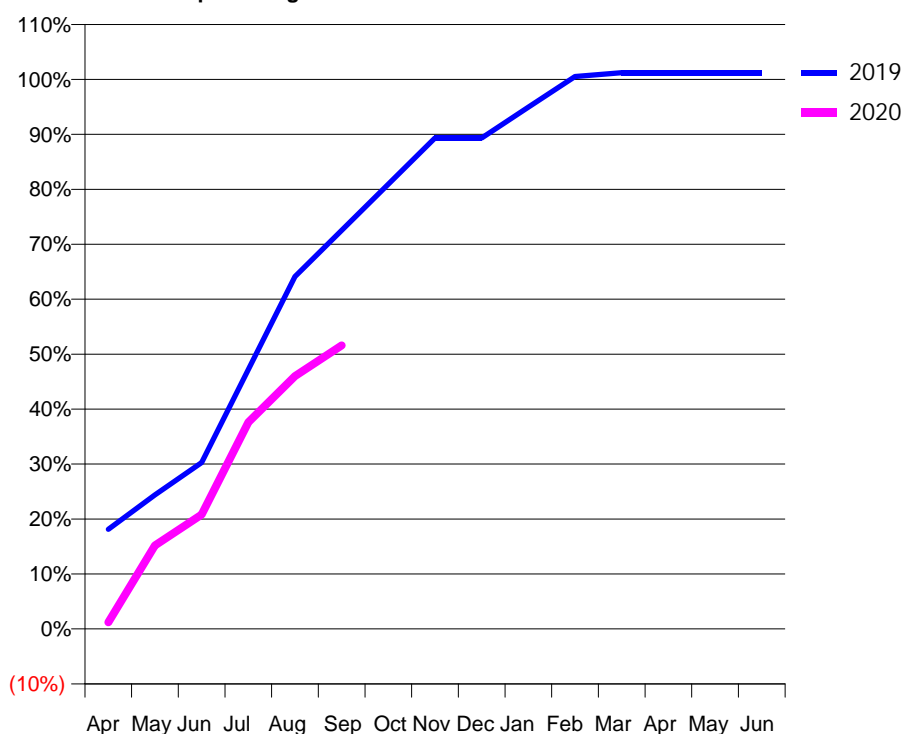
Q63 - Vital Signs Orthodontic At a Glance Contract Report for 273740/0003 - September 2019

| | | | |
|----------------------|-------------------------|---------------------------------------------|-------------|
| Name or company name | MR J PATEL | 19/20 Contracted general activity (UDA) | 4,500 |
| Contract type name | GDS Contract | Carry forward general activity (UDA) | -54 |
| Purpose of contract | General and Orthodontic | 19/20 Contracted orthodontic activity (UOA) | 750 |
| Contract start date | 01/10/2013 | Carry forward orthodontic activity (UOA) | -9 |
| Contract end date | | Baseline contract value | £155,674.31 |

| ACCESS | Contract | England and Wales |
|----------------------------------------------|----------|-------------------|
| 24 month ratio of assessments to patient IDs | 1.05 | 1.07 |

| ACTIVITY | Contract |
|-------------------------------------------------------------------------------------------|----------|
| Contract assess and fit appliances (case starts) as a percentage of Area Team case starts | 0.3 % |

Cumulative percentage of contracted UOA delivered 2019 & 2020



| Month | Adjusted Scheduled Activity (UOA) | | |
|-----------|-----------------------------------|------|------|
| | 2018 | 2019 | 2020 |
| April | 5 | 136 | 9 |
| May | 51 | 183 | 114 |
| June | 98 | 227 | 156 |
| July | 189 | 354 | 282 |
| August | 265 | 481 | 345 |
| September | 337 | 544 | 387 |
| October | 448 | 607 | |
| November | 562 | 670 | |
| December | 652 | 670 | |
| January | 675 | 712 | |
| February | 717 | 754 | |
| March | 738 | 759 | |
| April | 759 | 759 | |
| May | 759 | 759 | |
| June | 759 | 759 | |

QUANTITY METRICS (rolling 12 month period)

| | Contract Quantity | Contract Base Number | Contract * | Area Team | Region | England |
|----------------------------------------------------------------------------------|-------------------|----------------------|------------|-----------|--------|---------|
| % of all assessments that were assess and fit appliances (case starts) | 28 | 33 | 84.8% | 54.6% | 58.9% | 57.9% |
| % of all assessments that were assess and refuse | 2 | 33 | 6.1% | 12.7% | 14.9% | 12.4% |
| % of all assessments that were assess and review | 3 | 33 | 9.1% | 32.7% | 26.3% | 29.7% |
| % of case starts with a reported IOTN of 3 and Aesthetic Component of 5 or below | 0 | 28 | N/A | 0.1% | 0.1% | 0.1% |
| % of case starts with a reported IOTN of 3 and Aesthetic Component of 6 or above | 0 | 28 | N/A | 5.7% | 6.1% | 4.0% |
| % of case starts with a reported IOTN of 4 | 22 | 28 | 78.6% | 80.1% | 78.5% | 78.0% |
| % of case starts with a reported IOTN of 5 | 6 | 28 | 21.4% | 13.2% | 13.7% | 16.6% |
| % of concluded courses in receipt of dual-arch fixed appliances | 2 | 3 | 66.7% | 74.6% | 78.8% | 74.0% |
| % of concluded courses where treatment was abandoned or discontinued | 0 | 3 | 0.0% | 6.8% | 6.9% | 8.5% |
| % of patients satisfied with the treatment they have received | 0 | 0 | N/A | 100.0% | 93.5% | 95.5% |

* Figures in italics indicate that the base number is less than 100.

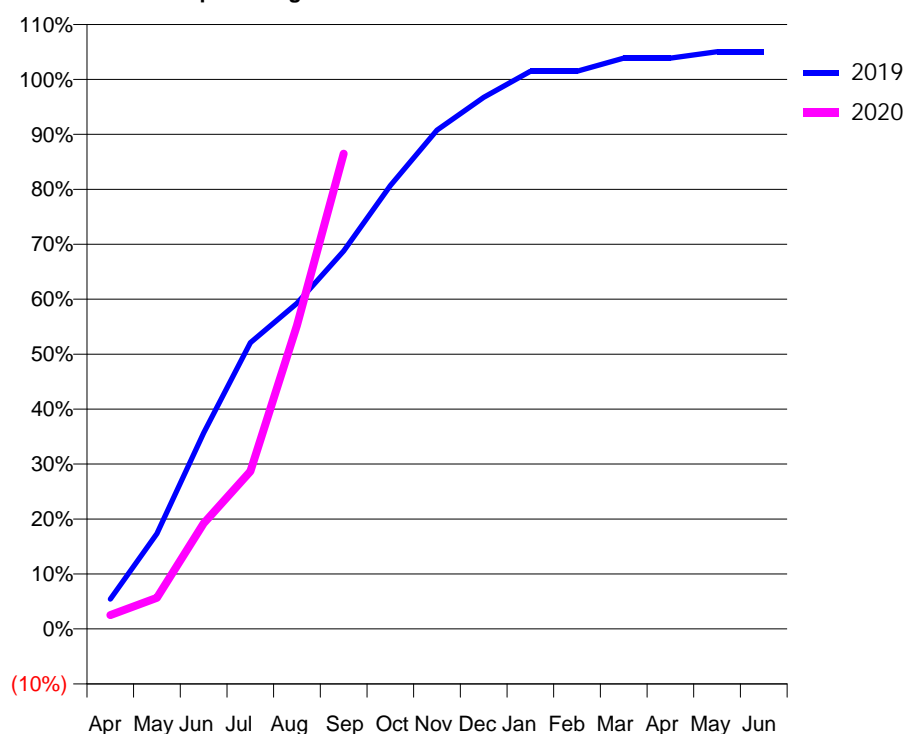
Q63 - Vital Signs Orthodontic At a Glance Contract Report for 336491/0002 - September 2019

| | | | |
|----------------------|-------------------|---------------------------------------------|-------------|
| Name or company name | MISS JA SILVESTER | 19/20 Contracted general activity (UDA) | 0 |
| Contract type name | PDS Contract | Carry forward general activity (UDA) | 0 |
| Purpose of contract | Orthodontic | 19/20 Contracted orthodontic activity (UOA) | 4,032 |
| Contract start date | 01/04/2011 | Carry forward orthodontic activity (UOA) | -35 |
| Contract end date | 30/09/2019 | Baseline contract value | £271,721.26 |

| ACCESS | Contract | England and Wales |
|----------------------------------------------|----------|-------------------|
| 24 month ratio of assessments to patient IDs | 1.01 | 1.07 |

| ACTIVITY | Contract |
|-------------------------------------------------------------------------------------------|----------|
| Contract assess and fit appliances (case starts) as a percentage of Area Team case starts | 2.0 % |

Cumulative percentage of contracted UOA delivered 2019 & 2020



| Month | Adjusted Scheduled Activity (UOA) | | |
|-----------|-----------------------------------|-------|-------|
| | 2018 | 2019 | 2020 |
| April | 35 | 96 | 102 |
| May | 613 | 306 | 228 |
| June | 897 | 629 | 774 |
| July | 1,048 | 919 | 1,156 |
| August | 1,177 | 1,045 | 2,227 |
| September | 1,324 | 1,213 | 3,487 |
| October | 1,430 | 1,423 | |
| November | 1,582 | 1,601 | |
| December | 1,667 | 1,706 | |
| January | 1,734 | 1,790 | |
| February | 1,734 | 1,790 | |
| March | 1,797 | 1,832 | |
| April | 1,797 | 1,832 | |
| May | 1,797 | 1,853 | |
| June | 1,797 | 1,853 | |

QUANTITY METRICS (rolling 12 month period)

| | Contract Quantity | Contract Base Number | Contract * | Area Team | Region | England |
|----------------------------------------------------------------------------------|-------------------|----------------------|------------|-----------|--------|---------|
| % of all assessments that were assess and fit appliances (case starts) | 198 | 200 | 99.0% | 54.6% | 58.9% | 57.9% |
| % of all assessments that were assess and refuse | 0 | 200 | 0.0% | 12.7% | 14.9% | 12.4% |
| % of all assessments that were assess and review | 2 | 200 | 1.0% | 32.7% | 26.3% | 29.7% |
| % of case starts with a reported IOTN of 3 and Aesthetic Component of 5 or below | 0 | 198 | N/A | 0.1% | 0.1% | 0.1% |
| % of case starts with a reported IOTN of 3 and Aesthetic Component of 6 or above | 5 | 198 | 2.5% | 5.7% | 6.1% | 4.0% |
| % of case starts with a reported IOTN of 4 | 161 | 198 | 81.3% | 80.1% | 78.5% | 78.0% |
| % of case starts with a reported IOTN of 5 | 31 | 198 | 15.7% | 13.2% | 13.7% | 16.6 % |
| % of concluded courses in receipt of dual-arch fixed appliances | 44 | 64 | 68.8% | 74.6% | 78.8% | 74.0% |
| % of concluded courses where treatment was abandoned or discontinued | 0 | 64 | 0.0% | 6.8% | 6.9% | 8.5% |
| % of patients satisfied with the treatment they have received | 0 | 0 | N/A | 100.0% | 93.5% | 95.5% |

* Figures in italics indicate that the base number is less than 100.

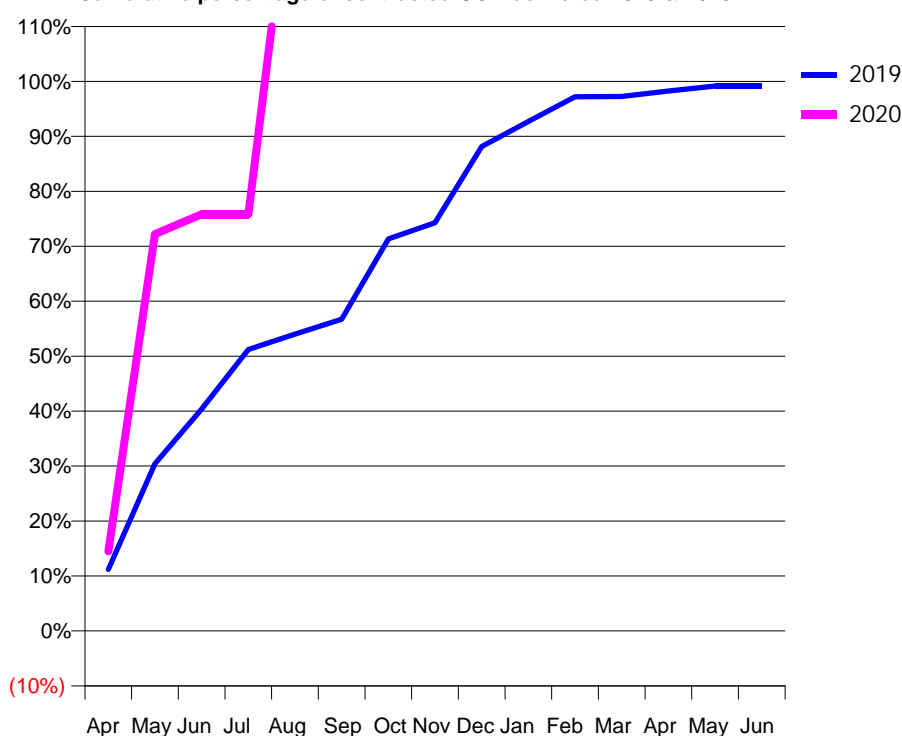
Q63 - Vital Signs Orthodontic At a Glance Contract Report for 339199/0002 - September 2019

| | | | |
|----------------------|--------------|---------------------------------------------|------------|
| Name or company name | MR K BANAI | 19/20 Contracted general activity (UDA) | 0 |
| Contract type name | PDS Contract | Carry forward general activity (UDA) | 0 |
| Purpose of contract | Orthodontic | 19/20 Contracted orthodontic activity (UOA) | 1,166 |
| Contract start date | 01/04/2006 | Carry forward orthodontic activity (UOA) | 20 |
| Contract end date | 30/09/2019 | Baseline contract value | £78,063.01 |

| ACCESS | Contract | England and Wales |
|----------------------------------------------|----------|-------------------|
| 24 month ratio of assessments to patient IDs | 1.01 | 1.07 |

| ACTIVITY | Contract |
|-------------------------------------------------------------------------------------------|----------|
| Contract assess and fit appliances (case starts) as a percentage of Area Team case starts | 1.5 % |

Cumulative percentage of contracted UOA delivered 2019 & 2020



| Month | Adjusted Scheduled Activity (UOA) | | |
|-----------|-----------------------------------|-------|-------|
| | 2018 | 2019 | 2020 |
| April | 112 | 261 | 169 |
| May | 180 | 709 | 842 |
| June | 412 | 941 | 884 |
| July | 1,001 | 1,194 | 884 |
| August | 1,279 | 1,259 | 1,674 |
| September | 1,447 | 1,322 | 1,954 |
| October | 1,663 | 1,663 | |
| November | 1,959 | 1,731 | |
| December | 2,211 | 2,055 | |
| January | 2,254 | 2,161 | |
| February | 2,298 | 2,266 | |
| March | 2,298 | 2,267 | |
| April | 2,298 | 2,290 | |
| May | 2,298 | 2,311 | |
| June | 2,298 | 2,311 | |

QUANTITY METRICS (rolling 12 month period)

| | Contract Quantity | Contract Base Number | Contract * | Area Team | Region | England |
|----------------------------------------------------------------------------------|-------------------|----------------------|------------|-----------|--------|---------|
| % of all assessments that were assess and fit appliances (case starts) | 145 | 182 | 79.7% | 54.6% | 58.9% | 57.9% |
| % of all assessments that were assess and refuse | 15 | 182 | 8.2% | 12.7% | 14.9% | 12.4% |
| % of all assessments that were assess and review | 22 | 182 | 12.1% | 32.7% | 26.3% | 29.7% |
| % of case starts with a reported IOTN of 3 and Aesthetic Component of 5 or below | 0 | 145 | N/A | 0.1% | 0.1% | 0.1% |
| % of case starts with a reported IOTN of 3 and Aesthetic Component of 6 or above | 28 | 145 | 19.3% | 5.7% | 6.1% | 4.0% |
| % of case starts with a reported IOTN of 4 | 96 | 145 | 66.2% | 80.1% | 78.5% | 78.0% |
| % of case starts with a reported IOTN of 5 | 20 | 145 | 13.8% | 13.2% | 13.7% | 16.6 % |
| % of concluded courses in receipt of dual-arch fixed appliances | 77 | 96 | 80.2% | 74.6% | 78.8% | 74.0% |
| % of concluded courses where treatment was abandoned or discontinued | 15 | 96 | 15.6% | 6.8% | 6.9% | 8.5% |
| % of patients satisfied with the treatment they have received | 1 | 1 | 100.0% | 100.0% | 93.5% | 95.5% |

* Figures in italics indicate that the base number is less than 100.

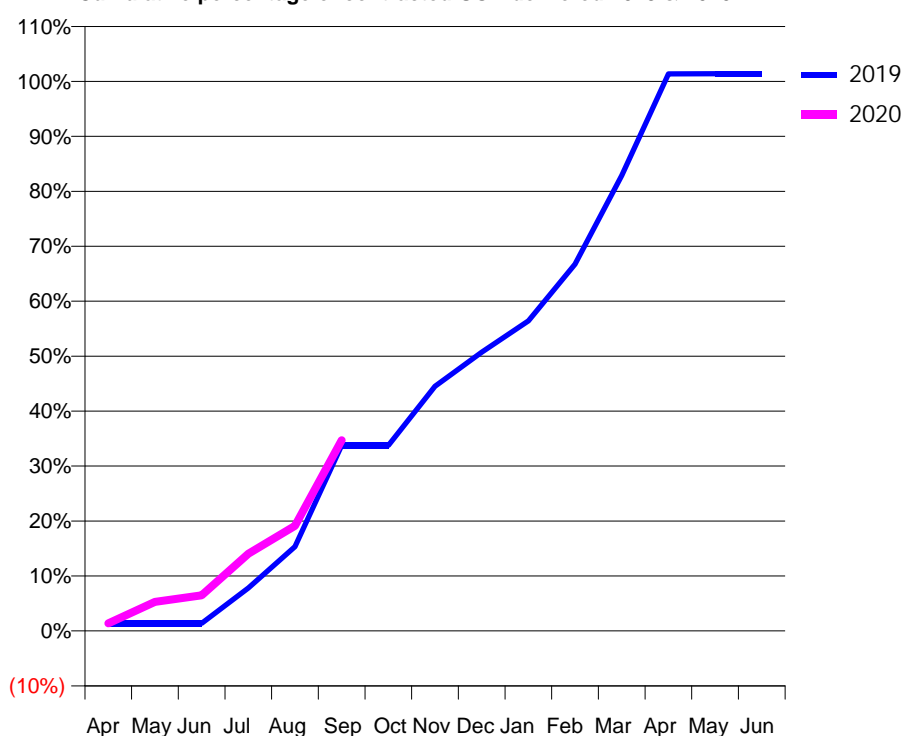
Q63 - Vital Signs Orthodontic At a Glance Contract Report for 623369/0002 - September 2019

| | | | |
|----------------------|-------------------------|---------------------------------------------|-------------|
| Name or company name | MR RP BATEMAN | 19/20 Contracted general activity (UDA) | 1,777 |
| Contract type name | PDS Contract | Carry forward general activity (UDA) | -35 |
| Purpose of contract | General and Orthodontic | 19/20 Contracted orthodontic activity (UOA) | 3,951 |
| Contract start date | 01/04/2006 | Carry forward orthodontic activity (UOA) | -55 |
| Contract end date | 31/03/2020 | Baseline contract value | £352,196.66 |

| ACCESS | Contract | England and Wales |
|----------------------------------------------|----------|-------------------|
| 24 month ratio of assessments to patient IDs | 1.08 | 1.07 |

| ACTIVITY | Contract |
|-------------------------------------------------------------------------------------------|----------|
| Contract assess and fit appliances (case starts) as a percentage of Area Team case starts | 1.9 % |

Cumulative percentage of contracted UOA delivered 2019 & 2020



| Month | Adjusted Scheduled Activity (UOA) | | |
|-----------|-----------------------------------|-------|-------|
| | 2018 | 2019 | 2020 |
| April | 59 | 55 | 55 |
| May | 59 | 55 | 210 |
| June | 134 | 55 | 257 |
| July | 300 | 309 | 556 |
| August | 668 | 605 | 756 |
| September | 1,270 | 1,334 | 1,372 |
| October | 1,338 | 1,334 | |
| November | 1,606 | 1,759 | |
| December | 1,606 | 2,004 | |
| January | 1,989 | 2,230 | |
| February | 2,572 | 2,637 | |
| March | 3,484 | 3,274 | |
| April | 3,898 | 4,004 | |
| May | 4,006 | 4,006 | |
| June | 4,006 | 4,006 | |

QUANTITY METRICS (rolling 12 month period)

| | Contract Quantity | Contract Base Number | Contract * | Area Team | Region | England |
|----------------------------------------------------------------------------------|-------------------|----------------------|------------|-----------|--------|---------|
| % of all assessments that were assess and fit appliances (case starts) | 186 | 434 | 42.9% | 54.6% | 58.9% | 57.9% |
| % of all assessments that were assess and refuse | 25 | 434 | 5.8% | 12.7% | 14.9% | 12.4% |
| % of all assessments that were assess and review | 223 | 434 | 51.4% | 32.7% | 26.3% | 29.7% |
| % of case starts with a reported IOTN of 3 and Aesthetic Component of 5 or below | 0 | 186 | N/A | 0.1% | 0.1% | 0.1% |
| % of case starts with a reported IOTN of 3 and Aesthetic Component of 6 or above | 25 | 186 | 13.4% | 5.7% | 6.1% | 4.0% |
| % of case starts with a reported IOTN of 4 | 122 | 186 | 65.6% | 80.1% | 78.5% | 78.0% |
| % of case starts with a reported IOTN of 5 | 21 | 186 | 11.3% | 13.2% | 13.7% | 16.6 % |
| % of concluded courses in receipt of dual-arch fixed appliances | 137 | 187 | 73.3% | 74.6% | 78.8% | 74.0% |
| % of concluded courses where treatment was abandoned or discontinued | 14 | 187 | 7.5% | 6.8% | 6.9% | 8.5% |
| % of patients satisfied with the treatment they have received | 0 | 0 | N/A | 100.0% | 93.5% | 95.5% |

* Figures in italics indicate that the base number is less than 100.

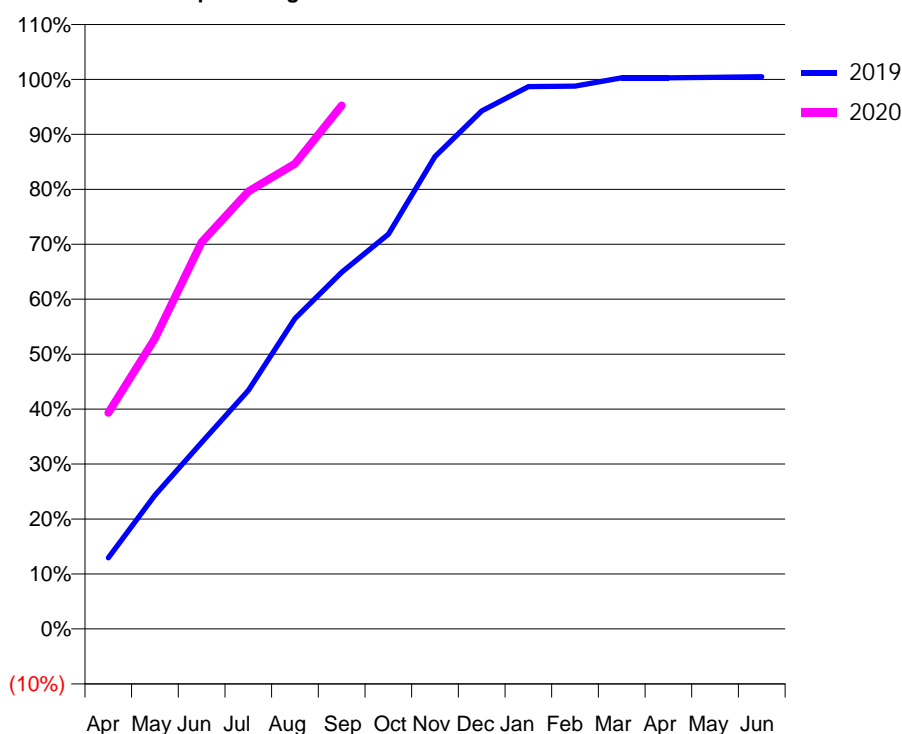
Q63 - Vital Signs Orthodontic At a Glance Contract Report for 748838/0001 - September 2019

| | | | |
|----------------------|----------------|---------------------------------------------|-------------|
| Name or company name | MR PS WILLIAMS | 19/20 Contracted general activity (UDA) | 0 |
| Contract type name | PDS Contract | Carry forward general activity (UDA) | 0 |
| Purpose of contract | Orthodontic | 19/20 Contracted orthodontic activity (UOA) | 10,241 |
| Contract start date | 01/04/2006 | Carry forward orthodontic activity (UOA) | -100 |
| Contract end date | 30/09/2019 | Baseline contract value | £723,842.18 |

| ACCESS | Contract | England and Wales |
|----------------------------------------------|----------|-------------------|
| 24 month ratio of assessments to patient IDs | 1.02 | 1.07 |

| ACTIVITY | Contract |
|-------------------------------------------------------------------------------------------|----------|
| Contract assess and fit appliances (case starts) as a percentage of Area Team case starts | 7.7 % |

Cumulative percentage of contracted UOA delivered 2019 & 2020



| Month | Adjusted Scheduled Activity (UOA) | | |
|-----------|-----------------------------------|--------|-------|
| | 2018 | 2019 | 2020 |
| April | 2,631 | 2,652 | 4,026 |
| May | 3,678 | 4,982 | 5,411 |
| June | 4,370 | 6,949 | 7,208 |
| July | 6,437 | 8,887 | 8,153 |
| August | 8,120 | 11,567 | 8,669 |
| September | 9,460 | 13,291 | 9,754 |
| October | 10,851 | 14,709 | |
| November | 12,314 | 17,603 | |
| December | 13,544 | 19,300 | |
| January | 15,487 | 20,211 | |
| February | 18,857 | 20,232 | |
| March | 20,611 | 20,539 | |
| April | 20,624 | 20,539 | |
| May | 20,646 | 20,560 | |
| June | 20,646 | 20,581 | |

QUANTITY METRICS (rolling 12 month period)

| | Contract Quantity | Contract Base Number | Contract * | Area Team | Region | England |
|----------------------------------------------------------------------------------|-------------------|----------------------|------------|-----------|--------|---------|
| % of all assessments that were assess and fit appliances (case starts) | 771 | 1,635 | 47.2% | 54.6% | 58.9% | 57.9% |
| % of all assessments that were assess and refuse | 415 | 1,635 | 25.4% | 12.7% | 14.9% | 12.4% |
| % of all assessments that were assess and review | 449 | 1,635 | 27.5% | 32.7% | 26.3% | 29.7% |
| % of case starts with a reported IOTN of 3 and Aesthetic Component of 5 or below | 3 | 771 | 0.4% | 0.1% | 0.1% | 0.1% |
| % of case starts with a reported IOTN of 3 and Aesthetic Component of 6 or above | 104 | 771 | 13.5% | 5.7% | 6.1% | 4.0% |
| % of case starts with a reported IOTN of 4 | 580 | 771 | 75.2% | 80.1% | 78.5% | 78.0% |
| % of case starts with a reported IOTN of 5 | 81 | 771 | 10.5% | 13.2% | 13.7% | 16.6 % |
| % of concluded courses in receipt of dual-arch fixed appliances | 203 | 814 | 24.9% | 74.6% | 78.8% | 74.0% |
| % of concluded courses where treatment was abandoned or discontinued | 64 | 814 | 7.9% | 6.8% | 6.9% | 8.5% |
| % of patients satisfied with the treatment they have received | 1 | 1 | 100.0% | 100.0% | 93.5% | 95.5% |

* Figures in italics indicate that the base number is less than 100.

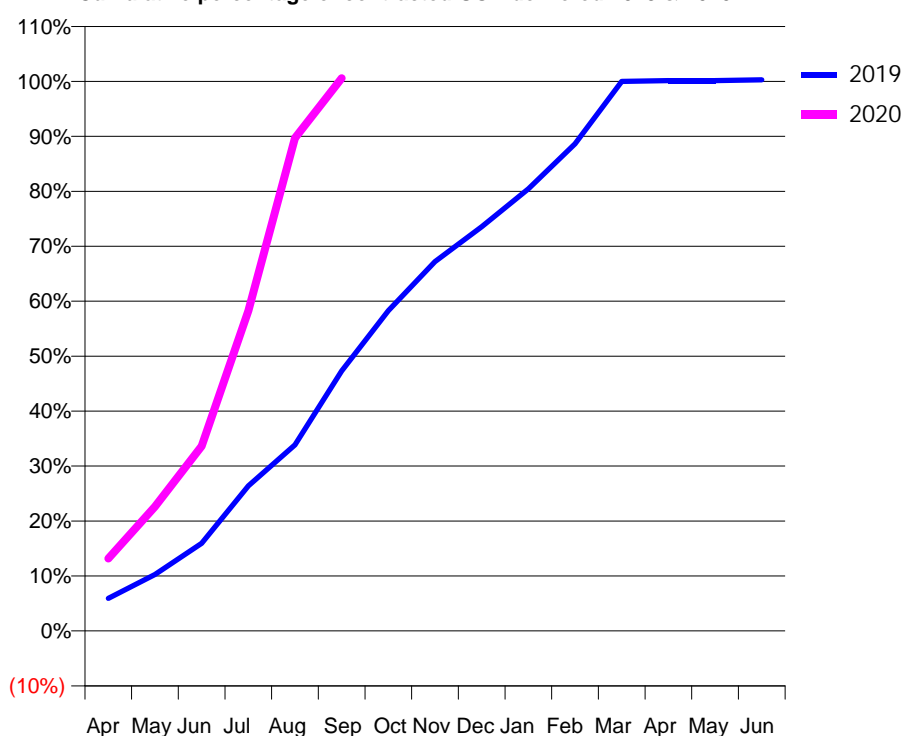
Q63 - Vital Signs Orthodontic At a Glance Contract Report for 748838/0002 - September 2019

| | | | |
|----------------------|----------------|---------------------------------------------|-------------|
| Name or company name | MR PS WILLIAMS | 19/20 Contracted general activity (UDA) | 0 |
| Contract type name | PDS Contract | Carry forward general activity (UDA) | 0 |
| Purpose of contract | Orthodontic | 19/20 Contracted orthodontic activity (UOA) | 7,749 |
| Contract start date | 18/12/2008 | Carry forward orthodontic activity (UOA) | -44 |
| Contract end date | 30/09/2019 | Baseline contract value | £532,418.79 |

| ACCESS | Contract | England and Wales |
|----------------------------------------------|----------|-------------------|
| 24 month ratio of assessments to patient IDs | 1.04 | 1.07 |

| ACTIVITY | Contract |
|-------------------------------------------------------------------------------------------|----------|
| Contract assess and fit appliances (case starts) as a percentage of Area Team case starts | 7.3 % |

Cumulative percentage of contracted UOA delivered 2019 & 2020



| Month | Adjusted Scheduled Activity (UOA) | | |
|-----------|-----------------------------------|--------|-------|
| | 2018 | 2019 | 2020 |
| April | 929 | 920 | 1,022 |
| May | 2,594 | 1,593 | 1,753 |
| June | 3,453 | 2,473 | 2,606 |
| July | 4,931 | 4,095 | 4,514 |
| August | 6,079 | 5,248 | 6,949 |
| September | 6,899 | 7,331 | 7,794 |
| October | 8,043 | 9,037 | |
| November | 9,533 | 10,416 | |
| December | 11,304 | 11,398 | |
| January | 11,959 | 12,471 | |
| February | 13,312 | 13,736 | |
| March | 15,655 | 15,498 | |
| April | 16,211 | 15,520 | |
| May | 16,232 | 15,520 | |
| June | 16,232 | 15,542 | |

QUANTITY METRICS (rolling 12 month period)

| | Contract Quantity | Contract Base Number | Contract * | Area Team | Region | England |
|----------------------------------------------------------------------------------|-------------------|----------------------|------------|-----------|--------|---------|
| % of all assessments that were assess and fit appliances (case starts) | 729 | 1,561 | 46.7% | 54.6% | 58.9% | 57.9% |
| % of all assessments that were assess and refuse | 361 | 1,561 | 23.1% | 12.7% | 14.9% | 12.4% |
| % of all assessments that were assess and review | 471 | 1,561 | 30.2% | 32.7% | 26.3% | 29.7% |
| % of case starts with a reported IOTN of 3 and Aesthetic Component of 5 or below | 2 | 729 | 0.3% | 0.1% | 0.1% | 0.1% |
| % of case starts with a reported IOTN of 3 and Aesthetic Component of 6 or above | 44 | 729 | 6.0% | 5.7% | 6.1% | 4.0% |
| % of case starts with a reported IOTN of 4 | 592 | 729 | 81.2% | 80.1% | 78.5% | 78.0% |
| % of case starts with a reported IOTN of 5 | 79 | 729 | 10.8% | 13.2% | 13.7% | 16.6 % |
| % of concluded courses in receipt of dual-arch fixed appliances | 448 | 486 | 92.2% | 74.6% | 78.8% | 74.0% |
| % of concluded courses where treatment was abandoned or discontinued | 20 | 486 | 4.1% | 6.8% | 6.9% | 8.5% |
| % of patients satisfied with the treatment they have received | 3 | 3 | 100.0% | 100.0% | 93.5% | 95.5% |

* Figures in italics indicate that the base number is less than 100.

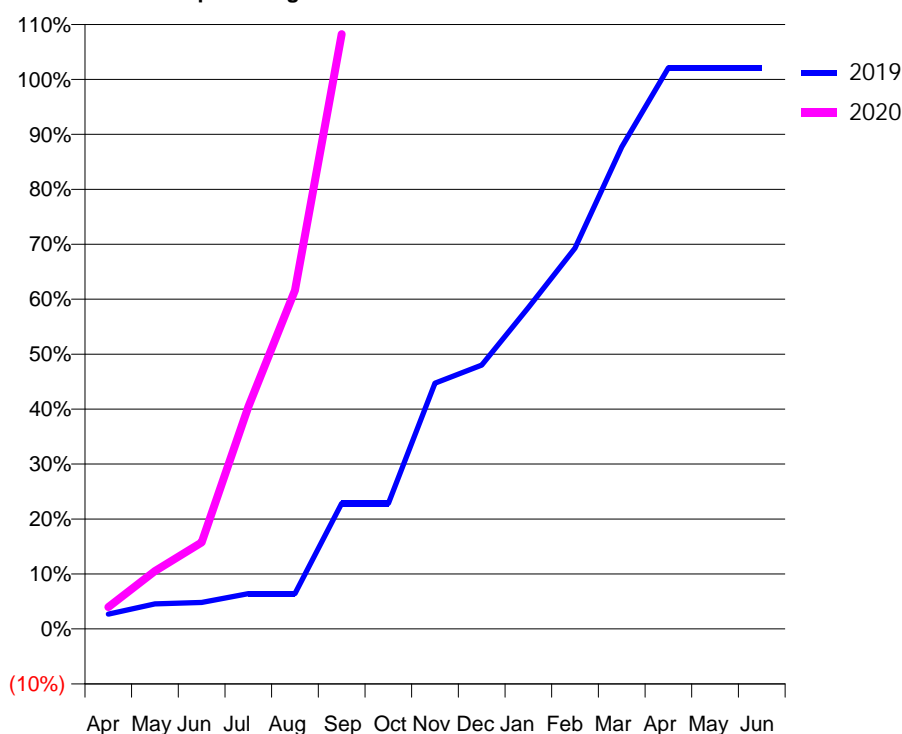
Q63 - Vital Signs Orthodontic At a Glance Contract Report for 751618/0001 - September 2019

| | | | |
|----------------------|---------------|---------------------------------------------|-------------|
| Name or company name | MISS K BORHAN | 19/20 Contracted general activity (UDA) | 0 |
| Contract type name | PDS Contract | Carry forward general activity (UDA) | 0 |
| Purpose of contract | Orthodontic | 19/20 Contracted orthodontic activity (UOA) | 2,302 |
| Contract start date | 01/04/2006 | Carry forward orthodontic activity (UOA) | -92 |
| Contract end date | 30/09/2019 | Baseline contract value | £151,628.58 |

| ACCESS | Contract | England and Wales |
|----------------------------------------------|----------|-------------------|
| 24 month ratio of assessments to patient IDs | 1.11 | 1.07 |

| ACTIVITY | Contract |
|-------------------------------------------------------------------------------------------|----------|
| Contract assess and fit appliances (case starts) as a percentage of Area Team case starts | 2.8 % |

Cumulative percentage of contracted UOA delivered 2019 & 2020



| Month | Adjusted Scheduled Activity (UOA) | | |
|-----------|-----------------------------------|-------|-------|
| | 2018 | 2019 | 2020 |
| April | 92 | 125 | 92 |
| May | 401 | 211 | 243 |
| June | 737 | 222 | 362 |
| July | 1,088 | 295 | 931 |
| August | 1,398 | 295 | 1,418 |
| September | 1,663 | 1,052 | 2,492 |
| October | 1,941 | 1,052 | |
| November | 2,242 | 2,058 | |
| December | 2,647 | 2,210 | |
| January | 2,764 | 2,693 | |
| February | 2,960 | 3,190 | |
| March | 3,031 | 4,037 | |
| April | 3,607 | 4,701 | |
| May | 4,719 | 4,701 | |
| June | 4,719 | 4,702 | |

QUANTITY METRICS (rolling 12 month period)

| | Contract Quantity | Contract Base Number | Contract * | Area Team | Region | England |
|----------------------------------------------------------------------------------|-------------------|----------------------|------------|-----------|--------|---------|
| % of all assessments that were assess and fit appliances (case starts) | 275 | 647 | 42.5% | 54.6% | 58.9% | 57.9% |
| % of all assessments that were assess and refuse | 46 | 647 | 7.1% | 12.7% | 14.9% | 12.4% |
| % of all assessments that were assess and review | 326 | 647 | 50.4% | 32.7% | 26.3% | 29.7% |
| % of case starts with a reported IOTN of 3 and Aesthetic Component of 5 or below | 0 | 275 | N/A | 0.1% | 0.1% | 0.1% |
| % of case starts with a reported IOTN of 3 and Aesthetic Component of 6 or above | 5 | 275 | 1.8% | 5.7% | 6.1% | 4.0% |
| % of case starts with a reported IOTN of 4 | 240 | 275 | 87.3% | 80.1% | 78.5% | 78.0% |
| % of case starts with a reported IOTN of 5 | 30 | 275 | 10.9% | 13.2% | 13.7% | 16.6 % |
| % of concluded courses in receipt of dual-arch fixed appliances | 43 | 56 | 76.8% | 74.6% | 78.8% | 74.0% |
| % of concluded courses where treatment was abandoned or discontinued | 9 | 56 | 16.1% | 6.8% | 6.9% | 8.5% |
| % of patients satisfied with the treatment they have received | 0 | 0 | N/A | 100.0% | 93.5% | 95.5% |

* Figures in italics indicate that the base number is less than 100.

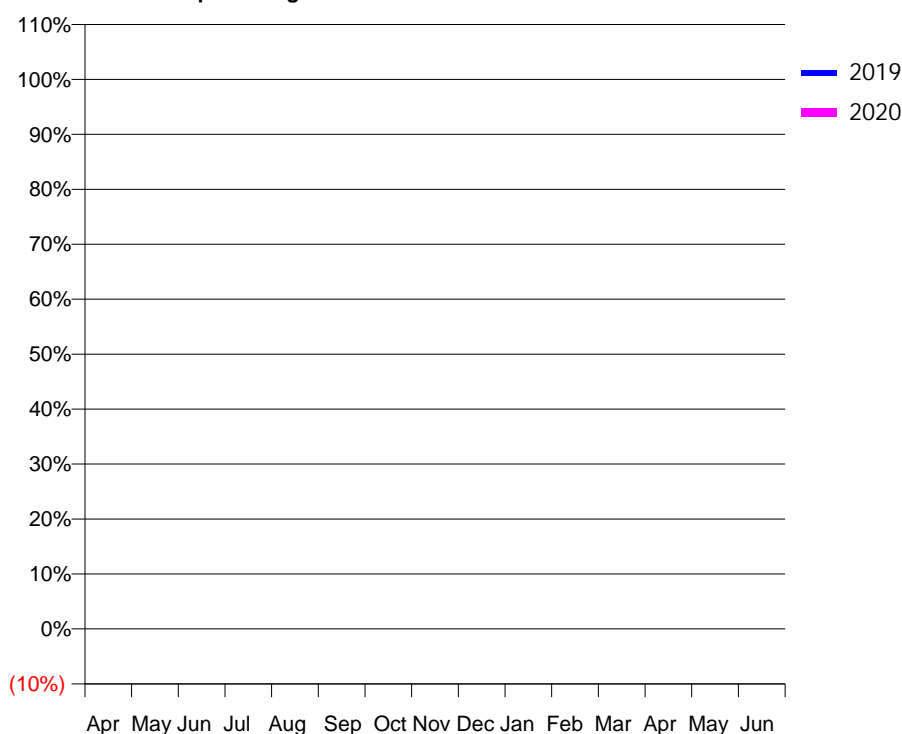
Q63 - Vital Signs Orthodontic At a Glance Contract Report for 752304/0002 - September 2019

| | | | |
|----------------------|--------------|---------------------------------------------|-------------|
| Name or company name | MR MS DARR | 19/20 Contracted general activity (UDA) | 21,659 |
| Contract type name | GDS Contract | Carry forward general activity (UDA) | 447 |
| Purpose of contract | General | 19/20 Contracted orthodontic activity (UOA) | 0 |
| Contract start date | 01/01/2007 | Carry forward orthodontic activity (UOA) | 0 |
| Contract end date | | Baseline contract value | £577,287.94 |

| ACCESS | Contract | England and Wales |
|----------------------------------------------|----------|-------------------|
| 24 month ratio of assessments to patient IDs | 1.00 | 1.07 |

| ACTIVITY | Contract |
|-------------------------------------------------------------------------------------------|----------|
| Contract assess and fit appliances (case starts) as a percentage of Area Team case starts | 0.1 % |

Cumulative percentage of contracted UOA delivered 2019 & 2020



| Month | Adjusted Scheduled Activity (UOA) | | |
|-----------|-----------------------------------|------|------|
| | 2018 | 2019 | 2020 |
| April | 0 | 5 | 0 |
| May | 0 | 8 | 0 |
| June | 2 | 9 | 21 |
| July | 2 | 11 | 0 |
| August | 3 | 14 | 0 |
| September | 3 | 1 | 42 |
| October | 7 | 2 | |
| November | 8 | 3 | |
| December | 1 | 3 | |
| January | 1 | 5 | |
| February | 2 | 5 | |
| March | 22 | 1 | |
| April | 22 | 1 | |
| May | 22 | 1 | |
| June | 22 | 1 | |

QUANTITY METRICS (rolling 12 month period)

| | Contract Quantity | Contract Base Number | Contract * | Area Team | Region | England |
|----------------------------------------------------------------------------------|-------------------|----------------------|------------|-----------|--------|---------|
| % of all assessments that were assess and fit appliances (case starts) | 6 | 15 | 40.0% | 54.6% | 58.9% | 57.9% |
| % of all assessments that were assess and refuse | 3 | 15 | 20.0% | 12.7% | 14.9% | 12.4% |
| % of all assessments that were assess and review | 6 | 15 | 40.0% | 32.7% | 26.3% | 29.7% |
| % of case starts with a reported IOTN of 3 and Aesthetic Component of 5 or below | 0 | 6 | N/A | 0.1% | 0.1% | 0.1% |
| % of case starts with a reported IOTN of 3 and Aesthetic Component of 6 or above | 1 | 6 | 16.7% | 5.7% | 6.1% | 4.0% |
| % of case starts with a reported IOTN of 4 | 5 | 6 | 83.3% | 80.1% | 78.5% | 78.0% |
| % of case starts with a reported IOTN of 5 | 0 | 6 | N/A | 13.2% | 13.7% | 16.6 % |
| % of concluded courses in receipt of dual-arch fixed appliances | 2 | 7 | 28.6% | 74.6% | 78.8% | 74.0% |
| % of concluded courses where treatment was abandoned or discontinued | 0 | 7 | 0.0% | 6.8% | 6.9% | 8.5% |
| % of patients satisfied with the treatment they have received | 0 | 0 | N/A | 100.0% | 93.5% | 95.5% |

* Figures in italics indicate that the base number is less than 100.

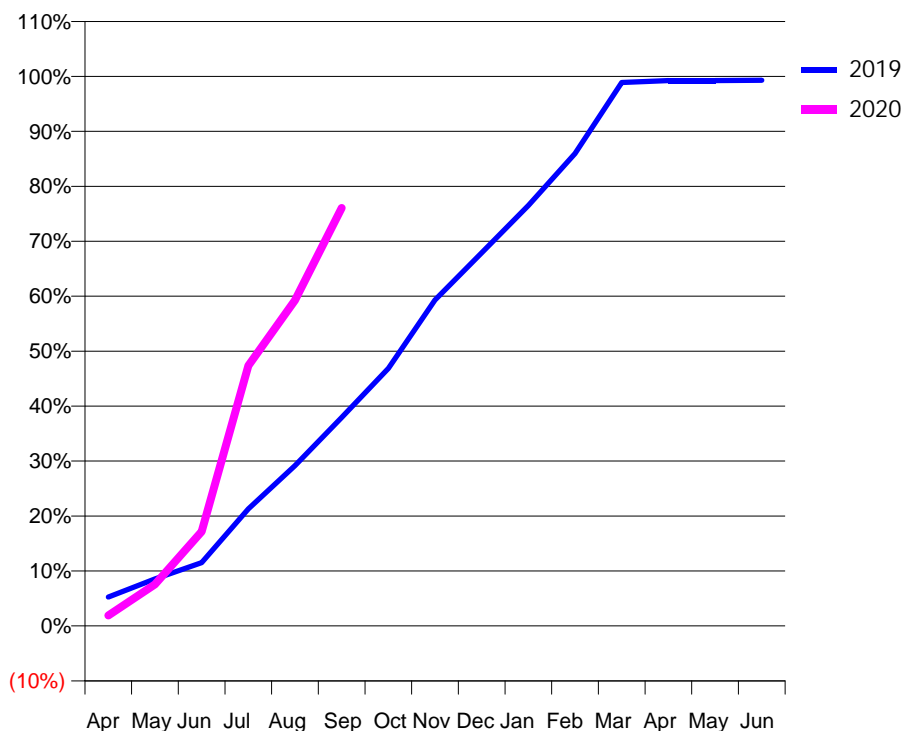
Q63 - Vital Signs Orthodontic At a Glance Contract Report for 752304/0003 - September 2019

| | | | |
|----------------------|--------------|---------------------------------------------|-------------|
| Name or company name | MR MS DARR | 19/20 Contracted general activity (UDA) | 0 |
| Contract type name | PDS Contract | Carry forward general activity (UDA) | 0 |
| Purpose of contract | Orthodontic | 19/20 Contracted orthodontic activity (UOA) | 5,350 |
| Contract start date | 01/04/2010 | Carry forward orthodontic activity (UOA) | 47 |
| Contract end date | 30/09/2019 | Baseline contract value | £380,491.94 |

| ACCESS | Contract | England and Wales |
|----------------------------------------------|----------|-------------------|
| 24 month ratio of assessments to patient IDs | 1.11 | 1.07 |

| ACTIVITY | Contract |
|-------------------------------------------------------------------------------------------|----------|
| Contract assess and fit appliances (case starts) as a percentage of Area Team case starts | 3.7 % |

Cumulative percentage of contracted UOA delivered 2019 & 2020



| Month | Adjusted Scheduled Activity (UOA) | | |
|-----------|-----------------------------------|-------|-------|
| | 2018 | 2019 | 2020 |
| April | 148 | 342 | 102 |
| May | 235 | 556 | 404 |
| June | 393 | 748 | 918 |
| July | 604 | 1,386 | 2,535 |
| August | 876 | 1,897 | 3,170 |
| September | 1,102 | 2,466 | 4,070 |
| October | 1,683 | 3,047 | |
| November | 2,349 | 3,854 | |
| December | 3,011 | 4,415 | |
| January | 3,435 | 4,974 | |
| February | 4,851 | 5,587 | |
| March | 6,502 | 6,427 | |
| April | 6,504 | 6,450 | |
| May | 6,505 | 6,450 | |
| June | 6,505 | 6,453 | |

QUANTITY METRICS (rolling 12 month period)

| | Contract Quantity | Contract Base Number | Contract * | Area Team | Region | England |
|----------------------------------------------------------------------------------|-------------------|----------------------|------------|-----------|--------|---------|
| % of all assessments that were assess and fit appliances (case starts) | 374 | 775 | 48.3% | 54.6% | 58.9% | 57.9% |
| % of all assessments that were assess and refuse | 119 | 775 | 15.4% | 12.7% | 14.9% | 12.4% |
| % of all assessments that were assess and review | 282 | 775 | 36.4% | 32.7% | 26.3% | 29.7% |
| % of case starts with a reported IOTN of 3 and Aesthetic Component of 5 or below | 3 | 374 | 0.8% | 0.1% | 0.1% | 0.1% |
| % of case starts with a reported IOTN of 3 and Aesthetic Component of 6 or above | 50 | 374 | 13.4% | 5.7% | 6.1% | 4.0% |
| % of case starts with a reported IOTN of 4 | 274 | 374 | 73.3% | 80.1% | 78.5% | 78.0% |
| % of case starts with a reported IOTN of 5 | 39 | 374 | 10.4% | 13.2% | 13.7% | 16.6 % |
| % of concluded courses in receipt of dual-arch fixed appliances | 144 | 221 | 65.2% | 74.6% | 78.8% | 74.0% |
| % of concluded courses where treatment was abandoned or discontinued | 71 | 221 | 32.1% | 6.8% | 6.9% | 8.5% |
| % of patients satisfied with the treatment they have received | 1 | 1 | 100.0% | 100.0% | 93.5% | 95.5% |

* Figures in italics indicate that the base number is less than 100.

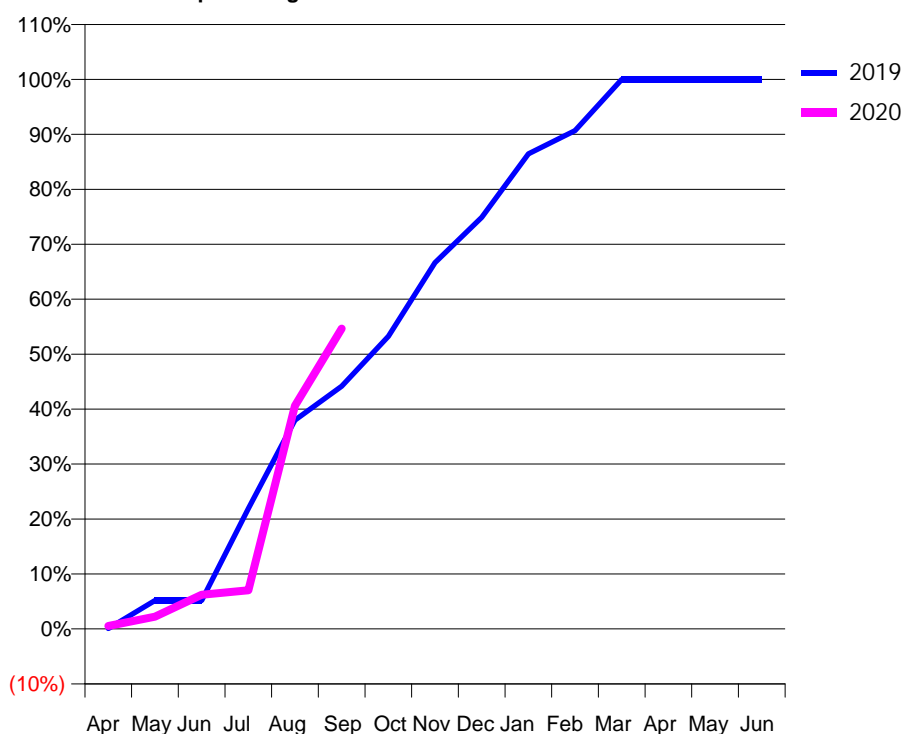
Q63 - Vital Signs Orthodontic At a Glance Contract Report for 755192/0001 - September 2019

| | | | |
|----------------------|--------------|---------------------------------------------|-------------|
| Name or company name | MR JP WARD | 19/20 Contracted general activity (UDA) | 0 |
| Contract type name | PDS Contract | Carry forward general activity (UDA) | 0 |
| Purpose of contract | Orthodontic | 19/20 Contracted orthodontic activity (UOA) | 3,102 |
| Contract start date | 01/04/2006 | Carry forward orthodontic activity (UOA) | 0 |
| Contract end date | 30/09/2019 | Baseline contract value | £210,099.18 |

| ACCESS | Contract | England and Wales |
|----------------------------------------------|----------|-------------------|
| 24 month ratio of assessments to patient IDs | 1.04 | 1.07 |

| ACTIVITY | Contract |
|-------------------------------------------------------------------------------------------|----------|
| Contract assess and fit appliances (case starts) as a percentage of Area Team case starts | 1.6 % |

Cumulative percentage of contracted UOA delivered 2019 & 2020



| Month | Adjusted Scheduled Activity (UOA) | | |
|-----------|-----------------------------------|-------|-------|
| | 2018 | 2019 | 2020 |
| April | -13 | 3 | 17 |
| May | 167 | 176 | 70 |
| June | 473 | 176 | 193 |
| July | 864 | 746 | 219 |
| August | 1,408 | 1,292 | 1,260 |
| September | 1,720 | 1,502 | 1,695 |
| October | 2,034 | 1,811 | |
| November | 2,359 | 2,267 | |
| December | 2,527 | 2,547 | |
| January | 2,729 | 2,940 | |
| February | 3,002 | 3,084 | |
| March | 3,215 | 3,401 | |
| April | 3,383 | 3,401 | |
| May | 3,404 | 3,401 | |
| June | 3,404 | 3,401 | |

QUANTITY METRICS (rolling 12 month period)

| | Contract Quantity | Contract Base Number | Contract * | Area Team | Region | England |
|----------------------------------------------------------------------------------|-------------------|----------------------|------------|-----------|--------|---------|
| % of all assessments that were assess and fit appliances (case starts) | 156 | 560 | 27.9% | 54.6% | 58.9% | 57.9% |
| % of all assessments that were assess and refuse | 82 | 560 | 14.6% | 12.7% | 14.9% | 12.4% |
| % of all assessments that were assess and review | 322 | 560 | 57.5% | 32.7% | 26.3% | 29.7% |
| % of case starts with a reported IOTN of 3 and Aesthetic Component of 5 or below | 1 | 156 | 0.6% | 0.1% | 0.1% | 0.1% |
| % of case starts with a reported IOTN of 3 and Aesthetic Component of 6 or above | 2 | 156 | 1.3% | 5.7% | 6.1% | 4.0% |
| % of case starts with a reported IOTN of 4 | 115 | 156 | 73.7% | 80.1% | 78.5% | 78.0% |
| % of case starts with a reported IOTN of 5 | 31 | 156 | 19.9% | 13.2% | 13.7% | 16.6 % |
| % of concluded courses in receipt of dual-arch fixed appliances | 68 | 77 | 88.3% | 74.6% | 78.8% | 74.0% |
| % of concluded courses where treatment was abandoned or discontinued | 4 | 77 | 5.2% | 6.8% | 6.9% | 8.5% |
| % of patients satisfied with the treatment they have received | 0 | 0 | N/A | 100.0% | 93.5% | 95.5% |

* Figures in italics indicate that the base number is less than 100.

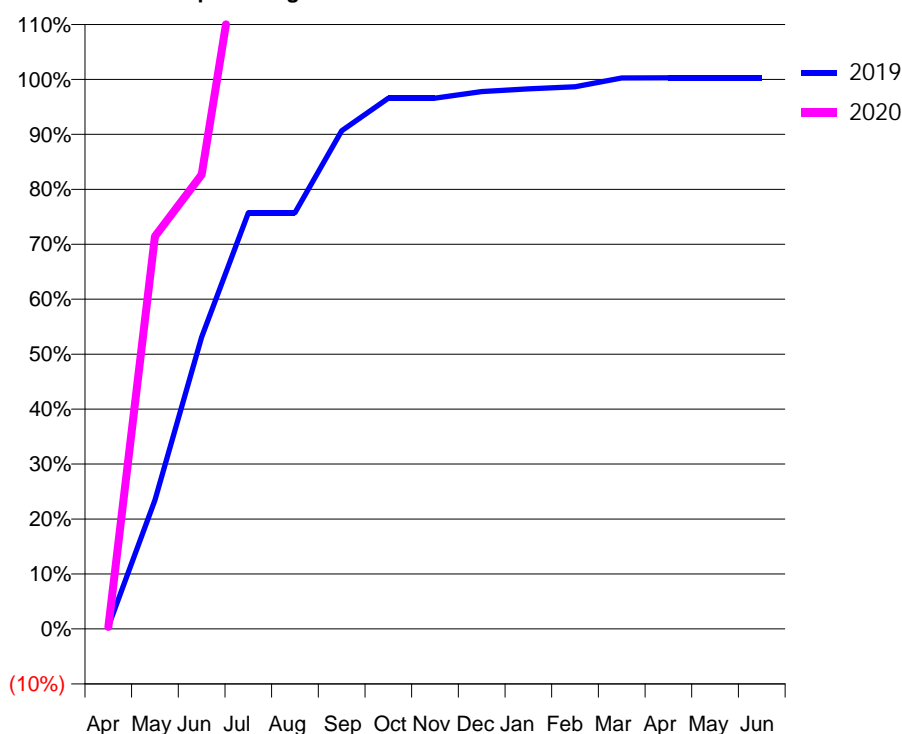
Q63 - Vital Signs Orthodontic At a Glance Contract Report for 760757/0001 - September 2019

| | | | |
|----------------------|--------------|---------------------------------------------|-------------|
| Name or company name | MR PA HILL | 19/20 Contracted general activity (UDA) | 0 |
| Contract type name | PDS Contract | Carry forward general activity (UDA) | 0 |
| Purpose of contract | Orthodontic | 19/20 Contracted orthodontic activity (UOA) | 5,409 |
| Contract start date | 01/04/2006 | Carry forward orthodontic activity (UOA) | -20 |
| Contract end date | 31/12/2019 | Baseline contract value | £369,911.40 |

| ACCESS | Contract | England and Wales |
|----------------------------------------------|----------|-------------------|
| 24 month ratio of assessments to patient IDs | 1.16 | 1.07 |

| ACTIVITY | Contract |
|-------------------------------------------------------------------------------------------|----------|
| Contract assess and fit appliances (case starts) as a percentage of Area Team case starts | 3.9 % |

Cumulative percentage of contracted UOA delivered 2019 & 2020



| Month | Adjusted Scheduled Activity (UOA) | | |
|-----------|-----------------------------------|-------|-------|
| | 2018 | 2019 | 2020 |
| April | 604 | 33 | 20 |
| May | 1,542 | 1,689 | 3,863 |
| June | 2,291 | 3,831 | 4,472 |
| July | 3,746 | 5,462 | 7,286 |
| August | 5,214 | 5,462 | 7,790 |
| September | 5,551 | 6,538 | 7,790 |
| October | 6,124 | 6,965 | |
| November | 6,876 | 6,965 | |
| December | 6,963 | 7,052 | |
| January | 6,963 | 7,087 | |
| February | 7,057 | 7,115 | |
| March | 7,140 | 7,231 | |
| April | 7,221 | 7,232 | |
| May | 7,223 | 7,232 | |
| June | 7,245 | 7,232 | |

QUANTITY METRICS (rolling 12 month period)

| | Contract Quantity | Contract Base Number | Contract * | Area Team | Region | England |
|----------------------------------------------------------------------------------|-------------------|----------------------|------------|-----------|--------|---------|
| % of all assessments that were assess and fit appliances (case starts) | 391 | 645 | 60.6% | 54.6% | 58.9% | 57.9% |
| % of all assessments that were assess and refuse | 1 | 645 | 0.2% | 12.7% | 14.9% | 12.4% |
| % of all assessments that were assess and review | 253 | 645 | 39.2% | 32.7% | 26.3% | 29.7% |
| % of case starts with a reported IOTN of 3 and Aesthetic Component of 5 or below | 0 | 391 | N/A | 0.1% | 0.1% | 0.1% |
| % of case starts with a reported IOTN of 3 and Aesthetic Component of 6 or above | 3 | 391 | 0.8% | 5.7% | 6.1% | 4.0% |
| % of case starts with a reported IOTN of 4 | 379 | 391 | 96.9% | 80.1% | 78.5% | 78.0% |
| % of case starts with a reported IOTN of 5 | 2 | 391 | 0.5% | 13.2% | 13.7% | 16.6 % |
| % of concluded courses in receipt of dual-arch fixed appliances | 88 | 199 | 44.2% | 74.6% | 78.8% | 74.0% |
| % of concluded courses where treatment was abandoned or discontinued | 1 | 199 | 0.5% | 6.8% | 6.9% | 8.5% |
| % of patients satisfied with the treatment they have received | 1 | 1 | 100.0% | 100.0% | 93.5% | 95.5% |

* Figures in italics indicate that the base number is less than 100.

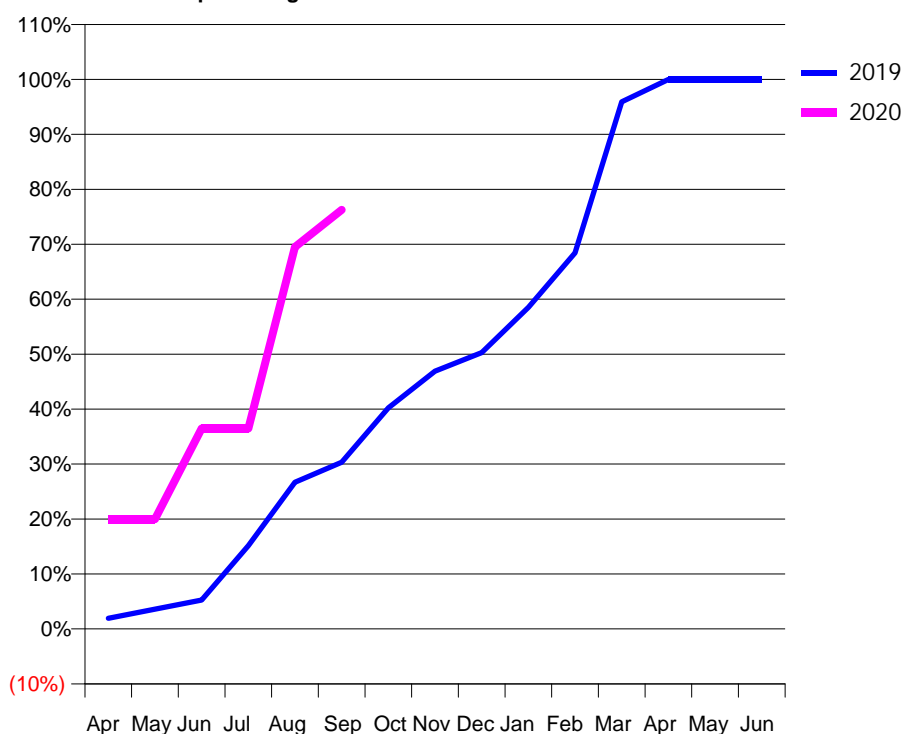
Q63 - Vital Signs Orthodontic At a Glance Contract Report for 762210/0001 - September 2019

| | | | |
|----------------------|---------------|---------------------------------------------|------------|
| Name or company name | MISS CA STOCK | 19/20 Contracted general activity (UDA) | 0 |
| Contract type name | PDS Contract | Carry forward general activity (UDA) | 0 |
| Purpose of contract | Orthodontic | 19/20 Contracted orthodontic activity (UOA) | 636 |
| Contract start date | 01/04/2006 | Carry forward orthodontic activity (UOA) | 0 |
| Contract end date | 30/09/2019 | Baseline contract value | £43,053.34 |

| ACCESS | Contract | England and Wales |
|----------------------------------------------|----------|-------------------|
| 24 month ratio of assessments to patient IDs | 1.00 | 1.07 |

| ACTIVITY | Contract |
|-------------------------------------------------------------------------------------------|----------|
| Contract assess and fit appliances (case starts) as a percentage of Area Team case starts | 0.6 % |

Cumulative percentage of contracted UOA delivered 2019 & 2020



| Month | Adjusted Scheduled Activity (UOA) | | |
|-----------|-----------------------------------|-------|------|
| | 2018 | 2019 | 2020 |
| April | 12 | 25 | 127 |
| May | 96 | 46 | 127 |
| June | 159 | 67 | 232 |
| July | 391 | 193 | 232 |
| August | 541 | 340 | 442 |
| September | 672 | 386 | 485 |
| October | 781 | 512 | |
| November | 966 | 597 | |
| December | 1,029 | 640 | |
| January | 1,145 | 745 | |
| February | 1,213 | 871 | |
| March | 1,264 | 1,221 | |
| April | 1,264 | 1,273 | |
| May | 1,306 | 1,273 | |
| June | 1,306 | 1,273 | |

QUANTITY METRICS (rolling 12 month period)

| | Contract Quantity | Contract Base Number | Contract * | Area Team | Region | England |
|----------------------------------------------------------------------------------|-------------------|----------------------|------------|-----------|--------|---------|
| % of all assessments that were assess and fit appliances (case starts) | 62 | 132 | 47.0% | 54.6% | 58.9% | 57.9% |
| % of all assessments that were assess and refuse | 17 | 132 | 12.9% | 12.7% | 14.9% | 12.4% |
| % of all assessments that were assess and review | 53 | 132 | 40.2% | 32.7% | 26.3% | 29.7% |
| % of case starts with a reported IOTN of 3 and Aesthetic Component of 5 or below | 0 | 62 | <i>N/A</i> | 0.1% | 0.1% | 0.1% |
| % of case starts with a reported IOTN of 3 and Aesthetic Component of 6 or above | 0 | 62 | <i>N/A</i> | 5.7% | 6.1% | 4.0% |
| % of case starts with a reported IOTN of 4 | 47 | 62 | 75.8% | 80.1% | 78.5% | 78.0% |
| % of case starts with a reported IOTN of 5 | 13 | 62 | 21.0% | 13.2% | 13.7% | 16.6 % |
| % of concluded courses in receipt of dual-arch fixed appliances | 22 | 23 | 95.7% | 74.6% | 78.8% | 74.0% |
| % of concluded courses where treatment was abandoned or discontinued | 0 | 23 | 0.0% | 6.8% | 6.9% | 8.5% |
| % of patients satisfied with the treatment they have received | 0 | 0 | <i>N/A</i> | 100.0% | 93.5% | 95.5% |

* Figures in italics indicate that the base number is less than 100.

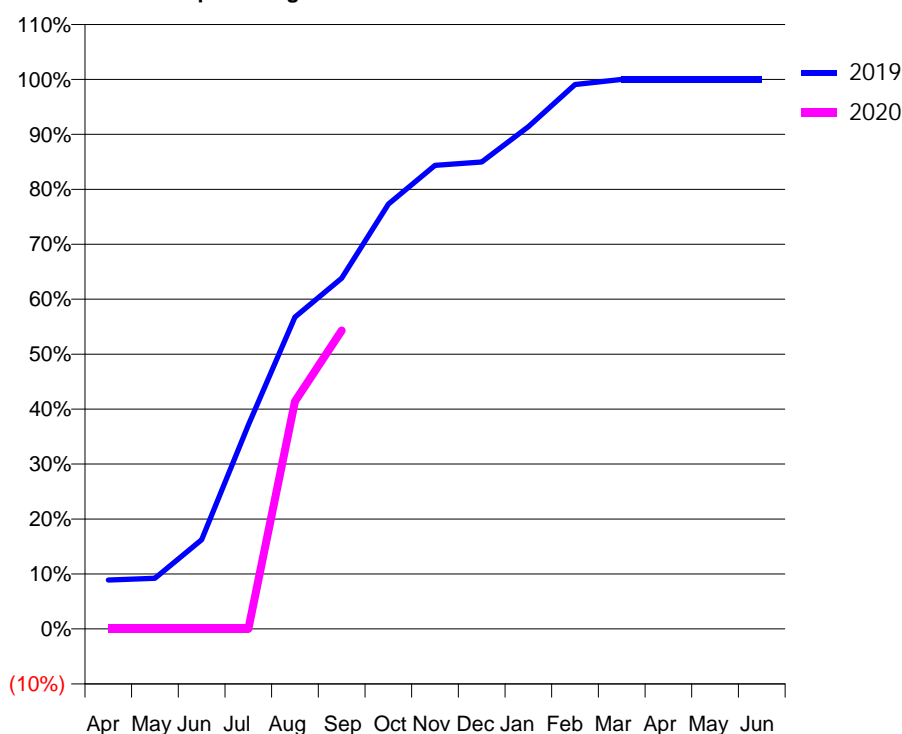
Q63 - Vital Signs Orthodontic At a Glance Contract Report for 775215/0010 - September 2019

| | | | |
|----------------------|-------------------------|---------------------------------------------|-------------|
| Name or company name | MR C PATEL | 19/20 Contracted general activity (UDA) | 23,346 |
| Contract type name | GDS Contract | Carry forward general activity (UDA) | 0 |
| Purpose of contract | General and Orthodontic | 19/20 Contracted orthodontic activity (UOA) | 326 |
| Contract start date | 01/01/2016 | Carry forward orthodontic activity (UOA) | 0 |
| Contract end date | | Baseline contract value | £783,604.87 |

| ACCESS | Contract | England and Wales |
|----------------------------------------------|----------|-------------------|
| 24 month ratio of assessments to patient IDs | 1.12 | 1.07 |

| ACTIVITY | Contract |
|-------------------------------------------------------------------------------------------|----------|
| Contract assess and fit appliances (case starts) as a percentage of Area Team case starts | 0.1 % |

Cumulative percentage of contracted UOA delivered 2019 & 2020



| Month | Adjusted Scheduled Activity (UOA) | | |
|-----------|-----------------------------------|------|------|
| | 2018 | 2019 | 2020 |
| April | 7 | 29 | 0 |
| May | 8 | 30 | 0 |
| June | 29 | 53 | 0 |
| July | 30 | 121 | 0 |
| August | 136 | 185 | 135 |
| September | 139 | 208 | 177 |
| October | 161 | 252 | |
| November | 163 | 275 | |
| December | 163 | 277 | |
| January | 163 | 298 | |
| February | 184 | 323 | |
| March | 249 | 326 | |
| April | 270 | 326 | |
| May | 270 | 326 | |
| June | 333 | 326 | |

QUANTITY METRICS (rolling 12 month period)

| | Contract Quantity | Contract Base Number | Contract * | Area Team | Region | England |
|----------------------------------------------------------------------------------|-------------------|----------------------|------------|-----------|--------|---------|
| % of all assessments that were assess and fit appliances (case starts) | 13 | 35 | 37.1% | 54.6% | 58.9% | 57.9% |
| % of all assessments that were assess and refuse | 9 | 35 | 25.7% | 12.7% | 14.9% | 12.4% |
| % of all assessments that were assess and review | 13 | 35 | 37.1% | 32.7% | 26.3% | 29.7% |
| % of case starts with a reported IOTN of 3 and Aesthetic Component of 5 or below | 1 | 13 | 7.7% | 0.1% | 0.1% | 0.1% |
| % of case starts with a reported IOTN of 3 and Aesthetic Component of 6 or above | 0 | 13 | N/A | 5.7% | 6.1% | 4.0% |
| % of case starts with a reported IOTN of 4 | 9 | 13 | 69.2% | 80.1% | 78.5% | 78.0% |
| % of case starts with a reported IOTN of 5 | 1 | 13 | 7.7% | 13.2% | 13.7% | 16.6% |
| % of concluded courses in receipt of dual-arch fixed appliances | 0 | 0 | N/A | 74.6% | 78.8% | 74.0% |
| % of concluded courses where treatment was abandoned or discontinued | 0 | 0 | N/A | 6.8% | 6.9% | 8.5% |
| % of patients satisfied with the treatment they have received | 0 | 0 | N/A | 100.0% | 93.5% | 95.5% |

* Figures in italics indicate that the base number is less than 100.

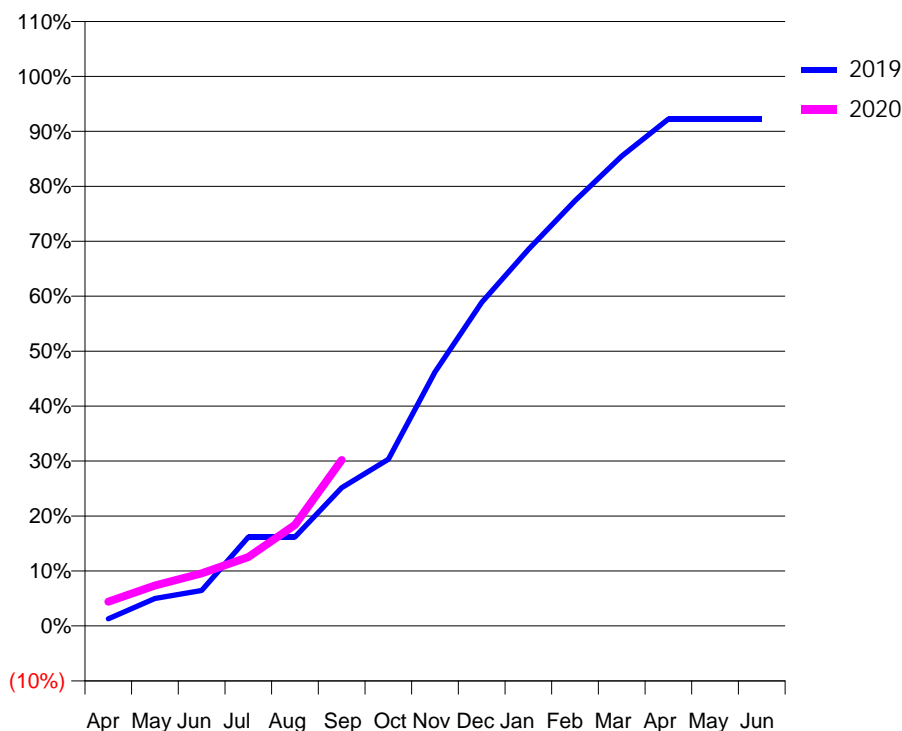
Q63 - Vital Signs Orthodontic At a Glance Contract Report for 835129/0001 - September 2019

| | | | |
|----------------------|---------------|---------------------------------------------|-------------|
| Name or company name | MRS KL CLARKE | 19/20 Contracted general activity (UDA) | 0 |
| Contract type name | PDS Contract | Carry forward general activity (UDA) | 0 |
| Purpose of contract | Orthodontic | 19/20 Contracted orthodontic activity (UOA) | 2,851 |
| Contract start date | 01/04/2006 | Carry forward orthodontic activity (UOA) | 0 |
| Contract end date | 30/09/2019 | Baseline contract value | £191,859.87 |

| ACCESS | Contract | England and Wales |
|----------------------------------------------|----------|-------------------|
| 24 month ratio of assessments to patient IDs | 1.00 | 1.07 |

| ACTIVITY | Contract |
|-------------------------------------------------------------------------------------------|----------|
| Contract assess and fit appliances (case starts) as a percentage of Area Team case starts | 1.4 % |

Cumulative percentage of contracted UOA delivered 2019 & 2020



| Month | Adjusted Scheduled Activity (UOA) | | |
|-----------|-----------------------------------|-------|------|
| | 2018 | 2019 | 2020 |
| April | 57 | 37 | 126 |
| May | 397 | 142 | 210 |
| June | 523 | 184 | 273 |
| July | 649 | 461 | 357 |
| August | 1,111 | 461 | 525 |
| September | 1,518 | 717 | 861 |
| October | 1,669 | 864 | |
| November | 1,816 | 1,317 | |
| December | 1,984 | 1,678 | |
| January | 2,131 | 1,953 | |
| February | 2,341 | 2,205 | |
| March | 2,782 | 2,436 | |
| April | 2,887 | 2,629 | |
| May | 2,887 | 2,629 | |
| June | 2,887 | 2,629 | |

QUANTITY METRICS (rolling 12 month period)

| | Contract Quantity | Contract Base Number | Contract * | Area Team | Region | England |
|----------------------------------------------------------------------------------|-------------------|----------------------|------------|-----------|--------|---------|
| % of all assessments that were assess and fit appliances (case starts) | 139 | 139 | 100.0% | 54.6% | 58.9% | 57.9% |
| % of all assessments that were assess and refuse | 0 | 139 | 0.0% | 12.7% | 14.9% | 12.4% |
| % of all assessments that were assess and review | 0 | 139 | 0.0% | 32.7% | 26.3% | 29.7% |
| % of case starts with a reported IOTN of 3 and Aesthetic Component of 5 or below | 0 | 139 | N/A | 0.1% | 0.1% | 0.1% |
| % of case starts with a reported IOTN of 3 and Aesthetic Component of 6 or above | 0 | 139 | N/A | 5.7% | 6.1% | 4.0% |
| % of case starts with a reported IOTN of 4 | 111 | 139 | 79.9% | 80.1% | 78.5% | 78.0% |
| % of case starts with a reported IOTN of 5 | 28 | 139 | 20.1% | 13.2% | 13.7% | 16.6 % |
| % of concluded courses in receipt of dual-arch fixed appliances | 150 | 180 | 83.3% | 74.6% | 78.8% | 74.0% |
| % of concluded courses where treatment was abandoned or discontinued | 9 | 180 | 5.0% | 6.8% | 6.9% | 8.5% |
| % of patients satisfied with the treatment they have received | 0 | 0 | N/A | 100.0% | 93.5% | 95.5% |

* Figures in italics indicate that the base number is less than 100.

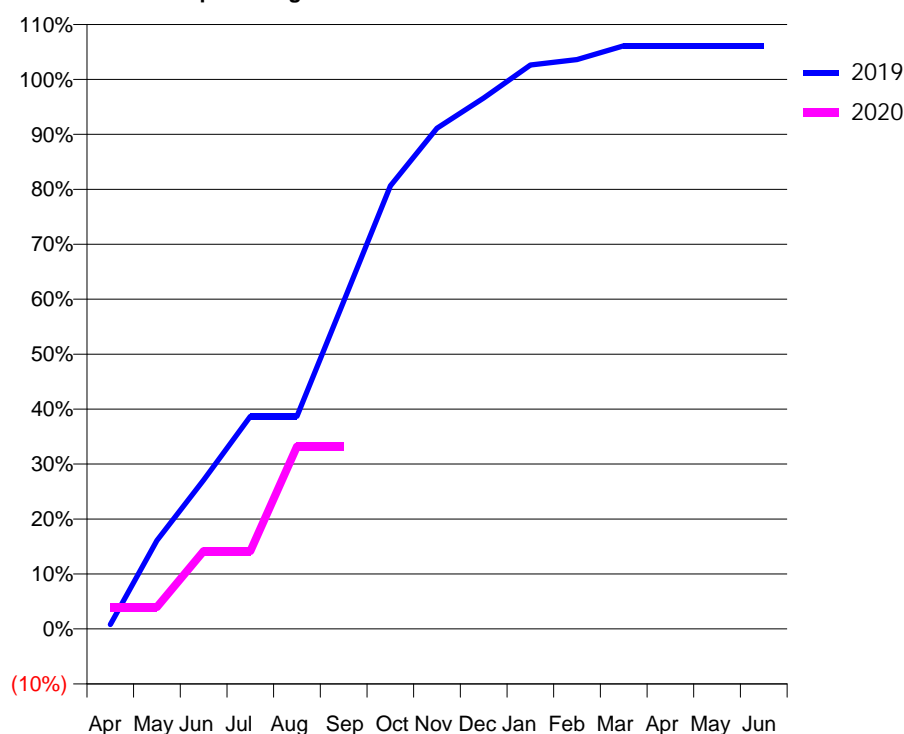
Q63 - Vital Signs Orthodontic At a Glance Contract Report for 854824/0001 - September 2019

| | | | |
|----------------------|--------------|---------------------------------------------|-------------|
| Name or company name | MR SK SADIQ | 19/20 Contracted general activity (UDA) | 0 |
| Contract type name | PDS Contract | Carry forward general activity (UDA) | 0 |
| Purpose of contract | Orthodontic | 19/20 Contracted orthodontic activity (UOA) | 2,100 |
| Contract start date | 01/04/2006 | Carry forward orthodontic activity (UOA) | -84 |
| Contract end date | 30/09/2019 | Baseline contract value | £128,486.86 |

| ACCESS | Contract | England and Wales |
|----------------------------------------------|----------|-------------------|
| 24 month ratio of assessments to patient IDs | 1.02 | 1.07 |

| ACTIVITY | Contract |
|-------------------------------------------------------------------------------------------|----------|
| Contract assess and fit appliances (case starts) as a percentage of Area Team case starts | 1.2 % |

Cumulative percentage of contracted UOA delivered 2019 & 2020



| Month | Adjusted Scheduled Activity (UOA) | | |
|-----------|-----------------------------------|-------|------|
| | 2018 | 2019 | 2020 |
| April | 411 | 34 | 84 |
| May | 796 | 676 | 84 |
| June | 1,223 | 1,138 | 298 |
| July | 1,550 | 1,625 | 298 |
| August | 1,781 | 1,625 | 697 |
| September | 2,145 | 2,504 | 697 |
| October | 2,145 | 3,386 | |
| November | 3,192 | 3,827 | |
| December | 3,638 | 4,058 | |
| January | 3,751 | 4,310 | |
| February | 4,092 | 4,352 | |
| March | 4,149 | 4,457 | |
| April | 4,234 | 4,457 | |
| May | 4,234 | 4,457 | |
| June | 4,234 | 4,457 | |

QUANTITY METRICS (rolling 12 month period)

| | Contract Quantity | Contract Base Number | Contract * | Area Team | Region | England |
|----------------------------------------------------------------------------------|-------------------|----------------------|------------|-----------|--------|---------|
| % of all assessments that were assess and fit appliances (case starts) | 123 | 123 | 100.0% | 54.6% | 58.9% | 57.9% |
| % of all assessments that were assess and refuse | 0 | 123 | 0.0% | 12.7% | 14.9% | 12.4% |
| % of all assessments that were assess and review | 0 | 123 | 0.0% | 32.7% | 26.3% | 29.7% |
| % of case starts with a reported IOTN of 3 and Aesthetic Component of 5 or below | 0 | 123 | N/A | 0.1% | 0.1% | 0.1% |
| % of case starts with a reported IOTN of 3 and Aesthetic Component of 6 or above | 5 | 123 | 4.1% | 5.7% | 6.1% | 4.0% |
| % of case starts with a reported IOTN of 4 | 94 | 123 | 76.4% | 80.1% | 78.5% | 78.0% |
| % of case starts with a reported IOTN of 5 | 22 | 123 | 17.9% | 13.2% | 13.7% | 16.6 % |
| % of concluded courses in receipt of dual-arch fixed appliances | 5 | 8 | 62.5% | 74.6% | 78.8% | 74.0% |
| % of concluded courses where treatment was abandoned or discontinued | 1 | 8 | 12.5% | 6.8% | 6.9% | 8.5% |
| % of patients satisfied with the treatment they have received | 0 | 0 | N/A | 100.0% | 93.5% | 95.5% |

* Figures in italics indicate that the base number is less than 100.

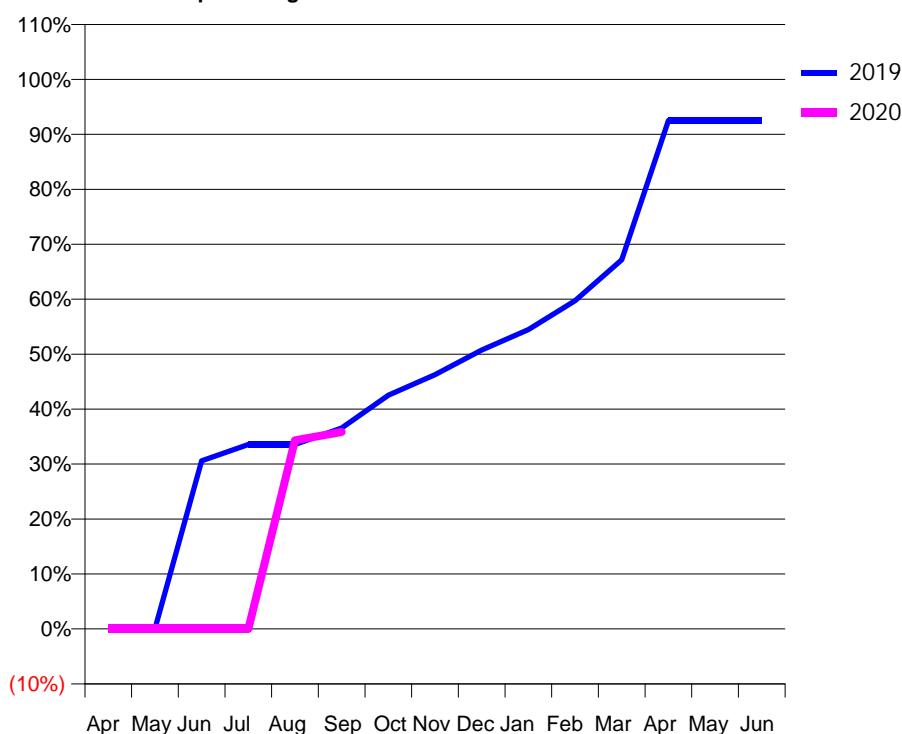
Q63 - Vital Signs Orthodontic At a Glance Contract Report for 909548/0001 - September 2019

| | | | |
|----------------------|-------------------------|---------------------------------------------|-------------|
| Name or company name | MR HS KALSI | 19/20 Contracted general activity (UDA) | 7,537 |
| Contract type name | GDS Contract | Carry forward general activity (UDA) | 205 |
| Purpose of contract | General and Orthodontic | 19/20 Contracted orthodontic activity (UOA) | 134 |
| Contract start date | 01/04/2006 | Carry forward orthodontic activity (UOA) | 0 |
| Contract end date | | Baseline contract value | £215,697.05 |

| ACCESS | Contract | England and Wales |
|----------------------------------------------|----------|-------------------|
| 24 month ratio of assessments to patient IDs | 1.07 | 1.07 |

| ACTIVITY | Contract |
|-------------------------------------------------------------------------------------------|----------|
| Contract assess and fit appliances (case starts) as a percentage of Area Team case starts | 0.0 % |

Cumulative percentage of contracted UOA delivered 2019 & 2020



| Month | Adjusted Scheduled Activity (UOA) | | |
|-----------|-----------------------------------|------|------|
| | 2018 | 2019 | 2020 |
| April | 0 | 0 | 0 |
| May | 31 | 0 | 0 |
| June | 33 | 41 | 0 |
| July | 34 | 45 | 0 |
| August | 36 | 45 | 46 |
| September | 43 | 49 | 48 |
| October | 45 | 57 | |
| November | 73 | 62 | |
| December | 118 | 68 | |
| January | 123 | 73 | |
| February | 133 | 80 | |
| March | 134 | 90 | |
| April | 134 | 124 | |
| May | 134 | 124 | |
| June | 134 | 124 | |

QUANTITY METRICS (rolling 12 month period)

| | Contract Quantity | Contract Base Number | Contract * | Area Team | Region | England |
|----------------------------------------------------------------------------------|-------------------|----------------------|---------------|-----------|--------|---------|
| % of all assessments that were assess and fit appliances (case starts) | 1 | 104 | 1.0% | 54.6% | 58.9% | 57.9% |
| % of all assessments that were assess and refuse | 0 | 104 | 0.0% | 12.7% | 14.9% | 12.4% |
| % of all assessments that were assess and review | 103 | 104 | 99.0% | 32.7% | 26.3% | 29.7% |
| % of case starts with a reported IOTN of 3 and Aesthetic Component of 5 or below | 0 | 1 | <i>N/A</i> | 0.1% | 0.1% | 0.1% |
| % of case starts with a reported IOTN of 3 and Aesthetic Component of 6 or above | 0 | 1 | <i>N/A</i> | 5.7% | 6.1% | 4.0% |
| % of case starts with a reported IOTN of 4 | 1 | 1 | <i>100.0%</i> | 80.1% | 78.5% | 78.0% |
| % of case starts with a reported IOTN of 5 | 0 | 1 | <i>N/A</i> | 13.2% | 13.7% | 16.6% |
| % of concluded courses in receipt of dual-arch fixed appliances | 0 | 0 | <i>N/A</i> | 74.6% | 78.8% | 74.0% |
| % of concluded courses where treatment was abandoned or discontinued | 0 | 0 | <i>N/A</i> | 6.8% | 6.9% | 8.5% |
| % of patients satisfied with the treatment they have received | 0 | 0 | <i>N/A</i> | 100.0% | 93.5% | 95.5% |

* Figures in italics indicate that the base number is less than 100.

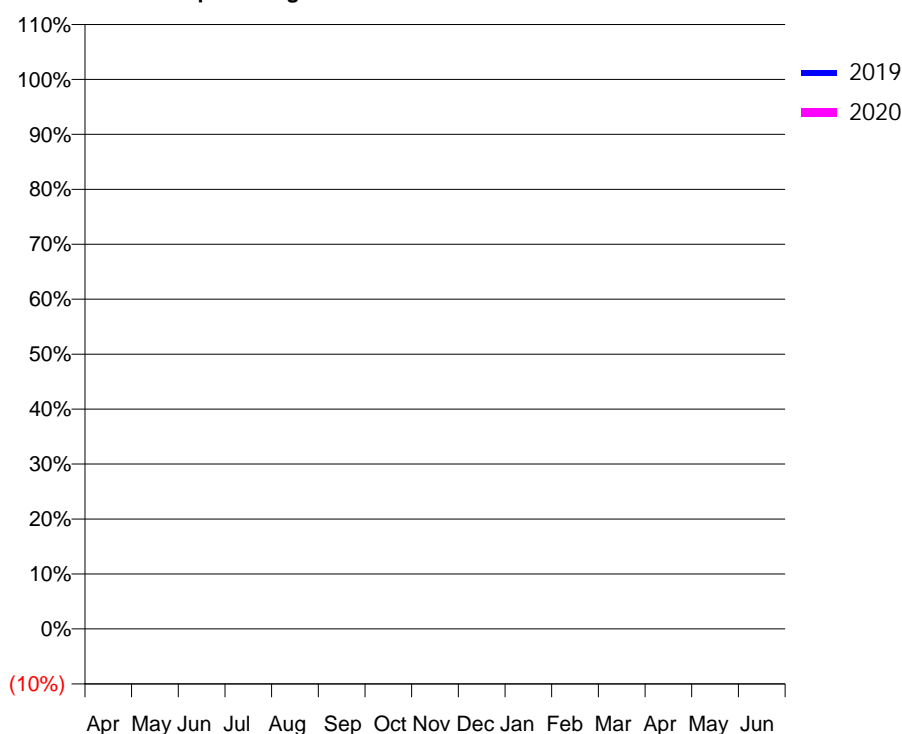
Q63 - Vital Signs Orthodontic At a Glance Contract Report for 933422/0001 - September 2019

| | | | |
|----------------------|-----------------------|---------------------------------------------|-------------|
| Name or company name | MR A SOMASUNDARARAJAH | 19/20 Contracted general activity (UDA) | 3,377 |
| Contract type name | GDS Contract | Carry forward general activity (UDA) | 0 |
| Purpose of contract | General | 19/20 Contracted orthodontic activity (UOA) | 0 |
| Contract start date | 01/04/2006 | Carry forward orthodontic activity (UOA) | 0 |
| Contract end date | | Baseline contract value | £100,401.10 |

| ACCESS | Contract | England and Wales |
|----------------------------------------------|----------|-------------------|
| 24 month ratio of assessments to patient IDs | 1.00 | 1.07 |

| ACTIVITY | Contract |
|-------------------------------------------------------------------------------------------|----------|
| Contract assess and fit appliances (case starts) as a percentage of Area Team case starts | 0.0 % |

Cumulative percentage of contracted UOA delivered 2019 & 2020



| Month | Adjusted Scheduled Activity (UOA) | | |
|-----------|-----------------------------------|------|------|
| | 2018 | 2019 | 2020 |
| April | 0 | 0 | 0 |
| May | 0 | 0 | 23 |
| June | 0 | 0 | 23 |
| July | 0 | 0 | 23 |
| August | 0 | 0 | 23 |
| September | 0 | 0 | 23 |
| October | 0 | 0 | |
| November | 0 | 0 | |
| December | 0 | 0 | |
| January | 0 | 0 | |
| February | 0 | 0 | |
| March | 0 | 0 | |
| April | 0 | 0 | |
| May | 0 | 0 | |
| June | 0 | 0 | |

QUANTITY METRICS (rolling 12 month period)

| | Contract Quantity | Contract Base Number | Contract * | Area Team | Region | England |
|----------------------------------------------------------------------------------|-------------------|----------------------|------------|-----------|--------|---------|
| % of all assessments that were assess and fit appliances (case starts) | 1 | 1 | 100.0% | 54.6% | 58.9% | 57.9% |
| % of all assessments that were assess and refuse | 0 | 1 | 0.0% | 12.7% | 14.9% | 12.4% |
| % of all assessments that were assess and review | 0 | 1 | 0.0% | 32.7% | 26.3% | 29.7% |
| % of case starts with a reported IOTN of 3 and Aesthetic Component of 5 or below | 0 | 1 | N/A | 0.1% | 0.1% | 0.1% |
| % of case starts with a reported IOTN of 3 and Aesthetic Component of 6 or above | 1 | 1 | 100.0% | 5.7% | 6.1% | 4.0% |
| % of case starts with a reported IOTN of 4 | 0 | 1 | N/A | 80.1% | 78.5% | 78.0% |
| % of case starts with a reported IOTN of 5 | 0 | 1 | N/A | 13.2% | 13.7% | 16.6 % |
| % of concluded courses in receipt of dual-arch fixed appliances | 0 | 0 | N/A | 74.6% | 78.8% | 74.0% |
| % of concluded courses where treatment was abandoned or discontinued | 0 | 0 | N/A | 6.8% | 6.9% | 8.5% |
| % of patients satisfied with the treatment they have received | 0 | 0 | N/A | 100.0% | 93.5% | 95.5% |

* Figures in italics indicate that the base number is less than 100.

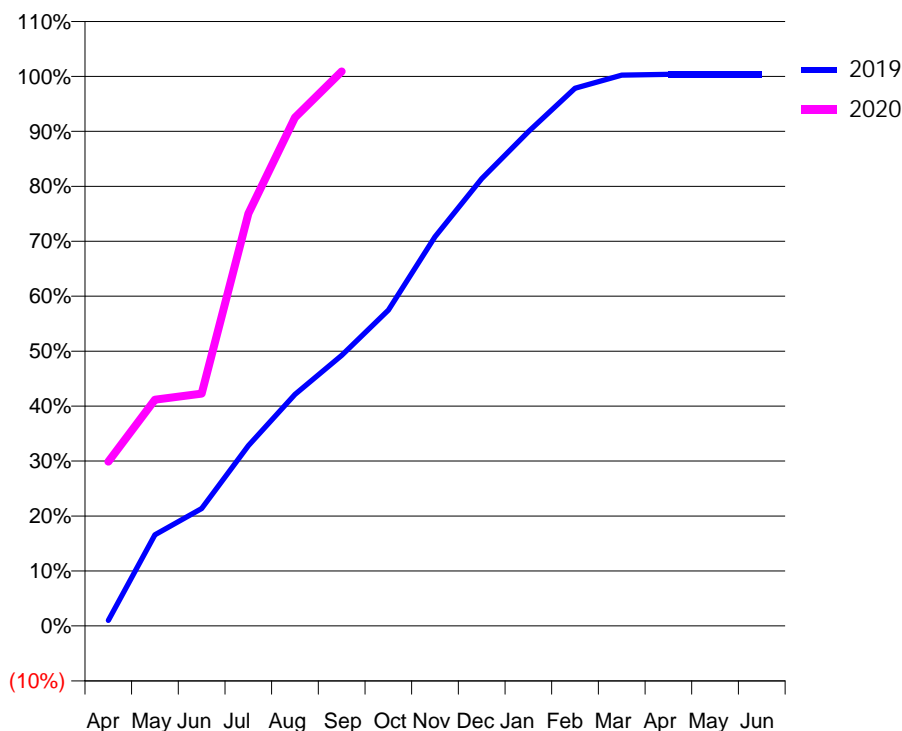
Q63 - Vital Signs Orthodontic At a Glance Contract Report for 949612/0003 - September 2019

| | | | |
|----------------------|---------------------|---------------------------------------------|-------------|
| Name or company name | Simply Orthodontics | 19/20 Contracted general activity (UDA) | 0 |
| Contract type name | PDS Contract | Carry forward general activity (UDA) | 0 |
| Purpose of contract | Orthodontic | 19/20 Contracted orthodontic activity (UOA) | 5,782 |
| Contract start date | 01/04/2011 | Carry forward orthodontic activity (UOA) | -45 |
| Contract end date | 30/09/2019 | Baseline contract value | £390,998.26 |

| ACCESS | Contract | England and Wales |
|----------------------------------------------|----------|-------------------|
| 24 month ratio of assessments to patient IDs | 1.01 | 1.07 |

| ACTIVITY | Contract |
|-------------------------------------------------------------------------------------------|----------|
| Contract assess and fit appliances (case starts) as a percentage of Area Team case starts | 5.7 % |

Cumulative percentage of contracted UOA delivered 2019 & 2020



| Month | Adjusted Scheduled Activity (UOA) | | |
|-----------|-----------------------------------|--------|-------|
| | 2018 | 2019 | 2020 |
| April | 132 | 117 | 1,730 |
| May | 1,983 | 1,918 | 2,381 |
| June | 2,329 | 2,472 | 2,444 |
| July | 4,126 | 3,794 | 4,338 |
| August | 5,003 | 4,869 | 5,350 |
| September | 5,676 | 5,692 | 5,833 |
| October | 6,789 | 6,646 | |
| November | 7,729 | 8,187 | |
| December | 8,258 | 9,409 | |
| January | 9,234 | 10,400 | |
| February | 10,137 | 11,312 | |
| March | 10,729 | 11,587 | |
| April | 11,679 | 11,608 | |
| May | 11,680 | 11,608 | |
| June | 11,680 | 11,608 | |

QUANTITY METRICS (rolling 12 month period)

| | Contract Quantity | Contract Base Number | Contract * | Area Team | Region | England |
|----------------------------------------------------------------------------------|-------------------|----------------------|------------|-----------|--------|---------|
| % of all assessments that were assess and fit appliances (case starts) | 565 | 578 | 97.8% | 54.6% | 58.9% | 57.9% |
| % of all assessments that were assess and refuse | 3 | 578 | 0.5% | 12.7% | 14.9% | 12.4% |
| % of all assessments that were assess and review | 10 | 578 | 1.7% | 32.7% | 26.3% | 29.7% |
| % of case starts with a reported IOTN of 3 and Aesthetic Component of 5 or below | 1 | 565 | 0.2% | 0.1% | 0.1% | 0.1% |
| % of case starts with a reported IOTN of 3 and Aesthetic Component of 6 or above | 52 | 565 | 9.2% | 5.7% | 6.1% | 4.0% |
| % of case starts with a reported IOTN of 4 | 388 | 565 | 68.7% | 80.1% | 78.5% | 78.0% |
| % of case starts with a reported IOTN of 5 | 122 | 565 | 21.6% | 13.2% | 13.7% | 16.6 % |
| % of concluded courses in receipt of dual-arch fixed appliances | 507 | 529 | 95.8% | 74.6% | 78.8% | 74.0% |
| % of concluded courses where treatment was abandoned or discontinued | 18 | 529 | 3.4% | 6.8% | 6.9% | 8.5% |
| % of patients satisfied with the treatment they have received | 0 | 0 | N/A | 100.0% | 93.5% | 95.5% |

* Figures in italics indicate that the base number is less than 100.

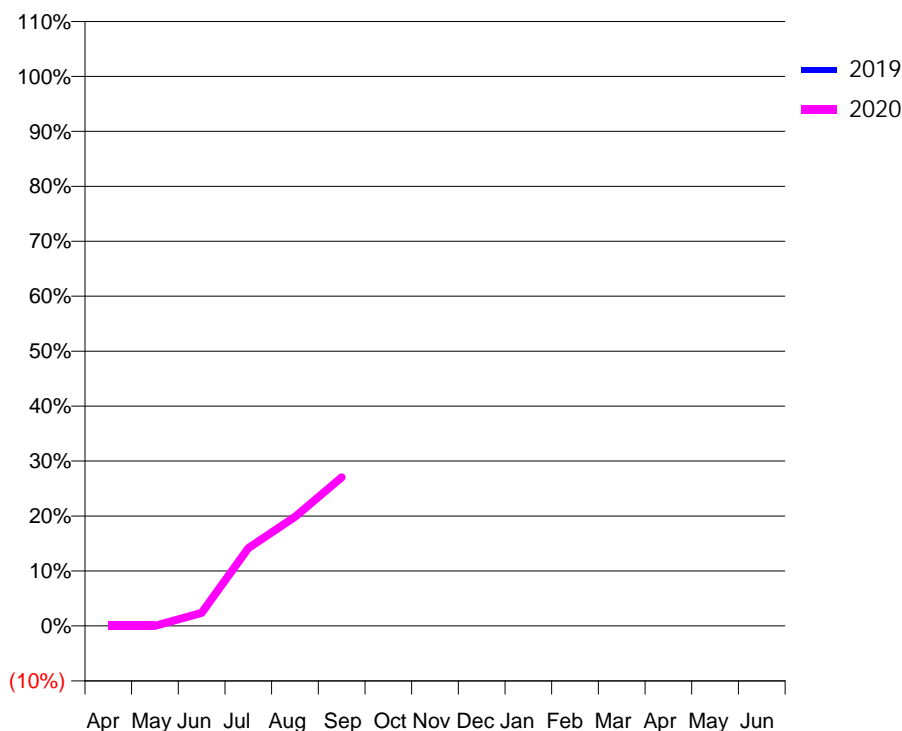
Q64 - Vital Signs Orthodontic At a Glance Contract Report for 100970/0000 - September 2019

| | | | |
|----------------------|-----------------|---------------------------------------------|-------------|
| Name or company name | Orthoworld 2000 | 19/20 Contracted general activity (UDA) | 0 |
| Contract type name | PDS Contract | Carry forward general activity (UDA) | 0 |
| Purpose of contract | Orthodontic | 19/20 Contracted orthodontic activity (UOA) | 4,440 |
| Contract start date | 01/04/2019 | Carry forward orthodontic activity (UOA) | 0 |
| Contract end date | 31/03/2026 | Baseline contract value | £227,455.92 |

| ACCESS | Contract | England and Wales |
|----------------------------------------------|----------|-------------------|
| 24 month ratio of assessments to patient IDs | 1.00 | 1.07 |

| ACTIVITY | Contract |
|-------------------------------------------------------------------------------------------|----------|
| Contract assess and fit appliances (case starts) as a percentage of Area Team case starts | 1.4 % |

Cumulative percentage of contracted UOA delivered 2019 & 2020



| Month | Adjusted Scheduled Activity (UOA) | | |
|-----------|-----------------------------------|------|-------|
| | 2018 | 2019 | 2020 |
| April | 0 | 0 | 0 |
| May | 0 | 0 | 0 |
| June | 0 | 0 | 105 |
| July | 0 | 0 | 630 |
| August | 0 | 0 | 882 |
| September | 0 | 0 | 1,201 |
| October | 0 | 0 | |
| November | 0 | 0 | |
| December | 0 | 0 | |
| January | 0 | 0 | |
| February | 0 | 0 | |
| March | 0 | 0 | |
| April | 0 | 0 | |
| May | 0 | 0 | |
| June | 0 | 0 | |

QUANTITY METRICS (rolling 12 month period)

| | Contract Quantity | Contract Base Number | Contract * | Area Team | Region | England |
|----------------------------------------------------------------------------------|-------------------|----------------------|------------|-----------|--------|---------|
| % of all assessments that were assess and fit appliances (case starts) | 58 | 58 | 100.0% | 50.9% | 55.8% | 57.9% |
| % of all assessments that were assess and refuse | 0 | 58 | 0.0% | 16.4% | 12.8% | 12.4% |
| % of all assessments that were assess and review | 0 | 58 | 0.0% | 32.7% | 31.4% | 29.7% |
| % of case starts with a reported IOTN of 3 and Aesthetic Component of 5 or below | 0 | 58 | N/A | 0.0% | 0.1% | 0.1% |
| % of case starts with a reported IOTN of 3 and Aesthetic Component of 6 or above | 2 | 58 | 3.4% | 4.8% | 3.0% | 4.0% |
| % of case starts with a reported IOTN of 4 | 55 | 58 | 94.8% | 76.9% | 78.1% | 78.0% |
| % of case starts with a reported IOTN of 5 | 1 | 58 | 1.7% | 14.8% | 17.0% | 16.6 % |
| % of concluded courses in receipt of dual-arch fixed appliances | 0 | 0 | N/A | 58.1% | 73.2% | 74.0% |
| % of concluded courses where treatment was abandoned or discontinued | 0 | 0 | N/A | 7.8% | 7.5% | 8.5% |
| % of patients satisfied with the treatment they have received | 0 | 0 | N/A | 100.0% | 97.5% | 95.5% |

* Figures in italics indicate that the base number is less than 100.

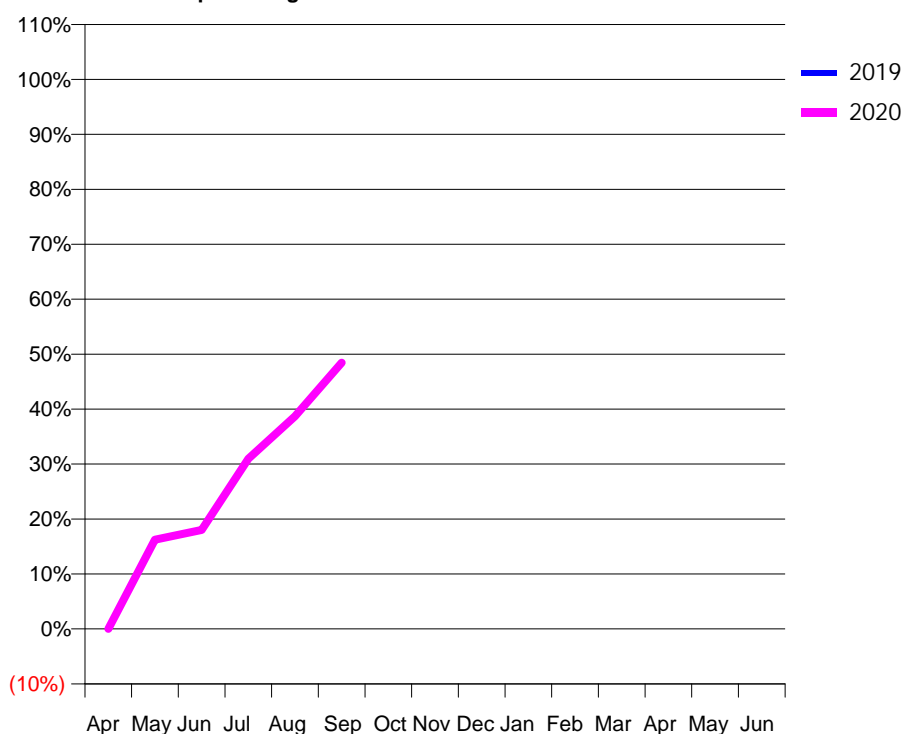
Q64 - Vital Signs Orthodontic At a Glance Contract Report for 101051/0000 - September 2019

| | | | |
|----------------------|------------------------------|---------------------------------------------|-------------|
| Name or company name | Cheltenham Orthodontics Ltd. | 19/20 Contracted general activity (UDA) | 0 |
| Contract type name | PDS Contract | Carry forward general activity (UDA) | 0 |
| Purpose of contract | Orthodontic | 19/20 Contracted orthodontic activity (UOA) | 5,912 |
| Contract start date | 01/04/2019 | Carry forward orthodontic activity (UOA) | 0 |
| Contract end date | 31/03/2026 | Baseline contract value | £292,597.60 |

| ACCESS | Contract | England and Wales |
|----------------------------------------------|----------|-------------------|
| 24 month ratio of assessments to patient IDs | 1.01 | 1.07 |

| ACTIVITY | Contract |
|-------------------------------------------------------------------------------------------|----------|
| Contract assess and fit appliances (case starts) as a percentage of Area Team case starts | 3.0 % |

Cumulative percentage of contracted UOA delivered 2019 & 2020



| Month | Adjusted Scheduled Activity (UOA) | | |
|-----------|-----------------------------------|------|-------|
| | 2018 | 2019 | 2020 |
| April | 0 | 0 | 0 |
| May | 0 | 0 | 961 |
| June | 0 | 0 | 1,065 |
| July | 0 | 0 | 1,832 |
| August | 0 | 0 | 2,288 |
| September | 0 | 0 | 2,865 |
| October | 0 | 0 | |
| November | 0 | 0 | |
| December | 0 | 0 | |
| January | 0 | 0 | |
| February | 0 | 0 | |
| March | 0 | 0 | |
| April | 0 | 0 | |
| May | 0 | 0 | |
| June | 0 | 0 | |

QUANTITY METRICS (rolling 12 month period)

| | Contract Quantity | Contract Base Number | Contract * | Area Team | Region | England |
|----------------------------------------------------------------------------------|-------------------|----------------------|------------|-----------|--------|---------|
| % of all assessments that were assess and fit appliances (case starts) | 125 | 382 | 32.7% | 50.9% | 55.8% | 57.9% |
| % of all assessments that were assess and refuse | 23 | 382 | 6.0% | 16.4% | 12.8% | 12.4% |
| % of all assessments that were assess and review | 234 | 382 | 61.3% | 32.7% | 31.4% | 29.7% |
| % of case starts with a reported IOTN of 3 and Aesthetic Component of 5 or below | 0 | 125 | N/A | 0.0% | 0.1% | 0.1% |
| % of case starts with a reported IOTN of 3 and Aesthetic Component of 6 or above | 8 | 125 | 6.4% | 4.8% | 3.0% | 4.0% |
| % of case starts with a reported IOTN of 4 | 97 | 125 | 77.6% | 76.9% | 78.1% | 78.0% |
| % of case starts with a reported IOTN of 5 | 18 | 125 | 14.4% | 14.8% | 17.0% | 16.6 % |
| % of concluded courses in receipt of dual-arch fixed appliances | 2 | 2 | 100.0% | 58.1% | 73.2% | 74.0% |
| % of concluded courses where treatment was abandoned or discontinued | 0 | 2 | 0.0% | 7.8% | 7.5% | 8.5% |
| % of patients satisfied with the treatment they have received | 0 | 0 | N/A | 100.0% | 97.5% | 95.5% |

* Figures in italics indicate that the base number is less than 100.

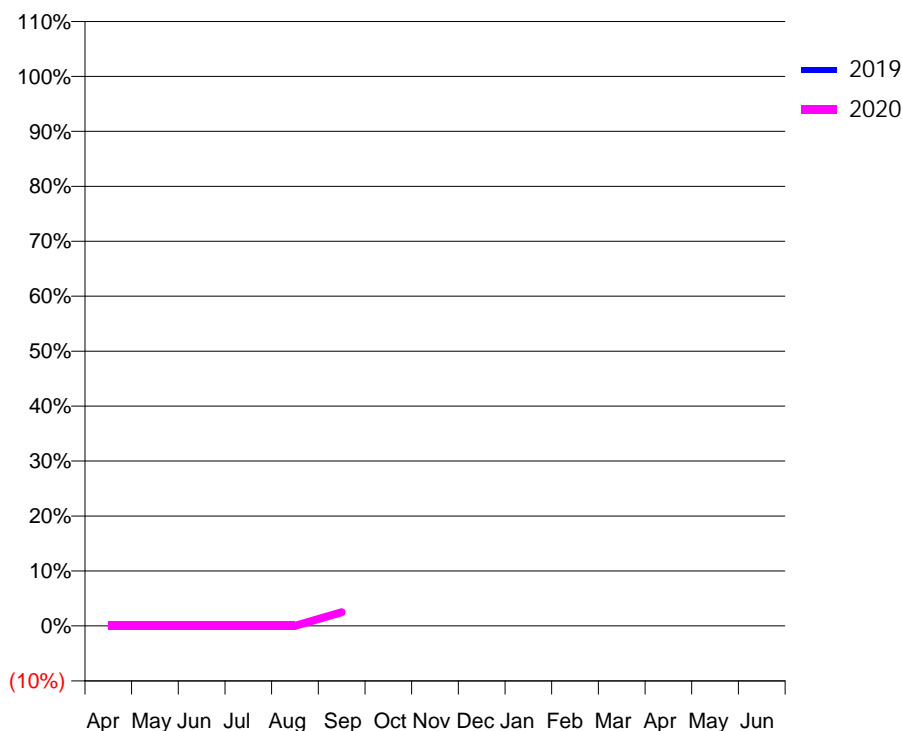
Q64 - Vital Signs Orthodontic At a Glance Contract Report for 101052/0000 - September 2019

| | | | |
|----------------------|------------------------------|---------------------------------------------|-------------|
| Name or company name | Cheltenham Orthodontics Ltd. | 19/20 Contracted general activity (UDA) | 0 |
| Contract type name | PDS Contract | Carry forward general activity (UDA) | 0 |
| Purpose of contract | Orthodontic | 19/20 Contracted orthodontic activity (UOA) | 5,911 |
| Contract start date | 01/04/2019 | Carry forward orthodontic activity (UOA) | 0 |
| Contract end date | 31/03/2026 | Baseline contract value | £292,548.28 |

| ACCESS | Contract | England and Wales |
|----------------------------------------------|----------|-------------------|
| 24 month ratio of assessments to patient IDs | 1.00 | 1.07 |

| ACTIVITY | Contract |
|-------------------------------------------------------------------------------------------|----------|
| Contract assess and fit appliances (case starts) as a percentage of Area Team case starts | 0.2 % |

Cumulative percentage of contracted UOA delivered 2019 & 2020



| Month | Adjusted Scheduled Activity (UOA) | | |
|-----------|-----------------------------------|------|------|
| | 2018 | 2019 | 2020 |
| April | 0 | 0 | 0 |
| May | 0 | 0 | 0 |
| June | 0 | 0 | 0 |
| July | 0 | 0 | 0 |
| August | 0 | 0 | 0 |
| September | 0 | 0 | 147 |
| October | 0 | 0 | |
| November | 0 | 0 | |
| December | 0 | 0 | |
| January | 0 | 0 | |
| February | 0 | 0 | |
| March | 0 | 0 | |
| April | 0 | 0 | |
| May | 0 | 0 | |
| June | 0 | 0 | |

QUANTITY METRICS (rolling 12 month period)

| | Contract Quantity | Contract Base Number | Contract * | Area Team | Region | England |
|----------------------------------------------------------------------------------|-------------------|----------------------|------------|-----------|--------|---------|
| % of all assessments that were assess and fit appliances (case starts) | 7 | 24 | 29.2% | 50.9% | 55.8% | 57.9% |
| % of all assessments that were assess and refuse | 14 | 24 | 58.3% | 16.4% | 12.8% | 12.4% |
| % of all assessments that were assess and review | 3 | 24 | 12.5% | 32.7% | 31.4% | 29.7% |
| % of case starts with a reported IOTN of 3 and Aesthetic Component of 5 or below | 0 | 7 | <i>N/A</i> | 0.0% | 0.1% | 0.1% |
| % of case starts with a reported IOTN of 3 and Aesthetic Component of 6 or above | 0 | 7 | <i>N/A</i> | 4.8% | 3.0% | 4.0% |
| % of case starts with a reported IOTN of 4 | 5 | 7 | 71.4% | 76.9% | 78.1% | 78.0% |
| % of case starts with a reported IOTN of 5 | 2 | 7 | 28.6% | 14.8% | 17.0% | 16.6 % |
| % of concluded courses in receipt of dual-arch fixed appliances | 0 | 0 | <i>N/A</i> | 58.1% | 73.2% | 74.0% |
| % of concluded courses where treatment was abandoned or discontinued | 0 | 0 | <i>N/A</i> | 7.8% | 7.5% | 8.5% |
| % of patients satisfied with the treatment they have received | 0 | 0 | <i>N/A</i> | 100.0% | 97.5% | 95.5% |

* Figures in italics indicate that the base number is less than 100.

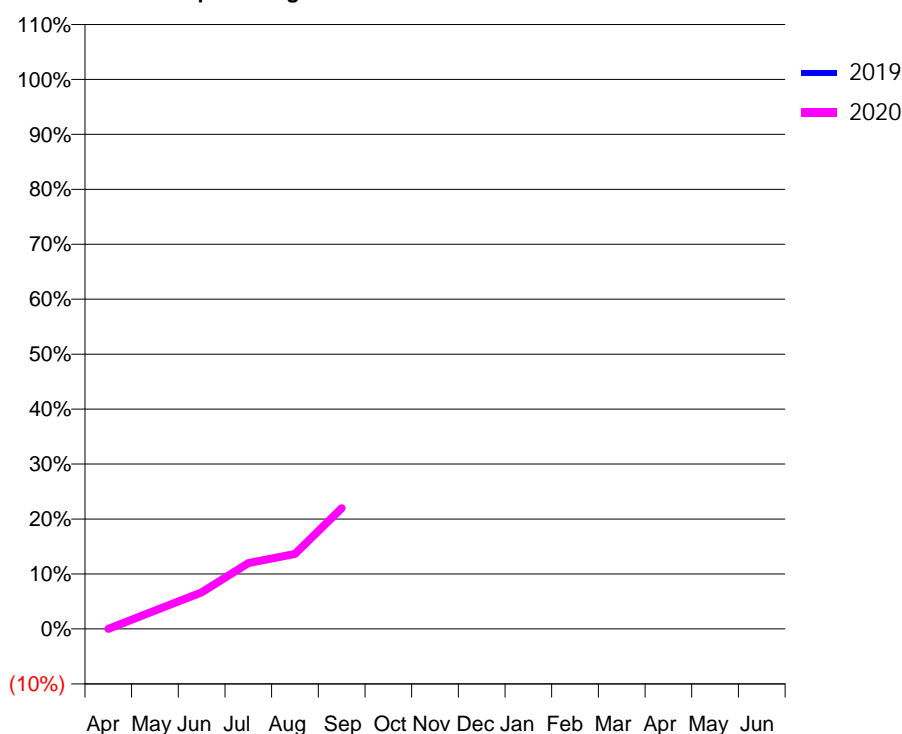
Q64 - Vital Signs Orthodontic At a Glance Contract Report for 101053/0000 - September 2019

| | | | |
|----------------------|---------------------------|---------------------------------------------|------------|
| Name or company name | Wells Orthodontic Limited | 19/20 Contracted general activity (UDA) | 0 |
| Contract type name | PDS Contract | Carry forward general activity (UDA) | 0 |
| Purpose of contract | Orthodontic | 19/20 Contracted orthodontic activity (UOA) | 1,260 |
| Contract start date | 01/04/2019 | Carry forward orthodontic activity (UOA) | 0 |
| Contract end date | 31/03/2026 | Baseline contract value | £60,161.52 |

| ACCESS | Contract | England and Wales |
|----------------------------------------------|----------|-------------------|
| 24 month ratio of assessments to patient IDs | 1.00 | 1.07 |

| ACTIVITY | Contract |
|-------------------------------------------------------------------------------------------|----------|
| Contract assess and fit appliances (case starts) as a percentage of Area Team case starts | 0.3 % |

Cumulative percentage of contracted UOA delivered 2019 & 2020



| Month | Adjusted Scheduled Activity (UOA) | | |
|-----------|-----------------------------------|------|------|
| | 2018 | 2019 | 2020 |
| April | 0 | 0 | 0 |
| May | 0 | 0 | 42 |
| June | 0 | 0 | 84 |
| July | 0 | 0 | 151 |
| August | 0 | 0 | 172 |
| September | 0 | 0 | 277 |
| October | 0 | 0 | |
| November | 0 | 0 | |
| December | 0 | 0 | |
| January | 0 | 0 | |
| February | 0 | 0 | |
| March | 0 | 0 | |
| April | 0 | 0 | |
| May | 0 | 0 | |
| June | 0 | 0 | |

QUANTITY METRICS (rolling 12 month period)

| | Contract Quantity | Contract Base Number | Contract * | Area Team | Region | England |
|----------------------------------------------------------------------------------|-------------------|----------------------|------------|-----------|--------|---------|
| % of all assessments that were assess and fit appliances (case starts) | 14 | 14 | 100.0% | 50.9% | 55.8% | 57.9% |
| % of all assessments that were assess and refuse | 0 | 14 | 0.0% | 16.4% | 12.8% | 12.4% |
| % of all assessments that were assess and review | 0 | 14 | 0.0% | 32.7% | 31.4% | 29.7% |
| % of case starts with a reported IOTN of 3 and Aesthetic Component of 5 or below | 0 | 14 | N/A | 0.0% | 0.1% | 0.1% |
| % of case starts with a reported IOTN of 3 and Aesthetic Component of 6 or above | 0 | 14 | N/A | 4.8% | 3.0% | 4.0% |
| % of case starts with a reported IOTN of 4 | 14 | 14 | 100.0% | 76.9% | 78.1% | 78.0% |
| % of case starts with a reported IOTN of 5 | 0 | 14 | N/A | 14.8% | 17.0% | 16.6% |
| % of concluded courses in receipt of dual-arch fixed appliances | 0 | 0 | N/A | 58.1% | 73.2% | 74.0% |
| % of concluded courses where treatment was abandoned or discontinued | 0 | 0 | N/A | 7.8% | 7.5% | 8.5% |
| % of patients satisfied with the treatment they have received | 0 | 0 | N/A | 100.0% | 97.5% | 95.5% |

* Figures in italics indicate that the base number is less than 100.

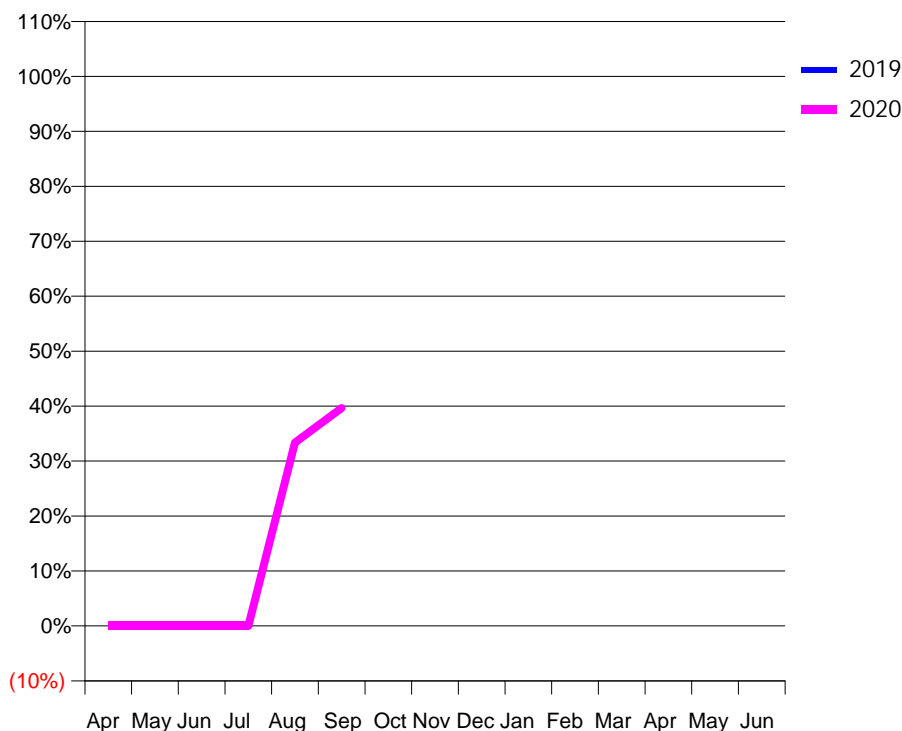
Q64 - Vital Signs Orthodontic At a Glance Contract Report for 101201/0000 - September 2019

| | | | |
|----------------------|---------------|---------------------------------------------|-------------|
| Name or company name | MR RS DHARWAR | 19/20 Contracted general activity (UDA) | 0 |
| Contract type name | PDS Contract | Carry forward general activity (UDA) | 0 |
| Purpose of contract | Orthodontic | 19/20 Contracted orthodontic activity (UOA) | 6,620 |
| Contract start date | 01/04/2019 | Carry forward orthodontic activity (UOA) | 0 |
| Contract end date | 31/03/2026 | Baseline contract value | £316,069.00 |

| ACCESS | Contract | England and Wales |
|----------------------------------------------|----------|-------------------|
| 24 month ratio of assessments to patient IDs | 1.01 | 1.07 |

| ACTIVITY | Contract |
|-------------------------------------------------------------------------------------------|----------|
| Contract assess and fit appliances (case starts) as a percentage of Area Team case starts | 2.9 % |

Cumulative percentage of contracted UOA delivered 2019 & 2020



| Month | Adjusted Scheduled Activity (UOA) | | |
|-----------|-----------------------------------|------|-------|
| | 2018 | 2019 | 2020 |
| April | 0 | 0 | 0 |
| May | 0 | 0 | 0 |
| June | 0 | 0 | 0 |
| July | 0 | 0 | 0 |
| August | 0 | 0 | 2,208 |
| September | 0 | 0 | 2,624 |
| October | 0 | 0 | |
| November | 0 | 0 | |
| December | 0 | 0 | |
| January | 0 | 0 | |
| February | 0 | 0 | |
| March | 0 | 0 | |
| April | 0 | 0 | |
| May | 0 | 0 | |
| June | 0 | 0 | |

QUANTITY METRICS (rolling 12 month period)

| | Contract Quantity | Contract Base Number | Contract * | Area Team | Region | England |
|----------------------------------------------------------------------------------|-------------------|----------------------|------------|-----------|--------|---------|
| % of all assessments that were assess and fit appliances (case starts) | 119 | 244 | 48.8% | 50.9% | 55.8% | 57.9% |
| % of all assessments that were assess and refuse | 44 | 244 | 18.0% | 16.4% | 12.8% | 12.4% |
| % of all assessments that were assess and review | 81 | 244 | 33.2% | 32.7% | 31.4% | 29.7% |
| % of case starts with a reported IOTN of 3 and Aesthetic Component of 5 or below | 0 | 119 | N/A | 0.0% | 0.1% | 0.1% |
| % of case starts with a reported IOTN of 3 and Aesthetic Component of 6 or above | 1 | 119 | 0.8% | 4.8% | 3.0% | 4.0% |
| % of case starts with a reported IOTN of 4 | 94 | 119 | 79.0% | 76.9% | 78.1% | 78.0% |
| % of case starts with a reported IOTN of 5 | 24 | 119 | 20.2% | 14.8% | 17.0% | 16.6 % |
| % of concluded courses in receipt of dual-arch fixed appliances | 13 | 18 | 72.2% | 58.1% | 73.2% | 74.0% |
| % of concluded courses where treatment was abandoned or discontinued | 3 | 18 | 16.7% | 7.8% | 7.5% | 8.5% |
| % of patients satisfied with the treatment they have received | 0 | 0 | N/A | 100.0% | 97.5% | 95.5% |

* Figures in italics indicate that the base number is less than 100.

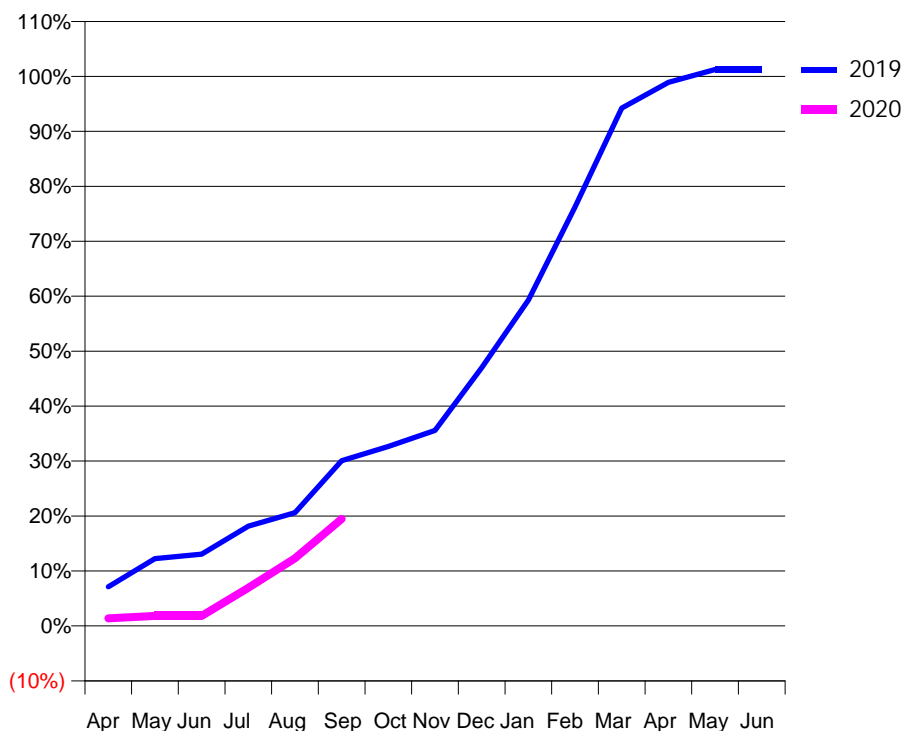
Q64 - Vital Signs Orthodontic At a Glance Contract Report for 113387/0001 - September 2019

| | | | |
|----------------------|---------------------------------|---------------------------------------------|-------------|
| Name or company name | Hanlon, Gardner Dental Surgeons | 19/20 Contracted general activity (UDA) | 4,000 |
| Contract type name | GDS Contract | Carry forward general activity (UDA) | 0 |
| Purpose of contract | General and Orthodontic | 19/20 Contracted orthodontic activity (UOA) | 896 |
| Contract start date | 01/04/2006 | Carry forward orthodontic activity (UOA) | -11 |
| Contract end date | | Baseline contract value | £150,111.08 |

| ACCESS | Contract | England and Wales |
|----------------------------------------------|----------|-------------------|
| 24 month ratio of assessments to patient IDs | 1.11 | 1.07 |

| ACTIVITY | Contract |
|-------------------------------------------------------------------------------------------|----------|
| Contract assess and fit appliances (case starts) as a percentage of Area Team case starts | 0.9 % |

Cumulative percentage of contracted UOA delivered 2019 & 2020



| Month | Adjusted Scheduled Activity (UOA) | | |
|-----------|-----------------------------------|------|------|
| | 2018 | 2019 | 2020 |
| April | 0 | 64 | 13 |
| May | 24 | 110 | 16 |
| June | 69 | 117 | 16 |
| July | 140 | 163 | 62 |
| August | 255 | 185 | 110 |
| September | 256 | 269 | 174 |
| October | 406 | 293 | |
| November | 471 | 319 | |
| December | 558 | 421 | |
| January | 602 | 532 | |
| February | 729 | 683 | |
| March | 813 | 844 | |
| April | 899 | 886 | |
| May | 899 | 907 | |
| June | 899 | 907 | |

QUANTITY METRICS (rolling 12 month period)

| | Contract Quantity | Contract Base Number | Contract * | Area Team | Region | England |
|----------------------------------------------------------------------------------|-------------------|----------------------|------------|-----------|--------|---------|
| % of all assessments that were assess and fit appliances (case starts) | 38 | 58 | 65.5% | 50.9% | 55.8% | 57.9% |
| % of all assessments that were assess and refuse | 6 | 58 | 10.3% | 16.4% | 12.8% | 12.4% |
| % of all assessments that were assess and review | 14 | 58 | 24.1% | 32.7% | 31.4% | 29.7% |
| % of case starts with a reported IOTN of 3 and Aesthetic Component of 5 or below | 2 | 38 | 5.3% | 0.0% | 0.1% | 0.1% |
| % of case starts with a reported IOTN of 3 and Aesthetic Component of 6 or above | 0 | 38 | N/A | 4.8% | 3.0% | 4.0% |
| % of case starts with a reported IOTN of 4 | 35 | 38 | 92.1% | 76.9% | 78.1% | 78.0% |
| % of case starts with a reported IOTN of 5 | 1 | 38 | 2.6% | 14.8% | 17.0% | 16.6% |
| % of concluded courses in receipt of dual-arch fixed appliances | 7 | 23 | 30.4% | 58.1% | 73.2% | 74.0% |
| % of concluded courses where treatment was abandoned or discontinued | 14 | 23 | 60.9% | 7.8% | 7.5% | 8.5% |
| % of patients satisfied with the treatment they have received | 1 | 1 | 100.0% | 100.0% | 97.5% | 95.5% |

* Figures in italics indicate that the base number is less than 100.

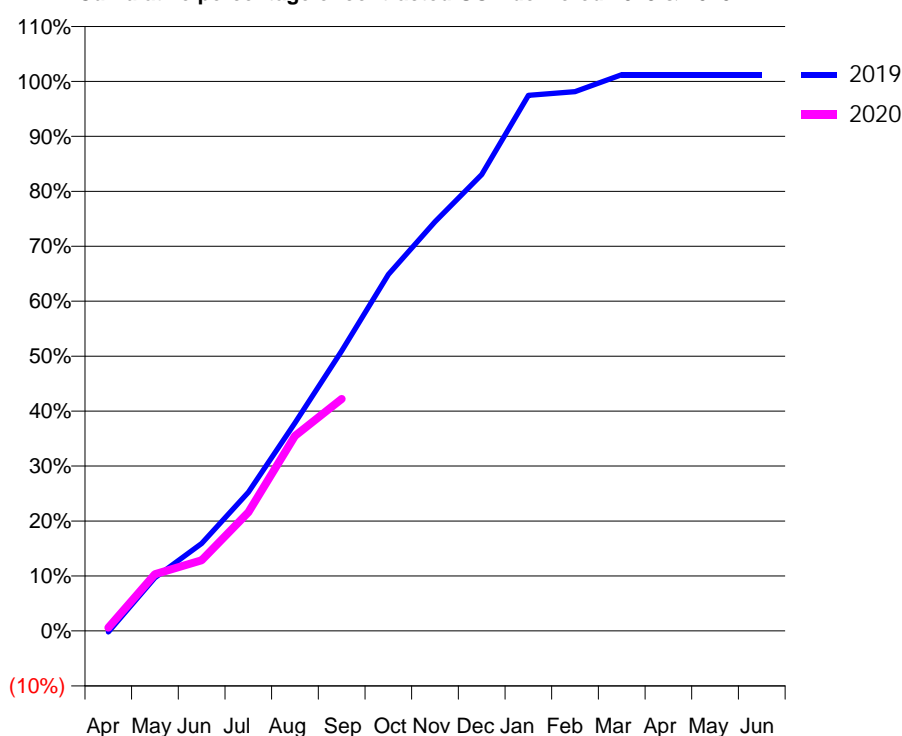
Q64 - Vital Signs Orthodontic At a Glance Contract Report for 114677/0001 - September 2019

| | | | |
|----------------------|--------------------------------|---------------------------------------------|-------------|
| Name or company name | Salisbury Orthodontics Limited | 19/20 Contracted general activity (UDA) | 0 |
| Contract type name | PDS Contract | Carry forward general activity (UDA) | 0 |
| Purpose of contract | Orthodontic | 19/20 Contracted orthodontic activity (UOA) | 6,987 |
| Contract start date | 01/09/2015 | Carry forward orthodontic activity (UOA) | -41 |
| Contract end date | 31/03/2026 | Baseline contract value | £359,916.00 |

| ACCESS | Contract | England and Wales |
|----------------------------------------------|----------|-------------------|
| 24 month ratio of assessments to patient IDs | 1.02 | 1.07 |

| ACTIVITY | Contract |
|-------------------------------------------------------------------------------------------|----------|
| Contract assess and fit appliances (case starts) as a percentage of Area Team case starts | 5.2 % |

Cumulative percentage of contracted UOA delivered 2019 & 2020



| Month | Adjusted Scheduled Activity (UOA) | | |
|-----------|-----------------------------------|-------|-------|
| | 2018 | 2019 | 2020 |
| April | -75 | -7 | 41 |
| May | -75 | 330 | 722 |
| June | 20 | 541 | 899 |
| July | 532 | 858 | 1,508 |
| August | 727 | 1,287 | 2,479 |
| September | 1,107 | 1,732 | 2,950 |
| October | 1,261 | 2,206 | |
| November | 1,852 | 2,531 | |
| December | 2,043 | 2,823 | |
| January | 2,149 | 3,313 | |
| February | 2,760 | 3,336 | |
| March | 3,219 | 3,441 | |
| April | 3,780 | 3,441 | |
| May | 3,780 | 3,441 | |
| June | 3,780 | 3,441 | |

QUANTITY METRICS (rolling 12 month period)

| | Contract Quantity | Contract Base Number | Contract * | Area Team | Region | England |
|----------------------------------------------------------------------------------|-------------------|----------------------|------------|-----------|--------|---------|
| % of all assessments that were assess and fit appliances (case starts) | 214 | 318 | 67.3% | 50.9% | 55.8% | 57.9% |
| % of all assessments that were assess and refuse | 14 | 318 | 4.4% | 16.4% | 12.8% | 12.4% |
| % of all assessments that were assess and review | 90 | 318 | 28.3% | 32.7% | 31.4% | 29.7% |
| % of case starts with a reported IOTN of 3 and Aesthetic Component of 5 or below | 0 | 214 | N/A | 0.0% | 0.1% | 0.1% |
| % of case starts with a reported IOTN of 3 and Aesthetic Component of 6 or above | 1 | 214 | 0.5% | 4.8% | 3.0% | 4.0% |
| % of case starts with a reported IOTN of 4 | 185 | 214 | 86.4% | 76.9% | 78.1% | 78.0% |
| % of case starts with a reported IOTN of 5 | 28 | 214 | 13.1% | 14.8% | 17.0% | 16.6% |
| % of concluded courses in receipt of dual-arch fixed appliances | 76 | 79 | 96.2% | 58.1% | 73.2% | 74.0% |
| % of concluded courses where treatment was abandoned or discontinued | 2 | 79 | 2.5% | 7.8% | 7.5% | 8.5% |
| % of patients satisfied with the treatment they have received | 1 | 1 | 100.0% | 100.0% | 97.5% | 95.5% |

* Figures in italics indicate that the base number is less than 100.

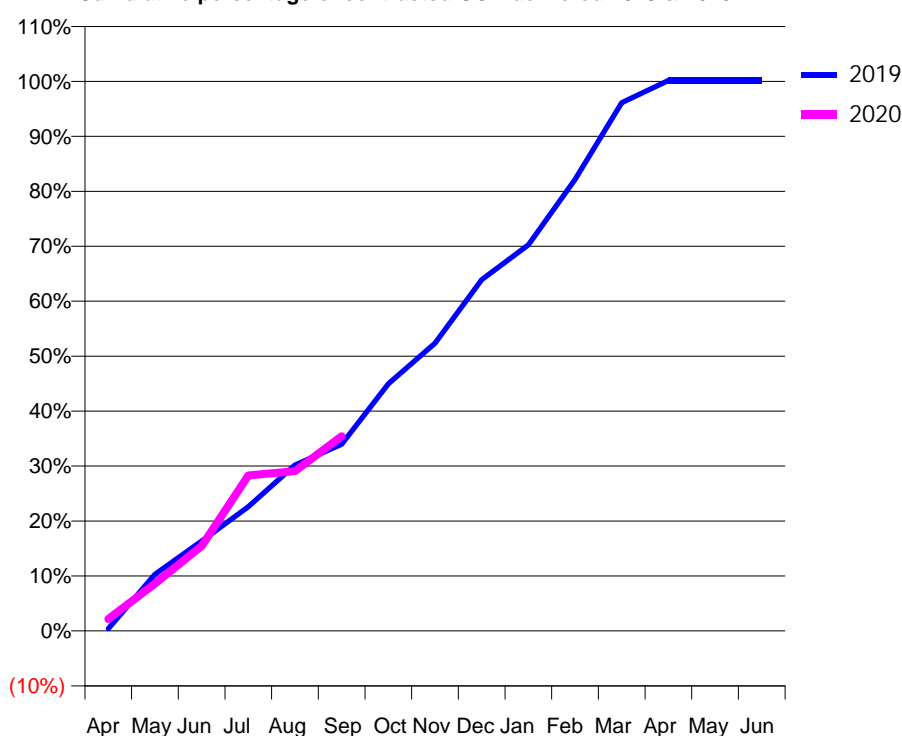
Q64 - Vital Signs Orthodontic At a Glance Contract Report for 125385/0002 - September 2019

| | | | |
|----------------------|-------------------------|---------------------------------------------|-------------|
| Name or company name | Dr Michael Frain Ltd | 19/20 Contracted general activity (UDA) | 14,500 |
| Contract type name | GDS Contract | Carry forward general activity (UDA) | 0 |
| Purpose of contract | General and Orthodontic | 19/20 Contracted orthodontic activity (UOA) | 5,228 |
| Contract start date | 01/04/2008 | Carry forward orthodontic activity (UOA) | -9 |
| Contract end date | | Baseline contract value | £693,315.05 |

| ACCESS | Contract | England and Wales |
|----------------------------------------------|----------|-------------------|
| 24 month ratio of assessments to patient IDs | 1.54 | 1.07 |

| ACTIVITY | Contract |
|-------------------------------------------------------------------------------------------|----------|
| Contract assess and fit appliances (case starts) as a percentage of Area Team case starts | 5.8 % |

Cumulative percentage of contracted UOA delivered 2019 & 2020



| Month | Adjusted Scheduled Activity (UOA) | | |
|-----------|-----------------------------------|-------|-------|
| | 2018 | 2019 | 2020 |
| April | 50 | 22 | 114 |
| May | 410 | 538 | 450 |
| June | 881 | 856 | 807 |
| July | 1,378 | 1,182 | 1,479 |
| August | 1,578 | 1,577 | 1,521 |
| September | 1,892 | 1,776 | 1,853 |
| October | 2,413 | 2,351 | |
| November | 2,921 | 2,737 | |
| December | 3,609 | 3,341 | |
| January | 3,845 | 3,674 | |
| February | 4,498 | 4,294 | |
| March | 4,892 | 5,024 | |
| April | 5,218 | 5,237 | |
| May | 5,218 | 5,237 | |
| June | 5,218 | 5,237 | |

QUANTITY METRICS (rolling 12 month period)

| | Contract Quantity | Contract Base Number | Contract * | Area Team | Region | England |
|----------------------------------------------------------------------------------|-------------------|----------------------|------------|-----------|--------|---------|
| % of all assessments that were assess and fit appliances (case starts) | 242 | 466 | 51.9% | 50.9% | 55.8% | 57.9% |
| % of all assessments that were assess and refuse | 24 | 466 | 5.2% | 16.4% | 12.8% | 12.4% |
| % of all assessments that were assess and review | 200 | 466 | 42.9% | 32.7% | 31.4% | 29.7% |
| % of case starts with a reported IOTN of 3 and Aesthetic Component of 5 or below | 0 | 242 | N/A | 0.0% | 0.1% | 0.1% |
| % of case starts with a reported IOTN of 3 and Aesthetic Component of 6 or above | 14 | 242 | 5.8% | 4.8% | 3.0% | 4.0% |
| % of case starts with a reported IOTN of 4 | 179 | 242 | 74.0% | 76.9% | 78.1% | 78.0% |
| % of case starts with a reported IOTN of 5 | 49 | 242 | 20.2% | 14.8% | 17.0% | 16.6 % |
| % of concluded courses in receipt of dual-arch fixed appliances | 158 | 212 | 74.5% | 58.1% | 73.2% | 74.0% |
| % of concluded courses where treatment was abandoned or discontinued | 35 | 212 | 16.5% | 7.8% | 7.5% | 8.5% |
| % of patients satisfied with the treatment they have received | 0 | 0 | N/A | 100.0% | 97.5% | 95.5% |

* Figures in italics indicate that the base number is less than 100.

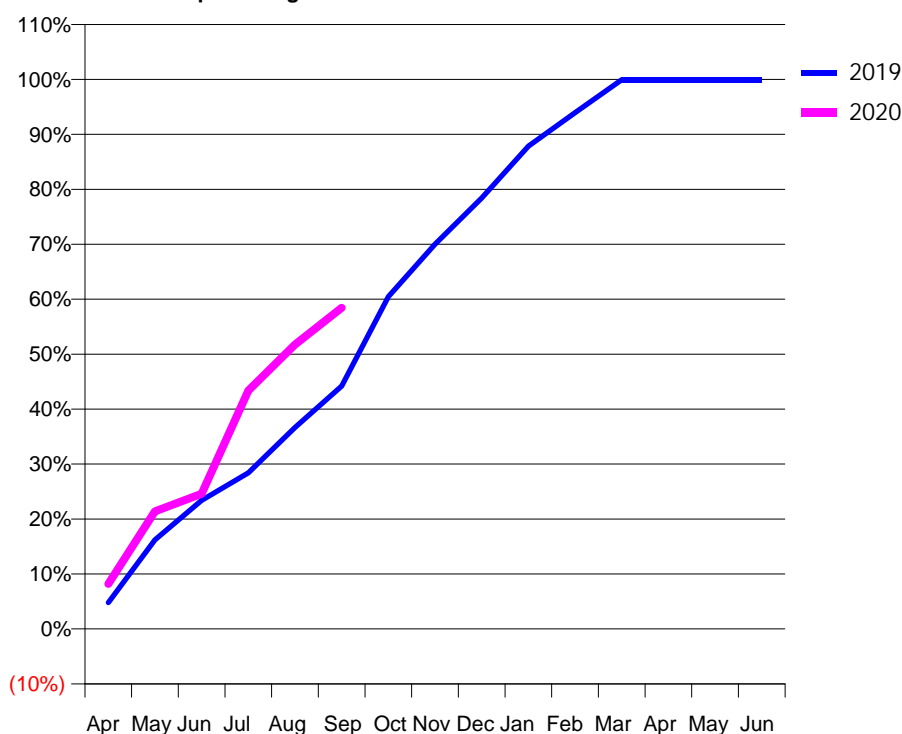
Q64 - Vital Signs Orthodontic At a Glance Contract Report for 133620/0001 - September 2019

| | | | |
|----------------------|--------------------|---------------------------------------------|-------------|
| Name or company name | Cloudshell Limited | 19/20 Contracted general activity (UDA) | 0 |
| Contract type name | PDS Contract | Carry forward general activity (UDA) | 0 |
| Purpose of contract | Orthodontic | 19/20 Contracted orthodontic activity (UOA) | 6,560 |
| Contract start date | 01/09/2012 | Carry forward orthodontic activity (UOA) | 5 |
| Contract end date | 31/08/2022 | Baseline contract value | £458,515.09 |

| ACCESS | Contract | England and Wales |
|----------------------------------------------|----------|-------------------|
| 24 month ratio of assessments to patient IDs | 1.10 | 1.07 |

| ACTIVITY | Contract |
|-------------------------------------------------------------------------------------------|----------|
| Contract assess and fit appliances (case starts) as a percentage of Area Team case starts | 8.4 % |

Cumulative percentage of contracted UOA delivered 2019 & 2020



| Month | Adjusted Scheduled Activity (UOA) | | |
|-----------|-----------------------------------|-------|-------|
| | 2018 | 2019 | 2020 |
| April | 112 | 315 | 537 |
| May | 395 | 1,062 | 1,403 |
| June | 643 | 1,536 | 1,614 |
| July | 882 | 1,863 | 2,846 |
| August | 1,515 | 2,404 | 3,395 |
| September | 1,795 | 2,900 | 3,833 |
| October | 2,502 | 3,967 | |
| November | 3,170 | 4,592 | |
| December | 4,030 | 5,144 | |
| January | 4,699 | 5,763 | |
| February | 5,798 | 6,161 | |
| March | 6,786 | 6,554 | |
| April | 7,185 | 6,555 | |
| May | 7,185 | 6,555 | |
| June | 7,185 | 6,555 | |

QUANTITY METRICS (rolling 12 month period)

| | Contract Quantity | Contract Base Number | Contract * | Area Team | Region | England |
|----------------------------------------------------------------------------------|-------------------|----------------------|------------|-----------|--------|---------|
| % of all assessments that were assess and fit appliances (case starts) | 347 | 587 | 59.1% | 50.9% | 55.8% | 57.9% |
| % of all assessments that were assess and refuse | 34 | 587 | 5.8% | 16.4% | 12.8% | 12.4% |
| % of all assessments that were assess and review | 206 | 587 | 35.1% | 32.7% | 31.4% | 29.7% |
| % of case starts with a reported IOTN of 3 and Aesthetic Component of 5 or below | 0 | 347 | N/A | 0.0% | 0.1% | 0.1% |
| % of case starts with a reported IOTN of 3 and Aesthetic Component of 6 or above | 46 | 347 | 13.3% | 4.8% | 3.0% | 4.0% |
| % of case starts with a reported IOTN of 4 | 239 | 347 | 68.9% | 76.9% | 78.1% | 78.0% |
| % of case starts with a reported IOTN of 5 | 61 | 347 | 17.6% | 14.8% | 17.0% | 16.6 % |
| % of concluded courses in receipt of dual-arch fixed appliances | 264 | 283 | 93.3% | 58.1% | 73.2% | 74.0% |
| % of concluded courses where treatment was abandoned or discontinued | 14 | 283 | 4.9% | 7.8% | 7.5% | 8.5% |
| % of patients satisfied with the treatment they have received | 3 | 3 | 100.0% | 100.0% | 97.5% | 95.5% |

* Figures in italics indicate that the base number is less than 100.

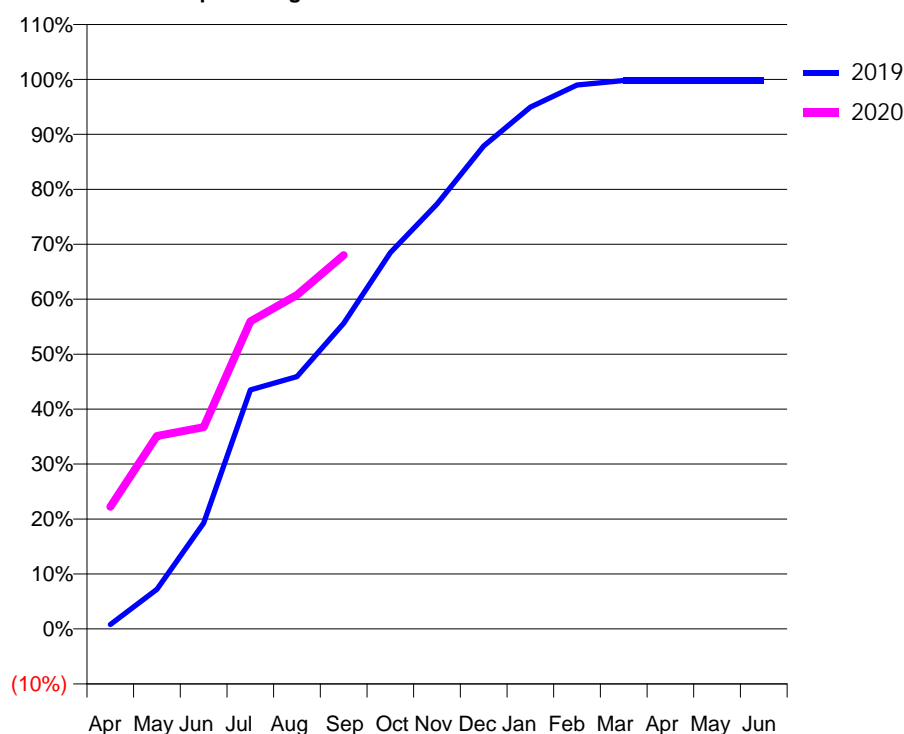
Q64 - Vital Signs Orthodontic At a Glance Contract Report for 136840/0001 - September 2019

| | | | |
|----------------------|------------------|---------------------------------------------|-------------|
| Name or company name | RUH Orthodontics | 19/20 Contracted general activity (UDA) | 0 |
| Contract type name | PDS Contract | Carry forward general activity (UDA) | 0 |
| Purpose of contract | Orthodontic | 19/20 Contracted orthodontic activity (UOA) | 2,616 |
| Contract start date | 01/04/2007 | Carry forward orthodontic activity (UOA) | 6 |
| Contract end date | 31/03/2029 | Baseline contract value | £174,948.49 |

| ACCESS | Contract | England and Wales |
|----------------------------------------------|----------|-------------------|
| 24 month ratio of assessments to patient IDs | 1.02 | 1.07 |

| ACTIVITY | Contract |
|-------------------------------------------------------------------------------------------|----------|
| Contract assess and fit appliances (case starts) as a percentage of Area Team case starts | 3.4 % |

Cumulative percentage of contracted UOA delivered 2019 & 2020



| Month | Adjusted Scheduled Activity (UOA) | | |
|-----------|-----------------------------------|-------|-------|
| | 2018 | 2019 | 2020 |
| April | 105 | 21 | 582 |
| May | 401 | 189 | 918 |
| June | 594 | 504 | 960 |
| July | 1,119 | 1,138 | 1,464 |
| August | 1,182 | 1,201 | 1,590 |
| September | 1,287 | 1,455 | 1,779 |
| October | 1,350 | 1,791 | |
| November | 1,536 | 2,022 | |
| December | 1,746 | 2,299 | |
| January | 1,893 | 2,484 | |
| February | 2,105 | 2,589 | |
| March | 2,697 | 2,610 | |
| April | 2,677 | 2,610 | |
| May | 2,677 | 2,610 | |
| June | 2,677 | 2,610 | |

QUANTITY METRICS (rolling 12 month period)

| | Contract Quantity | Contract Base Number | Contract * | Area Team | Region | England |
|----------------------------------------------------------------------------------|-------------------|----------------------|------------|-----------|--------|---------|
| % of all assessments that were assess and fit appliances (case starts) | 142 | 142 | 100.0% | 50.9% | 55.8% | 57.9% |
| % of all assessments that were assess and refuse | 0 | 142 | 0.0% | 16.4% | 12.8% | 12.4% |
| % of all assessments that were assess and review | 0 | 142 | 0.0% | 32.7% | 31.4% | 29.7% |
| % of case starts with a reported IOTN of 3 and Aesthetic Component of 5 or below | 0 | 142 | N/A | 0.0% | 0.1% | 0.1% |
| % of case starts with a reported IOTN of 3 and Aesthetic Component of 6 or above | 3 | 142 | 2.1% | 4.8% | 3.0% | 4.0% |
| % of case starts with a reported IOTN of 4 | 126 | 142 | 88.7% | 76.9% | 78.1% | 78.0% |
| % of case starts with a reported IOTN of 5 | 12 | 142 | 8.5% | 14.8% | 17.0% | 16.6 % |
| % of concluded courses in receipt of dual-arch fixed appliances | 52 | 225 | 23.1% | 58.1% | 73.2% | 74.0% |
| % of concluded courses where treatment was abandoned or discontinued | 4 | 225 | 1.8% | 7.8% | 7.5% | 8.5% |
| % of patients satisfied with the treatment they have received | 2 | 2 | 100.0% | 100.0% | 97.5% | 95.5% |

* Figures in italics indicate that the base number is less than 100.

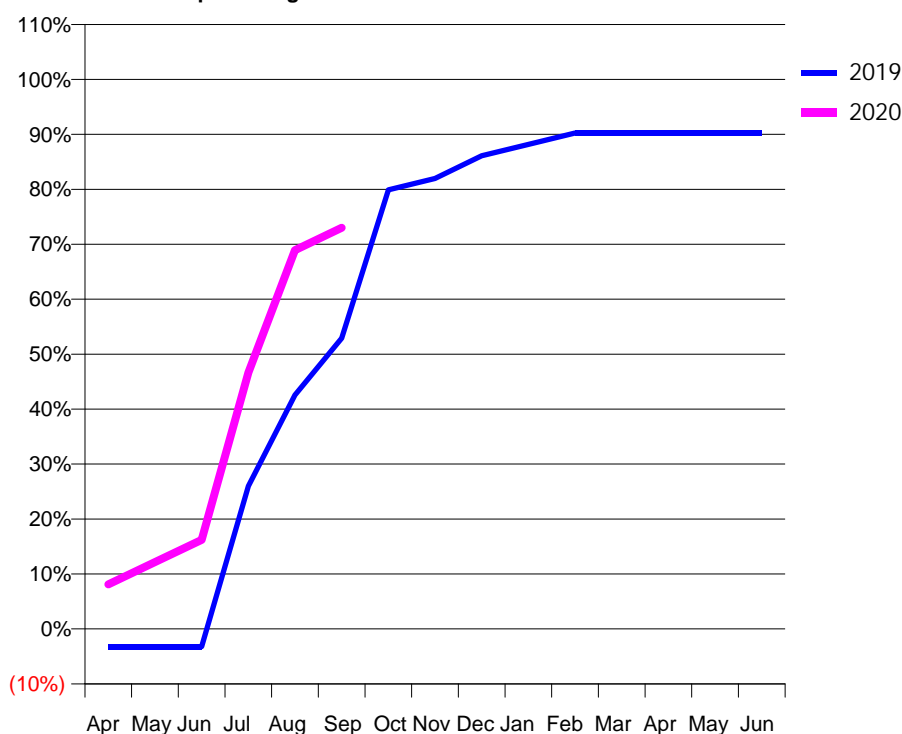
Q64 - Vital Signs Orthodontic At a Glance Contract Report for 137995/0002 - September 2019

| | | | |
|----------------------|-------------------------------------------|---------------------------------------------|------------|
| Name or company name | Nelson Street Dental Practice Partnership | 19/20 Contracted general activity (UDA) | 0 |
| Contract type name | GDS Contract | Carry forward general activity (UDA) | 0 |
| Purpose of contract | Orthodontic | 19/20 Contracted orthodontic activity (UOA) | 1,036 |
| Contract start date | 01/04/2014 | Carry forward orthodontic activity (UOA) | 0 |
| Contract end date | | Baseline contract value | £69,572.12 |

| ACCESS | Contract | England and Wales |
|----------------------------------------------|----------|-------------------|
| 24 month ratio of assessments to patient IDs | 1.04 | 1.07 |

| ACTIVITY | Contract |
|-------------------------------------------------------------------------------------------|----------|
| Contract assess and fit appliances (case starts) as a percentage of Area Team case starts | 1.3 % |

Cumulative percentage of contracted UOA delivered 2019 & 2020



| Month | Adjusted Scheduled Activity (UOA) | | |
|-----------|-----------------------------------|------|------|
| | 2018 | 2019 | 2020 |
| April | 42 | -33 | 84 |
| May | 190 | -33 | 126 |
| June | 316 | -33 | 168 |
| July | 547 | 264 | 483 |
| August | 737 | 432 | 714 |
| September | 821 | 537 | 756 |
| October | 886 | 811 | |
| November | 951 | 832 | |
| December | 953 | 874 | |
| January | 974 | 895 | |
| February | 1,079 | 916 | |
| March | 1,079 | 916 | |
| April | 1,079 | 916 | |
| May | 1,079 | 916 | |
| June | 1,079 | 916 | |

QUANTITY METRICS (rolling 12 month period)

| | Contract Quantity | Contract Base Number | Contract * | Area Team | Region | England |
|----------------------------------------------------------------------------------|-------------------|----------------------|------------|-----------|--------|---------|
| % of all assessments that were assess and fit appliances (case starts) | 54 | 55 | 98.2% | 50.9% | 55.8% | 57.9% |
| % of all assessments that were assess and refuse | 0 | 55 | 0.0% | 16.4% | 12.8% | 12.4% |
| % of all assessments that were assess and review | 1 | 55 | 1.8% | 32.7% | 31.4% | 29.7% |
| % of case starts with a reported IOTN of 3 and Aesthetic Component of 5 or below | 0 | 54 | N/A | 0.0% | 0.1% | 0.1% |
| % of case starts with a reported IOTN of 3 and Aesthetic Component of 6 or above | 4 | 54 | 7.4% | 4.8% | 3.0% | 4.0% |
| % of case starts with a reported IOTN of 4 | 44 | 54 | 81.5% | 76.9% | 78.1% | 78.0% |
| % of case starts with a reported IOTN of 5 | 6 | 54 | 11.1% | 14.8% | 17.0% | 16.6% |
| % of concluded courses in receipt of dual-arch fixed appliances | 5 | 7 | 71.4% | 58.1% | 73.2% | 74.0% |
| % of concluded courses where treatment was abandoned or discontinued | 1 | 7 | 14.3% | 7.8% | 7.5% | 8.5% |
| % of patients satisfied with the treatment they have received | 0 | 0 | N/A | 100.0% | 97.5% | 95.5% |

* Figures in italics indicate that the base number is less than 100.

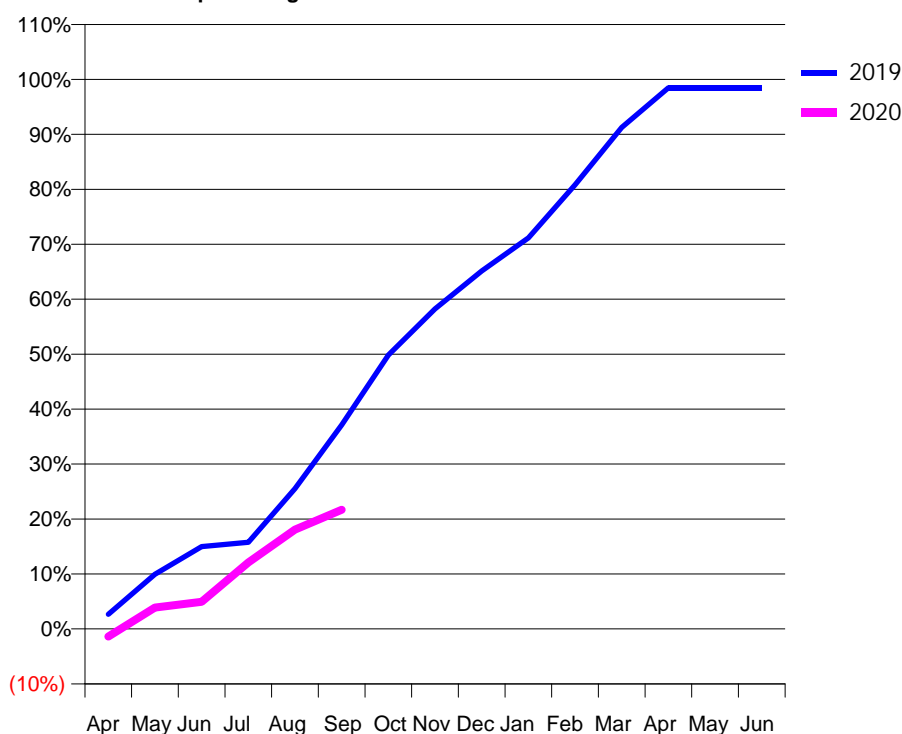
Q64 - Vital Signs Orthodontic At a Glance Contract Report for 140163/0001 - September 2019

| | | | |
|----------------------|------------------------------|---------------------------------------------|-------------|
| Name or company name | Cheltenham Orthodontics Ltd. | 19/20 Contracted general activity (UDA) | 0 |
| Contract type name | PDS Contract | Carry forward general activity (UDA) | 0 |
| Purpose of contract | Orthodontic | 19/20 Contracted orthodontic activity (UOA) | 7,035 |
| Contract start date | 01/04/2008 | Carry forward orthodontic activity (UOA) | 98 |
| Contract end date | 31/03/2026 | Baseline contract value | £385,933.68 |

| ACCESS | Contract | England and Wales |
|----------------------------------------------|----------|-------------------|
| 24 month ratio of assessments to patient IDs | 1.02 | 1.07 |

| ACTIVITY | Contract |
|-------------------------------------------------------------------------------------------|----------|
| Contract assess and fit appliances (case starts) as a percentage of Area Team case starts | 5.9 % |

Cumulative percentage of contracted UOA delivered 2019 & 2020



| Month | Adjusted Scheduled Activity (UOA) | | |
|-----------|-----------------------------------|-------|-------|
| | 2018 | 2019 | 2020 |
| April | 422 | 172 | -98 |
| May | 1,173 | 635 | 275 |
| June | 1,632 | 959 | 347 |
| July | 1,905 | 1,008 | 852 |
| August | 2,422 | 1,634 | 1,272 |
| September | 3,274 | 2,374 | 1,526 |
| October | 3,854 | 3,188 | |
| November | 4,333 | 3,724 | |
| December | 4,650 | 4,167 | |
| January | 5,123 | 4,552 | |
| February | 5,653 | 5,166 | |
| March | 6,764 | 5,835 | |
| April | 6,999 | 6,296 | |
| May | 7,020 | 6,296 | |
| June | 7,020 | 6,296 | |

QUANTITY METRICS (rolling 12 month period)

| | Contract Quantity | Contract Base Number | Contract * | Area Team | Region | England |
|----------------------------------------------------------------------------------|-------------------|----------------------|------------|-----------|--------|---------|
| % of all assessments that were assess and fit appliances (case starts) | 247 | 655 | 37.7% | 50.9% | 55.8% | 57.9% |
| % of all assessments that were assess and refuse | 99 | 655 | 15.1% | 16.4% | 12.8% | 12.4% |
| % of all assessments that were assess and review | 309 | 655 | 47.2% | 32.7% | 31.4% | 29.7% |
| % of case starts with a reported IOTN of 3 and Aesthetic Component of 5 or below | 0 | 247 | N/A | 0.0% | 0.1% | 0.1% |
| % of case starts with a reported IOTN of 3 and Aesthetic Component of 6 or above | 10 | 247 | 4.0% | 4.8% | 3.0% | 4.0% |
| % of case starts with a reported IOTN of 4 | 184 | 247 | 74.5% | 76.9% | 78.1% | 78.0% |
| % of case starts with a reported IOTN of 5 | 51 | 247 | 20.6% | 14.8% | 17.0% | 16.6 % |
| % of concluded courses in receipt of dual-arch fixed appliances | 104 | 244 | 42.6% | 58.1% | 73.2% | 74.0% |
| % of concluded courses where treatment was abandoned or discontinued | 6 | 244 | 2.5% | 7.8% | 7.5% | 8.5% |
| % of patients satisfied with the treatment they have received | 2 | 2 | 100.0% | 100.0% | 97.5% | 95.5% |

* Figures in italics indicate that the base number is less than 100.

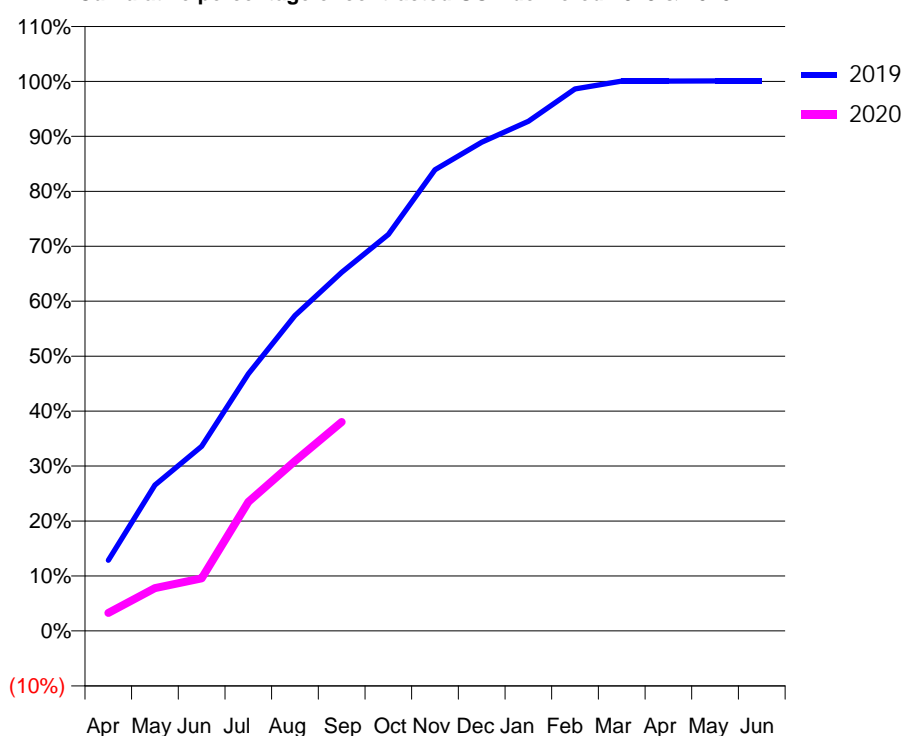
Q64 - Vital Signs Orthodontic At a Glance Contract Report for 156701/0001 - September 2019

| | | | |
|----------------------|----------------------|---------------------------------------------|-------------|
| Name or company name | Phoenix Orthodontics | 19/20 Contracted general activity (UDA) | 0 |
| Contract type name | PDS Contract | Carry forward general activity (UDA) | 0 |
| Purpose of contract | Orthodontic | 19/20 Contracted orthodontic activity (UOA) | 13,000 |
| Contract start date | 01/06/2011 | Carry forward orthodontic activity (UOA) | -6 |
| Contract end date | 31/03/2026 | Baseline contract value | £688,470.16 |

| ACCESS | Contract | England and Wales |
|----------------------------------------------|----------|-------------------|
| 24 month ratio of assessments to patient IDs | 1.01 | 1.07 |

| ACTIVITY | Contract |
|-------------------------------------------------------------------------------------------|----------|
| Contract assess and fit appliances (case starts) as a percentage of Area Team case starts | 9.0 % |

Cumulative percentage of contracted UOA delivered 2019 & 2020



| Month | Adjusted Scheduled Activity (UOA) | | |
|-----------|-----------------------------------|-------|-------|
| | 2018 | 2019 | 2020 |
| April | 1,078 | 1,052 | 426 |
| May | 2,305 | 2,168 | 1,014 |
| June | 2,836 | 2,744 | 1,245 |
| July | 3,689 | 3,820 | 3,051 |
| August | 4,520 | 4,686 | 4,017 |
| September | 5,158 | 5,328 | 4,941 |
| October | 5,940 | 5,894 | |
| November | 6,914 | 6,855 | |
| December | 7,608 | 7,264 | |
| January | 7,948 | 7,575 | |
| February | 8,731 | 8,054 | |
| March | 8,881 | 8,171 | |
| April | 8,882 | 8,172 | |
| May | 8,884 | 8,174 | |
| June | 8,886 | 8,174 | |

QUANTITY METRICS (rolling 12 month period)

| | Contract Quantity | Contract Base Number | Contract * | Area Team | Region | England |
|----------------------------------------------------------------------------------|-------------------|----------------------|------------|-----------|--------|---------|
| % of all assessments that were assess and fit appliances (case starts) | 372 | 445 | 83.6% | 50.9% | 55.8% | 57.9% |
| % of all assessments that were assess and refuse | 38 | 445 | 8.5% | 16.4% | 12.8% | 12.4% |
| % of all assessments that were assess and review | 35 | 445 | 7.9% | 32.7% | 31.4% | 29.7% |
| % of case starts with a reported IOTN of 3 and Aesthetic Component of 5 or below | 0 | 372 | N/A | 0.0% | 0.1% | 0.1% |
| % of case starts with a reported IOTN of 3 and Aesthetic Component of 6 or above | 20 | 372 | 5.4% | 4.8% | 3.0% | 4.0% |
| % of case starts with a reported IOTN of 4 | 313 | 372 | 84.1% | 76.9% | 78.1% | 78.0% |
| % of case starts with a reported IOTN of 5 | 36 | 372 | 9.7% | 14.8% | 17.0% | 16.6 % |
| % of concluded courses in receipt of dual-arch fixed appliances | 304 | 367 | 82.8% | 58.1% | 73.2% | 74.0% |
| % of concluded courses where treatment was abandoned or discontinued | 50 | 367 | 13.6% | 7.8% | 7.5% | 8.5% |
| % of patients satisfied with the treatment they have received | 2 | 2 | 100.0% | 100.0% | 97.5% | 95.5% |

* Figures in italics indicate that the base number is less than 100.

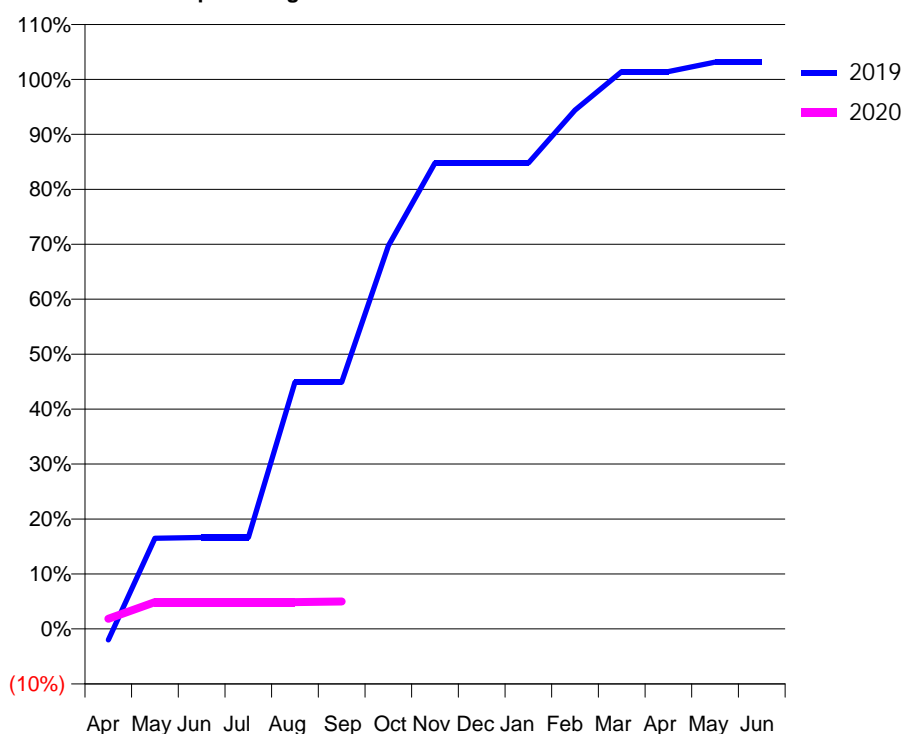
Q64 - Vital Signs Orthodontic At a Glance Contract Report for 158542/0001 - September 2019

| | | | |
|----------------------|-------------------------|---------------------------------------------|------------|
| Name or company name | Mr CS Lambert-Rose | 19/20 Contracted general activity (UDA) | 680 |
| Contract type name | GDS Contract | Carry forward general activity (UDA) | 0 |
| Purpose of contract | General and Orthodontic | 19/20 Contracted orthodontic activity (UOA) | 697 |
| Contract start date | 18/05/2012 | Carry forward orthodontic activity (UOA) | -13 |
| Contract end date | | Baseline contract value | £66,539.33 |

| ACCESS | Contract | England and Wales |
|----------------------------------------------|----------|-------------------|
| 24 month ratio of assessments to patient IDs | 1.01 | 1.07 |

| ACTIVITY | Contract |
|-------------------------------------------------------------------------------------------|----------|
| Contract assess and fit appliances (case starts) as a percentage of Area Team case starts | 0.5 % |

Cumulative percentage of contracted UOA delivered 2019 & 2020



| Month | Adjusted Scheduled Activity (UOA) | | |
|-----------|-----------------------------------|------|------|
| | 2018 | 2019 | 2020 |
| April | -15 | -14 | 13 |
| May | -15 | 115 | 34 |
| June | 92 | 116 | 34 |
| July | 199 | 116 | 34 |
| August | 283 | 313 | 34 |
| September | 326 | 313 | 35 |
| October | 434 | 486 | |
| November | 542 | 591 | |
| December | 628 | 591 | |
| January | 628 | 591 | |
| February | 687 | 658 | |
| March | 687 | 707 | |
| April | 731 | 707 | |
| May | 731 | 719 | |
| June | 752 | 719 | |

QUANTITY METRICS (rolling 12 month period)

| | Contract Quantity | Contract Base Number | Contract * | Area Team | Region | England |
|----------------------------------------------------------------------------------|-------------------|----------------------|------------|-----------|--------|---------|
| % of all assessments that were assess and fit appliances (case starts) | 20 | 50 | 40.0% | 50.9% | 55.8% | 57.9% |
| % of all assessments that were assess and refuse | 16 | 50 | 32.0% | 16.4% | 12.8% | 12.4% |
| % of all assessments that were assess and review | 14 | 50 | 28.0% | 32.7% | 31.4% | 29.7% |
| % of case starts with a reported IOTN of 3 and Aesthetic Component of 5 or below | 0 | 20 | N/A | 0.0% | 0.1% | 0.1% |
| % of case starts with a reported IOTN of 3 and Aesthetic Component of 6 or above | 0 | 20 | N/A | 4.8% | 3.0% | 4.0% |
| % of case starts with a reported IOTN of 4 | 20 | 20 | 100.0% | 76.9% | 78.1% | 78.0% |
| % of case starts with a reported IOTN of 5 | 0 | 20 | N/A | 14.8% | 17.0% | 16.6% |
| % of concluded courses in receipt of dual-arch fixed appliances | 4 | 6 | 66.7% | 58.1% | 73.2% | 74.0% |
| % of concluded courses where treatment was abandoned or discontinued | 0 | 6 | 0.0% | 7.8% | 7.5% | 8.5% |
| % of patients satisfied with the treatment they have received | 0 | 0 | N/A | 100.0% | 97.5% | 95.5% |

* Figures in italics indicate that the base number is less than 100.

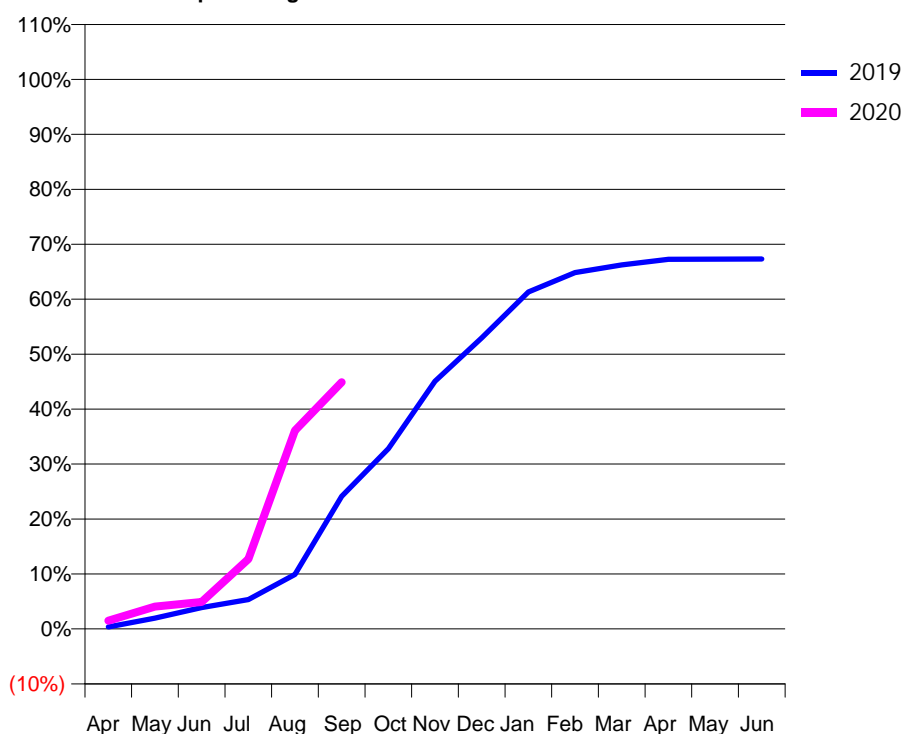
Q64 - Vital Signs Orthodontic At a Glance Contract Report for 182591/0001 - September 2019

| | | | |
|----------------------|-----------------------|---------------------------------------------|-------------|
| Name or company name | Bath Orthodontics Ltd | 19/20 Contracted general activity (UDA) | 0 |
| Contract type name | PDS Contract | Carry forward general activity (UDA) | 0 |
| Purpose of contract | Orthodontic | 19/20 Contracted orthodontic activity (UOA) | 8,057 |
| Contract start date | 01/05/2011 | Carry forward orthodontic activity (UOA) | -68 |
| Contract end date | 30/04/2021 | Baseline contract value | £554,106.26 |

| ACCESS | Contract | England and Wales |
|----------------------------------------------|----------|-------------------|
| 24 month ratio of assessments to patient IDs | 1.18 | 1.07 |

| ACTIVITY | Contract |
|-------------------------------------------------------------------------------------------|----------|
| Contract assess and fit appliances (case starts) as a percentage of Area Team case starts | 10.7 % |

Cumulative percentage of contracted UOA delivered 2019 & 2020



| Month | Adjusted Scheduled Activity (UOA) | | |
|-----------|-----------------------------------|-------|-------|
| | 2018 | 2019 | 2020 |
| April | 79 | 31 | 120 |
| May | 353 | 161 | 328 |
| June | 660 | 315 | 395 |
| July | 1,370 | 433 | 1,025 |
| August | 1,587 | 802 | 2,909 |
| September | 1,678 | 1,955 | 3,617 |
| October | 3,667 | 2,659 | |
| November | 4,276 | 3,651 | |
| December | 4,973 | 4,289 | |
| January | 5,611 | 4,965 | |
| February | 6,180 | 5,252 | |
| March | 7,401 | 5,365 | |
| April | 8,894 | 5,447 | |
| May | 8,894 | 5,449 | |
| June | 8,894 | 5,450 | |

QUANTITY METRICS (rolling 12 month period)

| | Contract Quantity | Contract Base Number | Contract * | Area Team | Region | England |
|----------------------------------------------------------------------------------|-------------------|----------------------|------------|-----------|--------|---------|
| % of all assessments that were assess and fit appliances (case starts) | 445 | 1,249 | 35.6% | 50.9% | 55.8% | 57.9% |
| % of all assessments that were assess and refuse | 112 | 1,249 | 9.0% | 16.4% | 12.8% | 12.4% |
| % of all assessments that were assess and review | 692 | 1,249 | 55.4% | 32.7% | 31.4% | 29.7% |
| % of case starts with a reported IOTN of 3 and Aesthetic Component of 5 or below | 0 | 445 | N/A | 0.0% | 0.1% | 0.1% |
| % of case starts with a reported IOTN of 3 and Aesthetic Component of 6 or above | 9 | 445 | 2.0% | 4.8% | 3.0% | 4.0% |
| % of case starts with a reported IOTN of 4 | 337 | 445 | 75.7% | 76.9% | 78.1% | 78.0% |
| % of case starts with a reported IOTN of 5 | 99 | 445 | 22.2% | 14.8% | 17.0% | 16.6 % |
| % of concluded courses in receipt of dual-arch fixed appliances | 77 | 224 | 34.4% | 58.1% | 73.2% | 74.0% |
| % of concluded courses where treatment was abandoned or discontinued | 13 | 224 | 5.8% | 7.8% | 7.5% | 8.5% |
| % of patients satisfied with the treatment they have received | 3 | 3 | 100.0% | 100.0% | 97.5% | 95.5% |

* Figures in italics indicate that the base number is less than 100.

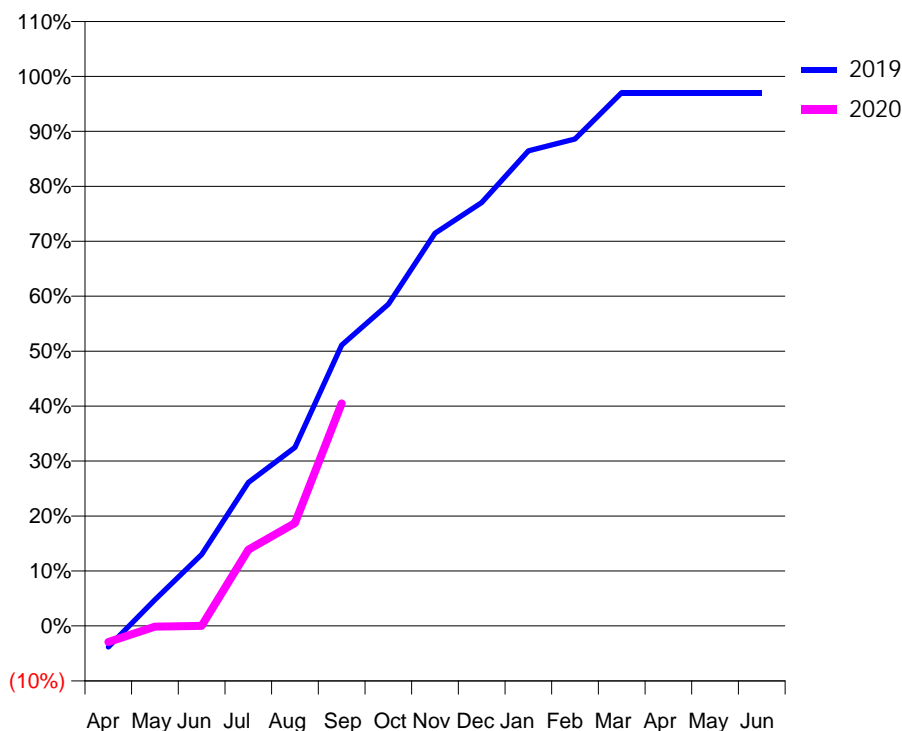
Q64 - Vital Signs Orthodontic At a Glance Contract Report for 191221/0001 - September 2019

| | | | |
|----------------------|-------------------------------|---------------------------------------------|-------------|
| Name or company name | Mid Wessex Orthodontic Clinic | 19/20 Contracted general activity (UDA) | 20 |
| Contract type name | GDS Contract | Carry forward general activity (UDA) | 0 |
| Purpose of contract | General and Orthodontic | 19/20 Contracted orthodontic activity (UOA) | 4,126 |
| Contract start date | 01/03/2013 | Carry forward orthodontic activity (UOA) | 122 |
| Contract end date | | Baseline contract value | £280,590.64 |

| ACCESS | Contract | England and Wales |
|----------------------------------------------|----------|-------------------|
| 24 month ratio of assessments to patient IDs | 1.00 | 1.07 |

| ACTIVITY | Contract |
|-------------------------------------------------------------------------------------------|----------|
| Contract assess and fit appliances (case starts) as a percentage of Area Team case starts | 4.1 % |

Cumulative percentage of contracted UOA delivered 2019 & 2020



| Month | Adjusted Scheduled Activity (UOA) | | |
|-----------|-----------------------------------|-------|-------|
| | 2018 | 2019 | 2020 |
| April | -6 | -159 | -122 |
| May | 281 | 197 | -7 |
| June | 734 | 538 | 1 |
| July | 1,049 | 1,080 | 573 |
| August | 1,431 | 1,344 | 772 |
| September | 2,006 | 2,114 | 1,671 |
| October | 2,520 | 2,423 | |
| November | 2,719 | 2,957 | |
| December | 3,172 | 3,188 | |
| January | 3,401 | 3,577 | |
| February | 3,758 | 3,667 | |
| March | 4,077 | 4,016 | |
| April | 4,089 | 4,016 | |
| May | 4,089 | 4,016 | |
| June | 4,089 | 4,016 | |

QUANTITY METRICS (rolling 12 month period)

| | Contract Quantity | Contract Base Number | Contract * | Area Team | Region | England |
|----------------------------------------------------------------------------------|-------------------|----------------------|------------|-----------|--------|---------|
| % of all assessments that were assess and fit appliances (case starts) | 170 | 326 | 52.1% | 50.9% | 55.8% | 57.9% |
| % of all assessments that were assess and refuse | 26 | 326 | 8.0% | 16.4% | 12.8% | 12.4% |
| % of all assessments that were assess and review | 130 | 326 | 39.9% | 32.7% | 31.4% | 29.7% |
| % of case starts with a reported IOTN of 3 and Aesthetic Component of 5 or below | 0 | 170 | N/A | 0.0% | 0.1% | 0.1% |
| % of case starts with a reported IOTN of 3 and Aesthetic Component of 6 or above | 2 | 170 | 1.2% | 4.8% | 3.0% | 4.0% |
| % of case starts with a reported IOTN of 4 | 156 | 170 | 91.8% | 76.9% | 78.1% | 78.0% |
| % of case starts with a reported IOTN of 5 | 11 | 170 | 6.5% | 14.8% | 17.0% | 16.6% |
| % of concluded courses in receipt of dual-arch fixed appliances | 132 | 137 | 96.4% | 58.1% | 73.2% | 74.0% |
| % of concluded courses where treatment was abandoned or discontinued | 4 | 137 | 2.9% | 7.8% | 7.5% | 8.5% |
| % of patients satisfied with the treatment they have received | 0 | 0 | N/A | 100.0% | 97.5% | 95.5% |

* Figures in italics indicate that the base number is less than 100.

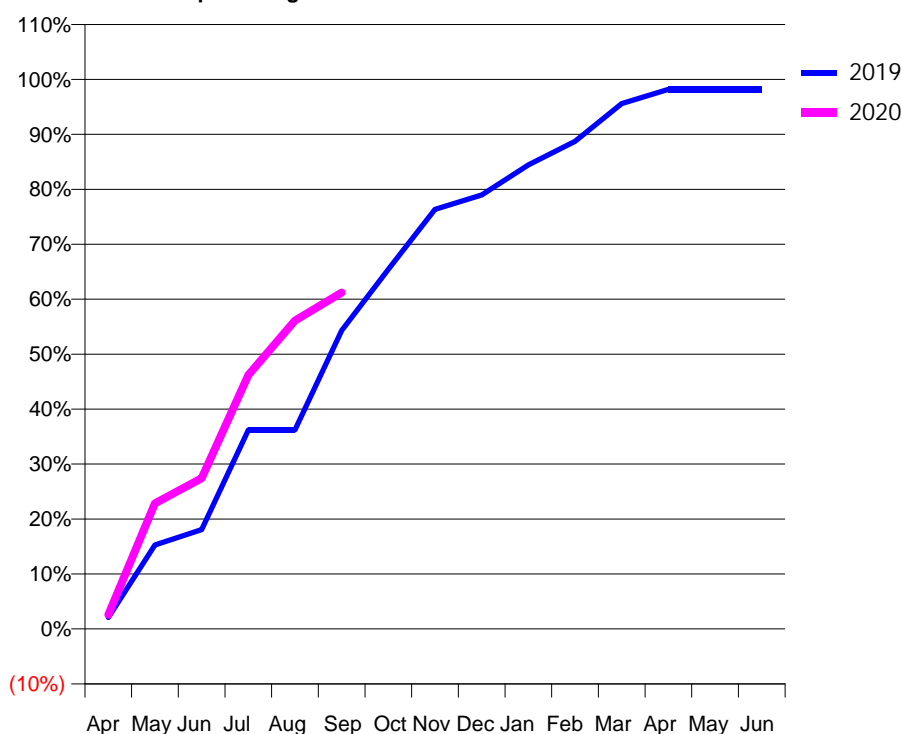
Q64 - Vital Signs Orthodontic At a Glance Contract Report for 233544/0001 - September 2019

| | | | |
|----------------------|-------------------------|---------------------------------------------|-------------|
| Name or company name | MR D LYONS | 19/20 Contracted general activity (UDA) | 1,909 |
| Contract type name | GDS Contract | Carry forward general activity (UDA) | -41 |
| Purpose of contract | General and Orthodontic | 19/20 Contracted orthodontic activity (UOA) | 1,002 |
| Contract start date | 01/03/2008 | Carry forward orthodontic activity (UOA) | 18 |
| Contract end date | | Baseline contract value | £116,618.87 |

| ACCESS | Contract | England and Wales |
|----------------------------------------------|----------|-------------------|
| 24 month ratio of assessments to patient IDs | 1.01 | 1.07 |

| ACTIVITY | Contract |
|-------------------------------------------------------------------------------------------|----------|
| Contract assess and fit appliances (case starts) as a percentage of Area Team case starts | 1.2 % |

Cumulative percentage of contracted UOA delivered 2019 & 2020



| Month | Adjusted Scheduled Activity (UOA) | | |
|-----------|-----------------------------------|------|------|
| | 2018 | 2019 | 2020 |
| April | 0 | 21 | 26 |
| May | 325 | 153 | 229 |
| June | 457 | 181 | 275 |
| July | 656 | 363 | 463 |
| August | 684 | 363 | 562 |
| September | 762 | 544 | 613 |
| October | 788 | 656 | |
| November | 864 | 765 | |
| December | 932 | 791 | |
| January | 986 | 846 | |
| February | 1,014 | 889 | |
| March | 1,063 | 958 | |
| April | 1,131 | 984 | |
| May | 1,131 | 984 | |
| June | 1,131 | 984 | |

QUANTITY METRICS (rolling 12 month period)

| | Contract Quantity | Contract Base Number | Contract * | Area Team | Region | England |
|----------------------------------------------------------------------------------|-------------------|----------------------|------------|-----------|--------|---------|
| % of all assessments that were assess and fit appliances (case starts) | 51 | 153 | 33.3% | 50.9% | 55.8% | 57.9% |
| % of all assessments that were assess and refuse | 38 | 153 | 24.8% | 16.4% | 12.8% | 12.4% |
| % of all assessments that were assess and review | 64 | 153 | 41.8% | 32.7% | 31.4% | 29.7% |
| % of case starts with a reported IOTN of 3 and Aesthetic Component of 5 or below | 0 | 51 | <i>N/A</i> | 0.0% | 0.1% | 0.1% |
| % of case starts with a reported IOTN of 3 and Aesthetic Component of 6 or above | 0 | 51 | <i>N/A</i> | 4.8% | 3.0% | 4.0% |
| % of case starts with a reported IOTN of 4 | 42 | 51 | 82.4% | 76.9% | 78.1% | 78.0% |
| % of case starts with a reported IOTN of 5 | 6 | 51 | 11.8% | 14.8% | 17.0% | 16.6% |
| % of concluded courses in receipt of dual-arch fixed appliances | 32 | 42 | 76.2% | 58.1% | 73.2% | 74.0% |
| % of concluded courses where treatment was abandoned or discontinued | 5 | 42 | 11.9% | 7.8% | 7.5% | 8.5% |
| % of patients satisfied with the treatment they have received | 0 | 0 | <i>N/A</i> | 100.0% | 97.5% | 95.5% |

* Figures in italics indicate that the base number is less than 100.

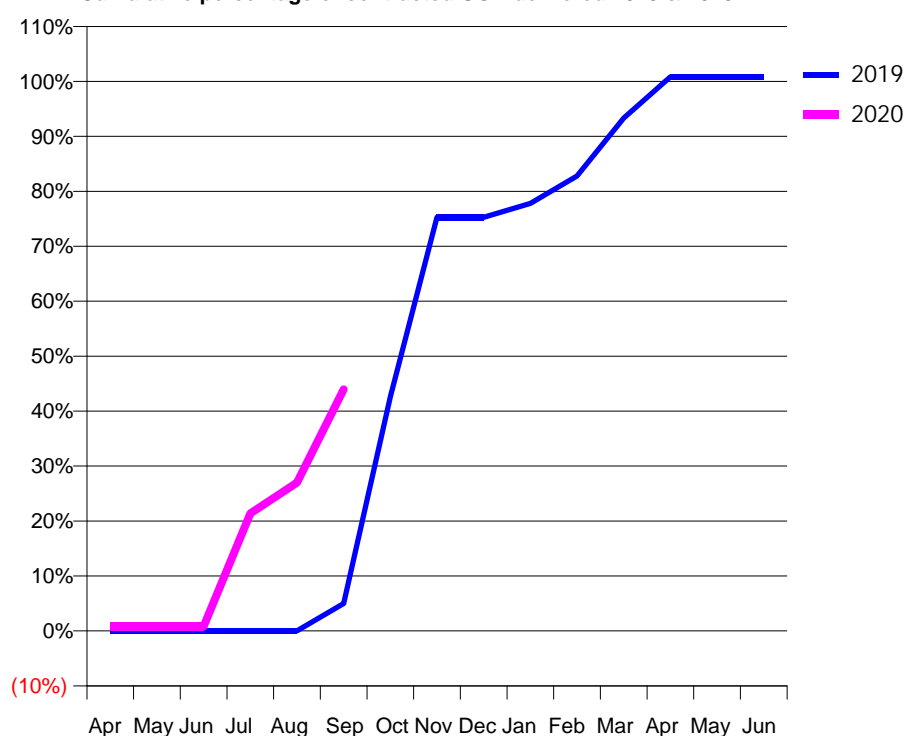
Q64 - Vital Signs Orthodontic At a Glance Contract Report for 235997/0001 - September 2019

| | | | |
|----------------------|-------------------------------------------|---------------------------------------------|------------|
| Name or company name | Eastgate House Dental Surgery Partnership | 19/20 Contracted general activity (UDA) | 1,350 |
| Contract type name | GDS Contract | Carry forward general activity (UDA) | 38 |
| Purpose of contract | General and Orthodontic | 19/20 Contracted orthodontic activity (UOA) | 837 |
| Contract start date | 01/04/2006 | Carry forward orthodontic activity (UOA) | -7 |
| Contract end date | | Baseline contract value | £90,441.59 |

| ACCESS | Contract | England and Wales |
|----------------------------------------------|----------|-------------------|
| 24 month ratio of assessments to patient IDs | 1.01 | 1.07 |

| ACTIVITY | Contract |
|-------------------------------------------------------------------------------------------|----------|
| Contract assess and fit appliances (case starts) as a percentage of Area Team case starts | 1.3 % |

Cumulative percentage of contracted UOA delivered 2019 & 2020



| Month | Adjusted Scheduled Activity (UOA) | | |
|-----------|-----------------------------------|------|------|
| | 2018 | 2019 | 2020 |
| April | 0 | 0 | 7 |
| May | 0 | 0 | 7 |
| June | 0 | 0 | 7 |
| July | 0 | 0 | 179 |
| August | 42 | 0 | 226 |
| September | 42 | 42 | 368 |
| October | 357 | 357 | |
| November | 422 | 630 | |
| December | 470 | 630 | |
| January | 491 | 651 | |
| February | 617 | 693 | |
| March | 743 | 781 | |
| April | 829 | 844 | |
| May | 829 | 844 | |
| June | 829 | 844 | |

QUANTITY METRICS (rolling 12 month period)

| | Contract Quantity | Contract Base Number | Contract * | Area Team | Region | England |
|----------------------------------------------------------------------------------|-------------------|----------------------|------------|-----------|--------|---------|
| % of all assessments that were assess and fit appliances (case starts) | 56 | 77 | 72.7% | 50.9% | 55.8% | 57.9% |
| % of all assessments that were assess and refuse | 0 | 77 | 0.0% | 16.4% | 12.8% | 12.4% |
| % of all assessments that were assess and review | 21 | 77 | 27.3% | 32.7% | 31.4% | 29.7% |
| % of case starts with a reported IOTN of 3 and Aesthetic Component of 5 or below | 0 | 56 | N/A | 0.0% | 0.1% | 0.1% |
| % of case starts with a reported IOTN of 3 and Aesthetic Component of 6 or above | 26 | 56 | 46.4% | 4.8% | 3.0% | 4.0% |
| % of case starts with a reported IOTN of 4 | 25 | 56 | 44.6% | 76.9% | 78.1% | 78.0% |
| % of case starts with a reported IOTN of 5 | 5 | 56 | 8.9% | 14.8% | 17.0% | 16.6 % |
| % of concluded courses in receipt of dual-arch fixed appliances | 4 | 7 | 57.1% | 58.1% | 73.2% | 74.0% |
| % of concluded courses where treatment was abandoned or discontinued | 0 | 7 | 0.0% | 7.8% | 7.5% | 8.5% |
| % of patients satisfied with the treatment they have received | 0 | 0 | N/A | 100.0% | 97.5% | 95.5% |

* Figures in italics indicate that the base number is less than 100.

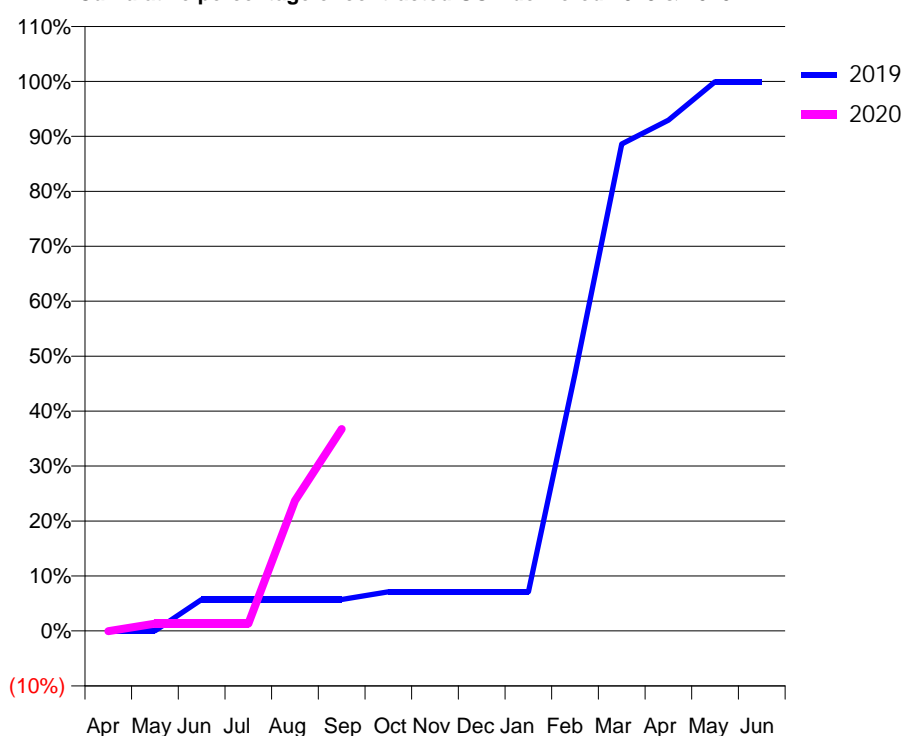
Q64 - Vital Signs Orthodontic At a Glance Contract Report for 270563/0003 - September 2019

| | | | |
|----------------------|-------------------------|---------------------------------------------|-------------|
| Name or company name | MR RS DHARWAR | 19/20 Contracted general activity (UDA) | 19,451 |
| Contract type name | GDS Contract | Carry forward general activity (UDA) | 0 |
| Purpose of contract | General and Orthodontic | 19/20 Contracted orthodontic activity (UOA) | 1,502 |
| Contract start date | 01/02/2014 | Carry forward orthodontic activity (UOA) | 1 |
| Contract end date | | Baseline contract value | £583,840.78 |

| ACCESS | Contract | England and Wales |
|----------------------------------------------|----------|-------------------|
| 24 month ratio of assessments to patient IDs | 1.03 | 1.07 |

| ACTIVITY | Contract |
|-------------------------------------------------------------------------------------------|----------|
| Contract assess and fit appliances (case starts) as a percentage of Area Team case starts | 2.4 % |

Cumulative percentage of contracted UOA delivered 2019 & 2020



| Month | Adjusted Scheduled Activity (UOA) | | |
|-----------|-----------------------------------|-------|------|
| | 2018 | 2019 | 2020 |
| April | 90 | 0 | -1 |
| May | 177 | 0 | 20 |
| June | 265 | 86 | 20 |
| July | 520 | 86 | 20 |
| August | 671 | 86 | 356 |
| September | 818 | 86 | 552 |
| October | 818 | 107 | |
| November | 839 | 107 | |
| December | 839 | 107 | |
| January | 839 | 107 | |
| February | 902 | 703 | |
| March | 988 | 1,331 | |
| April | 2,577 | 1,396 | |
| May | 2,711 | 1,501 | |
| June | 3,409 | 1,501 | |

QUANTITY METRICS (rolling 12 month period)

| | Contract Quantity | Contract Base Number | Contract * | Area Team | Region | England |
|----------------------------------------------------------------------------------|-------------------|----------------------|------------|-----------|--------|---------|
| % of all assessments that were assess and fit appliances (case starts) | 98 | 183 | 53.6% | 50.9% | 55.8% | 57.9% |
| % of all assessments that were assess and refuse | 49 | 183 | 26.8% | 16.4% | 12.8% | 12.4% |
| % of all assessments that were assess and review | 36 | 183 | 19.7% | 32.7% | 31.4% | 29.7% |
| % of case starts with a reported IOTN of 3 and Aesthetic Component of 5 or below | 0 | 98 | <i>N/A</i> | 0.0% | 0.1% | 0.1% |
| % of case starts with a reported IOTN of 3 and Aesthetic Component of 6 or above | 3 | 98 | 3.1% | 4.8% | 3.0% | 4.0% |
| % of case starts with a reported IOTN of 4 | 79 | 98 | 80.6% | 76.9% | 78.1% | 78.0% |
| % of case starts with a reported IOTN of 5 | 16 | 98 | 16.3% | 14.8% | 17.0% | 16.6% |
| % of concluded courses in receipt of dual-arch fixed appliances | 38 | 144 | 26.4% | 58.1% | 73.2% | 74.0% |
| % of concluded courses where treatment was abandoned or discontinued | 5 | 144 | 3.5% | 7.8% | 7.5% | 8.5% |
| % of patients satisfied with the treatment they have received | 0 | 0 | <i>N/A</i> | 100.0% | 97.5% | 95.5% |

* Figures in italics indicate that the base number is less than 100.

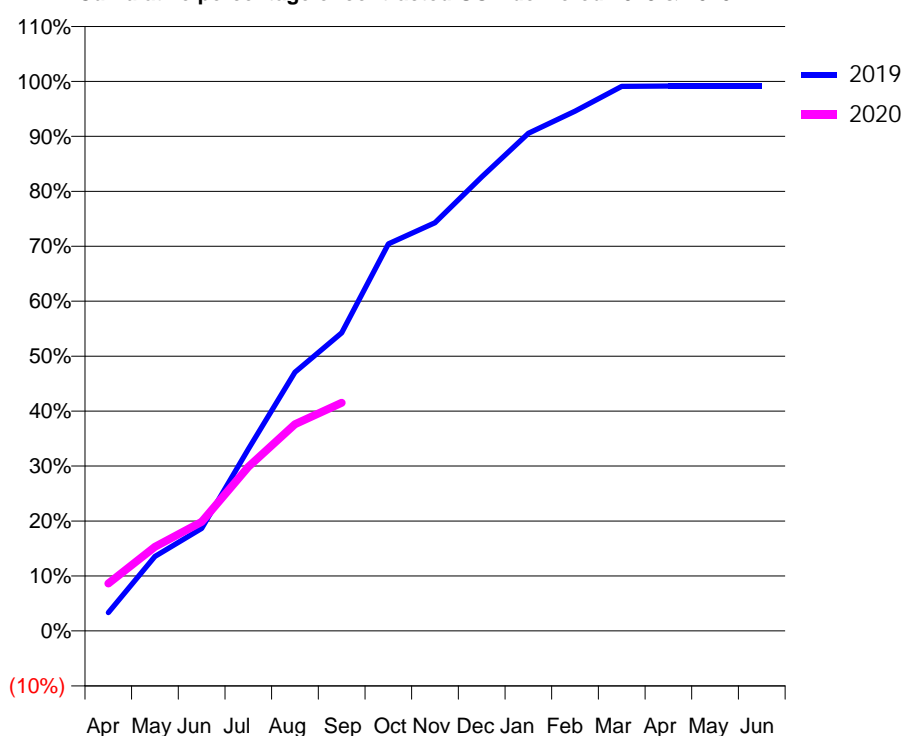
Q64 - Vital Signs Orthodontic At a Glance Contract Report for 333956/0001 - September 2019

| | | | |
|----------------------|----------------|---------------------------------------------|-------------|
| Name or company name | MR JJ KERRIGAN | 19/20 Contracted general activity (UDA) | 0 |
| Contract type name | PDS Contract | Carry forward general activity (UDA) | 0 |
| Purpose of contract | Orthodontic | 19/20 Contracted orthodontic activity (UOA) | 3,838 |
| Contract start date | 01/04/2006 | Carry forward orthodontic activity (UOA) | -9 |
| Contract end date | 31/03/2029 | Baseline contract value | £268,609.15 |

| ACCESS | Contract | England and Wales |
|----------------------------------------------|----------|-------------------|
| 24 month ratio of assessments to patient IDs | 1.04 | 1.07 |

| ACTIVITY | Contract |
|-------------------------------------------------------------------------------------------|----------|
| Contract assess and fit appliances (case starts) as a percentage of Area Team case starts | 3.7 % |

Cumulative percentage of contracted UOA delivered 2019 & 2020



| Month | Adjusted Scheduled Activity (UOA) | | |
|-----------|-----------------------------------|-------|-------|
| | 2018 | 2019 | 2020 |
| April | 220 | 128 | 331 |
| May | 571 | 520 | 587 |
| June | 860 | 716 | 761 |
| July | 1,196 | 1,271 | 1,146 |
| August | 1,737 | 1,806 | 1,444 |
| September | 2,107 | 2,082 | 1,593 |
| October | 2,330 | 2,703 | |
| November | 2,679 | 2,850 | |
| December | 3,006 | 3,171 | |
| January | 3,315 | 3,475 | |
| February | 3,744 | 3,630 | |
| March | 4,086 | 3,803 | |
| April | 4,216 | 3,805 | |
| May | 4,216 | 3,805 | |
| June | 4,216 | 3,805 | |

QUANTITY METRICS (rolling 12 month period)

| | Contract Quantity | Contract Base Number | Contract * | Area Team | Region | England |
|----------------------------------------------------------------------------------|-------------------|----------------------|------------|-----------|--------|---------|
| % of all assessments that were assess and fit appliances (case starts) | 155 | 228 | 68.0% | 50.9% | 55.8% | 57.9% |
| % of all assessments that were assess and refuse | 33 | 228 | 14.5% | 16.4% | 12.8% | 12.4% |
| % of all assessments that were assess and review | 40 | 228 | 17.5% | 32.7% | 31.4% | 29.7% |
| % of case starts with a reported IOTN of 3 and Aesthetic Component of 5 or below | 0 | 155 | N/A | 0.0% | 0.1% | 0.1% |
| % of case starts with a reported IOTN of 3 and Aesthetic Component of 6 or above | 17 | 155 | 11.0% | 4.8% | 3.0% | 4.0% |
| % of case starts with a reported IOTN of 4 | 99 | 155 | 63.9% | 76.9% | 78.1% | 78.0% |
| % of case starts with a reported IOTN of 5 | 39 | 155 | 25.2% | 14.8% | 17.0% | 16.6 % |
| % of concluded courses in receipt of dual-arch fixed appliances | 95 | 111 | 85.6% | 58.1% | 73.2% | 74.0% |
| % of concluded courses where treatment was abandoned or discontinued | 14 | 111 | 12.6% | 7.8% | 7.5% | 8.5% |
| % of patients satisfied with the treatment they have received | 2 | 2 | 100.0% | 100.0% | 97.5% | 95.5% |

* Figures in italics indicate that the base number is less than 100.

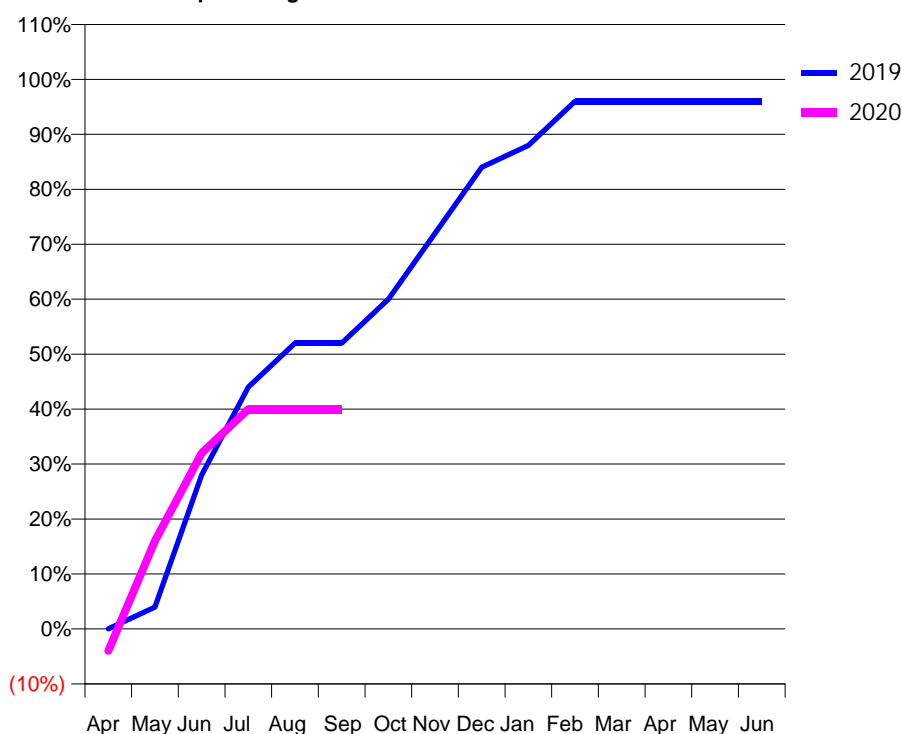
Q64 - Vital Signs Orthodontic At a Glance Contract Report for 559598/0002 - September 2019

| | | | |
|----------------------|---------------|---------------------------------------------|------------|
| Name or company name | MISS RA EVANS | 19/20 Contracted general activity (UDA) | 0 |
| Contract type name | GDS Contract | Carry forward general activity (UDA) | 0 |
| Purpose of contract | Orthodontic | 19/20 Contracted orthodontic activity (UOA) | 525 |
| Contract start date | 01/04/2006 | Carry forward orthodontic activity (UOA) | 21 |
| Contract end date | | Baseline contract value | £35,238.42 |

| ACCESS | Contract | England and Wales |
|----------------------------------------------|----------|-------------------|
| 24 month ratio of assessments to patient IDs | 1.00 | 1.07 |

| ACTIVITY | Contract |
|-------------------------------------------------------------------------------------------|----------|
| Contract assess and fit appliances (case starts) as a percentage of Area Team case starts | 0.5 % |

Cumulative percentage of contracted UOA delivered 2019 & 2020



| Month | Adjusted Scheduled Activity (UOA) | | |
|-----------|-----------------------------------|------|------|
| | 2018 | 2019 | 2020 |
| April | 0 | 0 | -21 |
| May | 46 | 21 | 84 |
| June | 193 | 147 | 168 |
| July | 445 | 231 | 210 |
| August | 508 | 273 | 210 |
| September | 529 | 273 | 210 |
| October | 529 | 315 | |
| November | 529 | 378 | |
| December | 529 | 441 | |
| January | 529 | 462 | |
| February | 529 | 504 | |
| March | 529 | 504 | |
| April | 529 | 504 | |
| May | 529 | 504 | |
| June | 529 | 504 | |

QUANTITY METRICS (rolling 12 month period)

| | Contract Quantity | Contract Base Number | Contract * | Area Team | Region | England |
|----------------------------------------------------------------------------------|-------------------|----------------------|------------|-----------|--------|---------|
| % of all assessments that were assess and fit appliances (case starts) | 22 | 22 | 100.0% | 50.9% | 55.8% | 57.9% |
| % of all assessments that were assess and refuse | 0 | 22 | 0.0% | 16.4% | 12.8% | 12.4% |
| % of all assessments that were assess and review | 0 | 22 | 0.0% | 32.7% | 31.4% | 29.7% |
| % of case starts with a reported IOTN of 3 and Aesthetic Component of 5 or below | 0 | 22 | N/A | 0.0% | 0.1% | 0.1% |
| % of case starts with a reported IOTN of 3 and Aesthetic Component of 6 or above | 0 | 22 | N/A | 4.8% | 3.0% | 4.0% |
| % of case starts with a reported IOTN of 4 | 1 | 22 | 4.5% | 76.9% | 78.1% | 78.0% |
| % of case starts with a reported IOTN of 5 | 0 | 22 | N/A | 14.8% | 17.0% | 16.6% |
| % of concluded courses in receipt of dual-arch fixed appliances | 0 | 9 | N/A | 58.1% | 73.2% | 74.0% |
| % of concluded courses where treatment was abandoned or discontinued | 1 | 9 | 11.1% | 7.8% | 7.5% | 8.5% |
| % of patients satisfied with the treatment they have received | 1 | 1 | 100.0% | 100.0% | 97.5% | 95.5% |

* Figures in italics indicate that the base number is less than 100.

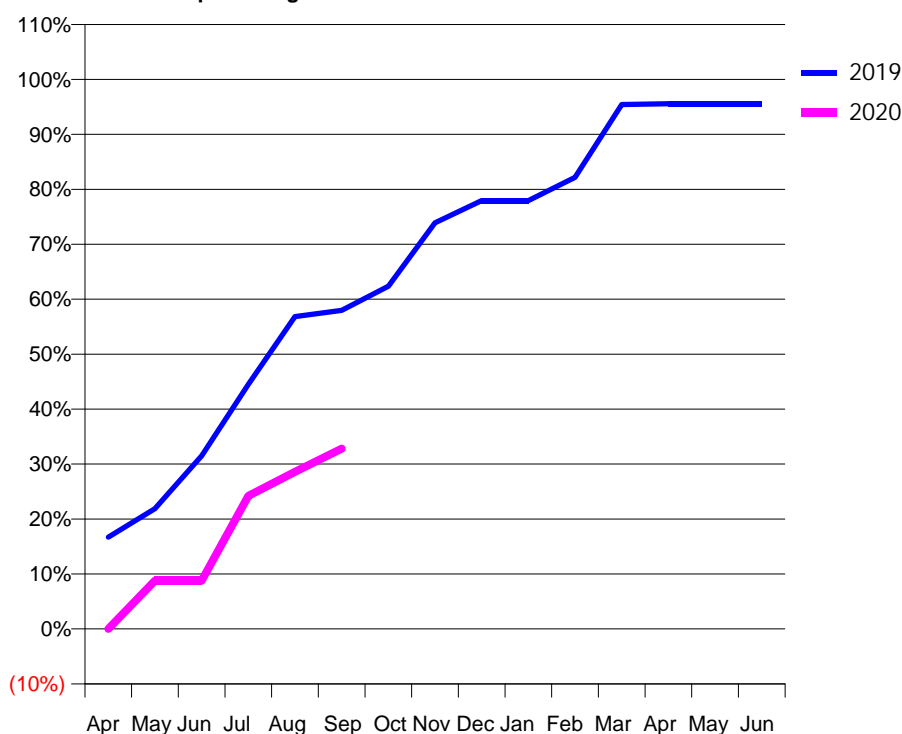
Q64 - Vital Signs Orthodontic At a Glance Contract Report for 820059/0001 - September 2019

| | | | |
|----------------------|-------------------------|---------------------------------------------|------------|
| Name or company name | MR AJ SMITH | 19/20 Contracted general activity (UDA) | 800 |
| Contract type name | GDS Contract | Carry forward general activity (UDA) | 0 |
| Purpose of contract | General and Orthodontic | 19/20 Contracted orthodontic activity (UOA) | 500 |
| Contract start date | 01/04/2006 | Carry forward orthodontic activity (UOA) | 0 |
| Contract end date | | Baseline contract value | £52,024.77 |

| ACCESS | Contract | England and Wales |
|----------------------------------------------|----------|-------------------|
| 24 month ratio of assessments to patient IDs | 1.18 | 1.07 |

| ACTIVITY | Contract |
|-------------------------------------------------------------------------------------------|----------|
| Contract assess and fit appliances (case starts) as a percentage of Area Team case starts | 0.4 % |

Cumulative percentage of contracted UOA delivered 2019 & 2020



| Month | Adjusted Scheduled Activity (UOA) | | |
|-----------|-----------------------------------|------|------|
| | 2018 | 2019 | 2020 |
| April | 63 | 87 | 0 |
| May | 106 | 114 | 44 |
| June | 148 | 164 | 44 |
| July | 235 | 232 | 121 |
| August | 324 | 296 | 143 |
| September | 390 | 302 | 164 |
| October | 390 | 325 | |
| November | 390 | 385 | |
| December | 391 | 406 | |
| January | 413 | 406 | |
| February | 499 | 428 | |
| March | 499 | 497 | |
| April | 502 | 498 | |
| May | 503 | 498 | |
| June | 503 | 498 | |

QUANTITY METRICS (rolling 12 month period)

| | Contract Quantity | Contract Base Number | Contract * | Area Team | Region | England |
|----------------------------------------------------------------------------------|-------------------|----------------------|------------|-----------|--------|---------|
| % of all assessments that were assess and fit appliances (case starts) | 16 | 65 | 24.6% | 50.9% | 55.8% | 57.9% |
| % of all assessments that were assess and refuse | 2 | 65 | 3.1% | 16.4% | 12.8% | 12.4% |
| % of all assessments that were assess and review | 47 | 65 | 72.3% | 32.7% | 31.4% | 29.7% |
| % of case starts with a reported IOTN of 3 and Aesthetic Component of 5 or below | 0 | 16 | <i>N/A</i> | 0.0% | 0.1% | 0.1% |
| % of case starts with a reported IOTN of 3 and Aesthetic Component of 6 or above | 1 | 16 | 6.3% | 4.8% | 3.0% | 4.0% |
| % of case starts with a reported IOTN of 4 | 15 | 16 | 93.8% | 76.9% | 78.1% | 78.0% |
| % of case starts with a reported IOTN of 5 | 0 | 16 | <i>N/A</i> | 14.8% | 17.0% | 16.6% |
| % of concluded courses in receipt of dual-arch fixed appliances | 0 | 2 | <i>N/A</i> | 58.1% | 73.2% | 74.0% |
| % of concluded courses where treatment was abandoned or discontinued | 0 | 2 | 0.0% | 7.8% | 7.5% | 8.5% |
| % of patients satisfied with the treatment they have received | 0 | 0 | <i>N/A</i> | 100.0% | 97.5% | 95.5% |

* Figures in italics indicate that the base number is less than 100.

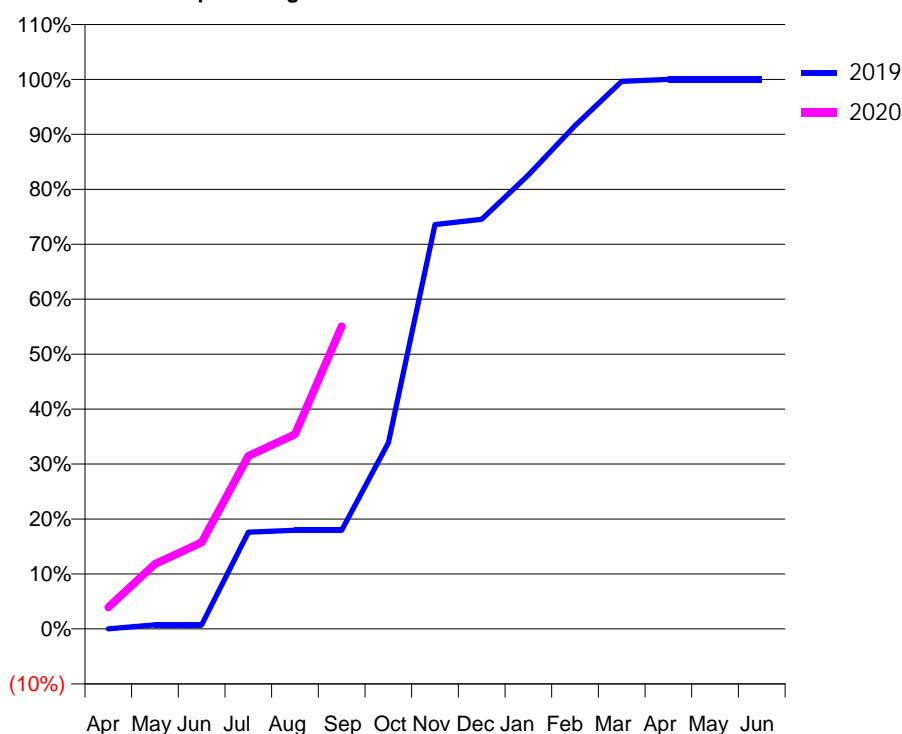
Q64 - Vital Signs Orthodontic At a Glance Contract Report for 839329/0003 - September 2019

| | | | |
|----------------------|---------------|---------------------------------------------|------------|
| Name or company name | MR SJ MCELROY | 19/20 Contracted general activity (UDA) | 0 |
| Contract type name | GDS Contract | Carry forward general activity (UDA) | 0 |
| Purpose of contract | Orthodontic | 19/20 Contracted orthodontic activity (UOA) | 534 |
| Contract start date | 01/04/2006 | Carry forward orthodontic activity (UOA) | 0 |
| Contract end date | | Baseline contract value | £36,692.52 |

| ACCESS | Contract | England and Wales |
|----------------------------------------------|----------|-------------------|
| 24 month ratio of assessments to patient IDs | 1.35 | 1.07 |

| ACTIVITY | Contract |
|-------------------------------------------------------------------------------------------|----------|
| Contract assess and fit appliances (case starts) as a percentage of Area Team case starts | 0.8 % |

Cumulative percentage of contracted UOA delivered 2019 & 2020



| Month | Adjusted Scheduled Activity (UOA) | | |
|-----------|-----------------------------------|------|------|
| | 2018 | 2019 | 2020 |
| April | 0 | 0 | 21 |
| May | 2 | 4 | 63 |
| June | 24 | 4 | 84 |
| July | 90 | 94 | 168 |
| August | 133 | 96 | 189 |
| September | 133 | 96 | 294 |
| October | 261 | 181 | |
| November | 265 | 393 | |
| December | 286 | 398 | |
| January | 396 | 441 | |
| February | 400 | 489 | |
| March | 487 | 532 | |
| April | 534 | 534 | |
| May | 534 | 534 | |
| June | 535 | 534 | |

QUANTITY METRICS (rolling 12 month period)

| | Contract Quantity | Contract Base Number | Contract * | Area Team | Region | England |
|----------------------------------------------------------------------------------|-------------------|----------------------|------------|-----------|--------|---------|
| % of all assessments that were assess and fit appliances (case starts) | 34 | 52 | 65.4% | 50.9% | 55.8% | 57.9% |
| % of all assessments that were assess and refuse | 0 | 52 | 0.0% | 16.4% | 12.8% | 12.4% |
| % of all assessments that were assess and review | 18 | 52 | 34.6% | 32.7% | 31.4% | 29.7% |
| % of case starts with a reported IOTN of 3 and Aesthetic Component of 5 or below | 0 | 34 | N/A | 0.0% | 0.1% | 0.1% |
| % of case starts with a reported IOTN of 3 and Aesthetic Component of 6 or above | 1 | 34 | 2.9% | 4.8% | 3.0% | 4.0% |
| % of case starts with a reported IOTN of 4 | 22 | 34 | 64.7% | 76.9% | 78.1% | 78.0% |
| % of case starts with a reported IOTN of 5 | 11 | 34 | 32.4% | 14.8% | 17.0% | 16.6% |
| % of concluded courses in receipt of dual-arch fixed appliances | 14 | 27 | 51.9% | 58.1% | 73.2% | 74.0% |
| % of concluded courses where treatment was abandoned or discontinued | 2 | 27 | 7.4% | 7.8% | 7.5% | 8.5% |
| % of patients satisfied with the treatment they have received | 0 | 0 | N/A | 100.0% | 97.5% | 95.5% |

* Figures in italics indicate that the base number is less than 100.

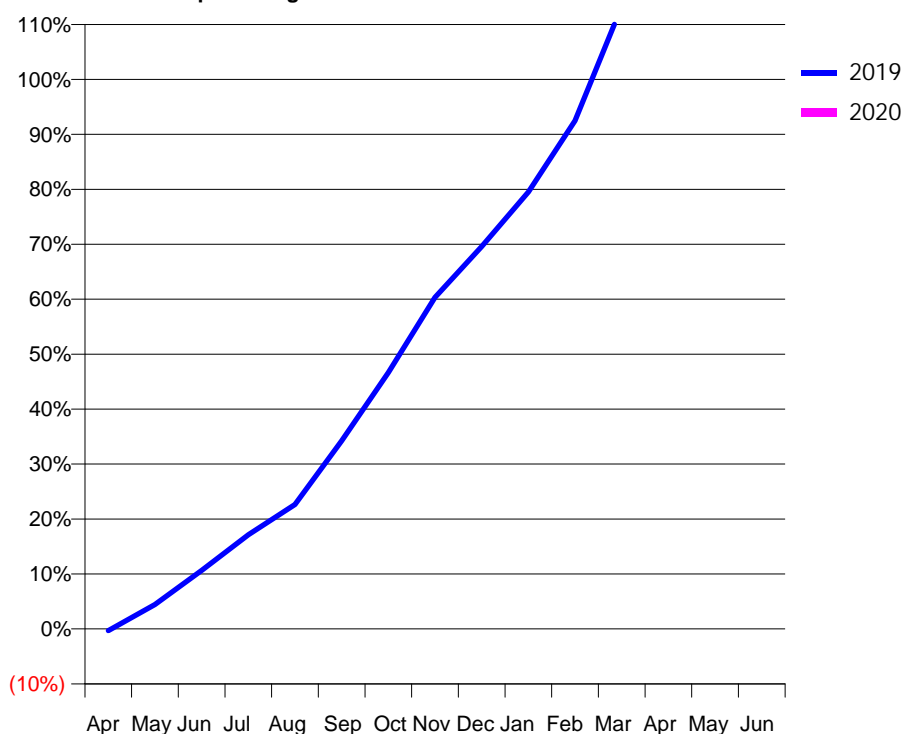
Q64 - Vital Signs Orthodontic At a Glance Contract Report for 888990/0001 - September 2019

| | | | |
|----------------------|------------------|---------------------------------------------|-------------|
| Name or company name | MRS JE WHITEHEAD | 19/20 Contracted general activity (UDA) | 0 |
| Contract type name | PDS Contract | Carry forward general activity (UDA) | 0 |
| Purpose of contract | Orthodontic | 19/20 Contracted orthodontic activity (UOA) | 0 |
| Contract start date | 01/04/2006 | Carry forward orthodontic activity (UOA) | 0 |
| Contract end date | 31/03/2021 | Baseline contract value | £338,918.00 |

| ACCESS | Contract | England and Wales |
|----------------------------------------------|----------|-------------------|
| 24 month ratio of assessments to patient IDs | 1.04 | 1.07 |

| ACTIVITY | Contract |
|-------------------------------------------------------------------------------------------|----------|
| Contract assess and fit appliances (case starts) as a percentage of Area Team case starts | 5.9 % |

Cumulative percentage of contracted UOA delivered 2019 & 2020



| Month | Adjusted Scheduled Activity (UOA) | | |
|-----------|-----------------------------------|-------|------|
| | 2018 | 2019 | 2020 |
| April | 19 | -20 | 0 |
| May | 217 | 276 | 0 |
| June | 488 | 658 | 0 |
| July | 949 | 1,060 | 21 |
| August | 1,679 | 1,401 | 21 |
| September | 2,365 | 2,117 | 21 |
| October | 3,230 | 2,886 | |
| November | 3,838 | 3,729 | |
| December | 4,393 | 4,302 | |
| January | 4,765 | 4,916 | |
| February | 5,323 | 5,718 | |
| March | 5,740 | 7,001 | |
| April | 6,142 | 7,253 | |
| May | 6,142 | 7,257 | |
| June | 6,142 | 7,278 | |

QUANTITY METRICS (rolling 12 month period)

| | Contract Quantity | Contract Base Number | Contract * | Area Team | Region | England |
|----------------------------------------------------------------------------------|-------------------|----------------------|------------|-----------|--------|---------|
| % of all assessments that were assess and fit appliances (case starts) | 245 | 312 | 78.5% | 50.9% | 55.8% | 57.9% |
| % of all assessments that were assess and refuse | 27 | 312 | 8.7% | 16.4% | 12.8% | 12.4% |
| % of all assessments that were assess and review | 40 | 312 | 12.8% | 32.7% | 31.4% | 29.7% |
| % of case starts with a reported IOTN of 3 and Aesthetic Component of 5 or below | 0 | 245 | N/A | 0.0% | 0.1% | 0.1% |
| % of case starts with a reported IOTN of 3 and Aesthetic Component of 6 or above | 0 | 245 | N/A | 4.8% | 3.0% | 4.0% |
| % of case starts with a reported IOTN of 4 | 183 | 245 | 74.7% | 76.9% | 78.1% | 78.0% |
| % of case starts with a reported IOTN of 5 | 0 | 245 | N/A | 14.8% | 17.0% | 16.6 % |
| % of concluded courses in receipt of dual-arch fixed appliances | 208 | 221 | 94.1% | 58.1% | 73.2% | 74.0% |
| % of concluded courses where treatment was abandoned or discontinued | 1 | 221 | 0.5% | 7.8% | 7.5% | 8.5% |
| % of patients satisfied with the treatment they have received | 0 | 0 | N/A | 100.0% | 97.5% | 95.5% |

* Figures in italics indicate that the base number is less than 100.

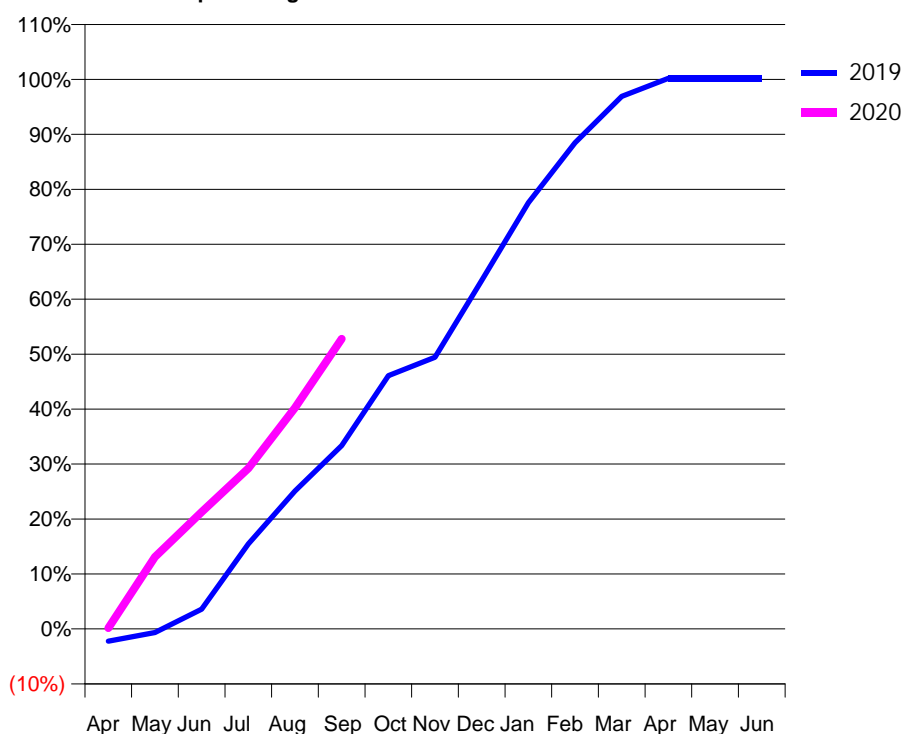
Q64 - Vital Signs Orthodontic At a Glance Contract Report for 982911/0001 - September 2019

| | | | |
|----------------------|--------------|---------------------------------------------|-------------|
| Name or company name | MR A REHMAN | 19/20 Contracted general activity (UDA) | 0 |
| Contract type name | PDS Contract | Carry forward general activity (UDA) | 0 |
| Purpose of contract | Orthodontic | 19/20 Contracted orthodontic activity (UOA) | 6,621 |
| Contract start date | 01/04/2006 | Carry forward orthodontic activity (UOA) | -11 |
| Contract end date | 31/03/2026 | Baseline contract value | £366,881.33 |

| ACCESS | Contract | England and Wales |
|----------------------------------------------|----------|-------------------|
| 24 month ratio of assessments to patient IDs | 1.05 | 1.07 |

| ACTIVITY | Contract |
|-------------------------------------------------------------------------------------------|----------|
| Contract assess and fit appliances (case starts) as a percentage of Area Team case starts | 8.0 % |

Cumulative percentage of contracted UOA delivered 2019 & 2020



| Month | Adjusted Scheduled Activity (UOA) | | |
|-----------|-----------------------------------|-------|-------|
| | 2018 | 2019 | 2020 |
| April | 0 | -135 | 11 |
| May | 795 | -40 | 867 |
| June | 1,457 | 217 | 1,409 |
| July | 2,266 | 932 | 1,935 |
| August | 2,720 | 1,511 | 2,665 |
| September | 3,085 | 2,010 | 3,496 |
| October | 3,255 | 2,777 | |
| November | 3,485 | 2,979 | |
| December | 3,936 | 3,820 | |
| January | 4,260 | 4,672 | |
| February | 5,217 | 5,329 | |
| March | 6,219 | 5,837 | |
| April | 6,488 | 6,035 | |
| May | 6,488 | 6,035 | |
| June | 6,488 | 6,035 | |

QUANTITY METRICS (rolling 12 month period)

| | Contract Quantity | Contract Base Number | Contract * | Area Team | Region | England |
|----------------------------------------------------------------------------------|-------------------|----------------------|------------|-----------|--------|---------|
| % of all assessments that were assess and fit appliances (case starts) | 333 | 848 | 39.3% | 50.9% | 55.8% | 57.9% |
| % of all assessments that were assess and refuse | 476 | 848 | 56.1% | 16.4% | 12.8% | 12.4% |
| % of all assessments that were assess and review | 39 | 848 | 4.6% | 32.7% | 31.4% | 29.7% |
| % of case starts with a reported IOTN of 3 and Aesthetic Component of 5 or below | 0 | 333 | N/A | 0.0% | 0.1% | 0.1% |
| % of case starts with a reported IOTN of 3 and Aesthetic Component of 6 or above | 13 | 333 | 3.9% | 4.8% | 3.0% | 4.0% |
| % of case starts with a reported IOTN of 4 | 241 | 333 | 72.4% | 76.9% | 78.1% | 78.0% |
| % of case starts with a reported IOTN of 5 | 78 | 333 | 23.4% | 14.8% | 17.0% | 16.6 % |
| % of concluded courses in receipt of dual-arch fixed appliances | 0 | 320 | N/A | 58.1% | 73.2% | 74.0% |
| % of concluded courses where treatment was abandoned or discontinued | 33 | 320 | 10.3% | 7.8% | 7.5% | 8.5% |
| % of patients satisfied with the treatment they have received | 0 | 0 | N/A | 100.0% | 97.5% | 95.5% |

* Figures in italics indicate that the base number is less than 100.

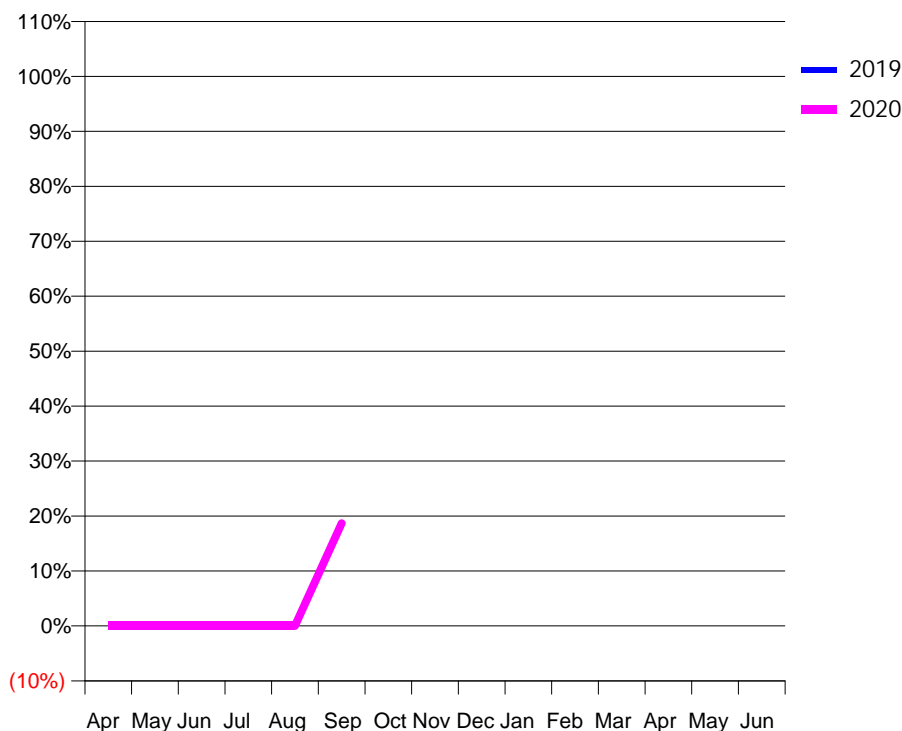
Q65 - Vital Signs Orthodontic At a Glance Contract Report for 101079/0000 - September 2019

| | | | |
|----------------------|---------------------|---------------------------------------------|-------------|
| Name or company name | ORTHOWORLD 2000 LTD | 19/20 Contracted general activity (UDA) | 0 |
| Contract type name | PDS Contract | Carry forward general activity (UDA) | 0 |
| Purpose of contract | Orthodontic | 19/20 Contracted orthodontic activity (UOA) | 5,171 |
| Contract start date | 01/04/2019 | Carry forward orthodontic activity (UOA) | 0 |
| Contract end date | 31/03/2026 | Baseline contract value | £301,087.96 |

| ACCESS | Contract | England and Wales |
|----------------------------------------------|----------|-------------------|
| 24 month ratio of assessments to patient IDs | 1.00 | 1.07 |

| ACTIVITY | Contract |
|-------------------------------------------------------------------------------------------|----------|
| Contract assess and fit appliances (case starts) as a percentage of Area Team case starts | 0.9 % |

Cumulative percentage of contracted UOA delivered 2019 & 2020



| Month | Adjusted Scheduled Activity (UOA) | | |
|-----------|-----------------------------------|------|------|
| | 2018 | 2019 | 2020 |
| April | 0 | 0 | 0 |
| May | 0 | 0 | 0 |
| June | 0 | 0 | 0 |
| July | 0 | 0 | 0 |
| August | 0 | 0 | 0 |
| September | 0 | 0 | 967 |
| October | 0 | 0 | |
| November | 0 | 0 | |
| December | 0 | 0 | |
| January | 0 | 0 | |
| February | 0 | 0 | |
| March | 0 | 0 | |
| April | 0 | 0 | |
| May | 0 | 0 | |
| June | 0 | 0 | |

QUANTITY METRICS (rolling 12 month period)

| | Contract Quantity | Contract Base Number | Contract * | Area Team | Region | England |
|----------------------------------------------------------------------------------|-------------------|----------------------|------------|-----------|--------|---------|
| % of all assessments that were assess and fit appliances (case starts) | 45 | 67 | 67.2% | 55.5% | 55.8% | 57.9% |
| % of all assessments that were assess and refuse | 4 | 67 | 6.0% | 12.4% | 12.8% | 12.4% |
| % of all assessments that were assess and review | 18 | 67 | 26.9% | 32.1% | 31.4% | 29.7% |
| % of case starts with a reported IOTN of 3 and Aesthetic Component of 5 or below | 0 | 45 | <i>N/A</i> | 0.0% | 0.1% | 0.1% |
| % of case starts with a reported IOTN of 3 and Aesthetic Component of 6 or above | 3 | 45 | 6.7% | 3.7% | 3.0% | 4.0% |
| % of case starts with a reported IOTN of 4 | 31 | 45 | 68.9% | 80.2% | 78.1% | 78.0% |
| % of case starts with a reported IOTN of 5 | 11 | 45 | 24.4% | 15.6% | 17.0% | 16.6 % |
| % of concluded courses in receipt of dual-arch fixed appliances | 0 | 0 | <i>N/A</i> | 85.5% | 73.2% | 74.0% |
| % of concluded courses where treatment was abandoned or discontinued | 0 | 0 | <i>N/A</i> | 6.8% | 7.5% | 8.5% |
| % of patients satisfied with the treatment they have received | 0 | 0 | <i>N/A</i> | 91.7% | 97.5% | 95.5% |

* Figures in italics indicate that the base number is less than 100.

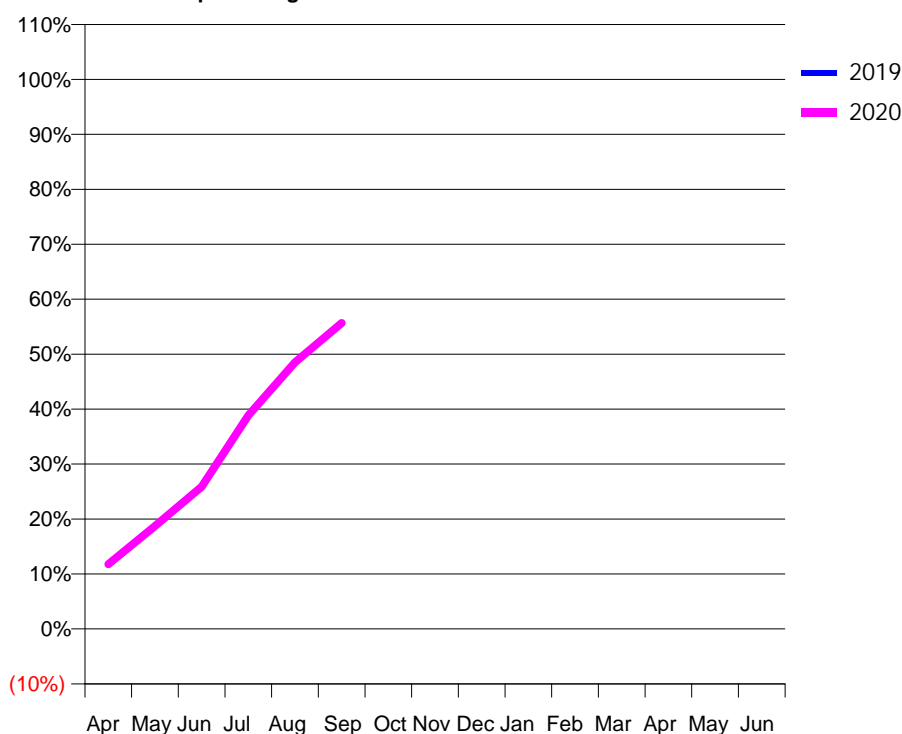
Q65 - Vital Signs Orthodontic At a Glance Contract Report for 101080/0000 - September 2019

| | | | |
|----------------------|----------------------------|---------------------------------------------|-------------|
| Name or company name | Wells Orthodontics Limited | 19/20 Contracted general activity (UDA) | 0 |
| Contract type name | PDS Contract | Carry forward general activity (UDA) | 0 |
| Purpose of contract | Orthodontic | 19/20 Contracted orthodontic activity (UOA) | 9,447 |
| Contract start date | 01/04/2019 | Carry forward orthodontic activity (UOA) | 0 |
| Contract end date | 31/03/2026 | Baseline contract value | £550,044.16 |

| ACCESS | Contract | England and Wales |
|----------------------------------------------|----------|-------------------|
| 24 month ratio of assessments to patient IDs | 1.00 | 1.07 |

| ACTIVITY | Contract |
|-------------------------------------------------------------------------------------------|----------|
| Contract assess and fit appliances (case starts) as a percentage of Area Team case starts | 4.9 % |

Cumulative percentage of contracted UOA delivered 2019 & 2020



| Month | Adjusted Scheduled Activity (UOA) | | |
|-----------|-----------------------------------|------|-------|
| | 2018 | 2019 | 2020 |
| April | 0 | 0 | 1,113 |
| May | 0 | 0 | 1,768 |
| June | 0 | 0 | 2,446 |
| July | 0 | 0 | 3,672 |
| August | 0 | 0 | 4,581 |
| September | 0 | 0 | 5,257 |
| October | 0 | 0 | |
| November | 0 | 0 | |
| December | 0 | 0 | |
| January | 0 | 0 | |
| February | 0 | 0 | |
| March | 0 | 0 | |
| April | 0 | 0 | |
| May | 0 | 0 | |
| June | 0 | 0 | |

QUANTITY METRICS (rolling 12 month period)

| | Contract Quantity | Contract Base Number | Contract * | Area Team | Region | England |
|----------------------------------------------------------------------------------|-------------------|----------------------|------------|-----------|--------|---------|
| % of all assessments that were assess and fit appliances (case starts) | 255 | 255 | 100.0% | 55.5% | 55.8% | 57.9% |
| % of all assessments that were assess and refuse | 0 | 255 | 0.0% | 12.4% | 12.8% | 12.4% |
| % of all assessments that were assess and review | 0 | 255 | 0.0% | 32.1% | 31.4% | 29.7% |
| % of case starts with a reported IOTN of 3 and Aesthetic Component of 5 or below | 0 | 255 | N/A | 0.0% | 0.1% | 0.1% |
| % of case starts with a reported IOTN of 3 and Aesthetic Component of 6 or above | 3 | 255 | 1.2% | 3.7% | 3.0% | 4.0% |
| % of case starts with a reported IOTN of 4 | 205 | 255 | 80.4% | 80.2% | 78.1% | 78.0% |
| % of case starts with a reported IOTN of 5 | 47 | 255 | 18.4% | 15.6% | 17.0% | 16.6 % |
| % of concluded courses in receipt of dual-arch fixed appliances | 115 | 136 | 84.6% | 85.5% | 73.2% | 74.0% |
| % of concluded courses where treatment was abandoned or discontinued | 15 | 136 | 11.0% | 6.8% | 7.5% | 8.5% |
| % of patients satisfied with the treatment they have received | 0 | 0 | N/A | 91.7% | 97.5% | 95.5% |

* Figures in italics indicate that the base number is less than 100.

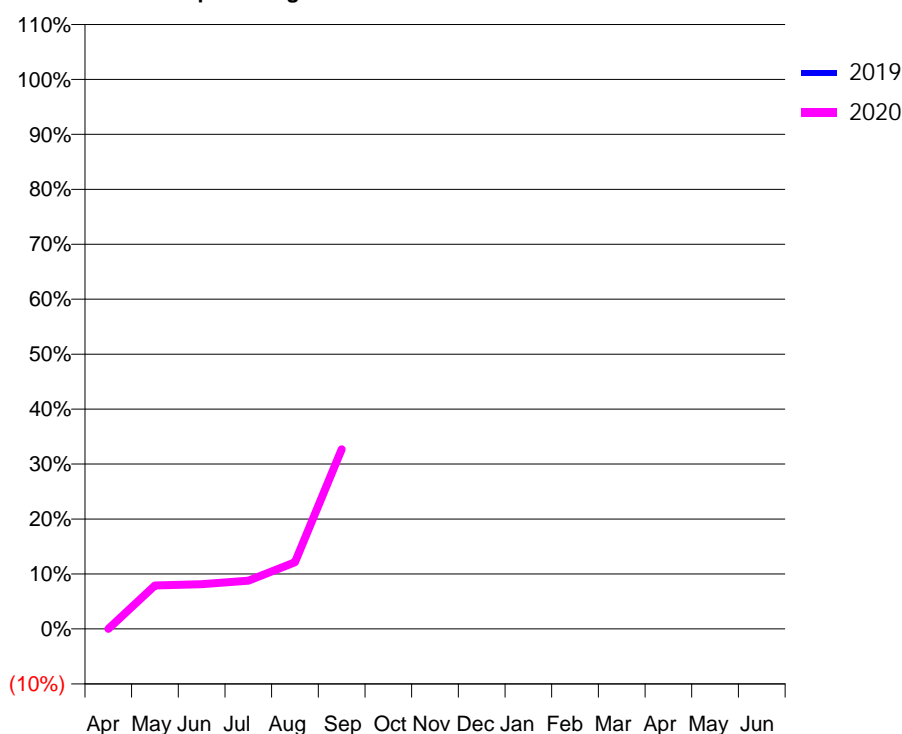
Q65 - Vital Signs Orthodontic At a Glance Contract Report for 101081/0000 - September 2019

| | | | |
|----------------------|---------------------|---------------------------------------------|---------------|
| Name or company name | ORTHOWORLD 2000 LTD | 19/20 Contracted general activity (UDA) | 0 |
| Contract type name | PDS Contract | Carry forward general activity (UDA) | 0 |
| Purpose of contract | Orthodontic | 19/20 Contracted orthodontic activity (UOA) | 10,099 |
| Contract start date | 01/04/2019 | Carry forward orthodontic activity (UOA) | 0 |
| Contract end date | 31/03/2026 | Baseline contract value | £1,247,299.45 |

| ACCESS | Contract | England and Wales |
|----------------------------------------------|----------|-------------------|
| 24 month ratio of assessments to patient IDs | 1.00 | 1.07 |

| ACTIVITY | Contract |
|-------------------------------------------------------------------------------------------|----------|
| Contract assess and fit appliances (case starts) as a percentage of Area Team case starts | 3.0 % |

Cumulative percentage of contracted UOA delivered 2019 & 2020



| Month | Adjusted Scheduled Activity (UOA) | | |
|-----------|-----------------------------------|------|-------|
| | 2018 | 2019 | 2020 |
| April | 0 | 0 | 0 |
| May | 0 | 0 | 801 |
| June | 0 | 0 | 822 |
| July | 0 | 0 | 886 |
| August | 0 | 0 | 1,223 |
| September | 0 | 0 | 3,303 |
| October | 0 | 0 | |
| November | 0 | 0 | |
| December | 0 | 0 | |
| January | 0 | 0 | |
| February | 0 | 0 | |
| March | 0 | 0 | |
| April | 0 | 0 | |
| May | 0 | 0 | |
| June | 0 | 0 | |

QUANTITY METRICS (rolling 12 month period)

| | Contract Quantity | Contract Base Number | Contract * | Area Team | Region | England |
|----------------------------------------------------------------------------------|-------------------|----------------------|------------|-----------|--------|---------|
| % of all assessments that were assess and fit appliances (case starts) | 157 | 180 | 87.2% | 55.5% | 55.8% | 57.9% |
| % of all assessments that were assess and refuse | 0 | 180 | 0.0% | 12.4% | 12.8% | 12.4% |
| % of all assessments that were assess and review | 23 | 180 | 12.8% | 32.1% | 31.4% | 29.7% |
| % of case starts with a reported IOTN of 3 and Aesthetic Component of 5 or below | 0 | 157 | N/A | 0.0% | 0.1% | 0.1% |
| % of case starts with a reported IOTN of 3 and Aesthetic Component of 6 or above | 12 | 157 | 7.6% | 3.7% | 3.0% | 4.0% |
| % of case starts with a reported IOTN of 4 | 132 | 157 | 84.1% | 80.2% | 78.1% | 78.0% |
| % of case starts with a reported IOTN of 5 | 13 | 157 | 8.3% | 15.6% | 17.0% | 16.6 % |
| % of concluded courses in receipt of dual-arch fixed appliances | 188 | 208 | 90.4% | 85.5% | 73.2% | 74.0% |
| % of concluded courses where treatment was abandoned or discontinued | 11 | 208 | 5.3% | 6.8% | 7.5% | 8.5% |
| % of patients satisfied with the treatment they have received | 0 | 0 | N/A | 91.7% | 97.5% | 95.5% |

* Figures in italics indicate that the base number is less than 100.

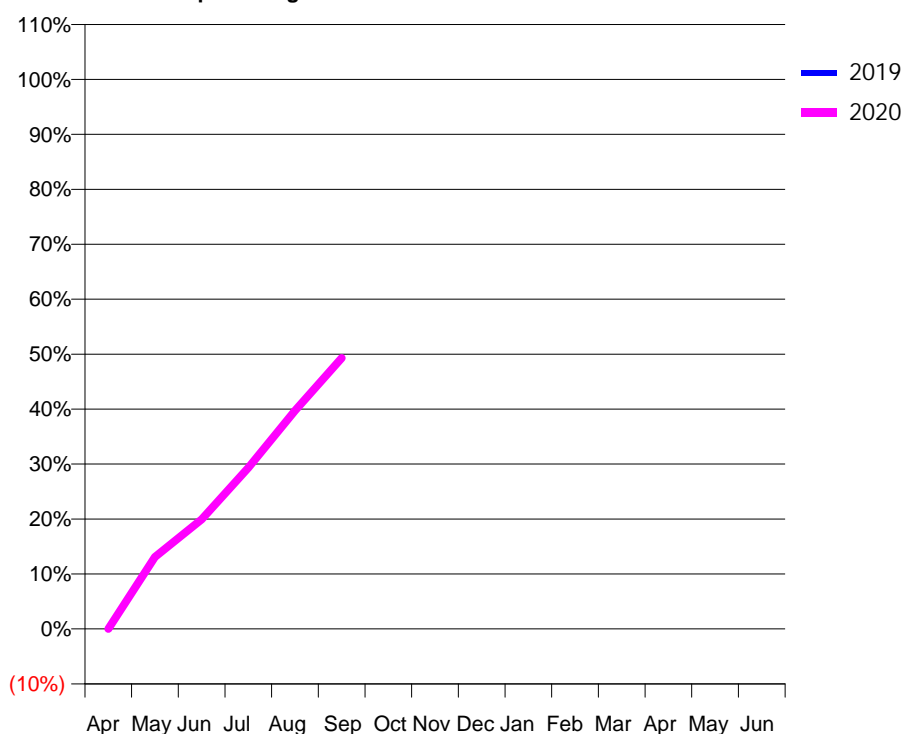
Q65 - Vital Signs Orthodontic At a Glance Contract Report for 101082/0000 - September 2019

| | | | |
|----------------------|----------------|---------------------------------------------|-------------|
| Name or company name | MR MR BRICKLEY | 19/20 Contracted general activity (UDA) | 0 |
| Contract type name | PDS Contract | Carry forward general activity (UDA) | 0 |
| Purpose of contract | Orthodontic | 19/20 Contracted orthodontic activity (UOA) | 10,919 |
| Contract start date | 01/04/2019 | Carry forward orthodontic activity (UOA) | 0 |
| Contract end date | 31/03/2026 | Baseline contract value | £991,689.07 |

| ACCESS | Contract | England and Wales |
|----------------------------------------------|----------|-------------------|
| 24 month ratio of assessments to patient IDs | 1.00 | 1.07 |

| ACTIVITY | Contract |
|-------------------------------------------------------------------------------------------|----------|
| Contract assess and fit appliances (case starts) as a percentage of Area Team case starts | 4.9 % |

Cumulative percentage of contracted UOA delivered 2019 & 2020



| Month | Adjusted Scheduled Activity (UOA) | | |
|-----------|-----------------------------------|------|-------|
| | 2018 | 2019 | 2020 |
| April | 0 | 0 | 0 |
| May | 0 | 0 | 1,429 |
| June | 0 | 0 | 2,177 |
| July | 0 | 0 | 3,205 |
| August | 0 | 0 | 4,337 |
| September | 0 | 0 | 5,384 |
| October | 0 | 0 | |
| November | 0 | 0 | |
| December | 0 | 0 | |
| January | 0 | 0 | |
| February | 0 | 0 | |
| March | 0 | 0 | |
| April | 0 | 0 | |
| May | 0 | 0 | |
| June | 0 | 0 | |

QUANTITY METRICS (rolling 12 month period)

| | Contract Quantity | Contract Base Number | Contract * | Area Team | Region | England |
|----------------------------------------------------------------------------------|-------------------|----------------------|------------|-----------|--------|---------|
| % of all assessments that were assess and fit appliances (case starts) | 257 | 363 | 70.8% | 55.5% | 55.8% | 57.9% |
| % of all assessments that were assess and refuse | 87 | 363 | 24.0% | 12.4% | 12.8% | 12.4% |
| % of all assessments that were assess and review | 19 | 363 | 5.2% | 32.1% | 31.4% | 29.7% |
| % of case starts with a reported IOTN of 3 and Aesthetic Component of 5 or below | 0 | 257 | N/A | 0.0% | 0.1% | 0.1% |
| % of case starts with a reported IOTN of 3 and Aesthetic Component of 6 or above | 6 | 257 | 2.3% | 3.7% | 3.0% | 4.0% |
| % of case starts with a reported IOTN of 4 | 214 | 257 | 83.3% | 80.2% | 78.1% | 78.0% |
| % of case starts with a reported IOTN of 5 | 36 | 257 | 14.0% | 15.6% | 17.0% | 16.6 % |
| % of concluded courses in receipt of dual-arch fixed appliances | 316 | 343 | 92.1% | 85.5% | 73.2% | 74.0% |
| % of concluded courses where treatment was abandoned or discontinued | 10 | 343 | 2.9% | 6.8% | 7.5% | 8.5% |
| % of patients satisfied with the treatment they have received | 0 | 0 | N/A | 91.7% | 97.5% | 95.5% |

* Figures in italics indicate that the base number is less than 100.

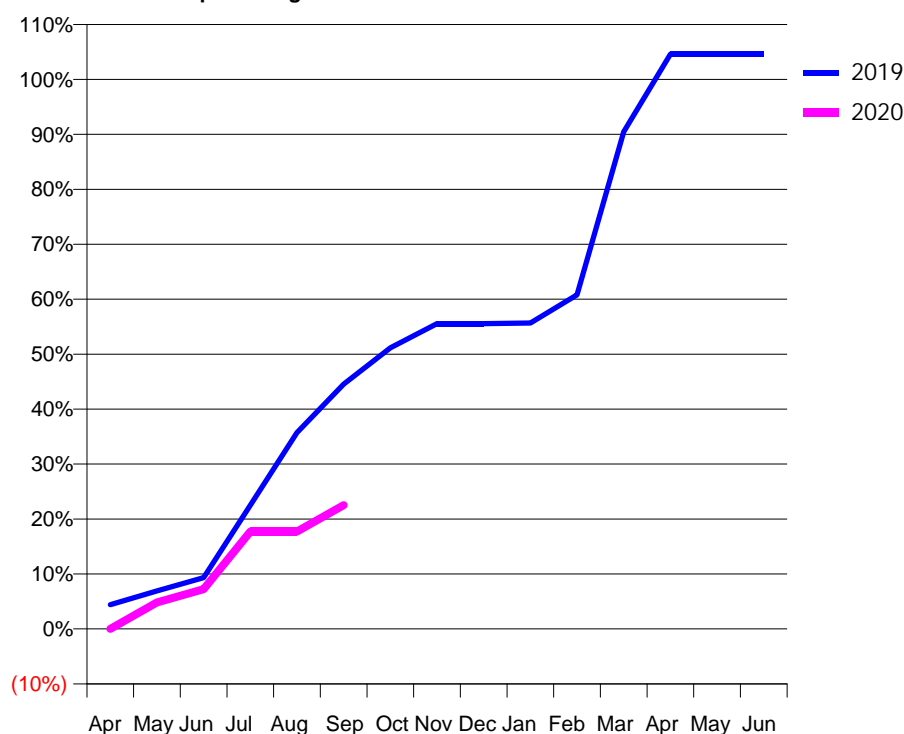
Q65 - Vital Signs Orthodontic At a Glance Contract Report for 101362/0045 - September 2019

| | | | |
|----------------------|--------------------------|---------------------------------------------|-------------|
| Name or company name | Rodericks Dental Limited | 19/20 Contracted general activity (UDA) | 33,727 |
| Contract type name | GDS Contract | Carry forward general activity (UDA) | 50 |
| Purpose of contract | General and Orthodontic | 19/20 Contracted orthodontic activity (UOA) | 954 |
| Contract start date | 01/02/2012 | Carry forward orthodontic activity (UOA) | 0 |
| Contract end date | | Baseline contract value | £785,370.90 |

| ACCESS | Contract | England and Wales |
|----------------------------------------------|----------|-------------------|
| 24 month ratio of assessments to patient IDs | 1.06 | 1.07 |

| ACTIVITY | Contract |
|-------------------------------------------------------------------------------------------|----------|
| Contract assess and fit appliances (case starts) as a percentage of Area Team case starts | 0.7 % |

Cumulative percentage of contracted UOA delivered 2019 & 2020



| Month | Adjusted Scheduled Activity (UOA) | | |
|-----------|-----------------------------------|------|------|
| | 2018 | 2019 | 2020 |
| April | 60 | 42 | 0 |
| May | 82 | 66 | 46 |
| June | 124 | 89 | 69 |
| July | 292 | 215 | 169 |
| August | 334 | 341 | 169 |
| September | 418 | 425 | 215 |
| October | 586 | 488 | |
| November | 628 | 530 | |
| December | 693 | 530 | |
| January | 801 | 531 | |
| February | 824 | 580 | |
| March | 952 | 863 | |
| April | 952 | 998 | |
| May | 952 | 998 | |
| June | 973 | 998 | |

QUANTITY METRICS (rolling 12 month period)

| | Contract Quantity | Contract Base Number | Contract * | Area Team | Region | England |
|----------------------------------------------------------------------------------|-------------------|----------------------|------------|-----------|--------|---------|
| % of all assessments that were assess and fit appliances (case starts) | 38 | 88 | 43.2% | 55.5% | 55.8% | 57.9% |
| % of all assessments that were assess and refuse | 19 | 88 | 21.6% | 12.4% | 12.8% | 12.4% |
| % of all assessments that were assess and review | 31 | 88 | 35.2% | 32.1% | 31.4% | 29.7% |
| % of case starts with a reported IOTN of 3 and Aesthetic Component of 5 or below | 0 | 38 | <i>N/A</i> | 0.0% | 0.1% | 0.1% |
| % of case starts with a reported IOTN of 3 and Aesthetic Component of 6 or above | 1 | 38 | 2.6% | 3.7% | 3.0% | 4.0% |
| % of case starts with a reported IOTN of 4 | 36 | 38 | 94.7% | 80.2% | 78.1% | 78.0% |
| % of case starts with a reported IOTN of 5 | 1 | 38 | 2.6% | 15.6% | 17.0% | 16.6% |
| % of concluded courses in receipt of dual-arch fixed appliances | 18 | 72 | 25.0% | 85.5% | 73.2% | 74.0% |
| % of concluded courses where treatment was abandoned or discontinued | 42 | 72 | 58.3% | 6.8% | 7.5% | 8.5% |
| % of patients satisfied with the treatment they have received | 0 | 0 | <i>N/A</i> | 91.7% | 97.5% | 95.5% |

* Figures in italics indicate that the base number is less than 100.

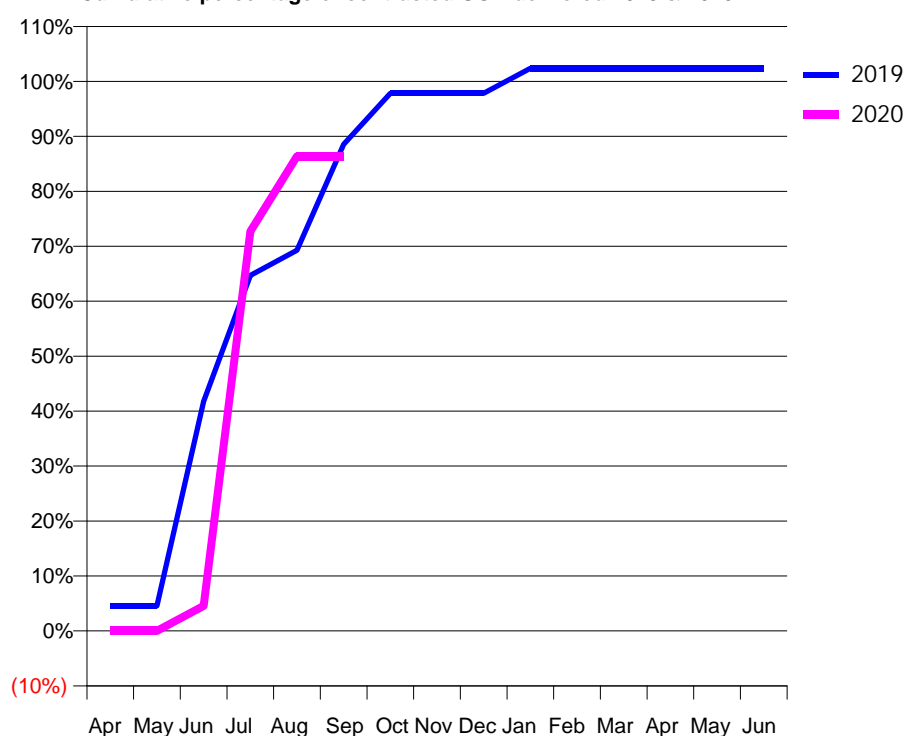
Q65 - Vital Signs Orthodontic At a Glance Contract Report for 106089/0001 - September 2019

| | | | |
|----------------------|-----------------------------------|---------------------------------------------|-------------|
| Name or company name | Church Street Dental Practice Ltd | 19/20 Contracted general activity (UDA) | 3,250 |
| Contract type name | GDS Contract | Carry forward general activity (UDA) | 0 |
| Purpose of contract | General and Orthodontic | 19/20 Contracted orthodontic activity (UOA) | 462 |
| Contract start date | 01/04/2010 | Carry forward orthodontic activity (UOA) | 0 |
| Contract end date | | Baseline contract value | £103,737.18 |

| ACCESS | Contract | England and Wales |
|----------------------------------------------|----------|-------------------|
| 24 month ratio of assessments to patient IDs | 1.10 | 1.07 |

| ACTIVITY | Contract |
|-------------------------------------------------------------------------------------------|----------|
| Contract assess and fit appliances (case starts) as a percentage of Area Team case starts | 0.4 % |

Cumulative percentage of contracted UOA delivered 2019 & 2020



| Month | Adjusted Scheduled Activity (UOA) | | |
|-----------|-----------------------------------|------|------|
| | 2018 | 2019 | 2020 |
| April | 0 | 21 | 0 |
| May | 63 | 21 | 0 |
| June | 63 | 193 | 21 |
| July | 223 | 299 | 336 |
| August | 265 | 320 | 399 |
| September | 286 | 409 | 399 |
| October | 288 | 452 | |
| November | 352 | 452 | |
| December | 373 | 452 | |
| January | 394 | 473 | |
| February | 394 | 473 | |
| March | 416 | 473 | |
| April | 480 | 473 | |
| May | 480 | 473 | |
| June | 480 | 473 | |

QUANTITY METRICS (rolling 12 month period)

| | Contract Quantity | Contract Base Number | Contract * | Area Team | Region | England |
|----------------------------------------------------------------------------------|-------------------|----------------------|------------|-----------|--------|---------|
| % of all assessments that were assess and fit appliances (case starts) | 22 | 23 | 95.7% | 55.5% | 55.8% | 57.9% |
| % of all assessments that were assess and refuse | 0 | 23 | 0.0% | 12.4% | 12.8% | 12.4% |
| % of all assessments that were assess and review | 1 | 23 | 4.3% | 32.1% | 31.4% | 29.7% |
| % of case starts with a reported IOTN of 3 and Aesthetic Component of 5 or below | 0 | 22 | N/A | 0.0% | 0.1% | 0.1% |
| % of case starts with a reported IOTN of 3 and Aesthetic Component of 6 or above | 0 | 22 | N/A | 3.7% | 3.0% | 4.0% |
| % of case starts with a reported IOTN of 4 | 22 | 22 | 100.0% | 80.2% | 78.1% | 78.0% |
| % of case starts with a reported IOTN of 5 | 0 | 22 | N/A | 15.6% | 17.0% | 16.6 % |
| % of concluded courses in receipt of dual-arch fixed appliances | 0 | 0 | N/A | 85.5% | 73.2% | 74.0% |
| % of concluded courses where treatment was abandoned or discontinued | 0 | 0 | N/A | 6.8% | 7.5% | 8.5% |
| % of patients satisfied with the treatment they have received | 0 | 0 | N/A | 91.7% | 97.5% | 95.5% |

* Figures in italics indicate that the base number is less than 100.

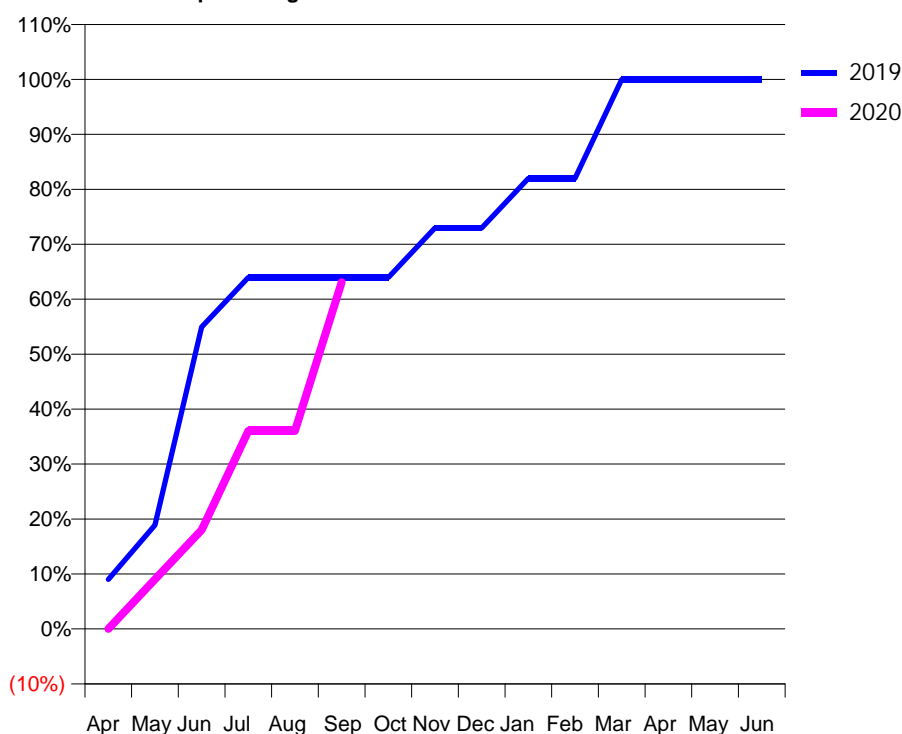
Q65 - Vital Signs Orthodontic At a Glance Contract Report for 111333/0001 - September 2019

| | | | |
|----------------------|-------------------------|---------------------------------------------|------------|
| Name or company name | Connor Hichens | 19/20 Contracted general activity (UDA) | 2,700 |
| Contract type name | GDS Contract | Carry forward general activity (UDA) | 0 |
| Purpose of contract | General and Orthodontic | 19/20 Contracted orthodontic activity (UOA) | 233 |
| Contract start date | 01/12/2012 | Carry forward orthodontic activity (UOA) | 0 |
| Contract end date | | Baseline contract value | £75,714.01 |

| ACCESS | Contract | England and Wales |
|----------------------------------------------|----------|-------------------|
| 24 month ratio of assessments to patient IDs | 1.00 | 1.07 |

| ACTIVITY | Contract |
|-------------------------------------------------------------------------------------------|----------|
| Contract assess and fit appliances (case starts) as a percentage of Area Team case starts | 0.2 % |

Cumulative percentage of contracted UOA delivered 2019 & 2020



| Month | Adjusted Scheduled Activity (UOA) | | |
|-----------|-----------------------------------|------|------|
| | 2018 | 2019 | 2020 |
| April | 147 | 21 | 0 |
| May | 147 | 44 | 21 |
| June | 168 | 128 | 42 |
| July | 189 | 149 | 84 |
| August | 189 | 149 | 84 |
| September | 189 | 149 | 147 |
| October | 191 | 149 | |
| November | 212 | 170 | |
| December | 233 | 170 | |
| January | 233 | 191 | |
| February | 233 | 191 | |
| March | 233 | 233 | |
| April | 233 | 233 | |
| May | 233 | 233 | |
| June | 233 | 233 | |

QUANTITY METRICS (rolling 12 month period)

| | Contract Quantity | Contract Base Number | Contract * | Area Team | Region | England |
|----------------------------------------------------------------------------------|-------------------|----------------------|------------|-----------|--------|---------|
| % of all assessments that were assess and fit appliances (case starts) | 11 | 11 | 100.0% | 55.5% | 55.8% | 57.9% |
| % of all assessments that were assess and refuse | 0 | 11 | 0.0% | 12.4% | 12.8% | 12.4% |
| % of all assessments that were assess and review | 0 | 11 | 0.0% | 32.1% | 31.4% | 29.7% |
| % of case starts with a reported IOTN of 3 and Aesthetic Component of 5 or below | 0 | 11 | N/A | 0.0% | 0.1% | 0.1% |
| % of case starts with a reported IOTN of 3 and Aesthetic Component of 6 or above | 0 | 11 | N/A | 3.7% | 3.0% | 4.0% |
| % of case starts with a reported IOTN of 4 | 11 | 11 | 100.0% | 80.2% | 78.1% | 78.0% |
| % of case starts with a reported IOTN of 5 | 0 | 11 | N/A | 15.6% | 17.0% | 16.6% |
| % of concluded courses in receipt of dual-arch fixed appliances | 0 | 7 | N/A | 85.5% | 73.2% | 74.0% |
| % of concluded courses where treatment was abandoned or discontinued | 0 | 7 | 0.0% | 6.8% | 7.5% | 8.5% |
| % of patients satisfied with the treatment they have received | 0 | 0 | N/A | 91.7% | 97.5% | 95.5% |

* Figures in italics indicate that the base number is less than 100.

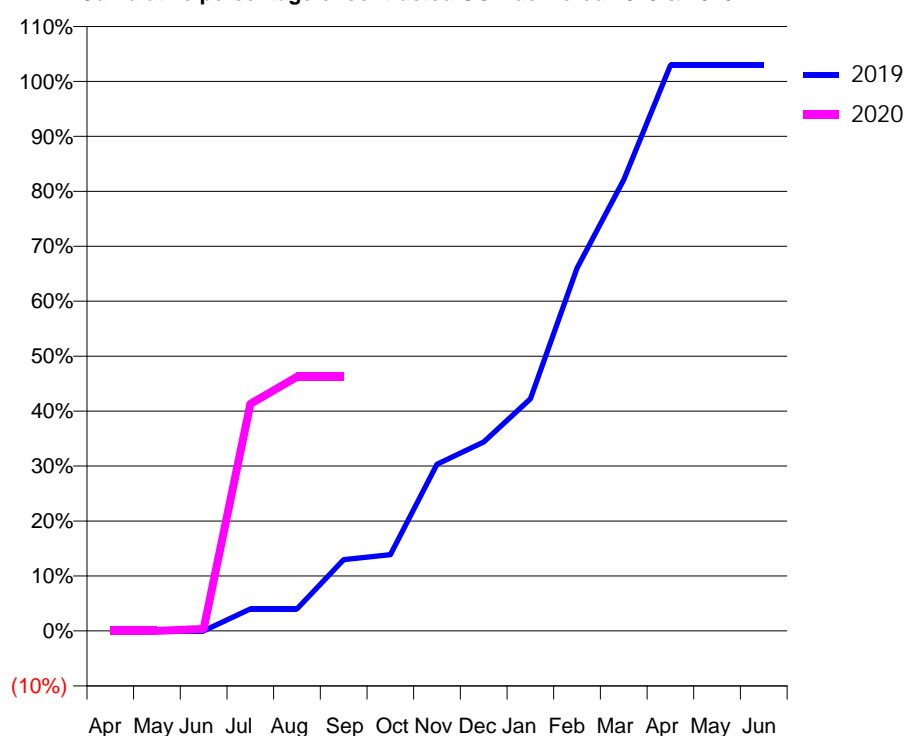
Q65 - Vital Signs Orthodontic At a Glance Contract Report for 119075/0001 - September 2019

| | | | |
|----------------------|------------------------------------------------|---------------------------------------------|------------|
| Name or company name | Christchurch Healthcare and Management Limited | 19/20 Contracted general activity (UDA) | 0 |
| Contract type name | PDS Contract | Carry forward general activity (UDA) | 0 |
| Purpose of contract | Orthodontic | 19/20 Contracted orthodontic activity (UOA) | 547 |
| Contract start date | 01/07/2011 | Carry forward orthodontic activity (UOA) | 0 |
| Contract end date | 30/06/2021 | Baseline contract value | £39,944.68 |

| ACCESS | Contract | England and Wales |
|----------------------------------------------|----------|-------------------|
| 24 month ratio of assessments to patient IDs | 1.15 | 1.07 |

| ACTIVITY | Contract |
|-------------------------------------------------------------------------------------------|----------|
| Contract assess and fit appliances (case starts) as a percentage of Area Team case starts | 0.6 % |

Cumulative percentage of contracted UOA delivered 2019 & 2020



| Month | Adjusted Scheduled Activity (UOA) | | |
|-----------|-----------------------------------|------|------|
| | 2018 | 2019 | 2020 |
| April | 0 | 0 | 0 |
| May | 0 | 0 | 0 |
| June | 0 | 0 | 2 |
| July | 63 | 22 | 226 |
| August | 126 | 22 | 253 |
| September | 190 | 71 | 253 |
| October | 190 | 76 | |
| November | 275 | 166 | |
| December | 275 | 188 | |
| January | 275 | 231 | |
| February | 275 | 361 | |
| March | 275 | 449 | |
| April | 528 | 563 | |
| May | 549 | 563 | |
| June | 549 | 563 | |

QUANTITY METRICS (rolling 12 month period)

| | Contract Quantity | Contract Base Number | Contract * | Area Team | Region | England |
|----------------------------------------------------------------------------------|-------------------|----------------------|------------|-----------|--------|---------|
| % of all assessments that were assess and fit appliances (case starts) | 33 | 85 | 38.8% | 55.5% | 55.8% | 57.9% |
| % of all assessments that were assess and refuse | 6 | 85 | 7.1% | 12.4% | 12.8% | 12.4% |
| % of all assessments that were assess and review | 46 | 85 | 54.1% | 32.1% | 31.4% | 29.7% |
| % of case starts with a reported IOTN of 3 and Aesthetic Component of 5 or below | 0 | 33 | N/A | 0.0% | 0.1% | 0.1% |
| % of case starts with a reported IOTN of 3 and Aesthetic Component of 6 or above | 0 | 33 | N/A | 3.7% | 3.0% | 4.0% |
| % of case starts with a reported IOTN of 4 | 27 | 33 | 81.8% | 80.2% | 78.1% | 78.0% |
| % of case starts with a reported IOTN of 5 | 3 | 33 | 9.1% | 15.6% | 17.0% | 16.6% |
| % of concluded courses in receipt of dual-arch fixed appliances | 14 | 34 | 41.2% | 85.5% | 73.2% | 74.0% |
| % of concluded courses where treatment was abandoned or discontinued | 18 | 34 | 52.9% | 6.8% | 7.5% | 8.5% |
| % of patients satisfied with the treatment they have received | 0 | 0 | N/A | 91.7% | 97.5% | 95.5% |

* Figures in italics indicate that the base number is less than 100.

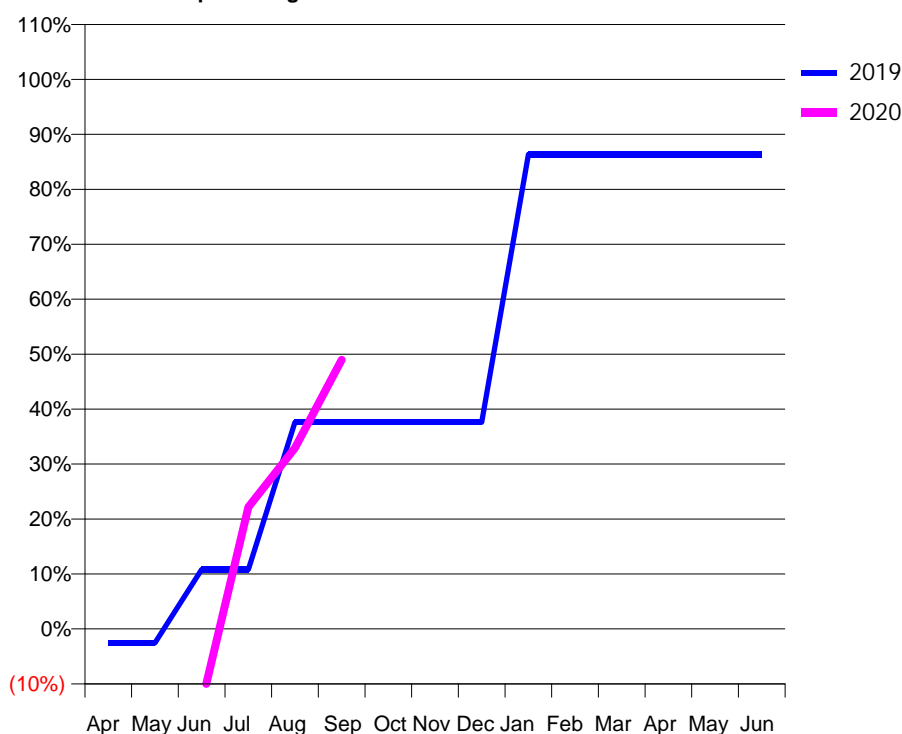
Q65 - Vital Signs Orthodontic At a Glance Contract Report for 122165/0001 - September 2019

| | | | |
|----------------------|---------------------------|---------------------------------------------|-------------|
| Name or company name | Passage House Dental Care | 19/20 Contracted general activity (UDA) | 28,767 |
| Contract type name | GDS Contract | Carry forward general activity (UDA) | 104 |
| Purpose of contract | General and Orthodontic | 19/20 Contracted orthodontic activity (UOA) | 784 |
| Contract start date | 01/10/2008 | Carry forward orthodontic activity (UOA) | 107 |
| Contract end date | | Baseline contract value | £786,550.35 |

| ACCESS | Contract | England and Wales |
|----------------------------------------------|----------|-------------------|
| 24 month ratio of assessments to patient IDs | 1.00 | 1.07 |

| ACTIVITY | Contract |
|-------------------------------------------------------------------------------------------|----------|
| Contract assess and fit appliances (case starts) as a percentage of Area Team case starts | 0.9 % |

Cumulative percentage of contracted UOA delivered 2019 & 2020



| Month | Adjusted Scheduled Activity (UOA) | | |
|-----------|-----------------------------------|------|------|
| | 2018 | 2019 | 2020 |
| April | 0 | -20 | -107 |
| May | 67 | -20 | -107 |
| June | 193 | 85 | -107 |
| July | 277 | 85 | 174 |
| August | 382 | 295 | 258 |
| September | 487 | 295 | 384 |
| October | 571 | 295 | |
| November | 613 | 295 | |
| December | 613 | 295 | |
| January | 613 | 677 | |
| February | 718 | 677 | |
| March | 718 | 677 | |
| April | 739 | 677 | |
| May | 739 | 677 | |
| June | 764 | 677 | |

QUANTITY METRICS (rolling 12 month period)

| | Contract Quantity | Contract Base Number | Contract * | Area Team | Region | England |
|----------------------------------------------------------------------------------|-------------------|----------------------|------------|-----------|--------|---------|
| % of all assessments that were assess and fit appliances (case starts) | 48 | 48 | 100.0% | 55.5% | 55.8% | 57.9% |
| % of all assessments that were assess and refuse | 0 | 48 | 0.0% | 12.4% | 12.8% | 12.4% |
| % of all assessments that were assess and review | 0 | 48 | 0.0% | 32.1% | 31.4% | 29.7% |
| % of case starts with a reported IOTN of 3 and Aesthetic Component of 5 or below | 0 | 48 | N/A | 0.0% | 0.1% | 0.1% |
| % of case starts with a reported IOTN of 3 and Aesthetic Component of 6 or above | 9 | 48 | 18.8% | 3.7% | 3.0% | 4.0% |
| % of case starts with a reported IOTN of 4 | 32 | 48 | 66.7% | 80.2% | 78.1% | 78.0% |
| % of case starts with a reported IOTN of 5 | 7 | 48 | 14.6% | 15.6% | 17.0% | 16.6% |
| % of concluded courses in receipt of dual-arch fixed appliances | 40 | 47 | 85.1% | 85.5% | 73.2% | 74.0% |
| % of concluded courses where treatment was abandoned or discontinued | 5 | 47 | 10.6% | 6.8% | 7.5% | 8.5% |
| % of patients satisfied with the treatment they have received | 0 | 0 | N/A | 91.7% | 97.5% | 95.5% |

* Figures in italics indicate that the base number is less than 100.

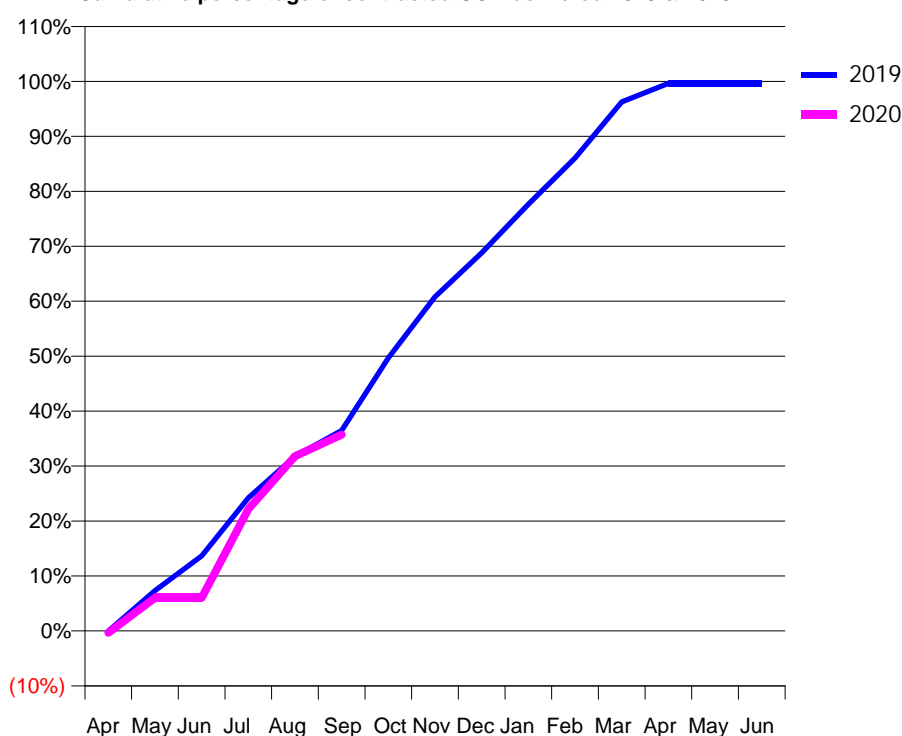
Q65 - Vital Signs Orthodontic At a Glance Contract Report for 123412/0001 - September 2019

| | | | |
|----------------------|-----------------------------|---------------------------------------------|-------------|
| Name or company name | Clifton Orthodontics Centre | 19/20 Contracted general activity (UDA) | 0 |
| Contract type name | PDS Contract | Carry forward general activity (UDA) | 0 |
| Purpose of contract | Orthodontic | 19/20 Contracted orthodontic activity (UOA) | 5,398 |
| Contract start date | 01/10/2011 | Carry forward orthodontic activity (UOA) | 19 |
| Contract end date | 31/03/2027 | Baseline contract value | £378,229.37 |

| ACCESS | Contract | England and Wales |
|----------------------------------------------|----------|-------------------|
| 24 month ratio of assessments to patient IDs | 1.34 | 1.07 |

| ACTIVITY | Contract |
|-------------------------------------------------------------------------------------------|----------|
| Contract assess and fit appliances (case starts) as a percentage of Area Team case starts | 4.7 % |

Cumulative percentage of contracted UOA delivered 2019 & 2020



| Month | Adjusted Scheduled Activity (UOA) | | |
|-----------|-----------------------------------|-------|-------|
| | 2018 | 2019 | 2020 |
| April | 151 | -2 | -19 |
| May | 962 | 395 | 325 |
| June | 1,223 | 737 | 325 |
| July | 1,898 | 1,308 | 1,196 |
| August | 2,577 | 1,714 | 1,717 |
| September | 2,692 | 1,970 | 1,927 |
| October | 3,182 | 2,682 | |
| November | 3,438 | 3,282 | |
| December | 3,749 | 3,714 | |
| January | 4,104 | 4,192 | |
| February | 4,635 | 4,644 | |
| March | 5,124 | 5,196 | |
| April | 5,251 | 5,379 | |
| May | 5,273 | 5,379 | |
| June | 5,295 | 5,379 | |

QUANTITY METRICS (rolling 12 month period)

| | Contract Quantity | Contract Base Number | Contract * | Area Team | Region | England |
|----------------------------------------------------------------------------------|-------------------|----------------------|------------|-----------|--------|---------|
| % of all assessments that were assess and fit appliances (case starts) | 243 | 614 | 39.6% | 55.5% | 55.8% | 57.9% |
| % of all assessments that were assess and refuse | 144 | 614 | 23.5% | 12.4% | 12.8% | 12.4% |
| % of all assessments that were assess and review | 227 | 614 | 37.0% | 32.1% | 31.4% | 29.7% |
| % of case starts with a reported IOTN of 3 and Aesthetic Component of 5 or below | 0 | 243 | N/A | 0.0% | 0.1% | 0.1% |
| % of case starts with a reported IOTN of 3 and Aesthetic Component of 6 or above | 2 | 243 | 0.8% | 3.7% | 3.0% | 4.0% |
| % of case starts with a reported IOTN of 4 | 198 | 243 | 81.5% | 80.2% | 78.1% | 78.0% |
| % of case starts with a reported IOTN of 5 | 43 | 243 | 17.7% | 15.6% | 17.0% | 16.6 % |
| % of concluded courses in receipt of dual-arch fixed appliances | 191 | 204 | 93.6% | 85.5% | 73.2% | 74.0% |
| % of concluded courses where treatment was abandoned or discontinued | 3 | 204 | 1.5% | 6.8% | 7.5% | 8.5% |
| % of patients satisfied with the treatment they have received | 1 | 1 | 100.0% | 91.7% | 97.5% | 95.5% |

* Figures in italics indicate that the base number is less than 100.

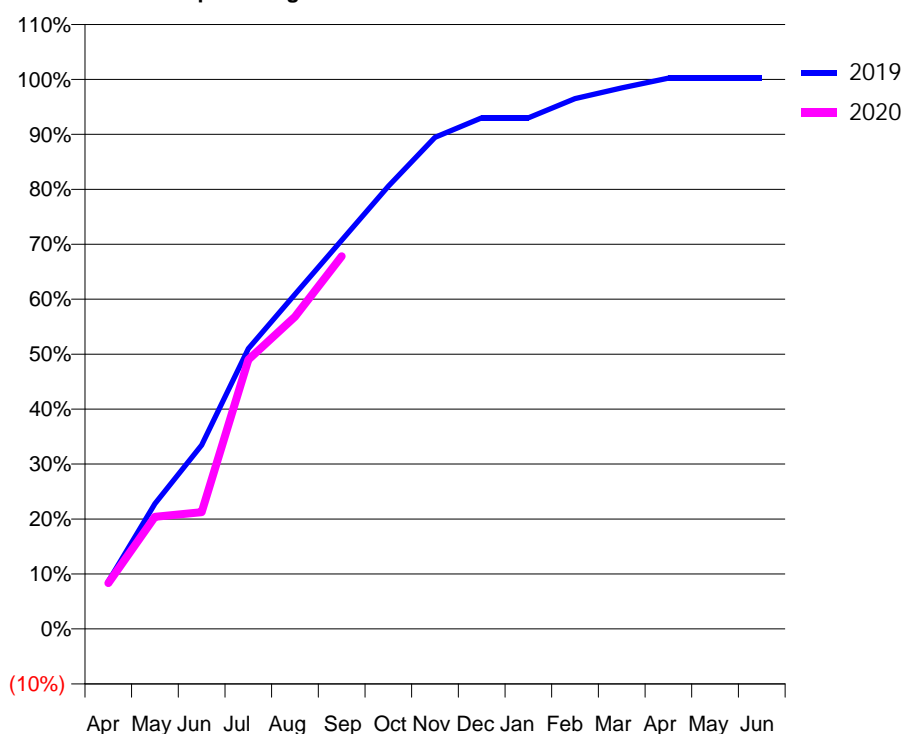
Q65 - Vital Signs Orthodontic At a Glance Contract Report for 129496/0001 - September 2019

| | | | |
|----------------------|------------------------------|---------------------------------------------|-------------|
| Name or company name | Smile Solutions Orthodontics | 19/20 Contracted general activity (UDA) | 900 |
| Contract type name | PDS Contract | Carry forward general activity (UDA) | 18 |
| Purpose of contract | General and Orthodontic | 19/20 Contracted orthodontic activity (UOA) | 8,008 |
| Contract start date | 01/04/2006 | Carry forward orthodontic activity (UOA) | 0 |
| Contract end date | 31/03/2020 | Baseline contract value | £580,370.33 |

| ACCESS | Contract | England and Wales |
|----------------------------------------------|----------|-------------------|
| 24 month ratio of assessments to patient IDs | 1.12 | 1.07 |

| ACTIVITY | Contract |
|-------------------------------------------------------------------------------------------|----------|
| Contract assess and fit appliances (case starts) as a percentage of Area Team case starts | 6.9 % |

Cumulative percentage of contracted UOA delivered 2019 & 2020



| Month | Adjusted Scheduled Activity (UOA) | | |
|-----------|-----------------------------------|-------|-------|
| | 2018 | 2019 | 2020 |
| April | -37 | 695 | 668 |
| May | 2,084 | 1,825 | 1,634 |
| June | 2,581 | 2,679 | 1,702 |
| July | 3,981 | 4,085 | 3,924 |
| August | 5,018 | 4,875 | 4,549 |
| September | 5,970 | 5,663 | 5,430 |
| October | 6,654 | 6,452 | |
| November | 6,928 | 7,163 | |
| December | 7,412 | 7,448 | |
| January | 7,604 | 7,448 | |
| February | 7,796 | 7,727 | |
| March | 7,812 | 7,883 | |
| April | 7,956 | 8,027 | |
| May | 7,956 | 8,027 | |
| June | 7,956 | 8,027 | |

QUANTITY METRICS (rolling 12 month period)

| | Contract Quantity | Contract Base Number | Contract * | Area Team | Region | England |
|----------------------------------------------------------------------------------|-------------------|----------------------|------------|-----------|--------|---------|
| % of all assessments that were assess and fit appliances (case starts) | 358 | 815 | 43.9% | 55.5% | 55.8% | 57.9% |
| % of all assessments that were assess and refuse | 26 | 815 | 3.2% | 12.4% | 12.8% | 12.4% |
| % of all assessments that were assess and review | 431 | 815 | 52.9% | 32.1% | 31.4% | 29.7% |
| % of case starts with a reported IOTN of 3 and Aesthetic Component of 5 or below | 1 | 358 | 0.3% | 0.0% | 0.1% | 0.1% |
| % of case starts with a reported IOTN of 3 and Aesthetic Component of 6 or above | 18 | 358 | 5.0% | 3.7% | 3.0% | 4.0% |
| % of case starts with a reported IOTN of 4 | 266 | 358 | 74.3% | 80.2% | 78.1% | 78.0% |
| % of case starts with a reported IOTN of 5 | 72 | 358 | 20.1% | 15.6% | 17.0% | 16.6 % |
| % of concluded courses in receipt of dual-arch fixed appliances | 306 | 342 | 89.5% | 85.5% | 73.2% | 74.0% |
| % of concluded courses where treatment was abandoned or discontinued | 22 | 342 | 6.4% | 6.8% | 7.5% | 8.5% |
| % of patients satisfied with the treatment they have received | 2 | 2 | 100.0% | 91.7% | 97.5% | 95.5% |

* Figures in italics indicate that the base number is less than 100.

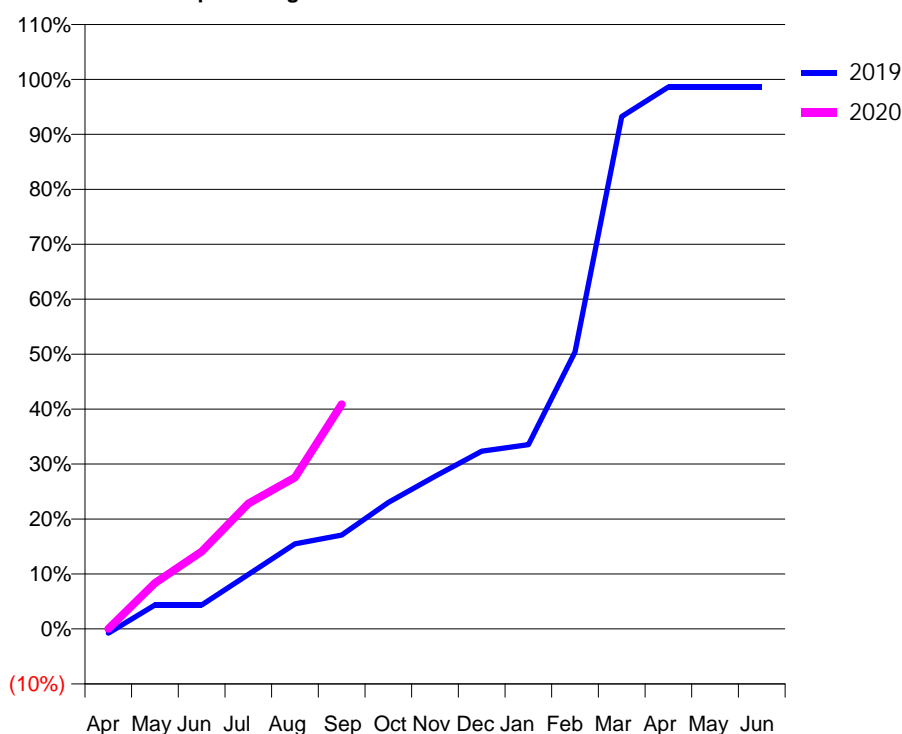
Q65 - Vital Signs Orthodontic At a Glance Contract Report for 129690/0001 - September 2019

| | | | |
|----------------------|-------------------------------|---------------------------------------------|-------------|
| Name or company name | Dulverton Dental Practice Ltd | 19/20 Contracted general activity (UDA) | 16,500 |
| Contract type name | GDS Contract | Carry forward general activity (UDA) | 0 |
| Purpose of contract | General and Orthodontic | 19/20 Contracted orthodontic activity (UOA) | 504 |
| Contract start date | 02/04/2007 | Carry forward orthodontic activity (UOA) | 0 |
| Contract end date | | Baseline contract value | £505,929.77 |

| ACCESS | Contract | England and Wales |
|----------------------------------------------|----------|-------------------|
| 24 month ratio of assessments to patient IDs | 1.31 | 1.07 |

| ACTIVITY | Contract |
|-------------------------------------------------------------------------------------------|----------|
| Contract assess and fit appliances (case starts) as a percentage of Area Team case starts | 0.5 % |

Cumulative percentage of contracted UOA delivered 2019 & 2020



| Month | Adjusted Scheduled Activity (UOA) | | |
|-----------|-----------------------------------|------|------|
| | 2018 | 2019 | 2020 |
| April | 42 | -4 | 0 |
| May | 68 | 22 | 42 |
| June | 135 | 22 | 71 |
| July | 210 | 50 | 115 |
| August | 257 | 78 | 139 |
| September | 262 | 86 | 206 |
| October | 328 | 116 | |
| November | 332 | 140 | |
| December | 376 | 163 | |
| January | 428 | 169 | |
| February | 474 | 254 | |
| March | 498 | 470 | |
| April | 498 | 497 | |
| May | 498 | 497 | |
| June | 498 | 497 | |

QUANTITY METRICS (rolling 12 month period)

| | Contract Quantity | Contract Base Number | Contract * | Area Team | Region | England |
|----------------------------------------------------------------------------------|-------------------|----------------------|------------|-----------|--------|---------|
| % of all assessments that were assess and fit appliances (case starts) | 28 | 80 | 35.0% | 55.5% | 55.8% | 57.9% |
| % of all assessments that were assess and refuse | 6 | 80 | 7.5% | 12.4% | 12.8% | 12.4% |
| % of all assessments that were assess and review | 46 | 80 | 57.5% | 32.1% | 31.4% | 29.7% |
| % of case starts with a reported IOTN of 3 and Aesthetic Component of 5 or below | 0 | 28 | <i>N/A</i> | 0.0% | 0.1% | 0.1% |
| % of case starts with a reported IOTN of 3 and Aesthetic Component of 6 or above | 0 | 28 | <i>N/A</i> | 3.7% | 3.0% | 4.0% |
| % of case starts with a reported IOTN of 4 | 27 | 28 | 96.4% | 80.2% | 78.1% | 78.0% |
| % of case starts with a reported IOTN of 5 | 1 | 28 | 3.6% | 15.6% | 17.0% | 16.6 % |
| % of concluded courses in receipt of dual-arch fixed appliances | 0 | 9 | <i>N/A</i> | 85.5% | 73.2% | 74.0% |
| % of concluded courses where treatment was abandoned or discontinued | 3 | 9 | 33.3% | 6.8% | 7.5% | 8.5% |
| % of patients satisfied with the treatment they have received | 0 | 0 | <i>N/A</i> | 91.7% | 97.5% | 95.5% |

* Figures in italics indicate that the base number is less than 100.

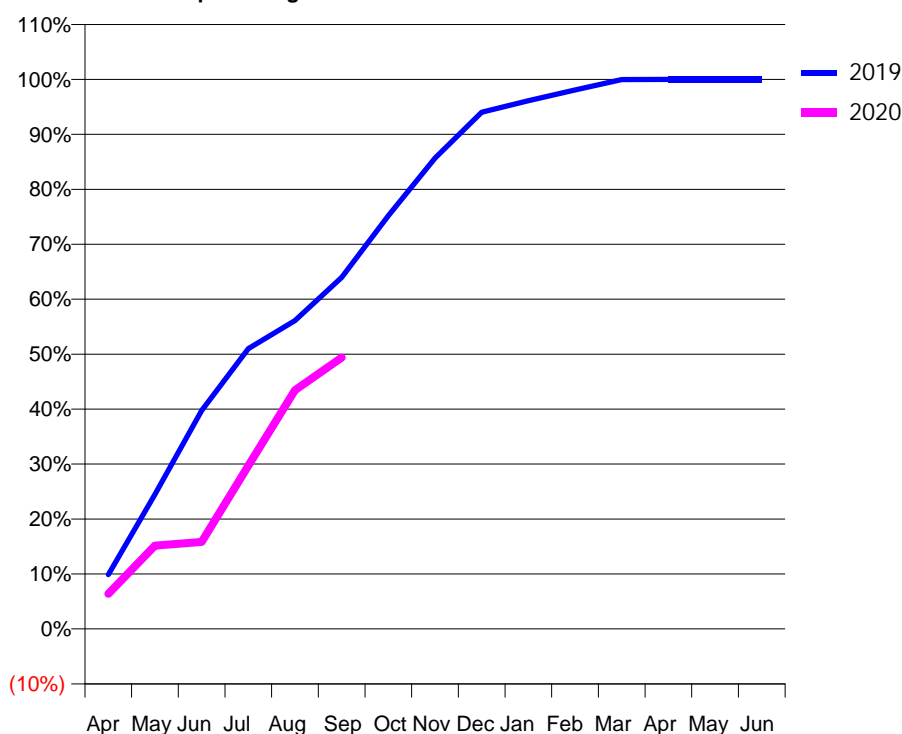
Q65 - Vital Signs Orthodontic At a Glance Contract Report for 161136/0001 - September 2019

| | | | |
|----------------------|------------------------------|---------------------------------------------|-------------|
| Name or company name | Straight & Bright Dental LTD | 19/20 Contracted general activity (UDA) | 388 |
| Contract type name | PDS Contract | Carry forward general activity (UDA) | 13 |
| Purpose of contract | General and Orthodontic | 19/20 Contracted orthodontic activity (UOA) | 6,957 |
| Contract start date | 01/04/2011 | Carry forward orthodontic activity (UOA) | 0 |
| Contract end date | 31/03/2021 | Baseline contract value | £520,673.22 |

| ACCESS | Contract | England and Wales |
|----------------------------------------------|----------|-------------------|
| 24 month ratio of assessments to patient IDs | 1.12 | 1.07 |

| ACTIVITY | Contract |
|-------------------------------------------------------------------------------------------|----------|
| Contract assess and fit appliances (case starts) as a percentage of Area Team case starts | 5.1 % |

Cumulative percentage of contracted UOA delivered 2019 & 2020



| Month | Adjusted Scheduled Activity (UOA) | | |
|-----------|-----------------------------------|-------|-------|
| | 2018 | 2019 | 2020 |
| April | 471 | 688 | 445 |
| May | 1,249 | 1,703 | 1,054 |
| June | 1,712 | 2,765 | 1,102 |
| July | 2,309 | 3,548 | 2,067 |
| August | 3,109 | 3,902 | 3,022 |
| September | 4,061 | 4,449 | 3,434 |
| October | 4,998 | 5,232 | |
| November | 5,948 | 5,958 | |
| December | 6,570 | 6,541 | |
| January | 6,770 | 6,686 | |
| February | 6,839 | 6,823 | |
| March | 6,912 | 6,954 | |
| April | 7,020 | 6,957 | |
| May | 7,020 | 6,957 | |
| June | 7,020 | 6,957 | |

QUANTITY METRICS (rolling 12 month period)

| | Contract Quantity | Contract Base Number | Contract * | Area Team | Region | England |
|----------------------------------------------------------------------------------|-------------------|----------------------|------------|-----------|--------|---------|
| % of all assessments that were assess and fit appliances (case starts) | 265 | 795 | 33.3% | 55.5% | 55.8% | 57.9% |
| % of all assessments that were assess and refuse | 97 | 795 | 12.2% | 12.4% | 12.8% | 12.4% |
| % of all assessments that were assess and review | 433 | 795 | 54.5% | 32.1% | 31.4% | 29.7% |
| % of case starts with a reported IOTN of 3 and Aesthetic Component of 5 or below | 0 | 265 | N/A | 0.0% | 0.1% | 0.1% |
| % of case starts with a reported IOTN of 3 and Aesthetic Component of 6 or above | 7 | 265 | 2.6% | 3.7% | 3.0% | 4.0% |
| % of case starts with a reported IOTN of 4 | 216 | 265 | 81.5% | 80.2% | 78.1% | 78.0% |
| % of case starts with a reported IOTN of 5 | 42 | 265 | 15.8% | 15.6% | 17.0% | 16.6 % |
| % of concluded courses in receipt of dual-arch fixed appliances | 64 | 127 | 50.4% | 85.5% | 73.2% | 74.0% |
| % of concluded courses where treatment was abandoned or discontinued | 9 | 127 | 7.1% | 6.8% | 7.5% | 8.5% |
| % of patients satisfied with the treatment they have received | 0 | 0 | N/A | 91.7% | 97.5% | 95.5% |

* Figures in italics indicate that the base number is less than 100.

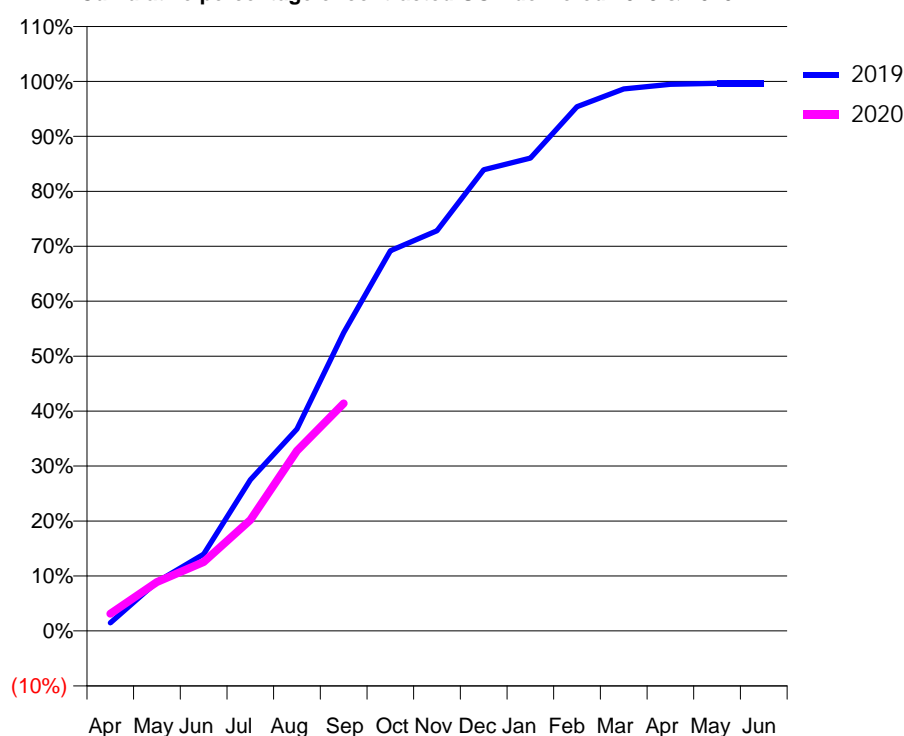
Q65 - Vital Signs Orthodontic At a Glance Contract Report for 176710/0001 - September 2019

| | | | |
|----------------------|-------------------------|---------------------------------------------|---------------|
| Name or company name | Q Dental Care Limited | 19/20 Contracted general activity (UDA) | 630 |
| Contract type name | PDS Contract | Carry forward general activity (UDA) | 20 |
| Purpose of contract | General and Orthodontic | 19/20 Contracted orthodontic activity (UOA) | 15,713 |
| Contract start date | 01/04/2008 | Carry forward orthodontic activity (UOA) | 59 |
| Contract end date | 31/03/2020 | Baseline contract value | £1,106,328.49 |

| ACCESS | Contract | England and Wales |
|----------------------------------------------|----------|-------------------|
| 24 month ratio of assessments to patient IDs | 1.04 | 1.07 |

| ACTIVITY | Contract |
|-------------------------------------------------------------------------------------------|----------|
| Contract assess and fit appliances (case starts) as a percentage of Area Team case starts | 12.1 % |

Cumulative percentage of contracted UOA delivered 2019 & 2020



| Month | Adjusted Scheduled Activity (UOA) | | |
|-----------|-----------------------------------|--------|-------|
| | 2018 | 2019 | 2020 |
| April | 670 | 232 | 495 |
| May | 1,553 | 1,403 | 1,399 |
| June | 2,304 | 2,196 | 1,971 |
| July | 3,387 | 4,321 | 3,173 |
| August | 4,371 | 5,776 | 5,150 |
| September | 6,554 | 8,528 | 6,504 |
| October | 8,279 | 10,871 | |
| November | 10,495 | 11,442 | |
| December | 13,039 | 13,182 | |
| January | 13,924 | 13,521 | |
| February | 15,009 | 14,987 | |
| March | 15,284 | 15,496 | |
| April | 15,656 | 15,627 | |
| May | 15,656 | 15,653 | |
| June | 15,698 | 15,654 | |

QUANTITY METRICS (rolling 12 month period)

| | Contract Quantity | Contract Base Number | Contract * | Area Team | Region | England |
|----------------------------------------------------------------------------------|-------------------|----------------------|------------|-----------|--------|---------|
| % of all assessments that were assess and fit appliances (case starts) | 631 | 1,086 | 58.1% | 55.5% | 55.8% | 57.9% |
| % of all assessments that were assess and refuse | 165 | 1,086 | 15.2% | 12.4% | 12.8% | 12.4% |
| % of all assessments that were assess and review | 290 | 1,086 | 26.7% | 32.1% | 31.4% | 29.7% |
| % of case starts with a reported IOTN of 3 and Aesthetic Component of 5 or below | 0 | 631 | N/A | 0.0% | 0.1% | 0.1% |
| % of case starts with a reported IOTN of 3 and Aesthetic Component of 6 or above | 32 | 631 | 5.1% | 3.7% | 3.0% | 4.0% |
| % of case starts with a reported IOTN of 4 | 507 | 631 | 80.3% | 80.2% | 78.1% | 78.0% |
| % of case starts with a reported IOTN of 5 | 90 | 631 | 14.3% | 15.6% | 17.0% | 16.6 % |
| % of concluded courses in receipt of dual-arch fixed appliances | 470 | 531 | 88.5% | 85.5% | 73.2% | 74.0% |
| % of concluded courses where treatment was abandoned or discontinued | 30 | 531 | 5.6% | 6.8% | 7.5% | 8.5% |
| % of patients satisfied with the treatment they have received | 1 | 1 | 100.0% | 91.7% | 97.5% | 95.5% |

* Figures in italics indicate that the base number is less than 100.

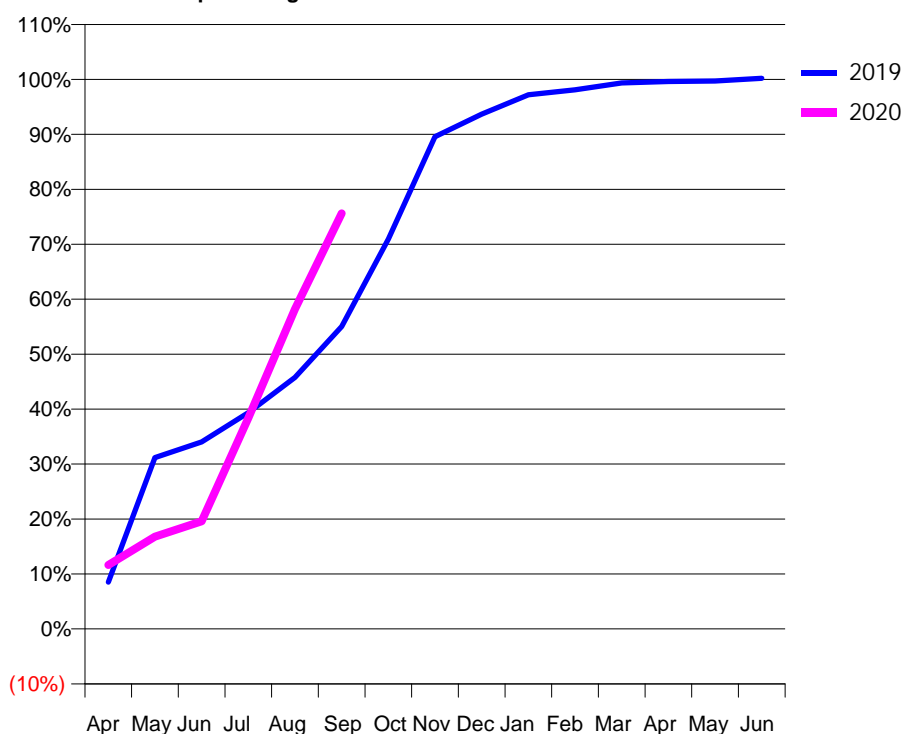
Q65 - Vital Signs Orthodontic At a Glance Contract Report for 176710/0003 - September 2019

| | | | |
|----------------------|-----------------------|---------------------------------------------|---------------|
| Name or company name | Q Dental Care Limited | 19/20 Contracted general activity (UDA) | 0 |
| Contract type name | PDS Contract | Carry forward general activity (UDA) | 0 |
| Purpose of contract | Orthodontic | 19/20 Contracted orthodontic activity (UOA) | 21,588 |
| Contract start date | 01/04/2008 | Carry forward orthodontic activity (UOA) | 0 |
| Contract end date | 31/03/2020 | Baseline contract value | £1,500,313.02 |

| ACCESS | Contract | England and Wales |
|----------------------------------------------|----------|-------------------|
| 24 month ratio of assessments to patient IDs | 1.07 | 1.07 |

| ACTIVITY | Contract |
|-------------------------------------------------------------------------------------------|----------|
| Contract assess and fit appliances (case starts) as a percentage of Area Team case starts | 23.4 % |

Cumulative percentage of contracted UOA delivered 2019 & 2020



| Month | Adjusted Scheduled Activity (UOA) | | |
|-----------|-----------------------------------|--------|--------|
| | 2018 | 2019 | 2020 |
| April | 2,301 | 1,844 | 2,514 |
| May | 3,819 | 6,727 | 3,627 |
| June | 5,507 | 7,348 | 4,229 |
| July | 6,022 | 8,502 | 8,292 |
| August | 9,241 | 9,883 | 12,564 |
| September | 10,636 | 11,878 | 16,329 |
| October | 11,919 | 15,315 | |
| November | 14,300 | 19,331 | |
| December | 15,734 | 20,221 | |
| January | 17,571 | 20,985 | |
| February | 20,925 | 21,179 | |
| March | 21,592 | 21,446 | |
| April | 21,592 | 21,502 | |
| May | 21,592 | 21,523 | |
| June | 21,592 | 21,628 | |

QUANTITY METRICS (rolling 12 month period)

| | Contract Quantity | Contract Base Number | Contract * | Area Team | Region | England |
|----------------------------------------------------------------------------------|-------------------|----------------------|------------|-----------|--------|---------|
| % of all assessments that were assess and fit appliances (case starts) | 1,217 | 2,181 | 55.8% | 55.5% | 55.8% | 57.9% |
| % of all assessments that were assess and refuse | 255 | 2,181 | 11.7% | 12.4% | 12.8% | 12.4% |
| % of all assessments that were assess and review | 709 | 2,181 | 32.5% | 32.1% | 31.4% | 29.7% |
| % of case starts with a reported IOTN of 3 and Aesthetic Component of 5 or below | 0 | 1,217 | N/A | 0.0% | 0.1% | 0.1% |
| % of case starts with a reported IOTN of 3 and Aesthetic Component of 6 or above | 53 | 1,217 | 4.4% | 3.7% | 3.0% | 4.0% |
| % of case starts with a reported IOTN of 4 | 963 | 1,217 | 79.1% | 80.2% | 78.1% | 78.0% |
| % of case starts with a reported IOTN of 5 | 201 | 1,217 | 16.5% | 15.6% | 17.0% | 16.6% |
| % of concluded courses in receipt of dual-arch fixed appliances | 713 | 778 | 91.6% | 85.5% | 73.2% | 74.0% |
| % of concluded courses where treatment was abandoned or discontinued | 30 | 778 | 3.9% | 6.8% | 7.5% | 8.5% |
| % of patients satisfied with the treatment they have received | 3 | 3 | 100.0% | 91.7% | 97.5% | 95.5% |

* Figures in italics indicate that the base number is less than 100.

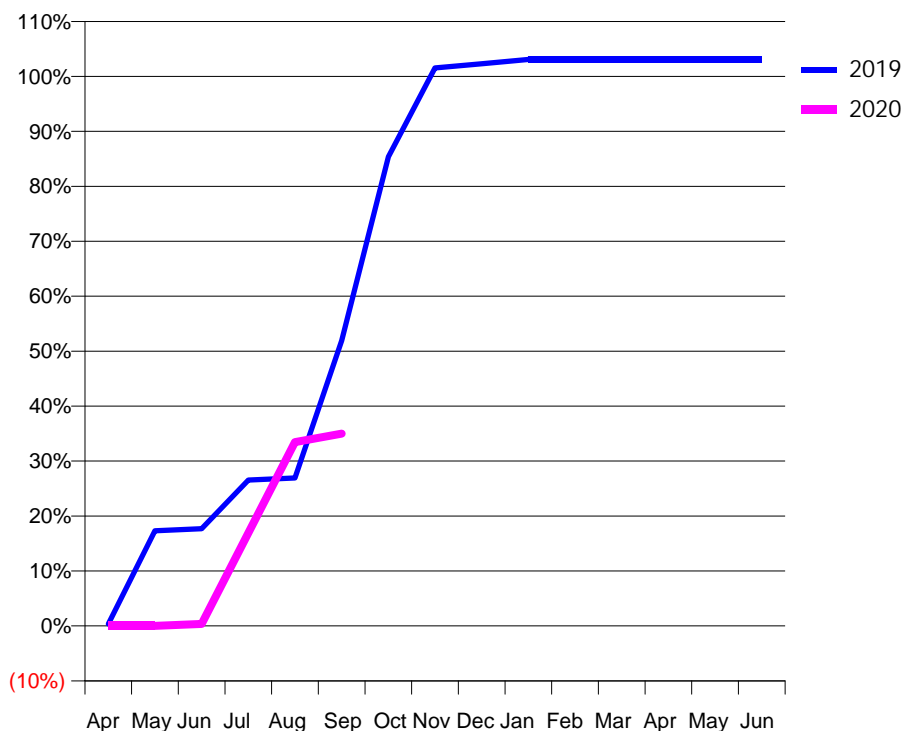
Q65 - Vital Signs Orthodontic At a Glance Contract Report for 186716/0001 - September 2019

| | | | |
|----------------------|------------------------------|---------------------------------------------|-------------|
| Name or company name | Parkfield Dental Surgery Ltd | 19/20 Contracted general activity (UDA) | 29,027 |
| Contract type name | GDS Contract | Carry forward general activity (UDA) | 0 |
| Purpose of contract | General and Orthodontic | 19/20 Contracted orthodontic activity (UOA) | 260 |
| Contract start date | 01/04/2007 | Carry forward orthodontic activity (UOA) | 0 |
| Contract end date | | Baseline contract value | £727,532.77 |

| ACCESS | Contract | England and Wales |
|----------------------------------------------|----------|-------------------|
| 24 month ratio of assessments to patient IDs | 1.02 | 1.07 |

| ACTIVITY | Contract |
|-------------------------------------------------------------------------------------------|----------|
| Contract assess and fit appliances (case starts) as a percentage of Area Team case starts | 0.2 % |

Cumulative percentage of contracted UOA delivered 2019 & 2020



| Month | Adjusted Scheduled Activity (UOA) | | |
|-----------|-----------------------------------|------|------|
| | 2018 | 2019 | 2020 |
| April | 22 | 1 | 0 |
| May | 43 | 45 | 0 |
| June | 43 | 46 | 1 |
| July | 64 | 69 | 44 |
| August | 106 | 70 | 87 |
| September | 106 | 135 | 91 |
| October | 148 | 222 | |
| November | 169 | 264 | |
| December | 169 | 266 | |
| January | 170 | 268 | |
| February | 234 | 268 | |
| March | 256 | 268 | |
| April | 298 | 268 | |
| May | 298 | 268 | |
| June | 298 | 268 | |

QUANTITY METRICS (rolling 12 month period)

| | Contract Quantity | Contract Base Number | Contract * | Area Team | Region | England |
|----------------------------------------------------------------------------------|-------------------|----------------------|------------|-----------|--------|---------|
| % of all assessments that were assess and fit appliances (case starts) | 10 | 24 | 41.7% | 55.5% | 55.8% | 57.9% |
| % of all assessments that were assess and refuse | 3 | 24 | 12.5% | 12.4% | 12.8% | 12.4% |
| % of all assessments that were assess and review | 11 | 24 | 45.8% | 32.1% | 31.4% | 29.7% |
| % of case starts with a reported IOTN of 3 and Aesthetic Component of 5 or below | 0 | 10 | <i>N/A</i> | 0.0% | 0.1% | 0.1% |
| % of case starts with a reported IOTN of 3 and Aesthetic Component of 6 or above | 2 | 10 | 20.0% | 3.7% | 3.0% | 4.0% |
| % of case starts with a reported IOTN of 4 | 6 | 10 | 60.0% | 80.2% | 78.1% | 78.0% |
| % of case starts with a reported IOTN of 5 | 2 | 10 | 20.0% | 15.6% | 17.0% | 16.6% |
| % of concluded courses in receipt of dual-arch fixed appliances | 6 | 8 | 75.0% | 85.5% | 73.2% | 74.0% |
| % of concluded courses where treatment was abandoned or discontinued | 0 | 8 | 0.0% | 6.8% | 7.5% | 8.5% |
| % of patients satisfied with the treatment they have received | 0 | 0 | <i>N/A</i> | 91.7% | 97.5% | 95.5% |

* Figures in italics indicate that the base number is less than 100.

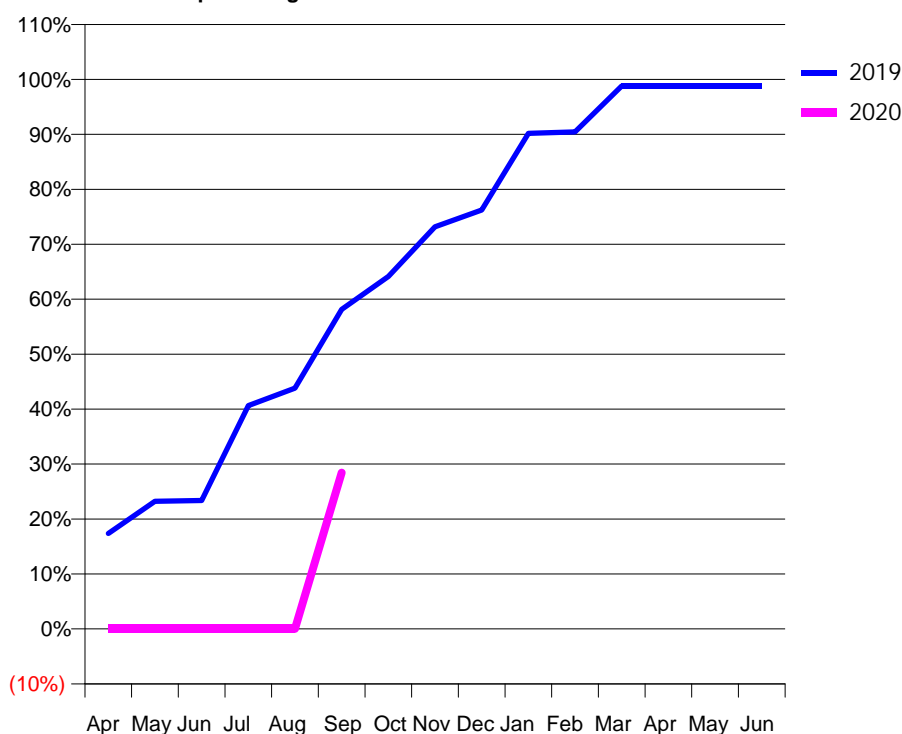
Q65 - Vital Signs Orthodontic At a Glance Contract Report for 222399/0001 - September 2019

| | | | |
|----------------------|------------------------------|---------------------------------------------|-------------|
| Name or company name | Stoke Gifford Dental Surgery | 19/20 Contracted general activity (UDA) | 5,751 |
| Contract type name | GDS Contract | Carry forward general activity (UDA) | 0 |
| Purpose of contract | General and Orthodontic | 19/20 Contracted orthodontic activity (UOA) | 753 |
| Contract start date | 01/04/2006 | Carry forward orthodontic activity (UOA) | 0 |
| Contract end date | | Baseline contract value | £190,982.27 |

| ACCESS | Contract | England and Wales |
|----------------------------------------------|----------|-------------------|
| 24 month ratio of assessments to patient IDs | 1.09 | 1.07 |

| ACTIVITY | Contract |
|-------------------------------------------------------------------------------------------|----------|
| Contract assess and fit appliances (case starts) as a percentage of Area Team case starts | 0.5 % |

Cumulative percentage of contracted UOA delivered 2019 & 2020



| Month | Adjusted Scheduled Activity (UOA) | | |
|-----------|-----------------------------------|------|------|
| | 2018 | 2019 | 2020 |
| April | 2 | 131 | 0 |
| May | 65 | 175 | 0 |
| June | 86 | 176 | 0 |
| July | 108 | 306 | 0 |
| August | 173 | 330 | 0 |
| September | 236 | 438 | 214 |
| October | 279 | 483 | |
| November | 426 | 551 | |
| December | 489 | 574 | |
| January | 517 | 679 | |
| February | 605 | 681 | |
| March | 711 | 744 | |
| April | 715 | 744 | |
| May | 715 | 744 | |
| June | 736 | 744 | |

QUANTITY METRICS (rolling 12 month period)

| | Contract Quantity | Contract Base Number | Contract * | Area Team | Region | England |
|----------------------------------------------------------------------------------|-------------------|----------------------|------------|-----------|--------|---------|
| % of all assessments that were assess and fit appliances (case starts) | 26 | 47 | 55.3% | 55.5% | 55.8% | 57.9% |
| % of all assessments that were assess and refuse | 5 | 47 | 10.6% | 12.4% | 12.8% | 12.4% |
| % of all assessments that were assess and review | 16 | 47 | 34.0% | 32.1% | 31.4% | 29.7% |
| % of case starts with a reported IOTN of 3 and Aesthetic Component of 5 or below | 0 | 26 | <i>N/A</i> | 0.0% | 0.1% | 0.1% |
| % of case starts with a reported IOTN of 3 and Aesthetic Component of 6 or above | 0 | 26 | <i>N/A</i> | 3.7% | 3.0% | 4.0% |
| % of case starts with a reported IOTN of 4 | 25 | 26 | 96.2% | 80.2% | 78.1% | 78.0% |
| % of case starts with a reported IOTN of 5 | 1 | 26 | 3.8% | 15.6% | 17.0% | 16.6 % |
| % of concluded courses in receipt of dual-arch fixed appliances | 0 | 30 | <i>N/A</i> | 85.5% | 73.2% | 74.0% |
| % of concluded courses where treatment was abandoned or discontinued | 0 | 30 | 0.0% | 6.8% | 7.5% | 8.5% |
| % of patients satisfied with the treatment they have received | 0 | 0 | <i>N/A</i> | 91.7% | 97.5% | 95.5% |

* Figures in italics indicate that the base number is less than 100.

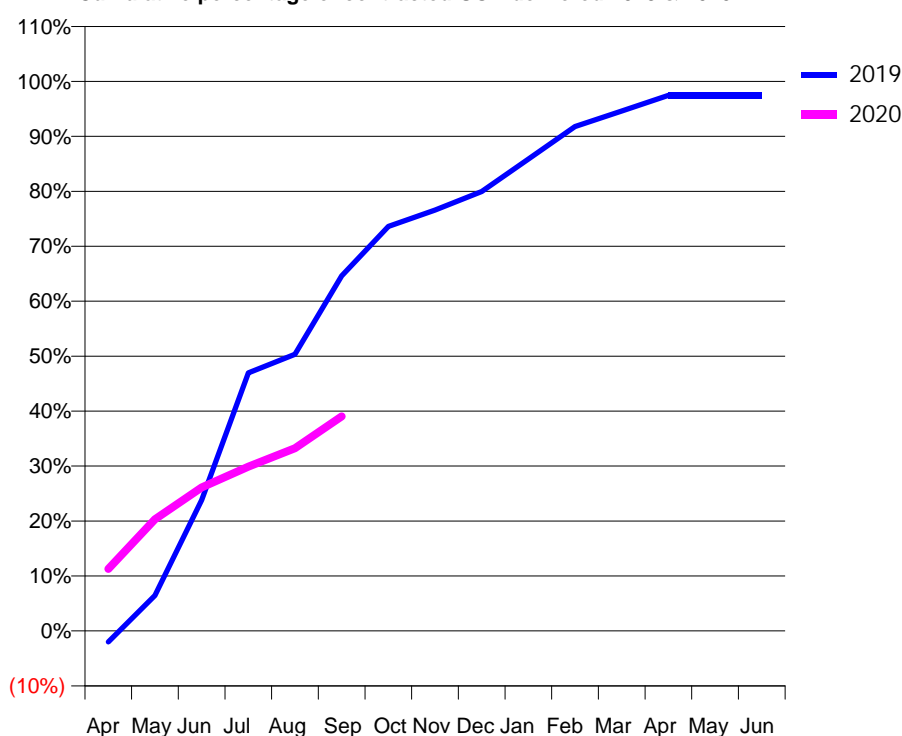
Q65 - Vital Signs Orthodontic At a Glance Contract Report for 568031/0001 - September 2019

| | | | |
|----------------------|-------------------------|---------------------------------------------|------------|
| Name or company name | MR SC LAWSON | 19/20 Contracted general activity (UDA) | 2,000 |
| Contract type name | GDS Contract | Carry forward general activity (UDA) | 0 |
| Purpose of contract | General and Orthodontic | 19/20 Contracted orthodontic activity (UOA) | 743 |
| Contract start date | 01/01/2015 | Carry forward orthodontic activity (UOA) | 0 |
| Contract end date | | Baseline contract value | £99,565.58 |

| ACCESS | Contract | England and Wales |
|----------------------------------------------|----------|-------------------|
| 24 month ratio of assessments to patient IDs | 1.12 | 1.07 |

| ACTIVITY | Contract |
|-------------------------------------------------------------------------------------------|----------|
| Contract assess and fit appliances (case starts) as a percentage of Area Team case starts | 0.5 % |

Cumulative percentage of contracted UOA delivered 2019 & 2020



| Month | Adjusted Scheduled Activity (UOA) | | |
|-----------|-----------------------------------|------|------|
| | 2018 | 2019 | 2020 |
| April | 0 | -15 | 84 |
| May | 46 | 48 | 151 |
| June | 154 | 177 | 194 |
| July | 218 | 349 | 222 |
| August | 220 | 374 | 247 |
| September | 245 | 480 | 290 |
| October | 267 | 547 | |
| November | 332 | 569 | |
| December | 399 | 594 | |
| January | 400 | 638 | |
| February | 528 | 682 | |
| March | 684 | 703 | |
| April | 728 | 724 | |
| May | 728 | 724 | |
| June | 728 | 724 | |

QUANTITY METRICS (rolling 12 month period)

| | Contract Quantity | Contract Base Number | Contract * | Area Team | Region | England |
|----------------------------------------------------------------------------------|-------------------|----------------------|------------|-----------|--------|---------|
| % of all assessments that were assess and fit appliances (case starts) | 24 | 54 | 44.4% | 55.5% | 55.8% | 57.9% |
| % of all assessments that were assess and refuse | 4 | 54 | 7.4% | 12.4% | 12.8% | 12.4% |
| % of all assessments that were assess and review | 26 | 54 | 48.1% | 32.1% | 31.4% | 29.7% |
| % of case starts with a reported IOTN of 3 and Aesthetic Component of 5 or below | 0 | 24 | <i>N/A</i> | 0.0% | 0.1% | 0.1% |
| % of case starts with a reported IOTN of 3 and Aesthetic Component of 6 or above | 1 | 24 | 4.2% | 3.7% | 3.0% | 4.0% |
| % of case starts with a reported IOTN of 4 | 12 | 24 | 50.0% | 80.2% | 78.1% | 78.0% |
| % of case starts with a reported IOTN of 5 | 10 | 24 | 41.7% | 15.6% | 17.0% | 16.6% |
| % of concluded courses in receipt of dual-arch fixed appliances | 29 | 33 | 87.9% | 85.5% | 73.2% | 74.0% |
| % of concluded courses where treatment was abandoned or discontinued | 0 | 33 | 0.0% | 6.8% | 7.5% | 8.5% |
| % of patients satisfied with the treatment they have received | 0 | 0 | <i>N/A</i> | 91.7% | 97.5% | 95.5% |

* Figures in italics indicate that the base number is less than 100.

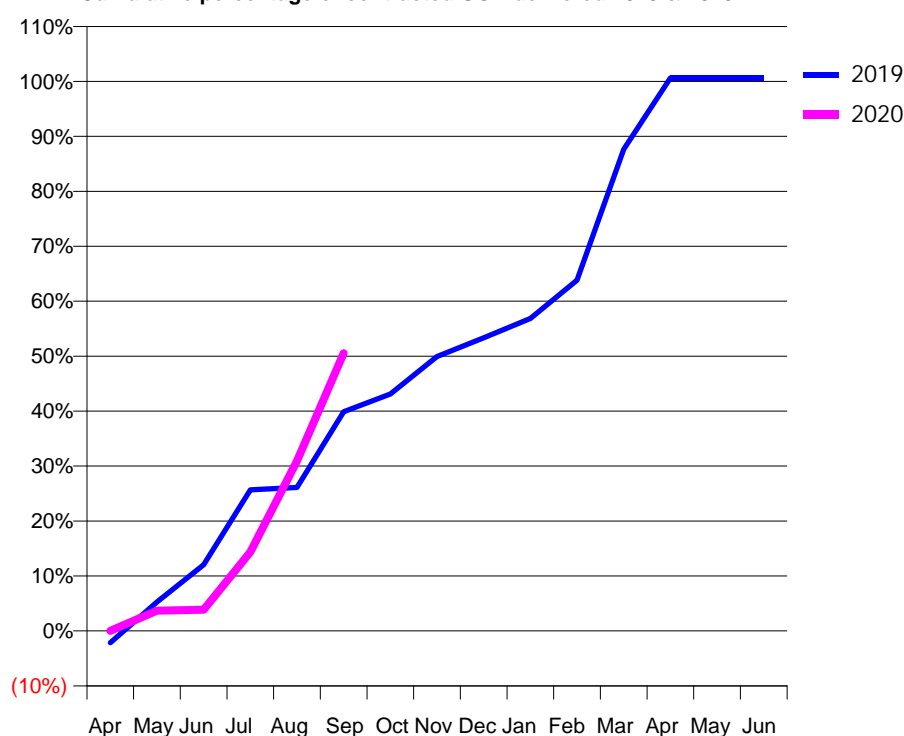
Q65 - Vital Signs Orthodontic At a Glance Contract Report for 810339/0001 - September 2019

| | | | |
|----------------------|-----------------|---------------------------------------------|------------|
| Name or company name | MRS C MATHIESON | 19/20 Contracted general activity (UDA) | 0 |
| Contract type name | PDS Contract | Carry forward general activity (UDA) | 0 |
| Purpose of contract | Orthodontic | 19/20 Contracted orthodontic activity (UOA) | 647 |
| Contract start date | 01/04/2006 | Carry forward orthodontic activity (UOA) | 0 |
| Contract end date | 31/03/2021 | Baseline contract value | £44,952.86 |

| ACCESS | Contract | England and Wales |
|----------------------------------------------|----------|-------------------|
| 24 month ratio of assessments to patient IDs | 1.09 | 1.07 |

| ACTIVITY | Contract |
|-------------------------------------------------------------------------------------------|----------|
| Contract assess and fit appliances (case starts) as a percentage of Area Team case starts | 0.6 % |

Cumulative percentage of contracted UOA delivered 2019 & 2020



| Month | Adjusted Scheduled Activity (UOA) | | |
|-----------|-----------------------------------|------|------|
| | 2018 | 2019 | 2020 |
| April | -14 | -14 | 0 |
| May | 9 | 34 | 24 |
| June | 30 | 78 | 25 |
| July | 115 | 166 | 93 |
| August | 311 | 169 | 200 |
| September | 311 | 258 | 327 |
| October | 311 | 279 | |
| November | 355 | 323 | |
| December | 355 | 345 | |
| January | 534 | 368 | |
| February | 577 | 413 | |
| March | 624 | 567 | |
| April | 633 | 651 | |
| May | 633 | 651 | |
| June | 633 | 651 | |

QUANTITY METRICS (rolling 12 month period)

| | Contract Quantity | Contract Base Number | Contract * | Area Team | Region | England |
|----------------------------------------------------------------------------------|-------------------|----------------------|------------|-----------|--------|---------|
| % of all assessments that were assess and fit appliances (case starts) | 33 | 60 | 55.0% | 55.5% | 55.8% | 57.9% |
| % of all assessments that were assess and refuse | 12 | 60 | 20.0% | 12.4% | 12.8% | 12.4% |
| % of all assessments that were assess and review | 15 | 60 | 25.0% | 32.1% | 31.4% | 29.7% |
| % of case starts with a reported IOTN of 3 and Aesthetic Component of 5 or below | 0 | 33 | <i>N/A</i> | 0.0% | 0.1% | 0.1% |
| % of case starts with a reported IOTN of 3 and Aesthetic Component of 6 or above | 0 | 33 | <i>N/A</i> | 3.7% | 3.0% | 4.0% |
| % of case starts with a reported IOTN of 4 | 29 | 33 | 87.9% | 80.2% | 78.1% | 78.0% |
| % of case starts with a reported IOTN of 5 | 2 | 33 | 6.1% | 15.6% | 17.0% | 16.6% |
| % of concluded courses in receipt of dual-arch fixed appliances | 9 | 23 | 39.1% | 85.5% | 73.2% | 74.0% |
| % of concluded courses where treatment was abandoned or discontinued | 2 | 23 | 8.7% | 6.8% | 7.5% | 8.5% |
| % of patients satisfied with the treatment they have received | 0 | 0 | <i>N/A</i> | 91.7% | 97.5% | 95.5% |

* Figures in italics indicate that the base number is less than 100.

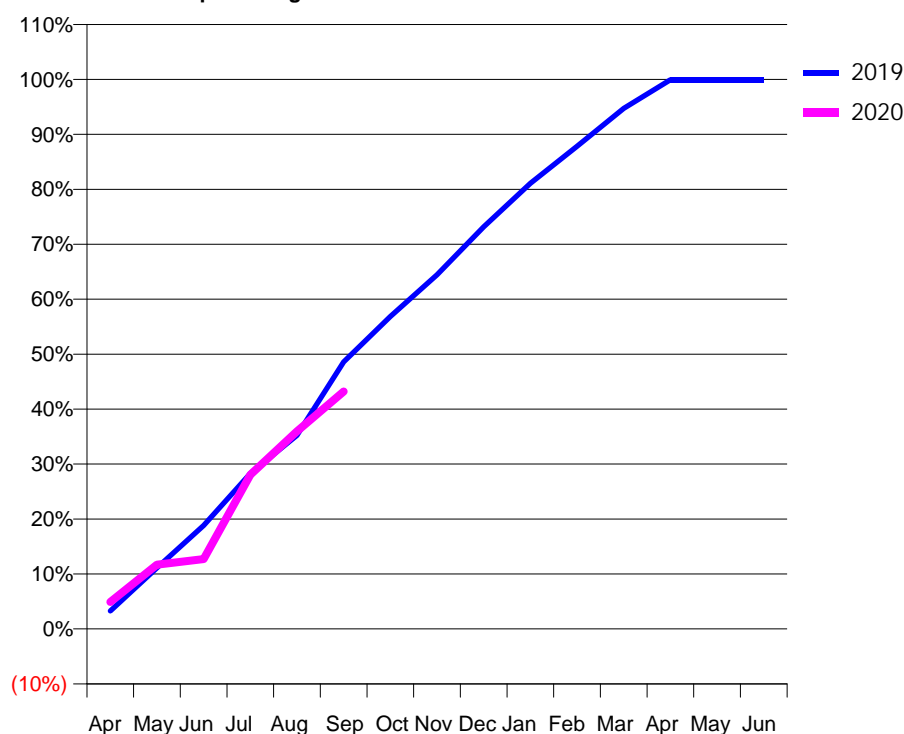
Q65 - Vital Signs Orthodontic At a Glance Contract Report for 813958/0001 - September 2019

| | | | |
|----------------------|---------------|---------------------------------------------|-------------|
| Name or company name | MR AA PARFITT | 19/20 Contracted general activity (UDA) | 0 |
| Contract type name | GDS Contract | Carry forward general activity (UDA) | 0 |
| Purpose of contract | Orthodontic | 19/20 Contracted orthodontic activity (UOA) | 8,970 |
| Contract start date | 01/04/2006 | Carry forward orthodontic activity (UOA) | 5 |
| Contract end date | | Baseline contract value | £616,445.02 |

| ACCESS | Contract | England and Wales |
|----------------------------------------------|----------|-------------------|
| 24 month ratio of assessments to patient IDs | 1.00 | 1.07 |

| ACTIVITY | Contract |
|-------------------------------------------------------------------------------------------|----------|
| Contract assess and fit appliances (case starts) as a percentage of Area Team case starts | 7.1 % |

Cumulative percentage of contracted UOA delivered 2019 & 2020



| Month | Adjusted Scheduled Activity (UOA) | | |
|-----------|-----------------------------------|-------|-------|
| | 2018 | 2019 | 2020 |
| April | 254 | 296 | 440 |
| May | 732 | 999 | 1,051 |
| June | 1,445 | 1,691 | 1,142 |
| July | 2,509 | 2,538 | 2,518 |
| August | 3,259 | 3,160 | 3,225 |
| September | 3,758 | 4,359 | 3,875 |
| October | 4,434 | 5,101 | - |
| November | 5,295 | 5,781 | - |
| December | 6,284 | 6,564 | - |
| January | 6,834 | 7,273 | - |
| February | 7,727 | 7,877 | - |
| March | 8,488 | 8,497 | - |
| April | 8,956 | 8,965 | - |
| May | 8,956 | 8,965 | - |
| June | 8,956 | 8,965 | - |

QUANTITY METRICS (rolling 12 month period)

| | Contract Quantity | Contract Base Number | Contract * | Area Team | Region | England |
|----------------------------------------------------------------------------------|-------------------|----------------------|------------|-----------|--------|---------|
| % of all assessments that were assess and fit appliances (case starts) | 369 | 1,141 | 32.3% | 55.5% | 55.8% | 57.9% |
| % of all assessments that were assess and refuse | 213 | 1,141 | 18.7% | 12.4% | 12.8% | 12.4% |
| % of all assessments that were assess and review | 559 | 1,141 | 49.0% | 32.1% | 31.4% | 29.7% |
| % of case starts with a reported IOTN of 3 and Aesthetic Component of 5 or below | 0 | 369 | N/A | 0.0% | 0.1% | 0.1% |
| % of case starts with a reported IOTN of 3 and Aesthetic Component of 6 or above | 0 | 369 | N/A | 3.7% | 3.0% | 4.0% |
| % of case starts with a reported IOTN of 4 | 304 | 369 | 82.4% | 80.2% | 78.1% | 78.0% |
| % of case starts with a reported IOTN of 5 | 65 | 369 | 17.6% | 15.6% | 17.0% | 16.6 % |
| % of concluded courses in receipt of dual-arch fixed appliances | 345 | 359 | 96.1% | 85.5% | 73.2% | 74.0% |
| % of concluded courses where treatment was abandoned or discontinued | 9 | 359 | 2.5% | 6.8% | 7.5% | 8.5% |
| % of patients satisfied with the treatment they have received | 0 | 0 | N/A | 91.7% | 97.5% | 95.5% |

* Figures in italics indicate that the base number is less than 100.

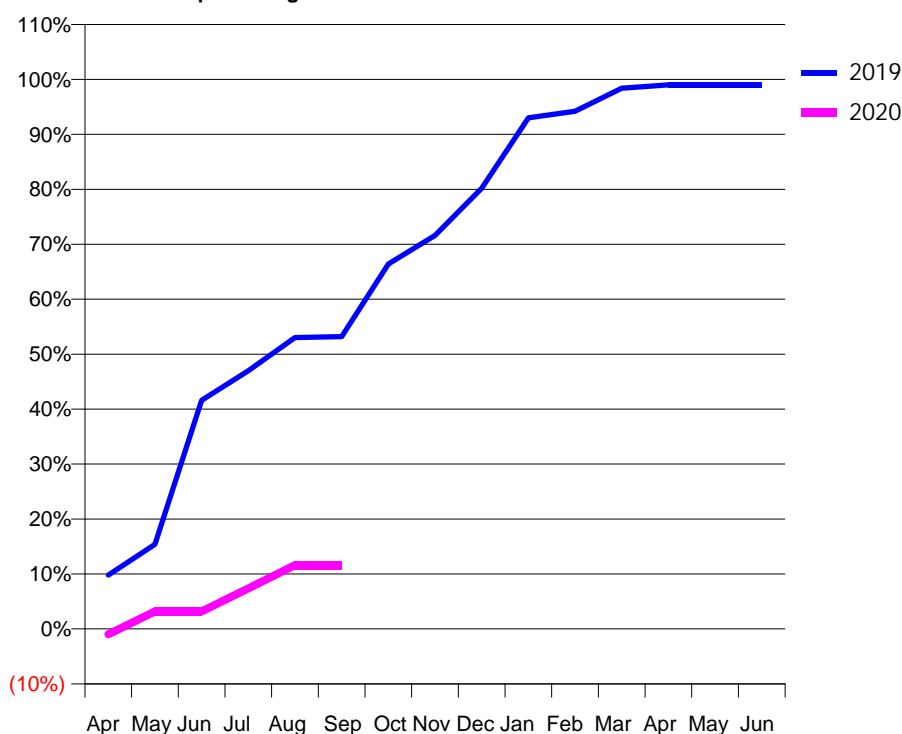
Q65 - Vital Signs Orthodontic At a Glance Contract Report for 836133/0001 - September 2019

| | | | |
|----------------------|-------------------------|---------------------------------------------|-------------|
| Name or company name | MR H HADDJERI | 19/20 Contracted general activity (UDA) | 13,500 |
| Contract type name | GDS Contract | Carry forward general activity (UDA) | 181 |
| Purpose of contract | General and Orthodontic | 19/20 Contracted orthodontic activity (UOA) | 500 |
| Contract start date | 01/06/2013 | Carry forward orthodontic activity (UOA) | 5 |
| Contract end date | | Baseline contract value | £345,706.76 |

| ACCESS | Contract | England and Wales |
|----------------------------------------------|----------|-------------------|
| 24 month ratio of assessments to patient IDs | 1.02 | 1.07 |

| ACTIVITY | Contract |
|-------------------------------------------------------------------------------------------|----------|
| Contract assess and fit appliances (case starts) as a percentage of Area Team case starts | 0.3 % |

Cumulative percentage of contracted UOA delivered 2019 & 2020



| Month | Adjusted Scheduled Activity (UOA) | | |
|-----------|-----------------------------------|------|------|
| | 2018 | 2019 | 2020 |
| April | 0 | 49 | -5 |
| May | 4 | 77 | 16 |
| June | 25 | 208 | 16 |
| July | 52 | 235 | 37 |
| August | 96 | 265 | 58 |
| September | 142 | 266 | 58 |
| October | 184 | 332 | |
| November | 296 | 358 | |
| December | 403 | 401 | |
| January | 445 | 465 | |
| February | 495 | 471 | |
| March | 499 | 492 | |
| April | 500 | 495 | |
| May | 500 | 495 | |
| June | 500 | 495 | |

QUANTITY METRICS (rolling 12 month period)

| | Contract Quantity | Contract Base Number | Contract * | Area Team | Region | England |
|----------------------------------------------------------------------------------|-------------------|----------------------|------------|-----------|--------|---------|
| % of all assessments that were assess and fit appliances (case starts) | 13 | 32 | 40.6% | 55.5% | 55.8% | 57.9% |
| % of all assessments that were assess and refuse | 9 | 32 | 28.1% | 12.4% | 12.8% | 12.4% |
| % of all assessments that were assess and review | 10 | 32 | 31.3% | 32.1% | 31.4% | 29.7% |
| % of case starts with a reported IOTN of 3 and Aesthetic Component of 5 or below | 0 | 13 | N/A | 0.0% | 0.1% | 0.1% |
| % of case starts with a reported IOTN of 3 and Aesthetic Component of 6 or above | 0 | 13 | N/A | 3.7% | 3.0% | 4.0% |
| % of case starts with a reported IOTN of 4 | 12 | 13 | 92.3% | 80.2% | 78.1% | 78.0% |
| % of case starts with a reported IOTN of 5 | 1 | 13 | 7.7% | 15.6% | 17.0% | 16.6% |
| % of concluded courses in receipt of dual-arch fixed appliances | 1 | 2 | 50.0% | 85.5% | 73.2% | 74.0% |
| % of concluded courses where treatment was abandoned or discontinued | 0 | 2 | 0.0% | 6.8% | 7.5% | 8.5% |
| % of patients satisfied with the treatment they have received | 0 | 1 | 0.0% | 91.7% | 97.5% | 95.5% |

* Figures in italics indicate that the base number is less than 100.

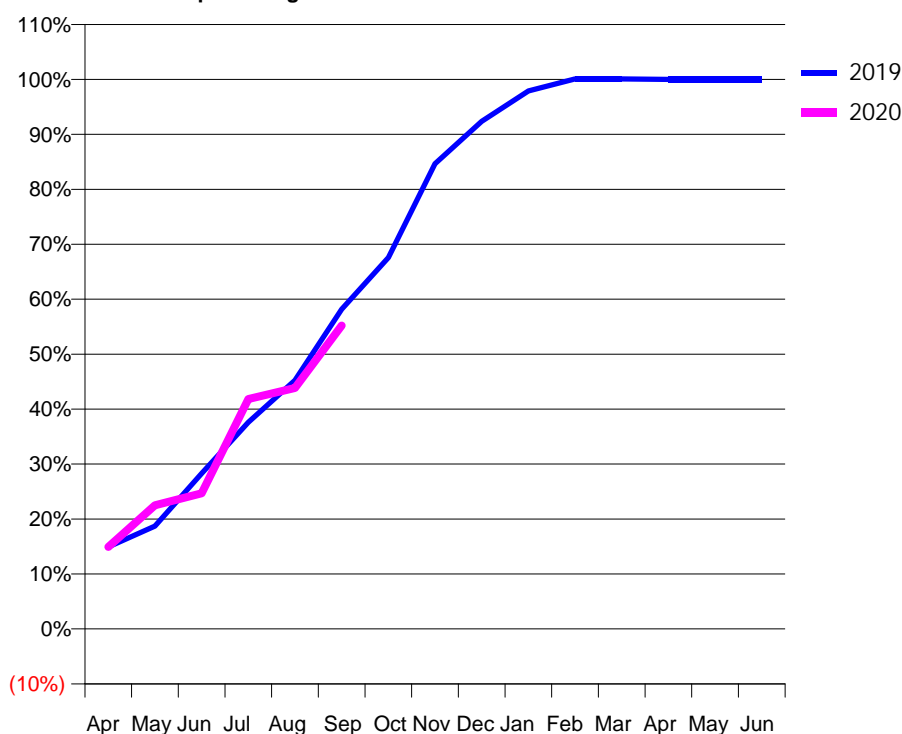
Q65 - Vital Signs Orthodontic At a Glance Contract Report for 913782/0001 - September 2019

| | | | |
|----------------------|-------------------------|---------------------------------------------|-------------|
| Name or company name | MR PJ DRUGAN | 19/20 Contracted general activity (UDA) | 31,020 |
| Contract type name | GDS Contract | Carry forward general activity (UDA) | -728 |
| Purpose of contract | General and Orthodontic | 19/20 Contracted orthodontic activity (UOA) | 1,138 |
| Contract start date | 01/04/2006 | Carry forward orthodontic activity (UOA) | 0 |
| Contract end date | | Baseline contract value | £769,288.67 |

| ACCESS | Contract | England and Wales |
|----------------------------------------------|----------|-------------------|
| 24 month ratio of assessments to patient IDs | 1.06 | 1.07 |

| ACTIVITY | Contract |
|-------------------------------------------------------------------------------------------|----------|
| Contract assess and fit appliances (case starts) as a percentage of Area Team case starts | 1.0 % |

Cumulative percentage of contracted UOA delivered 2019 & 2020



| Month | Adjusted Scheduled Activity (UOA) | | |
|-----------|-----------------------------------|-------|------|
| | 2018 | 2019 | 2020 |
| April | 42 | 170 | 170 |
| May | 105 | 213 | 256 |
| June | 147 | 322 | 281 |
| July | 279 | 428 | 476 |
| August | 431 | 515 | 499 |
| September | 494 | 662 | 628 |
| October | 621 | 769 | |
| November | 751 | 963 | |
| December | 799 | 1,051 | |
| January | 990 | 1,114 | |
| February | 1,138 | 1,139 | |
| March | 1,138 | 1,139 | |
| April | 1,138 | 1,138 | |
| May | 1,138 | 1,138 | |
| June | 1,138 | 1,138 | |

QUANTITY METRICS (rolling 12 month period)

| | Contract Quantity | Contract Base Number | Contract * | Area Team | Region | England |
|----------------------------------------------------------------------------------|-------------------|----------------------|------------|-----------|--------|---------|
| % of all assessments that were assess and fit appliances (case starts) | 53 | 83 | 63.9% | 55.5% | 55.8% | 57.9% |
| % of all assessments that were assess and refuse | 2 | 83 | 2.4% | 12.4% | 12.8% | 12.4% |
| % of all assessments that were assess and review | 28 | 83 | 33.7% | 32.1% | 31.4% | 29.7% |
| % of case starts with a reported IOTN of 3 and Aesthetic Component of 5 or below | 0 | 53 | N/A | 0.0% | 0.1% | 0.1% |
| % of case starts with a reported IOTN of 3 and Aesthetic Component of 6 or above | 3 | 53 | 5.7% | 3.7% | 3.0% | 4.0% |
| % of case starts with a reported IOTN of 4 | 39 | 53 | 73.6% | 80.2% | 78.1% | 78.0% |
| % of case starts with a reported IOTN of 5 | 11 | 53 | 20.8% | 15.6% | 17.0% | 16.6% |
| % of concluded courses in receipt of dual-arch fixed appliances | 42 | 58 | 72.4% | 85.5% | 73.2% | 74.0% |
| % of concluded courses where treatment was abandoned or discontinued | 10 | 58 | 17.2% | 6.8% | 7.5% | 8.5% |
| % of patients satisfied with the treatment they have received | 0 | 0 | N/A | 91.7% | 97.5% | 95.5% |

* Figures in italics indicate that the base number is less than 100.

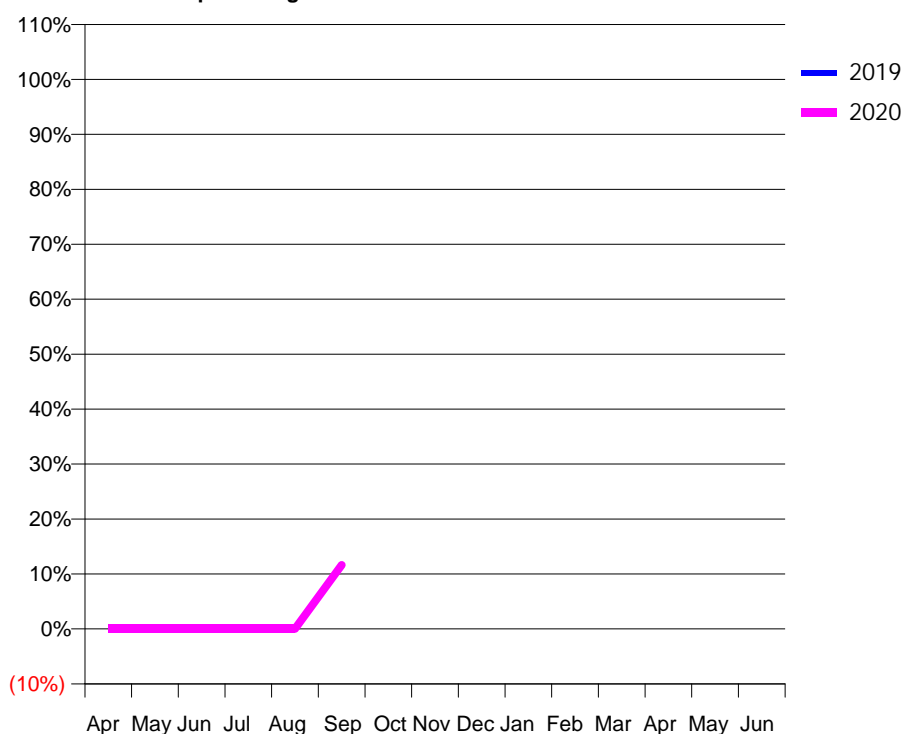
Q66 - Vital Signs Orthodontic At a Glance Contract Report for 101083/0000 - September 2019

| | | | |
|----------------------|---------------------|---------------------------------------------|-------------|
| Name or company name | ORTHOWORLD 2000 LTD | 19/20 Contracted general activity (UDA) | 0 |
| Contract type name | PDS Contract | Carry forward general activity (UDA) | 0 |
| Purpose of contract | Orthodontic | 19/20 Contracted orthodontic activity (UOA) | 5,235 |
| Contract start date | 01/04/2019 | Carry forward orthodontic activity (UOA) | 0 |
| Contract end date | 31/03/2026 | Baseline contract value | £304,799.59 |

| ACCESS | Contract | England and Wales |
|----------------------------------------------|----------|-------------------|
| 24 month ratio of assessments to patient IDs | 1.00 | 1.07 |

| ACTIVITY | Contract |
|-------------------------------------------------------------------------------------------|----------|
| Contract assess and fit appliances (case starts) as a percentage of Area Team case starts | 0.6 % |

Cumulative percentage of contracted UOA delivered 2019 & 2020



| Month | Adjusted Scheduled Activity (UOA) | | |
|-----------|-----------------------------------|------|------|
| | 2018 | 2019 | 2020 |
| April | 0 | 0 | 0 |
| May | 0 | 0 | 0 |
| June | 0 | 0 | 0 |
| July | 0 | 0 | 0 |
| August | 0 | 0 | 0 |
| September | 0 | 0 | 609 |
| October | 0 | 0 | |
| November | 0 | 0 | |
| December | 0 | 0 | |
| January | 0 | 0 | |
| February | 0 | 0 | |
| March | 0 | 0 | |
| April | 0 | 0 | |
| May | 0 | 0 | |
| June | 0 | 0 | |

QUANTITY METRICS (rolling 12 month period)

| | Contract Quantity | Contract Base Number | Contract * | Area Team | Region | England |
|----------------------------------------------------------------------------------|-------------------|----------------------|------------|-----------|--------|---------|
| % of all assessments that were assess and fit appliances (case starts) | 29 | 46 | 63.0% | 53.9% | 55.8% | 57.9% |
| % of all assessments that were assess and refuse | 1 | 46 | 2.2% | 12.4% | 12.8% | 12.4% |
| % of all assessments that were assess and review | 16 | 46 | 34.8% | 33.7% | 31.4% | 29.7% |
| % of case starts with a reported IOTN of 3 and Aesthetic Component of 5 or below | 0 | 29 | <i>N/A</i> | 0.1% | 0.1% | 0.1% |
| % of case starts with a reported IOTN of 3 and Aesthetic Component of 6 or above | 1 | 29 | 3.4% | 2.7% | 3.0% | 4.0% |
| % of case starts with a reported IOTN of 4 | 27 | 29 | 93.1% | 77.7% | 78.1% | 78.0% |
| % of case starts with a reported IOTN of 5 | 1 | 29 | 3.4% | 18.8% | 17.0% | 16.6 % |
| % of concluded courses in receipt of dual-arch fixed appliances | 0 | 0 | <i>N/A</i> | 74.7% | 73.2% | 74.0% |
| % of concluded courses where treatment was abandoned or discontinued | 0 | 0 | <i>N/A</i> | 8.4% | 7.5% | 8.5% |
| % of patients satisfied with the treatment they have received | 0 | 0 | <i>N/A</i> | 100.0% | 97.5% | 95.5% |

* Figures in italics indicate that the base number is less than 100.

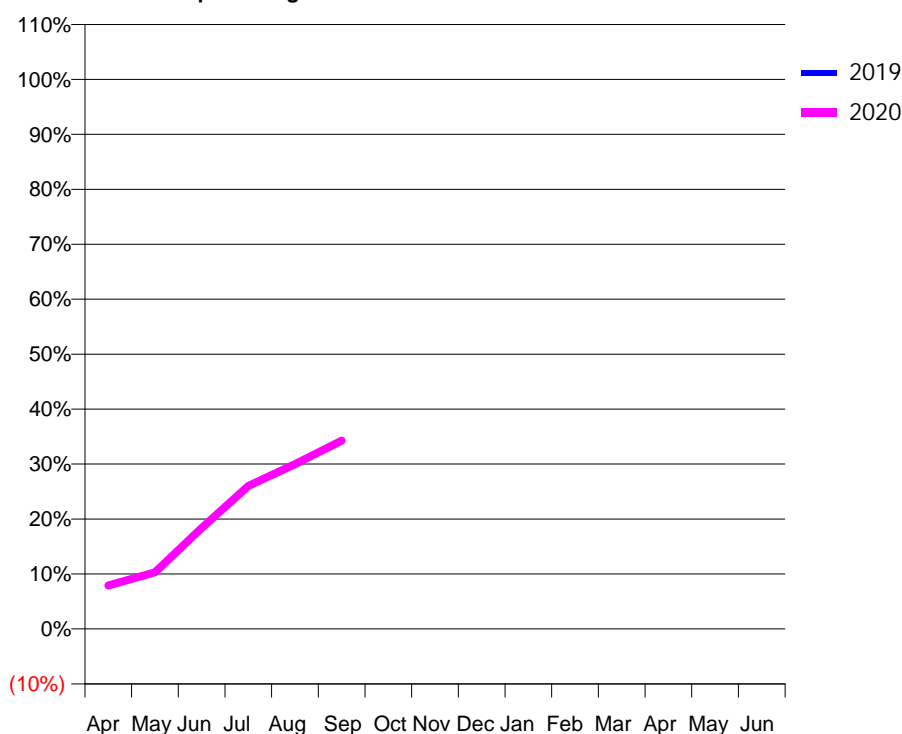
Q66 - Vital Signs Orthodontic At a Glance Contract Report for 101084/0000 - September 2019

| | | | |
|----------------------|-------------------------------|---------------------------------------------|---------------|
| Name or company name | Devon Square Orthodontics Ltd | 19/20 Contracted general activity (UDA) | 0 |
| Contract type name | PDS Contract | Carry forward general activity (UDA) | 0 |
| Purpose of contract | Orthodontic | 19/20 Contracted orthodontic activity (UOA) | 8,476 |
| Contract start date | 01/04/2019 | Carry forward orthodontic activity (UOA) | 0 |
| Contract end date | 31/03/2026 | Baseline contract value | £1,077,466.33 |

| ACCESS | Contract | England and Wales |
|----------------------------------------------|----------|-------------------|
| 24 month ratio of assessments to patient IDs | 1.01 | 1.07 |

| ACTIVITY | Contract |
|-------------------------------------------------------------------------------------------|----------|
| Contract assess and fit appliances (case starts) as a percentage of Area Team case starts | 2.7 % |

Cumulative percentage of contracted UOA delivered 2019 & 2020



| Month | Adjusted Scheduled Activity (UOA) | | |
|-----------|-----------------------------------|------|-------|
| | 2018 | 2019 | 2020 |
| April | 0 | 0 | 670 |
| May | 0 | 0 | 874 |
| June | 0 | 0 | 1,557 |
| July | 0 | 0 | 2,205 |
| August | 0 | 0 | 2,541 |
| September | 0 | 0 | 2,906 |
| October | 0 | 0 | |
| November | 0 | 0 | |
| December | 0 | 0 | |
| January | 0 | 0 | |
| February | 0 | 0 | |
| March | 0 | 0 | |
| April | 0 | 0 | |
| May | 0 | 0 | |
| June | 0 | 0 | |

QUANTITY METRICS (rolling 12 month period)

| | Contract Quantity | Contract Base Number | Contract * | Area Team | Region | England |
|----------------------------------------------------------------------------------|-------------------|----------------------|------------|-----------|--------|---------|
| % of all assessments that were assess and fit appliances (case starts) | 129 | 484 | 26.7% | 53.9% | 55.8% | 57.9% |
| % of all assessments that were assess and refuse | 60 | 484 | 12.4% | 12.4% | 12.8% | 12.4% |
| % of all assessments that were assess and review | 295 | 484 | 61.0% | 33.7% | 31.4% | 29.7% |
| % of case starts with a reported IOTN of 3 and Aesthetic Component of 5 or below | 0 | 129 | N/A | 0.1% | 0.1% | 0.1% |
| % of case starts with a reported IOTN of 3 and Aesthetic Component of 6 or above | 5 | 129 | 3.9% | 2.7% | 3.0% | 4.0% |
| % of case starts with a reported IOTN of 4 | 88 | 129 | 68.2% | 77.7% | 78.1% | 78.0% |
| % of case starts with a reported IOTN of 5 | 36 | 129 | 27.9% | 18.8% | 17.0% | 16.6 % |
| % of concluded courses in receipt of dual-arch fixed appliances | 340 | 352 | 96.6% | 74.7% | 73.2% | 74.0% |
| % of concluded courses where treatment was abandoned or discontinued | 2 | 352 | 0.6% | 8.4% | 7.5% | 8.5% |
| % of patients satisfied with the treatment they have received | 0 | 0 | N/A | 100.0% | 97.5% | 95.5% |

* Figures in italics indicate that the base number is less than 100.

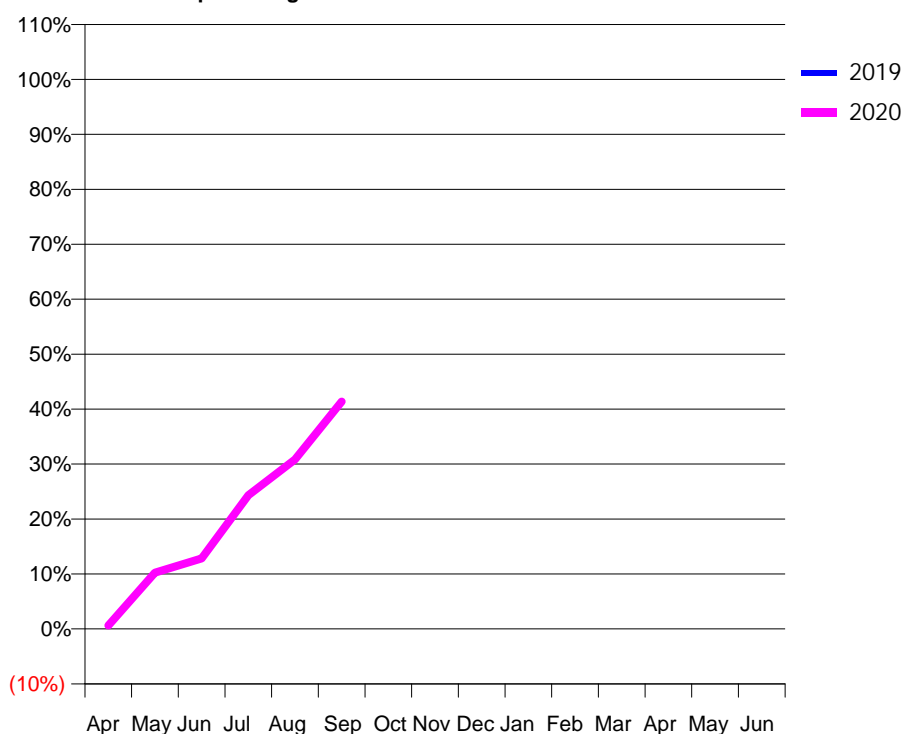
Q66 - Vital Signs Orthodontic At a Glance Contract Report for 101085/0000 - September 2019

| | | | |
|----------------------|---------------------------|---------------------------------------------|-------------|
| Name or company name | Plymouth Orthodontics Ltd | 19/20 Contracted general activity (UDA) | 0 |
| Contract type name | PDS Contract | Carry forward general activity (UDA) | 0 |
| Purpose of contract | Orthodontic | 19/20 Contracted orthodontic activity (UOA) | 10,496 |
| Contract start date | 01/04/2019 | Carry forward orthodontic activity (UOA) | 0 |
| Contract end date | 31/03/2026 | Baseline contract value | £589,600.84 |

| ACCESS | Contract | England and Wales |
|----------------------------------------------|----------|-------------------|
| 24 month ratio of assessments to patient IDs | 1.00 | 1.07 |

| ACTIVITY | Contract |
|-------------------------------------------------------------------------------------------|----------|
| Contract assess and fit appliances (case starts) as a percentage of Area Team case starts | 4.2 % |

Cumulative percentage of contracted UOA delivered 2019 & 2020



| Month | Adjusted Scheduled Activity (UOA) | | |
|-----------|-----------------------------------|------|-------|
| | 2018 | 2019 | 2020 |
| April | 0 | 0 | 65 |
| May | 0 | 0 | 1,075 |
| June | 0 | 0 | 1,347 |
| July | 0 | 0 | 2,553 |
| August | 0 | 0 | 3,237 |
| September | 0 | 0 | 4,341 |
| October | 0 | 0 | |
| November | 0 | 0 | |
| December | 0 | 0 | |
| January | 0 | 0 | |
| February | 0 | 0 | |
| March | 0 | 0 | |
| April | 0 | 0 | |
| May | 0 | 0 | |
| June | 0 | 0 | |

QUANTITY METRICS (rolling 12 month period)

| | Contract Quantity | Contract Base Number | Contract * | Area Team | Region | England |
|----------------------------------------------------------------------------------|-------------------|----------------------|------------|-----------|--------|---------|
| % of all assessments that were assess and fit appliances (case starts) | 199 | 361 | 55.1% | 53.9% | 55.8% | 57.9% |
| % of all assessments that were assess and refuse | 18 | 361 | 5.0% | 12.4% | 12.8% | 12.4% |
| % of all assessments that were assess and review | 144 | 361 | 39.9% | 33.7% | 31.4% | 29.7% |
| % of case starts with a reported IOTN of 3 and Aesthetic Component of 5 or below | 0 | 199 | N/A | 0.1% | 0.1% | 0.1% |
| % of case starts with a reported IOTN of 3 and Aesthetic Component of 6 or above | 8 | 199 | 4.0% | 2.7% | 3.0% | 4.0% |
| % of case starts with a reported IOTN of 4 | 161 | 199 | 80.9% | 77.7% | 78.1% | 78.0% |
| % of case starts with a reported IOTN of 5 | 30 | 199 | 15.1% | 18.8% | 17.0% | 16.6 % |
| % of concluded courses in receipt of dual-arch fixed appliances | 0 | 1 | N/A | 74.7% | 73.2% | 74.0% |
| % of concluded courses where treatment was abandoned or discontinued | 1 | 1 | 100.0% | 8.4% | 7.5% | 8.5% |
| % of patients satisfied with the treatment they have received | 0 | 0 | N/A | 100.0% | 97.5% | 95.5% |

* Figures in italics indicate that the base number is less than 100.

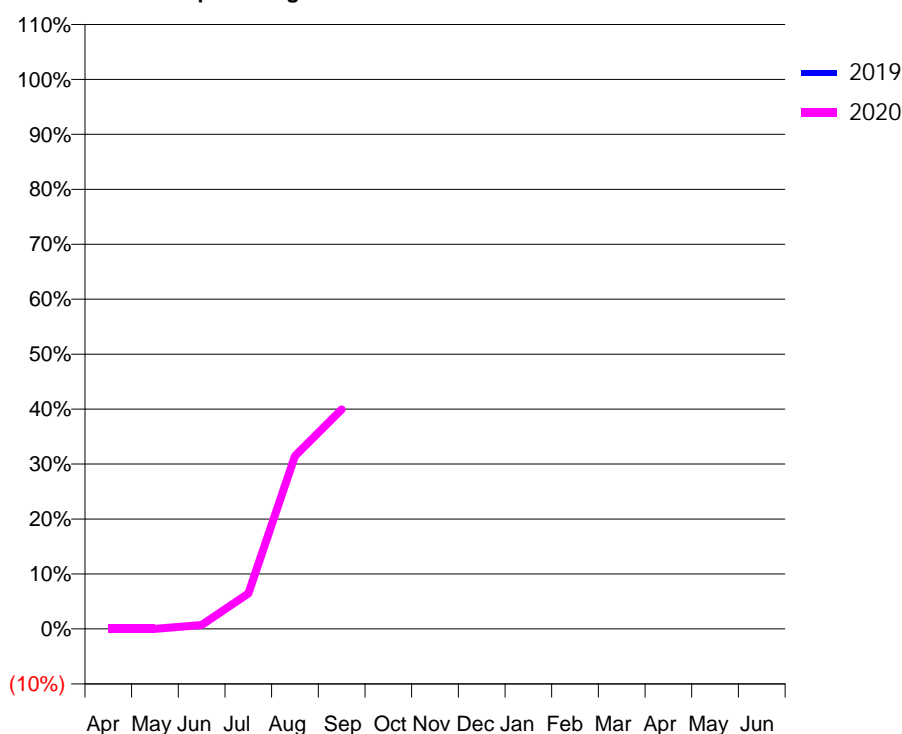
Q66 - Vital Signs Orthodontic At a Glance Contract Report for 101086/0000 - September 2019

| | | | |
|----------------------|---------------------------------------|---------------------------------------------|-------------|
| Name or company name | The Crescent Specialist Dental Centre | 19/20 Contracted general activity (UDA) | 0 |
| Contract type name | PDS Contract | Carry forward general activity (UDA) | 0 |
| Purpose of contract | Orthodontic | 19/20 Contracted orthodontic activity (UOA) | 10,496 |
| Contract start date | 01/04/2019 | Carry forward orthodontic activity (UOA) | 0 |
| Contract end date | 31/03/2026 | Baseline contract value | £611,083.84 |

| ACCESS | Contract | England and Wales |
|----------------------------------------------|----------|-------------------|
| 24 month ratio of assessments to patient IDs | 1.00 | 1.07 |

| ACTIVITY | Contract |
|-------------------------------------------------------------------------------------------|----------|
| Contract assess and fit appliances (case starts) as a percentage of Area Team case starts | 4.1 % |

Cumulative percentage of contracted UOA delivered 2019 & 2020



| Month | Adjusted Scheduled Activity (UOA) | | |
|-----------|-----------------------------------|------|-------|
| | 2018 | 2019 | 2020 |
| April | 0 | 0 | 0 |
| May | 0 | 0 | 0 |
| June | 0 | 0 | 74 |
| July | 0 | 0 | 676 |
| August | 0 | 0 | 3,302 |
| September | 0 | 0 | 4,191 |
| October | 0 | 0 | |
| November | 0 | 0 | |
| December | 0 | 0 | |
| January | 0 | 0 | |
| February | 0 | 0 | |
| March | 0 | 0 | |
| April | 0 | 0 | |
| May | 0 | 0 | |
| June | 0 | 0 | |

QUANTITY METRICS (rolling 12 month period)

| | Contract Quantity | Contract Base Number | Contract * | Area Team | Region | England |
|----------------------------------------------------------------------------------|-------------------|----------------------|------------|-----------|--------|---------|
| % of all assessments that were assess and fit appliances (case starts) | 195 | 353 | 55.2% | 53.9% | 55.8% | 57.9% |
| % of all assessments that were assess and refuse | 56 | 353 | 15.9% | 12.4% | 12.8% | 12.4% |
| % of all assessments that were assess and review | 102 | 353 | 28.9% | 33.7% | 31.4% | 29.7% |
| % of case starts with a reported IOTN of 3 and Aesthetic Component of 5 or below | 0 | 195 | N/A | 0.1% | 0.1% | 0.1% |
| % of case starts with a reported IOTN of 3 and Aesthetic Component of 6 or above | 13 | 195 | 6.7% | 2.7% | 3.0% | 4.0% |
| % of case starts with a reported IOTN of 4 | 132 | 195 | 67.7% | 77.7% | 78.1% | 78.0% |
| % of case starts with a reported IOTN of 5 | 50 | 195 | 25.6% | 18.8% | 17.0% | 16.6 % |
| % of concluded courses in receipt of dual-arch fixed appliances | 1 | 1 | 100.0% | 74.7% | 73.2% | 74.0% |
| % of concluded courses where treatment was abandoned or discontinued | 0 | 1 | 0.0% | 8.4% | 7.5% | 8.5% |
| % of patients satisfied with the treatment they have received | 0 | 0 | N/A | 100.0% | 97.5% | 95.5% |

* Figures in italics indicate that the base number is less than 100.

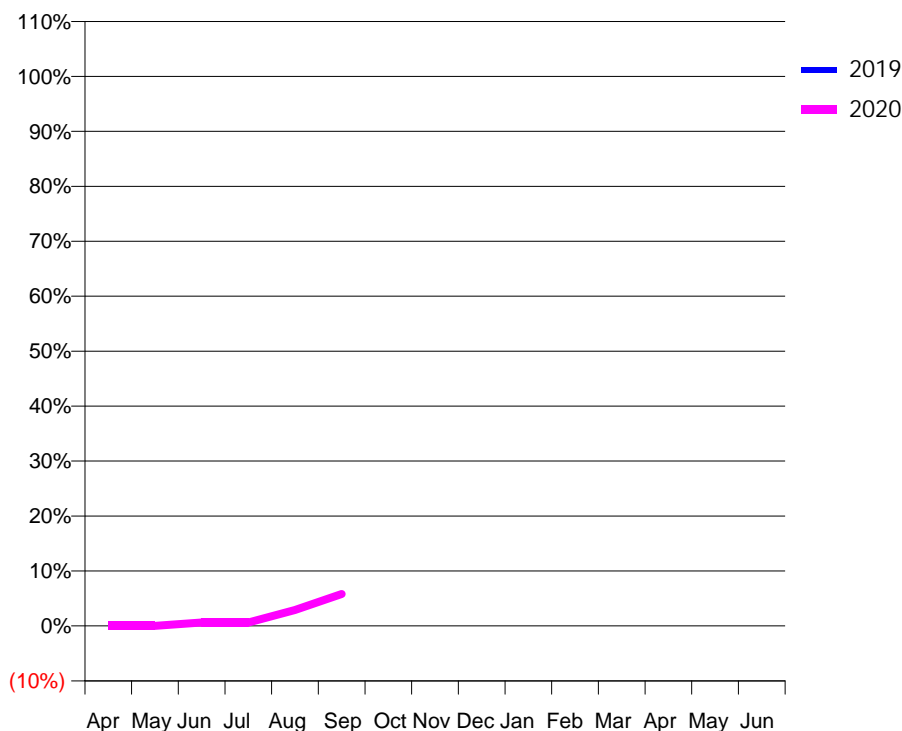
Q66 - Vital Signs Orthodontic At a Glance Contract Report for 101087/0000 - September 2019

| | | | |
|----------------------|------------------------|---------------------------------------------|-------------|
| Name or company name | River Practice Limited | 19/20 Contracted general activity (UDA) | 0 |
| Contract type name | PDS Contract | Carry forward general activity (UDA) | 0 |
| Purpose of contract | Orthodontic | 19/20 Contracted orthodontic activity (UOA) | 6,500 |
| Contract start date | 01/04/2019 | Carry forward orthodontic activity (UOA) | 0 |
| Contract end date | 31/03/2026 | Baseline contract value | £606,612.57 |

| ACCESS | Contract | England and Wales |
|----------------------------------------------|----------|-------------------|
| 24 month ratio of assessments to patient IDs | 1.00 | 1.07 |

| ACTIVITY | Contract |
|-------------------------------------------------------------------------------------------|----------|
| Contract assess and fit appliances (case starts) as a percentage of Area Team case starts | 0.4 % |

Cumulative percentage of contracted UOA delivered 2019 & 2020



| Month | Adjusted Scheduled Activity (UOA) | | |
|-----------|-----------------------------------|------|------|
| | 2018 | 2019 | 2020 |
| April | 0 | 0 | 0 |
| May | 0 | 0 | 0 |
| June | 0 | 0 | 42 |
| July | 0 | 0 | 42 |
| August | 0 | 0 | 189 |
| September | 0 | 0 | 378 |
| October | 0 | 0 | |
| November | 0 | 0 | |
| December | 0 | 0 | |
| January | 0 | 0 | |
| February | 0 | 0 | |
| March | 0 | 0 | |
| April | 0 | 0 | |
| May | 0 | 0 | |
| June | 0 | 0 | |

QUANTITY METRICS (rolling 12 month period)

| | Contract Quantity | Contract Base Number | Contract * | Area Team | Region | England |
|----------------------------------------------------------------------------------|-------------------|----------------------|------------|-----------|--------|---------|
| % of all assessments that were assess and fit appliances (case starts) | 18 | 18 | 100.0% | 53.9% | 55.8% | 57.9% |
| % of all assessments that were assess and refuse | 0 | 18 | 0.0% | 12.4% | 12.8% | 12.4% |
| % of all assessments that were assess and review | 0 | 18 | 0.0% | 33.7% | 31.4% | 29.7% |
| % of case starts with a reported IOTN of 3 and Aesthetic Component of 5 or below | 0 | 18 | N/A | 0.1% | 0.1% | 0.1% |
| % of case starts with a reported IOTN of 3 and Aesthetic Component of 6 or above | 0 | 18 | N/A | 2.7% | 3.0% | 4.0% |
| % of case starts with a reported IOTN of 4 | 16 | 18 | 88.9% | 77.7% | 78.1% | 78.0% |
| % of case starts with a reported IOTN of 5 | 2 | 18 | 11.1% | 18.8% | 17.0% | 16.6 % |
| % of concluded courses in receipt of dual-arch fixed appliances | 0 | 0 | N/A | 74.7% | 73.2% | 74.0% |
| % of concluded courses where treatment was abandoned or discontinued | 0 | 0 | N/A | 8.4% | 7.5% | 8.5% |
| % of patients satisfied with the treatment they have received | 0 | 0 | N/A | 100.0% | 97.5% | 95.5% |

* Figures in italics indicate that the base number is less than 100.

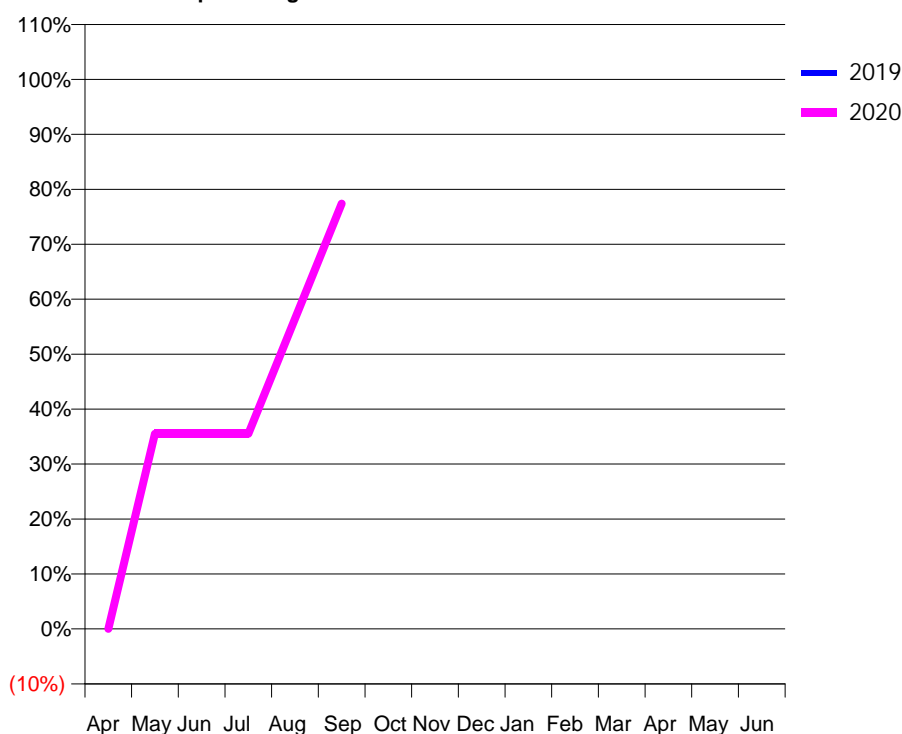
Q66 - Vital Signs Orthodontic At a Glance Contract Report for 101088/0000 - September 2019

| | | | |
|----------------------|-----------------------------|---------------------------------------------|---------------|
| Name or company name | Exeter Orthodontic Practice | 19/20 Contracted general activity (UDA) | 0 |
| Contract type name | PDS Contract | Carry forward general activity (UDA) | 0 |
| Purpose of contract | Orthodontic | 19/20 Contracted orthodontic activity (UOA) | 13,129 |
| Contract start date | 01/04/2019 | Carry forward orthodontic activity (UOA) | 0 |
| Contract end date | 31/03/2026 | Baseline contract value | £1,071,183.67 |

| ACCESS | Contract | England and Wales |
|----------------------------------------------|----------|-------------------|
| 24 month ratio of assessments to patient IDs | 1.00 | 1.07 |

| ACTIVITY | Contract |
|-------------------------------------------------------------------------------------------|----------|
| Contract assess and fit appliances (case starts) as a percentage of Area Team case starts | 9.8 % |

Cumulative percentage of contracted UOA delivered 2019 & 2020



| Month | Adjusted Scheduled Activity (UOA) | | |
|-----------|-----------------------------------|------|--------|
| | 2018 | 2019 | 2020 |
| April | 0 | 0 | 0 |
| May | 0 | 0 | 4,663 |
| June | 0 | 0 | 4,663 |
| July | 0 | 0 | 4,663 |
| August | 0 | 0 | 7,410 |
| September | 0 | 0 | 10,163 |
| October | 0 | 0 | |
| November | 0 | 0 | |
| December | 0 | 0 | |
| January | 0 | 0 | |
| February | 0 | 0 | |
| March | 0 | 0 | |
| April | 0 | 0 | |
| May | 0 | 0 | |
| June | 0 | 0 | |

QUANTITY METRICS (rolling 12 month period)

| | Contract Quantity | Contract Base Number | Contract * | Area Team | Region | England |
|----------------------------------------------------------------------------------|-------------------|----------------------|------------|-----------|--------|---------|
| % of all assessments that were assess and fit appliances (case starts) | 463 | 937 | 49.4% | 53.9% | 55.8% | 57.9% |
| % of all assessments that were assess and refuse | 127 | 937 | 13.6% | 12.4% | 12.8% | 12.4% |
| % of all assessments that were assess and review | 347 | 937 | 37.0% | 33.7% | 31.4% | 29.7% |
| % of case starts with a reported IOTN of 3 and Aesthetic Component of 5 or below | 0 | 463 | N/A | 0.1% | 0.1% | 0.1% |
| % of case starts with a reported IOTN of 3 and Aesthetic Component of 6 or above | 4 | 463 | 0.9% | 2.7% | 3.0% | 4.0% |
| % of case starts with a reported IOTN of 4 | 375 | 463 | 81.0% | 77.7% | 78.1% | 78.0% |
| % of case starts with a reported IOTN of 5 | 83 | 463 | 17.9% | 18.8% | 17.0% | 16.6 % |
| % of concluded courses in receipt of dual-arch fixed appliances | 248 | 267 | 92.9% | 74.7% | 73.2% | 74.0% |
| % of concluded courses where treatment was abandoned or discontinued | 8 | 267 | 3.0% | 8.4% | 7.5% | 8.5% |
| % of patients satisfied with the treatment they have received | 0 | 0 | N/A | 100.0% | 97.5% | 95.5% |

* Figures in italics indicate that the base number is less than 100.

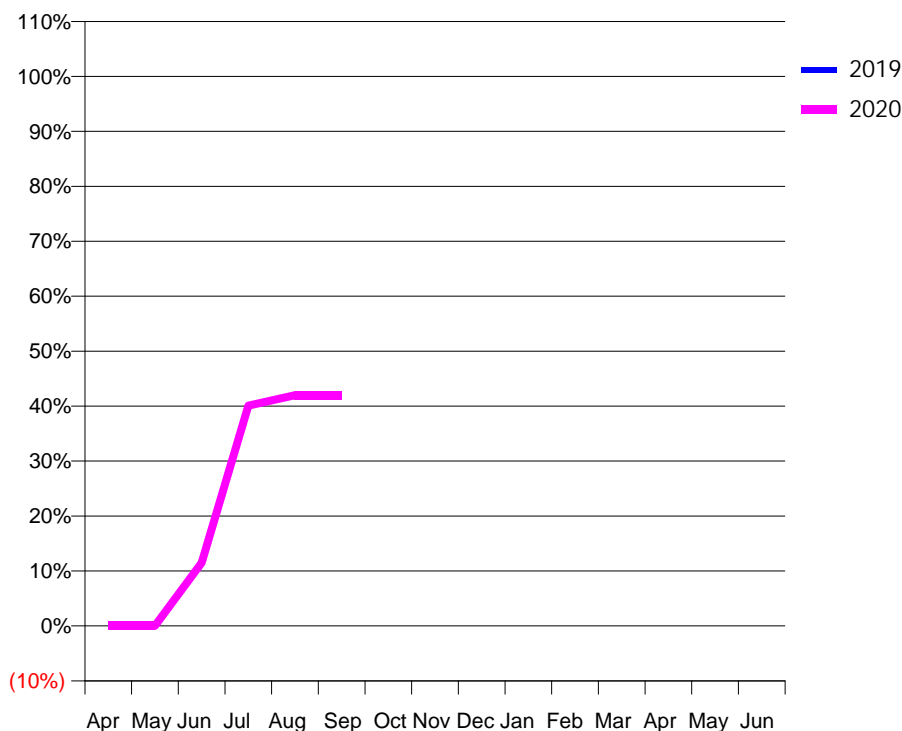
Q66 - Vital Signs Orthodontic At a Glance Contract Report for 101089/0000 - September 2019

| | | | |
|----------------------|-----------------------------|---------------------------------------------|-------------|
| Name or company name | Exeter Orthodontic Practice | 19/20 Contracted general activity (UDA) | 0 |
| Contract type name | PDS Contract | Carry forward general activity (UDA) | 0 |
| Purpose of contract | Orthodontic | 19/20 Contracted orthodontic activity (UOA) | 11,160 |
| Contract start date | 01/04/2019 | Carry forward orthodontic activity (UOA) | 0 |
| Contract end date | 31/03/2026 | Baseline contract value | £626,892.57 |

| ACCESS | Contract | England and Wales |
|----------------------------------------------|----------|-------------------|
| 24 month ratio of assessments to patient IDs | 1.02 | 1.07 |

| ACTIVITY | Contract |
|-------------------------------------------------------------------------------------------|----------|
| Contract assess and fit appliances (case starts) as a percentage of Area Team case starts | 4.6 % |

Cumulative percentage of contracted UOA delivered 2019 & 2020



| Month | Adjusted Scheduled Activity (UOA) | | |
|-----------|-----------------------------------|------|-------|
| | 2018 | 2019 | 2020 |
| April | 0 | 0 | 0 |
| May | 0 | 0 | 0 |
| June | 0 | 0 | 1,282 |
| July | 0 | 0 | 4,475 |
| August | 0 | 0 | 4,683 |
| September | 0 | 0 | 4,683 |
| October | 0 | 0 | |
| November | 0 | 0 | |
| December | 0 | 0 | |
| January | 0 | 0 | |
| February | 0 | 0 | |
| March | 0 | 0 | |
| April | 0 | 0 | |
| May | 0 | 0 | |
| June | 0 | 0 | |

QUANTITY METRICS (rolling 12 month period)

| | Contract Quantity | Contract Base Number | Contract * | Area Team | Region | England |
|----------------------------------------------------------------------------------|-------------------|----------------------|------------|-----------|--------|---------|
| % of all assessments that were assess and fit appliances (case starts) | 220 | 506 | 43.5% | 53.9% | 55.8% | 57.9% |
| % of all assessments that were assess and refuse | 71 | 506 | 14.0% | 12.4% | 12.8% | 12.4% |
| % of all assessments that were assess and review | 215 | 506 | 42.5% | 33.7% | 31.4% | 29.7% |
| % of case starts with a reported IOTN of 3 and Aesthetic Component of 5 or below | 0 | 220 | N/A | 0.1% | 0.1% | 0.1% |
| % of case starts with a reported IOTN of 3 and Aesthetic Component of 6 or above | 0 | 220 | N/A | 2.7% | 3.0% | 4.0% |
| % of case starts with a reported IOTN of 4 | 184 | 220 | 83.6% | 77.7% | 78.1% | 78.0% |
| % of case starts with a reported IOTN of 5 | 36 | 220 | 16.4% | 18.8% | 17.0% | 16.6 % |
| % of concluded courses in receipt of dual-arch fixed appliances | 119 | 130 | 91.5% | 74.7% | 73.2% | 74.0% |
| % of concluded courses where treatment was abandoned or discontinued | 4 | 130 | 3.1% | 8.4% | 7.5% | 8.5% |
| % of patients satisfied with the treatment they have received | 0 | 0 | N/A | 100.0% | 97.5% | 95.5% |

* Figures in italics indicate that the base number is less than 100.

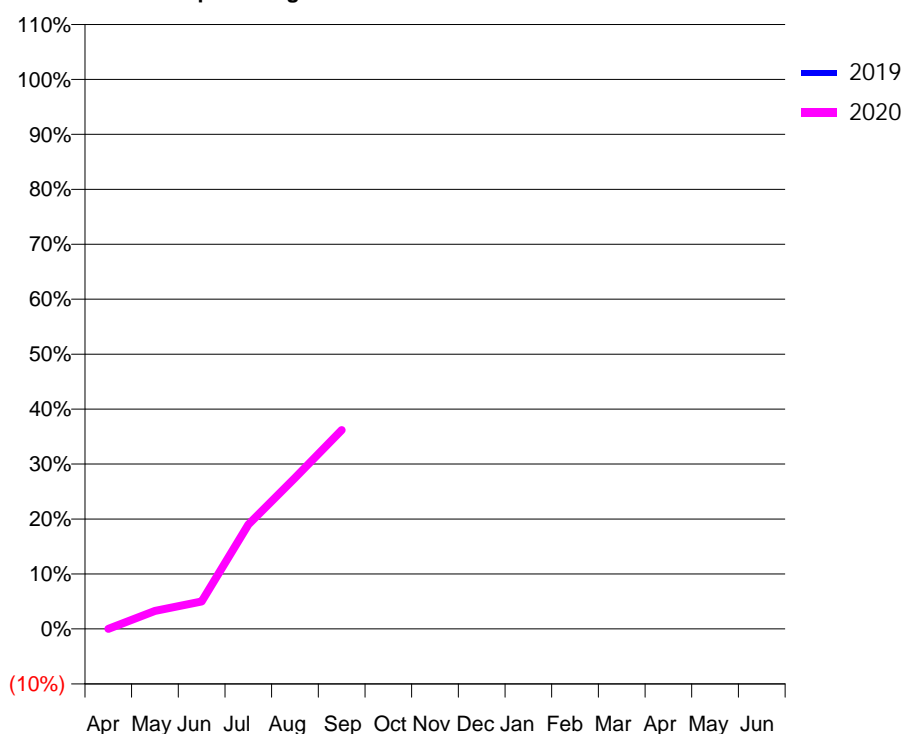
Q66 - Vital Signs Orthodontic At a Glance Contract Report for 101091/0000 - September 2019

| | | | |
|----------------------|--------------------|---------------------------------------------|-------------|
| Name or company name | Ansa Usman Limited | 19/20 Contracted general activity (UDA) | 0 |
| Contract type name | PDS Contract | Carry forward general activity (UDA) | 0 |
| Purpose of contract | Orthodontic | 19/20 Contracted orthodontic activity (UOA) | 8,805 |
| Contract start date | 01/04/2019 | Carry forward orthodontic activity (UOA) | 0 |
| Contract end date | 31/03/2026 | Baseline contract value | £651,031.69 |

| ACCESS | Contract | England and Wales |
|----------------------------------------------|----------|-------------------|
| 24 month ratio of assessments to patient IDs | 1.00 | 1.07 |

| ACTIVITY | Contract |
|-------------------------------------------------------------------------------------------|----------|
| Contract assess and fit appliances (case starts) as a percentage of Area Team case starts | 3.1 % |

Cumulative percentage of contracted UOA delivered 2019 & 2020



| Month | Adjusted Scheduled Activity (UOA) | | |
|-----------|-----------------------------------|------|-------|
| | 2018 | 2019 | 2020 |
| April | 0 | 0 | 0 |
| May | 0 | 0 | 290 |
| June | 0 | 0 | 441 |
| July | 0 | 0 | 1,675 |
| August | 0 | 0 | 2,420 |
| September | 0 | 0 | 3,187 |
| October | 0 | 0 | |
| November | 0 | 0 | |
| December | 0 | 0 | |
| January | 0 | 0 | |
| February | 0 | 0 | |
| March | 0 | 0 | |
| April | 0 | 0 | |
| May | 0 | 0 | |
| June | 0 | 0 | |

QUANTITY METRICS (rolling 12 month period)

| | Contract Quantity | Contract Base Number | Contract * | Area Team | Region | England |
|----------------------------------------------------------------------------------|-------------------|----------------------|------------|-----------|--------|---------|
| % of all assessments that were assess and fit appliances (case starts) | 146 | 356 | 41.0% | 53.9% | 55.8% | 57.9% |
| % of all assessments that were assess and refuse | 108 | 356 | 30.3% | 12.4% | 12.8% | 12.4% |
| % of all assessments that were assess and review | 102 | 356 | 28.7% | 33.7% | 31.4% | 29.7% |
| % of case starts with a reported IOTN of 3 and Aesthetic Component of 5 or below | 0 | 146 | N/A | 0.1% | 0.1% | 0.1% |
| % of case starts with a reported IOTN of 3 and Aesthetic Component of 6 or above | 0 | 146 | N/A | 2.7% | 3.0% | 4.0% |
| % of case starts with a reported IOTN of 4 | 125 | 146 | 85.6% | 77.7% | 78.1% | 78.0% |
| % of case starts with a reported IOTN of 5 | 17 | 146 | 11.6% | 18.8% | 17.0% | 16.6 % |
| % of concluded courses in receipt of dual-arch fixed appliances | 0 | 61 | N/A | 74.7% | 73.2% | 74.0% |
| % of concluded courses where treatment was abandoned or discontinued | 9 | 61 | 14.8% | 8.4% | 7.5% | 8.5% |
| % of patients satisfied with the treatment they have received | 0 | 0 | N/A | 100.0% | 97.5% | 95.5% |

* Figures in italics indicate that the base number is less than 100.

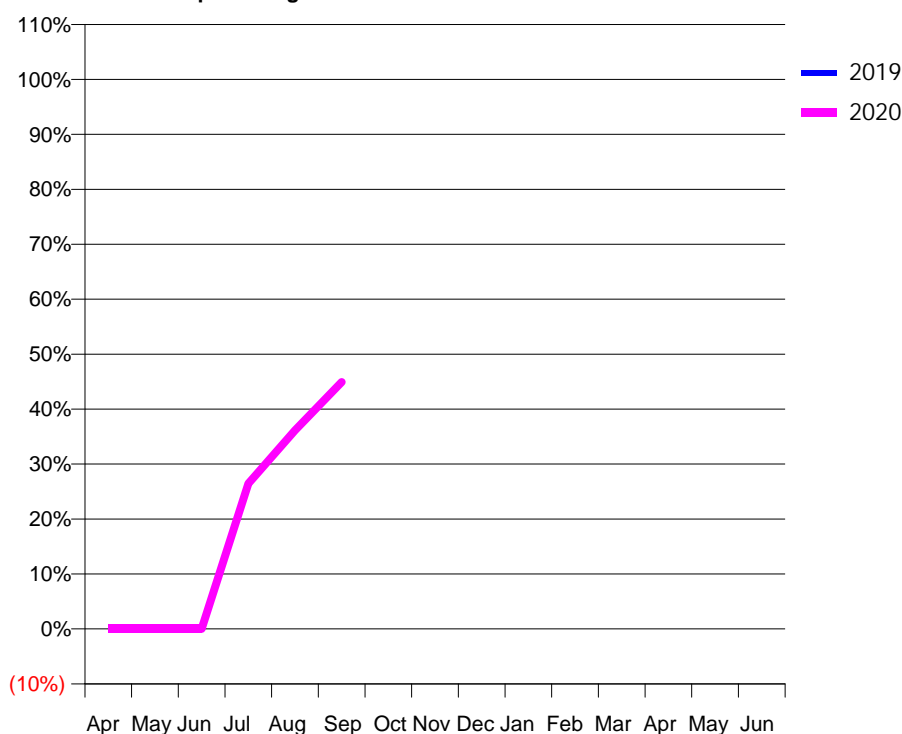
Q66 - Vital Signs Orthodontic At a Glance Contract Report for 101092/0000 - September 2019

| | | | |
|----------------------|----------------------------|---------------------------------------------|-------------|
| Name or company name | Portman Healthcare Limited | 19/20 Contracted general activity (UDA) | 0 |
| Contract type name | PDS Contract | Carry forward general activity (UDA) | 0 |
| Purpose of contract | Orthodontic | 19/20 Contracted orthodontic activity (UOA) | 16,716 |
| Contract start date | 01/04/2019 | Carry forward orthodontic activity (UOA) | 0 |
| Contract end date | 31/03/2026 | Baseline contract value | £939,025.76 |

| ACCESS | Contract | England and Wales |
|----------------------------------------------|----------|-------------------|
| 24 month ratio of assessments to patient IDs | 1.00 | 1.07 |

| ACTIVITY | Contract |
|-------------------------------------------------------------------------------------------|----------|
| Contract assess and fit appliances (case starts) as a percentage of Area Team case starts | 7.6 % |

Cumulative percentage of contracted UOA delivered 2019 & 2020



| Month | Adjusted Scheduled Activity (UOA) | | |
|-----------|-----------------------------------|------|-------|
| | 2018 | 2019 | 2020 |
| April | 0 | 0 | 0 |
| May | 0 | 0 | 0 |
| June | 0 | 0 | 0 |
| July | 0 | 0 | 4,422 |
| August | 0 | 0 | 6,039 |
| September | 0 | 0 | 7,509 |
| October | 0 | 0 | |
| November | 0 | 0 | |
| December | 0 | 0 | |
| January | 0 | 0 | |
| February | 0 | 0 | |
| March | 0 | 0 | |
| April | 0 | 0 | |
| May | 0 | 0 | |
| June | 0 | 0 | |

QUANTITY METRICS (rolling 12 month period)

| | Contract Quantity | Contract Base Number | Contract * | Area Team | Region | England |
|----------------------------------------------------------------------------------|-------------------|----------------------|------------|-----------|--------|---------|
| % of all assessments that were assess and fit appliances (case starts) | 360 | 360 | 100.0% | 53.9% | 55.8% | 57.9% |
| % of all assessments that were assess and refuse | 0 | 360 | 0.0% | 12.4% | 12.8% | 12.4% |
| % of all assessments that were assess and review | 0 | 360 | 0.0% | 33.7% | 31.4% | 29.7% |
| % of case starts with a reported IOTN of 3 and Aesthetic Component of 5 or below | 0 | 360 | N/A | 0.1% | 0.1% | 0.1% |
| % of case starts with a reported IOTN of 3 and Aesthetic Component of 6 or above | 5 | 360 | 1.4% | 2.7% | 3.0% | 4.0% |
| % of case starts with a reported IOTN of 4 | 309 | 360 | 85.8% | 77.7% | 78.1% | 78.0% |
| % of case starts with a reported IOTN of 5 | 46 | 360 | 12.8% | 18.8% | 17.0% | 16.6 % |
| % of concluded courses in receipt of dual-arch fixed appliances | 16 | 47 | 34.0% | 74.7% | 73.2% | 74.0% |
| % of concluded courses where treatment was abandoned or discontinued | 2 | 47 | 4.3% | 8.4% | 7.5% | 8.5% |
| % of patients satisfied with the treatment they have received | 0 | 0 | N/A | 100.0% | 97.5% | 95.5% |

* Figures in italics indicate that the base number is less than 100.

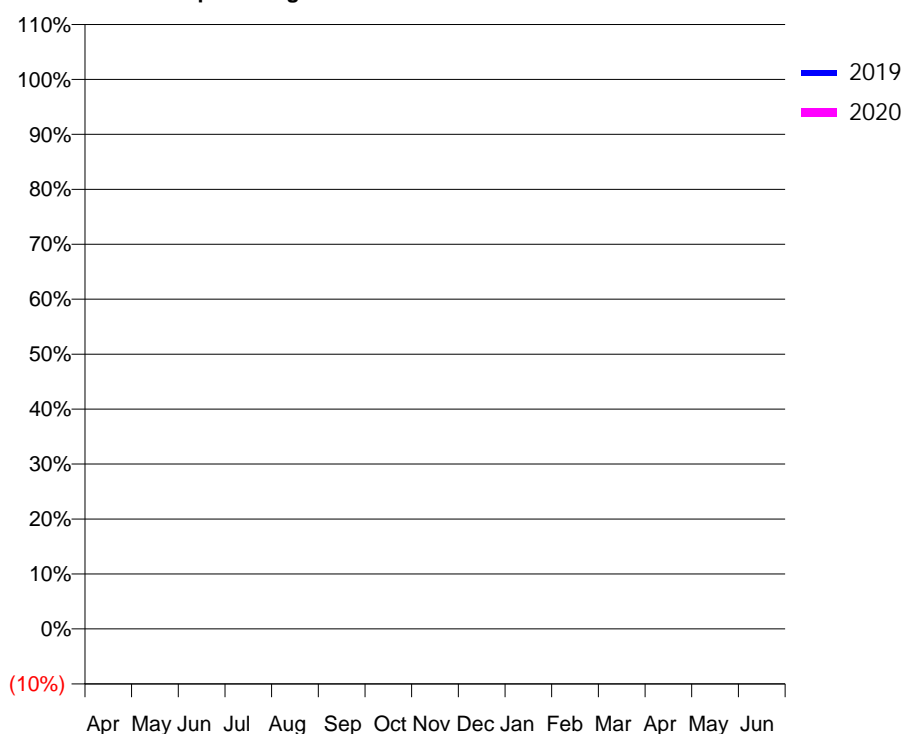
Q66 - Vital Signs Orthodontic At a Glance Contract Report for 101099/0000 - September 2019

| | | | |
|----------------------|---------------------------------------|---------------------------------------------|-------------|
| Name or company name | The Crescent Specialist Dental Centre | 19/20 Contracted general activity (UDA) | 0 |
| Contract type name | PDS Contract | Carry forward general activity (UDA) | 0 |
| Purpose of contract | Orthodontic | 19/20 Contracted orthodontic activity (UOA) | 0 |
| Contract start date | 01/04/2019 | Carry forward orthodontic activity (UOA) | 0 |
| Contract end date | 31/03/2022 | Baseline contract value | £991,519.00 |

| ACCESS | Contract | England and Wales |
|----------------------------------------------|----------|-------------------|
| 24 month ratio of assessments to patient IDs | 1.00 | 1.07 |

| ACTIVITY | Contract |
|-------------------------------------------------------------------------------------------|----------|
| Contract assess and fit appliances (case starts) as a percentage of Area Team case starts | 0.0 % |

Cumulative percentage of contracted UOA delivered 2019 & 2020



| Month | Adjusted Scheduled Activity (UOA) | | |
|-----------|-----------------------------------|------|------|
| | 2018 | 2019 | 2020 |
| April | 0 | 0 | 0 |
| May | 0 | 0 | 0 |
| June | 0 | 0 | 1 |
| July | 0 | 0 | 1 |
| August | 0 | 0 | 1 |
| September | 0 | 0 | 1 |
| October | 0 | 0 | |
| November | 0 | 0 | |
| December | 0 | 0 | |
| January | 0 | 0 | |
| February | 0 | 0 | |
| March | 0 | 0 | |
| April | 0 | 0 | |
| May | 0 | 0 | |
| June | 0 | 0 | |

QUANTITY METRICS (rolling 12 month period)

| | Contract Quantity | Contract Base Number | Contract * | Area Team | Region | England |
|----------------------------------------------------------------------------------|-------------------|----------------------|------------|-----------|--------|---------|
| % of all assessments that were assess and fit appliances (case starts) | 0 | 1 | 0.0% | 53.9% | 55.8% | 57.9% |
| % of all assessments that were assess and refuse | 0 | 1 | 0.0% | 12.4% | 12.8% | 12.4% |
| % of all assessments that were assess and review | 1 | 1 | 100.0% | 33.7% | 31.4% | 29.7% |
| % of case starts with a reported IOTN of 3 and Aesthetic Component of 5 or below | 0 | 0 | N/A | 0.1% | 0.1% | 0.1% |
| % of case starts with a reported IOTN of 3 and Aesthetic Component of 6 or above | 0 | 0 | N/A | 2.7% | 3.0% | 4.0% |
| % of case starts with a reported IOTN of 4 | 0 | 0 | N/A | 77.7% | 78.1% | 78.0% |
| % of case starts with a reported IOTN of 5 | 0 | 0 | N/A | 18.8% | 17.0% | 16.6 % |
| % of concluded courses in receipt of dual-arch fixed appliances | 390 | 434 | 89.9% | 74.7% | 73.2% | 74.0% |
| % of concluded courses where treatment was abandoned or discontinued | 33 | 434 | 7.6% | 8.4% | 7.5% | 8.5% |
| % of patients satisfied with the treatment they have received | 0 | 0 | N/A | 100.0% | 97.5% | 95.5% |

* Figures in italics indicate that the base number is less than 100.

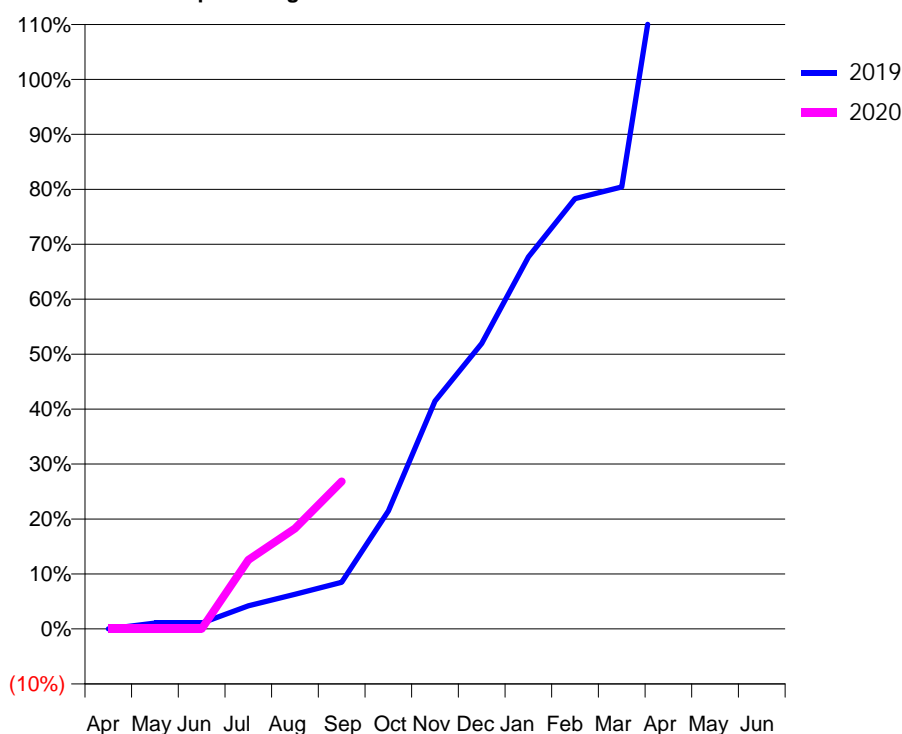
Q66 - Vital Signs Orthodontic At a Glance Contract Report for 101192/0007 - September 2019

| | | | |
|----------------------|------------------------------|---------------------------------------------|---------------|
| Name or company name | Community Dental Centres Ltd | 19/20 Contracted general activity (UDA) | 36,000 |
| Contract type name | GDS Contract | Carry forward general activity (UDA) | 0 |
| Purpose of contract | General and Orthodontic | 19/20 Contracted orthodontic activity (UOA) | 3,677 |
| Contract start date | 01/04/2006 | Carry forward orthodontic activity (UOA) | 0 |
| Contract end date | | Baseline contract value | £1,238,147.97 |

| ACCESS | Contract | England and Wales |
|----------------------------------------------|----------|-------------------|
| 24 month ratio of assessments to patient IDs | 1.01 | 1.07 |

| ACTIVITY | Contract |
|-------------------------------------------------------------------------------------------|----------|
| Contract assess and fit appliances (case starts) as a percentage of Area Team case starts | 3.8 % |

Cumulative percentage of contracted UOA delivered 2019 & 2020



| Month | Adjusted Scheduled Activity (UOA) | | |
|-----------|-----------------------------------|-------|------|
| | 2018 | 2019 | 2020 |
| April | 0 | 0 | 0 |
| May | 1 | 21 | 0 |
| June | 26 | 21 | 0 |
| July | 174 | 84 | 462 |
| August | 195 | 126 | 672 |
| September | 258 | 170 | 987 |
| October | 363 | 430 | |
| November | 805 | 829 | |
| December | 1,124 | 1,039 | |
| January | 1,208 | 1,354 | |
| February | 2,134 | 1,566 | |
| March | 2,260 | 1,608 | |
| April | 2,681 | 2,672 | |
| May | 3,168 | 2,672 | |
| June | 3,189 | 2,777 | |

QUANTITY METRICS (rolling 12 month period)

| | Contract Quantity | Contract Base Number | Contract * | Area Team | Region | England |
|----------------------------------------------------------------------------------|-------------------|----------------------|------------|-----------|--------|---------|
| % of all assessments that were assess and fit appliances (case starts) | 178 | 200 | 89.0% | 53.9% | 55.8% | 57.9% |
| % of all assessments that were assess and refuse | 1 | 200 | 0.5% | 12.4% | 12.8% | 12.4% |
| % of all assessments that were assess and review | 21 | 200 | 10.5% | 33.7% | 31.4% | 29.7% |
| % of case starts with a reported IOTN of 3 and Aesthetic Component of 5 or below | 0 | 178 | N/A | 0.1% | 0.1% | 0.1% |
| % of case starts with a reported IOTN of 3 and Aesthetic Component of 6 or above | 3 | 178 | 1.7% | 2.7% | 3.0% | 4.0% |
| % of case starts with a reported IOTN of 4 | 140 | 178 | 78.7% | 77.7% | 78.1% | 78.0% |
| % of case starts with a reported IOTN of 5 | 35 | 178 | 19.7% | 18.8% | 17.0% | 16.6 % |
| % of concluded courses in receipt of dual-arch fixed appliances | 72 | 97 | 74.2% | 74.7% | 73.2% | 74.0% |
| % of concluded courses where treatment was abandoned or discontinued | 16 | 97 | 16.5% | 8.4% | 7.5% | 8.5% |
| % of patients satisfied with the treatment they have received | 0 | 0 | N/A | 100.0% | 97.5% | 95.5% |

* Figures in italics indicate that the base number is less than 100.

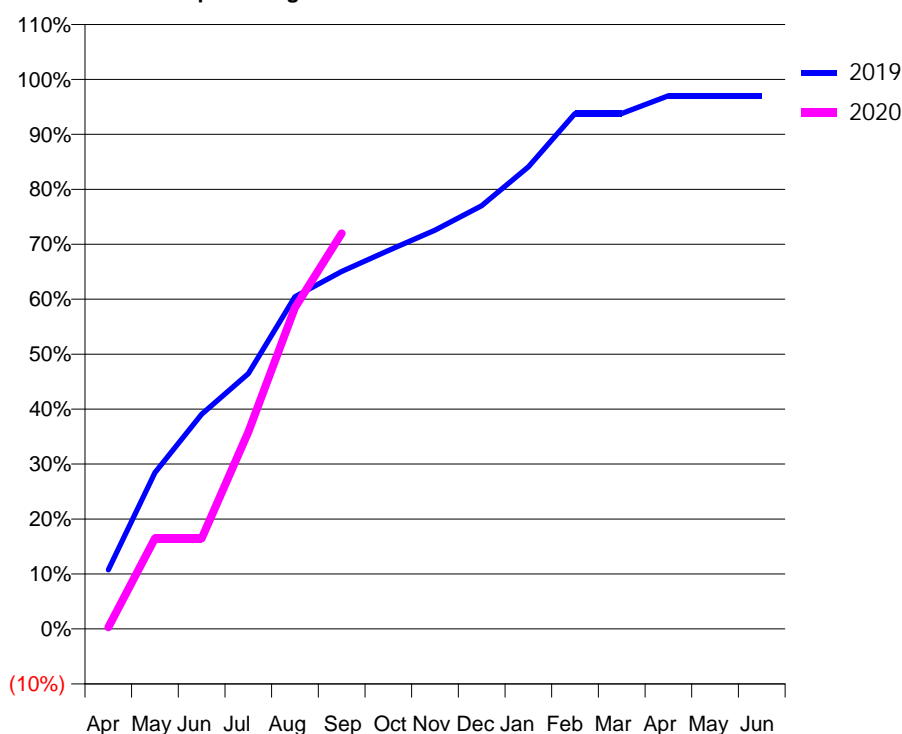
Q66 - Vital Signs Orthodontic At a Glance Contract Report for 116106/0001 - September 2019

| | | | |
|----------------------|-------------------------|---------------------------------------------|------------|
| Name or company name | Ward Dental Ltd | 19/20 Contracted general activity (UDA) | 1,378 |
| Contract type name | GDS Contract | Carry forward general activity (UDA) | 0 |
| Purpose of contract | General and Orthodontic | 19/20 Contracted orthodontic activity (UOA) | 650 |
| Contract start date | 01/06/2007 | Carry forward orthodontic activity (UOA) | 19 |
| Contract end date | | Baseline contract value | £82,524.67 |

| ACCESS | Contract | England and Wales |
|----------------------------------------------|----------|-------------------|
| 24 month ratio of assessments to patient IDs | 1.17 | 1.07 |

| ACTIVITY | Contract |
|-------------------------------------------------------------------------------------------|----------|
| Contract assess and fit appliances (case starts) as a percentage of Area Team case starts | 0.7 % |

Cumulative percentage of contracted UOA delivered 2019 & 2020



| Month | Adjusted Scheduled Activity (UOA) | | |
|-----------|-----------------------------------|------|------|
| | 2018 | 2019 | 2020 |
| April | 52 | 70 | 2 |
| May | 104 | 185 | 107 |
| June | 191 | 254 | 107 |
| July | 217 | 302 | 233 |
| August | 243 | 393 | 380 |
| September | 267 | 423 | 468 |
| October | 449 | 448 | |
| November | 520 | 472 | |
| December | 584 | 501 | |
| January | 585 | 547 | |
| February | 627 | 610 | |
| March | 649 | 610 | |
| April | 650 | 631 | |
| May | 650 | 631 | |
| June | 650 | 631 | |

QUANTITY METRICS (rolling 12 month period)

| | Contract Quantity | Contract Base Number | Contract * | Area Team | Region | England |
|----------------------------------------------------------------------------------|-------------------|----------------------|------------|-----------|--------|---------|
| % of all assessments that were assess and fit appliances (case starts) | 32 | 53 | 60.4% | 53.9% | 55.8% | 57.9% |
| % of all assessments that were assess and refuse | 4 | 53 | 7.5% | 12.4% | 12.8% | 12.4% |
| % of all assessments that were assess and review | 17 | 53 | 32.1% | 33.7% | 31.4% | 29.7% |
| % of case starts with a reported IOTN of 3 and Aesthetic Component of 5 or below | 0 | 32 | N/A | 0.1% | 0.1% | 0.1% |
| % of case starts with a reported IOTN of 3 and Aesthetic Component of 6 or above | 2 | 32 | 6.3% | 2.7% | 3.0% | 4.0% |
| % of case starts with a reported IOTN of 4 | 24 | 32 | 75.0% | 77.7% | 78.1% | 78.0% |
| % of case starts with a reported IOTN of 5 | 6 | 32 | 18.8% | 18.8% | 17.0% | 16.6 % |
| % of concluded courses in receipt of dual-arch fixed appliances | 18 | 23 | 78.3% | 74.7% | 73.2% | 74.0% |
| % of concluded courses where treatment was abandoned or discontinued | 1 | 23 | 4.3% | 8.4% | 7.5% | 8.5% |
| % of patients satisfied with the treatment they have received | 0 | 0 | N/A | 100.0% | 97.5% | 95.5% |

* Figures in italics indicate that the base number is less than 100.

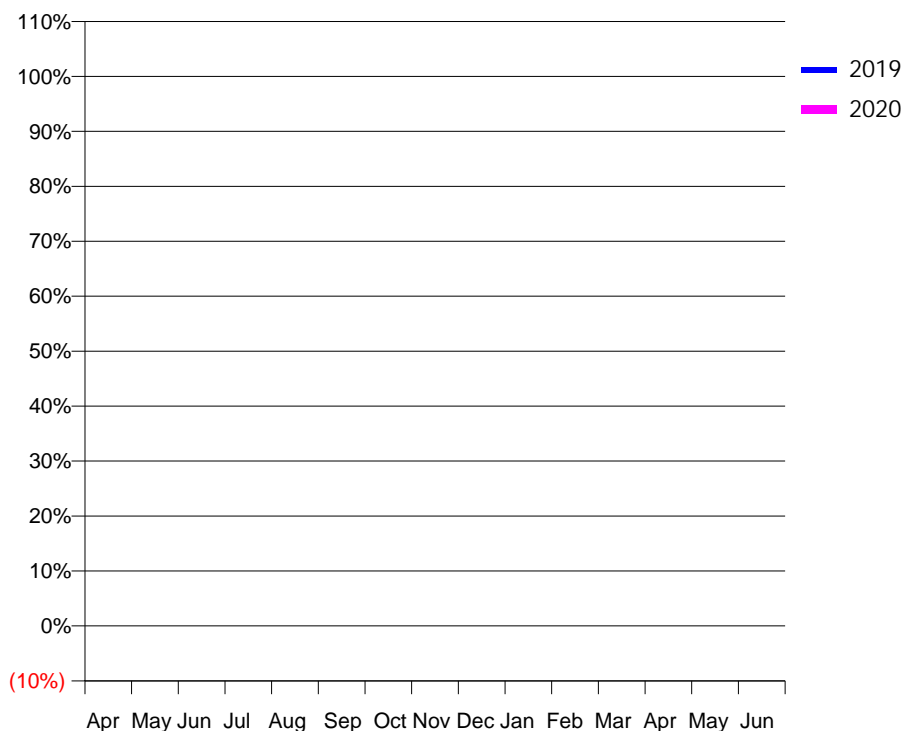
Q66 - Vital Signs Orthodontic At a Glance Contract Report for 136212/0001 - September 2019

| | | | |
|----------------------|----------------|---------------------------------------------|---------------|
| Name or company name | PCH Dental CIC | 19/20 Contracted general activity (UDA) | 46,000 |
| Contract type name | PDS Contract | Carry forward general activity (UDA) | 0 |
| Purpose of contract | General | 19/20 Contracted orthodontic activity (UOA) | 0 |
| Contract start date | 01/04/2013 | Carry forward orthodontic activity (UOA) | 0 |
| Contract end date | 31/03/2021 | Baseline contract value | £6,797,515.88 |

| ACCESS | Contract | England and Wales |
|----------------------------------------------|----------|-------------------|
| 24 month ratio of assessments to patient IDs | 1.01 | 1.07 |

| ACTIVITY | Contract |
|-------------------------------------------------------------------------------------------|----------|
| Contract assess and fit appliances (case starts) as a percentage of Area Team case starts | 4.0 % |

Cumulative percentage of contracted UOA delivered 2019 & 2020



| Month | Adjusted Scheduled Activity (UOA) | | |
|-----------|-----------------------------------|-------|-------|
| | 2018 | 2019 | 2020 |
| April | 342 | 45 | 7 |
| May | 864 | 213 | 155 |
| June | 1,070 | 403 | 197 |
| July | 1,529 | 828 | 365 |
| August | 2,147 | 1,209 | 512 |
| September | 2,682 | 1,672 | 1,079 |
| October | 3,105 | 2,493 | |
| November | 3,603 | 2,893 | |
| December | 4,056 | 3,292 | |
| January | 4,422 | 3,635 | |
| February | 4,422 | 4,184 | |
| March | 4,422 | 4,394 | |
| April | 4,485 | 4,563 | |
| May | 4,507 | 4,563 | |
| June | 4,509 | 4,563 | |

QUANTITY METRICS (rolling 12 month period)

| | Contract Quantity | Contract Base Number | Contract * | Area Team | Region | England |
|----------------------------------------------------------------------------------|-------------------|----------------------|------------|-----------|--------|---------|
| % of all assessments that were assess and fit appliances (case starts) | 189 | 206 | 91.7% | 53.9% | 55.8% | 57.9% |
| % of all assessments that were assess and refuse | 10 | 206 | 4.9% | 12.4% | 12.8% | 12.4% |
| % of all assessments that were assess and review | 7 | 206 | 3.4% | 33.7% | 31.4% | 29.7% |
| % of case starts with a reported IOTN of 3 and Aesthetic Component of 5 or below | 0 | 189 | N/A | 0.1% | 0.1% | 0.1% |
| % of case starts with a reported IOTN of 3 and Aesthetic Component of 6 or above | 10 | 189 | 5.3% | 2.7% | 3.0% | 4.0% |
| % of case starts with a reported IOTN of 4 | 167 | 189 | 88.4% | 77.7% | 78.1% | 78.0% |
| % of case starts with a reported IOTN of 5 | 11 | 189 | 5.8% | 18.8% | 17.0% | 16.6 % |
| % of concluded courses in receipt of dual-arch fixed appliances | 3 | 100 | 3.0% | 74.7% | 73.2% | 74.0% |
| % of concluded courses where treatment was abandoned or discontinued | 3 | 100 | 3.0% | 8.4% | 7.5% | 8.5% |
| % of patients satisfied with the treatment they have received | 0 | 0 | N/A | 100.0% | 97.5% | 95.5% |

* Figures in italics indicate that the base number is less than 100.

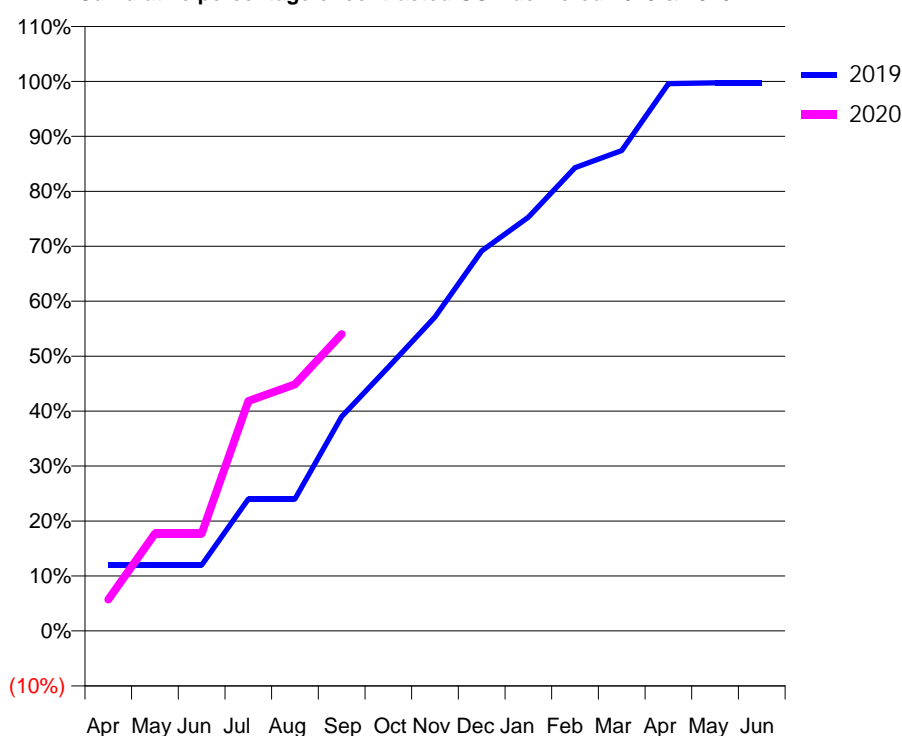
Q66 - Vital Signs Orthodontic At a Glance Contract Report for 141461/0001 - September 2019

| | | | |
|----------------------|-------------------------------------|---------------------------------------------|-------------|
| Name or company name | Queen Annes Dental Practice Limited | 19/20 Contracted general activity (UDA) | 14,575 |
| Contract type name | GDS Contract | Carry forward general activity (UDA) | 0 |
| Purpose of contract | General and Orthodontic | 19/20 Contracted orthodontic activity (UOA) | 700 |
| Contract start date | 01/10/2007 | Carry forward orthodontic activity (UOA) | 2 |
| Contract end date | | Baseline contract value | £452,705.84 |

| ACCESS | Contract | England and Wales |
|----------------------------------------------|----------|-------------------|
| 24 month ratio of assessments to patient IDs | 1.00 | 1.07 |

| ACTIVITY | Contract |
|-------------------------------------------------------------------------------------------|----------|
| Contract assess and fit appliances (case starts) as a percentage of Area Team case starts | 0.8 % |

Cumulative percentage of contracted UOA delivered 2019 & 2020



| Month | Adjusted Scheduled Activity (UOA) | | |
|-----------|-----------------------------------|------|------|
| | 2018 | 2019 | 2020 |
| April | 22 | 84 | 40 |
| May | 64 | 84 | 124 |
| June | 108 | 84 | 124 |
| July | 194 | 168 | 293 |
| August | 281 | 168 | 314 |
| September | 324 | 273 | 378 |
| October | 346 | 336 | |
| November | 409 | 400 | |
| December | 472 | 484 | |
| January | 472 | 527 | |
| February | 493 | 590 | |
| March | 662 | 612 | |
| April | 745 | 697 | |
| May | 766 | 698 | |
| June | 766 | 698 | |

QUANTITY METRICS (rolling 12 month period)

| | Contract Quantity | Contract Base Number | Contract * | Area Team | Region | England |
|----------------------------------------------------------------------------------|-------------------|----------------------|------------|-----------|--------|---------|
| % of all assessments that were assess and fit appliances (case starts) | 39 | 47 | 83.0% | 53.9% | 55.8% | 57.9% |
| % of all assessments that were assess and refuse | 6 | 47 | 12.8% | 12.4% | 12.8% | 12.4% |
| % of all assessments that were assess and review | 2 | 47 | 4.3% | 33.7% | 31.4% | 29.7% |
| % of case starts with a reported IOTN of 3 and Aesthetic Component of 5 or below | 0 | 39 | <i>N/A</i> | 0.1% | 0.1% | 0.1% |
| % of case starts with a reported IOTN of 3 and Aesthetic Component of 6 or above | 3 | 39 | 7.7% | 2.7% | 3.0% | 4.0% |
| % of case starts with a reported IOTN of 4 | 34 | 39 | 87.2% | 77.7% | 78.1% | 78.0% |
| % of case starts with a reported IOTN of 5 | 2 | 39 | 5.1% | 18.8% | 17.0% | 16.6 % |
| % of concluded courses in receipt of dual-arch fixed appliances | 1 | 1 | 100.0% | 74.7% | 73.2% | 74.0% |
| % of concluded courses where treatment was abandoned or discontinued | 0 | 1 | 0.0% | 8.4% | 7.5% | 8.5% |
| % of patients satisfied with the treatment they have received | 0 | 0 | <i>N/A</i> | 100.0% | 97.5% | 95.5% |

* Figures in italics indicate that the base number is less than 100.

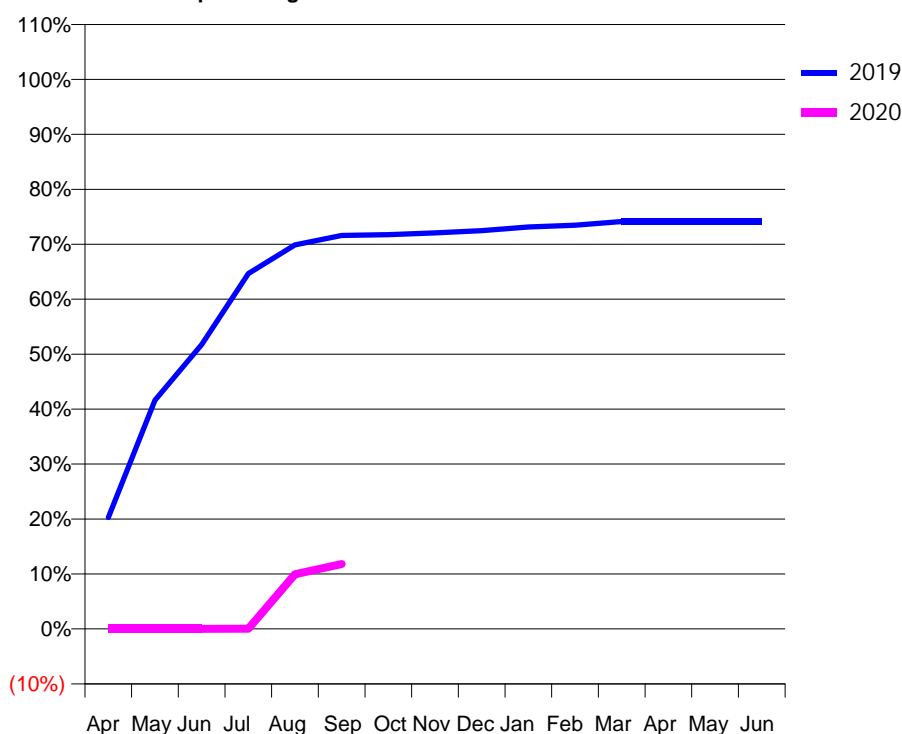
Q66 - Vital Signs Orthodontic At a Glance Contract Report for 175064/0002 - September 2019

| | | | |
|----------------------|---------------------------|---------------------------------------------|-------------|
| Name or company name | Milehouse Dental Care Ltd | 19/20 Contracted general activity (UDA) | 0 |
| Contract type name | GDS Contract | Carry forward general activity (UDA) | 0 |
| Purpose of contract | Orthodontic | 19/20 Contracted orthodontic activity (UOA) | 1,500 |
| Contract start date | 01/09/2012 | Carry forward orthodontic activity (UOA) | 0 |
| Contract end date | | Baseline contract value | £100,676.26 |

| ACCESS | Contract | England and Wales |
|----------------------------------------------|----------|-------------------|
| 24 month ratio of assessments to patient IDs | 1.08 | 1.07 |

| ACTIVITY | Contract |
|-------------------------------------------------------------------------------------------|----------|
| Contract assess and fit appliances (case starts) as a percentage of Area Team case starts | 0.2 % |

Cumulative percentage of contracted UOA delivered 2019 & 2020



| Month | Adjusted Scheduled Activity (UOA) | | |
|-----------|-----------------------------------|-------|------|
| | 2018 | 2019 | 2020 |
| April | 32 | 304 | 0 |
| May | 166 | 624 | 0 |
| June | 256 | 776 | 0 |
| July | 335 | 970 | 1 |
| August | 515 | 1,048 | 149 |
| September | 689 | 1,074 | 177 |
| October | 779 | 1,076 | |
| November | 924 | 1,081 | |
| December | 1,024 | 1,087 | |
| January | 1,118 | 1,097 | |
| February | 1,368 | 1,102 | |
| March | 1,523 | 1,112 | |
| April | 1,527 | 1,112 | |
| May | 1,527 | 1,112 | |
| June | 1,527 | 1,112 | |

QUANTITY METRICS (rolling 12 month period)

| | Contract Quantity | Contract Base Number | Contract * | Area Team | Region | England |
|----------------------------------------------------------------------------------|-------------------|----------------------|------------|-----------|--------|---------|
| % of all assessments that were assess and fit appliances (case starts) | 8 | 55 | 14.5% | 53.9% | 55.8% | 57.9% |
| % of all assessments that were assess and refuse | 7 | 55 | 12.7% | 12.4% | 12.8% | 12.4% |
| % of all assessments that were assess and review | 40 | 55 | 72.7% | 33.7% | 31.4% | 29.7% |
| % of case starts with a reported IOTN of 3 and Aesthetic Component of 5 or below | 0 | 8 | N/A | 0.1% | 0.1% | 0.1% |
| % of case starts with a reported IOTN of 3 and Aesthetic Component of 6 or above | 0 | 8 | N/A | 2.7% | 3.0% | 4.0% |
| % of case starts with a reported IOTN of 4 | 7 | 8 | 87.5% | 77.7% | 78.1% | 78.0% |
| % of case starts with a reported IOTN of 5 | 1 | 8 | 12.5% | 18.8% | 17.0% | 16.6 % |
| % of concluded courses in receipt of dual-arch fixed appliances | 0 | 162 | N/A | 74.7% | 73.2% | 74.0% |
| % of concluded courses where treatment was abandoned or discontinued | 23 | 162 | 14.2% | 8.4% | 7.5% | 8.5% |
| % of patients satisfied with the treatment they have received | 0 | 0 | N/A | 100.0% | 97.5% | 95.5% |

* Figures in italics indicate that the base number is less than 100.

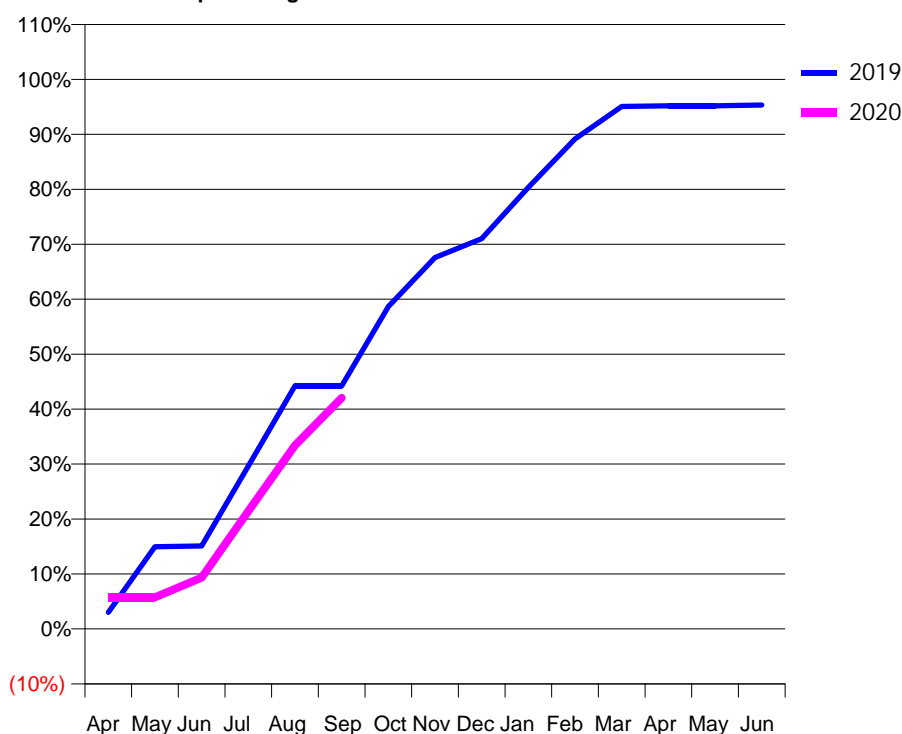
Q66 - Vital Signs Orthodontic At a Glance Contract Report for 177091/0002 - September 2019

| | | | |
|----------------------|--------------------------|---------------------------------------------|------------|
| Name or company name | Highland Dental Care Ltd | 19/20 Contracted general activity (UDA) | 0 |
| Contract type name | GDS Contract | Carry forward general activity (UDA) | 0 |
| Purpose of contract | Orthodontic | 19/20 Contracted orthodontic activity (UOA) | 728 |
| Contract start date | 01/08/2007 | Carry forward orthodontic activity (UOA) | 0 |
| Contract end date | | Baseline contract value | £48,861.55 |

| ACCESS | Contract | England and Wales |
|----------------------------------------------|----------|-------------------|
| 24 month ratio of assessments to patient IDs | 1.06 | 1.07 |

| ACTIVITY | Contract |
|-------------------------------------------------------------------------------------------|----------|
| Contract assess and fit appliances (case starts) as a percentage of Area Team case starts | 0.7 % |

Cumulative percentage of contracted UOA delivered 2019 & 2020



| Month | Adjusted Scheduled Activity (UOA) | | |
|-----------|-----------------------------------|------|------|
| | 2018 | 2019 | 2020 |
| April | 1 | 22 | 42 |
| May | 134 | 109 | 42 |
| June | 180 | 110 | 68 |
| July | 308 | 216 | 156 |
| August | 309 | 322 | 243 |
| September | 353 | 322 | 306 |
| October | 458 | 427 | |
| November | 460 | 492 | |
| December | 565 | 517 | |
| January | 629 | 585 | |
| February | 651 | 649 | |
| March | 714 | 692 | |
| April | 735 | 693 | |
| May | 735 | 693 | |
| June | 736 | 694 | |

QUANTITY METRICS (rolling 12 month period)

| | Contract Quantity | Contract Base Number | Contract * | Area Team | Region | England |
|----------------------------------------------------------------------------------|-------------------|----------------------|------------|-----------|--------|---------|
| % of all assessments that were assess and fit appliances (case starts) | 35 | 56 | 62.5% | 53.9% | 55.8% | 57.9% |
| % of all assessments that were assess and refuse | 13 | 56 | 23.2% | 12.4% | 12.8% | 12.4% |
| % of all assessments that were assess and review | 8 | 56 | 14.3% | 33.7% | 31.4% | 29.7% |
| % of case starts with a reported IOTN of 3 and Aesthetic Component of 5 or below | 0 | 35 | <i>N/A</i> | 0.1% | 0.1% | 0.1% |
| % of case starts with a reported IOTN of 3 and Aesthetic Component of 6 or above | 0 | 35 | <i>N/A</i> | 2.7% | 3.0% | 4.0% |
| % of case starts with a reported IOTN of 4 | 24 | 35 | 68.6% | 77.7% | 78.1% | 78.0% |
| % of case starts with a reported IOTN of 5 | 10 | 35 | 28.6% | 18.8% | 17.0% | 16.6% |
| % of concluded courses in receipt of dual-arch fixed appliances | 5 | 18 | 27.8% | 74.7% | 73.2% | 74.0% |
| % of concluded courses where treatment was abandoned or discontinued | 4 | 18 | 22.2% | 8.4% | 7.5% | 8.5% |
| % of patients satisfied with the treatment they have received | 0 | 0 | <i>N/A</i> | 100.0% | 97.5% | 95.5% |

* Figures in italics indicate that the base number is less than 100.

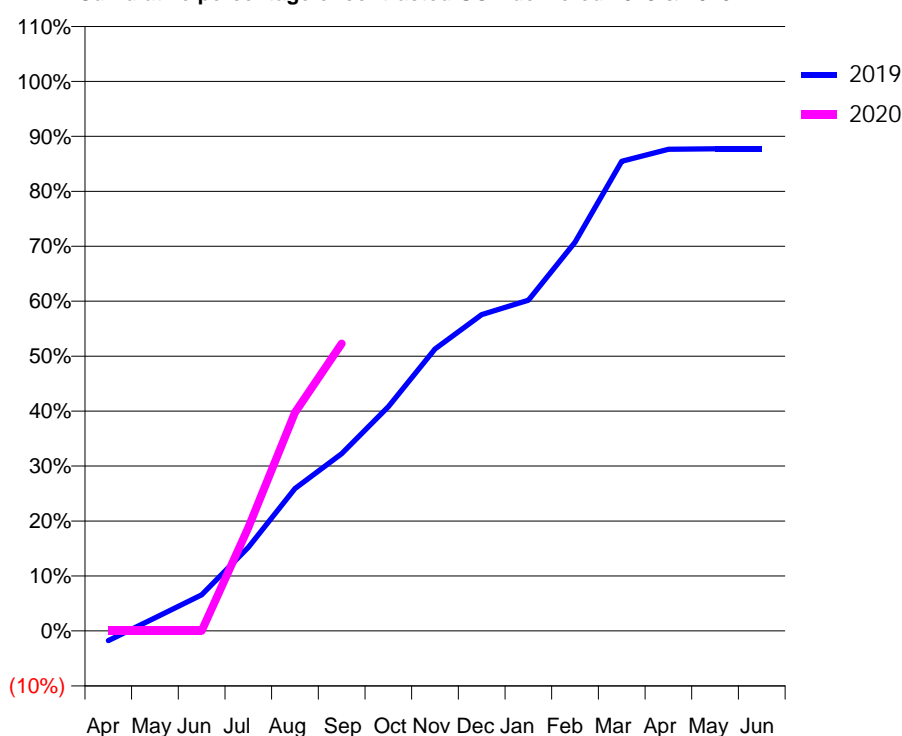
Q66 - Vital Signs Orthodontic At a Glance Contract Report for 229342/0001 - September 2019

| | | | |
|----------------------|-------------------------|---------------------------------------------|-------------|
| Name or company name | MR IJ MILLS | 19/20 Contracted general activity (UDA) | 17,382 |
| Contract type name | GDS Contract | Carry forward general activity (UDA) | 0 |
| Purpose of contract | General and Orthodontic | 19/20 Contracted orthodontic activity (UOA) | 1,004 |
| Contract start date | 01/04/2006 | Carry forward orthodontic activity (UOA) | 0 |
| Contract end date | | Baseline contract value | £808,775.49 |

| ACCESS | Contract | England and Wales |
|----------------------------------------------|----------|-------------------|
| 24 month ratio of assessments to patient IDs | 1.07 | 1.07 |

| ACTIVITY | Contract |
|-------------------------------------------------------------------------------------------|----------|
| Contract assess and fit appliances (case starts) as a percentage of Area Team case starts | 1.2 % |

Cumulative percentage of contracted UOA delivered 2019 & 2020



| Month | Adjusted Scheduled Activity (UOA) | | |
|-----------|-----------------------------------|------|------|
| | 2018 | 2019 | 2020 |
| April | 38 | -18 | 0 |
| May | 169 | 24 | 0 |
| June | 255 | 66 | 0 |
| July | 276 | 153 | 189 |
| August | 405 | 260 | 399 |
| September | 471 | 324 | 525 |
| October | 513 | 410 | |
| November | 535 | 515 | |
| December | 535 | 578 | |
| January | 535 | 604 | |
| February | 796 | 710 | |
| March | 986 | 858 | |
| April | 986 | 880 | |
| May | 986 | 881 | |
| June | 986 | 881 | |

QUANTITY METRICS (rolling 12 month period)

| | Contract Quantity | Contract Base Number | Contract * | Area Team | Region | England |
|----------------------------------------------------------------------------------|-------------------|----------------------|------------|-----------|--------|---------|
| % of all assessments that were assess and fit appliances (case starts) | 55 | 67 | 82.1% | 53.9% | 55.8% | 57.9% |
| % of all assessments that were assess and refuse | 2 | 67 | 3.0% | 12.4% | 12.8% | 12.4% |
| % of all assessments that were assess and review | 10 | 67 | 14.9% | 33.7% | 31.4% | 29.7% |
| % of case starts with a reported IOTN of 3 and Aesthetic Component of 5 or below | 0 | 55 | N/A | 0.1% | 0.1% | 0.1% |
| % of case starts with a reported IOTN of 3 and Aesthetic Component of 6 or above | 1 | 55 | 1.8% | 2.7% | 3.0% | 4.0% |
| % of case starts with a reported IOTN of 4 | 43 | 55 | 78.2% | 77.7% | 78.1% | 78.0% |
| % of case starts with a reported IOTN of 5 | 10 | 55 | 18.2% | 18.8% | 17.0% | 16.6 % |
| % of concluded courses in receipt of dual-arch fixed appliances | 0 | 0 | N/A | 74.7% | 73.2% | 74.0% |
| % of concluded courses where treatment was abandoned or discontinued | 0 | 0 | N/A | 8.4% | 7.5% | 8.5% |
| % of patients satisfied with the treatment they have received | 0 | 0 | N/A | 100.0% | 97.5% | 95.5% |

* Figures in italics indicate that the base number is less than 100.

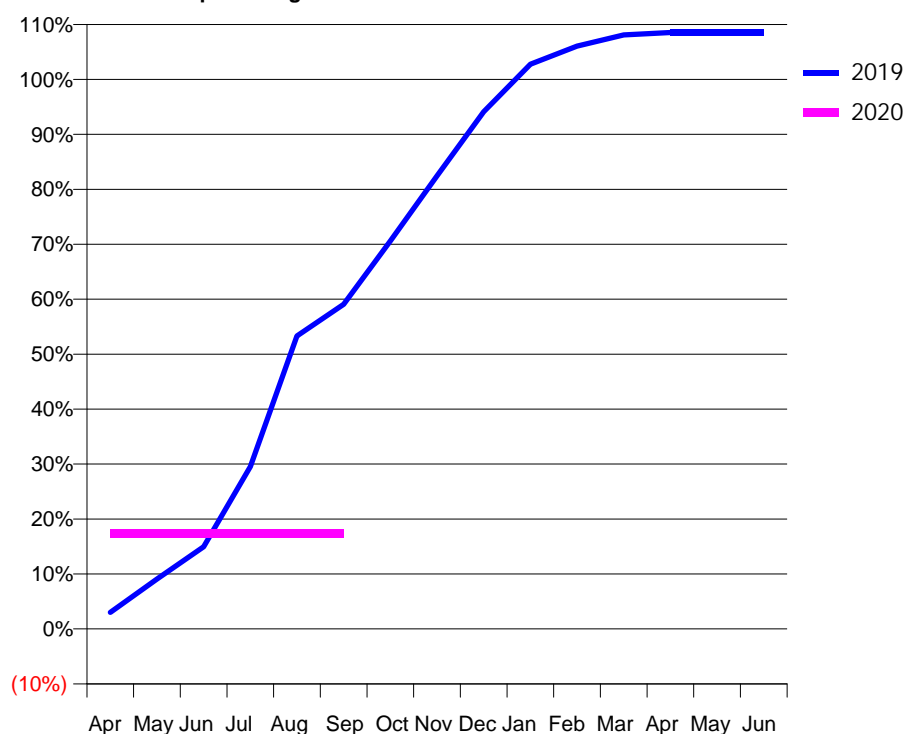
Q66 - Vital Signs Orthodontic At a Glance Contract Report for 324205/0001 - September 2019

| | | | |
|----------------------|-------------------------|---------------------------------------------|------------|
| Name or company name | MR DK BURGESS | 19/20 Contracted general activity (UDA) | 2,137 |
| Contract type name | GDS Contract | Carry forward general activity (UDA) | 0 |
| Purpose of contract | General and Orthodontic | 19/20 Contracted orthodontic activity (UOA) | 121 |
| Contract start date | 01/04/2006 | Carry forward orthodontic activity (UOA) | 0 |
| Contract end date | | Baseline contract value | £61,198.19 |

| ACCESS | Contract | England and Wales |
|----------------------------------------------|----------|-------------------|
| 24 month ratio of assessments to patient IDs | 1.01 | 1.07 |

| ACTIVITY | Contract |
|-------------------------------------------------------------------------------------------|----------|
| Contract assess and fit appliances (case starts) as a percentage of Area Team case starts | 0.4 % |

Cumulative percentage of contracted UOA delivered 2019 & 2020



| Month | Adjusted Scheduled Activity (UOA) | | |
|-----------|-----------------------------------|------|------|
| | 2018 | 2019 | 2020 |
| April | 40 | 22 | 21 |
| May | 230 | 66 | 21 |
| June | 273 | 109 | 21 |
| July | 338 | 215 | 21 |
| August | 466 | 388 | 21 |
| September | 594 | 430 | 21 |
| October | 597 | 514 | |
| November | 641 | 600 | |
| December | 641 | 685 | |
| January | 688 | 748 | |
| February | 692 | 772 | |
| March | 737 | 787 | |
| April | 740 | 790 | |
| May | 740 | 790 | |
| June | 741 | 790 | |

QUANTITY METRICS (rolling 12 month period)

| | Contract Quantity | Contract Base Number | Contract * | Area Team | Region | England |
|----------------------------------------------------------------------------------|-------------------|----------------------|------------|-----------|--------|---------|
| % of all assessments that were assess and fit appliances (case starts) | 17 | 49 | 34.7% | 53.9% | 55.8% | 57.9% |
| % of all assessments that were assess and refuse | 26 | 49 | 53.1% | 12.4% | 12.8% | 12.4% |
| % of all assessments that were assess and review | 6 | 49 | 12.2% | 33.7% | 31.4% | 29.7% |
| % of case starts with a reported IOTN of 3 and Aesthetic Component of 5 or below | 0 | 17 | <i>N/A</i> | 0.1% | 0.1% | 0.1% |
| % of case starts with a reported IOTN of 3 and Aesthetic Component of 6 or above | 2 | 17 | 11.8% | 2.7% | 3.0% | 4.0% |
| % of case starts with a reported IOTN of 4 | 11 | 17 | 64.7% | 77.7% | 78.1% | 78.0% |
| % of case starts with a reported IOTN of 5 | 4 | 17 | 23.5% | 18.8% | 17.0% | 16.6% |
| % of concluded courses in receipt of dual-arch fixed appliances | 17 | 42 | 40.5% | 74.7% | 73.2% | 74.0% |
| % of concluded courses where treatment was abandoned or discontinued | 0 | 42 | 0.0% | 8.4% | 7.5% | 8.5% |
| % of patients satisfied with the treatment they have received | 0 | 0 | <i>N/A</i> | 100.0% | 97.5% | 95.5% |

* Figures in italics indicate that the base number is less than 100.

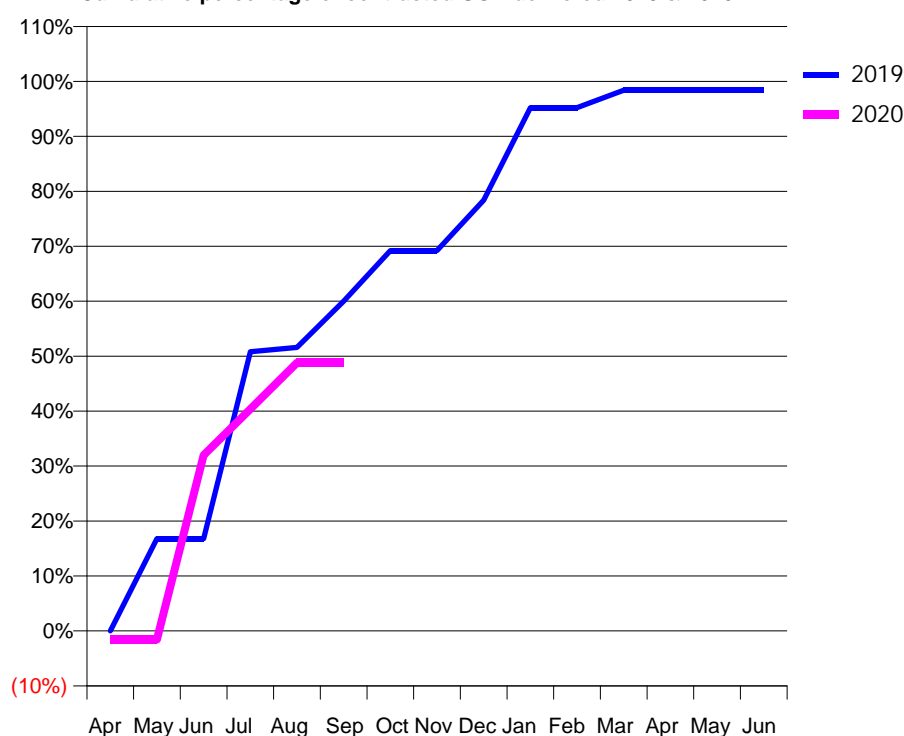
Q66 - Vital Signs Orthodontic At a Glance Contract Report for 738964/0001 - September 2019

| | | | |
|----------------------|-------------------------|---------------------------------------------|------------|
| Name or company name | MR PA BALDWIN | 19/20 Contracted general activity (UDA) | 1,815 |
| Contract type name | GDS Contract | Carry forward general activity (UDA) | 0 |
| Purpose of contract | General and Orthodontic | 19/20 Contracted orthodontic activity (UOA) | 250 |
| Contract start date | 01/06/2014 | Carry forward orthodontic activity (UOA) | 4 |
| Contract end date | | Baseline contract value | £63,602.88 |

| ACCESS | Contract | England and Wales |
|----------------------------------------------|----------|-------------------|
| 24 month ratio of assessments to patient IDs | 1.00 | 1.07 |

| ACTIVITY | Contract |
|-------------------------------------------------------------------------------------------|----------|
| Contract assess and fit appliances (case starts) as a percentage of Area Team case starts | 0.2 % |

Cumulative percentage of contracted UOA delivered 2019 & 2020



| Month | Adjusted Scheduled Activity (UOA) | | |
|-----------|-----------------------------------|------|------|
| | 2018 | 2019 | 2020 |
| April | 0 | 0 | -4 |
| May | 48 | 42 | -4 |
| June | 75 | 42 | 80 |
| July | 97 | 127 | 101 |
| August | 119 | 129 | 122 |
| September | 161 | 150 | 122 |
| October | 165 | 173 | |
| November | 208 | 173 | |
| December | 208 | 196 | |
| January | 230 | 238 | |
| February | 230 | 238 | |
| March | 251 | 246 | |
| April | 251 | 246 | |
| May | 251 | 246 | |
| June | 251 | 246 | |

QUANTITY METRICS (rolling 12 month period)

| | Contract Quantity | Contract Base Number | Contract * | Area Team | Region | England |
|----------------------------------------------------------------------------------|-------------------|----------------------|------------|-----------|--------|---------|
| % of all assessments that were assess and fit appliances (case starts) | 11 | 19 | 57.9% | 53.9% | 55.8% | 57.9% |
| % of all assessments that were assess and refuse | 3 | 19 | 15.8% | 12.4% | 12.8% | 12.4% |
| % of all assessments that were assess and review | 5 | 19 | 26.3% | 33.7% | 31.4% | 29.7% |
| % of case starts with a reported IOTN of 3 and Aesthetic Component of 5 or below | 0 | 11 | N/A | 0.1% | 0.1% | 0.1% |
| % of case starts with a reported IOTN of 3 and Aesthetic Component of 6 or above | 0 | 11 | N/A | 2.7% | 3.0% | 4.0% |
| % of case starts with a reported IOTN of 4 | 8 | 11 | 72.7% | 77.7% | 78.1% | 78.0% |
| % of case starts with a reported IOTN of 5 | 3 | 11 | 27.3% | 18.8% | 17.0% | 16.6 % |
| % of concluded courses in receipt of dual-arch fixed appliances | 3 | 8 | 37.5% | 74.7% | 73.2% | 74.0% |
| % of concluded courses where treatment was abandoned or discontinued | 1 | 8 | 12.5% | 8.4% | 7.5% | 8.5% |
| % of patients satisfied with the treatment they have received | 0 | 0 | N/A | 100.0% | 97.5% | 95.5% |

* Figures in italics indicate that the base number is less than 100.

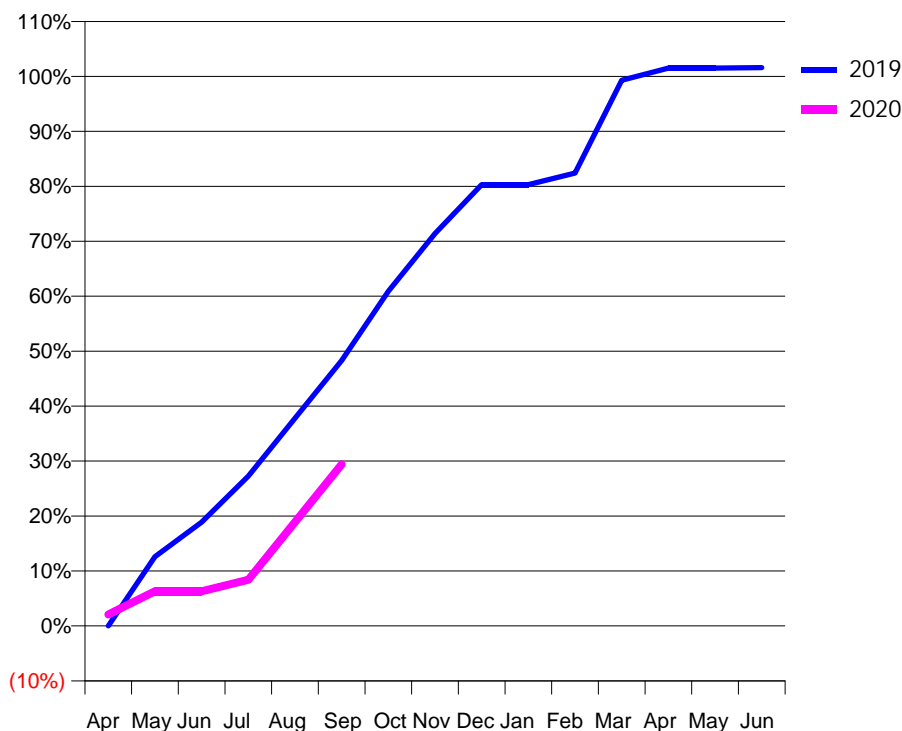
Q66 - Vital Signs Orthodontic At a Glance Contract Report for 762520/0001 - September 2019

| | | | |
|----------------------|-----------------------------|---------------------------------------------|---------------|
| Name or company name | Castle View Dental Practice | 19/20 Contracted general activity (UDA) | 31,724 |
| Contract type name | Pilot Contract | Carry forward general activity (UDA) | 0 |
| Purpose of contract | General and Orthodontic | 19/20 Contracted orthodontic activity (UOA) | 1,000 |
| Contract start date | 01/09/2013 | Carry forward orthodontic activity (UOA) | 0 |
| Contract end date | | Baseline contract value | £1,065,834.74 |

| ACCESS | Contract | England and Wales |
|----------------------------------------------|----------|-------------------|
| 24 month ratio of assessments to patient IDs | 1.00 | 1.07 |

| ACTIVITY | Contract |
|-------------------------------------------------------------------------------------------|----------|
| Contract assess and fit appliances (case starts) as a percentage of Area Team case starts | 0.8 % |

Cumulative percentage of contracted UOA delivered 2019 & 2020



| Month | Adjusted Scheduled Activity (UOA) | | |
|-----------|-----------------------------------|-------|------|
| | 2018 | 2019 | 2020 |
| April | 0 | 0 | 21 |
| May | 0 | 126 | 63 |
| June | 63 | 189 | 63 |
| July | 189 | 273 | 84 |
| August | 252 | 378 | 189 |
| September | 336 | 483 | 294 |
| October | 506 | 609 | |
| November | 661 | 714 | |
| December | 835 | 803 | |
| January | 835 | 803 | |
| February | 944 | 824 | |
| March | 1,007 | 993 | |
| April | 1,007 | 1,015 | |
| May | 1,007 | 1,015 | |
| June | 1,007 | 1,016 | |

QUANTITY METRICS (rolling 12 month period)

| | Contract Quantity | Contract Base Number | Contract * | Area Team | Region | England |
|----------------------------------------------------------------------------------|-------------------|----------------------|------------|-----------|--------|---------|
| % of all assessments that were assess and fit appliances (case starts) | 40 | 44 | 90.9% | 53.9% | 55.8% | 57.9% |
| % of all assessments that were assess and refuse | 3 | 44 | 6.8% | 12.4% | 12.8% | 12.4% |
| % of all assessments that were assess and review | 1 | 44 | 2.3% | 33.7% | 31.4% | 29.7% |
| % of case starts with a reported IOTN of 3 and Aesthetic Component of 5 or below | 0 | 40 | N/A | 0.1% | 0.1% | 0.1% |
| % of case starts with a reported IOTN of 3 and Aesthetic Component of 6 or above | 1 | 40 | 2.5% | 2.7% | 3.0% | 4.0% |
| % of case starts with a reported IOTN of 4 | 33 | 40 | 82.5% | 77.7% | 78.1% | 78.0% |
| % of case starts with a reported IOTN of 5 | 6 | 40 | 15.0% | 18.8% | 17.0% | 16.6 % |
| % of concluded courses in receipt of dual-arch fixed appliances | 35 | 44 | 79.5% | 74.7% | 73.2% | 74.0% |
| % of concluded courses where treatment was abandoned or discontinued | 6 | 44 | 13.6% | 8.4% | 7.5% | 8.5% |
| % of patients satisfied with the treatment they have received | 0 | 0 | N/A | 100.0% | 97.5% | 95.5% |

* Figures in italics indicate that the base number is less than 100.

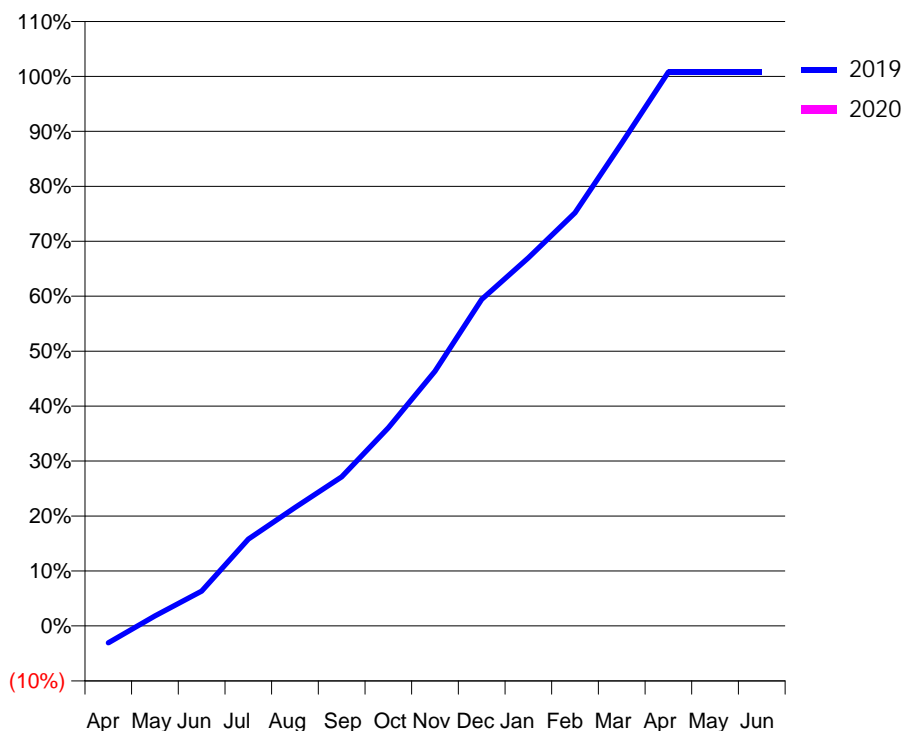
Q67 - Vital Signs Orthodontic At a Glance Contract Report for 100487/0000 - September 2019

| | | | |
|----------------------|-------------------------------|---------------------------------------------|-------------|
| Name or company name | Mid Kent Orthodontics Limited | 19/20 Contracted general activity (UDA) | 0 |
| Contract type name | PDS Contract | Carry forward general activity (UDA) | 0 |
| Purpose of contract | Orthodontic | 19/20 Contracted orthodontic activity (UOA) | 0 |
| Contract start date | 01/08/2017 | Carry forward orthodontic activity (UOA) | 0 |
| Contract end date | 31/03/2022 | Baseline contract value | £585,155.00 |

| ACCESS | Contract | England and Wales |
|----------------------------------------------|----------|-------------------|
| 24 month ratio of assessments to patient IDs | 1.05 | 1.07 |

| ACTIVITY | Contract |
|-------------------------------------------------------------------------------------------|----------|
| Contract assess and fit appliances (case starts) as a percentage of Area Team case starts | 7.8 % |

Cumulative percentage of contracted UOA delivered 2019 & 2020



| Month | Adjusted Scheduled Activity (UOA) | | |
|-----------|-----------------------------------|--------|------|
| | 2018 | 2019 | 2020 |
| April | 0 | -533 | 21 |
| May | 0 | 316 | 22 |
| June | 0 | 1,091 | 22 |
| July | 0 | 2,722 | 22 |
| August | 0 | 3,709 | 22 |
| September | 0 | 4,675 | 22 |
| October | 1,250 | 6,210 | |
| November | 2,772 | 7,983 | |
| December | 4,175 | 10,230 | |
| January | 5,286 | 11,533 | |
| February | 7,305 | 12,948 | |
| March | 9,191 | 15,124 | |
| April | 10,639 | 17,359 | |
| May | 10,681 | 17,359 | |
| June | 10,681 | 17,359 | |

QUANTITY METRICS (rolling 12 month period)

| | Contract Quantity | Contract Base Number | Contract * | Area Team | Region | England |
|----------------------------------------------------------------------------------|-------------------|----------------------|------------|-----------|--------|---------|
| % of all assessments that were assess and fit appliances (case starts) | 593 | 917 | 64.7% | 73.0% | 55.8% | 57.9% |
| % of all assessments that were assess and refuse | 36 | 917 | 3.9% | 7.8% | 12.8% | 12.4% |
| % of all assessments that were assess and review | 288 | 917 | 31.4% | 19.2% | 31.4% | 29.7% |
| % of case starts with a reported IOTN of 3 and Aesthetic Component of 5 or below | 0 | 593 | N/A | 0.0% | 0.1% | 0.1% |
| % of case starts with a reported IOTN of 3 and Aesthetic Component of 6 or above | 1 | 593 | 0.2% | 1.9% | 3.0% | 4.0% |
| % of case starts with a reported IOTN of 4 | 481 | 593 | 81.1% | 79.0% | 78.1% | 78.0% |
| % of case starts with a reported IOTN of 5 | 107 | 593 | 18.0% | 16.8% | 17.0% | 16.6 % |
| % of concluded courses in receipt of dual-arch fixed appliances | 589 | 644 | 91.5% | 64.6% | 73.2% | 74.0% |
| % of concluded courses where treatment was abandoned or discontinued | 40 | 644 | 6.2% | 10.5% | 7.5% | 8.5% |
| % of patients satisfied with the treatment they have received | 0 | 0 | N/A | 95.5% | 97.5% | 95.5% |

* Figures in italics indicate that the base number is less than 100.

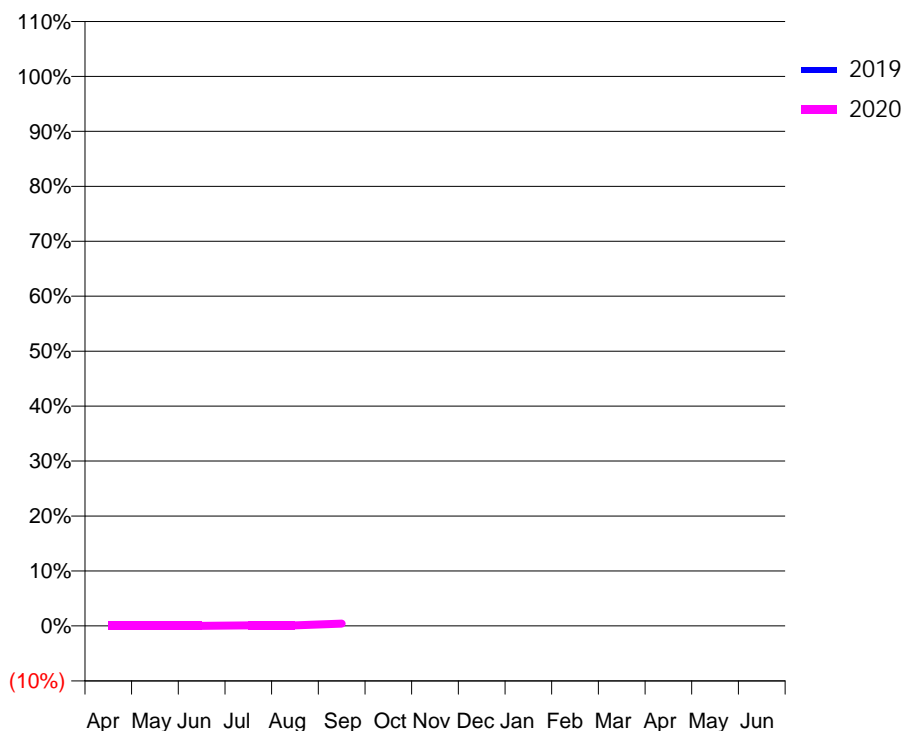
Q67 - Vital Signs Orthodontic At a Glance Contract Report for 100919/0000 - September 2019

| | | | |
|----------------------|----------------------|---------------------------------------------|-------------|
| Name or company name | Neo Orthodontics Ltd | 19/20 Contracted general activity (UDA) | 0 |
| Contract type name | PDS Contract | Carry forward general activity (UDA) | 0 |
| Purpose of contract | Orthodontic | 19/20 Contracted orthodontic activity (UOA) | 9,638 |
| Contract start date | 01/04/2019 | Carry forward orthodontic activity (UOA) | 0 |
| Contract end date | 31/03/2026 | Baseline contract value | £460,201.89 |

| ACCESS | Contract | England and Wales |
|----------------------------------------------|----------|-------------------|
| 24 month ratio of assessments to patient IDs | 1.00 | 1.07 |

| ACTIVITY | Contract |
|-------------------------------------------------------------------------------------------|----------|
| Contract assess and fit appliances (case starts) as a percentage of Area Team case starts | 0.0 % |

Cumulative percentage of contracted UOA delivered 2019 & 2020



| Month | Adjusted Scheduled Activity (UOA) | | |
|-----------|-----------------------------------|------|------|
| | 2018 | 2019 | 2020 |
| April | 0 | 0 | 0 |
| May | 0 | 0 | 0 |
| June | 0 | 0 | 0 |
| July | 0 | 0 | 11 |
| August | 0 | 0 | 11 |
| September | 0 | 0 | 40 |
| October | 0 | 0 | |
| November | 0 | 0 | |
| December | 0 | 0 | |
| January | 0 | 0 | |
| February | 0 | 0 | |
| March | 0 | 0 | |
| April | 0 | 0 | |
| May | 0 | 0 | |
| June | 0 | 0 | |

QUANTITY METRICS (rolling 12 month period)

| | Contract Quantity | Contract Base Number | Contract * | Area Team | Region | England |
|----------------------------------------------------------------------------------|-------------------|----------------------|------------|-----------|--------|---------|
| % of all assessments that were assess and fit appliances (case starts) | 1 | 20 | 5.0% | 73.0% | 55.8% | 57.9% |
| % of all assessments that were assess and refuse | 18 | 20 | 90.0% | 7.8% | 12.8% | 12.4% |
| % of all assessments that were assess and review | 1 | 20 | 5.0% | 19.2% | 31.4% | 29.7% |
| % of case starts with a reported IOTN of 3 and Aesthetic Component of 5 or below | 0 | 1 | N/A | 0.0% | 0.1% | 0.1% |
| % of case starts with a reported IOTN of 3 and Aesthetic Component of 6 or above | 0 | 1 | N/A | 1.9% | 3.0% | 4.0% |
| % of case starts with a reported IOTN of 4 | 1 | 1 | 100.0% | 79.0% | 78.1% | 78.0% |
| % of case starts with a reported IOTN of 5 | 0 | 1 | N/A | 16.8% | 17.0% | 16.6 % |
| % of concluded courses in receipt of dual-arch fixed appliances | 0 | 0 | N/A | 64.6% | 73.2% | 74.0% |
| % of concluded courses where treatment was abandoned or discontinued | 0 | 0 | N/A | 10.5% | 7.5% | 8.5% |
| % of patients satisfied with the treatment they have received | 0 | 0 | N/A | 95.5% | 97.5% | 95.5% |

* Figures in italics indicate that the base number is less than 100.

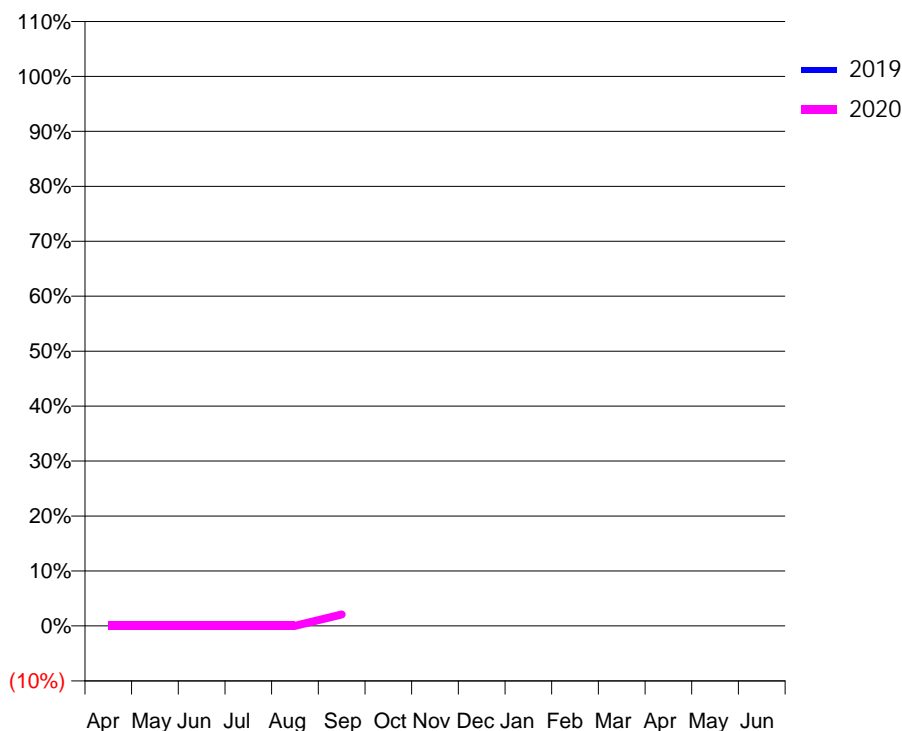
Q67 - Vital Signs Orthodontic At a Glance Contract Report for 100926/0000 - September 2019

| | | | |
|----------------------|----------------------|---------------------------------------------|-------------|
| Name or company name | Neo Orthodontics Ltd | 19/20 Contracted general activity (UDA) | 0 |
| Contract type name | PDS Contract | Carry forward general activity (UDA) | 0 |
| Purpose of contract | Orthodontic | 19/20 Contracted orthodontic activity (UOA) | 6,652 |
| Contract start date | 01/04/2019 | Carry forward orthodontic activity (UOA) | 0 |
| Contract end date | 31/03/2026 | Baseline contract value | £317,624.29 |

| ACCESS | Contract | England and Wales |
|----------------------------------------------|----------|-------------------|
| 24 month ratio of assessments to patient IDs | 1.00 | 1.07 |

| ACTIVITY | Contract |
|-------------------------------------------------------------------------------------------|----------|
| Contract assess and fit appliances (case starts) as a percentage of Area Team case starts | 0.1 % |

Cumulative percentage of contracted UOA delivered 2019 & 2020



| Month | Adjusted Scheduled Activity (UOA) | | |
|-----------|-----------------------------------|------|------|
| | 2018 | 2019 | 2020 |
| April | 0 | 0 | 0 |
| May | 0 | 0 | 0 |
| June | 0 | 0 | 0 |
| July | 0 | 0 | 0 |
| August | 0 | 0 | 0 |
| September | 0 | 0 | 138 |
| October | 0 | 0 | |
| November | 0 | 0 | |
| December | 0 | 0 | |
| January | 0 | 0 | |
| February | 0 | 0 | |
| March | 0 | 0 | |
| April | 0 | 0 | |
| May | 0 | 0 | |
| June | 0 | 0 | |

QUANTITY METRICS (rolling 12 month period)

| | Contract Quantity | Contract Base Number | Contract * | Area Team | Region | England |
|----------------------------------------------------------------------------------|-------------------|----------------------|------------|-----------|--------|---------|
| % of all assessments that were assess and fit appliances (case starts) | 4 | 58 | 6.9% | 73.0% | 55.8% | 57.9% |
| % of all assessments that were assess and refuse | 13 | 58 | 22.4% | 7.8% | 12.8% | 12.4% |
| % of all assessments that were assess and review | 41 | 58 | 70.7% | 19.2% | 31.4% | 29.7% |
| % of case starts with a reported IOTN of 3 and Aesthetic Component of 5 or below | 0 | 4 | N/A | 0.0% | 0.1% | 0.1% |
| % of case starts with a reported IOTN of 3 and Aesthetic Component of 6 or above | 0 | 4 | N/A | 1.9% | 3.0% | 4.0% |
| % of case starts with a reported IOTN of 4 | 2 | 4 | 50.0% | 79.0% | 78.1% | 78.0% |
| % of case starts with a reported IOTN of 5 | 2 | 4 | 50.0% | 16.8% | 17.0% | 16.6 % |
| % of concluded courses in receipt of dual-arch fixed appliances | 0 | 1 | N/A | 64.6% | 73.2% | 74.0% |
| % of concluded courses where treatment was abandoned or discontinued | 0 | 1 | 0.0% | 10.5% | 7.5% | 8.5% |
| % of patients satisfied with the treatment they have received | 0 | 0 | N/A | 95.5% | 97.5% | 95.5% |

* Figures in italics indicate that the base number is less than 100.

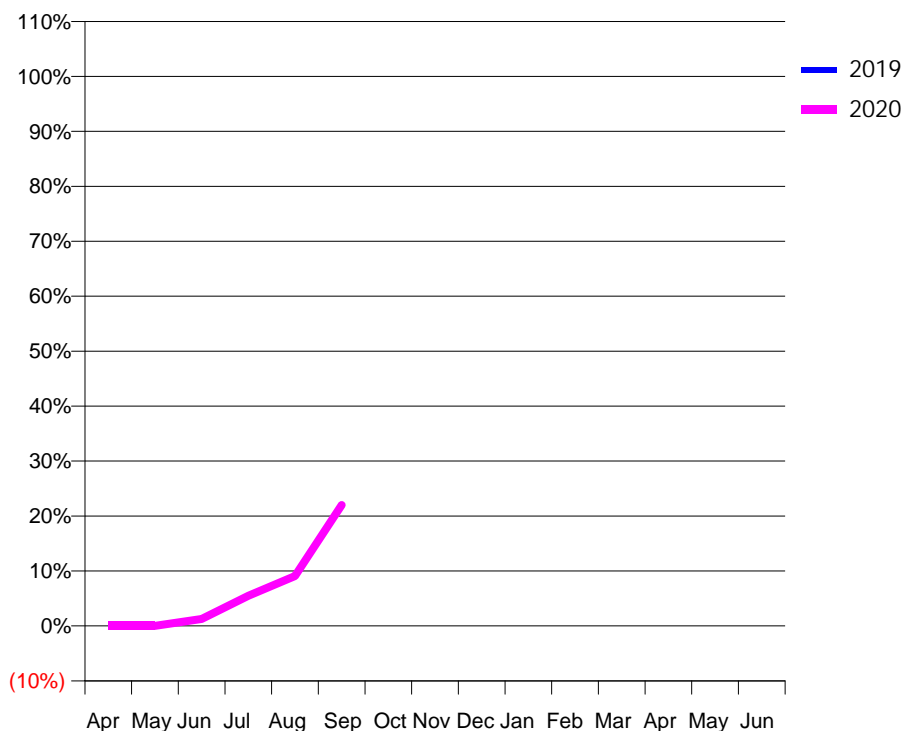
Q67 - Vital Signs Orthodontic At a Glance Contract Report for 100931/0000 - September 2019

| | | | |
|----------------------|----------------------------|---------------------------------------------|-------------|
| Name or company name | Portman Healthcare Limited | 19/20 Contracted general activity (UDA) | 0 |
| Contract type name | PDS Contract | Carry forward general activity (UDA) | 0 |
| Purpose of contract | Orthodontic | 19/20 Contracted orthodontic activity (UOA) | 13,131 |
| Contract start date | 01/04/2019 | Carry forward orthodontic activity (UOA) | 0 |
| Contract end date | 31/03/2026 | Baseline contract value | £626,988.07 |

| ACCESS | Contract | England and Wales |
|----------------------------------------------|----------|-------------------|
| 24 month ratio of assessments to patient IDs | 1.00 | 1.07 |

| ACTIVITY | Contract |
|-------------------------------------------------------------------------------------------|----------|
| Contract assess and fit appliances (case starts) as a percentage of Area Team case starts | 1.9 % |

Cumulative percentage of contracted UOA delivered 2019 & 2020



| Month | Adjusted Scheduled Activity (UOA) | | |
|-----------|-----------------------------------|------|-------|
| | 2018 | 2019 | 2020 |
| April | 0 | 0 | 0 |
| May | 0 | 0 | 0 |
| June | 0 | 0 | 168 |
| July | 0 | 0 | 723 |
| August | 0 | 0 | 1,189 |
| September | 0 | 0 | 2,890 |
| October | 0 | 0 | |
| November | 0 | 0 | |
| December | 0 | 0 | |
| January | 0 | 0 | |
| February | 0 | 0 | |
| March | 0 | 0 | |
| April | 0 | 0 | |
| May | 0 | 0 | |
| June | 0 | 0 | |

QUANTITY METRICS (rolling 12 month period)

| | Contract Quantity | Contract Base Number | Contract * | Area Team | Region | England |
|----------------------------------------------------------------------------------|-------------------|----------------------|------------|-----------|--------|---------|
| % of all assessments that were assess and fit appliances (case starts) | 141 | 142 | 99.3% | 73.0% | 55.8% | 57.9% |
| % of all assessments that were assess and refuse | 1 | 142 | 0.7% | 7.8% | 12.8% | 12.4% |
| % of all assessments that were assess and review | 0 | 142 | 0.0% | 19.2% | 31.4% | 29.7% |
| % of case starts with a reported IOTN of 3 and Aesthetic Component of 5 or below | 0 | 141 | N/A | 0.0% | 0.1% | 0.1% |
| % of case starts with a reported IOTN of 3 and Aesthetic Component of 6 or above | 1 | 141 | 0.7% | 1.9% | 3.0% | 4.0% |
| % of case starts with a reported IOTN of 4 | 107 | 141 | 75.9% | 79.0% | 78.1% | 78.0% |
| % of case starts with a reported IOTN of 5 | 33 | 141 | 23.4% | 16.8% | 17.0% | 16.6 % |
| % of concluded courses in receipt of dual-arch fixed appliances | 0 | 0 | N/A | 64.6% | 73.2% | 74.0% |
| % of concluded courses where treatment was abandoned or discontinued | 0 | 0 | N/A | 10.5% | 7.5% | 8.5% |
| % of patients satisfied with the treatment they have received | 0 | 0 | N/A | 95.5% | 97.5% | 95.5% |

* Figures in italics indicate that the base number is less than 100.

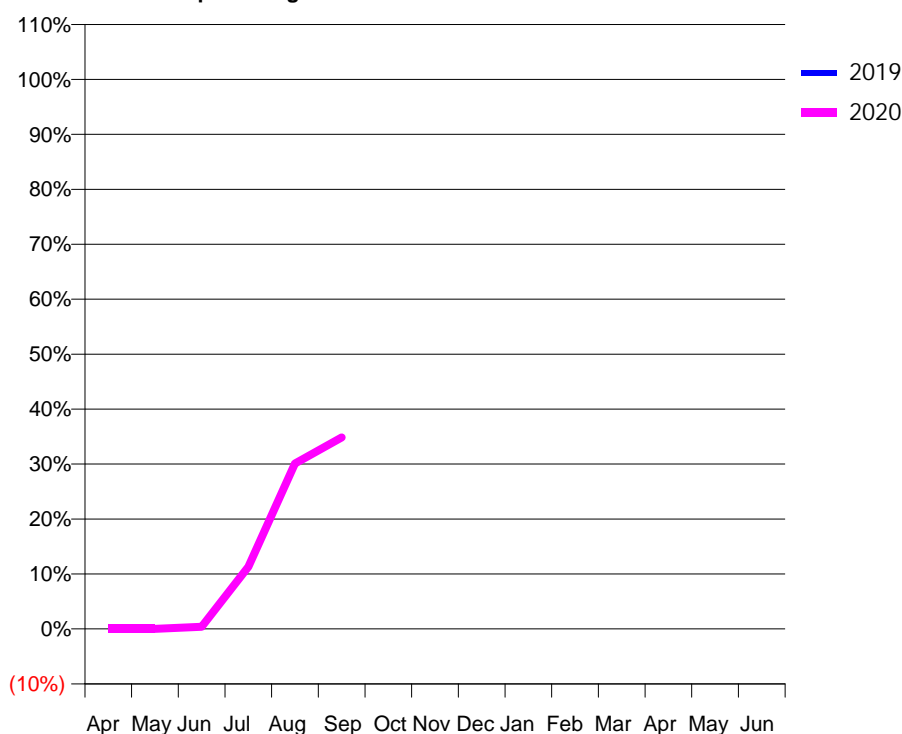
Q67 - Vital Signs Orthodontic At a Glance Contract Report for 100934/0000 - September 2019

| | | | |
|----------------------|----------------------------|---------------------------------------------|-------------|
| Name or company name | Portman Healthcare Limited | 19/20 Contracted general activity (UDA) | 0 |
| Contract type name | PDS Contract | Carry forward general activity (UDA) | 0 |
| Purpose of contract | Orthodontic | 19/20 Contracted orthodontic activity (UOA) | 10,196 |
| Contract start date | 01/04/2019 | Carry forward orthodontic activity (UOA) | 0 |
| Contract end date | 31/03/2026 | Baseline contract value | £486,845.66 |

| ACCESS | Contract | England and Wales |
|----------------------------------------------|----------|-------------------|
| 24 month ratio of assessments to patient IDs | 1.00 | 1.07 |

| ACTIVITY | Contract |
|-------------------------------------------------------------------------------------------|----------|
| Contract assess and fit appliances (case starts) as a percentage of Area Team case starts | 2.2 % |

Cumulative percentage of contracted UOA delivered 2019 & 2020



| Month | Adjusted Scheduled Activity (UOA) | | |
|-----------|-----------------------------------|------|-------|
| | 2018 | 2019 | 2020 |
| April | 0 | 0 | 0 |
| May | 0 | 0 | 0 |
| June | 0 | 0 | 42 |
| July | 0 | 0 | 1,155 |
| August | 0 | 0 | 3,070 |
| September | 0 | 0 | 3,553 |
| October | 0 | 0 | |
| November | 0 | 0 | |
| December | 0 | 0 | |
| January | 0 | 0 | |
| February | 0 | 0 | |
| March | 0 | 0 | |
| April | 0 | 0 | |
| May | 0 | 0 | |
| June | 0 | 0 | |

QUANTITY METRICS (rolling 12 month period)

| | Contract Quantity | Contract Base Number | Contract * | Area Team | Region | England |
|----------------------------------------------------------------------------------|-------------------|----------------------|------------|-----------|--------|---------|
| % of all assessments that were assess and fit appliances (case starts) | 170 | 170 | 100.0% | 73.0% | 55.8% | 57.9% |
| % of all assessments that were assess and refuse | 0 | 170 | 0.0% | 7.8% | 12.8% | 12.4% |
| % of all assessments that were assess and review | 0 | 170 | 0.0% | 19.2% | 31.4% | 29.7% |
| % of case starts with a reported IOTN of 3 and Aesthetic Component of 5 or below | 0 | 170 | N/A | 0.0% | 0.1% | 0.1% |
| % of case starts with a reported IOTN of 3 and Aesthetic Component of 6 or above | 2 | 170 | 1.2% | 1.9% | 3.0% | 4.0% |
| % of case starts with a reported IOTN of 4 | 126 | 170 | 74.1% | 79.0% | 78.1% | 78.0% |
| % of case starts with a reported IOTN of 5 | 42 | 170 | 24.7% | 16.8% | 17.0% | 16.6 % |
| % of concluded courses in receipt of dual-arch fixed appliances | 0 | 0 | N/A | 64.6% | 73.2% | 74.0% |
| % of concluded courses where treatment was abandoned or discontinued | 0 | 0 | N/A | 10.5% | 7.5% | 8.5% |
| % of patients satisfied with the treatment they have received | 0 | 0 | N/A | 95.5% | 97.5% | 95.5% |

* Figures in italics indicate that the base number is less than 100.

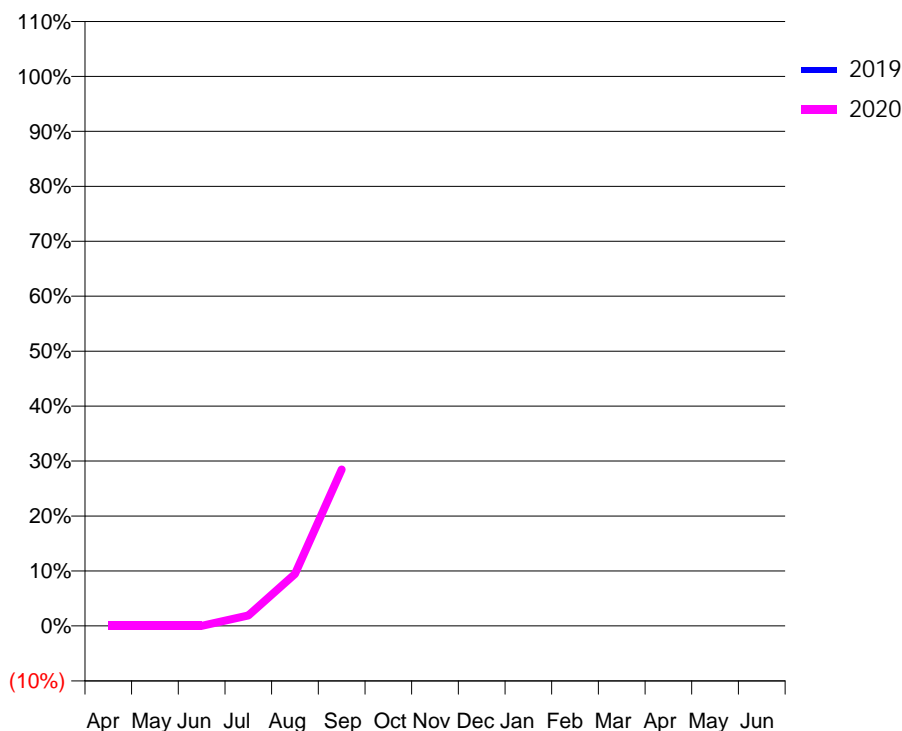
Q67 - Vital Signs Orthodontic At a Glance Contract Report for 100936/0000 - September 2019

| | | | |
|----------------------|----------------------------|---------------------------------------------|-------------|
| Name or company name | Portman Healthcare Limited | 19/20 Contracted general activity (UDA) | 0 |
| Contract type name | PDS Contract | Carry forward general activity (UDA) | 0 |
| Purpose of contract | Orthodontic | 19/20 Contracted orthodontic activity (UOA) | 12,267 |
| Contract start date | 01/04/2019 | Carry forward orthodontic activity (UOA) | 0 |
| Contract end date | 31/03/2026 | Baseline contract value | £585,733.20 |

| ACCESS | Contract | England and Wales |
|----------------------------------------------|----------|-------------------|
| 24 month ratio of assessments to patient IDs | 1.00 | 1.07 |

| ACTIVITY | Contract |
|-------------------------------------------------------------------------------------------|----------|
| Contract assess and fit appliances (case starts) as a percentage of Area Team case starts | 2.2 % |

Cumulative percentage of contracted UOA delivered 2019 & 2020



| Month | Adjusted Scheduled Activity (UOA) | | |
|-----------|-----------------------------------|------|-------|
| | 2018 | 2019 | 2020 |
| April | 0 | 0 | 0 |
| May | 0 | 0 | 0 |
| June | 0 | 0 | 0 |
| July | 0 | 0 | 235 |
| August | 0 | 0 | 1,159 |
| September | 0 | 0 | 3,494 |
| October | 0 | 0 | |
| November | 0 | 0 | |
| December | 0 | 0 | |
| January | 0 | 0 | |
| February | 0 | 0 | |
| March | 0 | 0 | |
| April | 0 | 0 | |
| May | 0 | 0 | |
| June | 0 | 0 | |

QUANTITY METRICS (rolling 12 month period)

| | Contract Quantity | Contract Base Number | Contract * | Area Team | Region | England |
|----------------------------------------------------------------------------------|-------------------|----------------------|------------|-----------|--------|---------|
| % of all assessments that were assess and fit appliances (case starts) | 168 | 168 | 100.0% | 73.0% | 55.8% | 57.9% |
| % of all assessments that were assess and refuse | 0 | 168 | 0.0% | 7.8% | 12.8% | 12.4% |
| % of all assessments that were assess and review | 0 | 168 | 0.0% | 19.2% | 31.4% | 29.7% |
| % of case starts with a reported IOTN of 3 and Aesthetic Component of 5 or below | 0 | 168 | N/A | 0.0% | 0.1% | 0.1% |
| % of case starts with a reported IOTN of 3 and Aesthetic Component of 6 or above | 3 | 168 | 1.8% | 1.9% | 3.0% | 4.0% |
| % of case starts with a reported IOTN of 4 | 138 | 168 | 82.1% | 79.0% | 78.1% | 78.0% |
| % of case starts with a reported IOTN of 5 | 27 | 168 | 16.1% | 16.8% | 17.0% | 16.6 % |
| % of concluded courses in receipt of dual-arch fixed appliances | 33 | 52 | 63.5% | 64.6% | 73.2% | 74.0% |
| % of concluded courses where treatment was abandoned or discontinued | 0 | 52 | 0.0% | 10.5% | 7.5% | 8.5% |
| % of patients satisfied with the treatment they have received | 0 | 0 | N/A | 95.5% | 97.5% | 95.5% |

* Figures in italics indicate that the base number is less than 100.

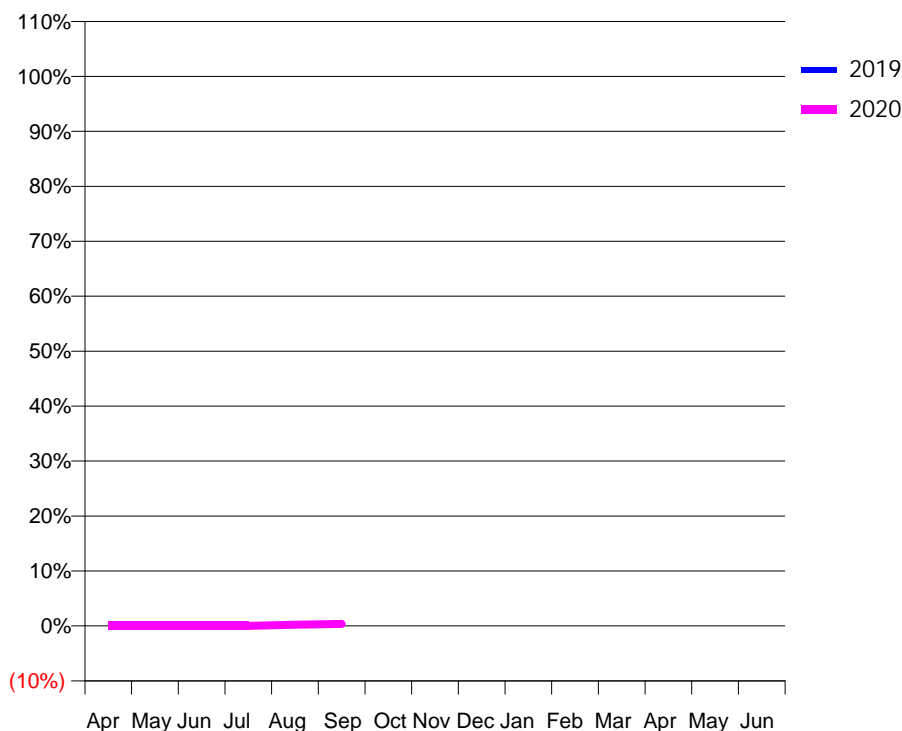
Q67 - Vital Signs Orthodontic At a Glance Contract Report for 100938/0000 - September 2019

| | | | |
|----------------------|---------------------|---------------------------------------------|-------------|
| Name or company name | Orthoworld 2000 Ltd | 19/20 Contracted general activity (UDA) | 0 |
| Contract type name | PDS Contract | Carry forward general activity (UDA) | 0 |
| Purpose of contract | Orthodontic | 19/20 Contracted orthodontic activity (UOA) | 9,776 |
| Contract start date | 01/04/2019 | Carry forward orthodontic activity (UOA) | 0 |
| Contract end date | 31/03/2026 | Baseline contract value | £483,799.45 |

| ACCESS | Contract | England and Wales |
|----------------------------------------------|----------|-------------------|
| 24 month ratio of assessments to patient IDs | 1.00 | 1.07 |

| ACTIVITY | Contract |
|-------------------------------------------------------------------------------------------|----------|
| Contract assess and fit appliances (case starts) as a percentage of Area Team case starts | 0.0 % |

Cumulative percentage of contracted UOA delivered 2019 & 2020



| Month | Adjusted Scheduled Activity (UOA) | | |
|-----------|-----------------------------------|------|------|
| | 2018 | 2019 | 2020 |
| April | 0 | 0 | 0 |
| May | 0 | 0 | 0 |
| June | 0 | 0 | 0 |
| July | 0 | 0 | 0 |
| August | 0 | 0 | 22 |
| September | 0 | 0 | 36 |
| October | 0 | 0 | |
| November | 0 | 0 | |
| December | 0 | 0 | |
| January | 0 | 0 | |
| February | 0 | 0 | |
| March | 0 | 0 | |
| April | 0 | 0 | |
| May | 0 | 0 | |
| June | 0 | 0 | |

QUANTITY METRICS (rolling 12 month period)

| | Contract Quantity | Contract Base Number | Contract * | Area Team | Region | England |
|----------------------------------------------------------------------------------|-------------------|----------------------|------------|-----------|--------|---------|
| % of all assessments that were assess and fit appliances (case starts) | 0 | 36 | 0.0% | 73.0% | 55.8% | 57.9% |
| % of all assessments that were assess and refuse | 23 | 36 | 63.9% | 7.8% | 12.8% | 12.4% |
| % of all assessments that were assess and review | 13 | 36 | 36.1% | 19.2% | 31.4% | 29.7% |
| % of case starts with a reported IOTN of 3 and Aesthetic Component of 5 or below | 0 | 0 | N/A | 0.0% | 0.1% | 0.1% |
| % of case starts with a reported IOTN of 3 and Aesthetic Component of 6 or above | 0 | 0 | N/A | 1.9% | 3.0% | 4.0% |
| % of case starts with a reported IOTN of 4 | 0 | 0 | N/A | 79.0% | 78.1% | 78.0% |
| % of case starts with a reported IOTN of 5 | 0 | 0 | N/A | 16.8% | 17.0% | 16.6 % |
| % of concluded courses in receipt of dual-arch fixed appliances | 0 | 0 | N/A | 64.6% | 73.2% | 74.0% |
| % of concluded courses where treatment was abandoned or discontinued | 0 | 0 | N/A | 10.5% | 7.5% | 8.5% |
| % of patients satisfied with the treatment they have received | 0 | 0 | N/A | 95.5% | 97.5% | 95.5% |

* Figures in italics indicate that the base number is less than 100.

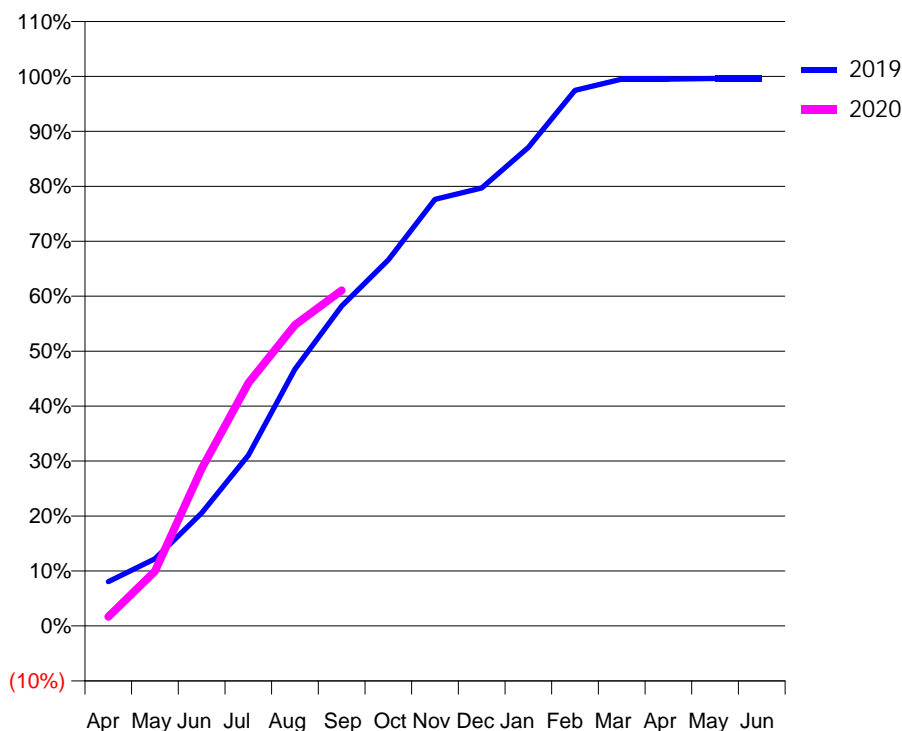
Q67 - Vital Signs Orthodontic At a Glance Contract Report for 101281/0035 - September 2019

| | | | |
|----------------------|-------------------------|---------------------------------------------|-------------|
| Name or company name | OASIS DENTAL CARE LTD | 19/20 Contracted general activity (UDA) | 7,549 |
| Contract type name | GDS Contract | Carry forward general activity (UDA) | 274 |
| Purpose of contract | General and Orthodontic | 19/20 Contracted orthodontic activity (UOA) | 2,029 |
| Contract start date | 01/04/2006 | Carry forward orthodontic activity (UOA) | 8 |
| Contract end date | | Baseline contract value | £379,663.00 |

| ACCESS | Contract | England and Wales |
|----------------------------------------------|----------|-------------------|
| 24 month ratio of assessments to patient IDs | 1.03 | 1.07 |

| ACTIVITY | Contract |
|-------------------------------------------------------------------------------------------|----------|
| Contract assess and fit appliances (case starts) as a percentage of Area Team case starts | 1.4 % |

Cumulative percentage of contracted UOA delivered 2019 & 2020



| Month | Adjusted Scheduled Activity (UOA) | | |
|-----------|-----------------------------------|-------|-------|
| | 2018 | 2019 | 2020 |
| April | 21 | 163 | 34 |
| May | 233 | 248 | 202 |
| June | 403 | 417 | 581 |
| July | 677 | 630 | 897 |
| August | 872 | 948 | 1,111 |
| September | 1,000 | 1,181 | 1,239 |
| October | 1,214 | 1,352 | |
| November | 1,452 | 1,575 | |
| December | 1,649 | 1,617 | |
| January | 1,649 | 1,767 | |
| February | 1,841 | 1,977 | |
| March | 2,009 | 2,019 | |
| April | 2,010 | 2,019 | |
| May | 2,010 | 2,021 | |
| June | 2,010 | 2,021 | |

QUANTITY METRICS (rolling 12 month period)

| | Contract Quantity | Contract Base Number | Contract * | Area Team | Region | England |
|----------------------------------------------------------------------------------|-------------------|----------------------|------------|-----------|--------|---------|
| % of all assessments that were assess and fit appliances (case starts) | 103 | 129 | 79.8% | 73.0% | 55.8% | 57.9% |
| % of all assessments that were assess and refuse | 10 | 129 | 7.8% | 7.8% | 12.8% | 12.4% |
| % of all assessments that were assess and review | 16 | 129 | 12.4% | 19.2% | 31.4% | 29.7% |
| % of case starts with a reported IOTN of 3 and Aesthetic Component of 5 or below | 0 | 103 | N/A | 0.0% | 0.1% | 0.1% |
| % of case starts with a reported IOTN of 3 and Aesthetic Component of 6 or above | 1 | 103 | 1.0% | 1.9% | 3.0% | 4.0% |
| % of case starts with a reported IOTN of 4 | 77 | 103 | 74.8% | 79.0% | 78.1% | 78.0% |
| % of case starts with a reported IOTN of 5 | 25 | 103 | 24.3% | 16.8% | 17.0% | 16.6% |
| % of concluded courses in receipt of dual-arch fixed appliances | 107 | 108 | 99.1% | 64.6% | 73.2% | 74.0% |
| % of concluded courses where treatment was abandoned or discontinued | 1 | 108 | 0.9% | 10.5% | 7.5% | 8.5% |
| % of patients satisfied with the treatment they have received | 1 | 1 | 100.0% | 95.5% | 97.5% | 95.5% |

* Figures in italics indicate that the base number is less than 100.

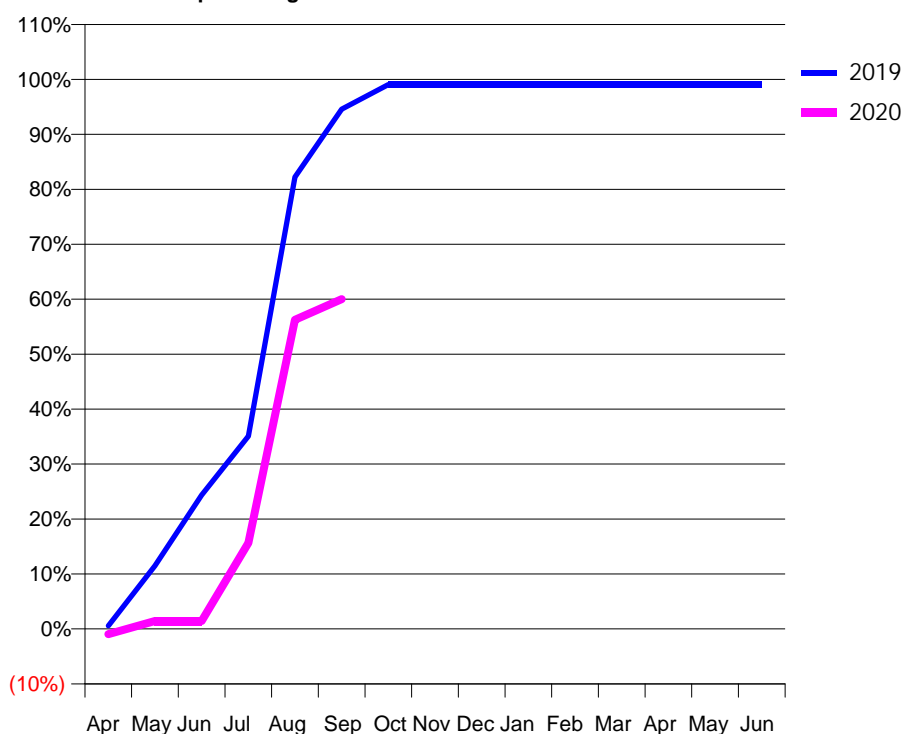
Q67 - Vital Signs Orthodontic At a Glance Contract Report for 101281/0105 - September 2019

| | | | |
|----------------------|-------------------------|---------------------------------------------|-------------|
| Name or company name | OASIS DENTAL CARE LTD | 19/20 Contracted general activity (UDA) | 19,191 |
| Contract type name | GDS Contract | Carry forward general activity (UDA) | 0 |
| Purpose of contract | General and Orthodontic | 19/20 Contracted orthodontic activity (UOA) | 1,035 |
| Contract start date | 01/04/2006 | Carry forward orthodontic activity (UOA) | 10 |
| Contract end date | | Baseline contract value | £516,802.31 |

| ACCESS | Contract | England and Wales |
|----------------------------------------------|----------|-------------------|
| 24 month ratio of assessments to patient IDs | 1.11 | 1.07 |

| ACTIVITY | Contract |
|-------------------------------------------------------------------------------------------|----------|
| Contract assess and fit appliances (case starts) as a percentage of Area Team case starts | 0.4 % |

Cumulative percentage of contracted UOA delivered 2019 & 2020



| Month | Adjusted Scheduled Activity (UOA) | | |
|-----------|-----------------------------------|-------|------|
| | 2018 | 2019 | 2020 |
| April | 26 | 6 | -10 |
| May | 92 | 119 | 15 |
| June | 228 | 252 | 15 |
| July | 294 | 363 | 162 |
| August | 493 | 851 | 582 |
| September | 604 | 979 | 621 |
| October | 839 | 1,025 | |
| November | 1,035 | 1,025 | |
| December | 1,036 | 1,025 | |
| January | 1,060 | 1,025 | |
| February | 1,062 | 1,025 | |
| March | 1,064 | 1,025 | |
| April | 1,065 | 1,025 | |
| May | 1,065 | 1,025 | |
| June | 1,065 | 1,025 | |

QUANTITY METRICS (rolling 12 month period)

| | Contract Quantity | Contract Base Number | Contract * | Area Team | Region | England |
|----------------------------------------------------------------------------------|-------------------|----------------------|------------|-----------|--------|---------|
| % of all assessments that were assess and fit appliances (case starts) | 31 | 57 | 54.4% | 73.0% | 55.8% | 57.9% |
| % of all assessments that were assess and refuse | 26 | 57 | 45.6% | 7.8% | 12.8% | 12.4% |
| % of all assessments that were assess and review | 0 | 57 | 0.0% | 19.2% | 31.4% | 29.7% |
| % of case starts with a reported IOTN of 3 and Aesthetic Component of 5 or below | 0 | 31 | N/A | 0.0% | 0.1% | 0.1% |
| % of case starts with a reported IOTN of 3 and Aesthetic Component of 6 or above | 6 | 31 | 19.4% | 1.9% | 3.0% | 4.0% |
| % of case starts with a reported IOTN of 4 | 21 | 31 | 67.7% | 79.0% | 78.1% | 78.0% |
| % of case starts with a reported IOTN of 5 | 4 | 31 | 12.9% | 16.8% | 17.0% | 16.6% |
| % of concluded courses in receipt of dual-arch fixed appliances | 15 | 17 | 88.2% | 64.6% | 73.2% | 74.0% |
| % of concluded courses where treatment was abandoned or discontinued | 2 | 17 | 11.8% | 10.5% | 7.5% | 8.5% |
| % of patients satisfied with the treatment they have received | 0 | 0 | N/A | 95.5% | 97.5% | 95.5% |

* Figures in italics indicate that the base number is less than 100.

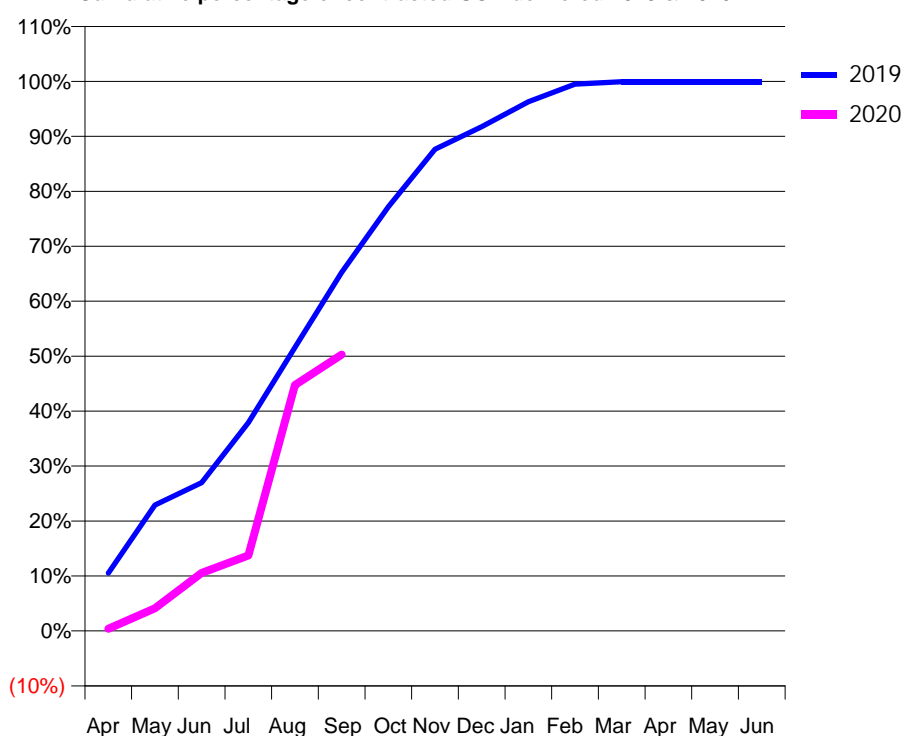
Q67 - Vital Signs Orthodontic At a Glance Contract Report for 101281/0210 - September 2019

| | | | |
|----------------------|-----------------------|---------------------------------------------|-------------|
| Name or company name | OASIS DENTAL CARE LTD | 19/20 Contracted general activity (UDA) | 0 |
| Contract type name | PDS Contract | Carry forward general activity (UDA) | 0 |
| Purpose of contract | Orthodontic | 19/20 Contracted orthodontic activity (UOA) | 4,630 |
| Contract start date | 01/09/2009 | Carry forward orthodontic activity (UOA) | 3 |
| Contract end date | 31/03/2026 | Baseline contract value | £313,481.29 |

| ACCESS | Contract | England and Wales |
|----------------------------------------------|----------|-------------------|
| 24 month ratio of assessments to patient IDs | 1.02 | 1.07 |

| ACTIVITY | Contract |
|-------------------------------------------------------------------------------------------|----------|
| Contract assess and fit appliances (case starts) as a percentage of Area Team case starts | 2.5 % |

Cumulative percentage of contracted UOA delivered 2019 & 2020



| Month | Adjusted Scheduled Activity (UOA) | | |
|-----------|-----------------------------------|-------|-------|
| | 2018 | 2019 | 2020 |
| April | -22 | 488 | 18 |
| May | 610 | 1,060 | 190 |
| June | 866 | 1,249 | 489 |
| July | 1,462 | 1,755 | 637 |
| August | 2,038 | 2,388 | 2,071 |
| September | 2,378 | 3,021 | 2,327 |
| October | 3,035 | 3,573 | |
| November | 3,691 | 4,058 | |
| December | 4,156 | 4,248 | |
| January | 4,492 | 4,458 | |
| February | 4,829 | 4,606 | |
| March | 4,871 | 4,627 | |
| April | 4,917 | 4,627 | |
| May | 4,917 | 4,627 | |
| June | 4,917 | 4,627 | |

QUANTITY METRICS (rolling 12 month period)

| | Contract Quantity | Contract Base Number | Contract * | Area Team | Region | England |
|----------------------------------------------------------------------------------|-------------------|----------------------|------------|-----------|--------|---------|
| % of all assessments that were assess and fit appliances (case starts) | 193 | 211 | 91.5% | 73.0% | 55.8% | 57.9% |
| % of all assessments that were assess and refuse | 7 | 211 | 3.3% | 7.8% | 12.8% | 12.4% |
| % of all assessments that were assess and review | 11 | 211 | 5.2% | 19.2% | 31.4% | 29.7% |
| % of case starts with a reported IOTN of 3 and Aesthetic Component of 5 or below | 0 | 193 | N/A | 0.0% | 0.1% | 0.1% |
| % of case starts with a reported IOTN of 3 and Aesthetic Component of 6 or above | 2 | 193 | 1.0% | 1.9% | 3.0% | 4.0% |
| % of case starts with a reported IOTN of 4 | 157 | 193 | 81.3% | 79.0% | 78.1% | 78.0% |
| % of case starts with a reported IOTN of 5 | 33 | 193 | 17.1% | 16.8% | 17.0% | 16.6% |
| % of concluded courses in receipt of dual-arch fixed appliances | 67 | 198 | 33.8% | 64.6% | 73.2% | 74.0% |
| % of concluded courses where treatment was abandoned or discontinued | 3 | 198 | 1.5% | 10.5% | 7.5% | 8.5% |
| % of patients satisfied with the treatment they have received | 0 | 0 | N/A | 95.5% | 97.5% | 95.5% |

* Figures in italics indicate that the base number is less than 100.

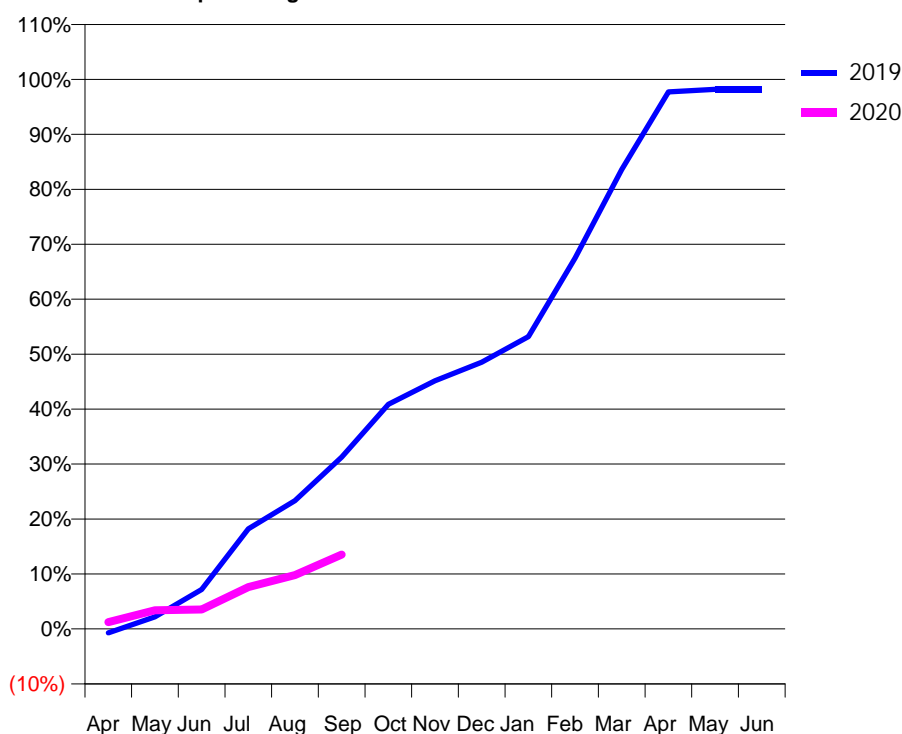
Q67 - Vital Signs Orthodontic At a Glance Contract Report for 115924/0001 - September 2019

| | | | |
|----------------------|------------------|---------------------------------------------|-------------|
| Name or company name | Aligndent NK Ltd | 19/20 Contracted general activity (UDA) | 0 |
| Contract type name | PDS Contract | Carry forward general activity (UDA) | 0 |
| Purpose of contract | Orthodontic | 19/20 Contracted orthodontic activity (UOA) | 13,561 |
| Contract start date | 01/04/2013 | Carry forward orthodontic activity (UOA) | 0 |
| Contract end date | 31/03/2026 | Baseline contract value | £789,545.14 |

| ACCESS | Contract | England and Wales |
|----------------------------------------------|----------|-------------------|
| 24 month ratio of assessments to patient IDs | 1.00 | 1.07 |

| ACTIVITY | Contract |
|-------------------------------------------------------------------------------------------|----------|
| Contract assess and fit appliances (case starts) as a percentage of Area Team case starts | 7.0 % |

Cumulative percentage of contracted UOA delivered 2019 & 2020



| Month | Adjusted Scheduled Activity (UOA) | | |
|-----------|-----------------------------------|--------|-------|
| | 2018 | 2019 | 2020 |
| April | -398 | -100 | 168 |
| May | -41 | 299 | 462 |
| June | 929 | 975 | 483 |
| July | 1,857 | 2,478 | 1,033 |
| August | 2,979 | 3,175 | 1,331 |
| September | 3,785 | 4,254 | 1,836 |
| October | 4,929 | 5,561 | |
| November | 6,644 | 6,140 | |
| December | 8,042 | 6,602 | |
| January | 9,294 | 7,236 | |
| February | 11,727 | 9,172 | |
| March | 13,226 | 11,368 | |
| April | 13,268 | 13,289 | |
| May | 13,268 | 13,352 | |
| June | 13,289 | 13,352 | |

QUANTITY METRICS (rolling 12 month period)

| | Contract Quantity | Contract Base Number | Contract * | Area Team | Region | England |
|----------------------------------------------------------------------------------|-------------------|----------------------|------------|-----------|--------|---------|
| % of all assessments that were assess and fit appliances (case starts) | 531 | 535 | 99.3% | 73.0% | 55.8% | 57.9% |
| % of all assessments that were assess and refuse | 4 | 535 | 0.7% | 7.8% | 12.8% | 12.4% |
| % of all assessments that were assess and review | 0 | 535 | 0.0% | 19.2% | 31.4% | 29.7% |
| % of case starts with a reported IOTN of 3 and Aesthetic Component of 5 or below | 0 | 531 | N/A | 0.0% | 0.1% | 0.1% |
| % of case starts with a reported IOTN of 3 and Aesthetic Component of 6 or above | 7 | 531 | 1.3% | 1.9% | 3.0% | 4.0% |
| % of case starts with a reported IOTN of 4 | 429 | 531 | 80.8% | 79.0% | 78.1% | 78.0% |
| % of case starts with a reported IOTN of 5 | 67 | 531 | 12.6% | 16.8% | 17.0% | 16.6 % |
| % of concluded courses in receipt of dual-arch fixed appliances | 130 | 558 | 23.3% | 64.6% | 73.2% | 74.0% |
| % of concluded courses where treatment was abandoned or discontinued | 87 | 558 | 15.6% | 10.5% | 7.5% | 8.5% |
| % of patients satisfied with the treatment they have received | 2 | 2 | 100.0% | 95.5% | 97.5% | 95.5% |

* Figures in italics indicate that the base number is less than 100.

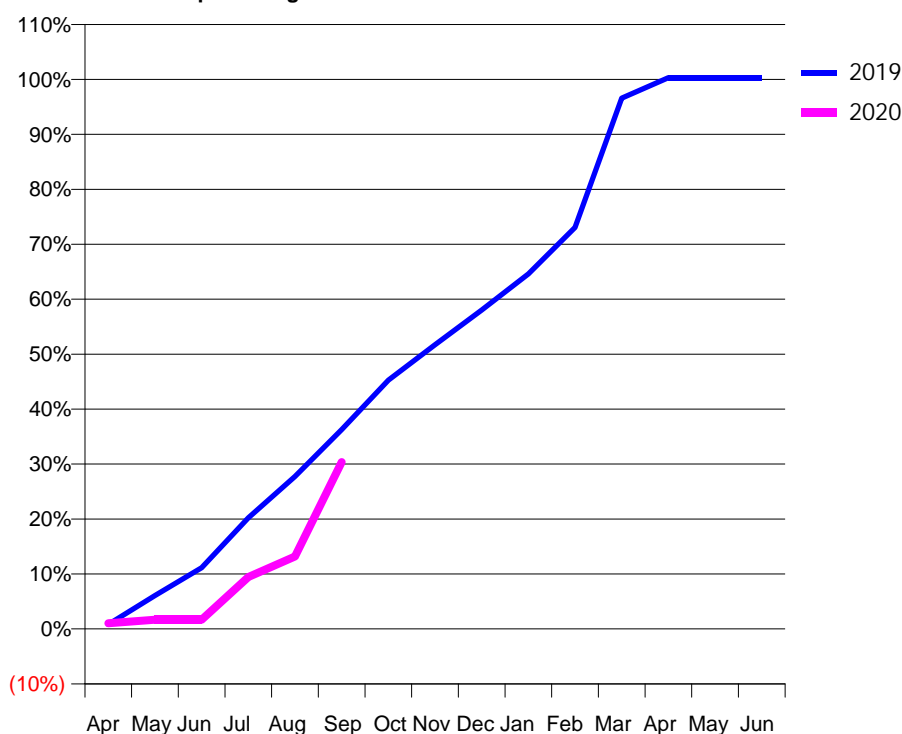
Q67 - Vital Signs Orthodontic At a Glance Contract Report for 133035/0001 - September 2019

| | | | |
|----------------------|--------------|---------------------------------------------|-------------|
| Name or company name | MCCANCE LTD. | 19/20 Contracted general activity (UDA) | 0 |
| Contract type name | PDS Contract | Carry forward general activity (UDA) | 0 |
| Purpose of contract | Orthodontic | 19/20 Contracted orthodontic activity (UOA) | 13,131 |
| Contract start date | 07/04/2013 | Carry forward orthodontic activity (UOA) | 0 |
| Contract end date | 31/03/2026 | Baseline contract value | £737,633.02 |

| ACCESS | Contract | England and Wales |
|----------------------------------------------|----------|-------------------|
| 24 month ratio of assessments to patient IDs | 1.00 | 1.07 |

| ACTIVITY | Contract |
|-------------------------------------------------------------------------------------------|----------|
| Contract assess and fit appliances (case starts) as a percentage of Area Team case starts | 18.1 % |

Cumulative percentage of contracted UOA delivered 2019 & 2020



| Month | Adjusted Scheduled Activity (UOA) | | |
|-----------|-----------------------------------|--------|-------|
| | 2018 | 2019 | 2020 |
| April | -174 | 323 | 134 |
| May | 1,425 | 2,328 | 222 |
| June | 2,770 | 4,264 | 222 |
| July | 4,926 | 7,738 | 1,242 |
| August | 6,773 | 10,619 | 1,733 |
| September | 8,862 | 13,875 | 3,988 |
| October | 13,299 | 17,320 | |
| November | 16,966 | 19,781 | |
| December | 22,759 | 22,200 | |
| January | 28,076 | 24,720 | |
| February | 32,024 | 27,945 | |
| March | 36,139 | 36,946 | |
| April | 38,323 | 38,374 | |
| May | 38,323 | 38,374 | |
| June | 38,323 | 38,374 | |

QUANTITY METRICS (rolling 12 month period)

| | Contract Quantity | Contract Base Number | Contract * | Area Team | Region | England |
|----------------------------------------------------------------------------------|-------------------|----------------------|------------|-----------|--------|---------|
| % of all assessments that were assess and fit appliances (case starts) | 1,374 | 1,375 | 99.9% | 73.0% | 55.8% | 57.9% |
| % of all assessments that were assess and refuse | 1 | 1,375 | 0.1% | 7.8% | 12.8% | 12.4% |
| % of all assessments that were assess and review | 0 | 1,375 | 0.0% | 19.2% | 31.4% | 29.7% |
| % of case starts with a reported IOTN of 3 and Aesthetic Component of 5 or below | 0 | 1,374 | N/A | 0.0% | 0.1% | 0.1% |
| % of case starts with a reported IOTN of 3 and Aesthetic Component of 6 or above | 37 | 1,374 | 2.7% | 1.9% | 3.0% | 4.0% |
| % of case starts with a reported IOTN of 4 | 1,006 | 1,374 | 73.2% | 79.0% | 78.1% | 78.0% |
| % of case starts with a reported IOTN of 5 | 326 | 1,374 | 23.7% | 16.8% | 17.0% | 16.6% |
| % of concluded courses in receipt of dual-arch fixed appliances | 865 | 1,040 | 83.2% | 64.6% | 73.2% | 74.0% |
| % of concluded courses where treatment was abandoned or discontinued | 160 | 1,040 | 15.4% | 10.5% | 7.5% | 8.5% |
| % of patients satisfied with the treatment they have received | 7 | 7 | 100.0% | 95.5% | 97.5% | 95.5% |

* Figures in italics indicate that the base number is less than 100.

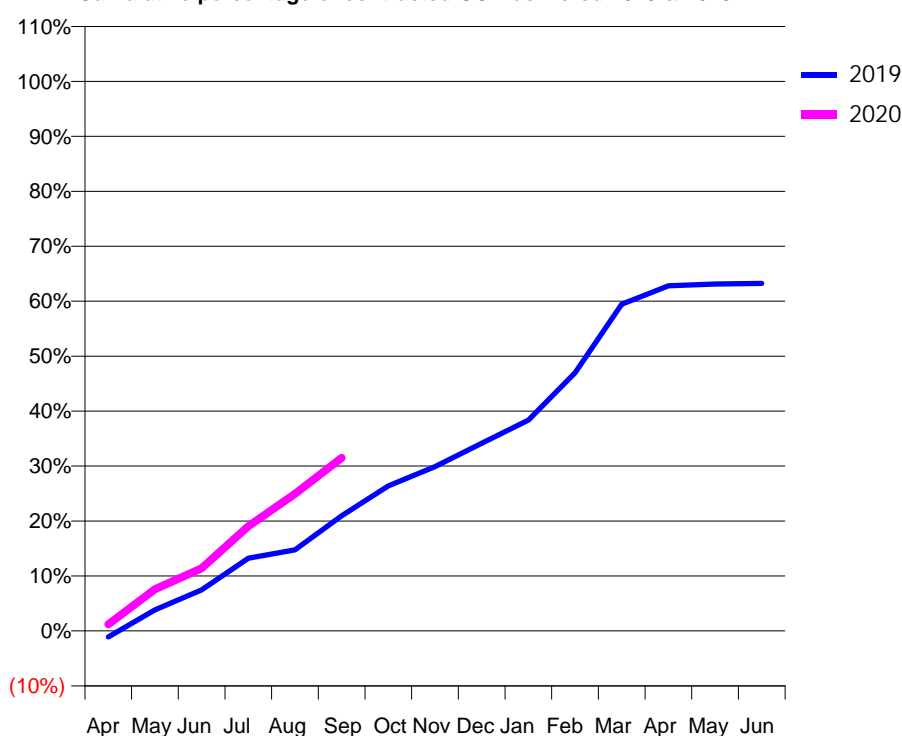
Q67 - Vital Signs Orthodontic At a Glance Contract Report for 195820/0001 - September 2019

| | | | |
|----------------------|--------------------------------|---------------------------------------------|---------------|
| Name or company name | Mr B Hayes (Aligndent Limited) | 19/20 Contracted general activity (UDA) | 0 |
| Contract type name | PDS Contract | Carry forward general activity (UDA) | 0 |
| Purpose of contract | Orthodontic | 19/20 Contracted orthodontic activity (UOA) | 21,364 |
| Contract start date | 01/01/2008 | Carry forward orthodontic activity (UOA) | 0 |
| Contract end date | 31/03/2025 | Baseline contract value | £1,488,428.80 |

| ACCESS | Contract | England and Wales |
|----------------------------------------------|----------|-------------------|
| 24 month ratio of assessments to patient IDs | 1.06 | 1.07 |

| ACTIVITY | Contract |
|-------------------------------------------------------------------------------------------|----------|
| Contract assess and fit appliances (case starts) as a percentage of Area Team case starts | 9.5 % |

Cumulative percentage of contracted UOA delivered 2019 & 2020



| Month | Adjusted Scheduled Activity (UOA) | | |
|-----------|-----------------------------------|--------|-------|
| | 2018 | 2019 | 2020 |
| April | 39 | -237 | 256 |
| May | 234 | 821 | 1,620 |
| June | 1,746 | 1,592 | 2,435 |
| July | 3,312 | 2,830 | 4,071 |
| August | 4,918 | 3,156 | 5,333 |
| September | 6,794 | 4,477 | 6,727 |
| October | 8,399 | 5,646 | |
| November | 9,957 | 6,383 | |
| December | 11,032 | 7,295 | |
| January | 13,364 | 8,198 | |
| February | 14,832 | 10,037 | |
| March | 16,346 | 12,698 | |
| April | 17,900 | 13,419 | |
| May | 17,949 | 13,486 | |
| June | 17,949 | 13,507 | |

QUANTITY METRICS (rolling 12 month period)

| | Contract Quantity | Contract Base Number | Contract * | Area Team | Region | England |
|----------------------------------------------------------------------------------|-------------------|----------------------|------------|-----------|--------|---------|
| % of all assessments that were assess and fit appliances (case starts) | 721 | 1,528 | 47.2% | 73.0% | 55.8% | 57.9% |
| % of all assessments that were assess and refuse | 156 | 1,528 | 10.2% | 7.8% | 12.8% | 12.4% |
| % of all assessments that were assess and review | 651 | 1,528 | 42.6% | 19.2% | 31.4% | 29.7% |
| % of case starts with a reported IOTN of 3 and Aesthetic Component of 5 or below | 0 | 721 | N/A | 0.0% | 0.1% | 0.1% |
| % of case starts with a reported IOTN of 3 and Aesthetic Component of 6 or above | 2 | 721 | 0.3% | 1.9% | 3.0% | 4.0% |
| % of case starts with a reported IOTN of 4 | 592 | 721 | 82.1% | 79.0% | 78.1% | 78.0% |
| % of case starts with a reported IOTN of 5 | 33 | 721 | 4.6% | 16.8% | 17.0% | 16.6 % |
| % of concluded courses in receipt of dual-arch fixed appliances | 0 | 896 | N/A | 64.6% | 73.2% | 74.0% |
| % of concluded courses where treatment was abandoned or discontinued | 51 | 896 | 5.7% | 10.5% | 7.5% | 8.5% |
| % of patients satisfied with the treatment they have received | 1 | 1 | 100.0% | 95.5% | 97.5% | 95.5% |

* Figures in italics indicate that the base number is less than 100.

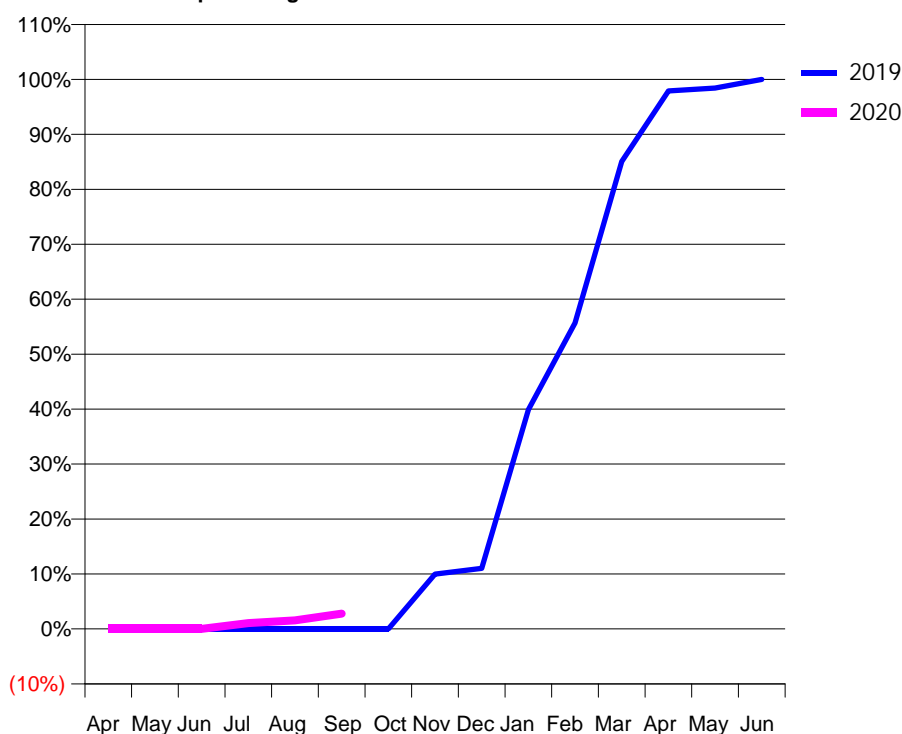
Q67 - Vital Signs Orthodontic At a Glance Contract Report for 195820/0003 - September 2019

| | | | |
|----------------------|--------------------------------|---------------------------------------------|-------------|
| Name or company name | Mr B Hayes (Aligndent Limited) | 19/20 Contracted general activity (UDA) | 0 |
| Contract type name | PDS Contract | Carry forward general activity (UDA) | 0 |
| Purpose of contract | Orthodontic | 19/20 Contracted orthodontic activity (UOA) | 4,000 |
| Contract start date | 01/11/2015 | Carry forward orthodontic activity (UOA) | 0 |
| Contract end date | 31/03/2020 | Baseline contract value | £276,340.58 |

| ACCESS | Contract | England and Wales |
|----------------------------------------------|----------|-------------------|
| 24 month ratio of assessments to patient IDs | 1.01 | 1.07 |

| ACTIVITY | Contract |
|-------------------------------------------------------------------------------------------|----------|
| Contract assess and fit appliances (case starts) as a percentage of Area Team case starts | 2.6 % |

Cumulative percentage of contracted UOA delivered 2019 & 2020



| Month | Adjusted Scheduled Activity (UOA) | | |
|-----------|-----------------------------------|-------|------|
| | 2018 | 2019 | 2020 |
| April | 0 | 0 | 0 |
| May | 0 | 0 | 0 |
| June | 0 | 0 | 0 |
| July | 0 | 0 | 42 |
| August | 441 | 0 | 63 |
| September | 609 | 0 | 111 |
| October | 609 | 0 | |
| November | 882 | 399 | |
| December | 1,260 | 441 | |
| January | 1,701 | 1,596 | |
| February | 4,939 | 2,226 | |
| March | 5,300 | 3,402 | |
| April | 7,005 | 3,916 | |
| May | 7,005 | 3,937 | |
| June | 7,005 | 4,000 | |

QUANTITY METRICS (rolling 12 month period)

| | Contract Quantity | Contract Base Number | Contract * | Area Team | Region | England |
|----------------------------------------------------------------------------------|-------------------|----------------------|------------|-----------|--------|---------|
| % of all assessments that were assess and fit appliances (case starts) | 198 | 227 | 87.2% | 73.0% | 55.8% | 57.9% |
| % of all assessments that were assess and refuse | 17 | 227 | 7.5% | 7.8% | 12.8% | 12.4% |
| % of all assessments that were assess and review | 12 | 227 | 5.3% | 19.2% | 31.4% | 29.7% |
| % of case starts with a reported IOTN of 3 and Aesthetic Component of 5 or below | 0 | 198 | N/A | 0.0% | 0.1% | 0.1% |
| % of case starts with a reported IOTN of 3 and Aesthetic Component of 6 or above | 1 | 198 | 0.5% | 1.9% | 3.0% | 4.0% |
| % of case starts with a reported IOTN of 4 | 152 | 198 | 76.8% | 79.0% | 78.1% | 78.0% |
| % of case starts with a reported IOTN of 5 | 28 | 198 | 14.1% | 16.8% | 17.0% | 16.6 % |
| % of concluded courses in receipt of dual-arch fixed appliances | 37 | 135 | 27.4% | 64.6% | 73.2% | 74.0% |
| % of concluded courses where treatment was abandoned or discontinued | 19 | 135 | 14.1% | 10.5% | 7.5% | 8.5% |
| % of patients satisfied with the treatment they have received | 0 | 0 | N/A | 95.5% | 97.5% | 95.5% |

* Figures in italics indicate that the base number is less than 100.

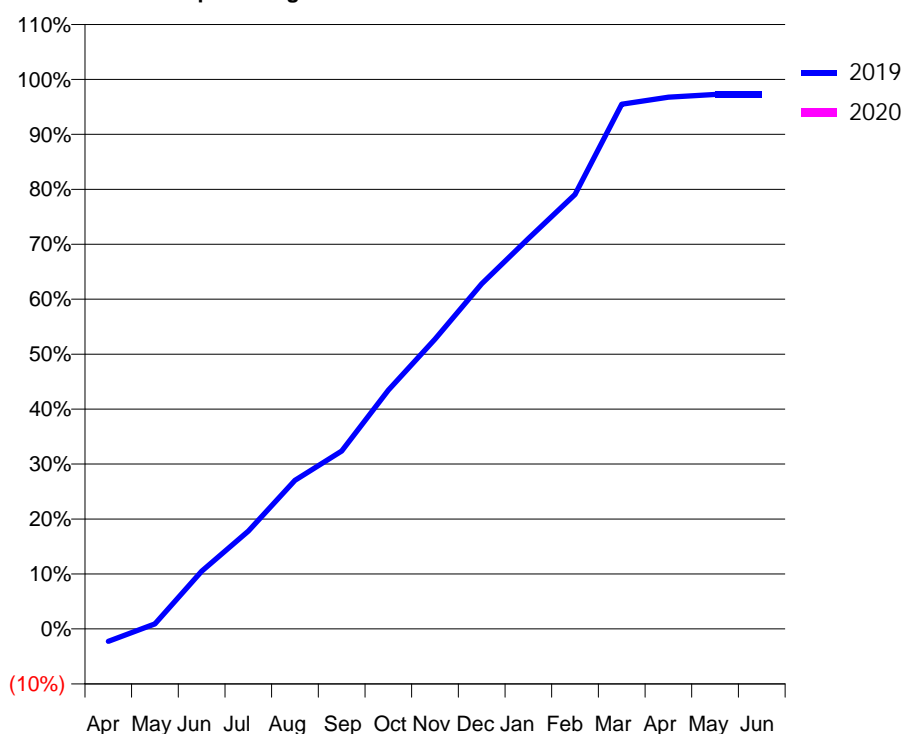
Q67 - Vital Signs Orthodontic At a Glance Contract Report for 197602/0001 - September 2019

| | | | |
|----------------------|-------------------------------------|---------------------------------------------|---------------|
| Name or company name | Richard Flanagan and Associates Ltd | 19/20 Contracted general activity (UDA) | 0 |
| Contract type name | PDS Contract | Carry forward general activity (UDA) | 0 |
| Purpose of contract | Orthodontic | 19/20 Contracted orthodontic activity (UOA) | 0 |
| Contract start date | 01/09/2007 | Carry forward orthodontic activity (UOA) | 0 |
| Contract end date | 31/03/2022 | Baseline contract value | £1,009,339.72 |

| ACCESS | Contract | England and Wales |
|----------------------------------------------|----------|-------------------|
| 24 month ratio of assessments to patient IDs | 1.11 | 1.07 |

| ACTIVITY | Contract |
|-------------------------------------------------------------------------------------------|----------|
| Contract assess and fit appliances (case starts) as a percentage of Area Team case starts | 8.2 % |

Cumulative percentage of contracted UOA delivered 2019 & 2020



| Month | Adjusted Scheduled Activity (UOA) | | |
|-----------|-----------------------------------|--------|------|
| | 2018 | 2019 | 2020 |
| April | -242 | -458 | 21 |
| May | -221 | 184 | 21 |
| June | 1,337 | 2,131 | 21 |
| July | 2,420 | 3,612 | 21 |
| August | 4,085 | 5,486 | 21 |
| September | 5,114 | 6,566 | 21 |
| October | 8,336 | 8,823 | |
| November | 10,202 | 10,699 | |
| December | 11,503 | 12,748 | |
| January | 13,400 | 14,415 | |
| February | 16,445 | 16,043 | |
| March | 17,561 | 19,374 | |
| April | 18,933 | 19,636 | |
| May | 19,793 | 19,735 | |
| June | 19,835 | 19,735 | |

QUANTITY METRICS (rolling 12 month period)

| | Contract Quantity | Contract Base Number | Contract * | Area Team | Region | England |
|----------------------------------------------------------------------------------|-------------------|----------------------|------------|-----------|--------|---------|
| % of all assessments that were assess and fit appliances (case starts) | 618 | 959 | 64.4% | 73.0% | 55.8% | 57.9% |
| % of all assessments that were assess and refuse | 98 | 959 | 10.2% | 7.8% | 12.8% | 12.4% |
| % of all assessments that were assess and review | 243 | 959 | 25.3% | 19.2% | 31.4% | 29.7% |
| % of case starts with a reported IOTN of 3 and Aesthetic Component of 5 or below | 0 | 618 | N/A | 0.0% | 0.1% | 0.1% |
| % of case starts with a reported IOTN of 3 and Aesthetic Component of 6 or above | 9 | 618 | 1.5% | 1.9% | 3.0% | 4.0% |
| % of case starts with a reported IOTN of 4 | 481 | 618 | 77.8% | 79.0% | 78.1% | 78.0% |
| % of case starts with a reported IOTN of 5 | 128 | 618 | 20.7% | 16.8% | 17.0% | 16.6 % |
| % of concluded courses in receipt of dual-arch fixed appliances | 507 | 636 | 79.7% | 64.6% | 73.2% | 74.0% |
| % of concluded courses where treatment was abandoned or discontinued | 59 | 636 | 9.3% | 10.5% | 7.5% | 8.5% |
| % of patients satisfied with the treatment they have received | 2 | 2 | 100.0% | 95.5% | 97.5% | 95.5% |

* Figures in italics indicate that the base number is less than 100.

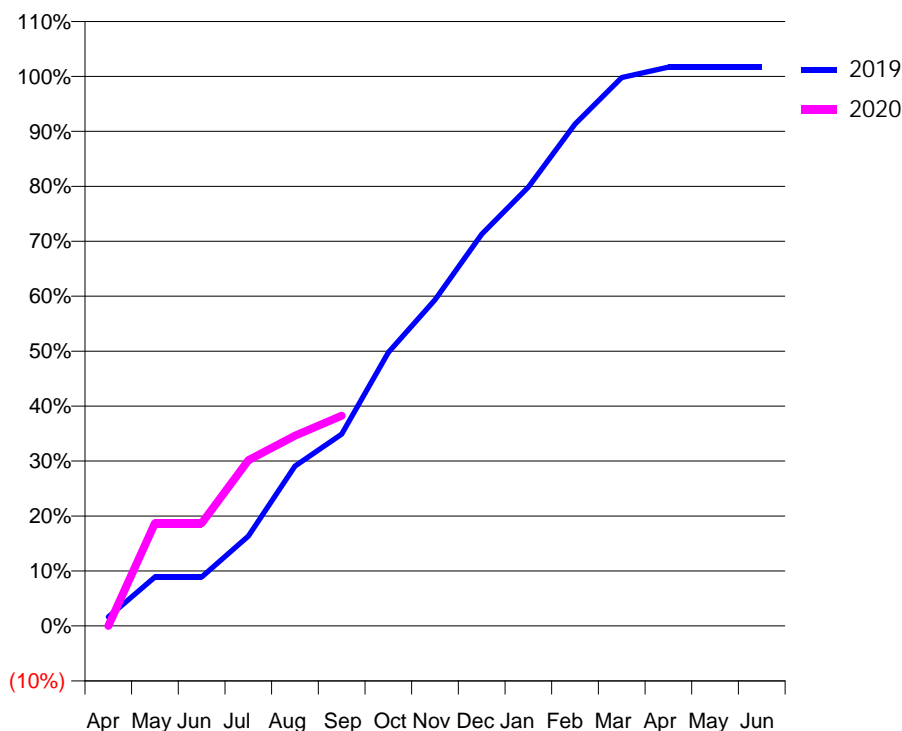
Q67 - Vital Signs Orthodontic At a Glance Contract Report for 326852/0001 - September 2019

| | | | |
|----------------------|--------------------|---------------------------------------------|-------------|
| Name or company name | Xeon Smiles UK Ltd | 19/20 Contracted general activity (UDA) | 0 |
| Contract type name | PDS Contract | Carry forward general activity (UDA) | 0 |
| Purpose of contract | Orthodontic | 19/20 Contracted orthodontic activity (UOA) | 10,918 |
| Contract start date | 01/04/2006 | Carry forward orthodontic activity (UOA) | 0 |
| Contract end date | 31/03/2026 | Baseline contract value | £587,971.77 |

| ACCESS | Contract | England and Wales |
|----------------------------------------------|----------|-------------------|
| 24 month ratio of assessments to patient IDs | 1.00 | 1.07 |

| ACTIVITY | Contract |
|-------------------------------------------------------------------------------------------|----------|
| Contract assess and fit appliances (case starts) as a percentage of Area Team case starts | 6.1 % |

Cumulative percentage of contracted UOA delivered 2019 & 2020



| Month | Adjusted Scheduled Activity (UOA) | | |
|-----------|-----------------------------------|-------|-------|
| | 2018 | 2019 | 2020 |
| April | 0 | 129 | 0 |
| May | 654 | 704 | 2,041 |
| June | 1,232 | 704 | 2,041 |
| July | 1,875 | 1,292 | 3,292 |
| August | 2,614 | 2,300 | 3,779 |
| September | 2,845 | 2,762 | 4,177 |
| October | 3,647 | 3,938 | |
| November | 4,718 | 4,694 | |
| December | 4,718 | 5,639 | |
| January | 4,718 | 6,319 | |
| February | 6,734 | 7,222 | |
| March | 7,133 | 7,894 | |
| April | 7,910 | 8,041 | |
| May | 7,910 | 8,041 | |
| June | 7,910 | 8,041 | |

QUANTITY METRICS (rolling 12 month period)

| | Contract Quantity | Contract Base Number | Contract * | Area Team | Region | England |
|----------------------------------------------------------------------------------|-------------------|----------------------|------------|-----------|--------|---------|
| % of all assessments that were assess and fit appliances (case starts) | 460 | 460 | 100.0% | 73.0% | 55.8% | 57.9% |
| % of all assessments that were assess and refuse | 0 | 460 | 0.0% | 7.8% | 12.8% | 12.4% |
| % of all assessments that were assess and review | 0 | 460 | 0.0% | 19.2% | 31.4% | 29.7% |
| % of case starts with a reported IOTN of 3 and Aesthetic Component of 5 or below | 0 | 460 | N/A | 0.0% | 0.1% | 0.1% |
| % of case starts with a reported IOTN of 3 and Aesthetic Component of 6 or above | 12 | 460 | 2.6% | 1.9% | 3.0% | 4.0% |
| % of case starts with a reported IOTN of 4 | 399 | 460 | 86.7% | 79.0% | 78.1% | 78.0% |
| % of case starts with a reported IOTN of 5 | 43 | 460 | 9.3% | 16.8% | 17.0% | 16.6 % |
| % of concluded courses in receipt of dual-arch fixed appliances | 289 | 320 | 90.3% | 64.6% | 73.2% | 74.0% |
| % of concluded courses where treatment was abandoned or discontinued | 26 | 320 | 8.1% | 10.5% | 7.5% | 8.5% |
| % of patients satisfied with the treatment they have received | 2 | 2 | 100.0% | 95.5% | 97.5% | 95.5% |

* Figures in italics indicate that the base number is less than 100.

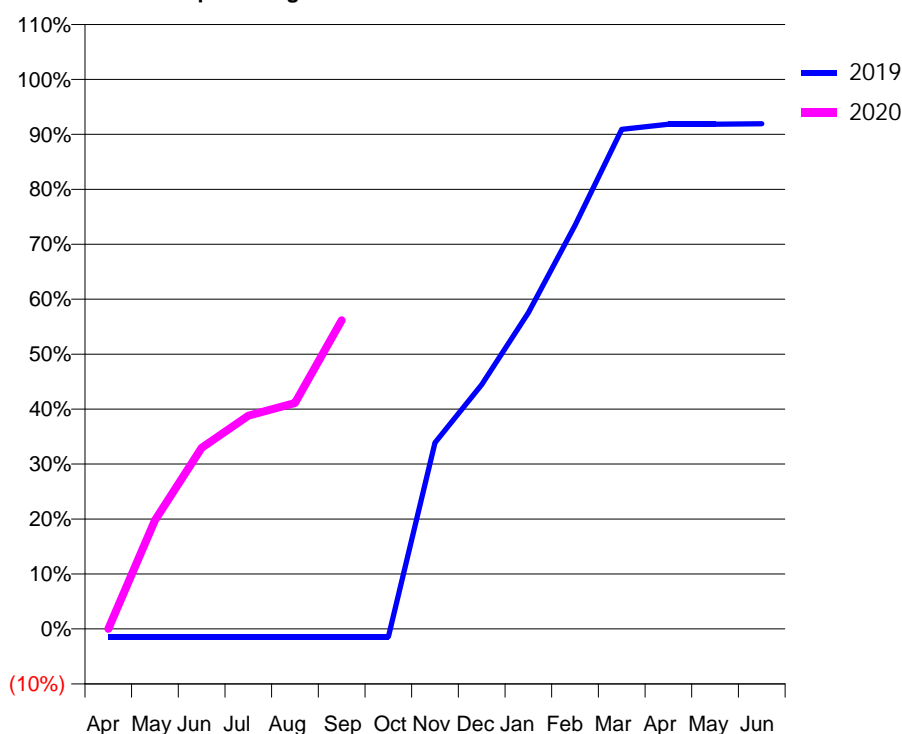
Q67 - Vital Signs Orthodontic At a Glance Contract Report for 330736/0018 - September 2019

| | | | |
|----------------------|-------------------------|---------------------------------------------|---------------|
| Name or company name | MR N PATEL | 19/20 Contracted general activity (UDA) | 38,100 |
| Contract type name | GDS Contract | Carry forward general activity (UDA) | 1,145 |
| Purpose of contract | General and Orthodontic | 19/20 Contracted orthodontic activity (UOA) | 1,275 |
| Contract start date | 01/01/2015 | Carry forward orthodontic activity (UOA) | 0 |
| Contract end date | | Baseline contract value | £1,021,219.32 |

| ACCESS | Contract | England and Wales |
|----------------------------------------------|----------|-------------------|
| 24 month ratio of assessments to patient IDs | 1.18 | 1.07 |

| ACTIVITY | Contract |
|-------------------------------------------------------------------------------------------|----------|
| Contract assess and fit appliances (case starts) as a percentage of Area Team case starts | 0.9 % |

Cumulative percentage of contracted UOA delivered 2019 & 2020



| Month | Adjusted Scheduled Activity (UOA) | | |
|-----------|-----------------------------------|-------|------|
| | 2018 | 2019 | 2020 |
| April | 1 | -18 | 0 |
| May | 214 | -18 | 252 |
| June | 279 | -18 | 420 |
| July | 323 | -18 | 495 |
| August | 410 | -18 | 524 |
| September | 503 | -18 | 716 |
| October | 526 | -18 | |
| November | 642 | 432 | |
| December | 709 | 567 | |
| January | 717 | 734 | |
| February | 877 | 936 | |
| March | 1,129 | 1,159 | |
| April | 1,235 | 1,171 | |
| May | 1,236 | 1,171 | |
| June | 1,236 | 1,172 | |

QUANTITY METRICS (rolling 12 month period)

| | Contract Quantity | Contract Base Number | Contract * | Area Team | Region | England |
|----------------------------------------------------------------------------------|-------------------|----------------------|------------|-----------|--------|---------|
| % of all assessments that were assess and fit appliances (case starts) | 70 | 509 | 13.8% | 73.0% | 55.8% | 57.9% |
| % of all assessments that were assess and refuse | 241 | 509 | 47.3% | 7.8% | 12.8% | 12.4% |
| % of all assessments that were assess and review | 198 | 509 | 38.9% | 19.2% | 31.4% | 29.7% |
| % of case starts with a reported IOTN of 3 and Aesthetic Component of 5 or below | 0 | 70 | <i>N/A</i> | 0.0% | 0.1% | 0.1% |
| % of case starts with a reported IOTN of 3 and Aesthetic Component of 6 or above | 0 | 70 | <i>N/A</i> | 1.9% | 3.0% | 4.0% |
| % of case starts with a reported IOTN of 4 | 63 | 70 | 90.0% | 79.0% | 78.1% | 78.0% |
| % of case starts with a reported IOTN of 5 | 6 | 70 | 8.6% | 16.8% | 17.0% | 16.6% |
| % of concluded courses in receipt of dual-arch fixed appliances | 1 | 18 | 5.6% | 64.6% | 73.2% | 74.0% |
| % of concluded courses where treatment was abandoned or discontinued | 4 | 18 | 22.2% | 10.5% | 7.5% | 8.5% |
| % of patients satisfied with the treatment they have received | 0 | 0 | <i>N/A</i> | 95.5% | 97.5% | 95.5% |

* Figures in italics indicate that the base number is less than 100.

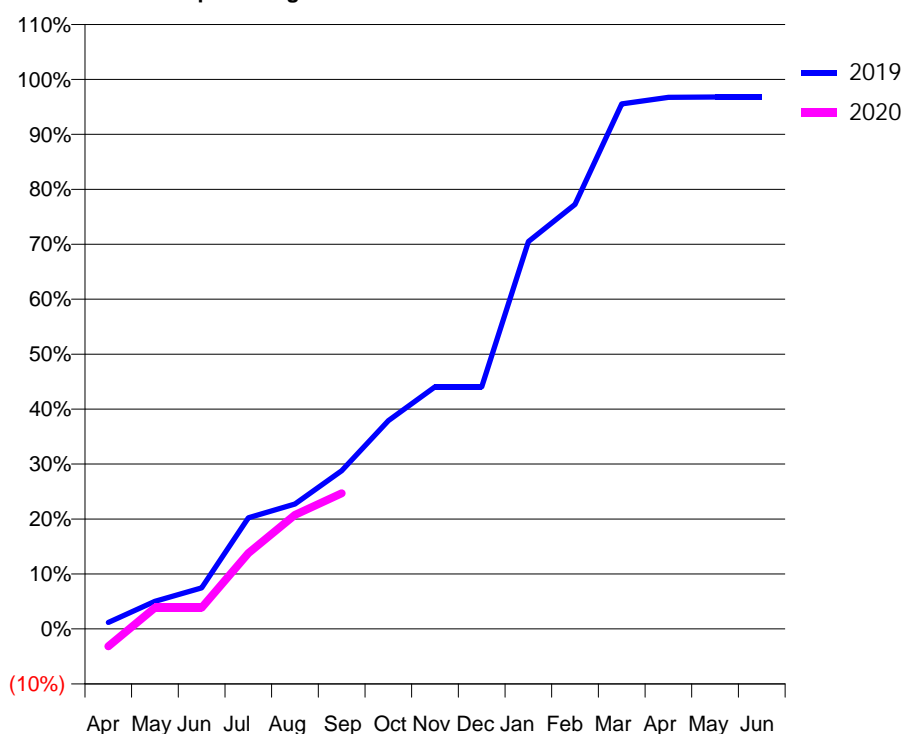
Q67 - Vital Signs Orthodontic At a Glance Contract Report for 574376/0003 - September 2019

| | | | |
|----------------------|----------------------|---------------------------------------------|-------------|
| Name or company name | Eustace and Partners | 19/20 Contracted general activity (UDA) | 0 |
| Contract type name | GDS Contract | Carry forward general activity (UDA) | 0 |
| Purpose of contract | Orthodontic | 19/20 Contracted orthodontic activity (UOA) | 3,561 |
| Contract start date | 01/12/2013 | Carry forward orthodontic activity (UOA) | 114 |
| Contract end date | | Baseline contract value | £239,020.98 |

| ACCESS | Contract | England and Wales |
|----------------------------------------------|----------|-------------------|
| 24 month ratio of assessments to patient IDs | 1.04 | 1.07 |

| ACTIVITY | Contract |
|-------------------------------------------------------------------------------------------|----------|
| Contract assess and fit appliances (case starts) as a percentage of Area Team case starts | 2.2 % |

Cumulative percentage of contracted UOA delivered 2019 & 2020



| Month | Adjusted Scheduled Activity (UOA) | | |
|-----------|-----------------------------------|-------|------|
| | 2018 | 2019 | 2020 |
| April | -91 | 42 | -114 |
| May | -70 | 179 | 138 |
| June | -33 | 267 | 138 |
| July | 207 | 720 | 491 |
| August | 388 | 809 | 739 |
| September | 739 | 1,025 | 879 |
| October | 1,167 | 1,349 | |
| November | 1,472 | 1,569 | |
| December | 1,983 | 1,569 | |
| January | 2,181 | 2,510 | |
| February | 2,509 | 2,751 | |
| March | 3,174 | 3,402 | |
| April | 3,377 | 3,445 | |
| May | 3,377 | 3,447 | |
| June | 3,418 | 3,447 | |

QUANTITY METRICS (rolling 12 month period)

| | Contract Quantity | Contract Base Number | Contract * | Area Team | Region | England |
|----------------------------------------------------------------------------------|-------------------|----------------------|------------|-----------|--------|---------|
| % of all assessments that were assess and fit appliances (case starts) | 165 | 243 | 67.9% | 73.0% | 55.8% | 57.9% |
| % of all assessments that were assess and refuse | 12 | 243 | 4.9% | 7.8% | 12.8% | 12.4% |
| % of all assessments that were assess and review | 66 | 243 | 27.2% | 19.2% | 31.4% | 29.7% |
| % of case starts with a reported IOTN of 3 and Aesthetic Component of 5 or below | 0 | 165 | N/A | 0.0% | 0.1% | 0.1% |
| % of case starts with a reported IOTN of 3 and Aesthetic Component of 6 or above | 13 | 165 | 7.9% | 1.9% | 3.0% | 4.0% |
| % of case starts with a reported IOTN of 4 | 120 | 165 | 72.7% | 79.0% | 78.1% | 78.0% |
| % of case starts with a reported IOTN of 5 | 30 | 165 | 18.2% | 16.8% | 17.0% | 16.6 % |
| % of concluded courses in receipt of dual-arch fixed appliances | 12 | 93 | 12.9% | 64.6% | 73.2% | 74.0% |
| % of concluded courses where treatment was abandoned or discontinued | 6 | 93 | 6.5% | 10.5% | 7.5% | 8.5% |
| % of patients satisfied with the treatment they have received | 0 | 0 | N/A | 95.5% | 97.5% | 95.5% |

* Figures in italics indicate that the base number is less than 100.

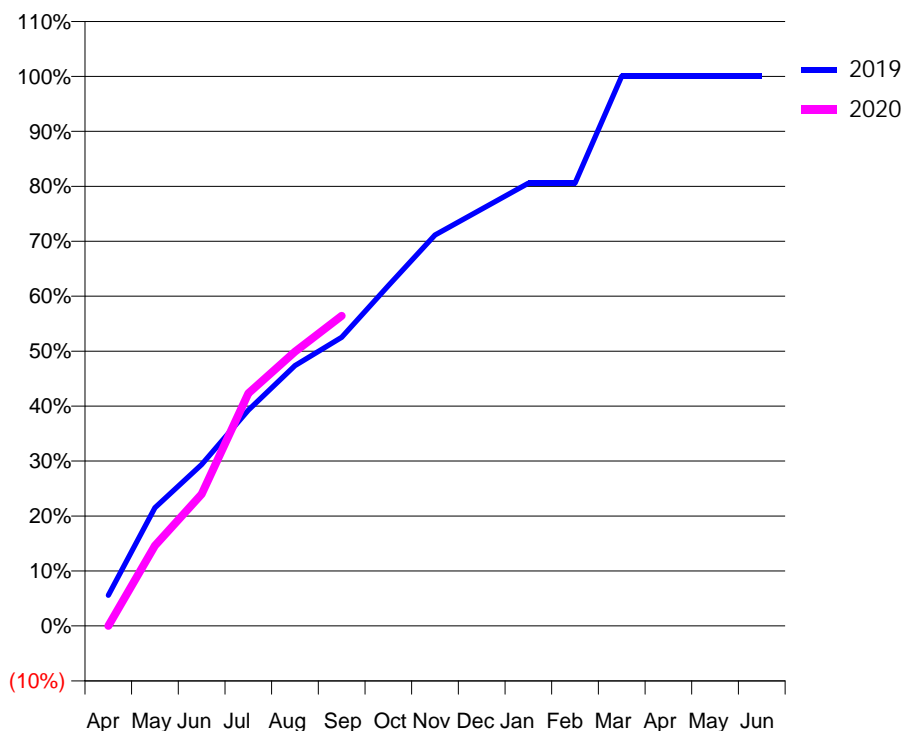
Q67 - Vital Signs Orthodontic At a Glance Contract Report for 811319/0001 - September 2019

| | | | |
|----------------------|--------------------|---------------------------------------------|-------------|
| Name or company name | Xeon Smiles UK Ltd | 19/20 Contracted general activity (UDA) | 0 |
| Contract type name | PDS Contract | Carry forward general activity (UDA) | 0 |
| Purpose of contract | Orthodontic | 19/20 Contracted orthodontic activity (UOA) | 11,664 |
| Contract start date | 01/04/2006 | Carry forward orthodontic activity (UOA) | 0 |
| Contract end date | 31/03/2026 | Baseline contract value | £645,239.30 |

| ACCESS | Contract | England and Wales |
|----------------------------------------------|----------|-------------------|
| 24 month ratio of assessments to patient IDs | 1.00 | 1.07 |

| ACTIVITY | Contract |
|-------------------------------------------------------------------------------------------|----------|
| Contract assess and fit appliances (case starts) as a percentage of Area Team case starts | 7.0 % |

Cumulative percentage of contracted UOA delivered 2019 & 2020



| Month | Adjusted Scheduled Activity (UOA) | | |
|-----------|-----------------------------------|-------|-------|
| | 2018 | 2019 | 2020 |
| April | 613 | 525 | 0 |
| May | 1,348 | 2,016 | 1,705 |
| June | 2,294 | 2,752 | 2,797 |
| July | 3,438 | 3,680 | 4,939 |
| August | 4,283 | 4,440 | 5,821 |
| September | 5,484 | 4,923 | 6,581 |
| October | 6,684 | 5,805 | |
| November | 7,488 | 6,666 | |
| December | 8,551 | 7,107 | |
| January | 9,290 | 7,548 | |
| February | 9,374 | 7,548 | |
| March | 9,374 | 9,375 | |
| April | 9,374 | 9,375 | |
| May | 9,374 | 9,375 | |
| June | 9,374 | 9,375 | |

QUANTITY METRICS (rolling 12 month period)

| | Contract Quantity | Contract Base Number | Contract * | Area Team | Region | England |
|----------------------------------------------------------------------------------|-------------------|----------------------|------------|-----------|--------|---------|
| % of all assessments that were assess and fit appliances (case starts) | 529 | 529 | 100.0% | 73.0% | 55.8% | 57.9% |
| % of all assessments that were assess and refuse | 0 | 529 | 0.0% | 7.8% | 12.8% | 12.4% |
| % of all assessments that were assess and review | 0 | 529 | 0.0% | 19.2% | 31.4% | 29.7% |
| % of case starts with a reported IOTN of 3 and Aesthetic Component of 5 or below | 0 | 529 | N/A | 0.0% | 0.1% | 0.1% |
| % of case starts with a reported IOTN of 3 and Aesthetic Component of 6 or above | 3 | 529 | 0.6% | 1.9% | 3.0% | 4.0% |
| % of case starts with a reported IOTN of 4 | 451 | 529 | 85.3% | 79.0% | 78.1% | 78.0% |
| % of case starts with a reported IOTN of 5 | 74 | 529 | 14.0% | 16.8% | 17.0% | 16.6 % |
| % of concluded courses in receipt of dual-arch fixed appliances | 303 | 324 | 93.5% | 64.6% | 73.2% | 74.0% |
| % of concluded courses where treatment was abandoned or discontinued | 14 | 324 | 4.3% | 10.5% | 7.5% | 8.5% |
| % of patients satisfied with the treatment they have received | 3 | 3 | 100.0% | 95.5% | 97.5% | 95.5% |

* Figures in italics indicate that the base number is less than 100.

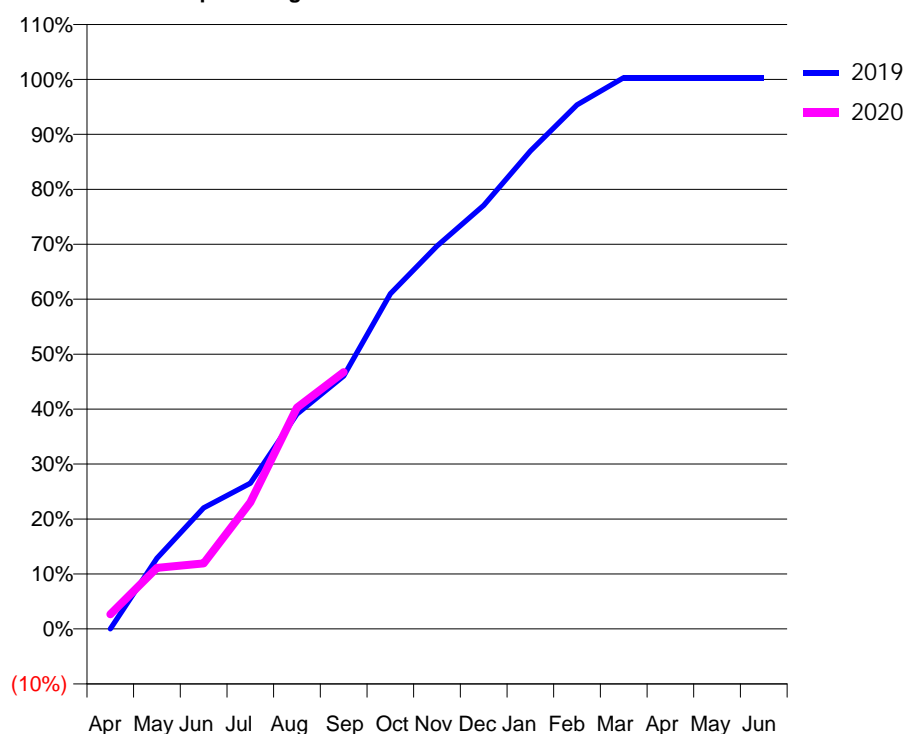
Q67 - Vital Signs Orthodontic At a Glance Contract Report for 835412/0001 - September 2019

| | | | |
|----------------------|--------------------|---------------------------------------------|-------------|
| Name or company name | Total Orthodontics | 19/20 Contracted general activity (UDA) | 0 |
| Contract type name | PDS Contract | Carry forward general activity (UDA) | 0 |
| Purpose of contract | Orthodontic | 19/20 Contracted orthodontic activity (UOA) | 12,671 |
| Contract start date | 01/04/2006 | Carry forward orthodontic activity (UOA) | 0 |
| Contract end date | 31/03/2026 | Baseline contract value | £676,671.98 |

| ACCESS | Contract | England and Wales |
|----------------------------------------------|----------|-------------------|
| 24 month ratio of assessments to patient IDs | 1.00 | 1.07 |

| ACTIVITY | Contract |
|-------------------------------------------------------------------------------------------|----------|
| Contract assess and fit appliances (case starts) as a percentage of Area Team case starts | 6.7 % |

Cumulative percentage of contracted UOA delivered 2019 & 2020



| Month | Adjusted Scheduled Activity (UOA) | | |
|-----------|-----------------------------------|-------|-------|
| | 2018 | 2019 | 2020 |
| April | -14 | 0 | 336 |
| May | 1,103 | 1,092 | 1,407 |
| June | 1,863 | 1,873 | 1,512 |
| July | 2,684 | 2,255 | 2,919 |
| August | 3,230 | 3,326 | 5,103 |
| September | 3,608 | 3,914 | 5,922 |
| October | 4,263 | 5,186 | |
| November | 4,956 | 5,925 | |
| December | 6,006 | 6,555 | |
| January | 6,724 | 7,395 | |
| February | 7,778 | 8,109 | |
| March | 8,576 | 8,529 | |
| April | 8,618 | 8,529 | |
| May | 8,639 | 8,529 | |
| June | 8,639 | 8,529 | |

QUANTITY METRICS (rolling 12 month period)

| | Contract Quantity | Contract Base Number | Contract * | Area Team | Region | England |
|----------------------------------------------------------------------------------|-------------------|----------------------|------------|-----------|--------|---------|
| % of all assessments that were assess and fit appliances (case starts) | 505 | 505 | 100.0% | 73.0% | 55.8% | 57.9% |
| % of all assessments that were assess and refuse | 0 | 505 | 0.0% | 7.8% | 12.8% | 12.4% |
| % of all assessments that were assess and review | 0 | 505 | 0.0% | 19.2% | 31.4% | 29.7% |
| % of case starts with a reported IOTN of 3 and Aesthetic Component of 5 or below | 1 | 505 | 0.2% | 0.0% | 0.1% | 0.1% |
| % of case starts with a reported IOTN of 3 and Aesthetic Component of 6 or above | 5 | 505 | 1.0% | 1.9% | 3.0% | 4.0% |
| % of case starts with a reported IOTN of 4 | 420 | 505 | 83.2% | 79.0% | 78.1% | 78.0% |
| % of case starts with a reported IOTN of 5 | 75 | 505 | 14.9% | 16.8% | 17.0% | 16.6 % |
| % of concluded courses in receipt of dual-arch fixed appliances | 348 | 370 | 94.1% | 64.6% | 73.2% | 74.0% |
| % of concluded courses where treatment was abandoned or discontinued | 5 | 370 | 1.4% | 10.5% | 7.5% | 8.5% |
| % of patients satisfied with the treatment they have received | 0 | 0 | N/A | 95.5% | 97.5% | 95.5% |

* Figures in italics indicate that the base number is less than 100.

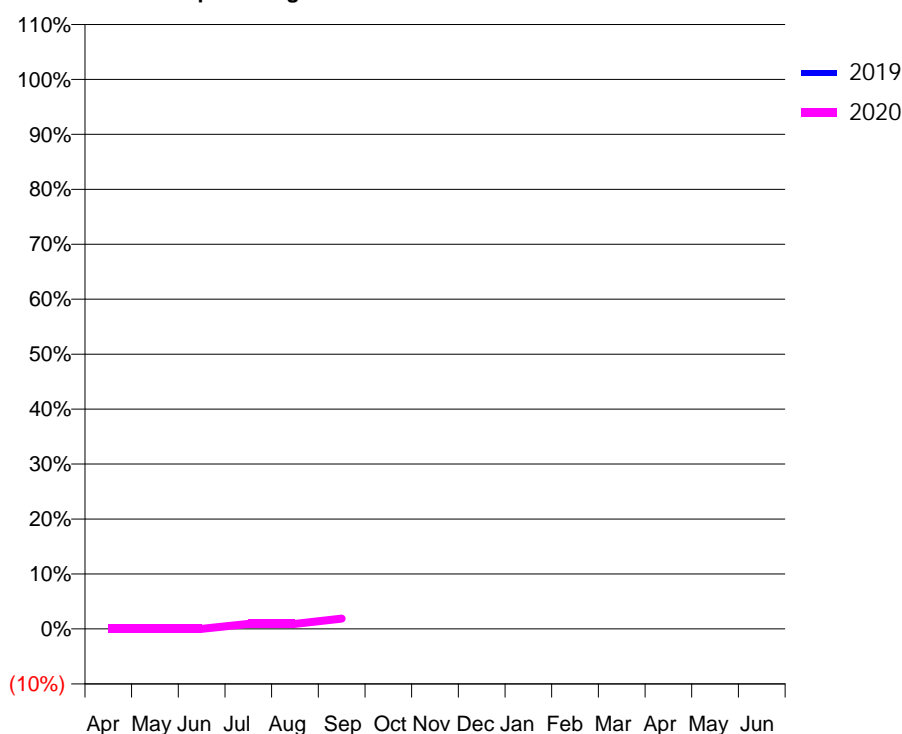
Q68 - Vital Signs Orthodontic At a Glance Contract Report for 100918/0000 - September 2019

| | | | |
|----------------------|----------------------|---------------------------------------------|-------------|
| Name or company name | Neo Orthodontics Ltd | 19/20 Contracted general activity (UDA) | 0 |
| Contract type name | PDS Contract | Carry forward general activity (UDA) | 0 |
| Purpose of contract | Orthodontic | 19/20 Contracted orthodontic activity (UOA) | 10,610 |
| Contract start date | 01/04/2019 | Carry forward orthodontic activity (UOA) | 0 |
| Contract end date | 31/03/2026 | Baseline contract value | £506,613.62 |

| ACCESS | Contract | England and Wales |
|----------------------------------------------|----------|-------------------|
| 24 month ratio of assessments to patient IDs | 1.00 | 1.07 |

| ACTIVITY | Contract |
|-------------------------------------------------------------------------------------------|----------|
| Contract assess and fit appliances (case starts) as a percentage of Area Team case starts | 0.0 % |

Cumulative percentage of contracted UOA delivered 2019 & 2020



| Month | Adjusted Scheduled Activity (UOA) | | |
|-----------|-----------------------------------|------|------|
| | 2018 | 2019 | 2020 |
| April | 0 | 0 | 0 |
| May | 0 | 0 | 0 |
| June | 0 | 0 | 0 |
| July | 0 | 0 | 100 |
| August | 0 | 0 | 100 |
| September | 0 | 0 | 200 |
| October | 0 | 0 | |
| November | 0 | 0 | |
| December | 0 | 0 | |
| January | 0 | 0 | |
| February | 0 | 0 | |
| March | 0 | 0 | |
| April | 0 | 0 | |
| May | 0 | 0 | |
| June | 0 | 0 | |

QUANTITY METRICS (rolling 12 month period)

| | Contract Quantity | Contract Base Number | Contract * | Area Team | Region | England |
|----------------------------------------------------------------------------------|-------------------|----------------------|------------|-----------|--------|---------|
| % of all assessments that were assess and fit appliances (case starts) | 0 | 200 | 0.0% | 63.6% | 55.8% | 57.9% |
| % of all assessments that were assess and refuse | 27 | 200 | 13.5% | 10.3% | 12.8% | 12.4% |
| % of all assessments that were assess and review | 173 | 200 | 86.5% | 26.2% | 31.4% | 29.7% |
| % of case starts with a reported IOTN of 3 and Aesthetic Component of 5 or below | 0 | 0 | <i>N/A</i> | 0.0% | 0.1% | 0.1% |
| % of case starts with a reported IOTN of 3 and Aesthetic Component of 6 or above | 0 | 0 | <i>N/A</i> | 2.6% | 3.0% | 4.0% |
| % of case starts with a reported IOTN of 4 | 0 | 0 | <i>N/A</i> | 78.1% | 78.1% | 78.0% |
| % of case starts with a reported IOTN of 5 | 0 | 0 | <i>N/A</i> | 18.3% | 17.0% | 16.6 % |
| % of concluded courses in receipt of dual-arch fixed appliances | 0 | 0 | <i>N/A</i> | 73.6% | 73.2% | 74.0% |
| % of concluded courses where treatment was abandoned or discontinued | 0 | 0 | <i>N/A</i> | 7.3% | 7.5% | 8.5% |
| % of patients satisfied with the treatment they have received | 0 | 0 | <i>N/A</i> | 97.4% | 97.5% | 95.5% |

* Figures in italics indicate that the base number is less than 100.

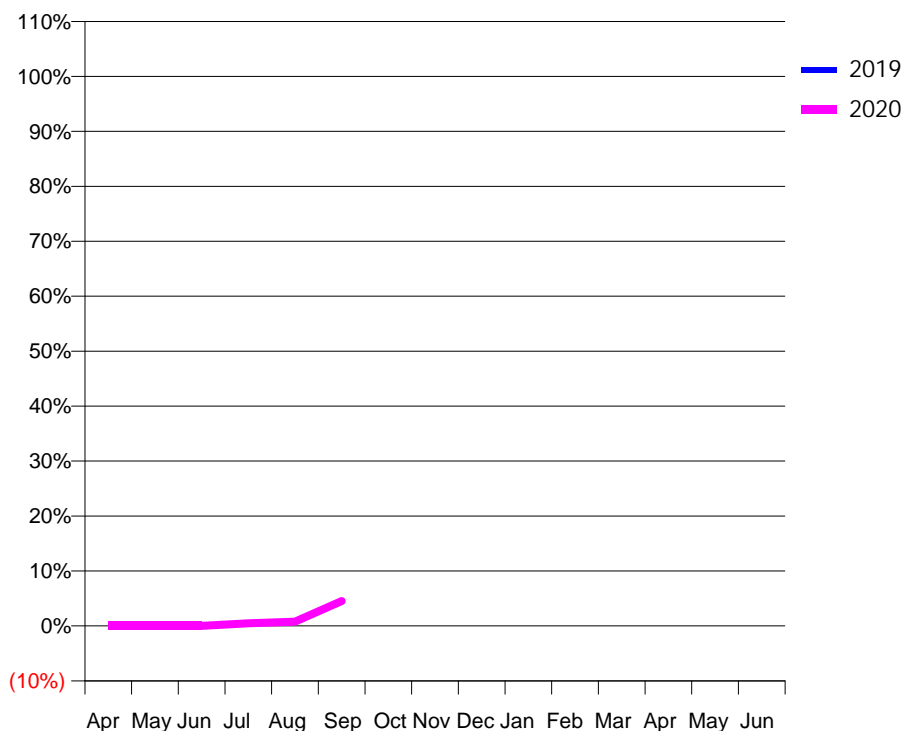
Q68 - Vital Signs Orthodontic At a Glance Contract Report for 100921/0000 - September 2019

| | | | |
|----------------------|----------------------|---------------------------------------------|-------------|
| Name or company name | Neo Orthodontics Ltd | 19/20 Contracted general activity (UDA) | 0 |
| Contract type name | PDS Contract | Carry forward general activity (UDA) | 0 |
| Purpose of contract | Orthodontic | 19/20 Contracted orthodontic activity (UOA) | 13,242 |
| Contract start date | 01/04/2019 | Carry forward orthodontic activity (UOA) | 0 |
| Contract end date | 31/03/2026 | Baseline contract value | £632,288.17 |

| ACCESS | Contract | England and Wales |
|----------------------------------------------|----------|-------------------|
| 24 month ratio of assessments to patient IDs | 1.06 | 1.07 |

| ACTIVITY | Contract |
|-------------------------------------------------------------------------------------------|----------|
| Contract assess and fit appliances (case starts) as a percentage of Area Team case starts | 0.3 % |

Cumulative percentage of contracted UOA delivered 2019 & 2020



| Month | Adjusted Scheduled Activity (UOA) | | |
|-----------|-----------------------------------|------|------|
| | 2018 | 2019 | 2020 |
| April | 0 | 0 | 0 |
| May | 0 | 0 | 0 |
| June | 0 | 0 | 0 |
| July | 0 | 0 | 63 |
| August | 0 | 0 | 103 |
| September | 0 | 0 | 599 |
| October | 0 | 0 | |
| November | 0 | 0 | |
| December | 0 | 0 | |
| January | 0 | 0 | |
| February | 0 | 0 | |
| March | 0 | 0 | |
| April | 0 | 0 | |
| May | 0 | 0 | |
| June | 0 | 0 | |

QUANTITY METRICS (rolling 12 month period)

| | Contract Quantity | Contract Base Number | Contract * | Area Team | Region | England |
|----------------------------------------------------------------------------------|-------------------|----------------------|------------|-----------|--------|---------|
| % of all assessments that were assess and fit appliances (case starts) | 25 | 116 | 21.6% | 63.6% | 55.8% | 57.9% |
| % of all assessments that were assess and refuse | 10 | 116 | 8.6% | 10.3% | 12.8% | 12.4% |
| % of all assessments that were assess and review | 81 | 116 | 69.8% | 26.2% | 31.4% | 29.7% |
| % of case starts with a reported IOTN of 3 and Aesthetic Component of 5 or below | 0 | 25 | <i>N/A</i> | 0.0% | 0.1% | 0.1% |
| % of case starts with a reported IOTN of 3 and Aesthetic Component of 6 or above | 0 | 25 | <i>N/A</i> | 2.6% | 3.0% | 4.0% |
| % of case starts with a reported IOTN of 4 | 22 | 25 | 88.0% | 78.1% | 78.1% | 78.0% |
| % of case starts with a reported IOTN of 5 | 3 | 25 | 12.0% | 18.3% | 17.0% | 16.6 % |
| % of concluded courses in receipt of dual-arch fixed appliances | 0 | 0 | <i>N/A</i> | 73.6% | 73.2% | 74.0% |
| % of concluded courses where treatment was abandoned or discontinued | 0 | 0 | <i>N/A</i> | 7.3% | 7.5% | 8.5% |
| % of patients satisfied with the treatment they have received | 0 | 0 | <i>N/A</i> | 97.4% | 97.5% | 95.5% |

* Figures in italics indicate that the base number is less than 100.

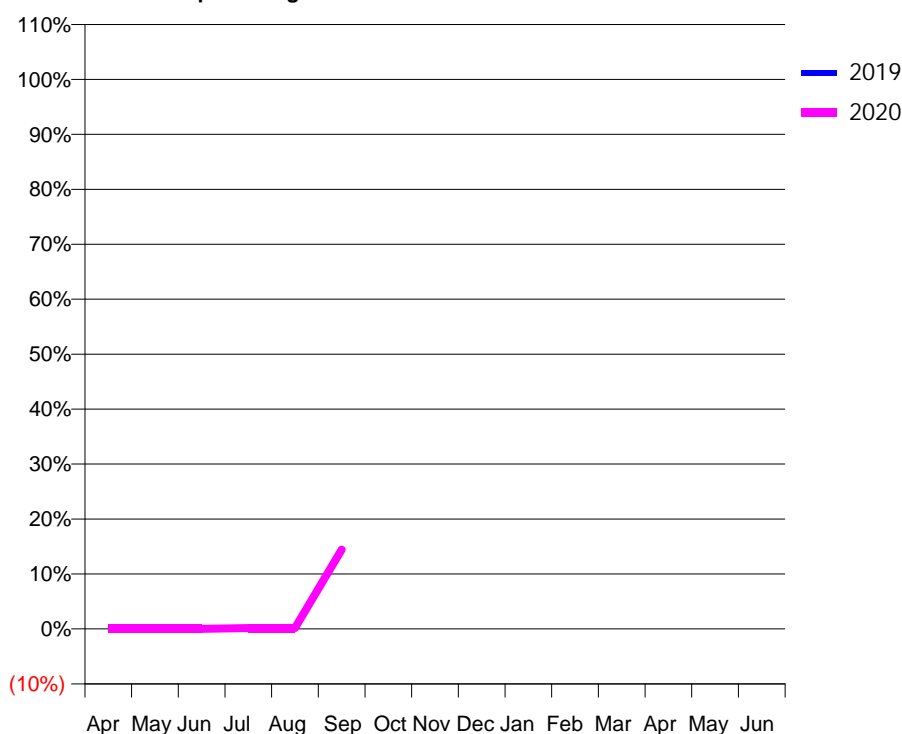
Q68 - Vital Signs Orthodontic At a Glance Contract Report for 100922/0000 - September 2019

| | | | |
|----------------------|----------------------|---------------------------------------------|-------------|
| Name or company name | Neo Orthodontics Ltd | 19/20 Contracted general activity (UDA) | 0 |
| Contract type name | PDS Contract | Carry forward general activity (UDA) | 0 |
| Purpose of contract | Orthodontic | 19/20 Contracted orthodontic activity (UOA) | 12,686 |
| Contract start date | 01/04/2019 | Carry forward orthodontic activity (UOA) | 0 |
| Contract end date | 31/03/2026 | Baseline contract value | £605,739.90 |

| ACCESS | Contract | England and Wales |
|----------------------------------------------|----------|-------------------|
| 24 month ratio of assessments to patient IDs | 1.00 | 1.07 |

| ACTIVITY | Contract |
|-------------------------------------------------------------------------------------------|----------|
| Contract assess and fit appliances (case starts) as a percentage of Area Team case starts | 0.9 % |

Cumulative percentage of contracted UOA delivered 2019 & 2020



| Month | Adjusted Scheduled Activity (UOA) | | |
|-----------|-----------------------------------|------|-------|
| | 2018 | 2019 | 2020 |
| April | 0 | 0 | 0 |
| May | 0 | 0 | 0 |
| June | 0 | 0 | 0 |
| July | 0 | 0 | 21 |
| August | 0 | 0 | 21 |
| September | 0 | 0 | 1,830 |
| October | 0 | 0 | |
| November | 0 | 0 | |
| December | 0 | 0 | |
| January | 0 | 0 | |
| February | 0 | 0 | |
| March | 0 | 0 | |
| April | 0 | 0 | |
| May | 0 | 0 | |
| June | 0 | 0 | |

QUANTITY METRICS (rolling 12 month period)

| | Contract Quantity | Contract Base Number | Contract * | Area Team | Region | England |
|----------------------------------------------------------------------------------|-------------------|----------------------|------------|-----------|--------|---------|
| % of all assessments that were assess and fit appliances (case starts) | 85 | 164 | 51.8% | 63.6% | 55.8% | 57.9% |
| % of all assessments that were assess and refuse | 35 | 164 | 21.3% | 10.3% | 12.8% | 12.4% |
| % of all assessments that were assess and review | 44 | 164 | 26.8% | 26.2% | 31.4% | 29.7% |
| % of case starts with a reported IOTN of 3 and Aesthetic Component of 5 or below | 0 | 85 | <i>N/A</i> | 0.0% | 0.1% | 0.1% |
| % of case starts with a reported IOTN of 3 and Aesthetic Component of 6 or above | 5 | 85 | 5.9% | 2.6% | 3.0% | 4.0% |
| % of case starts with a reported IOTN of 4 | 67 | 85 | 78.8% | 78.1% | 78.1% | 78.0% |
| % of case starts with a reported IOTN of 5 | 11 | 85 | 12.9% | 18.3% | 17.0% | 16.6 % |
| % of concluded courses in receipt of dual-arch fixed appliances | 0 | 1 | <i>N/A</i> | 73.6% | 73.2% | 74.0% |
| % of concluded courses where treatment was abandoned or discontinued | 0 | 1 | 0.0% | 7.3% | 7.5% | 8.5% |
| % of patients satisfied with the treatment they have received | 0 | 0 | <i>N/A</i> | 97.4% | 97.5% | 95.5% |

* Figures in italics indicate that the base number is less than 100.

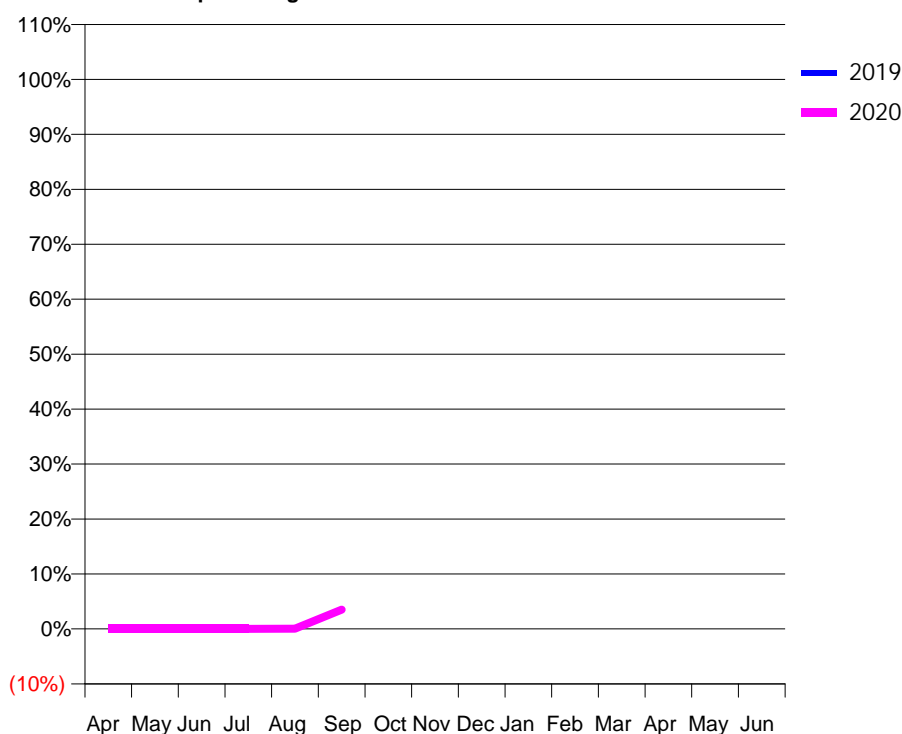
Q68 - Vital Signs Orthodontic At a Glance Contract Report for 100924/0000 - September 2019

| | | | |
|----------------------|----------------------|---------------------------------------------|-------------|
| Name or company name | Neo Orthodontics Ltd | 19/20 Contracted general activity (UDA) | 0 |
| Contract type name | PDS Contract | Carry forward general activity (UDA) | 0 |
| Purpose of contract | Orthodontic | 19/20 Contracted orthodontic activity (UOA) | 6,545 |
| Contract start date | 01/04/2019 | Carry forward orthodontic activity (UOA) | 0 |
| Contract end date | 31/03/2026 | Baseline contract value | £312,515.18 |

| ACCESS | Contract | England and Wales |
|----------------------------------------------|----------|-------------------|
| 24 month ratio of assessments to patient IDs | 1.00 | 1.07 |

| ACTIVITY | Contract |
|-------------------------------------------------------------------------------------------|----------|
| Contract assess and fit appliances (case starts) as a percentage of Area Team case starts | 0.1 % |

Cumulative percentage of contracted UOA delivered 2019 & 2020



| Month | Adjusted Scheduled Activity (UOA) | | |
|-----------|-----------------------------------|------|------|
| | 2018 | 2019 | 2020 |
| April | 0 | 0 | 0 |
| May | 0 | 0 | 0 |
| June | 0 | 0 | 0 |
| July | 0 | 0 | 0 |
| August | 0 | 0 | 4 |
| September | 0 | 0 | 230 |
| October | 0 | 0 | |
| November | 0 | 0 | |
| December | 0 | 0 | |
| January | 0 | 0 | |
| February | 0 | 0 | |
| March | 0 | 0 | |
| April | 0 | 0 | |
| May | 0 | 0 | |
| June | 0 | 0 | |

QUANTITY METRICS (rolling 12 month period)

| | Contract Quantity | Contract Base Number | Contract * | Area Team | Region | England |
|----------------------------------------------------------------------------------|-------------------|----------------------|------------|-----------|--------|---------|
| % of all assessments that were assess and fit appliances (case starts) | 10 | 30 | 33.3% | 63.6% | 55.8% | 57.9% |
| % of all assessments that were assess and refuse | 7 | 30 | 23.3% | 10.3% | 12.8% | 12.4% |
| % of all assessments that were assess and review | 13 | 30 | 43.3% | 26.2% | 31.4% | 29.7% |
| % of case starts with a reported IOTN of 3 and Aesthetic Component of 5 or below | 0 | 10 | <i>N/A</i> | 0.0% | 0.1% | 0.1% |
| % of case starts with a reported IOTN of 3 and Aesthetic Component of 6 or above | 0 | 10 | <i>N/A</i> | 2.6% | 3.0% | 4.0% |
| % of case starts with a reported IOTN of 4 | 9 | 10 | 90.0% | 78.1% | 78.1% | 78.0% |
| % of case starts with a reported IOTN of 5 | 1 | 10 | 10.0% | 18.3% | 17.0% | 16.6 % |
| % of concluded courses in receipt of dual-arch fixed appliances | 0 | 0 | <i>N/A</i> | 73.6% | 73.2% | 74.0% |
| % of concluded courses where treatment was abandoned or discontinued | 0 | 0 | <i>N/A</i> | 7.3% | 7.5% | 8.5% |
| % of patients satisfied with the treatment they have received | 0 | 0 | <i>N/A</i> | 97.4% | 97.5% | 95.5% |

* Figures in italics indicate that the base number is less than 100.

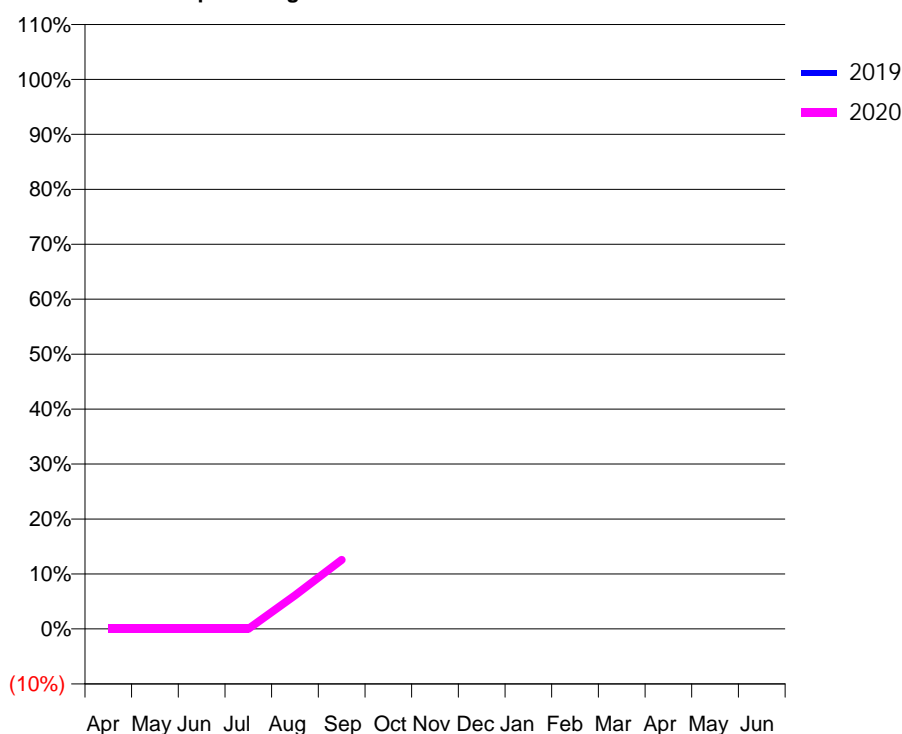
Q68 - Vital Signs Orthodontic At a Glance Contract Report for 100928/0000 - September 2019

| | | | |
|----------------------|----------------------|---------------------------------------------|-------------|
| Name or company name | Neo Orthodontics Ltd | 19/20 Contracted general activity (UDA) | 0 |
| Contract type name | PDS Contract | Carry forward general activity (UDA) | 0 |
| Purpose of contract | Orthodontic | 19/20 Contracted orthodontic activity (UOA) | 7,835 |
| Contract start date | 01/04/2019 | Carry forward orthodontic activity (UOA) | 0 |
| Contract end date | 31/03/2026 | Baseline contract value | £374,111.00 |

| ACCESS | Contract | England and Wales |
|----------------------------------------------|----------|-------------------|
| 24 month ratio of assessments to patient IDs | 1.02 | 1.07 |

| ACTIVITY | Contract |
|-------------------------------------------------------------------------------------------|----------|
| Contract assess and fit appliances (case starts) as a percentage of Area Team case starts | 0.4 % |

Cumulative percentage of contracted UOA delivered 2019 & 2020



| Month | Adjusted Scheduled Activity (UOA) | | |
|-----------|-----------------------------------|------|------|
| | 2018 | 2019 | 2020 |
| April | 0 | 0 | 0 |
| May | 0 | 0 | 0 |
| June | 0 | 0 | 0 |
| July | 0 | 0 | 0 |
| August | 0 | 0 | 478 |
| September | 0 | 0 | 985 |
| October | 0 | 0 | |
| November | 0 | 0 | |
| December | 0 | 0 | |
| January | 0 | 0 | |
| February | 0 | 0 | |
| March | 0 | 0 | |
| April | 0 | 0 | |
| May | 0 | 0 | |
| June | 0 | 0 | |

QUANTITY METRICS (rolling 12 month period)

| | Contract Quantity | Contract Base Number | Contract * | Area Team | Region | England |
|----------------------------------------------------------------------------------|-------------------|----------------------|------------|-----------|--------|---------|
| % of all assessments that were assess and fit appliances (case starts) | 44 | 106 | 41.5% | 63.6% | 55.8% | 57.9% |
| % of all assessments that were assess and refuse | 30 | 106 | 28.3% | 10.3% | 12.8% | 12.4% |
| % of all assessments that were assess and review | 32 | 106 | 30.2% | 26.2% | 31.4% | 29.7% |
| % of case starts with a reported IOTN of 3 and Aesthetic Component of 5 or below | 0 | 44 | <i>N/A</i> | 0.0% | 0.1% | 0.1% |
| % of case starts with a reported IOTN of 3 and Aesthetic Component of 6 or above | 3 | 44 | 6.8% | 2.6% | 3.0% | 4.0% |
| % of case starts with a reported IOTN of 4 | 38 | 44 | 86.4% | 78.1% | 78.1% | 78.0% |
| % of case starts with a reported IOTN of 5 | 3 | 44 | 6.8% | 18.3% | 17.0% | 16.6 % |
| % of concluded courses in receipt of dual-arch fixed appliances | 0 | 0 | <i>N/A</i> | 73.6% | 73.2% | 74.0% |
| % of concluded courses where treatment was abandoned or discontinued | 0 | 0 | <i>N/A</i> | 7.3% | 7.5% | 8.5% |
| % of patients satisfied with the treatment they have received | 0 | 0 | <i>N/A</i> | 97.4% | 97.5% | 95.5% |

* Figures in italics indicate that the base number is less than 100.

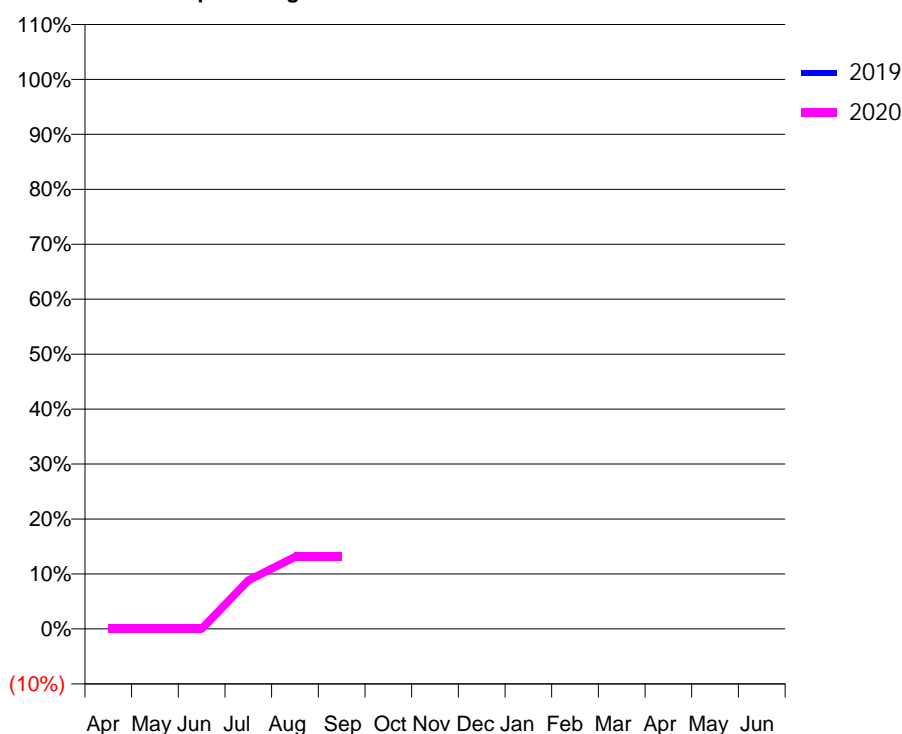
Q68 - Vital Signs Orthodontic At a Glance Contract Report for 100932/0000 - September 2019

| | | | |
|----------------------|----------------------------|---------------------------------------------|-------------|
| Name or company name | Portman Healthcare Limited | 19/20 Contracted general activity (UDA) | 0 |
| Contract type name | PDS Contract | Carry forward general activity (UDA) | 0 |
| Purpose of contract | Orthodontic | 19/20 Contracted orthodontic activity (UOA) | 7,637 |
| Contract start date | 01/04/2019 | Carry forward orthodontic activity (UOA) | 0 |
| Contract end date | 31/03/2026 | Baseline contract value | £364,656.76 |

| ACCESS | Contract | England and Wales |
|----------------------------------------------|----------|-------------------|
| 24 month ratio of assessments to patient IDs | 1.01 | 1.07 |

| ACTIVITY | Contract |
|-------------------------------------------------------------------------------------------|----------|
| Contract assess and fit appliances (case starts) as a percentage of Area Team case starts | 0.5 % |

Cumulative percentage of contracted UOA delivered 2019 & 2020



| Month | Adjusted Scheduled Activity (UOA) | | |
|-----------|-----------------------------------|------|-------|
| | 2018 | 2019 | 2020 |
| April | 0 | 0 | 0 |
| May | 0 | 0 | 0 |
| June | 0 | 0 | 0 |
| July | 0 | 0 | 676 |
| August | 0 | 0 | 1,000 |
| September | 0 | 0 | 1,000 |
| October | 0 | 0 | |
| November | 0 | 0 | |
| December | 0 | 0 | |
| January | 0 | 0 | |
| February | 0 | 0 | |
| March | 0 | 0 | |
| April | 0 | 0 | |
| May | 0 | 0 | |
| June | 0 | 0 | |

QUANTITY METRICS (rolling 12 month period)

| | Contract Quantity | Contract Base Number | Contract * | Area Team | Region | England |
|----------------------------------------------------------------------------------|-------------------|----------------------|------------|-----------|--------|---------|
| % of all assessments that were assess and fit appliances (case starts) | 46 | 118 | 39.0% | 63.6% | 55.8% | 57.9% |
| % of all assessments that were assess and refuse | 2 | 118 | 1.7% | 10.3% | 12.8% | 12.4% |
| % of all assessments that were assess and review | 70 | 118 | 59.3% | 26.2% | 31.4% | 29.7% |
| % of case starts with a reported IOTN of 3 and Aesthetic Component of 5 or below | 0 | 46 | <i>N/A</i> | 0.0% | 0.1% | 0.1% |
| % of case starts with a reported IOTN of 3 and Aesthetic Component of 6 or above | 0 | 46 | <i>N/A</i> | 2.6% | 3.0% | 4.0% |
| % of case starts with a reported IOTN of 4 | 37 | 46 | 80.4% | 78.1% | 78.1% | 78.0% |
| % of case starts with a reported IOTN of 5 | 9 | 46 | 19.6% | 18.3% | 17.0% | 16.6 % |
| % of concluded courses in receipt of dual-arch fixed appliances | 0 | 0 | <i>N/A</i> | 73.6% | 73.2% | 74.0% |
| % of concluded courses where treatment was abandoned or discontinued | 0 | 0 | <i>N/A</i> | 7.3% | 7.5% | 8.5% |
| % of patients satisfied with the treatment they have received | 0 | 0 | <i>N/A</i> | 97.4% | 97.5% | 95.5% |

* Figures in italics indicate that the base number is less than 100.

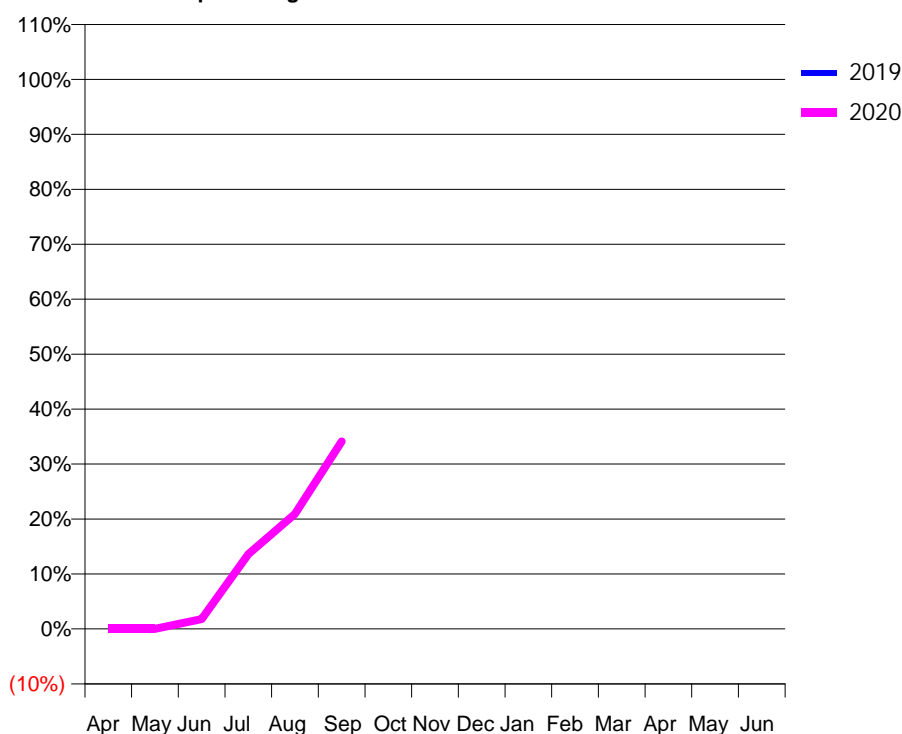
Q68 - Vital Signs Orthodontic At a Glance Contract Report for 100933/0000 - September 2019

| | | | |
|----------------------|----------------------------|---------------------------------------------|-------------|
| Name or company name | Portman Healthcare Limited | 19/20 Contracted general activity (UDA) | 0 |
| Contract type name | PDS Contract | Carry forward general activity (UDA) | 0 |
| Purpose of contract | Orthodontic | 19/20 Contracted orthodontic activity (UOA) | 8,291 |
| Contract start date | 01/04/2019 | Carry forward orthodontic activity (UOA) | 0 |
| Contract end date | 31/03/2026 | Baseline contract value | £395,884.40 |

| ACCESS | Contract | England and Wales |
|----------------------------------------------|----------|-------------------|
| 24 month ratio of assessments to patient IDs | 1.01 | 1.07 |

| ACTIVITY | Contract |
|-------------------------------------------------------------------------------------------|----------|
| Contract assess and fit appliances (case starts) as a percentage of Area Team case starts | 1.3 % |

Cumulative percentage of contracted UOA delivered 2019 & 2020



| Month | Adjusted Scheduled Activity (UOA) | | |
|-----------|-----------------------------------|------|-------|
| | 2018 | 2019 | 2020 |
| April | 0 | 0 | 0 |
| May | 0 | 0 | 0 |
| June | 0 | 0 | 150 |
| July | 0 | 0 | 1,129 |
| August | 0 | 0 | 1,735 |
| September | 0 | 0 | 2,830 |
| October | 0 | 0 | |
| November | 0 | 0 | |
| December | 0 | 0 | |
| January | 0 | 0 | |
| February | 0 | 0 | |
| March | 0 | 0 | |
| April | 0 | 0 | |
| May | 0 | 0 | |
| June | 0 | 0 | |

QUANTITY METRICS (rolling 12 month period)

| | Contract Quantity | Contract Base Number | Contract * | Area Team | Region | England |
|----------------------------------------------------------------------------------|-------------------|----------------------|------------|-----------|--------|---------|
| % of all assessments that were assess and fit appliances (case starts) | 126 | 308 | 40.9% | 63.6% | 55.8% | 57.9% |
| % of all assessments that were assess and refuse | 2 | 308 | 0.6% | 10.3% | 12.8% | 12.4% |
| % of all assessments that were assess and review | 180 | 308 | 58.4% | 26.2% | 31.4% | 29.7% |
| % of case starts with a reported IOTN of 3 and Aesthetic Component of 5 or below | 1 | 126 | 0.8% | 0.0% | 0.1% | 0.1% |
| % of case starts with a reported IOTN of 3 and Aesthetic Component of 6 or above | 2 | 126 | 1.6% | 2.6% | 3.0% | 4.0% |
| % of case starts with a reported IOTN of 4 | 110 | 126 | 87.3% | 78.1% | 78.1% | 78.0% |
| % of case starts with a reported IOTN of 5 | 13 | 126 | 10.3% | 18.3% | 17.0% | 16.6 % |
| % of concluded courses in receipt of dual-arch fixed appliances | 0 | 3 | <i>N/A</i> | 73.6% | 73.2% | 74.0% |
| % of concluded courses where treatment was abandoned or discontinued | 3 | 3 | 100.0% | 7.3% | 7.5% | 8.5% |
| % of patients satisfied with the treatment they have received | 0 | 0 | <i>N/A</i> | 97.4% | 97.5% | 95.5% |

* Figures in italics indicate that the base number is less than 100.

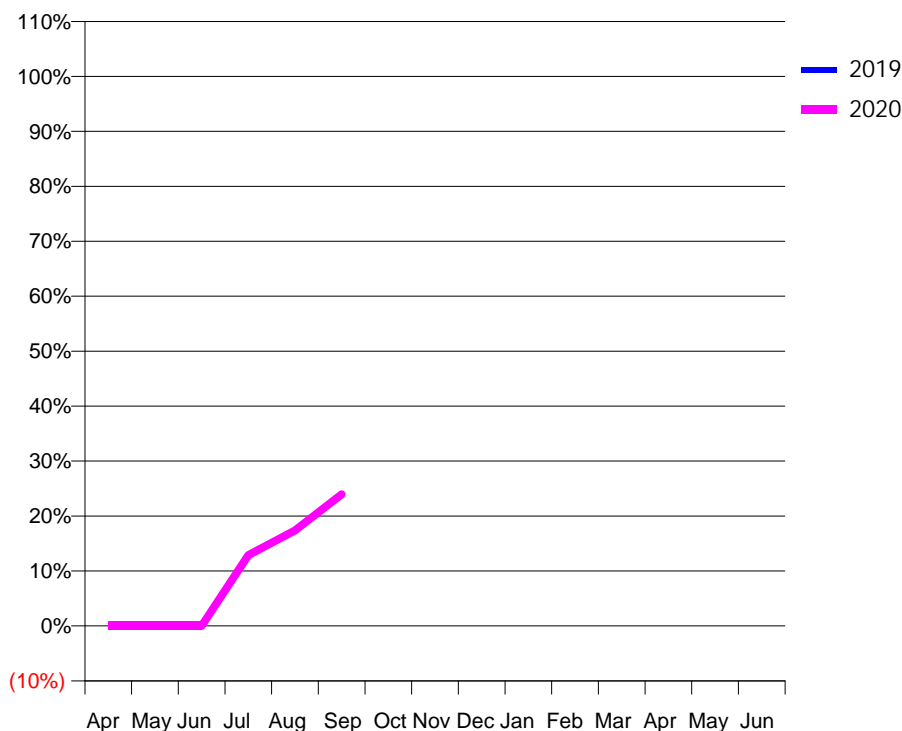
Q68 - Vital Signs Orthodontic At a Glance Contract Report for 100935/0000 - September 2019

| | | | |
|----------------------|--------------|---------------------------------------------|-------------|
| Name or company name | MR AT SMITH | 19/20 Contracted general activity (UDA) | 0 |
| Contract type name | PDS Contract | Carry forward general activity (UDA) | 0 |
| Purpose of contract | Orthodontic | 19/20 Contracted orthodontic activity (UOA) | 11,525 |
| Contract start date | 01/04/2019 | Carry forward orthodontic activity (UOA) | 0 |
| Contract end date | 31/03/2026 | Baseline contract value | £570,354.81 |

| ACCESS | Contract | England and Wales |
|----------------------------------------------|----------|-------------------|
| 24 month ratio of assessments to patient IDs | 1.00 | 1.07 |

| ACTIVITY | Contract |
|-------------------------------------------------------------------------------------------|----------|
| Contract assess and fit appliances (case starts) as a percentage of Area Team case starts | 1.3 % |

Cumulative percentage of contracted UOA delivered 2019 & 2020



| Month | Adjusted Scheduled Activity (UOA) | | |
|-----------|-----------------------------------|------|-------|
| | 2018 | 2019 | 2020 |
| April | 0 | 0 | 0 |
| May | 0 | 0 | 0 |
| June | 0 | 0 | 0 |
| July | 0 | 0 | 1,486 |
| August | 0 | 0 | 2,005 |
| September | 0 | 0 | 2,763 |
| October | 0 | 0 | |
| November | 0 | 0 | |
| December | 0 | 0 | |
| January | 0 | 0 | |
| February | 0 | 0 | |
| March | 0 | 0 | |
| April | 0 | 0 | |
| May | 0 | 0 | |
| June | 0 | 0 | |

QUANTITY METRICS (rolling 12 month period)

| | Contract Quantity | Contract Base Number | Contract * | Area Team | Region | England |
|----------------------------------------------------------------------------------|-------------------|----------------------|------------|-----------|--------|---------|
| % of all assessments that were assess and fit appliances (case starts) | 129 | 200 | 64.5% | 63.6% | 55.8% | 57.9% |
| % of all assessments that were assess and refuse | 55 | 200 | 27.5% | 10.3% | 12.8% | 12.4% |
| % of all assessments that were assess and review | 16 | 200 | 8.0% | 26.2% | 31.4% | 29.7% |
| % of case starts with a reported IOTN of 3 and Aesthetic Component of 5 or below | 0 | 129 | N/A | 0.0% | 0.1% | 0.1% |
| % of case starts with a reported IOTN of 3 and Aesthetic Component of 6 or above | 3 | 129 | 2.3% | 2.6% | 3.0% | 4.0% |
| % of case starts with a reported IOTN of 4 | 107 | 129 | 82.9% | 78.1% | 78.1% | 78.0% |
| % of case starts with a reported IOTN of 5 | 19 | 129 | 14.7% | 18.3% | 17.0% | 16.6 % |
| % of concluded courses in receipt of dual-arch fixed appliances | 3 | 4 | 75.0% | 73.6% | 73.2% | 74.0% |
| % of concluded courses where treatment was abandoned or discontinued | 1 | 4 | 25.0% | 7.3% | 7.5% | 8.5% |
| % of patients satisfied with the treatment they have received | 0 | 0 | N/A | 97.4% | 97.5% | 95.5% |

* Figures in italics indicate that the base number is less than 100.

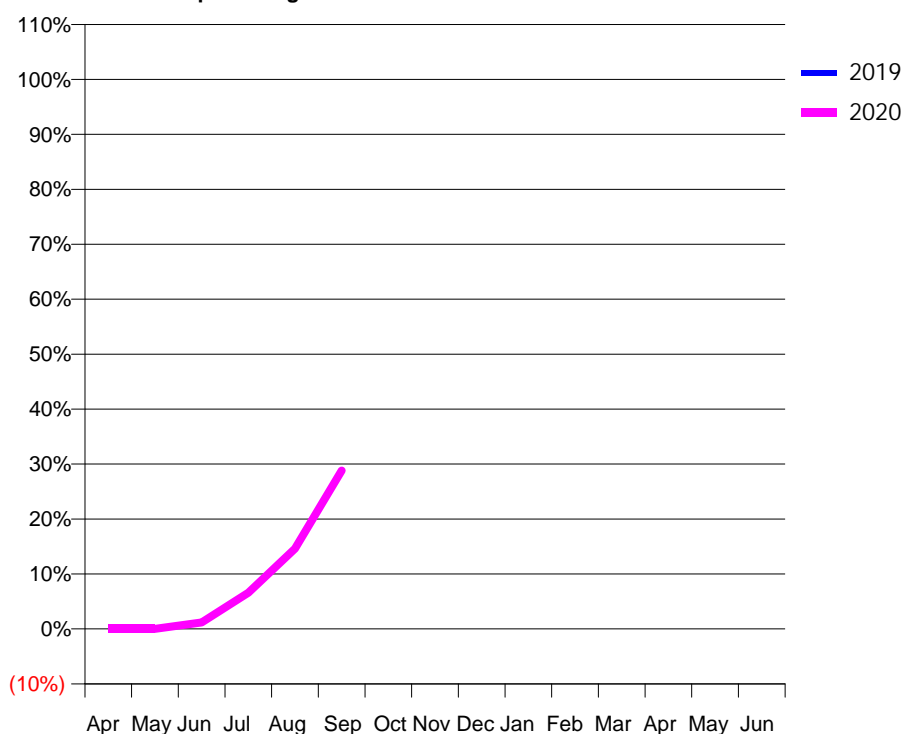
Q68 - Vital Signs Orthodontic At a Glance Contract Report for 100937/0000 - September 2019

| | | | |
|----------------------|----------------------------|---------------------------------------------|-------------|
| Name or company name | Portman Healthcare Limited | 19/20 Contracted general activity (UDA) | 0 |
| Contract type name | PDS Contract | Carry forward general activity (UDA) | 0 |
| Purpose of contract | Orthodontic | 19/20 Contracted orthodontic activity (UOA) | 7,122 |
| Contract start date | 01/04/2019 | Carry forward orthodontic activity (UOA) | 0 |
| Contract end date | 31/03/2026 | Baseline contract value | £340,066.18 |

| ACCESS | Contract | England and Wales |
|----------------------------------------------|----------|-------------------|
| 24 month ratio of assessments to patient IDs | 1.00 | 1.07 |

| ACTIVITY | Contract |
|-------------------------------------------------------------------------------------------|----------|
| Contract assess and fit appliances (case starts) as a percentage of Area Team case starts | 1.0 % |

Cumulative percentage of contracted UOA delivered 2019 & 2020



| Month | Adjusted Scheduled Activity (UOA) | | |
|-----------|-----------------------------------|------|-------|
| | 2018 | 2019 | 2020 |
| April | 0 | 0 | 0 |
| May | 0 | 0 | 0 |
| June | 0 | 0 | 84 |
| July | 0 | 0 | 470 |
| August | 0 | 0 | 1,041 |
| September | 0 | 0 | 2,053 |
| October | 0 | 0 | |
| November | 0 | 0 | |
| December | 0 | 0 | |
| January | 0 | 0 | |
| February | 0 | 0 | |
| March | 0 | 0 | |
| April | 0 | 0 | |
| May | 0 | 0 | |
| June | 0 | 0 | |

QUANTITY METRICS (rolling 12 month period)

| | Contract Quantity | Contract Base Number | Contract * | Area Team | Region | England |
|----------------------------------------------------------------------------------|-------------------|----------------------|------------|-----------|--------|---------|
| % of all assessments that were assess and fit appliances (case starts) | 101 | 101 | 100.0% | 63.6% | 55.8% | 57.9% |
| % of all assessments that were assess and refuse | 0 | 101 | 0.0% | 10.3% | 12.8% | 12.4% |
| % of all assessments that were assess and review | 0 | 101 | 0.0% | 26.2% | 31.4% | 29.7% |
| % of case starts with a reported IOTN of 3 and Aesthetic Component of 5 or below | 0 | 101 | N/A | 0.0% | 0.1% | 0.1% |
| % of case starts with a reported IOTN of 3 and Aesthetic Component of 6 or above | 2 | 101 | 2.0% | 2.6% | 3.0% | 4.0% |
| % of case starts with a reported IOTN of 4 | 82 | 101 | 81.2% | 78.1% | 78.1% | 78.0% |
| % of case starts with a reported IOTN of 5 | 17 | 101 | 16.8% | 18.3% | 17.0% | 16.6 % |
| % of concluded courses in receipt of dual-arch fixed appliances | 0 | 0 | N/A | 73.6% | 73.2% | 74.0% |
| % of concluded courses where treatment was abandoned or discontinued | 0 | 0 | N/A | 7.3% | 7.5% | 8.5% |
| % of patients satisfied with the treatment they have received | 0 | 0 | N/A | 97.4% | 97.5% | 95.5% |

* Figures in italics indicate that the base number is less than 100.

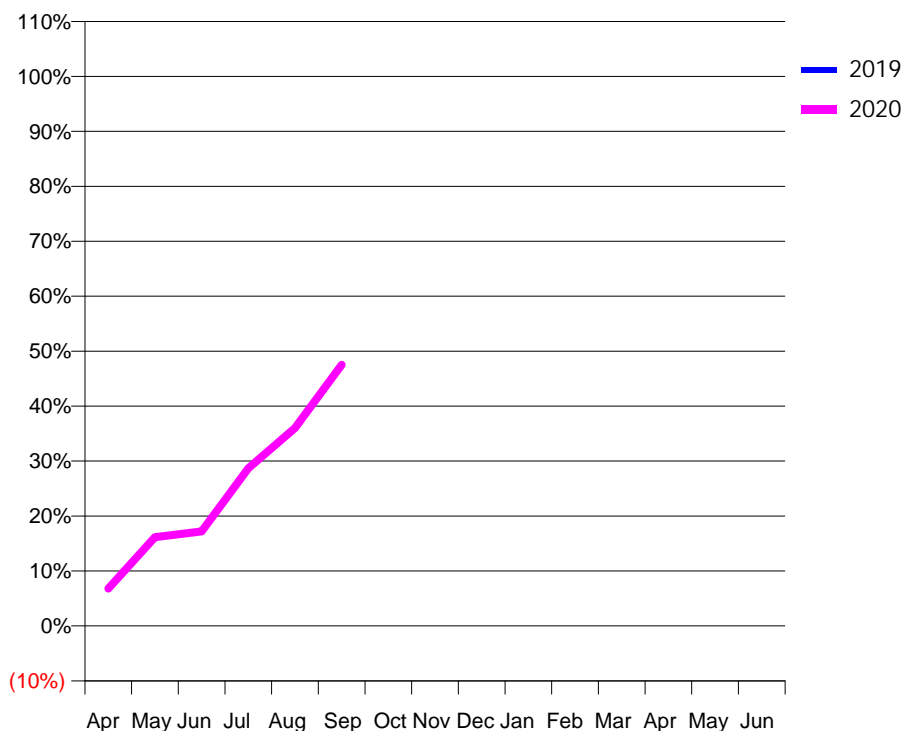
Q68 - Vital Signs Orthodontic At a Glance Contract Report for 100940/0000 - September 2019

| | | | |
|----------------------|-----------------------------|---------------------------------------------|-------------|
| Name or company name | Surrey Orthodontics Limited | 19/20 Contracted general activity (UDA) | 0 |
| Contract type name | PDS Contract | Carry forward general activity (UDA) | 0 |
| Purpose of contract | Orthodontic | 19/20 Contracted orthodontic activity (UOA) | 8,680 |
| Contract start date | 01/04/2019 | Carry forward orthodontic activity (UOA) | 0 |
| Contract end date | 31/03/2026 | Baseline contract value | £483,157.77 |

| ACCESS | Contract | England and Wales |
|----------------------------------------------|----------|-------------------|
| 24 month ratio of assessments to patient IDs | 1.00 | 1.07 |

| ACTIVITY | Contract |
|-------------------------------------------------------------------------------------------|----------|
| Contract assess and fit appliances (case starts) as a percentage of Area Team case starts | 1.9 % |

Cumulative percentage of contracted UOA delivered 2019 & 2020



| Month | Adjusted Scheduled Activity (UOA) | | |
|-----------|-----------------------------------|------|-------|
| | 2018 | 2019 | 2020 |
| April | 0 | 0 | 591 |
| May | 0 | 0 | 1,403 |
| June | 0 | 0 | 1,493 |
| July | 0 | 0 | 2,492 |
| August | 0 | 0 | 3,125 |
| September | 0 | 0 | 4,126 |
| October | 0 | 0 | |
| November | 0 | 0 | |
| December | 0 | 0 | |
| January | 0 | 0 | |
| February | 0 | 0 | |
| March | 0 | 0 | |
| April | 0 | 0 | |
| May | 0 | 0 | |
| June | 0 | 0 | |

QUANTITY METRICS (rolling 12 month period)

| | Contract Quantity | Contract Base Number | Contract * | Area Team | Region | England |
|----------------------------------------------------------------------------------|-------------------|----------------------|------------|-----------|--------|---------|
| % of all assessments that were assess and fit appliances (case starts) | 188 | 541 | 34.8% | 63.6% | 55.8% | 57.9% |
| % of all assessments that were assess and refuse | 219 | 541 | 40.5% | 10.3% | 12.8% | 12.4% |
| % of all assessments that were assess and review | 134 | 541 | 24.8% | 26.2% | 31.4% | 29.7% |
| % of case starts with a reported IOTN of 3 and Aesthetic Component of 5 or below | 0 | 188 | N/A | 0.0% | 0.1% | 0.1% |
| % of case starts with a reported IOTN of 3 and Aesthetic Component of 6 or above | 3 | 188 | 1.6% | 2.6% | 3.0% | 4.0% |
| % of case starts with a reported IOTN of 4 | 158 | 188 | 84.0% | 78.1% | 78.1% | 78.0% |
| % of case starts with a reported IOTN of 5 | 27 | 188 | 14.4% | 18.3% | 17.0% | 16.6 % |
| % of concluded courses in receipt of dual-arch fixed appliances | 210 | 240 | 87.5% | 73.6% | 73.2% | 74.0% |
| % of concluded courses where treatment was abandoned or discontinued | 17 | 240 | 7.1% | 7.3% | 7.5% | 8.5% |
| % of patients satisfied with the treatment they have received | 0 | 0 | N/A | 97.4% | 97.5% | 95.5% |

* Figures in italics indicate that the base number is less than 100.

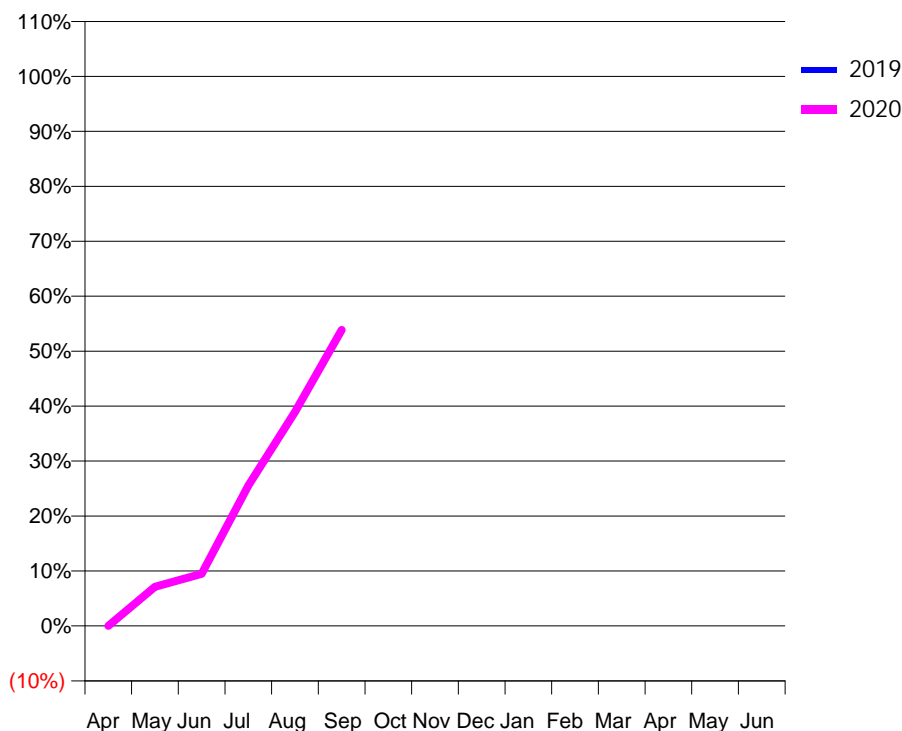
Q68 - Vital Signs Orthodontic At a Glance Contract Report for 100941/0000 - September 2019

| | | | |
|----------------------|---------------------|---------------------------------------------|-------------|
| Name or company name | IQ Orthodontics Ltd | 19/20 Contracted general activity (UDA) | 0 |
| Contract type name | PDS Contract | Carry forward general activity (UDA) | 0 |
| Purpose of contract | Orthodontic | 19/20 Contracted orthodontic activity (UOA) | 9,592 |
| Contract start date | 01/04/2019 | Carry forward orthodontic activity (UOA) | 0 |
| Contract end date | 31/03/2026 | Baseline contract value | £481,396.69 |

| ACCESS | Contract | England and Wales |
|----------------------------------------------|----------|-------------------|
| 24 month ratio of assessments to patient IDs | 1.01 | 1.07 |

| ACTIVITY | Contract |
|-------------------------------------------------------------------------------------------|----------|
| Contract assess and fit appliances (case starts) as a percentage of Area Team case starts | 2.4 % |

Cumulative percentage of contracted UOA delivered 2019 & 2020



| Month | Adjusted Scheduled Activity (UOA) | | |
|-----------|-----------------------------------|------|-------|
| | 2018 | 2019 | 2020 |
| April | 0 | 0 | 0 |
| May | 0 | 0 | 684 |
| June | 0 | 0 | 910 |
| July | 0 | 0 | 2,452 |
| August | 0 | 0 | 3,735 |
| September | 0 | 0 | 5,167 |
| October | 0 | 0 | |
| November | 0 | 0 | |
| December | 0 | 0 | |
| January | 0 | 0 | |
| February | 0 | 0 | |
| March | 0 | 0 | |
| April | 0 | 0 | |
| May | 0 | 0 | |
| June | 0 | 0 | |

QUANTITY METRICS (rolling 12 month period)

| | Contract Quantity | Contract Base Number | Contract * | Area Team | Region | England |
|----------------------------------------------------------------------------------|-------------------|----------------------|------------|-----------|--------|---------|
| % of all assessments that were assess and fit appliances (case starts) | 233 | 545 | 42.8% | 63.6% | 55.8% | 57.9% |
| % of all assessments that were assess and refuse | 57 | 545 | 10.5% | 10.3% | 12.8% | 12.4% |
| % of all assessments that were assess and review | 255 | 545 | 46.8% | 26.2% | 31.4% | 29.7% |
| % of case starts with a reported IOTN of 3 and Aesthetic Component of 5 or below | 0 | 233 | N/A | 0.0% | 0.1% | 0.1% |
| % of case starts with a reported IOTN of 3 and Aesthetic Component of 6 or above | 1 | 233 | 0.4% | 2.6% | 3.0% | 4.0% |
| % of case starts with a reported IOTN of 4 | 162 | 233 | 69.5% | 78.1% | 78.1% | 78.0% |
| % of case starts with a reported IOTN of 5 | 70 | 233 | 30.0% | 18.3% | 17.0% | 16.6 % |
| % of concluded courses in receipt of dual-arch fixed appliances | 46 | 83 | 55.4% | 73.6% | 73.2% | 74.0% |
| % of concluded courses where treatment was abandoned or discontinued | 2 | 83 | 2.4% | 7.3% | 7.5% | 8.5% |
| % of patients satisfied with the treatment they have received | 0 | 0 | N/A | 97.4% | 97.5% | 95.5% |

* Figures in italics indicate that the base number is less than 100.

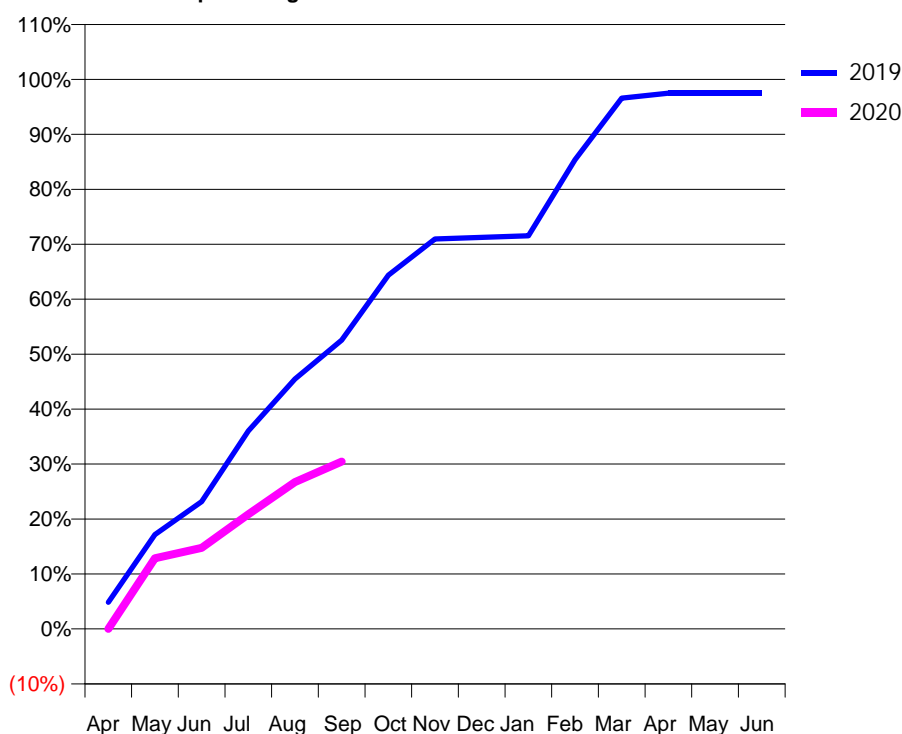
Q68 - Vital Signs Orthodontic At a Glance Contract Report for 104930/0001 - September 2019

| | | | |
|----------------------|--------------------|---------------------------------------------|-------------|
| Name or company name | Total Orthodontics | 19/20 Contracted general activity (UDA) | 0 |
| Contract type name | PDS Contract | Carry forward general activity (UDA) | 0 |
| Purpose of contract | Orthodontic | 19/20 Contracted orthodontic activity (UOA) | 7,901 |
| Contract start date | 01/10/2008 | Carry forward orthodontic activity (UOA) | 0 |
| Contract end date | 31/03/2026 | Baseline contract value | £443,838.13 |

| ACCESS | Contract | England and Wales |
|----------------------------------------------|----------|-------------------|
| 24 month ratio of assessments to patient IDs | 1.00 | 1.07 |

| ACTIVITY | Contract |
|-------------------------------------------------------------------------------------------|----------|
| Contract assess and fit appliances (case starts) as a percentage of Area Team case starts | 2.7 % |

Cumulative percentage of contracted UOA delivered 2019 & 2020



| Month | Adjusted Scheduled Activity (UOA) | | |
|-----------|-----------------------------------|-------|-------|
| | 2018 | 2019 | 2020 |
| April | 173 | 341 | 0 |
| May | 663 | 1,202 | 1,016 |
| June | 986 | 1,622 | 1,167 |
| July | 1,470 | 2,524 | 1,650 |
| August | 1,827 | 3,183 | 2,112 |
| September | 2,252 | 3,678 | 2,406 |
| October | 2,681 | 4,505 | |
| November | 3,236 | 4,967 | |
| December | 3,618 | 4,988 | |
| January | 4,040 | 5,009 | |
| February | 4,948 | 5,975 | |
| March | 6,323 | 6,762 | |
| April | 7,064 | 6,825 | |
| May | 7,064 | 6,825 | |
| June | 7,064 | 6,825 | |

QUANTITY METRICS (rolling 12 month period)

| | Contract Quantity | Contract Base Number | Contract * | Area Team | Region | England |
|----------------------------------------------------------------------------------|-------------------|----------------------|------------|-----------|--------|---------|
| % of all assessments that were assess and fit appliances (case starts) | 270 | 270 | 100.0% | 63.6% | 55.8% | 57.9% |
| % of all assessments that were assess and refuse | 0 | 270 | 0.0% | 10.3% | 12.8% | 12.4% |
| % of all assessments that were assess and review | 0 | 270 | 0.0% | 26.2% | 31.4% | 29.7% |
| % of case starts with a reported IOTN of 3 and Aesthetic Component of 5 or below | 1 | 270 | 0.4% | 0.0% | 0.1% | 0.1% |
| % of case starts with a reported IOTN of 3 and Aesthetic Component of 6 or above | 11 | 270 | 4.1% | 2.6% | 3.0% | 4.0% |
| % of case starts with a reported IOTN of 4 | 195 | 270 | 72.2% | 78.1% | 78.1% | 78.0% |
| % of case starts with a reported IOTN of 5 | 61 | 270 | 22.6% | 18.3% | 17.0% | 16.6 % |
| % of concluded courses in receipt of dual-arch fixed appliances | 200 | 269 | 74.3% | 73.6% | 73.2% | 74.0% |
| % of concluded courses where treatment was abandoned or discontinued | 49 | 269 | 18.2% | 7.3% | 7.5% | 8.5% |
| % of patients satisfied with the treatment they have received | 1 | 1 | 100.0% | 97.4% | 97.5% | 95.5% |

* Figures in italics indicate that the base number is less than 100.

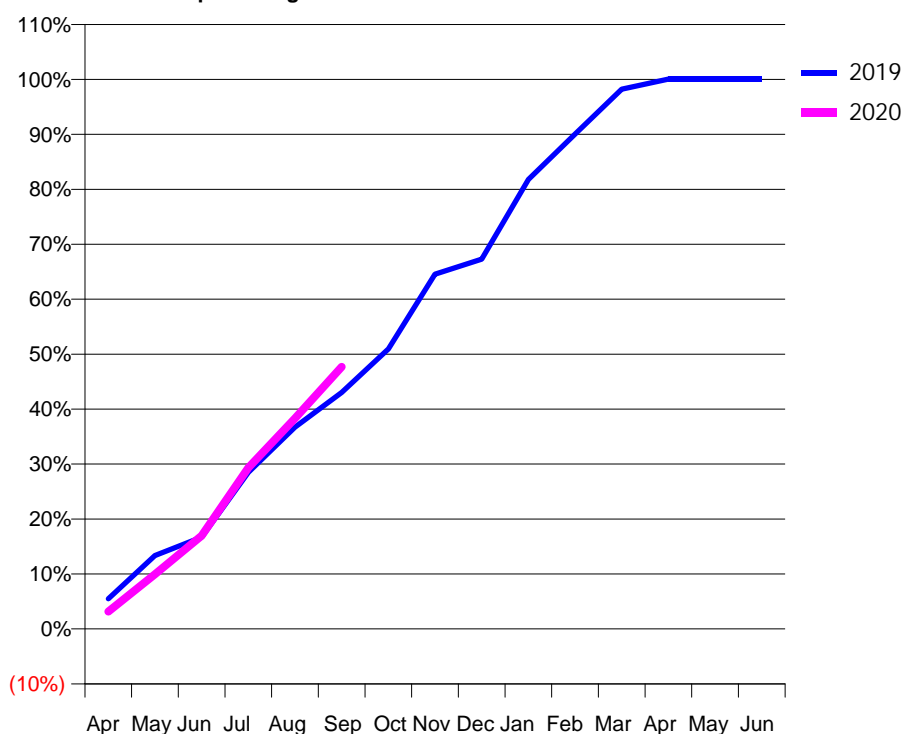
Q68 - Vital Signs Orthodontic At a Glance Contract Report for 146862/0001 - September 2019

| | | | |
|----------------------|-----------------------------------|---------------------------------------------|-------------|
| Name or company name | Sackville Road Orthodontic Clinic | 19/20 Contracted general activity (UDA) | 0 |
| Contract type name | PDS Contract | Carry forward general activity (UDA) | 0 |
| Purpose of contract | Orthodontic | 19/20 Contracted orthodontic activity (UOA) | 10,610 |
| Contract start date | 01/10/2009 | Carry forward orthodontic activity (UOA) | 0 |
| Contract end date | 31/03/2026 | Baseline contract value | £565,125.42 |

| ACCESS | Contract | England and Wales |
|----------------------------------------------|----------|-------------------|
| 24 month ratio of assessments to patient IDs | 1.00 | 1.07 |

| ACTIVITY | Contract |
|-------------------------------------------------------------------------------------------|----------|
| Contract assess and fit appliances (case starts) as a percentage of Area Team case starts | 4.4 % |

Cumulative percentage of contracted UOA delivered 2019 & 2020



| Month | Adjusted Scheduled Activity (UOA) | | |
|-----------|-----------------------------------|-------|-------|
| | 2018 | 2019 | 2020 |
| April | 273 | 382 | 336 |
| May | 768 | 928 | 1,055 |
| June | 1,301 | 1,160 | 1,800 |
| July | 1,952 | 1,979 | 3,113 |
| August | 2,477 | 2,548 | 4,063 |
| September | 3,027 | 2,989 | 5,060 |
| October | 3,657 | 3,538 | |
| November | 4,334 | 4,483 | |
| December | 4,987 | 4,672 | |
| January | 5,512 | 5,680 | |
| February | 6,272 | 6,253 | |
| March | 6,780 | 6,821 | |
| April | 6,969 | 6,947 | |
| May | 6,969 | 6,947 | |
| June | 6,969 | 6,947 | |

QUANTITY METRICS (rolling 12 month period)

| | Contract Quantity | Contract Base Number | Contract * | Area Team | Region | England |
|----------------------------------------------------------------------------------|-------------------|----------------------|------------|-----------|--------|---------|
| % of all assessments that were assess and fit appliances (case starts) | 434 | 457 | 95.0% | 63.6% | 55.8% | 57.9% |
| % of all assessments that were assess and refuse | 17 | 457 | 3.7% | 10.3% | 12.8% | 12.4% |
| % of all assessments that were assess and review | 6 | 457 | 1.3% | 26.2% | 31.4% | 29.7% |
| % of case starts with a reported IOTN of 3 and Aesthetic Component of 5 or below | 0 | 434 | N/A | 0.0% | 0.1% | 0.1% |
| % of case starts with a reported IOTN of 3 and Aesthetic Component of 6 or above | 4 | 434 | 0.9% | 2.6% | 3.0% | 4.0% |
| % of case starts with a reported IOTN of 4 | 386 | 434 | 88.9% | 78.1% | 78.1% | 78.0% |
| % of case starts with a reported IOTN of 5 | 44 | 434 | 10.1% | 18.3% | 17.0% | 16.6 % |
| % of concluded courses in receipt of dual-arch fixed appliances | 294 | 370 | 79.5% | 73.6% | 73.2% | 74.0% |
| % of concluded courses where treatment was abandoned or discontinued | 69 | 370 | 18.6% | 7.3% | 7.5% | 8.5% |
| % of patients satisfied with the treatment they have received | 0 | 0 | N/A | 97.4% | 97.5% | 95.5% |

* Figures in italics indicate that the base number is less than 100.

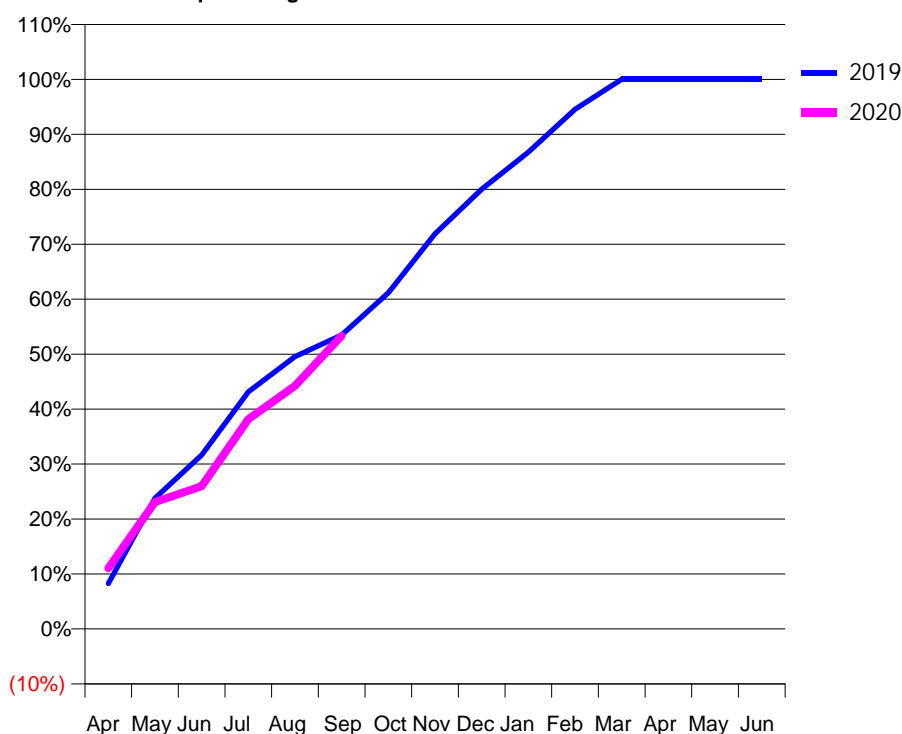
Q68 - Vital Signs Orthodontic At a Glance Contract Report for 155349/0001 - September 2019

| | | | |
|----------------------|---------------------|---------------------------------------------|-------------|
| Name or company name | E & G Ortho Limited | 19/20 Contracted general activity (UDA) | 0 |
| Contract type name | PDS Contract | Carry forward general activity (UDA) | 0 |
| Purpose of contract | Orthodontic | 19/20 Contracted orthodontic activity (UOA) | 7,813 |
| Contract start date | 01/04/2011 | Carry forward orthodontic activity (UOA) | 0 |
| Contract end date | 31/03/2026 | Baseline contract value | £438,894.73 |

| ACCESS | Contract | England and Wales |
|----------------------------------------------|----------|-------------------|
| 24 month ratio of assessments to patient IDs | 1.01 | 1.07 |

| ACTIVITY | Contract |
|-------------------------------------------------------------------------------------------|----------|
| Contract assess and fit appliances (case starts) as a percentage of Area Team case starts | 4.7 % |

Cumulative percentage of contracted UOA delivered 2019 & 2020



| Month | Adjusted Scheduled Activity (UOA) | | |
|-----------|-----------------------------------|--------|-------|
| | 2018 | 2019 | 2020 |
| April | 504 | 889 | 864 |
| May | 2,202 | 2,557 | 1,804 |
| June | 3,260 | 3,401 | 2,030 |
| July | 4,305 | 4,643 | 2,981 |
| August | 5,233 | 5,327 | 3,456 |
| September | 6,030 | 5,751 | 4,168 |
| October | 7,109 | 6,578 | |
| November | 8,121 | 7,732 | |
| December | 9,088 | 8,605 | |
| January | 9,802 | 9,333 | |
| February | 10,571 | 10,167 | |
| March | 10,659 | 10,757 | |
| April | 10,688 | 10,757 | |
| May | 10,688 | 10,757 | |
| June | 10,688 | 10,757 | |

QUANTITY METRICS (rolling 12 month period)

| | Contract Quantity | Contract Base Number | Contract * | Area Team | Region | England |
|----------------------------------------------------------------------------------|-------------------|----------------------|------------|-----------|--------|---------|
| % of all assessments that were assess and fit appliances (case starts) | 465 | 596 | 78.0% | 63.6% | 55.8% | 57.9% |
| % of all assessments that were assess and refuse | 9 | 596 | 1.5% | 10.3% | 12.8% | 12.4% |
| % of all assessments that were assess and review | 122 | 596 | 20.5% | 26.2% | 31.4% | 29.7% |
| % of case starts with a reported IOTN of 3 and Aesthetic Component of 5 or below | 0 | 465 | N/A | 0.0% | 0.1% | 0.1% |
| % of case starts with a reported IOTN of 3 and Aesthetic Component of 6 or above | 4 | 465 | 0.9% | 2.6% | 3.0% | 4.0% |
| % of case starts with a reported IOTN of 4 | 355 | 465 | 76.3% | 78.1% | 78.1% | 78.0% |
| % of case starts with a reported IOTN of 5 | 105 | 465 | 22.6% | 18.3% | 17.0% | 16.6 % |
| % of concluded courses in receipt of dual-arch fixed appliances | 330 | 417 | 79.1% | 73.6% | 73.2% | 74.0% |
| % of concluded courses where treatment was abandoned or discontinued | 23 | 417 | 5.5% | 7.3% | 7.5% | 8.5% |
| % of patients satisfied with the treatment they have received | 0 | 0 | N/A | 97.4% | 97.5% | 95.5% |

* Figures in italics indicate that the base number is less than 100.

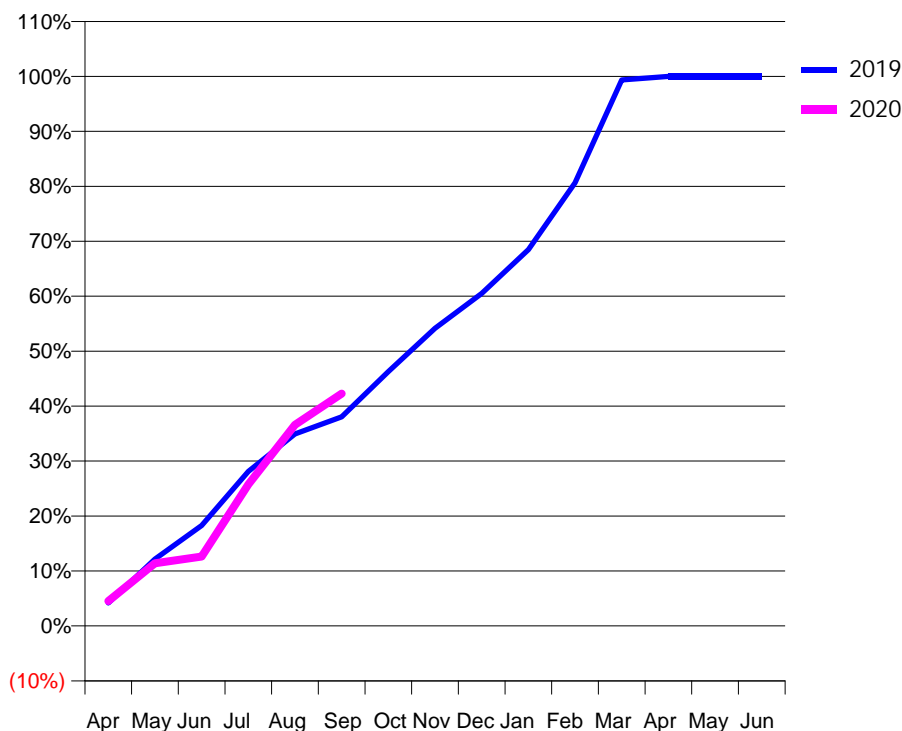
Q68 - Vital Signs Orthodontic At a Glance Contract Report for 155349/0002 - September 2019

| | | | |
|----------------------|---------------------|---------------------------------------------|-------------|
| Name or company name | E & G Ortho Limited | 19/20 Contracted general activity (UDA) | 0 |
| Contract type name | PDS Contract | Carry forward general activity (UDA) | 0 |
| Purpose of contract | Orthodontic | 19/20 Contracted orthodontic activity (UOA) | 12,591 |
| Contract start date | 01/04/2011 | Carry forward orthodontic activity (UOA) | 0 |
| Contract end date | 31/03/2026 | Baseline contract value | £654,019.44 |

| ACCESS | Contract | England and Wales |
|----------------------------------------------|----------|-------------------|
| 24 month ratio of assessments to patient IDs | 1.02 | 1.07 |

| ACTIVITY | Contract |
|-------------------------------------------------------------------------------------------|----------|
| Contract assess and fit appliances (case starts) as a percentage of Area Team case starts | 4.7 % |

Cumulative percentage of contracted UOA delivered 2019 & 2020



| Month | Adjusted Scheduled Activity (UOA) | | |
|-----------|-----------------------------------|-------|-------|
| | 2018 | 2019 | 2020 |
| April | 280 | 262 | 570 |
| May | 723 | 763 | 1,439 |
| June | 1,246 | 1,146 | 1,590 |
| July | 1,928 | 1,762 | 3,244 |
| August | 2,340 | 2,190 | 4,609 |
| September | 2,801 | 2,385 | 5,324 |
| October | 3,359 | 2,902 | |
| November | 3,888 | 3,394 | |
| December | 4,308 | 3,792 | |
| January | 4,732 | 4,293 | |
| February | 5,345 | 5,054 | |
| March | 6,227 | 6,226 | |
| April | 6,290 | 6,268 | |
| May | 6,290 | 6,268 | |
| June | 6,290 | 6,268 | |

QUANTITY METRICS (rolling 12 month period)

| | Contract Quantity | Contract Base Number | Contract * | Area Team | Region | England |
|----------------------------------------------------------------------------------|-------------------|----------------------|------------|-----------|--------|---------|
| % of all assessments that were assess and fit appliances (case starts) | 462 | 630 | 73.3% | 63.6% | 55.8% | 57.9% |
| % of all assessments that were assess and refuse | 25 | 630 | 4.0% | 10.3% | 12.8% | 12.4% |
| % of all assessments that were assess and review | 143 | 630 | 22.7% | 26.2% | 31.4% | 29.7% |
| % of case starts with a reported IOTN of 3 and Aesthetic Component of 5 or below | 0 | 462 | N/A | 0.0% | 0.1% | 0.1% |
| % of case starts with a reported IOTN of 3 and Aesthetic Component of 6 or above | 7 | 462 | 1.5% | 2.6% | 3.0% | 4.0% |
| % of case starts with a reported IOTN of 4 | 354 | 462 | 76.6% | 78.1% | 78.1% | 78.0% |
| % of case starts with a reported IOTN of 5 | 101 | 462 | 21.9% | 18.3% | 17.0% | 16.6 % |
| % of concluded courses in receipt of dual-arch fixed appliances | 149 | 258 | 57.8% | 73.6% | 73.2% | 74.0% |
| % of concluded courses where treatment was abandoned or discontinued | 12 | 258 | 4.7% | 7.3% | 7.5% | 8.5% |
| % of patients satisfied with the treatment they have received | 0 | 0 | N/A | 97.4% | 97.5% | 95.5% |

* Figures in italics indicate that the base number is less than 100.

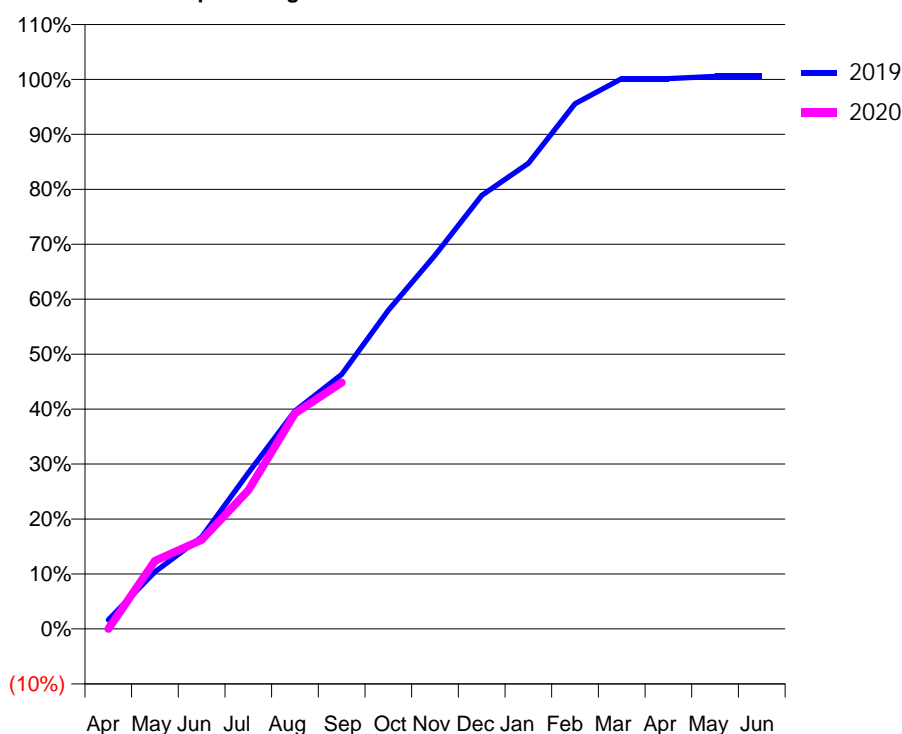
Q68 - Vital Signs Orthodontic At a Glance Contract Report for 156574/0004 - September 2019

| | | | |
|----------------------|--------------------|---------------------------------------------|-------------|
| Name or company name | Total Orthodontics | 19/20 Contracted general activity (UDA) | 0 |
| Contract type name | PDS Contract | Carry forward general activity (UDA) | 0 |
| Purpose of contract | Orthodontic | 19/20 Contracted orthodontic activity (UOA) | 7,122 |
| Contract start date | 01/05/2010 | Carry forward orthodontic activity (UOA) | 0 |
| Contract end date | 31/03/2026 | Baseline contract value | £382,534.43 |

| ACCESS | Contract | England and Wales |
|----------------------------------------------|----------|-------------------|
| 24 month ratio of assessments to patient IDs | 1.00 | 1.07 |

| ACTIVITY | Contract |
|-------------------------------------------------------------------------------------------|----------|
| Contract assess and fit appliances (case starts) as a percentage of Area Team case starts | 2.9 % |

Cumulative percentage of contracted UOA delivered 2019 & 2020



| Month | Adjusted Scheduled Activity (UOA) | | |
|-----------|-----------------------------------|-------|-------|
| | 2018 | 2019 | 2020 |
| April | 151 | 83 | 0 |
| May | 701 | 524 | 882 |
| June | 869 | 843 | 1,155 |
| July | 1,310 | 1,431 | 1,798 |
| August | 1,688 | 1,998 | 2,794 |
| September | 2,007 | 2,334 | 3,193 |
| October | 2,469 | 2,922 | |
| November | 3,099 | 3,426 | |
| December | 3,565 | 3,976 | |
| January | 3,943 | 4,270 | |
| February | 4,321 | 4,816 | |
| March | 4,850 | 5,047 | |
| April | 5,039 | 5,047 | |
| May | 5,039 | 5,068 | |
| June | 5,039 | 5,068 | |

QUANTITY METRICS (rolling 12 month period)

| | Contract Quantity | Contract Base Number | Contract * | Area Team | Region | England |
|----------------------------------------------------------------------------------|-------------------|----------------------|------------|-----------|--------|---------|
| % of all assessments that were assess and fit appliances (case starts) | 290 | 296 | 98.0% | 63.6% | 55.8% | 57.9% |
| % of all assessments that were assess and refuse | 2 | 296 | 0.7% | 10.3% | 12.8% | 12.4% |
| % of all assessments that were assess and review | 4 | 296 | 1.4% | 26.2% | 31.4% | 29.7% |
| % of case starts with a reported IOTN of 3 and Aesthetic Component of 5 or below | 0 | 290 | N/A | 0.0% | 0.1% | 0.1% |
| % of case starts with a reported IOTN of 3 and Aesthetic Component of 6 or above | 11 | 290 | 3.8% | 2.6% | 3.0% | 4.0% |
| % of case starts with a reported IOTN of 4 | 238 | 290 | 82.1% | 78.1% | 78.1% | 78.0% |
| % of case starts with a reported IOTN of 5 | 41 | 290 | 14.1% | 18.3% | 17.0% | 16.6 % |
| % of concluded courses in receipt of dual-arch fixed appliances | 266 | 269 | 98.9% | 73.6% | 73.2% | 74.0% |
| % of concluded courses where treatment was abandoned or discontinued | 0 | 269 | 0.0% | 7.3% | 7.5% | 8.5% |
| % of patients satisfied with the treatment they have received | 0 | 0 | N/A | 97.4% | 97.5% | 95.5% |

* Figures in italics indicate that the base number is less than 100.

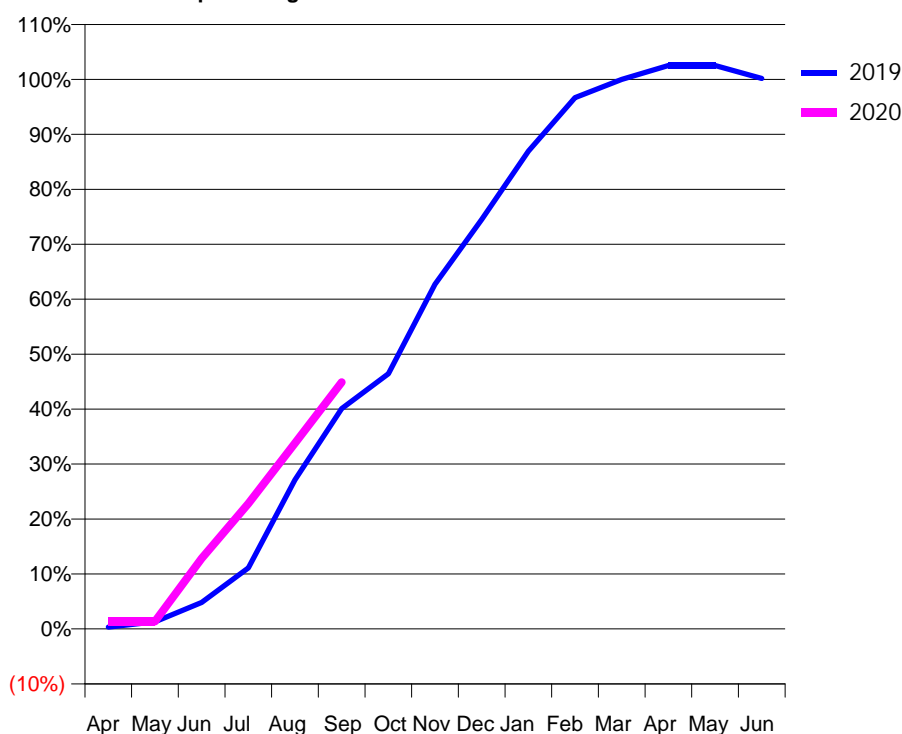
Q68 - Vital Signs Orthodontic At a Glance Contract Report for 183482/0001 - September 2019

| | | | |
|----------------------|-----------------------------------------|---------------------------------------------|-------------|
| Name or company name | Surrey Orthodontics (Godalming) Limited | 19/20 Contracted general activity (UDA) | 0 |
| Contract type name | PDS Contract | Carry forward general activity (UDA) | 0 |
| Purpose of contract | Orthodontic | 19/20 Contracted orthodontic activity (UOA) | 12,466 |
| Contract start date | 20/03/2015 | Carry forward orthodontic activity (UOA) | 0 |
| Contract end date | 31/03/2026 | Baseline contract value | £700,276.69 |

| ACCESS | Contract | England and Wales |
|----------------------------------------------|----------|-------------------|
| 24 month ratio of assessments to patient IDs | 1.03 | 1.07 |

| ACTIVITY | Contract |
|-------------------------------------------------------------------------------------------|----------|
| Contract assess and fit appliances (case starts) as a percentage of Area Team case starts | 7.2 % |

Cumulative percentage of contracted UOA delivered 2019 & 2020



| Month | Adjusted Scheduled Activity (UOA) | | |
|-----------|-----------------------------------|--------|-------|
| | 2018 | 2019 | 2020 |
| April | -377 | 49 | 170 |
| May | -292 | 183 | 170 |
| June | 2,361 | 672 | 1,600 |
| July | 2,449 | 1,556 | 2,844 |
| August | 3,503 | 3,789 | 4,211 |
| September | 3,503 | 5,598 | 5,596 |
| October | 5,732 | 6,486 | |
| November | 7,705 | 8,764 | |
| December | 8,693 | 10,409 | |
| January | 10,312 | 12,145 | |
| February | 12,113 | 13,504 | |
| March | 13,728 | 13,971 | |
| April | 13,971 | 14,324 | |
| May | 13,975 | 14,324 | |
| June | 13,975 | 13,992 | |

QUANTITY METRICS (rolling 12 month period)

| | Contract Quantity | Contract Base Number | Contract * | Area Team | Region | England |
|----------------------------------------------------------------------------------|-------------------|----------------------|------------|-----------|--------|---------|
| % of all assessments that were assess and fit appliances (case starts) | 716 | 899 | 79.6% | 63.6% | 55.8% | 57.9% |
| % of all assessments that were assess and refuse | 31 | 899 | 3.4% | 10.3% | 12.8% | 12.4% |
| % of all assessments that were assess and review | 152 | 899 | 16.9% | 26.2% | 31.4% | 29.7% |
| % of case starts with a reported IOTN of 3 and Aesthetic Component of 5 or below | 2 | 716 | 0.3% | 0.0% | 0.1% | 0.1% |
| % of case starts with a reported IOTN of 3 and Aesthetic Component of 6 or above | 10 | 716 | 1.4% | 2.6% | 3.0% | 4.0% |
| % of case starts with a reported IOTN of 4 | 512 | 716 | 71.5% | 78.1% | 78.1% | 78.0% |
| % of case starts with a reported IOTN of 5 | 189 | 716 | 26.4% | 18.3% | 17.0% | 16.6 % |
| % of concluded courses in receipt of dual-arch fixed appliances | 259 | 532 | 48.7% | 73.6% | 73.2% | 74.0% |
| % of concluded courses where treatment was abandoned or discontinued | 35 | 532 | 6.6% | 7.3% | 7.5% | 8.5% |
| % of patients satisfied with the treatment they have received | 6 | 6 | 100.0% | 97.4% | 97.5% | 95.5% |

* Figures in italics indicate that the base number is less than 100.

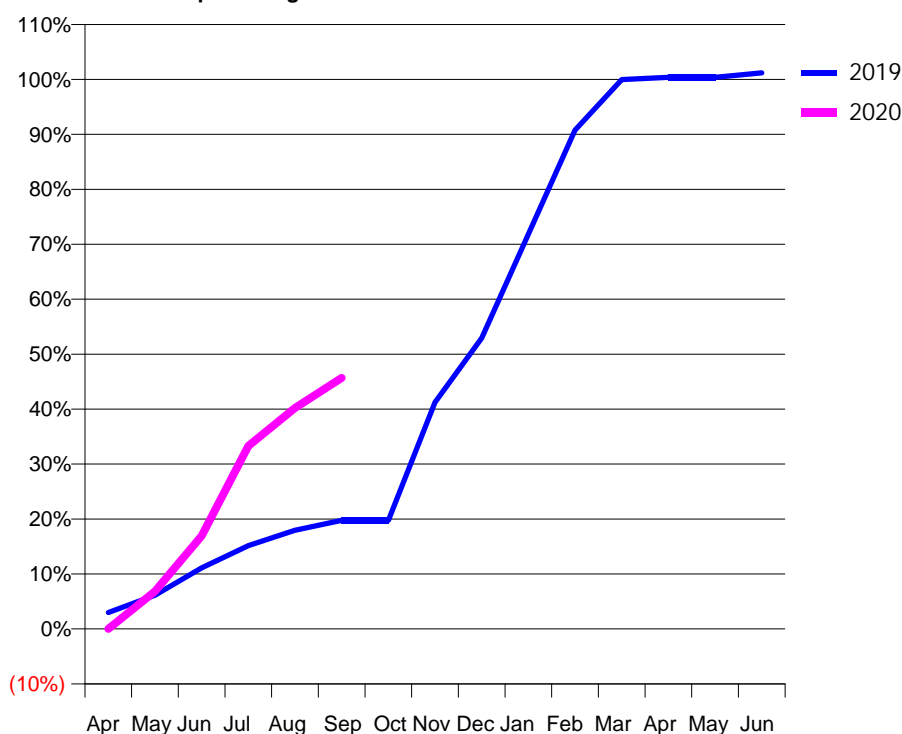
Q68 - Vital Signs Orthodontic At a Glance Contract Report for 186872/0006 - September 2019

| | | | |
|----------------------|---------------------|---------------------------------------------|-------------|
| Name or company name | ORTHOWORLD 2000 LTD | 19/20 Contracted general activity (UDA) | 0 |
| Contract type name | PDS Contract | Carry forward general activity (UDA) | 0 |
| Purpose of contract | Orthodontic | 19/20 Contracted orthodontic activity (UOA) | 13,995 |
| Contract start date | 01/04/2006 | Carry forward orthodontic activity (UOA) | 0 |
| Contract end date | 31/03/2026 | Baseline contract value | £760,099.49 |

| ACCESS | Contract | England and Wales |
|----------------------------------------------|----------|-------------------|
| 24 month ratio of assessments to patient IDs | 1.01 | 1.07 |

| ACTIVITY | Contract |
|-------------------------------------------------------------------------------------------|----------|
| Contract assess and fit appliances (case starts) as a percentage of Area Team case starts | 6.1 % |

Cumulative percentage of contracted UOA delivered 2019 & 2020



| Month | Adjusted Scheduled Activity (UOA) | | |
|-----------|-----------------------------------|-------|-------|
| | 2018 | 2019 | 2020 |
| April | 317 | 232 | 0 |
| May | 739 | 473 | 956 |
| June | 1,614 | 861 | 2,373 |
| July | 2,290 | 1,172 | 4,661 |
| August | 2,586 | 1,388 | 5,626 |
| September | 3,427 | 1,527 | 6,393 |
| October | 4,172 | 1,527 | |
| November | 4,727 | 3,187 | |
| December | 5,092 | 4,092 | |
| January | 5,945 | 5,556 | |
| February | 6,950 | 7,014 | |
| March | 7,354 | 7,728 | |
| April | 7,651 | 7,759 | |
| May | 7,714 | 7,759 | |
| June | 7,777 | 7,822 | |

QUANTITY METRICS (rolling 12 month period)

| | Contract Quantity | Contract Base Number | Contract * | Area Team | Region | England |
|----------------------------------------------------------------------------------|-------------------|----------------------|------------|-----------|--------|---------|
| % of all assessments that were assess and fit appliances (case starts) | 599 | 974 | 61.5% | 63.6% | 55.8% | 57.9% |
| % of all assessments that were assess and refuse | 119 | 974 | 12.2% | 10.3% | 12.8% | 12.4% |
| % of all assessments that were assess and review | 256 | 974 | 26.3% | 26.2% | 31.4% | 29.7% |
| % of case starts with a reported IOTN of 3 and Aesthetic Component of 5 or below | 0 | 599 | N/A | 0.0% | 0.1% | 0.1% |
| % of case starts with a reported IOTN of 3 and Aesthetic Component of 6 or above | 42 | 599 | 7.0% | 2.6% | 3.0% | 4.0% |
| % of case starts with a reported IOTN of 4 | 429 | 599 | 71.6% | 78.1% | 78.1% | 78.0% |
| % of case starts with a reported IOTN of 5 | 127 | 599 | 21.2% | 18.3% | 17.0% | 16.6 % |
| % of concluded courses in receipt of dual-arch fixed appliances | 212 | 238 | 89.1% | 73.6% | 73.2% | 74.0% |
| % of concluded courses where treatment was abandoned or discontinued | 3 | 238 | 1.3% | 7.3% | 7.5% | 8.5% |
| % of patients satisfied with the treatment they have received | 0 | 0 | N/A | 97.4% | 97.5% | 95.5% |

* Figures in italics indicate that the base number is less than 100.

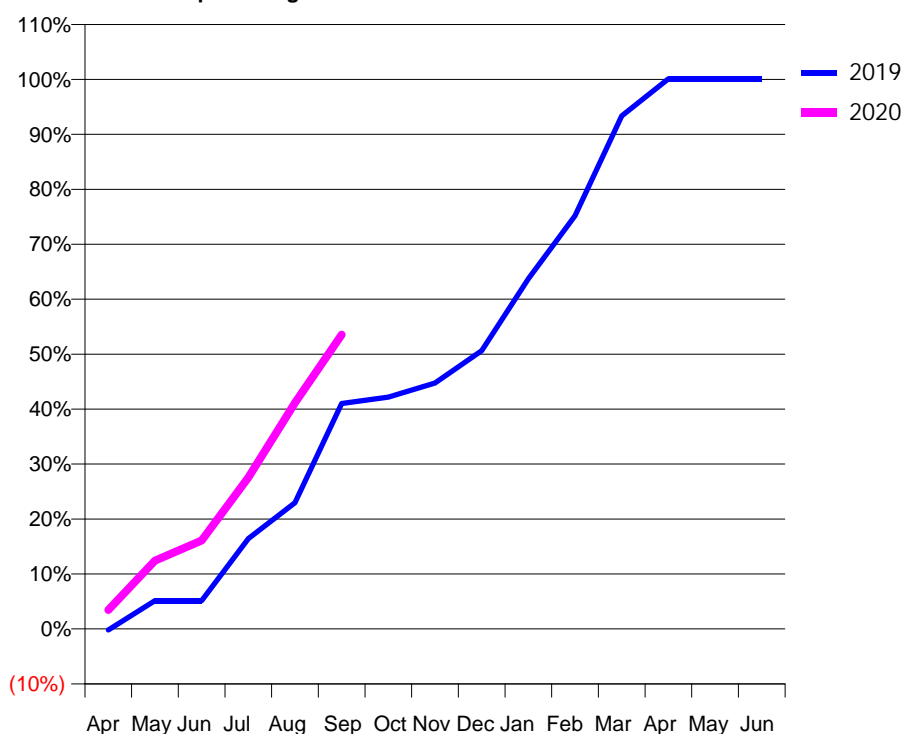
Q68 - Vital Signs Orthodontic At a Glance Contract Report for 207896/0005 - September 2019

| | | | |
|----------------------|--------------|---------------------------------------------|-------------|
| Name or company name | MCCANCE LTD. | 19/20 Contracted general activity (UDA) | 0 |
| Contract type name | PDS Contract | Carry forward general activity (UDA) | 0 |
| Purpose of contract | Orthodontic | 19/20 Contracted orthodontic activity (UOA) | 6,806 |
| Contract start date | 08/04/2013 | Carry forward orthodontic activity (UOA) | 0 |
| Contract end date | 31/03/2026 | Baseline contract value | £382,326.58 |

| ACCESS | Contract | England and Wales |
|----------------------------------------------|----------|-------------------|
| 24 month ratio of assessments to patient IDs | 1.00 | 1.07 |

| ACTIVITY | Contract |
|-------------------------------------------------------------------------------------------|----------|
| Contract assess and fit appliances (case starts) as a percentage of Area Team case starts | 4.4 % |

Cumulative percentage of contracted UOA delivered 2019 & 2020



| Month | Adjusted Scheduled Activity (UOA) | | |
|-----------|-----------------------------------|-------|-------|
| | 2018 | 2019 | 2020 |
| April | 0 | -18 | 235 |
| May | 252 | 465 | 844 |
| June | 491 | 465 | 1,096 |
| July | 491 | 1,481 | 1,877 |
| August | 764 | 2,069 | 2,801 |
| September | 2,593 | 3,694 | 3,645 |
| October | 3,378 | 3,799 | |
| November | 4,076 | 4,030 | |
| December | 5,234 | 4,559 | |
| January | 6,099 | 5,739 | |
| February | 7,047 | 6,768 | |
| March | 8,307 | 8,406 | |
| April | 8,987 | 9,015 | |
| May | 8,987 | 9,015 | |
| June | 8,987 | 9,015 | |

QUANTITY METRICS (rolling 12 month period)

| | Contract Quantity | Contract Base Number | Contract * | Area Team | Region | England |
|----------------------------------------------------------------------------------|-------------------|----------------------|------------|-----------|--------|---------|
| % of all assessments that were assess and fit appliances (case starts) | 432 | 432 | 100.0% | 63.6% | 55.8% | 57.9% |
| % of all assessments that were assess and refuse | 0 | 432 | 0.0% | 10.3% | 12.8% | 12.4% |
| % of all assessments that were assess and review | 0 | 432 | 0.0% | 26.2% | 31.4% | 29.7% |
| % of case starts with a reported IOTN of 3 and Aesthetic Component of 5 or below | 0 | 432 | N/A | 0.0% | 0.1% | 0.1% |
| % of case starts with a reported IOTN of 3 and Aesthetic Component of 6 or above | 32 | 432 | 7.4% | 2.6% | 3.0% | 4.0% |
| % of case starts with a reported IOTN of 4 | 329 | 432 | 76.2% | 78.1% | 78.1% | 78.0% |
| % of case starts with a reported IOTN of 5 | 67 | 432 | 15.5% | 18.3% | 17.0% | 16.6 % |
| % of concluded courses in receipt of dual-arch fixed appliances | 100 | 268 | 37.3% | 73.6% | 73.2% | 74.0% |
| % of concluded courses where treatment was abandoned or discontinued | 20 | 268 | 7.5% | 7.3% | 7.5% | 8.5% |
| % of patients satisfied with the treatment they have received | 0 | 0 | N/A | 97.4% | 97.5% | 95.5% |

* Figures in italics indicate that the base number is less than 100.

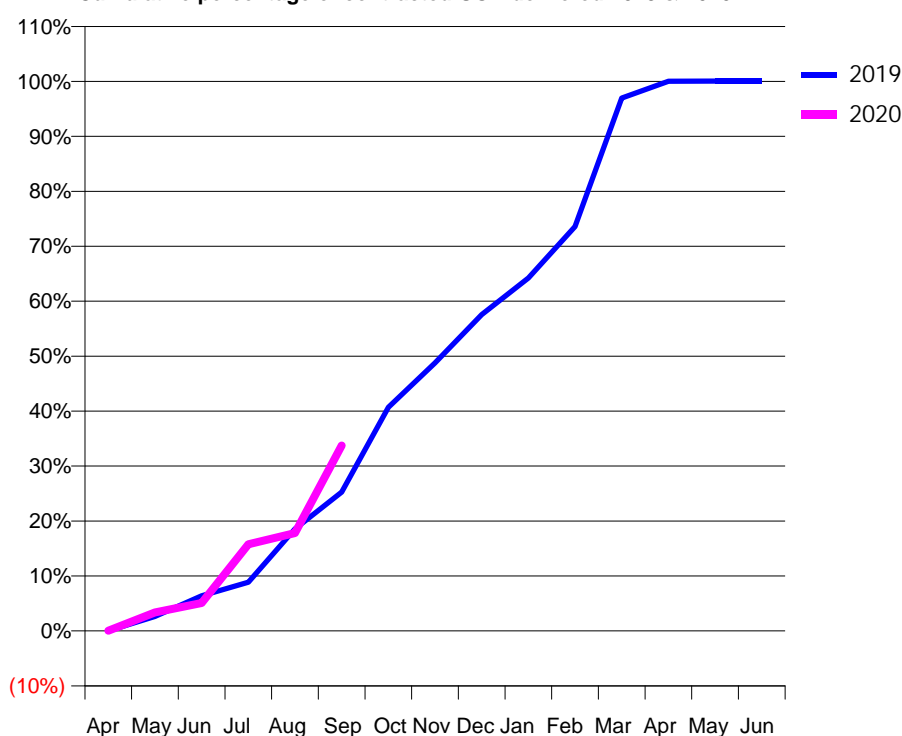
Q68 - Vital Signs Orthodontic At a Glance Contract Report for 331465/0002 - September 2019

| | | | |
|----------------------|--------------------------------|---------------------------------------------|-------------|
| Name or company name | HINCHLEY WOOD ORTHODONTICS LTD | 19/20 Contracted general activity (UDA) | 0 |
| Contract type name | PDS Contract | Carry forward general activity (UDA) | 0 |
| Purpose of contract | Orthodontic | 19/20 Contracted orthodontic activity (UOA) | 6,500 |
| Contract start date | 01/04/2011 | Carry forward orthodontic activity (UOA) | 0 |
| Contract end date | 31/03/2026 | Baseline contract value | £362,561.32 |

| ACCESS | Contract | England and Wales |
|----------------------------------------------|----------|-------------------|
| 24 month ratio of assessments to patient IDs | 1.04 | 1.07 |

| ACTIVITY | Contract |
|-------------------------------------------------------------------------------------------|----------|
| Contract assess and fit appliances (case starts) as a percentage of Area Team case starts | 3.4 % |

Cumulative percentage of contracted UOA delivered 2019 & 2020



| Month | Adjusted Scheduled Activity (UOA) | | |
|-----------|-----------------------------------|-------|-------|
| | 2018 | 2019 | 2020 |
| April | 0 | 0 | 4 |
| May | 436 | 171 | 218 |
| June | 1,093 | 414 | 330 |
| July | 1,663 | 574 | 1,024 |
| August | 2,052 | 1,202 | 1,159 |
| September | 2,526 | 1,637 | 2,194 |
| October | 3,111 | 2,636 | |
| November | 3,592 | 3,157 | |
| December | 4,191 | 3,728 | |
| January | 4,582 | 4,158 | |
| February | 5,123 | 4,762 | |
| March | 5,812 | 6,277 | |
| April | 5,898 | 6,475 | |
| May | 6,454 | 6,476 | |
| June | 6,476 | 6,476 | |

QUANTITY METRICS (rolling 12 month period)

| | Contract Quantity | Contract Base Number | Contract * | Area Team | Region | England |
|----------------------------------------------------------------------------------|-------------------|----------------------|------------|-----------|--------|---------|
| % of all assessments that were assess and fit appliances (case starts) | 333 | 526 | 63.3% | 63.6% | 55.8% | 57.9% |
| % of all assessments that were assess and refuse | 65 | 526 | 12.4% | 10.3% | 12.8% | 12.4% |
| % of all assessments that were assess and review | 128 | 526 | 24.3% | 26.2% | 31.4% | 29.7% |
| % of case starts with a reported IOTN of 3 and Aesthetic Component of 5 or below | 0 | 333 | N/A | 0.0% | 0.1% | 0.1% |
| % of case starts with a reported IOTN of 3 and Aesthetic Component of 6 or above | 9 | 333 | 2.7% | 2.6% | 3.0% | 4.0% |
| % of case starts with a reported IOTN of 4 | 249 | 333 | 74.8% | 78.1% | 78.1% | 78.0% |
| % of case starts with a reported IOTN of 5 | 75 | 333 | 22.5% | 18.3% | 17.0% | 16.6 % |
| % of concluded courses in receipt of dual-arch fixed appliances | 257 | 316 | 81.3% | 73.6% | 73.2% | 74.0% |
| % of concluded courses where treatment was abandoned or discontinued | 21 | 316 | 6.6% | 7.3% | 7.5% | 8.5% |
| % of patients satisfied with the treatment they have received | 4 | 4 | 100.0% | 97.4% | 97.5% | 95.5% |

* Figures in italics indicate that the base number is less than 100.

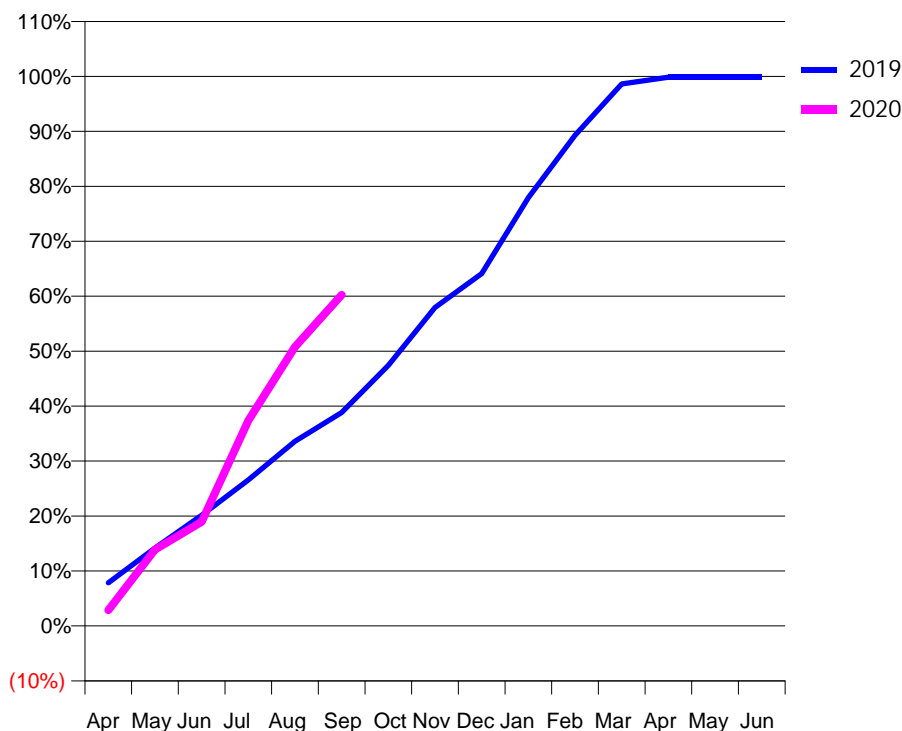
Q68 - Vital Signs Orthodontic At a Glance Contract Report for 677256/0001 - September 2019

| | | | |
|----------------------|--------------------|---------------------------------------------|-------------|
| Name or company name | MR GT WYNNE-HUGHES | 19/20 Contracted general activity (UDA) | 0 |
| Contract type name | PDS Contract | Carry forward general activity (UDA) | 0 |
| Purpose of contract | Orthodontic | 19/20 Contracted orthodontic activity (UOA) | 13,141 |
| Contract start date | 01/04/2006 | Carry forward orthodontic activity (UOA) | 19 |
| Contract end date | 31/03/2026 | Baseline contract value | £897,030.53 |

| ACCESS | Contract | England and Wales |
|----------------------------------------------|----------|-------------------|
| 24 month ratio of assessments to patient IDs | 1.05 | 1.07 |

| ACTIVITY | Contract |
|-------------------------------------------------------------------------------------------|----------|
| Contract assess and fit appliances (case starts) as a percentage of Area Team case starts | 7.6 % |

Cumulative percentage of contracted UOA delivered 2019 & 2020



| Month | Adjusted Scheduled Activity (UOA) | | |
|-----------|-----------------------------------|--------|-------|
| | 2018 | 2019 | 2020 |
| April | 1,188 | 1,031 | 377 |
| May | 2,912 | 1,863 | 1,826 |
| June | 4,019 | 2,645 | 2,488 |
| July | 5,012 | 3,494 | 4,914 |
| August | 6,098 | 4,416 | 6,674 |
| September | 6,926 | 5,104 | 7,915 |
| October | 8,137 | 6,232 | |
| November | 9,312 | 7,615 | |
| December | 10,281 | 8,423 | |
| January | 10,967 | 10,242 | |
| February | 11,975 | 11,732 | |
| March | 13,060 | 12,962 | |
| April | 13,155 | 13,122 | |
| May | 13,178 | 13,122 | |
| June | 13,178 | 13,122 | |

QUANTITY METRICS (rolling 12 month period)

| | Contract Quantity | Contract Base Number | Contract * | Area Team | Region | England |
|----------------------------------------------------------------------------------|-------------------|----------------------|------------|-----------|--------|---------|
| % of all assessments that were assess and fit appliances (case starts) | 756 | 1,153 | 65.6% | 63.6% | 55.8% | 57.9% |
| % of all assessments that were assess and refuse | 125 | 1,153 | 10.8% | 10.3% | 12.8% | 12.4% |
| % of all assessments that were assess and review | 272 | 1,153 | 23.6% | 26.2% | 31.4% | 29.7% |
| % of case starts with a reported IOTN of 3 and Aesthetic Component of 5 or below | 0 | 756 | N/A | 0.0% | 0.1% | 0.1% |
| % of case starts with a reported IOTN of 3 and Aesthetic Component of 6 or above | 1 | 756 | 0.1% | 2.6% | 3.0% | 4.0% |
| % of case starts with a reported IOTN of 4 | 607 | 756 | 80.3% | 78.1% | 78.1% | 78.0% |
| % of case starts with a reported IOTN of 5 | 144 | 756 | 19.0% | 18.3% | 17.0% | 16.6 % |
| % of concluded courses in receipt of dual-arch fixed appliances | 534 | 575 | 92.9% | 73.6% | 73.2% | 74.0% |
| % of concluded courses where treatment was abandoned or discontinued | 22 | 575 | 3.8% | 7.3% | 7.5% | 8.5% |
| % of patients satisfied with the treatment they have received | 2 | 2 | 100.0% | 97.4% | 97.5% | 95.5% |

* Figures in italics indicate that the base number is less than 100.

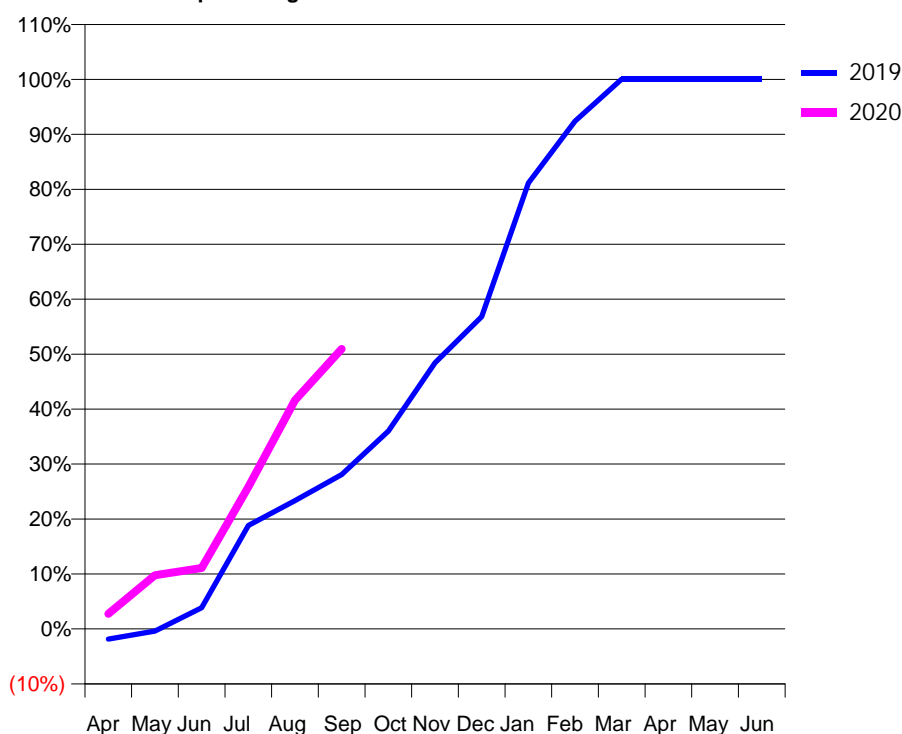
Q68 - Vital Signs Orthodontic At a Glance Contract Report for 835021/0002 - September 2019

| | | | |
|----------------------|------------------------------|---------------------------------------------|-------------|
| Name or company name | REDHILL ORTHODONTICS LIMITED | 19/20 Contracted general activity (UDA) | 0 |
| Contract type name | PDS Contract | Carry forward general activity (UDA) | 0 |
| Purpose of contract | Orthodontic | 19/20 Contracted orthodontic activity (UOA) | 6,545 |
| Contract start date | 01/04/2011 | Carry forward orthodontic activity (UOA) | 0 |
| Contract end date | 31/03/2026 | Baseline contract value | £367,664.92 |

| ACCESS | Contract | England and Wales |
|----------------------------------------------|----------|-------------------|
| 24 month ratio of assessments to patient IDs | 1.06 | 1.07 |

| ACTIVITY | Contract |
|-------------------------------------------------------------------------------------------|----------|
| Contract assess and fit appliances (case starts) as a percentage of Area Team case starts | 4.1 % |

Cumulative percentage of contracted UOA delivered 2019 & 2020



| Month | Adjusted Scheduled Activity (UOA) | | |
|-----------|-----------------------------------|-------|-------|
| | 2018 | 2019 | 2020 |
| April | 105 | -140 | 180 |
| May | 1,033 | -30 | 639 |
| June | 1,684 | 293 | 725 |
| July | 2,488 | 1,429 | 1,692 |
| August | 3,228 | 1,770 | 2,723 |
| September | 4,281 | 2,131 | 3,334 |
| October | 4,733 | 2,734 | |
| November | 5,101 | 3,676 | |
| December | 6,036 | 4,312 | |
| January | 6,382 | 6,158 | |
| February | 6,946 | 7,012 | |
| March | 7,215 | 7,592 | |
| April | 7,447 | 7,592 | |
| May | 7,447 | 7,592 | |
| June | 7,447 | 7,592 | |

QUANTITY METRICS (rolling 12 month period)

| | Contract Quantity | Contract Base Number | Contract * | Area Team | Region | England |
|----------------------------------------------------------------------------------|-------------------|----------------------|------------|-----------|--------|---------|
| % of all assessments that were assess and fit appliances (case starts) | 410 | 661 | 62.0% | 63.6% | 55.8% | 57.9% |
| % of all assessments that were assess and refuse | 42 | 661 | 6.4% | 10.3% | 12.8% | 12.4% |
| % of all assessments that were assess and review | 209 | 661 | 31.6% | 26.2% | 31.4% | 29.7% |
| % of case starts with a reported IOTN of 3 and Aesthetic Component of 5 or below | 0 | 410 | N/A | 0.0% | 0.1% | 0.1% |
| % of case starts with a reported IOTN of 3 and Aesthetic Component of 6 or above | 12 | 410 | 2.9% | 2.6% | 3.0% | 4.0% |
| % of case starts with a reported IOTN of 4 | 280 | 410 | 68.3% | 78.1% | 78.1% | 78.0% |
| % of case starts with a reported IOTN of 5 | 75 | 410 | 18.3% | 18.3% | 17.0% | 16.6 % |
| % of concluded courses in receipt of dual-arch fixed appliances | 232 | 297 | 78.1% | 73.6% | 73.2% | 74.0% |
| % of concluded courses where treatment was abandoned or discontinued | 9 | 297 | 3.0% | 7.3% | 7.5% | 8.5% |
| % of patients satisfied with the treatment they have received | 1 | 1 | 100.0% | 97.4% | 97.5% | 95.5% |

* Figures in italics indicate that the base number is less than 100.

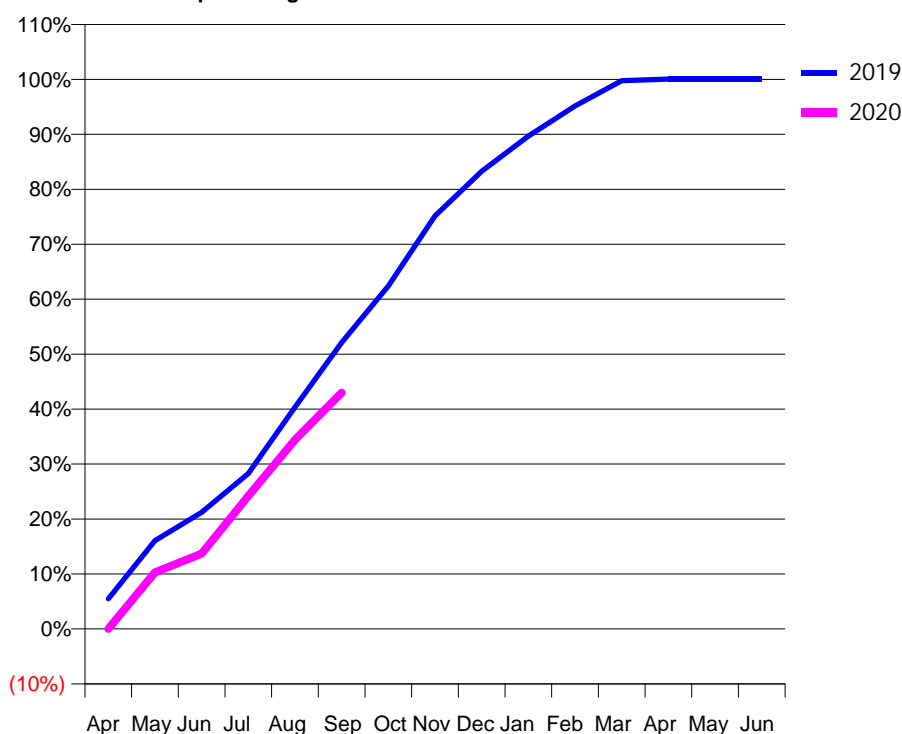
Q68 - Vital Signs Orthodontic At a Glance Contract Report for 923044/0001 - September 2019

| | | | |
|----------------------|--------------------|---------------------------------------------|-------------|
| Name or company name | Total Orthodontics | 19/20 Contracted general activity (UDA) | 0 |
| Contract type name | PDS Contract | Carry forward general activity (UDA) | 0 |
| Purpose of contract | Orthodontic | 19/20 Contracted orthodontic activity (UOA) | 6,806 |
| Contract start date | 01/04/2006 | Carry forward orthodontic activity (UOA) | 0 |
| Contract end date | 31/03/2026 | Baseline contract value | £390,126.58 |

| ACCESS | Contract | England and Wales |
|----------------------------------------------|----------|-------------------|
| 24 month ratio of assessments to patient IDs | 1.01 | 1.07 |

| ACTIVITY | Contract |
|-------------------------------------------------------------------------------------------|----------|
| Contract assess and fit appliances (case starts) as a percentage of Area Team case starts | 3.2 % |

Cumulative percentage of contracted UOA delivered 2019 & 2020



| Month | Adjusted Scheduled Activity (UOA) | | |
|-----------|-----------------------------------|-------|-------|
| | 2018 | 2019 | 2020 |
| April | 210 | 382 | 0 |
| May | 609 | 1,117 | 701 |
| June | 1,033 | 1,478 | 932 |
| July | 1,793 | 1,969 | 1,648 |
| August | 2,318 | 2,809 | 2,342 |
| September | 3,057 | 3,628 | 2,926 |
| October | 3,855 | 4,346 | |
| November | 4,783 | 5,232 | |
| December | 5,455 | 5,799 | |
| January | 5,917 | 6,244 | |
| February | 6,505 | 6,626 | |
| March | 6,967 | 6,945 | |
| April | 6,967 | 6,966 | |
| May | 6,967 | 6,966 | |
| June | 6,967 | 6,966 | |

QUANTITY METRICS (rolling 12 month period)

| | Contract Quantity | Contract Base Number | Contract * | Area Team | Region | England |
|----------------------------------------------------------------------------------|-------------------|----------------------|------------|-----------|--------|---------|
| % of all assessments that were assess and fit appliances (case starts) | 313 | 321 | 97.5% | 63.6% | 55.8% | 57.9% |
| % of all assessments that were assess and refuse | 6 | 321 | 1.9% | 10.3% | 12.8% | 12.4% |
| % of all assessments that were assess and review | 2 | 321 | 0.6% | 26.2% | 31.4% | 29.7% |
| % of case starts with a reported IOTN of 3 and Aesthetic Component of 5 or below | 0 | 313 | N/A | 0.0% | 0.1% | 0.1% |
| % of case starts with a reported IOTN of 3 and Aesthetic Component of 6 or above | 1 | 313 | 0.3% | 2.6% | 3.0% | 4.0% |
| % of case starts with a reported IOTN of 4 | 289 | 313 | 92.3% | 78.1% | 78.1% | 78.0% |
| % of case starts with a reported IOTN of 5 | 22 | 313 | 7.0% | 18.3% | 17.0% | 16.6 % |
| % of concluded courses in receipt of dual-arch fixed appliances | 283 | 309 | 91.6% | 73.6% | 73.2% | 74.0% |
| % of concluded courses where treatment was abandoned or discontinued | 16 | 309 | 5.2% | 7.3% | 7.5% | 8.5% |
| % of patients satisfied with the treatment they have received | 1 | 1 | 100.0% | 97.4% | 97.5% | 95.5% |

* Figures in italics indicate that the base number is less than 100.

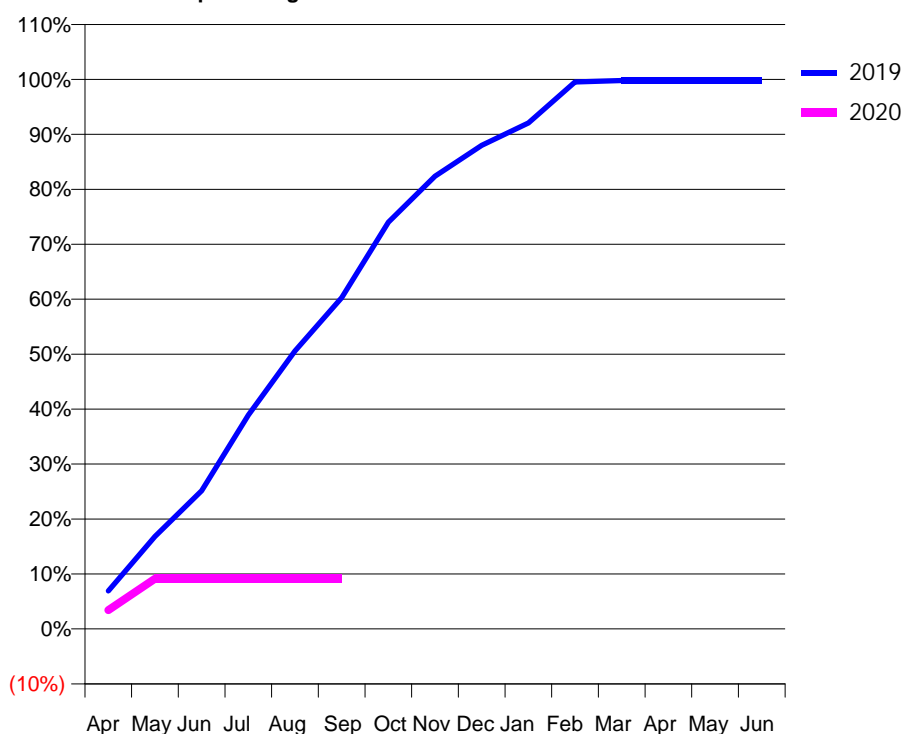
Q68 - Vital Signs Orthodontic At a Glance Contract Report for 923044/0004 - September 2019

| | | | |
|----------------------|--------------------|---------------------------------------------|-------------|
| Name or company name | Total Orthodontics | 19/20 Contracted general activity (UDA) | 0 |
| Contract type name | PDS Contract | Carry forward general activity (UDA) | 0 |
| Purpose of contract | Orthodontic | 19/20 Contracted orthodontic activity (UOA) | 10,378 |
| Contract start date | 01/04/2006 | Carry forward orthodontic activity (UOA) | 0 |
| Contract end date | 31/03/2026 | Baseline contract value | £574,262.28 |

| ACCESS | Contract | England and Wales |
|----------------------------------------------|----------|-------------------|
| 24 month ratio of assessments to patient IDs | 1.00 | 1.07 |

| ACTIVITY | Contract |
|-------------------------------------------------------------------------------------------|----------|
| Contract assess and fit appliances (case starts) as a percentage of Area Team case starts | 2.3 % |

Cumulative percentage of contracted UOA delivered 2019 & 2020



| Month | Adjusted Scheduled Activity (UOA) | | |
|-----------|-----------------------------------|-------|------|
| | 2018 | 2019 | 2020 |
| April | 399 | 648 | 357 |
| May | 1,264 | 1,573 | 949 |
| June | 2,083 | 2,350 | 949 |
| July | 2,965 | 3,635 | 949 |
| August | 3,616 | 4,727 | 949 |
| September | 4,435 | 5,630 | 949 |
| October | 5,443 | 6,915 | |
| November | 6,577 | 7,696 | |
| December | 7,543 | 8,221 | |
| January | 8,131 | 8,603 | |
| February | 9,139 | 9,300 | |
| March | 9,290 | 9,321 | |
| April | 9,332 | 9,321 | |
| May | 9,332 | 9,321 | |
| June | 9,332 | 9,321 | |

QUANTITY METRICS (rolling 12 month period)

| | Contract Quantity | Contract Base Number | Contract * | Area Team | Region | England |
|----------------------------------------------------------------------------------|-------------------|----------------------|------------|-----------|--------|---------|
| % of all assessments that were assess and fit appliances (case starts) | 225 | 225 | 100.0% | 63.6% | 55.8% | 57.9% |
| % of all assessments that were assess and refuse | 0 | 225 | 0.0% | 10.3% | 12.8% | 12.4% |
| % of all assessments that were assess and review | 0 | 225 | 0.0% | 26.2% | 31.4% | 29.7% |
| % of case starts with a reported IOTN of 3 and Aesthetic Component of 5 or below | 0 | 225 | N/A | 0.0% | 0.1% | 0.1% |
| % of case starts with a reported IOTN of 3 and Aesthetic Component of 6 or above | 0 | 225 | N/A | 2.6% | 3.0% | 4.0% |
| % of case starts with a reported IOTN of 4 | 172 | 225 | 76.4% | 78.1% | 78.1% | 78.0% |
| % of case starts with a reported IOTN of 5 | 47 | 225 | 20.9% | 18.3% | 17.0% | 16.6 % |
| % of concluded courses in receipt of dual-arch fixed appliances | 223 | 260 | 85.8% | 73.6% | 73.2% | 74.0% |
| % of concluded courses where treatment was abandoned or discontinued | 25 | 260 | 9.6% | 7.3% | 7.5% | 8.5% |
| % of patients satisfied with the treatment they have received | 0 | 0 | N/A | 97.4% | 97.5% | 95.5% |

* Figures in italics indicate that the base number is less than 100.

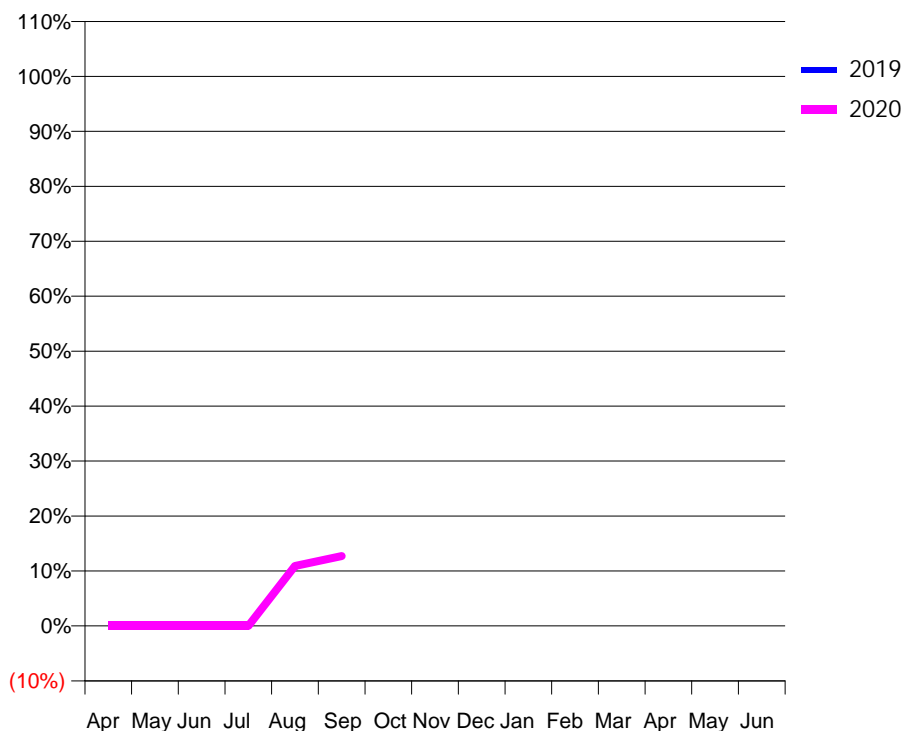
Q69 - Vital Signs Orthodontic At a Glance Contract Report for 100976/0000 - September 2019

| | | | |
|----------------------|--------------------------------------|---------------------------------------------|-------------|
| Name or company name | The Orthodontic Centre (Reading) Ltd | 19/20 Contracted general activity (UDA) | 0 |
| Contract type name | PDS Contract | Carry forward general activity (UDA) | 0 |
| Purpose of contract | Orthodontic | 19/20 Contracted orthodontic activity (UOA) | 10,712 |
| Contract start date | 01/04/2019 | Carry forward orthodontic activity (UOA) | 0 |
| Contract end date | 31/03/2026 | Baseline contract value | £514,763.43 |

| ACCESS | Contract | England and Wales |
|----------------------------------------------|----------|-------------------|
| 24 month ratio of assessments to patient IDs | 1.00 | 1.07 |

| ACTIVITY | Contract |
|-------------------------------------------------------------------------------------------|----------|
| Contract assess and fit appliances (case starts) as a percentage of Area Team case starts | 0.8 % |

Cumulative percentage of contracted UOA delivered 2019 & 2020



| Month | Adjusted Scheduled Activity (UOA) | | |
|-----------|-----------------------------------|------|-------|
| | 2018 | 2019 | 2020 |
| April | 0 | 0 | 0 |
| May | 0 | 0 | 0 |
| June | 0 | 0 | 0 |
| July | 0 | 0 | 0 |
| August | 0 | 0 | 1,169 |
| September | 0 | 0 | 1,360 |
| October | 0 | 0 | |
| November | 0 | 0 | |
| December | 0 | 0 | |
| January | 0 | 0 | |
| February | 0 | 0 | |
| March | 0 | 0 | |
| April | 0 | 0 | |
| May | 0 | 0 | |
| June | 0 | 0 | |

QUANTITY METRICS (rolling 12 month period)

| | Contract Quantity | Contract Base Number | Contract * | Area Team | Region | England |
|----------------------------------------------------------------------------------|-------------------|----------------------|------------|-----------|--------|---------|
| % of all assessments that were assess and fit appliances (case starts) | 61 | 189 | 32.3% | 43.9% | 55.8% | 57.9% |
| % of all assessments that were assess and refuse | 25 | 189 | 13.2% | 12.5% | 12.8% | 12.4% |
| % of all assessments that were assess and review | 103 | 189 | 54.5% | 43.6% | 31.4% | 29.7% |
| % of case starts with a reported IOTN of 3 and Aesthetic Component of 5 or below | 0 | 61 | <i>N/A</i> | 0.1% | 0.1% | 0.1% |
| % of case starts with a reported IOTN of 3 and Aesthetic Component of 6 or above | 1 | 61 | 1.6% | 3.1% | 3.0% | 4.0% |
| % of case starts with a reported IOTN of 4 | 53 | 61 | 86.9% | 80.9% | 78.1% | 78.0% |
| % of case starts with a reported IOTN of 5 | 7 | 61 | 11.5% | 15.5% | 17.0% | 16.6 % |
| % of concluded courses in receipt of dual-arch fixed appliances | 0 | 1 | <i>N/A</i> | 78.2% | 73.2% | 74.0% |
| % of concluded courses where treatment was abandoned or discontinued | 0 | 1 | 0.0% | 4.5% | 7.5% | 8.5% |
| % of patients satisfied with the treatment they have received | 0 | 0 | <i>N/A</i> | 100.0% | 97.5% | 95.5% |

* Figures in italics indicate that the base number is less than 100.

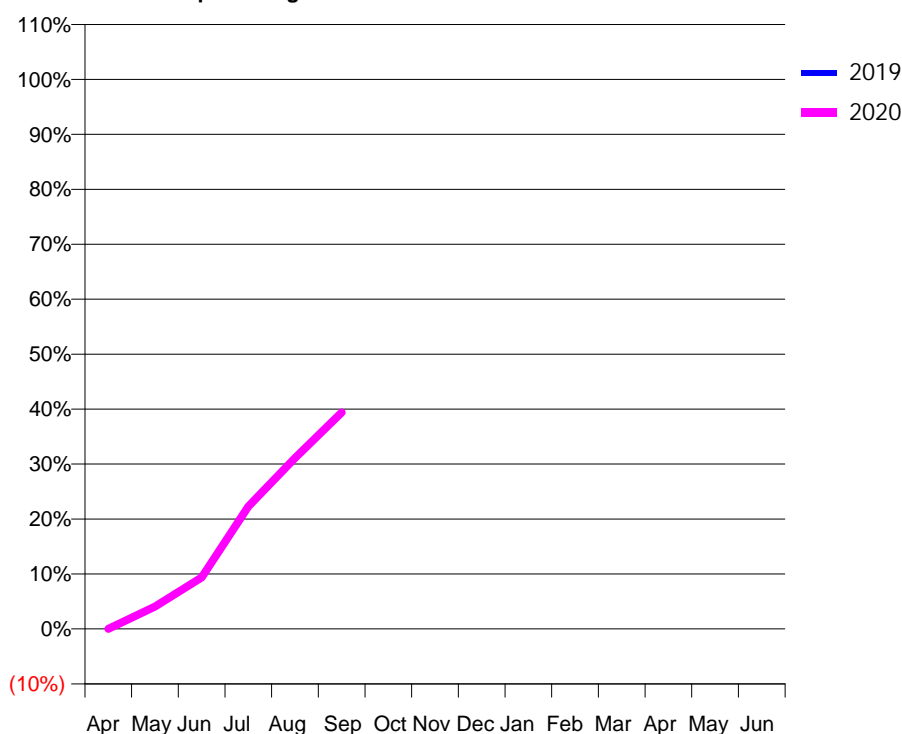
Q69 - Vital Signs Orthodontic At a Glance Contract Report for 100977/0000 - September 2019

| | | | |
|----------------------|--------------------------------------|---------------------------------------------|---------------|
| Name or company name | The Orthodontic Centre (Reading) Ltd | 19/20 Contracted general activity (UDA) | 0 |
| Contract type name | PDS Contract | Carry forward general activity (UDA) | 0 |
| Purpose of contract | Orthodontic | 19/20 Contracted orthodontic activity (UOA) | 23,340 |
| Contract start date | 01/04/2019 | Carry forward orthodontic activity (UOA) | 0 |
| Contract end date | 31/03/2026 | Baseline contract value | £1,665,381.35 |

| ACCESS | Contract | England and Wales |
|----------------------------------------------|----------|-------------------|
| 24 month ratio of assessments to patient IDs | 1.00 | 1.07 |

| ACTIVITY | Contract |
|-------------------------------------------------------------------------------------------|----------|
| Contract assess and fit appliances (case starts) as a percentage of Area Team case starts | 5.5 % |

Cumulative percentage of contracted UOA delivered 2019 & 2020



| Month | Adjusted Scheduled Activity (UOA) | | |
|-----------|-----------------------------------|------|-------|
| | 2018 | 2019 | 2020 |
| April | 0 | 0 | 0 |
| May | 0 | 0 | 949 |
| June | 0 | 0 | 2,185 |
| July | 0 | 0 | 5,201 |
| August | 0 | 0 | 7,261 |
| September | 0 | 0 | 9,197 |
| October | 0 | 0 | |
| November | 0 | 0 | |
| December | 0 | 0 | |
| January | 0 | 0 | |
| February | 0 | 0 | |
| March | 0 | 0 | |
| April | 0 | 0 | |
| May | 0 | 0 | |
| June | 0 | 0 | |

QUANTITY METRICS (rolling 12 month period)

| | Contract Quantity | Contract Base Number | Contract * | Area Team | Region | England |
|----------------------------------------------------------------------------------|-------------------|----------------------|------------|-----------|--------|---------|
| % of all assessments that were assess and fit appliances (case starts) | 415 | 1,054 | 39.4% | 43.9% | 55.8% | 57.9% |
| % of all assessments that were assess and refuse | 174 | 1,054 | 16.5% | 12.5% | 12.8% | 12.4% |
| % of all assessments that were assess and review | 465 | 1,054 | 44.1% | 43.6% | 31.4% | 29.7% |
| % of case starts with a reported IOTN of 3 and Aesthetic Component of 5 or below | 0 | 415 | N/A | 0.1% | 0.1% | 0.1% |
| % of case starts with a reported IOTN of 3 and Aesthetic Component of 6 or above | 11 | 415 | 2.7% | 3.1% | 3.0% | 4.0% |
| % of case starts with a reported IOTN of 4 | 356 | 415 | 85.8% | 80.9% | 78.1% | 78.0% |
| % of case starts with a reported IOTN of 5 | 47 | 415 | 11.3% | 15.5% | 17.0% | 16.6 % |
| % of concluded courses in receipt of dual-arch fixed appliances | 453 | 482 | 94.0% | 78.2% | 73.2% | 74.0% |
| % of concluded courses where treatment was abandoned or discontinued | 13 | 482 | 2.7% | 4.5% | 7.5% | 8.5% |
| % of patients satisfied with the treatment they have received | 0 | 0 | N/A | 100.0% | 97.5% | 95.5% |

* Figures in italics indicate that the base number is less than 100.

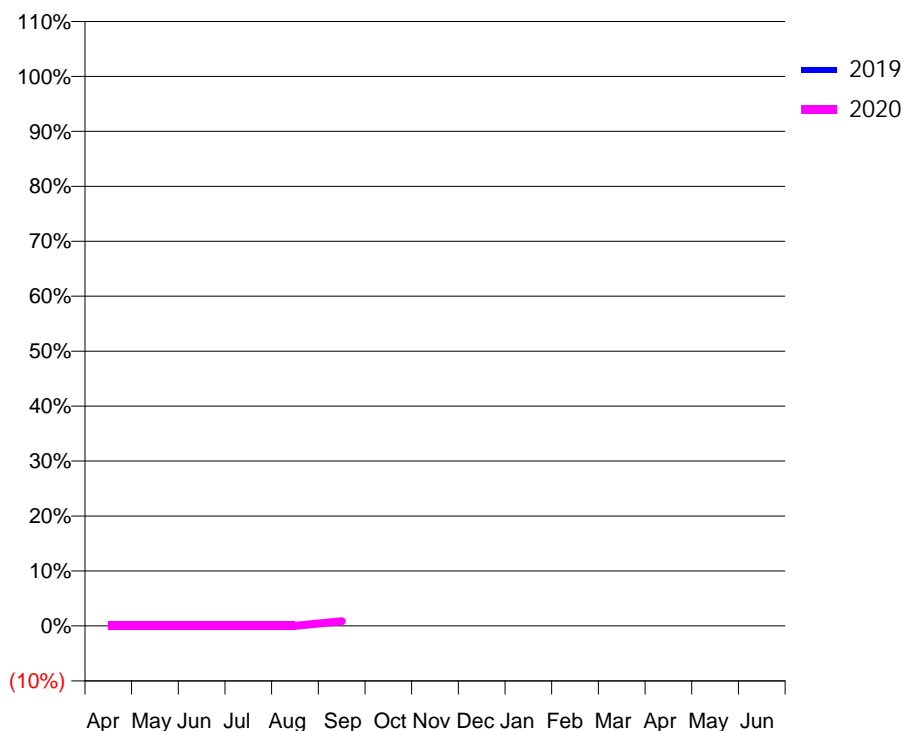
Q69 - Vital Signs Orthodontic At a Glance Contract Report for 100978/0000 - September 2019

| | | | |
|----------------------|--------------------------------------|---------------------------------------------|-------------|
| Name or company name | The Orthodontic Centre (Reading) Ltd | 19/20 Contracted general activity (UDA) | 0 |
| Contract type name | PDS Contract | Carry forward general activity (UDA) | 0 |
| Purpose of contract | Orthodontic | 19/20 Contracted orthodontic activity (UOA) | 11,272 |
| Contract start date | 01/04/2019 | Carry forward orthodontic activity (UOA) | 0 |
| Contract end date | 31/03/2026 | Baseline contract value | £541,674.14 |

| ACCESS | Contract | England and Wales |
|----------------------------------------------|----------|-------------------|
| 24 month ratio of assessments to patient IDs | 1.00 | 1.07 |

| ACTIVITY | Contract |
|-------------------------------------------------------------------------------------------|----------|
| Contract assess and fit appliances (case starts) as a percentage of Area Team case starts | 0.1 % |

Cumulative percentage of contracted UOA delivered 2019 & 2020



| Month | Adjusted Scheduled Activity (UOA) | | |
|-----------|-----------------------------------|------|------|
| | 2018 | 2019 | 2020 |
| April | 0 | 0 | 0 |
| May | 0 | 0 | 0 |
| June | 0 | 0 | 0 |
| July | 0 | 0 | 0 |
| August | 0 | 0 | 0 |
| September | 0 | 0 | 98 |
| October | 0 | 0 | |
| November | 0 | 0 | |
| December | 0 | 0 | |
| January | 0 | 0 | |
| February | 0 | 0 | |
| March | 0 | 0 | |
| April | 0 | 0 | |
| May | 0 | 0 | |
| June | 0 | 0 | |

QUANTITY METRICS (rolling 12 month period)

| | Contract Quantity | Contract Base Number | Contract * | Area Team | Region | England |
|----------------------------------------------------------------------------------|-------------------|----------------------|------------|-----------|--------|---------|
| % of all assessments that were assess and fit appliances (case starts) | 5 | 15 | 33.3% | 43.9% | 55.8% | 57.9% |
| % of all assessments that were assess and refuse | 4 | 15 | 26.7% | 12.5% | 12.8% | 12.4% |
| % of all assessments that were assess and review | 6 | 15 | 40.0% | 43.6% | 31.4% | 29.7% |
| % of case starts with a reported IOTN of 3 and Aesthetic Component of 5 or below | 0 | 5 | <i>N/A</i> | 0.1% | 0.1% | 0.1% |
| % of case starts with a reported IOTN of 3 and Aesthetic Component of 6 or above | 0 | 5 | <i>N/A</i> | 3.1% | 3.0% | 4.0% |
| % of case starts with a reported IOTN of 4 | 5 | 5 | 100.0% | 80.9% | 78.1% | 78.0% |
| % of case starts with a reported IOTN of 5 | 0 | 5 | <i>N/A</i> | 15.5% | 17.0% | 16.6 % |
| % of concluded courses in receipt of dual-arch fixed appliances | 0 | 0 | <i>N/A</i> | 78.2% | 73.2% | 74.0% |
| % of concluded courses where treatment was abandoned or discontinued | 0 | 0 | <i>N/A</i> | 4.5% | 7.5% | 8.5% |
| % of patients satisfied with the treatment they have received | 0 | 0 | <i>N/A</i> | 100.0% | 97.5% | 95.5% |

* Figures in italics indicate that the base number is less than 100.

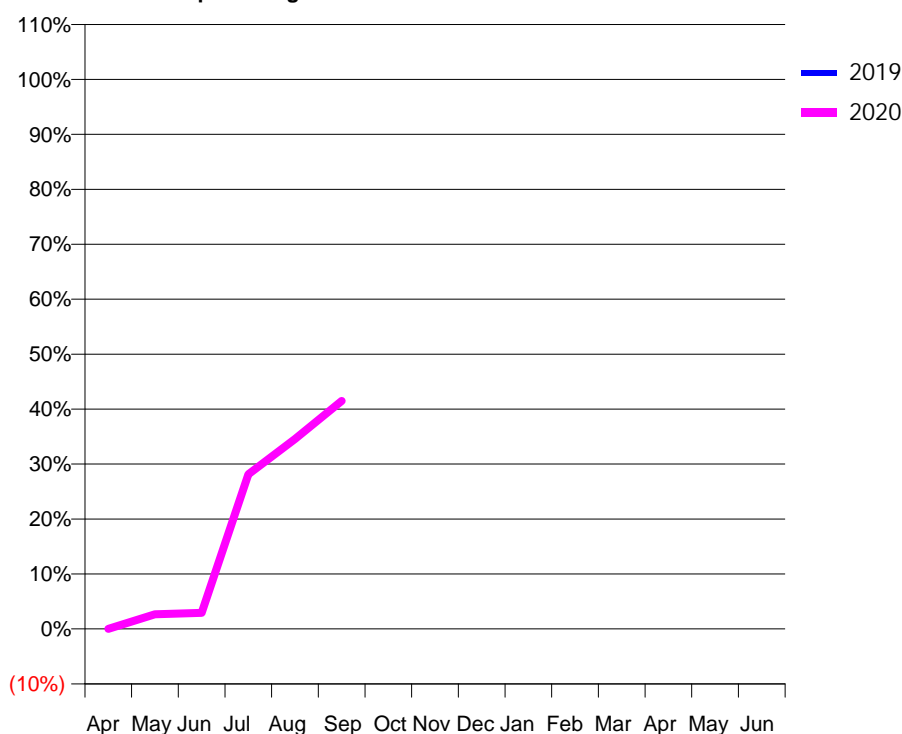
Q69 - Vital Signs Orthodontic At a Glance Contract Report for 100979/0000 - September 2019

| | | | |
|----------------------|-------------------|---------------------------------------------|-------------|
| Name or company name | Ortho-Tek Limited | 19/20 Contracted general activity (UDA) | 0 |
| Contract type name | PDS Contract | Carry forward general activity (UDA) | 0 |
| Purpose of contract | Orthodontic | 19/20 Contracted orthodontic activity (UOA) | 7,888 |
| Contract start date | 01/04/2019 | Carry forward orthodontic activity (UOA) | 0 |
| Contract end date | 31/03/2026 | Baseline contract value | £423,705.17 |

| ACCESS | Contract | England and Wales |
|----------------------------------------------|----------|-------------------|
| 24 month ratio of assessments to patient IDs | 1.00 | 1.07 |

| ACTIVITY | Contract |
|-------------------------------------------------------------------------------------------|----------|
| Contract assess and fit appliances (case starts) as a percentage of Area Team case starts | 2.1 % |

Cumulative percentage of contracted UOA delivered 2019 & 2020



| Month | Adjusted Scheduled Activity (UOA) | | |
|-----------|-----------------------------------|------|-------|
| | 2018 | 2019 | 2020 |
| April | 0 | 0 | 0 |
| May | 0 | 0 | 210 |
| June | 0 | 0 | 231 |
| July | 0 | 0 | 2,221 |
| August | 0 | 0 | 2,726 |
| September | 0 | 0 | 3,272 |
| October | 0 | 0 | |
| November | 0 | 0 | |
| December | 0 | 0 | |
| January | 0 | 0 | |
| February | 0 | 0 | |
| March | 0 | 0 | |
| April | 0 | 0 | |
| May | 0 | 0 | |
| June | 0 | 0 | |

QUANTITY METRICS (rolling 12 month period)

| | Contract Quantity | Contract Base Number | Contract * | Area Team | Region | England |
|----------------------------------------------------------------------------------|-------------------|----------------------|------------|-----------|--------|---------|
| % of all assessments that were assess and fit appliances (case starts) | 159 | 159 | 100.0% | 43.9% | 55.8% | 57.9% |
| % of all assessments that were assess and refuse | 0 | 159 | 0.0% | 12.5% | 12.8% | 12.4% |
| % of all assessments that were assess and review | 0 | 159 | 0.0% | 43.6% | 31.4% | 29.7% |
| % of case starts with a reported IOTN of 3 and Aesthetic Component of 5 or below | 0 | 159 | N/A | 0.1% | 0.1% | 0.1% |
| % of case starts with a reported IOTN of 3 and Aesthetic Component of 6 or above | 2 | 159 | 1.3% | 3.1% | 3.0% | 4.0% |
| % of case starts with a reported IOTN of 4 | 115 | 159 | 72.3% | 80.9% | 78.1% | 78.0% |
| % of case starts with a reported IOTN of 5 | 41 | 159 | 25.8% | 15.5% | 17.0% | 16.6 % |
| % of concluded courses in receipt of dual-arch fixed appliances | 64 | 74 | 86.5% | 78.2% | 73.2% | 74.0% |
| % of concluded courses where treatment was abandoned or discontinued | 3 | 74 | 4.1% | 4.5% | 7.5% | 8.5% |
| % of patients satisfied with the treatment they have received | 0 | 0 | N/A | 100.0% | 97.5% | 95.5% |

* Figures in italics indicate that the base number is less than 100.

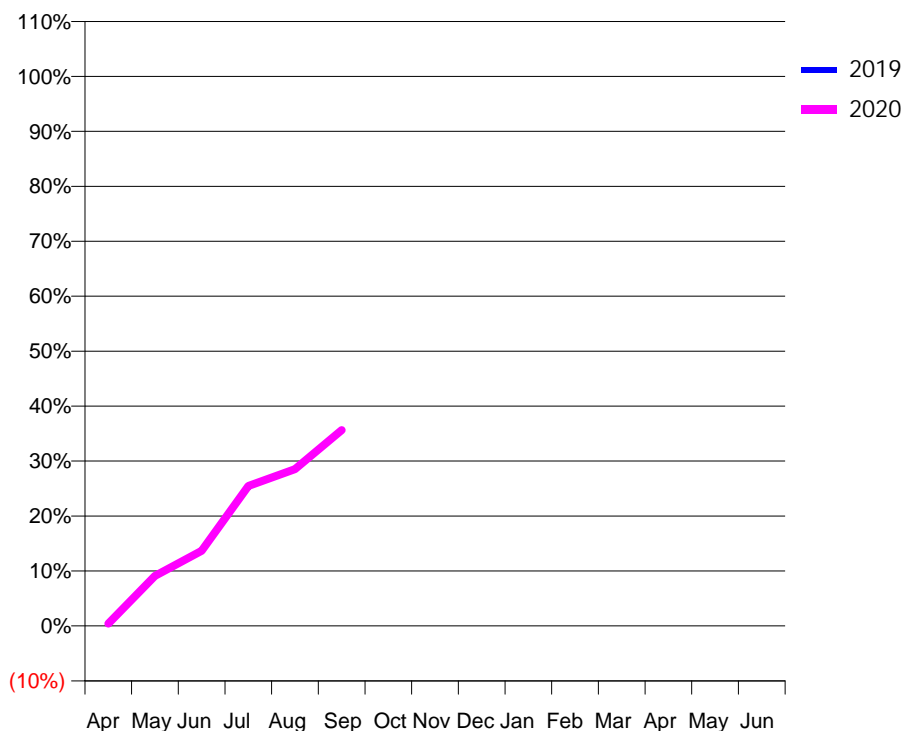
Q69 - Vital Signs Orthodontic At a Glance Contract Report for 100981/0000 - September 2019

| | | | |
|----------------------|--------------|---------------------------------------------|-------------|
| Name or company name | MR MY CHEUNG | 19/20 Contracted general activity (UDA) | 0 |
| Contract type name | PDS Contract | Carry forward general activity (UDA) | 0 |
| Purpose of contract | Orthodontic | 19/20 Contracted orthodontic activity (UOA) | 7,702 |
| Contract start date | 01/04/2019 | Carry forward orthodontic activity (UOA) | 0 |
| Contract end date | 31/03/2026 | Baseline contract value | £400,638.84 |

| ACCESS | Contract | England and Wales |
|----------------------------------------------|----------|-------------------|
| 24 month ratio of assessments to patient IDs | 1.00 | 1.07 |

| ACTIVITY | Contract |
|-------------------------------------------------------------------------------------------|----------|
| Contract assess and fit appliances (case starts) as a percentage of Area Team case starts | 1.4 % |

Cumulative percentage of contracted UOA delivered 2019 & 2020



| Month | Adjusted Scheduled Activity (UOA) | | |
|-----------|-----------------------------------|------|-------|
| | 2018 | 2019 | 2020 |
| April | 0 | 0 | 33 |
| May | 0 | 0 | 702 |
| June | 0 | 0 | 1,053 |
| July | 0 | 0 | 1,962 |
| August | 0 | 0 | 2,197 |
| September | 0 | 0 | 2,744 |
| October | 0 | 0 | |
| November | 0 | 0 | |
| December | 0 | 0 | |
| January | 0 | 0 | |
| February | 0 | 0 | |
| March | 0 | 0 | |
| April | 0 | 0 | |
| May | 0 | 0 | |
| June | 0 | 0 | |

QUANTITY METRICS (rolling 12 month period)

| | Contract Quantity | Contract Base Number | Contract * | Area Team | Region | England |
|----------------------------------------------------------------------------------|-------------------|----------------------|------------|-----------|--------|---------|
| % of all assessments that were assess and fit appliances (case starts) | 108 | 584 | 18.5% | 43.9% | 55.8% | 57.9% |
| % of all assessments that were assess and refuse | 2 | 584 | 0.3% | 12.5% | 12.8% | 12.4% |
| % of all assessments that were assess and review | 474 | 584 | 81.2% | 43.6% | 31.4% | 29.7% |
| % of case starts with a reported IOTN of 3 and Aesthetic Component of 5 or below | 0 | 108 | N/A | 0.1% | 0.1% | 0.1% |
| % of case starts with a reported IOTN of 3 and Aesthetic Component of 6 or above | 2 | 108 | 1.9% | 3.1% | 3.0% | 4.0% |
| % of case starts with a reported IOTN of 4 | 97 | 108 | 89.8% | 80.9% | 78.1% | 78.0% |
| % of case starts with a reported IOTN of 5 | 9 | 108 | 8.3% | 15.5% | 17.0% | 16.6 % |
| % of concluded courses in receipt of dual-arch fixed appliances | 59 | 63 | 93.7% | 78.2% | 73.2% | 74.0% |
| % of concluded courses where treatment was abandoned or discontinued | 2 | 63 | 3.2% | 4.5% | 7.5% | 8.5% |
| % of patients satisfied with the treatment they have received | 0 | 0 | N/A | 100.0% | 97.5% | 95.5% |

* Figures in italics indicate that the base number is less than 100.

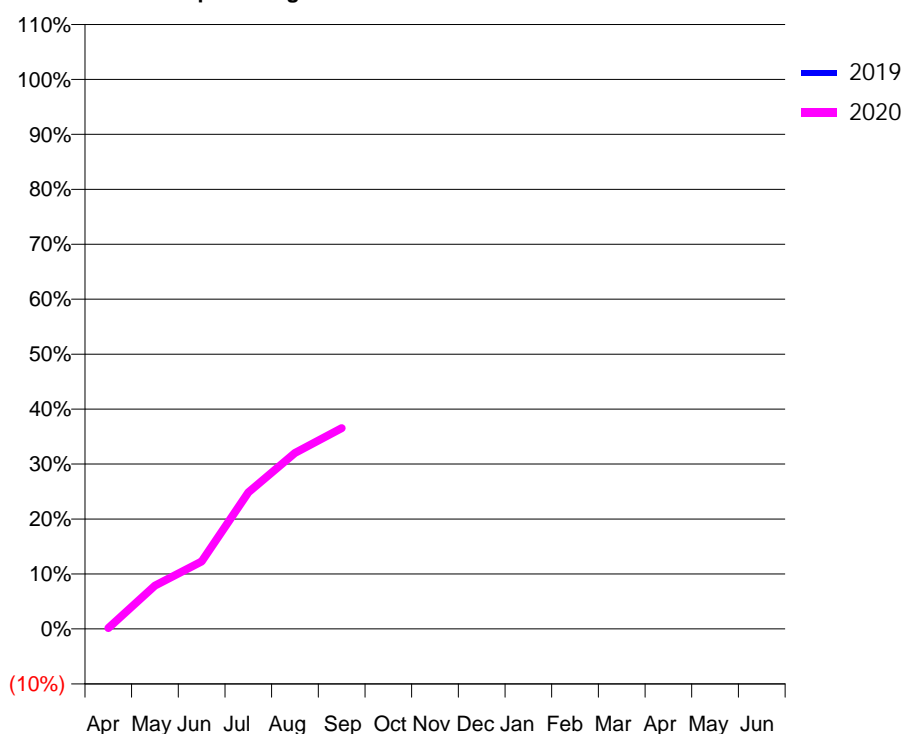
Q69 - Vital Signs Orthodontic At a Glance Contract Report for 101032/0000 - September 2019

| | | | |
|----------------------|------------------------------|---------------------------------------------|-------------|
| Name or company name | Newbury Orthodontics Limited | 19/20 Contracted general activity (UDA) | 0 |
| Contract type name | PDS Contract | Carry forward general activity (UDA) | 0 |
| Purpose of contract | Orthodontic | 19/20 Contracted orthodontic activity (UOA) | 10,046 |
| Contract start date | 01/04/2019 | Carry forward orthodontic activity (UOA) | 0 |
| Contract end date | 31/03/2026 | Baseline contract value | £674,266.66 |

| ACCESS | Contract | England and Wales |
|----------------------------------------------|----------|-------------------|
| 24 month ratio of assessments to patient IDs | 1.00 | 1.07 |

| ACTIVITY | Contract |
|-------------------------------------------------------------------------------------------|----------|
| Contract assess and fit appliances (case starts) as a percentage of Area Team case starts | 2.3 % |

Cumulative percentage of contracted UOA delivered 2019 & 2020



| Month | Adjusted Scheduled Activity (UOA) | | |
|-----------|-----------------------------------|------|-------|
| | 2018 | 2019 | 2020 |
| April | 0 | 0 | 16 |
| May | 0 | 0 | 790 |
| June | 0 | 0 | 1,235 |
| July | 0 | 0 | 2,497 |
| August | 0 | 0 | 3,216 |
| September | 0 | 0 | 3,670 |
| October | 0 | 0 | |
| November | 0 | 0 | |
| December | 0 | 0 | |
| January | 0 | 0 | |
| February | 0 | 0 | |
| March | 0 | 0 | |
| April | 0 | 0 | |
| May | 0 | 0 | |
| June | 0 | 0 | |

QUANTITY METRICS (rolling 12 month period)

| | Contract Quantity | Contract Base Number | Contract * | Area Team | Region | England |
|----------------------------------------------------------------------------------|-------------------|----------------------|------------|-----------|--------|---------|
| % of all assessments that were assess and fit appliances (case starts) | 171 | 333 | 51.4% | 43.9% | 55.8% | 57.9% |
| % of all assessments that were assess and refuse | 60 | 333 | 18.0% | 12.5% | 12.8% | 12.4% |
| % of all assessments that were assess and review | 102 | 333 | 30.6% | 43.6% | 31.4% | 29.7% |
| % of case starts with a reported IOTN of 3 and Aesthetic Component of 5 or below | 1 | 171 | 0.6% | 0.1% | 0.1% | 0.1% |
| % of case starts with a reported IOTN of 3 and Aesthetic Component of 6 or above | 8 | 171 | 4.7% | 3.1% | 3.0% | 4.0% |
| % of case starts with a reported IOTN of 4 | 136 | 171 | 79.5% | 80.9% | 78.1% | 78.0% |
| % of case starts with a reported IOTN of 5 | 25 | 171 | 14.6% | 15.5% | 17.0% | 16.6 % |
| % of concluded courses in receipt of dual-arch fixed appliances | 192 | 198 | 97.0% | 78.2% | 73.2% | 74.0% |
| % of concluded courses where treatment was abandoned or discontinued | 4 | 198 | 2.0% | 4.5% | 7.5% | 8.5% |
| % of patients satisfied with the treatment they have received | 0 | 0 | N/A | 100.0% | 97.5% | 95.5% |

* Figures in italics indicate that the base number is less than 100.

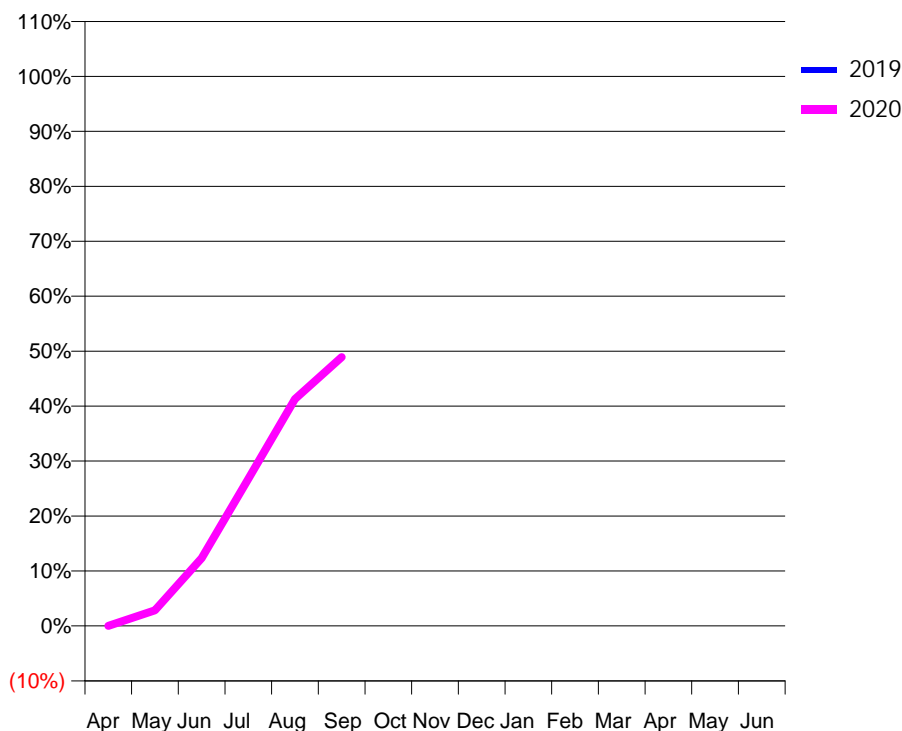
Q69 - Vital Signs Orthodontic At a Glance Contract Report for 101038/0000 - September 2019

| | | | |
|----------------------|-------------------------------|---------------------------------------------|-------------|
| Name or company name | BUSBY HOUSE DENTAL CENTRE LTD | 19/20 Contracted general activity (UDA) | 0 |
| Contract type name | PDS Contract | Carry forward general activity (UDA) | 0 |
| Purpose of contract | Orthodontic | 19/20 Contracted orthodontic activity (UOA) | 5,154 |
| Contract start date | 01/04/2019 | Carry forward orthodontic activity (UOA) | 0 |
| Contract end date | 31/03/2026 | Baseline contract value | £247,674.64 |

| ACCESS | Contract | England and Wales |
|----------------------------------------------|----------|-------------------|
| 24 month ratio of assessments to patient IDs | 1.00 | 1.07 |

| ACTIVITY | Contract |
|-------------------------------------------------------------------------------------------|----------|
| Contract assess and fit appliances (case starts) as a percentage of Area Team case starts | 1.5 % |

Cumulative percentage of contracted UOA delivered 2019 & 2020



| Month | Adjusted Scheduled Activity (UOA) | | |
|-----------|-----------------------------------|------|-------|
| | 2018 | 2019 | 2020 |
| April | 0 | 0 | 0 |
| May | 0 | 0 | 147 |
| June | 0 | 0 | 636 |
| July | 0 | 0 | 1,380 |
| August | 0 | 0 | 2,128 |
| September | 0 | 0 | 2,521 |
| October | 0 | 0 | |
| November | 0 | 0 | |
| December | 0 | 0 | |
| January | 0 | 0 | |
| February | 0 | 0 | |
| March | 0 | 0 | |
| April | 0 | 0 | |
| May | 0 | 0 | |
| June | 0 | 0 | |

QUANTITY METRICS (rolling 12 month period)

| | Contract Quantity | Contract Base Number | Contract * | Area Team | Region | England |
|----------------------------------------------------------------------------------|-------------------|----------------------|------------|-----------|--------|---------|
| % of all assessments that were assess and fit appliances (case starts) | 116 | 239 | 48.5% | 43.9% | 55.8% | 57.9% |
| % of all assessments that were assess and refuse | 33 | 239 | 13.8% | 12.5% | 12.8% | 12.4% |
| % of all assessments that were assess and review | 90 | 239 | 37.7% | 43.6% | 31.4% | 29.7% |
| % of case starts with a reported IOTN of 3 and Aesthetic Component of 5 or below | 0 | 116 | N/A | 0.1% | 0.1% | 0.1% |
| % of case starts with a reported IOTN of 3 and Aesthetic Component of 6 or above | 5 | 116 | 4.3% | 3.1% | 3.0% | 4.0% |
| % of case starts with a reported IOTN of 4 | 93 | 116 | 80.2% | 80.9% | 78.1% | 78.0% |
| % of case starts with a reported IOTN of 5 | 18 | 116 | 15.5% | 15.5% | 17.0% | 16.6 % |
| % of concluded courses in receipt of dual-arch fixed appliances | 0 | 0 | N/A | 78.2% | 73.2% | 74.0% |
| % of concluded courses where treatment was abandoned or discontinued | 0 | 0 | N/A | 4.5% | 7.5% | 8.5% |
| % of patients satisfied with the treatment they have received | 0 | 0 | N/A | 100.0% | 97.5% | 95.5% |

* Figures in italics indicate that the base number is less than 100.

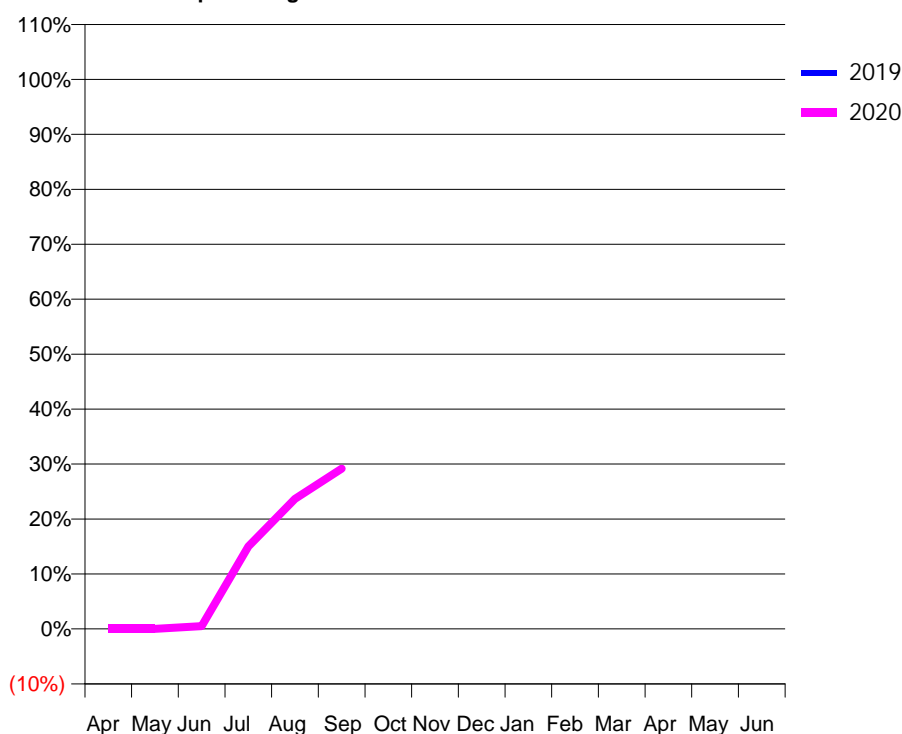
Q69 - Vital Signs Orthodontic At a Glance Contract Report for 101039/0000 - September 2019

| | | | |
|----------------------|------------------------------|---------------------------------------------|-------------|
| Name or company name | Impressions Orthodontics Ltd | 19/20 Contracted general activity (UDA) | 0 |
| Contract type name | PDS Contract | Carry forward general activity (UDA) | 0 |
| Purpose of contract | Orthodontic | 19/20 Contracted orthodontic activity (UOA) | 8,539 |
| Contract start date | 01/04/2019 | Carry forward orthodontic activity (UOA) | 0 |
| Contract end date | 31/03/2026 | Baseline contract value | £410,340.28 |

| ACCESS | Contract | England and Wales |
|----------------------------------------------|----------|-------------------|
| 24 month ratio of assessments to patient IDs | 1.00 | 1.07 |

| ACTIVITY | Contract |
|-------------------------------------------------------------------------------------------|----------|
| Contract assess and fit appliances (case starts) as a percentage of Area Team case starts | 1.5 % |

Cumulative percentage of contracted UOA delivered 2019 & 2020



| Month | Adjusted Scheduled Activity (UOA) | | |
|-----------|-----------------------------------|------|-------|
| | 2018 | 2019 | 2020 |
| April | 0 | 0 | 0 |
| May | 0 | 0 | 0 |
| June | 0 | 0 | 44 |
| July | 0 | 0 | 1,282 |
| August | 0 | 0 | 2,022 |
| September | 0 | 0 | 2,491 |
| October | 0 | 0 | |
| November | 0 | 0 | |
| December | 0 | 0 | |
| January | 0 | 0 | |
| February | 0 | 0 | |
| March | 0 | 0 | |
| April | 0 | 0 | |
| May | 0 | 0 | |
| June | 0 | 0 | |

QUANTITY METRICS (rolling 12 month period)

| | Contract Quantity | Contract Base Number | Contract * | Area Team | Region | England |
|----------------------------------------------------------------------------------|-------------------|----------------------|------------|-----------|--------|---------|
| % of all assessments that were assess and fit appliances (case starts) | 111 | 271 | 41.0% | 43.9% | 55.8% | 57.9% |
| % of all assessments that were assess and refuse | 45 | 271 | 16.6% | 12.5% | 12.8% | 12.4% |
| % of all assessments that were assess and review | 115 | 271 | 42.4% | 43.6% | 31.4% | 29.7% |
| % of case starts with a reported IOTN of 3 and Aesthetic Component of 5 or below | 0 | 111 | N/A | 0.1% | 0.1% | 0.1% |
| % of case starts with a reported IOTN of 3 and Aesthetic Component of 6 or above | 1 | 111 | 0.9% | 3.1% | 3.0% | 4.0% |
| % of case starts with a reported IOTN of 4 | 89 | 111 | 80.2% | 80.9% | 78.1% | 78.0% |
| % of case starts with a reported IOTN of 5 | 20 | 111 | 18.0% | 15.5% | 17.0% | 16.6 % |
| % of concluded courses in receipt of dual-arch fixed appliances | 0 | 0 | N/A | 78.2% | 73.2% | 74.0% |
| % of concluded courses where treatment was abandoned or discontinued | 0 | 0 | N/A | 4.5% | 7.5% | 8.5% |
| % of patients satisfied with the treatment they have received | 0 | 0 | N/A | 100.0% | 97.5% | 95.5% |

* Figures in italics indicate that the base number is less than 100.

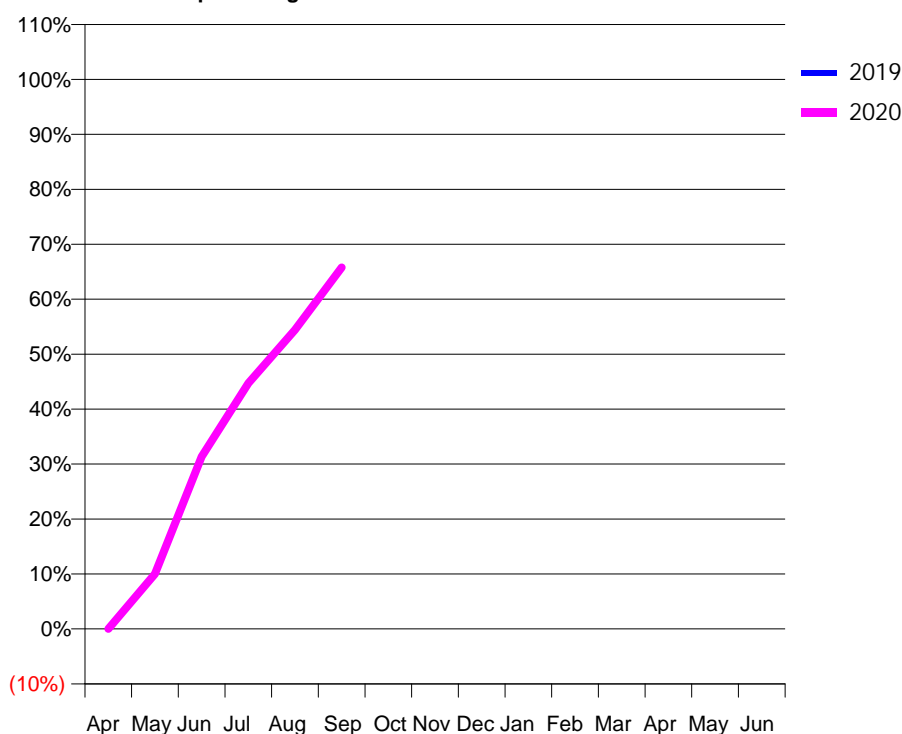
Q69 - Vital Signs Orthodontic At a Glance Contract Report for 101040/0000 - September 2019

| | | | |
|----------------------|------------------------------|---------------------------------------------|-------------|
| Name or company name | Impressions Orthodontics Ltd | 19/20 Contracted general activity (UDA) | 0 |
| Contract type name | PDS Contract | Carry forward general activity (UDA) | 0 |
| Purpose of contract | Orthodontic | 19/20 Contracted orthodontic activity (UOA) | 7,597 |
| Contract start date | 01/04/2019 | Carry forward orthodontic activity (UOA) | 0 |
| Contract end date | 31/03/2026 | Baseline contract value | £395,423.48 |

| ACCESS | Contract | England and Wales |
|----------------------------------------------|----------|-------------------|
| 24 month ratio of assessments to patient IDs | 1.01 | 1.07 |

| ACTIVITY | Contract |
|-------------------------------------------------------------------------------------------|----------|
| Contract assess and fit appliances (case starts) as a percentage of Area Team case starts | 2.9 % |

Cumulative percentage of contracted UOA delivered 2019 & 2020



| Month | Adjusted Scheduled Activity (UOA) | | |
|-----------|-----------------------------------|------|-------|
| | 2018 | 2019 | 2020 |
| April | 0 | 0 | 0 |
| May | 0 | 0 | 761 |
| June | 0 | 0 | 2,383 |
| July | 0 | 0 | 3,396 |
| August | 0 | 0 | 4,134 |
| September | 0 | 0 | 4,997 |
| October | 0 | 0 | |
| November | 0 | 0 | |
| December | 0 | 0 | |
| January | 0 | 0 | |
| February | 0 | 0 | |
| March | 0 | 0 | |
| April | 0 | 0 | |
| May | 0 | 0 | |
| June | 0 | 0 | |

QUANTITY METRICS (rolling 12 month period)

| | Contract Quantity | Contract Base Number | Contract * | Area Team | Region | England |
|----------------------------------------------------------------------------------|-------------------|----------------------|------------|-----------|--------|---------|
| % of all assessments that were assess and fit appliances (case starts) | 220 | 597 | 36.9% | 43.9% | 55.8% | 57.9% |
| % of all assessments that were assess and refuse | 70 | 597 | 11.7% | 12.5% | 12.8% | 12.4% |
| % of all assessments that were assess and review | 307 | 597 | 51.4% | 43.6% | 31.4% | 29.7% |
| % of case starts with a reported IOTN of 3 and Aesthetic Component of 5 or below | 0 | 220 | N/A | 0.1% | 0.1% | 0.1% |
| % of case starts with a reported IOTN of 3 and Aesthetic Component of 6 or above | 3 | 220 | 1.4% | 3.1% | 3.0% | 4.0% |
| % of case starts with a reported IOTN of 4 | 186 | 220 | 84.5% | 80.9% | 78.1% | 78.0% |
| % of case starts with a reported IOTN of 5 | 30 | 220 | 13.6% | 15.5% | 17.0% | 16.6 % |
| % of concluded courses in receipt of dual-arch fixed appliances | 34 | 40 | 85.0% | 78.2% | 73.2% | 74.0% |
| % of concluded courses where treatment was abandoned or discontinued | 0 | 40 | 0.0% | 4.5% | 7.5% | 8.5% |
| % of patients satisfied with the treatment they have received | 0 | 0 | N/A | 100.0% | 97.5% | 95.5% |

* Figures in italics indicate that the base number is less than 100.

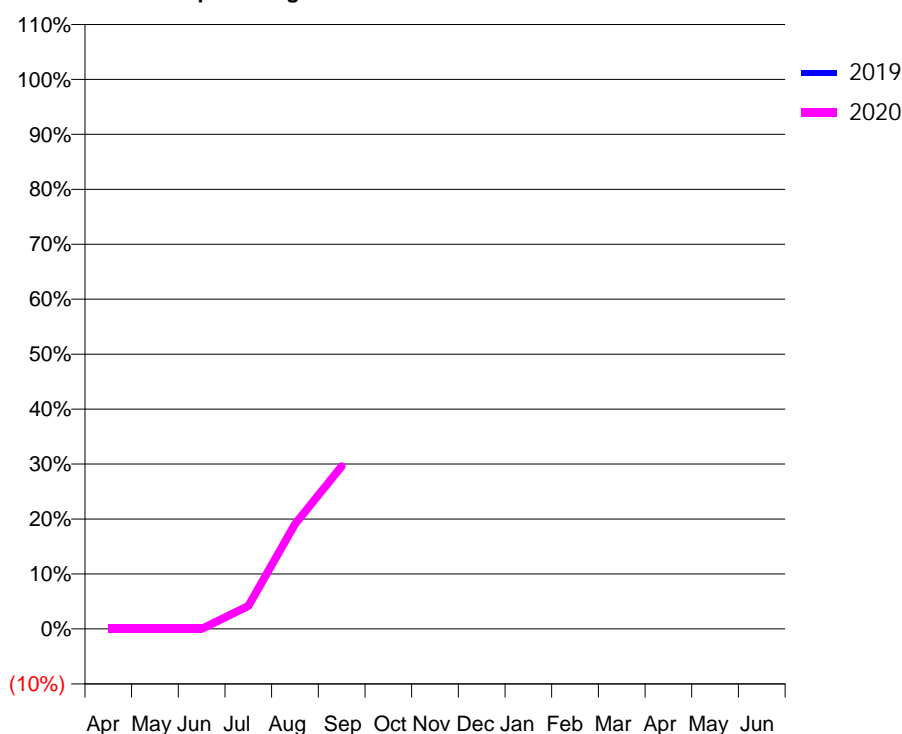
Q69 - Vital Signs Orthodontic At a Glance Contract Report for 101041/0000 - September 2019

| | | | |
|----------------------|------------------------------|---------------------------------------------|-------------|
| Name or company name | Impressions Orthodontics Ltd | 19/20 Contracted general activity (UDA) | 0 |
| Contract type name | PDS Contract | Carry forward general activity (UDA) | 0 |
| Purpose of contract | Orthodontic | 19/20 Contracted orthodontic activity (UOA) | 7,596 |
| Contract start date | 01/04/2019 | Carry forward orthodontic activity (UOA) | 0 |
| Contract end date | 31/03/2026 | Baseline contract value | £365,024.56 |

| ACCESS | Contract | England and Wales |
|----------------------------------------------|----------|-------------------|
| 24 month ratio of assessments to patient IDs | 1.00 | 1.07 |

| ACTIVITY | Contract |
|-------------------------------------------------------------------------------------------|----------|
| Contract assess and fit appliances (case starts) as a percentage of Area Team case starts | 1.3 % |

Cumulative percentage of contracted UOA delivered 2019 & 2020



| Month | Adjusted Scheduled Activity (UOA) | | |
|-----------|-----------------------------------|------|-------|
| | 2018 | 2019 | 2020 |
| April | 0 | 0 | 0 |
| May | 0 | 0 | 0 |
| June | 0 | 0 | 0 |
| July | 0 | 0 | 318 |
| August | 0 | 0 | 1,448 |
| September | 0 | 0 | 2,248 |
| October | 0 | 0 | |
| November | 0 | 0 | |
| December | 0 | 0 | |
| January | 0 | 0 | |
| February | 0 | 0 | |
| March | 0 | 0 | |
| April | 0 | 0 | |
| May | 0 | 0 | |
| June | 0 | 0 | |

QUANTITY METRICS (rolling 12 month period)

| | Contract Quantity | Contract Base Number | Contract * | Area Team | Region | England |
|----------------------------------------------------------------------------------|-------------------|----------------------|------------|-----------|--------|---------|
| % of all assessments that were assess and fit appliances (case starts) | 97 | 308 | 31.5% | 43.9% | 55.8% | 57.9% |
| % of all assessments that were assess and refuse | 80 | 308 | 26.0% | 12.5% | 12.8% | 12.4% |
| % of all assessments that were assess and review | 131 | 308 | 42.5% | 43.6% | 31.4% | 29.7% |
| % of case starts with a reported IOTN of 3 and Aesthetic Component of 5 or below | 0 | 97 | <i>N/A</i> | 0.1% | 0.1% | 0.1% |
| % of case starts with a reported IOTN of 3 and Aesthetic Component of 6 or above | 11 | 97 | 11.3% | 3.1% | 3.0% | 4.0% |
| % of case starts with a reported IOTN of 4 | 73 | 97 | 75.3% | 80.9% | 78.1% | 78.0% |
| % of case starts with a reported IOTN of 5 | 13 | 97 | 13.4% | 15.5% | 17.0% | 16.6 % |
| % of concluded courses in receipt of dual-arch fixed appliances | 0 | 0 | <i>N/A</i> | 78.2% | 73.2% | 74.0% |
| % of concluded courses where treatment was abandoned or discontinued | 0 | 0 | <i>N/A</i> | 4.5% | 7.5% | 8.5% |
| % of patients satisfied with the treatment they have received | 0 | 0 | <i>N/A</i> | 100.0% | 97.5% | 95.5% |

* Figures in italics indicate that the base number is less than 100.

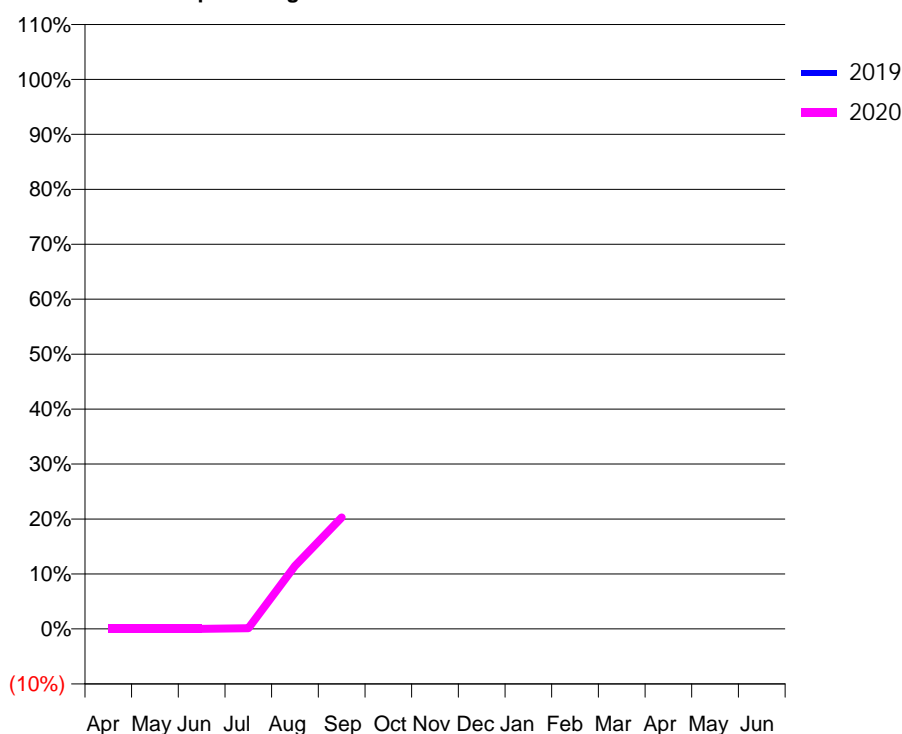
Q69 - Vital Signs Orthodontic At a Glance Contract Report for 101042/0000 - September 2019

| | | | |
|----------------------|---------------------------------|---------------------------------------------|-------------|
| Name or company name | Southwest Orthodontists Limited | 19/20 Contracted general activity (UDA) | 0 |
| Contract type name | PDS Contract | Carry forward general activity (UDA) | 0 |
| Purpose of contract | Orthodontic | 19/20 Contracted orthodontic activity (UOA) | 5,640 |
| Contract start date | 01/04/2019 | Carry forward orthodontic activity (UOA) | 0 |
| Contract end date | 31/03/2026 | Baseline contract value | £271,029.29 |

| ACCESS | Contract | England and Wales |
|----------------------------------------------|----------|-------------------|
| 24 month ratio of assessments to patient IDs | 1.00 | 1.07 |

| ACTIVITY | Contract |
|-------------------------------------------------------------------------------------------|----------|
| Contract assess and fit appliances (case starts) as a percentage of Area Team case starts | 0.7 % |

Cumulative percentage of contracted UOA delivered 2019 & 2020



| Month | Adjusted Scheduled Activity (UOA) | | |
|-----------|-----------------------------------|------|-------|
| | 2018 | 2019 | 2020 |
| April | 0 | 0 | 0 |
| May | 0 | 0 | 0 |
| June | 0 | 0 | 0 |
| July | 0 | 0 | 8 |
| August | 0 | 0 | 647 |
| September | 0 | 0 | 1,143 |
| October | 0 | 0 | |
| November | 0 | 0 | |
| December | 0 | 0 | |
| January | 0 | 0 | |
| February | 0 | 0 | |
| March | 0 | 0 | |
| April | 0 | 0 | |
| May | 0 | 0 | |
| June | 0 | 0 | |

QUANTITY METRICS (rolling 12 month period)

| | Contract Quantity | Contract Base Number | Contract * | Area Team | Region | England |
|----------------------------------------------------------------------------------|-------------------|----------------------|------------|-----------|--------|---------|
| % of all assessments that were assess and fit appliances (case starts) | 51 | 123 | 41.5% | 43.9% | 55.8% | 57.9% |
| % of all assessments that were assess and refuse | 33 | 123 | 26.8% | 12.5% | 12.8% | 12.4% |
| % of all assessments that were assess and review | 39 | 123 | 31.7% | 43.6% | 31.4% | 29.7% |
| % of case starts with a reported IOTN of 3 and Aesthetic Component of 5 or below | 0 | 51 | <i>N/A</i> | 0.1% | 0.1% | 0.1% |
| % of case starts with a reported IOTN of 3 and Aesthetic Component of 6 or above | 0 | 51 | <i>N/A</i> | 3.1% | 3.0% | 4.0% |
| % of case starts with a reported IOTN of 4 | 45 | 51 | 88.2% | 80.9% | 78.1% | 78.0% |
| % of case starts with a reported IOTN of 5 | 6 | 51 | 11.8% | 15.5% | 17.0% | 16.6 % |
| % of concluded courses in receipt of dual-arch fixed appliances | 0 | 0 | <i>N/A</i> | 78.2% | 73.2% | 74.0% |
| % of concluded courses where treatment was abandoned or discontinued | 0 | 0 | <i>N/A</i> | 4.5% | 7.5% | 8.5% |
| % of patients satisfied with the treatment they have received | 0 | 0 | <i>N/A</i> | 100.0% | 97.5% | 95.5% |

* Figures in italics indicate that the base number is less than 100.

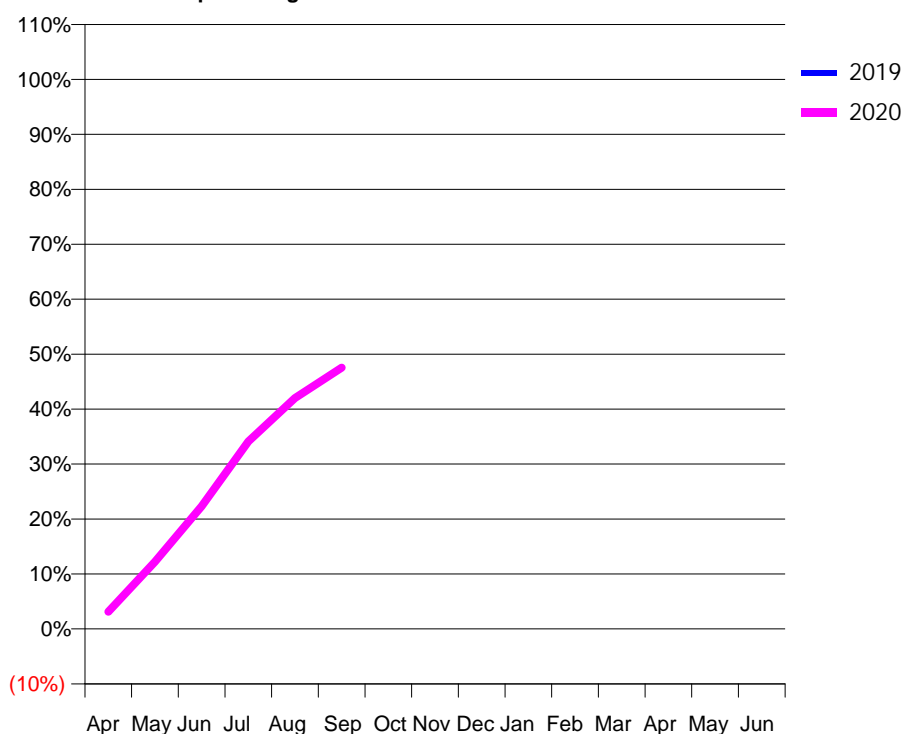
Q69 - Vital Signs Orthodontic At a Glance Contract Report for 101043/0000 - September 2019

| | | | |
|----------------------|-------------------|---------------------------------------------|-------------|
| Name or company name | Mr Andrew Pearson | 19/20 Contracted general activity (UDA) | 0 |
| Contract type name | PDS Contract | Carry forward general activity (UDA) | 0 |
| Purpose of contract | Orthodontic | 19/20 Contracted orthodontic activity (UOA) | 8,090 |
| Contract start date | 01/04/2019 | Carry forward orthodontic activity (UOA) | 0 |
| Contract end date | 31/03/2026 | Baseline contract value | £443,775.13 |

| ACCESS | Contract | England and Wales |
|----------------------------------------------|----------|-------------------|
| 24 month ratio of assessments to patient IDs | 1.02 | 1.07 |

| ACTIVITY | Contract |
|-------------------------------------------------------------------------------------------|----------|
| Contract assess and fit appliances (case starts) as a percentage of Area Team case starts | 2.1 % |

Cumulative percentage of contracted UOA delivered 2019 & 2020



| Month | Adjusted Scheduled Activity (UOA) | | |
|-----------|-----------------------------------|------|-------|
| | 2018 | 2019 | 2020 |
| April | 0 | 0 | 255 |
| May | 0 | 0 | 989 |
| June | 0 | 0 | 1,808 |
| July | 0 | 0 | 2,762 |
| August | 0 | 0 | 3,399 |
| September | 0 | 0 | 3,846 |
| October | 0 | 0 | |
| November | 0 | 0 | |
| December | 0 | 0 | |
| January | 0 | 0 | |
| February | 0 | 0 | |
| March | 0 | 0 | |
| April | 0 | 0 | |
| May | 0 | 0 | |
| June | 0 | 0 | |

QUANTITY METRICS (rolling 12 month period)

| | Contract Quantity | Contract Base Number | Contract * | Area Team | Region | England |
|----------------------------------------------------------------------------------|-------------------|----------------------|------------|-----------|--------|---------|
| % of all assessments that were assess and fit appliances (case starts) | 159 | 666 | 23.9% | 43.9% | 55.8% | 57.9% |
| % of all assessments that were assess and refuse | 80 | 666 | 12.0% | 12.5% | 12.8% | 12.4% |
| % of all assessments that were assess and review | 427 | 666 | 64.1% | 43.6% | 31.4% | 29.7% |
| % of case starts with a reported IOTN of 3 and Aesthetic Component of 5 or below | 0 | 159 | N/A | 0.1% | 0.1% | 0.1% |
| % of case starts with a reported IOTN of 3 and Aesthetic Component of 6 or above | 11 | 159 | 6.9% | 3.1% | 3.0% | 4.0% |
| % of case starts with a reported IOTN of 4 | 133 | 159 | 83.6% | 80.9% | 78.1% | 78.0% |
| % of case starts with a reported IOTN of 5 | 14 | 159 | 8.8% | 15.5% | 17.0% | 16.6 % |
| % of concluded courses in receipt of dual-arch fixed appliances | 80 | 125 | 64.0% | 78.2% | 73.2% | 74.0% |
| % of concluded courses where treatment was abandoned or discontinued | 4 | 125 | 3.2% | 4.5% | 7.5% | 8.5% |
| % of patients satisfied with the treatment they have received | 0 | 0 | N/A | 100.0% | 97.5% | 95.5% |

* Figures in italics indicate that the base number is less than 100.

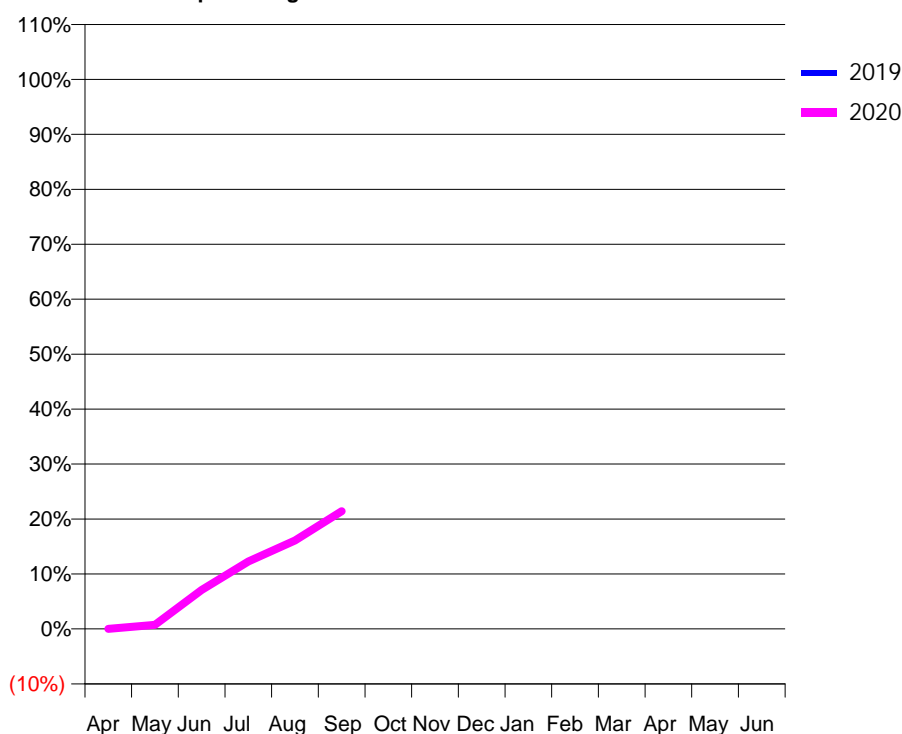
Q69 - Vital Signs Orthodontic At a Glance Contract Report for 101045/0000 - September 2019

| | | | |
|----------------------|-------------------------|---------------------------------------------|-------------|
| Name or company name | Aspire Orthodontics Ltd | 19/20 Contracted general activity (UDA) | 0 |
| Contract type name | PDS Contract | Carry forward general activity (UDA) | 0 |
| Purpose of contract | Orthodontic | 19/20 Contracted orthodontic activity (UOA) | 5,690 |
| Contract start date | 01/04/2019 | Carry forward orthodontic activity (UOA) | 0 |
| Contract end date | 31/03/2026 | Baseline contract value | £516,992.84 |

| ACCESS | Contract | England and Wales |
|----------------------------------------------|----------|-------------------|
| 24 month ratio of assessments to patient IDs | 1.03 | 1.07 |

| ACTIVITY | Contract |
|-------------------------------------------------------------------------------------------|----------|
| Contract assess and fit appliances (case starts) as a percentage of Area Team case starts | 0.8 % |

Cumulative percentage of contracted UOA delivered 2019 & 2020



| Month | Adjusted Scheduled Activity (UOA) | | |
|-----------|-----------------------------------|------|-------|
| | 2018 | 2019 | 2020 |
| April | 0 | 0 | 0 |
| May | 0 | 0 | 42 |
| June | 0 | 0 | 404 |
| July | 0 | 0 | 699 |
| August | 0 | 0 | 916 |
| September | 0 | 0 | 1,218 |
| October | 0 | 0 | |
| November | 0 | 0 | |
| December | 0 | 0 | |
| January | 0 | 0 | |
| February | 0 | 0 | |
| March | 0 | 0 | |
| April | 0 | 0 | |
| May | 0 | 0 | |
| June | 0 | 0 | |

QUANTITY METRICS (rolling 12 month period)

| | Contract Quantity | Contract Base Number | Contract * | Area Team | Region | England |
|----------------------------------------------------------------------------------|-------------------|----------------------|------------|-----------|--------|---------|
| % of all assessments that were assess and fit appliances (case starts) | 59 | 81 | 72.8% | 43.9% | 55.8% | 57.9% |
| % of all assessments that were assess and refuse | 22 | 81 | 27.2% | 12.5% | 12.8% | 12.4% |
| % of all assessments that were assess and review | 0 | 81 | 0.0% | 43.6% | 31.4% | 29.7% |
| % of case starts with a reported IOTN of 3 and Aesthetic Component of 5 or below | 0 | 59 | N/A | 0.1% | 0.1% | 0.1% |
| % of case starts with a reported IOTN of 3 and Aesthetic Component of 6 or above | 4 | 59 | 6.8% | 3.1% | 3.0% | 4.0% |
| % of case starts with a reported IOTN of 4 | 43 | 59 | 72.9% | 80.9% | 78.1% | 78.0% |
| % of case starts with a reported IOTN of 5 | 8 | 59 | 13.6% | 15.5% | 17.0% | 16.6% |
| % of concluded courses in receipt of dual-arch fixed appliances | 0 | 69 | N/A | 78.2% | 73.2% | 74.0% |
| % of concluded courses where treatment was abandoned or discontinued | 15 | 69 | 21.7% | 4.5% | 7.5% | 8.5% |
| % of patients satisfied with the treatment they have received | 0 | 0 | N/A | 100.0% | 97.5% | 95.5% |

* Figures in italics indicate that the base number is less than 100.

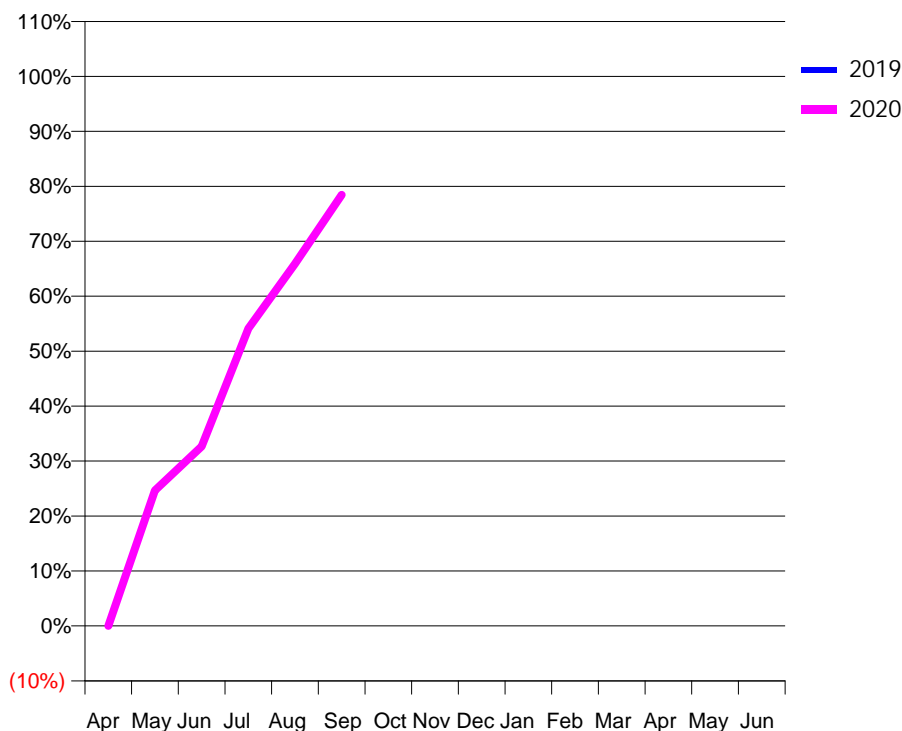
Q69 - Vital Signs Orthodontic At a Glance Contract Report for 101046/0000 - September 2019

| | | | |
|----------------------|-----------------------|---------------------------------------------|-------------|
| Name or company name | OASIS DENTAL CARE LTD | 19/20 Contracted general activity (UDA) | 0 |
| Contract type name | PDS Contract | Carry forward general activity (UDA) | 0 |
| Purpose of contract | Orthodontic | 19/20 Contracted orthodontic activity (UOA) | 6,249 |
| Contract start date | 01/04/2019 | Carry forward orthodontic activity (UOA) | 0 |
| Contract end date | 31/03/2026 | Baseline contract value | £305,035.16 |

| ACCESS | Contract | England and Wales |
|----------------------------------------------|----------|-------------------|
| 24 month ratio of assessments to patient IDs | 1.02 | 1.07 |

| ACTIVITY | Contract |
|-------------------------------------------------------------------------------------------|----------|
| Contract assess and fit appliances (case starts) as a percentage of Area Team case starts | 3.1 % |

Cumulative percentage of contracted UOA delivered 2019 & 2020



| Month | Adjusted Scheduled Activity (UOA) | | |
|-----------|-----------------------------------|------|-------|
| | 2018 | 2019 | 2020 |
| April | 0 | 0 | 0 |
| May | 0 | 0 | 1,541 |
| June | 0 | 0 | 2,041 |
| July | 0 | 0 | 3,383 |
| August | 0 | 0 | 4,118 |
| September | 0 | 0 | 4,902 |
| October | 0 | 0 | |
| November | 0 | 0 | |
| December | 0 | 0 | |
| January | 0 | 0 | |
| February | 0 | 0 | |
| March | 0 | 0 | |
| April | 0 | 0 | |
| May | 0 | 0 | |
| June | 0 | 0 | |

QUANTITY METRICS (rolling 12 month period)

| | Contract Quantity | Contract Base Number | Contract * | Area Team | Region | England |
|----------------------------------------------------------------------------------|-------------------|----------------------|------------|-----------|--------|---------|
| % of all assessments that were assess and fit appliances (case starts) | 234 | 322 | 72.7% | 43.9% | 55.8% | 57.9% |
| % of all assessments that were assess and refuse | 11 | 322 | 3.4% | 12.5% | 12.8% | 12.4% |
| % of all assessments that were assess and review | 77 | 322 | 23.9% | 43.6% | 31.4% | 29.7% |
| % of case starts with a reported IOTN of 3 and Aesthetic Component of 5 or below | 0 | 234 | N/A | 0.1% | 0.1% | 0.1% |
| % of case starts with a reported IOTN of 3 and Aesthetic Component of 6 or above | 0 | 234 | N/A | 3.1% | 3.0% | 4.0% |
| % of case starts with a reported IOTN of 4 | 221 | 234 | 94.4% | 80.9% | 78.1% | 78.0% |
| % of case starts with a reported IOTN of 5 | 13 | 234 | 5.6% | 15.5% | 17.0% | 16.6 % |
| % of concluded courses in receipt of dual-arch fixed appliances | 0 | 16 | N/A | 78.2% | 73.2% | 74.0% |
| % of concluded courses where treatment was abandoned or discontinued | 0 | 16 | 0.0% | 4.5% | 7.5% | 8.5% |
| % of patients satisfied with the treatment they have received | 0 | 0 | N/A | 100.0% | 97.5% | 95.5% |

* Figures in italics indicate that the base number is less than 100.

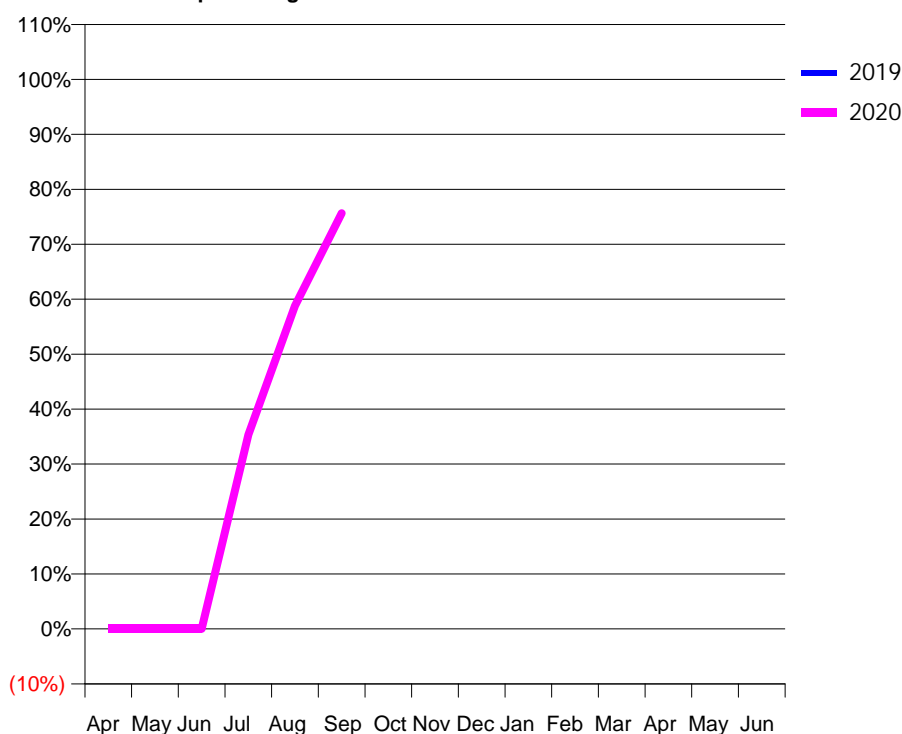
Q69 - Vital Signs Orthodontic At a Glance Contract Report for 101050/0000 - September 2019

| | | | |
|----------------------|-------------------------------|---------------------------------------------|-------------|
| Name or company name | Eastgate Orthodontics Limited | 19/20 Contracted general activity (UDA) | 0 |
| Contract type name | PDS Contract | Carry forward general activity (UDA) | 0 |
| Purpose of contract | Orthodontic | 19/20 Contracted orthodontic activity (UOA) | 8,104 |
| Contract start date | 01/04/2019 | Carry forward orthodontic activity (UOA) | 0 |
| Contract end date | 31/03/2026 | Baseline contract value | £403,649.43 |

| ACCESS | Contract | England and Wales |
|----------------------------------------------|----------|-------------------|
| 24 month ratio of assessments to patient IDs | 1.00 | 1.07 |

| ACTIVITY | Contract |
|-------------------------------------------------------------------------------------------|----------|
| Contract assess and fit appliances (case starts) as a percentage of Area Team case starts | 3.7 % |

Cumulative percentage of contracted UOA delivered 2019 & 2020



| Month | Adjusted Scheduled Activity (UOA) | | |
|-----------|-----------------------------------|------|-------|
| | 2018 | 2019 | 2020 |
| April | 0 | 0 | 0 |
| May | 0 | 0 | 0 |
| June | 0 | 0 | 0 |
| July | 0 | 0 | 2,865 |
| August | 0 | 0 | 4,764 |
| September | 0 | 0 | 6,130 |
| October | 0 | 0 | |
| November | 0 | 0 | |
| December | 0 | 0 | |
| January | 0 | 0 | |
| February | 0 | 0 | |
| March | 0 | 0 | |
| April | 0 | 0 | |
| May | 0 | 0 | |
| June | 0 | 0 | |

QUANTITY METRICS (rolling 12 month period)

| | Contract Quantity | Contract Base Number | Contract * | Area Team | Region | England |
|----------------------------------------------------------------------------------|-------------------|----------------------|------------|-----------|--------|---------|
| % of all assessments that were assess and fit appliances (case starts) | 278 | 568 | 48.9% | 43.9% | 55.8% | 57.9% |
| % of all assessments that were assess and refuse | 189 | 568 | 33.3% | 12.5% | 12.8% | 12.4% |
| % of all assessments that were assess and review | 101 | 568 | 17.8% | 43.6% | 31.4% | 29.7% |
| % of case starts with a reported IOTN of 3 and Aesthetic Component of 5 or below | 1 | 278 | 0.4% | 0.1% | 0.1% | 0.1% |
| % of case starts with a reported IOTN of 3 and Aesthetic Component of 6 or above | 16 | 278 | 5.8% | 3.1% | 3.0% | 4.0% |
| % of case starts with a reported IOTN of 4 | 228 | 278 | 82.0% | 80.9% | 78.1% | 78.0% |
| % of case starts with a reported IOTN of 5 | 32 | 278 | 11.5% | 15.5% | 17.0% | 16.6 % |
| % of concluded courses in receipt of dual-arch fixed appliances | 0 | 0 | <i>N/A</i> | 78.2% | 73.2% | 74.0% |
| % of concluded courses where treatment was abandoned or discontinued | 0 | 0 | <i>N/A</i> | 4.5% | 7.5% | 8.5% |
| % of patients satisfied with the treatment they have received | 0 | 0 | <i>N/A</i> | 100.0% | 97.5% | 95.5% |

* Figures in italics indicate that the base number is less than 100.

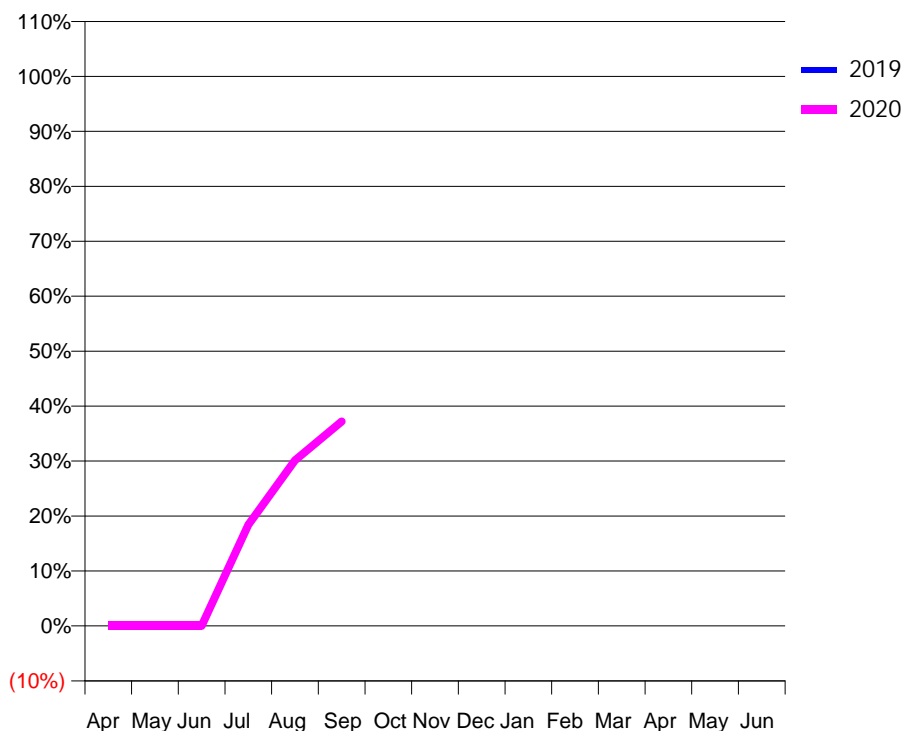
Q69 - Vital Signs Orthodontic At a Glance Contract Report for 101090/0000 - September 2019

| | | | |
|----------------------|----------------------------|---------------------------------------------|-------------|
| Name or company name | Portman Healthcare Limited | 19/20 Contracted general activity (UDA) | 0 |
| Contract type name | PDS Contract | Carry forward general activity (UDA) | 0 |
| Purpose of contract | Orthodontic | 19/20 Contracted orthodontic activity (UOA) | 5,945 |
| Contract start date | 01/04/2019 | Carry forward orthodontic activity (UOA) | 0 |
| Contract end date | 31/03/2026 | Baseline contract value | £285,686.02 |

| ACCESS | Contract | England and Wales |
|----------------------------------------------|----------|-------------------|
| 24 month ratio of assessments to patient IDs | 1.00 | 1.07 |

| ACTIVITY | Contract |
|-------------------------------------------------------------------------------------------|----------|
| Contract assess and fit appliances (case starts) as a percentage of Area Team case starts | 1.4 % |

Cumulative percentage of contracted UOA delivered 2019 & 2020



| Month | Adjusted Scheduled Activity (UOA) | | |
|-----------|-----------------------------------|------|-------|
| | 2018 | 2019 | 2020 |
| April | 0 | 0 | 0 |
| May | 0 | 0 | 0 |
| June | 0 | 0 | 0 |
| July | 0 | 0 | 1,095 |
| August | 0 | 0 | 1,791 |
| September | 0 | 0 | 2,213 |
| October | 0 | 0 | |
| November | 0 | 0 | |
| December | 0 | 0 | |
| January | 0 | 0 | |
| February | 0 | 0 | |
| March | 0 | 0 | |
| April | 0 | 0 | |
| May | 0 | 0 | |
| June | 0 | 0 | |

QUANTITY METRICS (rolling 12 month period)

| | Contract Quantity | Contract Base Number | Contract * | Area Team | Region | England |
|----------------------------------------------------------------------------------|-------------------|----------------------|------------|-----------|--------|---------|
| % of all assessments that were assess and fit appliances (case starts) | 105 | 113 | 92.9% | 43.9% | 55.8% | 57.9% |
| % of all assessments that were assess and refuse | 1 | 113 | 0.9% | 12.5% | 12.8% | 12.4% |
| % of all assessments that were assess and review | 7 | 113 | 6.2% | 43.6% | 31.4% | 29.7% |
| % of case starts with a reported IOTN of 3 and Aesthetic Component of 5 or below | 0 | 105 | N/A | 0.1% | 0.1% | 0.1% |
| % of case starts with a reported IOTN of 3 and Aesthetic Component of 6 or above | 5 | 105 | 4.8% | 3.1% | 3.0% | 4.0% |
| % of case starts with a reported IOTN of 4 | 79 | 105 | 75.2% | 80.9% | 78.1% | 78.0% |
| % of case starts with a reported IOTN of 5 | 21 | 105 | 20.0% | 15.5% | 17.0% | 16.6 % |
| % of concluded courses in receipt of dual-arch fixed appliances | 0 | 0 | N/A | 78.2% | 73.2% | 74.0% |
| % of concluded courses where treatment was abandoned or discontinued | 0 | 0 | N/A | 4.5% | 7.5% | 8.5% |
| % of patients satisfied with the treatment they have received | 0 | 0 | N/A | 100.0% | 97.5% | 95.5% |

* Figures in italics indicate that the base number is less than 100.

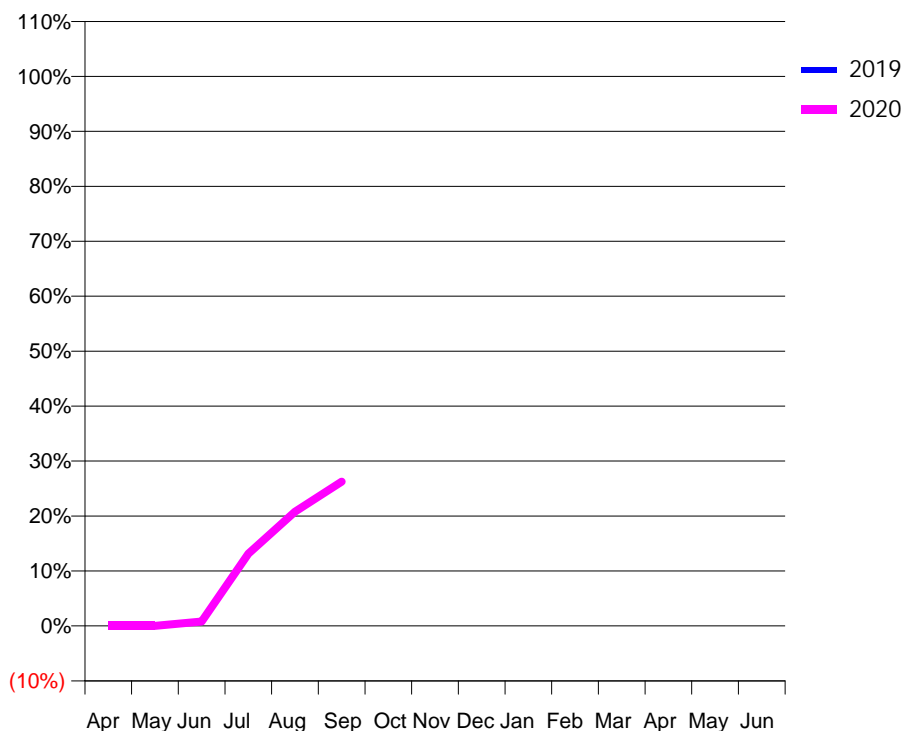
Q69 - Vital Signs Orthodontic At a Glance Contract Report for 101136/0000 - September 2019

| | | | |
|----------------------|--------------------|---------------------------------------------|-------------|
| Name or company name | Dentalcare Limited | 19/20 Contracted general activity (UDA) | 0 |
| Contract type name | PDS Contract | Carry forward general activity (UDA) | 0 |
| Purpose of contract | Orthodontic | 19/20 Contracted orthodontic activity (UOA) | 7,702 |
| Contract start date | 01/04/2019 | Carry forward orthodontic activity (UOA) | 0 |
| Contract end date | 31/03/2026 | Baseline contract value | £370,118.37 |

| ACCESS | Contract | England and Wales |
|----------------------------------------------|----------|-------------------|
| 24 month ratio of assessments to patient IDs | 1.00 | 1.07 |

| ACTIVITY | Contract |
|-------------------------------------------------------------------------------------------|----------|
| Contract assess and fit appliances (case starts) as a percentage of Area Team case starts | 1.2 % |

Cumulative percentage of contracted UOA delivered 2019 & 2020



| Month | Adjusted Scheduled Activity (UOA) | | |
|-----------|-----------------------------------|------|-------|
| | 2018 | 2019 | 2020 |
| April | 0 | 0 | 0 |
| May | 0 | 0 | 0 |
| June | 0 | 0 | 63 |
| July | 0 | 0 | 1,012 |
| August | 0 | 0 | 1,601 |
| September | 0 | 0 | 2,022 |
| October | 0 | 0 | |
| November | 0 | 0 | |
| December | 0 | 0 | |
| January | 0 | 0 | |
| February | 0 | 0 | |
| March | 0 | 0 | |
| April | 0 | 0 | |
| May | 0 | 0 | |
| June | 0 | 0 | |

QUANTITY METRICS (rolling 12 month period)

| | Contract Quantity | Contract Base Number | Contract * | Area Team | Region | England |
|----------------------------------------------------------------------------------|-------------------|----------------------|------------|-----------|--------|---------|
| % of all assessments that were assess and fit appliances (case starts) | 93 | 179 | 52.0% | 43.9% | 55.8% | 57.9% |
| % of all assessments that were assess and refuse | 12 | 179 | 6.7% | 12.5% | 12.8% | 12.4% |
| % of all assessments that were assess and review | 74 | 179 | 41.3% | 43.6% | 31.4% | 29.7% |
| % of case starts with a reported IOTN of 3 and Aesthetic Component of 5 or below | 0 | 93 | <i>N/A</i> | 0.1% | 0.1% | 0.1% |
| % of case starts with a reported IOTN of 3 and Aesthetic Component of 6 or above | 11 | 93 | 11.8% | 3.1% | 3.0% | 4.0% |
| % of case starts with a reported IOTN of 4 | 69 | 93 | 74.2% | 80.9% | 78.1% | 78.0% |
| % of case starts with a reported IOTN of 5 | 13 | 93 | 14.0% | 15.5% | 17.0% | 16.6 % |
| % of concluded courses in receipt of dual-arch fixed appliances | 0 | 0 | <i>N/A</i> | 78.2% | 73.2% | 74.0% |
| % of concluded courses where treatment was abandoned or discontinued | 0 | 0 | <i>N/A</i> | 4.5% | 7.5% | 8.5% |
| % of patients satisfied with the treatment they have received | 0 | 0 | <i>N/A</i> | 100.0% | 97.5% | 95.5% |

* Figures in italics indicate that the base number is less than 100.

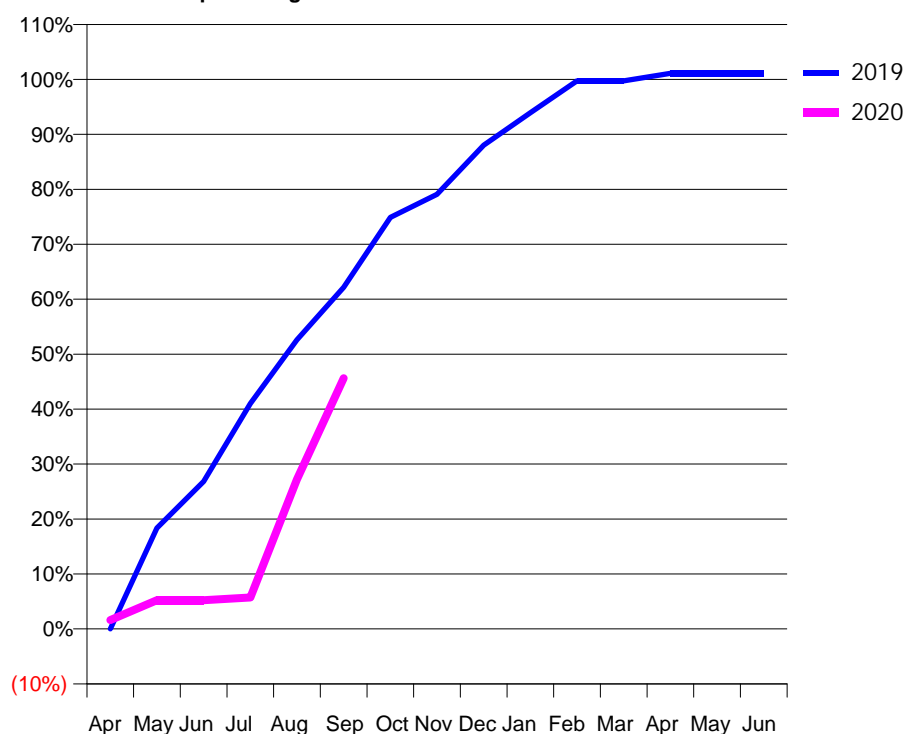
Q69 - Vital Signs Orthodontic At a Glance Contract Report for 105279/0001 - September 2019

| | | | |
|----------------------|--------------|---------------------------------------------|-------------|
| Name or company name | PCORTHO Ltd | 19/20 Contracted general activity (UDA) | 0 |
| Contract type name | PDS Contract | Carry forward general activity (UDA) | 0 |
| Purpose of contract | Orthodontic | 19/20 Contracted orthodontic activity (UOA) | 4,535 |
| Contract start date | 01/01/2010 | Carry forward orthodontic activity (UOA) | -73 |
| Contract end date | 30/11/2019 | Baseline contract value | £297,925.68 |

| ACCESS | Contract | England and Wales |
|----------------------------------------------|----------|-------------------|
| 24 month ratio of assessments to patient IDs | 1.08 | 1.07 |

| ACTIVITY | Contract |
|-------------------------------------------------------------------------------------------|----------|
| Contract assess and fit appliances (case starts) as a percentage of Area Team case starts | 2.8 % |

Cumulative percentage of contracted UOA delivered 2019 & 2020



| Month | Adjusted Scheduled Activity (UOA) | | |
|-----------|-----------------------------------|-------|-------|
| | 2018 | 2019 | 2020 |
| April | 193 | 0 | 73 |
| May | 1,223 | 1,249 | 237 |
| June | 1,789 | 1,826 | 237 |
| July | 2,533 | 2,791 | 259 |
| August | 2,898 | 3,579 | 1,234 |
| September | 3,799 | 4,228 | 2,068 |
| October | 4,802 | 5,093 | |
| November | 5,574 | 5,380 | |
| December | 5,910 | 5,989 | |
| January | 6,218 | 6,390 | |
| February | 6,660 | 6,785 | |
| March | 6,897 | 6,785 | |
| April | 6,897 | 6,876 | |
| May | 6,918 | 6,876 | |
| June | 6,918 | 6,876 | |

QUANTITY METRICS (rolling 12 month period)

| | Contract Quantity | Contract Base Number | Contract * | Area Team | Region | England |
|----------------------------------------------------------------------------------|-------------------|----------------------|------------|-----------|--------|---------|
| % of all assessments that were assess and fit appliances (case starts) | 208 | 598 | 34.8% | 43.9% | 55.8% | 57.9% |
| % of all assessments that were assess and refuse | 31 | 598 | 5.2% | 12.5% | 12.8% | 12.4% |
| % of all assessments that were assess and review | 359 | 598 | 60.0% | 43.6% | 31.4% | 29.7% |
| % of case starts with a reported IOTN of 3 and Aesthetic Component of 5 or below | 0 | 208 | N/A | 0.1% | 0.1% | 0.1% |
| % of case starts with a reported IOTN of 3 and Aesthetic Component of 6 or above | 0 | 208 | N/A | 3.1% | 3.0% | 4.0% |
| % of case starts with a reported IOTN of 4 | 183 | 208 | 88.0% | 80.9% | 78.1% | 78.0% |
| % of case starts with a reported IOTN of 5 | 25 | 208 | 12.0% | 15.5% | 17.0% | 16.6 % |
| % of concluded courses in receipt of dual-arch fixed appliances | 269 | 317 | 84.9% | 78.2% | 73.2% | 74.0% |
| % of concluded courses where treatment was abandoned or discontinued | 28 | 317 | 8.8% | 4.5% | 7.5% | 8.5% |
| % of patients satisfied with the treatment they have received | 1 | 1 | 100.0% | 100.0% | 97.5% | 95.5% |

* Figures in italics indicate that the base number is less than 100.

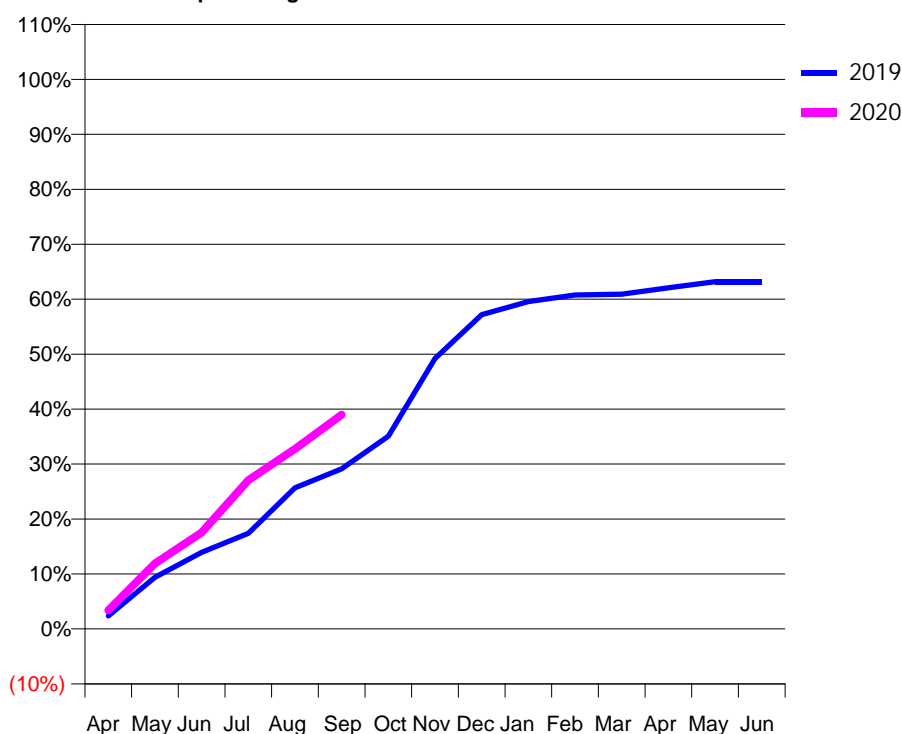
Q69 - Vital Signs Orthodontic At a Glance Contract Report for 154601/0013 - September 2019

| | | | |
|----------------------|-------------------------------------|---------------------------------------------|-------|
| Name or company name | Oxfordshire Priority Dental Service | 19/20 Contracted general activity (UDA) | 0 |
| Contract type name | PDS Contract | Carry forward general activity (UDA) | 0 |
| Purpose of contract | Orthodontic | 19/20 Contracted orthodontic activity (UOA) | 1,850 |
| Contract start date | 01/04/2006 | Carry forward orthodontic activity (UOA) | 0 |
| Contract end date | 31/03/2021 | Baseline contract value | £1.04 |

| ACCESS | Contract | England and Wales |
|----------------------------------------------|----------|-------------------|
| 24 month ratio of assessments to patient IDs | 1.02 | 1.07 |

| ACTIVITY | Contract |
|-------------------------------------------------------------------------------------------|----------|
| Contract assess and fit appliances (case starts) as a percentage of Area Team case starts | 0.9 % |

Cumulative percentage of contracted UOA delivered 2019 & 2020



| Month | Adjusted Scheduled Activity (UOA) | | |
|-----------|-----------------------------------|-------|------|
| | 2018 | 2019 | 2020 |
| April | 0 | 44 | 63 |
| May | 0 | 174 | 220 |
| June | 170 | 258 | 325 |
| July | 380 | 322 | 501 |
| August | 485 | 475 | 606 |
| September | 575 | 539 | 721 |
| October | 682 | 649 | - |
| November | 831 | 910 | - |
| December | 857 | 1,058 | - |
| January | 882 | 1,102 | - |
| February | 967 | 1,124 | - |
| March | 1,053 | 1,127 | - |
| April | 1,117 | 1,148 | - |
| May | 1,117 | 1,169 | - |
| June | 1,117 | 1,169 | - |

QUANTITY METRICS (rolling 12 month period)

| | Contract Quantity | Contract Base Number | Contract * | Area Team | Region | England |
|----------------------------------------------------------------------------------|-------------------|----------------------|------------|-----------|--------|---------|
| % of all assessments that were assess and fit appliances (case starts) | 66 | 99 | 66.7% | 43.9% | 55.8% | 57.9% |
| % of all assessments that were assess and refuse | 18 | 99 | 18.2% | 12.5% | 12.8% | 12.4% |
| % of all assessments that were assess and review | 15 | 99 | 15.2% | 43.6% | 31.4% | 29.7% |
| % of case starts with a reported IOTN of 3 and Aesthetic Component of 5 or below | 0 | 66 | N/A | 0.1% | 0.1% | 0.1% |
| % of case starts with a reported IOTN of 3 and Aesthetic Component of 6 or above | 1 | 66 | 1.5% | 3.1% | 3.0% | 4.0% |
| % of case starts with a reported IOTN of 4 | 21 | 66 | 31.8% | 80.9% | 78.1% | 78.0% |
| % of case starts with a reported IOTN of 5 | 44 | 66 | 66.7% | 15.5% | 17.0% | 16.6% |
| % of concluded courses in receipt of dual-arch fixed appliances | 30 | 39 | 76.9% | 78.2% | 73.2% | 74.0% |
| % of concluded courses where treatment was abandoned or discontinued | 2 | 39 | 5.1% | 4.5% | 7.5% | 8.5% |
| % of patients satisfied with the treatment they have received | 0 | 0 | N/A | 100.0% | 97.5% | 95.5% |

* Figures in italics indicate that the base number is less than 100.

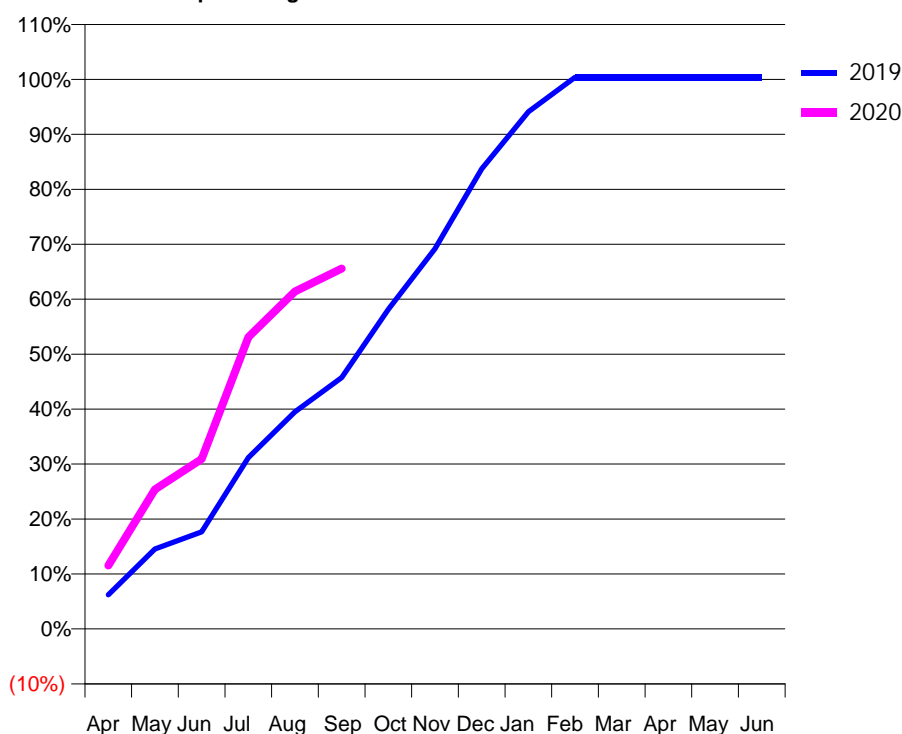
Q69 - Vital Signs Orthodontic At a Glance Contract Report for 180750/0001 - September 2019

| | | | |
|----------------------|-------------------------------|---------------------------------------------|------------|
| Name or company name | MR AL DAVEY AND MR N OROLLOGA | 19/20 Contracted general activity (UDA) | 0 |
| Contract type name | PDS Contract | Carry forward general activity (UDA) | 0 |
| Purpose of contract | Orthodontic | 19/20 Contracted orthodontic activity (UOA) | 1,516 |
| Contract start date | 01/01/2014 | Carry forward orthodontic activity (UOA) | -7 |
| Contract end date | 31/12/2019 | Baseline contract value | £99,569.49 |

| ACCESS | Contract | England and Wales |
|----------------------------------------------|----------|-------------------|
| 24 month ratio of assessments to patient IDs | 1.01 | 1.07 |

| ACTIVITY | Contract |
|-------------------------------------------------------------------------------------------|----------|
| Contract assess and fit appliances (case starts) as a percentage of Area Team case starts | 1.3 % |

Cumulative percentage of contracted UOA delivered 2019 & 2020



| Month | Adjusted Scheduled Activity (UOA) | | |
|-----------|-----------------------------------|-------|------|
| | 2018 | 2019 | 2020 |
| April | 105 | 126 | 175 |
| May | 252 | 294 | 385 |
| June | 378 | 357 | 469 |
| July | 546 | 630 | 805 |
| August | 798 | 798 | 931 |
| September | 903 | 924 | 994 |
| October | 1,134 | 1,176 | |
| November | 1,365 | 1,398 | |
| December | 1,449 | 1,692 | |
| January | 1,575 | 1,902 | |
| February | 1,785 | 2,028 | |
| March | 1,848 | 2,028 | |
| April | 2,025 | 2,028 | |
| May | 2,025 | 2,028 | |
| June | 2,025 | 2,028 | |

QUANTITY METRICS (rolling 12 month period)

| | Contract Quantity | Contract Base Number | Contract * | Area Team | Region | England |
|----------------------------------------------------------------------------------|-------------------|----------------------|------------|-----------|--------|---------|
| % of all assessments that were assess and fit appliances (case starts) | 99 | 111 | 89.2% | 43.9% | 55.8% | 57.9% |
| % of all assessments that were assess and refuse | 0 | 111 | 0.0% | 12.5% | 12.8% | 12.4% |
| % of all assessments that were assess and review | 12 | 111 | 10.8% | 43.6% | 31.4% | 29.7% |
| % of case starts with a reported IOTN of 3 and Aesthetic Component of 5 or below | 0 | 99 | <i>N/A</i> | 0.1% | 0.1% | 0.1% |
| % of case starts with a reported IOTN of 3 and Aesthetic Component of 6 or above | 0 | 99 | <i>N/A</i> | 3.1% | 3.0% | 4.0% |
| % of case starts with a reported IOTN of 4 | 85 | 99 | 85.9% | 80.9% | 78.1% | 78.0% |
| % of case starts with a reported IOTN of 5 | 14 | 99 | 14.1% | 15.5% | 17.0% | 16.6% |
| % of concluded courses in receipt of dual-arch fixed appliances | 109 | 110 | 99.1% | 78.2% | 73.2% | 74.0% |
| % of concluded courses where treatment was abandoned or discontinued | 1 | 110 | 0.9% | 4.5% | 7.5% | 8.5% |
| % of patients satisfied with the treatment they have received | 2 | 2 | 100.0% | 100.0% | 97.5% | 95.5% |

* Figures in italics indicate that the base number is less than 100.

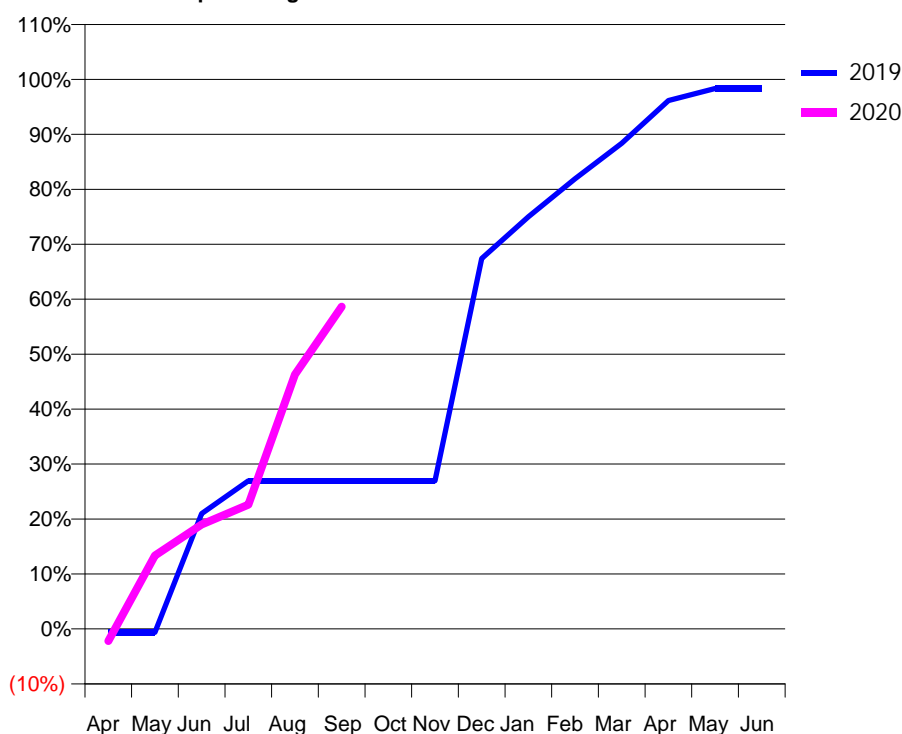
Q69 - Vital Signs Orthodontic At a Glance Contract Report for 195332/0001 - September 2019

| | | | |
|----------------------|-------------------------|---------------------------------------------|-------------|
| Name or company name | Oxford Orthodontics Ltd | 19/20 Contracted general activity (UDA) | 0 |
| Contract type name | PDS Contract | Carry forward general activity (UDA) | 0 |
| Purpose of contract | Orthodontic | 19/20 Contracted orthodontic activity (UOA) | 5,838 |
| Contract start date | 01/10/2015 | Carry forward orthodontic activity (UOA) | 129 |
| Contract end date | 31/12/2019 | Baseline contract value | £383,497.74 |

| ACCESS | Contract | England and Wales |
|----------------------------------------------|----------|-------------------|
| 24 month ratio of assessments to patient IDs | 1.03 | 1.07 |

| ACTIVITY | Contract |
|-------------------------------------------------------------------------------------------|----------|
| Contract assess and fit appliances (case starts) as a percentage of Area Team case starts | 5.4 % |

Cumulative percentage of contracted UOA delivered 2019 & 2020



| Month | Adjusted Scheduled Activity (UOA) | | |
|-----------|-----------------------------------|-------|-------|
| | 2018 | 2019 | 2020 |
| April | 80 | -50 | -129 |
| May | 1,154 | -50 | 780 |
| June | 1,154 | 1,633 | 1,110 |
| July | 1,154 | 2,098 | 1,319 |
| August | 3,210 | 2,098 | 2,703 |
| September | 3,210 | 2,098 | 3,424 |
| October | 4,753 | 2,098 | |
| November | 4,753 | 2,098 | |
| December | 4,753 | 5,247 | |
| January | 7,231 | 5,837 | |
| February | 7,521 | 6,376 | |
| March | 7,662 | 6,879 | |
| April | 7,662 | 7,485 | |
| May | 7,662 | 7,655 | |
| June | 7,734 | 7,655 | |

QUANTITY METRICS (rolling 12 month period)

| | Contract Quantity | Contract Base Number | Contract * | Area Team | Region | England |
|----------------------------------------------------------------------------------|-------------------|----------------------|------------|-----------|--------|---------|
| % of all assessments that were assess and fit appliances (case starts) | 406 | 1,178 | 34.5% | 43.9% | 55.8% | 57.9% |
| % of all assessments that were assess and refuse | 415 | 1,178 | 35.2% | 12.5% | 12.8% | 12.4% |
| % of all assessments that were assess and review | 357 | 1,178 | 30.3% | 43.6% | 31.4% | 29.7% |
| % of case starts with a reported IOTN of 3 and Aesthetic Component of 5 or below | 0 | 406 | N/A | 0.1% | 0.1% | 0.1% |
| % of case starts with a reported IOTN of 3 and Aesthetic Component of 6 or above | 5 | 406 | 1.2% | 3.1% | 3.0% | 4.0% |
| % of case starts with a reported IOTN of 4 | 324 | 406 | 79.8% | 80.9% | 78.1% | 78.0% |
| % of case starts with a reported IOTN of 5 | 73 | 406 | 18.0% | 15.5% | 17.0% | 16.6 % |
| % of concluded courses in receipt of dual-arch fixed appliances | 328 | 349 | 94.0% | 78.2% | 73.2% | 74.0% |
| % of concluded courses where treatment was abandoned or discontinued | 10 | 349 | 2.9% | 4.5% | 7.5% | 8.5% |
| % of patients satisfied with the treatment they have received | 0 | 0 | N/A | 100.0% | 97.5% | 95.5% |

* Figures in italics indicate that the base number is less than 100.

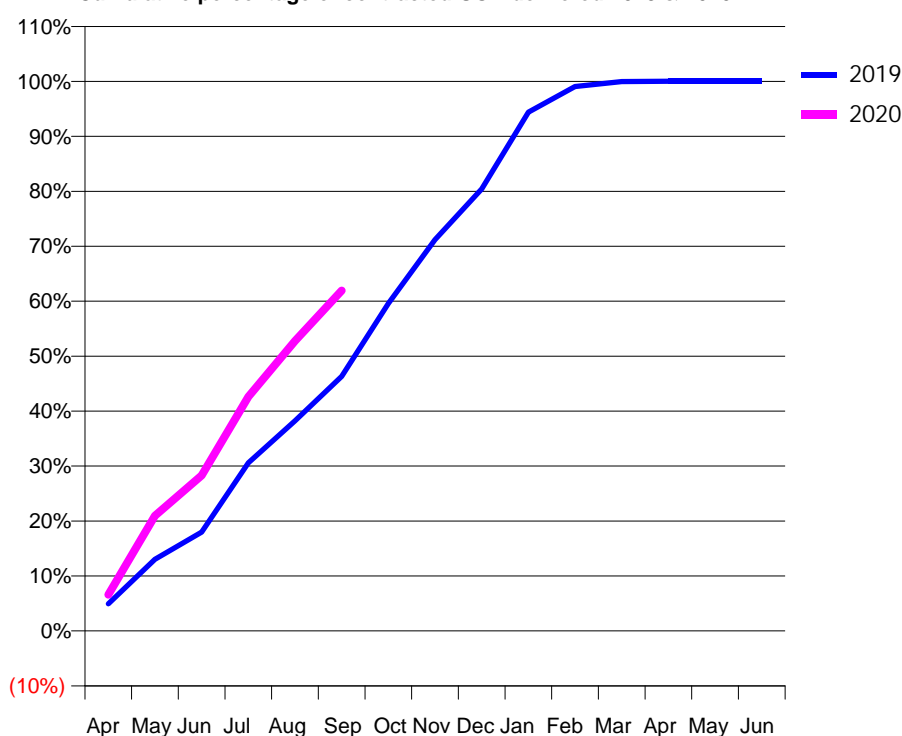
Q69 - Vital Signs Orthodontic At a Glance Contract Report for 274895/0002 - September 2019

| | | | |
|----------------------|--------------|---------------------------------------------|-------------|
| Name or company name | MR AL DAVEY | 19/20 Contracted general activity (UDA) | 0 |
| Contract type name | PDS Contract | Carry forward general activity (UDA) | 0 |
| Purpose of contract | Orthodontic | 19/20 Contracted orthodontic activity (UOA) | 3,503 |
| Contract start date | 01/04/2006 | Carry forward orthodontic activity (UOA) | -1 |
| Contract end date | 31/12/2019 | Baseline contract value | £230,078.94 |

| ACCESS | Contract | England and Wales |
|----------------------------------------------|----------|-------------------|
| 24 month ratio of assessments to patient IDs | 1.06 | 1.07 |

| ACTIVITY | Contract |
|-------------------------------------------------------------------------------------------|----------|
| Contract assess and fit appliances (case starts) as a percentage of Area Team case starts | 2.8 % |

Cumulative percentage of contracted UOA delivered 2019 & 2020



| Month | Adjusted Scheduled Activity (UOA) | | |
|-----------|-----------------------------------|-------|-------|
| | 2018 | 2019 | 2020 |
| April | 147 | 231 | 232 |
| May | 567 | 609 | 734 |
| June | 882 | 840 | 992 |
| July | 1,302 | 1,428 | 1,493 |
| August | 1,470 | 1,785 | 1,848 |
| September | 1,848 | 2,163 | 2,170 |
| October | 2,289 | 2,783 | |
| November | 2,919 | 3,325 | |
| December | 3,477 | 3,755 | |
| January | 3,865 | 4,409 | |
| February | 4,580 | 4,627 | |
| March | 4,689 | 4,669 | |
| April | 4,689 | 4,671 | |
| May | 4,689 | 4,671 | |
| June | 4,689 | 4,671 | |

QUANTITY METRICS (rolling 12 month period)

| | Contract Quantity | Contract Base Number | Contract * | Area Team | Region | England |
|----------------------------------------------------------------------------------|-------------------|----------------------|------------|-----------|--------|---------|
| % of all assessments that were assess and fit appliances (case starts) | 214 | 414 | 51.7% | 43.9% | 55.8% | 57.9% |
| % of all assessments that were assess and refuse | 1 | 414 | 0.2% | 12.5% | 12.8% | 12.4% |
| % of all assessments that were assess and review | 199 | 414 | 48.1% | 43.6% | 31.4% | 29.7% |
| % of case starts with a reported IOTN of 3 and Aesthetic Component of 5 or below | 0 | 214 | N/A | 0.1% | 0.1% | 0.1% |
| % of case starts with a reported IOTN of 3 and Aesthetic Component of 6 or above | 0 | 214 | N/A | 3.1% | 3.0% | 4.0% |
| % of case starts with a reported IOTN of 4 | 174 | 214 | 81.3% | 80.9% | 78.1% | 78.0% |
| % of case starts with a reported IOTN of 5 | 40 | 214 | 18.7% | 15.5% | 17.0% | 16.6 % |
| % of concluded courses in receipt of dual-arch fixed appliances | 236 | 247 | 95.5% | 78.2% | 73.2% | 74.0% |
| % of concluded courses where treatment was abandoned or discontinued | 11 | 247 | 4.5% | 4.5% | 7.5% | 8.5% |
| % of patients satisfied with the treatment they have received | 1 | 1 | 100.0% | 100.0% | 97.5% | 95.5% |

* Figures in italics indicate that the base number is less than 100.

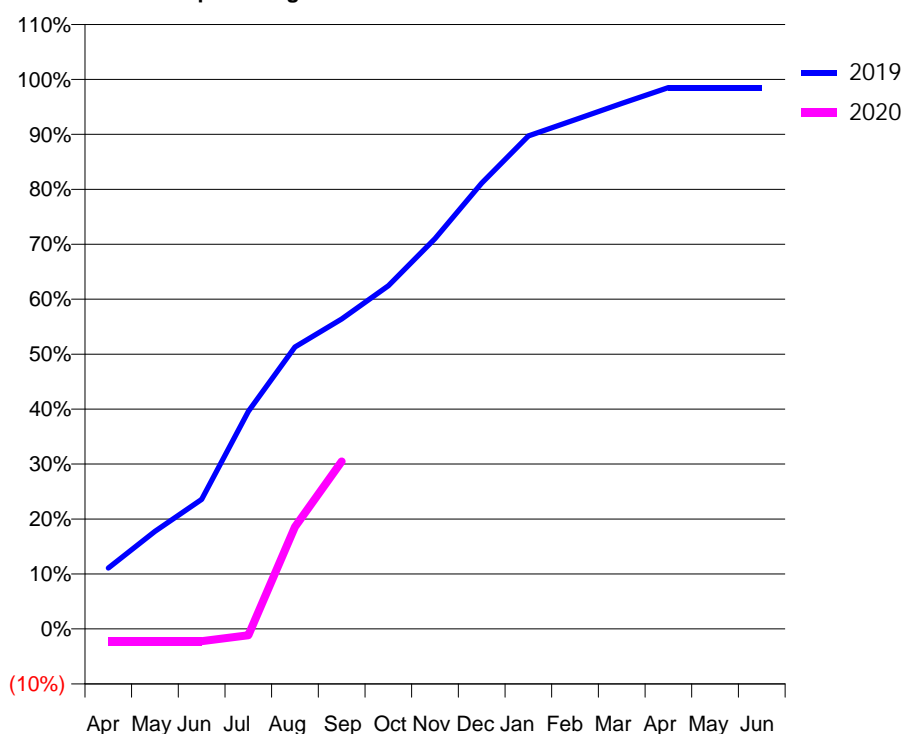
Q69 - Vital Signs Orthodontic At a Glance Contract Report for 351458/0002 - September 2019

| | | | |
|----------------------|--------------------------|---------------------------------------------|-------------|
| Name or company name | Temple Square Dental Ltd | 19/20 Contracted general activity (UDA) | 0 |
| Contract type name | PDS Contract | Carry forward general activity (UDA) | 0 |
| Purpose of contract | Orthodontic | 19/20 Contracted orthodontic activity (UOA) | 1,960 |
| Contract start date | 01/04/2006 | Carry forward orthodontic activity (UOA) | 44 |
| Contract end date | 30/11/2019 | Baseline contract value | £128,752.24 |

| ACCESS | Contract | England and Wales |
|----------------------------------------------|----------|-------------------|
| 24 month ratio of assessments to patient IDs | 1.04 | 1.07 |

| ACTIVITY | Contract |
|-------------------------------------------------------------------------------------------|----------|
| Contract assess and fit appliances (case starts) as a percentage of Area Team case starts | 1.2 % |

Cumulative percentage of contracted UOA delivered 2019 & 2020



| Month | Adjusted Scheduled Activity (UOA) | | |
|-----------|-----------------------------------|-------|------|
| | 2018 | 2019 | 2020 |
| April | 272 | 326 | -44 |
| May | 672 | 522 | -44 |
| June | 1,121 | 693 | -44 |
| July | 1,546 | 1,164 | -23 |
| August | 1,891 | 1,508 | 364 |
| September | 1,955 | 1,658 | 597 |
| October | 2,348 | 1,836 | |
| November | 2,604 | 2,088 | |
| December | 2,650 | 2,385 | |
| January | 2,759 | 2,637 | |
| February | 2,830 | 2,724 | |
| March | 2,895 | 2,811 | |
| April | 2,952 | 2,896 | |
| May | 2,952 | 2,896 | |
| June | 2,952 | 2,896 | |

QUANTITY METRICS (rolling 12 month period)

| | Contract Quantity | Contract Base Number | Contract * | Area Team | Region | England |
|----------------------------------------------------------------------------------|-------------------|----------------------|------------|-----------|--------|---------|
| % of all assessments that were assess and fit appliances (case starts) | 87 | 139 | 62.6% | 43.9% | 55.8% | 57.9% |
| % of all assessments that were assess and refuse | 13 | 139 | 9.4% | 12.5% | 12.8% | 12.4% |
| % of all assessments that were assess and review | 39 | 139 | 28.1% | 43.6% | 31.4% | 29.7% |
| % of case starts with a reported IOTN of 3 and Aesthetic Component of 5 or below | 0 | 87 | <i>N/A</i> | 0.1% | 0.1% | 0.1% |
| % of case starts with a reported IOTN of 3 and Aesthetic Component of 6 or above | 0 | 87 | <i>N/A</i> | 3.1% | 3.0% | 4.0% |
| % of case starts with a reported IOTN of 4 | 70 | 87 | 80.5% | 80.9% | 78.1% | 78.0% |
| % of case starts with a reported IOTN of 5 | 17 | 87 | 19.5% | 15.5% | 17.0% | 16.6 % |
| % of concluded courses in receipt of dual-arch fixed appliances | 73 | 83 | 88.0% | 78.2% | 73.2% | 74.0% |
| % of concluded courses where treatment was abandoned or discontinued | 6 | 83 | 7.2% | 4.5% | 7.5% | 8.5% |
| % of patients satisfied with the treatment they have received | 0 | 0 | <i>N/A</i> | 100.0% | 97.5% | 95.5% |

* Figures in italics indicate that the base number is less than 100.

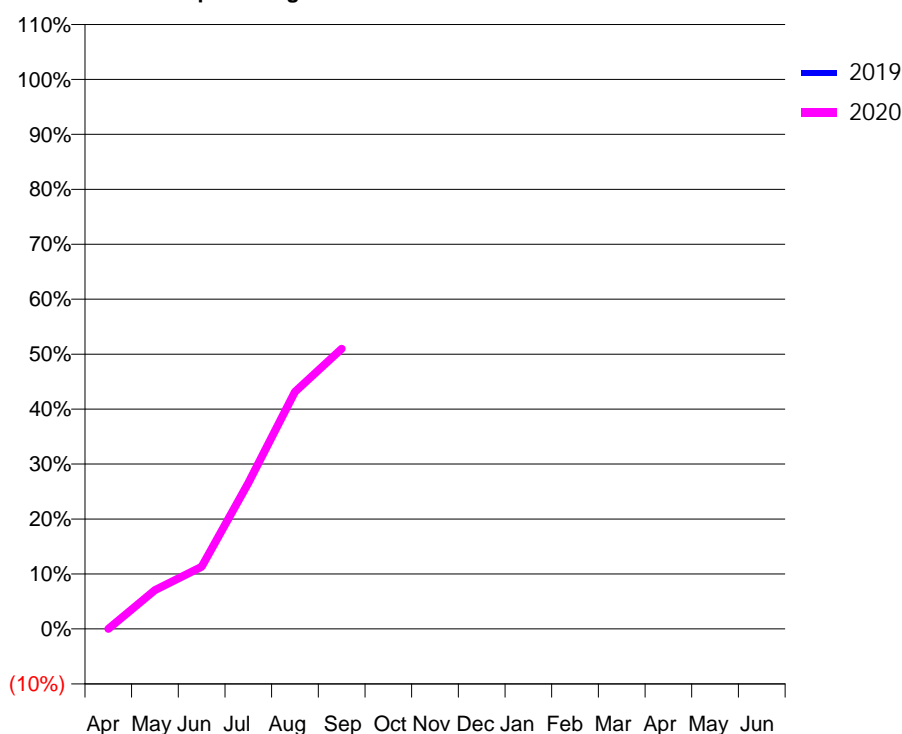
Q70 - Vital Signs Orthodontic At a Glance Contract Report for 100967/0000 - September 2019

| | | | |
|----------------------|--------------------------------|---------------------------------------------|-------------|
| Name or company name | Orthodontics by Eva Winchester | 19/20 Contracted general activity (UDA) | 0 |
| Contract type name | PDS Contract | Carry forward general activity (UDA) | 0 |
| Purpose of contract | Orthodontic | 19/20 Contracted orthodontic activity (UOA) | 13,000 |
| Contract start date | 01/04/2019 | Carry forward orthodontic activity (UOA) | 0 |
| Contract end date | 31/03/2026 | Baseline contract value | £620,732.99 |

| ACCESS | Contract | England and Wales |
|----------------------------------------------|----------|-------------------|
| 24 month ratio of assessments to patient IDs | 1.00 | 1.07 |

| ACTIVITY | Contract |
|-------------------------------------------------------------------------------------------|----------|
| Contract assess and fit appliances (case starts) as a percentage of Area Team case starts | 3.6 % |

Cumulative percentage of contracted UOA delivered 2019 & 2020



| Month | Adjusted Scheduled Activity (UOA) | | |
|-----------|-----------------------------------|------|-------|
| | 2018 | 2019 | 2020 |
| April | 0 | 0 | 0 |
| May | 0 | 0 | 920 |
| June | 0 | 0 | 1,472 |
| July | 0 | 0 | 3,455 |
| August | 0 | 0 | 5,612 |
| September | 0 | 0 | 6,628 |
| October | 0 | 0 | |
| November | 0 | 0 | |
| December | 0 | 0 | |
| January | 0 | 0 | |
| February | 0 | 0 | |
| March | 0 | 0 | |
| April | 0 | 0 | |
| May | 0 | 0 | |
| June | 0 | 0 | |

QUANTITY METRICS (rolling 12 month period)

| | Contract Quantity | Contract Base Number | Contract * | Area Team | Region | England |
|----------------------------------------------------------------------------------|-------------------|----------------------|------------|-----------|--------|---------|
| % of all assessments that were assess and fit appliances (case starts) | 308 | 560 | 55.0% | 53.8% | 55.8% | 57.9% |
| % of all assessments that were assess and refuse | 146 | 560 | 26.1% | 17.4% | 12.8% | 12.4% |
| % of all assessments that were assess and review | 106 | 560 | 18.9% | 28.8% | 31.4% | 29.7% |
| % of case starts with a reported IOTN of 3 and Aesthetic Component of 5 or below | 0 | 308 | N/A | 0.4% | 0.1% | 0.1% |
| % of case starts with a reported IOTN of 3 and Aesthetic Component of 6 or above | 2 | 308 | 0.6% | 3.4% | 3.0% | 4.0% |
| % of case starts with a reported IOTN of 4 | 249 | 308 | 80.8% | 74.3% | 78.1% | 78.0% |
| % of case starts with a reported IOTN of 5 | 56 | 308 | 18.2% | 18.1% | 17.0% | 16.6 % |
| % of concluded courses in receipt of dual-arch fixed appliances | 152 | 175 | 86.9% | 75.6% | 73.2% | 74.0% |
| % of concluded courses where treatment was abandoned or discontinued | 17 | 175 | 9.7% | 7.1% | 7.5% | 8.5% |
| % of patients satisfied with the treatment they have received | 0 | 0 | N/A | 96.2% | 97.5% | 95.5% |

* Figures in italics indicate that the base number is less than 100.

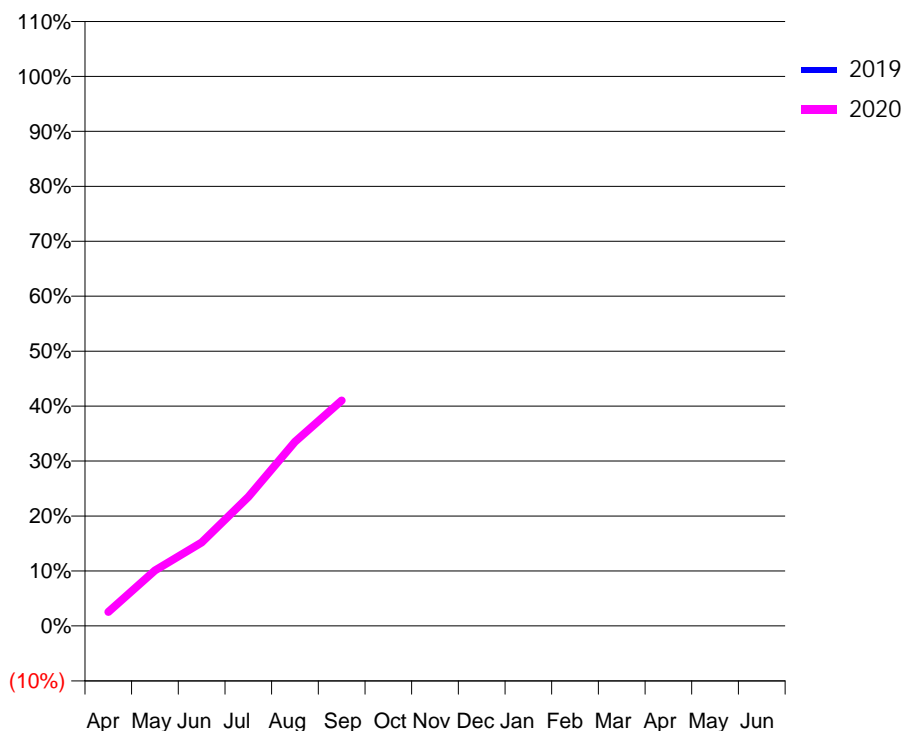
Q70 - Vital Signs Orthodontic At a Glance Contract Report for 101008/0000 - September 2019

| | | | |
|----------------------|----------------------|---------------------------------------------|-------------|
| Name or company name | ORTHODONTICA LIMITED | 19/20 Contracted general activity (UDA) | 0 |
| Contract type name | PDS Contract | Carry forward general activity (UDA) | 0 |
| Purpose of contract | Orthodontic | 19/20 Contracted orthodontic activity (UOA) | 7,000 |
| Contract start date | 01/04/2019 | Carry forward orthodontic activity (UOA) | 0 |
| Contract end date | 31/03/2026 | Baseline contract value | £334,240.84 |

| ACCESS | Contract | England and Wales |
|----------------------------------------------|----------|-------------------|
| 24 month ratio of assessments to patient IDs | 1.00 | 1.07 |

| ACTIVITY | Contract |
|-------------------------------------------------------------------------------------------|----------|
| Contract assess and fit appliances (case starts) as a percentage of Area Team case starts | 1.5 % |

Cumulative percentage of contracted UOA delivered 2019 & 2020



| Month | Adjusted Scheduled Activity (UOA) | | |
|-----------|-----------------------------------|------|-------|
| | 2018 | 2019 | 2020 |
| April | 0 | 0 | 180 |
| May | 0 | 0 | 706 |
| June | 0 | 0 | 1,062 |
| July | 0 | 0 | 1,645 |
| August | 0 | 0 | 2,345 |
| September | 0 | 0 | 2,871 |
| October | 0 | 0 | |
| November | 0 | 0 | |
| December | 0 | 0 | |
| January | 0 | 0 | |
| February | 0 | 0 | |
| March | 0 | 0 | |
| April | 0 | 0 | |
| May | 0 | 0 | |
| June | 0 | 0 | |

QUANTITY METRICS (rolling 12 month period)

| | Contract Quantity | Contract Base Number | Contract * | Area Team | Region | England |
|----------------------------------------------------------------------------------|-------------------|----------------------|------------|-----------|--------|---------|
| % of all assessments that were assess and fit appliances (case starts) | 128 | 414 | 30.9% | 53.8% | 55.8% | 57.9% |
| % of all assessments that were assess and refuse | 89 | 414 | 21.5% | 17.4% | 12.8% | 12.4% |
| % of all assessments that were assess and review | 197 | 414 | 47.6% | 28.8% | 31.4% | 29.7% |
| % of case starts with a reported IOTN of 3 and Aesthetic Component of 5 or below | 0 | 128 | N/A | 0.4% | 0.1% | 0.1% |
| % of case starts with a reported IOTN of 3 and Aesthetic Component of 6 or above | 5 | 128 | 3.9% | 3.4% | 3.0% | 4.0% |
| % of case starts with a reported IOTN of 4 | 96 | 128 | 75.0% | 74.3% | 78.1% | 78.0% |
| % of case starts with a reported IOTN of 5 | 27 | 128 | 21.1% | 18.1% | 17.0% | 16.6 % |
| % of concluded courses in receipt of dual-arch fixed appliances | 0 | 0 | N/A | 75.6% | 73.2% | 74.0% |
| % of concluded courses where treatment was abandoned or discontinued | 0 | 0 | N/A | 7.1% | 7.5% | 8.5% |
| % of patients satisfied with the treatment they have received | 0 | 0 | N/A | 96.2% | 97.5% | 95.5% |

* Figures in italics indicate that the base number is less than 100.

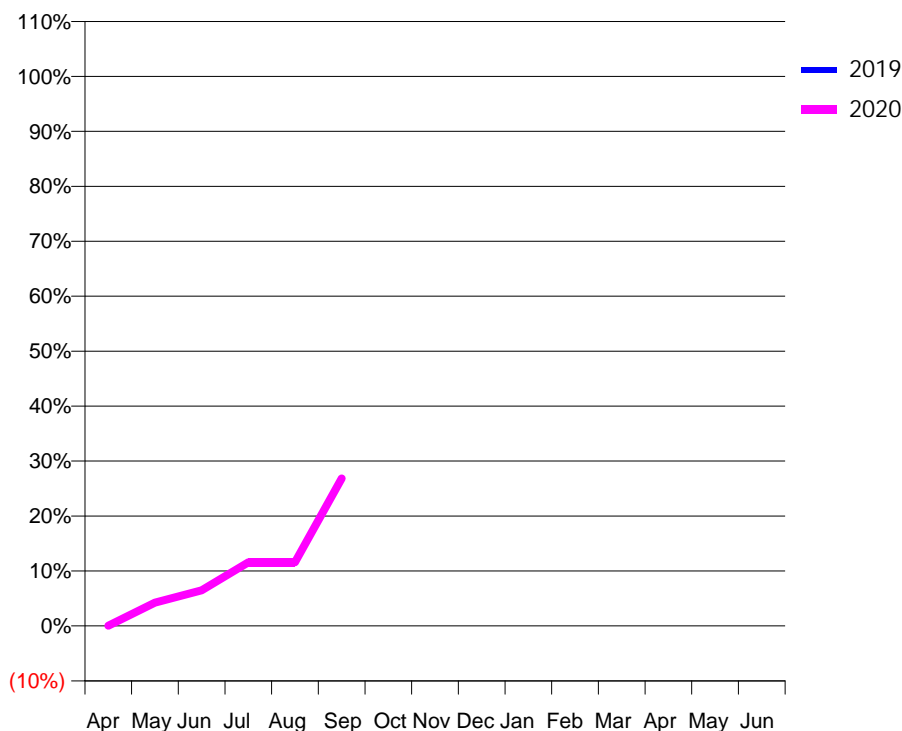
Q70 - Vital Signs Orthodontic At a Glance Contract Report for 101009/0000 - September 2019

| | | | |
|----------------------|--------------------------|---------------------------------------------|-------------|
| Name or company name | Optimum Orthodontics Ltd | 19/20 Contracted general activity (UDA) | 0 |
| Contract type name | PDS Contract | Carry forward general activity (UDA) | 0 |
| Purpose of contract | Orthodontic | 19/20 Contracted orthodontic activity (UOA) | 8,113 |
| Contract start date | 01/04/2019 | Carry forward orthodontic activity (UOA) | 0 |
| Contract end date | 31/03/2026 | Baseline contract value | £430,021.91 |

| ACCESS | Contract | England and Wales |
|----------------------------------------------|----------|-------------------|
| 24 month ratio of assessments to patient IDs | 1.00 | 1.07 |

| ACTIVITY | Contract |
|-------------------------------------------------------------------------------------------|----------|
| Contract assess and fit appliances (case starts) as a percentage of Area Team case starts | 1.1 % |

Cumulative percentage of contracted UOA delivered 2019 & 2020



| Month | Adjusted Scheduled Activity (UOA) | | |
|-----------|-----------------------------------|------|-------|
| | 2018 | 2019 | 2020 |
| April | 0 | 0 | 2 |
| May | 0 | 0 | 343 |
| June | 0 | 0 | 527 |
| July | 0 | 0 | 941 |
| August | 0 | 0 | 941 |
| September | 0 | 0 | 2,177 |
| October | 0 | 0 | |
| November | 0 | 0 | |
| December | 0 | 0 | |
| January | 0 | 0 | |
| February | 0 | 0 | |
| March | 0 | 0 | |
| April | 0 | 0 | |
| May | 0 | 0 | |
| June | 0 | 0 | |

QUANTITY METRICS (rolling 12 month period)

| | Contract Quantity | Contract Base Number | Contract * | Area Team | Region | England |
|----------------------------------------------------------------------------------|-------------------|----------------------|------------|-----------|--------|---------|
| % of all assessments that were assess and fit appliances (case starts) | 98 | 216 | 45.4% | 53.8% | 55.8% | 57.9% |
| % of all assessments that were assess and refuse | 32 | 216 | 14.8% | 17.4% | 12.8% | 12.4% |
| % of all assessments that were assess and review | 86 | 216 | 39.8% | 28.8% | 31.4% | 29.7% |
| % of case starts with a reported IOTN of 3 and Aesthetic Component of 5 or below | 0 | 98 | <i>N/A</i> | 0.4% | 0.1% | 0.1% |
| % of case starts with a reported IOTN of 3 and Aesthetic Component of 6 or above | 4 | 98 | 4.1% | 3.4% | 3.0% | 4.0% |
| % of case starts with a reported IOTN of 4 | 58 | 98 | 59.2% | 74.3% | 78.1% | 78.0% |
| % of case starts with a reported IOTN of 5 | 35 | 98 | 35.7% | 18.1% | 17.0% | 16.6 % |
| % of concluded courses in receipt of dual-arch fixed appliances | 98 | 110 | 89.1% | 75.6% | 73.2% | 74.0% |
| % of concluded courses where treatment was abandoned or discontinued | 1 | 110 | 0.9% | 7.1% | 7.5% | 8.5% |
| % of patients satisfied with the treatment they have received | 0 | 0 | <i>N/A</i> | 96.2% | 97.5% | 95.5% |

* Figures in italics indicate that the base number is less than 100.

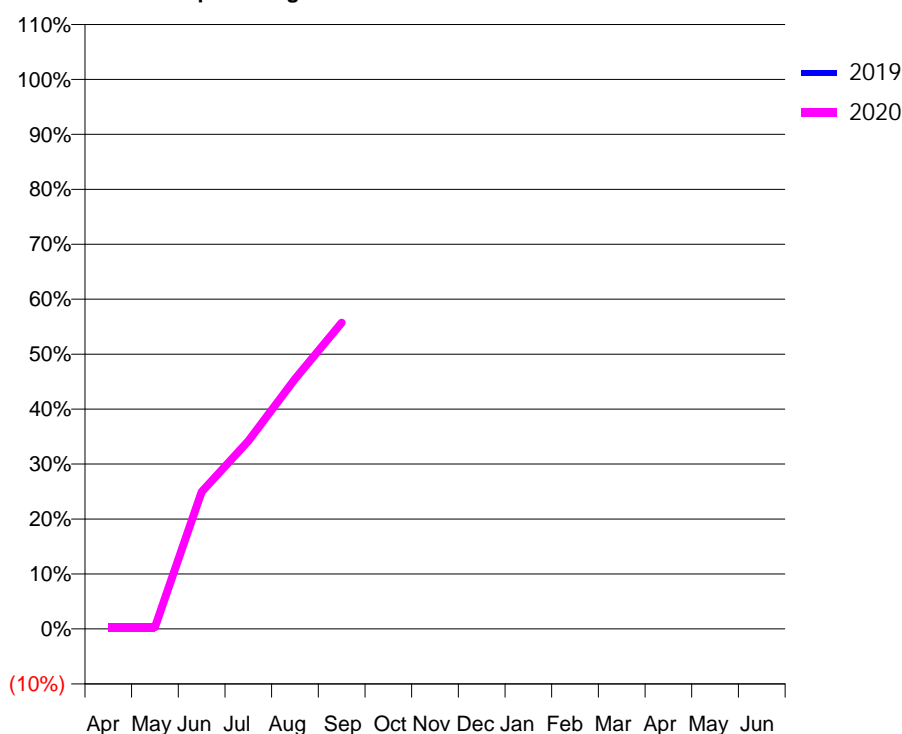
Q70 - Vital Signs Orthodontic At a Glance Contract Report for 101010/0000 - September 2019

| | | | |
|----------------------|--------------------------|---------------------------------------------|-------------|
| Name or company name | Optimum Orthodontics Ltd | 19/20 Contracted general activity (UDA) | 0 |
| Contract type name | PDS Contract | Carry forward general activity (UDA) | 0 |
| Purpose of contract | Orthodontic | 19/20 Contracted orthodontic activity (UOA) | 11,747 |
| Contract start date | 01/04/2019 | Carry forward orthodontic activity (UOA) | 0 |
| Contract end date | 31/03/2026 | Baseline contract value | £659,886.91 |

| ACCESS | Contract | England and Wales |
|----------------------------------------------|----------|-------------------|
| 24 month ratio of assessments to patient IDs | 1.00 | 1.07 |

| ACTIVITY | Contract |
|-------------------------------------------------------------------------------------------|----------|
| Contract assess and fit appliances (case starts) as a percentage of Area Team case starts | 3.5 % |

Cumulative percentage of contracted UOA delivered 2019 & 2020



| Month | Adjusted Scheduled Activity (UOA) | | |
|-----------|-----------------------------------|------|-------|
| | 2018 | 2019 | 2020 |
| April | 0 | 0 | 35 |
| May | 0 | 0 | 35 |
| June | 0 | 0 | 2,928 |
| July | 0 | 0 | 4,017 |
| August | 0 | 0 | 5,341 |
| September | 0 | 0 | 6,547 |
| October | 0 | 0 | |
| November | 0 | 0 | |
| December | 0 | 0 | |
| January | 0 | 0 | |
| February | 0 | 0 | |
| March | 0 | 0 | |
| April | 0 | 0 | |
| May | 0 | 0 | |
| June | 0 | 0 | |

QUANTITY METRICS (rolling 12 month period)

| | Contract Quantity | Contract Base Number | Contract * | Area Team | Region | England |
|----------------------------------------------------------------------------------|-------------------|----------------------|------------|-----------|--------|---------|
| % of all assessments that were assess and fit appliances (case starts) | 302 | 539 | 56.0% | 53.8% | 55.8% | 57.9% |
| % of all assessments that were assess and refuse | 78 | 539 | 14.5% | 17.4% | 12.8% | 12.4% |
| % of all assessments that were assess and review | 159 | 539 | 29.5% | 28.8% | 31.4% | 29.7% |
| % of case starts with a reported IOTN of 3 and Aesthetic Component of 5 or below | 0 | 302 | N/A | 0.4% | 0.1% | 0.1% |
| % of case starts with a reported IOTN of 3 and Aesthetic Component of 6 or above | 14 | 302 | 4.6% | 3.4% | 3.0% | 4.0% |
| % of case starts with a reported IOTN of 4 | 221 | 302 | 73.2% | 74.3% | 78.1% | 78.0% |
| % of case starts with a reported IOTN of 5 | 67 | 302 | 22.2% | 18.1% | 17.0% | 16.6 % |
| % of concluded courses in receipt of dual-arch fixed appliances | 167 | 195 | 85.6% | 75.6% | 73.2% | 74.0% |
| % of concluded courses where treatment was abandoned or discontinued | 10 | 195 | 5.1% | 7.1% | 7.5% | 8.5% |
| % of patients satisfied with the treatment they have received | 0 | 0 | N/A | 96.2% | 97.5% | 95.5% |

* Figures in italics indicate that the base number is less than 100.

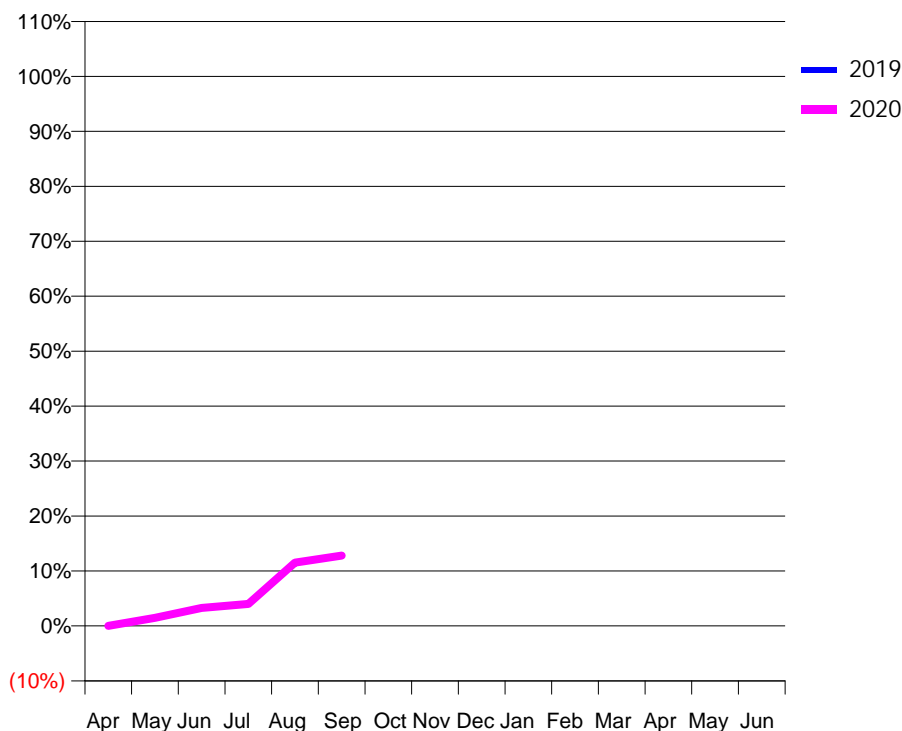
Q70 - Vital Signs Orthodontic At a Glance Contract Report for 101011/0000 - September 2019

| | | | |
|----------------------|--------------------------------|---------------------------------------------|-------------|
| Name or company name | Southampton Orthodontic Centre | 19/20 Contracted general activity (UDA) | 0 |
| Contract type name | PDS Contract | Carry forward general activity (UDA) | 0 |
| Purpose of contract | Orthodontic | 19/20 Contracted orthodontic activity (UOA) | 11,500 |
| Contract start date | 01/04/2019 | Carry forward orthodontic activity (UOA) | 0 |
| Contract end date | 31/03/2026 | Baseline contract value | £549,109.95 |

| ACCESS | Contract | England and Wales |
|----------------------------------------------|----------|-------------------|
| 24 month ratio of assessments to patient IDs | 1.00 | 1.07 |

| ACTIVITY | Contract |
|-------------------------------------------------------------------------------------------|----------|
| Contract assess and fit appliances (case starts) as a percentage of Area Team case starts | 0.8 % |

Cumulative percentage of contracted UOA delivered 2019 & 2020



| Month | Adjusted Scheduled Activity (UOA) | | |
|-----------|-----------------------------------|------|-------|
| | 2018 | 2019 | 2020 |
| April | 0 | 0 | 0 |
| May | 0 | 0 | 168 |
| June | 0 | 0 | 378 |
| July | 0 | 0 | 462 |
| August | 0 | 0 | 1,325 |
| September | 0 | 0 | 1,472 |
| October | 0 | 0 | |
| November | 0 | 0 | |
| December | 0 | 0 | |
| January | 0 | 0 | |
| February | 0 | 0 | |
| March | 0 | 0 | |
| April | 0 | 0 | |
| May | 0 | 0 | |
| June | 0 | 0 | |

QUANTITY METRICS (rolling 12 month period)

| | Contract Quantity | Contract Base Number | Contract * | Area Team | Region | England |
|----------------------------------------------------------------------------------|-------------------|----------------------|------------|-----------|--------|---------|
| % of all assessments that were assess and fit appliances (case starts) | 70 | 70 | 100.0% | 53.8% | 55.8% | 57.9% |
| % of all assessments that were assess and refuse | 0 | 70 | 0.0% | 17.4% | 12.8% | 12.4% |
| % of all assessments that were assess and review | 0 | 70 | 0.0% | 28.8% | 31.4% | 29.7% |
| % of case starts with a reported IOTN of 3 and Aesthetic Component of 5 or below | 0 | 70 | N/A | 0.4% | 0.1% | 0.1% |
| % of case starts with a reported IOTN of 3 and Aesthetic Component of 6 or above | 0 | 70 | N/A | 3.4% | 3.0% | 4.0% |
| % of case starts with a reported IOTN of 4 | 65 | 70 | 92.9% | 74.3% | 78.1% | 78.0% |
| % of case starts with a reported IOTN of 5 | 3 | 70 | 4.3% | 18.1% | 17.0% | 16.6 % |
| % of concluded courses in receipt of dual-arch fixed appliances | 0 | 0 | N/A | 75.6% | 73.2% | 74.0% |
| % of concluded courses where treatment was abandoned or discontinued | 0 | 0 | N/A | 7.1% | 7.5% | 8.5% |
| % of patients satisfied with the treatment they have received | 0 | 0 | N/A | 96.2% | 97.5% | 95.5% |

* Figures in italics indicate that the base number is less than 100.

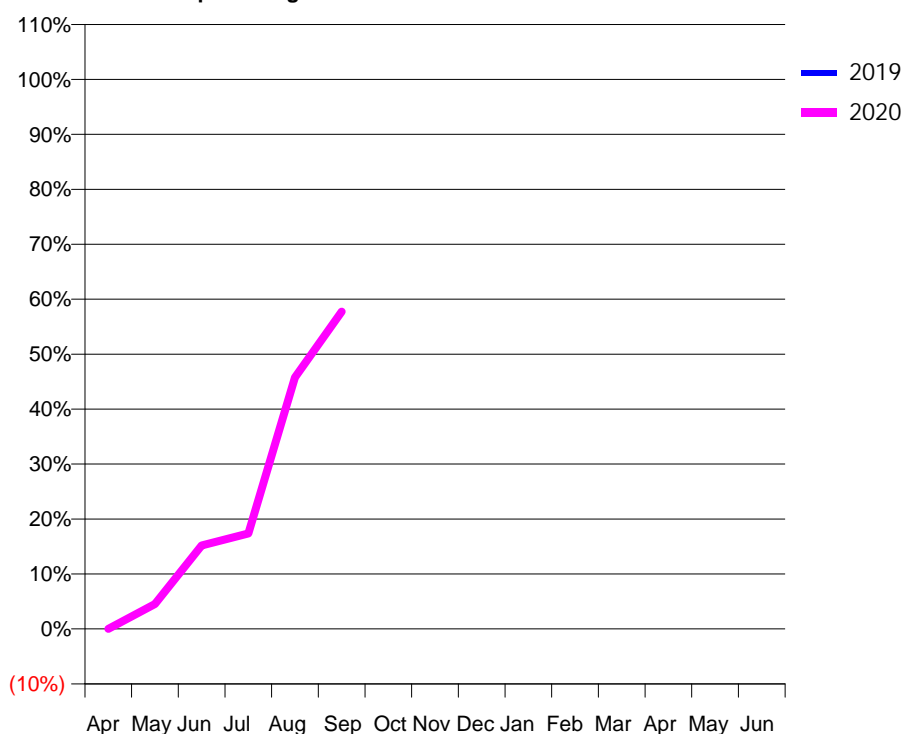
Q70 - Vital Signs Orthodontic At a Glance Contract Report for 101033/0000 - September 2019

| | | | |
|----------------------|--------------------------------|---------------------------------------------|-------------|
| Name or company name | Southampton Orthodontic Centre | 19/20 Contracted general activity (UDA) | 0 |
| Contract type name | PDS Contract | Carry forward general activity (UDA) | 0 |
| Purpose of contract | Orthodontic | 19/20 Contracted orthodontic activity (UOA) | 12,502 |
| Contract start date | 01/04/2019 | Carry forward orthodontic activity (UOA) | 0 |
| Contract end date | 31/03/2026 | Baseline contract value | £702,298.99 |

| ACCESS | Contract | England and Wales |
|----------------------------------------------|----------|-------------------|
| 24 month ratio of assessments to patient IDs | 1.00 | 1.07 |

| ACTIVITY | Contract |
|-------------------------------------------------------------------------------------------|----------|
| Contract assess and fit appliances (case starts) as a percentage of Area Team case starts | 4.1 % |

Cumulative percentage of contracted UOA delivered 2019 & 2020



| Month | Adjusted Scheduled Activity (UOA) | | |
|-----------|-----------------------------------|------|-------|
| | 2018 | 2019 | 2020 |
| April | 0 | 0 | 0 |
| May | 0 | 0 | 567 |
| June | 0 | 0 | 1,902 |
| July | 0 | 0 | 2,175 |
| August | 0 | 0 | 5,721 |
| September | 0 | 0 | 7,218 |
| October | 0 | 0 | |
| November | 0 | 0 | |
| December | 0 | 0 | |
| January | 0 | 0 | |
| February | 0 | 0 | |
| March | 0 | 0 | |
| April | 0 | 0 | |
| May | 0 | 0 | |
| June | 0 | 0 | |

QUANTITY METRICS (rolling 12 month period)

| | Contract Quantity | Contract Base Number | Contract * | Area Team | Region | England |
|----------------------------------------------------------------------------------|-------------------|----------------------|------------|-----------|--------|---------|
| % of all assessments that were assess and fit appliances (case starts) | 348 | 348 | 100.0% | 53.8% | 55.8% | 57.9% |
| % of all assessments that were assess and refuse | 0 | 348 | 0.0% | 17.4% | 12.8% | 12.4% |
| % of all assessments that were assess and review | 0 | 348 | 0.0% | 28.8% | 31.4% | 29.7% |
| % of case starts with a reported IOTN of 3 and Aesthetic Component of 5 or below | 0 | 348 | N/A | 0.4% | 0.1% | 0.1% |
| % of case starts with a reported IOTN of 3 and Aesthetic Component of 6 or above | 1 | 348 | 0.3% | 3.4% | 3.0% | 4.0% |
| % of case starts with a reported IOTN of 4 | 305 | 348 | 87.6% | 74.3% | 78.1% | 78.0% |
| % of case starts with a reported IOTN of 5 | 42 | 348 | 12.1% | 18.1% | 17.0% | 16.6 % |
| % of concluded courses in receipt of dual-arch fixed appliances | 20 | 34 | 58.8% | 75.6% | 73.2% | 74.0% |
| % of concluded courses where treatment was abandoned or discontinued | 11 | 34 | 32.4% | 7.1% | 7.5% | 8.5% |
| % of patients satisfied with the treatment they have received | 0 | 0 | N/A | 96.2% | 97.5% | 95.5% |

* Figures in italics indicate that the base number is less than 100.

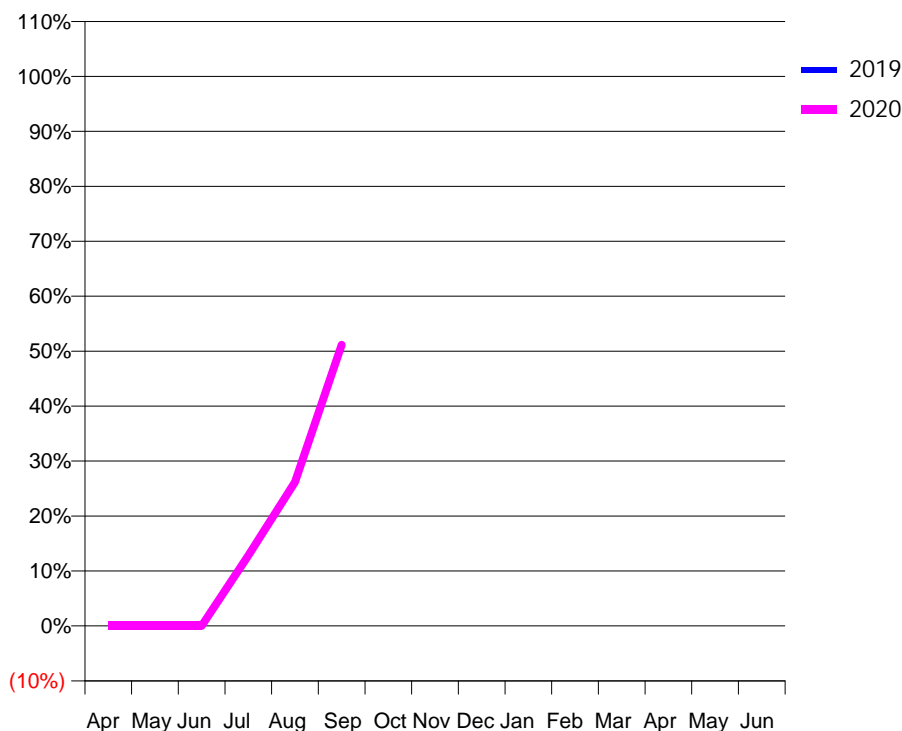
Q70 - Vital Signs Orthodontic At a Glance Contract Report for 101037/0000 - September 2019

| | | | |
|----------------------|--------------------------------|---------------------------------------------|-------------|
| Name or company name | Whitecross Dental Care Limited | 19/20 Contracted general activity (UDA) | 0 |
| Contract type name | PDS Contract | Carry forward general activity (UDA) | 0 |
| Purpose of contract | Orthodontic | 19/20 Contracted orthodontic activity (UOA) | 4,820 |
| Contract start date | 01/04/2019 | Carry forward orthodontic activity (UOA) | 0 |
| Contract end date | 31/03/2026 | Baseline contract value | £264,882.76 |

| ACCESS | Contract | England and Wales |
|----------------------------------------------|----------|-------------------|
| 24 month ratio of assessments to patient IDs | 1.00 | 1.07 |

| ACTIVITY | Contract |
|-------------------------------------------------------------------------------------------|----------|
| Contract assess and fit appliances (case starts) as a percentage of Area Team case starts | 1.4 % |

Cumulative percentage of contracted UOA delivered 2019 & 2020



| Month | Adjusted Scheduled Activity (UOA) | | |
|-----------|-----------------------------------|------|-------|
| | 2018 | 2019 | 2020 |
| April | 0 | 0 | 0 |
| May | 0 | 0 | 0 |
| June | 0 | 0 | 0 |
| July | 0 | 0 | 618 |
| August | 0 | 0 | 1,262 |
| September | 0 | 0 | 2,466 |
| October | 0 | 0 | |
| November | 0 | 0 | |
| December | 0 | 0 | |
| January | 0 | 0 | |
| February | 0 | 0 | |
| March | 0 | 0 | |
| April | 0 | 0 | |
| May | 0 | 0 | |
| June | 0 | 0 | |

QUANTITY METRICS (rolling 12 month period)

| | Contract Quantity | Contract Base Number | Contract * | Area Team | Region | England |
|----------------------------------------------------------------------------------|-------------------|----------------------|------------|-----------|--------|---------|
| % of all assessments that were assess and fit appliances (case starts) | 117 | 156 | 75.0% | 53.8% | 55.8% | 57.9% |
| % of all assessments that were assess and refuse | 18 | 156 | 11.5% | 17.4% | 12.8% | 12.4% |
| % of all assessments that were assess and review | 21 | 156 | 13.5% | 28.8% | 31.4% | 29.7% |
| % of case starts with a reported IOTN of 3 and Aesthetic Component of 5 or below | 2 | 117 | 1.7% | 0.4% | 0.1% | 0.1% |
| % of case starts with a reported IOTN of 3 and Aesthetic Component of 6 or above | 0 | 117 | N/A | 3.4% | 3.0% | 4.0% |
| % of case starts with a reported IOTN of 4 | 112 | 117 | 95.7% | 74.3% | 78.1% | 78.0% |
| % of case starts with a reported IOTN of 5 | 3 | 117 | 2.6% | 18.1% | 17.0% | 16.6 % |
| % of concluded courses in receipt of dual-arch fixed appliances | 0 | 0 | N/A | 75.6% | 73.2% | 74.0% |
| % of concluded courses where treatment was abandoned or discontinued | 0 | 0 | N/A | 7.1% | 7.5% | 8.5% |
| % of patients satisfied with the treatment they have received | 0 | 0 | N/A | 96.2% | 97.5% | 95.5% |

* Figures in italics indicate that the base number is less than 100.

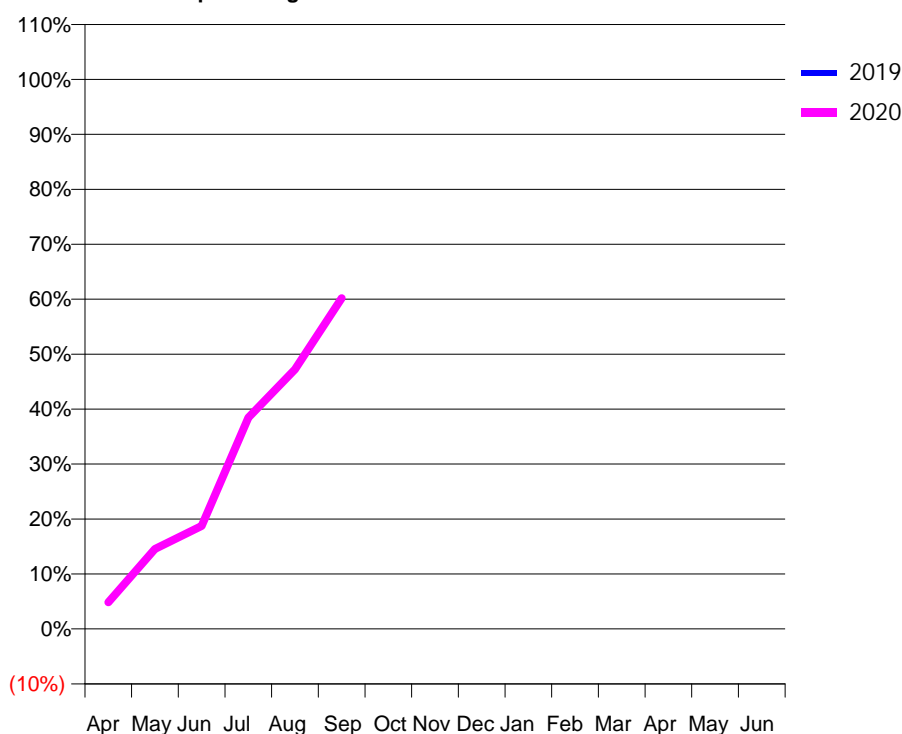
Q70 - Vital Signs Orthodontic At a Glance Contract Report for 101103/0000 - September 2019

| | | | |
|----------------------|------------------|---------------------------------------------|-------------|
| Name or company name | MS NM HENDRICKSE | 19/20 Contracted general activity (UDA) | 0 |
| Contract type name | PDS Contract | Carry forward general activity (UDA) | 0 |
| Purpose of contract | Orthodontic | 19/20 Contracted orthodontic activity (UOA) | 6,500 |
| Contract start date | 01/04/2019 | Carry forward orthodontic activity (UOA) | 0 |
| Contract end date | 31/03/2026 | Baseline contract value | £358,817.37 |

| ACCESS | Contract | England and Wales |
|----------------------------------------------|----------|-------------------|
| 24 month ratio of assessments to patient IDs | 1.00 | 1.07 |

| ACTIVITY | Contract |
|-------------------------------------------------------------------------------------------|----------|
| Contract assess and fit appliances (case starts) as a percentage of Area Team case starts | 2.1 % |

Cumulative percentage of contracted UOA delivered 2019 & 2020



| Month | Adjusted Scheduled Activity (UOA) | | |
|-----------|-----------------------------------|------|-------|
| | 2018 | 2019 | 2020 |
| April | 0 | 0 | 315 |
| May | 0 | 0 | 945 |
| June | 0 | 0 | 1,218 |
| July | 0 | 0 | 2,499 |
| August | 0 | 0 | 3,070 |
| September | 0 | 0 | 3,912 |
| October | 0 | 0 | |
| November | 0 | 0 | |
| December | 0 | 0 | |
| January | 0 | 0 | |
| February | 0 | 0 | |
| March | 0 | 0 | |
| April | 0 | 0 | |
| May | 0 | 0 | |
| June | 0 | 0 | |

QUANTITY METRICS (rolling 12 month period)

| | Contract Quantity | Contract Base Number | Contract * | Area Team | Region | England |
|----------------------------------------------------------------------------------|-------------------|----------------------|------------|-----------|--------|---------|
| % of all assessments that were assess and fit appliances (case starts) | 181 | 307 | 59.0% | 53.8% | 55.8% | 57.9% |
| % of all assessments that were assess and refuse | 63 | 307 | 20.5% | 17.4% | 12.8% | 12.4% |
| % of all assessments that were assess and review | 63 | 307 | 20.5% | 28.8% | 31.4% | 29.7% |
| % of case starts with a reported IOTN of 3 and Aesthetic Component of 5 or below | 0 | 181 | N/A | 0.4% | 0.1% | 0.1% |
| % of case starts with a reported IOTN of 3 and Aesthetic Component of 6 or above | 4 | 181 | 2.2% | 3.4% | 3.0% | 4.0% |
| % of case starts with a reported IOTN of 4 | 106 | 181 | 58.6% | 74.3% | 78.1% | 78.0% |
| % of case starts with a reported IOTN of 5 | 71 | 181 | 39.2% | 18.1% | 17.0% | 16.6 % |
| % of concluded courses in receipt of dual-arch fixed appliances | 147 | 177 | 83.1% | 75.6% | 73.2% | 74.0% |
| % of concluded courses where treatment was abandoned or discontinued | 9 | 177 | 5.1% | 7.1% | 7.5% | 8.5% |
| % of patients satisfied with the treatment they have received | 0 | 0 | N/A | 96.2% | 97.5% | 95.5% |

* Figures in italics indicate that the base number is less than 100.

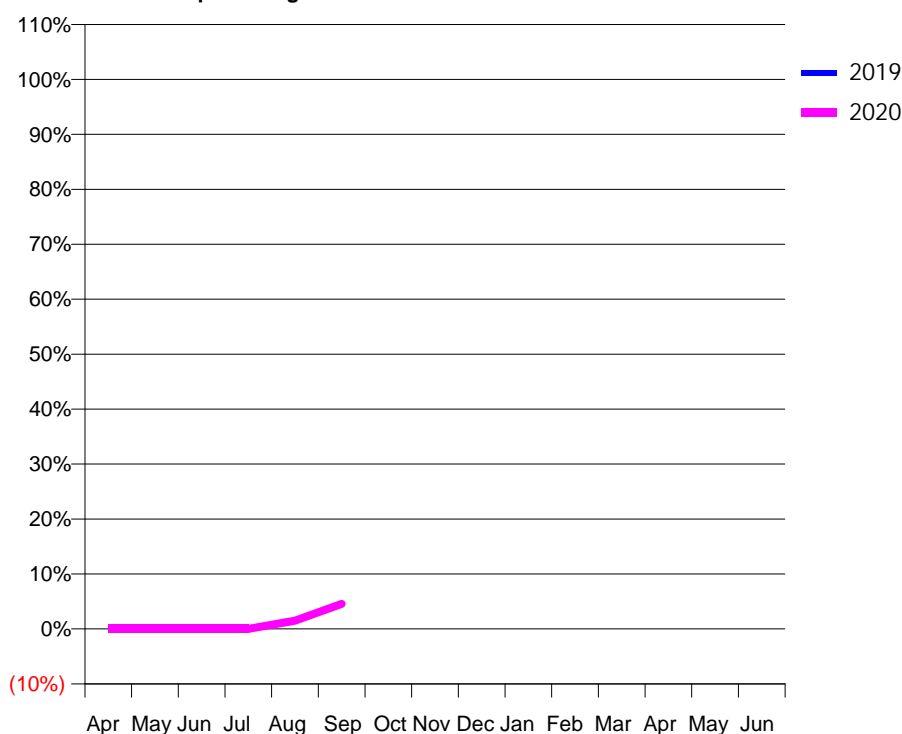
Q70 - Vital Signs Orthodontic At a Glance Contract Report for 101106/0000 - September 2019

| | | | |
|----------------------|----------------|---------------------------------------------|-------------|
| Name or company name | MRS KM ROWLAND | 19/20 Contracted general activity (UDA) | 0 |
| Contract type name | PDS Contract | Carry forward general activity (UDA) | 0 |
| Purpose of contract | Orthodontic | 19/20 Contracted orthodontic activity (UOA) | 7,000 |
| Contract start date | 01/04/2019 | Carry forward orthodontic activity (UOA) | 0 |
| Contract end date | 31/03/2026 | Baseline contract value | £334,240.83 |

| ACCESS | Contract | England and Wales |
|----------------------------------------------|----------|-------------------|
| 24 month ratio of assessments to patient IDs | 1.00 | 1.07 |

| ACTIVITY | Contract |
|-------------------------------------------------------------------------------------------|----------|
| Contract assess and fit appliances (case starts) as a percentage of Area Team case starts | 0.2 % |

Cumulative percentage of contracted UOA delivered 2019 & 2020



| Month | Adjusted Scheduled Activity (UOA) | | |
|-----------|-----------------------------------|------|------|
| | 2018 | 2019 | 2020 |
| April | 0 | 0 | 0 |
| May | 0 | 0 | 0 |
| June | 0 | 0 | 0 |
| July | 0 | 0 | 0 |
| August | 0 | 0 | 105 |
| September | 0 | 0 | 319 |
| October | 0 | 0 | |
| November | 0 | 0 | |
| December | 0 | 0 | |
| January | 0 | 0 | |
| February | 0 | 0 | |
| March | 0 | 0 | |
| April | 0 | 0 | |
| May | 0 | 0 | |
| June | 0 | 0 | |

QUANTITY METRICS (rolling 12 month period)

| | Contract Quantity | Contract Base Number | Contract * | Area Team | Region | England |
|----------------------------------------------------------------------------------|-------------------|----------------------|------------|-----------|--------|---------|
| % of all assessments that were assess and fit appliances (case starts) | 16 | 16 | 100.0% | 53.8% | 55.8% | 57.9% |
| % of all assessments that were assess and refuse | 0 | 16 | 0.0% | 17.4% | 12.8% | 12.4% |
| % of all assessments that were assess and review | 0 | 16 | 0.0% | 28.8% | 31.4% | 29.7% |
| % of case starts with a reported IOTN of 3 and Aesthetic Component of 5 or below | 0 | 16 | N/A | 0.4% | 0.1% | 0.1% |
| % of case starts with a reported IOTN of 3 and Aesthetic Component of 6 or above | 3 | 16 | 18.8% | 3.4% | 3.0% | 4.0% |
| % of case starts with a reported IOTN of 4 | 12 | 16 | 75.0% | 74.3% | 78.1% | 78.0% |
| % of case starts with a reported IOTN of 5 | 1 | 16 | 6.3% | 18.1% | 17.0% | 16.6 % |
| % of concluded courses in receipt of dual-arch fixed appliances | 1 | 2 | 50.0% | 75.6% | 73.2% | 74.0% |
| % of concluded courses where treatment was abandoned or discontinued | 0 | 2 | 0.0% | 7.1% | 7.5% | 8.5% |
| % of patients satisfied with the treatment they have received | 0 | 0 | N/A | 96.2% | 97.5% | 95.5% |

* Figures in italics indicate that the base number is less than 100.

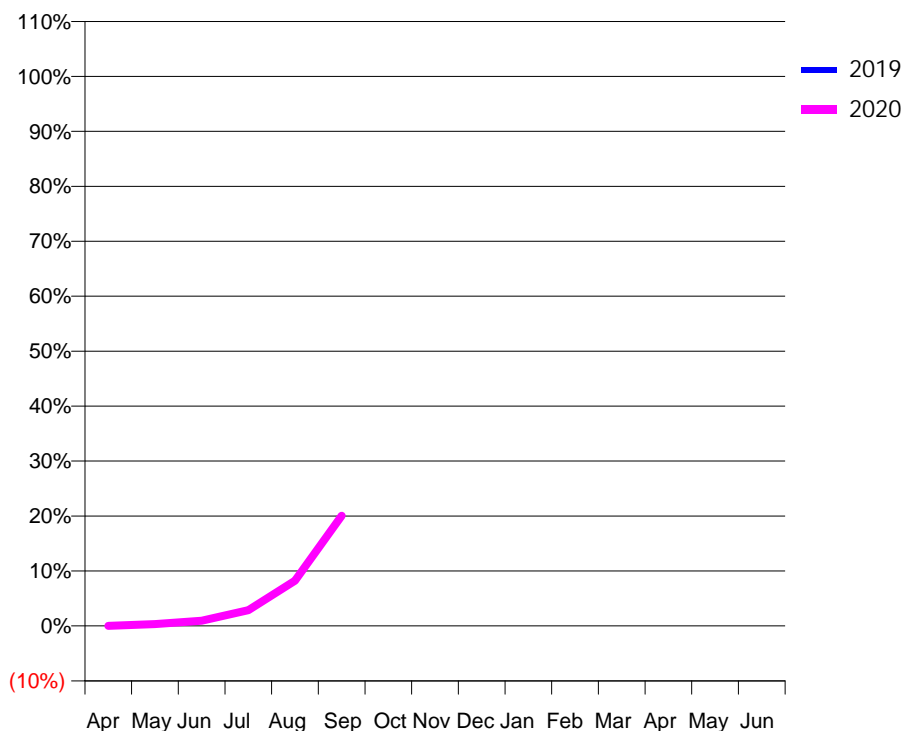
Q70 - Vital Signs Orthodontic At a Glance Contract Report for 101107/0000 - September 2019

| | | | |
|----------------------|----------------------------|---------------------------------------------|-------------|
| Name or company name | Portman Healthcare Limited | 19/20 Contracted general activity (UDA) | 0 |
| Contract type name | PDS Contract | Carry forward general activity (UDA) | 0 |
| Purpose of contract | Orthodontic | 19/20 Contracted orthodontic activity (UOA) | 6,500 |
| Contract start date | 01/04/2019 | Carry forward orthodontic activity (UOA) | 0 |
| Contract end date | 31/03/2026 | Baseline contract value | £310,366.49 |

| ACCESS | Contract | England and Wales |
|----------------------------------------------|----------|-------------------|
| 24 month ratio of assessments to patient IDs | 1.00 | 1.07 |

| ACTIVITY | Contract |
|-------------------------------------------------------------------------------------------|----------|
| Contract assess and fit appliances (case starts) as a percentage of Area Team case starts | 0.7 % |

Cumulative percentage of contracted UOA delivered 2019 & 2020



| Month | Adjusted Scheduled Activity (UOA) | | |
|-----------|-----------------------------------|------|-------|
| | 2018 | 2019 | 2020 |
| April | 0 | 0 | 0 |
| May | 0 | 0 | 21 |
| June | 0 | 0 | 63 |
| July | 0 | 0 | 187 |
| August | 0 | 0 | 535 |
| September | 0 | 0 | 1,304 |
| October | 0 | 0 | |
| November | 0 | 0 | |
| December | 0 | 0 | |
| January | 0 | 0 | |
| February | 0 | 0 | |
| March | 0 | 0 | |
| April | 0 | 0 | |
| May | 0 | 0 | |
| June | 0 | 0 | |

QUANTITY METRICS (rolling 12 month period)

| | Contract Quantity | Contract Base Number | Contract * | Area Team | Region | England |
|----------------------------------------------------------------------------------|-------------------|----------------------|------------|-----------|--------|---------|
| % of all assessments that were assess and fit appliances (case starts) | 60 | 104 | 57.7% | 53.8% | 55.8% | 57.9% |
| % of all assessments that were assess and refuse | 25 | 104 | 24.0% | 17.4% | 12.8% | 12.4% |
| % of all assessments that were assess and review | 19 | 104 | 18.3% | 28.8% | 31.4% | 29.7% |
| % of case starts with a reported IOTN of 3 and Aesthetic Component of 5 or below | 0 | 60 | <i>N/A</i> | 0.4% | 0.1% | 0.1% |
| % of case starts with a reported IOTN of 3 and Aesthetic Component of 6 or above | 6 | 60 | 10.0% | 3.4% | 3.0% | 4.0% |
| % of case starts with a reported IOTN of 4 | 44 | 60 | 73.3% | 74.3% | 78.1% | 78.0% |
| % of case starts with a reported IOTN of 5 | 10 | 60 | 16.7% | 18.1% | 17.0% | 16.6 % |
| % of concluded courses in receipt of dual-arch fixed appliances | 0 | 0 | <i>N/A</i> | 75.6% | 73.2% | 74.0% |
| % of concluded courses where treatment was abandoned or discontinued | 0 | 0 | <i>N/A</i> | 7.1% | 7.5% | 8.5% |
| % of patients satisfied with the treatment they have received | 0 | 0 | <i>N/A</i> | 96.2% | 97.5% | 95.5% |

* Figures in italics indicate that the base number is less than 100.

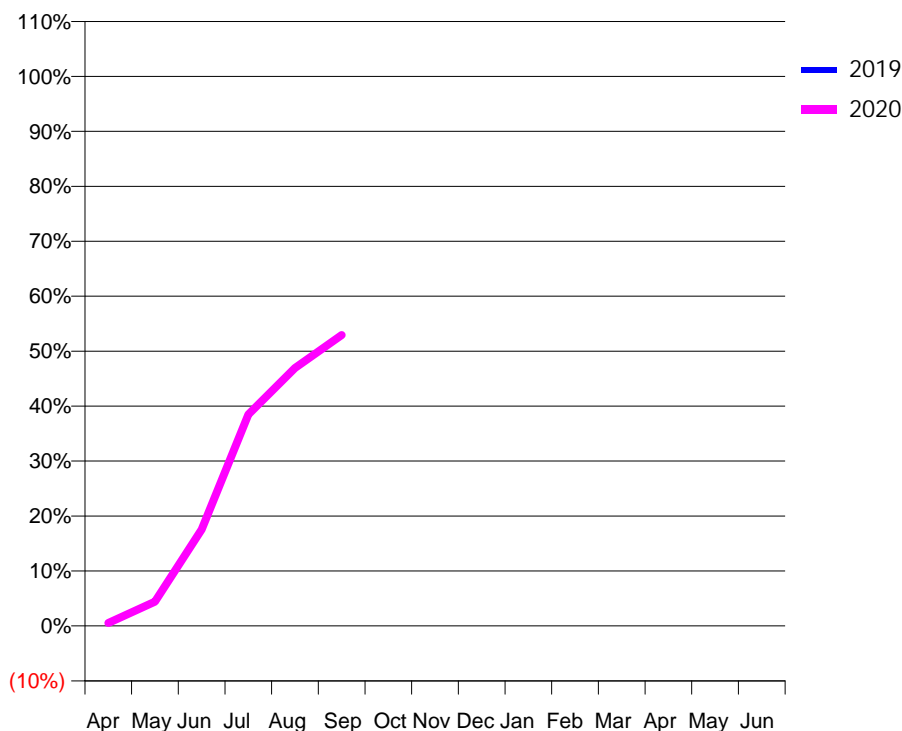
Q70 - Vital Signs Orthodontic At a Glance Contract Report for 101111/0000 - September 2019

| | | | |
|----------------------|--------------|---------------------------------------------|-------------|
| Name or company name | Mrs P Wilson | 19/20 Contracted general activity (UDA) | 0 |
| Contract type name | PDS Contract | Carry forward general activity (UDA) | 0 |
| Purpose of contract | Orthodontic | 19/20 Contracted orthodontic activity (UOA) | 13,000 |
| Contract start date | 01/04/2019 | Carry forward orthodontic activity (UOA) | 0 |
| Contract end date | 31/03/2026 | Baseline contract value | £710,969.59 |

| ACCESS | Contract | England and Wales |
|----------------------------------------------|----------|-------------------|
| 24 month ratio of assessments to patient IDs | 1.02 | 1.07 |

| ACTIVITY | Contract |
|-------------------------------------------------------------------------------------------|----------|
| Contract assess and fit appliances (case starts) as a percentage of Area Team case starts | 3.7 % |

Cumulative percentage of contracted UOA delivered 2019 & 2020



| Month | Adjusted Scheduled Activity (UOA) | | |
|-----------|-----------------------------------|------|-------|
| | 2018 | 2019 | 2020 |
| April | 0 | 0 | 71 |
| May | 0 | 0 | 575 |
| June | 0 | 0 | 2,283 |
| July | 0 | 0 | 5,004 |
| August | 0 | 0 | 6,100 |
| September | 0 | 0 | 6,882 |
| October | 0 | 0 | |
| November | 0 | 0 | |
| December | 0 | 0 | |
| January | 0 | 0 | |
| February | 0 | 0 | |
| March | 0 | 0 | |
| April | 0 | 0 | |
| May | 0 | 0 | |
| June | 0 | 0 | |

QUANTITY METRICS (rolling 12 month period)

| | Contract Quantity | Contract Base Number | Contract * | Area Team | Region | England |
|----------------------------------------------------------------------------------|-------------------|----------------------|------------|-----------|--------|---------|
| % of all assessments that were assess and fit appliances (case starts) | 318 | 644 | 49.4% | 53.8% | 55.8% | 57.9% |
| % of all assessments that were assess and refuse | 149 | 644 | 23.1% | 17.4% | 12.8% | 12.4% |
| % of all assessments that were assess and review | 177 | 644 | 27.5% | 28.8% | 31.4% | 29.7% |
| % of case starts with a reported IOTN of 3 and Aesthetic Component of 5 or below | 0 | 318 | N/A | 0.4% | 0.1% | 0.1% |
| % of case starts with a reported IOTN of 3 and Aesthetic Component of 6 or above | 9 | 318 | 2.8% | 3.4% | 3.0% | 4.0% |
| % of case starts with a reported IOTN of 4 | 237 | 318 | 74.5% | 74.3% | 78.1% | 78.0% |
| % of case starts with a reported IOTN of 5 | 72 | 318 | 22.6% | 18.1% | 17.0% | 16.6 % |
| % of concluded courses in receipt of dual-arch fixed appliances | 176 | 209 | 84.2% | 75.6% | 73.2% | 74.0% |
| % of concluded courses where treatment was abandoned or discontinued | 25 | 209 | 12.0% | 7.1% | 7.5% | 8.5% |
| % of patients satisfied with the treatment they have received | 0 | 0 | N/A | 96.2% | 97.5% | 95.5% |

* Figures in italics indicate that the base number is less than 100.

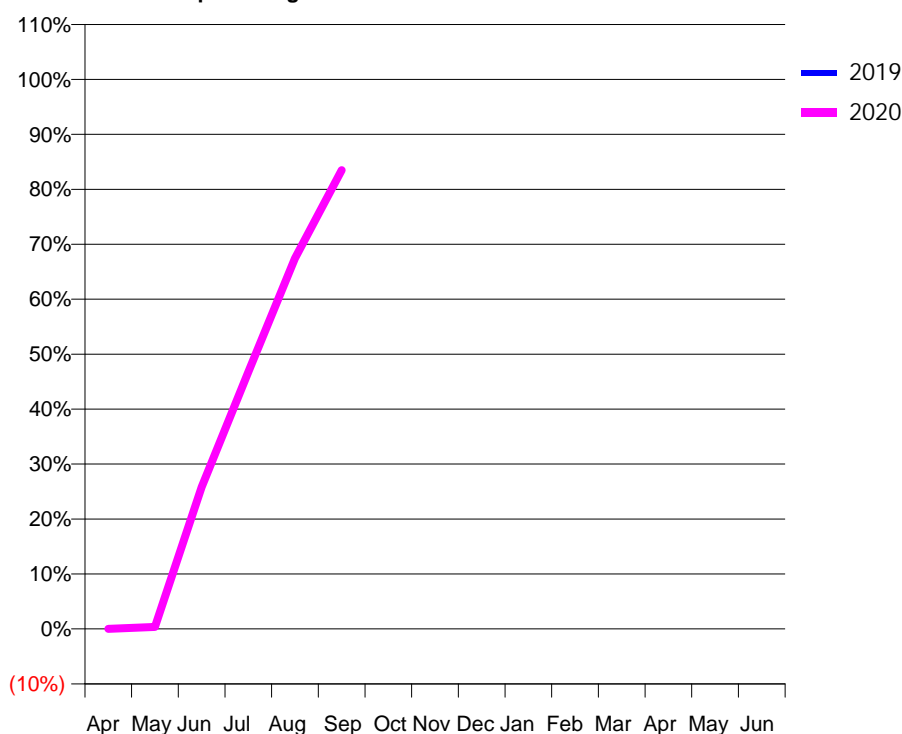
Q70 - Vital Signs Orthodontic At a Glance Contract Report for 101117/0000 - September 2019

| | | | |
|----------------------|-----------------|---------------------------------------------|-------------|
| Name or company name | Gillian Johnson | 19/20 Contracted general activity (UDA) | 0 |
| Contract type name | PDS Contract | Carry forward general activity (UDA) | 0 |
| Purpose of contract | Orthodontic | 19/20 Contracted orthodontic activity (UOA) | 5,500 |
| Contract start date | 01/04/2019 | Carry forward orthodontic activity (UOA) | 0 |
| Contract end date | 31/03/2026 | Baseline contract value | £272,186.68 |

| ACCESS | Contract | England and Wales |
|----------------------------------------------|----------|-------------------|
| 24 month ratio of assessments to patient IDs | 1.00 | 1.07 |

| ACTIVITY | Contract |
|-------------------------------------------------------------------------------------------|----------|
| Contract assess and fit appliances (case starts) as a percentage of Area Team case starts | 2.5 % |

Cumulative percentage of contracted UOA delivered 2019 & 2020



| Month | Adjusted Scheduled Activity (UOA) | | |
|-----------|-----------------------------------|------|-------|
| | 2018 | 2019 | 2020 |
| April | 0 | 0 | 0 |
| May | 0 | 0 | 21 |
| June | 0 | 0 | 1,420 |
| July | 0 | 0 | 2,574 |
| August | 0 | 0 | 3,708 |
| September | 0 | 0 | 4,590 |
| October | 0 | 0 | |
| November | 0 | 0 | |
| December | 0 | 0 | |
| January | 0 | 0 | |
| February | 0 | 0 | |
| March | 0 | 0 | |
| April | 0 | 0 | |
| May | 0 | 0 | |
| June | 0 | 0 | |

QUANTITY METRICS (rolling 12 month period)

| | Contract Quantity | Contract Base Number | Contract * | Area Team | Region | England |
|----------------------------------------------------------------------------------|-------------------|----------------------|------------|-----------|--------|---------|
| % of all assessments that were assess and fit appliances (case starts) | 214 | 323 | 66.3% | 53.8% | 55.8% | 57.9% |
| % of all assessments that were assess and refuse | 12 | 323 | 3.7% | 17.4% | 12.8% | 12.4% |
| % of all assessments that were assess and review | 97 | 323 | 30.0% | 28.8% | 31.4% | 29.7% |
| % of case starts with a reported IOTN of 3 and Aesthetic Component of 5 or below | 1 | 214 | 0.5% | 0.4% | 0.1% | 0.1% |
| % of case starts with a reported IOTN of 3 and Aesthetic Component of 6 or above | 6 | 214 | 2.8% | 3.4% | 3.0% | 4.0% |
| % of case starts with a reported IOTN of 4 | 149 | 214 | 69.6% | 74.3% | 78.1% | 78.0% |
| % of case starts with a reported IOTN of 5 | 57 | 214 | 26.6% | 18.1% | 17.0% | 16.6 % |
| % of concluded courses in receipt of dual-arch fixed appliances | 4 | 61 | 6.6% | 75.6% | 73.2% | 74.0% |
| % of concluded courses where treatment was abandoned or discontinued | 1 | 61 | 1.6% | 7.1% | 7.5% | 8.5% |
| % of patients satisfied with the treatment they have received | 0 | 0 | N/A | 96.2% | 97.5% | 95.5% |

* Figures in italics indicate that the base number is less than 100.

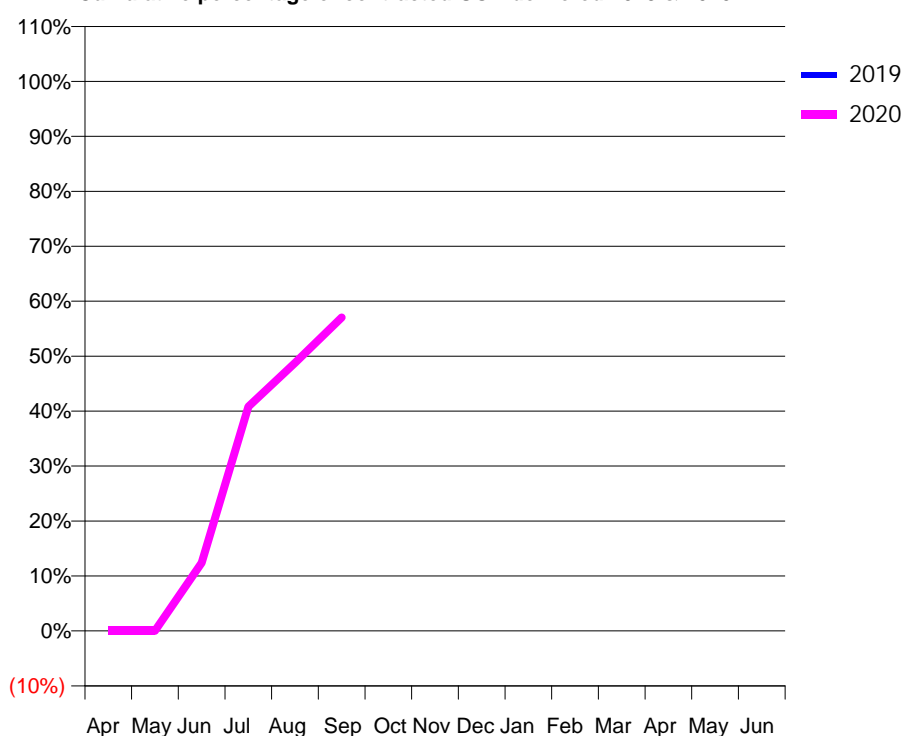
Q70 - Vital Signs Orthodontic At a Glance Contract Report for 101123/0000 - September 2019

| | | | |
|----------------------|-----------------------------------------------------|---------------------------------------------|-------------|
| Name or company name | Elizabeth Richardson (trading as Basingstoke Orthoc | 19/20 Contracted general activity (UDA) | 0 |
| Contract type name | PDS Contract | Carry forward general activity (UDA) | 0 |
| Purpose of contract | Orthodontic | 19/20 Contracted orthodontic activity (UOA) | 10,568 |
| Contract start date | 01/04/2019 | Carry forward orthodontic activity (UOA) | 0 |
| Contract end date | 31/03/2026 | Baseline contract value | £553,324.96 |

| ACCESS | Contract | England and Wales |
|----------------------------------------------|----------|-------------------|
| 24 month ratio of assessments to patient IDs | 1.00 | 1.07 |

| ACTIVITY | Contract |
|-------------------------------------------------------------------------------------------|----------|
| Contract assess and fit appliances (case starts) as a percentage of Area Team case starts | 3.3 % |

Cumulative percentage of contracted UOA delivered 2019 & 2020



| Month | Adjusted Scheduled Activity (UOA) | | |
|-----------|-----------------------------------|------|-------|
| | 2018 | 2019 | 2020 |
| April | 0 | 0 | 0 |
| May | 0 | 0 | 0 |
| June | 0 | 0 | 1,310 |
| July | 0 | 0 | 4,311 |
| August | 0 | 0 | 5,153 |
| September | 0 | 0 | 6,029 |
| October | 0 | 0 | |
| November | 0 | 0 | |
| December | 0 | 0 | |
| January | 0 | 0 | |
| February | 0 | 0 | |
| March | 0 | 0 | |
| April | 0 | 0 | |
| May | 0 | 0 | |
| June | 0 | 0 | |

QUANTITY METRICS (rolling 12 month period)

| | Contract Quantity | Contract Base Number | Contract * | Area Team | Region | England |
|----------------------------------------------------------------------------------|-------------------|----------------------|------------|-----------|--------|---------|
| % of all assessments that were assess and fit appliances (case starts) | 287 | 387 | 74.2% | 53.8% | 55.8% | 57.9% |
| % of all assessments that were assess and refuse | 42 | 387 | 10.9% | 17.4% | 12.8% | 12.4% |
| % of all assessments that were assess and review | 58 | 387 | 15.0% | 28.8% | 31.4% | 29.7% |
| % of case starts with a reported IOTN of 3 and Aesthetic Component of 5 or below | 0 | 287 | N/A | 0.4% | 0.1% | 0.1% |
| % of case starts with a reported IOTN of 3 and Aesthetic Component of 6 or above | 15 | 287 | 5.2% | 3.4% | 3.0% | 4.0% |
| % of case starts with a reported IOTN of 4 | 212 | 287 | 73.9% | 74.3% | 78.1% | 78.0% |
| % of case starts with a reported IOTN of 5 | 59 | 287 | 20.6% | 18.1% | 17.0% | 16.6 % |
| % of concluded courses in receipt of dual-arch fixed appliances | 10 | 98 | 10.2% | 75.6% | 73.2% | 74.0% |
| % of concluded courses where treatment was abandoned or discontinued | 7 | 98 | 7.1% | 7.1% | 7.5% | 8.5% |
| % of patients satisfied with the treatment they have received | 0 | 0 | N/A | 96.2% | 97.5% | 95.5% |

* Figures in italics indicate that the base number is less than 100.

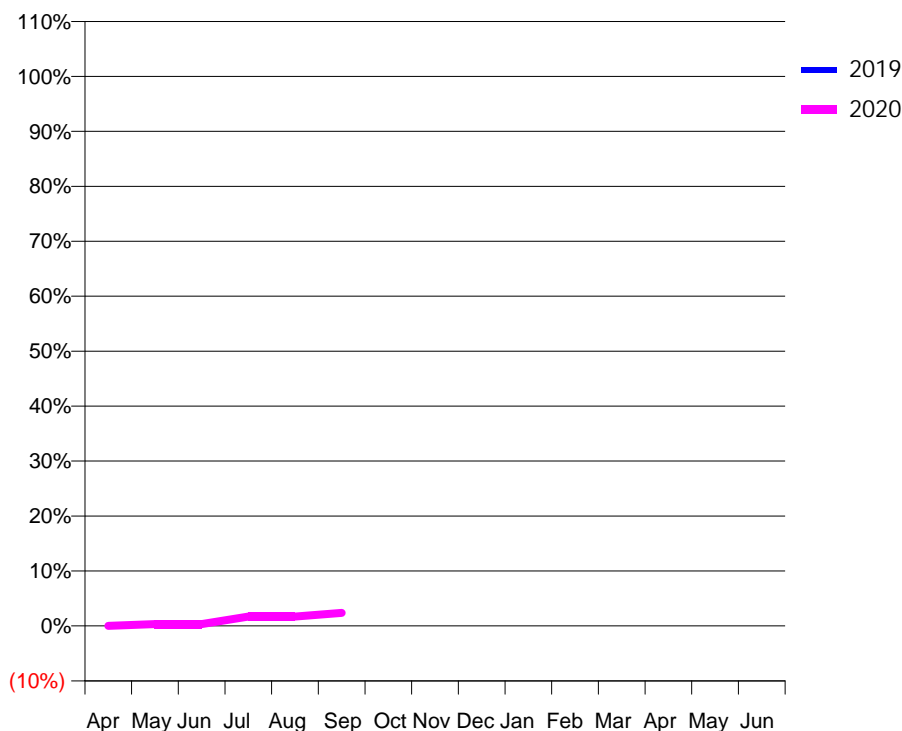
Q70 - Vital Signs Orthodontic At a Glance Contract Report for 101153/0000 - September 2019

| | | | |
|----------------------|---------------------------|---------------------------------------------|------------|
| Name or company name | Smile Dental Care Limited | 19/20 Contracted general activity (UDA) | 0 |
| Contract type name | PDS Contract | Carry forward general activity (UDA) | 0 |
| Purpose of contract | Orthodontic | 19/20 Contracted orthodontic activity (UOA) | 6,164 |
| Contract start date | 01/04/2019 | Carry forward orthodontic activity (UOA) | 0 |
| Contract end date | 31/03/2022 | Baseline contract value | £95,176.00 |

| ACCESS | Contract | England and Wales |
|----------------------------------------------|----------|-------------------|
| 24 month ratio of assessments to patient IDs | 1.00 | 1.07 |

| ACTIVITY | Contract |
|-------------------------------------------------------------------------------------------|----------|
| Contract assess and fit appliances (case starts) as a percentage of Area Team case starts | 0.1 % |

Cumulative percentage of contracted UOA delivered 2019 & 2020



| Month | Adjusted Scheduled Activity (UOA) | | |
|-----------|-----------------------------------|------|------|
| | 2018 | 2019 | 2020 |
| April | 0 | 0 | 0 |
| May | 0 | 0 | 21 |
| June | 0 | 0 | 21 |
| July | 0 | 0 | 105 |
| August | 0 | 0 | 105 |
| September | 0 | 0 | 147 |
| October | 0 | 0 | |
| November | 0 | 0 | |
| December | 0 | 0 | |
| January | 0 | 0 | |
| February | 0 | 0 | |
| March | 0 | 0 | |
| April | 0 | 0 | |
| May | 0 | 0 | |
| June | 0 | 0 | |

QUANTITY METRICS (rolling 12 month period)

| | Contract Quantity | Contract Base Number | Contract * | Area Team | Region | England |
|----------------------------------------------------------------------------------|-------------------|----------------------|------------|-----------|--------|---------|
| % of all assessments that were assess and fit appliances (case starts) | 7 | 7 | 100.0% | 53.8% | 55.8% | 57.9% |
| % of all assessments that were assess and refuse | 0 | 7 | 0.0% | 17.4% | 12.8% | 12.4% |
| % of all assessments that were assess and review | 0 | 7 | 0.0% | 28.8% | 31.4% | 29.7% |
| % of case starts with a reported IOTN of 3 and Aesthetic Component of 5 or below | 0 | 7 | N/A | 0.4% | 0.1% | 0.1% |
| % of case starts with a reported IOTN of 3 and Aesthetic Component of 6 or above | 0 | 7 | N/A | 3.4% | 3.0% | 4.0% |
| % of case starts with a reported IOTN of 4 | 5 | 7 | 71.4% | 74.3% | 78.1% | 78.0% |
| % of case starts with a reported IOTN of 5 | 2 | 7 | 28.6% | 18.1% | 17.0% | 16.6 % |
| % of concluded courses in receipt of dual-arch fixed appliances | 34 | 39 | 87.2% | 75.6% | 73.2% | 74.0% |
| % of concluded courses where treatment was abandoned or discontinued | 0 | 39 | 0.0% | 7.1% | 7.5% | 8.5% |
| % of patients satisfied with the treatment they have received | 0 | 0 | N/A | 96.2% | 97.5% | 95.5% |

* Figures in italics indicate that the base number is less than 100.

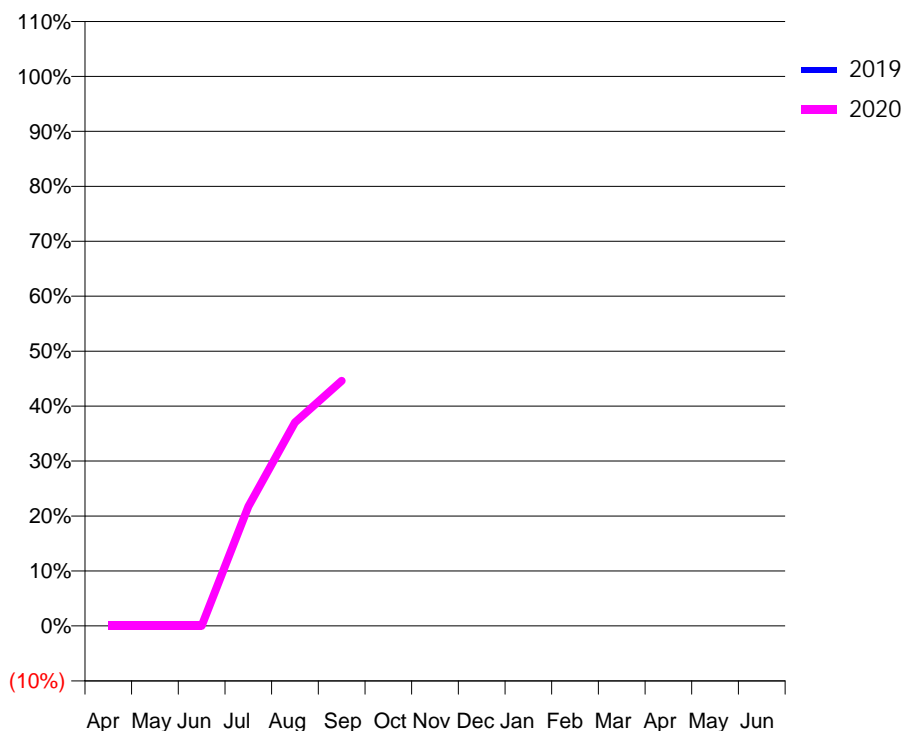
Q70 - Vital Signs Orthodontic At a Glance Contract Report for 101208/0000 - September 2019

| | | | |
|----------------------|-------------------------------|---------------------------------------------|-------------|
| Name or company name | Farnborough Dental Centre Ltd | 19/20 Contracted general activity (UDA) | 14,894 |
| Contract type name | GDS Contract | Carry forward general activity (UDA) | 0 |
| Purpose of contract | General and Orthodontic | 19/20 Contracted orthodontic activity (UOA) | 2,221 |
| Contract start date | 01/05/2019 | Carry forward orthodontic activity (UOA) | 0 |
| Contract end date | | Baseline contract value | £537,851.74 |

| ACCESS | Contract | England and Wales |
|----------------------------------------------|----------|-------------------|
| 24 month ratio of assessments to patient IDs | 1.00 | 1.07 |

| ACTIVITY | Contract |
|-------------------------------------------------------------------------------------------|----------|
| Contract assess and fit appliances (case starts) as a percentage of Area Team case starts | 0.6 % |

Cumulative percentage of contracted UOA delivered 2019 & 2020



| Month | Adjusted Scheduled Activity (UOA) | | |
|-----------|-----------------------------------|------|------|
| | 2018 | 2019 | 2020 |
| April | 0 | 0 | 0 |
| May | 0 | 0 | 0 |
| June | 0 | 0 | 0 |
| July | 0 | 0 | 483 |
| August | 0 | 0 | 823 |
| September | 0 | 0 | 991 |
| October | 0 | 0 | |
| November | 0 | 0 | |
| December | 0 | 0 | |
| January | 0 | 0 | |
| February | 0 | 0 | |
| March | 0 | 0 | |
| April | 0 | 0 | |
| May | 0 | 0 | |
| June | 0 | 0 | |

QUANTITY METRICS (rolling 12 month period)

| | Contract Quantity | Contract Base Number | Contract * | Area Team | Region | England |
|----------------------------------------------------------------------------------|-------------------|----------------------|------------|-----------|--------|---------|
| % of all assessments that were assess and fit appliances (case starts) | 48 | 48 | 100.0% | 53.8% | 55.8% | 57.9% |
| % of all assessments that were assess and refuse | 0 | 48 | 0.0% | 17.4% | 12.8% | 12.4% |
| % of all assessments that were assess and review | 0 | 48 | 0.0% | 28.8% | 31.4% | 29.7% |
| % of case starts with a reported IOTN of 3 and Aesthetic Component of 5 or below | 0 | 48 | N/A | 0.4% | 0.1% | 0.1% |
| % of case starts with a reported IOTN of 3 and Aesthetic Component of 6 or above | 0 | 48 | N/A | 3.4% | 3.0% | 4.0% |
| % of case starts with a reported IOTN of 4 | 44 | 48 | 91.7% | 74.3% | 78.1% | 78.0% |
| % of case starts with a reported IOTN of 5 | 4 | 48 | 8.3% | 18.1% | 17.0% | 16.6 % |
| % of concluded courses in receipt of dual-arch fixed appliances | 0 | 0 | N/A | 75.6% | 73.2% | 74.0% |
| % of concluded courses where treatment was abandoned or discontinued | 0 | 0 | N/A | 7.1% | 7.5% | 8.5% |
| % of patients satisfied with the treatment they have received | 0 | 0 | N/A | 96.2% | 97.5% | 95.5% |

* Figures in italics indicate that the base number is less than 100.

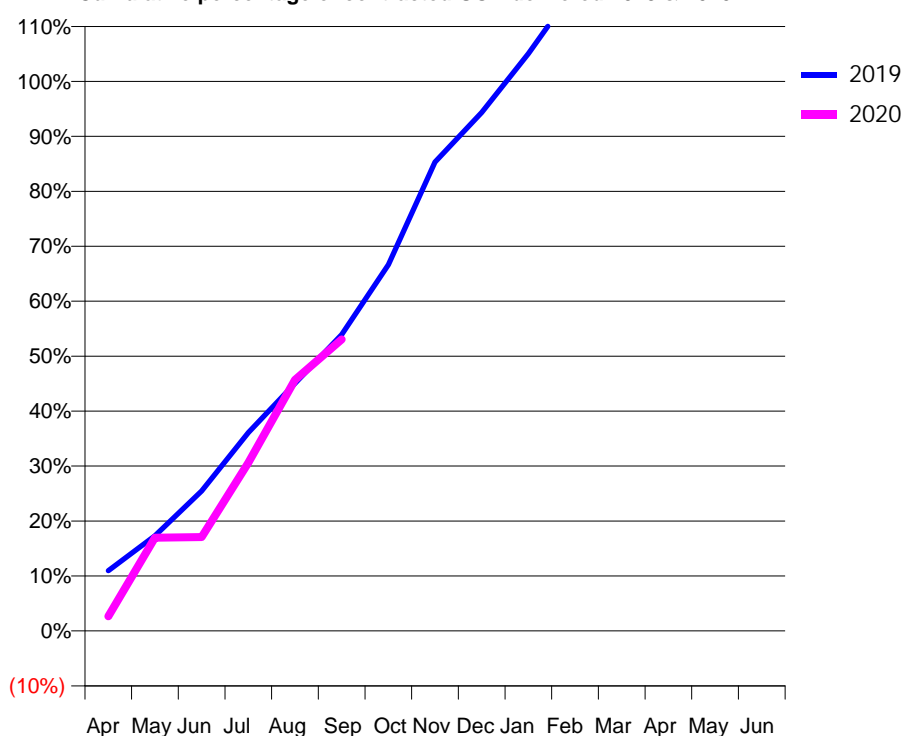
Q70 - Vital Signs Orthodontic At a Glance Contract Report for 102938/0001 - September 2019

| | | | |
|----------------------|-------------------------------------|---------------------------------------------|-------------|
| Name or company name | Milford Dental Practice Partnership | 19/20 Contracted general activity (UDA) | 10,405 |
| Contract type name | GDS Contract | Carry forward general activity (UDA) | 0 |
| Purpose of contract | General and Orthodontic | 19/20 Contracted orthodontic activity (UOA) | 2,368 |
| Contract start date | 01/04/2011 | Carry forward orthodontic activity (UOA) | 0 |
| Contract end date | | Baseline contract value | £408,100.15 |

| ACCESS | Contract | England and Wales |
|----------------------------------------------|----------|-------------------|
| 24 month ratio of assessments to patient IDs | 1.01 | 1.07 |

| ACTIVITY | Contract |
|-------------------------------------------------------------------------------------------|----------|
| Contract assess and fit appliances (case starts) as a percentage of Area Team case starts | 1.6 % |

Cumulative percentage of contracted UOA delivered 2019 & 2020



| Month | Adjusted Scheduled Activity (UOA) | | |
|-----------|-----------------------------------|-------|-------|
| | 2018 | 2019 | 2020 |
| April | 0 | 260 | 63 |
| May | 130 | 410 | 402 |
| June | 130 | 603 | 404 |
| July | 670 | 855 | 725 |
| August | 952 | 1,067 | 1,082 |
| September | 1,312 | 1,277 | 1,256 |
| October | 1,611 | 1,578 | |
| November | 1,781 | 2,020 | |
| December | 1,971 | 2,234 | |
| January | 2,225 | 2,488 | |
| February | 2,416 | 2,769 | |
| March | 2,904 | 2,856 | |
| April | 2,904 | 2,859 | |
| May | 2,904 | 2,859 | |
| June | 2,904 | 2,859 | |

QUANTITY METRICS (rolling 12 month period)

| | Contract Quantity | Contract Base Number | Contract * | Area Team | Region | England |
|----------------------------------------------------------------------------------|-------------------|----------------------|------------|-----------|--------|---------|
| % of all assessments that were assess and fit appliances (case starts) | 135 | 185 | 73.0% | 53.8% | 55.8% | 57.9% |
| % of all assessments that were assess and refuse | 20 | 185 | 10.8% | 17.4% | 12.8% | 12.4% |
| % of all assessments that were assess and review | 30 | 185 | 16.2% | 28.8% | 31.4% | 29.7% |
| % of case starts with a reported IOTN of 3 and Aesthetic Component of 5 or below | 0 | 135 | N/A | 0.4% | 0.1% | 0.1% |
| % of case starts with a reported IOTN of 3 and Aesthetic Component of 6 or above | 0 | 135 | N/A | 3.4% | 3.0% | 4.0% |
| % of case starts with a reported IOTN of 4 | 108 | 135 | 80.0% | 74.3% | 78.1% | 78.0% |
| % of case starts with a reported IOTN of 5 | 27 | 135 | 20.0% | 18.1% | 17.0% | 16.6 % |
| % of concluded courses in receipt of dual-arch fixed appliances | 115 | 135 | 85.2% | 75.6% | 73.2% | 74.0% |
| % of concluded courses where treatment was abandoned or discontinued | 11 | 135 | 8.1% | 7.1% | 7.5% | 8.5% |
| % of patients satisfied with the treatment they have received | 0 | 0 | N/A | 96.2% | 97.5% | 95.5% |

* Figures in italics indicate that the base number is less than 100.

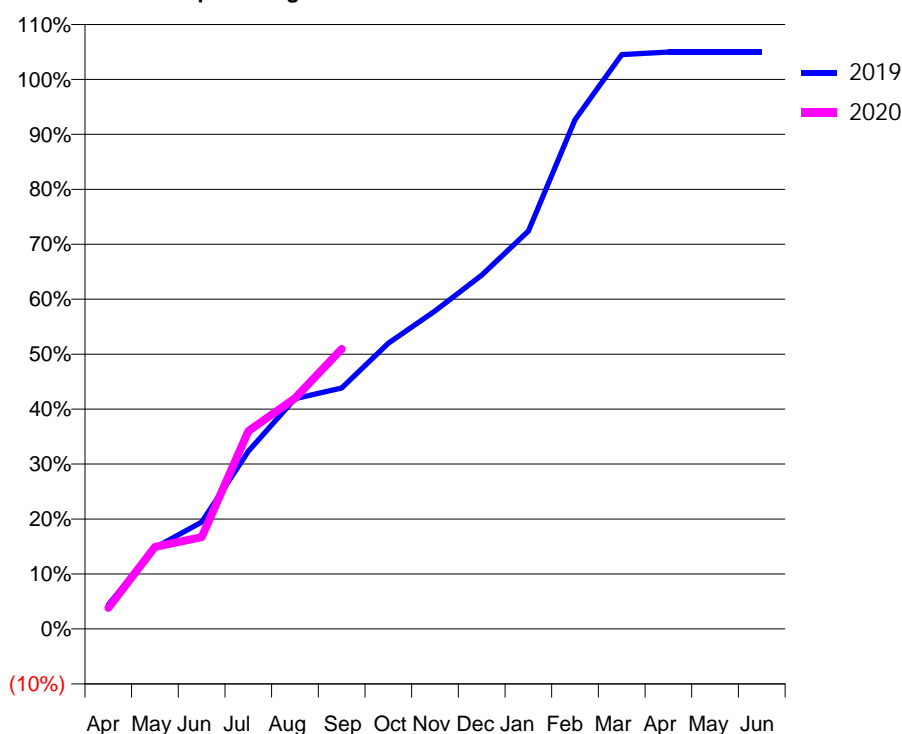
Q70 - Vital Signs Orthodontic At a Glance Contract Report for 151904/0001 - September 2019

| | | | |
|----------------------|-------------------------|---------------------------------------------|-------------|
| Name or company name | Besher Al Aswad | 19/20 Contracted general activity (UDA) | 0 |
| Contract type name | PDS Contract | Carry forward general activity (UDA) | 0 |
| Purpose of contract | General and Orthodontic | 19/20 Contracted orthodontic activity (UOA) | 11,190 |
| Contract start date | 01/04/2006 | Carry forward orthodontic activity (UOA) | 0 |
| Contract end date | 31/03/2026 | Baseline contract value | £766,004.88 |

| ACCESS | Contract | England and Wales |
|----------------------------------------------|----------|-------------------|
| 24 month ratio of assessments to patient IDs | 1.01 | 1.07 |

| ACTIVITY | Contract |
|-------------------------------------------------------------------------------------------|----------|
| Contract assess and fit appliances (case starts) as a percentage of Area Team case starts | 6.7 % |

Cumulative percentage of contracted UOA delivered 2019 & 2020



| Month | Adjusted Scheduled Activity (UOA) | | |
|-----------|-----------------------------------|--------|-------|
| | 2018 | 2019 | 2020 |
| April | 247 | 494 | 430 |
| May | 869 | 1,655 | 1,673 |
| June | 1,359 | 2,178 | 1,870 |
| July | 2,771 | 3,618 | 4,032 |
| August | 4,154 | 4,689 | 4,697 |
| September | 4,800 | 4,905 | 5,702 |
| October | 6,700 | 5,819 | |
| November | 7,792 | 6,472 | |
| December | 8,532 | 7,203 | |
| January | 8,870 | 8,102 | |
| February | 9,886 | 10,368 | |
| March | 10,321 | 11,694 | |
| April | 11,290 | 11,745 | |
| May | 11,290 | 11,745 | |
| June | 11,290 | 11,745 | |

QUANTITY METRICS (rolling 12 month period)

| | Contract Quantity | Contract Base Number | Contract * | Area Team | Region | England |
|----------------------------------------------------------------------------------|-------------------|----------------------|------------|-----------|--------|---------|
| % of all assessments that were assess and fit appliances (case starts) | 573 | 1,209 | 47.4% | 53.8% | 55.8% | 57.9% |
| % of all assessments that were assess and refuse | 152 | 1,209 | 12.6% | 17.4% | 12.8% | 12.4% |
| % of all assessments that were assess and review | 484 | 1,209 | 40.0% | 28.8% | 31.4% | 29.7% |
| % of case starts with a reported IOTN of 3 and Aesthetic Component of 5 or below | 20 | 573 | 3.5% | 0.4% | 0.1% | 0.1% |
| % of case starts with a reported IOTN of 3 and Aesthetic Component of 6 or above | 17 | 573 | 3.0% | 3.4% | 3.0% | 4.0% |
| % of case starts with a reported IOTN of 4 | 443 | 573 | 77.3% | 74.3% | 78.1% | 78.0% |
| % of case starts with a reported IOTN of 5 | 89 | 573 | 15.5% | 18.1% | 17.0% | 16.6 % |
| % of concluded courses in receipt of dual-arch fixed appliances | 477 | 538 | 88.7% | 75.6% | 73.2% | 74.0% |
| % of concluded courses where treatment was abandoned or discontinued | 25 | 538 | 4.6% | 7.1% | 7.5% | 8.5% |
| % of patients satisfied with the treatment they have received | 1 | 1 | 100.0% | 96.2% | 97.5% | 95.5% |

* Figures in italics indicate that the base number is less than 100.

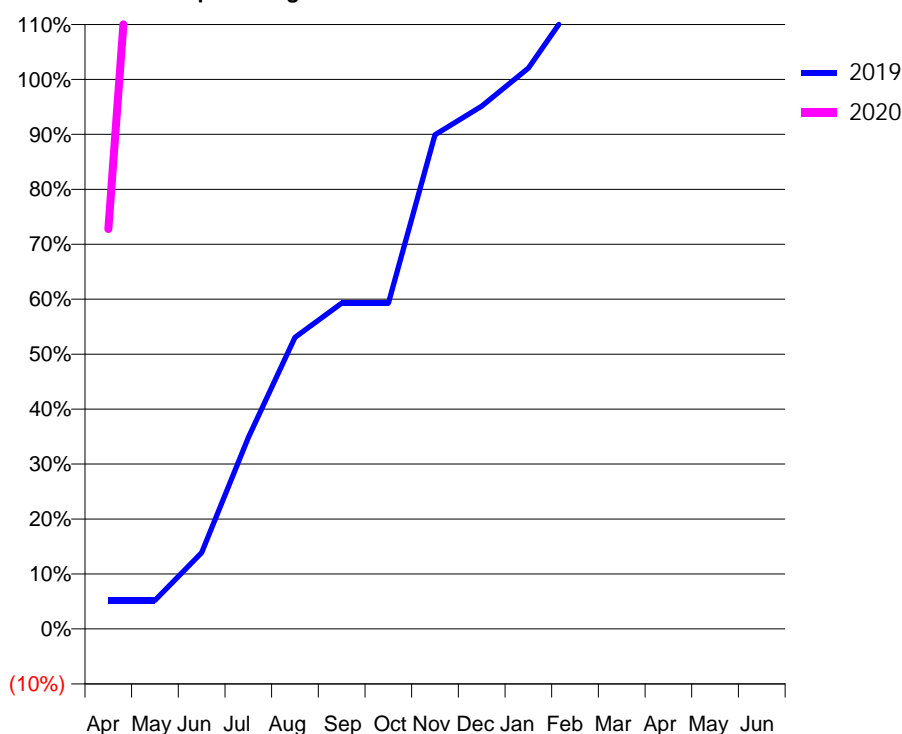
Q70 - Vital Signs Orthodontic At a Glance Contract Report for 170747/0001 - September 2019

| | | | |
|----------------------|-------------------------------|---------------------------------------------|------------|
| Name or company name | Farnborough Dental Centre Ltd | 19/20 Contracted general activity (UDA) | 1,354 |
| Contract type name | GDS Contract | Carry forward general activity (UDA) | 0 |
| Purpose of contract | General and Orthodontic | 19/20 Contracted orthodontic activity (UOA) | 202 |
| Contract start date | 01/12/2013 | Carry forward orthodontic activity (UOA) | 0 |
| Contract end date | 31/05/2019 | Baseline contract value | £49,759.70 |

| ACCESS | Contract | England and Wales |
|----------------------------------------------|----------|-------------------|
| 24 month ratio of assessments to patient IDs | 1.02 | 1.07 |

| ACTIVITY | Contract |
|-------------------------------------------------------------------------------------------|----------|
| Contract assess and fit appliances (case starts) as a percentage of Area Team case starts | 1.3 % |

Cumulative percentage of contracted UOA delivered 2019 & 2020



| Month | Adjusted Scheduled Activity (UOA) | | |
|-----------|-----------------------------------|-------|------|
| | 2018 | 2019 | 2020 |
| April | 0 | 126 | 147 |
| May | 210 | 126 | 378 |
| June | 336 | 336 | 609 |
| July | 882 | 844 | 609 |
| August | 1,096 | 1,285 | 609 |
| September | 1,390 | 1,436 | 609 |
| October | 1,915 | 1,436 | |
| November | 2,608 | 2,179 | |
| December | 2,608 | 2,305 | |
| January | 2,860 | 2,473 | |
| February | 2,839 | 2,767 | |
| March | 3,662 | 2,914 | |
| April | 3,704 | 3,019 | |
| May | 3,704 | 3,019 | |
| June | 3,704 | 3,019 | |

QUANTITY METRICS (rolling 12 month period)

| | Contract Quantity | Contract Base Number | Contract * | Area Team | Region | England |
|----------------------------------------------------------------------------------|-------------------|----------------------|------------|-----------|--------|---------|
| % of all assessments that were assess and fit appliances (case starts) | 114 | 114 | 100.0% | 53.8% | 55.8% | 57.9% |
| % of all assessments that were assess and refuse | 0 | 114 | 0.0% | 17.4% | 12.8% | 12.4% |
| % of all assessments that were assess and review | 0 | 114 | 0.0% | 28.8% | 31.4% | 29.7% |
| % of case starts with a reported IOTN of 3 and Aesthetic Component of 5 or below | 0 | 114 | N/A | 0.4% | 0.1% | 0.1% |
| % of case starts with a reported IOTN of 3 and Aesthetic Component of 6 or above | 1 | 114 | 0.9% | 3.4% | 3.0% | 4.0% |
| % of case starts with a reported IOTN of 4 | 99 | 114 | 86.8% | 74.3% | 78.1% | 78.0% |
| % of case starts with a reported IOTN of 5 | 14 | 114 | 12.3% | 18.1% | 17.0% | 16.6 % |
| % of concluded courses in receipt of dual-arch fixed appliances | 0 | 44 | N/A | 75.6% | 73.2% | 74.0% |
| % of concluded courses where treatment was abandoned or discontinued | 0 | 44 | 0.0% | 7.1% | 7.5% | 8.5% |
| % of patients satisfied with the treatment they have received | 0 | 0 | N/A | 96.2% | 97.5% | 95.5% |

* Figures in italics indicate that the base number is less than 100.

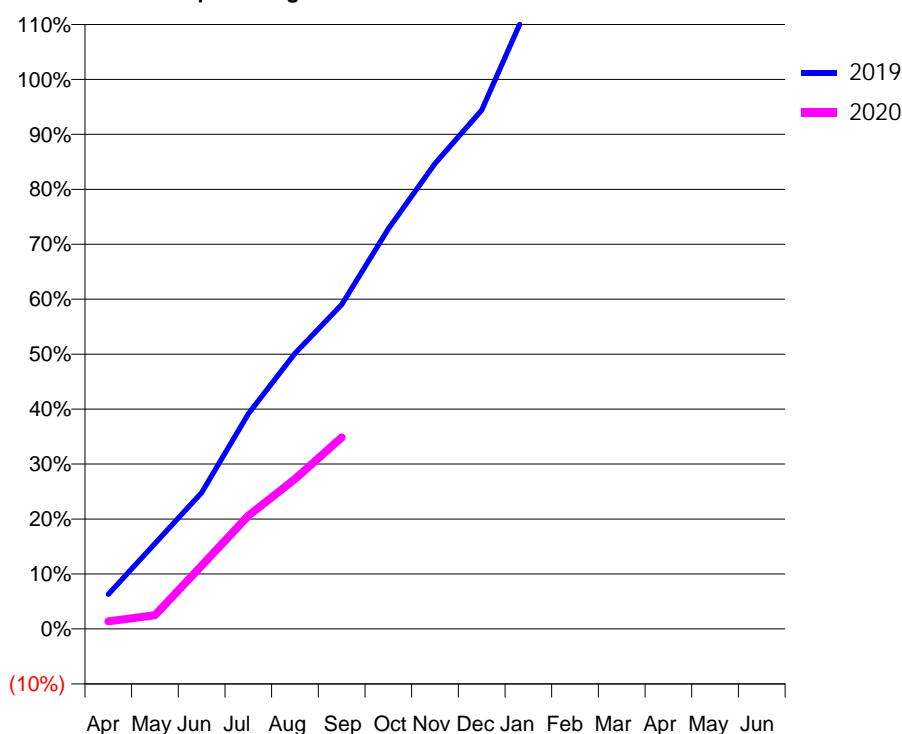
Q70 - Vital Signs Orthodontic At a Glance Contract Report for 177261/0002 - September 2019

| | | | |
|----------------------|-------------------------|---------------------------------------------|-------------|
| Name or company name | Orthoworld 2000 Ltd | 19/20 Contracted general activity (UDA) | 0 |
| Contract type name | PDS Contract | Carry forward general activity (UDA) | 0 |
| Purpose of contract | General and Orthodontic | 19/20 Contracted orthodontic activity (UOA) | 11,801 |
| Contract start date | 01/04/2006 | Carry forward orthodontic activity (UOA) | 0 |
| Contract end date | 31/03/2021 | Baseline contract value | £714,092.12 |

| ACCESS | Contract | England and Wales |
|----------------------------------------------|----------|-------------------|
| 24 month ratio of assessments to patient IDs | 1.08 | 1.07 |

| ACTIVITY | Contract |
|-------------------------------------------------------------------------------------------|----------|
| Contract assess and fit appliances (case starts) as a percentage of Area Team case starts | 6.0 % |

Cumulative percentage of contracted UOA delivered 2019 & 2020



| Month | Adjusted Scheduled Activity (UOA) | | |
|-----------|-----------------------------------|--------|-------|
| | 2018 | 2019 | 2020 |
| April | 234 | 533 | 165 |
| May | 962 | 1,310 | 294 |
| June | 1,616 | 2,090 | 1,359 |
| July | 2,788 | 3,300 | 2,433 |
| August | 3,792 | 4,227 | 3,218 |
| September | 4,386 | 4,974 | 4,115 |
| October | 5,286 | 6,138 | |
| November | 6,476 | 7,138 | |
| December | 7,751 | 7,955 | |
| January | 9,294 | 9,574 | |
| February | 10,809 | 10,789 | |
| March | 11,798 | 11,749 | |
| April | 11,854 | 11,814 | |
| May | 11,854 | 11,814 | |
| June | 11,854 | 11,814 | |

QUANTITY METRICS (rolling 12 month period)

| | Contract Quantity | Contract Base Number | Contract * | Area Team | Region | England |
|----------------------------------------------------------------------------------|-------------------|----------------------|------------|-----------|--------|---------|
| % of all assessments that were assess and fit appliances (case starts) | 519 | 739 | 70.2% | 53.8% | 55.8% | 57.9% |
| % of all assessments that were assess and refuse | 211 | 739 | 28.6% | 17.4% | 12.8% | 12.4% |
| % of all assessments that were assess and review | 9 | 739 | 1.2% | 28.8% | 31.4% | 29.7% |
| % of case starts with a reported IOTN of 3 and Aesthetic Component of 5 or below | 1 | 519 | 0.2% | 0.4% | 0.1% | 0.1% |
| % of case starts with a reported IOTN of 3 and Aesthetic Component of 6 or above | 24 | 519 | 4.6% | 3.4% | 3.0% | 4.0% |
| % of case starts with a reported IOTN of 4 | 397 | 519 | 76.5% | 74.3% | 78.1% | 78.0% |
| % of case starts with a reported IOTN of 5 | 96 | 519 | 18.5% | 18.1% | 17.0% | 16.6 % |
| % of concluded courses in receipt of dual-arch fixed appliances | 341 | 397 | 85.9% | 75.6% | 73.2% | 74.0% |
| % of concluded courses where treatment was abandoned or discontinued | 23 | 397 | 5.8% | 7.1% | 7.5% | 8.5% |
| % of patients satisfied with the treatment they have received | 0 | 0 | N/A | 96.2% | 97.5% | 95.5% |

* Figures in italics indicate that the base number is less than 100.

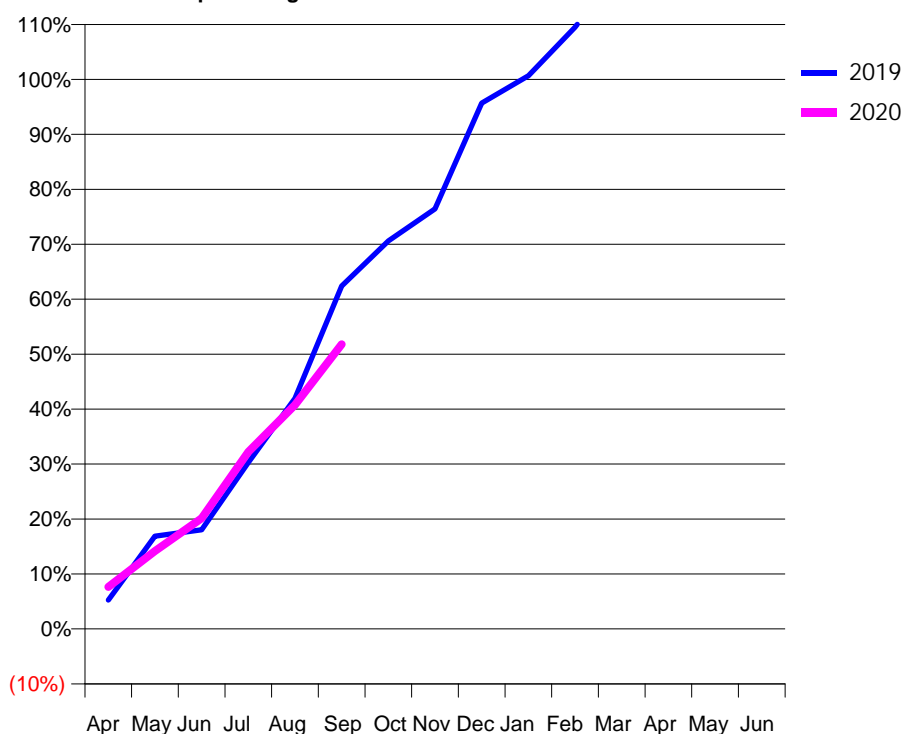
Q70 - Vital Signs Orthodontic At a Glance Contract Report for 181595/0002 - September 2019

| | | | |
|----------------------|-------------------------|---------------------------------------------|-------------|
| Name or company name | Mr D Tehrani Yeganeh | 19/20 Contracted general activity (UDA) | 0 |
| Contract type name | PDS Contract | Carry forward general activity (UDA) | 0 |
| Purpose of contract | General and Orthodontic | 19/20 Contracted orthodontic activity (UOA) | 7,684 |
| Contract start date | 01/04/2010 | Carry forward orthodontic activity (UOA) | 0 |
| Contract end date | 31/03/2020 | Baseline contract value | £515,729.75 |

| ACCESS | Contract | England and Wales |
|----------------------------------------------|----------|-------------------|
| 24 month ratio of assessments to patient IDs | 1.12 | 1.07 |

| ACTIVITY | Contract |
|-------------------------------------------------------------------------------------------|----------|
| Contract assess and fit appliances (case starts) as a percentage of Area Team case starts | 4.5 % |

Cumulative percentage of contracted UOA delivered 2019 & 2020



| Month | Adjusted Scheduled Activity (UOA) | | |
|-----------|-----------------------------------|-------|-------|
| | 2018 | 2019 | 2020 |
| April | 609 | 403 | 589 |
| May | 1,210 | 1,297 | 1,088 |
| June | 2,005 | 1,386 | 1,549 |
| July | 2,835 | 2,328 | 2,476 |
| August | 3,591 | 3,224 | 3,131 |
| September | 4,530 | 4,795 | 3,981 |
| October | 5,535 | 5,425 | |
| November | 6,520 | 5,872 | |
| December | 7,659 | 7,351 | |
| January | 7,953 | 7,734 | |
| February | 8,923 | 8,412 | |
| March | 9,191 | 9,265 | |
| April | 9,211 | 9,290 | |
| May | 9,211 | 9,289 | |
| June | 9,211 | 9,288 | |

QUANTITY METRICS (rolling 12 month period)

| | Contract Quantity | Contract Base Number | Contract * | Area Team | Region | England |
|----------------------------------------------------------------------------------|-------------------|----------------------|------------|-----------|--------|---------|
| % of all assessments that were assess and fit appliances (case starts) | 388 | 1,102 | 35.2% | 53.8% | 55.8% | 57.9% |
| % of all assessments that were assess and refuse | 257 | 1,102 | 23.3% | 17.4% | 12.8% | 12.4% |
| % of all assessments that were assess and review | 457 | 1,102 | 41.5% | 28.8% | 31.4% | 29.7% |
| % of case starts with a reported IOTN of 3 and Aesthetic Component of 5 or below | 0 | 388 | N/A | 0.4% | 0.1% | 0.1% |
| % of case starts with a reported IOTN of 3 and Aesthetic Component of 6 or above | 20 | 388 | 5.2% | 3.4% | 3.0% | 4.0% |
| % of case starts with a reported IOTN of 4 | 332 | 388 | 85.6% | 74.3% | 78.1% | 78.0% |
| % of case starts with a reported IOTN of 5 | 36 | 388 | 9.3% | 18.1% | 17.0% | 16.6 % |
| % of concluded courses in receipt of dual-arch fixed appliances | 608 | 639 | 95.1% | 75.6% | 73.2% | 74.0% |
| % of concluded courses where treatment was abandoned or discontinued | 27 | 639 | 4.2% | 7.1% | 7.5% | 8.5% |
| % of patients satisfied with the treatment they have received | 1 | 1 | 100.0% | 96.2% | 97.5% | 95.5% |

* Figures in italics indicate that the base number is less than 100.

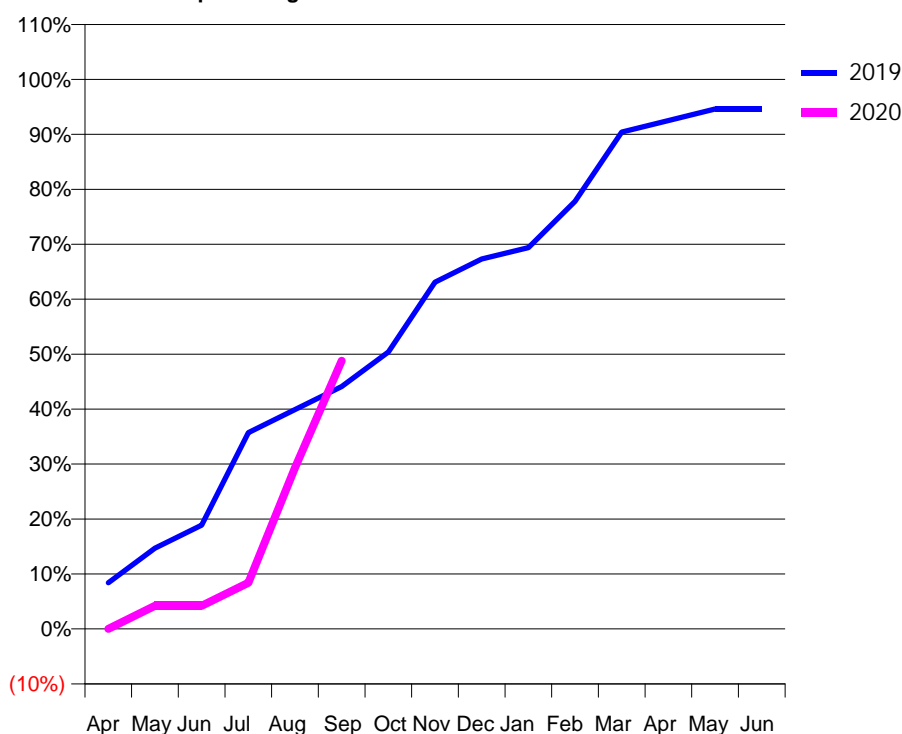
Q70 - Vital Signs Orthodontic At a Glance Contract Report for 183563/0001 - September 2019

| | | | |
|----------------------|--------------------------|---------------------------------------------|-------------|
| Name or company name | Madeira Road Partnership | 19/20 Contracted general activity (UDA) | 11,520 |
| Contract type name | GDS Contract | Carry forward general activity (UDA) | 0 |
| Purpose of contract | General and Orthodontic | 19/20 Contracted orthodontic activity (UOA) | 1,000 |
| Contract start date | 01/04/2006 | Carry forward orthodontic activity (UOA) | 0 |
| Contract end date | | Baseline contract value | £352,578.75 |

| ACCESS | Contract | England and Wales |
|----------------------------------------------|----------|-------------------|
| 24 month ratio of assessments to patient IDs | 1.00 | 1.07 |

| ACTIVITY | Contract |
|-------------------------------------------------------------------------------------------|----------|
| Contract assess and fit appliances (case starts) as a percentage of Area Team case starts | 0.5 % |

Cumulative percentage of contracted UOA delivered 2019 & 2020



| Month | Adjusted Scheduled Activity (UOA) | | |
|-----------|-----------------------------------|------|------|
| | 2018 | 2019 | 2020 |
| April | 0 | 84 | 0 |
| May | 0 | 147 | 42 |
| June | 0 | 189 | 42 |
| July | 316 | 357 | 84 |
| August | 423 | 399 | 293 |
| September | 486 | 441 | 488 |
| October | 528 | 504 | |
| November | 591 | 631 | |
| December | 633 | 673 | |
| January | 696 | 694 | |
| February | 864 | 778 | |
| March | 1,011 | 904 | |
| April | 1,032 | 925 | |
| May | 1,032 | 946 | |
| June | 1,032 | 946 | |

QUANTITY METRICS (rolling 12 month period)

| | Contract Quantity | Contract Base Number | Contract * | Area Team | Region | England |
|----------------------------------------------------------------------------------|-------------------|----------------------|------------|-----------|--------|---------|
| % of all assessments that were assess and fit appliances (case starts) | 46 | 73 | 63.0% | 53.8% | 55.8% | 57.9% |
| % of all assessments that were assess and refuse | 11 | 73 | 15.1% | 17.4% | 12.8% | 12.4% |
| % of all assessments that were assess and review | 16 | 73 | 21.9% | 28.8% | 31.4% | 29.7% |
| % of case starts with a reported IOTN of 3 and Aesthetic Component of 5 or below | 0 | 46 | <i>N/A</i> | 0.4% | 0.1% | 0.1% |
| % of case starts with a reported IOTN of 3 and Aesthetic Component of 6 or above | 0 | 46 | <i>N/A</i> | 3.4% | 3.0% | 4.0% |
| % of case starts with a reported IOTN of 4 | 43 | 46 | 93.5% | 74.3% | 78.1% | 78.0% |
| % of case starts with a reported IOTN of 5 | 3 | 46 | 6.5% | 18.1% | 17.0% | 16.6 % |
| % of concluded courses in receipt of dual-arch fixed appliances | 42 | 43 | 97.7% | 75.6% | 73.2% | 74.0% |
| % of concluded courses where treatment was abandoned or discontinued | 1 | 43 | 2.3% | 7.1% | 7.5% | 8.5% |
| % of patients satisfied with the treatment they have received | 0 | 0 | <i>N/A</i> | 96.2% | 97.5% | 95.5% |

* Figures in italics indicate that the base number is less than 100.

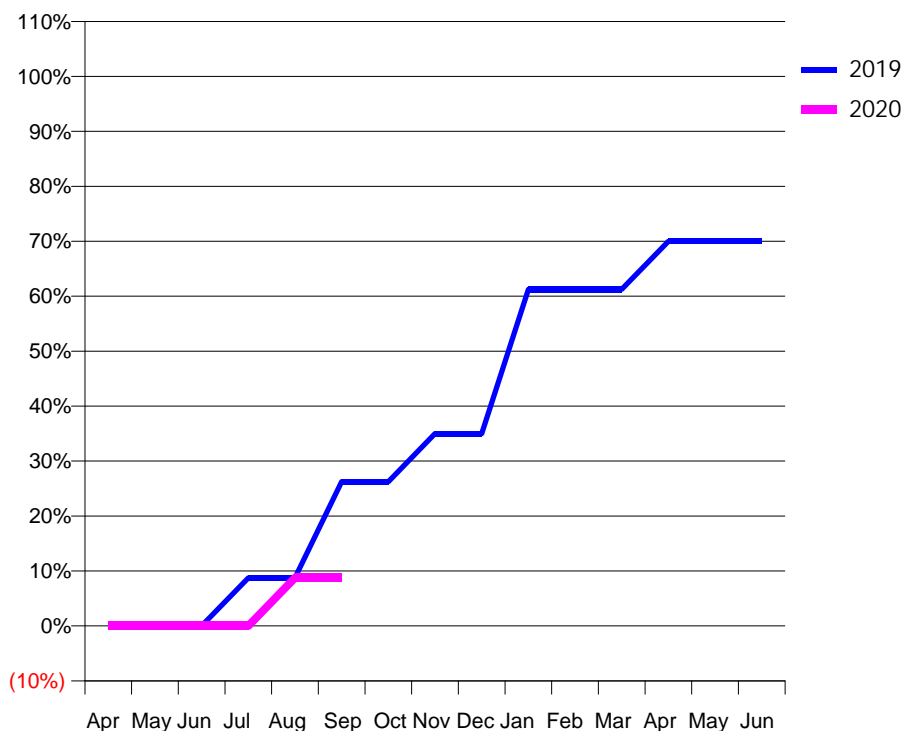
Q70 - Vital Signs Orthodontic At a Glance Contract Report for 190195/0006 - September 2019

| | | | |
|----------------------|-------------------------|---------------------------------------------|-------------|
| Name or company name | Xeon Smiles UK Ltd | 19/20 Contracted general activity (UDA) | 4,501 |
| Contract type name | GDS Contract | Carry forward general activity (UDA) | 0 |
| Purpose of contract | General and Orthodontic | 19/20 Contracted orthodontic activity (UOA) | 240 |
| Contract start date | 09/06/2008 | Carry forward orthodontic activity (UOA) | 0 |
| Contract end date | | Baseline contract value | £122,497.54 |

| ACCESS | Contract | England and Wales |
|----------------------------------------------|----------|-------------------|
| 24 month ratio of assessments to patient IDs | 1.00 | 1.07 |

| ACTIVITY | Contract |
|-------------------------------------------------------------------------------------------|----------|
| Contract assess and fit appliances (case starts) as a percentage of Area Team case starts | 0.1 % |

Cumulative percentage of contracted UOA delivered 2019 & 2020



| Month | Adjusted Scheduled Activity (UOA) | | |
|-----------|-----------------------------------|------|------|
| | 2018 | 2019 | 2020 |
| April | 0 | 0 | 0 |
| May | 0 | 0 | 0 |
| June | 0 | 0 | 0 |
| July | 0 | 21 | 0 |
| August | 0 | 21 | 21 |
| September | 42 | 63 | 21 |
| October | 42 | 63 | |
| November | 63 | 84 | |
| December | 84 | 84 | |
| January | 84 | 147 | |
| February | 84 | 147 | |
| March | 126 | 147 | |
| April | 189 | 168 | |
| May | 189 | 168 | |
| June | 189 | 168 | |

QUANTITY METRICS (rolling 12 month period)

| | Contract Quantity | Contract Base Number | Contract * | Area Team | Region | England |
|----------------------------------------------------------------------------------|-------------------|----------------------|------------|-----------|--------|---------|
| % of all assessments that were assess and fit appliances (case starts) | 6 | 6 | 100.0% | 53.8% | 55.8% | 57.9% |
| % of all assessments that were assess and refuse | 0 | 6 | 0.0% | 17.4% | 12.8% | 12.4% |
| % of all assessments that were assess and review | 0 | 6 | 0.0% | 28.8% | 31.4% | 29.7% |
| % of case starts with a reported IOTN of 3 and Aesthetic Component of 5 or below | 0 | 6 | N/A | 0.4% | 0.1% | 0.1% |
| % of case starts with a reported IOTN of 3 and Aesthetic Component of 6 or above | 0 | 6 | N/A | 3.4% | 3.0% | 4.0% |
| % of case starts with a reported IOTN of 4 | 4 | 6 | 66.7% | 74.3% | 78.1% | 78.0% |
| % of case starts with a reported IOTN of 5 | 2 | 6 | 33.3% | 18.1% | 17.0% | 16.6 % |
| % of concluded courses in receipt of dual-arch fixed appliances | 0 | 0 | N/A | 75.6% | 73.2% | 74.0% |
| % of concluded courses where treatment was abandoned or discontinued | 0 | 0 | N/A | 7.1% | 7.5% | 8.5% |
| % of patients satisfied with the treatment they have received | 0 | 0 | N/A | 96.2% | 97.5% | 95.5% |

* Figures in italics indicate that the base number is less than 100.

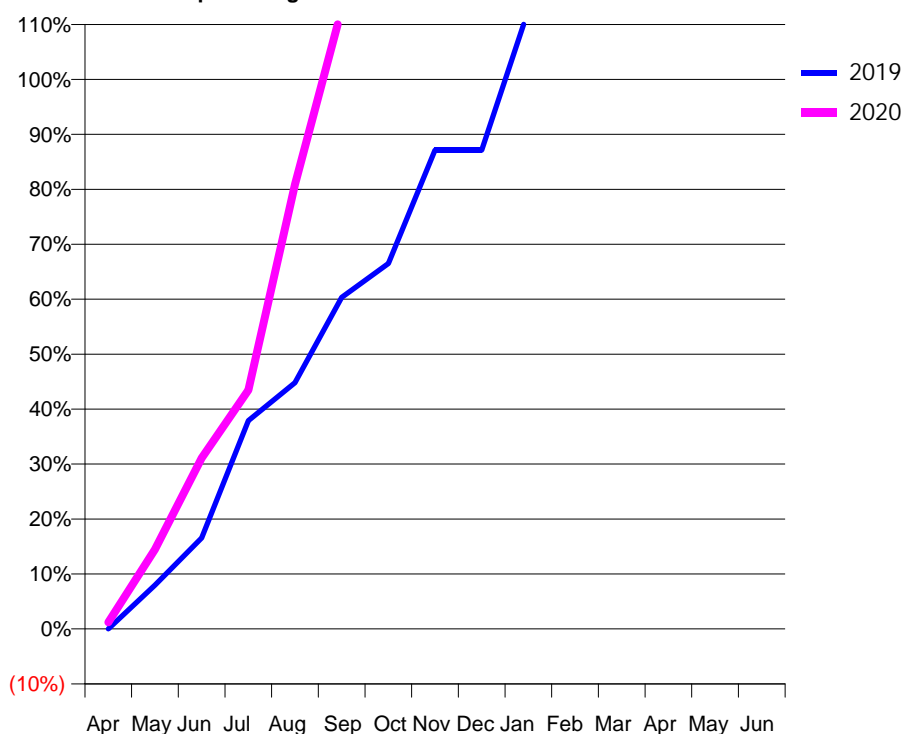
Q70 - Vital Signs Orthodontic At a Glance Contract Report for 193682/0001 - September 2019

| | | | |
|----------------------|-------------------------|---------------------------------------------|-------------|
| Name or company name | Braceurself Limited | 19/20 Contracted general activity (UDA) | 0 |
| Contract type name | PDS Contract | Carry forward general activity (UDA) | 0 |
| Purpose of contract | General and Orthodontic | 19/20 Contracted orthodontic activity (UOA) | 1,723 |
| Contract start date | 01/04/2011 | Carry forward orthodontic activity (UOA) | 0 |
| Contract end date | 01/10/2019 | Baseline contract value | £100,669.25 |

| ACCESS | Contract | England and Wales |
|----------------------------------------------|----------|-------------------|
| 24 month ratio of assessments to patient IDs | 1.06 | 1.07 |

| ACTIVITY | Contract |
|-------------------------------------------------------------------------------------------|----------|
| Contract assess and fit appliances (case starts) as a percentage of Area Team case starts | 3.1 % |

Cumulative percentage of contracted UOA delivered 2019 & 2020



| Month | Adjusted Scheduled Activity (UOA) | | |
|-----------|-----------------------------------|-------|-------|
| | 2018 | 2019 | 2020 |
| April | 0 | 0 | 21 |
| May | 310 | 275 | 249 |
| June | 377 | 571 | 536 |
| July | 1,087 | 1,306 | 749 |
| August | 1,284 | 1,544 | 1,393 |
| September | 1,463 | 2,079 | 1,942 |
| October | 1,789 | 2,292 | |
| November | 2,296 | 3,002 | |
| December | 2,696 | 3,002 | |
| January | 3,256 | 3,880 | |
| February | 4,361 | 4,010 | |
| March | 4,990 | 5,194 | |
| April | 5,488 | 5,450 | |
| May | 5,555 | 5,814 | |
| June | 5,555 | 5,806 | |

QUANTITY METRICS (rolling 12 month period)

| | Contract Quantity | Contract Base Number | Contract * | Area Team | Region | England |
|----------------------------------------------------------------------------------|-------------------|----------------------|------------|-----------|--------|---------|
| % of all assessments that were assess and fit appliances (case starts) | 262 | 519 | 50.5% | 53.8% | 55.8% | 57.9% |
| % of all assessments that were assess and refuse | 69 | 519 | 13.3% | 17.4% | 12.8% | 12.4% |
| % of all assessments that were assess and review | 188 | 519 | 36.2% | 28.8% | 31.4% | 29.7% |
| % of case starts with a reported IOTN of 3 and Aesthetic Component of 5 or below | 0 | 262 | N/A | 0.4% | 0.1% | 0.1% |
| % of case starts with a reported IOTN of 3 and Aesthetic Component of 6 or above | 6 | 262 | 2.3% | 3.4% | 3.0% | 4.0% |
| % of case starts with a reported IOTN of 4 | 209 | 262 | 79.8% | 74.3% | 78.1% | 78.0% |
| % of case starts with a reported IOTN of 5 | 32 | 262 | 12.2% | 18.1% | 17.0% | 16.6 % |
| % of concluded courses in receipt of dual-arch fixed appliances | 1 | 217 | 0.5% | 75.6% | 73.2% | 74.0% |
| % of concluded courses where treatment was abandoned or discontinued | 13 | 217 | 6.0% | 7.1% | 7.5% | 8.5% |
| % of patients satisfied with the treatment they have received | 0 | 0 | N/A | 96.2% | 97.5% | 95.5% |

* Figures in italics indicate that the base number is less than 100.

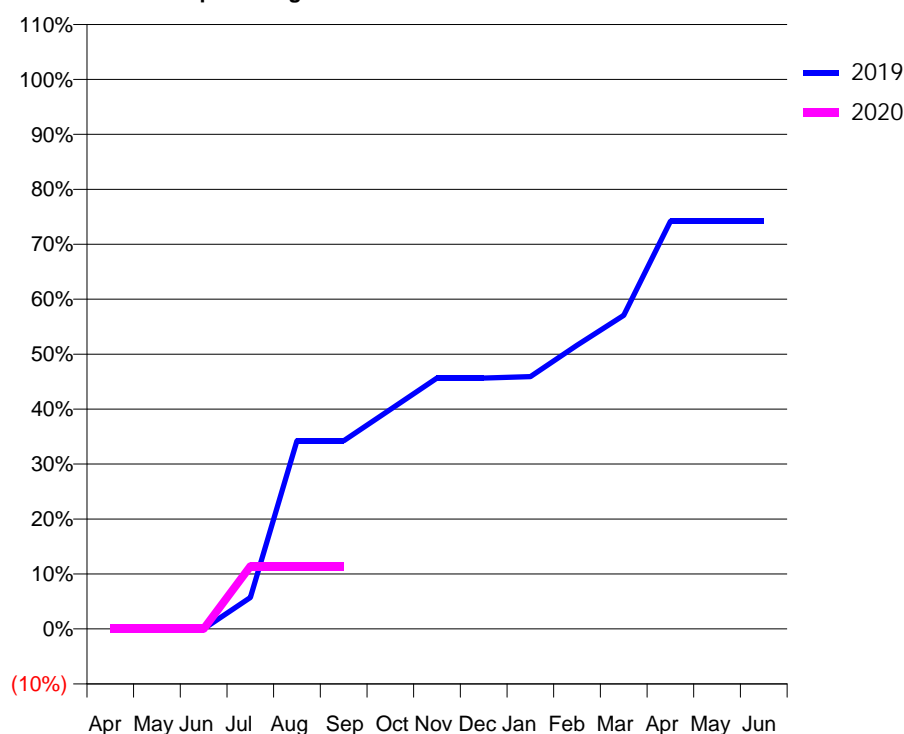
Q70 - Vital Signs Orthodontic At a Glance Contract Report for 215066/0001 - September 2019

| | | | |
|----------------------|-------------------------|---------------------------------------------|------------|
| Name or company name | Heritage Dental Health | 19/20 Contracted general activity (UDA) | 1,000 |
| Contract type name | GDS Contract | Carry forward general activity (UDA) | 0 |
| Purpose of contract | General and Orthodontic | 19/20 Contracted orthodontic activity (UOA) | 368 |
| Contract start date | 01/04/2006 | Carry forward orthodontic activity (UOA) | 0 |
| Contract end date | | Baseline contract value | £52,013.63 |

| ACCESS | Contract | England and Wales |
|----------------------------------------------|----------|-------------------|
| 24 month ratio of assessments to patient IDs | 1.09 | 1.07 |

| ACTIVITY | Contract |
|-------------------------------------------------------------------------------------------|----------|
| Contract assess and fit appliances (case starts) as a percentage of Area Team case starts | 0.1 % |

Cumulative percentage of contracted UOA delivered 2019 & 2020



| Month | Adjusted Scheduled Activity (UOA) | | |
|-----------|-----------------------------------|------|------|
| | 2018 | 2019 | 2020 |
| April | 0 | 0 | 0 |
| May | 0 | 0 | 0 |
| June | 42 | 0 | 0 |
| July | 42 | 21 | 42 |
| August | 63 | 126 | 42 |
| September | 127 | 126 | 42 |
| October | 169 | 147 | |
| November | 169 | 168 | |
| December | 169 | 168 | |
| January | 190 | 169 | |
| February | 190 | 190 | |
| March | 232 | 210 | |
| April | 253 | 273 | |
| May | 253 | 273 | |
| June | 253 | 273 | |

QUANTITY METRICS (rolling 12 month period)

| | Contract Quantity | Contract Base Number | Contract * | Area Team | Region | England |
|----------------------------------------------------------------------------------|-------------------|----------------------|------------|-----------|--------|---------|
| % of all assessments that were assess and fit appliances (case starts) | 11 | 12 | 91.7% | 53.8% | 55.8% | 57.9% |
| % of all assessments that were assess and refuse | 1 | 12 | 8.3% | 17.4% | 12.8% | 12.4% |
| % of all assessments that were assess and review | 0 | 12 | 0.0% | 28.8% | 31.4% | 29.7% |
| % of case starts with a reported IOTN of 3 and Aesthetic Component of 5 or below | 0 | 11 | N/A | 0.4% | 0.1% | 0.1% |
| % of case starts with a reported IOTN of 3 and Aesthetic Component of 6 or above | 2 | 11 | 18.2% | 3.4% | 3.0% | 4.0% |
| % of case starts with a reported IOTN of 4 | 6 | 11 | 54.5% | 74.3% | 78.1% | 78.0% |
| % of case starts with a reported IOTN of 5 | 1 | 11 | 9.1% | 18.1% | 17.0% | 16.6% |
| % of concluded courses in receipt of dual-arch fixed appliances | 0 | 12 | N/A | 75.6% | 73.2% | 74.0% |
| % of concluded courses where treatment was abandoned or discontinued | 1 | 12 | 8.3% | 7.1% | 7.5% | 8.5% |
| % of patients satisfied with the treatment they have received | 0 | 0 | N/A | 96.2% | 97.5% | 95.5% |

* Figures in italics indicate that the base number is less than 100.

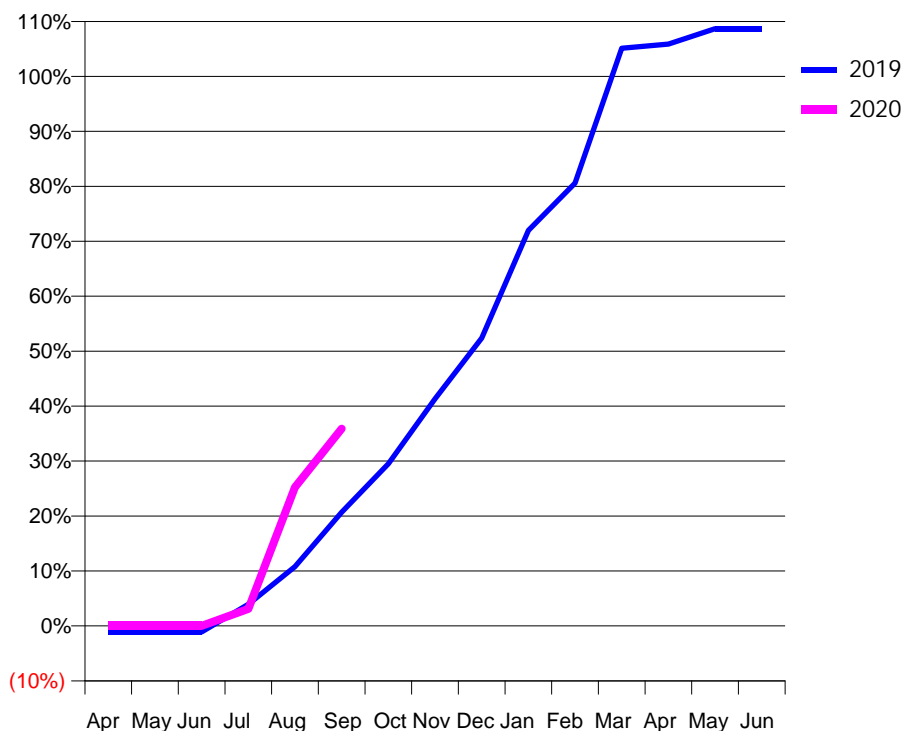
Q70 - Vital Signs Orthodontic At a Glance Contract Report for 254169/0002 - September 2019

| | | | |
|----------------------|-------------------------|---------------------------------------------|-------------|
| Name or company name | MR V KONTOGIANNIS | 19/20 Contracted general activity (UDA) | 0 |
| Contract type name | PDS Contract | Carry forward general activity (UDA) | 0 |
| Purpose of contract | General and Orthodontic | 19/20 Contracted orthodontic activity (UOA) | 3,869 |
| Contract start date | 01/04/2006 | Carry forward orthodontic activity (UOA) | 0 |
| Contract end date | 31/03/2026 | Baseline contract value | £264,863.80 |

| ACCESS | Contract | England and Wales |
|----------------------------------------------|----------|-------------------|
| 24 month ratio of assessments to patient IDs | 1.04 | 1.07 |

| ACTIVITY | Contract |
|-------------------------------------------------------------------------------------------|----------|
| Contract assess and fit appliances (case starts) as a percentage of Area Team case starts | 2.5 % |

Cumulative percentage of contracted UOA delivered 2019 & 2020



| Month | Adjusted Scheduled Activity (UOA) | | |
|-----------|-----------------------------------|-------|-------|
| | 2018 | 2019 | 2020 |
| April | 0 | -43 | 0 |
| May | 0 | -43 | 0 |
| June | 27 | -43 | 0 |
| July | 466 | 153 | 121 |
| August | 808 | 417 | 976 |
| September | 1,053 | 800 | 1,389 |
| October | 1,381 | 1,142 | |
| November | 1,803 | 1,598 | |
| December | 1,981 | 2,027 | |
| January | 2,243 | 2,784 | |
| February | 2,634 | 3,118 | |
| March | 2,949 | 4,067 | |
| April | 3,550 | 4,096 | |
| May | 3,740 | 4,204 | |
| June | 3,826 | 4,205 | |

QUANTITY METRICS (rolling 12 month period)

| | Contract Quantity | Contract Base Number | Contract * | Area Team | Region | England |
|----------------------------------------------------------------------------------|-------------------|----------------------|------------|-----------|--------|---------|
| % of all assessments that were assess and fit appliances (case starts) | 215 | 517 | 41.6% | 53.8% | 55.8% | 57.9% |
| % of all assessments that were assess and refuse | 138 | 517 | 26.7% | 17.4% | 12.8% | 12.4% |
| % of all assessments that were assess and review | 164 | 517 | 31.7% | 28.8% | 31.4% | 29.7% |
| % of case starts with a reported IOTN of 3 and Aesthetic Component of 5 or below | 0 | 215 | N/A | 0.4% | 0.1% | 0.1% |
| % of case starts with a reported IOTN of 3 and Aesthetic Component of 6 or above | 8 | 215 | 3.7% | 3.4% | 3.0% | 4.0% |
| % of case starts with a reported IOTN of 4 | 167 | 215 | 77.7% | 74.3% | 78.1% | 78.0% |
| % of case starts with a reported IOTN of 5 | 37 | 215 | 17.2% | 18.1% | 17.0% | 16.6 % |
| % of concluded courses in receipt of dual-arch fixed appliances | 0 | 164 | N/A | 75.6% | 73.2% | 74.0% |
| % of concluded courses where treatment was abandoned or discontinued | 16 | 164 | 9.8% | 7.1% | 7.5% | 8.5% |
| % of patients satisfied with the treatment they have received | 0 | 0 | N/A | 96.2% | 97.5% | 95.5% |

* Figures in italics indicate that the base number is less than 100.

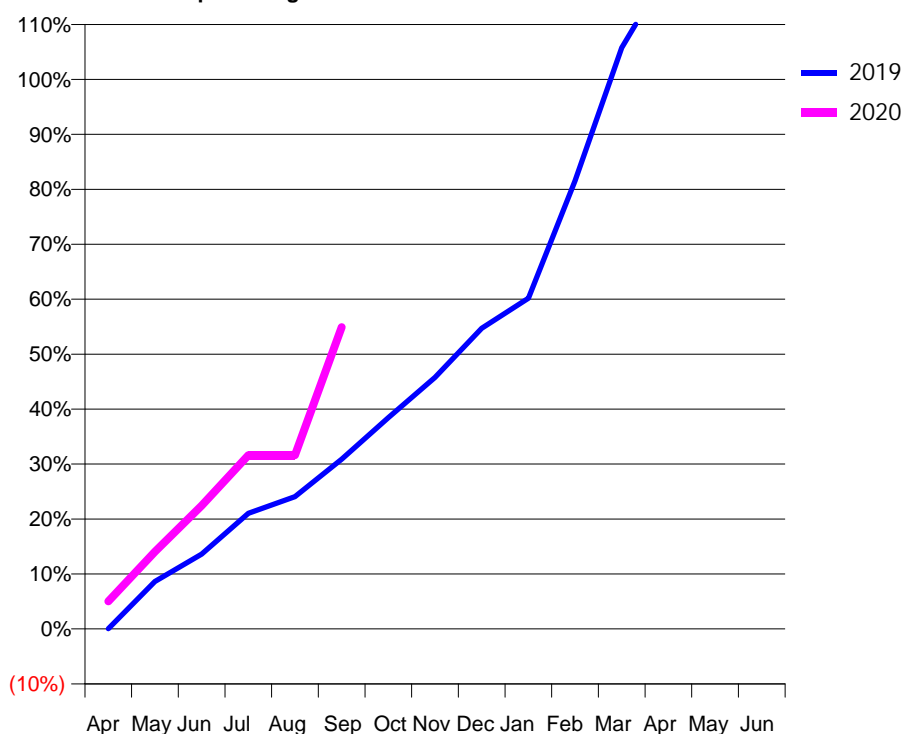
Q70 - Vital Signs Orthodontic At a Glance Contract Report for 338389/0001 - September 2019

| | | | |
|----------------------|-------------------------|---------------------------------------------|-------------|
| Name or company name | MR TA HARTRIDGE | 19/20 Contracted general activity (UDA) | 0 |
| Contract type name | PDS Contract | Carry forward general activity (UDA) | 0 |
| Purpose of contract | General and Orthodontic | 19/20 Contracted orthodontic activity (UOA) | 7,915 |
| Contract start date | 01/04/2006 | Carry forward orthodontic activity (UOA) | 0 |
| Contract end date | 31/03/2026 | Baseline contract value | £531,265.59 |

| ACCESS | Contract | England and Wales |
|----------------------------------------------|----------|-------------------|
| 24 month ratio of assessments to patient IDs | 1.06 | 1.07 |

| ACTIVITY | Contract |
|-------------------------------------------------------------------------------------------|----------|
| Contract assess and fit appliances (case starts) as a percentage of Area Team case starts | 6.0 % |

Cumulative percentage of contracted UOA delivered 2019 & 2020



| Month | Adjusted Scheduled Activity (UOA) | | |
|-----------|-----------------------------------|-------|-------|
| | 2018 | 2019 | 2020 |
| April | 0 | 2 | 398 |
| May | 344 | 684 | 1,113 |
| June | 808 | 1,078 | 1,776 |
| July | 1,018 | 1,667 | 2,501 |
| August | 1,714 | 1,907 | 2,501 |
| September | 2,431 | 2,445 | 4,345 |
| October | 2,767 | 3,044 | |
| November | 4,635 | 3,624 | |
| December | 5,609 | 4,330 | |
| January | 6,042 | 4,762 | |
| February | 6,515 | 6,453 | |
| March | 8,930 | 8,370 | |
| April | 9,486 | 9,501 | |
| May | 9,486 | 9,502 | |
| June | 9,486 | 9,502 | |

QUANTITY METRICS (rolling 12 month period)

| | Contract Quantity | Contract Base Number | Contract * | Area Team | Region | England |
|----------------------------------------------------------------------------------|-------------------|----------------------|------------|-----------|--------|---------|
| % of all assessments that were assess and fit appliances (case starts) | 516 | 1,074 | 48.0% | 53.8% | 55.8% | 57.9% |
| % of all assessments that were assess and refuse | 146 | 1,074 | 13.6% | 17.4% | 12.8% | 12.4% |
| % of all assessments that were assess and review | 412 | 1,074 | 38.4% | 28.8% | 31.4% | 29.7% |
| % of case starts with a reported IOTN of 3 and Aesthetic Component of 5 or below | 1 | 516 | 0.2% | 0.4% | 0.1% | 0.1% |
| % of case starts with a reported IOTN of 3 and Aesthetic Component of 6 or above | 25 | 516 | 4.8% | 3.4% | 3.0% | 4.0% |
| % of case starts with a reported IOTN of 4 | 396 | 516 | 76.7% | 74.3% | 78.1% | 78.0% |
| % of case starts with a reported IOTN of 5 | 91 | 516 | 17.6% | 18.1% | 17.0% | 16.6% |
| % of concluded courses in receipt of dual-arch fixed appliances | 296 | 324 | 91.4% | 75.6% | 73.2% | 74.0% |
| % of concluded courses where treatment was abandoned or discontinued | 19 | 324 | 5.9% | 7.1% | 7.5% | 8.5% |
| % of patients satisfied with the treatment they have received | 1 | 1 | 100.0% | 96.2% | 97.5% | 95.5% |

* Figures in italics indicate that the base number is less than 100.

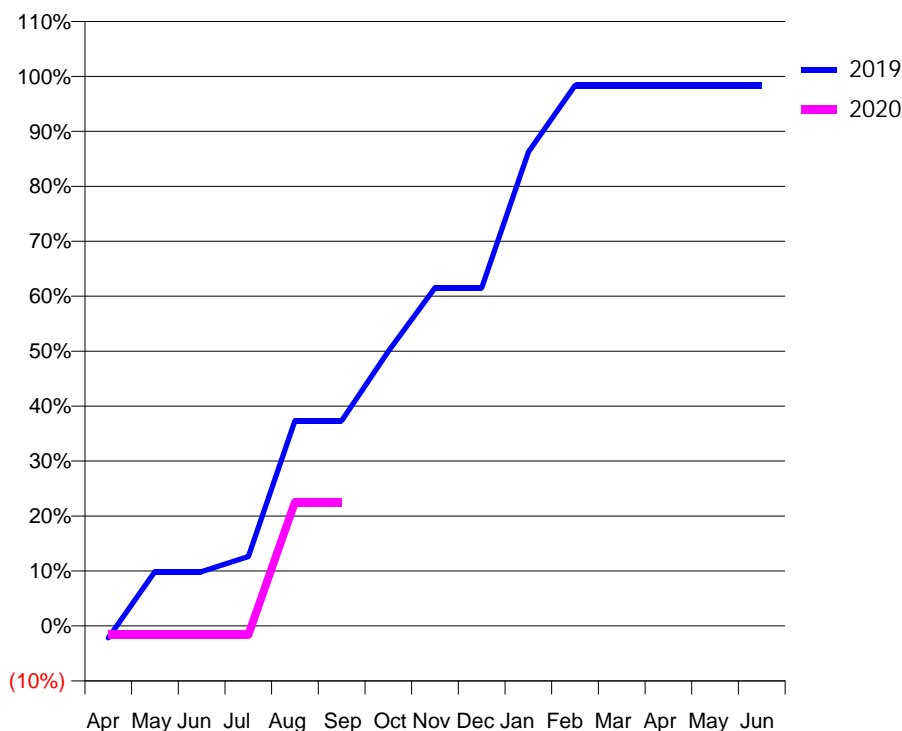
Q70 - Vital Signs Orthodontic At a Glance Contract Report for 567485/0002 - September 2019

| | | | |
|----------------------|-------------------------|---------------------------------------------|------------|
| Name or company name | MR PT JONES | 19/20 Contracted general activity (UDA) | 800 |
| Contract type name | GDS Contract | Carry forward general activity (UDA) | 0 |
| Purpose of contract | General and Orthodontic | 19/20 Contracted orthodontic activity (UOA) | 182 |
| Contract start date | 01/04/2006 | Carry forward orthodontic activity (UOA) | 3 |
| Contract end date | | Baseline contract value | £38,055.82 |

| ACCESS | Contract | England and Wales |
|----------------------------------------------|----------|-------------------|
| 24 month ratio of assessments to patient IDs | 1.06 | 1.07 |

| ACTIVITY | Contract |
|-------------------------------------------------------------------------------------------|----------|
| Contract assess and fit appliances (case starts) as a percentage of Area Team case starts | 0.1 % |

Cumulative percentage of contracted UOA delivered 2019 & 2020



| Month | Adjusted Scheduled Activity (UOA) | | |
|-----------|-----------------------------------|------|------|
| | 2018 | 2019 | 2020 |
| April | 0 | -4 | -3 |
| May | 23 | 18 | -3 |
| June | 26 | 18 | -3 |
| July | 26 | 23 | -3 |
| August | 52 | 68 | 41 |
| September | 54 | 68 | 41 |
| October | 54 | 91 | |
| November | 81 | 112 | |
| December | 103 | 112 | |
| January | 103 | 157 | |
| February | 129 | 179 | |
| March | 174 | 179 | |
| April | 178 | 179 | |
| May | 178 | 179 | |
| June | 178 | 179 | |

QUANTITY METRICS (rolling 12 month period)

| | Contract Quantity | Contract Base Number | Contract * | Area Team | Region | England |
|----------------------------------------------------------------------------------|-------------------|----------------------|------------|-----------|--------|---------|
| % of all assessments that were assess and fit appliances (case starts) | 7 | 15 | 46.7% | 53.8% | 55.8% | 57.9% |
| % of all assessments that were assess and refuse | 0 | 15 | 0.0% | 17.4% | 12.8% | 12.4% |
| % of all assessments that were assess and review | 8 | 15 | 53.3% | 28.8% | 31.4% | 29.7% |
| % of case starts with a reported IOTN of 3 and Aesthetic Component of 5 or below | 0 | 7 | N/A | 0.4% | 0.1% | 0.1% |
| % of case starts with a reported IOTN of 3 and Aesthetic Component of 6 or above | 2 | 7 | 28.6% | 3.4% | 3.0% | 4.0% |
| % of case starts with a reported IOTN of 4 | 1 | 7 | 14.3% | 74.3% | 78.1% | 78.0% |
| % of case starts with a reported IOTN of 5 | 4 | 7 | 57.1% | 18.1% | 17.0% | 16.6% |
| % of concluded courses in receipt of dual-arch fixed appliances | 0 | 7 | N/A | 75.6% | 73.2% | 74.0% |
| % of concluded courses where treatment was abandoned or discontinued | 0 | 7 | 0.0% | 7.1% | 7.5% | 8.5% |
| % of patients satisfied with the treatment they have received | 0 | 0 | N/A | 96.2% | 97.5% | 95.5% |

* Figures in italics indicate that the base number is less than 100.

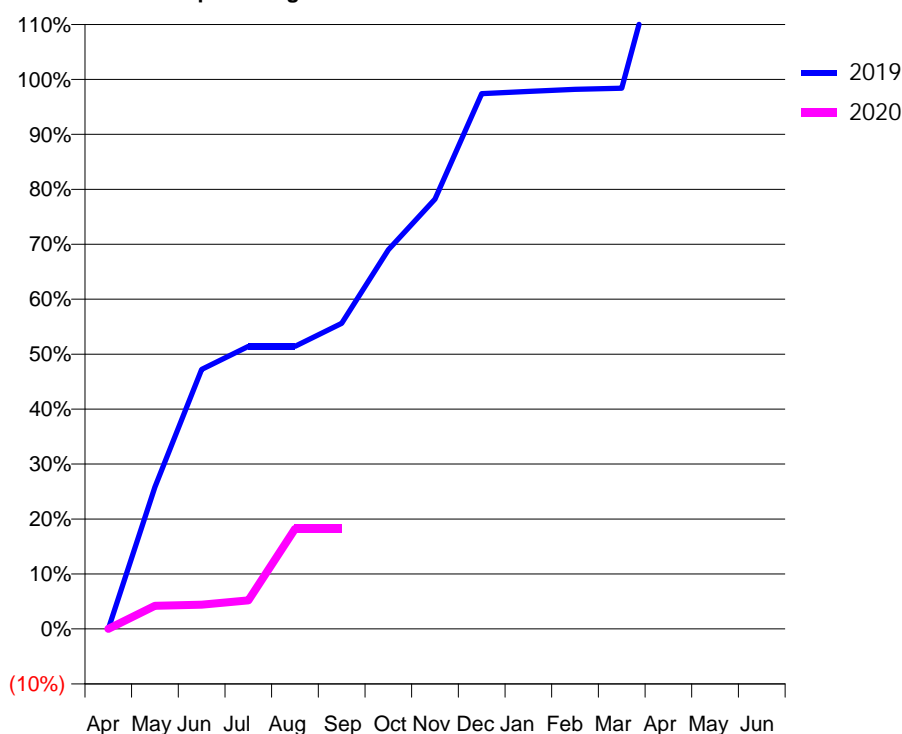
Q70 - Vital Signs Orthodontic At a Glance Contract Report for 574074/0001 - September 2019

| | | | |
|----------------------|-------------------------|---------------------------------------------|-------------|
| Name or company name | Mr N Jones | 19/20 Contracted general activity (UDA) | 13,816 |
| Contract type name | GDS Contract | Carry forward general activity (UDA) | 0 |
| Purpose of contract | General and Orthodontic | 19/20 Contracted orthodontic activity (UOA) | 500 |
| Contract start date | 01/04/2006 | Carry forward orthodontic activity (UOA) | 0 |
| Contract end date | | Baseline contract value | £447,841.44 |

| ACCESS | Contract | England and Wales |
|----------------------------------------------|----------|-------------------|
| 24 month ratio of assessments to patient IDs | 1.11 | 1.07 |

| ACTIVITY | Contract |
|-------------------------------------------------------------------------------------------|----------|
| Contract assess and fit appliances (case starts) as a percentage of Area Team case starts | 0.3 % |

Cumulative percentage of contracted UOA delivered 2019 & 2020



| Month | Adjusted Scheduled Activity (UOA) | | |
|-----------|-----------------------------------|------|------|
| | 2018 | 2019 | 2020 |
| April | 0 | 0 | 0 |
| May | 26 | 129 | 21 |
| June | 26 | 236 | 22 |
| July | 47 | 257 | 26 |
| August | 49 | 257 | 91 |
| September | 72 | 278 | 91 |
| October | 156 | 345 | |
| November | 332 | 391 | |
| December | 442 | 487 | |
| January | 442 | 489 | |
| February | 570 | 491 | |
| March | 596 | 492 | |
| April | 596 | 648 | |
| May | 597 | 648 | |
| June | 597 | 648 | |

QUANTITY METRICS (rolling 12 month period)

| | Contract Quantity | Contract Base Number | Contract * | Area Team | Region | England |
|----------------------------------------------------------------------------------|-------------------|----------------------|------------|-----------|--------|---------|
| % of all assessments that were assess and fit appliances (case starts) | 26 | 63 | 41.3% | 53.8% | 55.8% | 57.9% |
| % of all assessments that were assess and refuse | 6 | 63 | 9.5% | 17.4% | 12.8% | 12.4% |
| % of all assessments that were assess and review | 31 | 63 | 49.2% | 28.8% | 31.4% | 29.7% |
| % of case starts with a reported IOTN of 3 and Aesthetic Component of 5 or below | 0 | 26 | <i>N/A</i> | 0.4% | 0.1% | 0.1% |
| % of case starts with a reported IOTN of 3 and Aesthetic Component of 6 or above | 2 | 26 | 7.7% | 3.4% | 3.0% | 4.0% |
| % of case starts with a reported IOTN of 4 | 18 | 26 | 69.2% | 74.3% | 78.1% | 78.0% |
| % of case starts with a reported IOTN of 5 | 6 | 26 | 23.1% | 18.1% | 17.0% | 16.6 % |
| % of concluded courses in receipt of dual-arch fixed appliances | 26 | 34 | 76.5% | 75.6% | 73.2% | 74.0% |
| % of concluded courses where treatment was abandoned or discontinued | 5 | 34 | 14.7% | 7.1% | 7.5% | 8.5% |
| % of patients satisfied with the treatment they have received | 0 | 0 | <i>N/A</i> | 96.2% | 97.5% | 95.5% |

* Figures in italics indicate that the base number is less than 100.

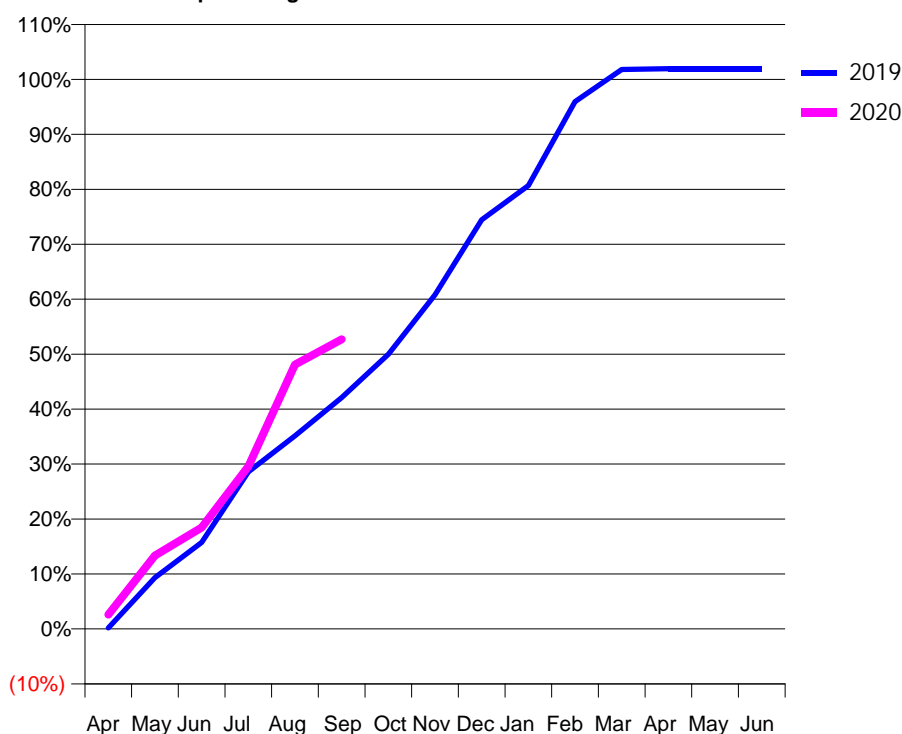
Q70 - Vital Signs Orthodontic At a Glance Contract Report for 745383/0001 - September 2019

| | | | |
|----------------------|-------------------------|---------------------------------------------|-------------|
| Name or company name | MR DJ GALE | 19/20 Contracted general activity (UDA) | 0 |
| Contract type name | PDS Contract | Carry forward general activity (UDA) | 0 |
| Purpose of contract | General and Orthodontic | 19/20 Contracted orthodontic activity (UOA) | 7,045 |
| Contract start date | 01/04/2006 | Carry forward orthodontic activity (UOA) | 0 |
| Contract end date | 31/03/2026 | Baseline contract value | £472,847.14 |

| ACCESS | Contract | England and Wales |
|----------------------------------------------|----------|-------------------|
| 24 month ratio of assessments to patient IDs | 1.04 | 1.07 |

| ACTIVITY | Contract |
|-------------------------------------------------------------------------------------------|----------|
| Contract assess and fit appliances (case starts) as a percentage of Area Team case starts | 4.2 % |

Cumulative percentage of contracted UOA delivered 2019 & 2020



| Month | Adjusted Scheduled Activity (UOA) | | |
|-----------|-----------------------------------|-------|-------|
| | 2018 | 2019 | 2020 |
| April | 314 | 13 | 183 |
| May | 896 | 658 | 942 |
| June | 1,636 | 1,108 | 1,301 |
| July | 2,485 | 2,014 | 2,084 |
| August | 3,307 | 2,477 | 3,387 |
| September | 4,093 | 2,966 | 3,712 |
| October | 4,806 | 3,522 | |
| November | 5,730 | 4,283 | |
| December | 6,364 | 5,246 | |
| January | 6,615 | 5,684 | |
| February | 7,648 | 6,759 | |
| March | 8,405 | 7,171 | |
| April | 8,634 | 7,180 | |
| May | 8,634 | 7,180 | |
| June | 8,634 | 7,180 | |

QUANTITY METRICS (rolling 12 month period)

| | Contract Quantity | Contract Base Number | Contract * | Area Team | Region | England |
|----------------------------------------------------------------------------------|-------------------|----------------------|------------|-----------|--------|---------|
| % of all assessments that were assess and fit appliances (case starts) | 361 | 719 | 50.2% | 53.8% | 55.8% | 57.9% |
| % of all assessments that were assess and refuse | 194 | 719 | 27.0% | 17.4% | 12.8% | 12.4% |
| % of all assessments that were assess and review | 164 | 719 | 22.8% | 28.8% | 31.4% | 29.7% |
| % of case starts with a reported IOTN of 3 and Aesthetic Component of 5 or below | 1 | 361 | 0.3% | 0.4% | 0.1% | 0.1% |
| % of case starts with a reported IOTN of 3 and Aesthetic Component of 6 or above | 0 | 361 | N/A | 3.4% | 3.0% | 4.0% |
| % of case starts with a reported IOTN of 4 | 305 | 361 | 84.5% | 74.3% | 78.1% | 78.0% |
| % of case starts with a reported IOTN of 5 | 52 | 361 | 14.4% | 18.1% | 17.0% | 16.6 % |
| % of concluded courses in receipt of dual-arch fixed appliances | 394 | 406 | 97.0% | 75.6% | 73.2% | 74.0% |
| % of concluded courses where treatment was abandoned or discontinued | 11 | 406 | 2.7% | 7.1% | 7.5% | 8.5% |
| % of patients satisfied with the treatment they have received | 3 | 3 | 100.0% | 96.2% | 97.5% | 95.5% |

* Figures in italics indicate that the base number is less than 100.

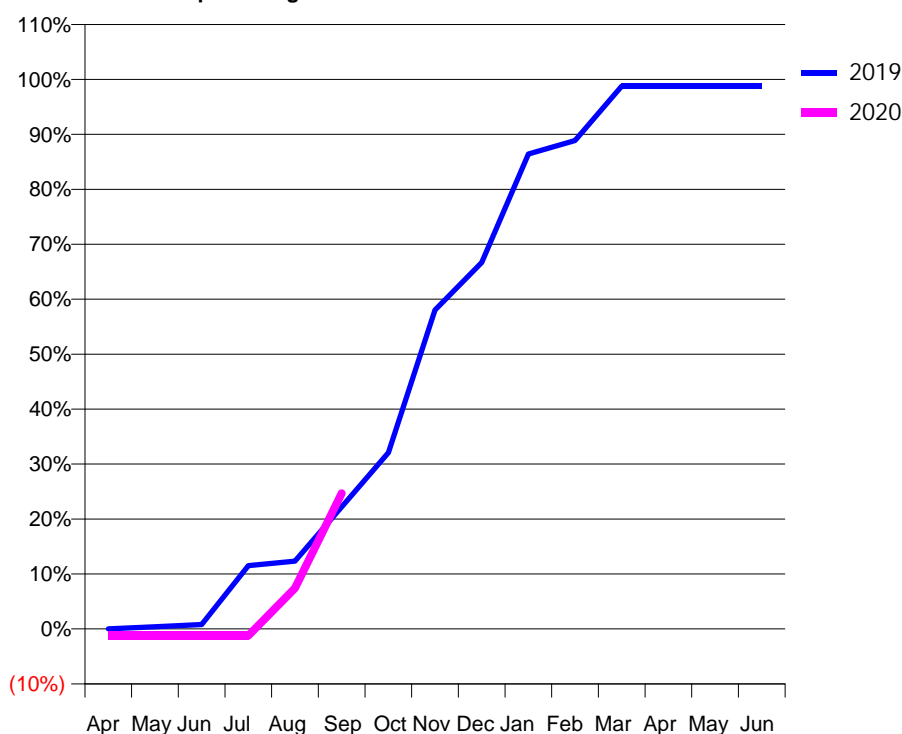
Q70 - Vital Signs Orthodontic At a Glance Contract Report for 820563/0001 - September 2019

| | | | |
|----------------------|-------------------------|---------------------------------------------|------------|
| Name or company name | MR MJ COLE | 19/20 Contracted general activity (UDA) | 1,870 |
| Contract type name | GDS Contract | Carry forward general activity (UDA) | 0 |
| Purpose of contract | General and Orthodontic | 19/20 Contracted orthodontic activity (UOA) | 243 |
| Contract start date | 01/04/2006 | Carry forward orthodontic activity (UOA) | 3 |
| Contract end date | | Baseline contract value | £65,919.48 |

| ACCESS | Contract | England and Wales |
|----------------------------------------------|----------|-------------------|
| 24 month ratio of assessments to patient IDs | 1.09 | 1.07 |

| ACTIVITY | Contract |
|-------------------------------------------------------------------------------------------|----------|
| Contract assess and fit appliances (case starts) as a percentage of Area Team case starts | 0.1 % |

Cumulative percentage of contracted UOA delivered 2019 & 2020



| Month | Adjusted Scheduled Activity (UOA) | | |
|-----------|-----------------------------------|------|------|
| | 2018 | 2019 | 2020 |
| April | 0 | 0 | -3 |
| May | 1 | 1 | -3 |
| June | 2 | 2 | -3 |
| July | 88 | 28 | -3 |
| August | 90 | 30 | 18 |
| September | 133 | 54 | 60 |
| October | 133 | 78 | |
| November | 134 | 141 | |
| December | 136 | 162 | |
| January | 202 | 210 | |
| February | 202 | 216 | |
| March | 223 | 240 | |
| April | 244 | 240 | |
| May | 244 | 240 | |
| June | 244 | 240 | |

QUANTITY METRICS (rolling 12 month period)

| | Contract Quantity | Contract Base Number | Contract * | Area Team | Region | England |
|----------------------------------------------------------------------------------|-------------------|----------------------|------------|-----------|--------|---------|
| % of all assessments that were assess and fit appliances (case starts) | 12 | 26 | 46.2% | 53.8% | 55.8% | 57.9% |
| % of all assessments that were assess and refuse | 2 | 26 | 7.7% | 17.4% | 12.8% | 12.4% |
| % of all assessments that were assess and review | 12 | 26 | 46.2% | 28.8% | 31.4% | 29.7% |
| % of case starts with a reported IOTN of 3 and Aesthetic Component of 5 or below | 0 | 12 | <i>N/A</i> | 0.4% | 0.1% | 0.1% |
| % of case starts with a reported IOTN of 3 and Aesthetic Component of 6 or above | 3 | 12 | 25.0% | 3.4% | 3.0% | 4.0% |
| % of case starts with a reported IOTN of 4 | 8 | 12 | 66.7% | 74.3% | 78.1% | 78.0% |
| % of case starts with a reported IOTN of 5 | 1 | 12 | 8.3% | 18.1% | 17.0% | 16.6% |
| % of concluded courses in receipt of dual-arch fixed appliances | 0 | 11 | <i>N/A</i> | 75.6% | 73.2% | 74.0% |
| % of concluded courses where treatment was abandoned or discontinued | 0 | 11 | 0.0% | 7.1% | 7.5% | 8.5% |
| % of patients satisfied with the treatment they have received | 0 | 0 | <i>N/A</i> | 96.2% | 97.5% | 95.5% |

* Figures in italics indicate that the base number is less than 100.

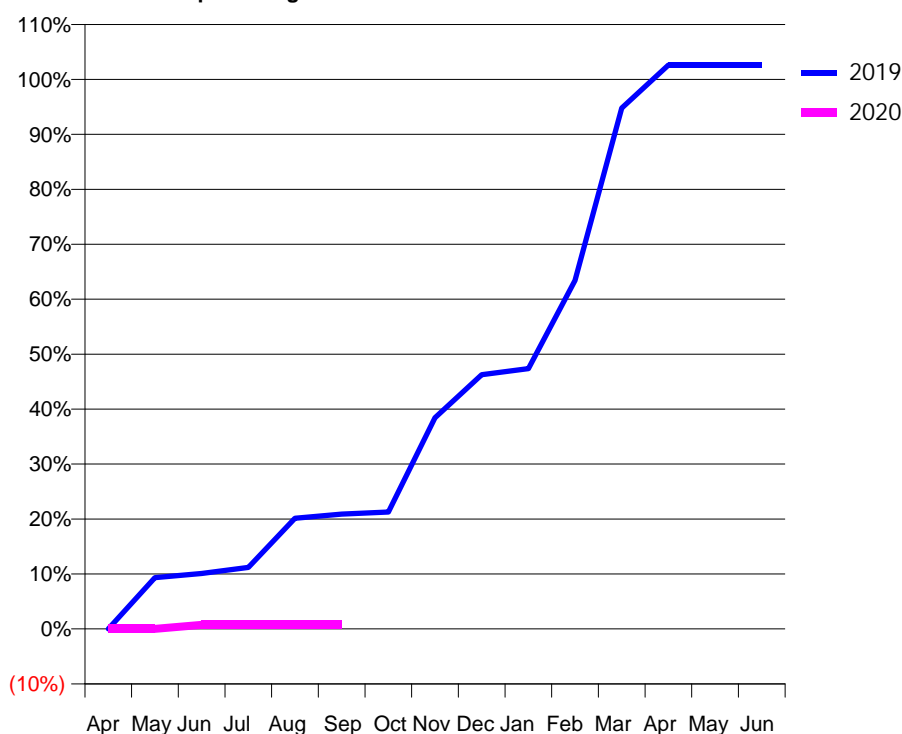
Q70 - Vital Signs Orthodontic At a Glance Contract Report for 915394/0001 - September 2019

| | | | |
|----------------------|---------------------------|---------------------------------------------|------------|
| Name or company name | Linden Avenue Partnership | 19/20 Contracted general activity (UDA) | 2,800 |
| Contract type name | GDS Contract | Carry forward general activity (UDA) | 0 |
| Purpose of contract | General and Orthodontic | 19/20 Contracted orthodontic activity (UOA) | 268 |
| Contract start date | 01/04/2006 | Carry forward orthodontic activity (UOA) | 0 |
| Contract end date | | Baseline contract value | £91,334.35 |

| ACCESS | Contract | England and Wales |
|----------------------------------------------|----------|-------------------|
| 24 month ratio of assessments to patient IDs | 1.04 | 1.07 |

| ACTIVITY | Contract |
|-------------------------------------------------------------------------------------------|----------|
| Contract assess and fit appliances (case starts) as a percentage of Area Team case starts | 0.1 % |

Cumulative percentage of contracted UOA delivered 2019 & 2020



| Month | Adjusted Scheduled Activity (UOA) | | |
|-----------|-----------------------------------|------|------|
| | 2018 | 2019 | 2020 |
| April | 3 | 0 | 0 |
| May | 3 | 25 | 0 |
| June | 3 | 27 | 2 |
| July | 3 | 30 | 2 |
| August | 29 | 54 | 2 |
| September | 31 | 56 | 2 |
| October | 75 | 57 | |
| November | 118 | 103 | |
| December | 119 | 124 | |
| January | 120 | 127 | |
| February | 142 | 170 | |
| March | 269 | 254 | |
| April | 269 | 275 | |
| May | 269 | 275 | |
| June | 269 | 275 | |

QUANTITY METRICS (rolling 12 month period)

| | Contract Quantity | Contract Base Number | Contract * | Area Team | Region | England |
|----------------------------------------------------------------------------------|-------------------|----------------------|------------|-----------|--------|---------|
| % of all assessments that were assess and fit appliances (case starts) | 10 | 21 | 47.6% | 53.8% | 55.8% | 57.9% |
| % of all assessments that were assess and refuse | 5 | 21 | 23.8% | 17.4% | 12.8% | 12.4% |
| % of all assessments that were assess and review | 6 | 21 | 28.6% | 28.8% | 31.4% | 29.7% |
| % of case starts with a reported IOTN of 3 and Aesthetic Component of 5 or below | 0 | 10 | <i>N/A</i> | 0.4% | 0.1% | 0.1% |
| % of case starts with a reported IOTN of 3 and Aesthetic Component of 6 or above | 0 | 10 | <i>N/A</i> | 3.4% | 3.0% | 4.0% |
| % of case starts with a reported IOTN of 4 | 8 | 10 | 80.0% | 74.3% | 78.1% | 78.0% |
| % of case starts with a reported IOTN of 5 | 2 | 10 | 20.0% | 18.1% | 17.0% | 16.6 % |
| % of concluded courses in receipt of dual-arch fixed appliances | 0 | 8 | <i>N/A</i> | 75.6% | 73.2% | 74.0% |
| % of concluded courses where treatment was abandoned or discontinued | 0 | 8 | 0.0% | 7.1% | 7.5% | 8.5% |
| % of patients satisfied with the treatment they have received | 0 | 0 | <i>N/A</i> | 96.2% | 97.5% | 95.5% |

* Figures in italics indicate that the base number is less than 100.

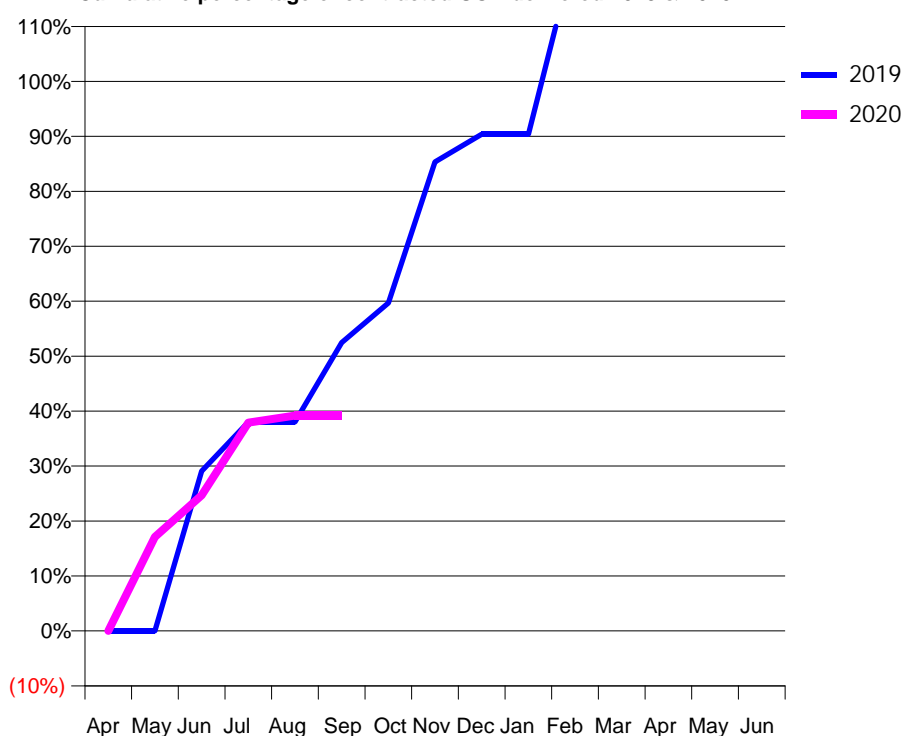
Q70 - Vital Signs Orthodontic At a Glance Contract Report for 939900/0001 - September 2019

| | | | |
|----------------------|-------------------------|---------------------------------------------|-------------|
| Name or company name | MRS KM ROWLAND | 19/20 Contracted general activity (UDA) | 0 |
| Contract type name | GDS Contract | Carry forward general activity (UDA) | 0 |
| Purpose of contract | General and Orthodontic | 19/20 Contracted orthodontic activity (UOA) | 3,349 |
| Contract start date | 01/04/2006 | Carry forward orthodontic activity (UOA) | 0 |
| Contract end date | | Baseline contract value | £234,718.82 |

| ACCESS | Contract | England and Wales |
|----------------------------------------------|----------|-------------------|
| 24 month ratio of assessments to patient IDs | 1.03 | 1.07 |

| ACTIVITY | Contract |
|-------------------------------------------------------------------------------------------|----------|
| Contract assess and fit appliances (case starts) as a percentage of Area Team case starts | 2.1 % |

Cumulative percentage of contracted UOA delivered 2019 & 2020



| Month | Adjusted Scheduled Activity (UOA) | | |
|-----------|-----------------------------------|-------|-------|
| | 2018 | 2019 | 2020 |
| April | 22 | 0 | 0 |
| May | 295 | 0 | 573 |
| June | 781 | 974 | 827 |
| July | 1,900 | 1,273 | 1,270 |
| August | 2,454 | 1,273 | 1,312 |
| September | 3,141 | 1,757 | 1,312 |
| October | 3,426 | 1,999 | |
| November | 4,139 | 2,858 | |
| December | 4,790 | 3,027 | |
| January | 5,162 | 3,027 | |
| February | 5,859 | 4,139 | |
| March | 6,660 | 4,330 | |
| April | 7,007 | 4,330 | |
| May | 7,007 | 4,478 | |
| June | 7,012 | 4,479 | |

QUANTITY METRICS (rolling 12 month period)

| | Contract Quantity | Contract Base Number | Contract * | Area Team | Region | England |
|----------------------------------------------------------------------------------|-------------------|----------------------|------------|-----------|--------|---------|
| % of all assessments that were assess and fit appliances (case starts) | 179 | 655 | 27.3% | 53.8% | 55.8% | 57.9% |
| % of all assessments that were assess and refuse | 81 | 655 | 12.4% | 17.4% | 12.8% | 12.4% |
| % of all assessments that were assess and review | 395 | 655 | 60.3% | 28.8% | 31.4% | 29.7% |
| % of case starts with a reported IOTN of 3 and Aesthetic Component of 5 or below | 0 | 179 | N/A | 0.4% | 0.1% | 0.1% |
| % of case starts with a reported IOTN of 3 and Aesthetic Component of 6 or above | 37 | 179 | 20.7% | 3.4% | 3.0% | 4.0% |
| % of case starts with a reported IOTN of 4 | 109 | 179 | 60.9% | 74.3% | 78.1% | 78.0% |
| % of case starts with a reported IOTN of 5 | 30 | 179 | 16.8% | 18.1% | 17.0% | 16.6% |
| % of concluded courses in receipt of dual-arch fixed appliances | 215 | 260 | 82.7% | 75.6% | 73.2% | 74.0% |
| % of concluded courses where treatment was abandoned or discontinued | 24 | 260 | 9.2% | 7.1% | 7.5% | 8.5% |
| % of patients satisfied with the treatment they have received | 0 | 0 | N/A | 96.2% | 97.5% | 95.5% |

* Figures in italics indicate that the base number is less than 100.