

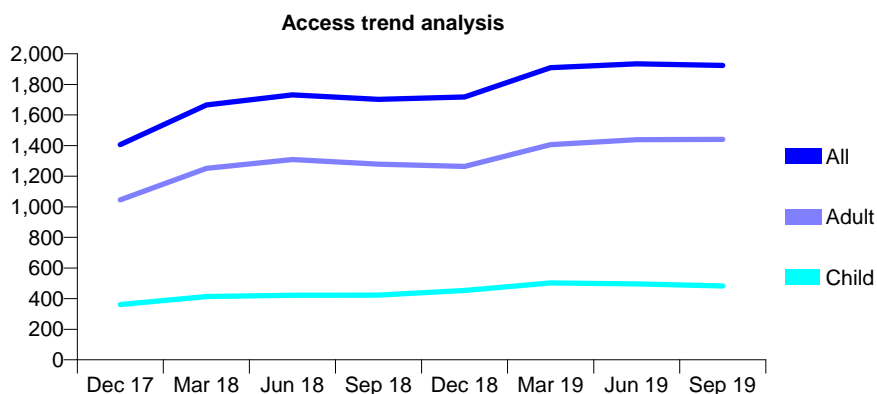
## Q49 - Vital Signs At a Glance Contract Report for 100172/0000 - September 2019

Name or company name	No.1 Victoria Terrace Ltd
Contract type name	PDS Contract
Purpose of contract	General
Contract start date	01/07/2016
Contract end date	31/03/2021

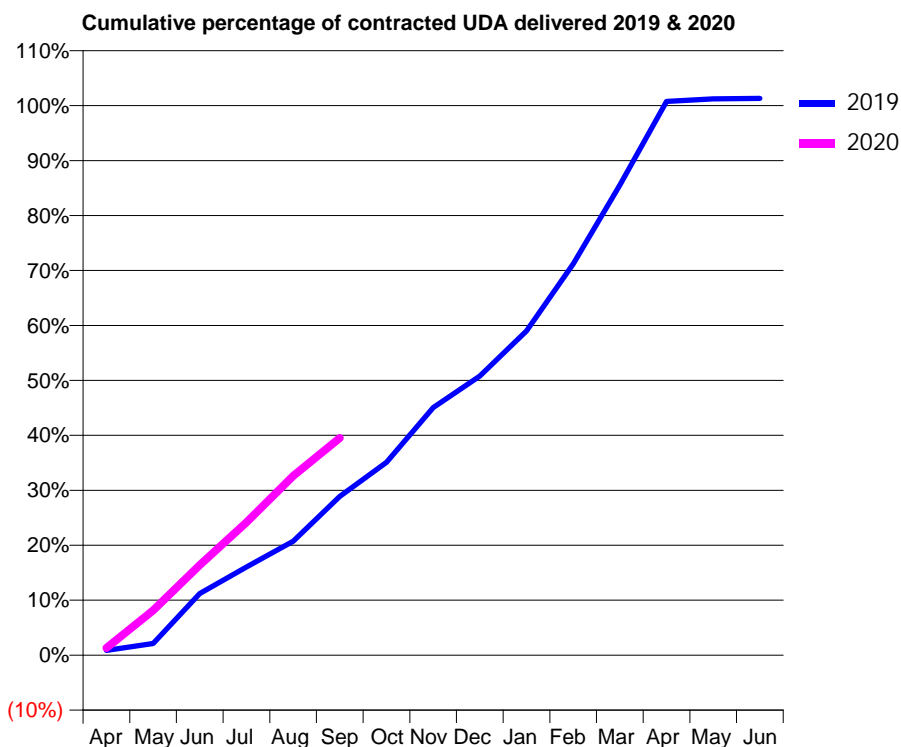
19/20 Contracted general activity (UDA)	4,640
Carry forward general activity (UDA)	-60
19/20 Contracted orthodontic activity (UOA)	0
Carry forward orthodontic activity (UOA)	0
Baseline contract value	£103,507.60

### ACCESS\*

Patients seen in 24 months	Total	Change since previous quarter
Quarter ending September 2018	1,702	
Quarter ending December 2018	1,718	→
Quarter ending March 2019	1,909	↑
Quarter ending June 2019	1,934	→
Quarter ending September 2019	1,924	→
<b>Variance since September 2018</b>	<b>13.0%</b>	<b>↑</b>



### ACTIVITY



Month	Adjusted Scheduled Activity (UDA)	
	2019	2020
April	40	60
May	99	379
June	519	761
July	745	1,121
August	962	1,514
September	1,341	1,833
October	1,629	
November	2,090	
December	2,356	
January	2,738	
February	3,304	
March	3,968	
April	4,676	
May	4,698	
June	4,701	

### QUALITY

	Quantity	Base Number	Contract	AT	Region	England
% of FP17s for the same patient ID Re-attending within 3 months - Children	16	285	5.6%	10.2%	12.1%	11.5%
% of FP17s for the same patient ID Re-attending within 3 months - Adults	97	789	12.3%	14.1%	15.6%	15.4%
% of FP17s for the same patient ID Re-attending between 3 & 9 months - Children	148	285	51.9%	58.0%	61.2%	59.7%
% of FP17s for the same patient ID Re-attending between 3 & 9 months - Adults	276	789	35.0%	53.2%	54.3%	51.7%
% of FP17s for Band 1 Urgent Courses	37	781	4.7%	8.4%	9.1%	9.2%
% of FP17s Relating to Free Repair or Replacements	19	781	2.4%	1.1%	0.9%	0.7%
% of FP17s Relating to Continuations	15	781	1.9%	1.2%	1.0%	0.8%
% of Patients satisfied with the dentistry they have received	4	4	N/A	96.2%	94.4%	93.5%
% of Patients satisfied with the time they had to wait for an appointment	4	4	N/A	91.7%	88.1%	87.4%

\* This is based on patients treated on this contract for their most recent course of treatment. Figures in italics indicate the base number of FP17s or Patient Questionnaire responses are less than 100. N/A is shown where the base number of responses is less than 10 during the period. % is calculated as Quantity/Base number\*100

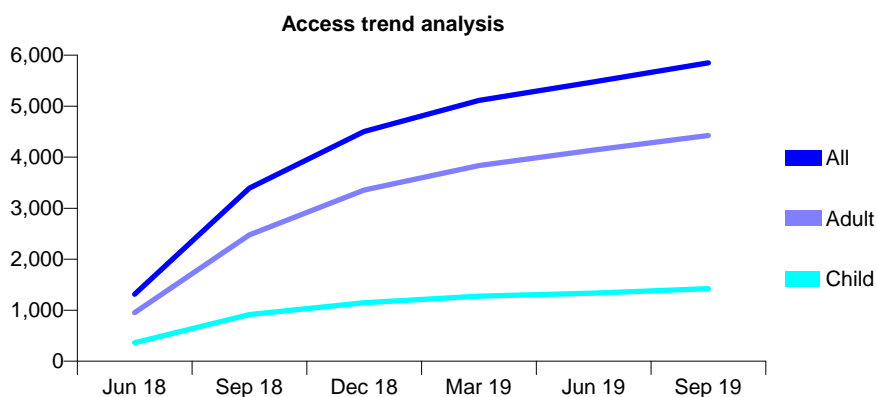
## Q49 - Vital Signs At a Glance Contract Report for 100662/0000 - September 2019

Name or company name	Genix Healthcare Ltd
Contract type name	GDS Contract
Purpose of contract	General
Contract start date	01/04/2018
Contract end date	

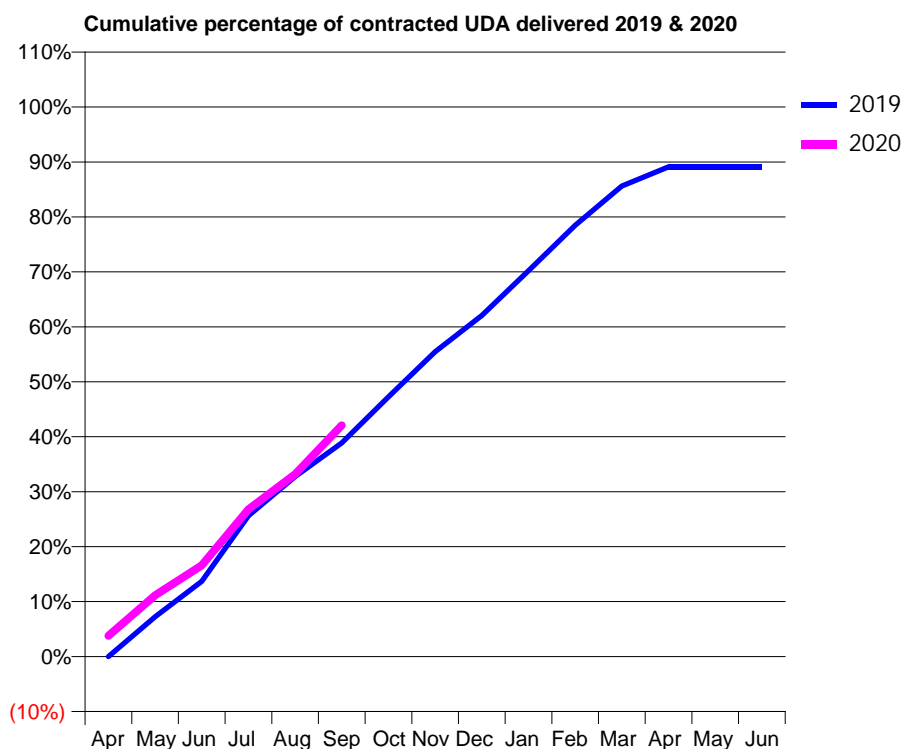
19/20 Contracted general activity (UDA)	21,849
Carry forward general activity (UDA)	0
19/20 Contracted orthodontic activity (UOA)	0
Carry forward orthodontic activity (UOA)	0
Baseline contract value	£554,777.02

### ACCESS\*

Patients seen in 24 months	Total	Change since previous quarter
Quarter ending September 2018	3,394	
Quarter ending December 2018	4,505	↑
Quarter ending March 2019	5,113	↑
Quarter ending June 2019	5,477	↑
Quarter ending September 2019	5,849	↑
<b>Variance since September 2018</b>	<b>72.3%</b>	<b>↑</b>



### ACTIVITY



Month	Adjusted Scheduled Activity (UDA)	
	2019	2020
April	0	829
May	1,583	2,437
June	2,987	3,625
July	5,604	5,849
August	7,157	7,252
September	8,495	9,198
October	10,324	
November	12,117	
December	13,561	
January	15,343	
February	17,143	
March	18,703	
April	19,474	
May	19,474	
June	19,468	

### QUALITY

	Quantity	Base Number	Contract	AT	Region	England
% of FP17s for the same patient ID Re-attending within 3 months - Children	62	1,185	5.2%	10.2%	12.1%	11.5%
% of FP17s for the same patient ID Re-attending within 3 months - Adults	308	3,323	9.3%	14.1%	15.6%	15.4%
% of FP17s for the same patient ID Re-attending between 3 & 9 months - Children	738	1,185	62.3%	58.0%	61.2%	59.7%
% of FP17s for the same patient ID Re-attending between 3 & 9 months - Adults	1,842	3,323	55.4%	53.2%	54.3%	51.7%
% of FP17s for Band 1 Urgent Courses	101	4,160	2.4%	8.4%	9.1%	9.2%
% of FP17s Relating to Free Repair or Replacements	65	4,160	1.6%	1.1%	0.9%	0.7%
% of FP17s Relating to Continuations	27	4,160	0.6%	1.2%	1.0%	0.8%
% of Patients satisfied with the dentistry they have received	0	1	N/A	96.2%	94.4%	93.5%
% of Patients satisfied with the time they had to wait for an appointment	1	1	N/A	91.7%	88.1%	87.4%

\* This is based on patients treated on this contract for their most recent course of treatment. Figures in italics indicate the base number of FP17s or Patient Questionnaire responses are less than 100. N/A is shown where the base number of responses is less than 10 during the period. % is calculated as Quantity/Base number\*100

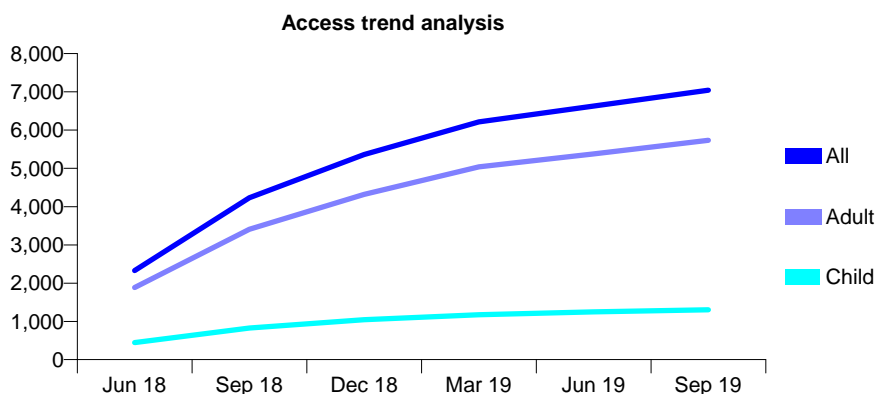
## Q49 - Vital Signs At a Glance Contract Report for 100663/0000 - September 2019

Name or company name	Genix Healthcare Ltd
Contract type name	GDS Contract
Purpose of contract	General
Contract start date	01/04/2018
Contract end date	

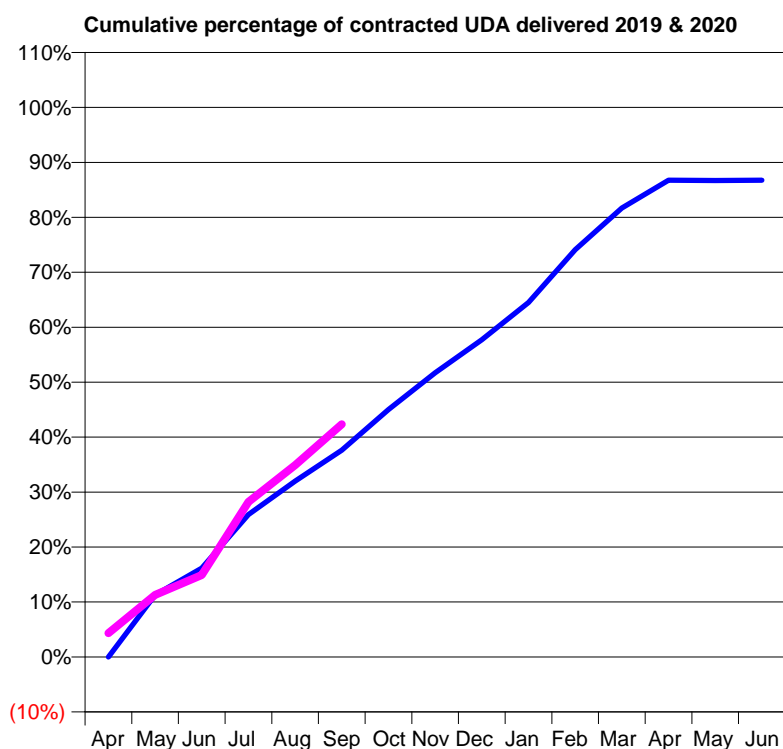
19/20 Contracted general activity (UDA)	21,849
Carry forward general activity (UDA)	0
19/20 Contracted orthodontic activity (UOA)	0
Carry forward orthodontic activity (UOA)	0
Baseline contract value	£554,777.02

### ACCESS\*

Patients seen in 24 months	Total	Change since previous quarter
Quarter ending September 2018	4,235	
Quarter ending December 2018	5,362	↑
Quarter ending March 2019	6,215	↑
Quarter ending June 2019	6,630	↑
Quarter ending September 2019	7,042	↑
<b>Variance since September 2018</b>	<b>66.3%</b>	<b>↑</b>



### ACTIVITY



Month	2019	2020
April	0	949
May	2,468	2,467
June	3,535	3,256
July	5,667	6,162
August	6,993	7,625
September	8,223	9,251
October	9,837	
November	11,304	
December	12,611	
January	14,094	
February	16,195	
March	17,846	
April	18,952	
May	18,943	
June	18,951	

### QUALITY

	Quantity	Base Number	Contract	AT	Region	England
% of FP17s for the same patient ID Re-attending within 3 months - Children	48	1,044	4.6%	10.2%	12.1%	11.5%
% of FP17s for the same patient ID Re-attending within 3 months - Adults	478	4,421	10.8%	14.1%	15.6%	15.4%
% of FP17s for the same patient ID Re-attending between 3 & 9 months - Children	674	1,044	64.6%	58.0%	61.2%	59.7%
% of FP17s for the same patient ID Re-attending between 3 & 9 months - Adults	2,670	4,421	60.4%	53.2%	54.3%	51.7%
% of FP17s for Band 1 Urgent Courses	364	4,914	7.4%	8.4%	9.1%	9.2%
% of FP17s Relating to Free Repair or Replacements	80	4,914	1.6%	1.1%	0.9%	0.7%
% of FP17s Relating to Continuations	62	4,914	1.3%	1.2%	1.0%	0.8%
% of Patients satisfied with the dentistry they have received	2	2	N/A	96.2%	94.4%	93.5%
% of Patients satisfied with the time they had to wait for an appointment	2	2	N/A	91.7%	88.1%	87.4%

\* This is based on patients treated on this contract for their most recent course of treatment.

Figures in italics indicate the base number of FP17s or Patient Questionnaire responses are less than 100. N/A is shown where the base number of responses is less than 10 during the period. % is calculated as Quantity/Base number\*100

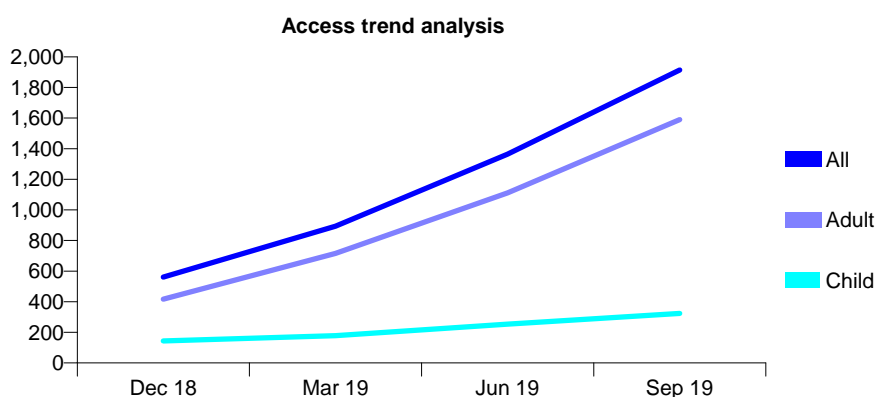
## Q49 - Vital Signs At a Glance Contract Report for 100707/0000 - September 2019

Name or company name	RLL LIMITED
Contract type name	PDS Contract
Purpose of contract	General
Contract start date	01/08/2018
Contract end date	30/09/2023

19/20 Contracted general activity (UDA)	11,500
Carry forward general activity (UDA)	0
19/20 Contracted orthodontic activity (UOA)	0
Carry forward orthodontic activity (UOA)	0
Baseline contract value	£376,614.59

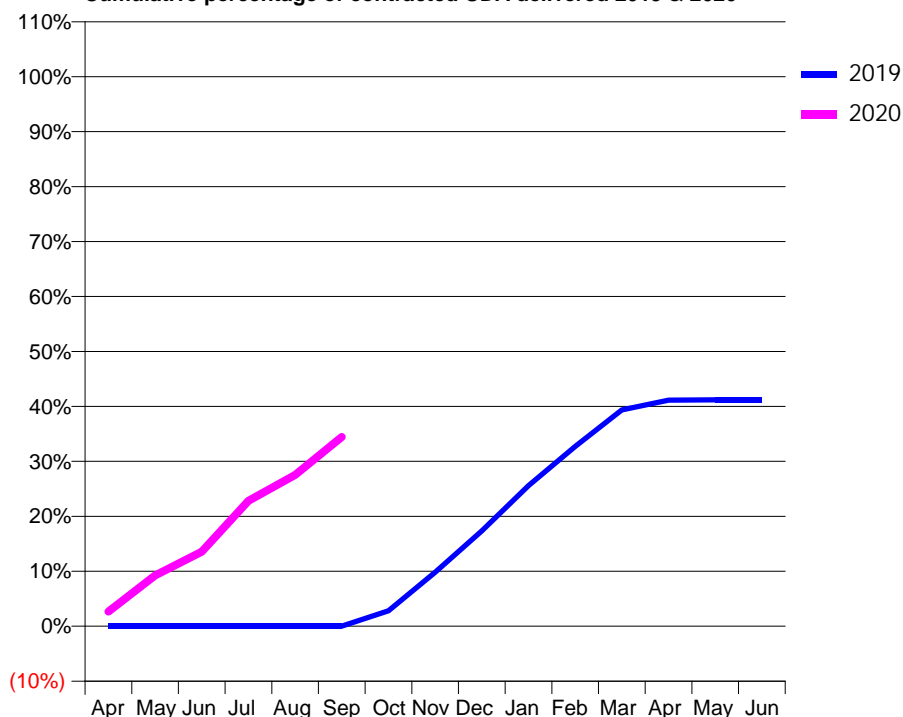
### ACCESS\*

Patients seen in 24 months	Total	Change since previous quarter
Quarter ending September 2018	0	
Quarter ending December 2018	561	↑
Quarter ending March 2019	894	↑
Quarter ending June 2019	1,364	↑
Quarter ending September 2019	1,914	↑
<b>Variance since September 2018</b>	N/A	



### ACTIVITY

Cumulative percentage of contracted UDA delivered 2019 & 2020



Adjusted Scheduled Activity (UDA)

Month	2019	2020
April	0	305
May	0	1,064
June	0	1,558
July	0	2,624
August	0	3,167
September	0	3,961
October	161	
November	565	
December	997	
January	1,471	
February	1,881	
March	2,264	
April	2,366	
May	2,369	
June	2,369	

### QUALITY

	Quantity	Base Number	Contract	AT	Region	England
% of FP17s for the same patient ID Re-attending within 3 months - Children	19	314	6.1%	10.2%	12.1%	11.5%
% of FP17s for the same patient ID Re-attending within 3 months - Adults	163	1,521	10.7%	14.1%	15.6%	15.4%
% of FP17s for the same patient ID Re-attending between 3 & 9 months - Children	127	314	40.4%	58.0%	61.2%	59.7%
% of FP17s for the same patient ID Re-attending between 3 & 9 months - Adults	479	1,521	31.5%	53.2%	54.3%	51.7%
% of FP17s for Band 1 Urgent Courses	67	1,788	3.7%	8.4%	9.1%	9.2%
% of FP17s Relating to Free Repair or Replacements	93	1,788	5.2%	1.1%	0.9%	0.7%
% of FP17s Relating to Continuations	25	1,788	1.4%	1.2%	1.0%	0.8%
% of Patients satisfied with the dentistry they have received	0	0	N/A	96.2%	94.4%	93.5%
% of Patients satisfied with the time they had to wait for an appointment	0	0	N/A	91.7%	88.1%	87.4%

\* This is based on patients treated on this contract for their most recent course of treatment.

Figures in italics indicate the base number of FP17s or Patient Questionnaire responses are less than 100. N/A is shown where the base number of responses is less than 10 during the period. % is calculated as Quantity/Base number\*100

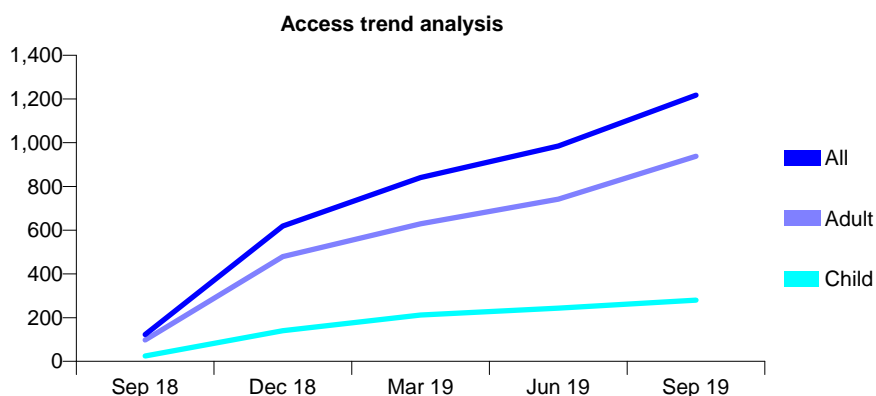
## Q49 - Vital Signs At a Glance Contract Report for 100865/0000 - September 2019

Name or company name	Mr M Hyder, Mr J Bedford and Mr B Lanesh
Contract type name	GDS Contract
Purpose of contract	General
Contract start date	01/09/2018
Contract end date	

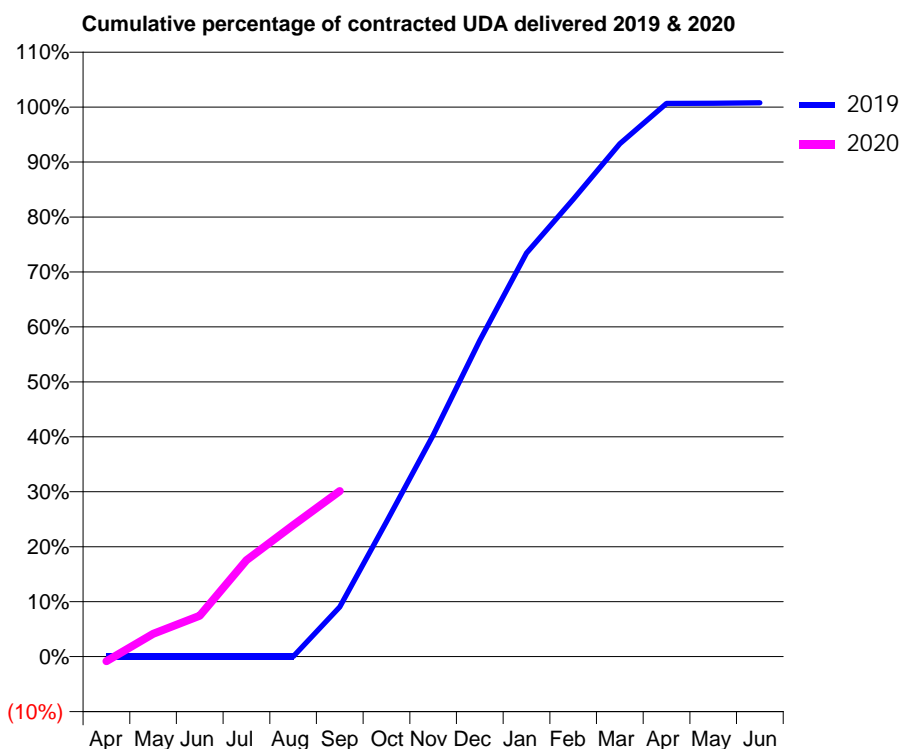
19/20 Contracted general activity (UDA)	4,330
Carry forward general activity (UDA)	89
19/20 Contracted orthodontic activity (UOA)	0
Carry forward orthodontic activity (UOA)	0
Baseline contract value	£110,910.31

### ACCESS\*

Patients seen in 24 months	Total	Change since previous quarter
Quarter ending September 2018	123	
Quarter ending December 2018	619	↑
Quarter ending March 2019	841	↑
Quarter ending June 2019	985	↑
Quarter ending September 2019	1,218	↑
<b>Variance since September 2018</b>	<b>890.2%</b>	<b>↑</b>



### ACTIVITY



Month	Adjusted Scheduled Activity (UDA)	
	2019	2020
April	0	-38
May	0	181
June	0	322
July	0	760
August	0	1,035
September	268	1,304
October	726	
November	1,193	
December	1,702	
January	2,173	
February	2,463	
March	2,761	
April	2,979	
May	2,980	
June	2,982	

### QUALITY

	Quantity	Base Number	Contract	AT	Region	England
% of FP17s for the same patient ID Re-attending within 3 months - Children	11	201	5.5%	10.2%	12.1%	11.5%
% of FP17s for the same patient ID Re-attending within 3 months - Adults	89	642	13.9%	14.1%	15.6%	15.4%
% of FP17s for the same patient ID Re-attending between 3 & 9 months - Children	86	201	42.8%	58.0%	61.2%	59.7%
% of FP17s for the same patient ID Re-attending between 3 & 9 months - Adults	239	642	37.2%	53.2%	54.3%	51.7%
% of FP17s for Band 1 Urgent Courses	90	757	11.9%	8.4%	9.1%	9.2%
% of FP17s Relating to Free Repair or Replacements	11	757	1.5%	1.1%	0.9%	0.7%
% of FP17s Relating to Continuations	1	757	0.1%	1.2%	1.0%	0.8%
% of Patients satisfied with the dentistry they have received	1	1	N/A	96.2%	94.4%	93.5%
% of Patients satisfied with the time they had to wait for an appointment	1	1	N/A	91.7%	88.1%	87.4%

\* This is based on patients treated on this contract for their most recent course of treatment. Figures in italics indicate the base number of FP17s or Patient Questionnaire responses are less than 100. N/A is shown where the base number of responses is less than 10 during the period. % is calculated as Quantity/Base number\*100

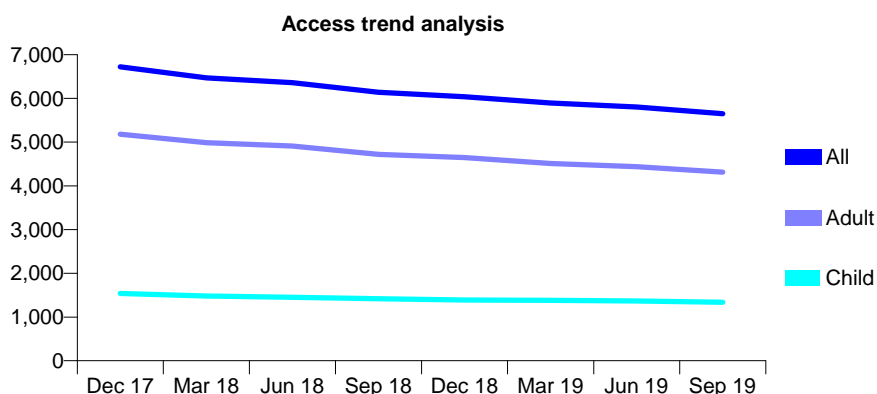
## Q49 - Vital Signs At a Glance Contract Report for 101281/0036 - September 2019

Name or company name	OASIS DENTAL CARE LTD
Contract type name	GDS Contract
Purpose of contract	General
Contract start date	01/04/2006
Contract end date	

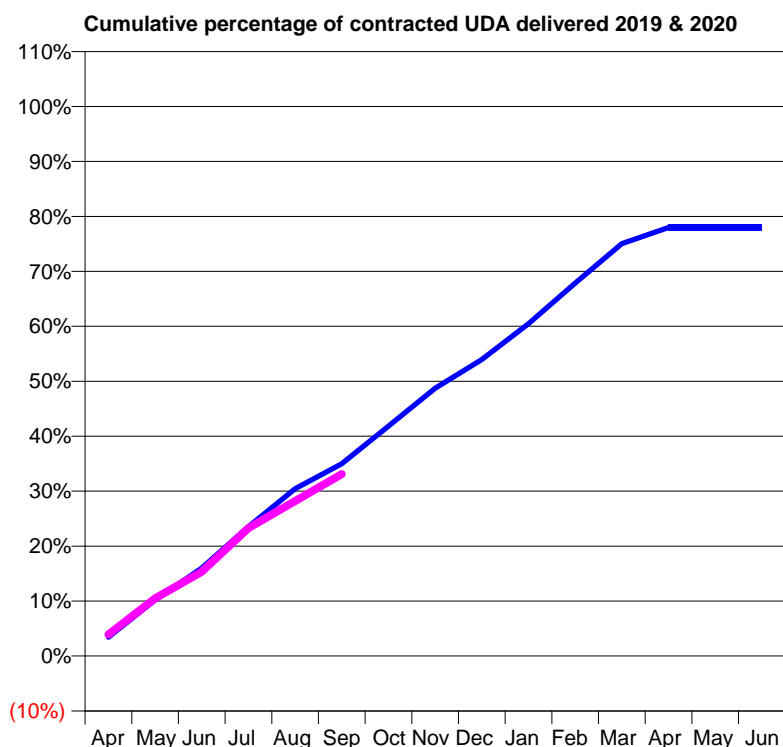
19/20 Contracted general activity (UDA)	25,973
Carry forward general activity (UDA)	0
19/20 Contracted orthodontic activity (UOA)	0
Carry forward orthodontic activity (UOA)	0
Baseline contract value	£646,625.34

### ACCESS\*

Patients seen in 24 months	Total	Change since previous quarter
Quarter ending September 2018	6,140	
Quarter ending December 2018	6,038	↓
Quarter ending March 2019	5,893	↓
Quarter ending June 2019	5,803	↓
Quarter ending September 2019	5,651	↓
<b>Variance since September 2018</b>	<b>(8.0%)</b>	<b>↓</b>



### ACTIVITY



Month	Adjusted Scheduled Activity (UDA)	
	2019	2020
April	889	1,020
May	2,650	2,728
June	4,158	3,979
July	6,118	6,049
August	7,909	7,326
September	9,083	8,591
October	10,861	
November	12,657	
December	14,014	
January	15,713	
February	17,625	
March	19,483	
April	20,252	
May	20,252	
June	20,252	

### QUALITY

	Quantity	Base Number	Contract	AT	Region	England
% of FP17s for the same patient ID Re-attending within 3 months - Children	75	905	8.3%	10.2%	12.1%	11.5%
% of FP17s for the same patient ID Re-attending within 3 months - Adults	537	2,931	18.3%	14.1%	15.6%	15.4%
% of FP17s for the same patient ID Re-attending between 3 & 9 months - Children	449	905	49.6%	58.0%	61.2%	59.7%
% of FP17s for the same patient ID Re-attending between 3 & 9 months - Adults	1,551	2,931	52.9%	53.2%	54.3%	51.7%
% of FP17s for Band 1 Urgent Courses	345	3,577	9.6%	8.4%	9.1%	9.2%
% of FP17s Relating to Free Repair or Replacements	43	3,577	1.2%	1.1%	0.9%	0.7%
% of FP17s Relating to Continuations	75	3,577	2.1%	1.2%	1.0%	0.8%
% of Patients satisfied with the dentistry they have received	2	2	N/A	96.2%	94.4%	93.5%
% of Patients satisfied with the time they had to wait for an appointment	2	2	N/A	91.7%	88.1%	87.4%

\* This is based on patients treated on this contract for their most recent course of treatment. Figures in italics indicate the base number of FP17s or Patient Questionnaire responses are less than 100. N/A is shown where the base number of responses is less than 10 during the period. % is calculated as Quantity/Base number\*100

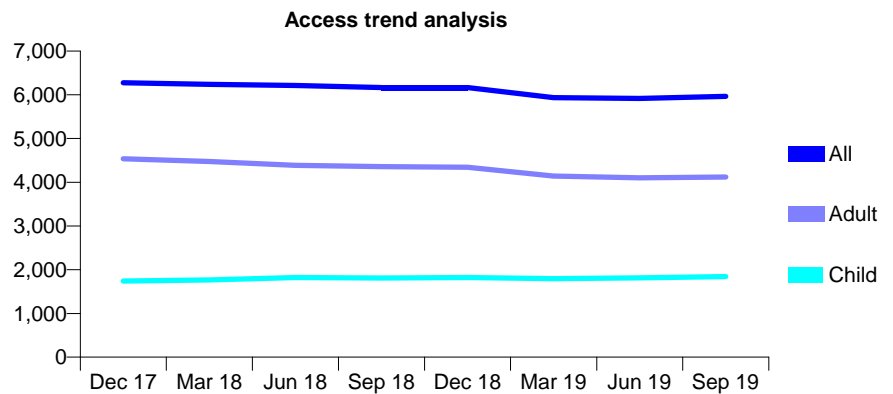
## Q49 - Vital Signs At a Glance Contract Report for 101281/0069 - September 2019

Name or company name	OASIS DENTAL CARE LTD
Contract type name	Pilot Contract
Purpose of contract	General and Orthodontic
Contract start date	01/04/2006
Contract end date	

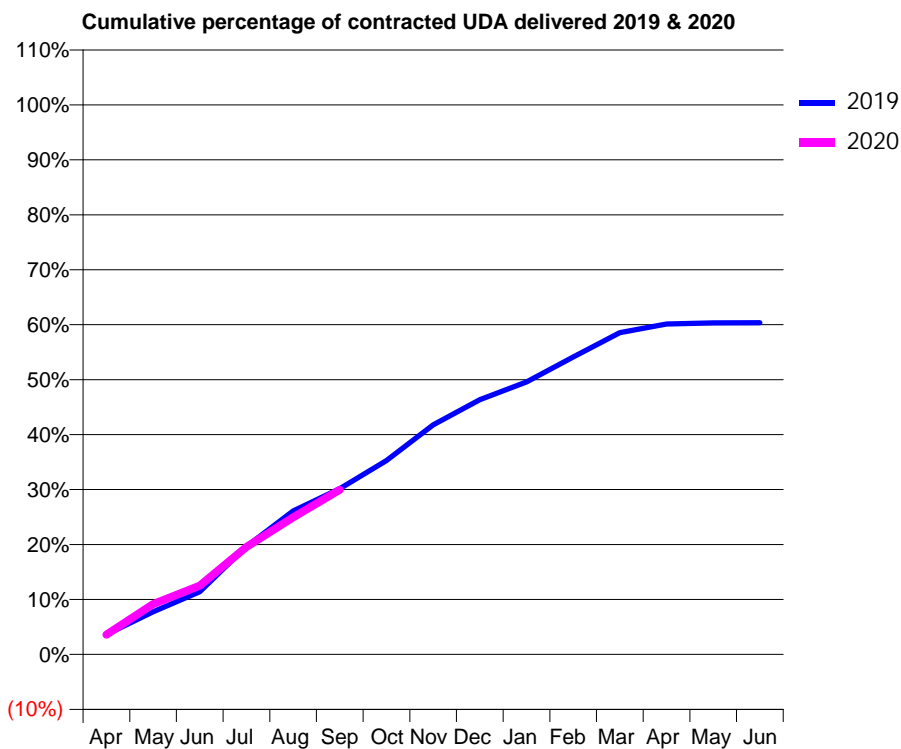
19/20 Contracted general activity (UDA)	23,665
Carry forward general activity (UDA)	0
19/20 Contracted orthodontic activity (UOA)	0
Carry forward orthodontic activity (UOA)	0
Baseline contract value	£634,132.53

### ACCESS\*

Patients seen in 24 months	Total	Change since previous quarter
Quarter ending September 2018	6,165	
Quarter ending December 2018	6,166	→
Quarter ending March 2019	5,933	↓
Quarter ending June 2019	5,915	→
Quarter ending September 2019	5,963	→
<b>Variance since September 2018</b>	<b>(3.3%)</b>	<b>↓</b>



### ACTIVITY



Month	2019	2020
April	861	854
May	1,842	2,170
June	2,702	2,962
July	4,646	4,624
August	6,178	5,905
September	7,137	7,091
October	8,354	
November	9,885	
December	10,965	
January	11,738	
February	12,809	
March	13,855	
April	14,227	
May	14,272	
June	14,283	

### QUALITY

	Quantity	Base Number	Contract	AT	Region	England
% of FP17s for the same patient ID Re-attending within 3 months - Children	36	1,248	2.9%	10.2%	12.1%	11.5%
% of FP17s for the same patient ID Re-attending within 3 months - Adults	154	2,353	6.5%	14.1%	15.6%	15.4%
% of FP17s for the same patient ID Re-attending between 3 & 9 months - Children	611	1,248	49.0%	58.0%	61.2%	59.7%
% of FP17s for the same patient ID Re-attending between 3 & 9 months - Adults	1,076	2,353	45.7%	53.2%	54.3%	51.7%
% of FP17s for Band 1 Urgent Courses	18	3,329	0.5%	8.4%	9.1%	9.2%
% of FP17s Relating to Free Repair or Replacements	27	3,329	0.8%	1.1%	0.9%	0.7%
% of FP17s Relating to Continuations	27	3,329	0.8%	1.2%	1.0%	0.8%
% of Patients satisfied with the dentistry they have received	1	1	N/A	96.2%	94.4%	93.5%
% of Patients satisfied with the time they had to wait for an appointment	1	1	N/A	91.7%	88.1%	87.4%

\* This is based on patients treated on this contract for their most recent course of treatment. Figures in italics indicate the base number of FP17s or Patient Questionnaire responses are less than 100. N/A is shown where the base number of responses is less than 10 during the period. % is calculated as Quantity/Base number\*100

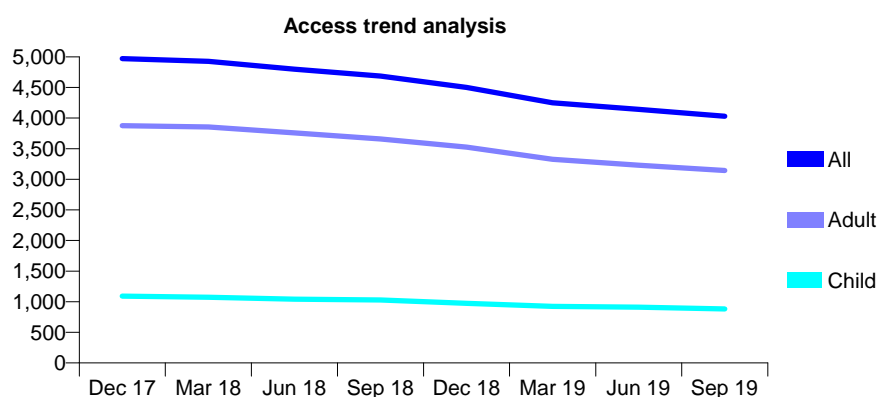
## Q49 - Vital Signs At a Glance Contract Report for 101281/0202 - September 2019

Name or company name	OASIS DENTAL CARE LTD
Contract type name	GDS Contract
Purpose of contract	General
Contract start date	18/05/2009
Contract end date	

19/20 Contracted general activity (UDA)	14,000
Carry forward general activity (UDA)	0
19/20 Contracted orthodontic activity (UOA)	0
Carry forward orthodontic activity (UOA)	0
Baseline contract value	£326,372.09

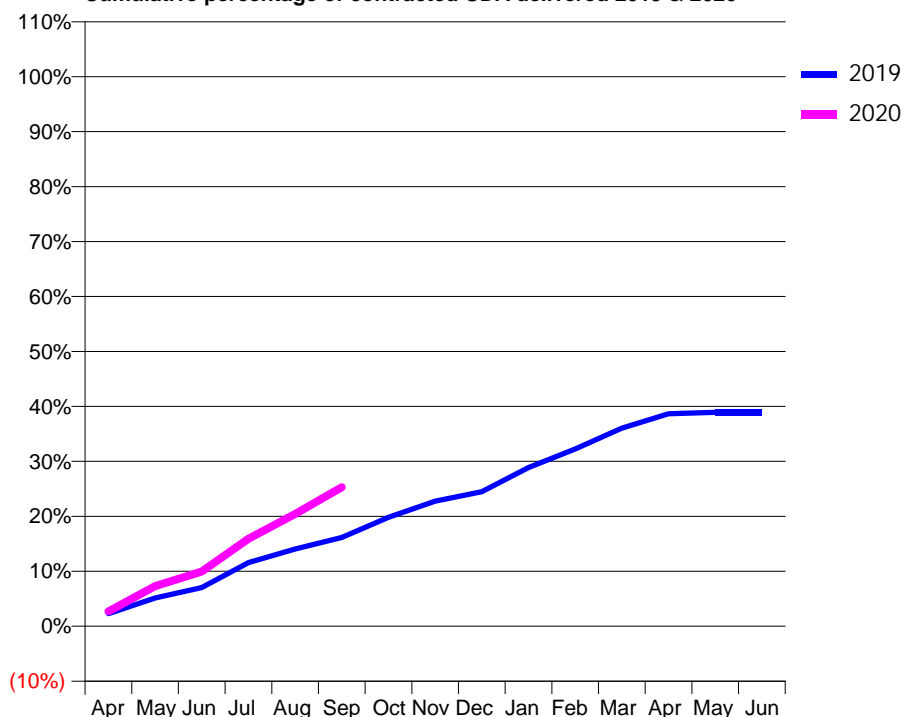
### ACCESS\*

Patients seen in 24 months	Total	Change since previous quarter
Quarter ending September 2018	4,688	
Quarter ending December 2018	4,499	↓
Quarter ending March 2019	4,249	↓
Quarter ending June 2019	4,142	↓
Quarter ending September 2019	4,029	↓
<b>Variance since September 2018</b>	<b>(14.1%)</b>	<b>↓</b>



### ACTIVITY

Cumulative percentage of contracted UDA delivered 2019 & 2020



Adjusted Scheduled Activity (UDA)

Month	2019	2020
April	319	378
May	718	1,022
June	986	1,396
July	1,623	2,226
August	1,968	2,860
September	2,260	3,541
October	2,774	
November	3,184	
December	3,428	
January	4,042	
February	4,517	
March	5,046	
April	5,413	
May	5,447	
June	5,447	

### QUALITY

	Quantity	Base Number	Contract	AT	Region	England
% of FP17s for the same patient ID Re-attending within 3 months - Children	29	544	5.3%	10.2%	12.1%	11.5%
% of FP17s for the same patient ID Re-attending within 3 months - Adults	196	1,754	11.2%	14.1%	15.6%	15.4%
% of FP17s for the same patient ID Re-attending between 3 & 9 months - Children	148	544	27.2%	58.0%	61.2%	59.7%
% of FP17s for the same patient ID Re-attending between 3 & 9 months - Adults	352	1,754	20.1%	53.2%	54.3%	51.7%
% of FP17s for Band 1 Urgent Courses	378	2,030	18.6%	8.4%	9.1%	9.2%
% of FP17s Relating to Free Repair or Replacements	10	2,030	0.5%	1.1%	0.9%	0.7%
% of FP17s Relating to Continuations	23	2,030	1.1%	1.2%	1.0%	0.8%
% of Patients satisfied with the dentistry they have received	0	0	N/A	96.2%	94.4%	93.5%
% of Patients satisfied with the time they had to wait for an appointment	0	0	N/A	91.7%	88.1%	87.4%

\* This is based on patients treated on this contract for their most recent course of treatment.

Figures in italics indicate the base number of FP17s or Patient Questionnaire responses are less than 100. N/A is shown where the base number of responses is less than 10 during the period. % is calculated as Quantity/Base number\*100



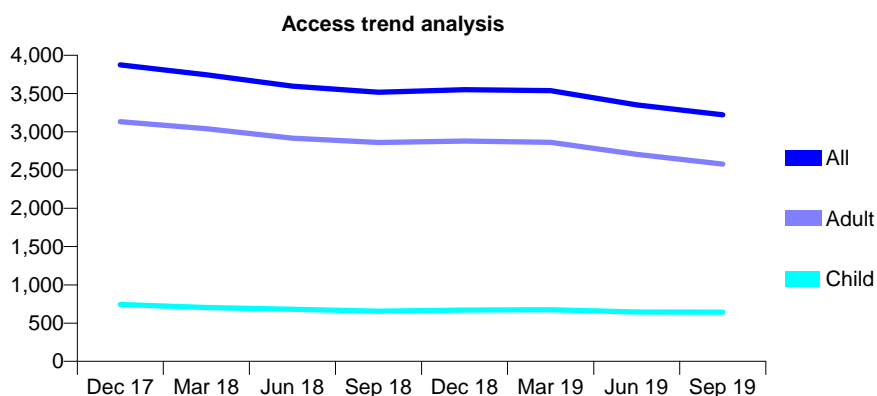
## Q49 - Vital Signs At a Glance Contract Report for 101281/0203 - September 2019

Name or company name	OASIS DENTAL CARE LTD
Contract type name	GDS Contract
Purpose of contract	General
Contract start date	18/05/2009
Contract end date	

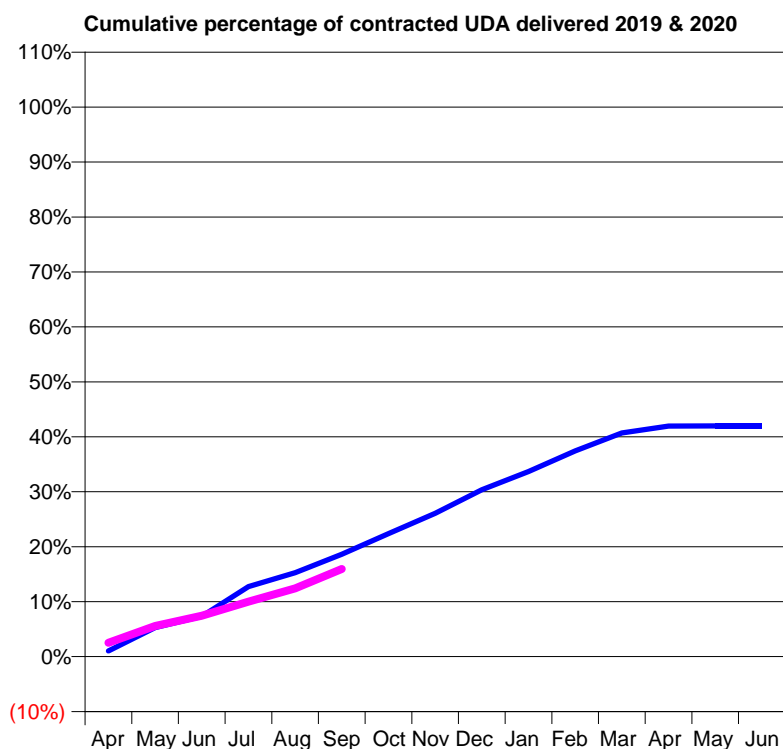
19/20 Contracted general activity (UDA)	14,000
Carry forward general activity (UDA)	0
19/20 Contracted orthodontic activity (UOA)	0
Carry forward orthodontic activity (UOA)	0
Baseline contract value	£326,372.09

### ACCESS\*

Patients seen in 24 months	Total	Change since previous quarter
Quarter ending September 2018	3,517	
Quarter ending December 2018	3,550	→
Quarter ending March 2019	3,537	→
Quarter ending June 2019	3,351	↓
Quarter ending September 2019	3,221	↓
<b>Variance since September 2018</b>	<b>(8.4%)</b>	<b>↓</b>



### ACTIVITY



Month	Adjusted Scheduled Activity (UDA)	
	2019	2020
April	144	350
May	739	785
June	1,029	1,040
July	1,786	1,402
August	2,139	1,741
September	2,606	2,234
October	3,135	
November	3,650	
December	4,250	
January	4,718	
February	5,240	
March	5,699	
April	5,872	
May	5,876	
June	5,877	

### QUALITY

	Quantity	Base Number	Contract	AT	Region	England
% of FP17s for the same patient ID Re-attending within 3 months - Children	13	314	4.1%	10.2%	12.1%	11.5%
% of FP17s for the same patient ID Re-attending within 3 months - Adults	135	1,059	12.7%	14.1%	15.6%	15.4%
% of FP17s for the same patient ID Re-attending between 3 & 9 months - Children	82	314	26.1%	58.0%	61.2%	59.7%
% of FP17s for the same patient ID Re-attending between 3 & 9 months - Adults	226	1,059	21.3%	53.2%	54.3%	51.7%
% of FP17s for Band 1 Urgent Courses	237	1,282	18.5%	8.4%	9.1%	9.2%
% of FP17s Relating to Free Repair or Replacements	16	1,282	1.2%	1.1%	0.9%	0.7%
% of FP17s Relating to Continuations	8	1,282	0.6%	1.2%	1.0%	0.8%
% of Patients satisfied with the dentistry they have received	0	0	N/A	96.2%	94.4%	93.5%
% of Patients satisfied with the time they had to wait for an appointment	0	0	N/A	91.7%	88.1%	87.4%

\* This is based on patients treated on this contract for their most recent course of treatment. Figures in italics indicate the base number of FP17s or Patient Questionnaire responses are less than 100. N/A is shown where the base number of responses is less than 10 during the period. % is calculated as Quantity/Base number\*100

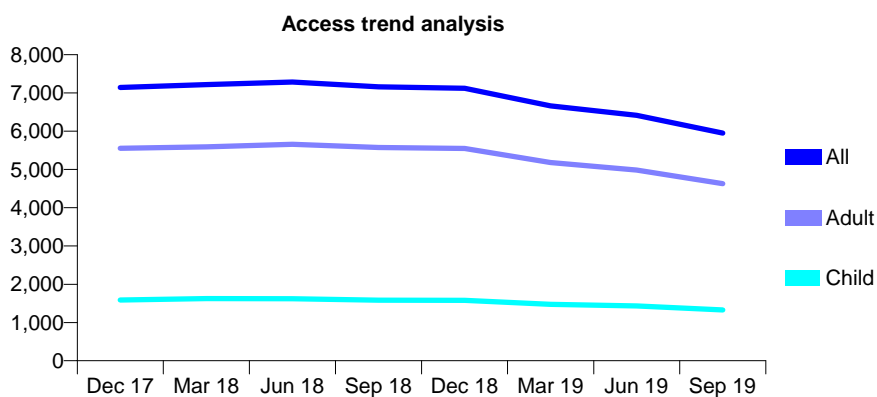
## Q49 - Vital Signs At a Glance Contract Report for 101281/0205 - September 2019

Name or company name	OASIS DENTAL CARE LTD
Contract type name	GDS Contract
Purpose of contract	General
Contract start date	04/08/2009
Contract end date	

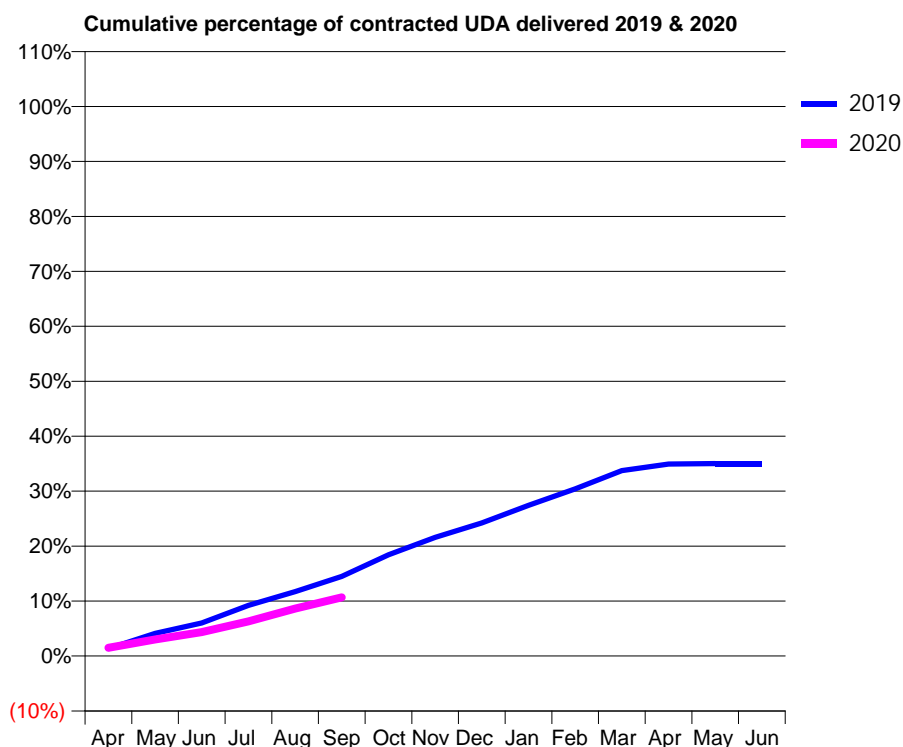
19/20 Contracted general activity (UDA)	28,000
Carry forward general activity (UDA)	0
19/20 Contracted orthodontic activity (UOA)	0
Carry forward orthodontic activity (UOA)	0
Baseline contract value	£652,744.17

### ACCESS\*

Patients seen in 24 months	Total	Change since previous quarter
Quarter ending September 2018	7,158	
Quarter ending December 2018	7,124	→
Quarter ending March 2019	6,658	↓
Quarter ending June 2019	6,414	↓
Quarter ending September 2019	5,952	↓
<b>Variance since September 2018</b>	<b>(16.8%)</b>	<b>↓</b>



### ACTIVITY



Month	Adjusted Scheduled Activity (UDA)	
	2019	2020
April	385	423
May	1,160	848
June	1,680	1,222
July	2,582	1,761
August	3,288	2,424
September	4,057	2,995
October	5,162	
November	6,048	
December	6,779	
January	7,675	
February	8,516	
March	9,445	
April	9,780	
May	9,807	
June	9,811	

### QUALITY

	Quantity	Base Number	Contract	AT	Region	England
% of FP17s for the same patient ID Re-attending within 3 months - Children	18	546	3.3%	10.2%	12.1%	11.5%
% of FP17s for the same patient ID Re-attending within 3 months - Adults	118	1,524	7.7%	14.1%	15.6%	15.4%
% of FP17s for the same patient ID Re-attending between 3 & 9 months - Children	157	546	28.8%	58.0%	61.2%	59.7%
% of FP17s for the same patient ID Re-attending between 3 & 9 months - Adults	310	1,524	20.3%	53.2%	54.3%	51.7%
% of FP17s for Band 1 Urgent Courses	450	1,840	24.5%	8.4%	9.1%	9.2%
% of FP17s Relating to Free Repair or Replacements	10	1,840	0.5%	1.1%	0.9%	0.7%
% of FP17s Relating to Continuations	4	1,840	0.2%	1.2%	1.0%	0.8%
% of Patients satisfied with the dentistry they have received	0	0	N/A	96.2%	94.4%	93.5%
% of Patients satisfied with the time they had to wait for an appointment	0	0	N/A	91.7%	88.1%	87.4%

\* This is based on patients treated on this contract for their most recent course of treatment. Figures in italics indicate the base number of FP17s or Patient Questionnaire responses are less than 100. N/A is shown where the base number of responses is less than 10 during the period. % is calculated as Quantity/Base number\*100

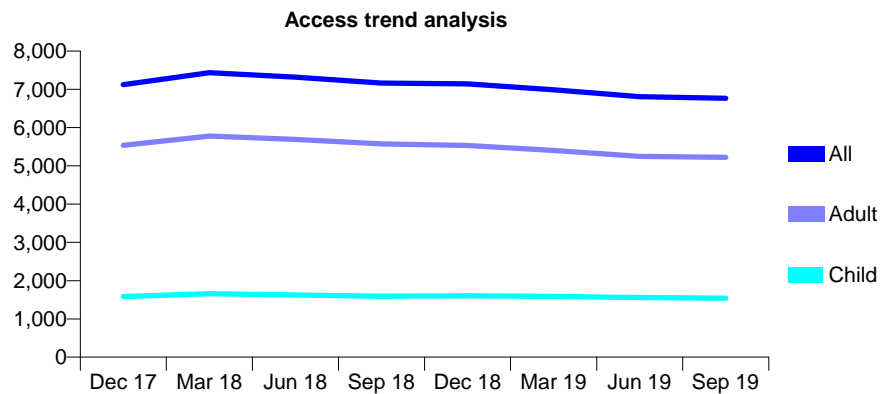
## Q49 - Vital Signs At a Glance Contract Report for 101281/0206 - September 2019

Name or company name	OASIS DENTAL CARE LTD
Contract type name	GDS Contract
Purpose of contract	General
Contract start date	16/07/2009
Contract end date	

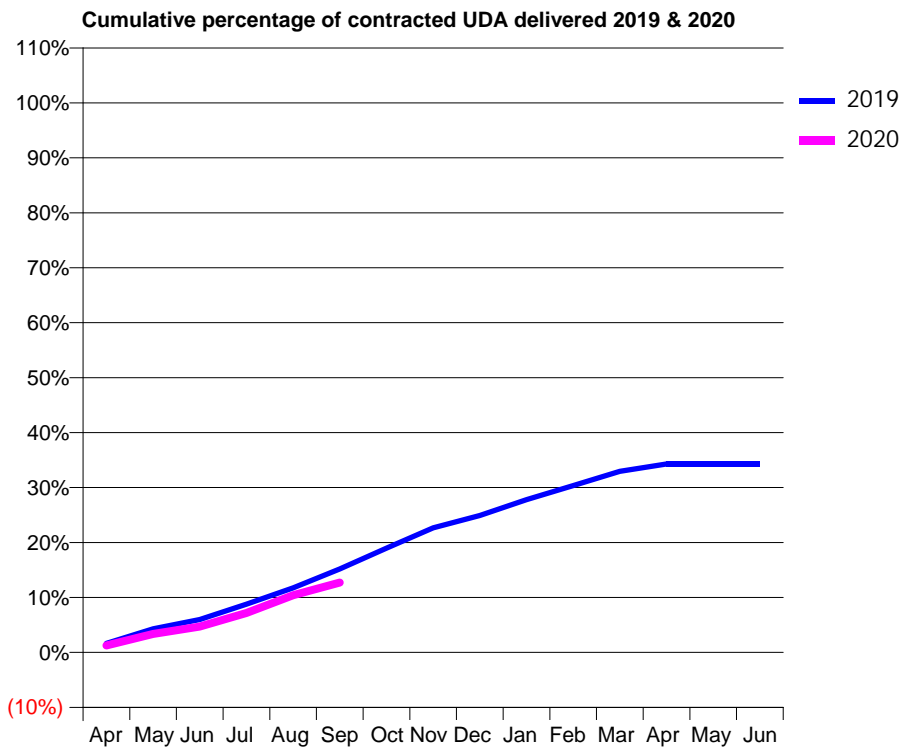
19/20 Contracted general activity (UDA)	28,000
Carry forward general activity (UDA)	0
19/20 Contracted orthodontic activity (UOA)	0
Carry forward orthodontic activity (UOA)	0
Baseline contract value	£652,744.17

### ACCESS\*

Patients seen in 24 months	Total	Change since previous quarter
Quarter ending September 2018	7,165	
Quarter ending December 2018	7,140	→
Quarter ending March 2019	6,989	↓
Quarter ending June 2019	6,807	↓
Quarter ending September 2019	6,763	→
<b>Variance since September 2018</b>	<b>(5.6%)</b>	<b>↓</b>



### ACTIVITY



Month	Adjusted Scheduled Activity (UDA)	
	2019	2020
April	463	358
May	1,209	943
June	1,673	1,314
July	2,454	2,010
August	3,293	2,921
September	4,257	3,556
October	5,312	
November	6,352	
December	6,978	
January	7,780	
February	8,504	
March	9,232	
April	9,604	
May	9,604	
June	9,604	

### QUALITY

	Quantity	Base Number	Contract	AT	Region	England
% of FP17s for the same patient ID Re-attending within 3 months - Children	17	584	2.9%	10.2%	12.1%	11.5%
% of FP17s for the same patient ID Re-attending within 3 months - Adults	182	1,812	10.0%	14.1%	15.6%	15.4%
% of FP17s for the same patient ID Re-attending between 3 & 9 months - Children	99	584	17.0%	58.0%	61.2%	59.7%
% of FP17s for the same patient ID Re-attending between 3 & 9 months - Adults	375	1,812	20.7%	53.2%	54.3%	51.7%
% of FP17s for Band 1 Urgent Courses	394	2,159	18.2%	8.4%	9.1%	9.2%
% of FP17s Relating to Free Repair or Replacements	16	2,159	0.7%	1.1%	0.9%	0.7%
% of FP17s Relating to Continuations	19	2,159	0.9%	1.2%	1.0%	0.8%
% of Patients satisfied with the dentistry they have received	0	0	N/A	96.2%	94.4%	93.5%
% of Patients satisfied with the time they had to wait for an appointment	0	0	N/A	91.7%	88.1%	87.4%

\* This is based on patients treated on this contract for their most recent course of treatment. Figures in italics indicate the base number of FP17s or Patient Questionnaire responses are less than 100. N/A is shown where the base number of responses is less than 10 during the period. % is calculated as Quantity/Base number\*100

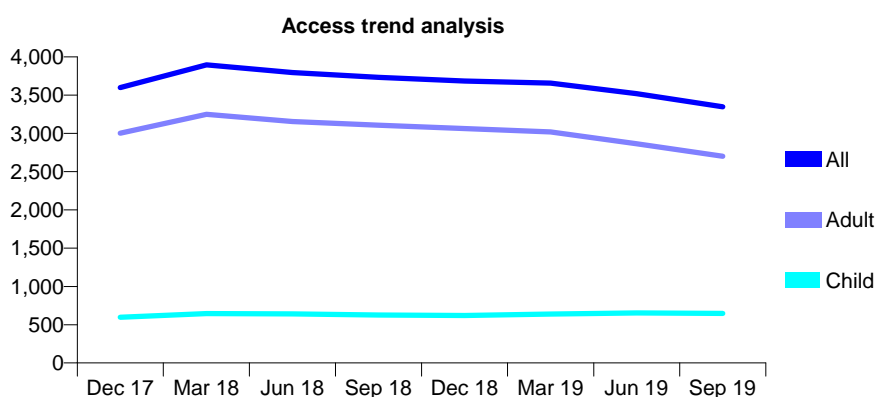
## Q49 - Vital Signs At a Glance Contract Report for 101281/0222 - September 2019

Name or company name	OASIS DENTAL CARE LTD
Contract type name	PDS Plus Contract
Purpose of contract	General
Contract start date	18/08/2010
Contract end date	31/03/2020

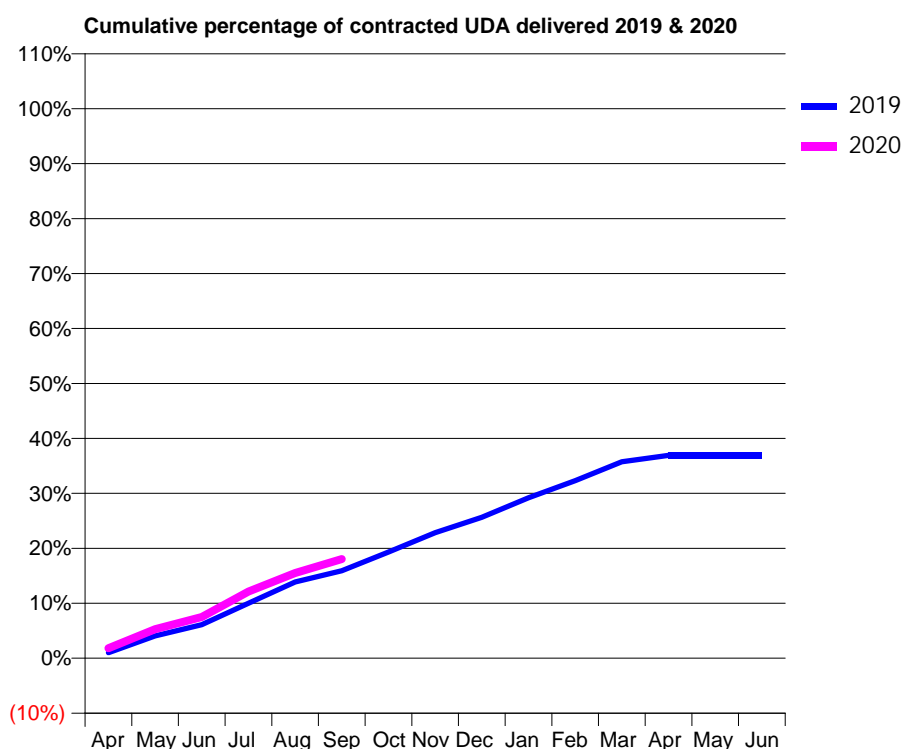
19/20 Contracted general activity (UDA)	14,000
Carry forward general activity (UDA)	0
19/20 Contracted orthodontic activity (UOA)	0
Carry forward orthodontic activity (UOA)	0
Baseline contract value	£197,402.25

### ACCESS\*

Patients seen in 24 months	Total	Change since previous quarter
Quarter ending September 2018	3,733	
Quarter ending December 2018	3,684	↓
Quarter ending March 2019	3,658	→
Quarter ending June 2019	3,519	↓
Quarter ending September 2019	3,348	↓
<b>Variance since September 2018</b>	<b>(10.3%)</b>	<b>↓</b>



### ACTIVITY



Month	2019	2020
April	141	257
May	568	739
June	853	1,050
July	1,400	1,701
August	1,941	2,171
September	2,231	2,527
October	2,706	
November	3,200	
December	3,590	
January	4,089	
February	4,523	
March	5,006	
April	5,169	
May	5,169	
June	5,169	

### QUALITY

	Quantity	Base Number	Contract	AT	Region	England
% of FP17s for the same patient ID Re-attending within 3 months - Children	12	339	3.5%	10.2%	12.1%	11.5%
% of FP17s for the same patient ID Re-attending within 3 months - Adults	141	1,280	11.0%	14.1%	15.6%	15.4%
% of FP17s for the same patient ID Re-attending between 3 & 9 months - Children	57	339	16.8%	58.0%	61.2%	59.7%
% of FP17s for the same patient ID Re-attending between 3 & 9 months - Adults	445	1,280	34.8%	53.2%	54.3%	51.7%
% of FP17s for Band 1 Urgent Courses	259	1,523	17.0%	8.4%	9.1%	9.2%
% of FP17s Relating to Free Repair or Replacements	6	1,523	0.4%	1.1%	0.9%	0.7%
% of FP17s Relating to Continuations	3	1,523	0.2%	1.2%	1.0%	0.8%
% of Patients satisfied with the dentistry they have received	1	1	N/A	96.2%	94.4%	93.5%
% of Patients satisfied with the time they had to wait for an appointment	1	1	N/A	91.7%	88.1%	87.4%

\* This is based on patients treated on this contract for their most recent course of treatment.

Figures in italics indicate the base number of FP17s or Patient Questionnaire responses are less than 100. N/A is shown where the base number of responses is less than 10 during the period. % is calculated as Quantity/Base number\*100

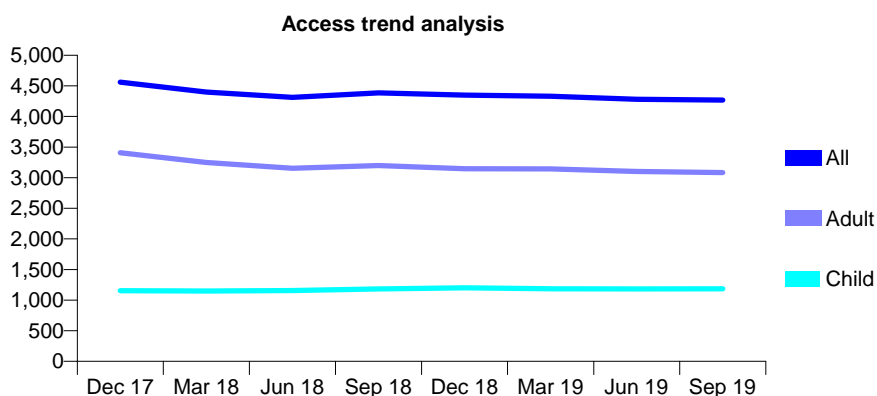
## Q49 - Vital Signs At a Glance Contract Report for 101281/0223 - September 2019

Name or company name	OASIS DENTAL CARE LTD
Contract type name	PDS Plus Contract
Purpose of contract	General
Contract start date	01/09/2010
Contract end date	31/03/2020

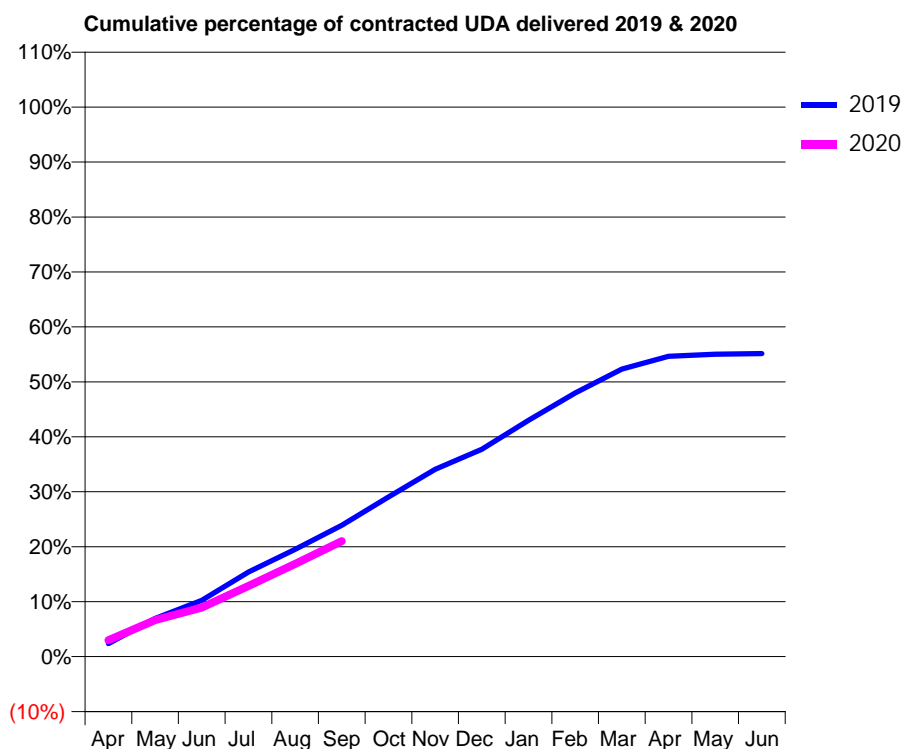
19/20 Contracted general activity (UDA)	18,000
Carry forward general activity (UDA)	0
19/20 Contracted orthodontic activity (UOA)	0
Carry forward orthodontic activity (UOA)	0
Baseline contract value	£364,152.19

### ACCESS\*

Patients seen in 24 months	Total	Change since previous quarter
Quarter ending September 2018	4,385	
Quarter ending December 2018	4,350	→
Quarter ending March 2019	4,329	→
Quarter ending June 2019	4,282	↓
Quarter ending September 2019	4,270	→
<b>Variance since September 2018</b>	<b>(2.6%)</b>	<b>↓</b>



### ACTIVITY



Month	Adjusted Scheduled Activity (UDA)	
	2019	2020
April	431	538
May	1,252	1,198
June	1,841	1,605
July	2,772	2,315
August	3,512	3,039
September	4,300	3,780
October	5,231	
November	6,135	
December	6,790	
January	7,741	
February	8,636	
March	9,418	
April	9,839	
May	9,905	
June	9,927	

### QUALITY

	Quantity	Base Number	Contract	AT	Region	England
% of FP17s for the same patient ID Re-attending within 3 months - Children	40	569	7.0%	10.2%	12.1%	11.5%
% of FP17s for the same patient ID Re-attending within 3 months - Adults	269	1,500	17.9%	14.1%	15.6%	15.4%
% of FP17s for the same patient ID Re-attending between 3 & 9 months - Children	154	569	27.1%	58.0%	61.2%	59.7%
% of FP17s for the same patient ID Re-attending between 3 & 9 months - Adults	579	1,500	38.6%	53.2%	54.3%	51.7%
% of FP17s for Band 1 Urgent Courses	309	1,838	16.8%	8.4%	9.1%	9.2%
% of FP17s Relating to Free Repair or Replacements	29	1,838	1.6%	1.1%	0.9%	0.7%
% of FP17s Relating to Continuations	14	1,838	0.8%	1.2%	1.0%	0.8%
% of Patients satisfied with the dentistry they have received	2	3	N/A	96.2%	94.4%	93.5%
% of Patients satisfied with the time they had to wait for an appointment	3	3	N/A	91.7%	88.1%	87.4%

\* This is based on patients treated on this contract for their most recent course of treatment. Figures in italics indicate the base number of FP17s or Patient Questionnaire responses are less than 100. N/A is shown where the base number of responses is less than 10 during the period. % is calculated as Quantity/Base number\*100

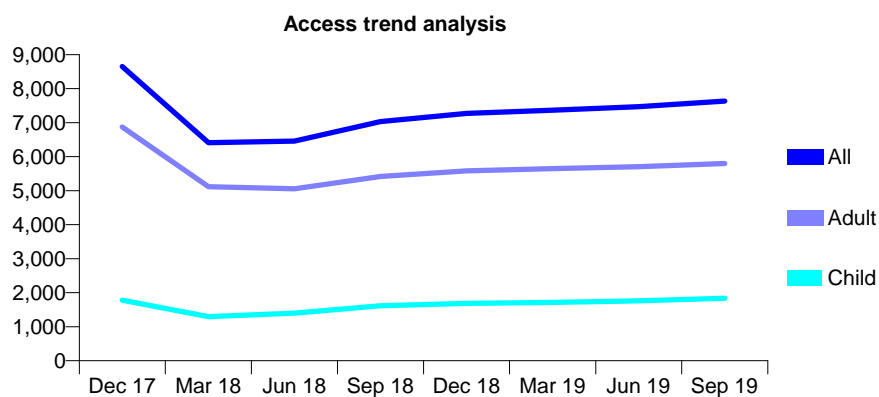
## Q49 - Vital Signs At a Glance Contract Report for 101338/0046 - September 2019

Name or company name	Whitecross Dental Care Limited
Contract type name	GDS Contract
Purpose of contract	General
Contract start date	01/02/2007
Contract end date	

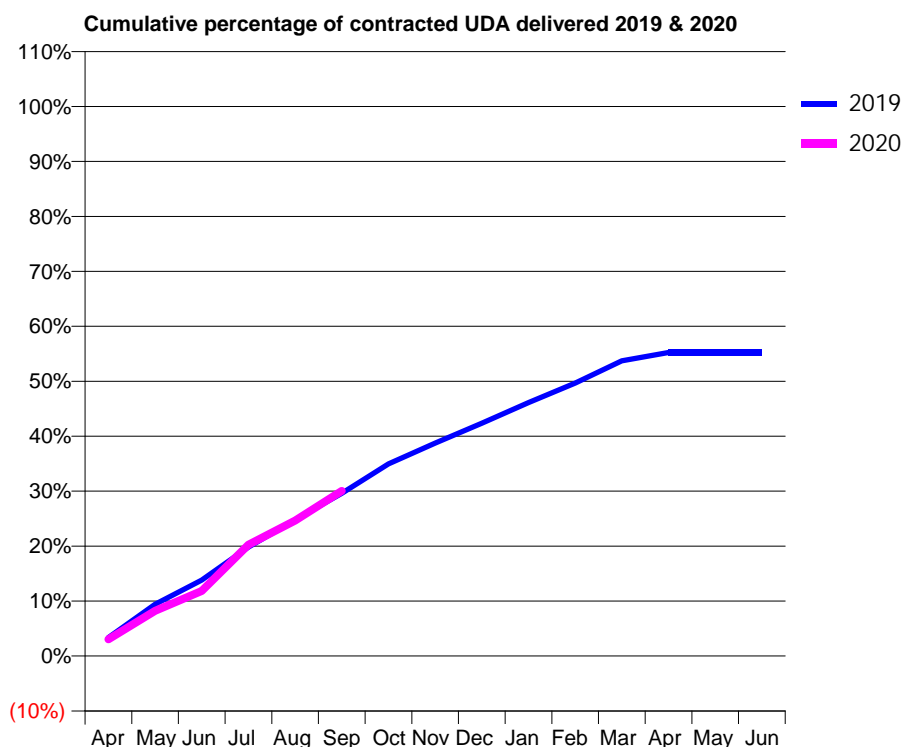
19/20 Contracted general activity (UDA)	34,237
Carry forward general activity (UDA)	0
19/20 Contracted orthodontic activity (UOA)	0
Carry forward orthodontic activity (UOA)	0
Baseline contract value	£837,932.26

### ACCESS\*

Patients seen in 24 months	Total	Change since previous quarter
Quarter ending September 2018	7,032	
Quarter ending December 2018	7,272	↑
Quarter ending March 2019	7,365	→
Quarter ending June 2019	7,467	→
Quarter ending September 2019	7,636	↑
<b>Variance since September 2018</b>	<b>8.6%</b>	<b>↑</b>



### ACTIVITY



Month	Adjusted Scheduled Activity (UDA)	
	2019	2020
April	1,155	1,046
May	3,225	2,817
June	4,731	4,048
July	6,786	6,936
August	8,486	8,443
September	10,140	10,285
October	11,967	
November	13,265	
December	14,503	
January	15,787	
February	17,007	
March	18,389	
April	18,903	
May	18,904	
June	18,903	

### QUALITY

	Quantity	Base Number	Contract	AT	Region	England
% of FP17s for the same patient ID Re-attending within 3 months - Children	58	1,310	4.4%	10.2%	12.1%	11.5%
% of FP17s for the same patient ID Re-attending within 3 months - Adults	401	3,980	10.1%	14.1%	15.6%	15.4%
% of FP17s for the same patient ID Re-attending between 3 & 9 months - Children	611	1,310	46.6%	58.0%	61.2%	59.7%
% of FP17s for the same patient ID Re-attending between 3 & 9 months - Adults	1,686	3,980	42.4%	53.2%	54.3%	51.7%
% of FP17s for Band 1 Urgent Courses	346	5,077	6.8%	8.4%	9.1%	9.2%
% of FP17s Relating to Free Repair or Replacements	37	5,077	0.7%	1.1%	0.9%	0.7%
% of FP17s Relating to Continuations	49	5,077	1.0%	1.2%	1.0%	0.8%
% of Patients satisfied with the dentistry they have received	7	7	N/A	96.2%	94.4%	93.5%
% of Patients satisfied with the time they had to wait for an appointment	5	7	N/A	91.7%	88.1%	87.4%

\* This is based on patients treated on this contract for their most recent course of treatment. Figures in italics indicate the base number of FP17s or Patient Questionnaire responses are less than 100. N/A is shown where the base number of responses is less than 10 during the period. % is calculated as Quantity/Base number\*100

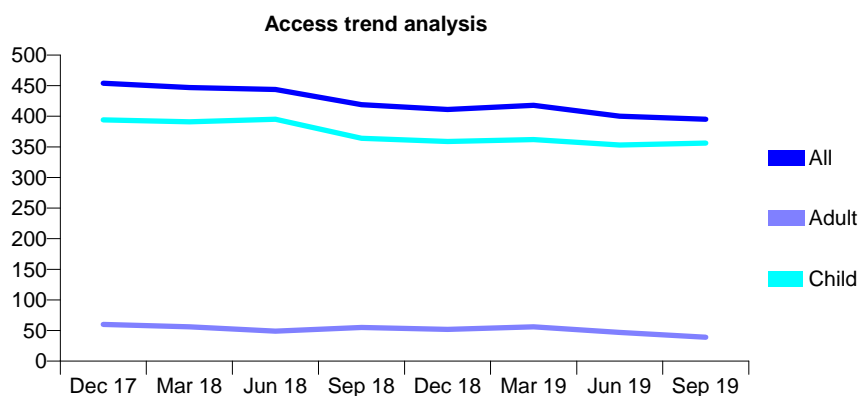
## Q49 - Vital Signs At a Glance Contract Report for 105953/0001 - September 2019

Name or company name	St Helen's Dental Practice Ltd
Contract type name	GDS Contract
Purpose of contract	General
Contract start date	01/05/2011
Contract end date	

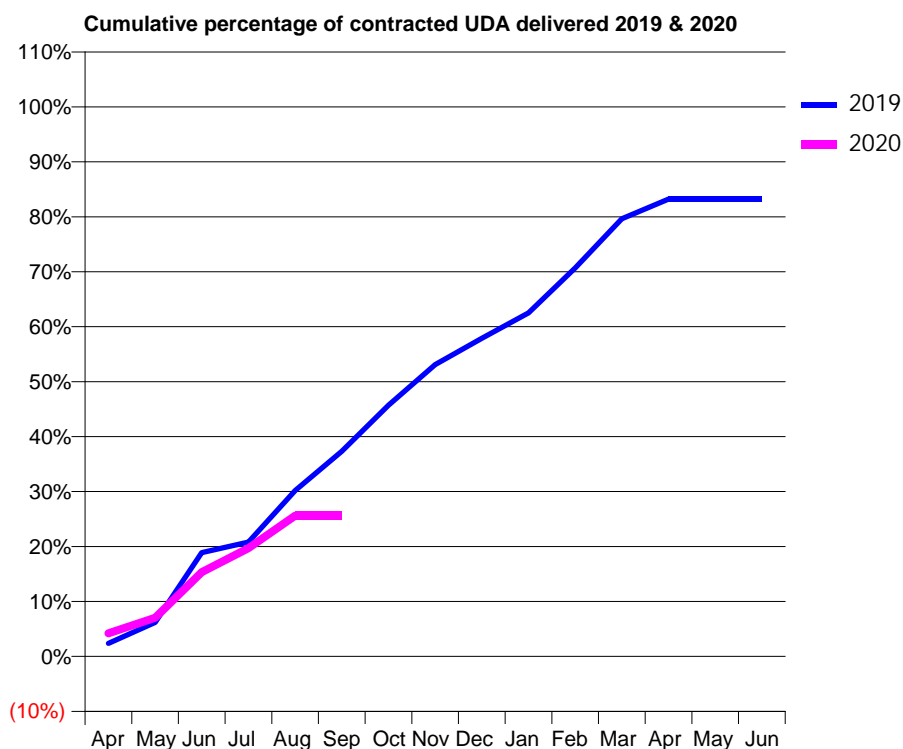
19/20 Contracted general activity (UDA)	1,000
Carry forward general activity (UDA)	0
19/20 Contracted orthodontic activity (UOA)	0
Carry forward orthodontic activity (UOA)	0
Baseline contract value	£24,145.07

### ACCESS\*

Patients seen in 24 months	Total	Change since previous quarter
Quarter ending September 2018	419	
Quarter ending December 2018	411	↓
Quarter ending March 2019	418	→
Quarter ending June 2019	400	↓
Quarter ending September 2019	395	↓
<b>Variance since September 2018</b>	<b>(5.7%)</b>	<b>↓</b>



### ACTIVITY



Month	Adjusted Scheduled Activity (UDA)	
	2019	2020
April	24	42
May	62	70
June	189	153
July	208	197
August	302	256
September	373	256
October	457	
November	531	
December	579	
January	625	
February	707	
March	796	
April	832	
May	832	
June	832	

### QUALITY

	Quantity	Base Number	Contract	AT	Region	England
% of FP17s for the same patient ID Re-attending within 3 months - Children	21	218	9.6%	10.2%	12.1%	11.5%
% of FP17s for the same patient ID Re-attending within 3 months - Adults	0	0	N/A	14.1%	15.6%	15.4%
% of FP17s for the same patient ID Re-attending between 3 & 9 months - Children	151	218	69.3%	58.0%	61.2%	59.7%
% of FP17s for the same patient ID Re-attending between 3 & 9 months - Adults	0	0	N/A	53.2%	54.3%	51.7%
% of FP17s for Band 1 Urgent Courses	1	187	0.5%	8.4%	9.1%	9.2%
% of FP17s Relating to Free Repair or Replacements	0	187	0.0%	1.1%	0.9%	0.7%
% of FP17s Relating to Continuations	3	187	1.6%	1.2%	1.0%	0.8%
% of Patients satisfied with the dentistry they have received	0	0	N/A	96.2%	94.4%	93.5%
% of Patients satisfied with the time they had to wait for an appointment	0	0	N/A	91.7%	88.1%	87.4%

\* This is based on patients treated on this contract for their most recent course of treatment. Figures in italics indicate the base number of FP17s or Patient Questionnaire responses are less than 100. N/A is shown where the base number of responses is less than 10 during the period. % is calculated as Quantity/Base number\*100

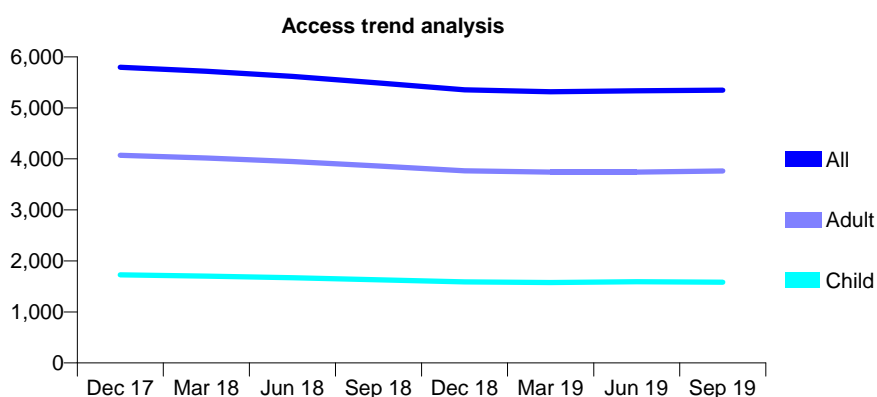
## Q49 - Vital Signs At a Glance Contract Report for 106453/0001 - September 2019

Name or company name	The Whitley Dental Clinic Partnership
Contract type name	GDS Contract
Purpose of contract	General
Contract start date	01/11/2013
Contract end date	

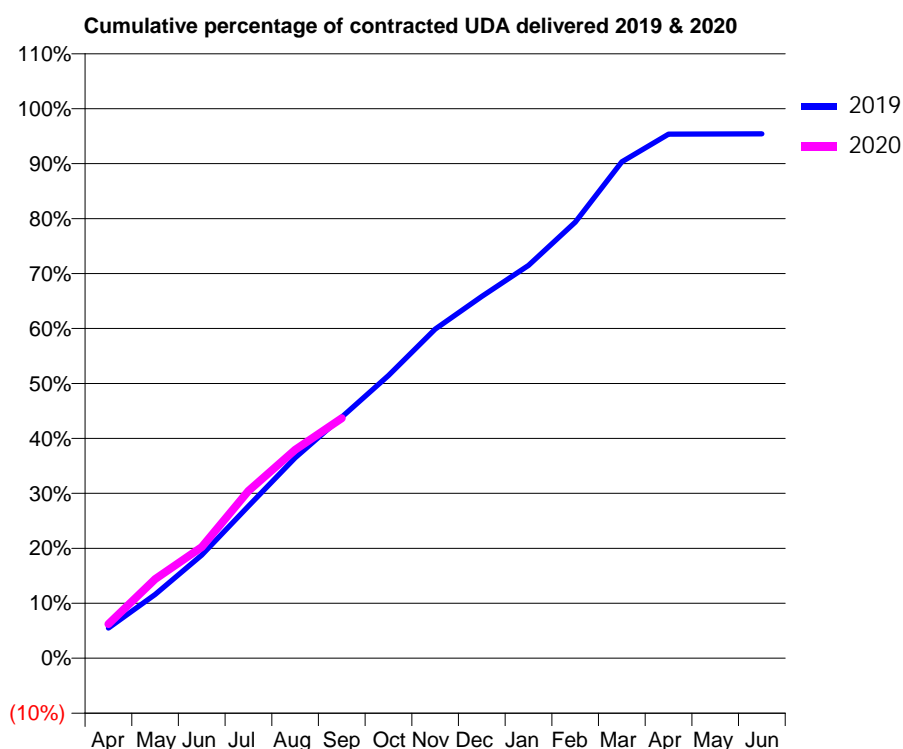
19/20 Contracted general activity (UDA)	13,393
Carry forward general activity (UDA)	0
19/20 Contracted orthodontic activity (UOA)	0
Carry forward orthodontic activity (UOA)	0
Baseline contract value	£334,087.66

### ACCESS\*

Patients seen in 24 months	Total	Change since previous quarter
Quarter ending September 2018	5,490	
Quarter ending December 2018	5,354	↓
Quarter ending March 2019	5,316	→
Quarter ending June 2019	5,334	→
Quarter ending September 2019	5,347	→
<b>Variance since September 2018</b>	<b>(2.6%)</b>	<b>↓</b>



### ACTIVITY



Month	2019	2020
April	736	832
May	1,556	1,930
June	2,514	2,710
July	3,706	4,077
August	4,886	5,083
September	5,875	5,847
October	6,888	
November	8,019	
December	8,817	
January	9,572	
February	10,625	
March	12,098	
April	12,770	
May	12,775	
June	12,776	

### QUALITY

	Quantity	Base Number	Contract	AT	Region	England
% of FP17s for the same patient ID Re-attending within 3 months - Children	104	1,172	8.9%	10.2%	12.1%	11.5%
% of FP17s for the same patient ID Re-attending within 3 months - Adults	453	2,582	17.5%	14.1%	15.6%	15.4%
% of FP17s for the same patient ID Re-attending between 3 & 9 months - Children	628	1,172	53.6%	58.0%	61.2%	59.7%
% of FP17s for the same patient ID Re-attending between 3 & 9 months - Adults	1,295	2,582	50.2%	53.2%	54.3%	51.7%
% of FP17s for Band 1 Urgent Courses	276	3,131	8.8%	8.4%	9.1%	9.2%
% of FP17s Relating to Free Repair or Replacements	45	3,131	1.4%	1.1%	0.9%	0.7%
% of FP17s Relating to Continuations	29	3,131	0.9%	1.2%	1.0%	0.8%
% of Patients satisfied with the dentistry they have received	0	0	N/A	96.2%	94.4%	93.5%
% of Patients satisfied with the time they had to wait for an appointment	0	0	N/A	91.7%	88.1%	87.4%

\* This is based on patients treated on this contract for their most recent course of treatment.

Figures in italics indicate the base number of FP17s or Patient Questionnaire responses are less than 100. N/A is shown where the base number of responses is less than 10 during the period. % is calculated as Quantity/Base number\*100



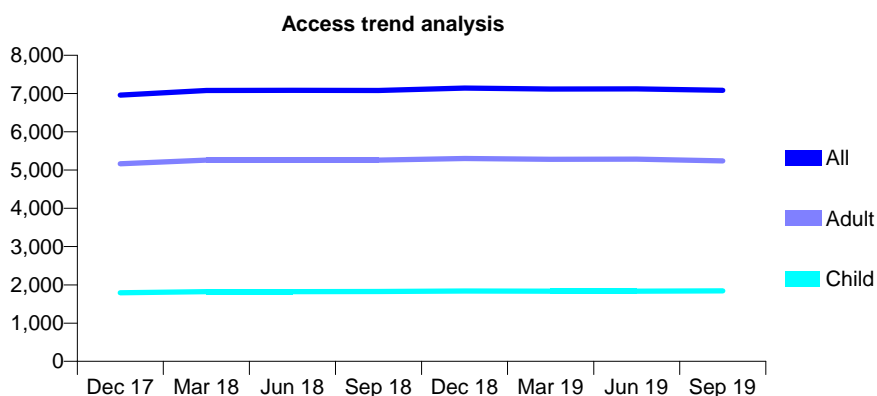
## Q49 - Vital Signs At a Glance Contract Report for 109193/0001 - September 2019

Name or company name	Browns Dental Surgery
Contract type name	GDS Contract
Purpose of contract	General
Contract start date	09/10/2013
Contract end date	

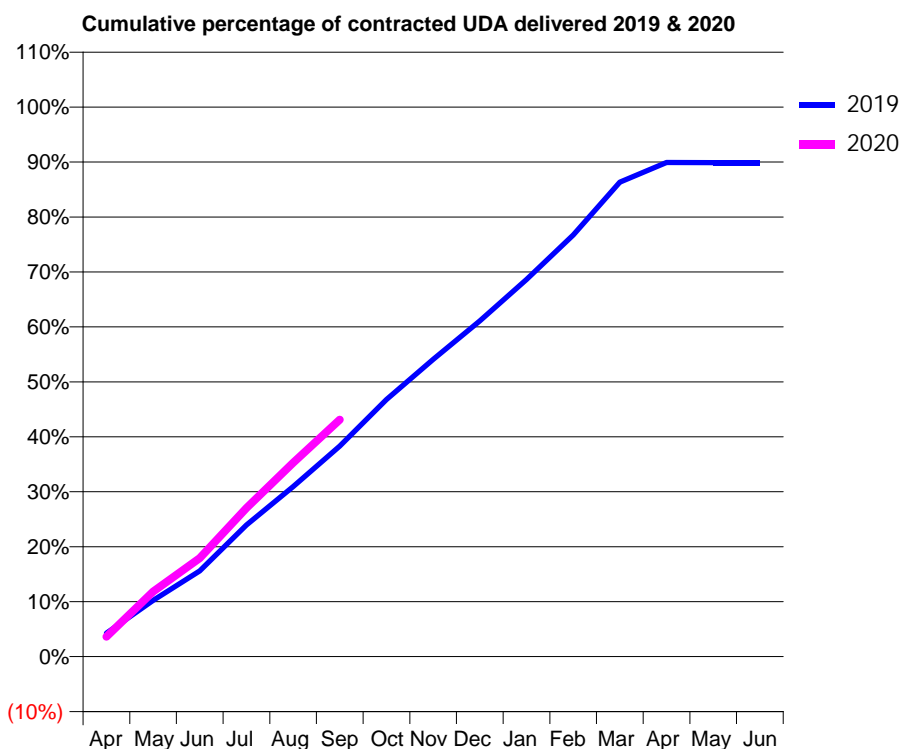
19/20 Contracted general activity (UDA)	20,354
Carry forward general activity (UDA)	0
19/20 Contracted orthodontic activity (UOA)	0
Carry forward orthodontic activity (UOA)	0
Baseline contract value	£559,025.38

### ACCESS\*

Patients seen in 24 months	Total	Change since previous quarter
Quarter ending September 2018	7,083	
Quarter ending December 2018	7,143	→
Quarter ending March 2019	7,117	→
Quarter ending June 2019	7,123	→
Quarter ending September 2019	7,086	→
<b>Variance since September 2018</b>	<b>0.0%</b>	<b>→</b>



### ACTIVITY



Month	Adjusted Scheduled Activity (UDA)	
	2019	2020
April	871	738
May	2,085	2,414
June	3,172	3,646
July	4,877	5,506
August	6,302	7,179
September	7,799	8,776
October	9,524	
November	11,014	
December	12,437	
January	13,971	
February	15,614	
March	17,571	
April	18,302	
May	18,297	
June	18,295	

### QUALITY

	Quantity	Base Number	Contract	AT	Region	England
% of FP17s for the same patient ID Re-attending within 3 months - Children	73	1,198	6.1%	10.2%	12.1%	11.5%
% of FP17s for the same patient ID Re-attending within 3 months - Adults	375	3,187	11.8%	14.1%	15.6%	15.4%
% of FP17s for the same patient ID Re-attending between 3 & 9 months - Children	544	1,198	45.4%	58.0%	61.2%	59.7%
% of FP17s for the same patient ID Re-attending between 3 & 9 months - Adults	1,446	3,187	45.4%	53.2%	54.3%	51.7%
% of FP17s for Band 1 Urgent Courses	280	4,101	6.8%	8.4%	9.1%	9.2%
% of FP17s Relating to Free Repair or Replacements	82	4,101	2.0%	1.1%	0.9%	0.7%
% of FP17s Relating to Continuations	72	4,101	1.8%	1.2%	1.0%	0.8%
% of Patients satisfied with the dentistry they have received	2	2	N/A	96.2%	94.4%	93.5%
% of Patients satisfied with the time they had to wait for an appointment	2	2	N/A	91.7%	88.1%	87.4%

\* This is based on patients treated on this contract for their most recent course of treatment. Figures in italics indicate the base number of FP17s or Patient Questionnaire responses are less than 100. N/A is shown where the base number of responses is less than 10 during the period. % is calculated as Quantity/Base number\*100

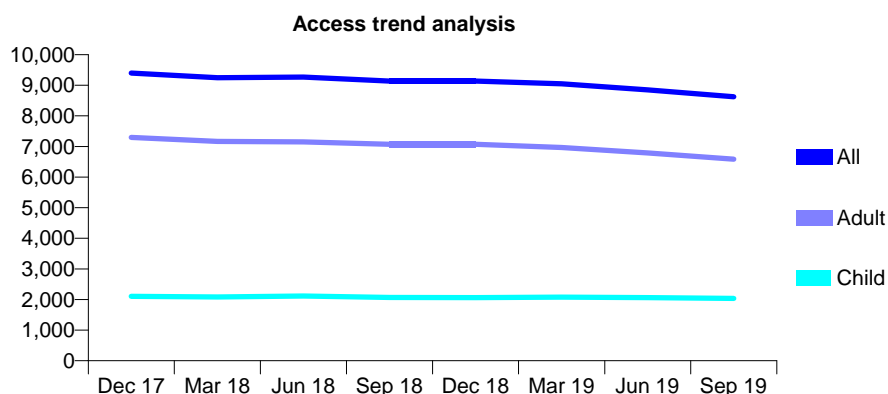
## Q49 - Vital Signs At a Glance Contract Report for 109290/0001 - September 2019

Name or company name	Kenton Park Dental Practice Partnership
Contract type name	GDS Contract
Purpose of contract	General
Contract start date	01/08/2013
Contract end date	

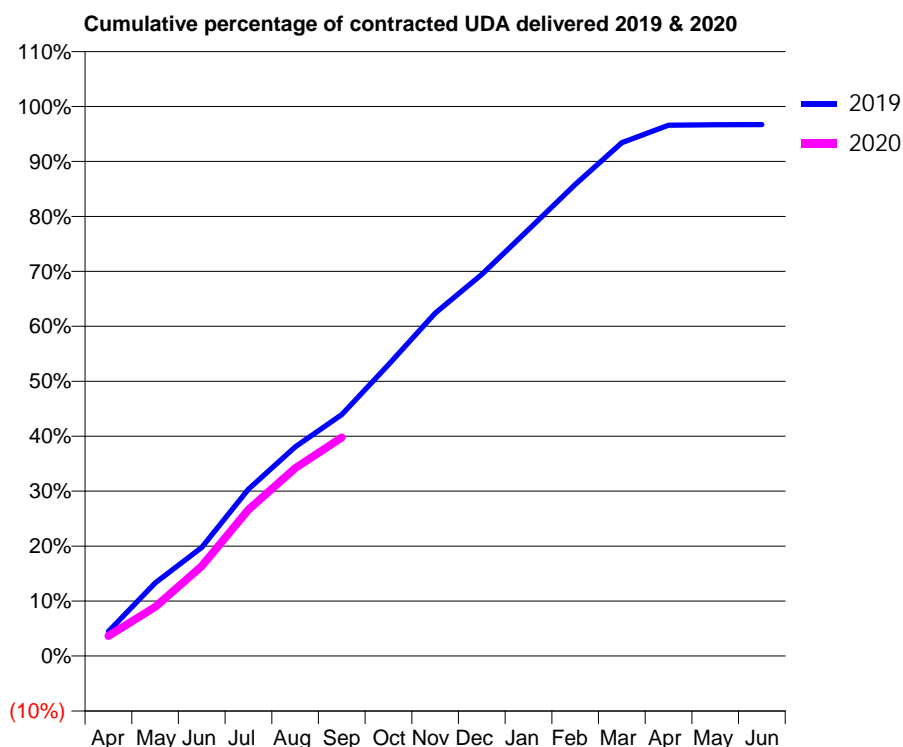
19/20 Contracted general activity (UDA)	25,000
Carry forward general activity (UDA)	0
19/20 Contracted orthodontic activity (UOA)	0
Carry forward orthodontic activity (UOA)	0
Baseline contract value	£656,927.57

### ACCESS\*

Patients seen in 24 months	Total	Change since previous quarter
Quarter ending September 2018	9,137	
Quarter ending December 2018	9,135	→
Quarter ending March 2019	9,048	→
Quarter ending June 2019	8,854	↓
Quarter ending September 2019	8,627	↓
<b>Variance since September 2018</b>	<b>(5.6%)</b>	<b>↓</b>



### ACTIVITY



Month	Adjusted Scheduled Activity (UDA)	
	2019	2020
April	1,120	913
May	3,325	2,232
June	4,944	4,095
July	7,595	6,660
August	9,518	8,547
September	10,986	9,938
October	13,251	
November	15,602	
December	17,358	
January	19,398	
February	21,451	
March	23,355	
April	24,140	
May	24,164	
June	24,173	

### QUALITY

	Quantity	Base Number	Contract	AT	Region	England
% of FP17s for the same patient ID Re-attending within 3 months - Children	73	1,239	5.9%	10.2%	12.1%	11.5%
% of FP17s for the same patient ID Re-attending within 3 months - Adults	531	3,666	14.5%	14.1%	15.6%	15.4%
% of FP17s for the same patient ID Re-attending between 3 & 9 months - Children	735	1,239	59.3%	58.0%	61.2%	59.7%
% of FP17s for the same patient ID Re-attending between 3 & 9 months - Adults	1,859	3,666	50.7%	53.2%	54.3%	51.7%
% of FP17s for Band 1 Urgent Courses	440	4,545	9.7%	8.4%	9.1%	9.2%
% of FP17s Relating to Free Repair or Replacements	40	4,545	0.9%	1.1%	0.9%	0.7%
% of FP17s Relating to Continuations	84	4,545	1.8%	1.2%	1.0%	0.8%
% of Patients satisfied with the dentistry they have received	5	5	N/A	96.2%	94.4%	93.5%
% of Patients satisfied with the time they had to wait for an appointment	4	5	N/A	91.7%	88.1%	87.4%

\* This is based on patients treated on this contract for their most recent course of treatment.

Figures in italics indicate the base number of FP17s or Patient Questionnaire responses are less than 100. N/A is shown where the base number of responses is less than 10 during the period. % is calculated as Quantity/Base number\*100

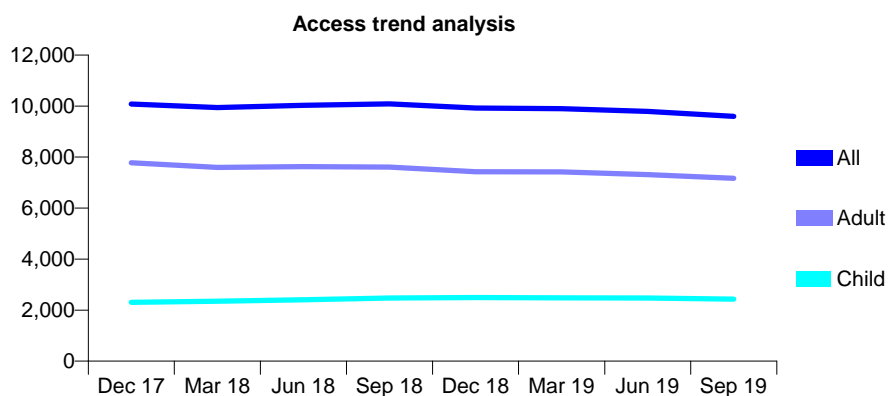
## Q49 - Vital Signs At a Glance Contract Report for 109401/0002 - September 2019

Name or company name	IDH 406 Ltd
Contract type name	GDS Contract
Purpose of contract	General
Contract start date	01/05/2009
Contract end date	

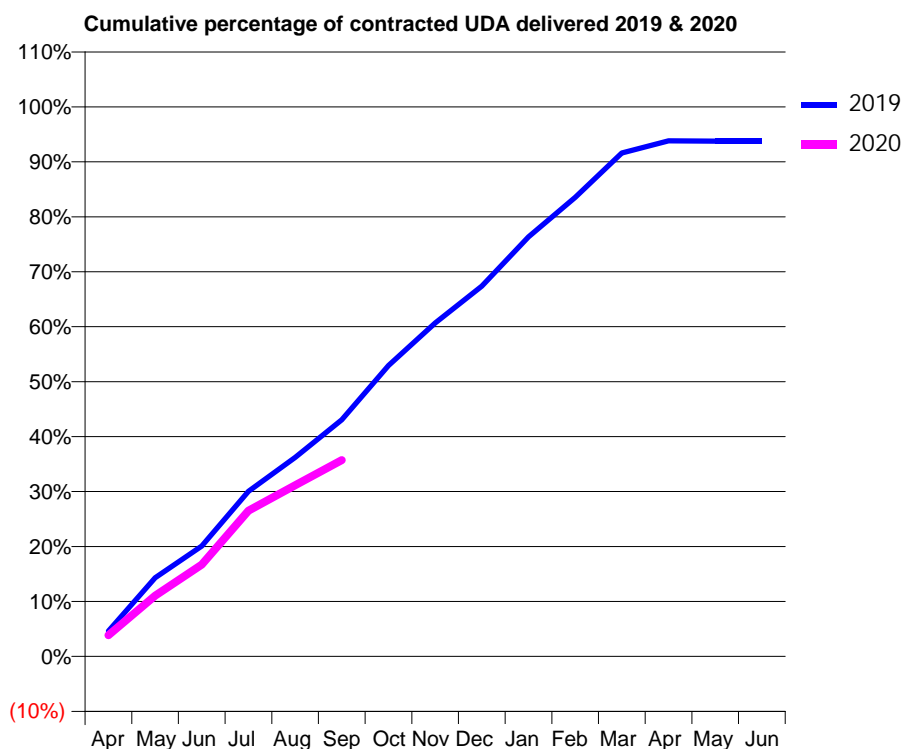
19/20 Contracted general activity (UDA)	28,624
Carry forward general activity (UDA)	0
19/20 Contracted orthodontic activity (UOA)	0
Carry forward orthodontic activity (UOA)	0
Baseline contract value	£707,158.73

### ACCESS\*

Patients seen in 24 months	Total	Change since previous quarter
Quarter ending September 2018	10,085	
Quarter ending December 2018	9,923	↓
Quarter ending March 2019	9,903	→
Quarter ending June 2019	9,791	↓
Quarter ending September 2019	9,597	↓
<b>Variance since September 2018</b>	<b>(4.8%)</b>	<b>↓</b>



### ACTIVITY



Month	2019	2020
April	1,324	1,109
May	4,100	3,167
June	5,750	4,782
July	8,599	7,590
August	10,370	8,913
September	12,327	10,225
October	15,153	
November	17,370	
December	19,284	
January	21,852	
February	23,910	
March	26,216	
April	26,848	
May	26,840	
June	26,836	

### QUALITY

	Quantity	Base Number	Contract	AT	Region	England
% of FP17s for the same patient ID Re-attending within 3 months - Children	43	1,472	2.9%	10.2%	12.1%	11.5%
% of FP17s for the same patient ID Re-attending within 3 months - Adults	301	4,172	7.2%	14.1%	15.6%	15.4%
% of FP17s for the same patient ID Re-attending between 3 & 9 months - Children	939	1,472	63.8%	58.0%	61.2%	59.7%
% of FP17s for the same patient ID Re-attending between 3 & 9 months - Adults	2,484	4,172	59.5%	53.2%	54.3%	51.7%
% of FP17s for Band 1 Urgent Courses	411	5,341	7.7%	8.4%	9.1%	9.2%
% of FP17s Relating to Free Repair or Replacements	26	5,341	0.5%	1.1%	0.9%	0.7%
% of FP17s Relating to Continuations	30	5,341	0.6%	1.2%	1.0%	0.8%
% of Patients satisfied with the dentistry they have received	2	2	N/A	96.2%	94.4%	93.5%
% of Patients satisfied with the time they had to wait for an appointment	1	2	N/A	91.7%	88.1%	87.4%

\* This is based on patients treated on this contract for their most recent course of treatment. Figures in italics indicate the base number of FP17s or Patient Questionnaire responses are less than 100. N/A is shown where the base number of responses is less than 10 during the period. % is calculated as Quantity/Base number\*100

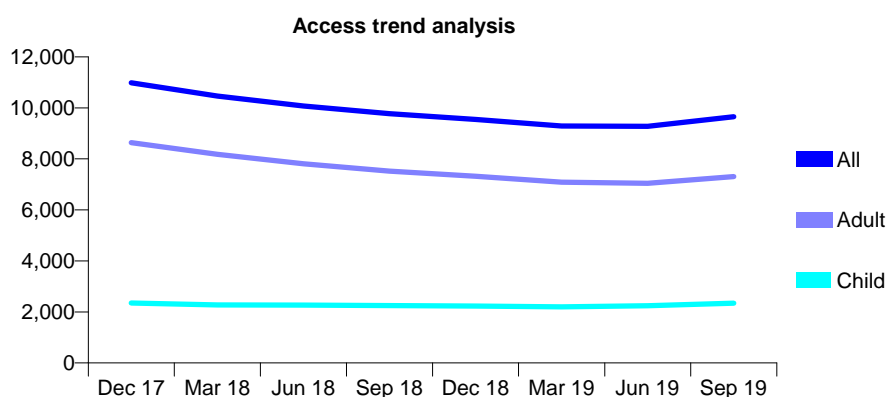
## Q49 - Vital Signs At a Glance Contract Report for 116521/0001 - September 2019

Name or company name	Central Dental Practice
Contract type name	GDS Contract
Purpose of contract	General
Contract start date	01/04/2010
Contract end date	

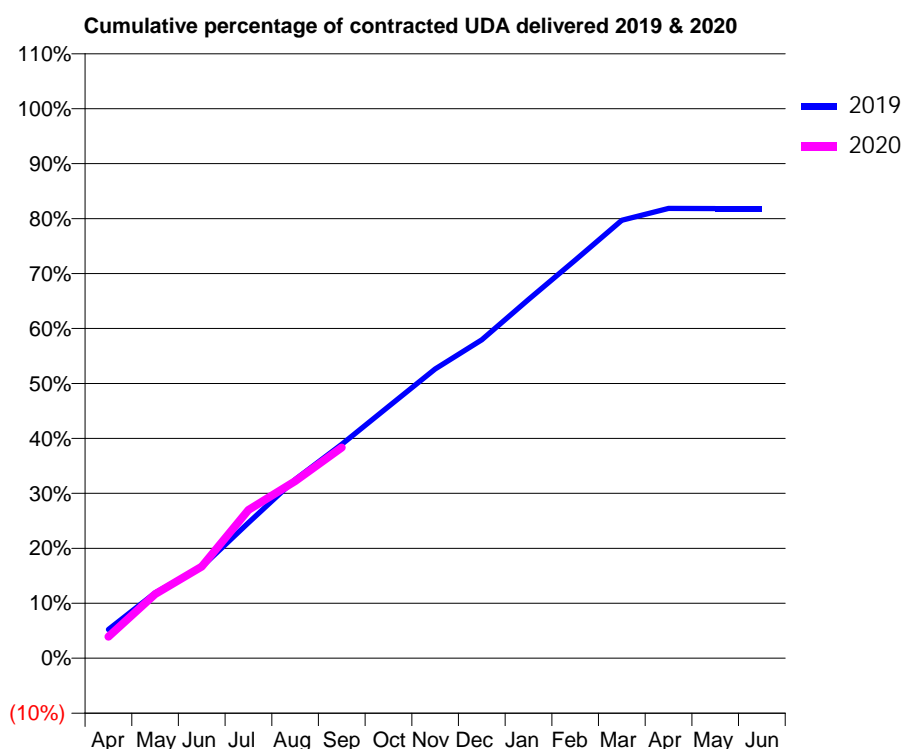
19/20 Contracted general activity (UDA)	36,564
Carry forward general activity (UDA)	0
19/20 Contracted orthodontic activity (UOA)	0
Carry forward orthodontic activity (UOA)	0
Baseline contract value	£894,710.62

### ACCESS\*

Patients seen in 24 months	Total	Change since previous quarter
Quarter ending September 2018	9,771	
Quarter ending December 2018	9,547	↓
Quarter ending March 2019	9,290	↓
Quarter ending June 2019	9,280	→
Quarter ending September 2019	9,653	↑
<b>Variance since September 2018</b>	<b>(1.2%)</b>	<b>↓</b>



### ACTIVITY



Month	2019	2020
April	1,909	1,429
May	4,354	4,261
June	6,076	6,098
July	9,018	9,860
August	11,893	11,778
September	14,236	14,026
October	16,746	
November	19,252	
December	21,187	
January	23,874	
February	26,494	
March	29,132	
April	29,921	
May	29,918	
June	29,915	

### QUALITY

	Quantity	Base Number	Contract	AT	Region	England
% of FP17s for the same patient ID Re-attending within 3 months - Children	80	1,649	4.9%	10.2%	12.1%	11.5%
% of FP17s for the same patient ID Re-attending within 3 months - Adults	576	4,799	12.0%	14.1%	15.6%	15.4%
% of FP17s for the same patient ID Re-attending between 3 & 9 months - Children	986	1,649	59.8%	58.0%	61.2%	59.7%
% of FP17s for the same patient ID Re-attending between 3 & 9 months - Adults	2,419	4,799	50.4%	53.2%	54.3%	51.7%
% of FP17s for Band 1 Urgent Courses	774	6,169	12.5%	8.4%	9.1%	9.2%
% of FP17s Relating to Free Repair or Replacements	62	6,169	1.0%	1.1%	0.9%	0.7%
% of FP17s Relating to Continuations	39	6,169	0.6%	1.2%	1.0%	0.8%
% of Patients satisfied with the dentistry they have received	0	0	N/A	96.2%	94.4%	93.5%
% of Patients satisfied with the time they had to wait for an appointment	0	0	N/A	91.7%	88.1%	87.4%

\* This is based on patients treated on this contract for their most recent course of treatment.

Figures in italics indicate the base number of FP17s or Patient Questionnaire responses are less than 100. N/A is shown where the base number of responses is less than 10 during the period. % is calculated as Quantity/Base number\*100

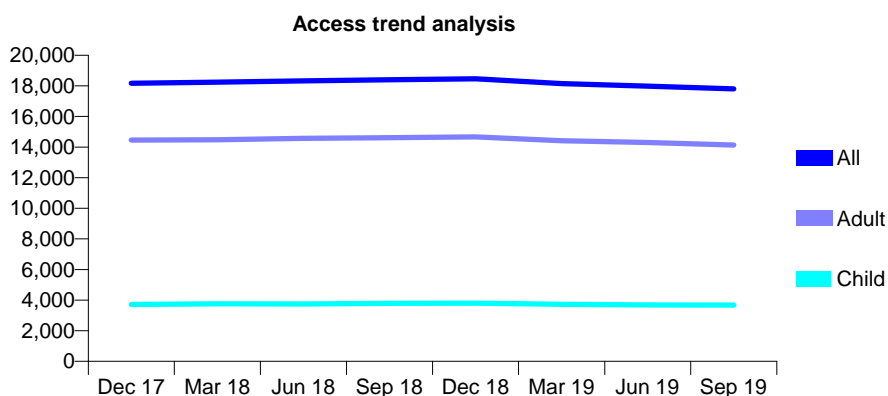
## Q49 - Vital Signs At a Glance Contract Report for 116998/0001 - September 2019

Name or company name	The Cowpen and Waterloo Dental Practice
Contract type name	GDS Contract
Purpose of contract	General
Contract start date	30/07/2013
Contract end date	

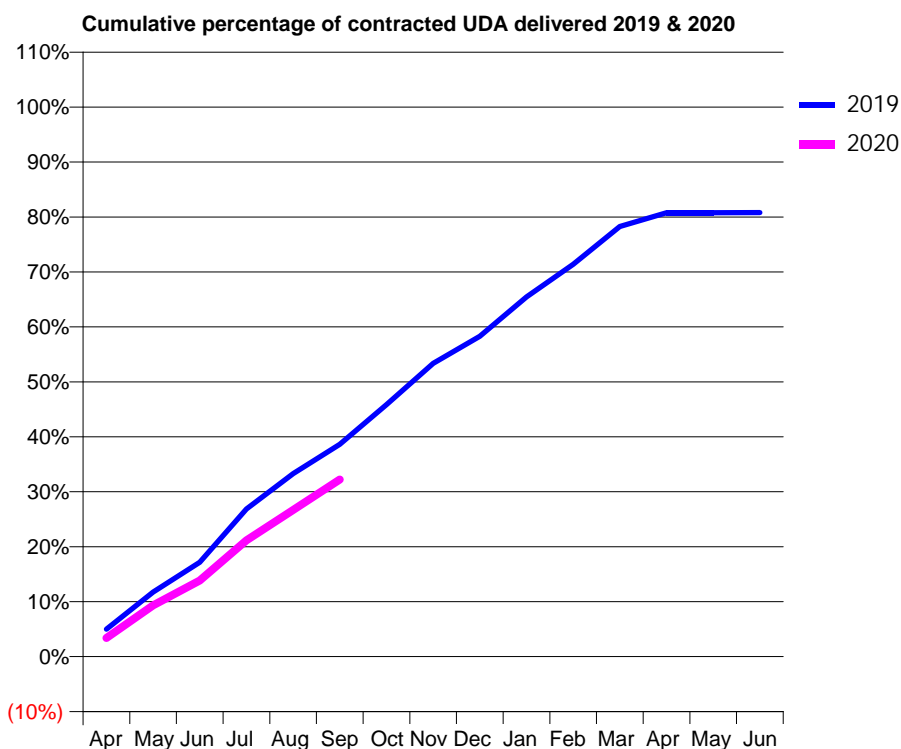
19/20 Contracted general activity (UDA)	61,155
Carry forward general activity (UDA)	0
19/20 Contracted orthodontic activity (UOA)	0
Carry forward orthodontic activity (UOA)	0
Baseline contract value	£1,937,707.94

### ACCESS\*

Patients seen in 24 months	Total	Change since previous quarter
Quarter ending September 2018	18,402	
Quarter ending December 2018	18,464	→
Quarter ending March 2019	18,151	↓
Quarter ending June 2019	17,983	→
Quarter ending September 2019	17,806	→
<b>Variance since September 2018</b>	<b>(3.2%)</b>	<b>↓</b>



### ACTIVITY



Month	Adjusted Scheduled Activity (UDA)	
	2019	2020
April	2,931	2,068
May	6,923	5,700
June	10,107	8,462
July	15,816	12,935
August	19,605	16,335
September	22,735	19,710
October	26,986	
November	31,407	
December	34,306	
January	38,520	
February	42,014	
March	46,063	
April	47,539	
May	47,534	
June	47,551	

### QUALITY

	Quantity	Base Number	Contract	AT	Region	England
% of FP17s for the same patient ID Re-attending within 3 months - Children	145	2,316	6.3%	10.2%	12.1%	11.5%
% of FP17s for the same patient ID Re-attending within 3 months - Adults	1,120	8,443	13.3%	14.1%	15.6%	15.4%
% of FP17s for the same patient ID Re-attending between 3 & 9 months - Children	1,232	2,316	53.2%	58.0%	61.2%	59.7%
% of FP17s for the same patient ID Re-attending between 3 & 9 months - Adults	4,470	8,443	52.9%	53.2%	54.3%	51.7%
% of FP17s for Band 1 Urgent Courses	837	10,156	8.2%	8.4%	9.1%	9.2%
% of FP17s Relating to Free Repair or Replacements	108	10,156	1.1%	1.1%	0.9%	0.7%
% of FP17s Relating to Continuations	164	10,156	1.6%	1.2%	1.0%	0.8%
% of Patients satisfied with the dentistry they have received	6	7	N/A	96.2%	94.4%	93.5%
% of Patients satisfied with the time they had to wait for an appointment	6	7	N/A	91.7%	88.1%	87.4%

\* This is based on patients treated on this contract for their most recent course of treatment. Figures in italics indicate the base number of FP17s or Patient Questionnaire responses are less than 100. N/A is shown where the base number of responses is less than 10 during the period. % is calculated as Quantity/Base number\*100

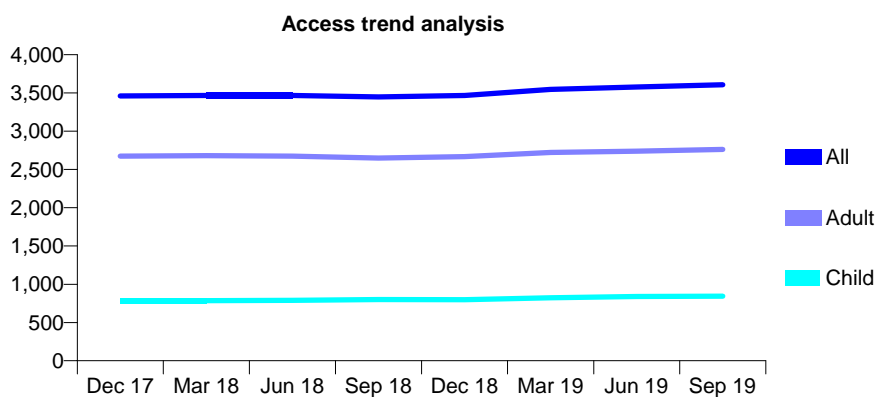
## Q49 - Vital Signs At a Glance Contract Report for 123145/0001 - September 2019

Name or company name	Melita Dental Practice Limited
Contract type name	GDS Contract
Purpose of contract	General
Contract start date	01/11/2012
Contract end date	

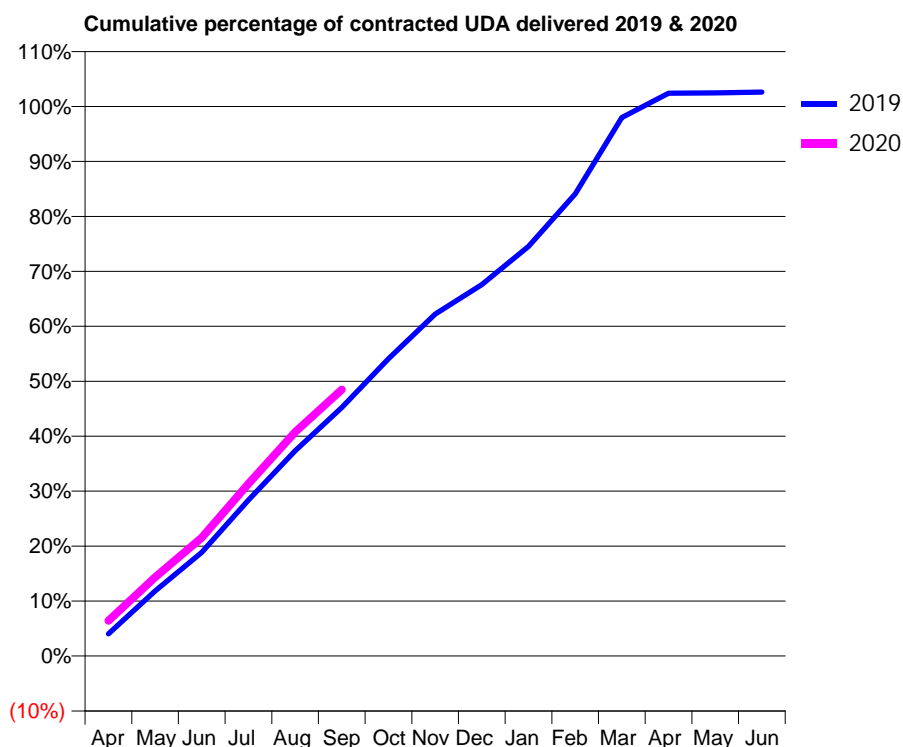
19/20 Contracted general activity (UDA)	8,408
Carry forward general activity (UDA)	-168
19/20 Contracted orthodontic activity (UOA)	0
Carry forward orthodontic activity (UOA)	0
Baseline contract value	£186,671.38

### ACCESS\*

Patients seen in 24 months	Total	Change since previous quarter
Quarter ending September 2018	3,448	
Quarter ending December 2018	3,465	→
Quarter ending March 2019	3,546	↑
Quarter ending June 2019	3,578	→
Quarter ending September 2019	3,607	→
<b>Variance since September 2018</b>	<b>4.6%</b>	<b>↑</b>



### ACTIVITY



Month	Adjusted Scheduled Activity (UDA)	
	2019	2020
April	339	539
May	994	1,208
June	1,586	1,810
July	2,386	2,635
August	3,141	3,426
September	3,802	4,076
October	4,549	
November	5,230	
December	5,680	
January	6,267	
February	7,071	
March	8,237	
April	8,612	
May	8,615	
June	8,628	

### QUALITY

	Quantity	Base Number	Contract	AT	Region	England
% of FP17s for the same patient ID Re-attending within 3 months - Children	52	706	7.4%	10.2%	12.1%	11.5%
% of FP17s for the same patient ID Re-attending within 3 months - Adults	318	2,278	14.0%	14.1%	15.6%	15.4%
% of FP17s for the same patient ID Re-attending between 3 & 9 months - Children	476	706	67.4%	58.0%	61.2%	59.7%
% of FP17s for the same patient ID Re-attending between 3 & 9 months - Adults	1,476	2,278	64.8%	53.2%	54.3%	51.7%
% of FP17s for Band 1 Urgent Courses	259	2,446	10.6%	8.4%	9.1%	9.2%
% of FP17s Relating to Free Repair or Replacements	10	2,446	0.4%	1.1%	0.9%	0.7%
% of FP17s Relating to Continuations	11	2,446	0.4%	1.2%	1.0%	0.8%
% of Patients satisfied with the dentistry they have received	1	1	N/A	96.2%	94.4%	93.5%
% of Patients satisfied with the time they had to wait for an appointment	1	1	N/A	91.7%	88.1%	87.4%

\* This is based on patients treated on this contract for their most recent course of treatment. Figures in italics indicate the base number of FP17s or Patient Questionnaire responses are less than 100. N/A is shown where the base number of responses is less than 10 during the period. % is calculated as Quantity/Base number\*100

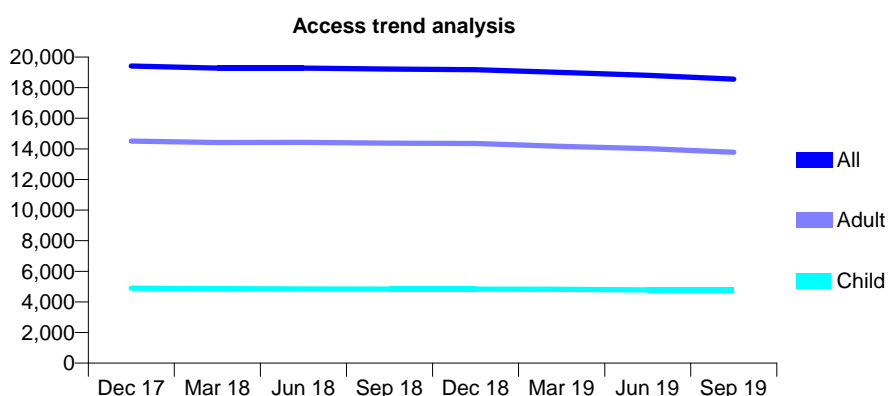
## Q49 - Vital Signs At a Glance Contract Report for 126624/0001 - September 2019

Name or company name	The Killingworth Dental Practice Partnership
Contract type name	GDS Contract
Purpose of contract	General and Orthodontic
Contract start date	01/05/2013
Contract end date	

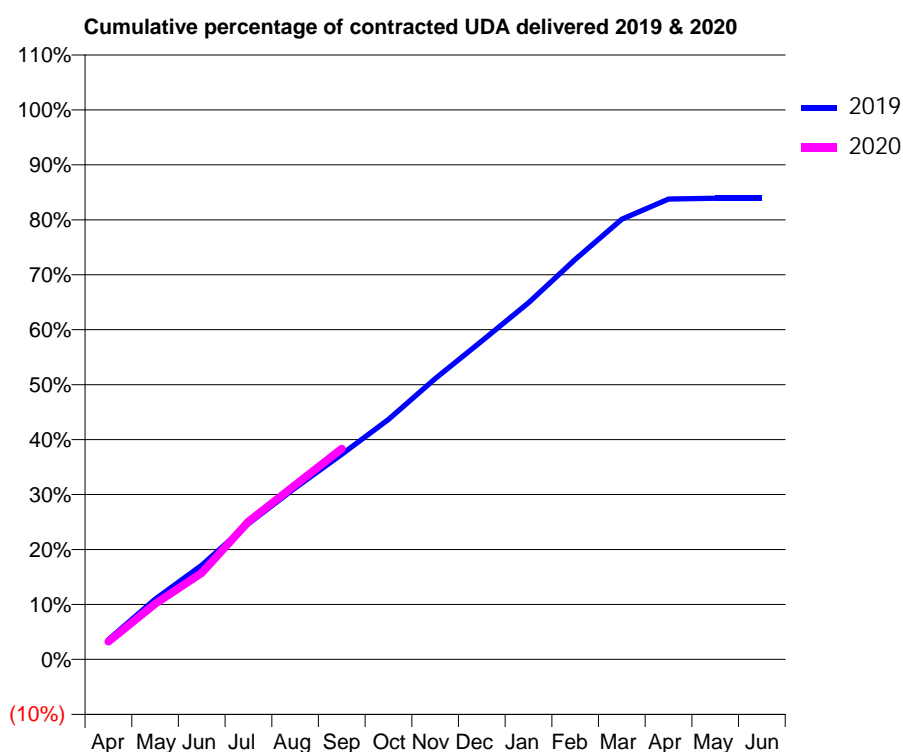
19/20 Contracted general activity (UDA)	58,286
Carry forward general activity (UDA)	0
19/20 Contracted orthodontic activity (UOA)	2,619
Carry forward orthodontic activity (UOA)	-11
Baseline contract value	£1,913,686.38

### ACCESS\*

Patients seen in 24 months	Total	Change since previous quarter
Quarter ending September 2018	19,213	
Quarter ending December 2018	19,180	→
Quarter ending March 2019	18,990	→
Quarter ending June 2019	18,811	→
Quarter ending September 2019	18,557	↓
<b>Variance since September 2018</b>	<b>(3.4%)</b>	<b>↓</b>



### ACTIVITY



Month	2019	2020
April	2,104	1,904
May	6,392	5,906
June	9,994	9,167
July	14,403	14,630
August	18,191	18,498
September	21,762	22,351
October	25,453	
November	29,785	
December	33,766	
January	37,835	
February	42,426	
March	46,690	
April	48,832	
May	48,902	
June	48,912	

### QUALITY

	Quantity	Base Number	Contract	AT	Region	England
% of FP17s for the same patient ID Re-attending within 3 months - Children	232	2,972	7.8%	10.2%	12.1%	11.5%
% of FP17s for the same patient ID Re-attending within 3 months - Adults	1,204	8,087	14.9%	14.1%	15.6%	15.4%
% of FP17s for the same patient ID Re-attending between 3 & 9 months - Children	1,461	2,972	49.2%	58.0%	61.2%	59.7%
% of FP17s for the same patient ID Re-attending between 3 & 9 months - Adults	3,707	8,087	45.8%	53.2%	54.3%	51.7%
% of FP17s for Band 1 Urgent Courses	1,118	10,142	11.0%	8.4%	9.1%	9.2%
% of FP17s Relating to Free Repair or Replacements	127	10,142	1.3%	1.1%	0.9%	0.7%
% of FP17s Relating to Continuations	147	10,142	1.4%	1.2%	1.0%	0.8%
% of Patients satisfied with the dentistry they have received	8	8	N/A	96.2%	94.4%	93.5%
% of Patients satisfied with the time they had to wait for an appointment	6	8	N/A	91.7%	88.1%	87.4%

\* This is based on patients treated on this contract for their most recent course of treatment. Figures in italics indicate the base number of FP17s or Patient Questionnaire responses are less than 100. N/A is shown where the base number of responses is less than 10 during the period. % is calculated as Quantity/Base number\*100

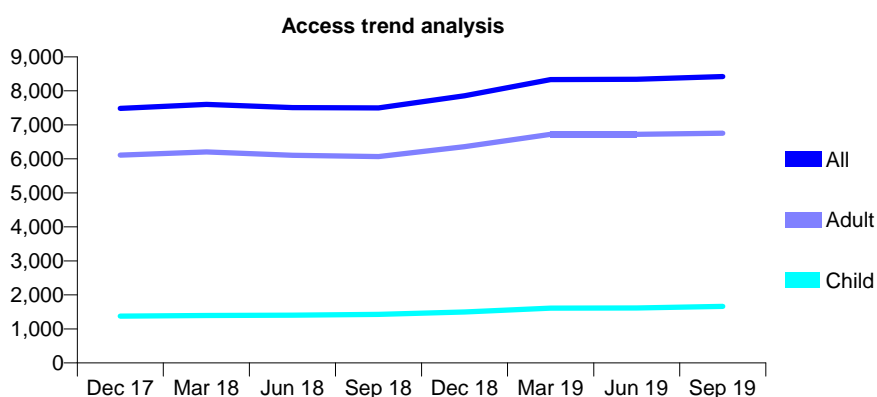
## Q49 - Vital Signs At a Glance Contract Report for 127825/0001 - September 2019

Name or company name	Chandlers Lane Dental Practice Ltd
Contract type name	GDS Contract
Purpose of contract	General and Orthodontic
Contract start date	01/05/2011
Contract end date	

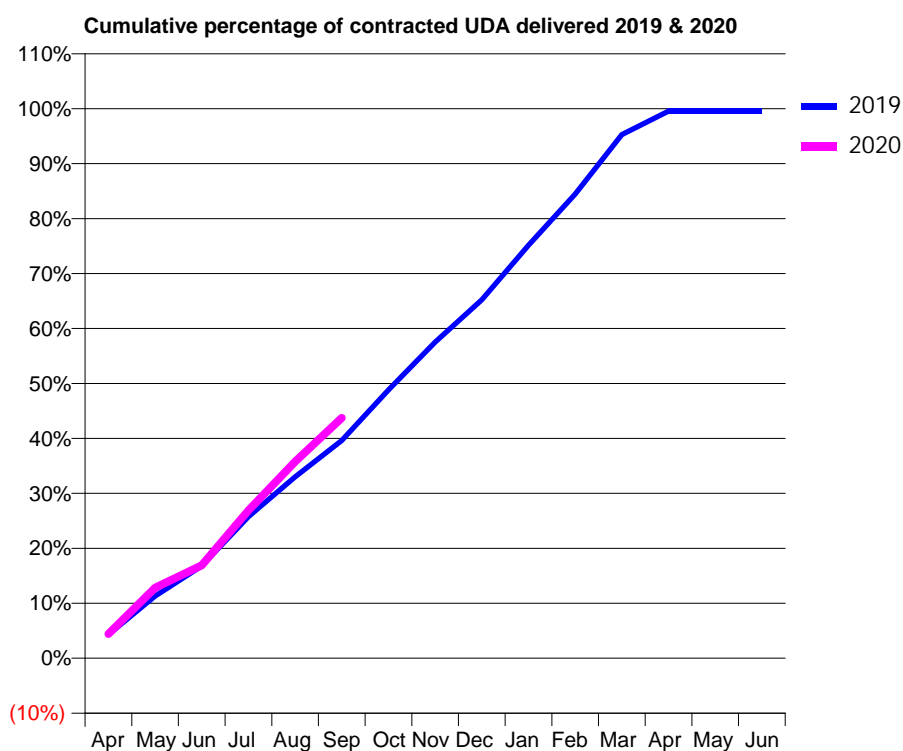
19/20 Contracted general activity (UDA)	23,054
Carry forward general activity (UDA)	48
19/20 Contracted orthodontic activity (UOA)	0
Carry forward orthodontic activity (UOA)	0
Baseline contract value	£585,435.98

### ACCESS\*

Patients seen in 24 months	Total	Change since previous quarter
Quarter ending September 2018	7,499	
Quarter ending December 2018	7,858	↑
Quarter ending March 2019	8,332	↑
Quarter ending June 2019	8,341	→
Quarter ending September 2019	8,420	→
<b>Variance since September 2018</b>	<b>12.3%</b>	<b>↑</b>



### ACTIVITY



Month	2019	2020
April	993	1,018
May	2,609	2,955
June	3,871	3,899
July	5,937	6,204
August	7,613	8,248
September	9,135	10,078
October	11,259	
November	13,262	
December	15,036	
January	17,324	
February	19,473	
March	21,962	
April	22,951	
May	22,949	
June	22,949	

### QUALITY

	Quantity	Base Number	Contract	AT	Region	England
% of FP17s for the same patient ID Re-attending within 3 months - Children	70	1,425	4.9%	10.2%	12.1%	11.5%
% of FP17s for the same patient ID Re-attending within 3 months - Adults	485	5,443	8.9%	14.1%	15.6%	15.4%
% of FP17s for the same patient ID Re-attending between 3 & 9 months - Children	1,094	1,425	76.8%	58.0%	61.2%	59.7%
% of FP17s for the same patient ID Re-attending between 3 & 9 months - Adults	3,949	5,443	72.6%	53.2%	54.3%	51.7%
% of FP17s for Band 1 Urgent Courses	216	6,328	3.4%	8.4%	9.1%	9.2%
% of FP17s Relating to Free Repair or Replacements	36	6,328	0.6%	1.1%	0.9%	0.7%
% of FP17s Relating to Continuations	69	6,328	1.1%	1.2%	1.0%	0.8%
% of Patients satisfied with the dentistry they have received	6	6	N/A	96.2%	94.4%	93.5%
% of Patients satisfied with the time they had to wait for an appointment	6	6	N/A	91.7%	88.1%	87.4%

\* This is based on patients treated on this contract for their most recent course of treatment.

Figures in italics indicate the base number of FP17s or Patient Questionnaire responses are less than 100. N/A is shown where the base number of responses is less than 10 during the period. % is calculated as Quantity/Base number\*100



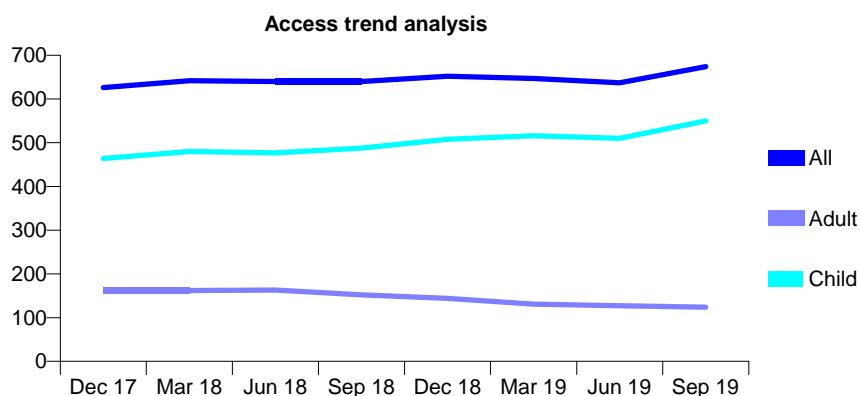
## Q49 - Vital Signs At a Glance Contract Report for 128147/0001 - September 2019

Name or company name	Derwent Dental Care Limited
Contract type name	GDS Contract
Purpose of contract	General
Contract start date	11/03/2011
Contract end date	

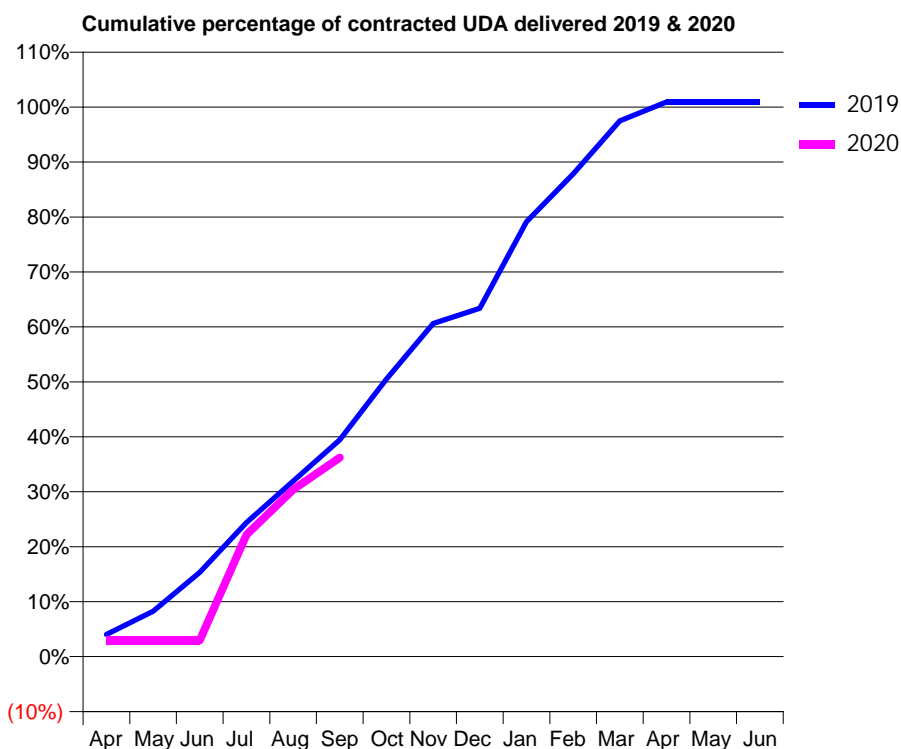
19/20 Contracted general activity (UDA)	1,700
Carry forward general activity (UDA)	-15
19/20 Contracted orthodontic activity (UOA)	0
Carry forward orthodontic activity (UOA)	0
Baseline contract value	£41,609.69

### ACCESS\*

Patients seen in 24 months	Total	Change since previous quarter
Quarter ending September 2018	640	
Quarter ending December 2018	652	→
Quarter ending March 2019	647	→
Quarter ending June 2019	637	↓
Quarter ending September 2019	674	↑
<b>Variance since September 2018</b>	<b>5.3%</b>	<b>↑</b>



### ACTIVITY



Month	Adjusted Scheduled Activity (UDA)	
	2019	2020
April	69	50
May	141	50
June	261	50
July	415	377
August	543	517
September	670	616
October	859	
November	1,030	
December	1,078	
January	1,346	
February	1,493	
March	1,657	
April	1,715	
May	1,715	
June	1,715	

### QUALITY

	Quantity	Base Number	Contract	AT	Region	England
% of FP17s for the same patient ID Re-attending within 3 months - Children	30	488	6.1%	10.2%	12.1%	11.5%
% of FP17s for the same patient ID Re-attending within 3 months - Adults	6	62	9.7%	14.1%	15.6%	15.4%
% of FP17s for the same patient ID Re-attending between 3 & 9 months - Children	318	488	65.2%	58.0%	61.2%	59.7%
% of FP17s for the same patient ID Re-attending between 3 & 9 months - Adults	42	62	67.7%	53.2%	54.3%	51.7%
% of FP17s for Band 1 Urgent Courses	15	513	2.9%	8.4%	9.1%	9.2%
% of FP17s Relating to Free Repair or Replacements	0	513	0.0%	1.1%	0.9%	0.7%
% of FP17s Relating to Continuations	5	513	1.0%	1.2%	1.0%	0.8%
% of Patients satisfied with the dentistry they have received	0	0	N/A	96.2%	94.4%	93.5%
% of Patients satisfied with the time they had to wait for an appointment	0	0	N/A	91.7%	88.1%	87.4%

\* This is based on patients treated on this contract for their most recent course of treatment. Figures in italics indicate the base number of FP17s or Patient Questionnaire responses are less than 100. N/A is shown where the base number of responses is less than 10 during the period. % is calculated as Quantity/Base number\*100

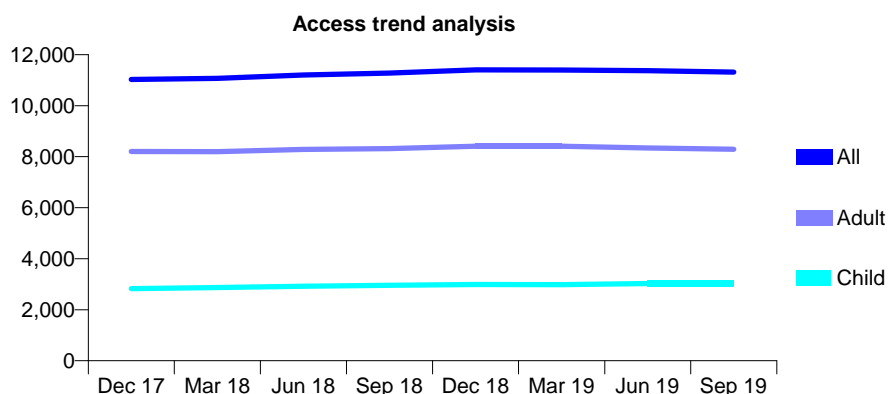
## Q49 - Vital Signs At a Glance Contract Report for 130974/0001 - September 2019

Name or company name	Heaton and Blakelaw Partnership
Contract type name	GDS Contract
Purpose of contract	General
Contract start date	27/10/2014
Contract end date	

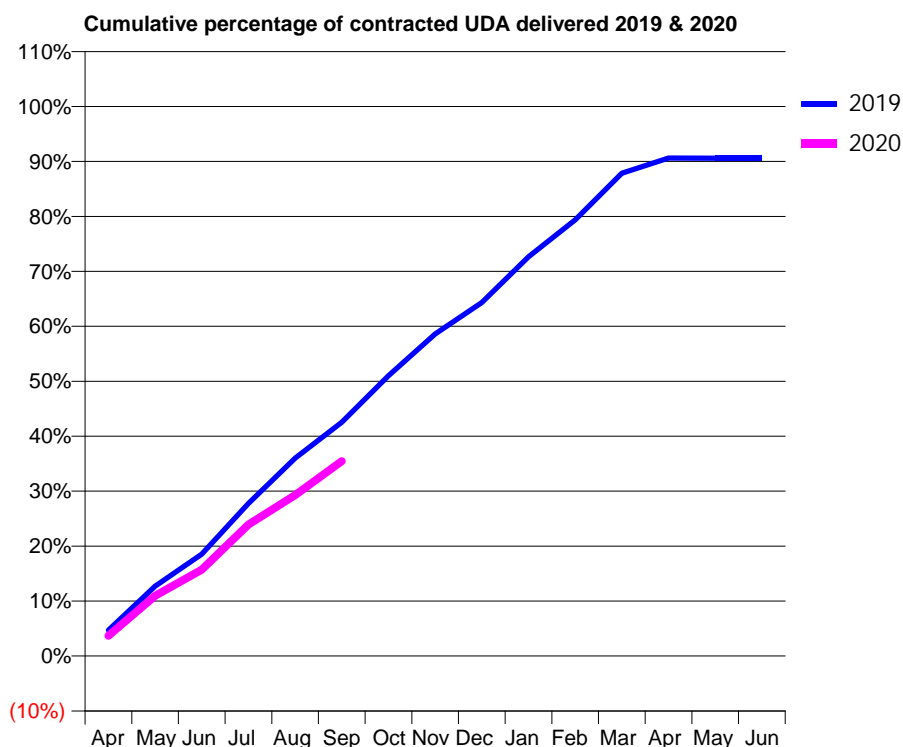
19/20 Contracted general activity (UDA)	39,634
Carry forward general activity (UDA)	0
19/20 Contracted orthodontic activity (UOA)	0
Carry forward orthodontic activity (UOA)	0
Baseline contract value	£951,708.05

### ACCESS\*

Patients seen in 24 months	Total	Change since previous quarter
Quarter ending September 2018	11,276	
Quarter ending December 2018	11,399	→
Quarter ending March 2019	11,396	→
Quarter ending June 2019	11,372	→
Quarter ending September 2019	11,318	→
<b>Variance since September 2018</b>	<b>0.4%</b>	<b>→</b>



### ACTIVITY



Month	Adjusted Scheduled Activity (UDA)	
	2019	2020
April	1,870	1,459
May	5,032	4,342
June	7,348	6,224
July	11,011	9,480
August	14,272	11,600
September	16,855	14,057
October	20,209	
November	23,228	
December	25,497	
January	28,788	
February	31,455	
March	34,807	
April	35,909	
May	35,896	
June	35,896	

### QUALITY

	Quantity	Base Number	Contract	AT	Region	England
% of FP17s for the same patient ID Re-attending within 3 months - Children	87	1,851	4.7%	10.2%	12.1%	11.5%
% of FP17s for the same patient ID Re-attending within 3 months - Adults	530	4,710	11.3%	14.1%	15.6%	15.4%
% of FP17s for the same patient ID Re-attending between 3 & 9 months - Children	1,044	1,851	56.4%	58.0%	61.2%	59.7%
% of FP17s for the same patient ID Re-attending between 3 & 9 months - Adults	2,618	4,710	55.6%	53.2%	54.3%	51.7%
% of FP17s for Band 1 Urgent Courses	286	6,170	4.6%	8.4%	9.1%	9.2%
% of FP17s Relating to Free Repair or Replacements	73	6,170	1.2%	1.1%	0.9%	0.7%
% of FP17s Relating to Continuations	95	6,170	1.5%	1.2%	1.0%	0.8%
% of Patients satisfied with the dentistry they have received	6	6	N/A	96.2%	94.4%	93.5%
% of Patients satisfied with the time they had to wait for an appointment	6	6	N/A	91.7%	88.1%	87.4%

\* This is based on patients treated on this contract for their most recent course of treatment.

Figures in italics indicate the base number of FP17s or Patient Questionnaire responses are less than 100. N/A is shown where the base number of responses is less than 10 during the period. % is calculated as Quantity/Base number\*100

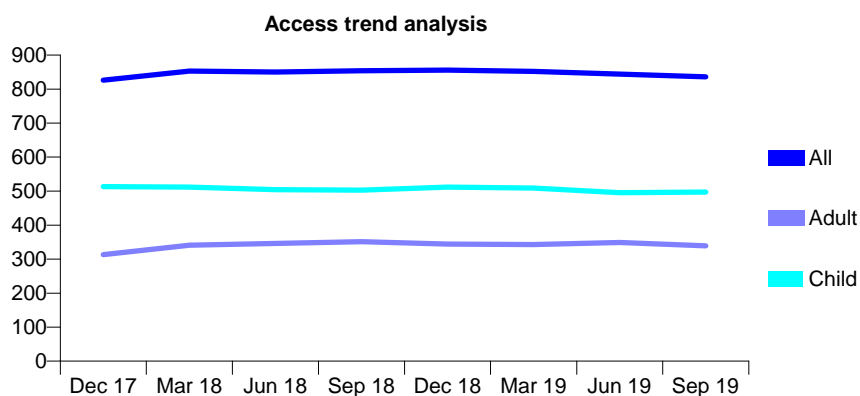
## Q49 - Vital Signs At a Glance Contract Report for 131962/0001 - September 2019

Name or company name	Gateshead Lobley Hill Partnership
Contract type name	GDS Contract
Purpose of contract	General
Contract start date	01/07/2013
Contract end date	

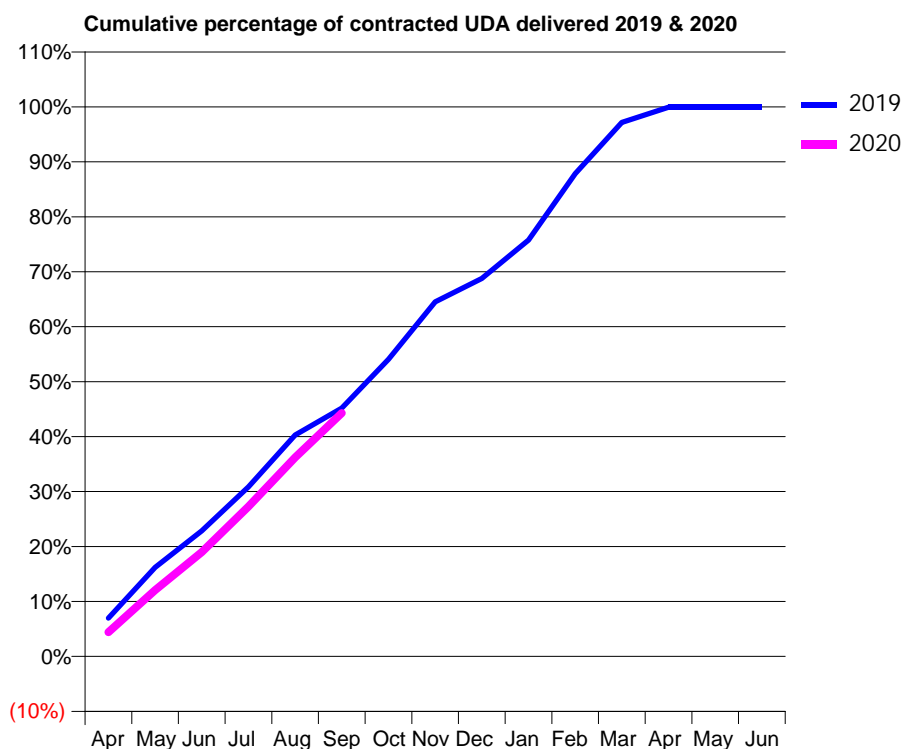
19/20 Contracted general activity (UDA)	2,475
Carry forward general activity (UDA)	1
19/20 Contracted orthodontic activity (UOA)	0
Carry forward orthodontic activity (UOA)	0
Baseline contract value	£69,364.73

### ACCESS\*

Patients seen in 24 months	Total	Change since previous quarter
Quarter ending September 2018	854	
Quarter ending December 2018	856	→
Quarter ending March 2019	852	→
Quarter ending June 2019	844	→
Quarter ending September 2019	836	→
<b>Variance since September 2018</b>	<b>(2.1%)</b>	<b>↓</b>



### ACTIVITY



Month	2019	2020
April	173	109
May	401	299
June	566	470
July	764	676
August	998	896
September	1,118	1,096
October	1,338	
November	1,597	
December	1,702	
January	1,875	
February	2,175	
March	2,405	
April	2,474	
May	2,474	
June	2,474	

### QUALITY

	Quantity	Base Number	Contract	AT	Region	England
% of FP17s for the same patient ID Re-attending within 3 months - Children	47	452	10.4%	10.2%	12.1%	11.5%
% of FP17s for the same patient ID Re-attending within 3 months - Adults	41	239	17.2%	14.1%	15.6%	15.4%
% of FP17s for the same patient ID Re-attending between 3 & 9 months - Children	327	452	72.3%	58.0%	61.2%	59.7%
% of FP17s for the same patient ID Re-attending between 3 & 9 months - Adults	150	239	62.8%	53.2%	54.3%	51.7%
% of FP17s for Band 1 Urgent Courses	40	651	6.1%	8.4%	9.1%	9.2%
% of FP17s Relating to Free Repair or Replacements	1	651	0.2%	1.1%	0.9%	0.7%
% of FP17s Relating to Continuations	11	651	1.7%	1.2%	1.0%	0.8%
% of Patients satisfied with the dentistry they have received	0	0	N/A	96.2%	94.4%	93.5%
% of Patients satisfied with the time they had to wait for an appointment	0	0	N/A	91.7%	88.1%	87.4%

\* This is based on patients treated on this contract for their most recent course of treatment. Figures in italics indicate the base number of FP17s or Patient Questionnaire responses are less than 100. N/A is shown where the base number of responses is less than 10 during the period. % is calculated as Quantity/Base number\*100

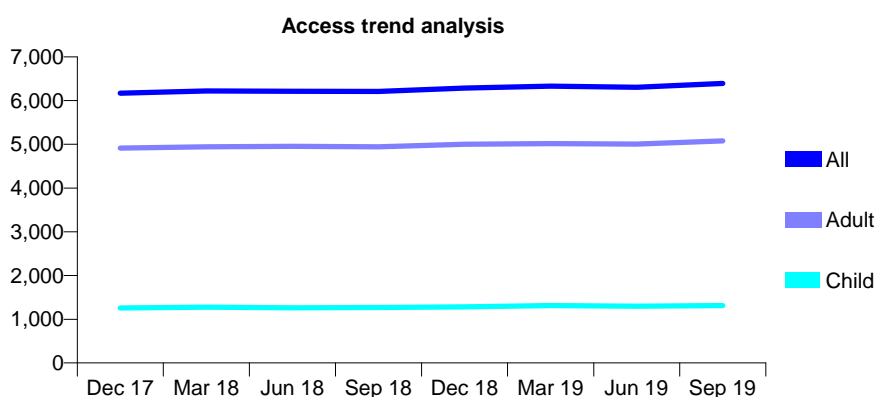
## Q49 - Vital Signs At a Glance Contract Report for 132098/0001 - September 2019

Name or company name	Ryton Dental Clinic
Contract type name	GDS Contract
Purpose of contract	General
Contract start date	01/11/2014
Contract end date	

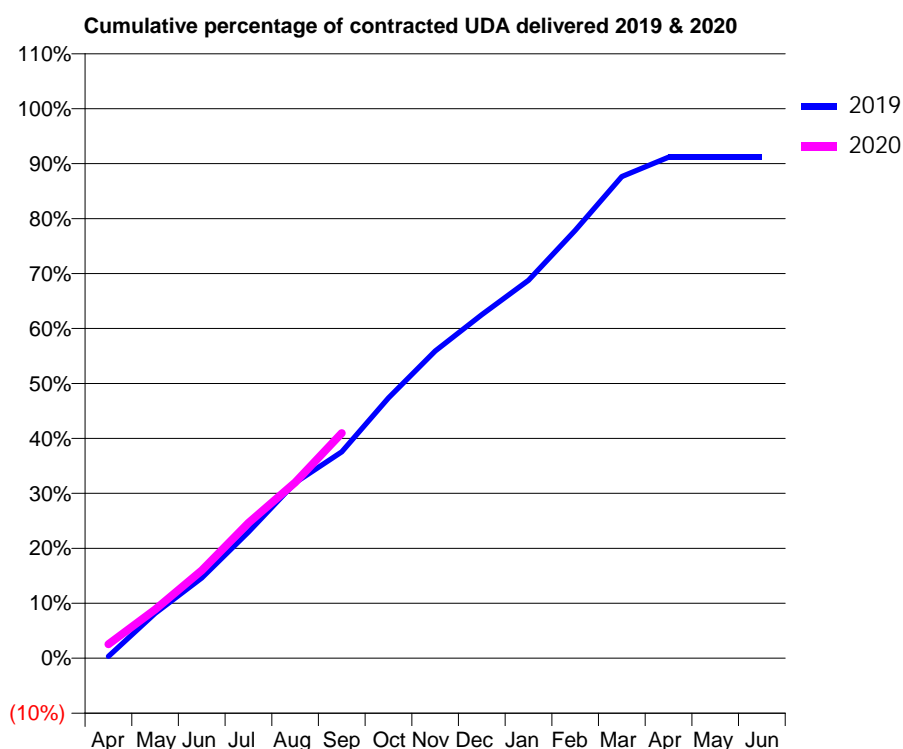
19/20 Contracted general activity (UDA)	20,000
Carry forward general activity (UDA)	0
19/20 Contracted orthodontic activity (UOA)	0
Carry forward orthodontic activity (UOA)	0
Baseline contract value	£470,613.94

### ACCESS\*

Patients seen in 24 months	Total	Change since previous quarter
Quarter ending September 2018	6,208	
Quarter ending December 2018	6,285	→
Quarter ending March 2019	6,329	→
Quarter ending June 2019	6,303	→
Quarter ending September 2019	6,392	→
<b>Variance since September 2018</b>	<b>3.0%</b>	<b>↑</b>



### ACTIVITY



Month	2019	2020
April	65	513
May	1,635	1,774
June	2,918	3,194
July	4,596	4,922
August	6,382	6,400
September	7,510	8,191
October	9,476	
November	11,179	
December	12,500	
January	13,753	
February	15,570	
March	17,529	
April	18,231	
May	18,232	
June	18,232	

### QUALITY

	Quantity	Base Number	Contract	AT	Region	England
% of FP17s for the same patient ID Re-attending within 3 months - Children	95	1,082	8.8%	10.2%	12.1%	11.5%
% of FP17s for the same patient ID Re-attending within 3 months - Adults	410	3,585	11.4%	14.1%	15.6%	15.4%
% of FP17s for the same patient ID Re-attending between 3 & 9 months - Children	737	1,082	68.1%	58.0%	61.2%	59.7%
% of FP17s for the same patient ID Re-attending between 3 & 9 months - Adults	2,308	3,585	64.4%	53.2%	54.3%	51.7%
% of FP17s for Band 1 Urgent Courses	207	3,781	5.5%	8.4%	9.1%	9.2%
% of FP17s Relating to Free Repair or Replacements	35	3,781	0.9%	1.1%	0.9%	0.7%
% of FP17s Relating to Continuations	45	3,781	1.2%	1.2%	1.0%	0.8%
% of Patients satisfied with the dentistry they have received	4	4	N/A	96.2%	94.4%	93.5%
% of Patients satisfied with the time they had to wait for an appointment	4	4	N/A	91.7%	88.1%	87.4%

\* This is based on patients treated on this contract for their most recent course of treatment.

Figures in italics indicate the base number of FP17s or Patient Questionnaire responses are less than 100. N/A is shown where the base number of responses is less than 10 during the period. % is calculated as Quantity/Base number\*100

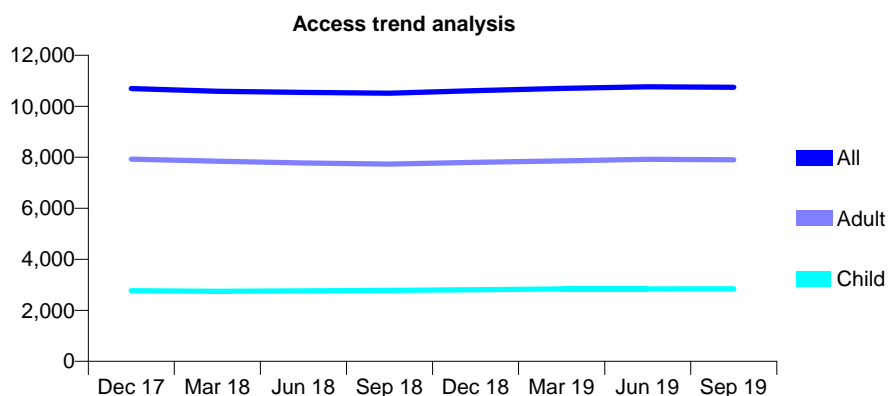
## Q49 - Vital Signs At a Glance Contract Report for 133639/0001 - September 2019

Name or company name	DP Rundle Dentalcare Partnership
Contract type name	GDS Contract
Purpose of contract	General
Contract start date	20/01/2014
Contract end date	

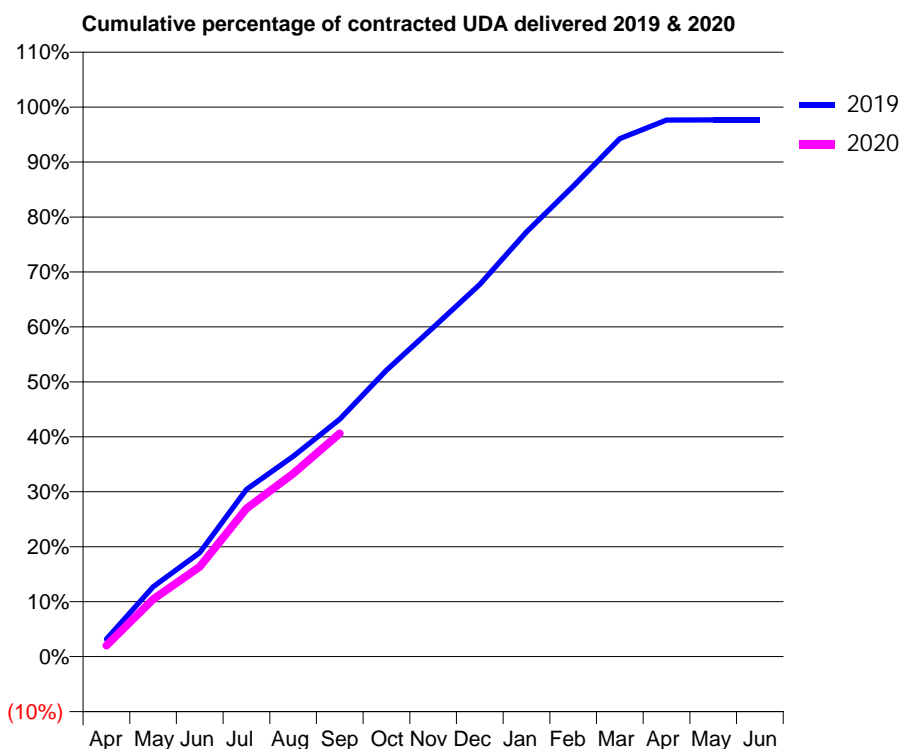
19/20 Contracted general activity (UDA)	27,000
Carry forward general activity (UDA)	630
19/20 Contracted orthodontic activity (UOA)	0
Carry forward orthodontic activity (UOA)	0
Baseline contract value	£804,790.69

### ACCESS\*

Patients seen in 24 months	Total	Change since previous quarter
Quarter ending September 2018	10,511	
Quarter ending December 2018	10,610	→
Quarter ending March 2019	10,699	→
Quarter ending June 2019	10,764	→
Quarter ending September 2019	10,749	→
<b>Variance since September 2018</b>	<b>2.3%</b>	<b>↑</b>



### ACTIVITY



Month	Adjusted Scheduled Activity (UDA)	
	2019	2020
April	865	548
May	3,433	2,822
June	5,104	4,412
July	8,216	7,274
August	9,835	8,994
September	11,664	10,965
October	14,070	
November	16,176	
December	18,282	
January	20,867	
February	23,109	
March	25,450	
April	26,362	
May	26,371	
June	26,369	

### QUALITY

	Quantity	Base Number	Contract	AT	Region	England
% of FP17s for the same patient ID Re-attending within 3 months - Children	106	1,742	6.1%	10.2%	12.1%	11.5%
% of FP17s for the same patient ID Re-attending within 3 months - Adults	735	4,914	15.0%	14.1%	15.6%	15.4%
% of FP17s for the same patient ID Re-attending between 3 & 9 months - Children	851	1,742	48.9%	58.0%	61.2%	59.7%
% of FP17s for the same patient ID Re-attending between 3 & 9 months - Adults	2,419	4,914	49.2%	53.2%	54.3%	51.7%
% of FP17s for Band 1 Urgent Courses	656	6,154	10.7%	8.4%	9.1%	9.2%
% of FP17s Relating to Free Repair or Replacements	31	6,154	0.5%	1.1%	0.9%	0.7%
% of FP17s Relating to Continuations	76	6,154	1.2%	1.2%	1.0%	0.8%
% of Patients satisfied with the dentistry they have received	4	4	N/A	96.2%	94.4%	93.5%
% of Patients satisfied with the time they had to wait for an appointment	4	4	N/A	91.7%	88.1%	87.4%

\* This is based on patients treated on this contract for their most recent course of treatment. Figures in italics indicate the base number of FP17s or Patient Questionnaire responses are less than 100. N/A is shown where the base number of responses is less than 10 during the period. % is calculated as Quantity/Base number\*100

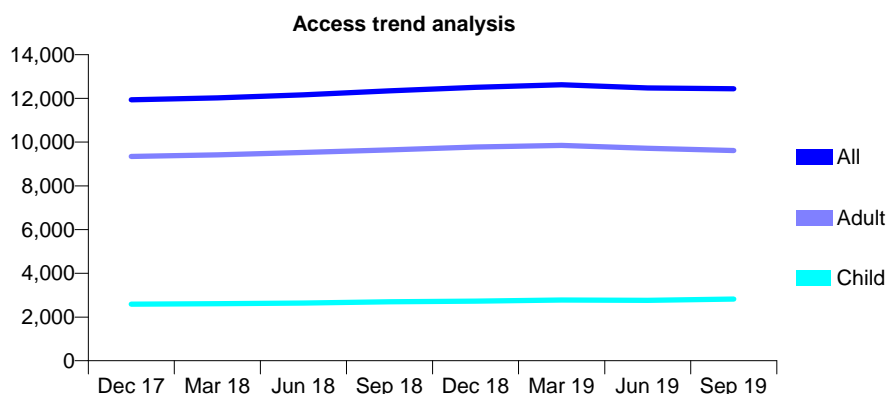
## Q49 - Vital Signs At a Glance Contract Report for 134058/0001 - September 2019

Name or company name	Alison Brett Dental Care LLP
Contract type name	GDS Contract
Purpose of contract	General and Orthodontic
Contract start date	01/08/2012
Contract end date	

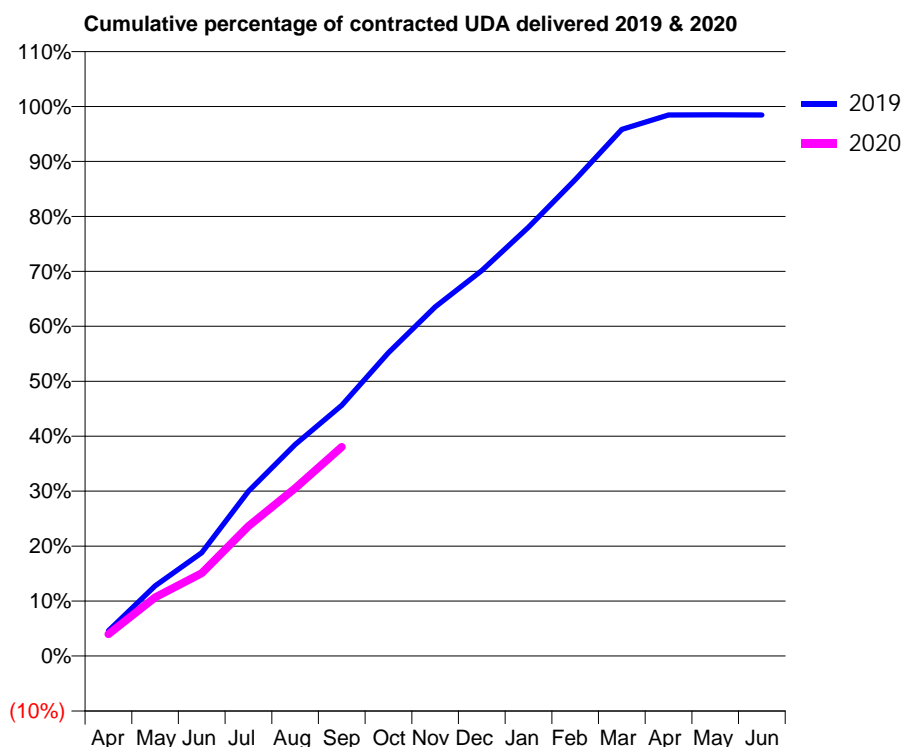
19/20 Contracted general activity (UDA)	35,972
Carry forward general activity (UDA)	557
19/20 Contracted orthodontic activity (UOA)	0
Carry forward orthodontic activity (UOA)	0
Baseline contract value	£1,053,834.07

### ACCESS\*

Patients seen in 24 months	Total	Change since previous quarter
Quarter ending September 2018	12,341	
Quarter ending December 2018	12,506	→
Quarter ending March 2019	12,626	→
Quarter ending June 2019	12,480	↓
Quarter ending September 2019	12,441	→
<b>Variance since September 2018</b>	<b>0.8%</b>	<b>→</b>



### ACTIVITY



Month	Adjusted Scheduled Activity (UDA)	
	2019	2020
April	1,650	1,436
May	4,596	3,835
June	6,759	5,426
July	10,786	8,504
August	13,842	10,983
September	16,408	13,693
October	19,855	
November	22,846	
December	25,229	
January	28,073	
February	31,180	
March	34,471	
April	35,414	
May	35,416	
June	35,414	

### QUALITY

	Quantity	Base Number	Contract	AT	Region	England
% of FP17s for the same patient ID Re-attending within 3 months - Children	185	2,410	7.7%	10.2%	12.1%	11.5%
% of FP17s for the same patient ID Re-attending within 3 months - Adults	985	6,802	14.5%	14.1%	15.6%	15.4%
% of FP17s for the same patient ID Re-attending between 3 & 9 months - Children	1,763	2,410	73.2%	58.0%	61.2%	59.7%
% of FP17s for the same patient ID Re-attending between 3 & 9 months - Adults	3,828	6,802	56.3%	53.2%	54.3%	51.7%
% of FP17s for Band 1 Urgent Courses	794	7,577	10.5%	8.4%	9.1%	9.2%
% of FP17s Relating to Free Repair or Replacements	56	7,577	0.7%	1.1%	0.9%	0.7%
% of FP17s Relating to Continuations	89	7,577	1.2%	1.2%	1.0%	0.8%
% of Patients satisfied with the dentistry they have received	6	6	N/A	96.2%	94.4%	93.5%
% of Patients satisfied with the time they had to wait for an appointment	5	6	N/A	91.7%	88.1%	87.4%

\* This is based on patients treated on this contract for their most recent course of treatment. Figures in italics indicate the base number of FP17s or Patient Questionnaire responses are less than 100. N/A is shown where the base number of responses is less than 10 during the period. % is calculated as Quantity/Base number\*100

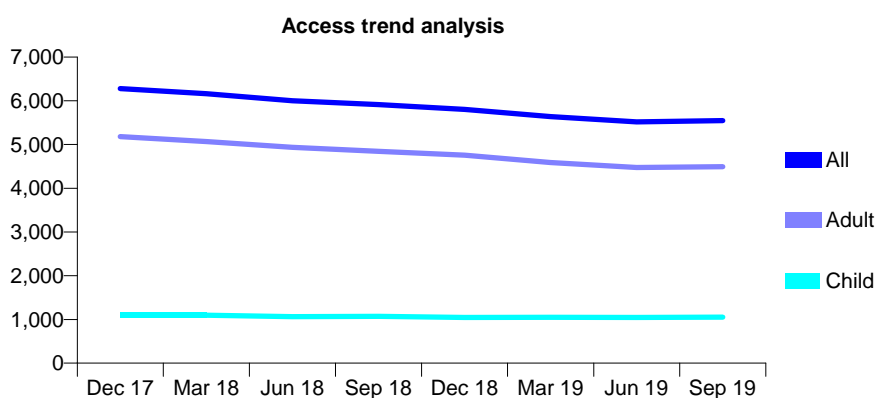
## Q49 - Vital Signs At a Glance Contract Report for 136360/0001 - September 2019

Name or company name	The Mill Dental Practice Partnership
Contract type name	GDS Contract
Purpose of contract	General
Contract start date	31/01/2014
Contract end date	

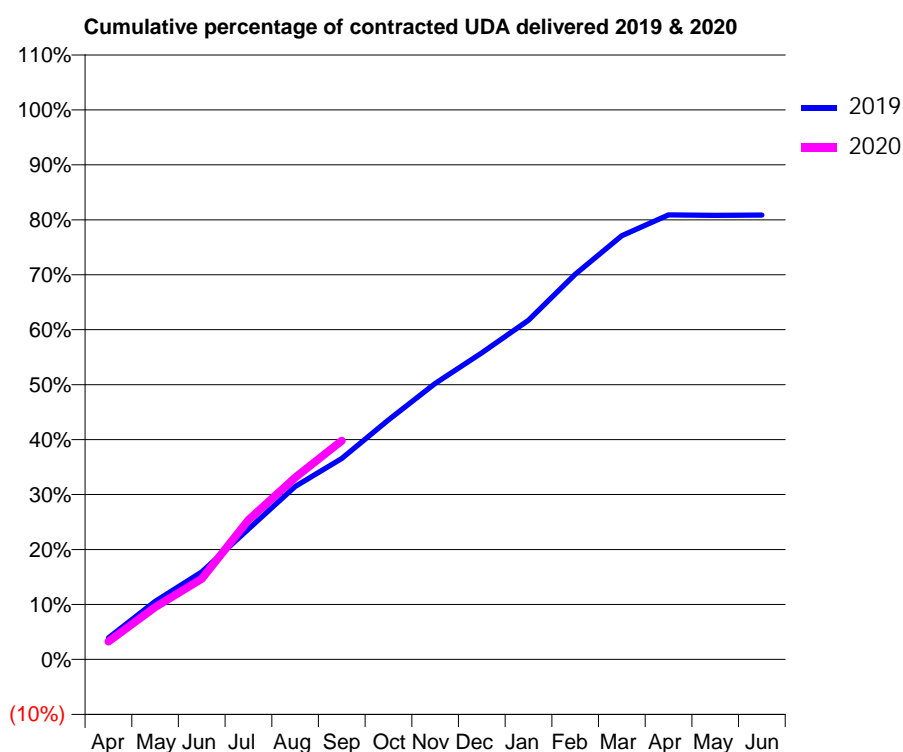
19/20 Contracted general activity (UDA)	18,000
Carry forward general activity (UDA)	0
19/20 Contracted orthodontic activity (UOA)	0
Carry forward orthodontic activity (UOA)	0
Baseline contract value	£481,641.47

### ACCESS\*

Patients seen in 24 months	Total	Change since previous quarter
Quarter ending September 2018	5,914	
Quarter ending December 2018	5,802	↓
Quarter ending March 2019	5,638	↓
Quarter ending June 2019	5,519	↓
Quarter ending September 2019	5,548	→
<b>Variance since September 2018</b>	<b>(6.2%)</b>	<b>↓</b>



### ACTIVITY



Month	2019	2020
April	704	582
May	1,904	1,713
June	2,863	2,640
July	4,270	4,568
August	5,664	5,956
September	6,579	7,162
October	7,842	
November	9,039	
December	10,039	
January	11,112	
February	12,616	
March	13,881	
April	14,559	
May	14,545	
June	14,551	

### QUALITY

	Quantity	Base Number	Contract	AT	Region	England
% of FP17s for the same patient ID Re-attending within 3 months - Children	40	738	5.4%	10.2%	12.1%	11.5%
% of FP17s for the same patient ID Re-attending within 3 months - Adults	247	2,857	8.6%	14.1%	15.6%	15.4%
% of FP17s for the same patient ID Re-attending between 3 & 9 months - Children	424	738	57.5%	58.0%	61.2%	59.7%
% of FP17s for the same patient ID Re-attending between 3 & 9 months - Adults	1,549	2,857	54.2%	53.2%	54.3%	51.7%
% of FP17s for Band 1 Urgent Courses	141	3,344	4.2%	8.4%	9.1%	9.2%
% of FP17s Relating to Free Repair or Replacements	42	3,344	1.3%	1.1%	0.9%	0.7%
% of FP17s Relating to Continuations	43	3,344	1.3%	1.2%	1.0%	0.8%
% of Patients satisfied with the dentistry they have received	1	1	N/A	96.2%	94.4%	93.5%
% of Patients satisfied with the time they had to wait for an appointment	1	1	N/A	91.7%	88.1%	87.4%

\* This is based on patients treated on this contract for their most recent course of treatment. Figures in italics indicate the base number of FP17s or Patient Questionnaire responses are less than 100. N/A is shown where the base number of responses is less than 10 during the period. % is calculated as Quantity/Base number\*100

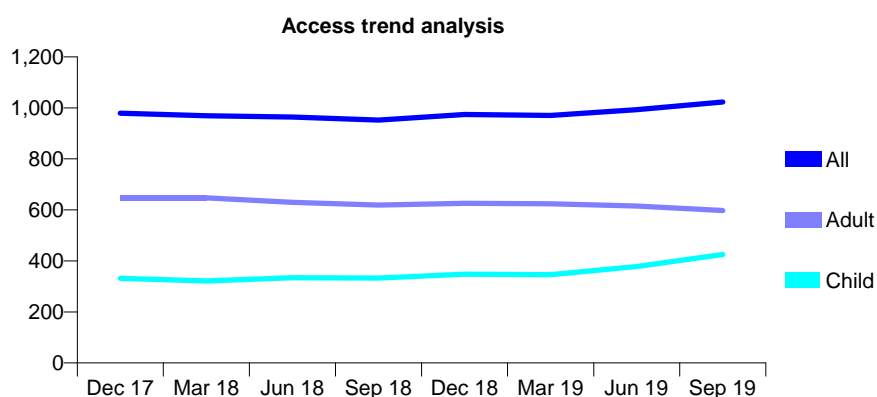
## Q49 - Vital Signs At a Glance Contract Report for 140449/0001 - September 2019

Name or company name	South Tyneside Foundation Trust
Contract type name	PDS Contract
Purpose of contract	General
Contract start date	01/06/2013
Contract end date	31/03/2020

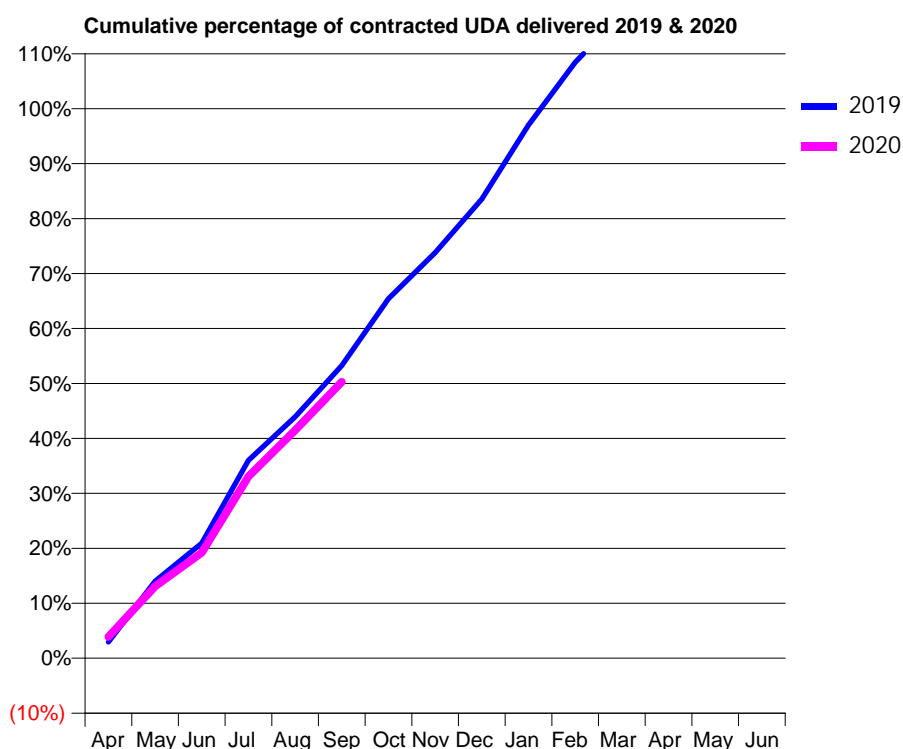
19/20 Contracted general activity (UDA)	2,200
Carry forward general activity (UDA)	0
19/20 Contracted orthodontic activity (UOA)	0
Carry forward orthodontic activity (UOA)	0
Baseline contract value	£991,719.18

### ACCESS\*

Patients seen in 24 months	Total	Change since previous quarter
Quarter ending September 2018	952	
Quarter ending December 2018	974	↑
Quarter ending March 2019	970	→
Quarter ending June 2019	993	↑
Quarter ending September 2019	1,023	↑
<b>Variance since September 2018</b>	<b>7.5%</b>	<b>↑</b>



### ACTIVITY



Month	2019	2020
April	65	86
May	309	288
June	461	423
July	792	727
August	967	913
September	1,172	1,106
October	1,439	
November	1,624	
December	1,838	
January	2,134	
February	2,386	
March	2,577	
April	2,664	
May	2,668	
June	2,668	

### QUALITY

	Quantity	Base Number	Contract	AT	Region	England
% of FP17s for the same patient ID Re-attending within 3 months - Children	14	367	3.8%	10.2%	12.1%	11.5%
% of FP17s for the same patient ID Re-attending within 3 months - Adults	25	374	6.7%	14.1%	15.6%	15.4%
% of FP17s for the same patient ID Re-attending between 3 & 9 months - Children	99	367	27.0%	58.0%	61.2%	59.7%
% of FP17s for the same patient ID Re-attending between 3 & 9 months - Adults	196	374	52.4%	53.2%	54.3%	51.7%
% of FP17s for Band 1 Urgent Courses	16	677	2.4%	8.4%	9.1%	9.2%
% of FP17s Relating to Free Repair or Replacements	3	677	0.4%	1.1%	0.9%	0.7%
% of FP17s Relating to Continuations	6	677	0.9%	1.2%	1.0%	0.8%
% of Patients satisfied with the dentistry they have received	1	1	N/A	96.2%	94.4%	93.5%
% of Patients satisfied with the time they had to wait for an appointment	1	1	N/A	91.7%	88.1%	87.4%

\* This is based on patients treated on this contract for their most recent course of treatment. Figures in italics indicate the base number of FP17s or Patient Questionnaire responses are less than 100. N/A is shown where the base number of responses is less than 10 during the period. % is calculated as Quantity/Base number\*100



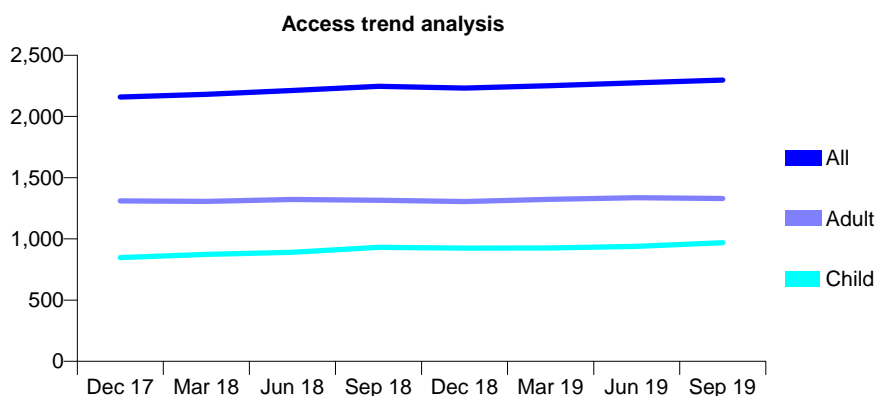
## Q49 - Vital Signs At a Glance Contract Report for 140449/0002 - September 2019

Name or company name	South Tyneside Foundation Trust
Contract type name	PDS Contract
Purpose of contract	General
Contract start date	01/06/2013
Contract end date	31/03/2020

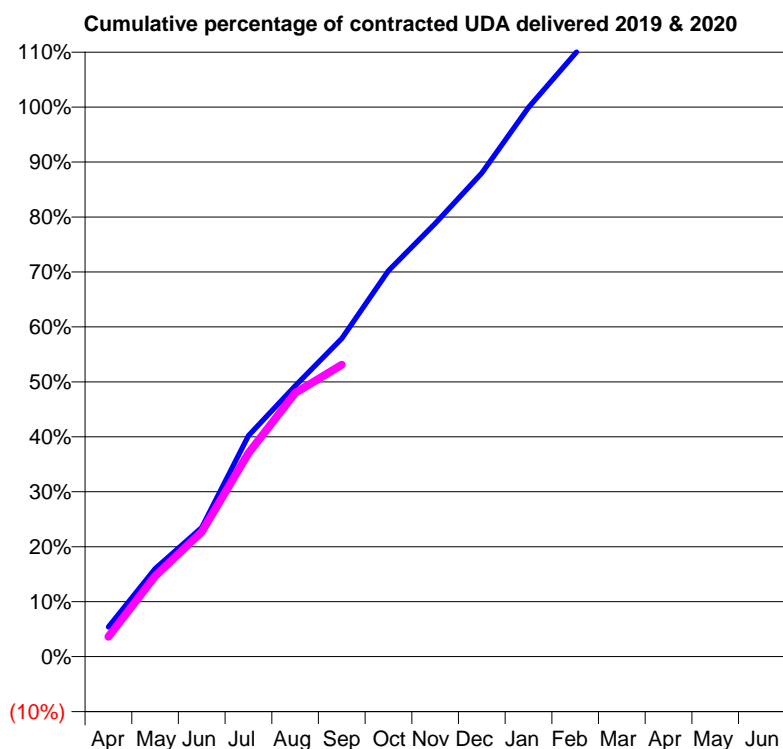
19/20 Contracted general activity (UDA)	5,050
Carry forward general activity (UDA)	0
19/20 Contracted orthodontic activity (UOA)	0
Carry forward orthodontic activity (UOA)	0
Baseline contract value	£2,125,633.87

### ACCESS\*

Patients seen in 24 months	Total	Change since previous quarter
Quarter ending September 2018	2,247	
Quarter ending December 2018	2,231	→
Quarter ending March 2019	2,251	→
Quarter ending June 2019	2,275	→
Quarter ending September 2019	2,298	→
<b>Variance since September 2018</b>	<b>2.3%</b>	<b>↑</b>



### ACTIVITY



Month	Adjusted Scheduled Activity (UDA)	
	2019	2020
April	272	184
May	808	741
June	1,186	1,147
July	2,030	1,869
August	2,488	2,423
September	2,923	2,682
October	3,546	
November	3,981	
December	4,444	
January	5,045	
February	5,543	
March	6,002	
April	6,300	
May	6,313	
June	6,313	

### QUALITY

	Quantity	Base Number	Contract	AT	Region	England
% of FP17s for the same patient ID Re-attending within 3 months - Children	32	622	5.1%	10.2%	12.1%	11.5%
% of FP17s for the same patient ID Re-attending within 3 months - Adults	50	810	6.2%	14.1%	15.6%	15.4%
% of FP17s for the same patient ID Re-attending between 3 & 9 months - Children	155	622	24.9%	58.0%	61.2%	59.7%
% of FP17s for the same patient ID Re-attending between 3 & 9 months - Adults	403	810	49.8%	53.2%	54.3%	51.7%
% of FP17s for Band 1 Urgent Courses	16	1,267	1.3%	8.4%	9.1%	9.2%
% of FP17s Relating to Free Repair or Replacements	0	1,267	0.0%	1.1%	0.9%	0.7%
% of FP17s Relating to Continuations	14	1,267	1.1%	1.2%	1.0%	0.8%
% of Patients satisfied with the dentistry they have received	2	2	N/A	96.2%	94.4%	93.5%
% of Patients satisfied with the time they had to wait for an appointment	1	2	N/A	91.7%	88.1%	87.4%

\* This is based on patients treated on this contract for their most recent course of treatment. Figures in italics indicate the base number of FP17s or Patient Questionnaire responses are less than 100. N/A is shown where the base number of responses is less than 10 during the period. % is calculated as Quantity/Base number\*100

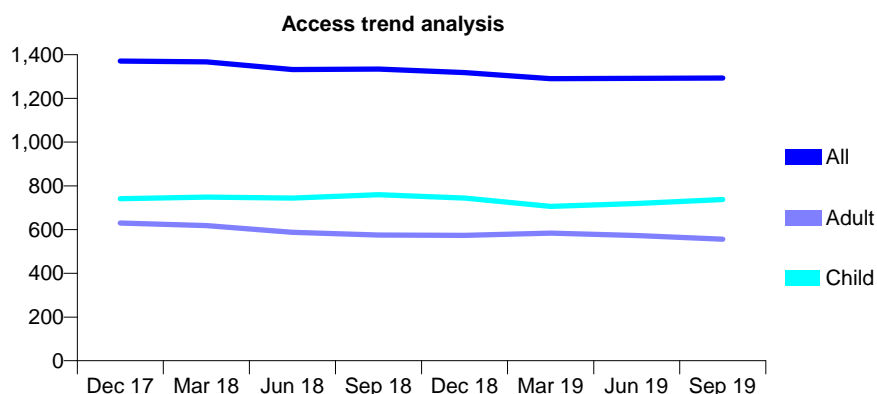
## Q49 - Vital Signs At a Glance Contract Report for 140449/0003 - September 2019

Name or company name	South Tyneside Foundation Trust
Contract type name	PDS Contract
Purpose of contract	General
Contract start date	01/06/2013
Contract end date	31/03/2020

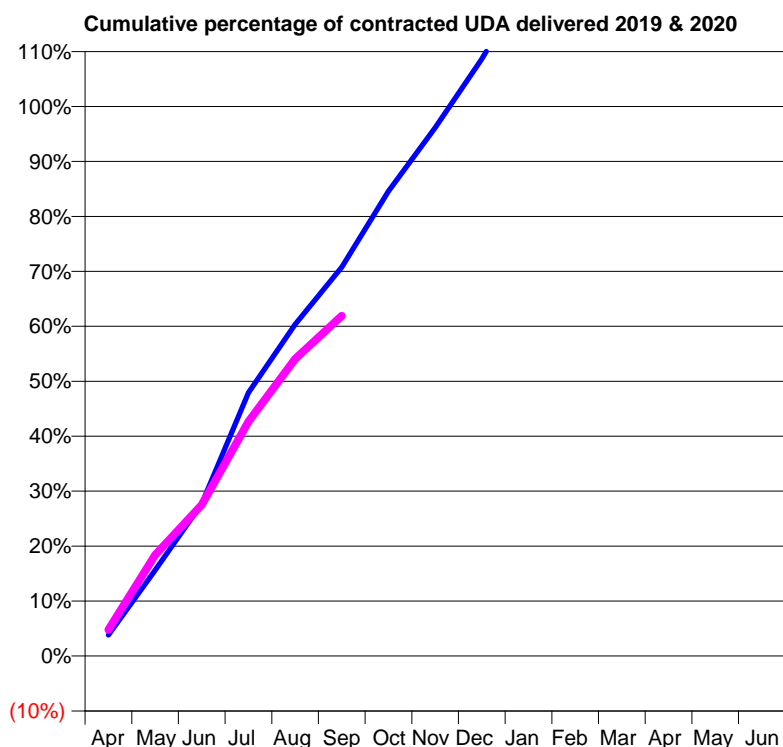
19/20 Contracted general activity (UDA)	2,195
Carry forward general activity (UDA)	0
19/20 Contracted orthodontic activity (UOA)	0
Carry forward orthodontic activity (UOA)	0
Baseline contract value	£1,265,180.71

### ACCESS\*

Patients seen in 24 months	Total	Change since previous quarter
Quarter ending September 2018	1,334	
Quarter ending December 2018	1,318	↓
Quarter ending March 2019	1,290	↓
Quarter ending June 2019	1,292	→
Quarter ending September 2019	1,293	→
<b>Variance since September 2018</b>	<b>(3.1%)</b>	<b>↓</b>



### ACTIVITY



Month	Adjusted Scheduled Activity (UDA)	
	2019	2020
April	84	105
May	343	404
June	609	604
July	1,052	936
August	1,325	1,187
September	1,553	1,359
October	1,856	-
November	2,111	-
December	2,384	-
January	2,705	-
February	3,036	-
March	3,237	-
April	3,337	-
May	3,350	-
June	3,350	-

### QUALITY

	Quantity	Base Number	Contract	AT	Region	England
% of FP17s for the same patient ID Re-attending within 3 months - Children	40	508	7.9%	10.2%	12.1%	11.5%
% of FP17s for the same patient ID Re-attending within 3 months - Adults	32	284	11.3%	14.1%	15.6%	15.4%
% of FP17s for the same patient ID Re-attending between 3 & 9 months - Children	193	508	38.0%	58.0%	61.2%	59.7%
% of FP17s for the same patient ID Re-attending between 3 & 9 months - Adults	120	284	42.3%	53.2%	54.3%	51.7%
% of FP17s for Band 1 Urgent Courses	13	731	1.8%	8.4%	9.1%	9.2%
% of FP17s Relating to Free Repair or Replacements	0	731	0.0%	1.1%	0.9%	0.7%
% of FP17s Relating to Continuations	14	731	1.9%	1.2%	1.0%	0.8%
% of Patients satisfied with the dentistry they have received	0	0	N/A	96.2%	94.4%	93.5%
% of Patients satisfied with the time they had to wait for an appointment	0	0	N/A	91.7%	88.1%	87.4%

\* This is based on patients treated on this contract for their most recent course of treatment. Figures in italics indicate the base number of FP17s or Patient Questionnaire responses are less than 100. N/A is shown where the base number of responses is less than 10 during the period. % is calculated as Quantity/Base number\*100

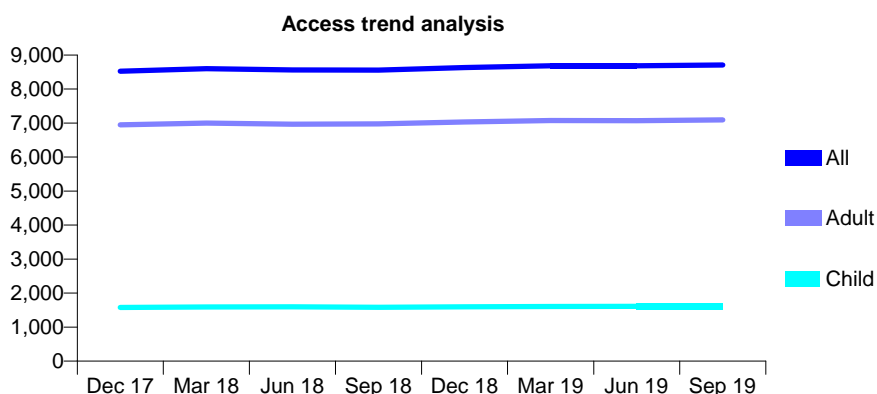
## Q49 - Vital Signs At a Glance Contract Report for 141593/0001 - September 2019

Name or company name	J R P Jones and Associates
Contract type name	GDS Contract
Purpose of contract	General and Orthodontic
Contract start date	01/03/2012
Contract end date	

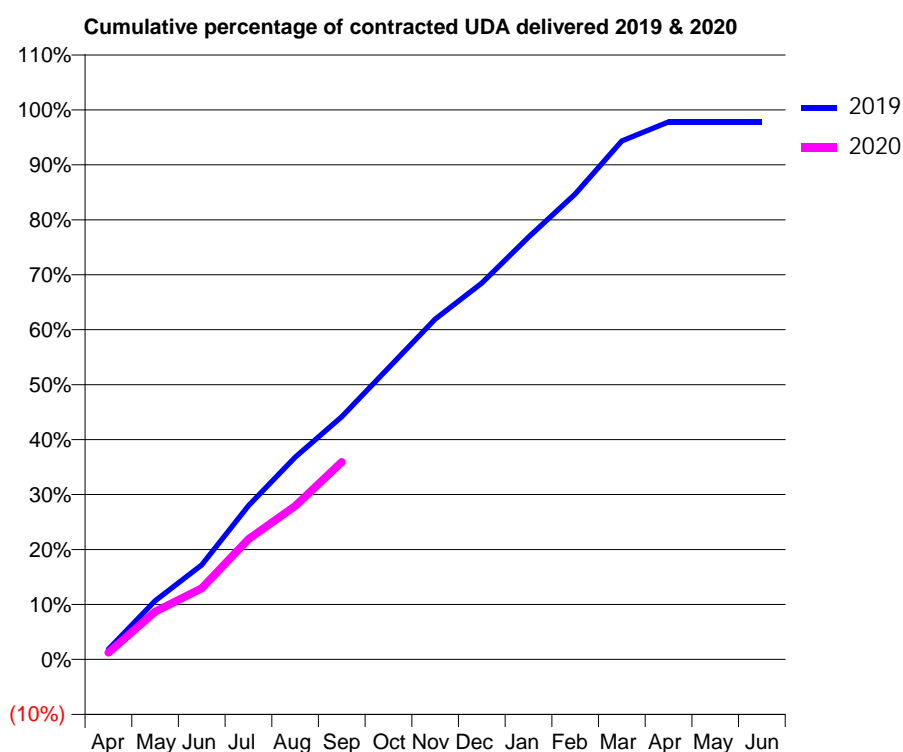
19/20 Contracted general activity (UDA)	26,411
Carry forward general activity (UDA)	545
19/20 Contracted orthodontic activity (UOA)	300
Carry forward orthodontic activity (UOA)	3
Baseline contract value	£722,449.45

### ACCESS\*

Patients seen in 24 months	Total	Change since previous quarter
Quarter ending September 2018	8,558	
Quarter ending December 2018	8,634	→
Quarter ending March 2019	8,684	→
Quarter ending June 2019	8,683	→
Quarter ending September 2019	8,706	→
<b>Variance since September 2018</b>	<b>1.7%</b>	<b>→</b>



### ACTIVITY



Month	2019	2020
April	460	330
May	2,656	2,295
June	4,275	3,422
July	6,954	5,786
August	9,147	7,377
September	10,979	9,488
October	13,186	
November	15,392	
December	17,018	
January	19,098	
February	21,052	
March	23,447	
April	24,307	
May	24,308	
June	24,308	

### QUALITY

	Quantity	Base Number	Contract	AT	Region	England
% of FP17s for the same patient ID Re-attending within 3 months - Children	80	1,422	5.6%	10.2%	12.1%	11.5%
% of FP17s for the same patient ID Re-attending within 3 months - Adults	539	5,637	9.6%	14.1%	15.6%	15.4%
% of FP17s for the same patient ID Re-attending between 3 & 9 months - Children	1,102	1,422	77.5%	58.0%	61.2%	59.7%
% of FP17s for the same patient ID Re-attending between 3 & 9 months - Adults	4,083	5,637	72.4%	53.2%	54.3%	51.7%
% of FP17s for Band 1 Urgent Courses	291	6,069	4.8%	8.4%	9.1%	9.2%
% of FP17s Relating to Free Repair or Replacements	82	6,069	1.4%	1.1%	0.9%	0.7%
% of FP17s Relating to Continuations	62	6,069	1.0%	1.2%	1.0%	0.8%
% of Patients satisfied with the dentistry they have received	6	6	N/A	96.2%	94.4%	93.5%
% of Patients satisfied with the time they had to wait for an appointment	6	6	N/A	91.7%	88.1%	87.4%

\* This is based on patients treated on this contract for their most recent course of treatment. Figures in italics indicate the base number of FP17s or Patient Questionnaire responses are less than 100. N/A is shown where the base number of responses is less than 10 during the period. % is calculated as Quantity/Base number\*100

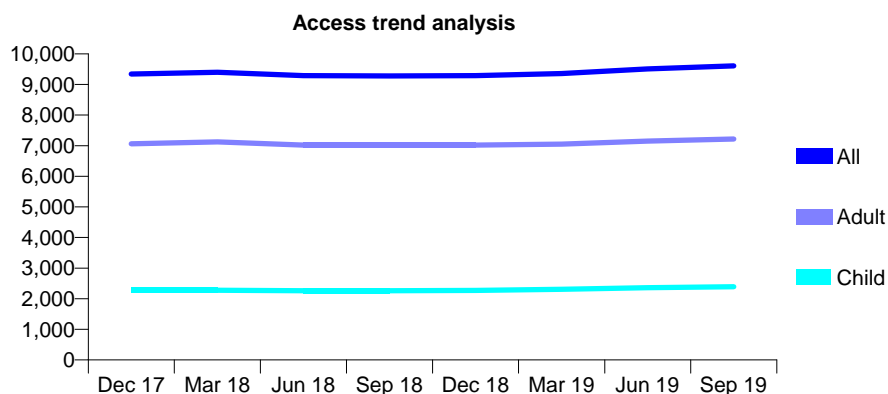
## Q49 - Vital Signs At a Glance Contract Report for 141852/0001 - September 2019

Name or company name	Perfect Smile Gateshead Partnership
Contract type name	GDS Contract
Purpose of contract	General and Orthodontic
Contract start date	01/07/2014
Contract end date	

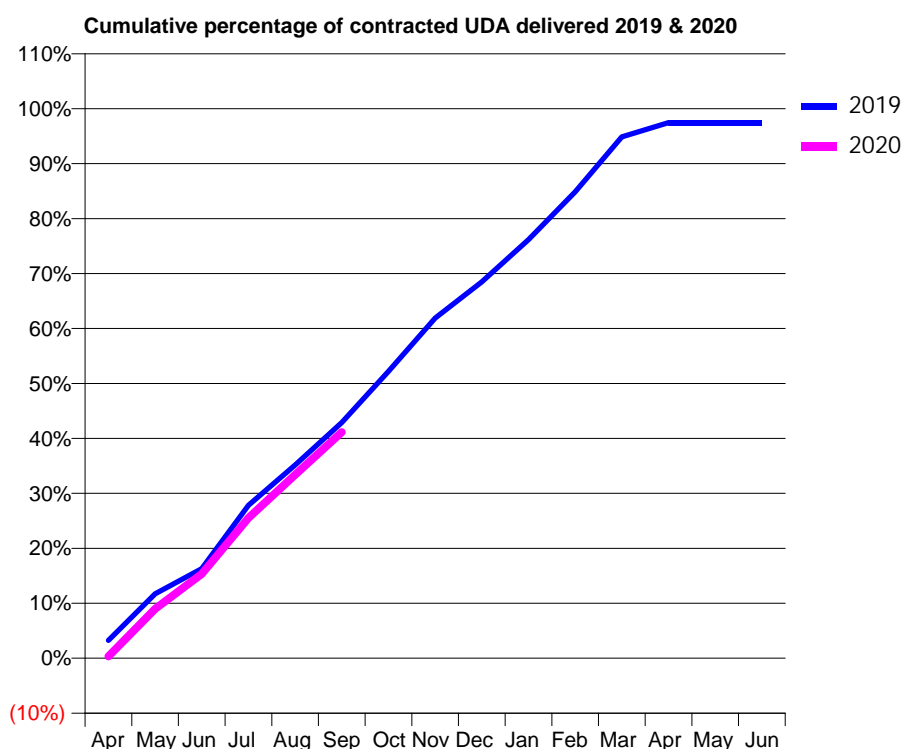
19/20 Contracted general activity (UDA)	28,872
Carry forward general activity (UDA)	734
19/20 Contracted orthodontic activity (UOA)	500
Carry forward orthodontic activity (UOA)	0
Baseline contract value	£878,870.79

### ACCESS\*

Patients seen in 24 months	Total	Change since previous quarter
Quarter ending September 2018	9,279	
Quarter ending December 2018	9,288	→
Quarter ending March 2019	9,359	→
Quarter ending June 2019	9,508	→
Quarter ending September 2019	9,608	→
<b>Variance since September 2018</b>	<b>3.5%</b>	<b>↑</b>



### ACTIVITY



Month	2019	2020
April	933	98
May	3,385	2,594
June	4,704	4,431
July	8,031	7,371
August	10,159	9,644
September	12,385	11,882
October	15,072	
November	17,872	
December	19,774	
January	21,991	
February	24,503	
March	27,393	
April	28,140	
May	28,140	
June	28,137	

### QUALITY

	Quantity	Base Number	Contract	AT	Region	England
% of FP17s for the same patient ID Re-attending within 3 months - Children	113	1,428	7.9%	10.2%	12.1%	11.5%
% of FP17s for the same patient ID Re-attending within 3 months - Adults	376	4,111	9.1%	14.1%	15.6%	15.4%
% of FP17s for the same patient ID Re-attending between 3 & 9 months - Children	650	1,428	45.5%	58.0%	61.2%	59.7%
% of FP17s for the same patient ID Re-attending between 3 & 9 months - Adults	2,075	4,111	50.5%	53.2%	54.3%	51.7%
% of FP17s for Band 1 Urgent Courses	440	5,145	8.6%	8.4%	9.1%	9.2%
% of FP17s Relating to Free Repair or Replacements	51	5,145	1.0%	1.1%	0.9%	0.7%
% of FP17s Relating to Continuations	10	5,145	0.2%	1.2%	1.0%	0.8%
% of Patients satisfied with the dentistry they have received	6	6	N/A	96.2%	94.4%	93.5%
% of Patients satisfied with the time they had to wait for an appointment	6	6	N/A	91.7%	88.1%	87.4%

\* This is based on patients treated on this contract for their most recent course of treatment.

Figures in italics indicate the base number of FP17s or Patient Questionnaire responses are less than 100. N/A is shown where the base number of responses is less than 10 during the period. % is calculated as Quantity/Base number\*100

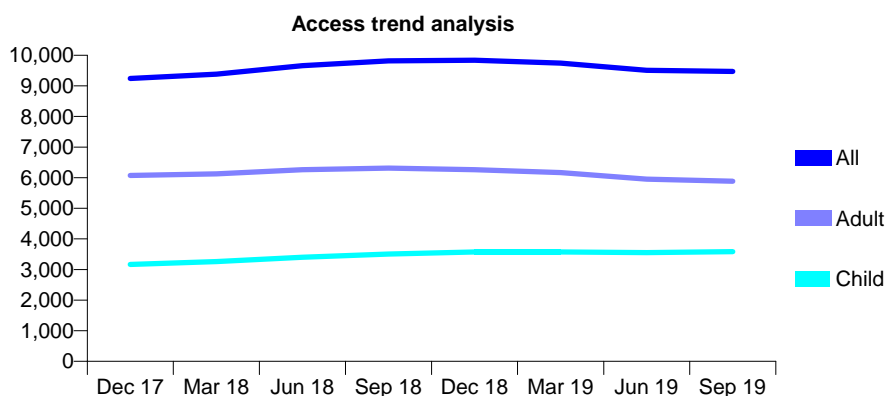
## Q49 - Vital Signs At a Glance Contract Report for 142050/0001 - September 2019

Name or company name	The Grainger Stockton, Birtley and Stanley
Contract type name	GDS Contract
Purpose of contract	General
Contract start date	01/02/2014
Contract end date	

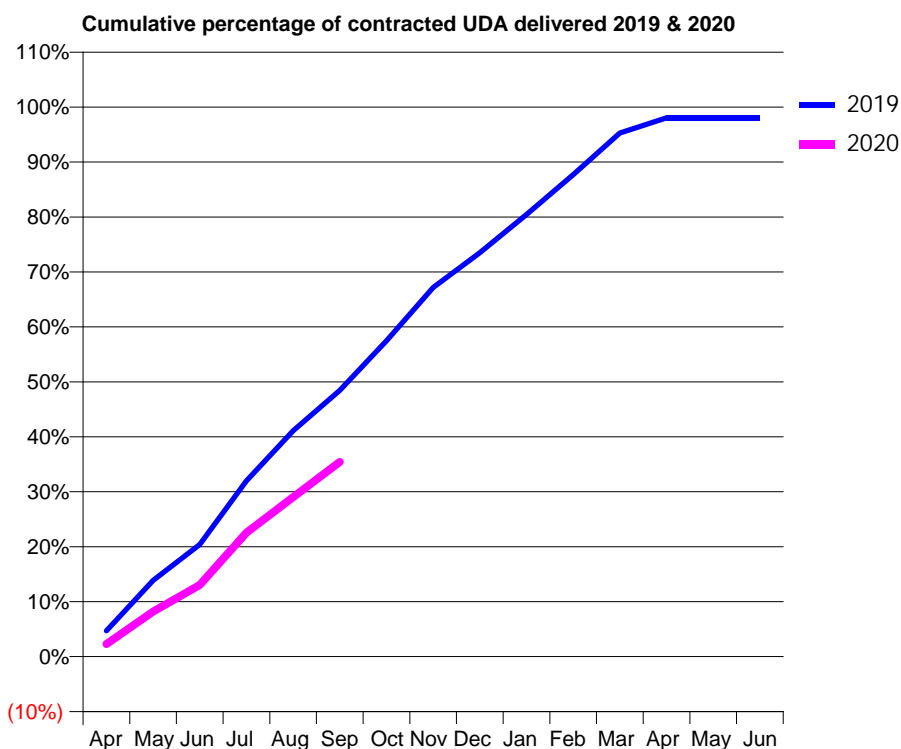
19/20 Contracted general activity (UDA)	32,500
Carry forward general activity (UDA)	638
19/20 Contracted orthodontic activity (UOA)	0
Carry forward orthodontic activity (UOA)	0
Baseline contract value	£787,654.93

### ACCESS\*

Patients seen in 24 months	Total	Change since previous quarter
Quarter ending September 2018	9,817	
Quarter ending December 2018	9,835	→
Quarter ending March 2019	9,745	→
Quarter ending June 2019	9,508	↓
Quarter ending September 2019	9,469	→
<b>Variance since September 2018</b>	<b>(3.5%)</b>	<b>↓</b>



### ACTIVITY



Month	Adjusted Scheduled Activity (UDA)	
	2019	2020
April	1,533	742
May	4,517	2,671
June	6,632	4,237
July	10,396	7,330
August	13,368	9,425
September	15,742	11,508
October	18,678	
November	21,832	
December	23,885	
January	26,149	
February	28,497	
March	30,965	
April	31,862	
May	31,862	
June	31,862	

### QUALITY

	Quantity	Base Number	Contract	AT	Region	England
% of FP17s for the same patient ID Re-attending within 3 months - Children	109	2,410	4.5%	10.2%	12.1%	11.5%
% of FP17s for the same patient ID Re-attending within 3 months - Adults	486	3,435	14.1%	14.1%	15.6%	15.4%
% of FP17s for the same patient ID Re-attending between 3 & 9 months - Children	1,565	2,410	64.9%	58.0%	61.2%	59.7%
% of FP17s for the same patient ID Re-attending between 3 & 9 months - Adults	1,913	3,435	55.7%	53.2%	54.3%	51.7%
% of FP17s for Band 1 Urgent Courses	393	5,458	7.2%	8.4%	9.1%	9.2%
% of FP17s Relating to Free Repair or Replacements	24	5,458	0.4%	1.1%	0.9%	0.7%
% of FP17s Relating to Continuations	73	5,458	1.3%	1.2%	1.0%	0.8%
% of Patients satisfied with the dentistry they have received	1	1	N/A	96.2%	94.4%	93.5%
% of Patients satisfied with the time they had to wait for an appointment	1	1	N/A	91.7%	88.1%	87.4%

\* This is based on patients treated on this contract for their most recent course of treatment. Figures in italics indicate the base number of FP17s or Patient Questionnaire responses are less than 100. N/A is shown where the base number of responses is less than 10 during the period. % is calculated as Quantity/Base number\*100

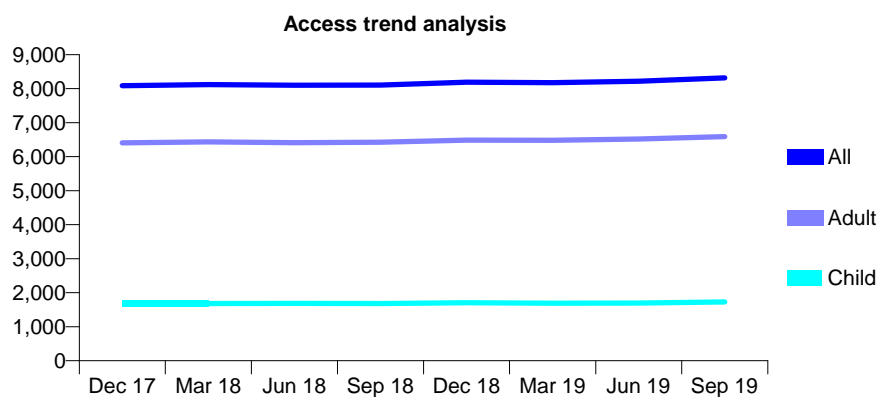
## Q49 - Vital Signs At a Glance Contract Report for 143324/0001 - September 2019

Name or company name	Perfect Smile Blaydon Partnership
Contract type name	GDS Contract
Purpose of contract	General
Contract start date	01/07/2014
Contract end date	

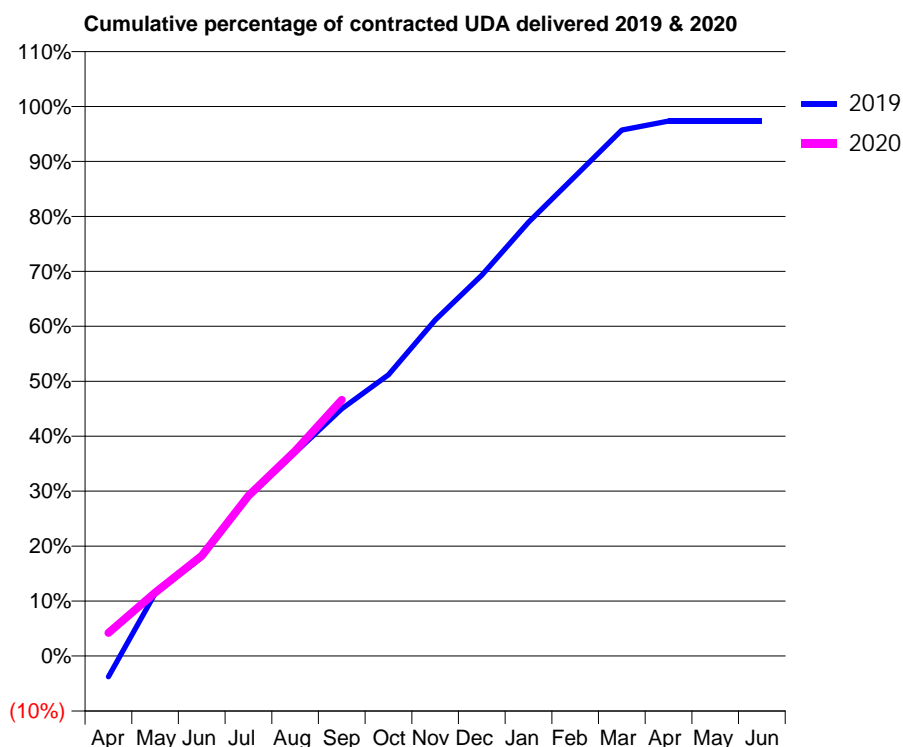
19/20 Contracted general activity (UDA)	22,584
Carry forward general activity (UDA)	598
19/20 Contracted orthodontic activity (UOA)	0
Carry forward orthodontic activity (UOA)	0
Baseline contract value	£732,141.82

### ACCESS\*

Patients seen in 24 months	Total	Change since previous quarter
Quarter ending September 2018	8,107	
Quarter ending December 2018	8,191	→
Quarter ending March 2019	8,176	→
Quarter ending June 2019	8,217	→
Quarter ending September 2019	8,317	→
<b>Variance since September 2018</b>	<b>2.6%</b>	<b>↑</b>



### ACTIVITY



Month	Adjusted Scheduled Activity (UDA)	
	2019	2020
April	-857	950
May	2,574	2,603
June	4,051	4,123
July	6,535	6,582
August	8,365	8,428
September	10,160	10,524
October	11,558	
November	13,808	
December	15,650	
January	17,823	
February	19,720	
March	21,614	
April	21,986	
May	21,986	
June	21,986	

### QUALITY

	Quantity	Base Number	Contract	AT	Region	England
% of FP17s for the same patient ID Re-attending within 3 months - Children	38	1,039	3.7%	10.2%	12.1%	11.5%
% of FP17s for the same patient ID Re-attending within 3 months - Adults	326	3,558	9.2%	14.1%	15.6%	15.4%
% of FP17s for the same patient ID Re-attending between 3 & 9 months - Children	454	1,039	43.7%	58.0%	61.2%	59.7%
% of FP17s for the same patient ID Re-attending between 3 & 9 months - Adults	1,493	3,558	42.0%	53.2%	54.3%	51.7%
% of FP17s for Band 1 Urgent Courses	202	4,423	4.6%	8.4%	9.1%	9.2%
% of FP17s Relating to Free Repair or Replacements	28	4,423	0.6%	1.1%	0.9%	0.7%
% of FP17s Relating to Continuations	58	4,423	1.3%	1.2%	1.0%	0.8%
% of Patients satisfied with the dentistry they have received	6	6	N/A	96.2%	94.4%	93.5%
% of Patients satisfied with the time they had to wait for an appointment	5	6	N/A	91.7%	88.1%	87.4%

\* This is based on patients treated on this contract for their most recent course of treatment. Figures in italics indicate the base number of FP17s or Patient Questionnaire responses are less than 100. N/A is shown where the base number of responses is less than 10 during the period. % is calculated as Quantity/Base number\*100

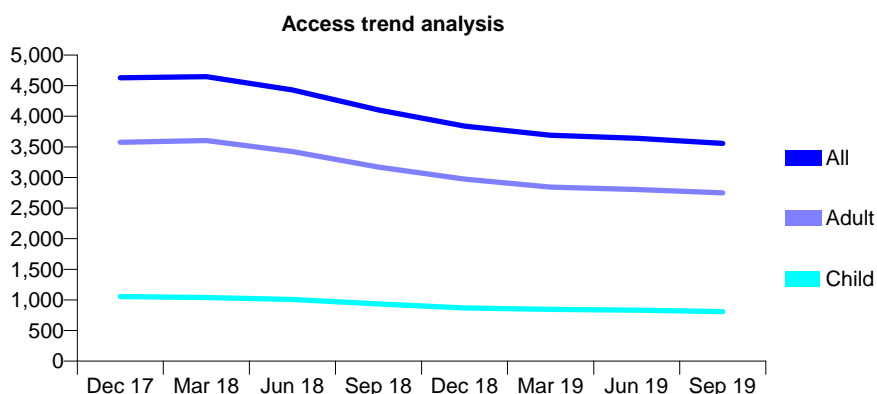
## Q49 - Vital Signs At a Glance Contract Report for 143960/0001 - September 2019

Name or company name	Dr I Chandler, Mr G Venchard, Mr Y Nojib
Contract type name	GDS Contract
Purpose of contract	General
Contract start date	31/01/2014
Contract end date	

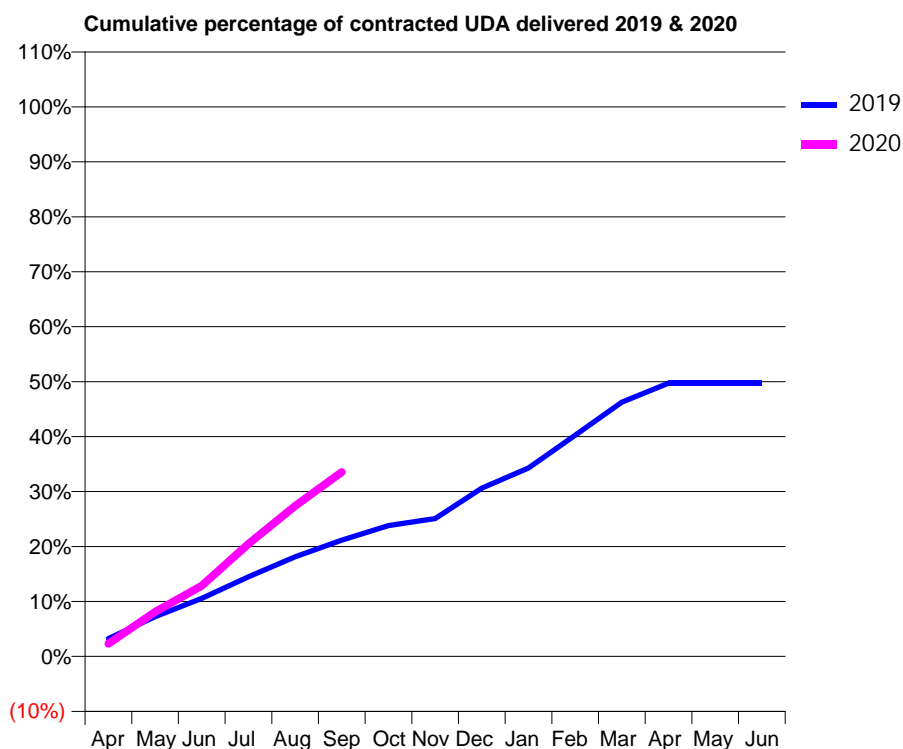
19/20 Contracted general activity (UDA)	19,000
Carry forward general activity (UDA)	0
19/20 Contracted orthodontic activity (UOA)	0
Carry forward orthodontic activity (UOA)	0
Baseline contract value	£601,970.84

### ACCESS\*

Patients seen in 24 months	Total	Change since previous quarter
Quarter ending September 2018	4,104	
Quarter ending December 2018	3,840	↓
Quarter ending March 2019	3,690	↓
Quarter ending June 2019	3,639	↓
Quarter ending September 2019	3,557	↓
<b>Variance since September 2018</b>	<b>(13.3%)</b>	<b>↓</b>



### ACTIVITY



Month	Adjusted Scheduled Activity (UDA)	
	2019	2020
April	614	440
May	1,375	1,544
June	2,010	2,440
July	2,755	3,892
August	3,446	5,204
September	4,025	6,374
October	4,523	
November	4,764	
December	5,821	
January	6,518	
February	7,652	
March	8,789	
April	9,451	
May	9,448	
June	9,448	

### QUALITY

	Quantity	Base Number	Contract	AT	Region	England
% of FP17s for the same patient ID Re-attending within 3 months - Children	52	585	8.9%	10.2%	12.1%	11.5%
% of FP17s for the same patient ID Re-attending within 3 months - Adults	286	1,905	15.0%	14.1%	15.6%	15.4%
% of FP17s for the same patient ID Re-attending between 3 & 9 months - Children	194	585	33.2%	58.0%	61.2%	59.7%
% of FP17s for the same patient ID Re-attending between 3 & 9 months - Adults	556	1,905	29.2%	53.2%	54.3%	51.7%
% of FP17s for Band 1 Urgent Courses	267	2,299	11.6%	8.4%	9.1%	9.2%
% of FP17s Relating to Free Repair or Replacements	20	2,299	0.9%	1.1%	0.9%	0.7%
% of FP17s Relating to Continuations	55	2,299	2.4%	1.2%	1.0%	0.8%
% of Patients satisfied with the dentistry they have received	1	1	N/A	96.2%	94.4%	93.5%
% of Patients satisfied with the time they had to wait for an appointment	1	1	N/A	91.7%	88.1%	87.4%

\* This is based on patients treated on this contract for their most recent course of treatment. Figures in italics indicate the base number of FP17s or Patient Questionnaire responses are less than 100. N/A is shown where the base number of responses is less than 10 during the period. % is calculated as Quantity/Base number\*100

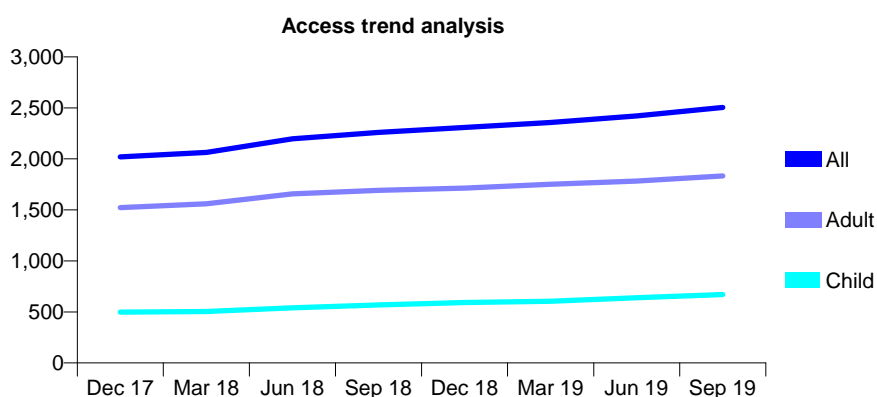
## Q49 - Vital Signs At a Glance Contract Report for 144479/0001 - September 2019

Name or company name	CSDP(UK) Ltd
Contract type name	GDS Contract
Purpose of contract	General
Contract start date	01/07/2010
Contract end date	

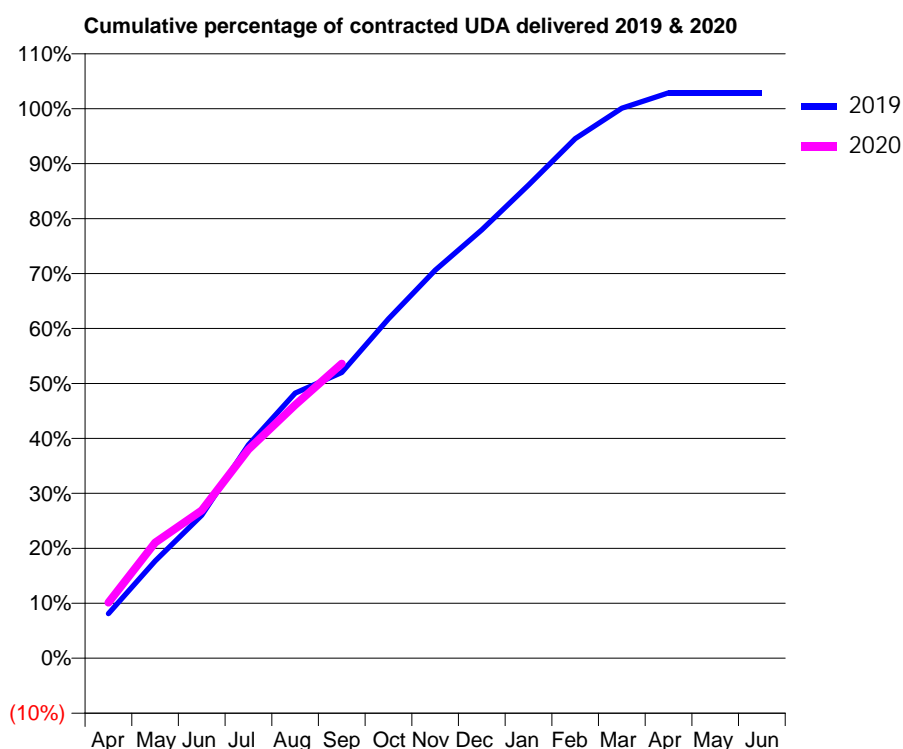
19/20 Contracted general activity (UDA)	6,622
Carry forward general activity (UDA)	-132
19/20 Contracted orthodontic activity (UOA)	0
Carry forward orthodontic activity (UOA)	0
Baseline contract value	£186,548.54

### ACCESS\*

Patients seen in 24 months	Total	Change since previous quarter
Quarter ending September 2018	2,260	
Quarter ending December 2018	2,308	↑
Quarter ending March 2019	2,356	↑
Quarter ending June 2019	2,421	↑
Quarter ending September 2019	2,504	↑
<b>Variance since September 2018</b>	<b>10.8%</b>	<b>↑</b>



### ACTIVITY



Month	Adjusted Scheduled Activity (UDA)	
	2019	2020
April	537	670
May	1,173	1,394
June	1,723	1,782
July	2,572	2,516
August	3,194	3,053
September	3,443	3,549
October	4,089	
November	4,675	
December	5,162	
January	5,703	
February	6,259	
March	6,627	
April	6,812	
May	6,812	
June	6,812	

### QUALITY

	Quantity	Base Number	Contract	AT	Region	England
% of FP17s for the same patient ID Re-attending within 3 months - Children	24	551	4.4%	10.2%	12.1%	11.5%
% of FP17s for the same patient ID Re-attending within 3 months - Adults	82	1,130	7.3%	14.1%	15.6%	15.4%
% of FP17s for the same patient ID Re-attending between 3 & 9 months - Children	311	551	56.4%	58.0%	61.2%	59.7%
% of FP17s for the same patient ID Re-attending between 3 & 9 months - Adults	569	1,130	50.4%	53.2%	54.3%	51.7%
% of FP17s for Band 1 Urgent Courses	70	1,582	4.4%	8.4%	9.1%	9.2%
% of FP17s Relating to Free Repair or Replacements	9	1,582	0.6%	1.1%	0.9%	0.7%
% of FP17s Relating to Continuations	13	1,582	0.8%	1.2%	1.0%	0.8%
% of Patients satisfied with the dentistry they have received	0	0	N/A	96.2%	94.4%	93.5%
% of Patients satisfied with the time they had to wait for an appointment	0	0	N/A	91.7%	88.1%	87.4%

\* This is based on patients treated on this contract for their most recent course of treatment.

Figures in italics indicate the base number of FP17s or Patient Questionnaire responses are less than 100. N/A is shown where the base number of responses is less than 10 during the period. % is calculated as Quantity/Base number\*100



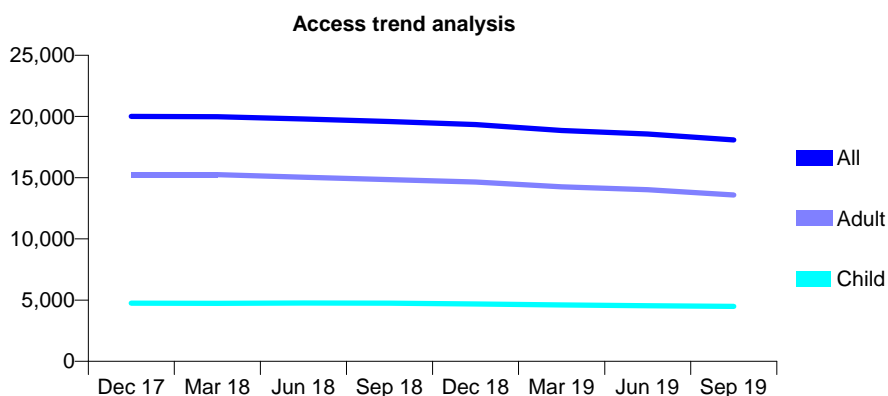
## Q49 - Vital Signs At a Glance Contract Report for 144770/0001 - September 2019

Name or company name	Newcastle and Wallsend Dental Practice Pa
Contract type name	GDS Contract
Purpose of contract	General
Contract start date	01/05/2013
Contract end date	

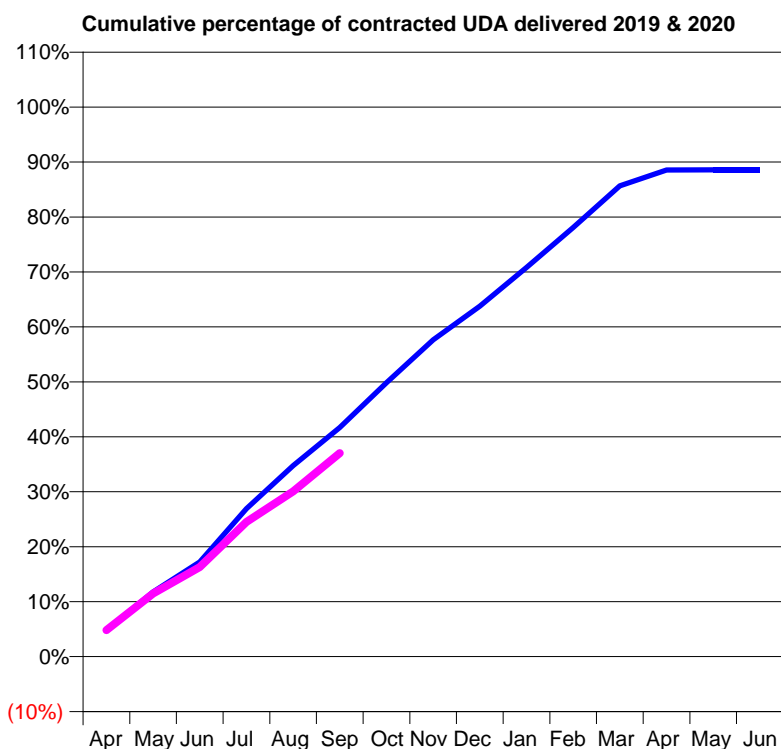
19/20 Contracted general activity (UDA)	51,208
Carry forward general activity (UDA)	0
19/20 Contracted orthodontic activity (UOA)	0
Carry forward orthodontic activity (UOA)	0
Baseline contract value	£1,388,882.46

### ACCESS\*

Patients seen in 24 months	Total	Change since previous quarter
Quarter ending September 2018	19,592	
Quarter ending December 2018	19,339	↓
Quarter ending March 2019	18,867	↓
Quarter ending June 2019	18,571	↓
Quarter ending September 2019	18,087	↓
<b>Variance since September 2018</b>	<b>(7.7%)</b>	<b>↓</b>



### ACTIVITY



Month	Adjusted Scheduled Activity (UDA)	
	2019	2020
April	2,489	2,467
May	6,151	5,878
June	9,001	8,350
July	14,060	12,541
August	18,160	15,398
September	21,786	18,966
October	26,038	
November	30,116	
December	33,310	
January	36,995	
February	40,794	
March	44,748	
April	46,255	
May	46,266	
June	46,279	

### QUALITY

	Quantity	Base Number	Contract	AT	Region	England
% of FP17s for the same patient ID Re-attending within 3 months - Children	107	2,380	4.5%	10.2%	12.1%	11.5%
% of FP17s for the same patient ID Re-attending within 3 months - Adults	871	7,315	11.9%	14.1%	15.6%	15.4%
% of FP17s for the same patient ID Re-attending between 3 & 9 months - Children	1,251	2,380	52.6%	58.0%	61.2%	59.7%
% of FP17s for the same patient ID Re-attending between 3 & 9 months - Adults	3,655	7,315	50.0%	53.2%	54.3%	51.7%
% of FP17s for Band 1 Urgent Courses	976	9,032	10.8%	8.4%	9.1%	9.2%
% of FP17s Relating to Free Repair or Replacements	72	9,032	0.8%	1.1%	0.9%	0.7%
% of FP17s Relating to Continuations	76	9,032	0.8%	1.2%	1.0%	0.8%
% of Patients satisfied with the dentistry they have received	4	5	N/A	96.2%	94.4%	93.5%
% of Patients satisfied with the time they had to wait for an appointment	4	5	N/A	91.7%	88.1%	87.4%

\* This is based on patients treated on this contract for their most recent course of treatment. Figures in italics indicate the base number of FP17s or Patient Questionnaire responses are less than 100. N/A is shown where the base number of responses is less than 10 during the period. % is calculated as Quantity/Base number\*100

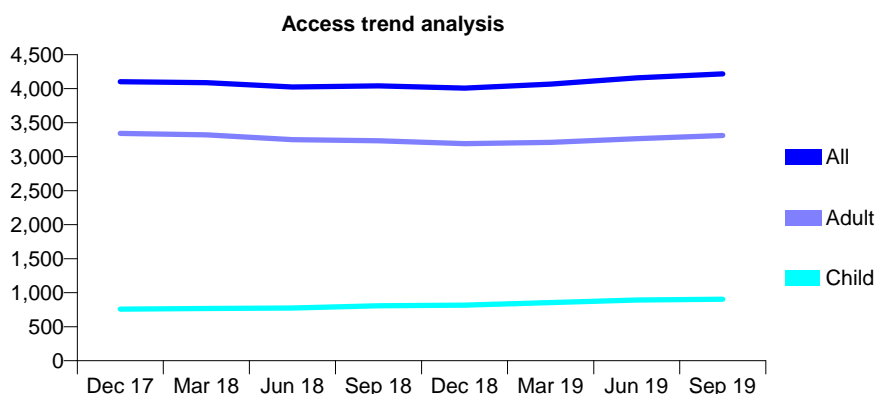
## Q49 - Vital Signs At a Glance Contract Report for 144878/0001 - September 2019

Name or company name	Geoff Antons Limited
Contract type name	GDS Contract
Purpose of contract	General
Contract start date	01/04/2008
Contract end date	

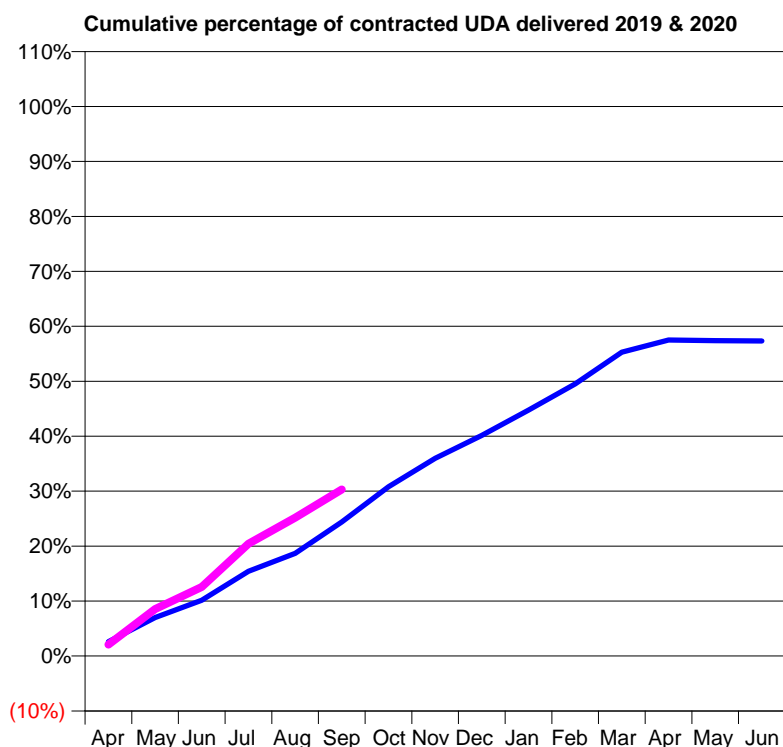
19/20 Contracted general activity (UDA)	18,462
Carry forward general activity (UDA)	0
19/20 Contracted orthodontic activity (UOA)	0
Carry forward orthodontic activity (UOA)	0
Baseline contract value	£504,059.71

### ACCESS\*

Patients seen in 24 months	Total	Change since previous quarter
Quarter ending September 2018	4,042	
Quarter ending December 2018	4,009	→
Quarter ending March 2019	4,067	→
Quarter ending June 2019	4,160	↑
Quarter ending September 2019	4,217	→
<b>Variance since September 2018</b>	<b>4.3%</b>	<b>↑</b>



### ACTIVITY



Month	Adjusted Scheduled Activity (UDA)	
	2019	2020
April	510	383
May	1,362	1,580
June	1,974	2,324
July	3,000	3,776
August	3,637	4,646
September	4,749	5,592
October	5,995	
November	7,001	
December	7,812	
January	8,709	
February	9,636	
March	10,761	
April	11,193	
May	11,167	
June	11,159	

### QUALITY

	Quantity	Base Number	Contract	AT	Region	England
% of FP17s for the same patient ID Re-attending within 3 months - Children	35	709	4.9%	10.2%	12.1%	11.5%
% of FP17s for the same patient ID Re-attending within 3 months - Adults	264	2,608	10.1%	14.1%	15.6%	15.4%
% of FP17s for the same patient ID Re-attending between 3 & 9 months - Children	473	709	66.7%	58.0%	61.2%	59.7%
% of FP17s for the same patient ID Re-attending between 3 & 9 months - Adults	1,682	2,608	64.5%	53.2%	54.3%	51.7%
% of FP17s for Band 1 Urgent Courses	251	3,145	8.0%	8.4%	9.1%	9.2%
% of FP17s Relating to Free Repair or Replacements	58	3,145	1.8%	1.1%	0.9%	0.7%
% of FP17s Relating to Continuations	14	3,145	0.4%	1.2%	1.0%	0.8%
% of Patients satisfied with the dentistry they have received	1	1	N/A	96.2%	94.4%	93.5%
% of Patients satisfied with the time they had to wait for an appointment	1	1	N/A	91.7%	88.1%	87.4%

\* This is based on patients treated on this contract for their most recent course of treatment. Figures in italics indicate the base number of FP17s or Patient Questionnaire responses are less than 100. N/A is shown where the base number of responses is less than 10 during the period. % is calculated as Quantity/Base number\*100

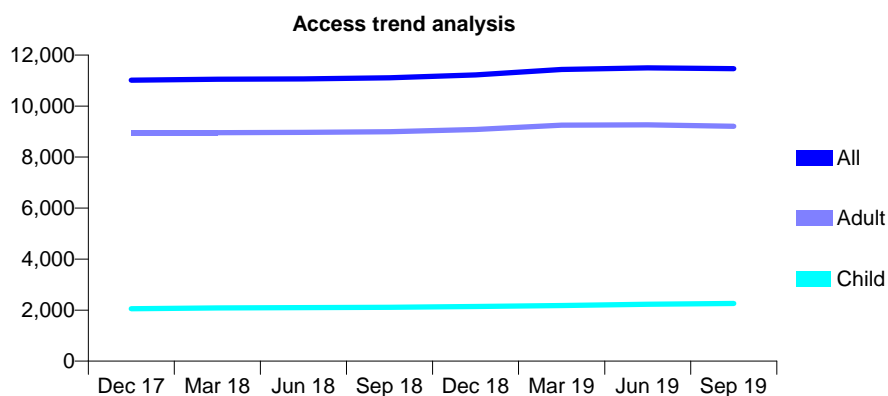
## Q49 - Vital Signs At a Glance Contract Report for 148792/0001 - September 2019

Name or company name	Perfect Smile North Shields Partnership
Contract type name	GDS Contract
Purpose of contract	General
Contract start date	01/07/2014
Contract end date	

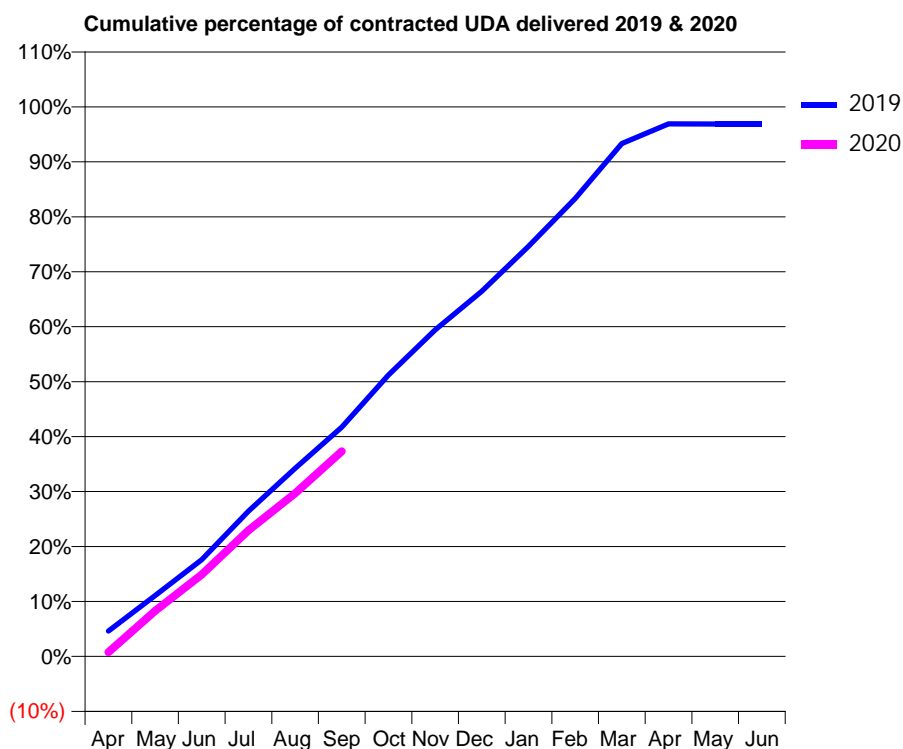
19/20 Contracted general activity (UDA)	36,119
Carry forward general activity (UDA)	1,131
19/20 Contracted orthodontic activity (UOA)	0
Carry forward orthodontic activity (UOA)	0
Baseline contract value	£876,785.13

### ACCESS\*

Patients seen in 24 months	Total	Change since previous quarter
Quarter ending September 2018	11,109	
Quarter ending December 2018	11,223	→
Quarter ending March 2019	11,437	→
Quarter ending June 2019	11,495	→
Quarter ending September 2019	11,466	→
<b>Variance since September 2018</b>	<b>3.2%</b>	<b>↑</b>



### ACTIVITY



Month	2019	2020
April	1,667	283
May	3,998	2,990
June	6,363	5,390
July	9,549	8,290
August	12,360	10,726
September	15,072	13,489
October	18,502	
November	21,463	
December	24,004	
January	26,958	
February	30,105	
March	33,708	
April	35,001	
May	34,990	
June	34,987	

### QUALITY

	Quantity	Base Number	Contract	AT	Region	England
% of FP17s for the same patient ID Re-attending within 3 months - Children	91	1,657	5.5%	10.2%	12.1%	11.5%
% of FP17s for the same patient ID Re-attending within 3 months - Adults	751	6,574	11.4%	14.1%	15.6%	15.4%
% of FP17s for the same patient ID Re-attending between 3 & 9 months - Children	1,110	1,657	67.0%	58.0%	61.2%	59.7%
% of FP17s for the same patient ID Re-attending between 3 & 9 months - Adults	4,593	6,574	69.9%	53.2%	54.3%	51.7%
% of FP17s for Band 1 Urgent Courses	491	7,631	6.4%	8.4%	9.1%	9.2%
% of FP17s Relating to Free Repair or Replacements	93	7,631	1.2%	1.1%	0.9%	0.7%
% of FP17s Relating to Continuations	38	7,631	0.5%	1.2%	1.0%	0.8%
% of Patients satisfied with the dentistry they have received	2	2	N/A	96.2%	94.4%	93.5%
% of Patients satisfied with the time they had to wait for an appointment	2	2	N/A	91.7%	88.1%	87.4%

\* This is based on patients treated on this contract for their most recent course of treatment. Figures in italics indicate the base number of FP17s or Patient Questionnaire responses are less than 100. N/A is shown where the base number of responses is less than 10 during the period. % is calculated as Quantity/Base number\*100

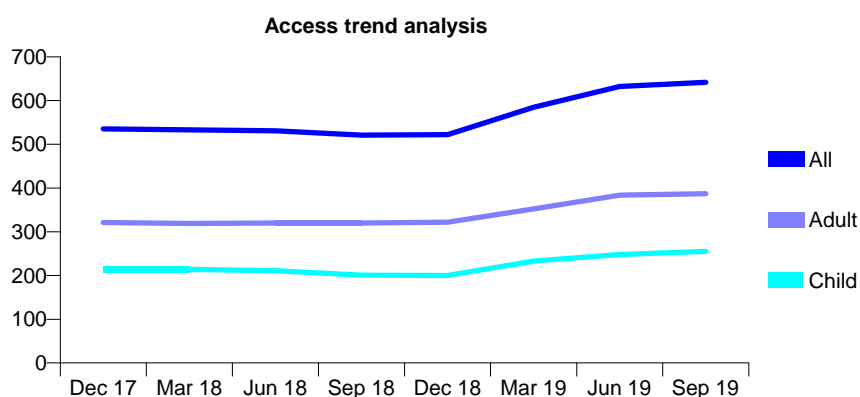
## Q49 - Vital Signs At a Glance Contract Report for 150622/0001 - September 2019

Name or company name	Newgate Dental Practice
Contract type name	GDS Contract
Purpose of contract	General
Contract start date	29/07/2014
Contract end date	

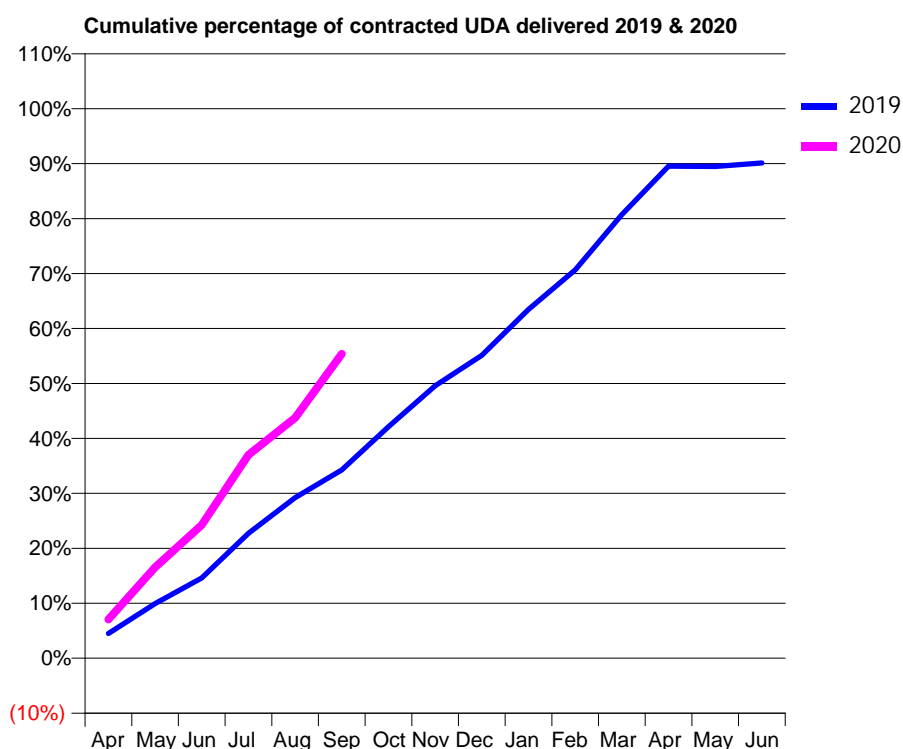
19/20 Contracted general activity (UDA)	1,759
Carry forward general activity (UDA)	0
19/20 Contracted orthodontic activity (UOA)	0
Carry forward orthodontic activity (UOA)	0
Baseline contract value	£40,274.17

### ACCESS\*

Patients seen in 24 months	Total	Change since previous quarter
Quarter ending September 2018	521	
Quarter ending December 2018	522	→
Quarter ending March 2019	585	↑
Quarter ending June 2019	632	↑
Quarter ending September 2019	642	→
<b>Variance since September 2018</b>	<b>23.2%</b>	<b>↑</b>



### ACTIVITY



Adjusted Scheduled Activity (UDA)		
Month	2019	2020
April	79	125
May	175	291
June	257	427
July	400	651
August	514	770
September	602	974
October	741	
November	872	
December	970	
January	1,117	
February	1,243	
March	1,419	
April	1,575	
May	1,574	
June	1,585	

### QUALITY

	Quantity	Base Number	Contract	AT	Region	England
% of FP17s for the same patient ID Re-attending within 3 months - Children	22	256	8.6%	10.2%	12.1%	11.5%
% of FP17s for the same patient ID Re-attending within 3 months - Adults	39	349	11.2%	14.1%	15.6%	15.4%
% of FP17s for the same patient ID Re-attending between 3 & 9 months - Children	151	256	59.0%	58.0%	61.2%	59.7%
% of FP17s for the same patient ID Re-attending between 3 & 9 months - Adults	185	349	53.0%	53.2%	54.3%	51.7%
% of FP17s for Band 1 Urgent Courses	29	515	5.6%	8.4%	9.1%	9.2%
% of FP17s Relating to Free Repair or Replacements	4	515	0.8%	1.1%	0.9%	0.7%
% of FP17s Relating to Continuations	4	515	0.8%	1.2%	1.0%	0.8%
% of Patients satisfied with the dentistry they have received	1	1	N/A	96.2%	94.4%	93.5%
% of Patients satisfied with the time they had to wait for an appointment	0	1	N/A	91.7%	88.1%	87.4%

\* This is based on patients treated on this contract for their most recent course of treatment. Figures in italics indicate the base number of FP17s or Patient Questionnaire responses are less than 100. N/A is shown where the base number of responses is less than 10 during the period. % is calculated as Quantity/Base number\*100

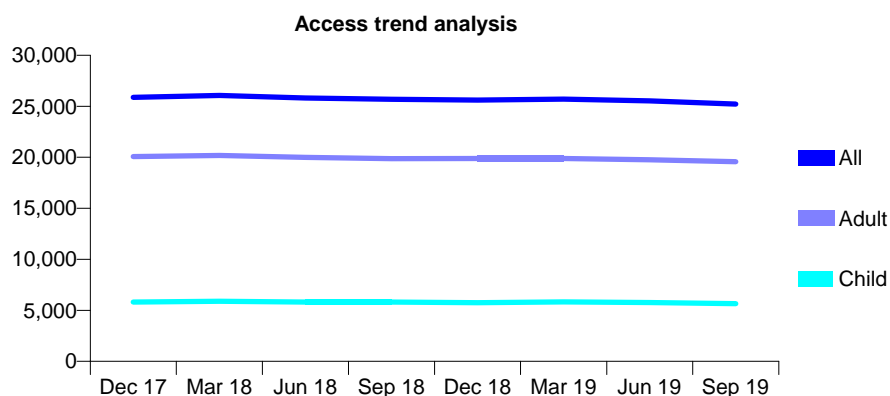
## Q49 - Vital Signs At a Glance Contract Report for 150886/0001 - September 2019

Name or company name	Silver and Charlton
Contract type name	GDS Contract
Purpose of contract	General
Contract start date	01/07/2013
Contract end date	

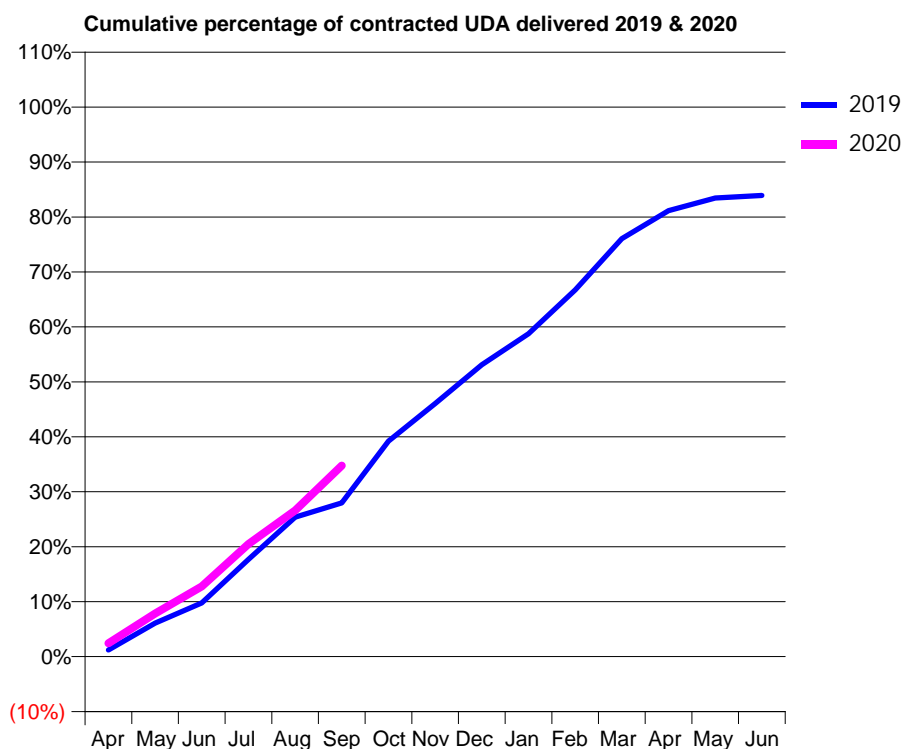
19/20 Contracted general activity (UDA)	86,878
Carry forward general activity (UDA)	0
19/20 Contracted orthodontic activity (UOA)	0
Carry forward orthodontic activity (UOA)	0
Baseline contract value	£2,486,868.32

### ACCESS\*

Patients seen in 24 months	Total	Change since previous quarter
Quarter ending September 2018	25,676	
Quarter ending December 2018	25,612	→
Quarter ending March 2019	25,712	→
Quarter ending June 2019	25,519	→
Quarter ending September 2019	25,209	↓
<b>Variance since September 2018</b>	<b>(1.8%)</b>	<b>↓</b>



### ACTIVITY



Month	Adjusted Scheduled Activity (UDA)	
	2019	2020
April	1,050	2,124
May	5,307	6,815
June	8,492	11,102
July	15,388	17,805
August	22,066	23,115
September	24,300	30,195
October	34,082	
November	40,000	
December	46,150	
January	51,062	
February	57,993	
March	66,092	
April	70,496	
May	72,489	
June	72,891	

### QUALITY

	Quantity	Base Number	Contract	AT	Region	England
% of FP17s for the same patient ID Re-attending within 3 months - Children	257	3,405	7.5%	10.2%	12.1%	11.5%
% of FP17s for the same patient ID Re-attending within 3 months - Adults	1,725	11,939	14.4%	14.1%	15.6%	15.4%
% of FP17s for the same patient ID Re-attending between 3 & 9 months - Children	1,393	3,405	40.9%	58.0%	61.2%	59.7%
% of FP17s for the same patient ID Re-attending between 3 & 9 months - Adults	5,005	11,939	41.9%	53.2%	54.3%	51.7%
% of FP17s for Band 1 Urgent Courses	1,492	13,336	11.2%	8.4%	9.1%	9.2%
% of FP17s Relating to Free Repair or Replacements	228	13,336	1.7%	1.1%	0.9%	0.7%
% of FP17s Relating to Continuations	238	13,336	1.8%	1.2%	1.0%	0.8%
% of Patients satisfied with the dentistry they have received	9	10	90.0%	96.2%	94.4%	93.5%
% of Patients satisfied with the time they had to wait for an appointment	10	10	100.0%	91.7%	88.1%	87.4%

\* This is based on patients treated on this contract for their most recent course of treatment. Figures in italics indicate the base number of FP17s or Patient Questionnaire responses are less than 100. N/A is shown where the base number of responses is less than 10 during the period. % is calculated as Quantity/Base number\*100

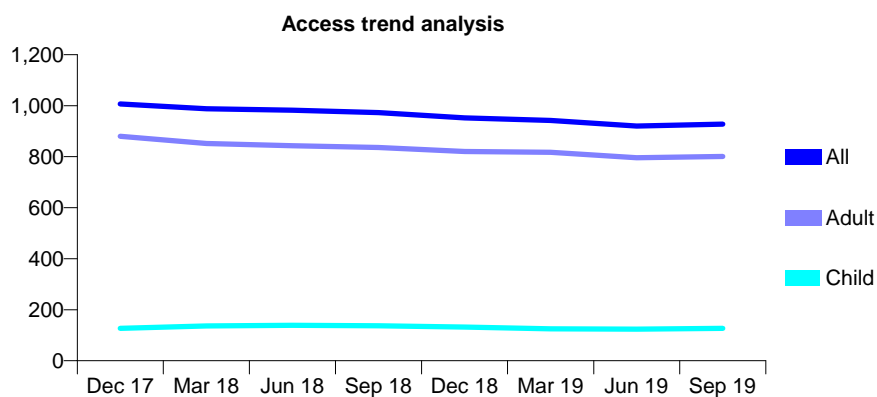
## Q49 - Vital Signs At a Glance Contract Report for 153923/0001 - September 2019

Name or company name	Mr Devanand Isukapatla
Contract type name	GDS Contract
Purpose of contract	General
Contract start date	01/11/2015
Contract end date	

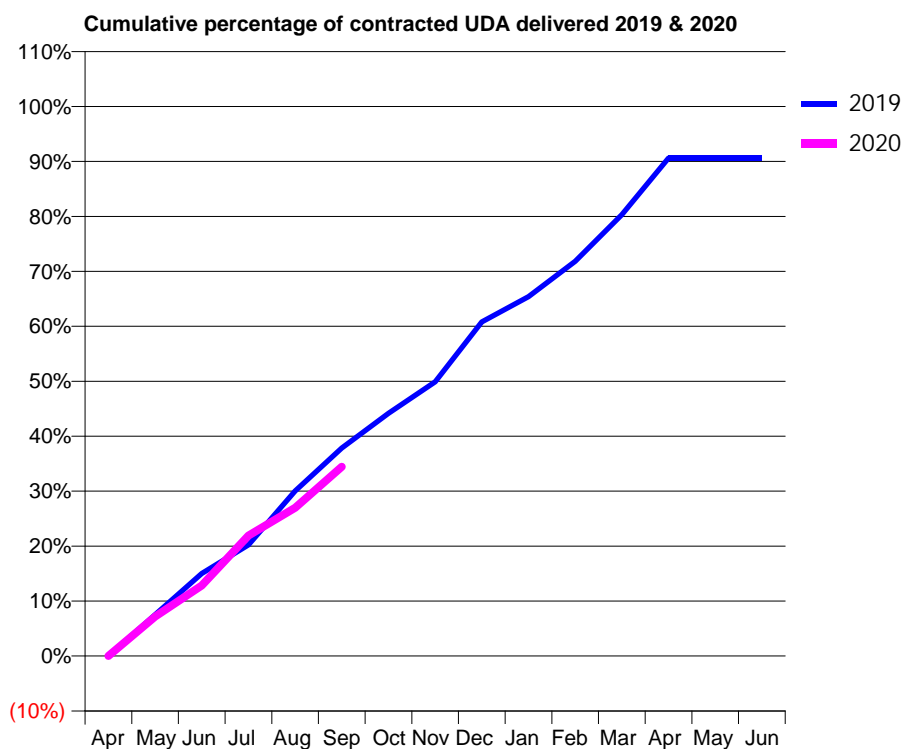
19/20 Contracted general activity (UDA)	3,371
Carry forward general activity (UDA)	0
19/20 Contracted orthodontic activity (UOA)	0
Carry forward orthodontic activity (UOA)	0
Baseline contract value	£88,190.20

### ACCESS\*

Patients seen in 24 months	Total	Change since previous quarter
Quarter ending September 2018	973	
Quarter ending December 2018	952	↓
Quarter ending March 2019	942	↓
Quarter ending June 2019	920	↓
Quarter ending September 2019	928	→
<b>Variance since September 2018</b>	<b>(4.6%)</b>	<b>↓</b>



### ACTIVITY



Month	Adjusted Scheduled Activity (UDA)	
	2019	2020
April	0	0
May	254	242
June	506	432
July	682	739
August	1,013	909
September	1,275	1,161
October	1,489	
November	1,683	
December	2,049	
January	2,204	
February	2,422	
March	2,707	
April	3,055	
May	3,055	
June	3,055	

### QUALITY

	Quantity	Base Number	Contract	AT	Region	England
% of FP17s for the same patient ID Re-attending within 3 months - Children	9	112	8.0%	10.2%	12.1%	11.5%
% of FP17s for the same patient ID Re-attending within 3 months - Adults	82	665	12.3%	14.1%	15.6%	15.4%
% of FP17s for the same patient ID Re-attending between 3 & 9 months - Children	61	112	54.5%	58.0%	61.2%	59.7%
% of FP17s for the same patient ID Re-attending between 3 & 9 months - Adults	456	665	68.6%	53.2%	54.3%	51.7%
% of FP17s for Band 1 Urgent Courses	49	626	7.8%	8.4%	9.1%	9.2%
% of FP17s Relating to Free Repair or Replacements	6	626	1.0%	1.1%	0.9%	0.7%
% of FP17s Relating to Continuations	9	626	1.4%	1.2%	1.0%	0.8%
% of Patients satisfied with the dentistry they have received	1	1	N/A	96.2%	94.4%	93.5%
% of Patients satisfied with the time they had to wait for an appointment	1	1	N/A	91.7%	88.1%	87.4%

\* This is based on patients treated on this contract for their most recent course of treatment. Figures in italics indicate the base number of FP17s or Patient Questionnaire responses are less than 100. N/A is shown where the base number of responses is less than 10 during the period. % is calculated as Quantity/Base number\*100

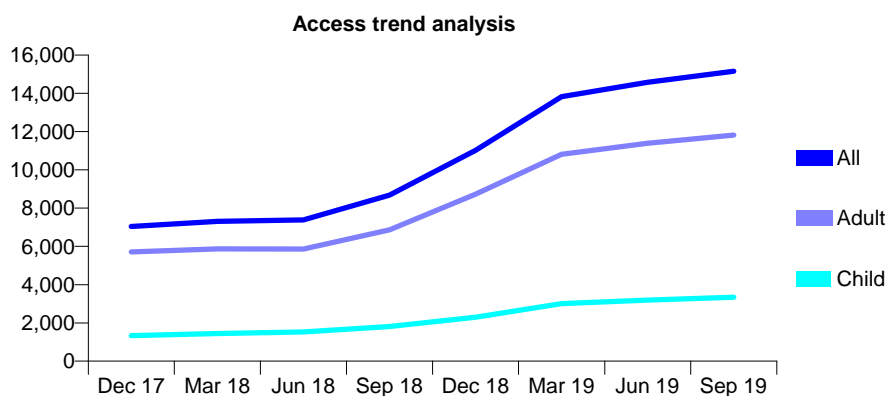
## Q49 - Vital Signs At a Glance Contract Report for 156663/0001 - September 2019

Name or company name	The Belvedere Dental Practice Ltd
Contract type name	GDS Contract
Purpose of contract	General and Orthodontic
Contract start date	01/09/2010
Contract end date	

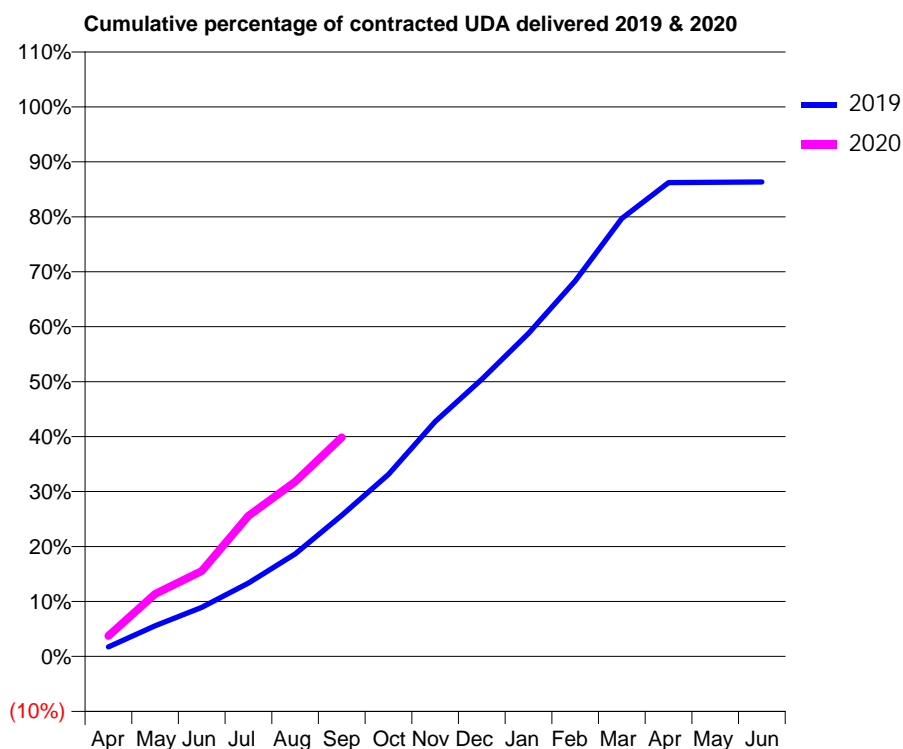
19/20 Contracted general activity (UDA)	53,785
Carry forward general activity (UDA)	0
19/20 Contracted orthodontic activity (UOA)	0
Carry forward orthodontic activity (UOA)	0
Baseline contract value	£1,325,221.98

### ACCESS\*

Patients seen in 24 months	Total	Change since previous quarter
Quarter ending September 2018	8,676	
Quarter ending December 2018	11,028	↑
Quarter ending March 2019	13,823	↑
Quarter ending June 2019	14,577	↑
Quarter ending September 2019	15,153	↑
<b>Variance since September 2018</b>	<b>74.7%</b>	<b>↑</b>



### ACTIVITY



Month	2019	2020
April	760	2,019
May	2,463	6,113
June	3,920	8,364
July	5,873	13,761
August	8,206	17,094
September	11,303	21,437
October	14,577	
November	18,803	
December	22,186	
January	25,864	
February	30,072	
March	35,062	
April	37,929	
May	37,968	
June	37,986	

### QUALITY

	Quantity	Base Number	Contract	AT	Region	England
% of FP17s for the same patient ID Re-attending within 3 months - Children	200	3,038	6.6%	10.2%	12.1%	11.5%
% of FP17s for the same patient ID Re-attending within 3 months - Adults	1,549	10,460	14.8%	14.1%	15.6%	15.4%
% of FP17s for the same patient ID Re-attending between 3 & 9 months - Children	1,993	3,038	65.6%	58.0%	61.2%	59.7%
% of FP17s for the same patient ID Re-attending between 3 & 9 months - Adults	6,176	10,460	59.0%	53.2%	54.3%	51.7%
% of FP17s for Band 1 Urgent Courses	1,040	12,185	8.5%	8.4%	9.1%	9.2%
% of FP17s Relating to Free Repair or Replacements	90	12,185	0.7%	1.1%	0.9%	0.7%
% of FP17s Relating to Continuations	248	12,185	2.0%	1.2%	1.0%	0.8%
% of Patients satisfied with the dentistry they have received	7	7	N/A	96.2%	94.4%	93.5%
% of Patients satisfied with the time they had to wait for an appointment	5	7	N/A	91.7%	88.1%	87.4%

\* This is based on patients treated on this contract for their most recent course of treatment. Figures in italics indicate the base number of FP17s or Patient Questionnaire responses are less than 100. N/A is shown where the base number of responses is less than 10 during the period. % is calculated as Quantity/Base number\*100

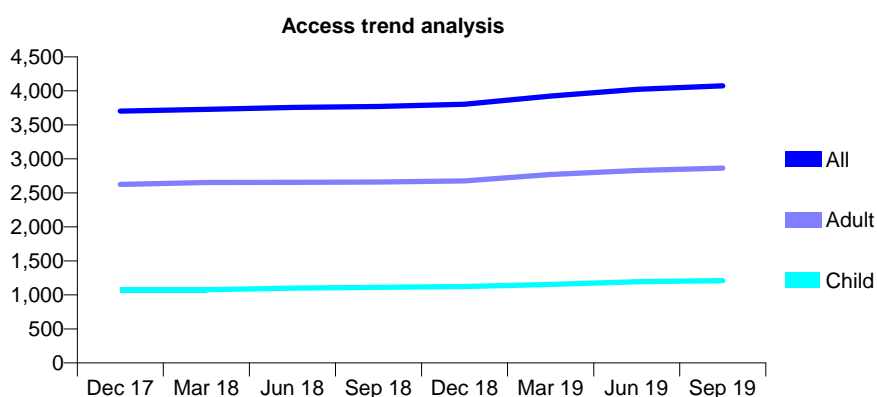
## Q49 - Vital Signs At a Glance Contract Report for 157457/0001 - September 2019

Name or company name	Northumbria Dental Care Limited
Contract type name	GDS Contract
Purpose of contract	General and Orthodontic
Contract start date	01/01/2012
Contract end date	

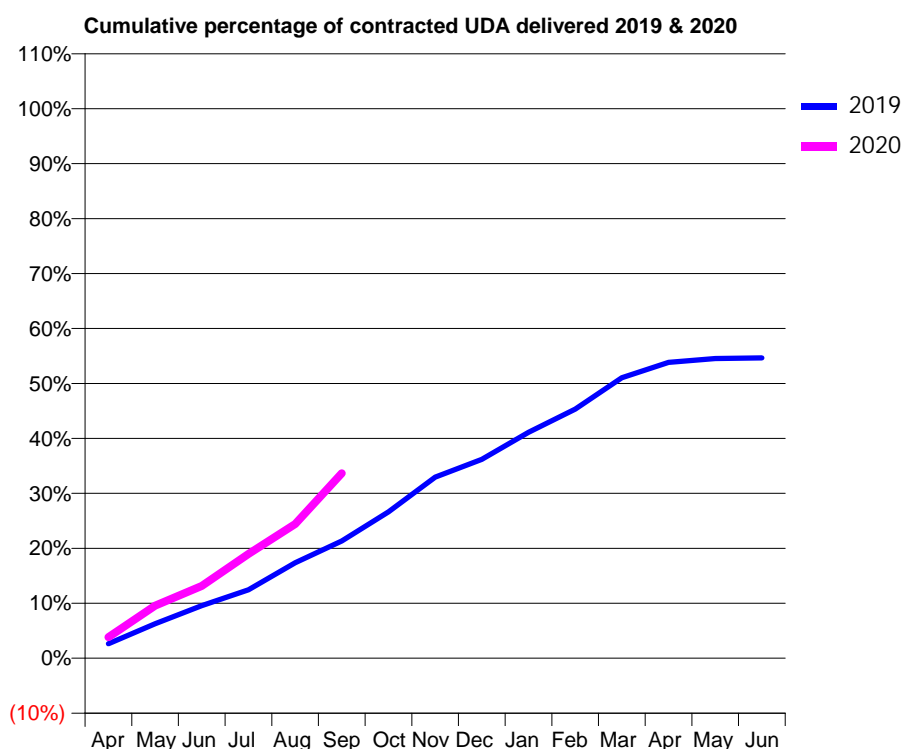
19/20 Contracted general activity (UDA)	11,342
Carry forward general activity (UDA)	0
19/20 Contracted orthodontic activity (UOA)	420
Carry forward orthodontic activity (UOA)	0
Baseline contract value	£458,465.22

### ACCESS\*

Patients seen in 24 months	Total	Change since previous quarter
Quarter ending September 2018	3,769	
Quarter ending December 2018	3,803	→
Quarter ending March 2019	3,924	↑
Quarter ending June 2019	4,023	↑
Quarter ending September 2019	4,073	→
<b>Variance since September 2018</b>	<b>8.1%</b>	<b>↑</b>



### ACTIVITY



Month	2019	2020
April	350	433
May	836	1,087
June	1,277	1,489
July	1,664	2,150
August	2,320	2,770
September	2,848	3,816
October	3,554	
November	4,397	
December	4,829	
January	5,485	
February	6,048	
March	6,812	
April	7,183	
May	7,277	
June	7,295	

### QUALITY

	Quantity	Base Number	Contract	AT	Region	England
% of FP17s for the same patient ID Re-attending within 3 months - Children	62	770	8.1%	10.2%	12.1%	11.5%
% of FP17s for the same patient ID Re-attending within 3 months - Adults	208	1,577	13.2%	14.1%	15.6%	15.4%
% of FP17s for the same patient ID Re-attending between 3 & 9 months - Children	237	770	30.8%	58.0%	61.2%	59.7%
% of FP17s for the same patient ID Re-attending between 3 & 9 months - Adults	487	1,577	30.9%	53.2%	54.3%	51.7%
% of FP17s for Band 1 Urgent Courses	161	1,721	9.4%	8.4%	9.1%	9.2%
% of FP17s Relating to Free Repair or Replacements	2	1,721	0.1%	1.1%	0.9%	0.7%
% of FP17s Relating to Continuations	14	1,721	0.8%	1.2%	1.0%	0.8%
% of Patients satisfied with the dentistry they have received	2	2	N/A	96.2%	94.4%	93.5%
% of Patients satisfied with the time they had to wait for an appointment	2	2	N/A	91.7%	88.1%	87.4%

\* This is based on patients treated on this contract for their most recent course of treatment.

Figures in italics indicate the base number of FP17s or Patient Questionnaire responses are less than 100. N/A is shown where the base number of responses is less than 10 during the period. % is calculated as Quantity/Base number\*100



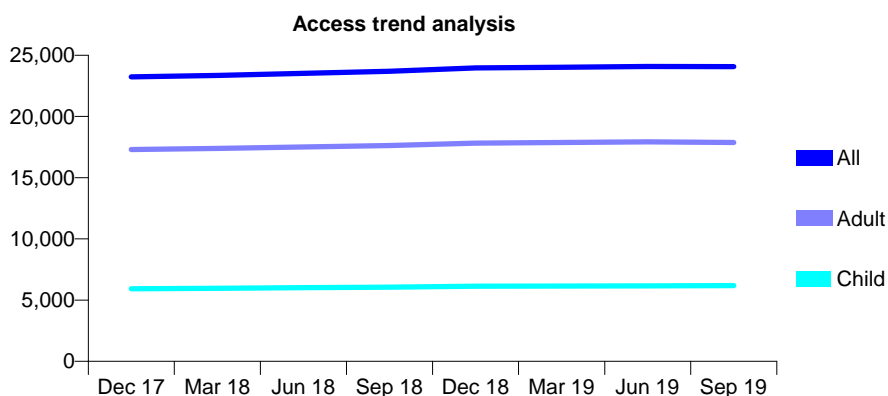
## Q49 - Vital Signs At a Glance Contract Report for 159891/0001 - September 2019

Name or company name	The Southwick and Whitburn Dental Practic
Contract type name	GDS Contract
Purpose of contract	General
Contract start date	01/04/2014
Contract end date	

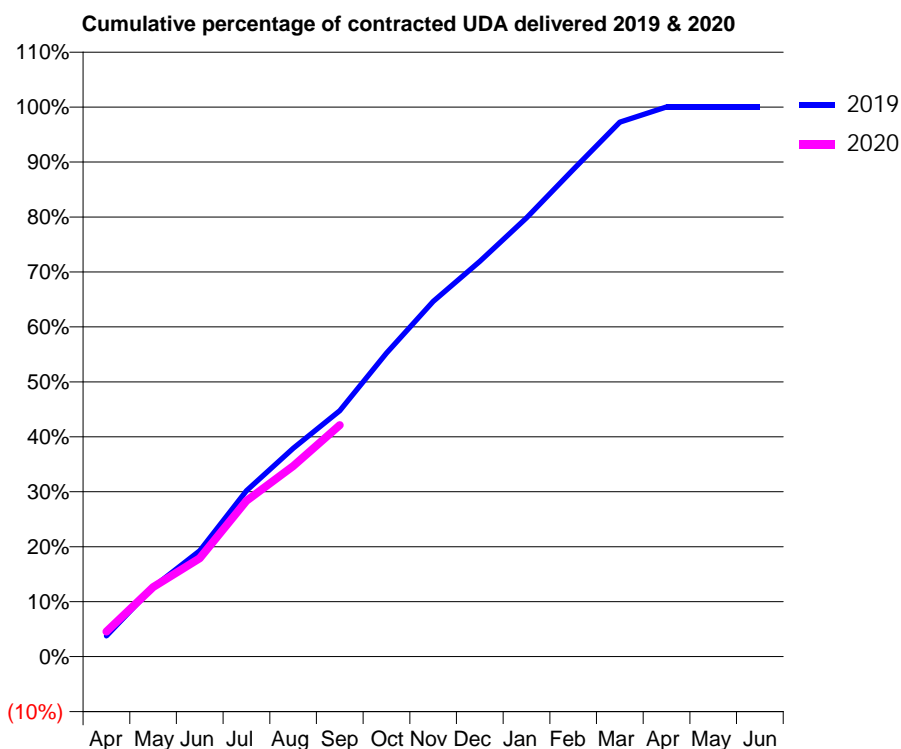
19/20 Contracted general activity (UDA)	64,555
Carry forward general activity (UDA)	-15
19/20 Contracted orthodontic activity (UOA)	0
Carry forward orthodontic activity (UOA)	0
Baseline contract value	£1,795,360.24

### ACCESS\*

Patients seen in 24 months	Total	Change since previous quarter
Quarter ending September 2018	23,684	
Quarter ending December 2018	23,967	→
Quarter ending March 2019	24,017	→
Quarter ending June 2019	24,093	→
Quarter ending September 2019	24,074	→
<b>Variance since September 2018</b>	<b>1.6%</b>	<b>→</b>



### ACTIVITY



Month	Adjusted Scheduled Activity (UDA)	
	2019	2020
April	2,431	2,931
May	8,173	8,172
June	12,442	11,547
July	19,491	18,307
August	24,459	22,377
September	28,872	27,203
October	35,656	
November	41,730	
December	46,430	
January	51,541	
February	57,214	
March	62,773	
April	64,567	
May	64,568	
June	64,570	

### QUALITY

	Quantity	Base Number	Contract	AT	Region	England
% of FP17s for the same patient ID Re-attending within 3 months - Children	237	3,989	5.9%	10.2%	12.1%	11.5%
% of FP17s for the same patient ID Re-attending within 3 months - Adults	894	10,159	8.8%	14.1%	15.6%	15.4%
% of FP17s for the same patient ID Re-attending between 3 & 9 months - Children	2,056	3,989	51.5%	58.0%	61.2%	59.7%
% of FP17s for the same patient ID Re-attending between 3 & 9 months - Adults	5,214	10,159	51.3%	53.2%	54.3%	51.7%
% of FP17s for Band 1 Urgent Courses	1,038	13,265	7.8%	8.4%	9.1%	9.2%
% of FP17s Relating to Free Repair or Replacements	61	13,265	0.5%	1.1%	0.9%	0.7%
% of FP17s Relating to Continuations	80	13,265	0.6%	1.2%	1.0%	0.8%
% of Patients satisfied with the dentistry they have received	16	16	100.0%	96.2%	94.4%	93.5%
% of Patients satisfied with the time they had to wait for an appointment	14	16	87.5%	91.7%	88.1%	87.4%

\* This is based on patients treated on this contract for their most recent course of treatment. Figures in italics indicate the base number of FP17s or Patient Questionnaire responses are less than 100. N/A is shown where the base number of responses is less than 10 during the period. % is calculated as Quantity/Base number\*100

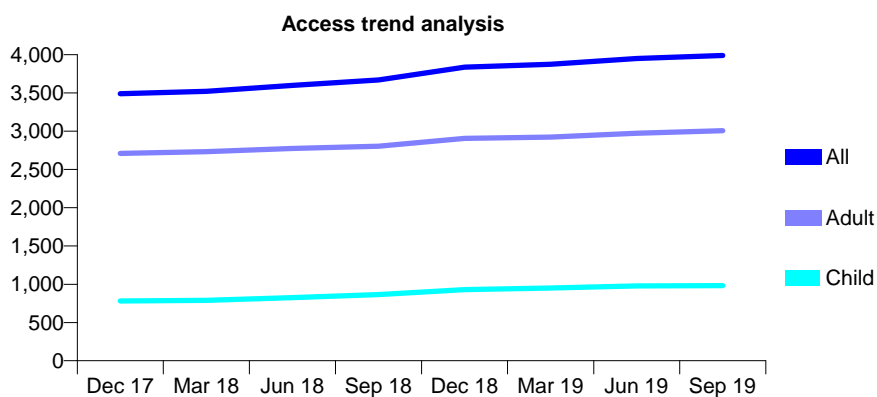
## Q49 - Vital Signs At a Glance Contract Report for 160296/0001 - September 2019

Name or company name	Queen Street Dental Practice Partnership
Contract type name	GDS Contract
Purpose of contract	General
Contract start date	22/10/2009
Contract end date	

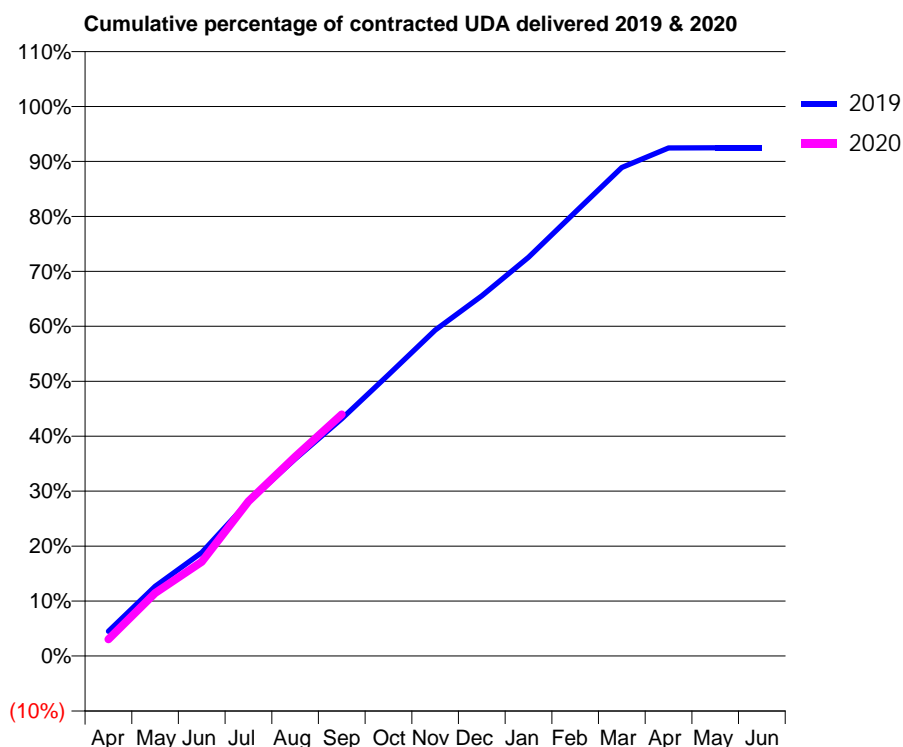
19/20 Contracted general activity (UDA)	12,000
Carry forward general activity (UDA)	349
19/20 Contracted orthodontic activity (UOA)	0
Carry forward orthodontic activity (UOA)	0
Baseline contract value	£338,221.45

### ACCESS\*

Patients seen in 24 months	Total	Change since previous quarter
Quarter ending September 2018	3,669	
Quarter ending December 2018	3,837	↑
Quarter ending March 2019	3,873	→
Quarter ending June 2019	3,951	↑
Quarter ending September 2019	3,988	→
<b>Variance since September 2018</b>	<b>8.7%</b>	<b>↑</b>



### ACTIVITY



Month	Adjusted Scheduled Activity (UDA)	
	2019	2020
April	568	367
May	1,597	1,375
June	2,370	2,057
July	3,537	3,377
August	4,519	4,353
September	5,441	5,274
October	6,451	
November	7,474	
December	8,258	
January	9,141	
February	10,177	
March	11,200	
April	11,649	
May	11,650	
June	11,650	

### QUALITY

	Quantity	Base Number	Contract	AT	Region	England
% of FP17s for the same patient ID Re-attending within 3 months - Children	71	936	7.6%	10.2%	12.1%	11.5%
% of FP17s for the same patient ID Re-attending within 3 months - Adults	344	2,413	14.3%	14.1%	15.6%	15.4%
% of FP17s for the same patient ID Re-attending between 3 & 9 months - Children	586	936	62.6%	58.0%	61.2%	59.7%
% of FP17s for the same patient ID Re-attending between 3 & 9 months - Adults	1,226	2,413	50.8%	53.2%	54.3%	51.7%
% of FP17s for Band 1 Urgent Courses	244	3,115	7.8%	8.4%	9.1%	9.2%
% of FP17s Relating to Free Repair or Replacements	43	3,115	1.4%	1.1%	0.9%	0.7%
% of FP17s Relating to Continuations	46	3,115	1.5%	1.2%	1.0%	0.8%
% of Patients satisfied with the dentistry they have received	0	0	N/A	96.2%	94.4%	93.5%
% of Patients satisfied with the time they had to wait for an appointment	0	0	N/A	91.7%	88.1%	87.4%

\* This is based on patients treated on this contract for their most recent course of treatment. Figures in italics indicate the base number of FP17s or Patient Questionnaire responses are less than 100. N/A is shown where the base number of responses is less than 10 during the period. % is calculated as Quantity/Base number\*100

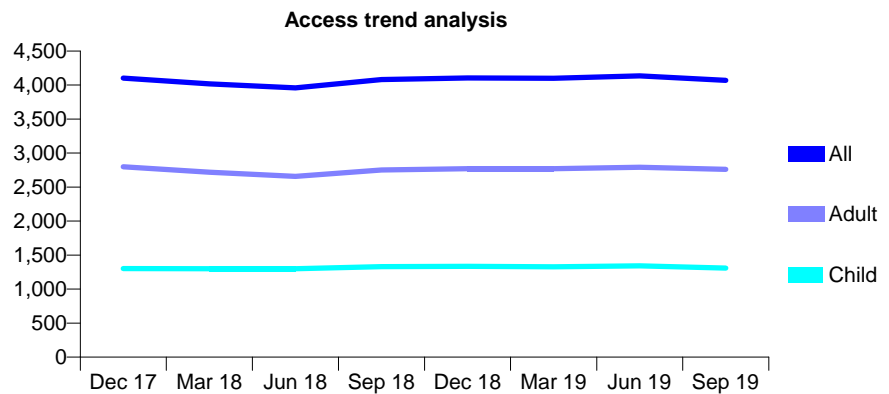
## Q49 - Vital Signs At a Glance Contract Report for 162507/0001 - September 2019

Name or company name	Tyneview Dental Practice
Contract type name	GDS Contract
Purpose of contract	General
Contract start date	04/06/2015
Contract end date	

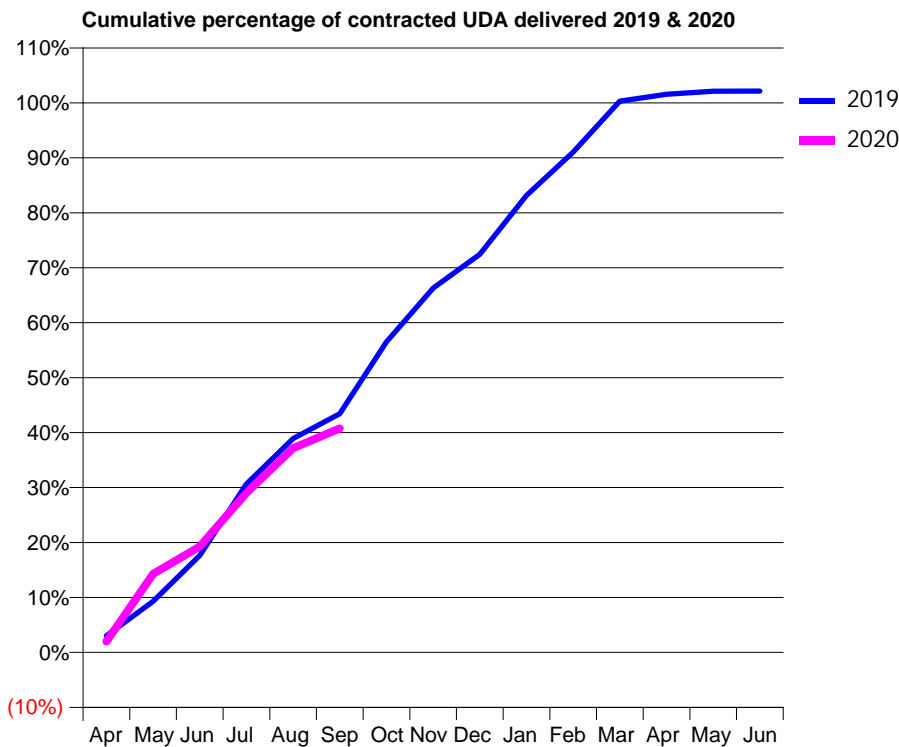
19/20 Contracted general activity (UDA)	13,000
Carry forward general activity (UDA)	-259
19/20 Contracted orthodontic activity (UOA)	0
Carry forward orthodontic activity (UOA)	0
Baseline contract value	£327,183.05

### ACCESS\*

Patients seen in 24 months	Total	Change since previous quarter
Quarter ending September 2018	4,082	
Quarter ending December 2018	4,104	→
Quarter ending March 2019	4,099	→
Quarter ending June 2019	4,134	→
Quarter ending September 2019	4,070	↓
<b>Variance since September 2018</b>	<b>(0.3%)</b>	<b>→</b>



### ACTIVITY



Month	2019	2020
April	395	259
May	1,209	1,857
June	2,290	2,504
July	3,985	3,772
August	5,060	4,834
September	5,644	5,300
October	7,344	
November	8,621	
December	9,417	
January	10,810	
February	11,834	
March	13,041	
April	13,203	
May	13,274	
June	13,280	

### QUALITY

	Quantity	Base Number	Contract	AT	Region	England
% of FP17s for the same patient ID Re-attending within 3 months - Children	49	834	5.9%	10.2%	12.1%	11.5%
% of FP17s for the same patient ID Re-attending within 3 months - Adults	175	1,376	12.7%	14.1%	15.6%	15.4%
% of FP17s for the same patient ID Re-attending between 3 & 9 months - Children	419	834	50.2%	58.0%	61.2%	59.7%
% of FP17s for the same patient ID Re-attending between 3 & 9 months - Adults	513	1,376	37.3%	53.2%	54.3%	51.7%
% of FP17s for Band 1 Urgent Courses	207	1,774	11.7%	8.4%	9.1%	9.2%
% of FP17s Relating to Free Repair or Replacements	1	1,774	0.1%	1.1%	0.9%	0.7%
% of FP17s Relating to Continuations	6	1,774	0.3%	1.2%	1.0%	0.8%
% of Patients satisfied with the dentistry they have received	4	6	N/A	96.2%	94.4%	93.5%
% of Patients satisfied with the time they had to wait for an appointment	5	6	N/A	91.7%	88.1%	87.4%

\* This is based on patients treated on this contract for their most recent course of treatment. Figures in italics indicate the base number of FP17s or Patient Questionnaire responses are less than 100. N/A is shown where the base number of responses is less than 10 during the period. % is calculated as Quantity/Base number\*100

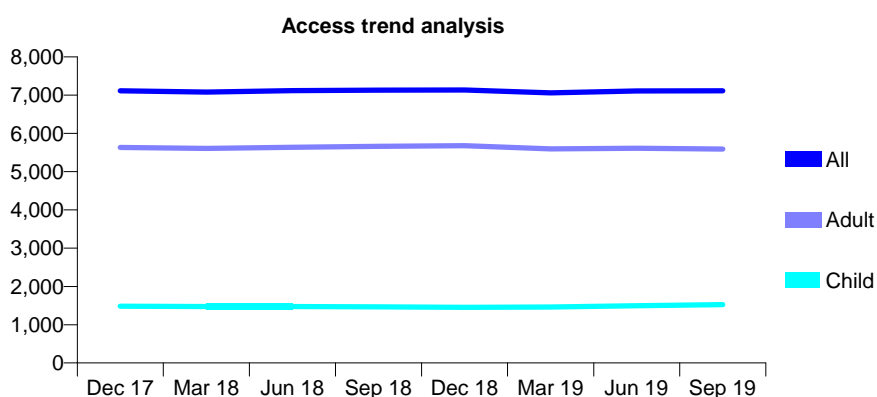
## Q49 - Vital Signs At a Glance Contract Report for 168564/0001 - September 2019

Name or company name	The Grainger Stockton, Birtley and Stanley
Contract type name	GDS Contract
Purpose of contract	General
Contract start date	01/02/2014
Contract end date	

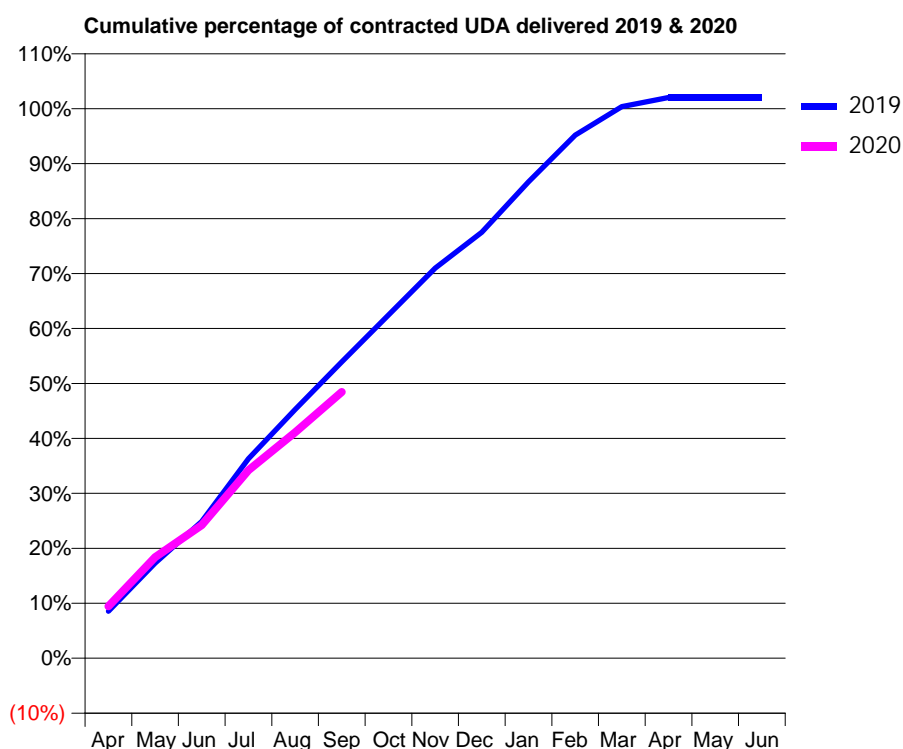
19/20 Contracted general activity (UDA)	21,272
Carry forward general activity (UDA)	-425
19/20 Contracted orthodontic activity (UOA)	0
Carry forward orthodontic activity (UOA)	0
Baseline contract value	£486,780.11

### ACCESS\*

Patients seen in 24 months	Total	Change since previous quarter
Quarter ending September 2018	7,129	
Quarter ending December 2018	7,133	→
Quarter ending March 2019	7,058	↓
Quarter ending June 2019	7,109	→
Quarter ending September 2019	7,112	→
<b>Variance since September 2018</b>	<b>(0.2%)</b>	<b>→</b>



### ACTIVITY



Month	2019	2020
April	1,821	2,010
May	3,684	3,916
June	5,294	5,147
July	7,720	7,276
August	9,632	8,746
September	11,472	10,308
October	13,284	
November	15,103	
December	16,486	
January	18,442	
February	20,248	
March	21,348	
April	21,704	
May	21,704	
June	21,703	

### QUALITY

	Quantity	Base Number	Contract	AT	Region	England
% of FP17s for the same patient ID Re-attending within 3 months - Children	51	1,115	4.6%	10.2%	12.1%	11.5%
% of FP17s for the same patient ID Re-attending within 3 months - Adults	250	3,788	6.6%	14.1%	15.6%	15.4%
% of FP17s for the same patient ID Re-attending between 3 & 9 months - Children	657	1,115	58.9%	58.0%	61.2%	59.7%
% of FP17s for the same patient ID Re-attending between 3 & 9 months - Adults	2,412	3,788	63.7%	53.2%	54.3%	51.7%
% of FP17s for Band 1 Urgent Courses	197	4,732	4.2%	8.4%	9.1%	9.2%
% of FP17s Relating to Free Repair or Replacements	2	4,732	0.0%	1.1%	0.9%	0.7%
% of FP17s Relating to Continuations	19	4,732	0.4%	1.2%	1.0%	0.8%
% of Patients satisfied with the dentistry they have received	2	3	N/A	96.2%	94.4%	93.5%
% of Patients satisfied with the time they had to wait for an appointment	2	3	N/A	91.7%	88.1%	87.4%

\* This is based on patients treated on this contract for their most recent course of treatment.

Figures in italics indicate the base number of FP17s or Patient Questionnaire responses are less than 100. N/A is shown where the base number of responses is less than 10 during the period. % is calculated as Quantity/Base number\*100

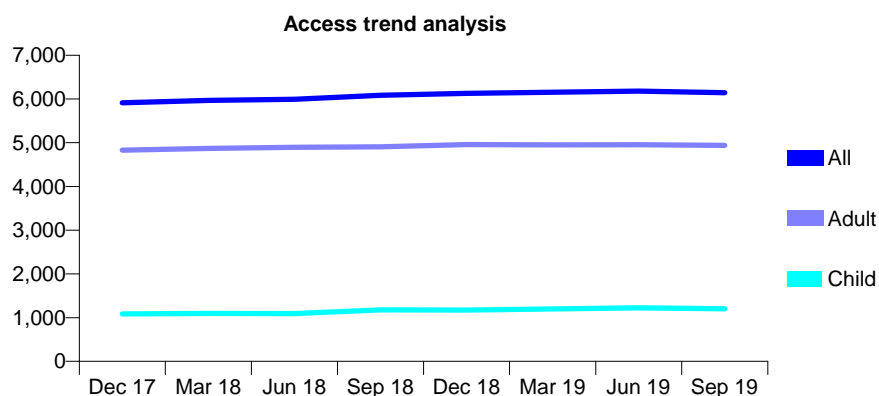
## Q49 - Vital Signs At a Glance Contract Report for 168866/0001 - September 2019

Name or company name	H Singh & Associates Ltd
Contract type name	GDS Contract
Purpose of contract	General and Orthodontic
Contract start date	01/04/2010
Contract end date	

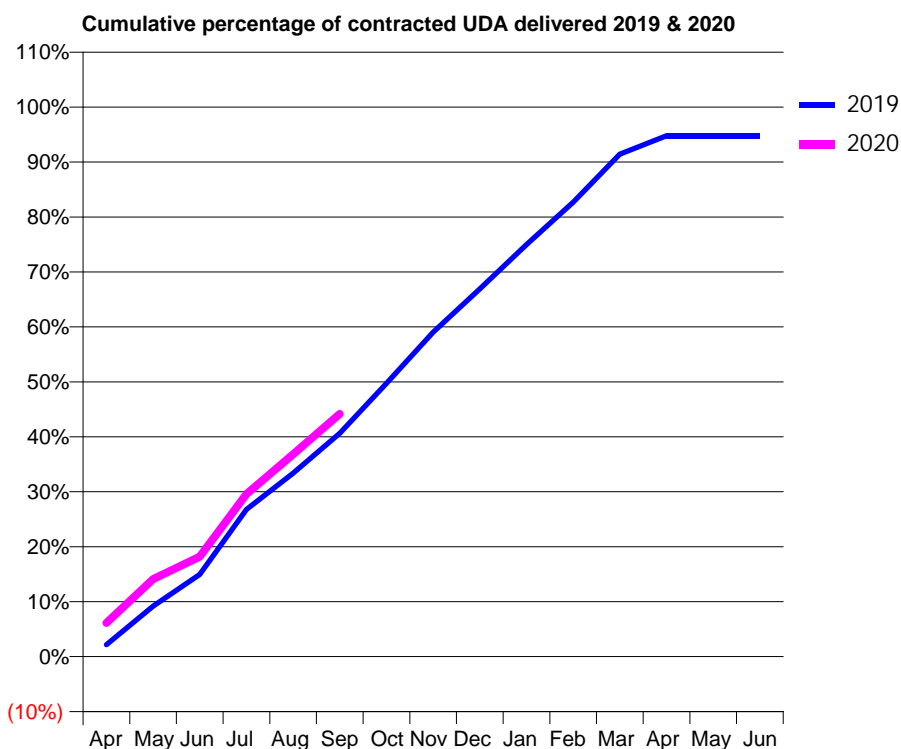
19/20 Contracted general activity (UDA)	18,452
Carry forward general activity (UDA)	0
19/20 Contracted orthodontic activity (UOA)	0
Carry forward orthodontic activity (UOA)	0
Baseline contract value	£514,250.97

### ACCESS\*

Patients seen in 24 months	Total	Change since previous quarter
Quarter ending September 2018	6,082	
Quarter ending December 2018	6,130	→
Quarter ending March 2019	6,153	→
Quarter ending June 2019	6,180	→
Quarter ending September 2019	6,144	→
<b>Variance since September 2018</b>	<b>1.0%</b>	<b>→</b>



### ACTIVITY



Month	Adjusted Scheduled Activity (UDA)	
	2019	2020
April	399	1,132
May	1,693	2,605
June	2,762	3,355
July	4,943	5,458
August	6,166	6,793
September	7,497	8,149
October	9,175	
November	10,898	
December	12,346	
January	13,833	
February	15,257	
March	16,869	
April	17,486	
May	17,487	
June	17,487	

### QUALITY

	Quantity	Base Number	Contract	AT	Region	England
% of FP17s for the same patient ID Re-attending within 3 months - Children	94	844	11.1%	10.2%	12.1%	11.5%
% of FP17s for the same patient ID Re-attending within 3 months - Adults	707	3,613	19.6%	14.1%	15.6%	15.4%
% of FP17s for the same patient ID Re-attending between 3 & 9 months - Children	403	844	47.7%	58.0%	61.2%	59.7%
% of FP17s for the same patient ID Re-attending between 3 & 9 months - Adults	1,893	3,613	52.4%	53.2%	54.3%	51.7%
% of FP17s for Band 1 Urgent Courses	398	4,186	9.5%	8.4%	9.1%	9.2%
% of FP17s Relating to Free Repair or Replacements	123	4,186	2.9%	1.1%	0.9%	0.7%
% of FP17s Relating to Continuations	80	4,186	1.9%	1.2%	1.0%	0.8%
% of Patients satisfied with the dentistry they have received	0	0	N/A	96.2%	94.4%	93.5%
% of Patients satisfied with the time they had to wait for an appointment	0	0	N/A	91.7%	88.1%	87.4%

\* This is based on patients treated on this contract for their most recent course of treatment. Figures in italics indicate the base number of FP17s or Patient Questionnaire responses are less than 100. N/A is shown where the base number of responses is less than 10 during the period. % is calculated as Quantity/Base number\*100

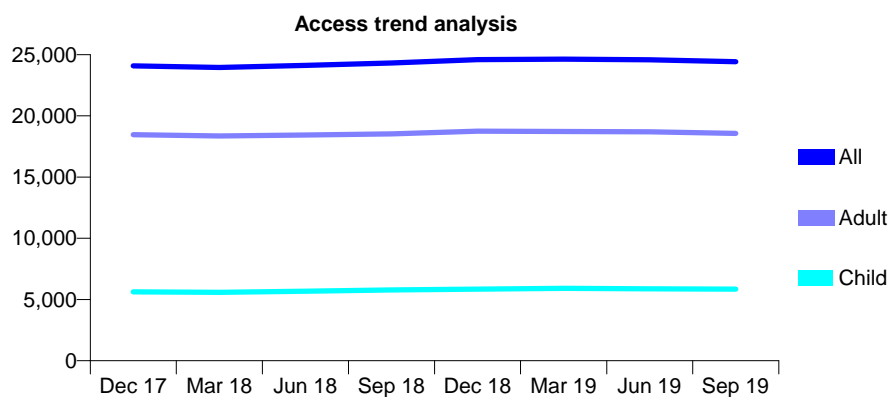
## Q49 - Vital Signs At a Glance Contract Report for 170011/0001 - September 2019

Name or company name	SRDP
Contract type name	GDS Contract
Purpose of contract	General and Orthodontic
Contract start date	01/10/2007
Contract end date	

19/20 Contracted general activity (UDA)	71,215
Carry forward general activity (UDA)	0
19/20 Contracted orthodontic activity (UOA)	1,281
Carry forward orthodontic activity (UOA)	0
Baseline contract value	£2,162,934.32

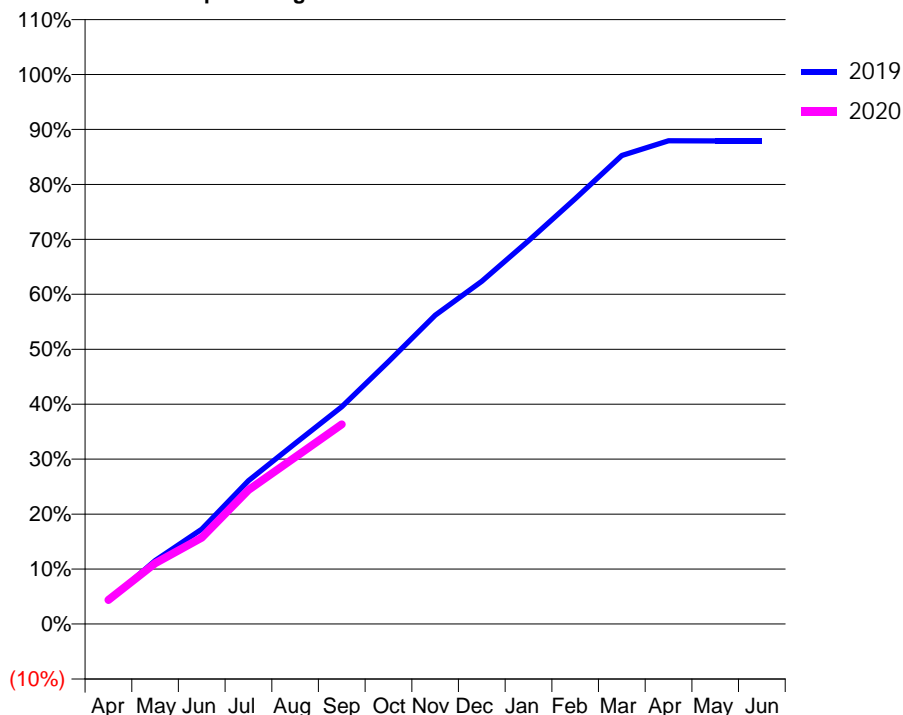
### ACCESS\*

Patients seen in 24 months	Total	Change since previous quarter
Quarter ending September 2018	24,322	
Quarter ending December 2018	24,595	→
Quarter ending March 2019	24,630	→
Quarter ending June 2019	24,582	→
Quarter ending September 2019	24,425	→
<b>Variance since September 2018</b>	<b>0.4%</b>	<b>→</b>



### ACTIVITY

Cumulative percentage of contracted UDA delivered 2019 & 2020



Adjusted Scheduled Activity (UDA)

Month	2019	2020
April	3,001	3,118
May	8,221	7,880
June	12,304	11,188
July	18,569	17,379
August	23,403	21,633
September	28,155	25,874
October	34,005	
November	40,020	
December	44,421	
January	49,658	
February	55,119	
March	60,716	
April	62,614	
May	62,605	
June	62,604	

### QUALITY

	Quantity	Base Number	Contract	AT	Region	England
% of FP17s for the same patient ID Re-attending within 3 months - Children	252	3,496	7.2%	10.2%	12.1%	11.5%
% of FP17s for the same patient ID Re-attending within 3 months - Adults	1,307	10,154	12.9%	14.1%	15.6%	15.4%
% of FP17s for the same patient ID Re-attending between 3 & 9 months - Children	1,714	3,496	49.0%	58.0%	61.2%	59.7%
% of FP17s for the same patient ID Re-attending between 3 & 9 months - Adults	4,516	10,154	44.5%	53.2%	54.3%	51.7%
% of FP17s for Band 1 Urgent Courses	1,162	12,589	9.2%	8.4%	9.1%	9.2%
% of FP17s Relating to Free Repair or Replacements	147	12,589	1.2%	1.1%	0.9%	0.7%
% of FP17s Relating to Continuations	209	12,589	1.7%	1.2%	1.0%	0.8%
% of Patients satisfied with the dentistry they have received	2	2	N/A	96.2%	94.4%	93.5%
% of Patients satisfied with the time they had to wait for an appointment	2	2	N/A	91.7%	88.1%	87.4%

\* This is based on patients treated on this contract for their most recent course of treatment.

Figures in italics indicate the base number of FP17s or Patient Questionnaire responses are less than 100. N/A is shown where the base number of responses is less than 10 during the period. % is calculated as Quantity/Base number\*100

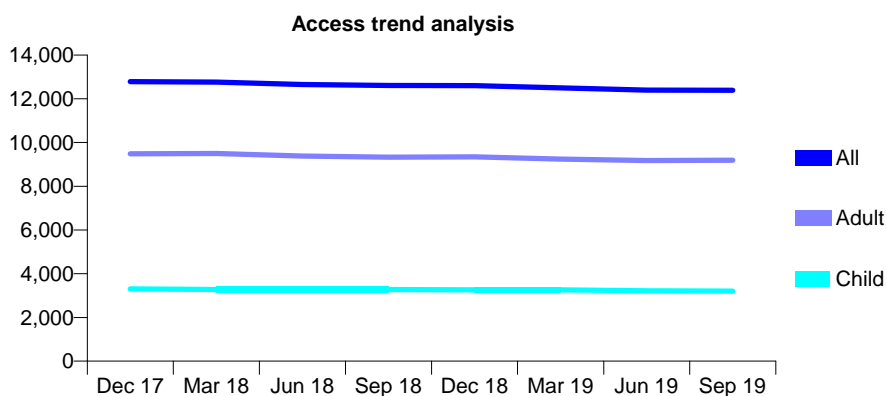
## Q49 - Vital Signs At a Glance Contract Report for 170941/0001 - September 2019

Name or company name	InDental Practice Limited
Contract type name	GDS Contract
Purpose of contract	General
Contract start date	01/07/2008
Contract end date	

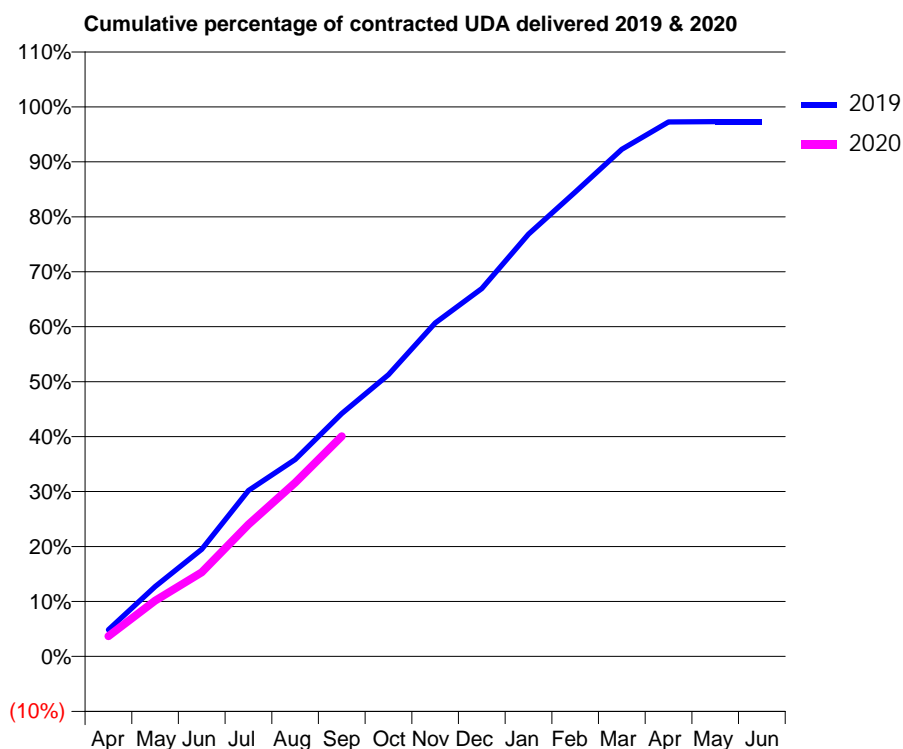
19/20 Contracted general activity (UDA)	36,554
Carry forward general activity (UDA)	0
19/20 Contracted orthodontic activity (UOA)	0
Carry forward orthodontic activity (UOA)	0
Baseline contract value	£1,154,137.88

### ACCESS\*

Patients seen in 24 months	Total	Change since previous quarter
Quarter ending September 2018	12,612	
Quarter ending December 2018	12,600	→
Quarter ending March 2019	12,497	→
Quarter ending June 2019	12,396	→
Quarter ending September 2019	12,392	→
<b>Variance since September 2018</b>	<b>(1.7%)</b>	<b>↓</b>



### ACTIVITY



Month	Adjusted Scheduled Activity (UDA)	
	2019	2020
April	1,812	1,348
May	4,754	3,713
June	7,280	5,592
July	11,260	8,781
August	13,369	11,553
September	16,493	14,641
October	19,126	
November	22,646	
December	24,980	
January	28,671	
February	31,537	
March	34,431	
April	36,286	
May	36,310	
June	36,316	

### QUALITY

	Quantity	Base Number	Contract	AT	Region	England
% of FP17s for the same patient ID Re-attending within 3 months - Children	163	2,237	7.3%	10.2%	12.1%	11.5%
% of FP17s for the same patient ID Re-attending within 3 months - Adults	1,065	6,250	17.0%	14.1%	15.6%	15.4%
% of FP17s for the same patient ID Re-attending between 3 & 9 months - Children	1,325	2,237	59.2%	58.0%	61.2%	59.7%
% of FP17s for the same patient ID Re-attending between 3 & 9 months - Adults	3,201	6,250	51.2%	53.2%	54.3%	51.7%
% of FP17s for Band 1 Urgent Courses	835	7,160	11.7%	8.4%	9.1%	9.2%
% of FP17s Relating to Free Repair or Replacements	93	7,160	1.3%	1.1%	0.9%	0.7%
% of FP17s Relating to Continuations	48	7,160	0.7%	1.2%	1.0%	0.8%
% of Patients satisfied with the dentistry they have received	3	3	N/A	96.2%	94.4%	93.5%
% of Patients satisfied with the time they had to wait for an appointment	3	3	N/A	91.7%	88.1%	87.4%

\* This is based on patients treated on this contract for their most recent course of treatment. Figures in italics indicate the base number of FP17s or Patient Questionnaire responses are less than 100. N/A is shown where the base number of responses is less than 10 during the period. % is calculated as Quantity/Base number\*100

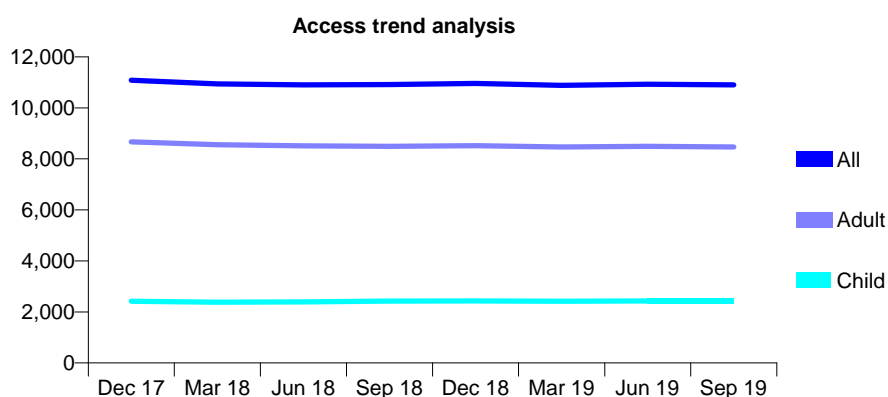
## Q49 - Vital Signs At a Glance Contract Report for 172847/0001 - September 2019

Name or company name	Newcastle and Wallsend Dental Practice Pa
Contract type name	GDS Contract
Purpose of contract	General
Contract start date	01/05/2013
Contract end date	

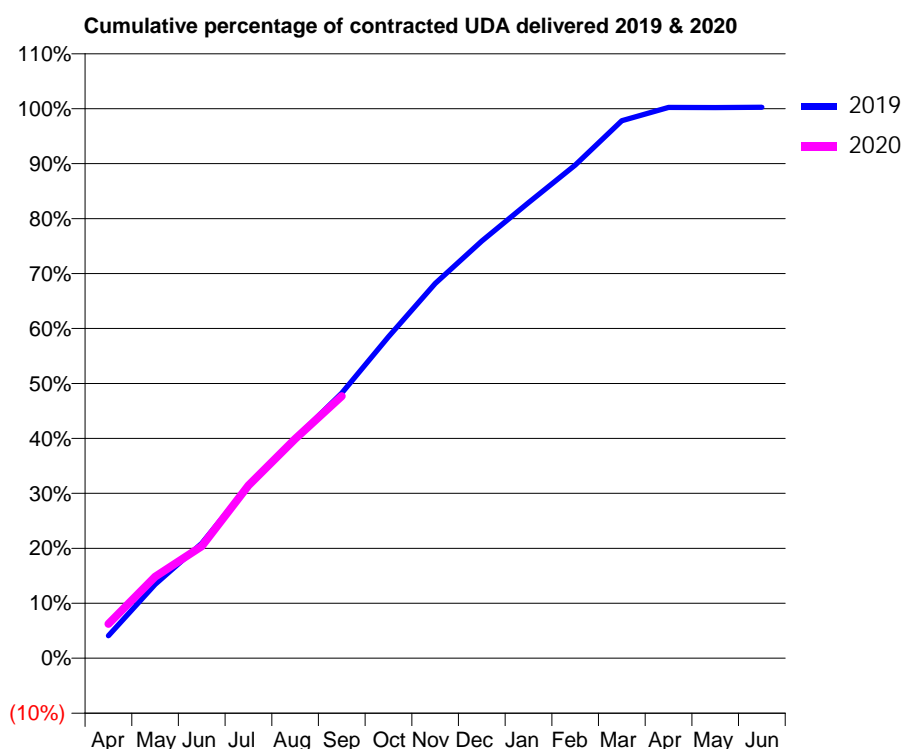
19/20 Contracted general activity (UDA)	32,000
Carry forward general activity (UDA)	-86
19/20 Contracted orthodontic activity (UOA)	0
Carry forward orthodontic activity (UOA)	0
Baseline contract value	£867,335.67

### ACCESS\*

Patients seen in 24 months	Total	Change since previous quarter
Quarter ending September 2018	10,914	
Quarter ending December 2018	10,956	→
Quarter ending March 2019	10,886	→
Quarter ending June 2019	10,926	→
Quarter ending September 2019	10,900	→
<b>Variance since September 2018</b>	<b>(0.1%)</b>	→



### ACTIVITY



Month	2019	2020
April	1,305	2,003
May	4,299	4,747
June	6,689	6,516
July	10,052	10,056
August	12,788	12,772
September	15,435	15,264
October	18,719	
November	21,821	
December	24,294	
January	26,526	
February	28,719	
March	31,302	
April	32,068	
May	32,063	
June	32,086	

### QUALITY

	Quantity	Base Number	Contract	AT	Region	England
% of FP17s for the same patient ID Re-attending within 3 months - Children	84	1,581	5.3%	10.2%	12.1%	11.5%
% of FP17s for the same patient ID Re-attending within 3 months - Adults	608	5,501	11.1%	14.1%	15.6%	15.4%
% of FP17s for the same patient ID Re-attending between 3 & 9 months - Children	806	1,581	51.0%	58.0%	61.2%	59.7%
% of FP17s for the same patient ID Re-attending between 3 & 9 months - Adults	2,714	5,501	49.3%	53.2%	54.3%	51.7%
% of FP17s for Band 1 Urgent Courses	524	6,720	7.8%	8.4%	9.1%	9.2%
% of FP17s Relating to Free Repair or Replacements	91	6,720	1.4%	1.1%	0.9%	0.7%
% of FP17s Relating to Continuations	101	6,720	1.5%	1.2%	1.0%	0.8%
% of Patients satisfied with the dentistry they have received	5	5	N/A	96.2%	94.4%	93.5%
% of Patients satisfied with the time they had to wait for an appointment	5	5	N/A	91.7%	88.1%	87.4%

\* This is based on patients treated on this contract for their most recent course of treatment. Figures in italics indicate the base number of FP17s or Patient Questionnaire responses are less than 100. N/A is shown where the base number of responses is less than 10 during the period. % is calculated as Quantity/Base number\*100



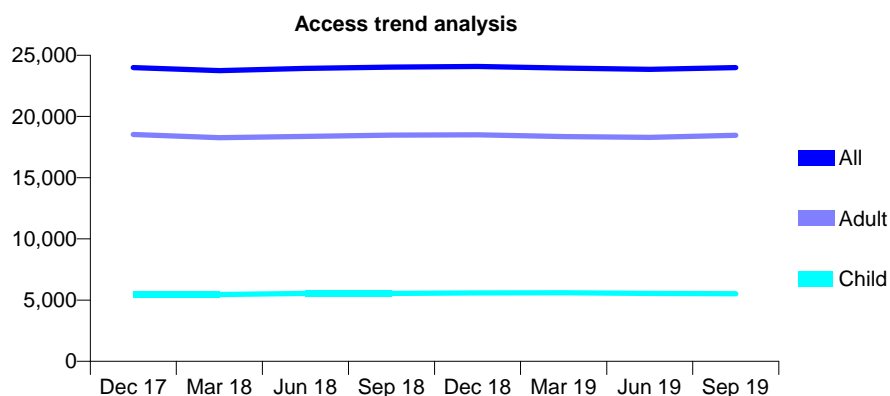
## Q49 - Vital Signs At a Glance Contract Report for 176648/0001 - September 2019

Name or company name	South Tyneside Smiles Limited
Contract type name	GDS Contract
Purpose of contract	General and Orthodontic
Contract start date	01/04/2008
Contract end date	

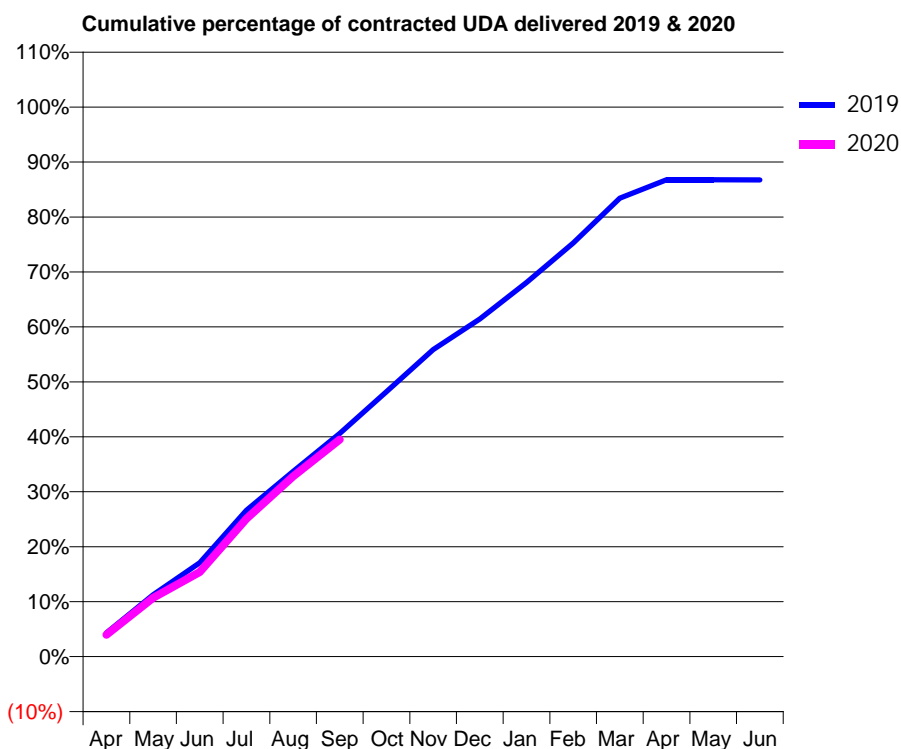
19/20 Contracted general activity (UDA)	83,974
Carry forward general activity (UDA)	0
19/20 Contracted orthodontic activity (UOA)	2,119
Carry forward orthodontic activity (UOA)	7
Baseline contract value	£2,481,617.01

### ACCESS\*

Patients seen in 24 months	Total	Change since previous quarter
Quarter ending September 2018	24,031	
Quarter ending December 2018	24,085	→
Quarter ending March 2019	23,959	→
Quarter ending June 2019	23,846	→
Quarter ending September 2019	23,993	→
<b>Variance since September 2018</b>	<b>(0.2%)</b>	<b>→</b>



### ACTIVITY



Month	Adjusted Scheduled Activity (UDA)	
	2019	2020
April	3,645	3,322
May	9,475	9,006
June	14,337	12,925
July	22,361	21,059
August	28,316	27,565
September	34,106	33,169
October	40,477	
November	46,920	
December	51,592	
January	57,169	
February	63,203	
March	70,047	
April	72,860	
May	72,857	
June	72,849	

### QUALITY

	Quantity	Base Number	Contract	AT	Region	England
% of FP17s for the same patient ID Re-attending within 3 months - Children	296	4,080	7.3%	10.2%	12.1%	11.5%
% of FP17s for the same patient ID Re-attending within 3 months - Adults	1,443	12,057	12.0%	14.1%	15.6%	15.4%
% of FP17s for the same patient ID Re-attending between 3 & 9 months - Children	2,415	4,080	59.2%	58.0%	61.2%	59.7%
% of FP17s for the same patient ID Re-attending between 3 & 9 months - Adults	6,040	12,057	50.1%	53.2%	54.3%	51.7%
% of FP17s for Band 1 Urgent Courses	1,204	14,609	8.2%	8.4%	9.1%	9.2%
% of FP17s Relating to Free Repair or Replacements	121	14,609	0.8%	1.1%	0.9%	0.7%
% of FP17s Relating to Continuations	203	14,609	1.4%	1.2%	1.0%	0.8%
% of Patients satisfied with the dentistry they have received	10	10	100.0%	96.2%	94.4%	93.5%
% of Patients satisfied with the time they had to wait for an appointment	10	10	100.0%	91.7%	88.1%	87.4%

\* This is based on patients treated on this contract for their most recent course of treatment. Figures in italics indicate the base number of FP17s or Patient Questionnaire responses are less than 100. N/A is shown where the base number of responses is less than 10 during the period. % is calculated as Quantity/Base number\*100

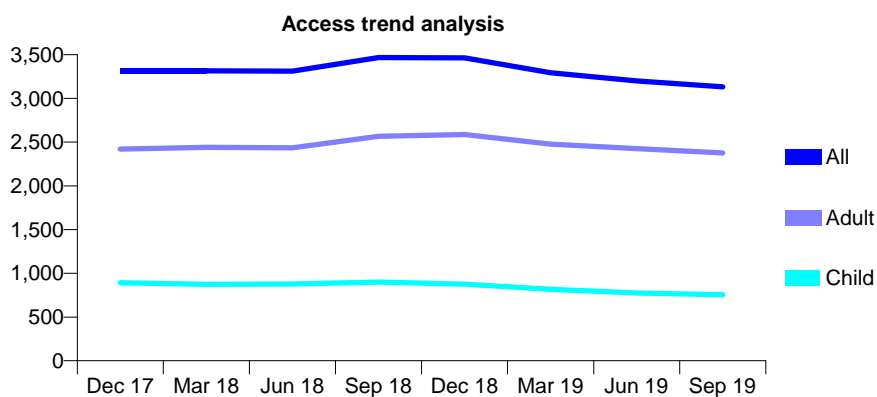
## Q49 - Vital Signs At a Glance Contract Report for 177644/0001 - September 2019

Name or company name	Goodteeth Dental Surgeries Ltd
Contract type name	GDS Contract
Purpose of contract	General and Orthodontic
Contract start date	01/09/2009
Contract end date	

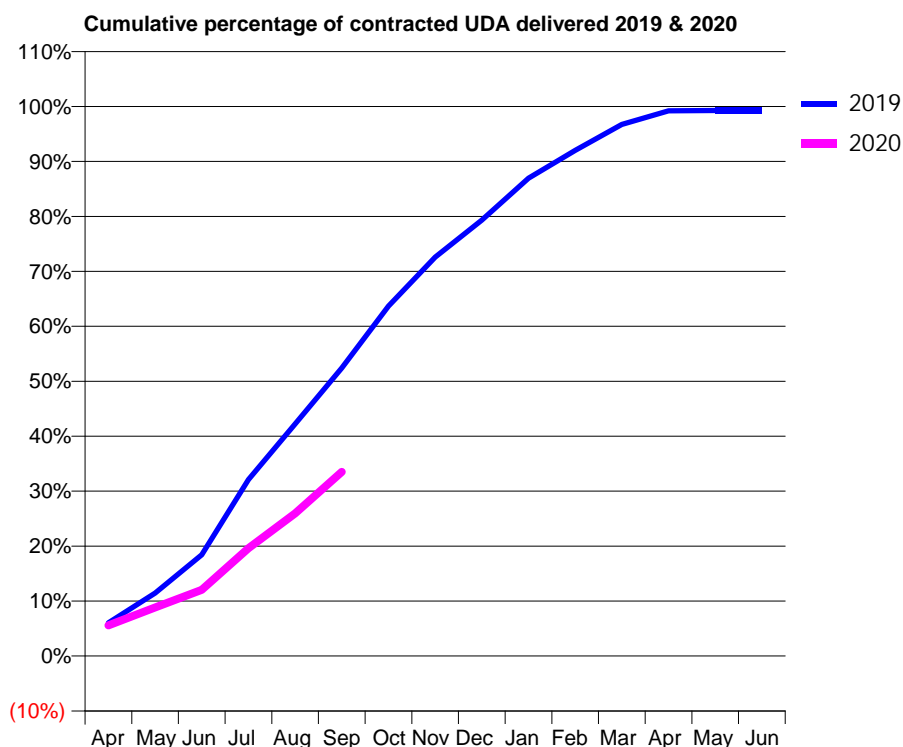
19/20 Contracted general activity (UDA)	8,745
Carry forward general activity (UDA)	-175
19/20 Contracted orthodontic activity (UOA)	418
Carry forward orthodontic activity (UOA)	-8
Baseline contract value	£241,927.45

### ACCESS\*

Patients seen in 24 months	Total	Change since previous quarter
Quarter ending September 2018	3,467	
Quarter ending December 2018	3,463	→
Quarter ending March 2019	3,294	↓
Quarter ending June 2019	3,201	↓
Quarter ending September 2019	3,132	↓
<b>Variance since September 2018</b>	<b>(9.7%)</b>	<b>↓</b>



### ACTIVITY



Month	Adjusted Scheduled Activity (UDA)	
	2019	2020
April	530	487
May	1,002	773
June	1,612	1,055
July	2,809	1,715
August	3,693	2,271
September	4,583	2,929
October	5,570	
November	6,348	
December	6,937	
January	7,604	
February	8,045	
March	8,458	
April	8,676	
May	8,681	
June	8,681	

### QUALITY

	Quantity	Base Number	Contract	AT	Region	England
% of FP17s for the same patient ID Re-attending within 3 months - Children	38	412	9.2%	10.2%	12.1%	11.5%
% of FP17s for the same patient ID Re-attending within 3 months - Adults	155	1,224	12.7%	14.1%	15.6%	15.4%
% of FP17s for the same patient ID Re-attending between 3 & 9 months - Children	137	412	33.3%	58.0%	61.2%	59.7%
% of FP17s for the same patient ID Re-attending between 3 & 9 months - Adults	418	1,224	34.2%	53.2%	54.3%	51.7%
% of FP17s for Band 1 Urgent Courses	308	1,532	20.1%	8.4%	9.1%	9.2%
% of FP17s Relating to Free Repair or Replacements	11	1,532	0.7%	1.1%	0.9%	0.7%
% of FP17s Relating to Continuations	3	1,532	0.2%	1.2%	1.0%	0.8%
% of Patients satisfied with the dentistry they have received	0	0	N/A	96.2%	94.4%	93.5%
% of Patients satisfied with the time they had to wait for an appointment	0	0	N/A	91.7%	88.1%	87.4%

\* This is based on patients treated on this contract for their most recent course of treatment. Figures in italics indicate the base number of FP17s or Patient Questionnaire responses are less than 100. N/A is shown where the base number of responses is less than 10 during the period. % is calculated as Quantity/Base number\*100

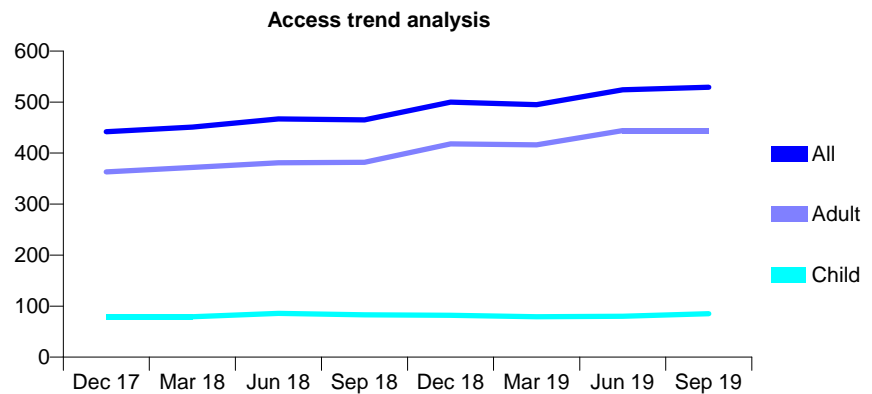
## Q49 - Vital Signs At a Glance Contract Report for 177644/0002 - September 2019

Name or company name	Alston Dental Practice Limited
Contract type name	GDS Contract
Purpose of contract	General
Contract start date	01/09/2009
Contract end date	

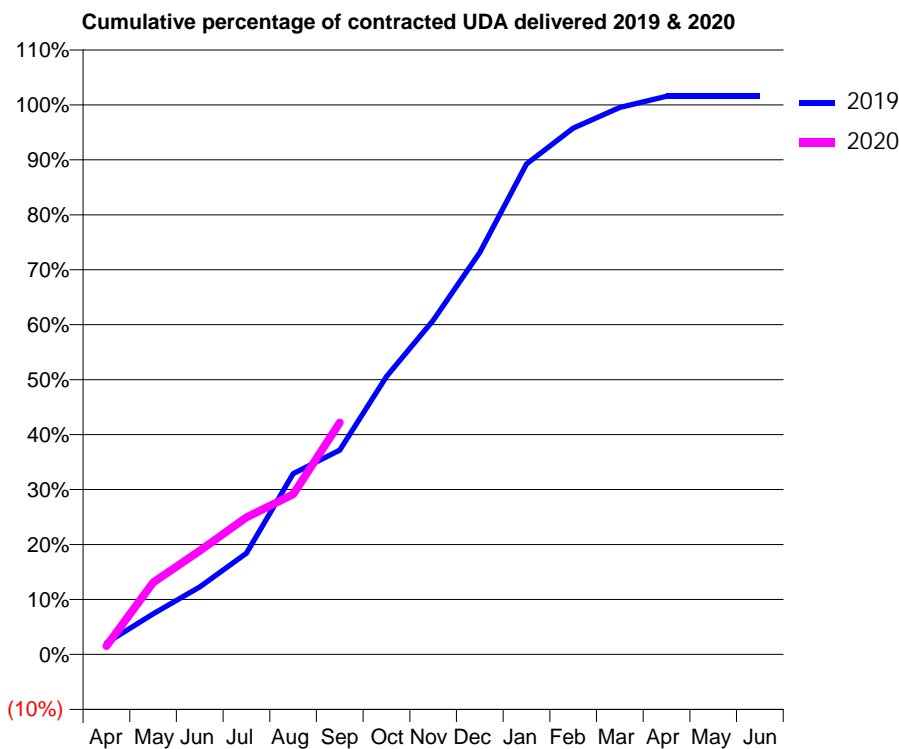
19/20 Contracted general activity (UDA)	1,500
Carry forward general activity (UDA)	-23
19/20 Contracted orthodontic activity (UOA)	0
Carry forward orthodontic activity (UOA)	0
Baseline contract value	£44,336.72

### ACCESS\*

Patients seen in 24 months	Total	Change since previous quarter
Quarter ending September 2018	465	
Quarter ending December 2018	500	↑
Quarter ending March 2019	495	↓
Quarter ending June 2019	524	↑
Quarter ending September 2019	529	→
<b>Variance since September 2018</b>	<b>13.8%</b>	<b>↑</b>



### ACTIVITY



Month	2019	2020
April	31	23
May	111	196
June	184	283
July	276	374
August	493	437
September	557	633
October	759	
November	912	
December	1,097	
January	1,339	
February	1,437	
March	1,493	
April	1,524	
May	1,524	
June	1,524	

### QUALITY

	Quantity	Base Number	Contract	AT	Region	England
% of FP17s for the same patient ID Re-attending within 3 months - Children	2	57	3.5%	10.2%	12.1%	11.5%
% of FP17s for the same patient ID Re-attending within 3 months - Adults	10	245	4.1%	14.1%	15.6%	15.4%
% of FP17s for the same patient ID Re-attending between 3 & 9 months - Children	25	57	43.9%	58.0%	61.2%	59.7%
% of FP17s for the same patient ID Re-attending between 3 & 9 months - Adults	108	245	44.1%	53.2%	54.3%	51.7%
% of FP17s for Band 1 Urgent Courses	5	280	1.8%	8.4%	9.1%	9.2%
% of FP17s Relating to Free Repair or Replacements	0	280	0.0%	1.1%	0.9%	0.7%
% of FP17s Relating to Continuations	0	280	0.0%	1.2%	1.0%	0.8%
% of Patients satisfied with the dentistry they have received	1	2	N/A	96.2%	94.4%	93.5%
% of Patients satisfied with the time they had to wait for an appointment	2	2	N/A	91.7%	88.1%	87.4%

\* This is based on patients treated on this contract for their most recent course of treatment. Figures in italics indicate the base number of FP17s or Patient Questionnaire responses are less than 100. N/A is shown where the base number of responses is less than 10 during the period. % is calculated as Quantity/Base number\*100

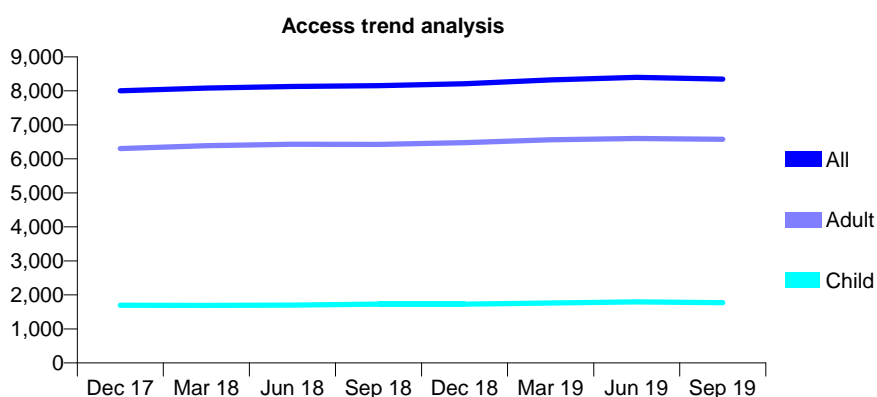
## Q49 - Vital Signs At a Glance Contract Report for 180866/0001 - September 2019

Name or company name	Perfect Smile Acorn Dental Partnership
Contract type name	GDS Contract
Purpose of contract	General
Contract start date	01/07/2014
Contract end date	

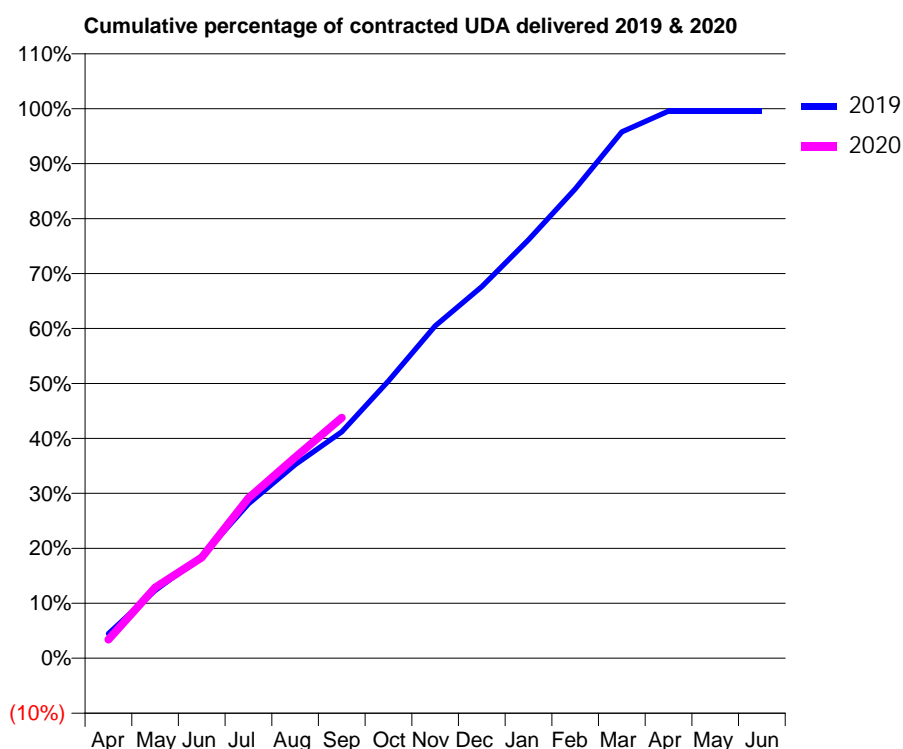
19/20 Contracted general activity (UDA)	20,230
Carry forward general activity (UDA)	90
19/20 Contracted orthodontic activity (UOA)	0
Carry forward orthodontic activity (UOA)	0
Baseline contract value	£582,617.77

### ACCESS\*

Patients seen in 24 months	Total	Change since previous quarter
Quarter ending September 2018	8,151	
Quarter ending December 2018	8,211	→
Quarter ending March 2019	8,325	→
Quarter ending June 2019	8,399	→
Quarter ending September 2019	8,348	→
<b>Variance since September 2018</b>	<b>2.4%</b>	<b>↑</b>



### ACTIVITY



Month	2019	2020
April	905	691
May	2,498	2,598
June	3,751	3,709
July	5,683	5,893
August	7,124	7,396
September	8,332	8,855
October	10,209	
November	12,235	
December	13,682	
January	15,403	
February	17,277	
March	19,372	
April	20,142	
May	20,142	
June	20,139	

### QUALITY

	Quantity	Base Number	Contract	AT	Region	England
% of FP17s for the same patient ID Re-attending within 3 months - Children	83	1,284	6.5%	10.2%	12.1%	11.5%
% of FP17s for the same patient ID Re-attending within 3 months - Adults	654	4,129	15.8%	14.1%	15.6%	15.4%
% of FP17s for the same patient ID Re-attending between 3 & 9 months - Children	775	1,284	60.4%	58.0%	61.2%	59.7%
% of FP17s for the same patient ID Re-attending between 3 & 9 months - Adults	1,958	4,129	47.4%	53.2%	54.3%	51.7%
% of FP17s for Band 1 Urgent Courses	478	4,663	10.3%	8.4%	9.1%	9.2%
% of FP17s Relating to Free Repair or Replacements	62	4,663	1.3%	1.1%	0.9%	0.7%
% of FP17s Relating to Continuations	103	4,663	2.2%	1.2%	1.0%	0.8%
% of Patients satisfied with the dentistry they have received	10	10	100.0%	96.2%	94.4%	93.5%
% of Patients satisfied with the time they had to wait for an appointment	9	10	90.0%	91.7%	88.1%	87.4%

\* This is based on patients treated on this contract for their most recent course of treatment.

Figures in italics indicate the base number of FP17s or Patient Questionnaire responses are less than 100. N/A is shown where the base number of responses is less than 10 during the period. % is calculated as Quantity/Base number\*100

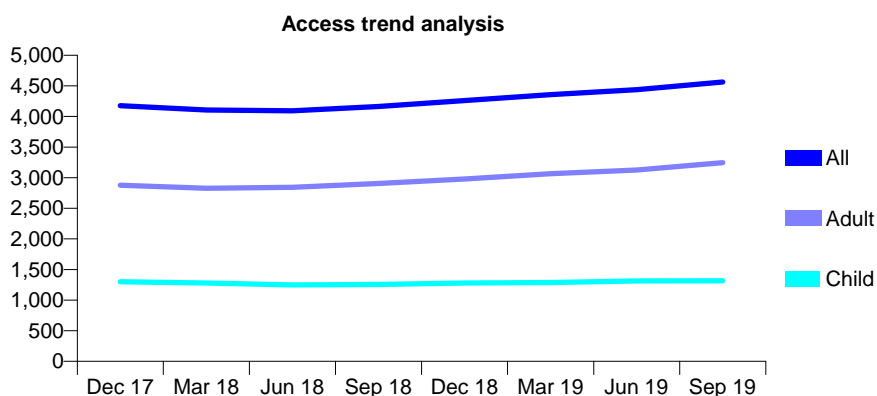
## Q49 - Vital Signs At a Glance Contract Report for 181986/0001 - September 2019

Name or company name	Perfect Smile Laburnum Partnership
Contract type name	GDS Contract
Purpose of contract	General
Contract start date	01/07/2014
Contract end date	

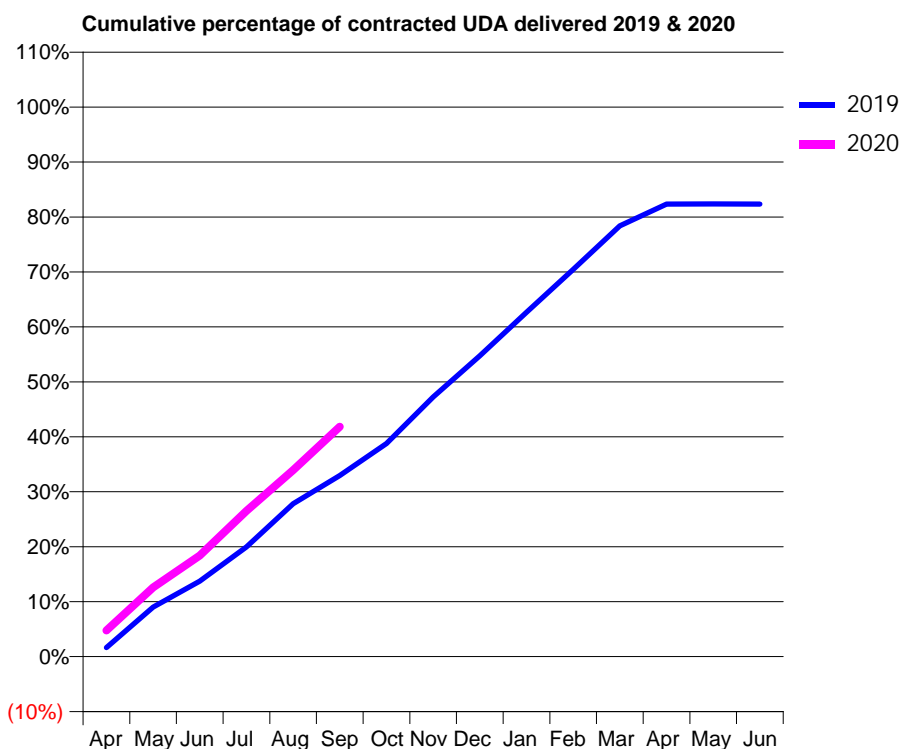
19/20 Contracted general activity (UDA)	15,771
Carry forward general activity (UDA)	0
19/20 Contracted orthodontic activity (UOA)	0
Carry forward orthodontic activity (UOA)	0
Baseline contract value	£386,376.42

### ACCESS\*

Patients seen in 24 months	Total	Change since previous quarter
Quarter ending September 2018	4,162	
Quarter ending December 2018	4,261	↑
Quarter ending March 2019	4,356	↑
Quarter ending June 2019	4,440	→
Quarter ending September 2019	4,564	↑
<b>Variance since September 2018</b>	<b>9.7%</b>	<b>↑</b>



### ACTIVITY



Month	Adjusted Scheduled Activity (UDA)	
	2019	2020
April	263	752
May	1,422	1,988
June	2,165	2,901
July	3,149	4,180
August	4,389	5,353
September	5,194	6,599
October	6,118	
November	7,453	
December	8,634	
January	9,882	
February	11,111	
March	12,365	
April	12,988	
May	12,990	
June	12,989	

### QUALITY

	Quantity	Base Number	Contract	AT	Region	England
% of FP17s for the same patient ID Re-attending within 3 months - Children	41	920	4.5%	10.2%	12.1%	11.5%
% of FP17s for the same patient ID Re-attending within 3 months - Adults	330	2,161	15.3%	14.1%	15.6%	15.4%
% of FP17s for the same patient ID Re-attending between 3 & 9 months - Children	553	920	60.1%	58.0%	61.2%	59.7%
% of FP17s for the same patient ID Re-attending between 3 & 9 months - Adults	1,092	2,161	50.5%	53.2%	54.3%	51.7%
% of FP17s for Band 1 Urgent Courses	168	2,831	5.9%	8.4%	9.1%	9.2%
% of FP17s Relating to Free Repair or Replacements	31	2,831	1.1%	1.1%	0.9%	0.7%
% of FP17s Relating to Continuations	60	2,831	2.1%	1.2%	1.0%	0.8%
% of Patients satisfied with the dentistry they have received	1	1	N/A	96.2%	94.4%	93.5%
% of Patients satisfied with the time they had to wait for an appointment	1	1	N/A	91.7%	88.1%	87.4%

\* This is based on patients treated on this contract for their most recent course of treatment. Figures in italics indicate the base number of FP17s or Patient Questionnaire responses are less than 100. N/A is shown where the base number of responses is less than 10 during the period. % is calculated as Quantity/Base number\*100

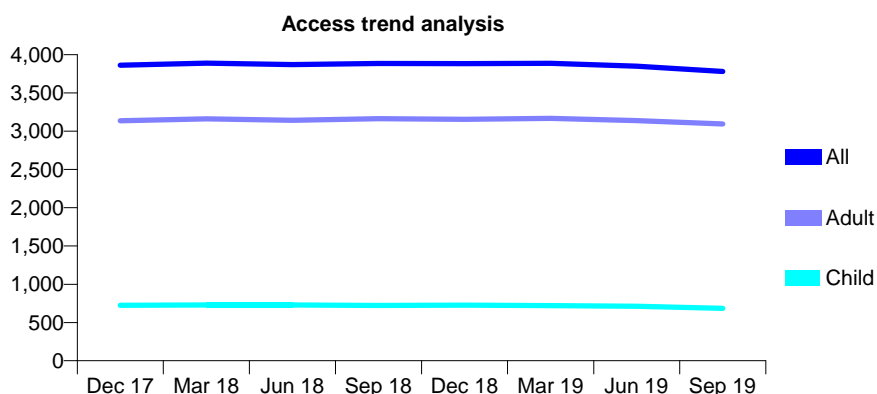
## Q49 - Vital Signs At a Glance Contract Report for 182834/0001 - September 2019

Name or company name	Princes Street Dental Practice Limited
Contract type name	GDS Contract
Purpose of contract	General
Contract start date	01/04/2011
Contract end date	

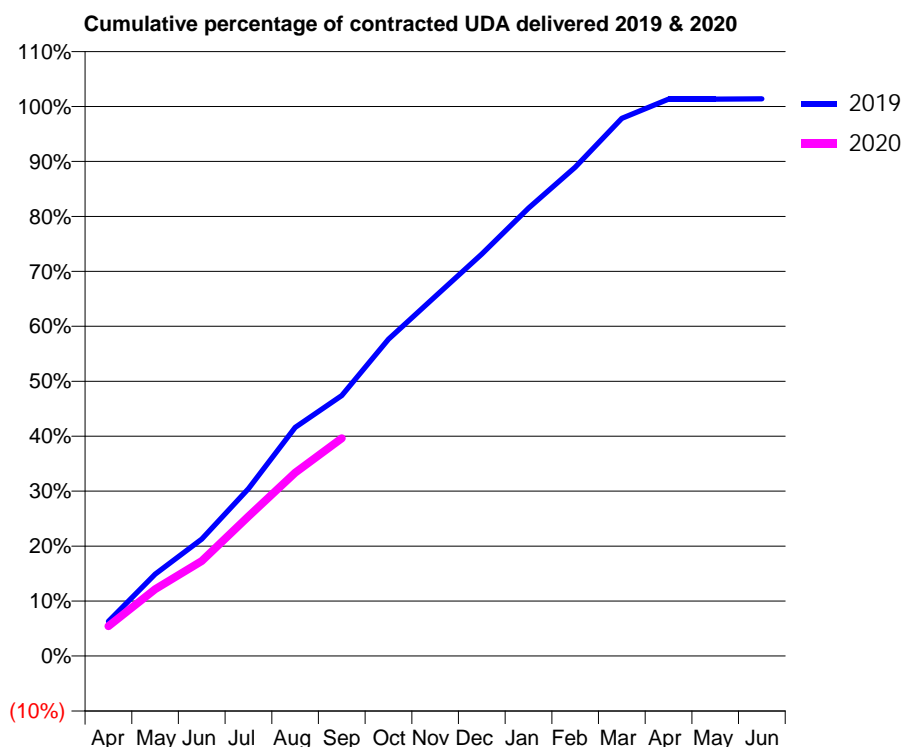
19/20 Contracted general activity (UDA)	8,772
Carry forward general activity (UDA)	-119
19/20 Contracted orthodontic activity (UOA)	0
Carry forward orthodontic activity (UOA)	0
Baseline contract value	£202,348.92

### ACCESS\*

Patients seen in 24 months	Total	Change since previous quarter
Quarter ending September 2018	3,885	
Quarter ending December 2018	3,883	→
Quarter ending March 2019	3,888	→
Quarter ending June 2019	3,850	→
Quarter ending September 2019	3,779	↓
<b>Variance since September 2018</b>	<b>(2.7%)</b>	<b>↓</b>



### ACTIVITY



Month	Adjusted Scheduled Activity (UDA)	
	2019	2020
April	554	477
May	1,309	1,067
June	1,866	1,516
July	2,671	2,230
August	3,650	2,926
September	4,159	3,475
October	5,057	
November	5,738	
December	6,415	
January	7,148	
February	7,802	
March	8,581	
April	8,889	
May	8,889	
June	8,892	

### QUALITY

	Quantity	Base Number	Contract	AT	Region	England
% of FP17s for the same patient ID Re-attending within 3 months - Children	27	494	5.5%	10.2%	12.1%	11.5%
% of FP17s for the same patient ID Re-attending within 3 months - Adults	179	1,698	10.5%	14.1%	15.6%	15.4%
% of FP17s for the same patient ID Re-attending between 3 & 9 months - Children	303	494	61.3%	58.0%	61.2%	59.7%
% of FP17s for the same patient ID Re-attending between 3 & 9 months - Adults	746	1,698	43.9%	53.2%	54.3%	51.7%
% of FP17s for Band 1 Urgent Courses	119	2,020	5.9%	8.4%	9.1%	9.2%
% of FP17s Relating to Free Repair or Replacements	9	2,020	0.4%	1.1%	0.9%	0.7%
% of FP17s Relating to Continuations	24	2,020	1.2%	1.2%	1.0%	0.8%
% of Patients satisfied with the dentistry they have received	1	1	N/A	96.2%	94.4%	93.5%
% of Patients satisfied with the time they had to wait for an appointment	1	1	N/A	91.7%	88.1%	87.4%

\* This is based on patients treated on this contract for their most recent course of treatment. Figures in italics indicate the base number of FP17s or Patient Questionnaire responses are less than 100. N/A is shown where the base number of responses is less than 10 during the period. % is calculated as Quantity/Base number\*100

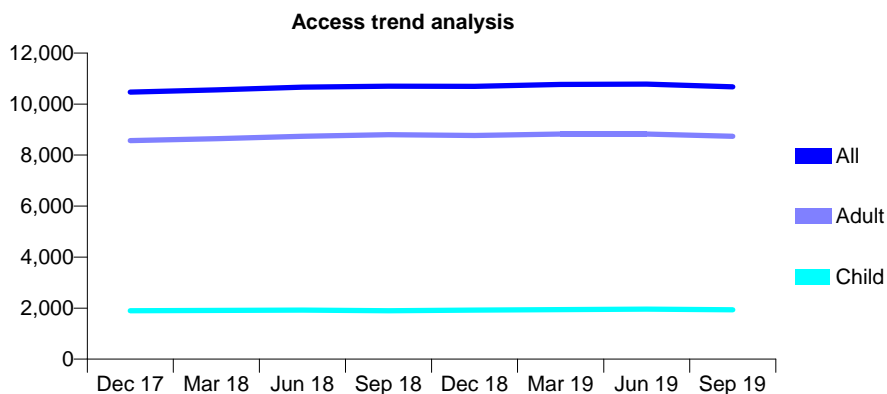
## Q49 - Vital Signs At a Glance Contract Report for 183962/0001 - September 2019

Name or company name	Goodwin and Associates
Contract type name	Pilot Contract
Purpose of contract	General and Orthodontic
Contract start date	01/04/2008
Contract end date	31/03/2020

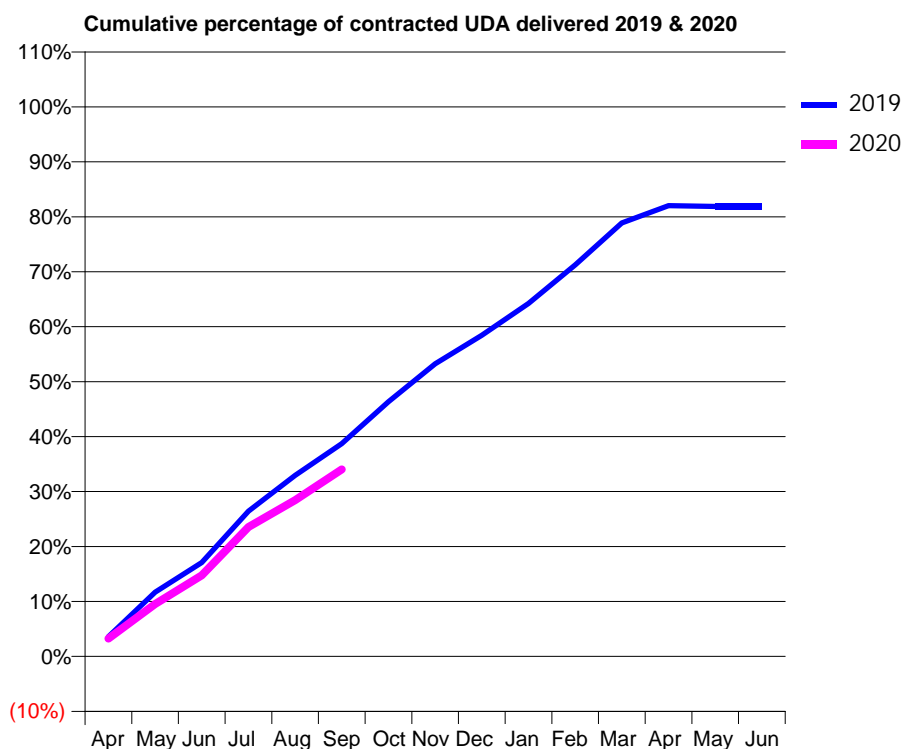
19/20 Contracted general activity (UDA)	29,752
Carry forward general activity (UDA)	0
19/20 Contracted orthodontic activity (UOA)	0
Carry forward orthodontic activity (UOA)	0
Baseline contract value	£791,116.18

### ACCESS\*

Patients seen in 24 months	Total	Change since previous quarter
Quarter ending September 2018	10,699	
Quarter ending December 2018	10,693	→
Quarter ending March 2019	10,769	→
Quarter ending June 2019	10,785	→
Quarter ending September 2019	10,677	↓
<b>Variance since September 2018</b>	<b>(0.2%)</b>	<b>→</b>



### ACTIVITY



Month	2019	2020
April	1,071	973
May	3,483	2,843
June	5,079	4,396
July	7,869	7,009
August	9,805	8,462
September	11,517	10,127
October	13,797	
November	15,845	
December	17,380	
January	19,111	
February	21,204	
March	23,468	
April	24,396	
May	24,364	
June	24,362	

### QUALITY

	Quantity	Base Number	Contract	AT	Region	England
% of FP17s for the same patient ID Re-attending within 3 months - Children	80	1,467	5.5%	10.2%	12.1%	11.5%
% of FP17s for the same patient ID Re-attending within 3 months - Adults	706	4,938	14.3%	14.1%	15.6%	15.4%
% of FP17s for the same patient ID Re-attending between 3 & 9 months - Children	922	1,467	62.8%	58.0%	61.2%	59.7%
% of FP17s for the same patient ID Re-attending between 3 & 9 months - Adults	1,882	4,938	38.1%	53.2%	54.3%	51.7%
% of FP17s for Band 1 Urgent Courses	585	5,945	9.8%	8.4%	9.1%	9.2%
% of FP17s Relating to Free Repair or Replacements	19	5,945	0.3%	1.1%	0.9%	0.7%
% of FP17s Relating to Continuations	24	5,945	0.4%	1.2%	1.0%	0.8%
% of Patients satisfied with the dentistry they have received	2	2	N/A	96.2%	94.4%	93.5%
% of Patients satisfied with the time they had to wait for an appointment	2	2	N/A	91.7%	88.1%	87.4%

\* This is based on patients treated on this contract for their most recent course of treatment. Figures in italics indicate the base number of FP17s or Patient Questionnaire responses are less than 100. N/A is shown where the base number of responses is less than 10 during the period. % is calculated as Quantity/Base number\*100

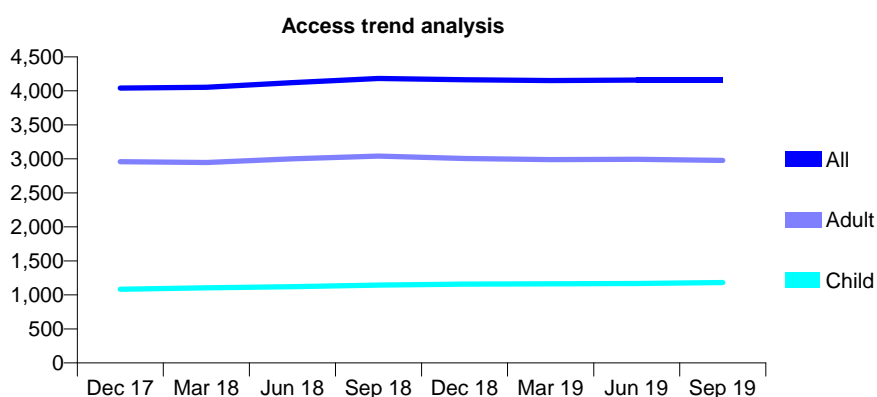
## Q49 - Vital Signs At a Glance Contract Report for 185590/0001 - September 2019

Name or company name	The Grange Dental Centre
Contract type name	GDS Contract
Purpose of contract	General
Contract start date	01/10/2015
Contract end date	

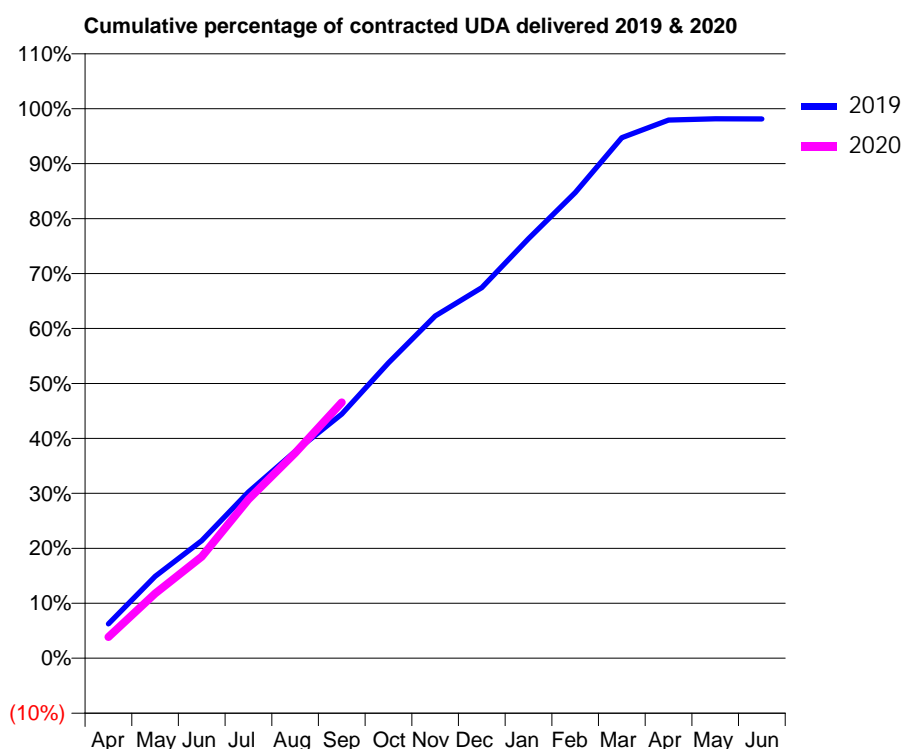
19/20 Contracted general activity (UDA)	7,288
Carry forward general activity (UDA)	146
19/20 Contracted orthodontic activity (UOA)	0
Carry forward orthodontic activity (UOA)	0
Baseline contract value	£161,808.02

### ACCESS\*

Patients seen in 24 months	Total	Change since previous quarter
Quarter ending September 2018	4,184	
Quarter ending December 2018	4,163	→
Quarter ending March 2019	4,152	→
Quarter ending June 2019	4,160	→
Quarter ending September 2019	4,160	→
<b>Variance since September 2018</b>	<b>(0.6%)</b>	<b>→</b>



### ACTIVITY



Month	2019	2020
April	490	282
May	1,167	858
June	1,677	1,347
July	2,371	2,107
August	2,952	2,722
September	3,482	3,393
October	4,211	
November	4,882	
December	5,285	
January	5,983	
February	6,640	
March	7,425	
April	7,676	
May	7,693	
June	7,692	

### QUALITY

	Quantity	Base Number	Contract	AT	Region	England
% of FP17s for the same patient ID Re-attending within 3 months - Children	104	976	10.7%	10.2%	12.1%	11.5%
% of FP17s for the same patient ID Re-attending within 3 months - Adults	324	1,946	16.6%	14.1%	15.6%	15.4%
% of FP17s for the same patient ID Re-attending between 3 & 9 months - Children	582	976	59.6%	58.0%	61.2%	59.7%
% of FP17s for the same patient ID Re-attending between 3 & 9 months - Adults	851	1,946	43.7%	53.2%	54.3%	51.7%
% of FP17s for Band 1 Urgent Courses	235	2,308	10.2%	8.4%	9.1%	9.2%
% of FP17s Relating to Free Repair or Replacements	29	2,308	1.3%	1.1%	0.9%	0.7%
% of FP17s Relating to Continuations	11	2,308	0.5%	1.2%	1.0%	0.8%
% of Patients satisfied with the dentistry they have received	1	1	N/A	96.2%	94.4%	93.5%
% of Patients satisfied with the time they had to wait for an appointment	1	1	N/A	91.7%	88.1%	87.4%

\* This is based on patients treated on this contract for their most recent course of treatment.

Figures in italics indicate the base number of FP17s or Patient Questionnaire responses are less than 100. N/A is shown where the base number of responses is less than 10 during the period. % is calculated as Quantity/Base number\*100



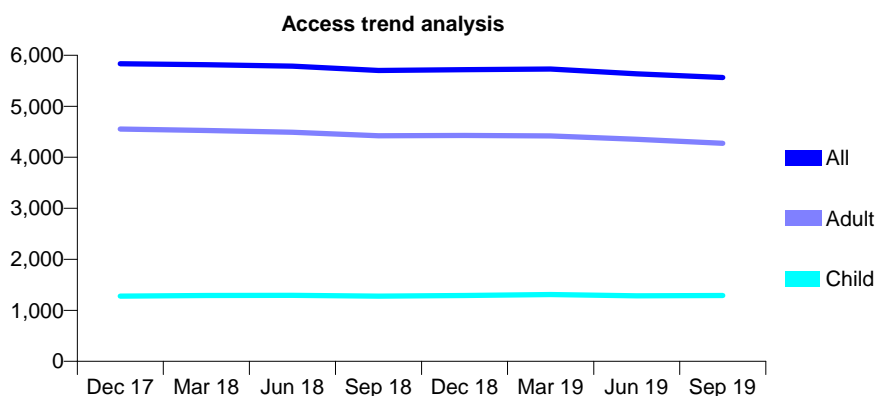
## Q49 - Vital Signs At a Glance Contract Report for 185957/0001 - September 2019

Name or company name	T. S. Lalli Limited
Contract type name	GDS Contract
Purpose of contract	General
Contract start date	01/11/2006
Contract end date	

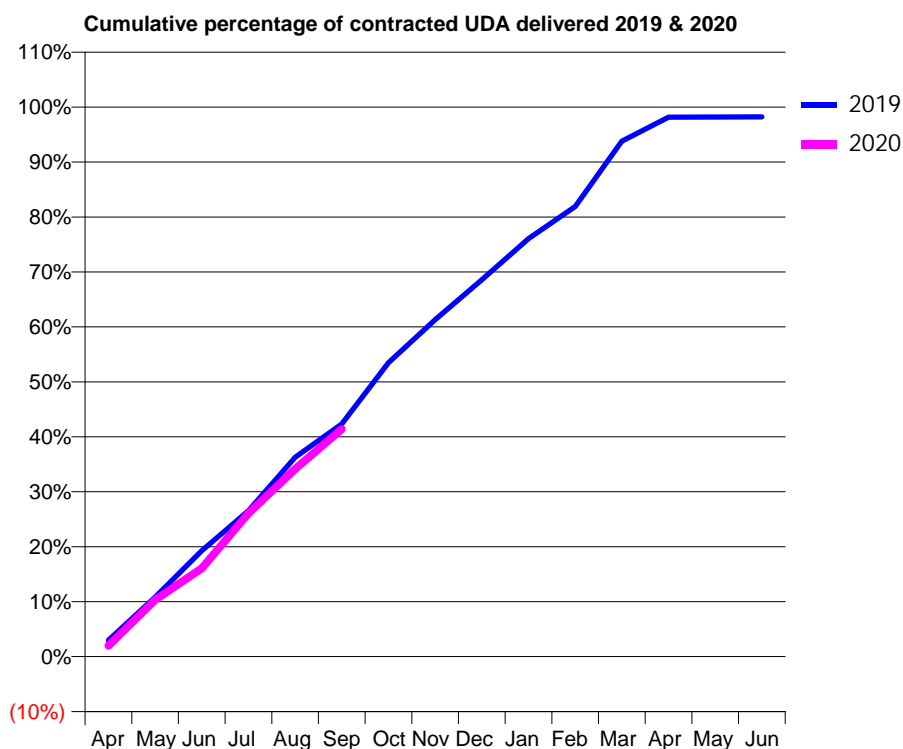
19/20 Contracted general activity (UDA)	13,428
Carry forward general activity (UDA)	240
19/20 Contracted orthodontic activity (UOA)	0
Carry forward orthodontic activity (UOA)	0
Baseline contract value	£392,583.72

### ACCESS\*

Patients seen in 24 months	Total	Change since previous quarter
Quarter ending September 2018	5,700	
Quarter ending December 2018	5,719	→
Quarter ending March 2019	5,729	→
Quarter ending June 2019	5,636	↓
Quarter ending September 2019	5,566	↓
<b>Variance since September 2018</b>	<b>(2.4%)</b>	<b>↓</b>



### ACTIVITY



Month	Adjusted Scheduled Activity (UDA)	
	2019	2020
April	402	268
May	1,452	1,387
June	2,588	2,155
July	3,565	3,500
August	4,870	4,587
September	5,684	5,557
October	7,182	
November	8,232	
December	9,207	
January	10,211	
February	10,998	
March	12,592	
April	13,181	
May	13,183	
June	13,188	

### QUALITY

	Quantity	Base Number	Contract	AT	Region	England
% of FP17s for the same patient ID Re-attending within 3 months - Children	72	812	8.9%	10.2%	12.1%	11.5%
% of FP17s for the same patient ID Re-attending within 3 months - Adults	333	2,509	13.3%	14.1%	15.6%	15.4%
% of FP17s for the same patient ID Re-attending between 3 & 9 months - Children	399	812	49.1%	58.0%	61.2%	59.7%
% of FP17s for the same patient ID Re-attending between 3 & 9 months - Adults	1,190	2,509	47.4%	53.2%	54.3%	51.7%
% of FP17s for Band 1 Urgent Courses	275	2,955	9.3%	8.4%	9.1%	9.2%
% of FP17s Relating to Free Repair or Replacements	11	2,955	0.4%	1.1%	0.9%	0.7%
% of FP17s Relating to Continuations	19	2,955	0.6%	1.2%	1.0%	0.8%
% of Patients satisfied with the dentistry they have received	16	16	100.0%	96.2%	94.4%	93.5%
% of Patients satisfied with the time they had to wait for an appointment	15	16	93.8%	91.7%	88.1%	87.4%

\* This is based on patients treated on this contract for their most recent course of treatment. Figures in italics indicate the base number of FP17s or Patient Questionnaire responses are less than 100. N/A is shown where the base number of responses is less than 10 during the period. % is calculated as Quantity/Base number\*100

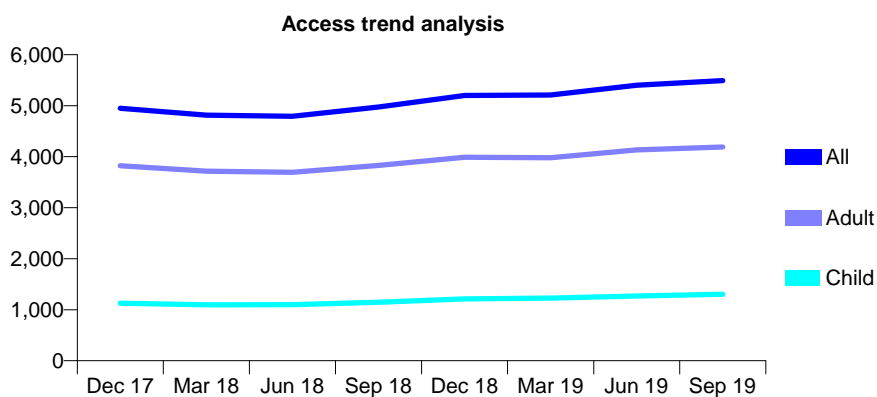
## Q49 - Vital Signs At a Glance Contract Report for 186481/0001 - September 2019

Name or company name	Bensham and Sunnyside Dental Practices
Contract type name	GDS Contract
Purpose of contract	General and Orthodontic
Contract start date	12/07/2013
Contract end date	

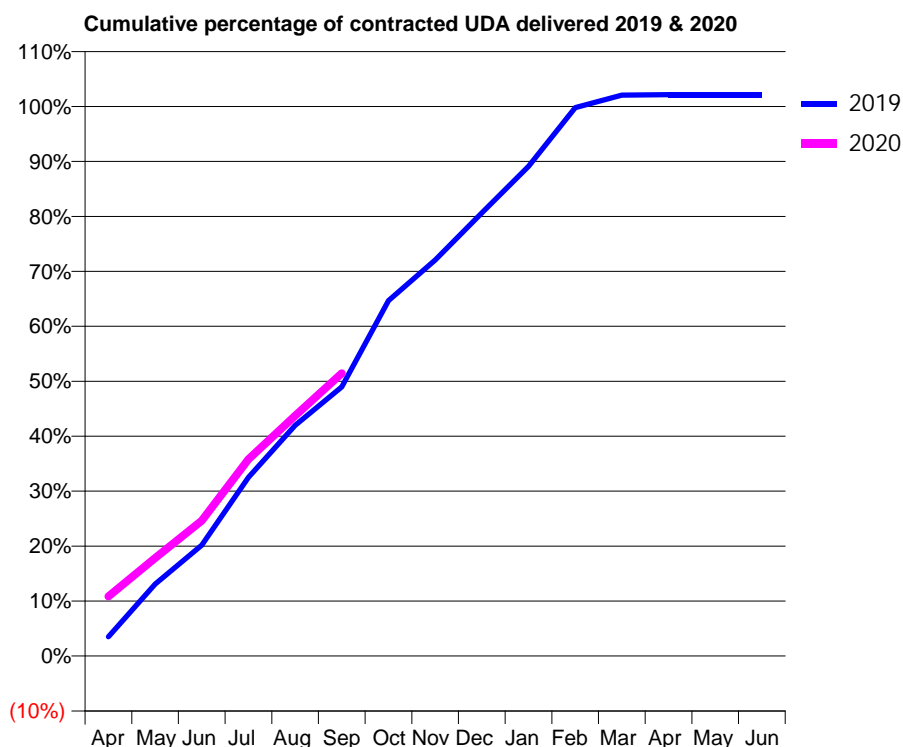
19/20 Contracted general activity (UDA)	18,310
Carry forward general activity (UDA)	-366
19/20 Contracted orthodontic activity (UOA)	0
Carry forward orthodontic activity (UOA)	0
Baseline contract value	£448,338.86

### ACCESS\*

Patients seen in 24 months	Total	Change since previous quarter
Quarter ending September 2018	4,975	
Quarter ending December 2018	5,200	↑
Quarter ending March 2019	5,208	→
Quarter ending June 2019	5,401	↑
Quarter ending September 2019	5,491	→
<b>Variance since September 2018</b>	<b>10.4%</b>	<b>↑</b>



### ACTIVITY



Month	Adjusted Scheduled Activity (UDA)	
	2019	2020
April	643	1,988
May	2,397	3,268
June	3,693	4,506
July	5,953	6,557
August	7,688	8,010
September	8,965	9,424
October	11,839	
November	13,196	
December	14,762	
January	16,314	
February	18,271	
March	18,688	
April	18,703	
May	18,703	
June	18,703	

### QUALITY

	Quantity	Base Number	Contract	AT	Region	England
% of FP17s for the same patient ID Re-attending within 3 months - Children	65	775	8.4%	10.2%	12.1%	11.5%
% of FP17s for the same patient ID Re-attending within 3 months - Adults	446	2,482	18.0%	14.1%	15.6%	15.4%
% of FP17s for the same patient ID Re-attending between 3 & 9 months - Children	349	775	45.0%	58.0%	61.2%	59.7%
% of FP17s for the same patient ID Re-attending between 3 & 9 months - Adults	1,034	2,482	41.7%	53.2%	54.3%	51.7%
% of FP17s for Band 1 Urgent Courses	458	3,249	14.1%	8.4%	9.1%	9.2%
% of FP17s Relating to Free Repair or Replacements	14	3,249	0.4%	1.1%	0.9%	0.7%
% of FP17s Relating to Continuations	56	3,249	1.7%	1.2%	1.0%	0.8%
% of Patients satisfied with the dentistry they have received	4	4	N/A	96.2%	94.4%	93.5%
% of Patients satisfied with the time they had to wait for an appointment	3	4	N/A	91.7%	88.1%	87.4%

\* This is based on patients treated on this contract for their most recent course of treatment. Figures in italics indicate the base number of FP17s or Patient Questionnaire responses are less than 100. N/A is shown where the base number of responses is less than 10 during the period. % is calculated as Quantity/Base number\*100

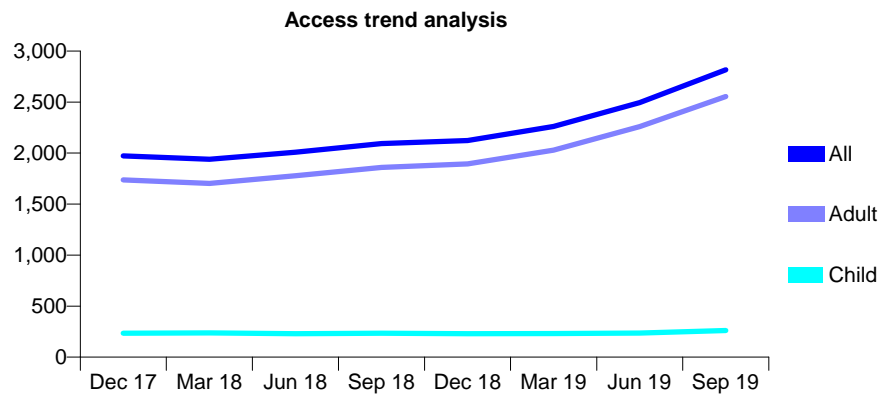
## Q49 - Vital Signs At a Glance Contract Report for 187879/0001 - September 2019

Name or company name	Newcastle Dental Care Practice Partnership
Contract type name	GDS Contract
Purpose of contract	General
Contract start date	01/03/2014
Contract end date	

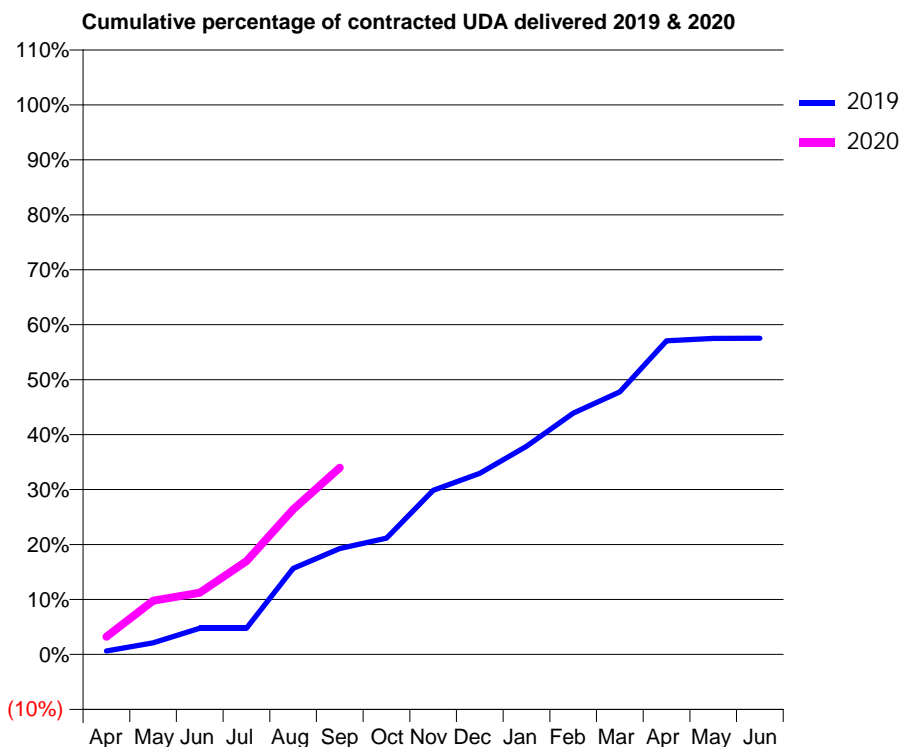
19/20 Contracted general activity (UDA)	14,000
Carry forward general activity (UDA)	0
19/20 Contracted orthodontic activity (UOA)	0
Carry forward orthodontic activity (UOA)	0
Baseline contract value	£437,523.09

### ACCESS\*

Patients seen in 24 months	Total	Change since previous quarter
Quarter ending September 2018	2,094	
Quarter ending December 2018	2,124	→
Quarter ending March 2019	2,261	↑
Quarter ending June 2019	2,495	↑
Quarter ending September 2019	2,816	↑
<b>Variance since September 2018</b>	<b>34.5%</b>	<b>↑</b>



### ACTIVITY



Month	Adjusted Scheduled Activity (UDA)	
	2019	2020
April	87	450
May	296	1,368
June	668	1,573
July	668	2,376
August	2,192	3,696
September	2,694	4,754
October	2,963	
November	4,181	
December	4,611	
January	5,300	
February	6,147	
March	6,689	
April	7,989	
May	8,049	
June	8,052	

### QUALITY

	Quantity	Base Number	Contract	AT	Region	England
% of FP17s for the same patient ID Re-attending within 3 months - Children	19	193	9.8%	10.2%	12.1%	11.5%
% of FP17s for the same patient ID Re-attending within 3 months - Adults	320	1,820	17.6%	14.1%	15.6%	15.4%
% of FP17s for the same patient ID Re-attending between 3 & 9 months - Children	66	193	34.2%	58.0%	61.2%	59.7%
% of FP17s for the same patient ID Re-attending between 3 & 9 months - Adults	608	1,820	33.4%	53.2%	54.3%	51.7%
% of FP17s for Band 1 Urgent Courses	190	1,620	11.7%	8.4%	9.1%	9.2%
% of FP17s Relating to Free Repair or Replacements	28	1,620	1.7%	1.1%	0.9%	0.7%
% of FP17s Relating to Continuations	15	1,620	0.9%	1.2%	1.0%	0.8%
% of Patients satisfied with the dentistry they have received	2	2	N/A	96.2%	94.4%	93.5%
% of Patients satisfied with the time they had to wait for an appointment	2	2	N/A	91.7%	88.1%	87.4%

\* This is based on patients treated on this contract for their most recent course of treatment. Figures in italics indicate the base number of FP17s or Patient Questionnaire responses are less than 100. N/A is shown where the base number of responses is less than 10 during the period. % is calculated as Quantity/Base number\*100

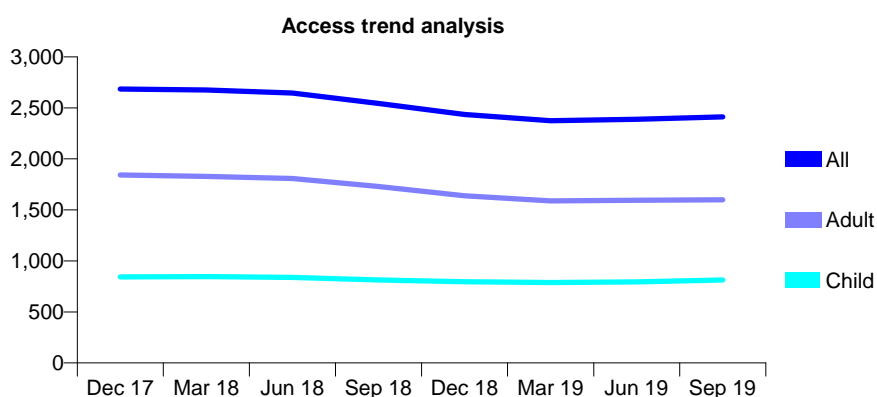
## Q49 - Vital Signs At a Glance Contract Report for 193372/0001 - September 2019

Name or company name	Alistair Bartlett Dental Practice Limited
Contract type name	GDS Contract
Purpose of contract	General
Contract start date	01/08/2012
Contract end date	

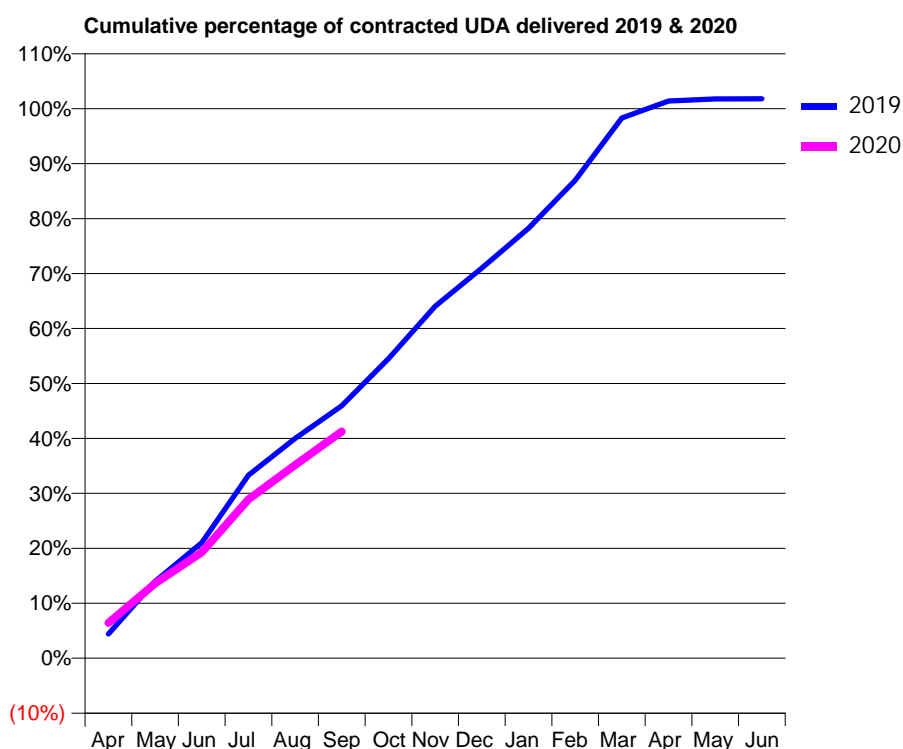
19/20 Contracted general activity (UDA)	7,887
Carry forward general activity (UDA)	-103
19/20 Contracted orthodontic activity (UOA)	0
Carry forward orthodontic activity (UOA)	0
Baseline contract value	£207,096.38

### ACCESS\*

Patients seen in 24 months	Total	Change since previous quarter
Quarter ending September 2018	2,543	
Quarter ending December 2018	2,435	↓
Quarter ending March 2019	2,374	↓
Quarter ending June 2019	2,388	→
Quarter ending September 2019	2,413	→
<b>Variance since September 2018</b>	<b>(5.1%)</b>	<b>↓</b>



### ACTIVITY



Month	2019	2020
April	257	505
May	811	1,076
June	1,218	1,521
July	1,931	2,280
August	2,320	2,774
September	2,665	3,252
October	3,161	
November	3,715	
December	4,117	
January	4,539	
February	5,046	
March	5,701	
April	5,882	
May	5,903	
June	5,904	

### QUALITY

	Quantity	Base Number	Contract	AT	Region	England
% of FP17s for the same patient ID Re-attending within 3 months - Children	27	647	4.2%	10.2%	12.1%	11.5%
% of FP17s for the same patient ID Re-attending within 3 months - Adults	144	1,200	12.0%	14.1%	15.6%	15.4%
% of FP17s for the same patient ID Re-attending between 3 & 9 months - Children	363	647	56.1%	58.0%	61.2%	59.7%
% of FP17s for the same patient ID Re-attending between 3 & 9 months - Adults	629	1,200	52.4%	53.2%	54.3%	51.7%
% of FP17s for Band 1 Urgent Courses	129	1,733	7.4%	8.4%	9.1%	9.2%
% of FP17s Relating to Free Repair or Replacements	7	1,733	0.4%	1.1%	0.9%	0.7%
% of FP17s Relating to Continuations	17	1,733	1.0%	1.2%	1.0%	0.8%
% of Patients satisfied with the dentistry they have received	2	2	N/A	96.2%	94.4%	93.5%
% of Patients satisfied with the time they had to wait for an appointment	1	2	N/A	91.7%	88.1%	87.4%

\* This is based on patients treated on this contract for their most recent course of treatment.

Figures in italics indicate the base number of FP17s or Patient Questionnaire responses are less than 100. N/A is shown where the base number of responses is less than 10 during the period. % is calculated as Quantity/Base number\*100

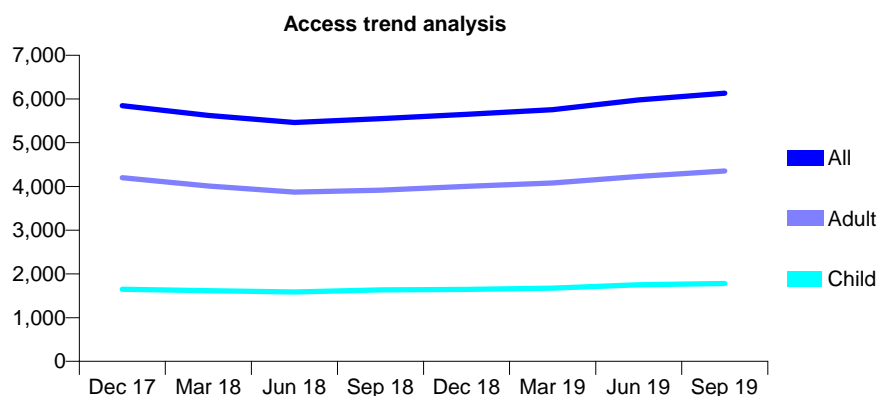
## Q49 - Vital Signs At a Glance Contract Report for 193372/0002 - September 2019

Name or company name	Alistair Bartlett Dental Practice Limited
Contract type name	GDS Contract
Purpose of contract	General
Contract start date	01/08/2012
Contract end date	

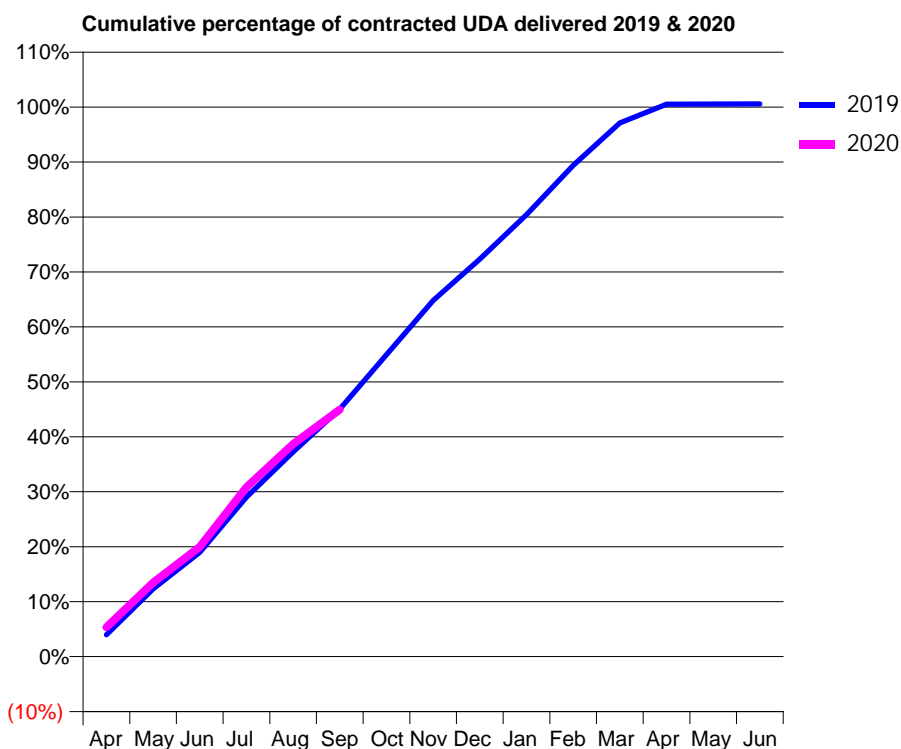
19/20 Contracted general activity (UDA)	22,902
Carry forward general activity (UDA)	-118
19/20 Contracted orthodontic activity (UOA)	0
Carry forward orthodontic activity (UOA)	0
Baseline contract value	£539,249.38

### ACCESS\*

Patients seen in 24 months	Total	Change since previous quarter
Quarter ending September 2018	5,549	
Quarter ending December 2018	5,649	→
Quarter ending March 2019	5,755	→
Quarter ending June 2019	5,980	↑
Quarter ending September 2019	6,133	↑
<b>Variance since September 2018</b>	<b>10.5%</b>	<b>↑</b>



### ACTIVITY



Month	Adjusted Scheduled Activity (UDA)	
	2019	2020
April	834	1,228
May	2,593	3,089
June	3,987	4,569
July	6,091	7,062
August	7,823	8,864
September	9,456	10,295
October	11,538	
November	13,610	
December	15,189	
January	16,892	
February	18,771	
March	20,392	
April	21,108	
May	21,117	
June	21,118	

### QUALITY

	Quantity	Base Number	Contract	AT	Region	England
% of FP17s for the same patient ID Re-attending within 3 months - Children	138	1,631	8.5%	10.2%	12.1%	11.5%
% of FP17s for the same patient ID Re-attending within 3 months - Adults	466	3,329	14.0%	14.1%	15.6%	15.4%
% of FP17s for the same patient ID Re-attending between 3 & 9 months - Children	1,079	1,631	66.2%	58.0%	61.2%	59.7%
% of FP17s for the same patient ID Re-attending between 3 & 9 months - Adults	1,981	3,329	59.5%	53.2%	54.3%	51.7%
% of FP17s for Band 1 Urgent Courses	406	4,639	8.8%	8.4%	9.1%	9.2%
% of FP17s Relating to Free Repair or Replacements	92	4,639	2.0%	1.1%	0.9%	0.7%
% of FP17s Relating to Continuations	57	4,639	1.2%	1.2%	1.0%	0.8%
% of Patients satisfied with the dentistry they have received	2	2	N/A	96.2%	94.4%	93.5%
% of Patients satisfied with the time they had to wait for an appointment	2	2	N/A	91.7%	88.1%	87.4%

\* This is based on patients treated on this contract for their most recent course of treatment. Figures in italics indicate the base number of FP17s or Patient Questionnaire responses are less than 100. N/A is shown where the base number of responses is less than 10 during the period. % is calculated as Quantity/Base number\*100

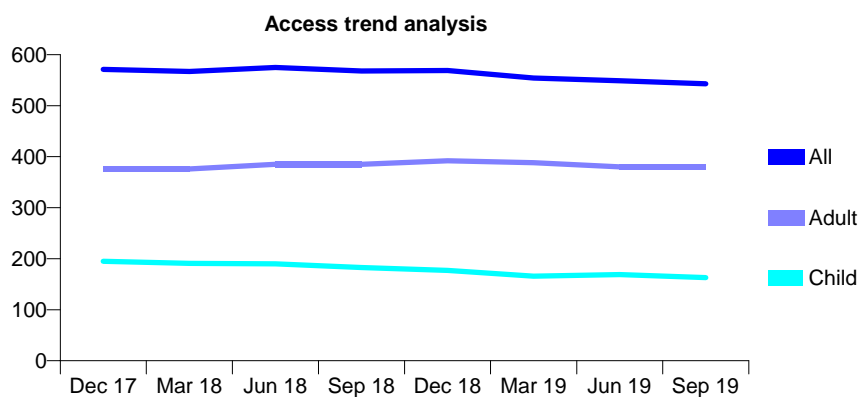
## Q49 - Vital Signs At a Glance Contract Report for 194948/0001 - September 2019

Name or company name	Wessington Way Dental Practice
Contract type name	GDS Contract
Purpose of contract	General
Contract start date	01/10/2015
Contract end date	

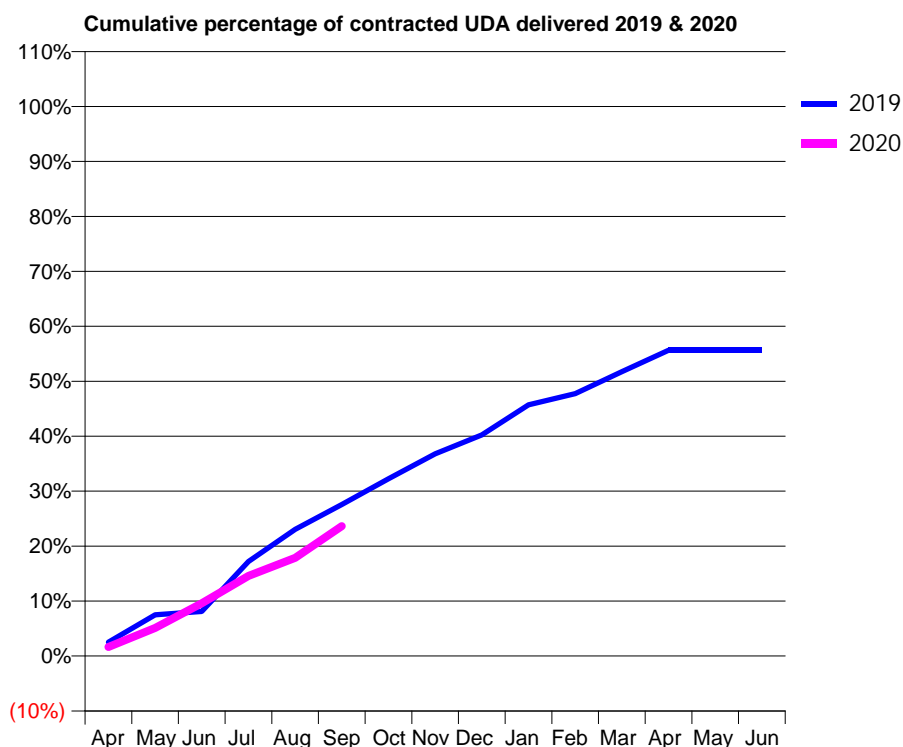
19/20 Contracted general activity (UDA)	2,400
Carry forward general activity (UDA)	0
19/20 Contracted orthodontic activity (UOA)	0
Carry forward orthodontic activity (UOA)	0
Baseline contract value	£61,028.50

### ACCESS\*

Patients seen in 24 months	Total	Change since previous quarter
Quarter ending September 2018	568	
Quarter ending December 2018	569	→
Quarter ending March 2019	554	↓
Quarter ending June 2019	549	→
Quarter ending September 2019	543	↓
<b>Variance since September 2018</b>	<b>(4.4%)</b>	<b>↓</b>



### ACTIVITY



Month	Adjusted Scheduled Activity (UDA)	
	2019	2020
April	60	40
May	180	122
June	195	231
July	413	350
August	553	429
September	662	568
October	774	
November	883	
December	966	
January	1,097	
February	1,146	
March	1,242	
April	1,335	
May	1,335	
June	1,335	

### QUALITY

	Quantity	Base Number	Contract	AT	Region	England
% of FP17s for the same patient ID Re-attending within 3 months - Children	5	154	3.2%	10.2%	12.1%	11.5%
% of FP17s for the same patient ID Re-attending within 3 months - Adults	36	306	11.8%	14.1%	15.6%	15.4%
% of FP17s for the same patient ID Re-attending between 3 & 9 months - Children	113	154	73.4%	58.0%	61.2%	59.7%
% of FP17s for the same patient ID Re-attending between 3 & 9 months - Adults	203	306	66.3%	53.2%	54.3%	51.7%
% of FP17s for Band 1 Urgent Courses	39	403	9.7%	8.4%	9.1%	9.2%
% of FP17s Relating to Free Repair or Replacements	3	403	0.7%	1.1%	0.9%	0.7%
% of FP17s Relating to Continuations	1	403	0.2%	1.2%	1.0%	0.8%
% of Patients satisfied with the dentistry they have received	0	0	N/A	96.2%	94.4%	93.5%
% of Patients satisfied with the time they had to wait for an appointment	0	0	N/A	91.7%	88.1%	87.4%

\* This is based on patients treated on this contract for their most recent course of treatment. Figures in italics indicate the base number of FP17s or Patient Questionnaire responses are less than 100. N/A is shown where the base number of responses is less than 10 during the period. % is calculated as Quantity/Base number\*100

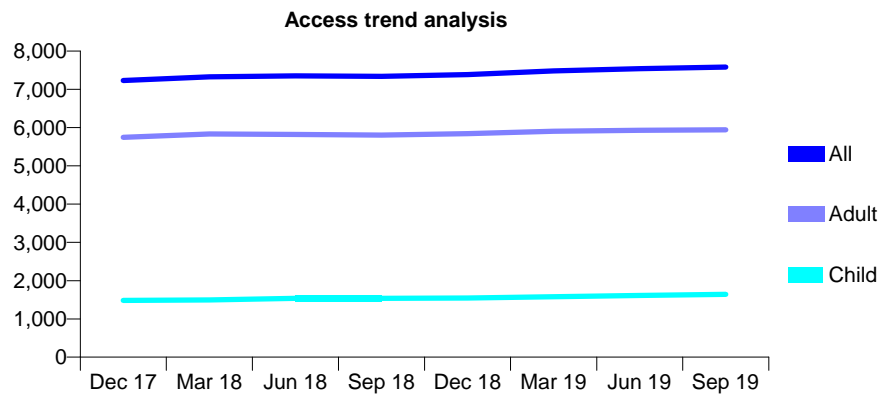
## Q49 - Vital Signs At a Glance Contract Report for 196851/0001 - September 2019

Name or company name	Low Fell Dental Practice
Contract type name	GDS Contract
Purpose of contract	General
Contract start date	01/10/2013
Contract end date	

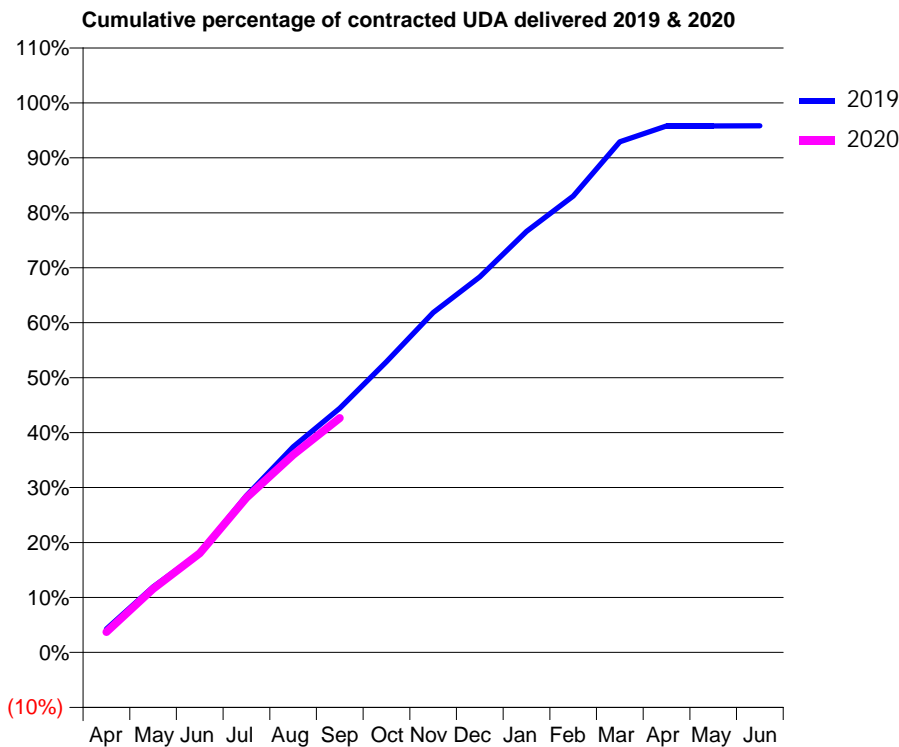
19/20 Contracted general activity (UDA)	25,488
Carry forward general activity (UDA)	0
19/20 Contracted orthodontic activity (UOA)	0
Carry forward orthodontic activity (UOA)	0
Baseline contract value	£763,139.94

### ACCESS\*

Patients seen in 24 months	Total	Change since previous quarter
Quarter ending September 2018	7,338	
Quarter ending December 2018	7,386	→
Quarter ending March 2019	7,482	→
Quarter ending June 2019	7,540	→
Quarter ending September 2019	7,581	→
<b>Variance since September 2018</b>	<b>3.3%</b>	<b>↑</b>



### ACTIVITY



Month	2019	2020
April	1,089	948
May	3,038	2,950
June	4,610	4,600
July	7,269	7,171
August	9,534	9,166
September	11,324	10,869
October	13,479	
November	15,764	
December	17,423	
January	19,523	
February	21,162	
March	23,678	
April	24,415	
May	24,414	
June	24,425	

### QUALITY

	Quantity	Base Number	Contract	AT	Region	England
% of FP17s for the same patient ID Re-attending within 3 months - Children	84	1,295	6.5%	10.2%	12.1%	11.5%
% of FP17s for the same patient ID Re-attending within 3 months - Adults	564	4,495	12.5%	14.1%	15.6%	15.4%
% of FP17s for the same patient ID Re-attending between 3 & 9 months - Children	834	1,295	64.4%	58.0%	61.2%	59.7%
% of FP17s for the same patient ID Re-attending between 3 & 9 months - Adults	2,754	4,495	61.3%	53.2%	54.3%	51.7%
% of FP17s for Band 1 Urgent Courses	448	5,481	8.2%	8.4%	9.1%	9.2%
% of FP17s Relating to Free Repair or Replacements	42	5,481	0.8%	1.1%	0.9%	0.7%
% of FP17s Relating to Continuations	93	5,481	1.7%	1.2%	1.0%	0.8%
% of Patients satisfied with the dentistry they have received	3	3	N/A	96.2%	94.4%	93.5%
% of Patients satisfied with the time they had to wait for an appointment	3	3	N/A	91.7%	88.1%	87.4%

\* This is based on patients treated on this contract for their most recent course of treatment. Figures in italics indicate the base number of FP17s or Patient Questionnaire responses are less than 100. N/A is shown where the base number of responses is less than 10 during the period. % is calculated as Quantity/Base number\*100

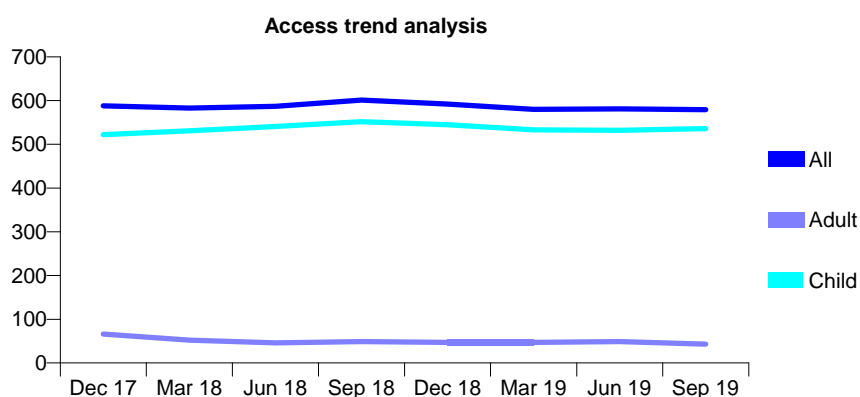
## Q49 - Vital Signs At a Glance Contract Report for 203947/0001 - September 2019

Name or company name	Campbell and Wilson Dental Practice
Contract type name	GDS Contract
Purpose of contract	General
Contract start date	01/07/2012
Contract end date	

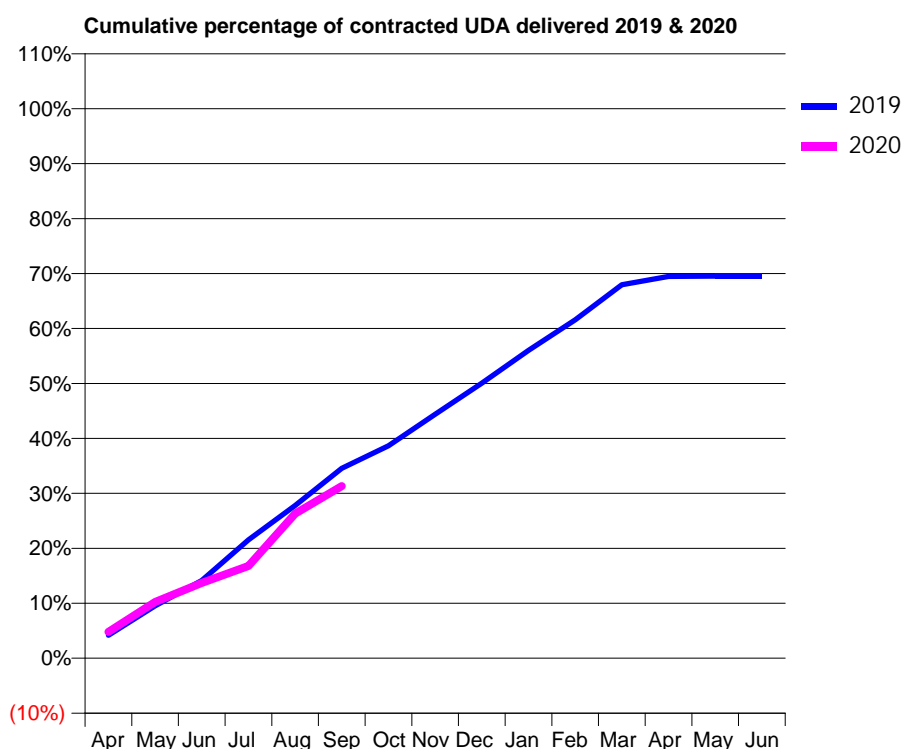
19/20 Contracted general activity (UDA)	1,839
Carry forward general activity (UDA)	0
19/20 Contracted orthodontic activity (UOA)	0
Carry forward orthodontic activity (UOA)	0
Baseline contract value	£45,010.30

### ACCESS\*

Patients seen in 24 months	Total	Change since previous quarter
Quarter ending September 2018	601	
Quarter ending December 2018	592	↓
Quarter ending March 2019	580	↓
Quarter ending June 2019	581	→
Quarter ending September 2019	579	→
<b>Variance since September 2018</b>	<b>(3.7%)</b>	<b>↓</b>



### ACTIVITY



Month	2019	2020
April	77	88
May	176	188
June	260	252
July	396	309
August	511	484
September	635	576
October	711	
November	816	
December	920	
January	1,030	
February	1,133	
March	1,250	
April	1,278	
May	1,279	
June	1,279	

### QUALITY

	Quantity	Base Number	Contract	AT	Region	England
% of FP17s for the same patient ID Re-attending within 3 months - Children	44	489	9.0%	10.2%	12.1%	11.5%
% of FP17s for the same patient ID Re-attending within 3 months - Adults	0	4	0.0%	14.1%	15.6%	15.4%
% of FP17s for the same patient ID Re-attending between 3 & 9 months - Children	355	489	72.6%	58.0%	61.2%	59.7%
% of FP17s for the same patient ID Re-attending between 3 & 9 months - Adults	4	4	100.0%	53.2%	54.3%	51.7%
% of FP17s for Band 1 Urgent Courses	0	470	0.0%	8.4%	9.1%	9.2%
% of FP17s Relating to Free Repair or Replacements	0	470	0.0%	1.1%	0.9%	0.7%
% of FP17s Relating to Continuations	0	470	0.0%	1.2%	1.0%	0.8%
% of Patients satisfied with the dentistry they have received	0	0	N/A	96.2%	94.4%	93.5%
% of Patients satisfied with the time they had to wait for an appointment	0	0	N/A	91.7%	88.1%	87.4%

\* This is based on patients treated on this contract for their most recent course of treatment.

Figures in italics indicate the base number of FP17s or Patient Questionnaire responses are less than 100. N/A is shown where the base number of responses is less than 10 during the period. % is calculated as Quantity/Base number\*100



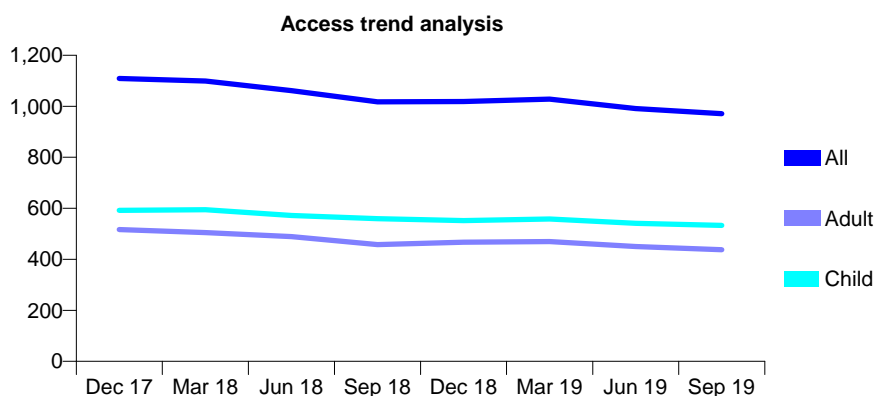
## Q49 - Vital Signs At a Glance Contract Report for 209503/0001 - September 2019

Name or company name	MRS AE PASS
Contract type name	GDS Contract
Purpose of contract	General
Contract start date	01/04/2006
Contract end date	

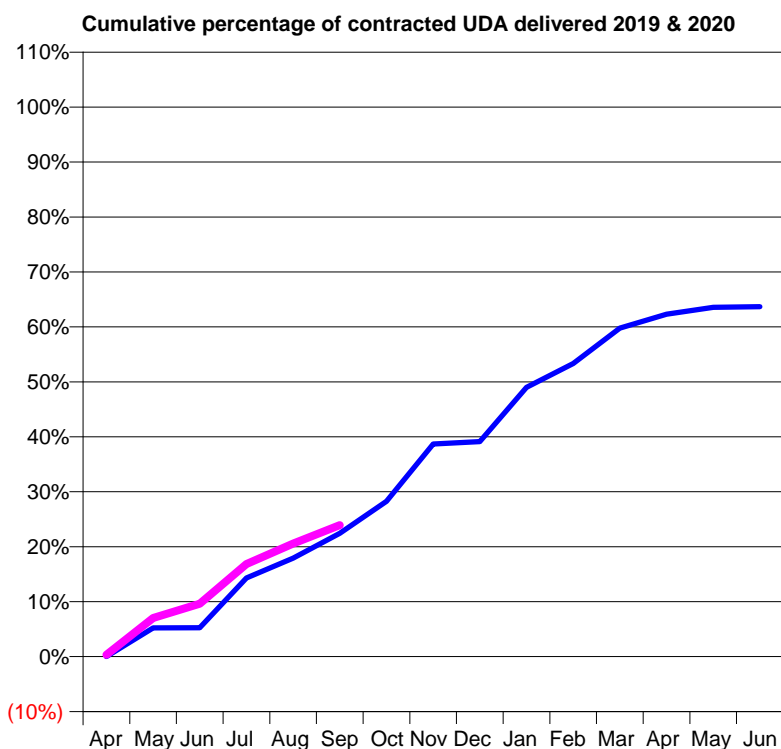
19/20 Contracted general activity (UDA)	3,700
Carry forward general activity (UDA)	0
19/20 Contracted orthodontic activity (UOA)	0
Carry forward orthodontic activity (UOA)	0
Baseline contract value	£82,661.12

### ACCESS\*

Patients seen in 24 months	Total	Change since previous quarter
Quarter ending September 2018	1,017	
Quarter ending December 2018	1,019	→
Quarter ending March 2019	1,028	→
Quarter ending June 2019	991	↓
Quarter ending September 2019	971	↓
<b>Variance since September 2018</b>	<b>(4.5%)</b>	<b>↓</b>



### ACTIVITY



Month	Adjusted Scheduled Activity (UDA)	
	2019	2020
April	0	12
May	193	260
June	194	356
July	531	624
August	663	762
September	830	886
October	1,046	
November	1,431	
December	1,448	
January	1,813	
February	1,974	
March	2,212	
April	2,305	
May	2,352	
June	2,356	

### QUALITY

	Quantity	Base Number	Contract	AT	Region	England
% of FP17s for the same patient ID Re-attending within 3 months - Children	39	375	10.4%	10.2%	12.1%	11.5%
% of FP17s for the same patient ID Re-attending within 3 months - Adults	59	247	23.9%	14.1%	15.6%	15.4%
% of FP17s for the same patient ID Re-attending between 3 & 9 months - Children	242	375	64.5%	58.0%	61.2%	59.7%
% of FP17s for the same patient ID Re-attending between 3 & 9 months - Adults	123	247	49.8%	53.2%	54.3%	51.7%
% of FP17s for Band 1 Urgent Courses	24	528	4.5%	8.4%	9.1%	9.2%
% of FP17s Relating to Free Repair or Replacements	0	528	0.0%	1.1%	0.9%	0.7%
% of FP17s Relating to Continuations	0	528	0.0%	1.2%	1.0%	0.8%
% of Patients satisfied with the dentistry they have received	0	0	N/A	96.2%	94.4%	93.5%
% of Patients satisfied with the time they had to wait for an appointment	0	0	N/A	91.7%	88.1%	87.4%

\* This is based on patients treated on this contract for their most recent course of treatment. Figures in italics indicate the base number of FP17s or Patient Questionnaire responses are less than 100. N/A is shown where the base number of responses is less than 10 during the period. % is calculated as Quantity/Base number\*100

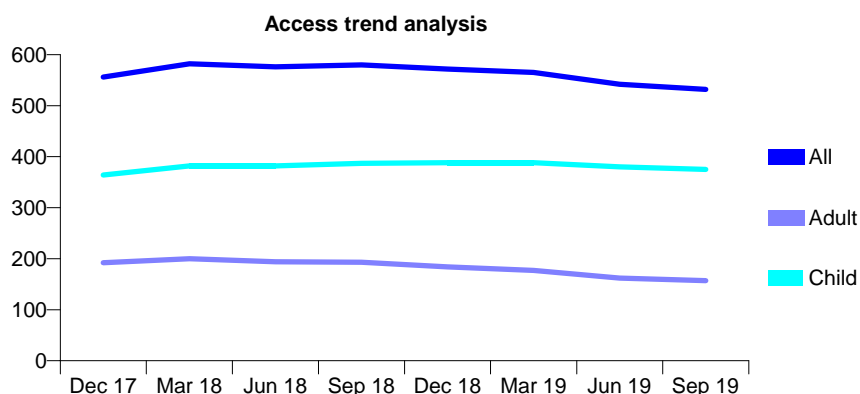
## Q49 - Vital Signs At a Glance Contract Report for 213756/0002 - September 2019

Name or company name	Lismore House Dental Care
Contract type name	GDS Contract
Purpose of contract	General
Contract start date	26/12/2012
Contract end date	

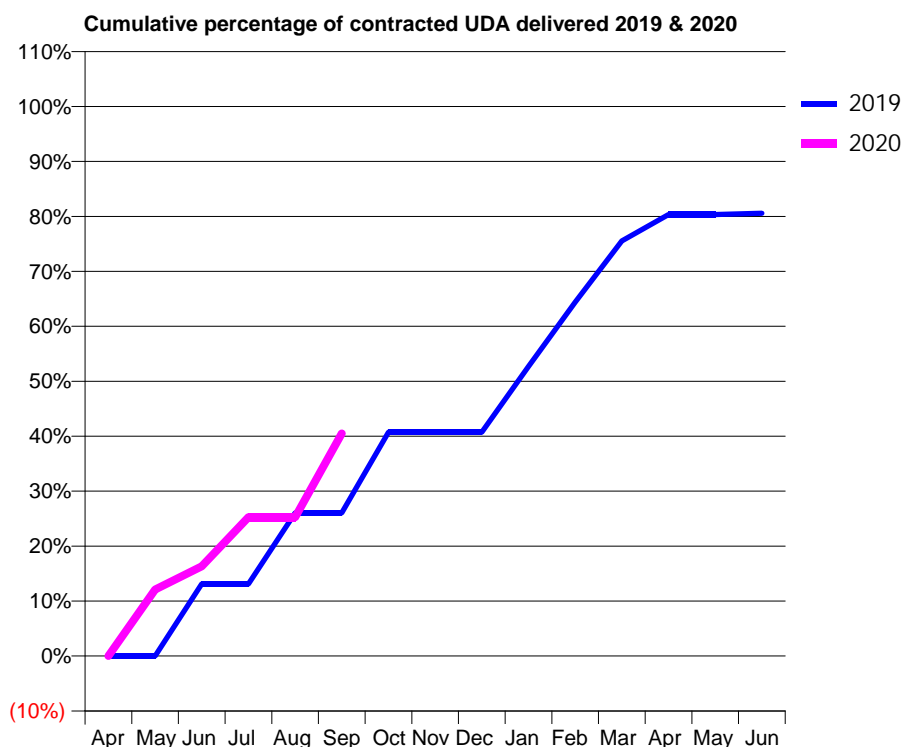
19/20 Contracted general activity (UDA)	1,300
Carry forward general activity (UDA)	0
19/20 Contracted orthodontic activity (UOA)	0
Carry forward orthodontic activity (UOA)	0
Baseline contract value	£31,819.18

### ACCESS\*

Patients seen in 24 months	Total	Change since previous quarter
Quarter ending September 2018	580	
Quarter ending December 2018	572	↓
Quarter ending March 2019	565	↓
Quarter ending June 2019	542	↓
Quarter ending September 2019	532	↓
<b>Variance since September 2018</b>	<b>(8.3%)</b>	<b>↓</b>



### ACTIVITY



Month	Adjusted Scheduled Activity (UDA)	
	2019	2020
April	0	0
May	0	157
June	171	212
July	171	329
August	339	329
September	339	526
October	529	
November	529	
December	529	
January	685	
February	837	
March	982	
April	1,044	
May	1,044	
June	1,047	

### QUALITY

	Quantity	Base Number	Contract	AT	Region	England
% of FP17s for the same patient ID Re-attending within 3 months - Children	18	291	6.2%	10.2%	12.1%	11.5%
% of FP17s for the same patient ID Re-attending within 3 months - Adults	19	101	18.8%	14.1%	15.6%	15.4%
% of FP17s for the same patient ID Re-attending between 3 & 9 months - Children	211	291	72.5%	58.0%	61.2%	59.7%
% of FP17s for the same patient ID Re-attending between 3 & 9 months - Adults	58	101	57.4%	53.2%	54.3%	51.7%
% of FP17s for Band 1 Urgent Courses	12	358	3.4%	8.4%	9.1%	9.2%
% of FP17s Relating to Free Repair or Replacements	0	358	0.0%	1.1%	0.9%	0.7%
% of FP17s Relating to Continuations	0	358	0.0%	1.2%	1.0%	0.8%
% of Patients satisfied with the dentistry they have received	0	0	N/A	96.2%	94.4%	93.5%
% of Patients satisfied with the time they had to wait for an appointment	0	0	N/A	91.7%	88.1%	87.4%

\* This is based on patients treated on this contract for their most recent course of treatment. Figures in italics indicate the base number of FP17s or Patient Questionnaire responses are less than 100. N/A is shown where the base number of responses is less than 10 during the period. % is calculated as Quantity/Base number\*100

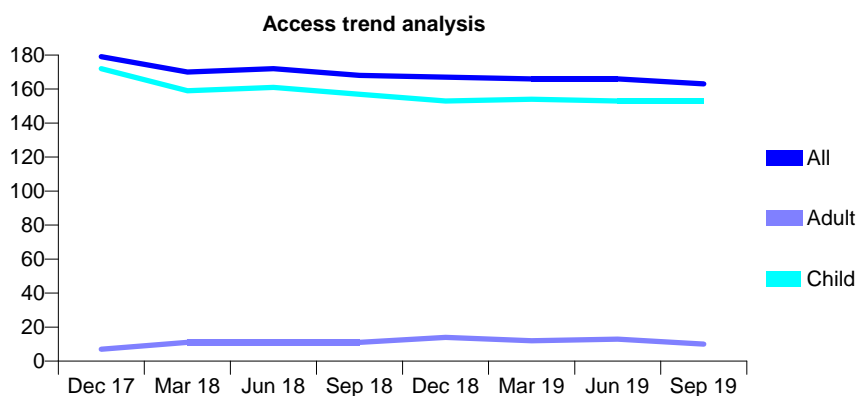
## Q49 - Vital Signs At a Glance Contract Report for 214922/0001 - September 2019

Name or company name	MISS AL DAVIDSON
Contract type name	GDS Contract
Purpose of contract	General and Orthodontic
Contract start date	01/04/2006
Contract end date	

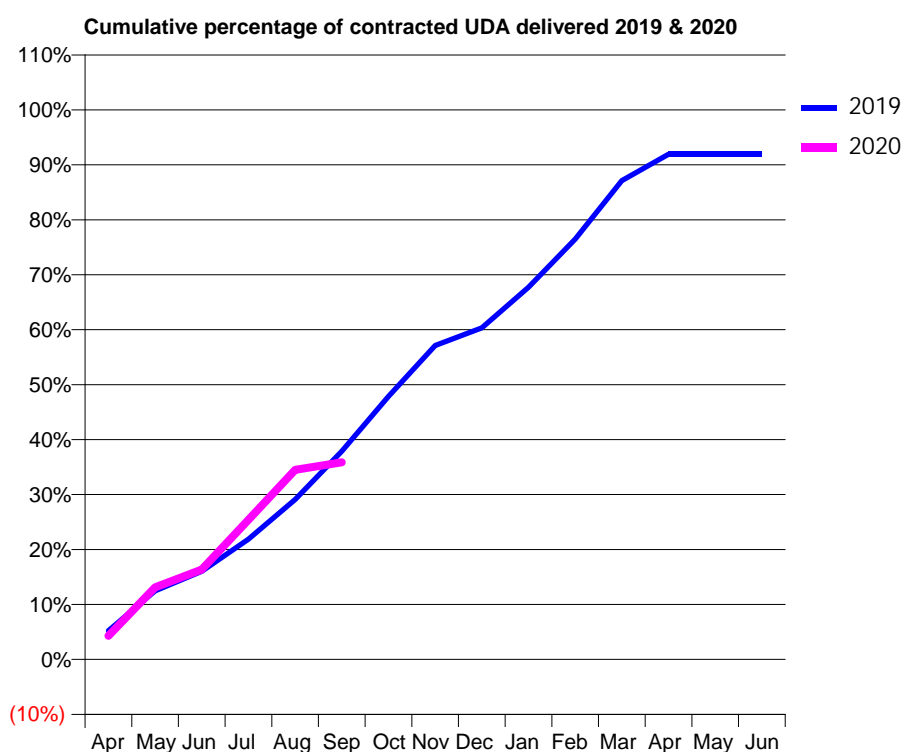
19/20 Contracted general activity (UDA)	650
Carry forward general activity (UDA)	0
19/20 Contracted orthodontic activity (UOA)	33
Carry forward orthodontic activity (UOA)	0
Baseline contract value	£21,975.54

### ACCESS\*

Patients seen in 24 months	Total	Change since previous quarter
Quarter ending September 2018	168	
Quarter ending December 2018	167	→
Quarter ending March 2019	166	→
Quarter ending June 2019	166	→
Quarter ending September 2019	163	↓
<b>Variance since September 2018</b>	<b>(3.0%)</b>	<b>↓</b>



### ACTIVITY



Month	2019	2020
April	34	28
May	81	85
June	104	106
July	142	165
August	189	224
September	246	233
October	311	
November	371	
December	392	
January	440	
February	497	
March	566	
April	597	
May	597	
June	597	

### QUALITY

	Quantity	Base Number	Contract	AT	Region	England
% of FP17s for the same patient ID Re-attending within 3 months - Children	16	130	12.3%	10.2%	12.1%	11.5%
% of FP17s for the same patient ID Re-attending within 3 months - Adults	0	0	N/A	14.1%	15.6%	15.4%
% of FP17s for the same patient ID Re-attending between 3 & 9 months - Children	87	130	66.9%	58.0%	61.2%	59.7%
% of FP17s for the same patient ID Re-attending between 3 & 9 months - Adults	0	0	N/A	53.2%	54.3%	51.7%
% of FP17s for Band 1 Urgent Courses	1	109	0.9%	8.4%	9.1%	9.2%
% of FP17s Relating to Free Repair or Replacements	0	109	0.0%	1.1%	0.9%	0.7%
% of FP17s Relating to Continuations	3	109	2.8%	1.2%	1.0%	0.8%
% of Patients satisfied with the dentistry they have received	0	0	N/A	96.2%	94.4%	93.5%
% of Patients satisfied with the time they had to wait for an appointment	0	0	N/A	91.7%	88.1%	87.4%

\* This is based on patients treated on this contract for their most recent course of treatment. Figures in italics indicate the base number of FP17s or Patient Questionnaire responses are less than 100. N/A is shown where the base number of responses is less than 10 during the period. % is calculated as Quantity/Base number\*100

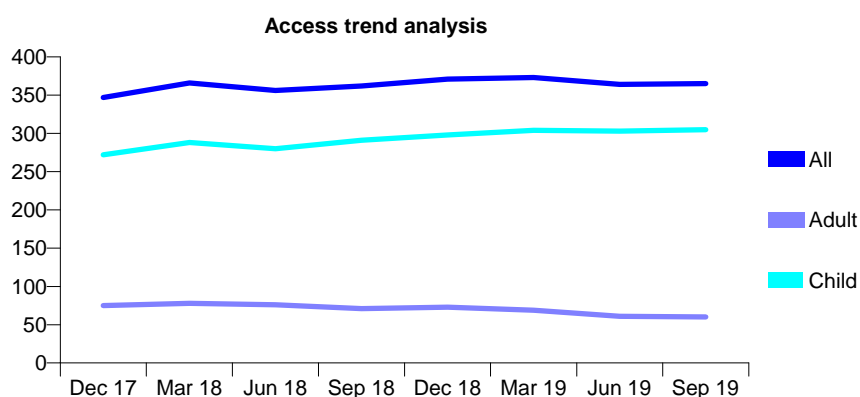
## Q49 - Vital Signs At a Glance Contract Report for 215031/0001 - September 2019

Name or company name	Mr R Govan & Mr W Crank
Contract type name	GDS Contract
Purpose of contract	General and Orthodontic
Contract start date	01/04/2006
Contract end date	

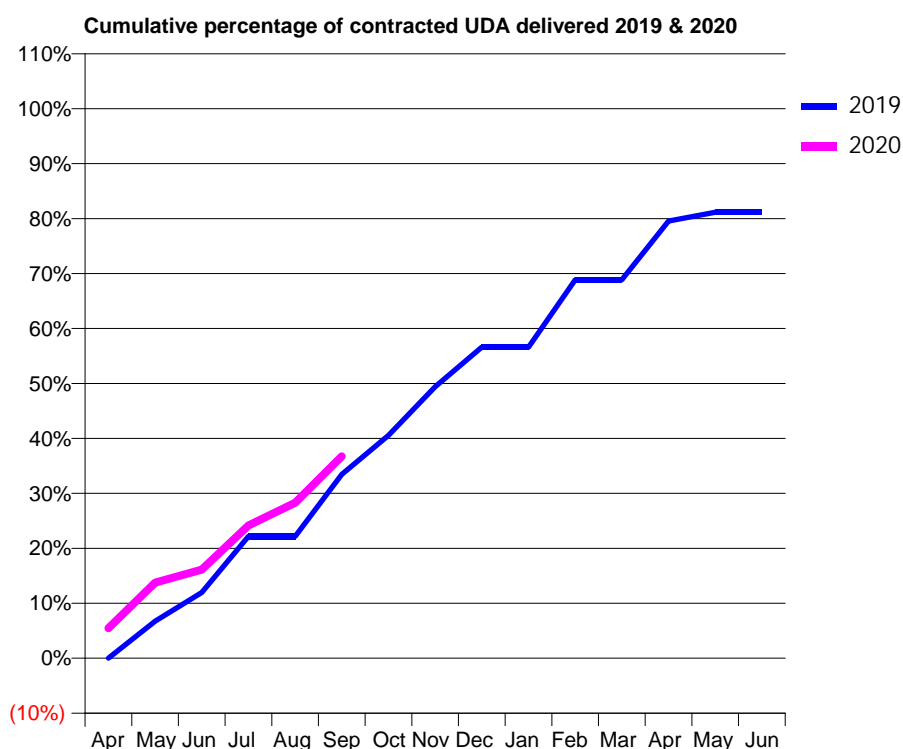
19/20 Contracted general activity (UDA)	1,100
Carry forward general activity (UDA)	0
19/20 Contracted orthodontic activity (UOA)	0
Carry forward orthodontic activity (UOA)	0
Baseline contract value	£27,368.75

### ACCESS\*

Patients seen in 24 months	Total	Change since previous quarter
Quarter ending September 2018	362	
Quarter ending December 2018	371	↑
Quarter ending March 2019	373	→
Quarter ending June 2019	364	↓
Quarter ending September 2019	365	→
<b>Variance since September 2018</b>	<b>0.8%</b>	<b>→</b>



### ACTIVITY



Month	2019	2020
April	0	60
May	74	151
June	131	177
July	244	266
August	244	311
September	368	404
October	446	
November	543	
December	623	
January	623	
February	757	
March	757	
April	875	
May	893	
June	893	

### QUALITY

	Quantity	Base Number	Contract	AT	Region	England
% of FP17s for the same patient ID Re-attending within 3 months - Children	52	348	14.9%	10.2%	12.1%	11.5%
% of FP17s for the same patient ID Re-attending within 3 months - Adults	3	33	9.1%	14.1%	15.6%	15.4%
% of FP17s for the same patient ID Re-attending between 3 & 9 months - Children	228	348	65.5%	58.0%	61.2%	59.7%
% of FP17s for the same patient ID Re-attending between 3 & 9 months - Adults	20	33	60.6%	53.2%	54.3%	51.7%
% of FP17s for Band 1 Urgent Courses	12	254	4.7%	8.4%	9.1%	9.2%
% of FP17s Relating to Free Repair or Replacements	0	254	0.0%	1.1%	0.9%	0.7%
% of FP17s Relating to Continuations	0	254	0.0%	1.2%	1.0%	0.8%
% of Patients satisfied with the dentistry they have received	3	3	N/A	96.2%	94.4%	93.5%
% of Patients satisfied with the time they had to wait for an appointment	2	3	N/A	91.7%	88.1%	87.4%

\* This is based on patients treated on this contract for their most recent course of treatment.

Figures in italics indicate the base number of FP17s or Patient Questionnaire responses are less than 100. N/A is shown where the base number of responses is less than 10 during the period. % is calculated as Quantity/Base number\*100

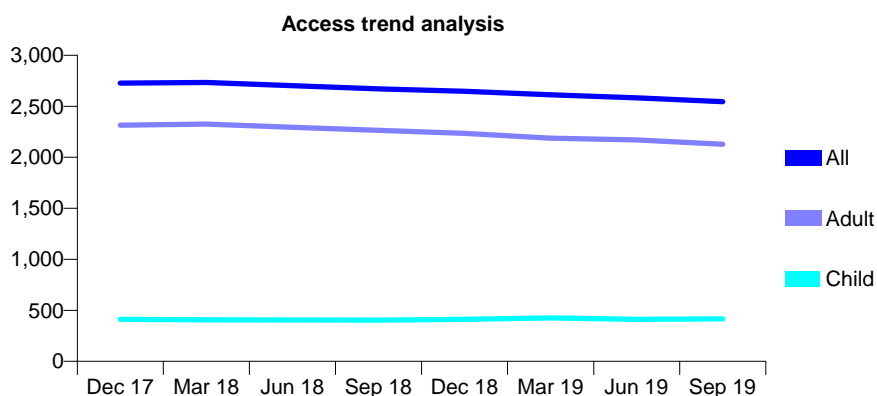
## Q49 - Vital Signs At a Glance Contract Report for 218731/0001 - September 2019

Name or company name	Mr S Harrison, Mr S Solaiman and Mr K Nig
Contract type name	GDS Contract
Purpose of contract	General and Orthodontic
Contract start date	01/04/2006
Contract end date	

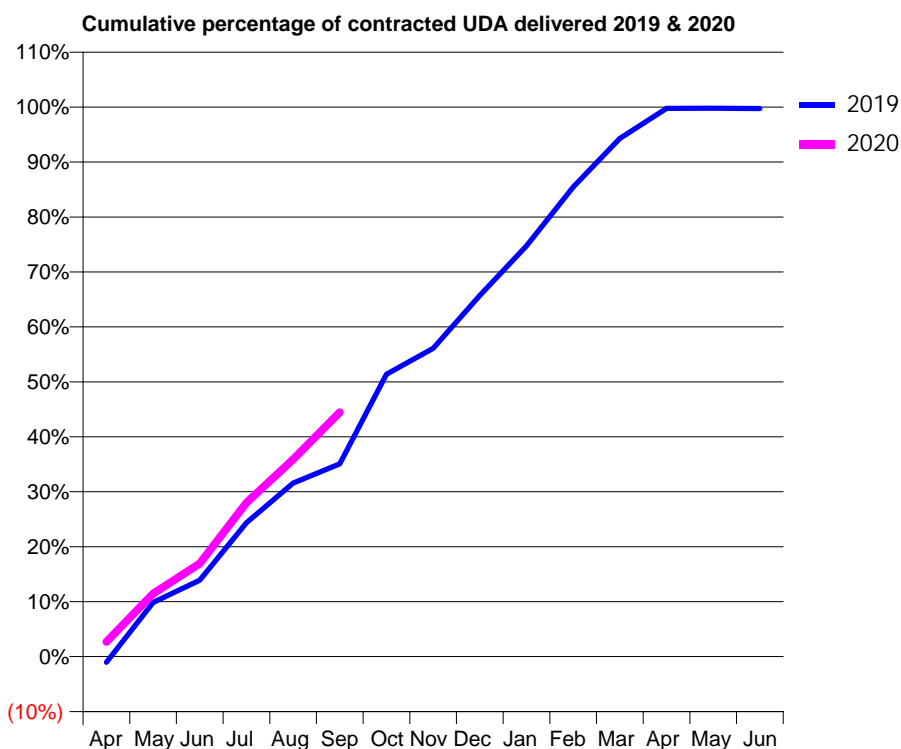
19/20 Contracted general activity (UDA)	8,954
Carry forward general activity (UDA)	24
19/20 Contracted orthodontic activity (UOA)	0
Carry forward orthodontic activity (UOA)	0
Baseline contract value	£207,787.78

### ACCESS\*

Patients seen in 24 months	Total	Change since previous quarter
Quarter ending September 2018	2,670	
Quarter ending December 2018	2,647	→
Quarter ending March 2019	2,613	↓
Quarter ending June 2019	2,583	↓
Quarter ending September 2019	2,544	↓
<b>Variance since September 2018</b>	<b>(4.7%)</b>	<b>↓</b>



### ACTIVITY



Month	Adjusted Scheduled Activity (UDA)	
	2019	2020
April	-96	243
May	883	1,026
June	1,247	1,518
July	2,180	2,509
August	2,828	3,216
September	3,141	3,982
October	4,602	
November	5,022	
December	5,884	
January	6,692	
February	7,652	
March	8,442	
April	8,932	
May	8,935	
June	8,929	

### QUALITY

	Quantity	Base Number	Contract	AT	Region	England
% of FP17s for the same patient ID Re-attending within 3 months - Children	19	288	6.6%	10.2%	12.1%	11.5%
% of FP17s for the same patient ID Re-attending within 3 months - Adults	167	1,377	12.1%	14.1%	15.6%	15.4%
% of FP17s for the same patient ID Re-attending between 3 & 9 months - Children	145	288	50.3%	58.0%	61.2%	59.7%
% of FP17s for the same patient ID Re-attending between 3 & 9 months - Adults	799	1,377	58.0%	53.2%	54.3%	51.7%
% of FP17s for Band 1 Urgent Courses	73	1,505	4.9%	8.4%	9.1%	9.2%
% of FP17s Relating to Free Repair or Replacements	8	1,505	0.5%	1.1%	0.9%	0.7%
% of FP17s Relating to Continuations	16	1,505	1.1%	1.2%	1.0%	0.8%
% of Patients satisfied with the dentistry they have received	0	0	N/A	96.2%	94.4%	93.5%
% of Patients satisfied with the time they had to wait for an appointment	0	0	N/A	91.7%	88.1%	87.4%

\* This is based on patients treated on this contract for their most recent course of treatment. Figures in italics indicate the base number of FP17s or Patient Questionnaire responses are less than 100. N/A is shown where the base number of responses is less than 10 during the period. % is calculated as Quantity/Base number\*100

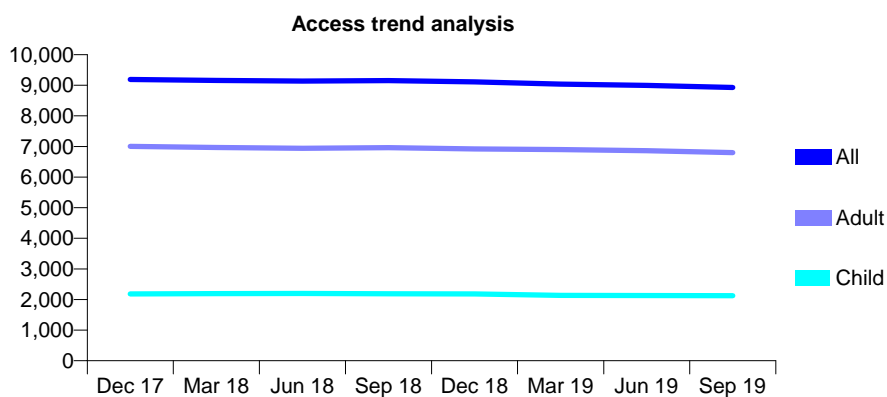
## Q49 - Vital Signs At a Glance Contract Report for 219576/0001 - September 2019

Name or company name	MR DJ WHITE
Contract type name	GDS Contract
Purpose of contract	General and Orthodontic
Contract start date	01/04/2006
Contract end date	

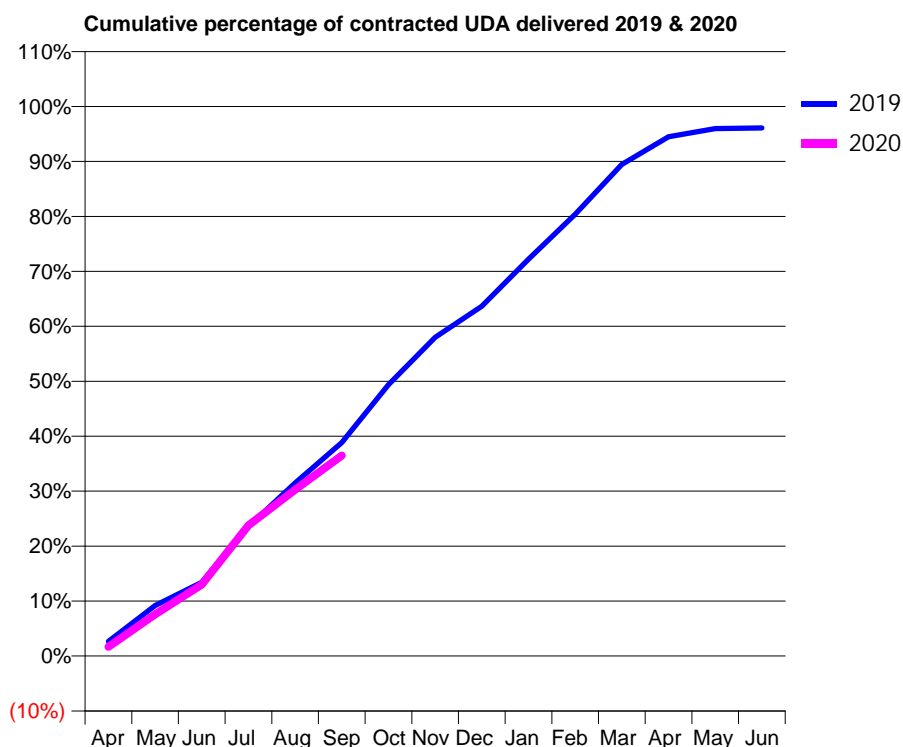
19/20 Contracted general activity (UDA)	29,504
Carry forward general activity (UDA)	0
19/20 Contracted orthodontic activity (UOA)	100
Carry forward orthodontic activity (UOA)	-2
Baseline contract value	£810,070.64

### ACCESS\*

Patients seen in 24 months	Total	Change since previous quarter
Quarter ending September 2018	9,151	
Quarter ending December 2018	9,109	→
Quarter ending March 2019	9,039	→
Quarter ending June 2019	8,997	→
Quarter ending September 2019	8,927	→
<b>Variance since September 2018</b>	<b>(2.4%)</b>	<b>↓</b>



### ACTIVITY



Month	Adjusted Scheduled Activity (UDA)	
	2019	2020
April	763	500
May	2,637	2,239
June	3,846	3,837
July	6,769	7,016
August	9,048	8,933
September	11,151	10,765
October	14,171	
November	16,651	
December	18,268	
January	20,723	
February	23,075	
March	25,681	
April	27,123	
May	27,547	
June	27,580	

### QUALITY

	Quantity	Base Number	Contract	AT	Region	England
% of FP17s for the same patient ID Re-attending within 3 months - Children	147	1,324	11.1%	10.2%	12.1%	11.5%
% of FP17s for the same patient ID Re-attending within 3 months - Adults	963	4,576	21.0%	14.1%	15.6%	15.4%
% of FP17s for the same patient ID Re-attending between 3 & 9 months - Children	612	1,324	46.2%	58.0%	61.2%	59.7%
% of FP17s for the same patient ID Re-attending between 3 & 9 months - Adults	2,085	4,576	45.6%	53.2%	54.3%	51.7%
% of FP17s for Band 1 Urgent Courses	752	5,185	14.5%	8.4%	9.1%	9.2%
% of FP17s Relating to Free Repair or Replacements	158	5,185	3.0%	1.1%	0.9%	0.7%
% of FP17s Relating to Continuations	103	5,185	2.0%	1.2%	1.0%	0.8%
% of Patients satisfied with the dentistry they have received	10	11	90.9%	96.2%	94.4%	93.5%
% of Patients satisfied with the time they had to wait for an appointment	10	11	90.9%	91.7%	88.1%	87.4%

\* This is based on patients treated on this contract for their most recent course of treatment.

Figures in italics indicate the base number of FP17s or Patient Questionnaire responses are less than 100. N/A is shown where the base number of responses is less than 10 during the period. % is calculated as Quantity/Base number\*100

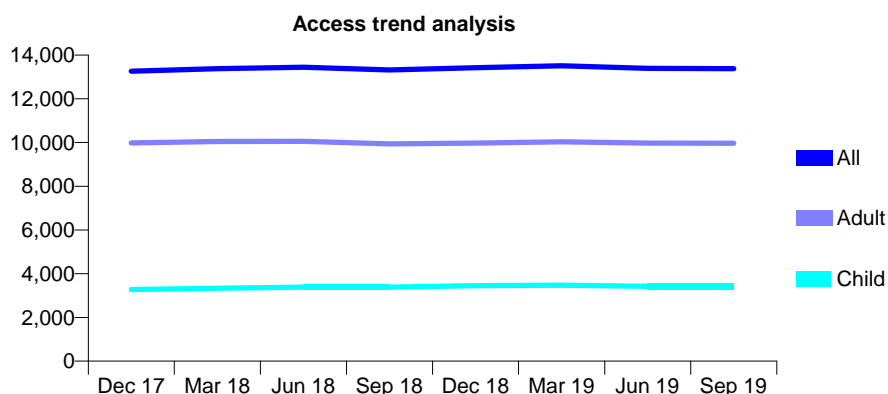
## Q49 - Vital Signs At a Glance Contract Report for 220639/0001 - September 2019

Name or company name	MR PG KILKER
Contract type name	GDS Contract
Purpose of contract	General and Orthodontic
Contract start date	01/04/2006
Contract end date	

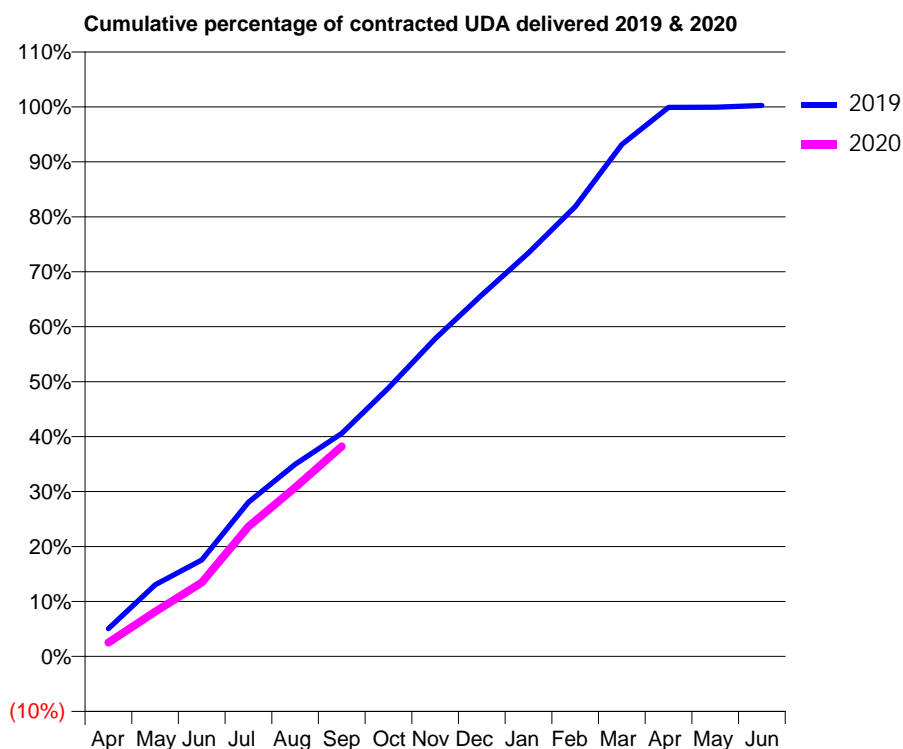
19/20 Contracted general activity (UDA)	32,937
Carry forward general activity (UDA)	-81
19/20 Contracted orthodontic activity (UOA)	0
Carry forward orthodontic activity (UOA)	0
Baseline contract value	£917,217.61

### ACCESS\*

Patients seen in 24 months	Total	Change since previous quarter
Quarter ending September 2018	13,320	
Quarter ending December 2018	13,425	→
Quarter ending March 2019	13,506	→
Quarter ending June 2019	13,394	→
Quarter ending September 2019	13,379	→
<b>Variance since September 2018</b>	<b>0.4%</b>	<b>→</b>



### ACTIVITY



Month	2019	2020
April	1,665	829
May	4,296	2,683
June	5,783	4,423
July	9,246	7,786
August	11,511	10,124
September	13,369	12,590
October	16,092	
November	19,040	
December	21,667	
January	24,187	
February	26,956	
March	30,679	
April	32,905	
May	32,909	
June	33,019	

### QUALITY

	Quantity	Base Number	Contract	AT	Region	England
% of FP17s for the same patient ID Re-attending within 3 months - Children	127	1,812	7.0%	10.2%	12.1%	11.5%
% of FP17s for the same patient ID Re-attending within 3 months - Adults	704	4,881	14.4%	14.1%	15.6%	15.4%
% of FP17s for the same patient ID Re-attending between 3 & 9 months - Children	675	1,812	37.3%	58.0%	61.2%	59.7%
% of FP17s for the same patient ID Re-attending between 3 & 9 months - Adults	1,691	4,881	34.6%	53.2%	54.3%	51.7%
% of FP17s for Band 1 Urgent Courses	709	5,671	12.5%	8.4%	9.1%	9.2%
% of FP17s Relating to Free Repair or Replacements	82	5,671	1.4%	1.1%	0.9%	0.7%
% of FP17s Relating to Continuations	23	5,671	0.4%	1.2%	1.0%	0.8%
% of Patients satisfied with the dentistry they have received	5	5	N/A	96.2%	94.4%	93.5%
% of Patients satisfied with the time they had to wait for an appointment	5	5	N/A	91.7%	88.1%	87.4%

\* This is based on patients treated on this contract for their most recent course of treatment. Figures in italics indicate the base number of FP17s or Patient Questionnaire responses are less than 100. N/A is shown where the base number of responses is less than 10 during the period. % is calculated as Quantity/Base number\*100

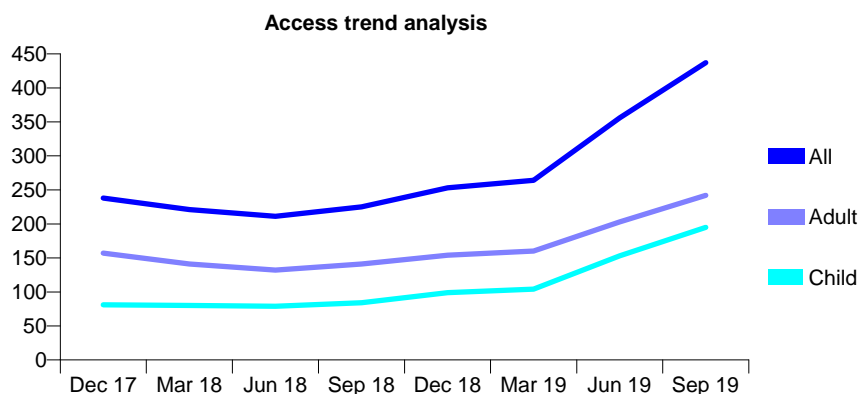
## Q49 - Vital Signs At a Glance Contract Report for 224499/0001 - September 2019

Name or company name	Elmfield Dental Practice
Contract type name	GDS Contract
Purpose of contract	General
Contract start date	01/04/2006
Contract end date	

19/20 Contracted general activity (UDA)	1,218
Carry forward general activity (UDA)	0
19/20 Contracted orthodontic activity (UOA)	0
Carry forward orthodontic activity (UOA)	0
Baseline contract value	£29,274.89

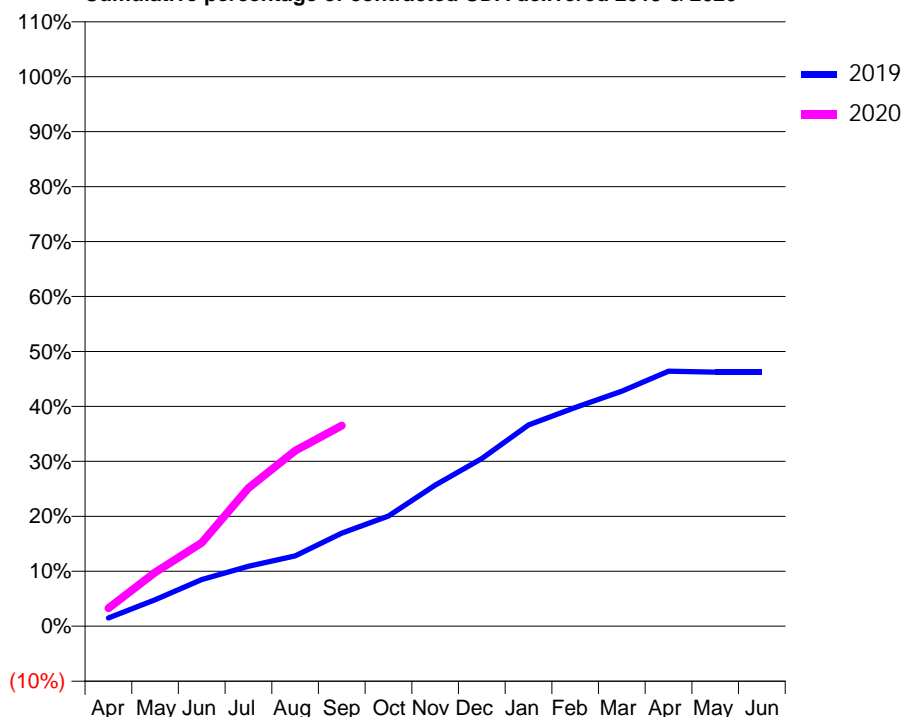
### ACCESS\*

Patients seen in 24 months	Total	Change since previous quarter
Quarter ending September 2018	225	
Quarter ending December 2018	253	↑
Quarter ending March 2019	264	↑
Quarter ending June 2019	356	↑
Quarter ending September 2019	437	↑
<b>Variance since September 2018</b>	<b>94.2%</b>	<b>↑</b>



### ACTIVITY

Cumulative percentage of contracted UDA delivered 2019 & 2020



Adjusted Scheduled Activity (UDA)

Month	2019	2020
April	18	40
May	59	119
June	103	185
July	133	306
August	156	389
September	207	445
October	244	
November	313	
December	372	
January	446	
February	485	
March	521	
April	565	
May	563	
June	563	

### QUALITY

	Quantity	Base Number	Contract	AT	Region	England
% of FP17s for the same patient ID Re-attending within 3 months - Children	7	175	4.0%	10.2%	12.1%	11.5%
% of FP17s for the same patient ID Re-attending within 3 months - Adults	11	175	6.3%	14.1%	15.6%	15.4%
% of FP17s for the same patient ID Re-attending between 3 & 9 months - Children	41	175	23.4%	58.0%	61.2%	59.7%
% of FP17s for the same patient ID Re-attending between 3 & 9 months - Adults	49	175	28.0%	53.2%	54.3%	51.7%
% of FP17s for Band 1 Urgent Courses	18	329	5.5%	8.4%	9.1%	9.2%
% of FP17s Relating to Free Repair or Replacements	2	329	0.6%	1.1%	0.9%	0.7%
% of FP17s Relating to Continuations	0	329	0.0%	1.2%	1.0%	0.8%
% of Patients satisfied with the dentistry they have received	0	0	N/A	96.2%	94.4%	93.5%
% of Patients satisfied with the time they had to wait for an appointment	0	0	N/A	91.7%	88.1%	87.4%

\* This is based on patients treated on this contract for their most recent course of treatment.

Figures in italics indicate the base number of FP17s or Patient Questionnaire responses are less than 100. N/A is shown where the base number of responses is less than 10 during the period. % is calculated as Quantity/Base number\*100



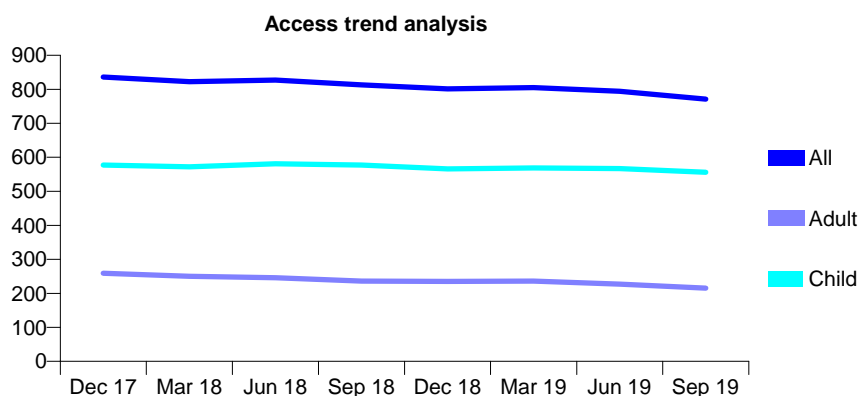
## Q49 - Vital Signs At a Glance Contract Report for 229261/0001 - September 2019

Name or company name	Mr Hamburger & Ms Sadler
Contract type name	GDS Contract
Purpose of contract	General
Contract start date	01/04/2006
Contract end date	

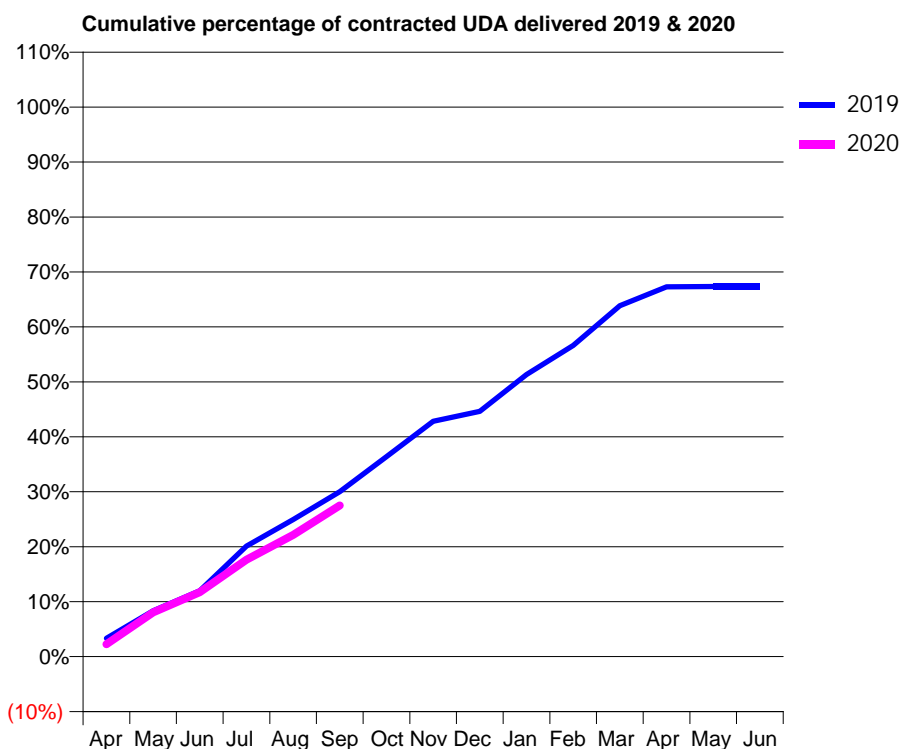
19/20 Contracted general activity (UDA)	3,017
Carry forward general activity (UDA)	0
19/20 Contracted orthodontic activity (UOA)	0
Carry forward orthodontic activity (UOA)	0
Baseline contract value	£71,448.27

### ACCESS\*

Patients seen in 24 months	Total	Change since previous quarter
Quarter ending September 2018	813	
Quarter ending December 2018	801	↓
Quarter ending March 2019	805	→
Quarter ending June 2019	794	↓
Quarter ending September 2019	771	↓
<b>Variance since September 2018</b>	<b>(5.2%)</b>	<b>↓</b>



### ACTIVITY



Month	Adjusted Scheduled Activity (UDA)	
	2019	2020
April	100	68
May	252	243
June	361	354
July	606	532
August	753	668
September	906	830
October	1,098	
November	1,292	
December	1,346	
January	1,549	
February	1,708	
March	1,927	
April	2,030	
May	2,032	
June	2,032	

### QUALITY

	Quantity	Base Number	Contract	AT	Region	England
% of FP17s for the same patient ID Re-attending within 3 months - Children	80	564	14.2%	10.2%	12.1%	11.5%
% of FP17s for the same patient ID Re-attending within 3 months - Adults	17	126	13.5%	14.1%	15.6%	15.4%
% of FP17s for the same patient ID Re-attending between 3 & 9 months - Children	366	564	64.9%	58.0%	61.2%	59.7%
% of FP17s for the same patient ID Re-attending between 3 & 9 months - Adults	88	126	69.8%	53.2%	54.3%	51.7%
% of FP17s for Band 1 Urgent Courses	14	619	2.3%	8.4%	9.1%	9.2%
% of FP17s Relating to Free Repair or Replacements	0	619	0.0%	1.1%	0.9%	0.7%
% of FP17s Relating to Continuations	1	619	0.2%	1.2%	1.0%	0.8%
% of Patients satisfied with the dentistry they have received	2	2	N/A	96.2%	94.4%	93.5%
% of Patients satisfied with the time they had to wait for an appointment	2	2	N/A	91.7%	88.1%	87.4%

\* This is based on patients treated on this contract for their most recent course of treatment. Figures in italics indicate the base number of FP17s or Patient Questionnaire responses are less than 100. N/A is shown where the base number of responses is less than 10 during the period. % is calculated as Quantity/Base number\*100

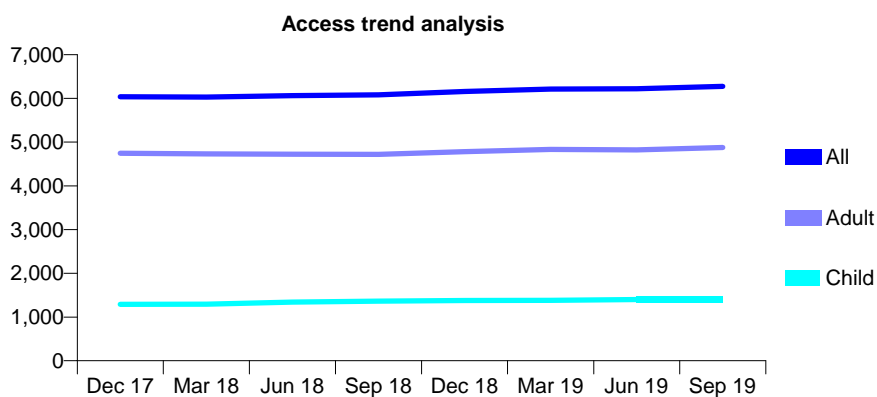
## Q49 - Vital Signs At a Glance Contract Report for 230618/0001 - September 2019

Name or company name	Grangetown Family Dental Health
Contract type name	GDS Contract
Purpose of contract	General
Contract start date	01/04/2006
Contract end date	

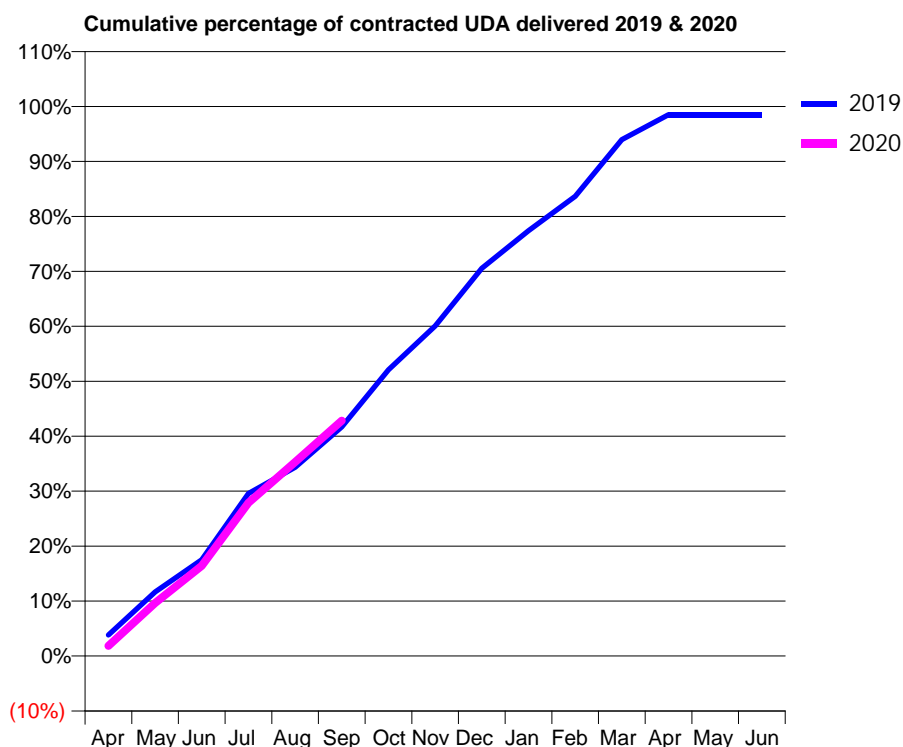
19/20 Contracted general activity (UDA)	20,660
Carry forward general activity (UDA)	307
19/20 Contracted orthodontic activity (UOA)	0
Carry forward orthodontic activity (UOA)	0
Baseline contract value	£559,966.95

### ACCESS\*

Patients seen in 24 months	Total	Change since previous quarter
Quarter ending September 2018	6,080	
Quarter ending December 2018	6,159	→
Quarter ending March 2019	6,216	→
Quarter ending June 2019	6,220	→
Quarter ending September 2019	6,277	→
<b>Variance since September 2018</b>	<b>3.2%</b>	<b>↑</b>



### ACTIVITY



Month	Adjusted Scheduled Activity (UDA)	
	2019	2020
April	791	383
May	2,407	2,000
June	3,616	3,392
July	6,110	5,762
August	7,096	7,297
September	8,616	8,847
October	10,760	
November	12,412	
December	14,576	
January	15,992	
February	17,283	
March	19,413	
April	20,352	
May	20,353	
June	20,353	

### QUALITY

	Quantity	Base Number	Contract	AT	Region	England
% of FP17s for the same patient ID Re-attending within 3 months - Children	79	1,162	6.8%	10.2%	12.1%	11.5%
% of FP17s for the same patient ID Re-attending within 3 months - Adults	546	4,139	13.2%	14.1%	15.6%	15.4%
% of FP17s for the same patient ID Re-attending between 3 & 9 months - Children	792	1,162	68.2%	58.0%	61.2%	59.7%
% of FP17s for the same patient ID Re-attending between 3 & 9 months - Adults	2,695	4,139	65.1%	53.2%	54.3%	51.7%
% of FP17s for Band 1 Urgent Courses	280	4,838	5.8%	8.4%	9.1%	9.2%
% of FP17s Relating to Free Repair or Replacements	27	4,838	0.6%	1.1%	0.9%	0.7%
% of FP17s Relating to Continuations	91	4,838	1.9%	1.2%	1.0%	0.8%
% of Patients satisfied with the dentistry they have received	2	2	N/A	96.2%	94.4%	93.5%
% of Patients satisfied with the time they had to wait for an appointment	2	2	N/A	91.7%	88.1%	87.4%

\* This is based on patients treated on this contract for their most recent course of treatment. Figures in italics indicate the base number of FP17s or Patient Questionnaire responses are less than 100. N/A is shown where the base number of responses is less than 10 during the period. % is calculated as Quantity/Base number\*100

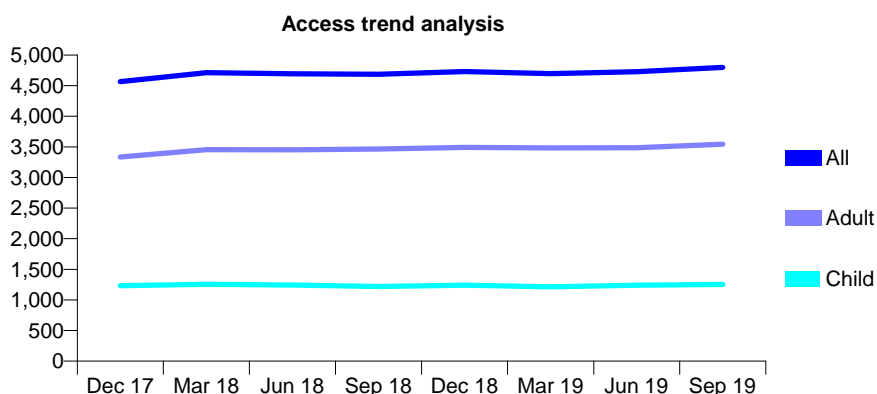
## Q49 - Vital Signs At a Glance Contract Report for 232750/0002 - September 2019

Name or company name	Mr Ridgway and Mr Pearey
Contract type name	GDS Contract
Purpose of contract	General
Contract start date	01/09/2011
Contract end date	

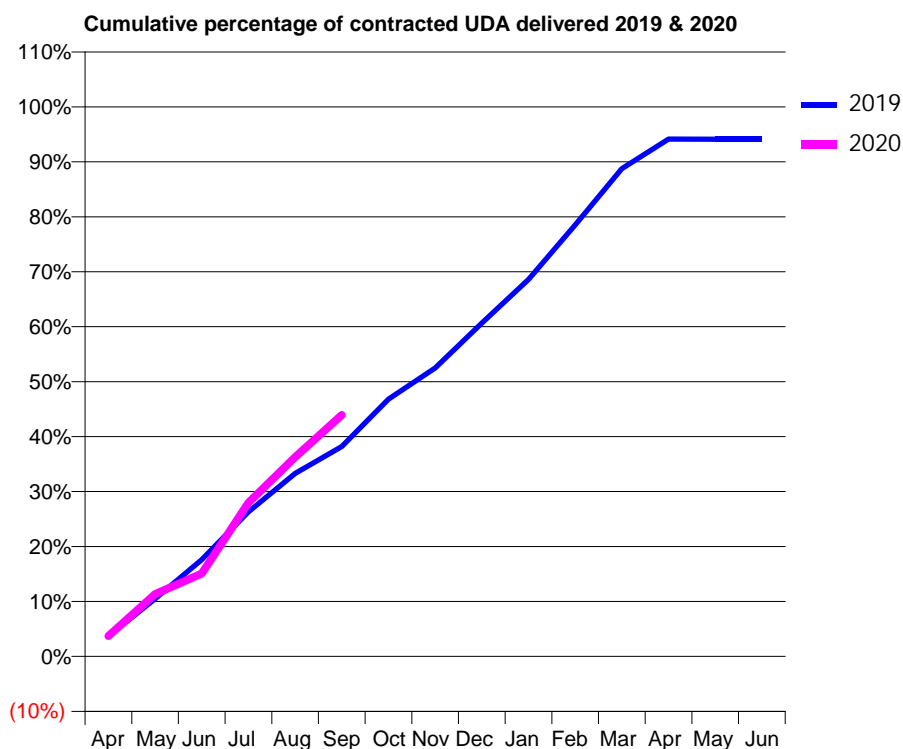
19/20 Contracted general activity (UDA)	16,393
Carry forward general activity (UDA)	0
19/20 Contracted orthodontic activity (UOA)	0
Carry forward orthodontic activity (UOA)	0
Baseline contract value	£442,075.54

### ACCESS\*

Patients seen in 24 months	Total	Change since previous quarter
Quarter ending September 2018	4,686	
Quarter ending December 2018	4,732	→
Quarter ending March 2019	4,696	→
Quarter ending June 2019	4,728	→
Quarter ending September 2019	4,798	→
<b>Variance since September 2018</b>	<b>2.4%</b>	<b>↑</b>



### ACTIVITY



Month	2019	2020
April	603	609
May	1,719	1,861
June	2,888	2,474
July	4,313	4,585
August	5,460	5,946
September	6,262	7,204
October	7,677	
November	8,607	
December	9,943	
January	11,243	
February	12,875	
March	14,551	
April	15,434	
May	15,426	
June	15,426	

### QUALITY

	Quantity	Base Number	Contract	AT	Region	England
% of FP17s for the same patient ID Re-attending within 3 months - Children	72	724	9.9%	10.2%	12.1%	11.5%
% of FP17s for the same patient ID Re-attending within 3 months - Adults	416	2,123	19.6%	14.1%	15.6%	15.4%
% of FP17s for the same patient ID Re-attending between 3 & 9 months - Children	250	724	34.5%	58.0%	61.2%	59.7%
% of FP17s for the same patient ID Re-attending between 3 & 9 months - Adults	884	2,123	41.6%	53.2%	54.3%	51.7%
% of FP17s for Band 1 Urgent Courses	184	2,600	7.1%	8.4%	9.1%	9.2%
% of FP17s Relating to Free Repair or Replacements	74	2,600	2.8%	1.1%	0.9%	0.7%
% of FP17s Relating to Continuations	26	2,600	1.0%	1.2%	1.0%	0.8%
% of Patients satisfied with the dentistry they have received	4	4	N/A	96.2%	94.4%	93.5%
% of Patients satisfied with the time they had to wait for an appointment	4	4	N/A	91.7%	88.1%	87.4%

\* This is based on patients treated on this contract for their most recent course of treatment. Figures in italics indicate the base number of FP17s or Patient Questionnaire responses are less than 100. N/A is shown where the base number of responses is less than 10 during the period. % is calculated as Quantity/Base number\*100

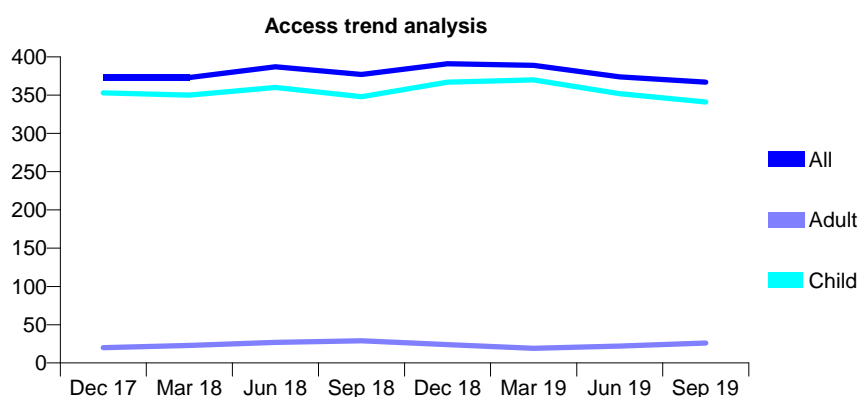
## Q49 - Vital Signs At a Glance Contract Report for 233099/0001 - September 2019

Name or company name	MR AW LEYS
Contract type name	GDS Contract
Purpose of contract	General
Contract start date	01/04/2006
Contract end date	

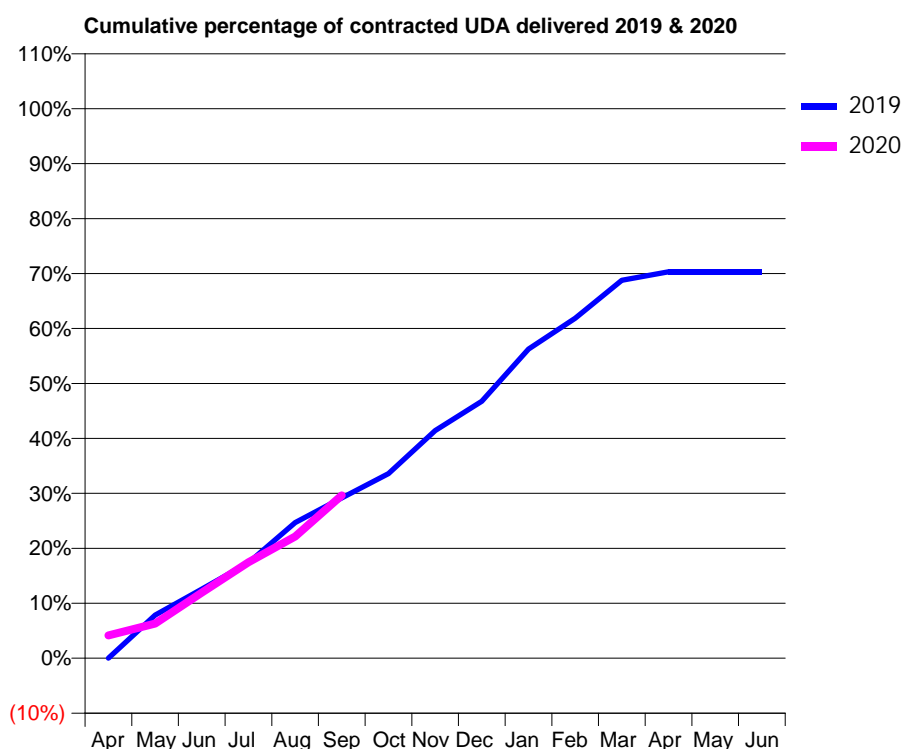
19/20 Contracted general activity (UDA)	1,034
Carry forward general activity (UDA)	0
19/20 Contracted orthodontic activity (UOA)	0
Carry forward orthodontic activity (UOA)	0
Baseline contract value	£24,541.11

### ACCESS\*

Patients seen in 24 months	Total	Change since previous quarter
Quarter ending September 2018	377	
Quarter ending December 2018	391	↑
Quarter ending March 2019	389	→
Quarter ending June 2019	374	↓
Quarter ending September 2019	367	↓
<b>Variance since September 2018</b>	<b>(2.7%)</b>	<b>↓</b>



### ACTIVITY



Month	2019	2020
April	0	43
May	81	65
June	130	123
July	180	181
August	255	229
September	301	306
October	347	
November	428	
December	483	
January	582	
February	640	
March	711	
April	727	
May	727	
June	727	

### QUALITY

	Quantity	Base Number	Contract	AT	Region	England
% of FP17s for the same patient ID Re-attending within 3 months - Children	26	241	10.8%	10.2%	12.1%	11.5%
% of FP17s for the same patient ID Re-attending within 3 months - Adults	0	0	N/A	14.1%	15.6%	15.4%
% of FP17s for the same patient ID Re-attending between 3 & 9 months - Children	144	241	59.8%	58.0%	61.2%	59.7%
% of FP17s for the same patient ID Re-attending between 3 & 9 months - Adults	0	0	N/A	53.2%	54.3%	51.7%
% of FP17s for Band 1 Urgent Courses	7	236	3.0%	8.4%	9.1%	9.2%
% of FP17s Relating to Free Repair or Replacements	0	236	0.0%	1.1%	0.9%	0.7%
% of FP17s Relating to Continuations	0	236	0.0%	1.2%	1.0%	0.8%
% of Patients satisfied with the dentistry they have received	0	0	N/A	96.2%	94.4%	93.5%
% of Patients satisfied with the time they had to wait for an appointment	0	0	N/A	91.7%	88.1%	87.4%

\* This is based on patients treated on this contract for their most recent course of treatment.

Figures in italics indicate the base number of FP17s or Patient Questionnaire responses are less than 100. N/A is shown where the base number of responses is less than 10 during the period. % is calculated as Quantity/Base number\*100

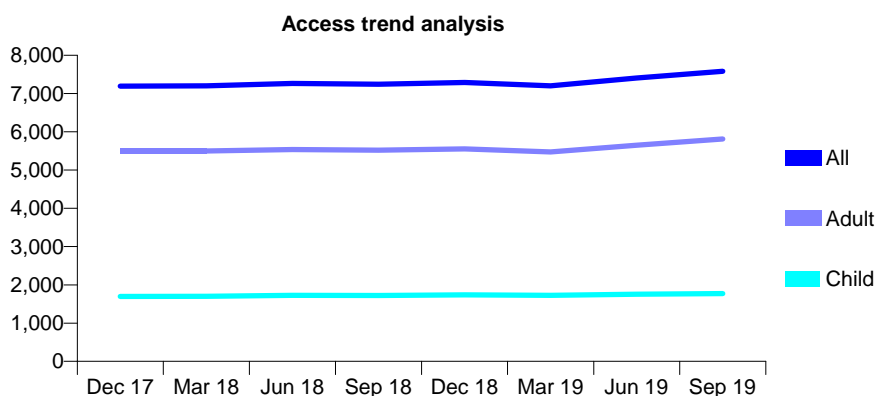
## Q49 - Vital Signs At a Glance Contract Report for 235296/0001 - September 2019

Name or company name	MR RK SAJJANHAR
Contract type name	GDS Contract
Purpose of contract	General
Contract start date	01/04/2006
Contract end date	

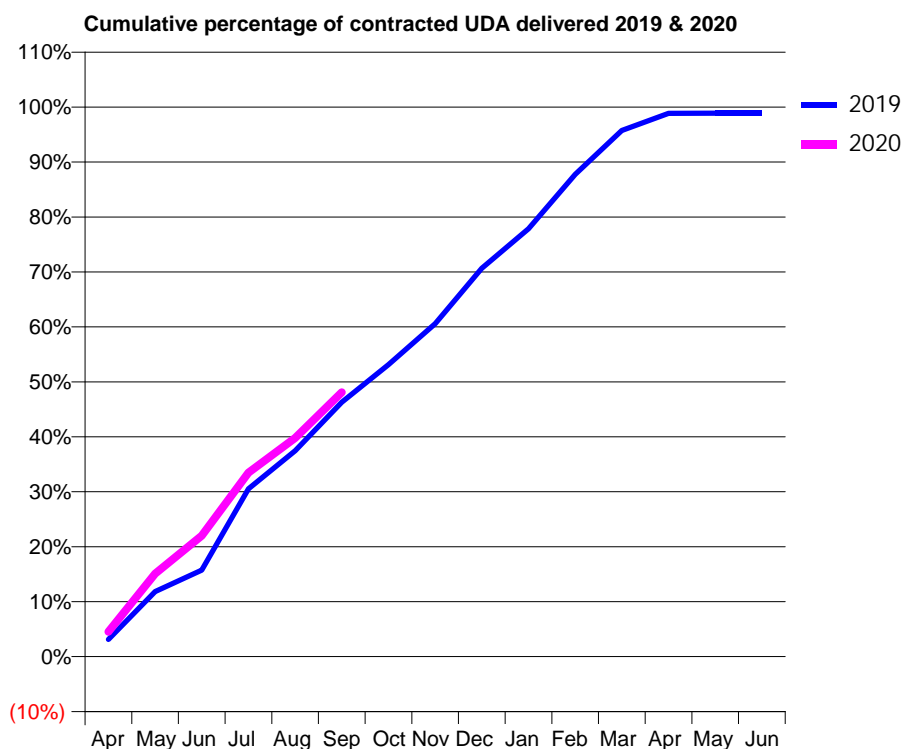
19/20 Contracted general activity (UDA)	21,582
Carry forward general activity (UDA)	240
19/20 Contracted orthodontic activity (UOA)	0
Carry forward orthodontic activity (UOA)	0
Baseline contract value	£682,756.50

### ACCESS\*

Patients seen in 24 months	Total	Change since previous quarter
Quarter ending September 2018	7,241	
Quarter ending December 2018	7,289	→
Quarter ending March 2019	7,201	↓
Quarter ending June 2019	7,404	↑
Quarter ending September 2019	7,585	↑
<b>Variance since September 2018</b>	<b>4.8%</b>	<b>↑</b>



### ACTIVITY



Month	Adjusted Scheduled Activity (UDA)	
	2019	2020
April	677	977
May	2,558	3,262
June	3,399	4,749
July	6,593	7,227
August	8,085	8,590
September	9,990	10,380
October	11,468	
November	13,075	
December	15,247	
January	16,806	
February	18,942	
March	20,666	
April	21,334	
May	21,340	
June	21,341	

### QUALITY

	Quantity	Base Number	Contract	AT	Region	England
% of FP17s for the same patient ID Re-attending within 3 months - Children	110	1,531	7.2%	10.2%	12.1%	11.5%
% of FP17s for the same patient ID Re-attending within 3 months - Adults	639	4,371	14.6%	14.1%	15.6%	15.4%
% of FP17s for the same patient ID Re-attending between 3 & 9 months - Children	974	1,531	63.6%	58.0%	61.2%	59.7%
% of FP17s for the same patient ID Re-attending between 3 & 9 months - Adults	2,377	4,371	54.4%	53.2%	54.3%	51.7%
% of FP17s for Band 1 Urgent Courses	367	5,587	6.6%	8.4%	9.1%	9.2%
% of FP17s Relating to Free Repair or Replacements	118	5,587	2.1%	1.1%	0.9%	0.7%
% of FP17s Relating to Continuations	45	5,587	0.8%	1.2%	1.0%	0.8%
% of Patients satisfied with the dentistry they have received	2	3	N/A	96.2%	94.4%	93.5%
% of Patients satisfied with the time they had to wait for an appointment	2	3	N/A	91.7%	88.1%	87.4%

\* This is based on patients treated on this contract for their most recent course of treatment. Figures in italics indicate the base number of FP17s or Patient Questionnaire responses are less than 100. N/A is shown where the base number of responses is less than 10 during the period. % is calculated as Quantity/Base number\*100

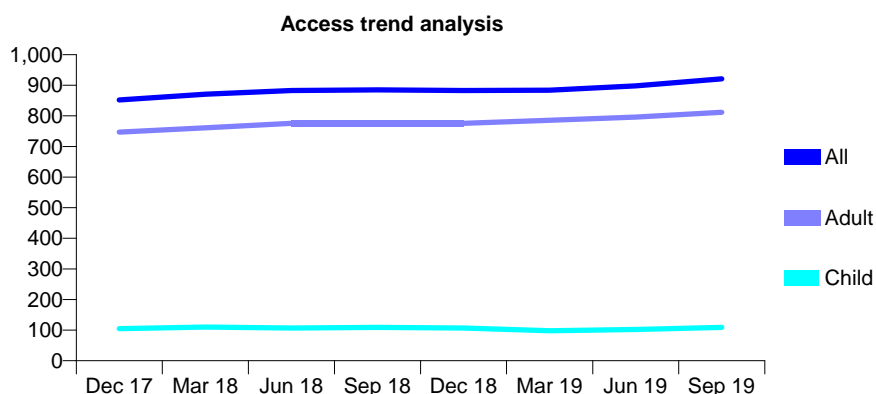
## Q49 - Vital Signs At a Glance Contract Report for 237728/0001 - September 2019

Name or company name	MISS SL GOODMAN
Contract type name	GDS Contract
Purpose of contract	General
Contract start date	01/04/2006
Contract end date	

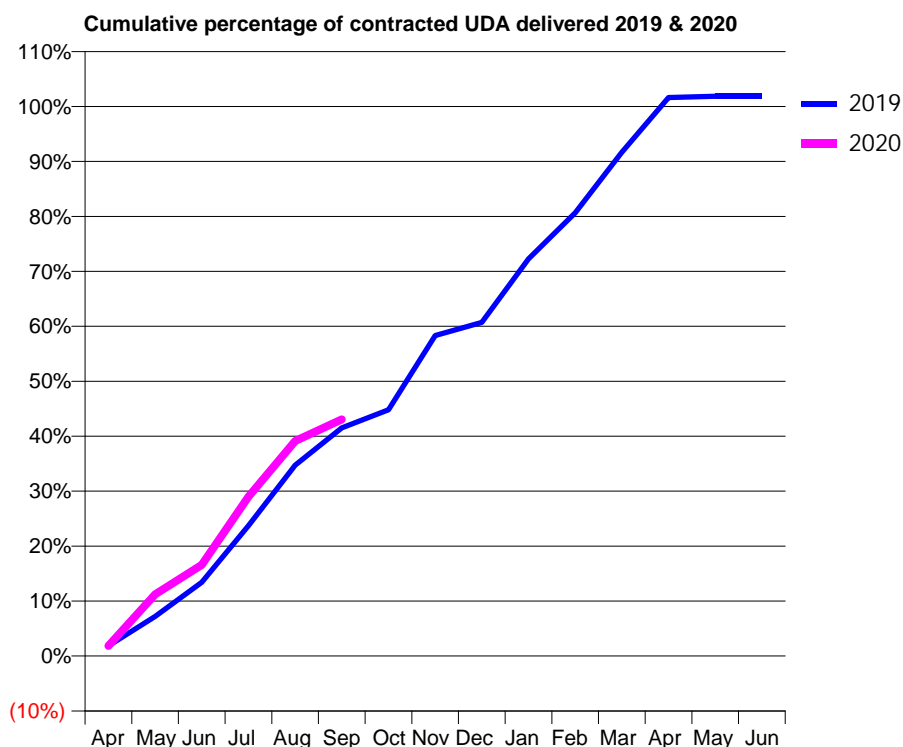
19/20 Contracted general activity (UDA)	2,425
Carry forward general activity (UDA)	-45
19/20 Contracted orthodontic activity (UOA)	0
Carry forward orthodontic activity (UOA)	0
Baseline contract value	£66,876.57

### ACCESS\*

Patients seen in 24 months	Total	Change since previous quarter
Quarter ending September 2018	885	
Quarter ending December 2018	883	→
Quarter ending March 2019	884	→
Quarter ending June 2019	898	→
Quarter ending September 2019	921	↑
<b>Variance since September 2018</b>	<b>4.1%</b>	<b>↑</b>



### ACTIVITY



Month	Adjusted Scheduled Activity (UDA)	
	2019	2020
April	45	45
May	175	272
June	325	402
July	575	703
August	842	949
September	1,007	1,044
October	1,087	
November	1,415	
December	1,472	
January	1,752	
February	1,956	
March	2,223	
April	2,464	
May	2,470	
June	2,470	

### QUALITY

	Quantity	Base Number	Contract	AT	Region	England
% of FP17s for the same patient ID Re-attending within 3 months - Children	1	59	1.7%	10.2%	12.1%	11.5%
% of FP17s for the same patient ID Re-attending within 3 months - Adults	57	465	12.3%	14.1%	15.6%	15.4%
% of FP17s for the same patient ID Re-attending between 3 & 9 months - Children	26	59	44.1%	58.0%	61.2%	59.7%
% of FP17s for the same patient ID Re-attending between 3 & 9 months - Adults	203	465	43.7%	53.2%	54.3%	51.7%
% of FP17s for Band 1 Urgent Courses	32	445	7.2%	8.4%	9.1%	9.2%
% of FP17s Relating to Free Repair or Replacements	3	445	0.7%	1.1%	0.9%	0.7%
% of FP17s Relating to Continuations	6	445	1.3%	1.2%	1.0%	0.8%
% of Patients satisfied with the dentistry they have received	1	1	N/A	96.2%	94.4%	93.5%
% of Patients satisfied with the time they had to wait for an appointment	1	1	N/A	91.7%	88.1%	87.4%

\* This is based on patients treated on this contract for their most recent course of treatment. Figures in italics indicate the base number of FP17s or Patient Questionnaire responses are less than 100. N/A is shown where the base number of responses is less than 10 during the period. % is calculated as Quantity/Base number\*100

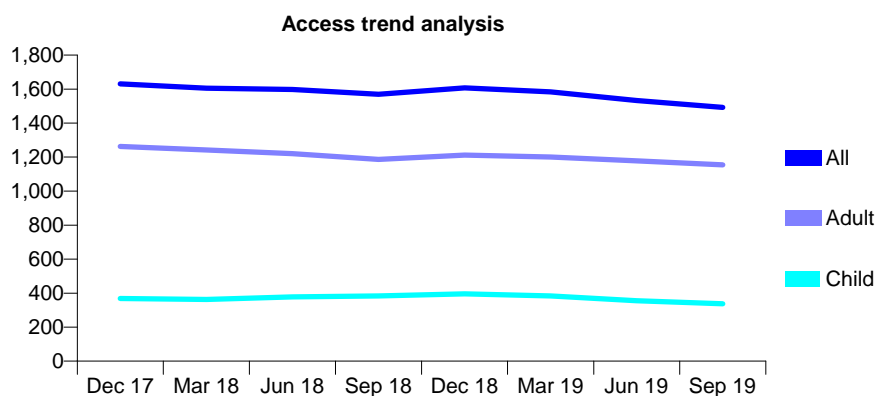
## Q49 - Vital Signs At a Glance Contract Report for 243469/0002 - September 2019

Name or company name	MR PP NANA
Contract type name	GDS Contract
Purpose of contract	General
Contract start date	24/02/2014
Contract end date	

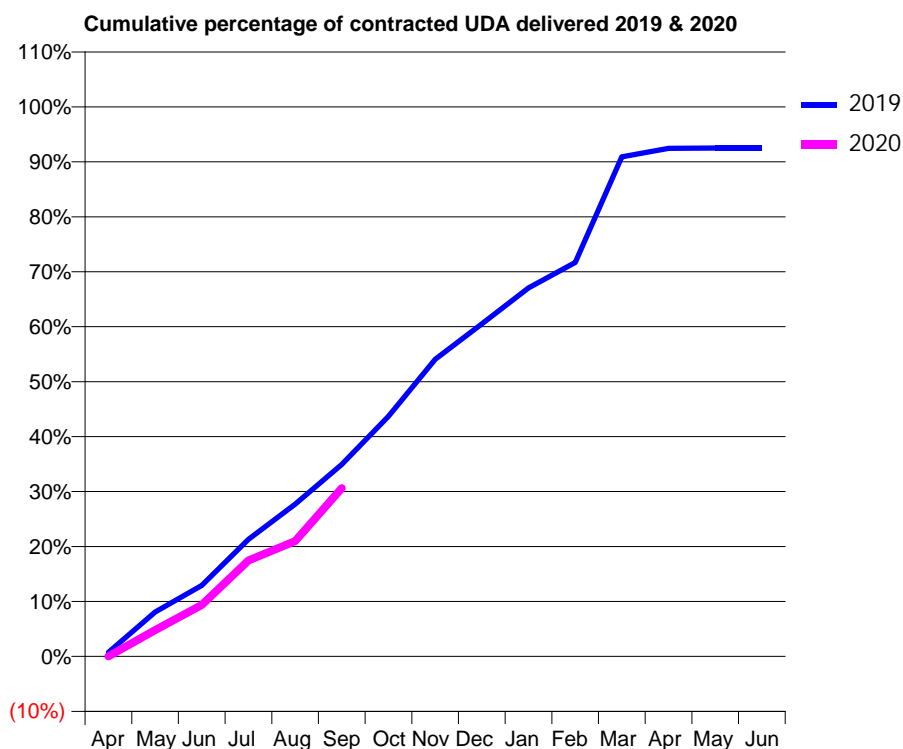
19/20 Contracted general activity (UDA)	7,000
Carry forward general activity (UDA)	0
19/20 Contracted orthodontic activity (UOA)	0
Carry forward orthodontic activity (UOA)	0
Baseline contract value	£204,127.87

### ACCESS\*

Patients seen in 24 months	Total	Change since previous quarter
Quarter ending September 2018	1,569	
Quarter ending December 2018	1,607	↑
Quarter ending March 2019	1,584	↓
Quarter ending June 2019	1,533	↓
Quarter ending September 2019	1,492	↓
<b>Variance since September 2018</b>	<b>(4.9%)</b>	<b>↓</b>



### ACTIVITY



Month	2019	2020
April	52	0
May	567	335
June	904	657
July	1,491	1,223
August	1,941	1,468
September	2,445	2,144
October	3,058	
November	3,785	
December	4,236	
January	4,694	
February	5,017	
March	6,363	
April	6,471	
May	6,477	
June	6,477	

### QUALITY

	Quantity	Base Number	Contract	AT	Region	England
% of FP17s for the same patient ID Re-attending within 3 months - Children	11	166	6.6%	10.2%	12.1%	11.5%
% of FP17s for the same patient ID Re-attending within 3 months - Adults	54	590	9.2%	14.1%	15.6%	15.4%
% of FP17s for the same patient ID Re-attending between 3 & 9 months - Children	79	166	47.6%	58.0%	61.2%	59.7%
% of FP17s for the same patient ID Re-attending between 3 & 9 months - Adults	322	590	54.6%	53.2%	54.3%	51.7%
% of FP17s for Band 1 Urgent Courses	0	705	0.0%	8.4%	9.1%	9.2%
% of FP17s Relating to Free Repair or Replacements	0	705	0.0%	1.1%	0.9%	0.7%
% of FP17s Relating to Continuations	17	705	2.4%	1.2%	1.0%	0.8%
% of Patients satisfied with the dentistry they have received	2	2	N/A	96.2%	94.4%	93.5%
% of Patients satisfied with the time they had to wait for an appointment	2	2	N/A	91.7%	88.1%	87.4%

\* This is based on patients treated on this contract for their most recent course of treatment. Figures in italics indicate the base number of FP17s or Patient Questionnaire responses are less than 100. N/A is shown where the base number of responses is less than 10 during the period. % is calculated as Quantity/Base number\*100

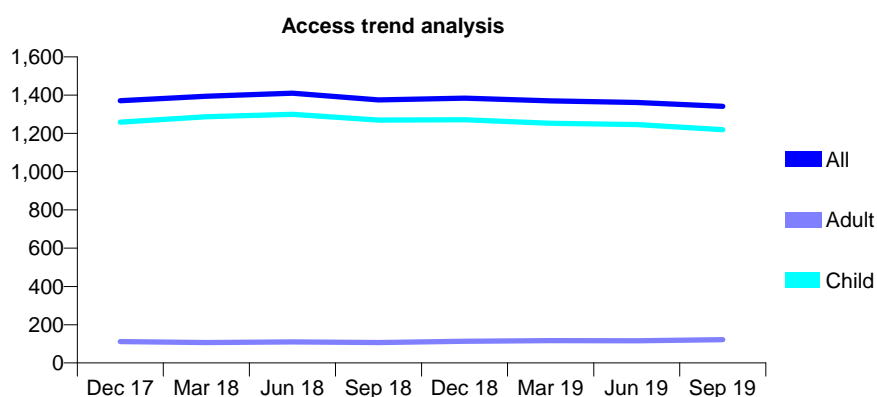
## Q49 - Vital Signs At a Glance Contract Report for 245380/0001 - September 2019

Name or company name	MR JI SPEDDING
Contract type name	GDS Contract
Purpose of contract	General and Orthodontic
Contract start date	01/04/2006
Contract end date	

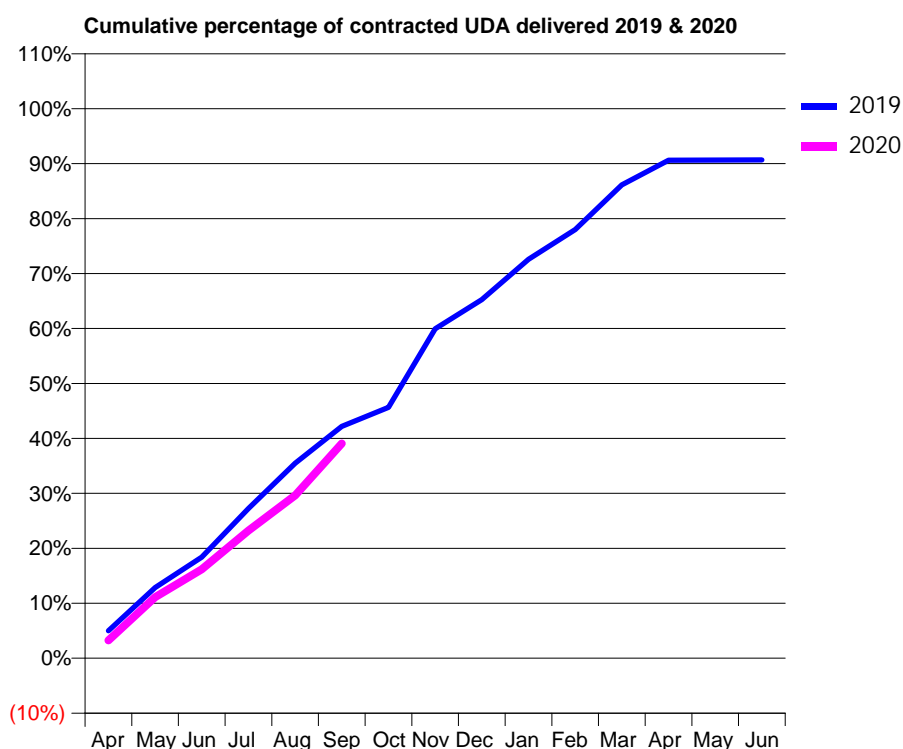
19/20 Contracted general activity (UDA)	3,500
Carry forward general activity (UDA)	0
19/20 Contracted orthodontic activity (UOA)	176
Carry forward orthodontic activity (UOA)	0
Baseline contract value	£90,087.20

### ACCESS\*

Patients seen in 24 months	Total	Change since previous quarter
Quarter ending September 2018	1,375	
Quarter ending December 2018	1,384	→
Quarter ending March 2019	1,370	↓
Quarter ending June 2019	1,362	→
Quarter ending September 2019	1,342	↓
<b>Variance since September 2018</b>	<b>(2.4%)</b>	<b>↓</b>



### ACTIVITY



Month	2019	2020
April	176	114
May	451	389
June	643	566
July	953	814
August	1,242	1,037
September	1,477	1,367
October	1,598	
November	2,099	
December	2,283	
January	2,541	
February	2,730	
March	3,015	
April	3,171	
May	3,172	
June	3,173	

### QUALITY

	Quantity	Base Number	Contract	AT	Region	England
% of FP17s for the same patient ID Re-attending within 3 months - Children	46	1,187	3.9%	10.2%	12.1%	11.5%
% of FP17s for the same patient ID Re-attending within 3 months - Adults	0	0	N/A	14.1%	15.6%	15.4%
% of FP17s for the same patient ID Re-attending between 3 & 9 months - Children	984	1,187	82.9%	58.0%	61.2%	59.7%
% of FP17s for the same patient ID Re-attending between 3 & 9 months - Adults	0	0	N/A	53.2%	54.3%	51.7%
% of FP17s for Band 1 Urgent Courses	24	1,062	2.3%	8.4%	9.1%	9.2%
% of FP17s Relating to Free Repair or Replacements	0	1,062	0.0%	1.1%	0.9%	0.7%
% of FP17s Relating to Continuations	0	1,062	0.0%	1.2%	1.0%	0.8%
% of Patients satisfied with the dentistry they have received	0	0	N/A	96.2%	94.4%	93.5%
% of Patients satisfied with the time they had to wait for an appointment	0	0	N/A	91.7%	88.1%	87.4%

\* This is based on patients treated on this contract for their most recent course of treatment.

Figures in italics indicate the base number of FP17s or Patient Questionnaire responses are less than 100. N/A is shown where the base number of responses is less than 10 during the period. % is calculated as Quantity/Base number\*100



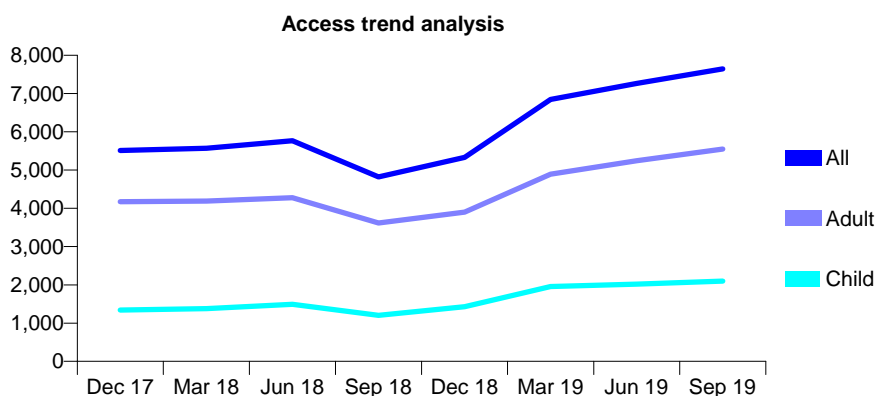
## Q49 - Vital Signs At a Glance Contract Report for 275786/0005 - September 2019

Name or company name	MR MA QURASHI
Contract type name	GDS Contract
Purpose of contract	General
Contract start date	01/11/2010
Contract end date	

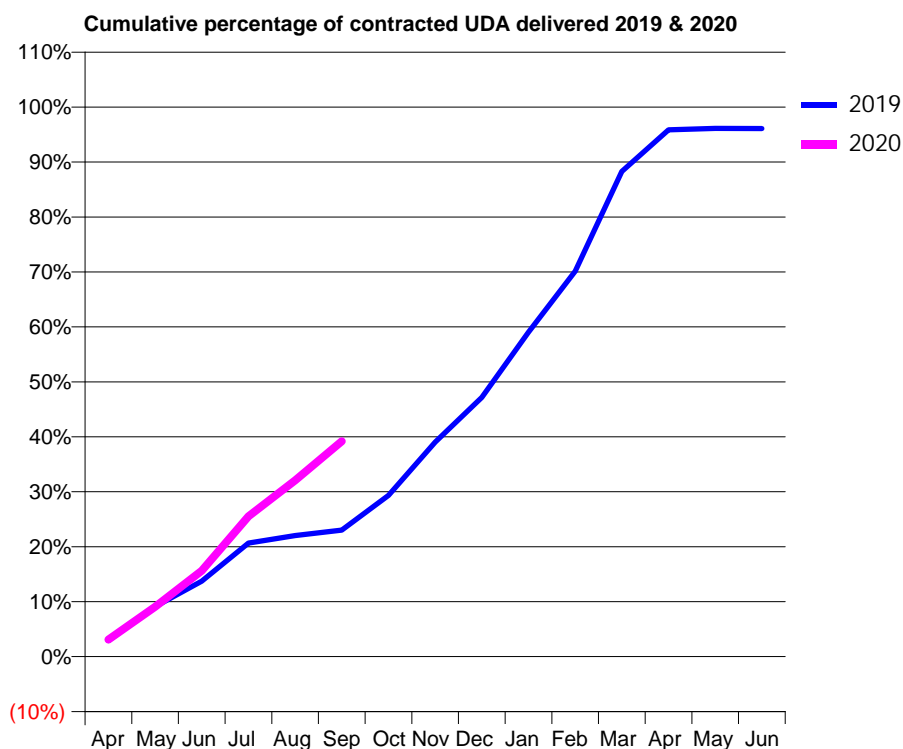
19/20 Contracted general activity (UDA)	32,000
Carry forward general activity (UDA)	0
19/20 Contracted orthodontic activity (UOA)	0
Carry forward orthodontic activity (UOA)	0
Baseline contract value	£729,442.91

### ACCESS\*

Patients seen in 24 months	Total	Change since previous quarter
Quarter ending September 2018	4,822	
Quarter ending December 2018	5,332	↑
Quarter ending March 2019	6,844	↑
Quarter ending June 2019	7,263	↑
Quarter ending September 2019	7,645	↑
<b>Variance since September 2018</b>	<b>58.5%</b>	<b>↑</b>



### ACTIVITY



Month	Adjusted Scheduled Activity (UDA)	
	2019	2020
April	707	998
May	2,201	2,910
June	3,307	5,007
July	4,985	8,164
August	5,318	10,272
September	5,549	12,534
October	7,079	
November	9,417	
December	11,375	
January	14,242	
February	16,917	
March	21,291	
April	23,117	
May	23,180	
June	23,177	

### QUALITY

	Quantity	Base Number	Contract	AT	Region	England
% of FP17s for the same patient ID Re-attending within 3 months - Children	98	1,568	6.3%	10.2%	12.1%	11.5%
% of FP17s for the same patient ID Re-attending within 3 months - Adults	534	4,019	13.3%	14.1%	15.6%	15.4%
% of FP17s for the same patient ID Re-attending between 3 & 9 months - Children	937	1,568	59.8%	58.0%	61.2%	59.7%
% of FP17s for the same patient ID Re-attending between 3 & 9 months - Adults	1,920	4,019	47.8%	53.2%	54.3%	51.7%
% of FP17s for Band 1 Urgent Courses	533	4,993	10.7%	8.4%	9.1%	9.2%
% of FP17s Relating to Free Repair or Replacements	36	4,993	0.7%	1.1%	0.9%	0.7%
% of FP17s Relating to Continuations	17	4,993	0.3%	1.2%	1.0%	0.8%
% of Patients satisfied with the dentistry they have received	1	1	N/A	96.2%	94.4%	93.5%
% of Patients satisfied with the time they had to wait for an appointment	1	1	N/A	91.7%	88.1%	87.4%

\* This is based on patients treated on this contract for their most recent course of treatment. Figures in italics indicate the base number of FP17s or Patient Questionnaire responses are less than 100. N/A is shown where the base number of responses is less than 10 during the period. % is calculated as Quantity/Base number\*100

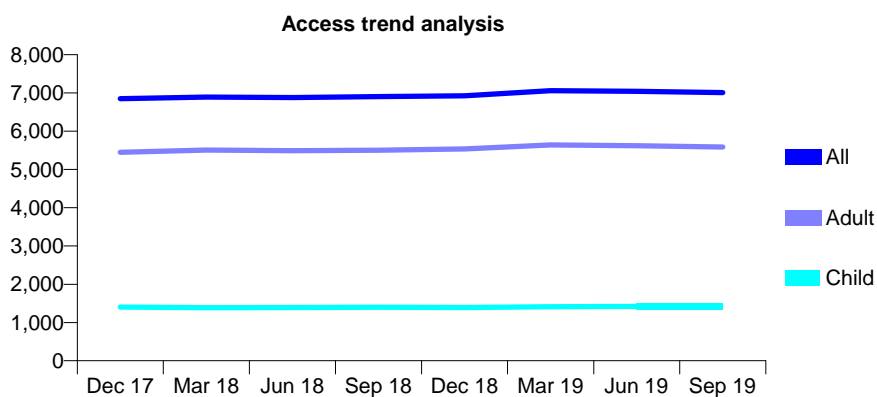
## Q49 - Vital Signs At a Glance Contract Report for 303194/0003 - September 2019

Name or company name	MR AA WAUGH
Contract type name	GDS Contract
Purpose of contract	General
Contract start date	01/06/2014
Contract end date	

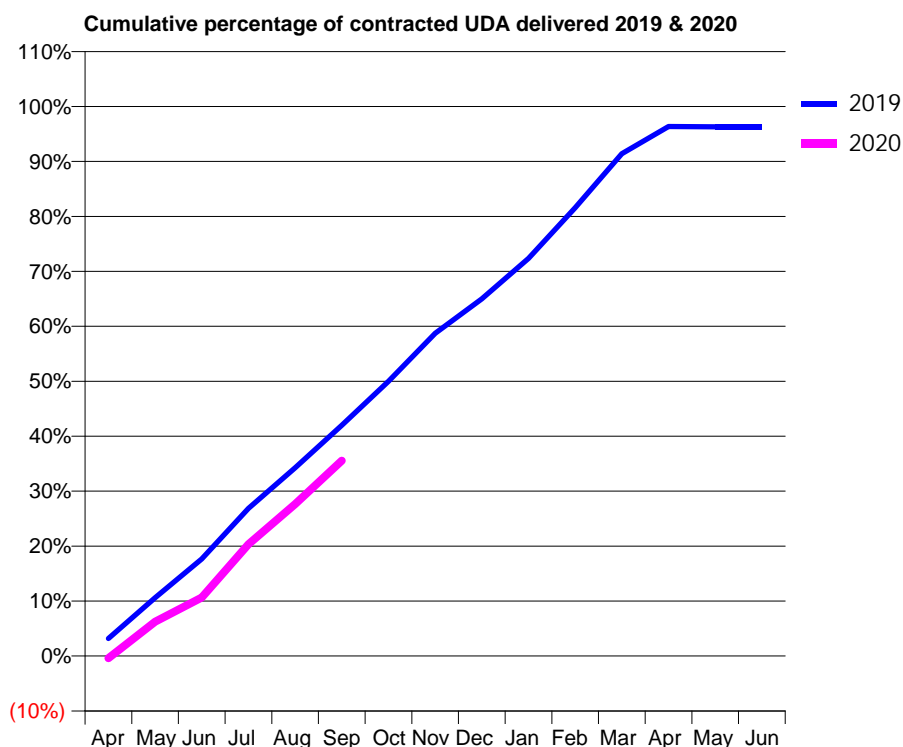
19/20 Contracted general activity (UDA)	20,525
Carry forward general activity (UDA)	760
19/20 Contracted orthodontic activity (UOA)	0
Carry forward orthodontic activity (UOA)	0
Baseline contract value	£466,832.81

### ACCESS\*

Patients seen in 24 months	Total	Change since previous quarter
Quarter ending September 2018	6,902	
Quarter ending December 2018	6,926	→
Quarter ending March 2019	7,057	→
Quarter ending June 2019	7,043	→
Quarter ending September 2019	7,008	→
<b>Variance since September 2018</b>	<b>1.5%</b>	<b>→</b>



### ACTIVITY



Month	Adjusted Scheduled Activity (UDA)	
	2019	2020
April	655	-81
May	2,178	1,283
June	3,622	2,183
July	5,514	4,177
August	7,030	5,677
September	8,616	7,294
October	10,265	
November	12,057	
December	13,334	
January	14,852	
February	16,744	
March	18,758	
April	19,775	
May	19,764	
June	19,765	

### QUALITY

	Quantity	Base Number	Contract	AT	Region	England
% of FP17s for the same patient ID Re-attending within 3 months - Children	45	850	5.3%	10.2%	12.1%	11.5%
% of FP17s for the same patient ID Re-attending within 3 months - Adults	273	2,785	9.8%	14.1%	15.6%	15.4%
% of FP17s for the same patient ID Re-attending between 3 & 9 months - Children	440	850	51.8%	58.0%	61.2%	59.7%
% of FP17s for the same patient ID Re-attending between 3 & 9 months - Adults	1,209	2,785	43.4%	53.2%	54.3%	51.7%
% of FP17s for Band 1 Urgent Courses	150	3,278	4.6%	8.4%	9.1%	9.2%
% of FP17s Relating to Free Repair or Replacements	23	3,278	0.7%	1.1%	0.9%	0.7%
% of FP17s Relating to Continuations	56	3,278	1.7%	1.2%	1.0%	0.8%
% of Patients satisfied with the dentistry they have received	2	2	N/A	96.2%	94.4%	93.5%
% of Patients satisfied with the time they had to wait for an appointment	2	2	N/A	91.7%	88.1%	87.4%

\* This is based on patients treated on this contract for their most recent course of treatment. Figures in italics indicate the base number of FP17s or Patient Questionnaire responses are less than 100. N/A is shown where the base number of responses is less than 10 during the period. % is calculated as Quantity/Base number\*100

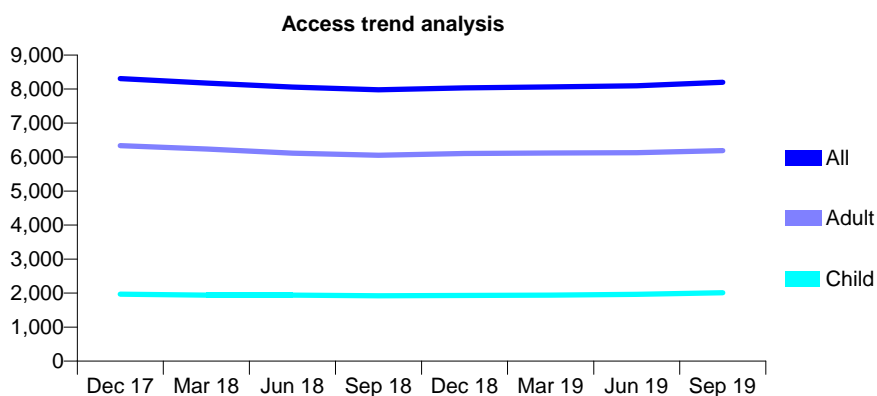
## Q49 - Vital Signs At a Glance Contract Report for 303194/0004 - September 2019

Name or company name	MR AA WAUGH
Contract type name	GDS Contract
Purpose of contract	General
Contract start date	01/06/2014
Contract end date	

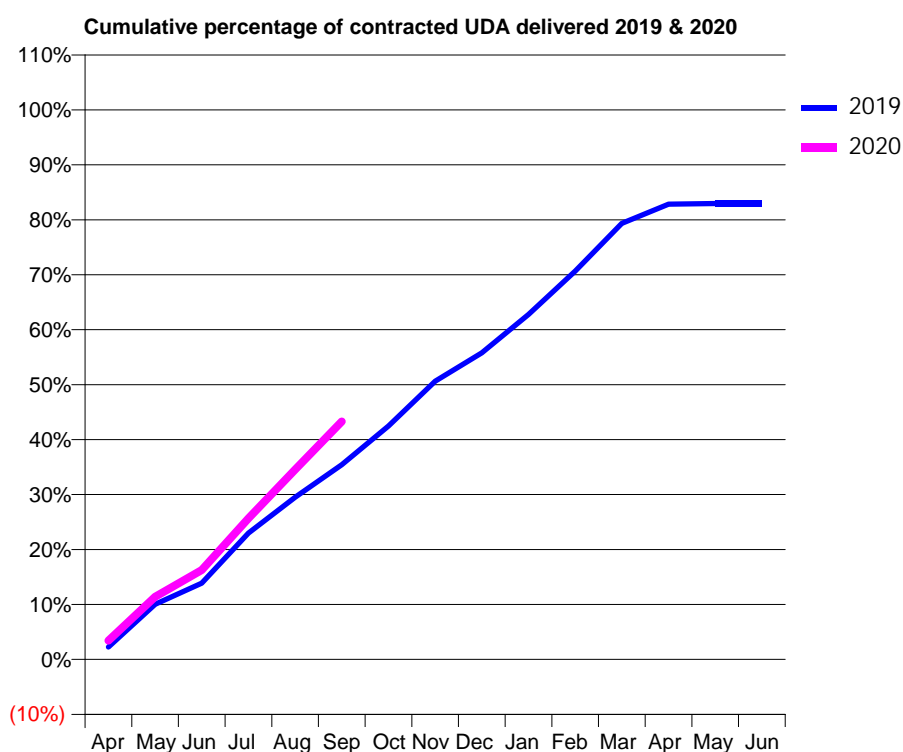
19/20 Contracted general activity (UDA)	26,423
Carry forward general activity (UDA)	0
19/20 Contracted orthodontic activity (UOA)	0
Carry forward orthodontic activity (UOA)	0
Baseline contract value	£651,440.92

### ACCESS\*

Patients seen in 24 months	Total	Change since previous quarter
Quarter ending September 2018	7,977	
Quarter ending December 2018	8,038	→
Quarter ending March 2019	8,063	→
Quarter ending June 2019	8,096	→
Quarter ending September 2019	8,200	→
<b>Variance since September 2018</b>	<b>2.8%</b>	<b>↑</b>



### ACTIVITY



Month	2019	2020
April	597	905
May	2,654	3,011
June	3,668	4,296
July	6,076	6,784
August	7,800	9,127
September	9,361	11,443
October	11,226	
November	13,379	
December	14,740	
January	16,586	
February	18,667	
March	20,962	
April	21,889	
May	21,917	
June	21,917	

### QUALITY

	Quantity	Base Number	Contract	AT	Region	England
% of FP17s for the same patient ID Re-attending within 3 months - Children	75	1,347	5.6%	10.2%	12.1%	11.5%
% of FP17s for the same patient ID Re-attending within 3 months - Adults	349	3,699	9.4%	14.1%	15.6%	15.4%
% of FP17s for the same patient ID Re-attending between 3 & 9 months - Children	710	1,347	52.7%	58.0%	61.2%	59.7%
% of FP17s for the same patient ID Re-attending between 3 & 9 months - Adults	1,887	3,699	51.0%	53.2%	54.3%	51.7%
% of FP17s for Band 1 Urgent Courses	177	4,672	3.8%	8.4%	9.1%	9.2%
% of FP17s Relating to Free Repair or Replacements	13	4,672	0.3%	1.1%	0.9%	0.7%
% of FP17s Relating to Continuations	80	4,672	1.7%	1.2%	1.0%	0.8%
% of Patients satisfied with the dentistry they have received	3	3	N/A	96.2%	94.4%	93.5%
% of Patients satisfied with the time they had to wait for an appointment	3	3	N/A	91.7%	88.1%	87.4%

\* This is based on patients treated on this contract for their most recent course of treatment. Figures in italics indicate the base number of FP17s or Patient Questionnaire responses are less than 100. N/A is shown where the base number of responses is less than 10 during the period. % is calculated as Quantity/Base number\*100

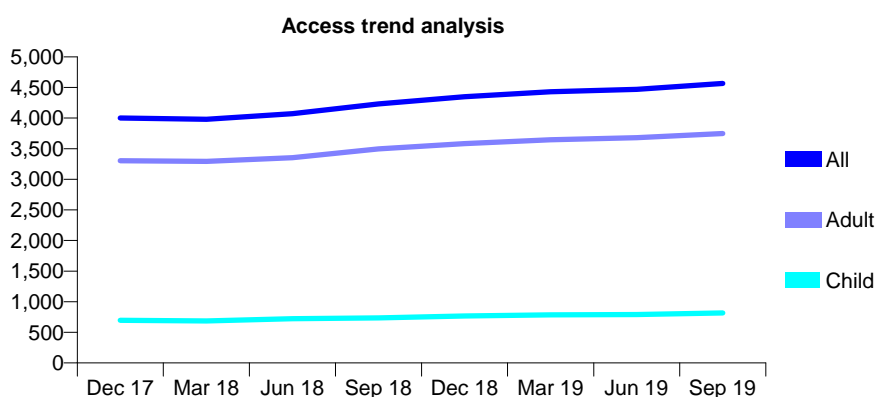
## Q49 - Vital Signs At a Glance Contract Report for 306266/0001 - September 2019

Name or company name	Mr YA Nojib and Mr J Robinson
Contract type name	GDS Contract
Purpose of contract	General
Contract start date	01/04/2006
Contract end date	

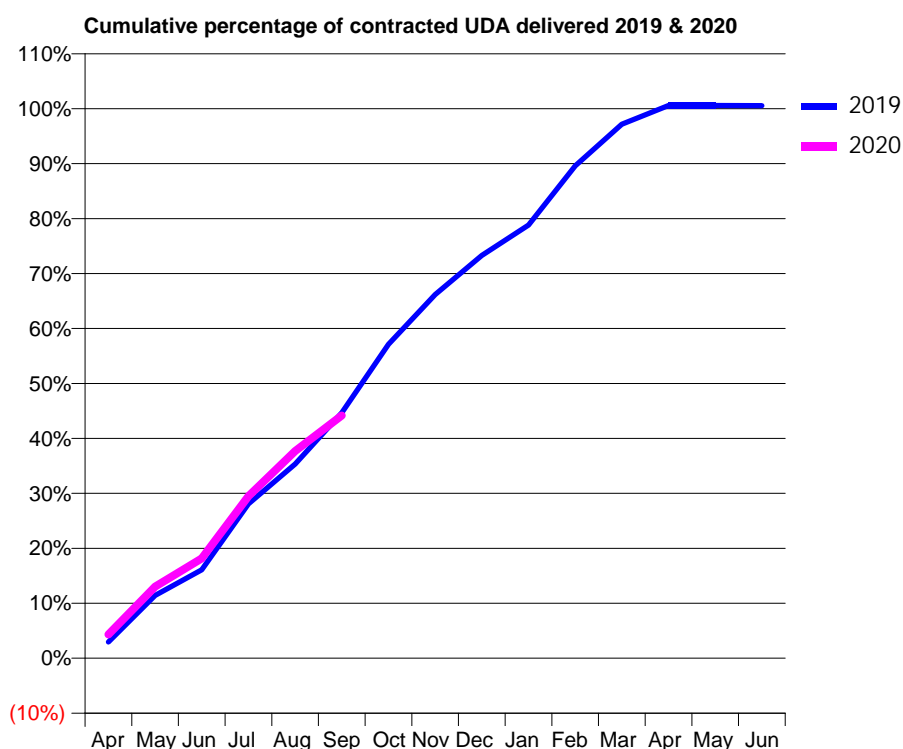
19/20 Contracted general activity (UDA)	10,000
Carry forward general activity (UDA)	-59
19/20 Contracted orthodontic activity (UOA)	0
Carry forward orthodontic activity (UOA)	0
Baseline contract value	£283,541.89

### ACCESS\*

Patients seen in 24 months	Total	Change since previous quarter
Quarter ending September 2018	4,231	
Quarter ending December 2018	4,350	↑
Quarter ending March 2019	4,430	→
Quarter ending June 2019	4,470	→
Quarter ending September 2019	4,566	↑
<b>Variance since September 2018</b>	<b>7.9%</b>	<b>↑</b>



### ACTIVITY



Month	2019	2020
April	319	434
May	1,231	1,304
June	1,731	1,816
July	3,020	2,950
August	3,802	3,770
September	4,803	4,415
October	6,145	
November	7,120	
December	7,880	
January	8,478	
February	9,637	
March	10,449	
April	10,817	
May	10,817	
June	10,814	

### QUALITY

	Quantity	Base Number	Contract	AT	Region	England
% of FP17s for the same patient ID Re-attending within 3 months - Children	18	497	3.6%	10.2%	12.1%	11.5%
% of FP17s for the same patient ID Re-attending within 3 months - Adults	303	2,399	12.6%	14.1%	15.6%	15.4%
% of FP17s for the same patient ID Re-attending between 3 & 9 months - Children	252	497	50.7%	58.0%	61.2%	59.7%
% of FP17s for the same patient ID Re-attending between 3 & 9 months - Adults	1,141	2,399	47.6%	53.2%	54.3%	51.7%
% of FP17s for Band 1 Urgent Courses	273	2,474	11.0%	8.4%	9.1%	9.2%
% of FP17s Relating to Free Repair or Replacements	23	2,474	0.9%	1.1%	0.9%	0.7%
% of FP17s Relating to Continuations	24	2,474	1.0%	1.2%	1.0%	0.8%
% of Patients satisfied with the dentistry they have received	1	1	N/A	96.2%	94.4%	93.5%
% of Patients satisfied with the time they had to wait for an appointment	1	1	N/A	91.7%	88.1%	87.4%

\* This is based on patients treated on this contract for their most recent course of treatment.

Figures in italics indicate the base number of FP17s or Patient Questionnaire responses are less than 100. N/A is shown where the base number of responses is less than 10 during the period. % is calculated as Quantity/Base number\*100

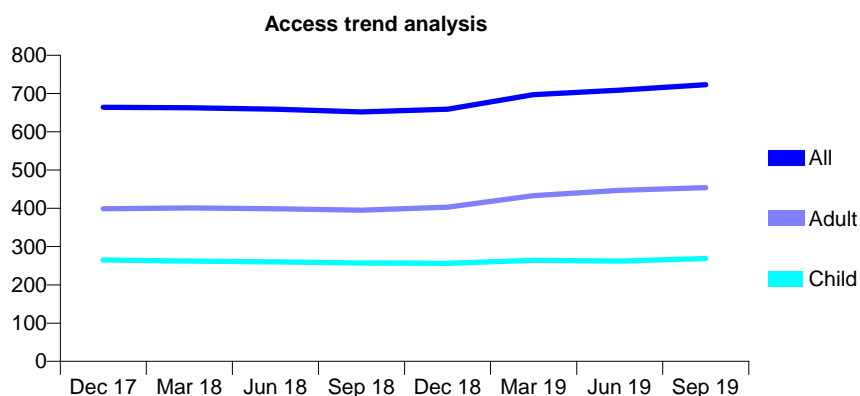
## Q49 - Vital Signs At a Glance Contract Report for 309516/0001 - September 2019

Name or company name	DR ID GRIME
Contract type name	GDS Contract
Purpose of contract	General
Contract start date	01/04/2006
Contract end date	

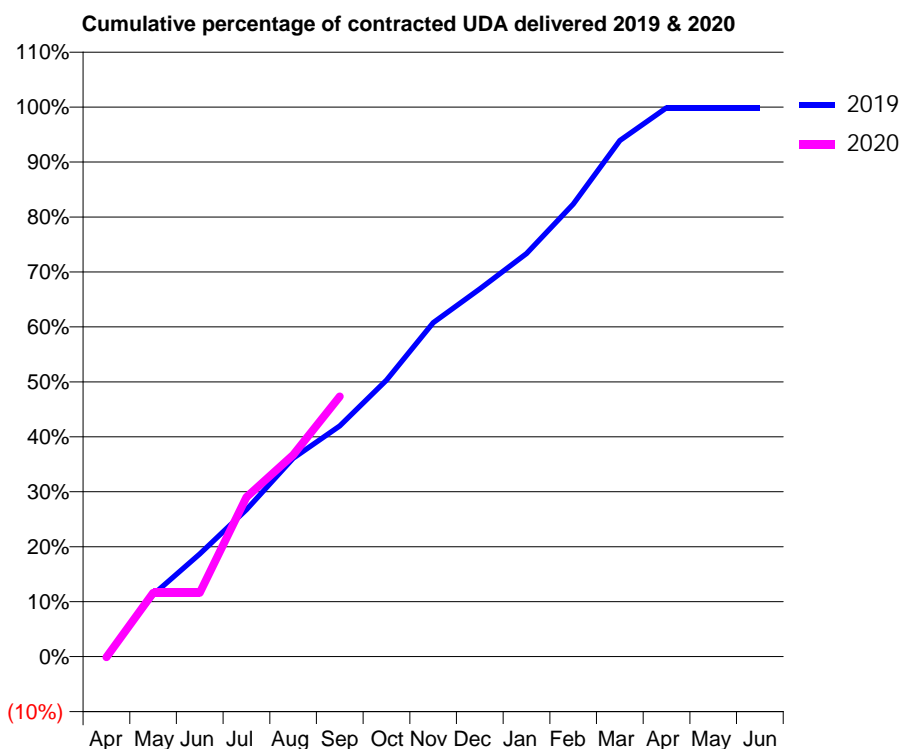
19/20 Contracted general activity (UDA)	1,650
Carry forward general activity (UDA)	2
19/20 Contracted orthodontic activity (UOA)	0
Carry forward orthodontic activity (UOA)	0
Baseline contract value	£43,716.46

### ACCESS\*

Patients seen in 24 months	Total	Change since previous quarter
Quarter ending September 2018	652	
Quarter ending December 2018	659	→
Quarter ending March 2019	697	↑
Quarter ending June 2019	709	→
Quarter ending September 2019	723	→
<b>Variance since September 2018</b>	<b>10.9%</b>	<b>↑</b>



### ACTIVITY



Month	Adjusted Scheduled Activity (UDA)	
	2019	2020
April	0	-2
May	186	192
June	308	192
July	441	479
August	596	606
September	692	781
October	830	
November	1,003	
December	1,104	
January	1,210	
February	1,359	
March	1,549	
April	1,648	
May	1,648	
June	1,648	

### QUALITY

	Quantity	Base Number	Contract	AT	Region	England
% of FP17s for the same patient ID Re-attending within 3 months - Children	9	181	5.0%	10.2%	12.1%	11.5%
% of FP17s for the same patient ID Re-attending within 3 months - Adults	30	332	9.0%	14.1%	15.6%	15.4%
% of FP17s for the same patient ID Re-attending between 3 & 9 months - Children	104	181	57.5%	58.0%	61.2%	59.7%
% of FP17s for the same patient ID Re-attending between 3 & 9 months - Adults	191	332	57.5%	53.2%	54.3%	51.7%
% of FP17s for Band 1 Urgent Courses	20	457	4.4%	8.4%	9.1%	9.2%
% of FP17s Relating to Free Repair or Replacements	1	457	0.2%	1.1%	0.9%	0.7%
% of FP17s Relating to Continuations	3	457	0.7%	1.2%	1.0%	0.8%
% of Patients satisfied with the dentistry they have received	1	1	N/A	96.2%	94.4%	93.5%
% of Patients satisfied with the time they had to wait for an appointment	1	1	N/A	91.7%	88.1%	87.4%

\* This is based on patients treated on this contract for their most recent course of treatment. Figures in italics indicate the base number of FP17s or Patient Questionnaire responses are less than 100. N/A is shown where the base number of responses is less than 10 during the period. % is calculated as Quantity/Base number\*100

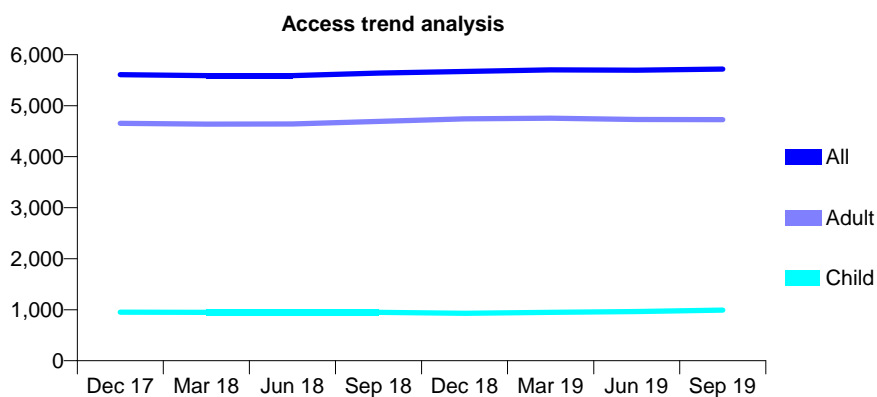
## Q49 - Vital Signs At a Glance Contract Report for 320978/0001 - September 2019

Name or company name	N Suggett and B Suggett
Contract type name	GDS Contract
Purpose of contract	General and Orthodontic
Contract start date	01/04/2006
Contract end date	

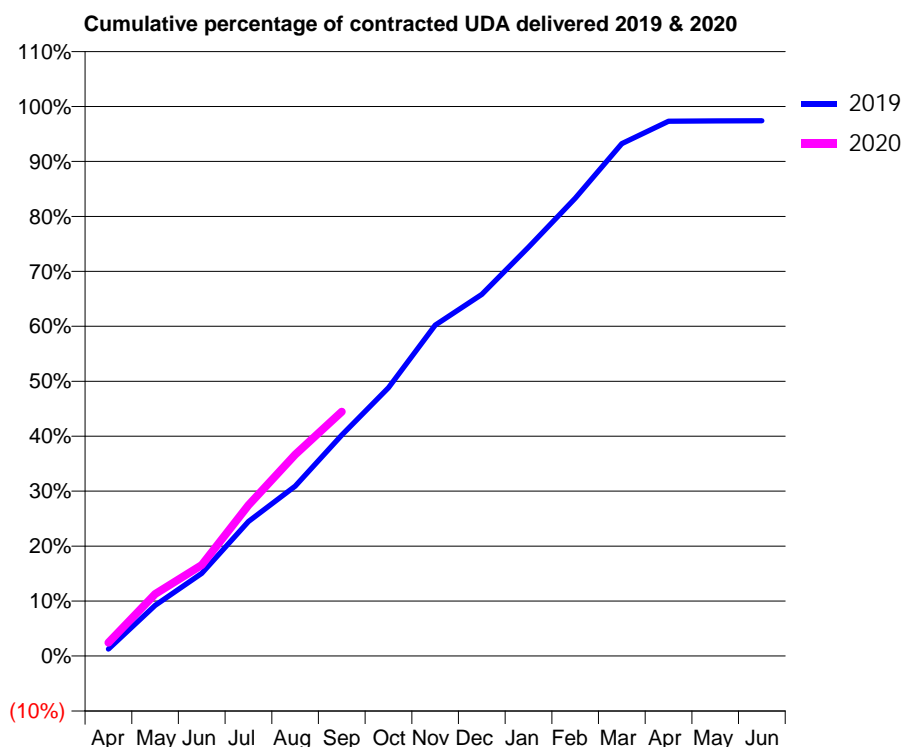
19/20 Contracted general activity (UDA)	13,087
Carry forward general activity (UDA)	345
19/20 Contracted orthodontic activity (UOA)	0
Carry forward orthodontic activity (UOA)	0
Baseline contract value	£403,616.84

### ACCESS\*

Patients seen in 24 months	Total	Change since previous quarter
Quarter ending September 2018	5,640	
Quarter ending December 2018	5,669	→
Quarter ending March 2019	5,703	→
Quarter ending June 2019	5,695	→
Quarter ending September 2019	5,716	→
<b>Variance since September 2018</b>	<b>1.3%</b>	<b>→</b>



### ACTIVITY



Month	Adjusted Scheduled Activity (UDA)	
	2019	2020
April	170	320
May	1,225	1,477
June	1,995	2,168
July	3,246	3,594
August	4,096	4,796
September	5,330	5,819
October	6,474	
November	7,982	
December	8,723	
January	9,862	
February	11,044	
March	12,357	
April	12,900	
May	12,908	
June	12,911	

### QUALITY

	Quantity	Base Number	Contract	AT	Region	England
% of FP17s for the same patient ID Re-attending within 3 months - Children	47	724	6.5%	10.2%	12.1%	11.5%
% of FP17s for the same patient ID Re-attending within 3 months - Adults	539	3,252	16.6%	14.1%	15.6%	15.4%
% of FP17s for the same patient ID Re-attending between 3 & 9 months - Children	352	724	48.6%	58.0%	61.2%	59.7%
% of FP17s for the same patient ID Re-attending between 3 & 9 months - Adults	1,641	3,252	50.5%	53.2%	54.3%	51.7%
% of FP17s for Band 1 Urgent Courses	309	3,394	9.1%	8.4%	9.1%	9.2%
% of FP17s Relating to Free Repair or Replacements	24	3,394	0.7%	1.1%	0.9%	0.7%
% of FP17s Relating to Continuations	35	3,394	1.0%	1.2%	1.0%	0.8%
% of Patients satisfied with the dentistry they have received	2	3	N/A	96.2%	94.4%	93.5%
% of Patients satisfied with the time they had to wait for an appointment	2	3	N/A	91.7%	88.1%	87.4%

\* This is based on patients treated on this contract for their most recent course of treatment. Figures in italics indicate the base number of FP17s or Patient Questionnaire responses are less than 100. N/A is shown where the base number of responses is less than 10 during the period. % is calculated as Quantity/Base number\*100

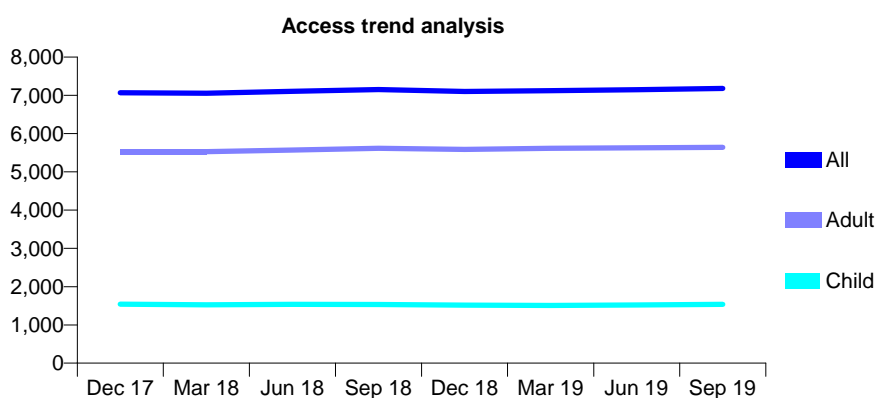
## Q49 - Vital Signs At a Glance Contract Report for 324604/0001 - September 2019

Name or company name	MR MG HAILS
Contract type name	GDS Contract
Purpose of contract	General and Orthodontic
Contract start date	01/04/2006
Contract end date	

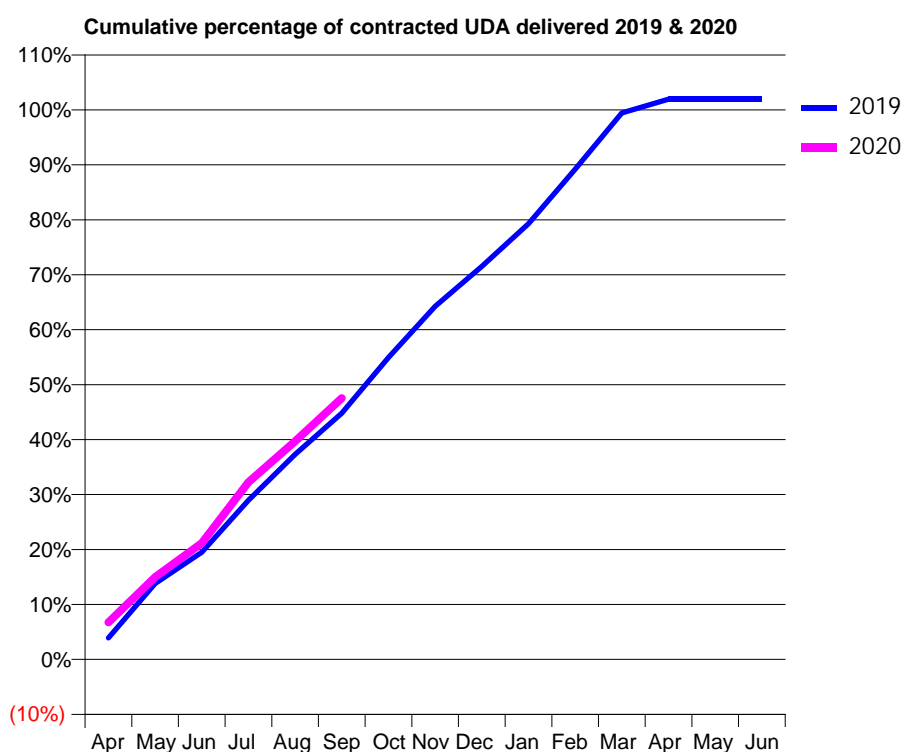
19/20 Contracted general activity (UDA)	19,424
Carry forward general activity (UDA)	-377
19/20 Contracted orthodontic activity (UOA)	0
Carry forward orthodontic activity (UOA)	0
Baseline contract value	£459,185.91

### ACCESS\*

Patients seen in 24 months	Total	Change since previous quarter
Quarter ending September 2018	7,150	
Quarter ending December 2018	7,103	→
Quarter ending March 2019	7,121	→
Quarter ending June 2019	7,149	→
Quarter ending September 2019	7,178	→
<b>Variance since September 2018</b>	<b>0.4%</b>	<b>→</b>



### ACTIVITY



Month	Adjusted Scheduled Activity (UDA)	
	2019	2020
April	759	1,313
May	2,683	2,911
June	3,787	4,112
July	5,624	6,265
August	7,248	7,715
September	8,705	9,238
October	10,668	
November	12,479	
December	13,890	
January	15,401	
February	17,331	
March	19,315	
April	19,799	
May	19,801	
June	19,801	

### QUALITY

	Quantity	Base Number	Contract	AT	Region	England
% of FP17s for the same patient ID Re-attending within 3 months - Children	69	1,002	6.9%	10.2%	12.1%	11.5%
% of FP17s for the same patient ID Re-attending within 3 months - Adults	454	3,401	13.3%	14.1%	15.6%	15.4%
% of FP17s for the same patient ID Re-attending between 3 & 9 months - Children	512	1,002	51.1%	58.0%	61.2%	59.7%
% of FP17s for the same patient ID Re-attending between 3 & 9 months - Adults	1,734	3,401	51.0%	53.2%	54.3%	51.7%
% of FP17s for Band 1 Urgent Courses	345	4,191	8.2%	8.4%	9.1%	9.2%
% of FP17s Relating to Free Repair or Replacements	39	4,191	0.9%	1.1%	0.9%	0.7%
% of FP17s Relating to Continuations	81	4,191	1.9%	1.2%	1.0%	0.8%
% of Patients satisfied with the dentistry they have received	5	5	N/A	96.2%	94.4%	93.5%
% of Patients satisfied with the time they had to wait for an appointment	5	5	N/A	91.7%	88.1%	87.4%

\* This is based on patients treated on this contract for their most recent course of treatment. Figures in italics indicate the base number of FP17s or Patient Questionnaire responses are less than 100. N/A is shown where the base number of responses is less than 10 during the period. % is calculated as Quantity/Base number\*100

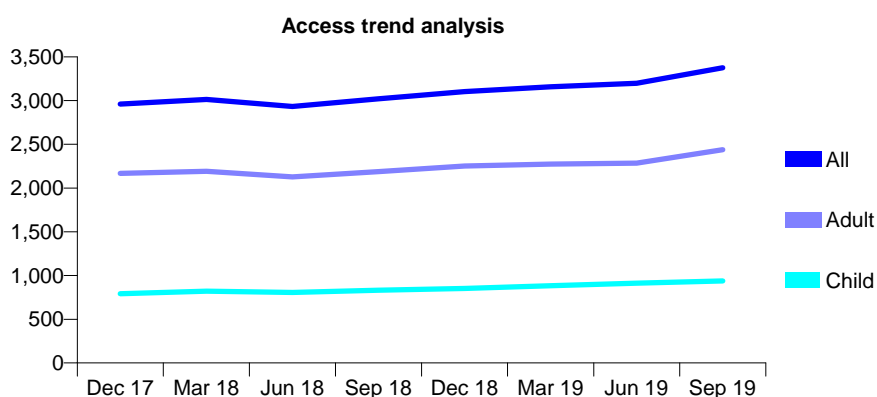
## Q49 - Vital Signs At a Glance Contract Report for 327646/0001 - September 2019

Name or company name	Dr S A Jones
Contract type name	GDS Contract
Purpose of contract	General
Contract start date	01/04/2006
Contract end date	

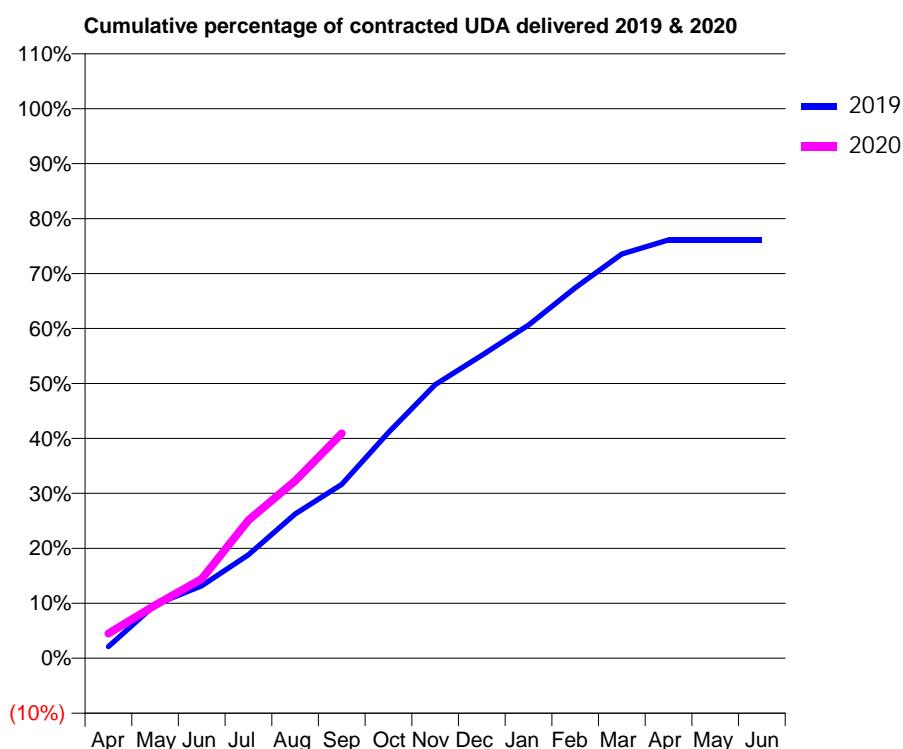
19/20 Contracted general activity (UDA)	12,000
Carry forward general activity (UDA)	0
19/20 Contracted orthodontic activity (UOA)	0
Carry forward orthodontic activity (UOA)	0
Baseline contract value	£290,395.65

### ACCESS\*

Patients seen in 24 months	Total	Change since previous quarter
Quarter ending September 2018	3,020	
Quarter ending December 2018	3,103	↑
Quarter ending March 2019	3,157	→
Quarter ending June 2019	3,198	→
Quarter ending September 2019	3,375	↑
<b>Variance since September 2018</b>	<b>11.8%</b>	<b>↑</b>



### ACTIVITY



Month	2019	2020
April	262	540
May	1,204	1,160
June	1,631	1,731
July	2,331	3,014
August	3,246	3,874
September	3,912	4,907
October	5,077	
November	6,155	
December	6,813	
January	7,491	
February	8,331	
March	9,091	
April	9,409	
May	9,409	
June	9,409	

### QUALITY

	Quantity	Base Number	Contract	AT	Region	England
% of FP17s for the same patient ID Re-attending within 3 months - Children	45	687	6.6%	10.2%	12.1%	11.5%
% of FP17s for the same patient ID Re-attending within 3 months - Adults	225	1,779	12.6%	14.1%	15.6%	15.4%
% of FP17s for the same patient ID Re-attending between 3 & 9 months - Children	400	687	58.2%	58.0%	61.2%	59.7%
% of FP17s for the same patient ID Re-attending between 3 & 9 months - Adults	906	1,779	50.9%	53.2%	54.3%	51.7%
% of FP17s for Band 1 Urgent Courses	210	2,311	9.1%	8.4%	9.1%	9.2%
% of FP17s Relating to Free Repair or Replacements	19	2,311	0.8%	1.1%	0.9%	0.7%
% of FP17s Relating to Continuations	8	2,311	0.3%	1.2%	1.0%	0.8%
% of Patients satisfied with the dentistry they have received	1	1	N/A	96.2%	94.4%	93.5%
% of Patients satisfied with the time they had to wait for an appointment	1	1	N/A	91.7%	88.1%	87.4%

\* This is based on patients treated on this contract for their most recent course of treatment. Figures in italics indicate the base number of FP17s or Patient Questionnaire responses are less than 100. N/A is shown where the base number of responses is less than 10 during the period. % is calculated as Quantity/Base number\*100



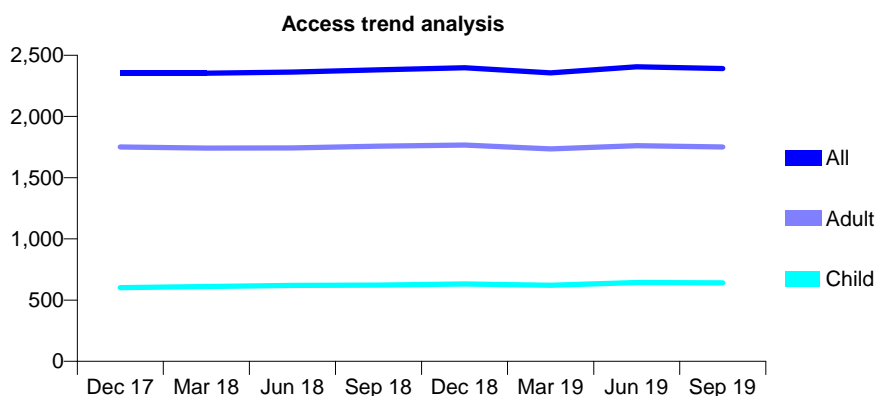
## Q49 - Vital Signs At a Glance Contract Report for 329711/0001 - September 2019

Name or company name	MR S NEPALI
Contract type name	GDS Contract
Purpose of contract	General and Orthodontic
Contract start date	01/04/2006
Contract end date	

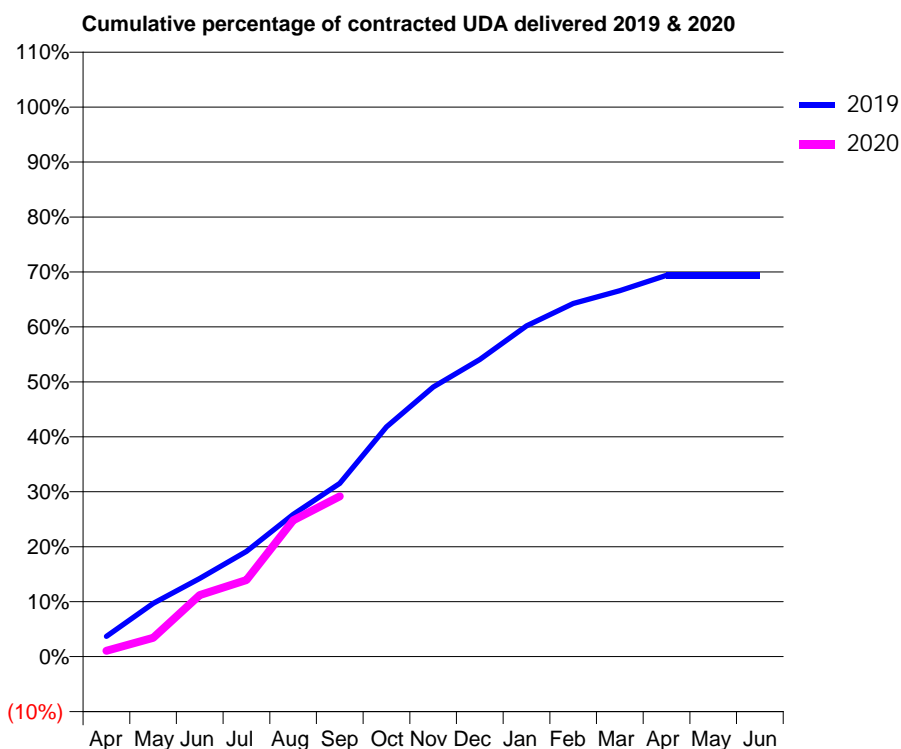
19/20 Contracted general activity (UDA)	9,100
Carry forward general activity (UDA)	0
19/20 Contracted orthodontic activity (UOA)	250
Carry forward orthodontic activity (UOA)	-4
Baseline contract value	£236,970.39

### ACCESS\*

Patients seen in 24 months	Total	Change since previous quarter
Quarter ending September 2018	2,381	
Quarter ending December 2018	2,398	→
Quarter ending March 2019	2,356	↓
Quarter ending June 2019	2,406	↑
Quarter ending September 2019	2,392	→
<b>Variance since September 2018</b>	<b>0.5%</b>	<b>→</b>



### ACTIVITY



Month	Adjusted Scheduled Activity (UDA)	
	2019	2020
April	334	98
May	883	313
June	1,295	1,018
July	1,744	1,268
August	2,354	2,255
September	2,870	2,656
October	3,804	
November	4,463	
December	4,918	
January	5,477	
February	5,849	
March	6,058	
April	6,315	
May	6,315	
June	6,315	

### QUALITY

	Quantity	Base Number	Contract	AT	Region	England
% of FP17s for the same patient ID Re-attending within 3 months - Children	29	458	6.3%	10.2%	12.1%	11.5%
% of FP17s for the same patient ID Re-attending within 3 months - Adults	134	1,185	11.3%	14.1%	15.6%	15.4%
% of FP17s for the same patient ID Re-attending between 3 & 9 months - Children	243	458	53.1%	58.0%	61.2%	59.7%
% of FP17s for the same patient ID Re-attending between 3 & 9 months - Adults	591	1,185	49.9%	53.2%	54.3%	51.7%
% of FP17s for Band 1 Urgent Courses	70	1,318	5.3%	8.4%	9.1%	9.2%
% of FP17s Relating to Free Repair or Replacements	13	1,318	1.0%	1.1%	0.9%	0.7%
% of FP17s Relating to Continuations	8	1,318	0.6%	1.2%	1.0%	0.8%
% of Patients satisfied with the dentistry they have received	0	0	N/A	96.2%	94.4%	93.5%
% of Patients satisfied with the time they had to wait for an appointment	0	0	N/A	91.7%	88.1%	87.4%

\* This is based on patients treated on this contract for their most recent course of treatment. Figures in italics indicate the base number of FP17s or Patient Questionnaire responses are less than 100. N/A is shown where the base number of responses is less than 10 during the period. % is calculated as Quantity/Base number\*100

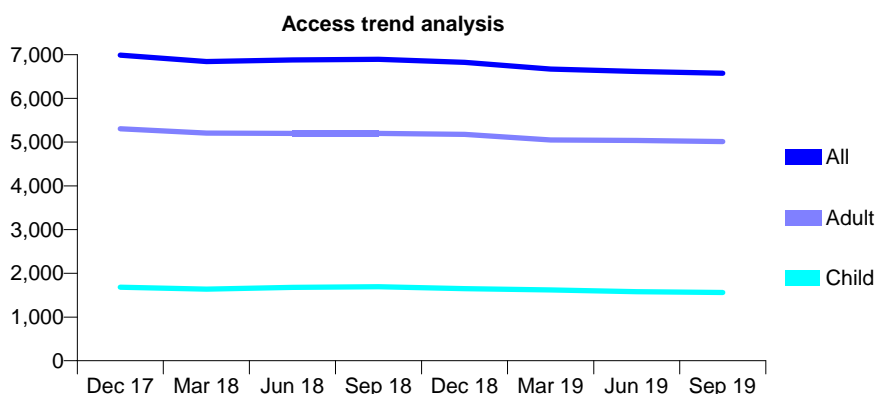
## Q49 - Vital Signs At a Glance Contract Report for 331015/0001 - September 2019

Name or company name	MR KC MCCARTHY
Contract type name	GDS Contract
Purpose of contract	General
Contract start date	01/04/2006
Contract end date	

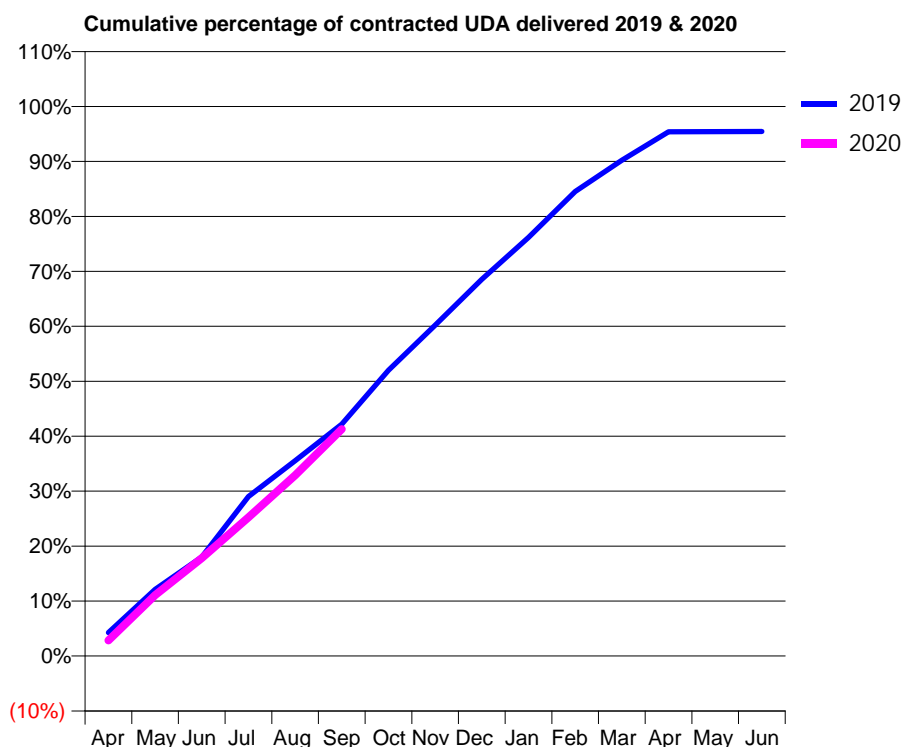
19/20 Contracted general activity (UDA)	16,742
Carry forward general activity (UDA)	0
19/20 Contracted orthodontic activity (UOA)	0
Carry forward orthodontic activity (UOA)	0
Baseline contract value	£462,726.94

### ACCESS\*

Patients seen in 24 months	Total	Change since previous quarter
Quarter ending September 2018	6,895	
Quarter ending December 2018	6,825	↓
Quarter ending March 2019	6,671	↓
Quarter ending June 2019	6,617	→
Quarter ending September 2019	6,575	→
<b>Variance since September 2018</b>	<b>(4.6%)</b>	<b>↓</b>



### ACTIVITY



Month	Adjusted Scheduled Activity (UDA)	
	2019	2020
April	697	477
May	1,982	1,856
June	2,944	2,985
July	4,741	4,225
August	5,808	5,507
September	6,893	6,912
October	8,495	
November	9,840	
December	11,202	
January	12,448	
February	13,815	
March	14,741	
April	15,588	
May	15,596	
June	15,601	

### QUALITY

	Quantity	Base Number	Contract	AT	Region	England
% of FP17s for the same patient ID Re-attending within 3 months - Children	55	895	6.1%	10.2%	12.1%	11.5%
% of FP17s for the same patient ID Re-attending within 3 months - Adults	185	2,418	7.7%	14.1%	15.6%	15.4%
% of FP17s for the same patient ID Re-attending between 3 & 9 months - Children	201	895	22.5%	58.0%	61.2%	59.7%
% of FP17s for the same patient ID Re-attending between 3 & 9 months - Adults	640	2,418	26.5%	53.2%	54.3%	51.7%
% of FP17s for Band 1 Urgent Courses	149	2,927	5.1%	8.4%	9.1%	9.2%
% of FP17s Relating to Free Repair or Replacements	33	2,927	1.1%	1.1%	0.9%	0.7%
% of FP17s Relating to Continuations	24	2,927	0.8%	1.2%	1.0%	0.8%
% of Patients satisfied with the dentistry they have received	0	0	N/A	96.2%	94.4%	93.5%
% of Patients satisfied with the time they had to wait for an appointment	0	0	N/A	91.7%	88.1%	87.4%

\* This is based on patients treated on this contract for their most recent course of treatment. Figures in italics indicate the base number of FP17s or Patient Questionnaire responses are less than 100. N/A is shown where the base number of responses is less than 10 during the period. % is calculated as Quantity/Base number\*100

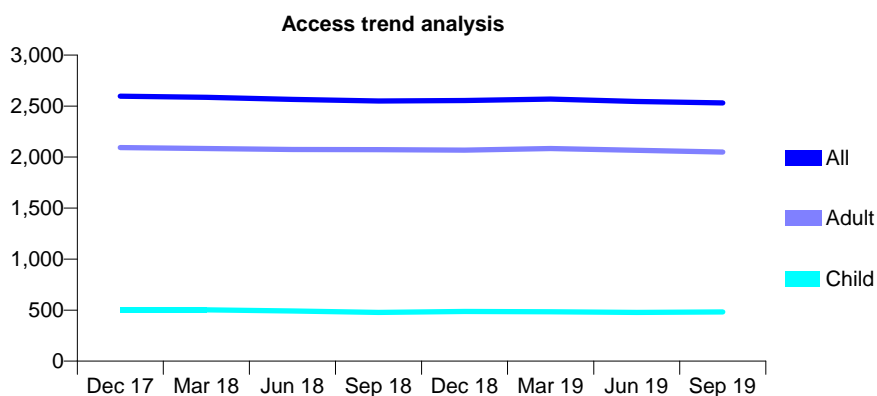
## Q49 - Vital Signs At a Glance Contract Report for 333026/0002 - September 2019

Name or company name	MR K NUTT
Contract type name	GDS Contract
Purpose of contract	General
Contract start date	01/04/2006
Contract end date	

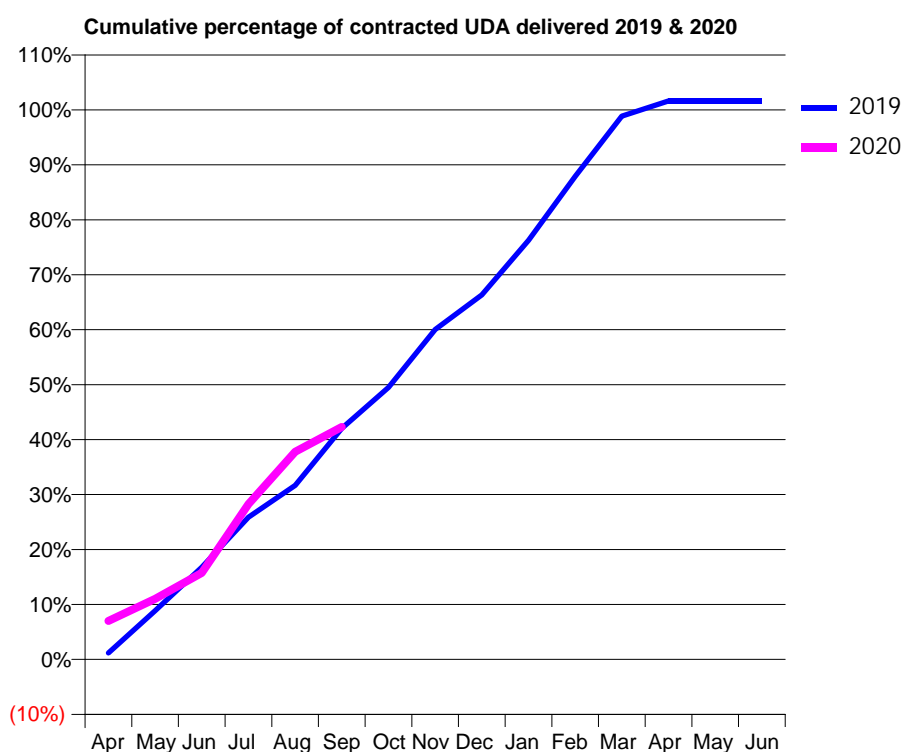
19/20 Contracted general activity (UDA)	8,454
Carry forward general activity (UDA)	-136
19/20 Contracted orthodontic activity (UOA)	0
Carry forward orthodontic activity (UOA)	0
Baseline contract value	£214,841.89

### ACCESS\*

Patients seen in 24 months	Total	Change since previous quarter
Quarter ending September 2018	2,550	
Quarter ending December 2018	2,555	→
Quarter ending March 2019	2,568	→
Quarter ending June 2019	2,545	→
Quarter ending September 2019	2,532	→
<b>Variance since September 2018</b>	<b>(0.7%)</b>	→



### ACTIVITY



Month	2019	2020
April	99	593
May	750	933
June	1,417	1,331
July	2,189	2,390
August	2,679	3,195
September	3,553	3,577
October	4,184	
November	5,076	
December	5,608	
January	6,447	
February	7,431	
March	8,357	
April	8,590	
May	8,590	
June	8,590	

### QUALITY

	Quantity	Base Number	Contract	AT	Region	England
% of FP17s for the same patient ID Re-attending within 3 months - Children	14	392	3.6%	10.2%	12.1%	11.5%
% of FP17s for the same patient ID Re-attending within 3 months - Adults	221	1,560	14.2%	14.1%	15.6%	15.4%
% of FP17s for the same patient ID Re-attending between 3 & 9 months - Children	295	392	75.3%	58.0%	61.2%	59.7%
% of FP17s for the same patient ID Re-attending between 3 & 9 months - Adults	1,021	1,560	65.4%	53.2%	54.3%	51.7%
% of FP17s for Band 1 Urgent Courses	89	1,838	4.8%	8.4%	9.1%	9.2%
% of FP17s Relating to Free Repair or Replacements	28	1,838	1.5%	1.1%	0.9%	0.7%
% of FP17s Relating to Continuations	24	1,838	1.3%	1.2%	1.0%	0.8%
% of Patients satisfied with the dentistry they have received	3	3	N/A	96.2%	94.4%	93.5%
% of Patients satisfied with the time they had to wait for an appointment	3	3	N/A	91.7%	88.1%	87.4%

\* This is based on patients treated on this contract for their most recent course of treatment. Figures in italics indicate the base number of FP17s or Patient Questionnaire responses are less than 100. N/A is shown where the base number of responses is less than 10 during the period. % is calculated as Quantity/Base number\*100

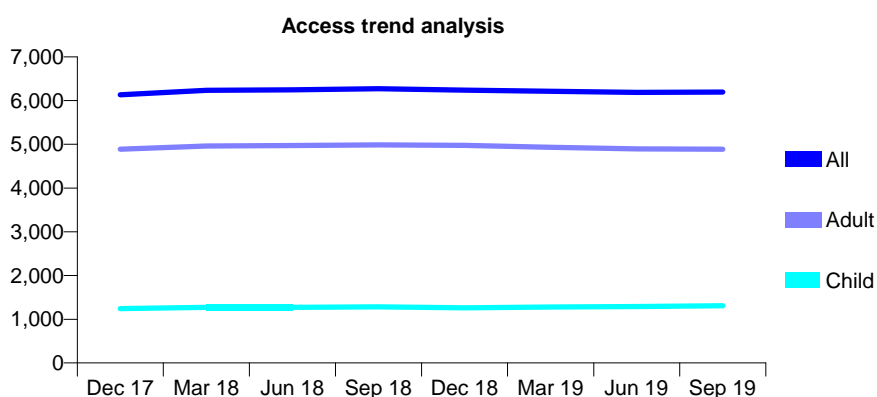
## Q49 - Vital Signs At a Glance Contract Report for 334189/0001 - September 2019

Name or company name	MR GW MAW
Contract type name	GDS Contract
Purpose of contract	General
Contract start date	01/04/2006
Contract end date	

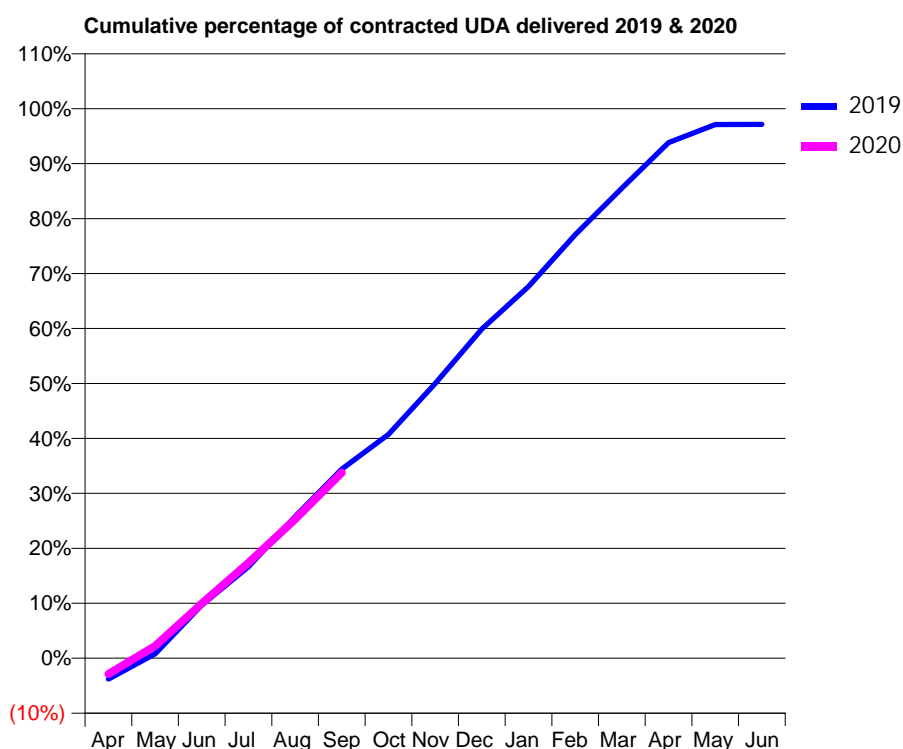
19/20 Contracted general activity (UDA)	19,221
Carry forward general activity (UDA)	554
19/20 Contracted orthodontic activity (UOA)	0
Carry forward orthodontic activity (UOA)	0
Baseline contract value	£458,306.00

### ACCESS\*

Patients seen in 24 months	Total	Change since previous quarter
Quarter ending September 2018	6,272	
Quarter ending December 2018	6,238	→
Quarter ending March 2019	6,211	→
Quarter ending June 2019	6,188	→
Quarter ending September 2019	6,197	→
<b>Variance since September 2018</b>	<b>(1.2%)</b>	<b>↓</b>



### ACTIVITY



Month	2019	2020
April	-736	-554
May	158	429
June	1,859	1,913
July	3,200	3,341
August	4,955	4,863
September	6,613	6,490
October	7,828	
November	9,611	
December	11,511	
January	13,002	
February	14,812	
March	16,433	
April	18,035	
May	18,664	
June	18,667	

### QUALITY

	Quantity	Base Number	Contract	AT	Region	England
% of FP17s for the same patient ID Re-attending within 3 months - Children	89	1,023	8.7%	10.2%	12.1%	11.5%
% of FP17s for the same patient ID Re-attending within 3 months - Adults	486	3,360	14.5%	14.1%	15.6%	15.4%
% of FP17s for the same patient ID Re-attending between 3 & 9 months - Children	608	1,023	59.4%	58.0%	61.2%	59.7%
% of FP17s for the same patient ID Re-attending between 3 & 9 months - Adults	1,864	3,360	55.5%	53.2%	54.3%	51.7%
% of FP17s for Band 1 Urgent Courses	319	3,432	9.3%	8.4%	9.1%	9.2%
% of FP17s Relating to Free Repair or Replacements	28	3,432	0.8%	1.1%	0.9%	0.7%
% of FP17s Relating to Continuations	48	3,432	1.4%	1.2%	1.0%	0.8%
% of Patients satisfied with the dentistry they have received	2	2	N/A	96.2%	94.4%	93.5%
% of Patients satisfied with the time they had to wait for an appointment	2	2	N/A	91.7%	88.1%	87.4%

\* This is based on patients treated on this contract for their most recent course of treatment.

Figures in italics indicate the base number of FP17s or Patient Questionnaire responses are less than 100. N/A is shown where the base number of responses is less than 10 during the period. % is calculated as Quantity/Base number\*100

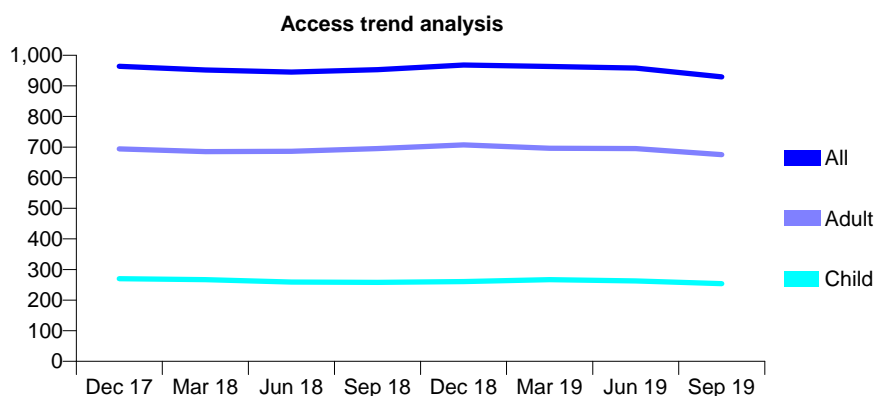
## Q49 - Vital Signs At a Glance Contract Report for 334952/0001 - September 2019

Name or company name	MR JP OLD
Contract type name	GDS Contract
Purpose of contract	General
Contract start date	01/04/2006
Contract end date	

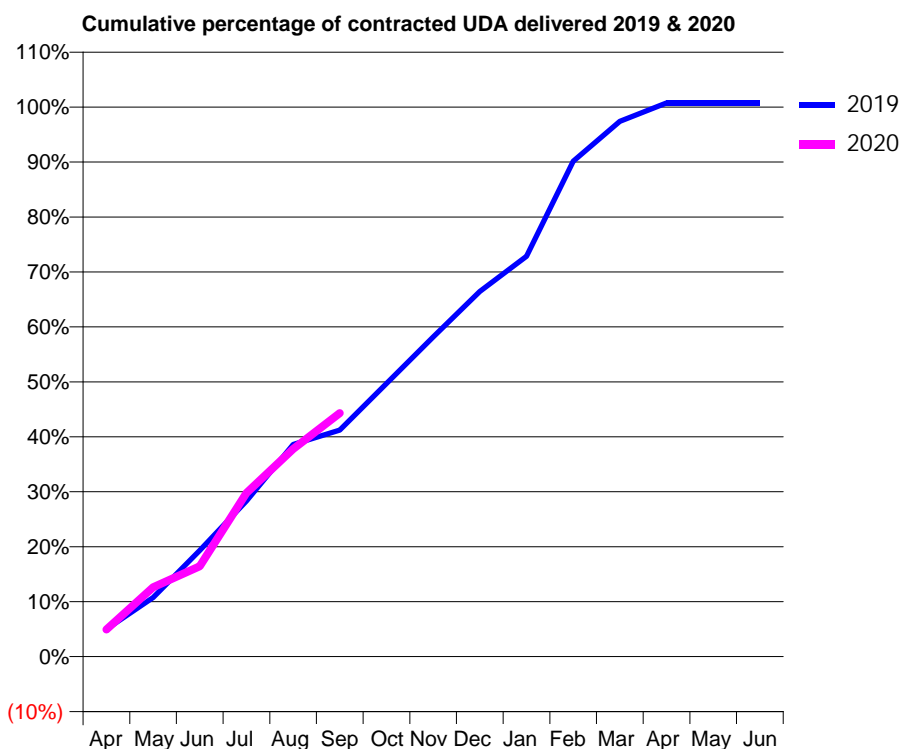
19/20 Contracted general activity (UDA)	2,872
Carry forward general activity (UDA)	0
19/20 Contracted orthodontic activity (UOA)	0
Carry forward orthodontic activity (UOA)	0
Baseline contract value	£85,634.64

### ACCESS\*

Patients seen in 24 months	Total	Change since previous quarter
Quarter ending September 2018	953	
Quarter ending December 2018	968	→
Quarter ending March 2019	963	→
Quarter ending June 2019	958	→
Quarter ending September 2019	929	↓
<b>Variance since September 2018</b>	<b>(2.5%)</b>	<b>↓</b>



### ACTIVITY



Month	Adjusted Scheduled Activity (UDA)	
	2019	2020
April	144	142
May	309	363
June	555	472
July	814	856
August	1,108	1,085
September	1,184	1,273
October	1,427	
November	1,671	
December	1,908	
January	2,092	
February	2,589	
March	2,797	
April	2,894	
May	2,894	
June	2,894	

### QUALITY

	Quantity	Base Number	Contract	AT	Region	England
% of FP17s for the same patient ID Re-attending within 3 months - Children	34	243	14.0%	10.2%	12.1%	11.5%
% of FP17s for the same patient ID Re-attending within 3 months - Adults	71	575	12.3%	14.1%	15.6%	15.4%
% of FP17s for the same patient ID Re-attending between 3 & 9 months - Children	158	243	65.0%	58.0%	61.2%	59.7%
% of FP17s for the same patient ID Re-attending between 3 & 9 months - Adults	337	575	58.6%	53.2%	54.3%	51.7%
% of FP17s for Band 1 Urgent Courses	41	764	5.4%	8.4%	9.1%	9.2%
% of FP17s Relating to Free Repair or Replacements	5	764	0.7%	1.1%	0.9%	0.7%
% of FP17s Relating to Continuations	10	764	1.3%	1.2%	1.0%	0.8%
% of Patients satisfied with the dentistry they have received	0	0	N/A	96.2%	94.4%	93.5%
% of Patients satisfied with the time they had to wait for an appointment	0	0	N/A	91.7%	88.1%	87.4%

\* This is based on patients treated on this contract for their most recent course of treatment. Figures in italics indicate the base number of FP17s or Patient Questionnaire responses are less than 100. N/A is shown where the base number of responses is less than 10 during the period. % is calculated as Quantity/Base number\*100

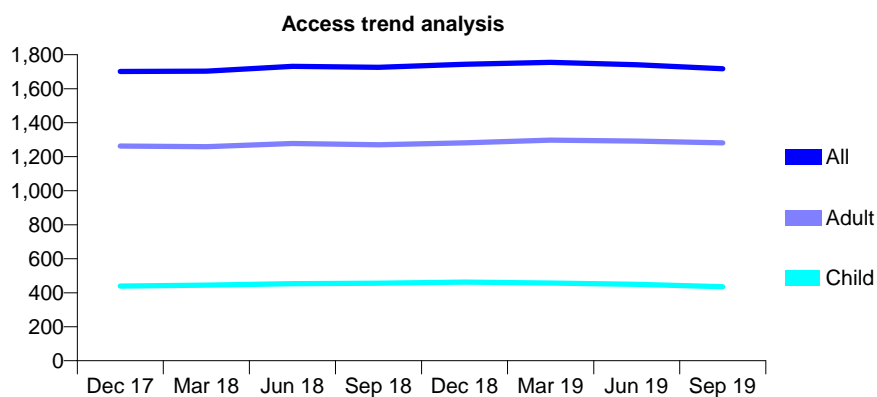
## Q49 - Vital Signs At a Glance Contract Report for 334952/0002 - September 2019

Name or company name	MR JP OLD
Contract type name	GDS Contract
Purpose of contract	General
Contract start date	01/04/2006
Contract end date	

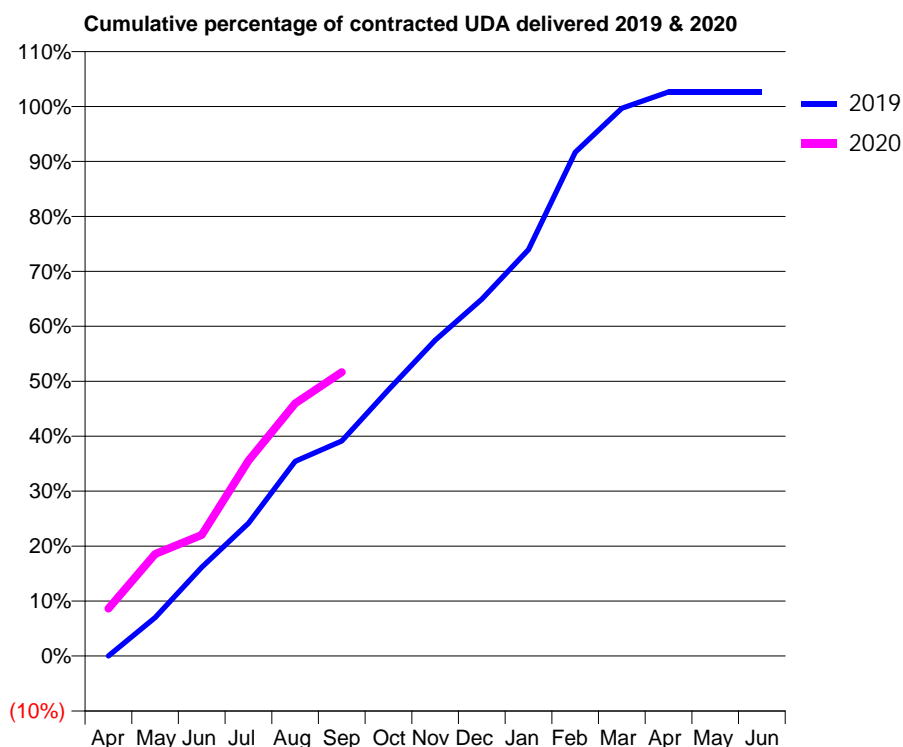
19/20 Contracted general activity (UDA)	4,832
Carry forward general activity (UDA)	-154
19/20 Contracted orthodontic activity (UOA)	0
Carry forward orthodontic activity (UOA)	0
Baseline contract value	£144,063.44

### ACCESS\*

Patients seen in 24 months	Total	Change since previous quarter
Quarter ending September 2018	1,726	
Quarter ending December 2018	1,743	→
Quarter ending March 2019	1,755	→
Quarter ending June 2019	1,741	→
Quarter ending September 2019	1,717	↓
<b>Variance since September 2018</b>	<b>(0.5%)</b>	→



### ACTIVITY



Month	Adjusted Scheduled Activity (UDA)	
	2019	2020
April	0	418
May	338	897
June	780	1,066
July	1,167	1,718
August	1,712	2,222
September	1,890	2,496
October	2,341	
November	2,777	
December	3,137	
January	3,573	
February	4,429	
March	4,816	
April	4,959	
May	4,959	
June	4,959	

### QUALITY

	Quantity	Base Number	Contract	AT	Region	England
% of FP17s for the same patient ID Re-attending within 3 months - Children	43	384	11.2%	10.2%	12.1%	11.5%
% of FP17s for the same patient ID Re-attending within 3 months - Adults	178	1,114	16.0%	14.1%	15.6%	15.4%
% of FP17s for the same patient ID Re-attending between 3 & 9 months - Children	279	384	72.7%	58.0%	61.2%	59.7%
% of FP17s for the same patient ID Re-attending between 3 & 9 months - Adults	711	1,114	63.8%	53.2%	54.3%	51.7%
% of FP17s for Band 1 Urgent Courses	82	1,413	5.8%	8.4%	9.1%	9.2%
% of FP17s Relating to Free Repair or Replacements	6	1,413	0.4%	1.1%	0.9%	0.7%
% of FP17s Relating to Continuations	25	1,413	1.8%	1.2%	1.0%	0.8%
% of Patients satisfied with the dentistry they have received	1	1	N/A	96.2%	94.4%	93.5%
% of Patients satisfied with the time they had to wait for an appointment	1	1	N/A	91.7%	88.1%	87.4%

\* This is based on patients treated on this contract for their most recent course of treatment. Figures in italics indicate the base number of FP17s or Patient Questionnaire responses are less than 100. N/A is shown where the base number of responses is less than 10 during the period. % is calculated as Quantity/Base number\*100

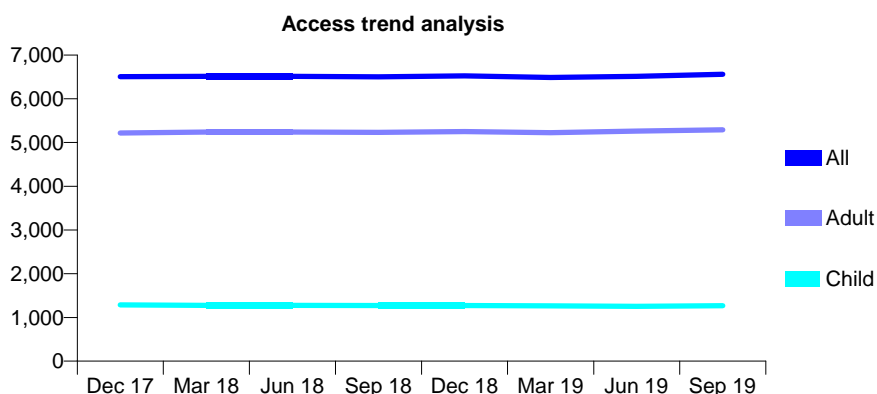
## Q49 - Vital Signs At a Glance Contract Report for 336610/0001 - September 2019

Name or company name	MISS EL ALPIN
Contract type name	GDS Contract
Purpose of contract	General
Contract start date	01/04/2006
Contract end date	

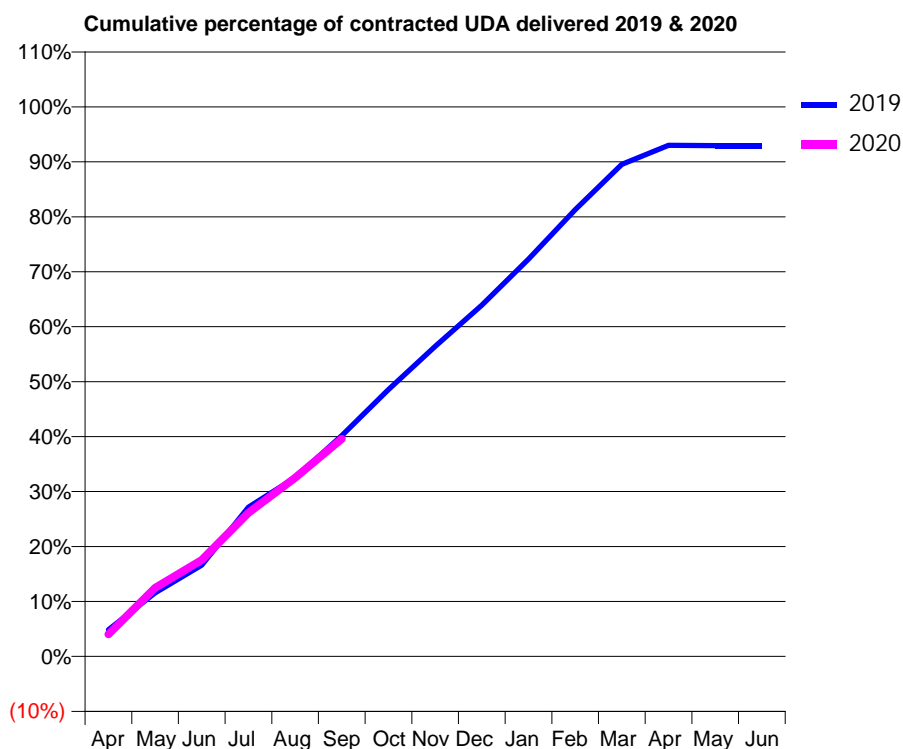
19/20 Contracted general activity (UDA)	22,901
Carry forward general activity (UDA)	0
19/20 Contracted orthodontic activity (UOA)	0
Carry forward orthodontic activity (UOA)	0
Baseline contract value	£533,475.76

### ACCESS\*

Patients seen in 24 months	Total	Change since previous quarter
Quarter ending September 2018	6,502	
Quarter ending December 2018	6,525	→
Quarter ending March 2019	6,487	→
Quarter ending June 2019	6,514	→
Quarter ending September 2019	6,559	→
<b>Variance since September 2018</b>	<b>0.9%</b>	<b>→</b>



### ACTIVITY



Month	2019	2020
April	1,112	923
May	2,653	2,859
June	3,804	4,022
July	6,224	5,988
August	7,453	7,448
September	9,203	9,069
October	11,123	
November	12,924	
December	14,638	
January	16,560	
February	18,615	
March	20,501	
April	21,298	
May	21,283	
June	21,282	

### QUALITY

	Quantity	Base Number	Contract	AT	Region	England
% of FP17s for the same patient ID Re-attending within 3 months - Children	70	881	7.9%	10.2%	12.1%	11.5%
% of FP17s for the same patient ID Re-attending within 3 months - Adults	462	3,435	13.4%	14.1%	15.6%	15.4%
% of FP17s for the same patient ID Re-attending between 3 & 9 months - Children	509	881	57.8%	58.0%	61.2%	59.7%
% of FP17s for the same patient ID Re-attending between 3 & 9 months - Adults	1,830	3,435	53.3%	53.2%	54.3%	51.7%
% of FP17s for Band 1 Urgent Courses	213	4,060	5.2%	8.4%	9.1%	9.2%
% of FP17s Relating to Free Repair or Replacements	73	4,060	1.8%	1.1%	0.9%	0.7%
% of FP17s Relating to Continuations	86	4,060	2.1%	1.2%	1.0%	0.8%
% of Patients satisfied with the dentistry they have received	0	0	N/A	96.2%	94.4%	93.5%
% of Patients satisfied with the time they had to wait for an appointment	0	0	N/A	91.7%	88.1%	87.4%

\* This is based on patients treated on this contract for their most recent course of treatment. Figures in italics indicate the base number of FP17s or Patient Questionnaire responses are less than 100. N/A is shown where the base number of responses is less than 10 during the period. % is calculated as Quantity/Base number\*100

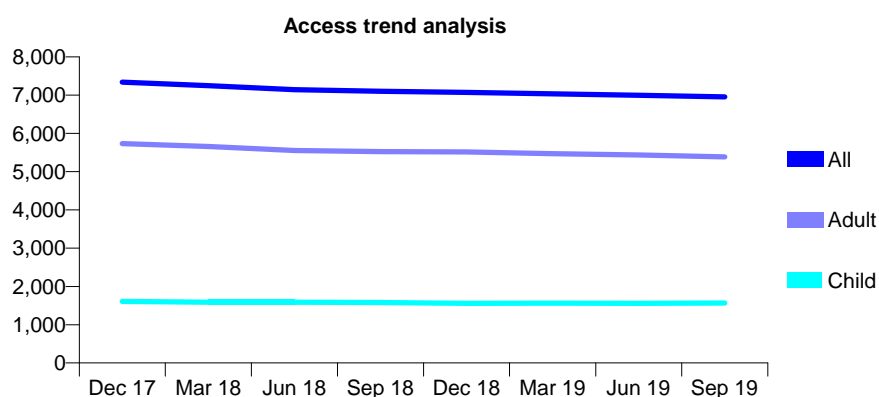
## Q49 - Vital Signs At a Glance Contract Report for 336610/0002 - September 2019

Name or company name	MISS EL ALPIN
Contract type name	GDS Contract
Purpose of contract	General
Contract start date	01/02/2007
Contract end date	

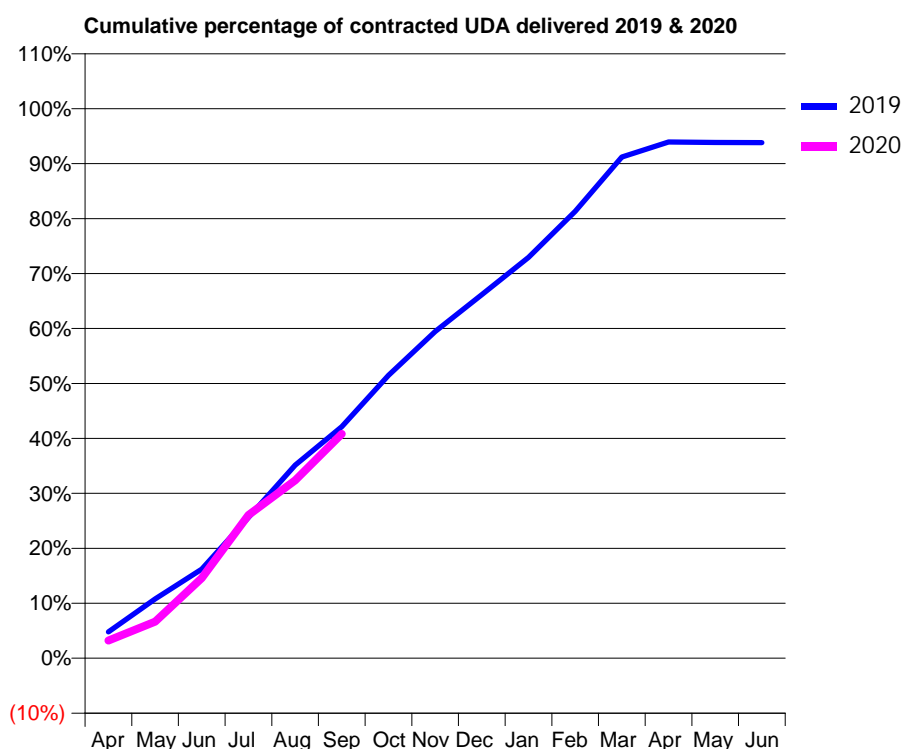
19/20 Contracted general activity (UDA)	21,500
Carry forward general activity (UDA)	0
19/20 Contracted orthodontic activity (UOA)	0
Carry forward orthodontic activity (UOA)	0
Baseline contract value	£610,141.67

### ACCESS\*

Patients seen in 24 months	Total	Change since previous quarter
Quarter ending September 2018	7,103	
Quarter ending December 2018	7,071	→
Quarter ending March 2019	7,034	→
Quarter ending June 2019	6,997	→
Quarter ending September 2019	6,951	→
<b>Variance since September 2018</b>	<b>(2.1%)</b>	<b>↓</b>



### ACTIVITY



Month	2019	2020
April	1,030	692
May	2,319	1,434
June	3,481	3,131
July	5,509	5,602
August	7,557	6,961
September	9,052	8,776
October	11,070	
November	12,786	
December	14,223	
January	15,680	
February	17,485	
March	19,602	
April	20,192	
May	20,178	
June	20,169	

### QUALITY

	Quantity	Base Number	Contract	AT	Region	England
% of FP17s for the same patient ID Re-attending within 3 months - Children	63	917	6.9%	10.2%	12.1%	11.5%
% of FP17s for the same patient ID Re-attending within 3 months - Adults	392	3,127	12.5%	14.1%	15.6%	15.4%
% of FP17s for the same patient ID Re-attending between 3 & 9 months - Children	500	917	54.5%	58.0%	61.2%	59.7%
% of FP17s for the same patient ID Re-attending between 3 & 9 months - Adults	1,709	3,127	54.7%	53.2%	54.3%	51.7%
% of FP17s for Band 1 Urgent Courses	179	3,819	4.7%	8.4%	9.1%	9.2%
% of FP17s Relating to Free Repair or Replacements	98	3,819	2.6%	1.1%	0.9%	0.7%
% of FP17s Relating to Continuations	72	3,819	1.9%	1.2%	1.0%	0.8%
% of Patients satisfied with the dentistry they have received	2	3	N/A	96.2%	94.4%	93.5%
% of Patients satisfied with the time they had to wait for an appointment	2	3	N/A	91.7%	88.1%	87.4%

\* This is based on patients treated on this contract for their most recent course of treatment.

Figures in italics indicate the base number of FP17s or Patient Questionnaire responses are less than 100. N/A is shown where the base number of responses is less than 10 during the period. % is calculated as Quantity/Base number\*100



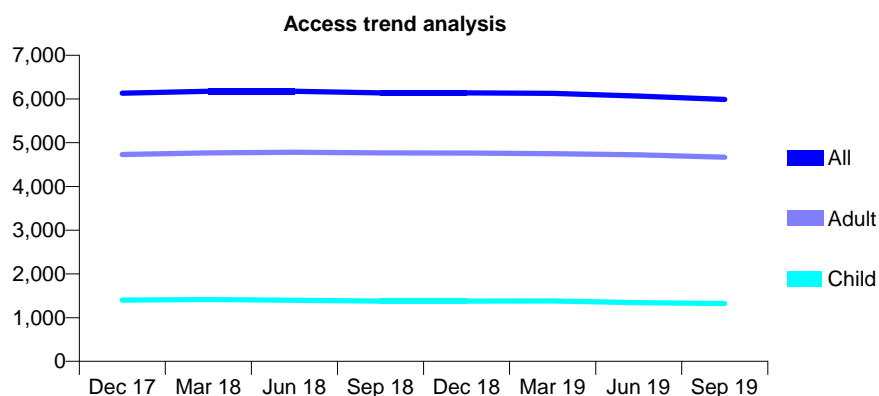
## Q49 - Vital Signs At a Glance Contract Report for 336610/0003 - September 2019

Name or company name	MISS EL ALPIN
Contract type name	GDS Contract
Purpose of contract	General
Contract start date	08/02/2007
Contract end date	

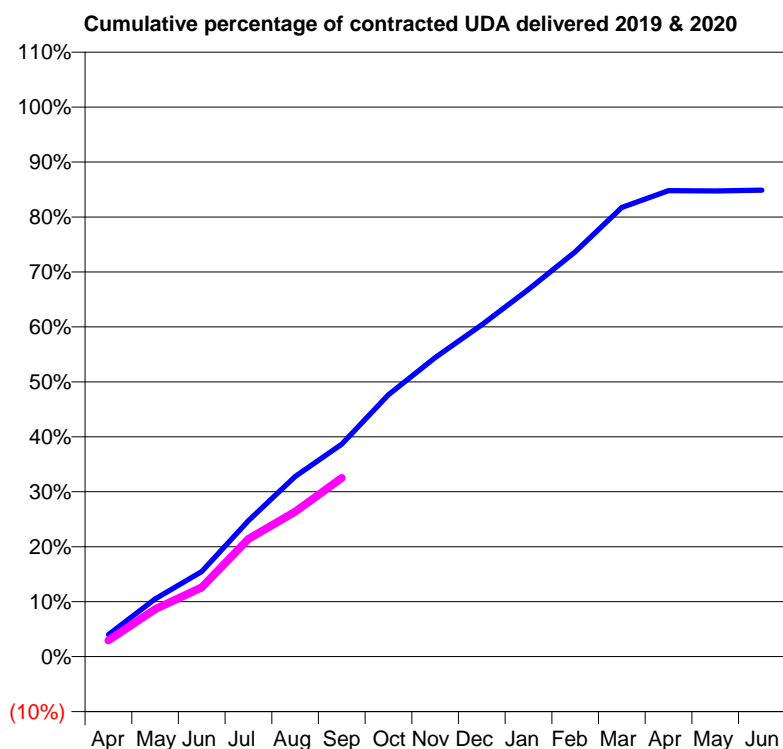
19/20 Contracted general activity (UDA)	19,468
Carry forward general activity (UDA)	0
19/20 Contracted orthodontic activity (UOA)	0
Carry forward orthodontic activity (UOA)	0
Baseline contract value	£431,357.84

### ACCESS\*

Patients seen in 24 months	Total	Change since previous quarter
Quarter ending September 2018	6,142	
Quarter ending December 2018	6,139	→
Quarter ending March 2019	6,128	→
Quarter ending June 2019	6,064	↓
Quarter ending September 2019	5,990	↓
<b>Variance since September 2018</b>	<b>(2.5%)</b>	<b>↓</b>



### ACTIVITY



Month	Adjusted Scheduled Activity (UDA)	
	2019	2020
April	781	579
May	2,042	1,680
June	3,019	2,457
July	4,817	4,169
August	6,382	5,134
September	7,530	6,328
October	9,274	
November	10,596	
December	11,757	
January	13,008	
February	14,340	
March	15,910	
April	16,508	
May	16,497	
June	16,523	

### QUALITY

	Quantity	Base Number	Contract	AT	Region	England
% of FP17s for the same patient ID Re-attending within 3 months - Children	32	682	4.7%	10.2%	12.1%	11.5%
% of FP17s for the same patient ID Re-attending within 3 months - Adults	308	2,667	11.5%	14.1%	15.6%	15.4%
% of FP17s for the same patient ID Re-attending between 3 & 9 months - Children	412	682	60.4%	58.0%	61.2%	59.7%
% of FP17s for the same patient ID Re-attending between 3 & 9 months - Adults	1,386	2,667	52.0%	53.2%	54.3%	51.7%
% of FP17s for Band 1 Urgent Courses	147	3,130	4.7%	8.4%	9.1%	9.2%
% of FP17s Relating to Free Repair or Replacements	101	3,130	3.2%	1.1%	0.9%	0.7%
% of FP17s Relating to Continuations	62	3,130	2.0%	1.2%	1.0%	0.8%
% of Patients satisfied with the dentistry they have received	1	1	N/A	96.2%	94.4%	93.5%
% of Patients satisfied with the time they had to wait for an appointment	0	1	N/A	91.7%	88.1%	87.4%

\* This is based on patients treated on this contract for their most recent course of treatment. Figures in italics indicate the base number of FP17s or Patient Questionnaire responses are less than 100. N/A is shown where the base number of responses is less than 10 during the period. % is calculated as Quantity/Base number\*100

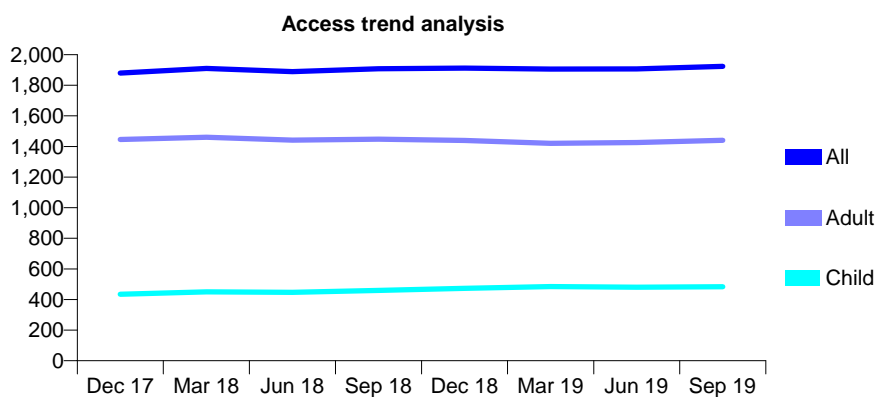
## Q49 - Vital Signs At a Glance Contract Report for 336610/0004 - September 2019

Name or company name	MISS EL ALPIN
Contract type name	GDS Contract
Purpose of contract	General
Contract start date	01/05/2010
Contract end date	

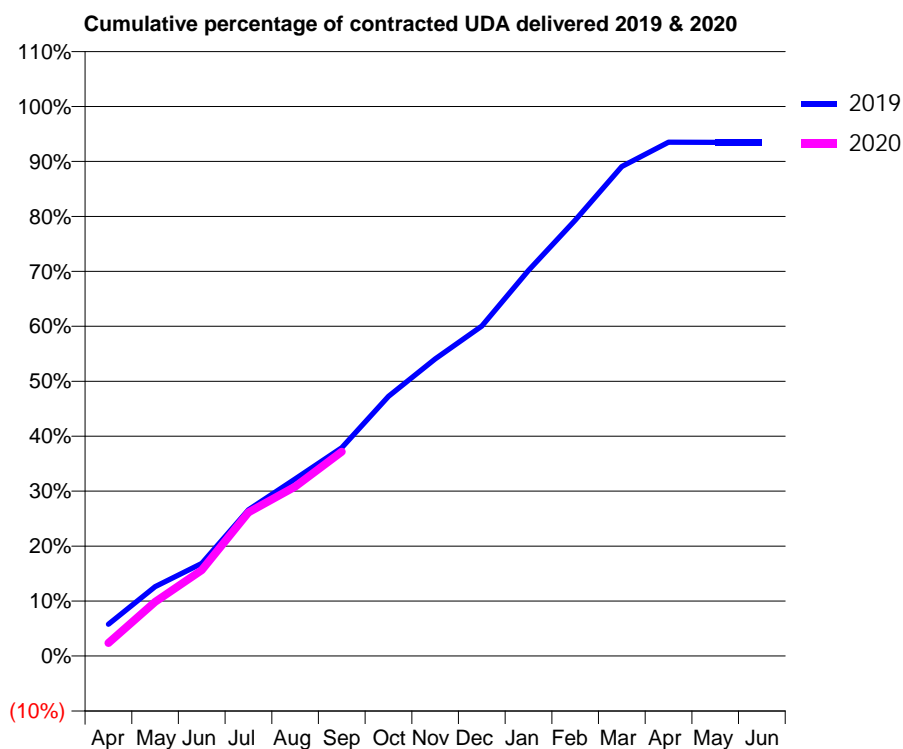
19/20 Contracted general activity (UDA)	6,000
Carry forward general activity (UDA)	0
19/20 Contracted orthodontic activity (UOA)	0
Carry forward orthodontic activity (UOA)	0
Baseline contract value	£133,213.10

### ACCESS\*

Patients seen in 24 months	Total	Change since previous quarter
Quarter ending September 2018	1,908	
Quarter ending December 2018	1,912	→
Quarter ending March 2019	1,906	→
Quarter ending June 2019	1,907	→
Quarter ending September 2019	1,924	→
<b>Variance since September 2018</b>	<b>0.8%</b>	<b>→</b>



### ACTIVITY



Month	Adjusted Scheduled Activity (UDA)	
	2019	2020
April	347	144
May	757	592
June	1,012	938
July	1,596	1,569
August	1,933	1,849
September	2,274	2,232
October	2,835	
November	3,243	
December	3,602	
January	4,210	
February	4,759	
March	5,344	
April	5,609	
May	5,608	
June	5,608	

### QUALITY

	Quantity	Base Number	Contract	AT	Region	England
% of FP17s for the same patient ID Re-attending within 3 months - Children	30	305	9.8%	10.2%	12.1%	11.5%
% of FP17s for the same patient ID Re-attending within 3 months - Adults	140	866	16.2%	14.1%	15.6%	15.4%
% of FP17s for the same patient ID Re-attending between 3 & 9 months - Children	158	305	51.8%	58.0%	61.2%	59.7%
% of FP17s for the same patient ID Re-attending between 3 & 9 months - Adults	386	866	44.6%	53.2%	54.3%	51.7%
% of FP17s for Band 1 Urgent Courses	73	1,075	6.8%	8.4%	9.1%	9.2%
% of FP17s Relating to Free Repair or Replacements	21	1,075	2.0%	1.1%	0.9%	0.7%
% of FP17s Relating to Continuations	27	1,075	2.5%	1.2%	1.0%	0.8%
% of Patients satisfied with the dentistry they have received	3	3	N/A	96.2%	94.4%	93.5%
% of Patients satisfied with the time they had to wait for an appointment	3	3	N/A	91.7%	88.1%	87.4%

\* This is based on patients treated on this contract for their most recent course of treatment. Figures in italics indicate the base number of FP17s or Patient Questionnaire responses are less than 100. N/A is shown where the base number of responses is less than 10 during the period. % is calculated as Quantity/Base number\*100

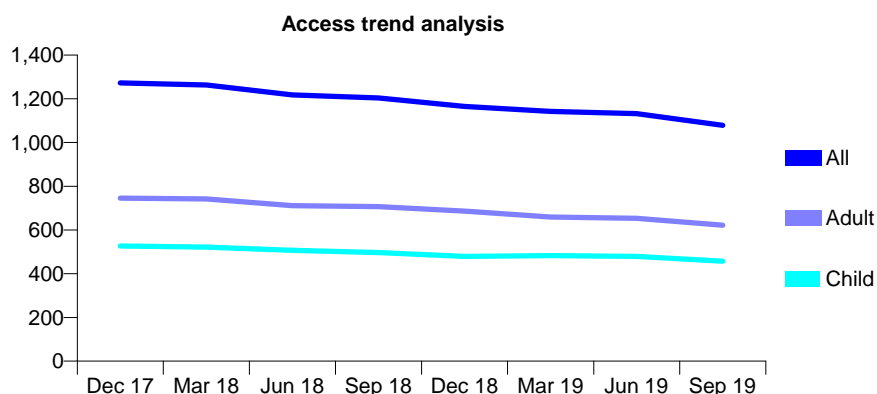
## Q49 - Vital Signs At a Glance Contract Report for 338206/0001 - September 2019

Name or company name	MRS J CANTY
Contract type name	GDS Contract
Purpose of contract	General and Orthodontic
Contract start date	01/04/2006
Contract end date	

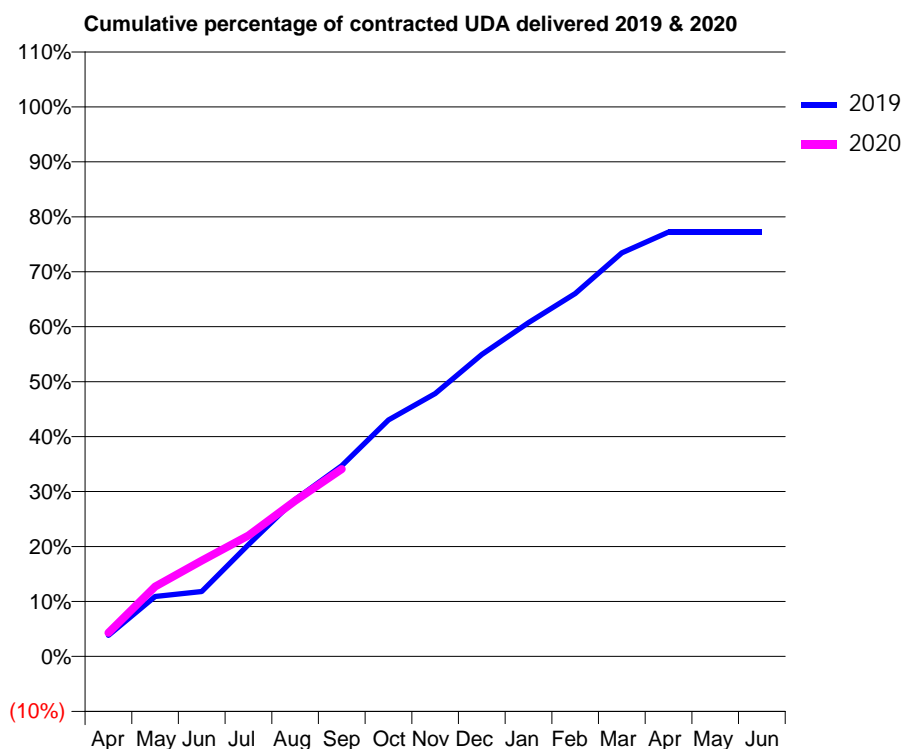
19/20 Contracted general activity (UDA)	5,300
Carry forward general activity (UDA)	0
19/20 Contracted orthodontic activity (UOA)	0
Carry forward orthodontic activity (UOA)	0
Baseline contract value	£132,768.74

### ACCESS\*

Patients seen in 24 months	Total	Change since previous quarter
Quarter ending September 2018	1,204	
Quarter ending December 2018	1,165	↓
Quarter ending March 2019	1,142	↓
Quarter ending June 2019	1,132	→
Quarter ending September 2019	1,079	↓
<b>Variance since September 2018</b>	<b>(10.4%)</b>	<b>↓</b>



### ACTIVITY



Month	Adjusted Scheduled Activity (UDA)	
	2019	2020
April	191	228
May	545	675
June	590	924
July	1,018	1,166
August	1,428	1,502
September	1,735	1,807
October	2,151	
November	2,392	
December	2,746	
January	3,037	
February	3,302	
March	3,671	
April	3,860	
May	3,860	
June	3,860	

### QUALITY

	Quantity	Base Number	Contract	AT	Region	England
% of FP17s for the same patient ID Re-attending within 3 months - Children	12	284	4.2%	10.2%	12.1%	11.5%
% of FP17s for the same patient ID Re-attending within 3 months - Adults	70	423	16.5%	14.1%	15.6%	15.4%
% of FP17s for the same patient ID Re-attending between 3 & 9 months - Children	116	284	40.8%	58.0%	61.2%	59.7%
% of FP17s for the same patient ID Re-attending between 3 & 9 months - Adults	152	423	35.9%	53.2%	54.3%	51.7%
% of FP17s for Band 1 Urgent Courses	39	661	5.9%	8.4%	9.1%	9.2%
% of FP17s Relating to Free Repair or Replacements	0	661	0.0%	1.1%	0.9%	0.7%
% of FP17s Relating to Continuations	0	661	0.0%	1.2%	1.0%	0.8%
% of Patients satisfied with the dentistry they have received	0	0	N/A	96.2%	94.4%	93.5%
% of Patients satisfied with the time they had to wait for an appointment	0	0	N/A	91.7%	88.1%	87.4%

\* This is based on patients treated on this contract for their most recent course of treatment. Figures in italics indicate the base number of FP17s or Patient Questionnaire responses are less than 100. N/A is shown where the base number of responses is less than 10 during the period. % is calculated as Quantity/Base number\*100

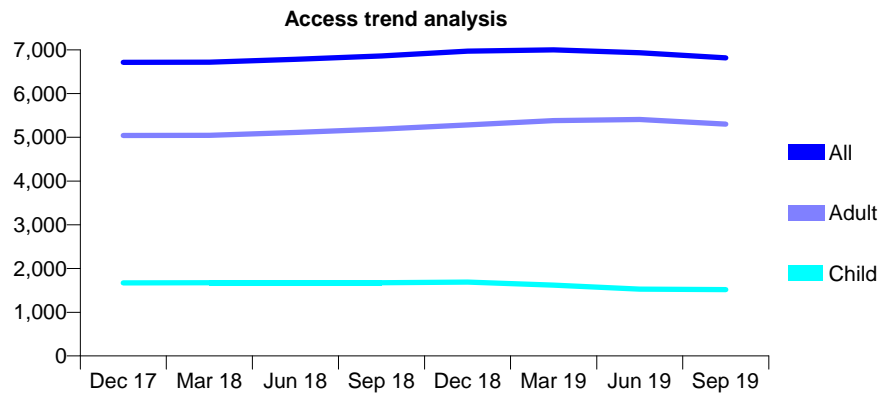
## Q49 - Vital Signs At a Glance Contract Report for 340103/0001 - September 2019

Name or company name	MRS J A COATES
Contract type name	GDS Contract
Purpose of contract	General
Contract start date	07/06/2007
Contract end date	

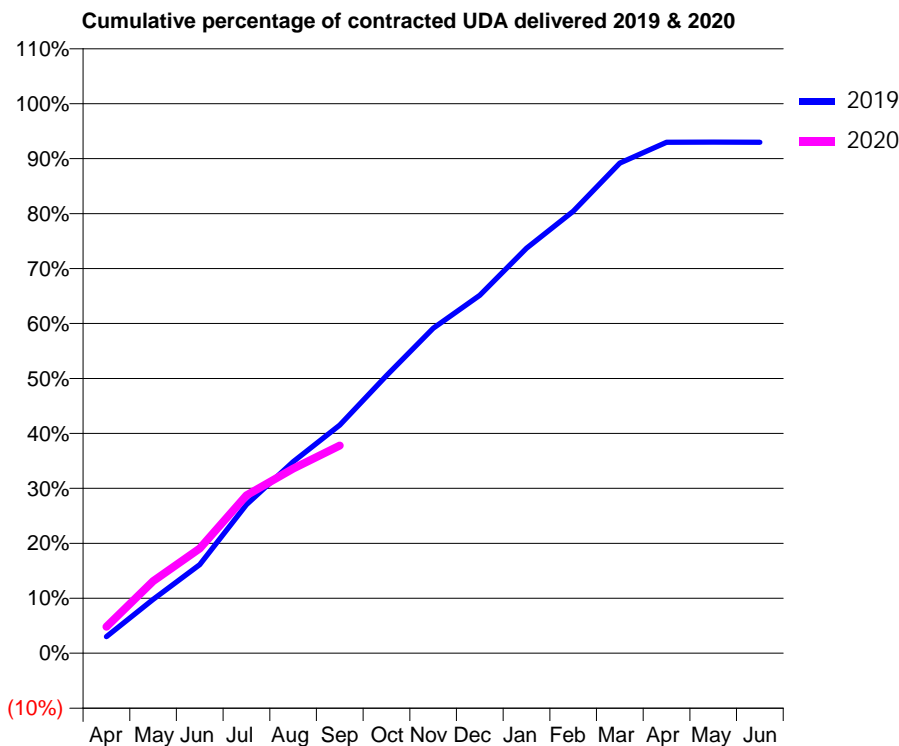
19/20 Contracted general activity (UDA)	20,000
Carry forward general activity (UDA)	0
19/20 Contracted orthodontic activity (UOA)	0
Carry forward orthodontic activity (UOA)	0
Baseline contract value	£594,025.19

### ACCESS\*

Patients seen in 24 months	Total	Change since previous quarter
Quarter ending September 2018	6,861	
Quarter ending December 2018	6,972	→
Quarter ending March 2019	6,999	→
Quarter ending June 2019	6,934	→
Quarter ending September 2019	6,819	↓
<b>Variance since September 2018</b>	<b>(0.6%)</b>	<b>→</b>



### ACTIVITY



Month	2019	2020
April	619	964
May	2,008	2,625
June	3,310	3,814
July	5,551	5,748
August	7,156	6,718
September	8,521	7,560
October	10,369	
November	12,135	
December	13,374	
January	15,125	
February	16,506	
March	18,306	
April	19,084	
May	19,090	
June	19,086	

### QUALITY

	Quantity	Base Number	Contract	AT	Region	England
% of FP17s for the same patient ID Re-attending within 3 months - Children	67	926	7.2%	10.2%	12.1%	11.5%
% of FP17s for the same patient ID Re-attending within 3 months - Adults	384	2,933	13.1%	14.1%	15.6%	15.4%
% of FP17s for the same patient ID Re-attending between 3 & 9 months - Children	476	926	51.4%	58.0%	61.2%	59.7%
% of FP17s for the same patient ID Re-attending between 3 & 9 months - Adults	1,380	2,933	47.1%	53.2%	54.3%	51.7%
% of FP17s for Band 1 Urgent Courses	426	3,488	12.2%	8.4%	9.1%	9.2%
% of FP17s Relating to Free Repair or Replacements	101	3,488	2.9%	1.1%	0.9%	0.7%
% of FP17s Relating to Continuations	42	3,488	1.2%	1.2%	1.0%	0.8%
% of Patients satisfied with the dentistry they have received	3	3	N/A	96.2%	94.4%	93.5%
% of Patients satisfied with the time they had to wait for an appointment	3	3	N/A	91.7%	88.1%	87.4%

\* This is based on patients treated on this contract for their most recent course of treatment. Figures in italics indicate the base number of FP17s or Patient Questionnaire responses are less than 100. N/A is shown where the base number of responses is less than 10 during the period. % is calculated as Quantity/Base number\*100

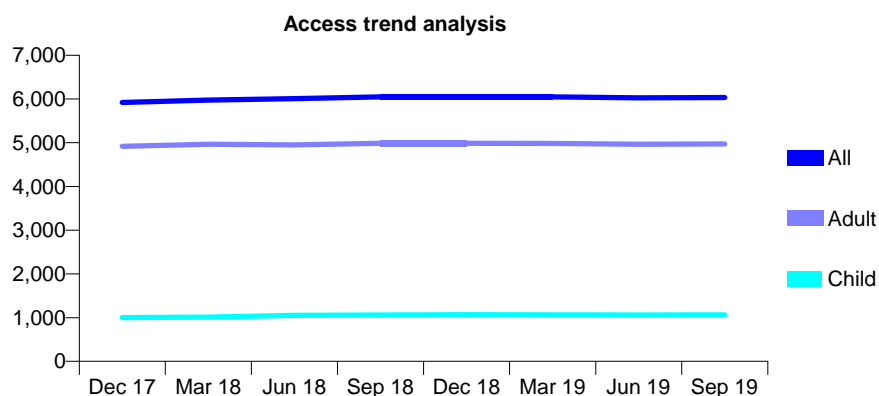
## Q49 - Vital Signs At a Glance Contract Report for 341894/0001 - September 2019

Name or company name	MR YA NOJIB
Contract type name	GDS Contract
Purpose of contract	General
Contract start date	14/04/2007
Contract end date	

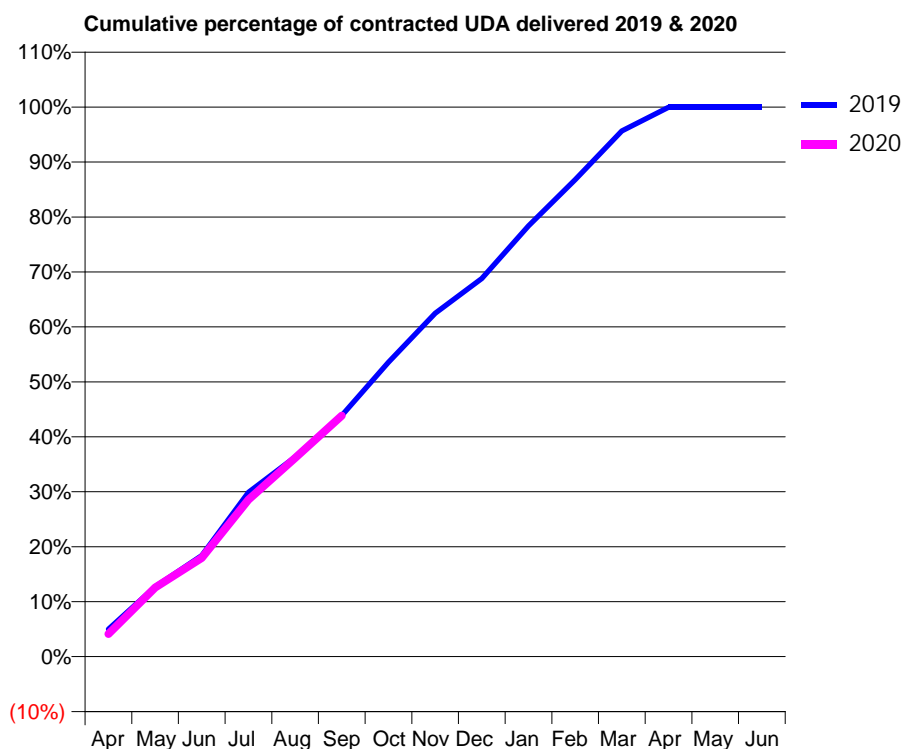
19/20 Contracted general activity (UDA)	18,117
Carry forward general activity (UDA)	5
19/20 Contracted orthodontic activity (UOA)	0
Carry forward orthodontic activity (UOA)	0
Baseline contract value	£502,872.20

### ACCESS\*

Patients seen in 24 months	Total	Change since previous quarter
Quarter ending September 2018	6,050	
Quarter ending December 2018	6,050	→
Quarter ending March 2019	6,047	→
Quarter ending June 2019	6,024	→
Quarter ending September 2019	6,036	→
<b>Variance since September 2018</b>	<b>(0.2%)</b>	<b>→</b>



### ACTIVITY



Month	Adjusted Scheduled Activity (UDA)	
	2019	2020
April	903	751
May	2,305	2,273
June	3,335	3,254
July	5,418	5,173
August	6,584	6,549
September	7,950	7,944
October	9,705	
November	11,318	
December	12,467	
January	14,202	
February	15,724	
March	17,330	
April	18,112	
May	18,112	
June	18,112	

### QUALITY

	Quantity	Base Number	Contract	AT	Region	England
% of FP17s for the same patient ID Re-attending within 3 months - Children	61	900	6.8%	10.2%	12.1%	11.5%
% of FP17s for the same patient ID Re-attending within 3 months - Adults	531	4,097	13.0%	14.1%	15.6%	15.4%
% of FP17s for the same patient ID Re-attending between 3 & 9 months - Children	616	900	68.4%	58.0%	61.2%	59.7%
% of FP17s for the same patient ID Re-attending between 3 & 9 months - Adults	2,795	4,097	68.2%	53.2%	54.3%	51.7%
% of FP17s for Band 1 Urgent Courses	169	4,311	3.9%	8.4%	9.1%	9.2%
% of FP17s Relating to Free Repair or Replacements	57	4,311	1.3%	1.1%	0.9%	0.7%
% of FP17s Relating to Continuations	110	4,311	2.6%	1.2%	1.0%	0.8%
% of Patients satisfied with the dentistry they have received	1	1	N/A	96.2%	94.4%	93.5%
% of Patients satisfied with the time they had to wait for an appointment	1	1	N/A	91.7%	88.1%	87.4%

\* This is based on patients treated on this contract for their most recent course of treatment. Figures in italics indicate the base number of FP17s or Patient Questionnaire responses are less than 100. N/A is shown where the base number of responses is less than 10 during the period. % is calculated as Quantity/Base number\*100

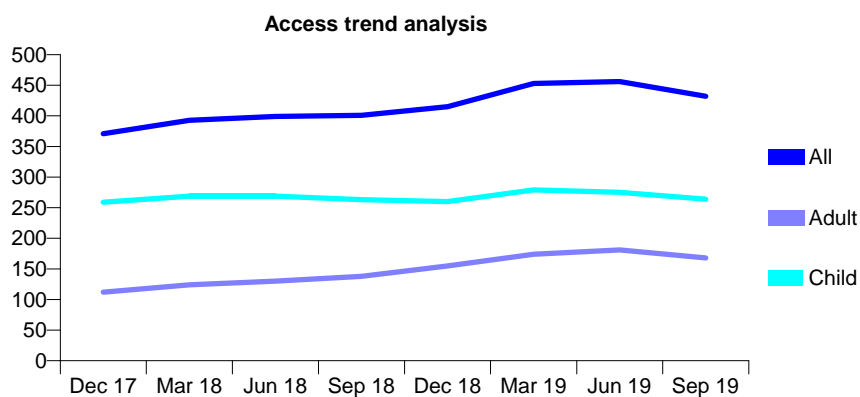
## Q49 - Vital Signs At a Glance Contract Report for 341894/0004 - September 2019

Name or company name	MR YA NOJIB
Contract type name	GDS Contract
Purpose of contract	General
Contract start date	01/04/2011
Contract end date	

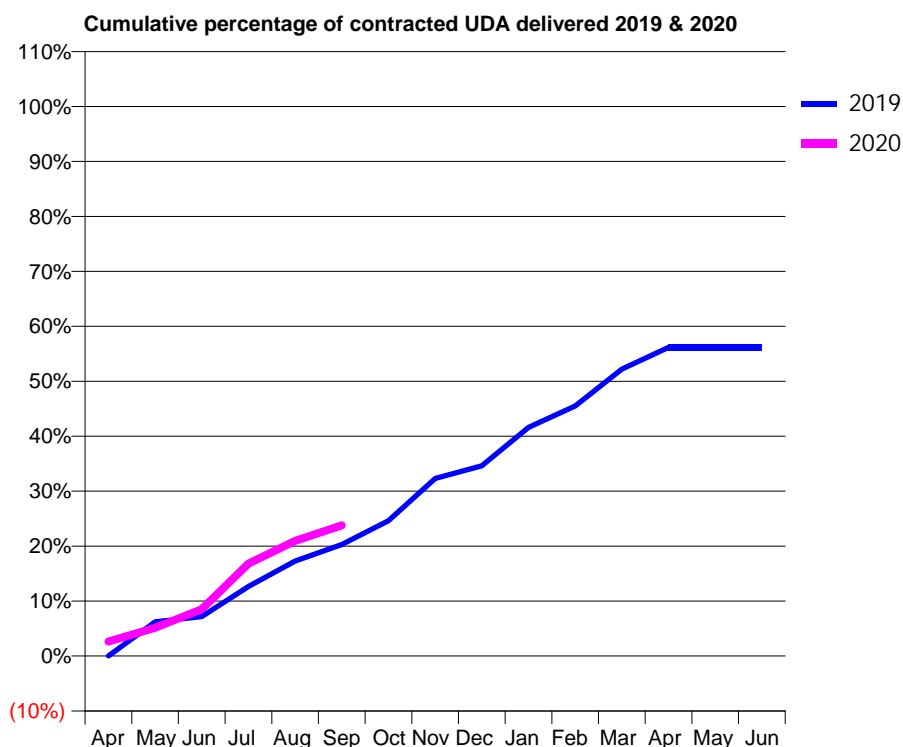
19/20 Contracted general activity (UDA)	2,031
Carry forward general activity (UDA)	0
19/20 Contracted orthodontic activity (UOA)	0
Carry forward orthodontic activity (UOA)	0
Baseline contract value	£45,083.33

### ACCESS\*

Patients seen in 24 months	Total	Change since previous quarter
Quarter ending September 2018	401	
Quarter ending December 2018	415	↑
Quarter ending March 2019	453	↑
Quarter ending June 2019	456	→
Quarter ending September 2019	432	↓
<b>Variance since September 2018</b>	<b>7.7%</b>	<b>↑</b>



### ACTIVITY



Month	Adjusted Scheduled Activity (UDA)	
	2019	2020
April	0	54
May	126	105
June	145	173
July	257	342
August	351	425
September	412	483
October	500	
November	656	
December	703	
January	845	
February	924	
March	1,060	
April	1,141	
May	1,141	
June	1,141	

### QUALITY

	Quantity	Base Number	Contract	AT	Region	England
% of FP17s for the same patient ID Re-attending within 3 months - Children	19	232	8.2%	10.2%	12.1%	11.5%
% of FP17s for the same patient ID Re-attending within 3 months - Adults	11	89	12.4%	14.1%	15.6%	15.4%
% of FP17s for the same patient ID Re-attending between 3 & 9 months - Children	167	232	72.0%	58.0%	61.2%	59.7%
% of FP17s for the same patient ID Re-attending between 3 & 9 months - Adults	47	89	52.8%	53.2%	54.3%	51.7%
% of FP17s for Band 1 Urgent Courses	20	290	6.9%	8.4%	9.1%	9.2%
% of FP17s Relating to Free Repair or Replacements	0	290	0.0%	1.1%	0.9%	0.7%
% of FP17s Relating to Continuations	3	290	1.0%	1.2%	1.0%	0.8%
% of Patients satisfied with the dentistry they have received	0	0	N/A	96.2%	94.4%	93.5%
% of Patients satisfied with the time they had to wait for an appointment	0	0	N/A	91.7%	88.1%	87.4%

\* This is based on patients treated on this contract for their most recent course of treatment. Figures in italics indicate the base number of FP17s or Patient Questionnaire responses are less than 100. N/A is shown where the base number of responses is less than 10 during the period. % is calculated as Quantity/Base number\*100

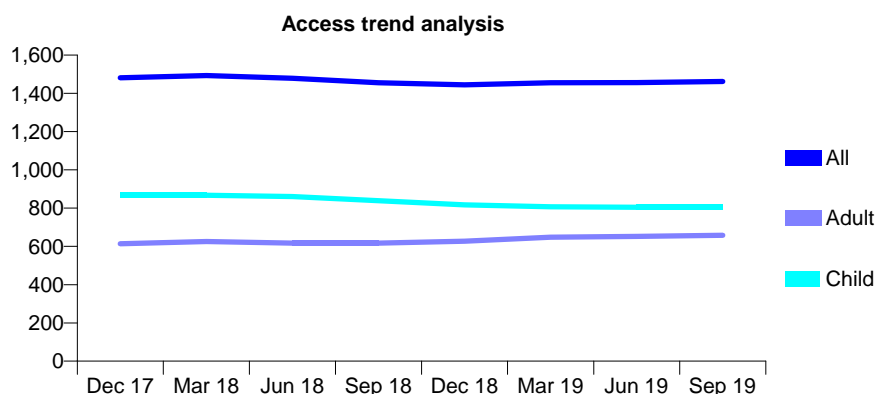
## Q49 - Vital Signs At a Glance Contract Report for 344702/0001 - September 2019

Name or company name	MRS EM GRIFFIN
Contract type name	GDS Contract
Purpose of contract	General
Contract start date	01/01/2012
Contract end date	

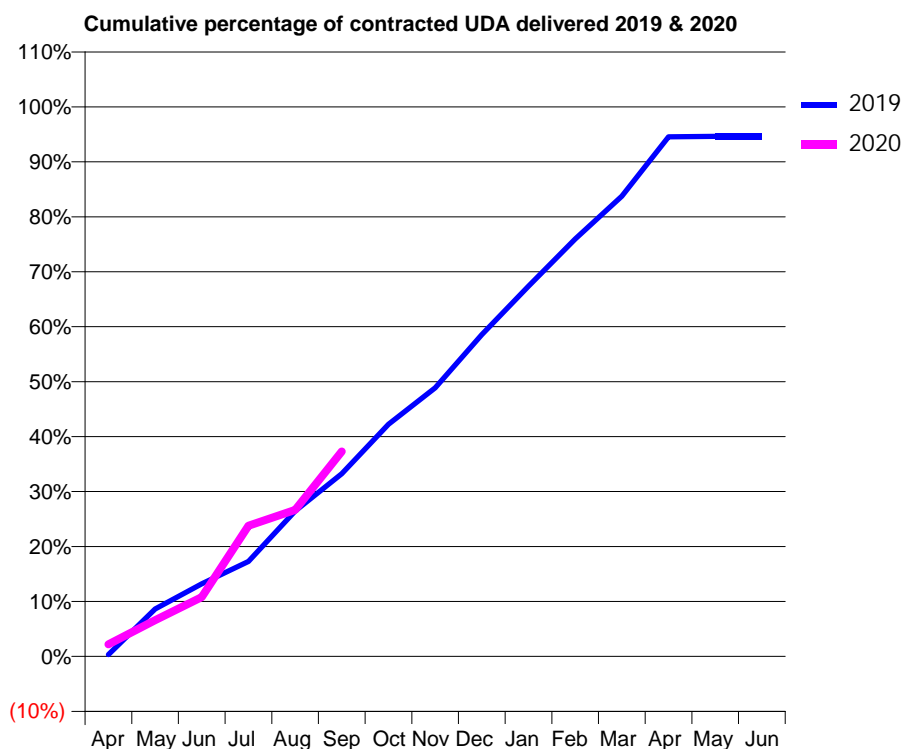
19/20 Contracted general activity (UDA)	4,000
Carry forward general activity (UDA)	0
19/20 Contracted orthodontic activity (UOA)	0
Carry forward orthodontic activity (UOA)	0
Baseline contract value	£101,200.28

### ACCESS\*

Patients seen in 24 months	Total	Change since previous quarter
Quarter ending September 2018	1,455	
Quarter ending December 2018	1,444	→
Quarter ending March 2019	1,455	→
Quarter ending June 2019	1,456	→
Quarter ending September 2019	1,462	→
<b>Variance since September 2018</b>	<b>0.5%</b>	<b>→</b>



### ACTIVITY



Month	2019	2020
April	14	88
May	345	265
June	529	431
July	691	952
August	1,059	1,066
September	1,331	1,492
October	1,690	
November	1,955	
December	2,342	
January	2,695	
February	3,038	
March	3,350	
April	3,783	
May	3,786	
June	3,786	

### QUALITY

	Quantity	Base Number	Contract	AT	Region	England
% of FP17s for the same patient ID Re-attending within 3 months - Children	75	758	9.9%	10.2%	12.1%	11.5%
% of FP17s for the same patient ID Re-attending within 3 months - Adults	75	492	15.2%	14.1%	15.6%	15.4%
% of FP17s for the same patient ID Re-attending between 3 & 9 months - Children	566	758	74.7%	58.0%	61.2%	59.7%
% of FP17s for the same patient ID Re-attending between 3 & 9 months - Adults	328	492	66.7%	53.2%	54.3%	51.7%
% of FP17s for Band 1 Urgent Courses	63	1,011	6.2%	8.4%	9.1%	9.2%
% of FP17s Relating to Free Repair or Replacements	1	1,011	0.1%	1.1%	0.9%	0.7%
% of FP17s Relating to Continuations	2	1,011	0.2%	1.2%	1.0%	0.8%
% of Patients satisfied with the dentistry they have received	0	0	N/A	96.2%	94.4%	93.5%
% of Patients satisfied with the time they had to wait for an appointment	0	0	N/A	91.7%	88.1%	87.4%

\* This is based on patients treated on this contract for their most recent course of treatment. Figures in italics indicate the base number of FP17s or Patient Questionnaire responses are less than 100. N/A is shown where the base number of responses is less than 10 during the period. % is calculated as Quantity/Base number\*100

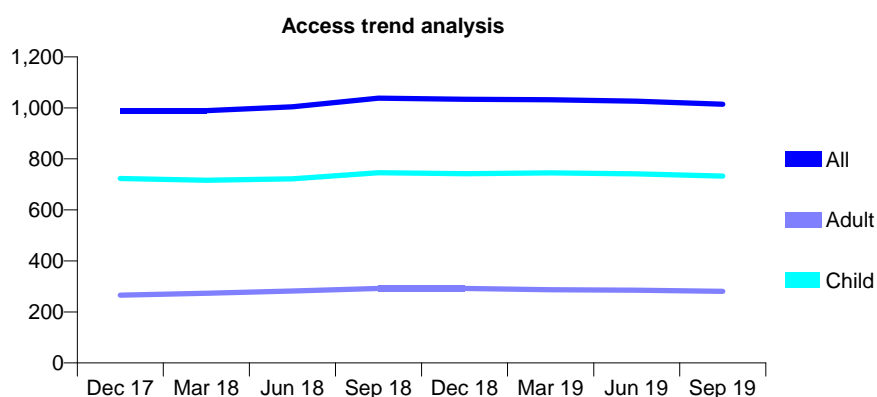
## Q49 - Vital Signs At a Glance Contract Report for 357499/0001 - September 2019

Name or company name	MR TD DAVIES
Contract type name	GDS Contract
Purpose of contract	General
Contract start date	01/08/2012
Contract end date	

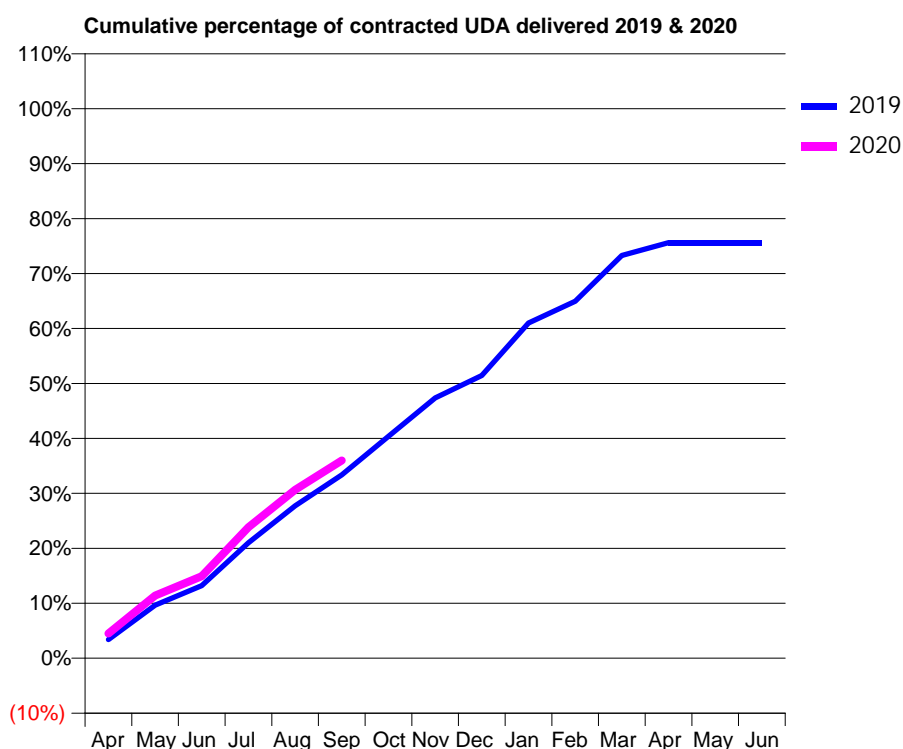
19/20 Contracted general activity (UDA)	3,093
Carry forward general activity (UDA)	0
19/20 Contracted orthodontic activity (UOA)	0
Carry forward orthodontic activity (UOA)	0
Baseline contract value	£70,454.12

### ACCESS\*

Patients seen in 24 months	Total	Change since previous quarter
Quarter ending September 2018	1,038	
Quarter ending December 2018	1,034	→
Quarter ending March 2019	1,032	→
Quarter ending June 2019	1,026	→
Quarter ending September 2019	1,014	↓
<b>Variance since September 2018</b>	<b>(2.3%)</b>	<b>↓</b>



### ACTIVITY



Month	2019	2020
April	105	139
May	299	353
June	409	462
July	649	737
August	859	948
September	1,031	1,113
October	1,248	
November	1,465	
December	1,592	
January	1,886	
February	2,009	
March	2,267	
April	2,339	
May	2,339	
June	2,339	

### QUALITY

	Quantity	Base Number	Contract	AT	Region	England
% of FP17s for the same patient ID Re-attending within 3 months - Children	47	531	8.9%	10.2%	12.1%	11.5%
% of FP17s for the same patient ID Re-attending within 3 months - Adults	35	154	22.7%	14.1%	15.6%	15.4%
% of FP17s for the same patient ID Re-attending between 3 & 9 months - Children	307	531	57.8%	58.0%	61.2%	59.7%
% of FP17s for the same patient ID Re-attending between 3 & 9 months - Adults	72	154	46.8%	53.2%	54.3%	51.7%
% of FP17s for Band 1 Urgent Courses	24	637	3.8%	8.4%	9.1%	9.2%
% of FP17s Relating to Free Repair or Replacements	0	637	0.0%	1.1%	0.9%	0.7%
% of FP17s Relating to Continuations	0	637	0.0%	1.2%	1.0%	0.8%
% of Patients satisfied with the dentistry they have received	0	0	N/A	96.2%	94.4%	93.5%
% of Patients satisfied with the time they had to wait for an appointment	0	0	N/A	91.7%	88.1%	87.4%

\* This is based on patients treated on this contract for their most recent course of treatment. Figures in italics indicate the base number of FP17s or Patient Questionnaire responses are less than 100. N/A is shown where the base number of responses is less than 10 during the period. % is calculated as Quantity/Base number\*100



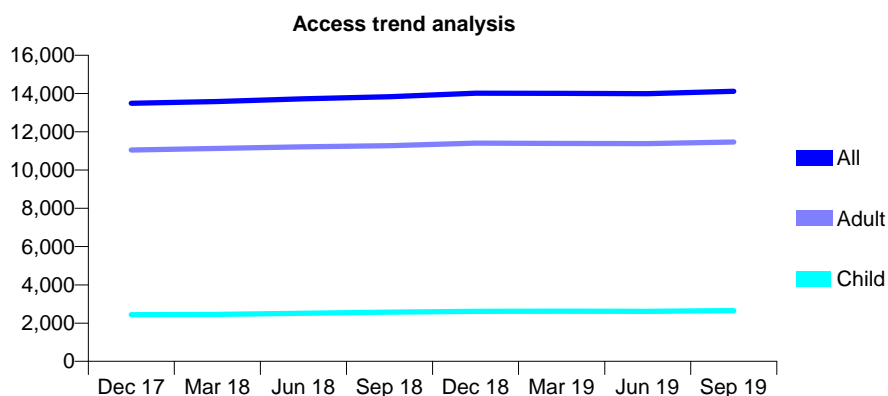
## Q49 - Vital Signs At a Glance Contract Report for 358398/0001 - September 2019

Name or company name	MR DJ RYNN
Contract type name	GDS Contract
Purpose of contract	General
Contract start date	01/04/2011
Contract end date	

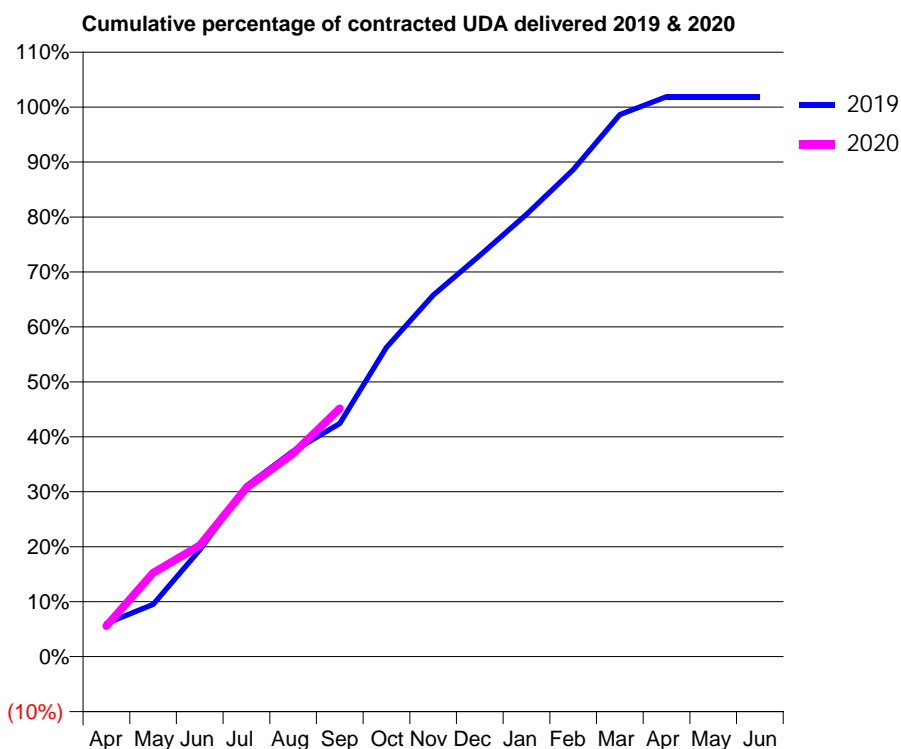
19/20 Contracted general activity (UDA)	37,204
Carry forward general activity (UDA)	-699
19/20 Contracted orthodontic activity (UOA)	0
Carry forward orthodontic activity (UOA)	0
Baseline contract value	£896,719.58

### ACCESS\*

Patients seen in 24 months	Total	Change since previous quarter
Quarter ending September 2018	13,838	
Quarter ending December 2018	14,016	→
Quarter ending March 2019	14,012	→
Quarter ending June 2019	13,997	→
Quarter ending September 2019	14,123	→
<b>Variance since September 2018</b>	<b>2.1%</b>	<b>↑</b>



### ACTIVITY



Month	Adjusted Scheduled Activity (UDA)	
	2019	2020
April	2,255	2,081
May	3,547	5,675
June	7,230	7,523
July	11,559	11,426
August	13,913	13,756
September	15,790	16,794
October	20,945	
November	24,467	
December	27,154	
January	29,947	
February	32,969	
March	36,697	
April	37,902	
May	37,908	
June	37,903	

### QUALITY

	Quantity	Base Number	Contract	AT	Region	England
% of FP17s for the same patient ID Re-attending within 3 months - Children	123	2,287	5.4%	10.2%	12.1%	11.5%
% of FP17s for the same patient ID Re-attending within 3 months - Adults	965	9,323	10.4%	14.1%	15.6%	15.4%
% of FP17s for the same patient ID Re-attending between 3 & 9 months - Children	1,652	2,287	72.2%	58.0%	61.2%	59.7%
% of FP17s for the same patient ID Re-attending between 3 & 9 months - Adults	6,675	9,323	71.6%	53.2%	54.3%	51.7%
% of FP17s for Band 1 Urgent Courses	603	10,259	5.9%	8.4%	9.1%	9.2%
% of FP17s Relating to Free Repair or Replacements	78	10,259	0.8%	1.1%	0.9%	0.7%
% of FP17s Relating to Continuations	93	10,259	0.9%	1.2%	1.0%	0.8%
% of Patients satisfied with the dentistry they have received	6	6	N/A	96.2%	94.4%	93.5%
% of Patients satisfied with the time they had to wait for an appointment	6	6	N/A	91.7%	88.1%	87.4%

\* This is based on patients treated on this contract for their most recent course of treatment. Figures in italics indicate the base number of FP17s or Patient Questionnaire responses are less than 100. N/A is shown where the base number of responses is less than 10 during the period. % is calculated as Quantity/Base number\*100

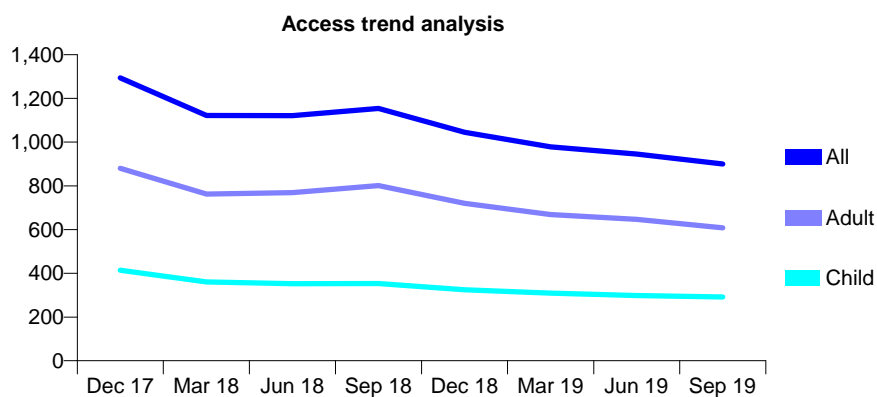
## Q49 - Vital Signs At a Glance Contract Report for 367672/0001 - September 2019

Name or company name	MR GA HARRISON
Contract type name	GDS Contract
Purpose of contract	General
Contract start date	01/08/2006
Contract end date	

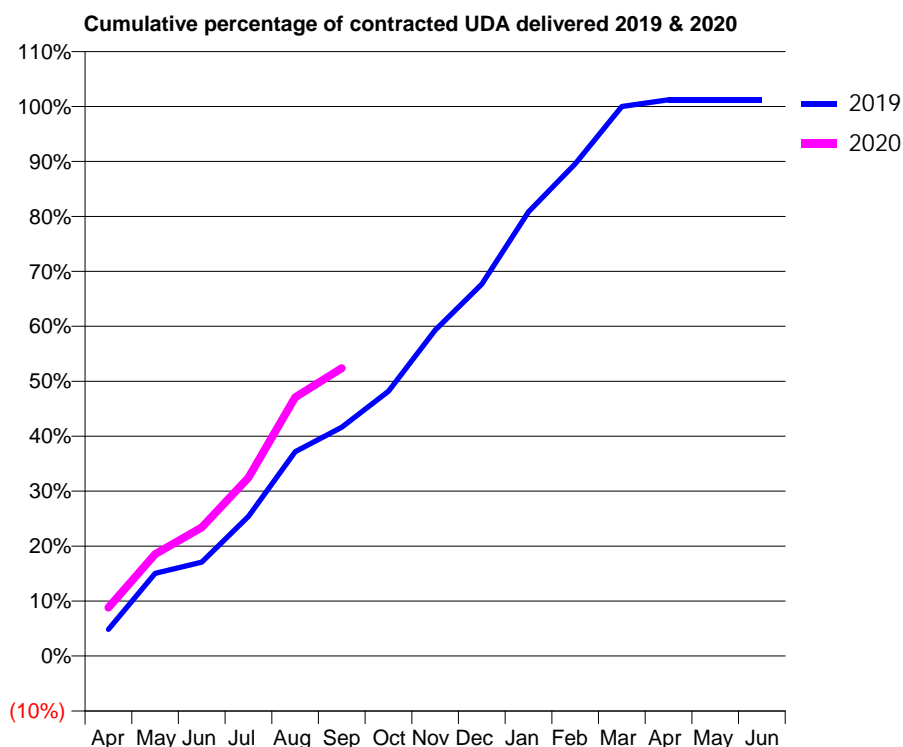
19/20 Contracted general activity (UDA)	2,190
Carry forward general activity (UDA)	-26
19/20 Contracted orthodontic activity (UOA)	0
Carry forward orthodontic activity (UOA)	0
Baseline contract value	£53,597.37

### ACCESS\*

Patients seen in 24 months	Total	Change since previous quarter
Quarter ending September 2018	1,154	
Quarter ending December 2018	1,045	↓
Quarter ending March 2019	978	↓
Quarter ending June 2019	945	↓
Quarter ending September 2019	900	↓
<b>Variance since September 2018</b>	<b>(22.0%)</b>	<b>↓</b>



### ACTIVITY



Month	Adjusted Scheduled Activity (UDA)	
	2019	2020
April	106	193
May	329	406
June	374	513
July	557	711
August	814	1,031
September	912	1,147
October	1,055	
November	1,298	
December	1,482	
January	1,770	
February	1,961	
March	2,190	
April	2,216	
May	2,216	
June	2,216	

### QUALITY

	Quantity	Base Number	Contract	AT	Region	England
% of FP17s for the same patient ID Re-attending within 3 months - Children	10	250	4.0%	10.2%	12.1%	11.5%
% of FP17s for the same patient ID Re-attending within 3 months - Adults	58	462	12.6%	14.1%	15.6%	15.4%
% of FP17s for the same patient ID Re-attending between 3 & 9 months - Children	168	250	67.2%	58.0%	61.2%	59.7%
% of FP17s for the same patient ID Re-attending between 3 & 9 months - Adults	233	462	50.4%	53.2%	54.3%	51.7%
% of FP17s for Band 1 Urgent Courses	96	703	13.7%	8.4%	9.1%	9.2%
% of FP17s Relating to Free Repair or Replacements	6	703	0.9%	1.1%	0.9%	0.7%
% of FP17s Relating to Continuations	11	703	1.6%	1.2%	1.0%	0.8%
% of Patients satisfied with the dentistry they have received	0	0	N/A	96.2%	94.4%	93.5%
% of Patients satisfied with the time they had to wait for an appointment	0	0	N/A	91.7%	88.1%	87.4%

\* This is based on patients treated on this contract for their most recent course of treatment. Figures in italics indicate the base number of FP17s or Patient Questionnaire responses are less than 100. N/A is shown where the base number of responses is less than 10 during the period. % is calculated as Quantity/Base number\*100

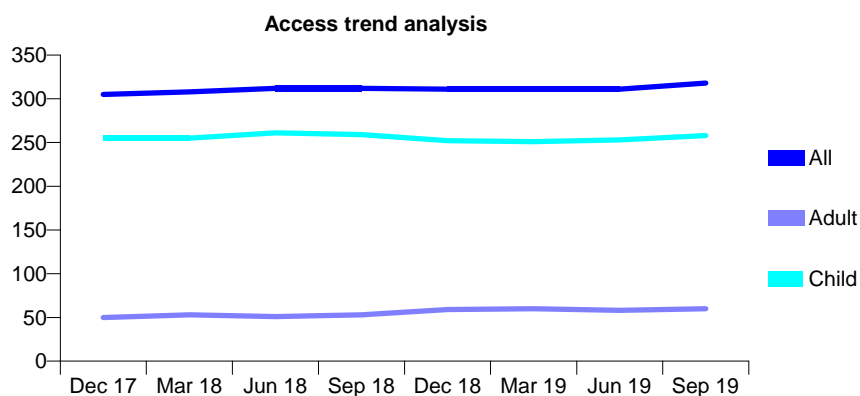
## Q49 - Vital Signs At a Glance Contract Report for 565989/0001 - September 2019

Name or company name	Wetheral Dental Practice
Contract type name	GDS Contract
Purpose of contract	General
Contract start date	01/04/2006
Contract end date	

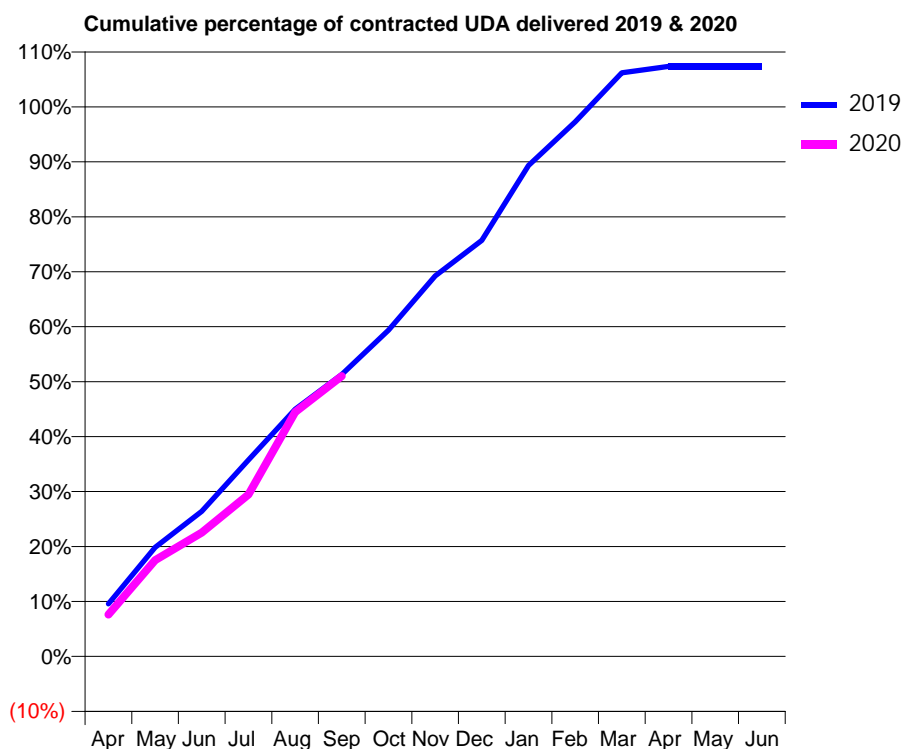
19/20 Contracted general activity (UDA)	656
Carry forward general activity (UDA)	-10
19/20 Contracted orthodontic activity (UOA)	0
Carry forward orthodontic activity (UOA)	0
Baseline contract value	£16,889.03

### ACCESS\*

Patients seen in 24 months	Total	Change since previous quarter
Quarter ending September 2018	312	
Quarter ending December 2018	311	→
Quarter ending March 2019	311	→
Quarter ending June 2019	311	→
Quarter ending September 2019	318	↑
<b>Variance since September 2018</b>	1.9%	→



### ACTIVITY



Month	Adjusted Scheduled Activity (UDA)	
	2019	2020
April	58	50
May	121	115
June	160	148
July	217	193
August	273	292
September	312	335
October	361	
November	421	
December	460	
January	543	
February	591	
March	646	
April	653	
May	653	
June	653	

### QUALITY

	Quantity	Base Number	Contract	AT	Region	England
% of FP17s for the same patient ID Re-attending within 3 months - Children	12	229	5.2%	10.2%	12.1%	11.5%
% of FP17s for the same patient ID Re-attending within 3 months - Adults	1	28	3.6%	14.1%	15.6%	15.4%
% of FP17s for the same patient ID Re-attending between 3 & 9 months - Children	187	229	81.7%	58.0%	61.2%	59.7%
% of FP17s for the same patient ID Re-attending between 3 & 9 months - Adults	22	28	78.6%	53.2%	54.3%	51.7%
% of FP17s for Band 1 Urgent Courses	8	249	3.2%	8.4%	9.1%	9.2%
% of FP17s Relating to Free Repair or Replacements	0	249	0.0%	1.1%	0.9%	0.7%
% of FP17s Relating to Continuations	0	249	0.0%	1.2%	1.0%	0.8%
% of Patients satisfied with the dentistry they have received	0	0	N/A	96.2%	94.4%	93.5%
% of Patients satisfied with the time they had to wait for an appointment	0	0	N/A	91.7%	88.1%	87.4%

\* This is based on patients treated on this contract for their most recent course of treatment. Figures in italics indicate the base number of FP17s or Patient Questionnaire responses are less than 100. N/A is shown where the base number of responses is less than 10 during the period. % is calculated as Quantity/Base number\*100

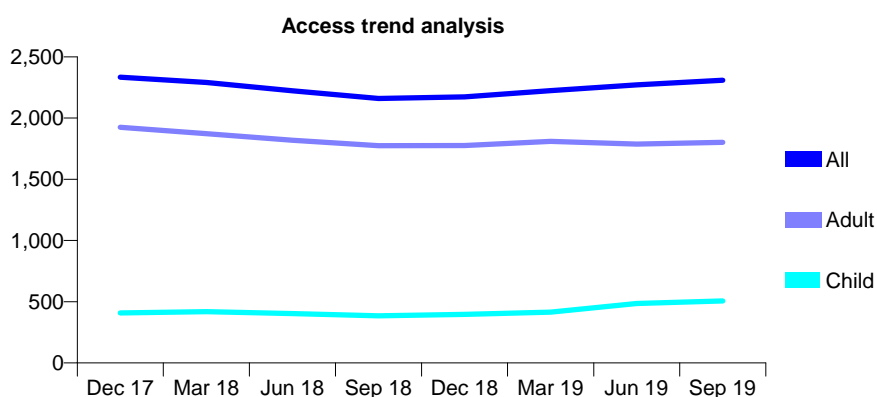
## Q49 - Vital Signs At a Glance Contract Report for 567337/0001 - September 2019

Name or company name	Harley House Dental Practice
Contract type name	GDS Contract
Purpose of contract	General and Orthodontic
Contract start date	01/04/2006
Contract end date	

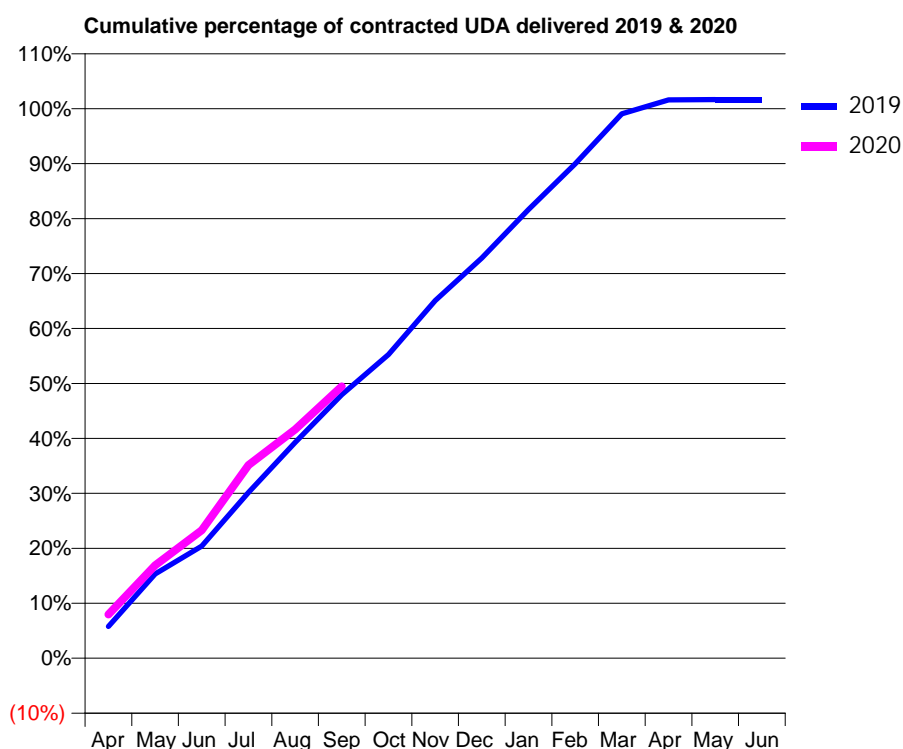
19/20 Contracted general activity (UDA)	7,344
Carry forward general activity (UDA)	-120
19/20 Contracted orthodontic activity (UOA)	0
Carry forward orthodontic activity (UOA)	0
Baseline contract value	£189,663.78

### ACCESS\*

Patients seen in 24 months	Total	Change since previous quarter
Quarter ending September 2018	2,160	
Quarter ending December 2018	2,173	→
Quarter ending March 2019	2,224	↑
Quarter ending June 2019	2,272	↑
Quarter ending September 2019	2,309	→
<b>Variance since September 2018</b>	<b>6.9%</b>	<b>↑</b>



### ACTIVITY



Month	2019	2020
April	426	586
May	1,125	1,241
June	1,498	1,710
July	2,215	2,582
August	2,884	3,057
September	3,521	3,633
October	4,059	
November	4,778	
December	5,348	
January	5,995	
February	6,607	
March	7,276	
April	7,461	
May	7,464	
June	7,464	

### QUALITY

	Quantity	Base Number	Contract	AT	Region	England
% of FP17s for the same patient ID Re-attending within 3 months - Children	53	543	9.8%	10.2%	12.1%	11.5%
% of FP17s for the same patient ID Re-attending within 3 months - Adults	214	1,609	13.3%	14.1%	15.6%	15.4%
% of FP17s for the same patient ID Re-attending between 3 & 9 months - Children	313	543	57.6%	58.0%	61.2%	59.7%
% of FP17s for the same patient ID Re-attending between 3 & 9 months - Adults	1,192	1,609	74.1%	53.2%	54.3%	51.7%
% of FP17s for Band 1 Urgent Courses	168	2,054	8.2%	8.4%	9.1%	9.2%
% of FP17s Relating to Free Repair or Replacements	3	2,054	0.1%	1.1%	0.9%	0.7%
% of FP17s Relating to Continuations	15	2,054	0.7%	1.2%	1.0%	0.8%
% of Patients satisfied with the dentistry they have received	0	0	N/A	96.2%	94.4%	93.5%
% of Patients satisfied with the time they had to wait for an appointment	0	0	N/A	91.7%	88.1%	87.4%

\* This is based on patients treated on this contract for their most recent course of treatment.

Figures in italics indicate the base number of FP17s or Patient Questionnaire responses are less than 100. N/A is shown where the base number of responses is less than 10 during the period. % is calculated as Quantity/Base number\*100

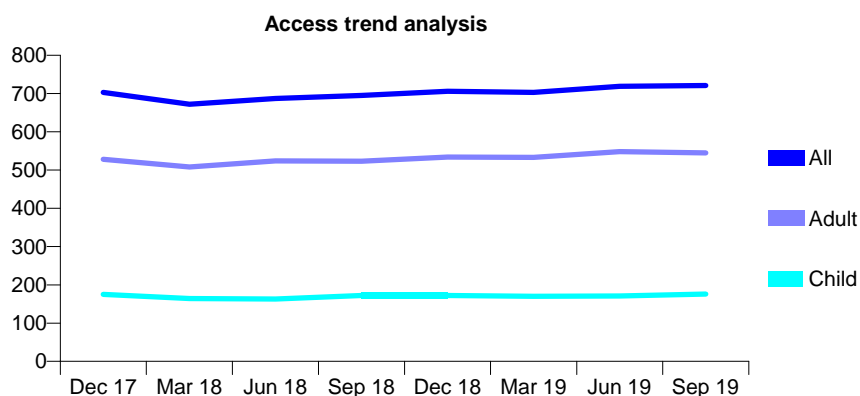
## Q49 - Vital Signs At a Glance Contract Report for 570869/0001 - September 2019

Name or company name	MR MI BHOLAH
Contract type name	GDS Contract
Purpose of contract	General and Orthodontic
Contract start date	01/04/2006
Contract end date	

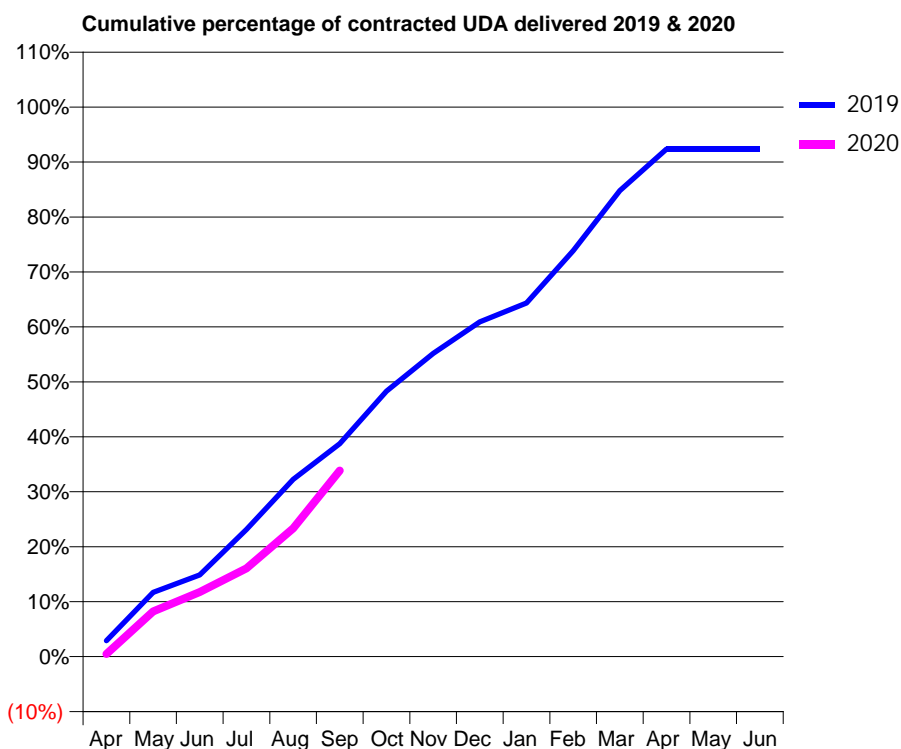
19/20 Contracted general activity (UDA)	3,219
Carry forward general activity (UDA)	0
19/20 Contracted orthodontic activity (UOA)	0
Carry forward orthodontic activity (UOA)	0
Baseline contract value	£88,248.65

### ACCESS\*

Patients seen in 24 months	Total	Change since previous quarter
Quarter ending September 2018	695	
Quarter ending December 2018	706	→
Quarter ending March 2019	703	→
Quarter ending June 2019	719	↑
Quarter ending September 2019	721	→
<b>Variance since September 2018</b>	<b>3.7%</b>	<b>↑</b>



### ACTIVITY



Month	Adjusted Scheduled Activity (UDA)	
	2019	2020
April	94	16
May	376	265
June	479	378
July	745	517
August	1,038	751
September	1,247	1,090
October	1,555	
November	1,776	
December	1,961	
January	2,071	
February	2,377	
March	2,729	
April	2,973	
May	2,973	
June	2,973	

### QUALITY

	Quantity	Base Number	Contract	AT	Region	England
% of FP17s for the same patient ID Re-attending within 3 months - Children	5	134	3.7%	10.2%	12.1%	11.5%
% of FP17s for the same patient ID Re-attending within 3 months - Adults	34	347	9.8%	14.1%	15.6%	15.4%
% of FP17s for the same patient ID Re-attending between 3 & 9 months - Children	91	134	67.9%	58.0%	61.2%	59.7%
% of FP17s for the same patient ID Re-attending between 3 & 9 months - Adults	207	347	59.7%	53.2%	54.3%	51.7%
% of FP17s for Band 1 Urgent Courses	14	432	3.2%	8.4%	9.1%	9.2%
% of FP17s Relating to Free Repair or Replacements	1	432	0.2%	1.1%	0.9%	0.7%
% of FP17s Relating to Continuations	7	432	1.6%	1.2%	1.0%	0.8%
% of Patients satisfied with the dentistry they have received	2	2	N/A	96.2%	94.4%	93.5%
% of Patients satisfied with the time they had to wait for an appointment	2	2	N/A	91.7%	88.1%	87.4%

\* This is based on patients treated on this contract for their most recent course of treatment. Figures in italics indicate the base number of FP17s or Patient Questionnaire responses are less than 100. N/A is shown where the base number of responses is less than 10 during the period. % is calculated as Quantity/Base number\*100

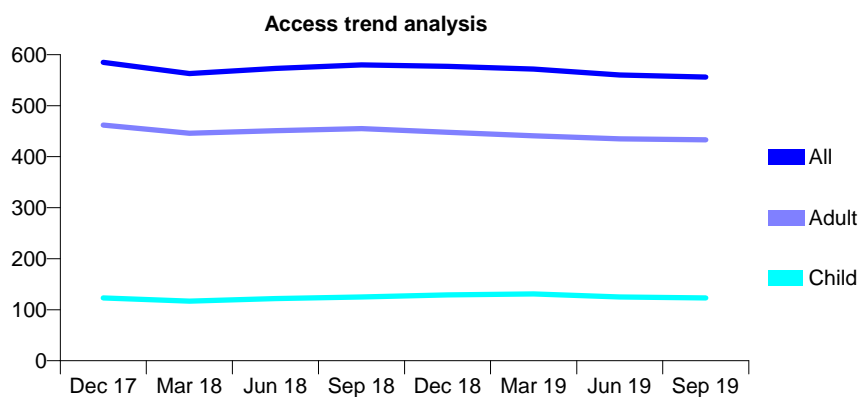
## Q49 - Vital Signs At a Glance Contract Report for 570869/0002 - September 2019

Name or company name	MR MI BHOLAH
Contract type name	GDS Contract
Purpose of contract	General and Orthodontic
Contract start date	01/04/2006
Contract end date	

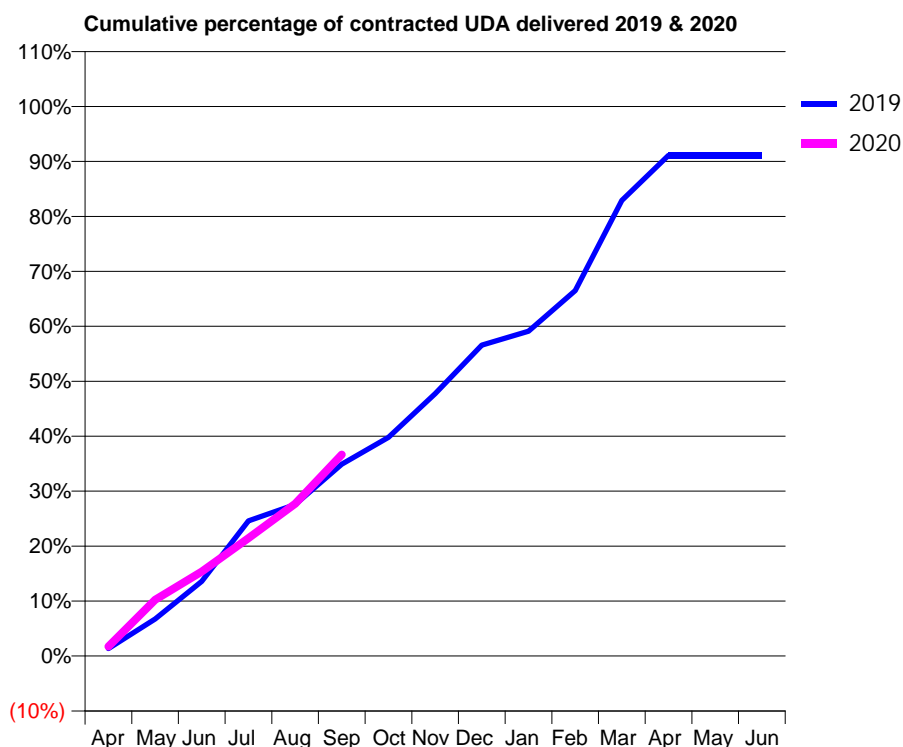
19/20 Contracted general activity (UDA)	2,956
Carry forward general activity (UDA)	0
19/20 Contracted orthodontic activity (UOA)	0
Carry forward orthodontic activity (UOA)	0
Baseline contract value	£94,983.12

### ACCESS\*

Patients seen in 24 months	Total	Change since previous quarter
Quarter ending September 2018	580	
Quarter ending December 2018	577	→
Quarter ending March 2019	572	→
Quarter ending June 2019	560	↓
Quarter ending September 2019	556	→
<b>Variance since September 2018</b>	<b>(4.1%)</b>	<b>↓</b>



### ACTIVITY



Month	Adjusted Scheduled Activity (UDA)	
	2019	2020
April	41	51
May	199	303
June	401	455
July	727	634
August	814	819
September	1,032	1,083
October	1,176	
November	1,411	
December	1,673	
January	1,747	
February	1,966	
March	2,451	
April	2,693	
May	2,693	
June	2,693	

### QUALITY

	Quantity	Base Number	Contract	AT	Region	England
% of FP17s for the same patient ID Re-attending within 3 months - Children	4	70	5.7%	10.2%	12.1%	11.5%
% of FP17s for the same patient ID Re-attending within 3 months - Adults	35	267	13.1%	14.1%	15.6%	15.4%
% of FP17s for the same patient ID Re-attending between 3 & 9 months - Children	46	70	65.7%	58.0%	61.2%	59.7%
% of FP17s for the same patient ID Re-attending between 3 & 9 months - Adults	150	267	56.2%	53.2%	54.3%	51.7%
% of FP17s for Band 1 Urgent Courses	12	301	4.0%	8.4%	9.1%	9.2%
% of FP17s Relating to Free Repair or Replacements	0	301	0.0%	1.1%	0.9%	0.7%
% of FP17s Relating to Continuations	0	301	0.0%	1.2%	1.0%	0.8%
% of Patients satisfied with the dentistry they have received	5	6	N/A	96.2%	94.4%	93.5%
% of Patients satisfied with the time they had to wait for an appointment	6	6	N/A	91.7%	88.1%	87.4%

\* This is based on patients treated on this contract for their most recent course of treatment. Figures in italics indicate the base number of FP17s or Patient Questionnaire responses are less than 100. N/A is shown where the base number of responses is less than 10 during the period. % is calculated as Quantity/Base number\*100

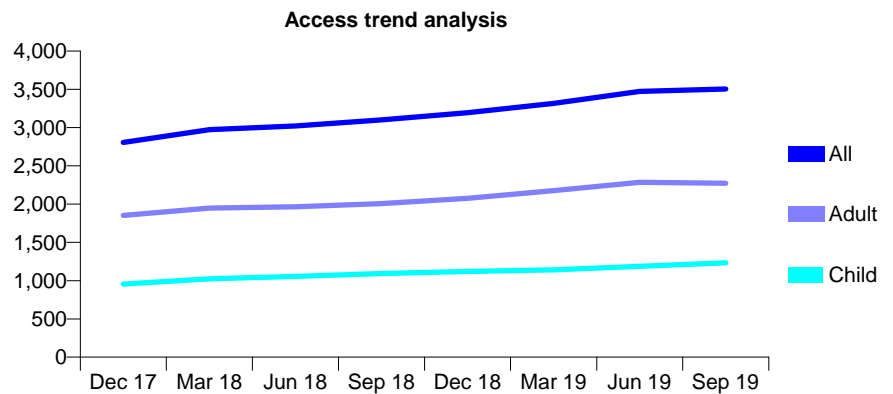
## Q49 - Vital Signs At a Glance Contract Report for 572276/0002 - September 2019

Name or company name	Curzon Street Dental Practice
Contract type name	GDS Contract
Purpose of contract	General
Contract start date	01/04/2006
Contract end date	

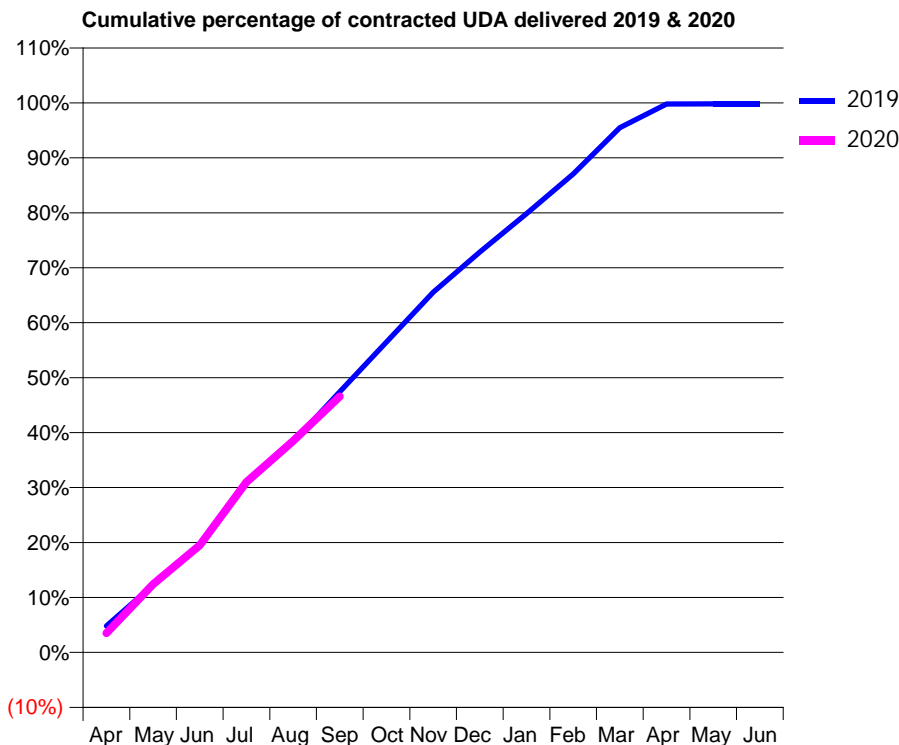
19/20 Contracted general activity (UDA)	11,191
Carry forward general activity (UDA)	19
19/20 Contracted orthodontic activity (UOA)	0
Carry forward orthodontic activity (UOA)	0
Baseline contract value	£277,067.80

### ACCESS\*

Patients seen in 24 months	Total	Change since previous quarter
Quarter ending September 2018	3,100	
Quarter ending December 2018	3,194	↑
Quarter ending March 2019	3,316	↑
Quarter ending June 2019	3,472	↑
Quarter ending September 2019	3,505	→
<b>Variance since September 2018</b>	<b>13.1%</b>	<b>↑</b>



### ACTIVITY



Month	2019	2020
April	538	394
May	1,372	1,389
June	2,172	2,181
July	3,472	3,468
August	4,285	4,309
September	5,308	5,214
October	6,321	
November	7,335	
December	8,153	
January	8,936	
February	9,742	
March	10,686	
April	11,167	
May	11,171	
June	11,172	

### QUALITY

	Quantity	Base Number	Contract	AT	Region	England
% of FP17s for the same patient ID Re-attending within 3 months - Children	79	948	8.3%	10.2%	12.1%	11.5%
% of FP17s for the same patient ID Re-attending within 3 months - Adults	410	1,892	21.7%	14.1%	15.6%	15.4%
% of FP17s for the same patient ID Re-attending between 3 & 9 months - Children	557	948	58.8%	58.0%	61.2%	59.7%
% of FP17s for the same patient ID Re-attending between 3 & 9 months - Adults	1,030	1,892	54.4%	53.2%	54.3%	51.7%
% of FP17s for Band 1 Urgent Courses	209	2,598	8.0%	8.4%	9.1%	9.2%
% of FP17s Relating to Free Repair or Replacements	32	2,598	1.2%	1.1%	0.9%	0.7%
% of FP17s Relating to Continuations	99	2,598	3.8%	1.2%	1.0%	0.8%
% of Patients satisfied with the dentistry they have received	3	3	N/A	96.2%	94.4%	93.5%
% of Patients satisfied with the time they had to wait for an appointment	3	3	N/A	91.7%	88.1%	87.4%

\* This is based on patients treated on this contract for their most recent course of treatment. Figures in italics indicate the base number of FP17s or Patient Questionnaire responses are less than 100. N/A is shown where the base number of responses is less than 10 during the period. % is calculated as Quantity/Base number\*100

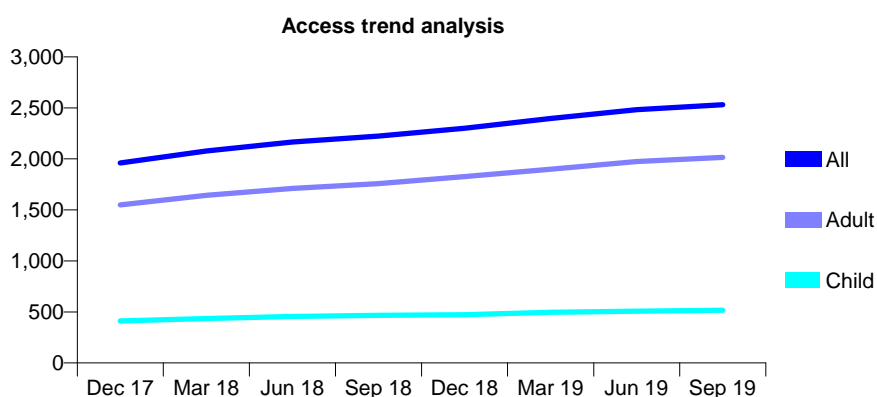
## Q49 - Vital Signs At a Glance Contract Report for 573639/0004 - September 2019

Name or company name	MR SB PABARY
Contract type name	GDS Contract
Purpose of contract	General
Contract start date	01/06/2007
Contract end date	

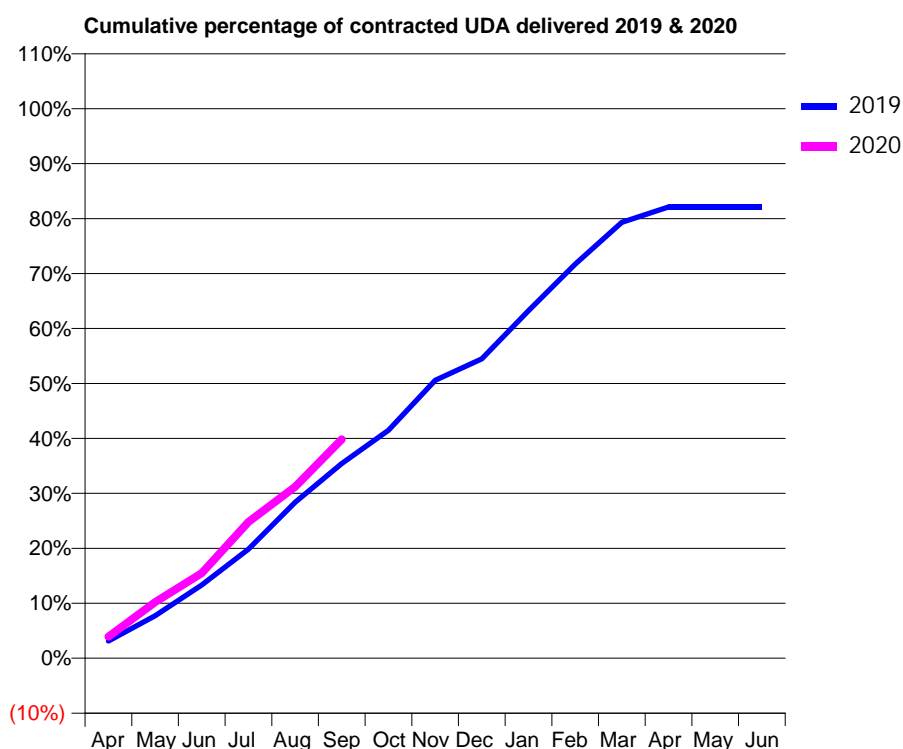
19/20 Contracted general activity (UDA)	7,426
Carry forward general activity (UDA)	0
19/20 Contracted orthodontic activity (UOA)	0
Carry forward orthodontic activity (UOA)	0
Baseline contract value	£208,905.88

### ACCESS\*

Patients seen in 24 months	Total	Change since previous quarter
Quarter ending September 2018	2,224	
Quarter ending December 2018	2,300	↑
Quarter ending March 2019	2,395	↑
Quarter ending June 2019	2,482	↑
Quarter ending September 2019	2,532	↑
<b>Variance since September 2018</b>	<b>13.8%</b>	<b>↑</b>



### ACTIVITY



Month	2019	2020
April	233	292
May	575	758
June	991	1,149
July	1,475	1,840
August	2,107	2,318
September	2,633	2,959
October	3,081	
November	3,756	
December	4,045	
January	4,695	
February	5,326	
March	5,890	
April	6,097	
May	6,097	
June	6,097	

### QUALITY

	Quantity	Base Number	Contract	AT	Region	England
% of FP17s for the same patient ID Re-attending within 3 months - Children	13	375	3.5%	10.2%	12.1%	11.5%
% of FP17s for the same patient ID Re-attending within 3 months - Adults	140	1,501	9.3%	14.1%	15.6%	15.4%
% of FP17s for the same patient ID Re-attending between 3 & 9 months - Children	242	375	64.5%	58.0%	61.2%	59.7%
% of FP17s for the same patient ID Re-attending between 3 & 9 months - Adults	953	1,501	63.5%	53.2%	54.3%	51.7%
% of FP17s for Band 1 Urgent Courses	113	1,538	7.3%	8.4%	9.1%	9.2%
% of FP17s Relating to Free Repair or Replacements	13	1,538	0.8%	1.1%	0.9%	0.7%
% of FP17s Relating to Continuations	2	1,538	0.1%	1.2%	1.0%	0.8%
% of Patients satisfied with the dentistry they have received	0	0	N/A	96.2%	94.4%	93.5%
% of Patients satisfied with the time they had to wait for an appointment	0	0	N/A	91.7%	88.1%	87.4%

\* This is based on patients treated on this contract for their most recent course of treatment.

Figures in italics indicate the base number of FP17s or Patient Questionnaire responses are less than 100. N/A is shown where the base number of responses is less than 10 during the period. % is calculated as Quantity/Base number\*100



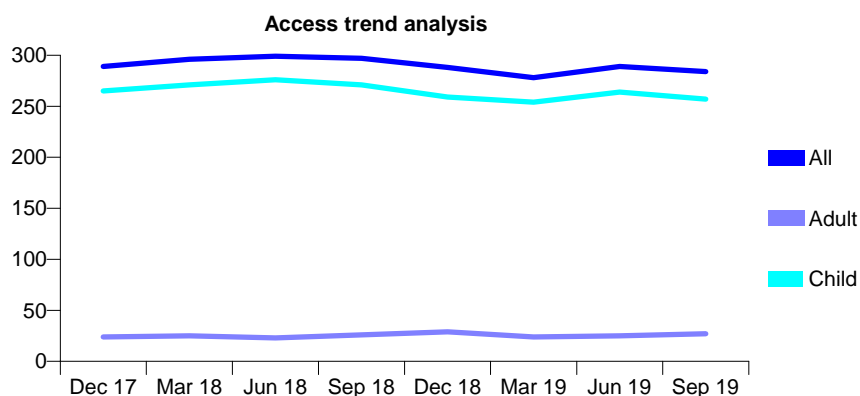
## Q49 - Vital Signs At a Glance Contract Report for 573663/0001 - September 2019

Name or company name	Broadway Dental Surgery
Contract type name	GDS Contract
Purpose of contract	General
Contract start date	01/04/2006
Contract end date	

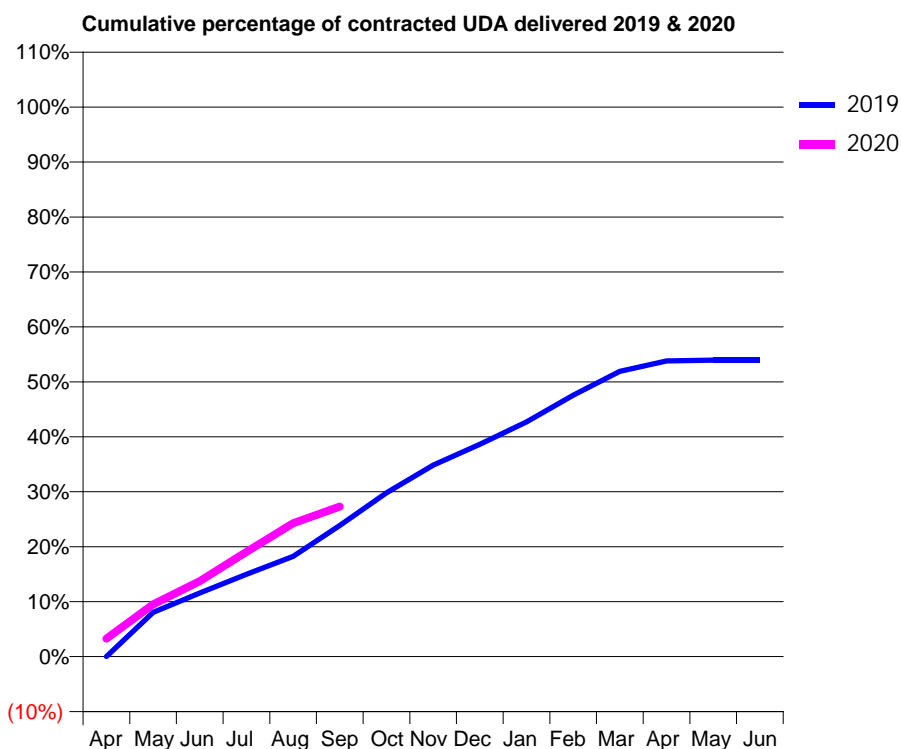
19/20 Contracted general activity (UDA)	740
Carry forward general activity (UDA)	0
19/20 Contracted orthodontic activity (UOA)	0
Carry forward orthodontic activity (UOA)	0
Baseline contract value	£17,857.90

### ACCESS\*

Patients seen in 24 months	Total	Change since previous quarter
Quarter ending September 2018	297	
Quarter ending December 2018	288	↓
Quarter ending March 2019	278	↓
Quarter ending June 2019	289	↑
Quarter ending September 2019	284	↓
<b>Variance since September 2018</b>	<b>(4.4%)</b>	<b>↓</b>



### ACTIVITY



Month	Adjusted Scheduled Activity (UDA)	
	2019	2020
April	0	24
May	60	70
June	86	102
July	111	141
August	135	180
September	177	202
October	221	
November	258	
December	286	
January	316	
February	352	
March	384	
April	398	
May	399	
June	399	

### QUALITY

	Quantity	Base Number	Contract	AT	Region	England
% of FP17s for the same patient ID Re-attending within 3 months - Children	17	179	9.5%	10.2%	12.1%	11.5%
% of FP17s for the same patient ID Re-attending within 3 months - Adults	0	8	0.0%	14.1%	15.6%	15.4%
% of FP17s for the same patient ID Re-attending between 3 & 9 months - Children	88	179	49.2%	58.0%	61.2%	59.7%
% of FP17s for the same patient ID Re-attending between 3 & 9 months - Adults	2	8	25.0%	53.2%	54.3%	51.7%
% of FP17s for Band 1 Urgent Courses	11	176	6.3%	8.4%	9.1%	9.2%
% of FP17s Relating to Free Repair or Replacements	0	176	0.0%	1.1%	0.9%	0.7%
% of FP17s Relating to Continuations	5	176	2.8%	1.2%	1.0%	0.8%
% of Patients satisfied with the dentistry they have received	0	0	N/A	96.2%	94.4%	93.5%
% of Patients satisfied with the time they had to wait for an appointment	0	0	N/A	91.7%	88.1%	87.4%

\* This is based on patients treated on this contract for their most recent course of treatment. Figures in italics indicate the base number of FP17s or Patient Questionnaire responses are less than 100. N/A is shown where the base number of responses is less than 10 during the period. % is calculated as Quantity/Base number\*100

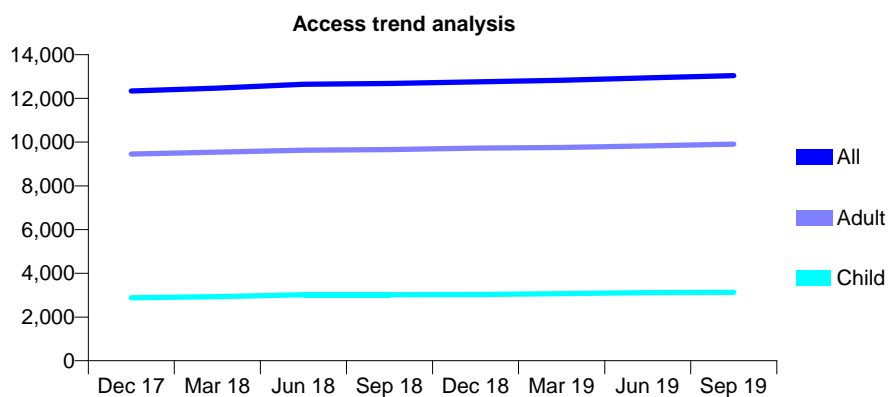
## Q49 - Vital Signs At a Glance Contract Report for 574112/0001 - September 2019

Name or company name	Mr D Hall
Contract type name	GDS Contract
Purpose of contract	General and Orthodontic
Contract start date	01/04/2006
Contract end date	

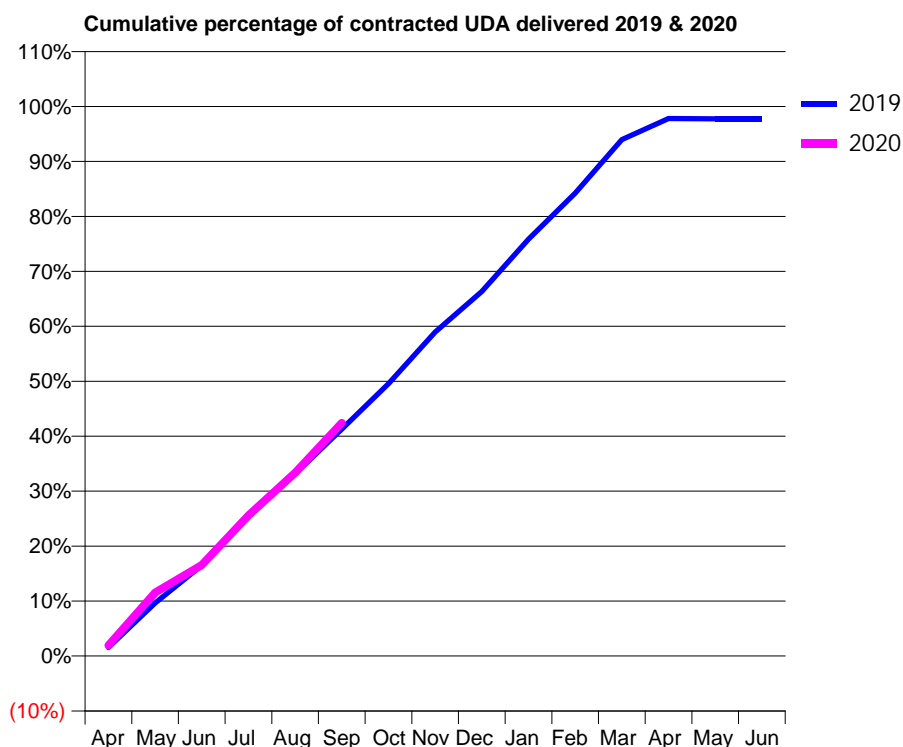
19/20 Contracted general activity (UDA)	40,129
Carry forward general activity (UDA)	902
19/20 Contracted orthodontic activity (UOA)	33
Carry forward orthodontic activity (UOA)	0
Baseline contract value	£1,053,916.09

### ACCESS\*

Patients seen in 24 months	Total	Change since previous quarter
Quarter ending September 2018	12,678	
Quarter ending December 2018	12,751	→
Quarter ending March 2019	12,827	→
Quarter ending June 2019	12,938	→
Quarter ending September 2019	13,039	→
<b>Variance since September 2018</b>	<b>2.8%</b>	<b>↑</b>



### ACTIVITY



Month	Adjusted Scheduled Activity (UDA)	
	2019	2020
April	626	777
May	3,883	4,634
June	6,625	6,650
July	10,180	10,267
August	13,305	13,389
September	16,573	17,013
October	19,883	
November	23,656	
December	26,622	
January	30,433	
February	33,805	
March	37,700	
April	39,254	
May	39,227	
June	39,227	

### QUALITY

	Quantity	Base Number	Contract	AT	Region	England
% of FP17s for the same patient ID Re-attending within 3 months - Children	97	1,992	4.9%	10.2%	12.1%	11.5%
% of FP17s for the same patient ID Re-attending within 3 months - Adults	774	6,540	11.8%	14.1%	15.6%	15.4%
% of FP17s for the same patient ID Re-attending between 3 & 9 months - Children	1,144	1,992	57.4%	58.0%	61.2%	59.7%
% of FP17s for the same patient ID Re-attending between 3 & 9 months - Adults	3,778	6,540	57.8%	53.2%	54.3%	51.7%
% of FP17s for Band 1 Urgent Courses	465	7,967	5.8%	8.4%	9.1%	9.2%
% of FP17s Relating to Free Repair or Replacements	142	7,967	1.8%	1.1%	0.9%	0.7%
% of FP17s Relating to Continuations	120	7,967	1.5%	1.2%	1.0%	0.8%
% of Patients satisfied with the dentistry they have received	6	6	N/A	96.2%	94.4%	93.5%
% of Patients satisfied with the time they had to wait for an appointment	6	6	N/A	91.7%	88.1%	87.4%

\* This is based on patients treated on this contract for their most recent course of treatment. Figures in italics indicate the base number of FP17s or Patient Questionnaire responses are less than 100. N/A is shown where the base number of responses is less than 10 during the period. % is calculated as Quantity/Base number\*100

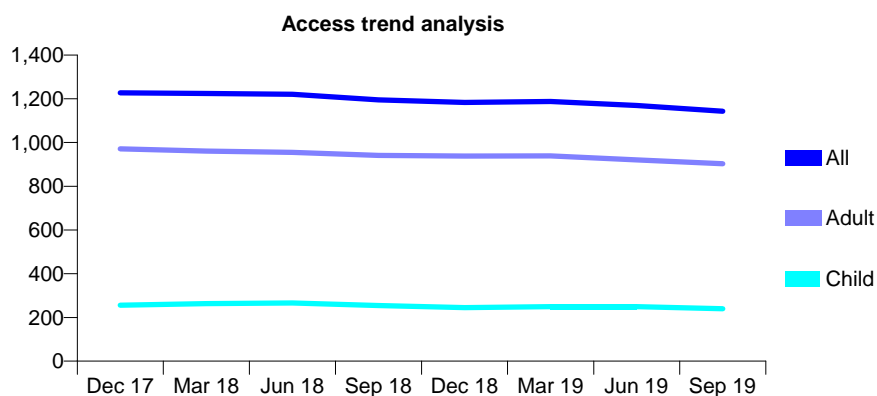
## Q49 - Vital Signs At a Glance Contract Report for 575488/0001 - September 2019

Name or company name	MISS S DOWNS
Contract type name	GDS Contract
Purpose of contract	General
Contract start date	01/04/2006
Contract end date	

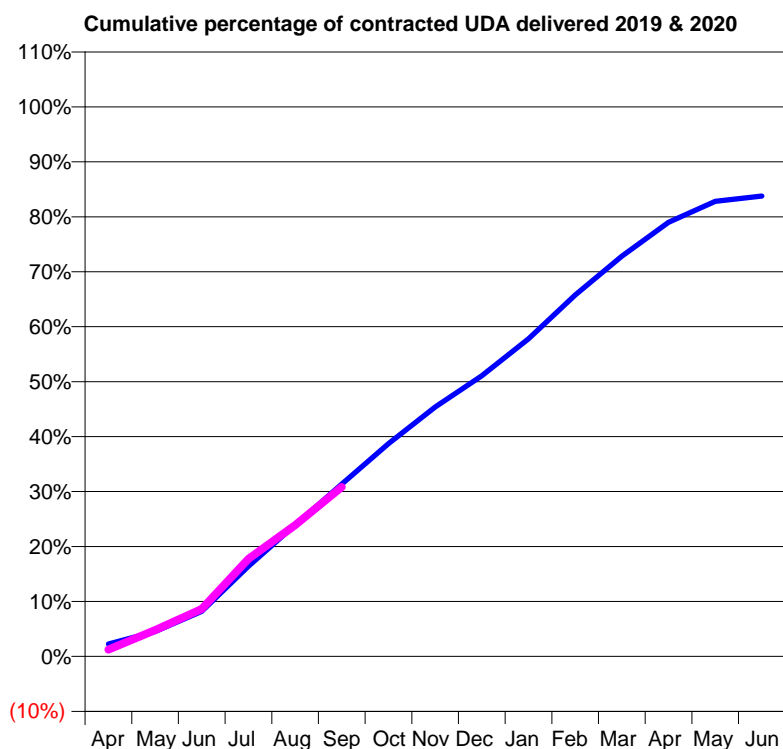
19/20 Contracted general activity (UDA)	3,941
Carry forward general activity (UDA)	0
19/20 Contracted orthodontic activity (UOA)	0
Carry forward orthodontic activity (UOA)	0
Baseline contract value	£87,504.27

### ACCESS\*

Patients seen in 24 months	Total	Change since previous quarter
Quarter ending September 2018	1,195	
Quarter ending December 2018	1,183	↓
Quarter ending March 2019	1,188	→
Quarter ending June 2019	1,170	↓
Quarter ending September 2019	1,143	↓
<b>Variance since September 2018</b>	<b>(4.4%)</b>	<b>↓</b>



### ACTIVITY



Month	2019	2020
April	89	49
May	179	189
June	324	341
July	647	700
August	943	941
September	1,235	1,215
October	1,526	
November	1,789	
December	2,013	
January	2,278	
February	2,592	
March	2,869	
April	3,113	
May	3,263	
June	3,300	

### QUALITY

	Quantity	Base Number	Contract	AT	Region	England
% of FP17s for the same patient ID Re-attending within 3 months - Children	20	199	10.1%	10.2%	12.1%	11.5%
% of FP17s for the same patient ID Re-attending within 3 months - Adults	136	760	17.9%	14.1%	15.6%	15.4%
% of FP17s for the same patient ID Re-attending between 3 & 9 months - Children	127	199	63.8%	58.0%	61.2%	59.7%
% of FP17s for the same patient ID Re-attending between 3 & 9 months - Adults	457	760	60.1%	53.2%	54.3%	51.7%
% of FP17s for Band 1 Urgent Courses	8	721	1.1%	8.4%	9.1%	9.2%
% of FP17s Relating to Free Repair or Replacements	7	721	1.0%	1.1%	0.9%	0.7%
% of FP17s Relating to Continuations	21	721	2.9%	1.2%	1.0%	0.8%
% of Patients satisfied with the dentistry they have received	0	0	N/A	96.2%	94.4%	93.5%
% of Patients satisfied with the time they had to wait for an appointment	0	0	N/A	91.7%	88.1%	87.4%

\* This is based on patients treated on this contract for their most recent course of treatment. Figures in italics indicate the base number of FP17s or Patient Questionnaire responses are less than 100. N/A is shown where the base number of responses is less than 10 during the period. % is calculated as Quantity/Base number\*100

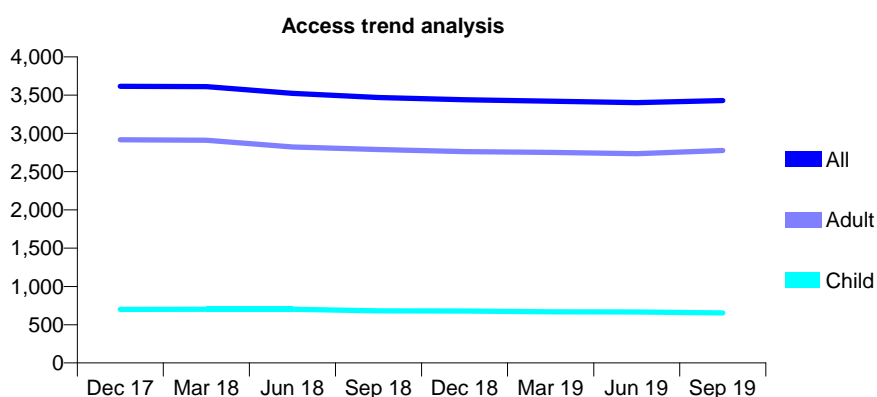
## Q49 - Vital Signs At a Glance Contract Report for 578940/0001 - September 2019

Name or company name	MR CJ BELFIELD
Contract type name	GDS Contract
Purpose of contract	General
Contract start date	01/04/2006
Contract end date	

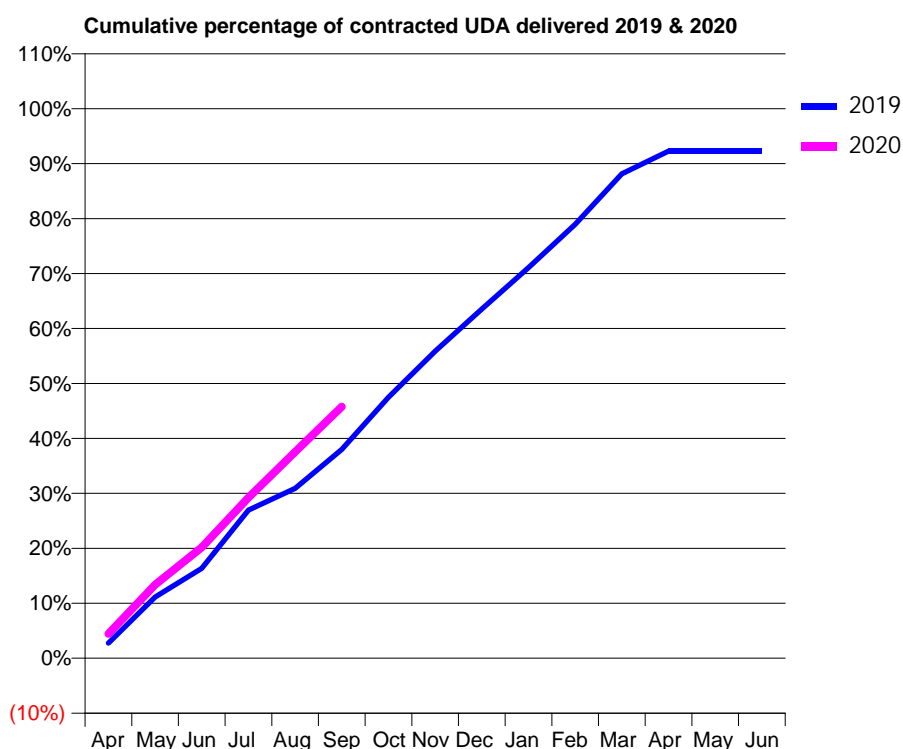
19/20 Contracted general activity (UDA)	8,000
Carry forward general activity (UDA)	0
19/20 Contracted orthodontic activity (UOA)	0
Carry forward orthodontic activity (UOA)	0
Baseline contract value	£214,609.47

### ACCESS\*

Patients seen in 24 months	Total	Change since previous quarter
Quarter ending September 2018	3,470	
Quarter ending December 2018	3,440	→
Quarter ending March 2019	3,420	→
Quarter ending June 2019	3,401	→
Quarter ending September 2019	3,429	→
<b>Variance since September 2018</b>	<b>(1.2%)</b>	<b>↓</b>



### ACTIVITY



Month	2019	2020
April	247	357
May	1,004	1,072
June	1,472	1,614
July	2,425	2,339
August	2,782	3,005
September	3,418	3,663
October	4,274	
November	5,030	
December	5,718	
January	6,396	
February	7,108	
March	7,931	
April	8,306	
May	8,306	
June	8,306	

### QUALITY

	Quantity	Base Number	Contract	AT	Region	England
% of FP17s for the same patient ID Re-attending within 3 months - Children	29	509	5.7%	10.2%	12.1%	11.5%
% of FP17s for the same patient ID Re-attending within 3 months - Adults	170	2,055	8.3%	14.1%	15.6%	15.4%
% of FP17s for the same patient ID Re-attending between 3 & 9 months - Children	337	509	66.2%	58.0%	61.2%	59.7%
% of FP17s for the same patient ID Re-attending between 3 & 9 months - Adults	1,429	2,055	69.5%	53.2%	54.3%	51.7%
% of FP17s for Band 1 Urgent Courses	108	2,367	4.6%	8.4%	9.1%	9.2%
% of FP17s Relating to Free Repair or Replacements	11	2,367	0.5%	1.1%	0.9%	0.7%
% of FP17s Relating to Continuations	12	2,367	0.5%	1.2%	1.0%	0.8%
% of Patients satisfied with the dentistry they have received	3	3	N/A	96.2%	94.4%	93.5%
% of Patients satisfied with the time they had to wait for an appointment	2	3	N/A	91.7%	88.1%	87.4%

\* This is based on patients treated on this contract for their most recent course of treatment.

Figures in italics indicate the base number of FP17s or Patient Questionnaire responses are less than 100. N/A is shown where the base number of responses is less than 10 during the period. % is calculated as Quantity/Base number\*100

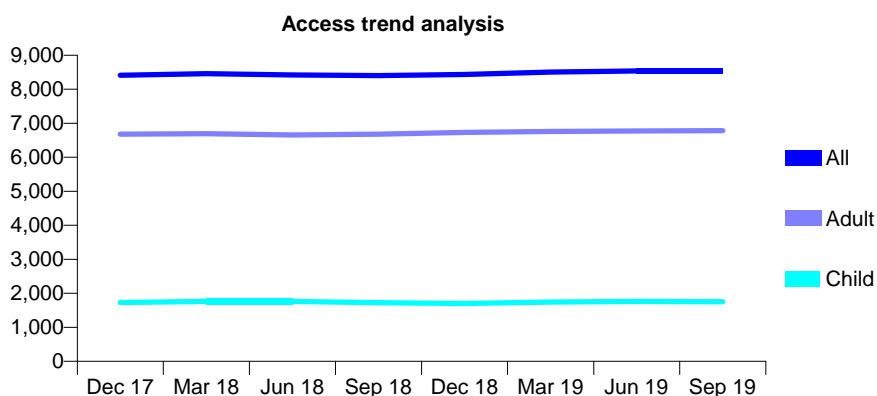
## Q49 - Vital Signs At a Glance Contract Report for 601365/0001 - September 2019

Name or company name	MRS JA OWEN
Contract type name	GDS Contract
Purpose of contract	General
Contract start date	01/05/2015
Contract end date	

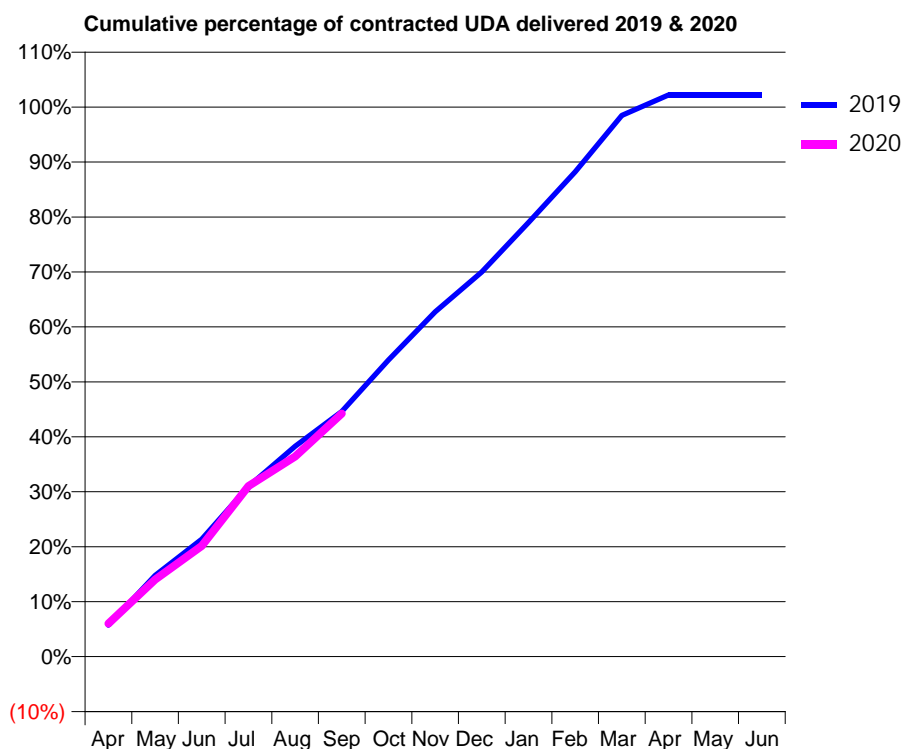
19/20 Contracted general activity (UDA)	23,296
Carry forward general activity (UDA)	-466
19/20 Contracted orthodontic activity (UOA)	0
Carry forward orthodontic activity (UOA)	0
Baseline contract value	£684,465.16

### ACCESS\*

Patients seen in 24 months	Total	Change since previous quarter
Quarter ending September 2018	8,403	
Quarter ending December 2018	8,432	→
Quarter ending March 2019	8,503	→
Quarter ending June 2019	8,539	→
Quarter ending September 2019	8,539	→
<b>Variance since September 2018</b>	<b>1.6%</b>	<b>→</b>



### ACTIVITY



Month	Adjusted Scheduled Activity (UDA)	
	2019	2020
April	1,334	1,403
May	3,446	3,265
June	4,979	4,695
July	7,216	7,230
August	8,920	8,484
September	10,391	10,302
October	12,574	
November	14,614	
December	16,309	
January	18,403	
February	20,550	
March	22,940	
April	23,809	
May	23,809	
June	23,806	

### QUALITY

	Quantity	Base Number	Contract	AT	Region	England
% of FP17s for the same patient ID Re-attending within 3 months - Children	56	1,138	4.9%	10.2%	12.1%	11.5%
% of FP17s for the same patient ID Re-attending within 3 months - Adults	486	4,163	11.7%	14.1%	15.6%	15.4%
% of FP17s for the same patient ID Re-attending between 3 & 9 months - Children	677	1,138	59.5%	58.0%	61.2%	59.7%
% of FP17s for the same patient ID Re-attending between 3 & 9 months - Adults	2,431	4,163	58.4%	53.2%	54.3%	51.7%
% of FP17s for Band 1 Urgent Courses	72	4,649	1.5%	8.4%	9.1%	9.2%
% of FP17s Relating to Free Repair or Replacements	108	4,649	2.3%	1.1%	0.9%	0.7%
% of FP17s Relating to Continuations	30	4,649	0.6%	1.2%	1.0%	0.8%
% of Patients satisfied with the dentistry they have received	2	2	N/A	96.2%	94.4%	93.5%
% of Patients satisfied with the time they had to wait for an appointment	1	2	N/A	91.7%	88.1%	87.4%

\* This is based on patients treated on this contract for their most recent course of treatment. Figures in italics indicate the base number of FP17s or Patient Questionnaire responses are less than 100. N/A is shown where the base number of responses is less than 10 during the period. % is calculated as Quantity/Base number\*100

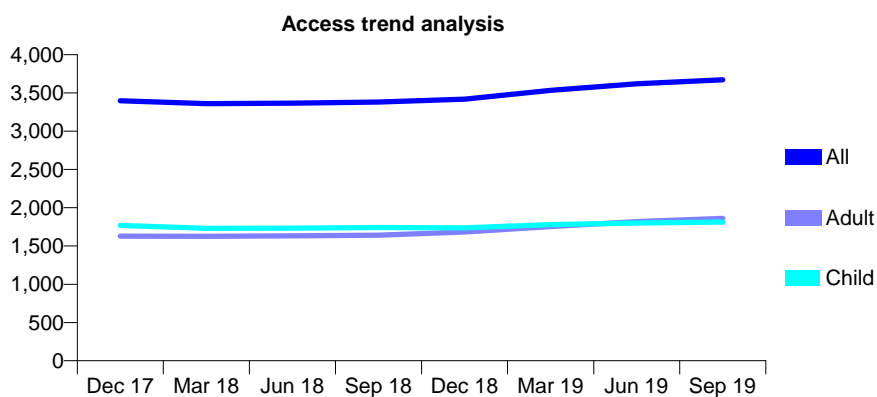
## Q49 - Vital Signs At a Glance Contract Report for 622605/0001 - September 2019

Name or company name	MR RA GRANT
Contract type name	GDS Contract
Purpose of contract	General
Contract start date	01/04/2006
Contract end date	

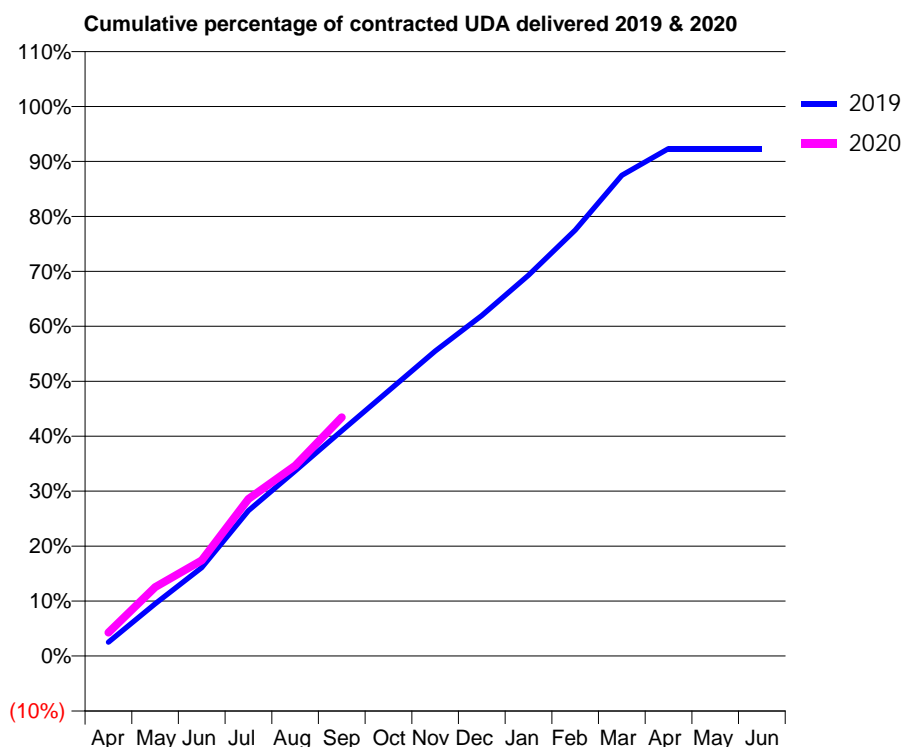
19/20 Contracted general activity (UDA)	11,293
Carry forward general activity (UDA)	0
19/20 Contracted orthodontic activity (UOA)	0
Carry forward orthodontic activity (UOA)	0
Baseline contract value	£301,212.39

### ACCESS\*

Patients seen in 24 months	Total	Change since previous quarter
Quarter ending September 2018	3,381	
Quarter ending December 2018	3,418	→
Quarter ending March 2019	3,533	↑
Quarter ending June 2019	3,619	↑
Quarter ending September 2019	3,671	→
<b>Variance since September 2018</b>	<b>8.6%</b>	<b>↑</b>



### ACTIVITY



Month	Adjusted Scheduled Activity (UDA)	
	2019	2020
April	287	481
May	1,072	1,414
June	1,819	1,966
July	2,989	3,227
August	3,806	3,911
September	4,630	4,904
October	5,446	
November	6,267	
December	6,998	
January	7,825	
February	8,756	
March	9,877	
April	10,426	
May	10,427	
June	10,427	

### QUALITY

	Quantity	Base Number	Contract	AT	Region	England
% of FP17s for the same patient ID Re-attending within 3 months - Children	96	1,277	7.5%	10.2%	12.1%	11.5%
% of FP17s for the same patient ID Re-attending within 3 months - Adults	246	1,269	19.4%	14.1%	15.6%	15.4%
% of FP17s for the same patient ID Re-attending between 3 & 9 months - Children	692	1,277	54.2%	58.0%	61.2%	59.7%
% of FP17s for the same patient ID Re-attending between 3 & 9 months - Adults	556	1,269	43.8%	53.2%	54.3%	51.7%
% of FP17s for Band 1 Urgent Courses	160	2,356	6.8%	8.4%	9.1%	9.2%
% of FP17s Relating to Free Repair or Replacements	11	2,356	0.5%	1.1%	0.9%	0.7%
% of FP17s Relating to Continuations	0	2,356	0.0%	1.2%	1.0%	0.8%
% of Patients satisfied with the dentistry they have received	1	1	N/A	96.2%	94.4%	93.5%
% of Patients satisfied with the time they had to wait for an appointment	1	1	N/A	91.7%	88.1%	87.4%

\* This is based on patients treated on this contract for their most recent course of treatment. Figures in italics indicate the base number of FP17s or Patient Questionnaire responses are less than 100. N/A is shown where the base number of responses is less than 10 during the period. % is calculated as Quantity/Base number\*100

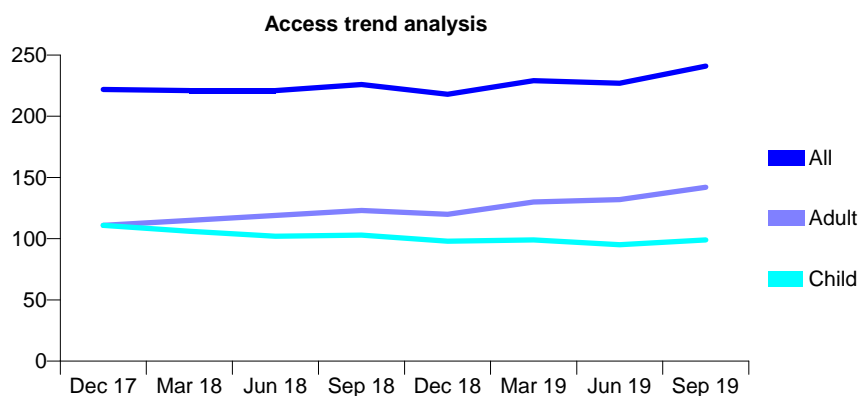
## Q49 - Vital Signs At a Glance Contract Report for 622605/0002 - September 2019

Name or company name	MR RA GRANT
Contract type name	GDS Contract
Purpose of contract	General
Contract start date	01/04/2006
Contract end date	

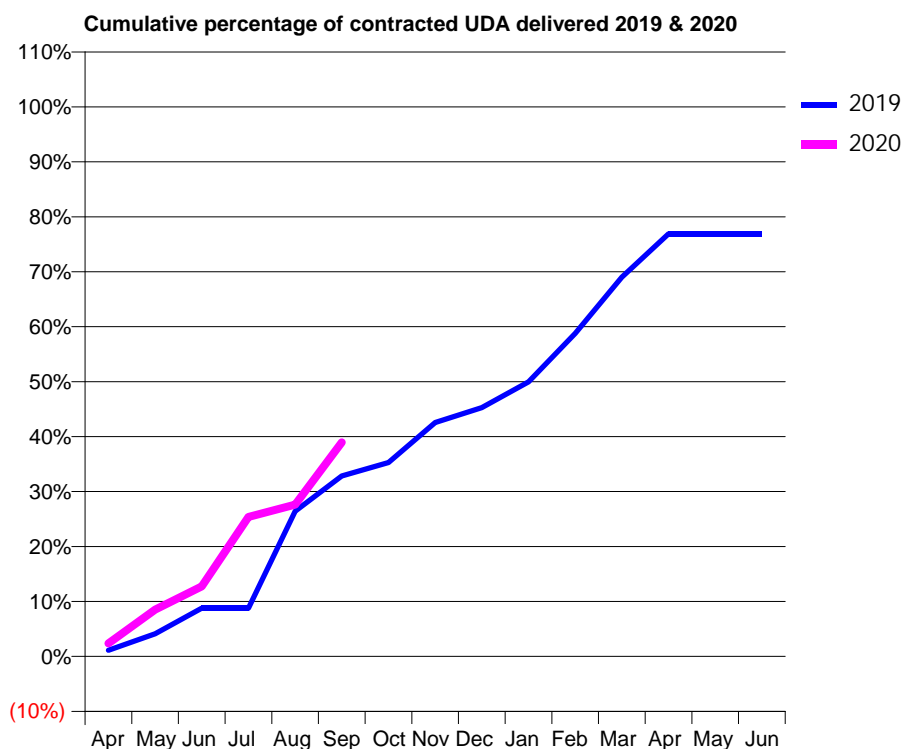
19/20 Contracted general activity (UDA)	813
Carry forward general activity (UDA)	0
19/20 Contracted orthodontic activity (UOA)	0
Carry forward orthodontic activity (UOA)	0
Baseline contract value	£20,599.80

### ACCESS\*

Patients seen in 24 months	Total	Change since previous quarter
Quarter ending September 2018	226	
Quarter ending December 2018	218	↓
Quarter ending March 2019	229	↑
Quarter ending June 2019	227	→
Quarter ending September 2019	241	↑
<b>Variance since September 2018</b>	<b>6.6%</b>	<b>↑</b>



### ACTIVITY



Month	Adjusted Scheduled Activity (UDA)	
	2019	2020
April	9	19
May	33	69
June	72	104
July	72	206
August	215	225
September	267	317
October	287	
November	346	
December	368	
January	406	
February	478	
March	561	
April	625	
May	625	
June	625	

### QUALITY

	Quantity	Base Number	Contract	AT	Region	England
% of FP17s for the same patient ID Re-attending within 3 months - Children	18	89	20.2%	10.2%	12.1%	11.5%
% of FP17s for the same patient ID Re-attending within 3 months - Adults	17	88	19.3%	14.1%	15.6%	15.4%
% of FP17s for the same patient ID Re-attending between 3 & 9 months - Children	36	89	40.4%	58.0%	61.2%	59.7%
% of FP17s for the same patient ID Re-attending between 3 & 9 months - Adults	35	88	39.8%	53.2%	54.3%	51.7%
% of FP17s for Band 1 Urgent Courses	9	151	6.0%	8.4%	9.1%	9.2%
% of FP17s Relating to Free Repair or Replacements	0	151	0.0%	1.1%	0.9%	0.7%
% of FP17s Relating to Continuations	0	151	0.0%	1.2%	1.0%	0.8%
% of Patients satisfied with the dentistry they have received	0	0	N/A	96.2%	94.4%	93.5%
% of Patients satisfied with the time they had to wait for an appointment	0	0	N/A	91.7%	88.1%	87.4%

\* This is based on patients treated on this contract for their most recent course of treatment. Figures in italics indicate the base number of FP17s or Patient Questionnaire responses are less than 100. N/A is shown where the base number of responses is less than 10 during the period. % is calculated as Quantity/Base number\*100

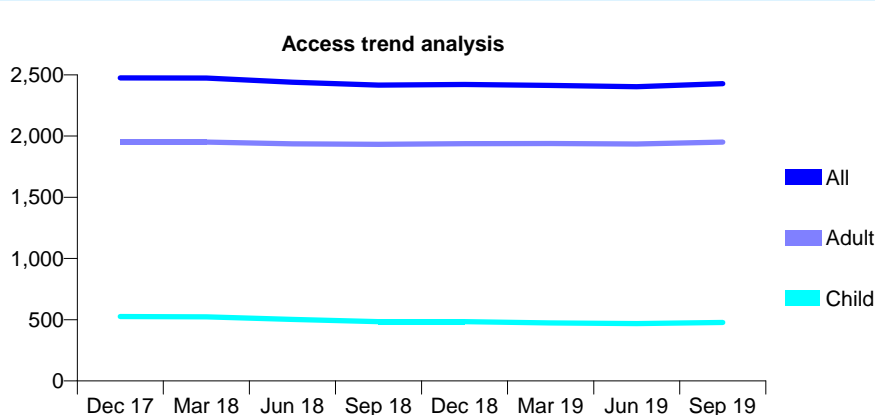
## Q49 - Vital Signs At a Glance Contract Report for 631434/0001 - September 2019

Name or company name	MR JM ATKINSON
Contract type name	GDS Contract
Purpose of contract	General
Contract start date	01/04/2006
Contract end date	

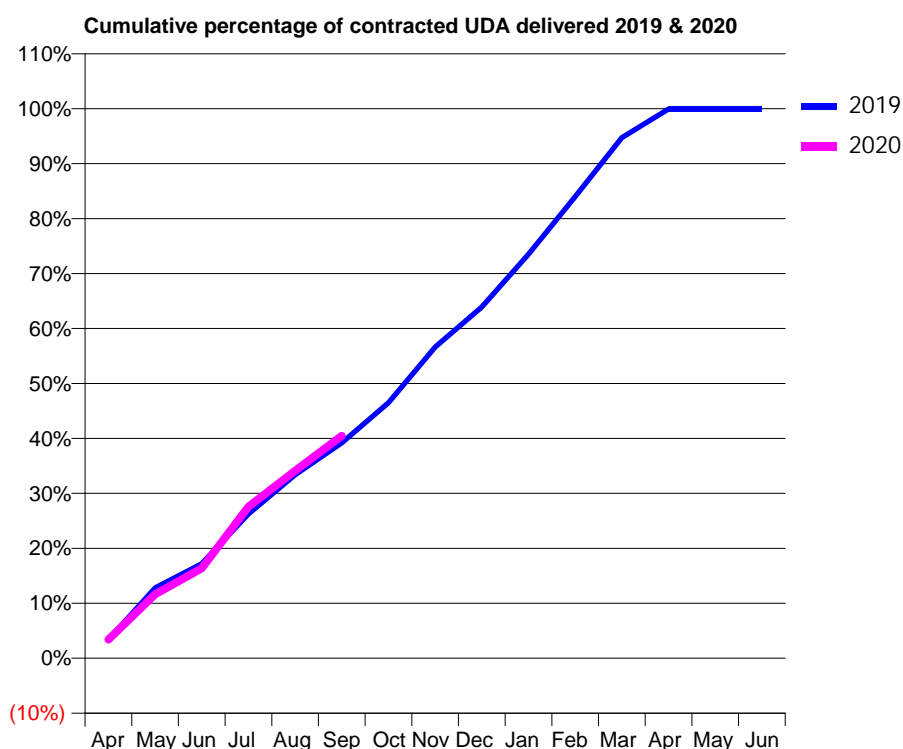
19/20 Contracted general activity (UDA)	8,350
Carry forward general activity (UDA)	0
19/20 Contracted orthodontic activity (UOA)	0
Carry forward orthodontic activity (UOA)	0
Baseline contract value	£198,185.21

### ACCESS\*

Patients seen in 24 months	Total	Change since previous quarter
Quarter ending September 2018	2,417	
Quarter ending December 2018	2,421	→
Quarter ending March 2019	2,413	→
Quarter ending June 2019	2,404	→
Quarter ending September 2019	2,428	→
<b>Variance since September 2018</b>	<b>0.5%</b>	<b>→</b>



### ACTIVITY



Month	2019	2020
April	282	285
May	1,070	971
June	1,435	1,366
July	2,191	2,301
August	2,786	2,848
September	3,272	3,379
October	3,883	
November	4,728	
December	5,336	
January	6,139	
February	7,014	
March	7,909	
April	8,346	
May	8,346	
June	8,346	

### QUALITY

	Quantity	Base Number	Contract	AT	Region	England
% of FP17s for the same patient ID Re-attending within 3 months - Children	18	384	4.7%	10.2%	12.1%	11.5%
% of FP17s for the same patient ID Re-attending within 3 months - Adults	345	1,652	20.9%	14.1%	15.6%	15.4%
% of FP17s for the same patient ID Re-attending between 3 & 9 months - Children	248	384	64.6%	58.0%	61.2%	59.7%
% of FP17s for the same patient ID Re-attending between 3 & 9 months - Adults	969	1,652	58.7%	53.2%	54.3%	51.7%
% of FP17s for Band 1 Urgent Courses	91	1,838	5.0%	8.4%	9.1%	9.2%
% of FP17s Relating to Free Repair or Replacements	46	1,838	2.5%	1.1%	0.9%	0.7%
% of FP17s Relating to Continuations	26	1,838	1.4%	1.2%	1.0%	0.8%
% of Patients satisfied with the dentistry they have received	3	3	N/A	96.2%	94.4%	93.5%
% of Patients satisfied with the time they had to wait for an appointment	3	3	N/A	91.7%	88.1%	87.4%

\* This is based on patients treated on this contract for their most recent course of treatment.

Figures in italics indicate the base number of FP17s or Patient Questionnaire responses are less than 100. N/A is shown where the base number of responses is less than 10 during the period. % is calculated as Quantity/Base number\*100



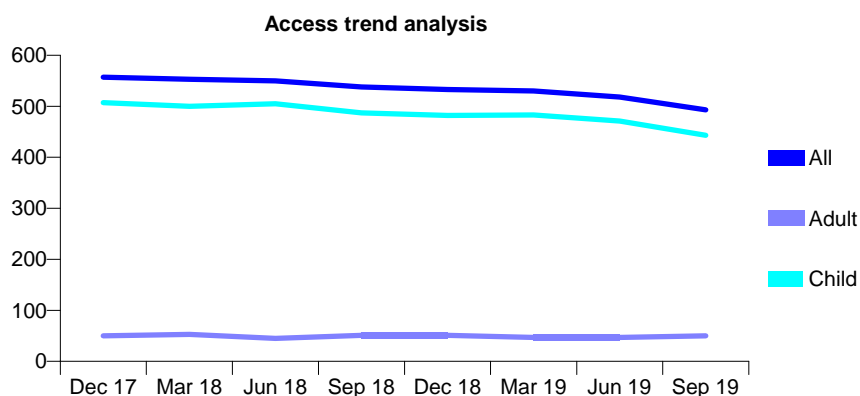
## Q49 - Vital Signs At a Glance Contract Report for 635081/0001 - September 2019

Name or company name	Mr W A Taylor
Contract type name	GDS Contract
Purpose of contract	General and Orthodontic
Contract start date	01/04/2006
Contract end date	

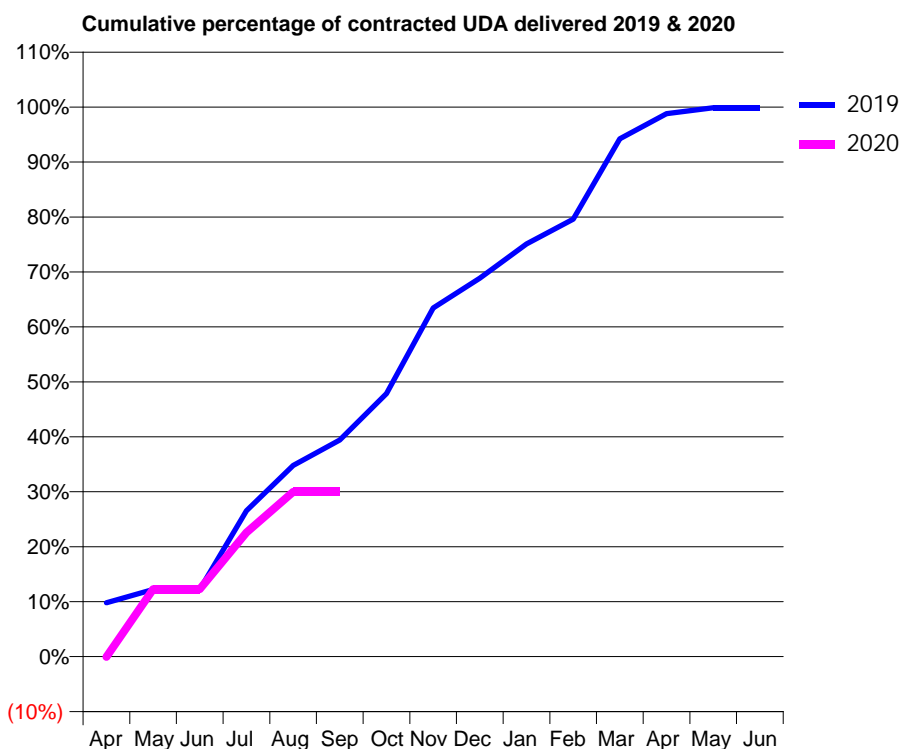
19/20 Contracted general activity (UDA)	1,400
Carry forward general activity (UDA)	1
19/20 Contracted orthodontic activity (UOA)	0
Carry forward orthodontic activity (UOA)	0
Baseline contract value	£34,262.00

### ACCESS\*

Patients seen in 24 months	Total	Change since previous quarter
Quarter ending September 2018	538	
Quarter ending December 2018	533	→
Quarter ending March 2019	530	→
Quarter ending June 2019	518	↓
Quarter ending September 2019	493	↓
<b>Variance since September 2018</b>	<b>(8.4%)</b>	<b>↓</b>



### ACTIVITY



Month	Adjusted Scheduled Activity (UDA)	
	2019	2020
April	137	-1
May	171	172
June	171	172
July	371	316
August	487	420
September	552	420
October	670	
November	888	
December	964	
January	1,051	
February	1,114	
March	1,319	
April	1,383	
May	1,398	
June	1,398	

### QUALITY

	Quantity	Base Number	Contract	AT	Region	England
% of FP17s for the same patient ID Re-attending within 3 months - Children	21	316	6.6%	10.2%	12.1%	11.5%
% of FP17s for the same patient ID Re-attending within 3 months - Adults	0	0	N/A	14.1%	15.6%	15.4%
% of FP17s for the same patient ID Re-attending between 3 & 9 months - Children	259	316	82.0%	58.0%	61.2%	59.7%
% of FP17s for the same patient ID Re-attending between 3 & 9 months - Adults	0	0	N/A	53.2%	54.3%	51.7%
% of FP17s for Band 1 Urgent Courses	14	271	5.2%	8.4%	9.1%	9.2%
% of FP17s Relating to Free Repair or Replacements	0	271	0.0%	1.1%	0.9%	0.7%
% of FP17s Relating to Continuations	0	271	0.0%	1.2%	1.0%	0.8%
% of Patients satisfied with the dentistry they have received	0	0	N/A	96.2%	94.4%	93.5%
% of Patients satisfied with the time they had to wait for an appointment	0	0	N/A	91.7%	88.1%	87.4%

\* This is based on patients treated on this contract for their most recent course of treatment. Figures in italics indicate the base number of FP17s or Patient Questionnaire responses are less than 100. N/A is shown where the base number of responses is less than 10 during the period. % is calculated as Quantity/Base number\*100

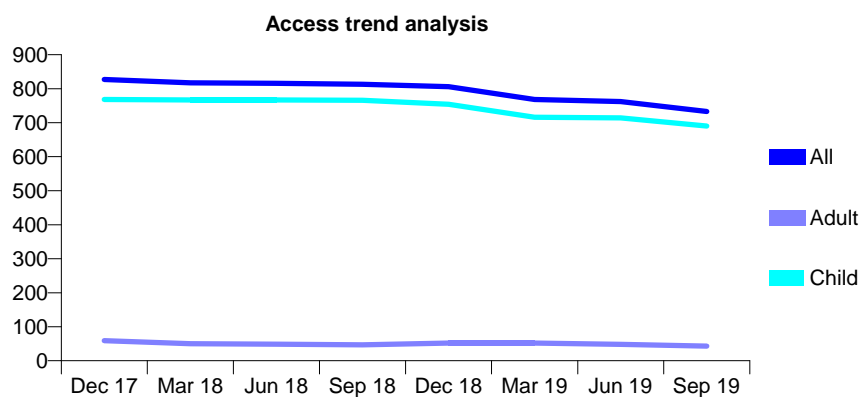
## Q49 - Vital Signs At a Glance Contract Report for 636029/0001 - September 2019

Name or company name	MRS JM STEVENSON
Contract type name	GDS Contract
Purpose of contract	General and Orthodontic
Contract start date	01/04/2006
Contract end date	

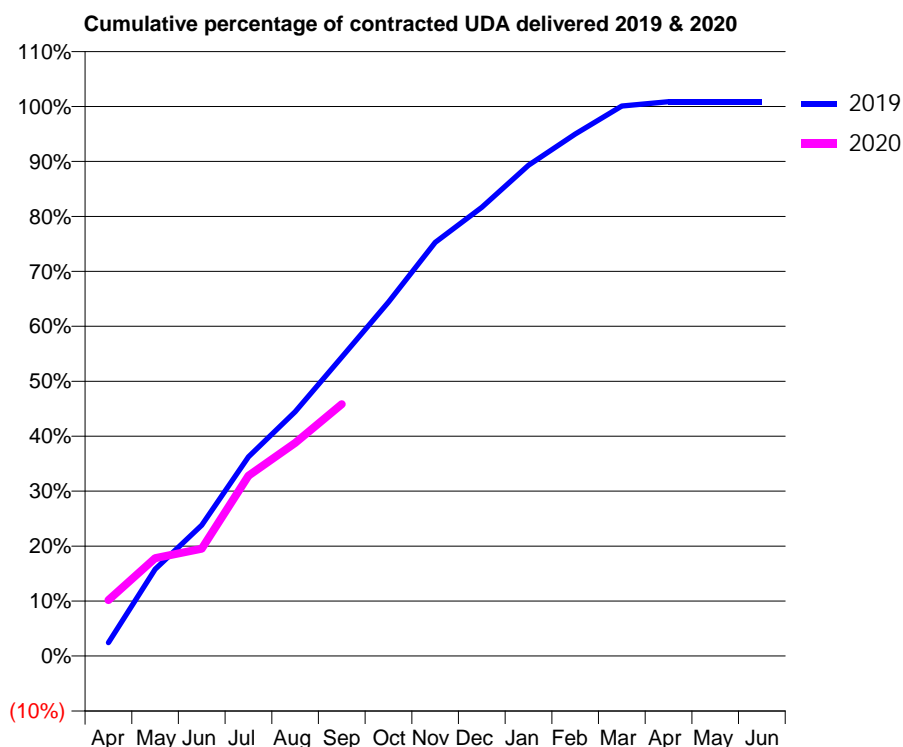
19/20 Contracted general activity (UDA)	1,515
Carry forward general activity (UDA)	-13
19/20 Contracted orthodontic activity (UOA)	0
Carry forward orthodontic activity (UOA)	0
Baseline contract value	£37,443.73

### ACCESS\*

Patients seen in 24 months	Total	Change since previous quarter
Quarter ending September 2018	813	
Quarter ending December 2018	806	→
Quarter ending March 2019	768	↓
Quarter ending June 2019	762	→
Quarter ending September 2019	733	↓
<b>Variance since September 2018</b>	<b>(9.8%)</b>	<b>↓</b>



### ACTIVITY



Month	Adjusted Scheduled Activity (UDA)	
	2019	2020
April	37	154
May	239	270
June	361	296
July	549	497
August	673	588
September	824	694
October	976	
November	1,140	
December	1,237	
January	1,353	
February	1,439	
March	1,516	
April	1,528	
May	1,528	
June	1,528	

### QUALITY

	Quantity	Base Number	Contract	AT	Region	England
% of FP17s for the same patient ID Re-attending within 3 months - Children	37	491	7.5%	10.2%	12.1%	11.5%
% of FP17s for the same patient ID Re-attending within 3 months - Adults	0	0	N/A	14.1%	15.6%	15.4%
% of FP17s for the same patient ID Re-attending between 3 & 9 months - Children	269	491	54.8%	58.0%	61.2%	59.7%
% of FP17s for the same patient ID Re-attending between 3 & 9 months - Adults	0	0	N/A	53.2%	54.3%	51.7%
% of FP17s for Band 1 Urgent Courses	17	480	3.5%	8.4%	9.1%	9.2%
% of FP17s Relating to Free Repair or Replacements	0	480	0.0%	1.1%	0.9%	0.7%
% of FP17s Relating to Continuations	8	480	1.7%	1.2%	1.0%	0.8%
% of Patients satisfied with the dentistry they have received	0	0	N/A	96.2%	94.4%	93.5%
% of Patients satisfied with the time they had to wait for an appointment	0	0	N/A	91.7%	88.1%	87.4%

\* This is based on patients treated on this contract for their most recent course of treatment. Figures in italics indicate the base number of FP17s or Patient Questionnaire responses are less than 100. N/A is shown where the base number of responses is less than 10 during the period. % is calculated as Quantity/Base number\*100

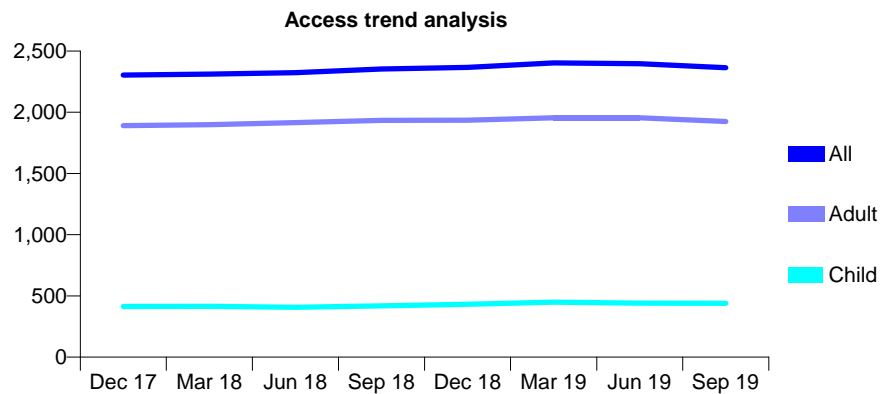
## Q49 - Vital Signs At a Glance Contract Report for 636746/0001 - September 2019

Name or company name	Dr Nazia Noor Rahman
Contract type name	GDS Contract
Purpose of contract	General and Orthodontic
Contract start date	01/04/2006
Contract end date	

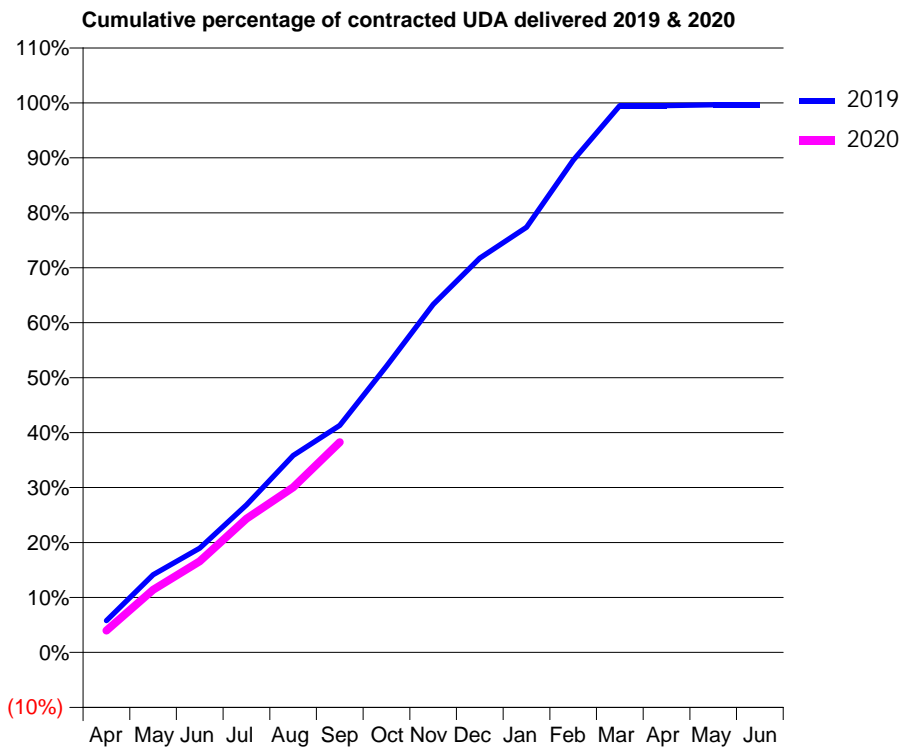
19/20 Contracted general activity (UDA)	8,699
Carry forward general activity (UDA)	30
19/20 Contracted orthodontic activity (UOA)	0
Carry forward orthodontic activity (UOA)	0
Baseline contract value	£237,871.00

### ACCESS\*

Patients seen in 24 months	Total	Change since previous quarter
Quarter ending September 2018	2,353	
Quarter ending December 2018	2,367	→
Quarter ending March 2019	2,404	→
Quarter ending June 2019	2,397	→
Quarter ending September 2019	2,364	↓
<b>Variance since September 2018</b>	0.5%	→



### ACTIVITY



Month	2019	2020
April	504	348
May	1,230	991
June	1,650	1,444
July	2,334	2,117
August	3,117	2,615
September	3,594	3,327
October	4,531	
November	5,510	
December	6,241	
January	6,731	
February	7,791	
March	8,654	
April	8,656	
May	8,669	
June	8,669	

### QUALITY

	Quantity	Base Number	Contract	AT	Region	England
% of FP17s for the same patient ID Re-attending within 3 months - Children	23	299	7.7%	10.2%	12.1%	11.5%
% of FP17s for the same patient ID Re-attending within 3 months - Adults	194	1,330	14.6%	14.1%	15.6%	15.4%
% of FP17s for the same patient ID Re-attending between 3 & 9 months - Children	190	299	63.5%	58.0%	61.2%	59.7%
% of FP17s for the same patient ID Re-attending between 3 & 9 months - Adults	824	1,330	62.0%	53.2%	54.3%	51.7%
% of FP17s for Band 1 Urgent Courses	107	1,618	6.6%	8.4%	9.1%	9.2%
% of FP17s Relating to Free Repair or Replacements	14	1,618	0.9%	1.1%	0.9%	0.7%
% of FP17s Relating to Continuations	49	1,618	3.0%	1.2%	1.0%	0.8%
% of Patients satisfied with the dentistry they have received	0	0	N/A	96.2%	94.4%	93.5%
% of Patients satisfied with the time they had to wait for an appointment	0	0	N/A	91.7%	88.1%	87.4%

\* This is based on patients treated on this contract for their most recent course of treatment. Figures in italics indicate the base number of FP17s or Patient Questionnaire responses are less than 100. N/A is shown where the base number of responses is less than 10 during the period. % is calculated as Quantity/Base number\*100

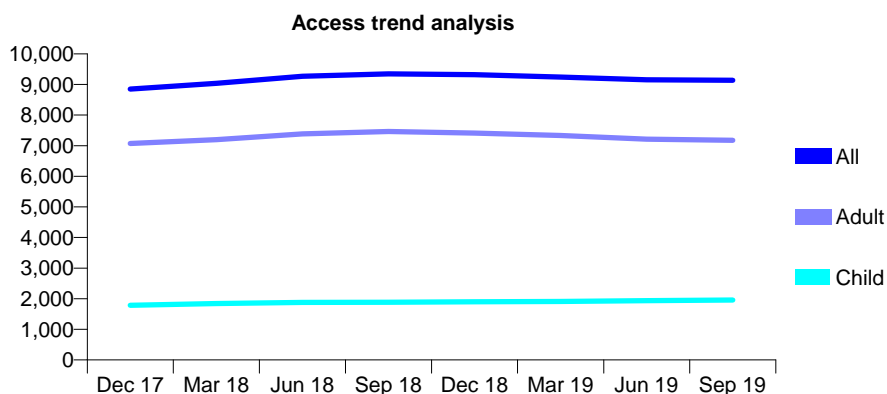
## Q49 - Vital Signs At a Glance Contract Report for 636827/0001 - September 2019

Name or company name	Honour Health Partnership
Contract type name	GDS Contract
Purpose of contract	General
Contract start date	01/04/2006
Contract end date	

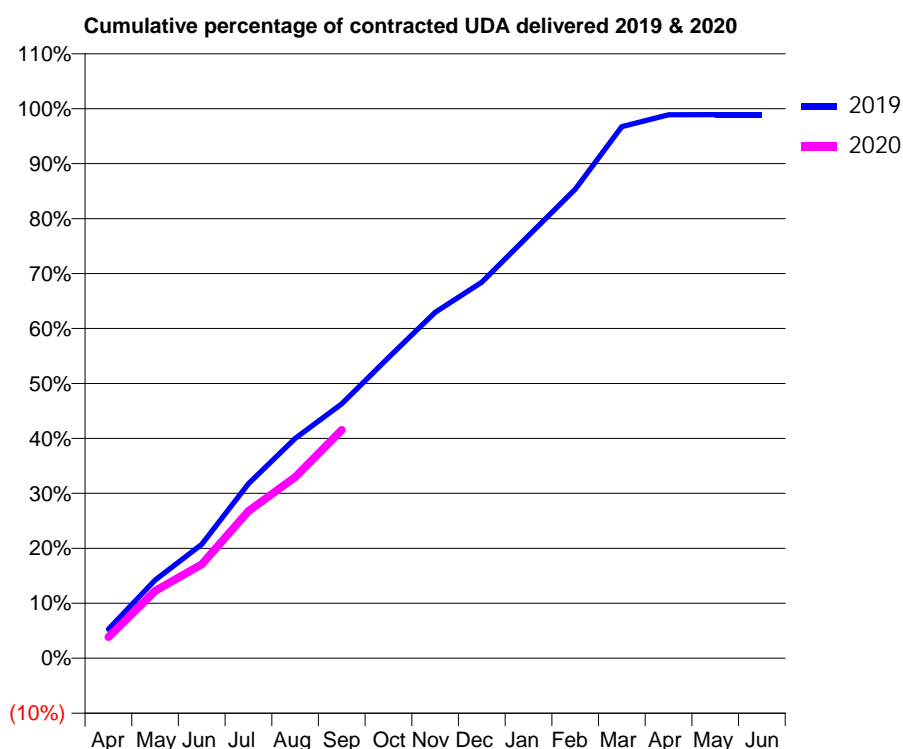
19/20 Contracted general activity (UDA)	17,950
Carry forward general activity (UDA)	199
19/20 Contracted orthodontic activity (UOA)	0
Carry forward orthodontic activity (UOA)	0
Baseline contract value	£481,432.88

### ACCESS\*

Patients seen in 24 months	Total	Change since previous quarter
Quarter ending September 2018	9,350	
Quarter ending December 2018	9,316	→
Quarter ending March 2019	9,243	→
Quarter ending June 2019	9,152	→
Quarter ending September 2019	9,140	→
<b>Variance since September 2018</b>	<b>(2.2%)</b>	<b>↓</b>



### ACTIVITY



Month	2019	2020
April	949	697
May	2,554	2,199
June	3,718	3,067
July	5,701	4,808
August	7,181	5,916
September	8,311	7,456
October	9,822	
November	11,299	
December	12,279	
January	13,802	
February	15,319	
March	17,361	
April	17,746	
May	17,755	
June	17,751	

### QUALITY

	Quantity	Base Number	Contract	AT	Region	England
% of FP17s for the same patient ID Re-attending within 3 months - Children	70	1,334	5.2%	10.2%	12.1%	11.5%
% of FP17s for the same patient ID Re-attending within 3 months - Adults	406	3,836	10.6%	14.1%	15.6%	15.4%
% of FP17s for the same patient ID Re-attending between 3 & 9 months - Children	756	1,334	56.7%	58.0%	61.2%	59.7%
% of FP17s for the same patient ID Re-attending between 3 & 9 months - Adults	1,902	3,836	49.6%	53.2%	54.3%	51.7%
% of FP17s for Band 1 Urgent Courses	531	4,904	10.8%	8.4%	9.1%	9.2%
% of FP17s Relating to Free Repair or Replacements	23	4,904	0.5%	1.1%	0.9%	0.7%
% of FP17s Relating to Continuations	8	4,904	0.2%	1.2%	1.0%	0.8%
% of Patients satisfied with the dentistry they have received	2	2	N/A	96.2%	94.4%	93.5%
% of Patients satisfied with the time they had to wait for an appointment	2	2	N/A	91.7%	88.1%	87.4%

\* This is based on patients treated on this contract for their most recent course of treatment.

Figures in italics indicate the base number of FP17s or Patient Questionnaire responses are less than 100. N/A is shown where the base number of responses is less than 10 during the period. % is calculated as Quantity/Base number\*100

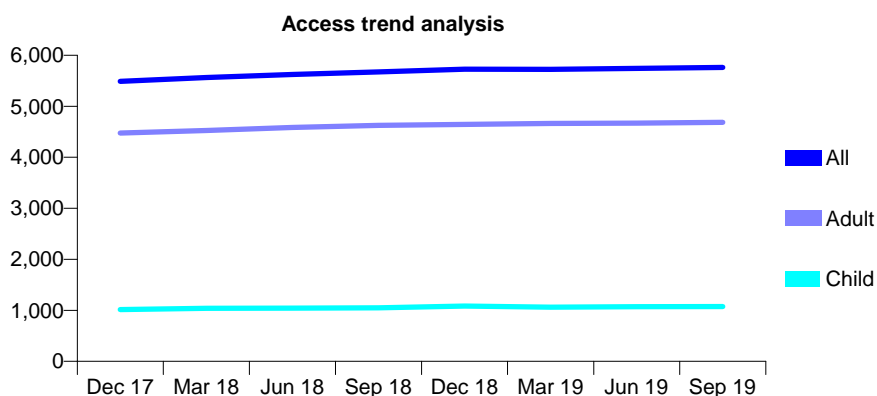
## Q49 - Vital Signs At a Glance Contract Report for 642495/0001 - September 2019

Name or company name	Fulwell Dental Practice Partnership
Contract type name	GDS Contract
Purpose of contract	General and Orthodontic
Contract start date	01/04/2006
Contract end date	

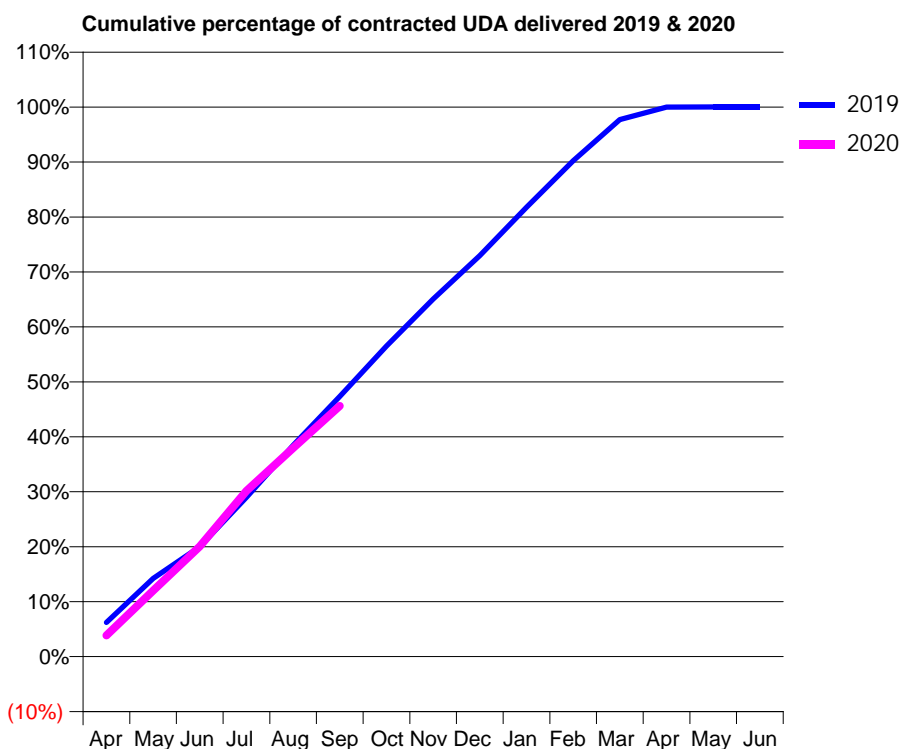
19/20 Contracted general activity (UDA)	19,348
Carry forward general activity (UDA)	-4
19/20 Contracted orthodontic activity (UOA)	0
Carry forward orthodontic activity (UOA)	0
Baseline contract value	£568,755.93

### ACCESS\*

Patients seen in 24 months	Total	Change since previous quarter
Quarter ending September 2018	5,675	
Quarter ending December 2018	5,728	→
Quarter ending March 2019	5,724	→
Quarter ending June 2019	5,742	→
Quarter ending September 2019	5,761	→
<b>Variance since September 2018</b>	<b>1.5%</b>	<b>→</b>



### ACTIVITY



Month	Adjusted Scheduled Activity (UDA)	
	2019	2020
April	1,204	751
May	2,755	2,325
June	3,867	3,879
July	5,608	5,836
August	7,438	7,344
September	9,158	8,826
October	10,934	
November	12,592	
December	14,117	
January	15,821	
February	17,457	
March	18,907	
April	19,348	
May	19,350	
June	19,353	

### QUALITY

	Quantity	Base Number	Contract	AT	Region	England
% of FP17s for the same patient ID Re-attending within 3 months - Children	56	745	7.5%	10.2%	12.1%	11.5%
% of FP17s for the same patient ID Re-attending within 3 months - Adults	422	3,181	13.3%	14.1%	15.6%	15.4%
% of FP17s for the same patient ID Re-attending between 3 & 9 months - Children	375	745	50.3%	58.0%	61.2%	59.7%
% of FP17s for the same patient ID Re-attending between 3 & 9 months - Adults	1,737	3,181	54.6%	53.2%	54.3%	51.7%
% of FP17s for Band 1 Urgent Courses	264	3,737	7.1%	8.4%	9.1%	9.2%
% of FP17s Relating to Free Repair or Replacements	45	3,737	1.2%	1.1%	0.9%	0.7%
% of FP17s Relating to Continuations	31	3,737	0.8%	1.2%	1.0%	0.8%
% of Patients satisfied with the dentistry they have received	3	3	N/A	96.2%	94.4%	93.5%
% of Patients satisfied with the time they had to wait for an appointment	3	3	N/A	91.7%	88.1%	87.4%

\* This is based on patients treated on this contract for their most recent course of treatment. Figures in italics indicate the base number of FP17s or Patient Questionnaire responses are less than 100. N/A is shown where the base number of responses is less than 10 during the period. % is calculated as Quantity/Base number\*100

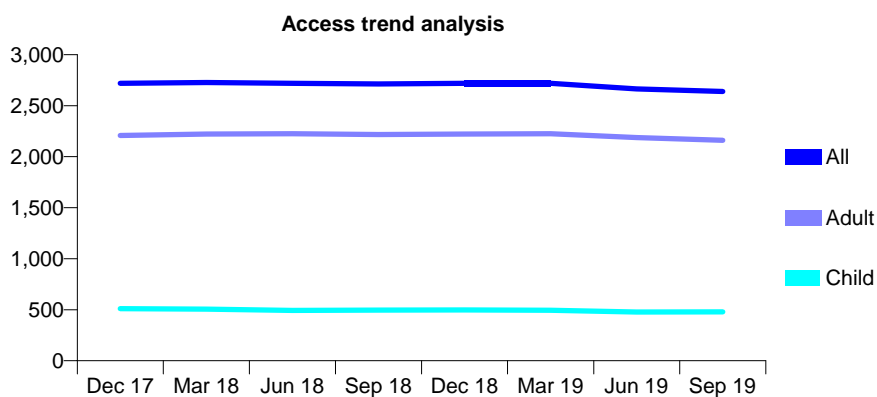
## Q49 - Vital Signs At a Glance Contract Report for 643874/0001 - September 2019

Name or company name	MR M STEPHENSON
Contract type name	GDS Contract
Purpose of contract	General
Contract start date	01/04/2006
Contract end date	

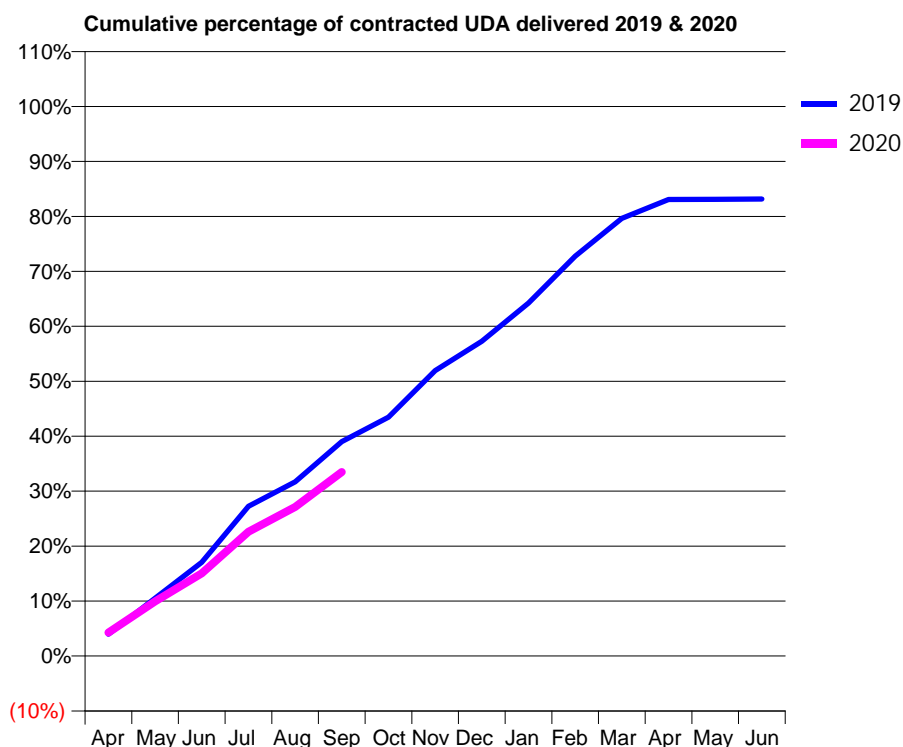
19/20 Contracted general activity (UDA)	8,954
Carry forward general activity (UDA)	0
19/20 Contracted orthodontic activity (UOA)	0
Carry forward orthodontic activity (UOA)	0
Baseline contract value	£198,803.32

### ACCESS\*

Patients seen in 24 months	Total	Change since previous quarter
Quarter ending September 2018	2,713	
Quarter ending December 2018	2,720	→
Quarter ending March 2019	2,720	→
Quarter ending June 2019	2,665	↓
Quarter ending September 2019	2,640	→
<b>Variance since September 2018</b>	<b>(2.7%)</b>	<b>↓</b>



### ACTIVITY



Month	Adjusted Scheduled Activity (UDA)	
	2019	2020
April	358	383
May	944	889
June	1,526	1,349
July	2,438	2,024
August	2,839	2,428
September	3,493	2,997
October	3,892	
November	4,652	
December	5,127	
January	5,751	
February	6,516	
March	7,130	
April	7,440	
May	7,440	
June	7,444	

### QUALITY

	Quantity	Base Number	Contract	AT	Region	England
% of FP17s for the same patient ID Re-attending within 3 months - Children	22	302	7.3%	10.2%	12.1%	11.5%
% of FP17s for the same patient ID Re-attending within 3 months - Adults	171	1,401	12.2%	14.1%	15.6%	15.4%
% of FP17s for the same patient ID Re-attending between 3 & 9 months - Children	169	302	56.0%	58.0%	61.2%	59.7%
% of FP17s for the same patient ID Re-attending between 3 & 9 months - Adults	846	1,401	60.4%	53.2%	54.3%	51.7%
% of FP17s for Band 1 Urgent Courses	146	1,590	9.2%	8.4%	9.1%	9.2%
% of FP17s Relating to Free Repair or Replacements	27	1,590	1.7%	1.1%	0.9%	0.7%
% of FP17s Relating to Continuations	17	1,590	1.1%	1.2%	1.0%	0.8%
% of Patients satisfied with the dentistry they have received	1	1	N/A	96.2%	94.4%	93.5%
% of Patients satisfied with the time they had to wait for an appointment	1	1	N/A	91.7%	88.1%	87.4%

\* This is based on patients treated on this contract for their most recent course of treatment. Figures in italics indicate the base number of FP17s or Patient Questionnaire responses are less than 100. N/A is shown where the base number of responses is less than 10 during the period. % is calculated as Quantity/Base number\*100

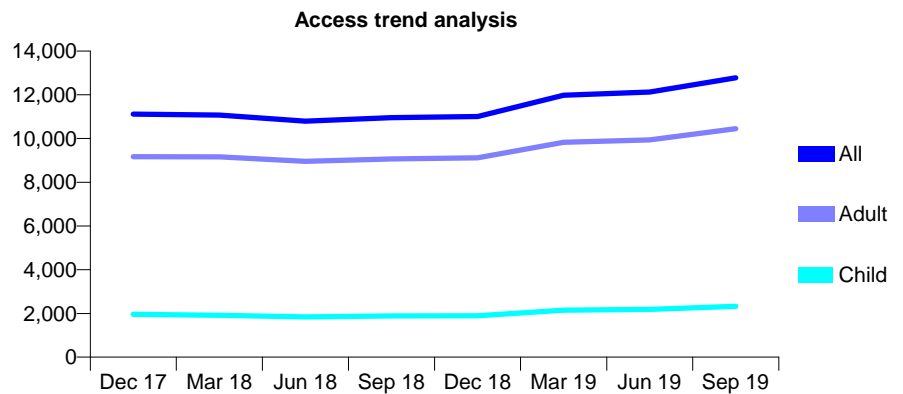
## Q49 - Vital Signs At a Glance Contract Report for 644366/0001 - September 2019

Name or company name	S J Smith & Associates
Contract type name	GDS Contract
Purpose of contract	General
Contract start date	01/04/2006
Contract end date	

19/20 Contracted general activity (UDA)	30,452
Carry forward general activity (UDA)	479
19/20 Contracted orthodontic activity (UOA)	0
Carry forward orthodontic activity (UOA)	0
Baseline contract value	£807,300.79

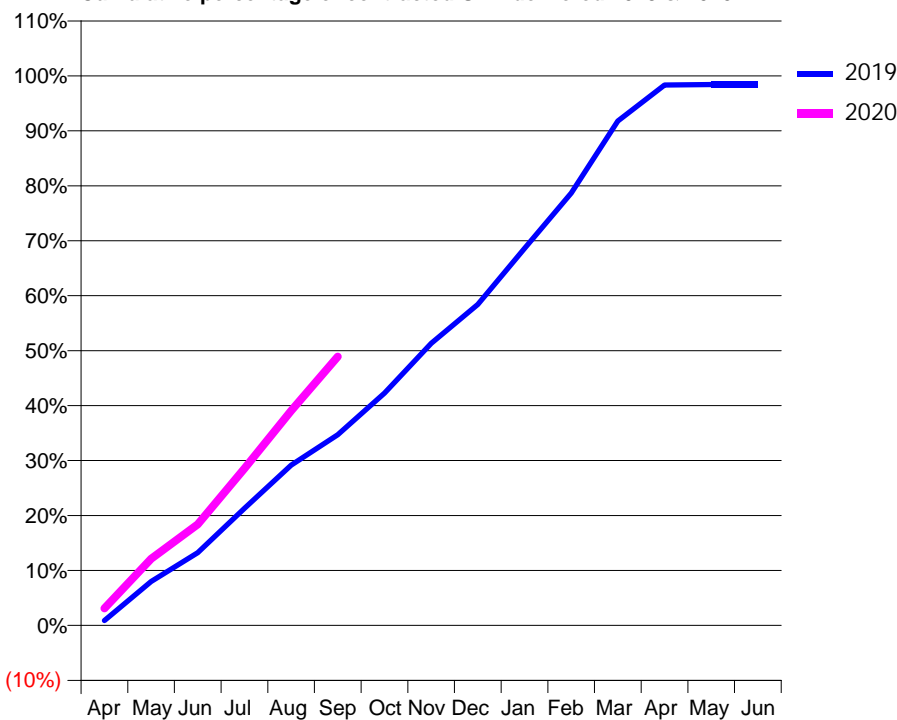
### ACCESS\*

Patients seen in 24 months	Total	Change since previous quarter
Quarter ending September 2018	10,954	
Quarter ending December 2018	11,010	→
Quarter ending March 2019	11,980	↑
Quarter ending June 2019	12,124	→
Quarter ending September 2019	12,778	↑
<b>Variance since September 2018</b>	<b>16.7%</b>	<b>↑</b>



### ACTIVITY

Cumulative percentage of contracted UDA delivered 2019 & 2020



Month	2019	2020
April	273	942
May	2,438	3,695
June	4,030	5,597
July	6,483	8,691
August	8,876	11,894
September	10,569	14,890
October	12,878	
November	15,636	
December	17,785	
January	20,889	
February	23,962	
March	27,946	
April	29,947	
May	29,973	
June	29,973	

### QUALITY

	Quantity	Base Number	Contract	AT	Region	England
% of FP17s for the same patient ID Re-attending within 3 months - Children	45	1,403	3.2%	10.2%	12.1%	11.5%
% of FP17s for the same patient ID Re-attending within 3 months - Adults	534	5,721	9.3%	14.1%	15.6%	15.4%
% of FP17s for the same patient ID Re-attending between 3 & 9 months - Children	585	1,403	41.7%	58.0%	61.2%	59.7%
% of FP17s for the same patient ID Re-attending between 3 & 9 months - Adults	2,086	5,721	36.5%	53.2%	54.3%	51.7%
% of FP17s for Band 1 Urgent Courses	107	6,404	1.7%	8.4%	9.1%	9.2%
% of FP17s Relating to Free Repair or Replacements	52	6,404	0.8%	1.1%	0.9%	0.7%
% of FP17s Relating to Continuations	122	6,404	1.9%	1.2%	1.0%	0.8%
% of Patients satisfied with the dentistry they have received	12	12	100.0%	96.2%	94.4%	93.5%
% of Patients satisfied with the time they had to wait for an appointment	11	12	91.7%	91.7%	88.1%	87.4%

\* This is based on patients treated on this contract for their most recent course of treatment.

Figures in italics indicate the base number of FP17s or Patient Questionnaire responses are less than 100. N/A is shown where the base number of responses is less than 10 during the period. % is calculated as Quantity/Base number\*100

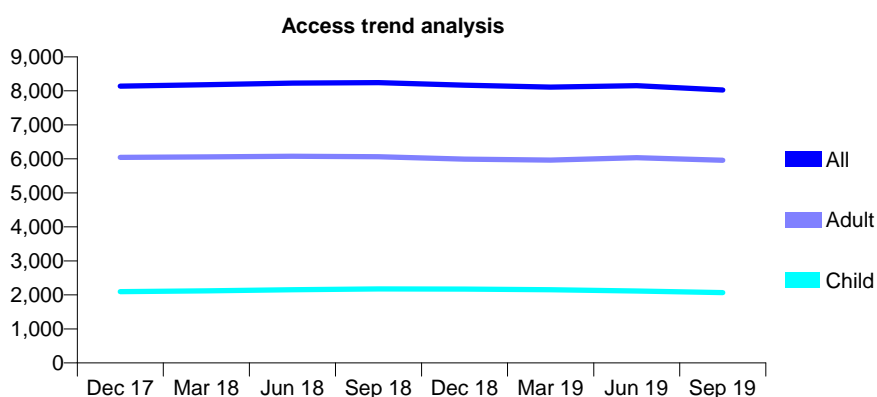
## Q49 - Vital Signs At a Glance Contract Report for 644676/0001 - September 2019

Name or company name	MRS JM DORAN
Contract type name	Pilot Contract
Purpose of contract	General
Contract start date	01/04/2006
Contract end date	

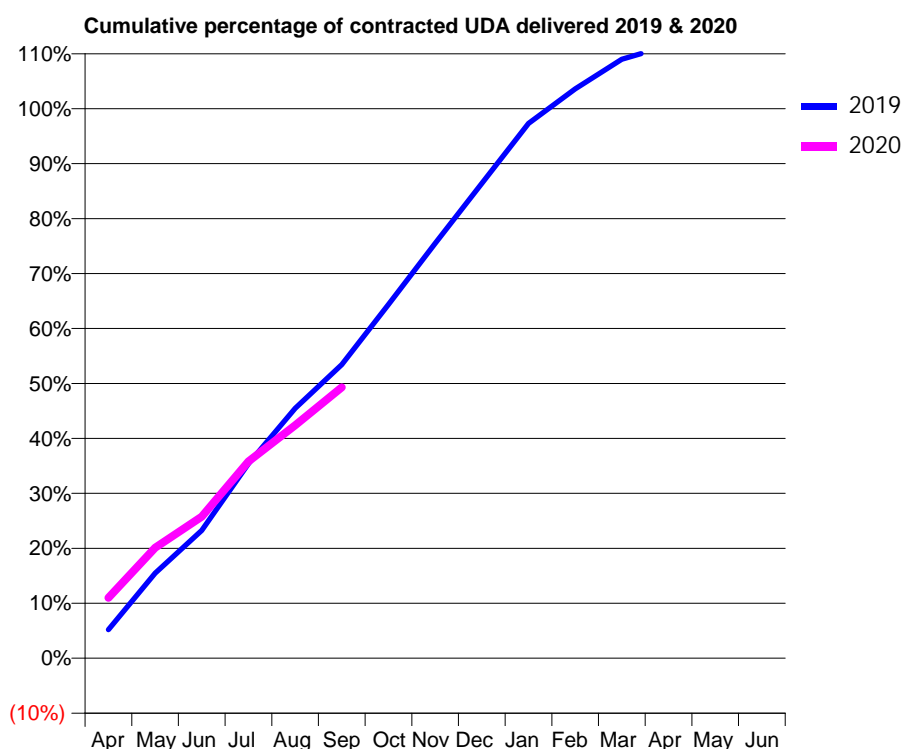
19/20 Contracted general activity (UDA)	15,280
Carry forward general activity (UDA)	0
19/20 Contracted orthodontic activity (UOA)	0
Carry forward orthodontic activity (UOA)	0
Baseline contract value	£724,495.98

### ACCESS\*

Patients seen in 24 months	Total	Change since previous quarter
Quarter ending September 2018	8,240	
Quarter ending December 2018	8,165	→
Quarter ending March 2019	8,113	→
Quarter ending June 2019	8,152	→
Quarter ending September 2019	8,027	↓
<b>Variance since September 2018</b>	<b>(2.6%)</b>	<b>↓</b>



### ACTIVITY



Month	2019	2020
April	796	1,681
May	2,364	3,072
June	3,554	3,935
July	5,409	5,470
August	6,949	6,476
September	8,165	7,533
October	9,835	
November	11,538	
December	13,198	
January	14,870	
February	15,831	
March	16,653	
April	17,034	
May	17,062	
June	17,049	

### QUALITY

	Quantity	Base Number	Contract	AT	Region	England
% of FP17s for the same patient ID Re-attending within 3 months - Children	21	990	2.1%	10.2%	12.1%	11.5%
% of FP17s for the same patient ID Re-attending within 3 months - Adults	189	2,408	7.8%	14.1%	15.6%	15.4%
% of FP17s for the same patient ID Re-attending between 3 & 9 months - Children	374	990	37.8%	58.0%	61.2%	59.7%
% of FP17s for the same patient ID Re-attending between 3 & 9 months - Adults	724	2,408	30.1%	53.2%	54.3%	51.7%
% of FP17s for Band 1 Urgent Courses	48	2,920	1.6%	8.4%	9.1%	9.2%
% of FP17s Relating to Free Repair or Replacements	13	2,920	0.4%	1.1%	0.9%	0.7%
% of FP17s Relating to Continuations	19	2,920	0.7%	1.2%	1.0%	0.8%
% of Patients satisfied with the dentistry they have received	1	1	N/A	96.2%	94.4%	93.5%
% of Patients satisfied with the time they had to wait for an appointment	1	1	N/A	91.7%	88.1%	87.4%

\* This is based on patients treated on this contract for their most recent course of treatment.

Figures in italics indicate the base number of FP17s or Patient Questionnaire responses are less than 100. N/A is shown where the base number of responses is less than 10 during the period. % is calculated as Quantity/Base number\*100



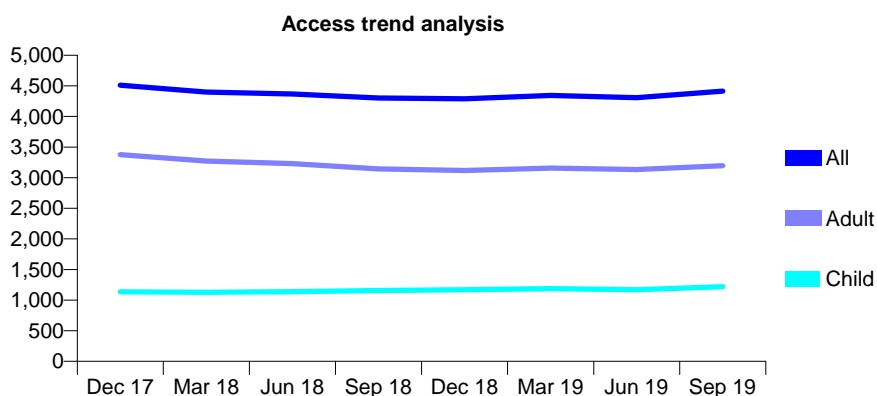
## Q49 - Vital Signs At a Glance Contract Report for 644676/0002 - September 2019

Name or company name	MRS JM DORAN
Contract type name	Pilot Contract
Purpose of contract	General
Contract start date	24/05/2008
Contract end date	

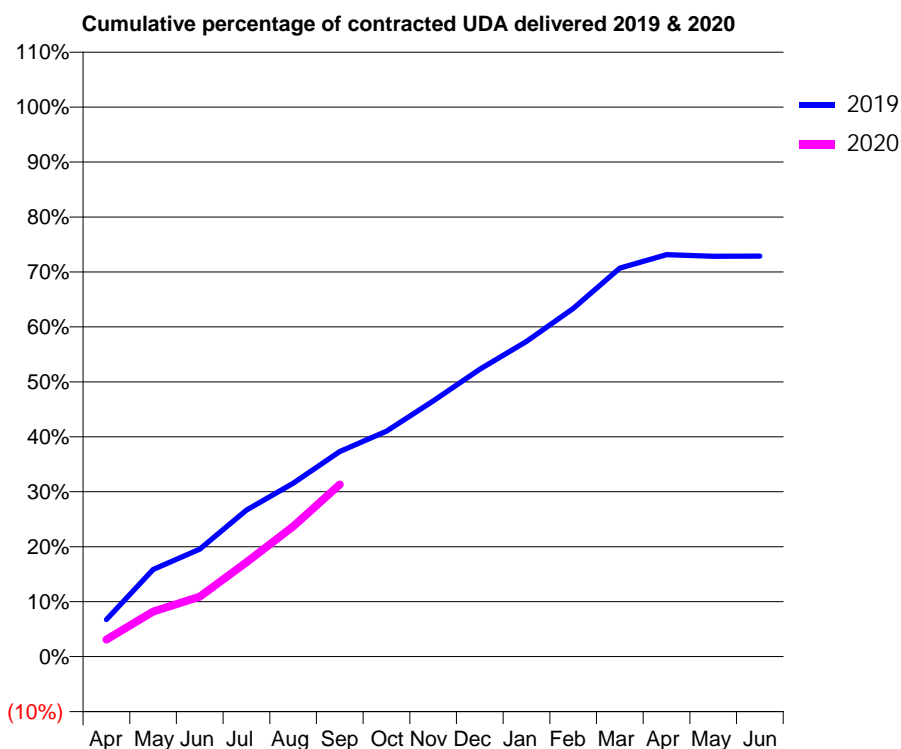
19/20 Contracted general activity (UDA)	15,280
Carry forward general activity (UDA)	0
19/20 Contracted orthodontic activity (UOA)	0
Carry forward orthodontic activity (UOA)	0
Baseline contract value	£351,862.22

### ACCESS\*

Patients seen in 24 months	Total	Change since previous quarter
Quarter ending September 2018	4,302	
Quarter ending December 2018	4,289	→
Quarter ending March 2019	4,344	→
Quarter ending June 2019	4,307	→
Quarter ending September 2019	4,416	↑
<b>Variance since September 2018</b>	<b>2.6%</b>	<b>↑</b>



### ACTIVITY



Month	Adjusted Scheduled Activity (UDA)	
	2019	2020
April	1,029	477
May	2,422	1,254
June	2,987	1,666
July	4,075	2,623
August	4,822	3,620
September	5,699	4,783
October	6,267	
November	7,110	
December	7,987	
January	8,764	
February	9,681	
March	10,804	
April	11,172	
May	11,133	
June	11,136	

### QUALITY

	Quantity	Base Number	Contract	AT	Region	England
% of FP17s for the same patient ID Re-attending within 3 months - Children	23	566	4.1%	10.2%	12.1%	11.5%
% of FP17s for the same patient ID Re-attending within 3 months - Adults	75	1,195	6.3%	14.1%	15.6%	15.4%
% of FP17s for the same patient ID Re-attending between 3 & 9 months - Children	152	566	26.9%	58.0%	61.2%	59.7%
% of FP17s for the same patient ID Re-attending between 3 & 9 months - Adults	265	1,195	22.2%	53.2%	54.3%	51.7%
% of FP17s for Band 1 Urgent Courses	18	1,643	1.1%	8.4%	9.1%	9.2%
% of FP17s Relating to Free Repair or Replacements	5	1,643	0.3%	1.1%	0.9%	0.7%
% of FP17s Relating to Continuations	23	1,643	1.4%	1.2%	1.0%	0.8%
% of Patients satisfied with the dentistry they have received	2	2	N/A	96.2%	94.4%	93.5%
% of Patients satisfied with the time they had to wait for an appointment	2	2	N/A	91.7%	88.1%	87.4%

\* This is based on patients treated on this contract for their most recent course of treatment. Figures in italics indicate the base number of FP17s or Patient Questionnaire responses are less than 100. N/A is shown where the base number of responses is less than 10 during the period. % is calculated as Quantity/Base number\*100

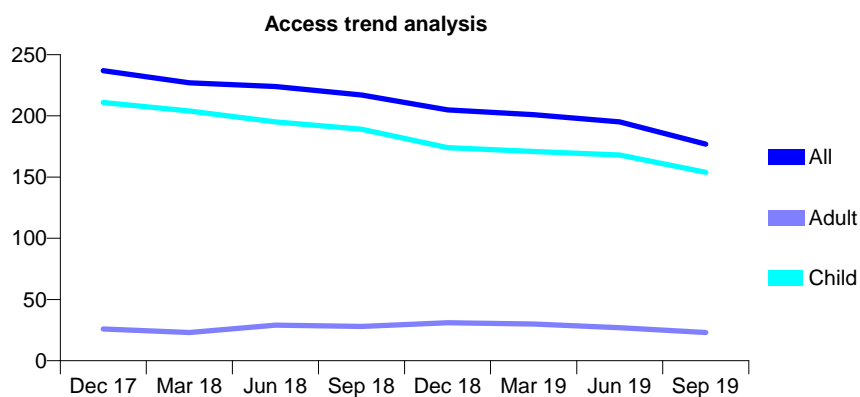
## Q49 - Vital Signs At a Glance Contract Report for 649341/0001 - September 2019

Name or company name	MR SR MORRIS
Contract type name	GDS Contract
Purpose of contract	General
Contract start date	01/04/2006
Contract end date	

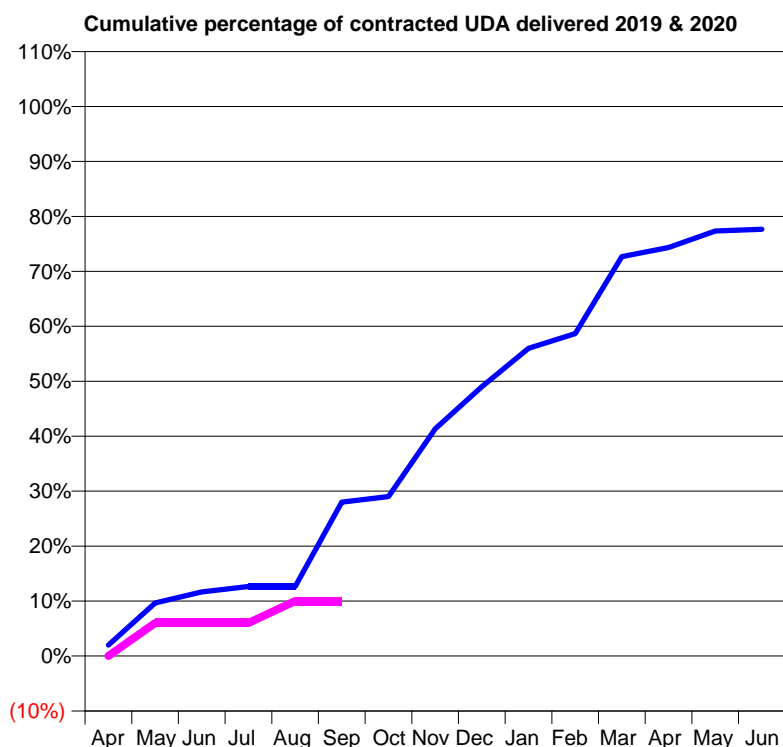
19/20 Contracted general activity (UDA)	300
Carry forward general activity (UDA)	0
19/20 Contracted orthodontic activity (UOA)	0
Carry forward orthodontic activity (UOA)	0
Baseline contract value	£6,462.94

### ACCESS\*

Patients seen in 24 months	Total	Change since previous quarter
Quarter ending September 2018	217	
Quarter ending December 2018	205	↓
Quarter ending March 2019	201	↓
Quarter ending June 2019	195	↓
Quarter ending September 2019	177	↓
<b>Variance since September 2018</b>	<b>(18.4%)</b>	<b>↓</b>



### ACTIVITY



Month	Adjusted Scheduled Activity (UDA)	
	2019	2020
April	6	0
May	29	18
June	35	18
July	38	18
August	38	30
September	84	30
October	87	
November	124	
December	147	
January	168	
February	176	
March	218	
April	223	
May	232	
June	233	

### QUALITY

	Quantity	Base Number	Contract	AT	Region	England
% of FP17s for the same patient ID Re-attending within 3 months - Children	0	36	0.0%	10.2%	12.1%	11.5%
% of FP17s for the same patient ID Re-attending within 3 months - Adults	0	0	N/A	14.1%	15.6%	15.4%
% of FP17s for the same patient ID Re-attending between 3 & 9 months - Children	13	36	36.1%	58.0%	61.2%	59.7%
% of FP17s for the same patient ID Re-attending between 3 & 9 months - Adults	0	0	N/A	53.2%	54.3%	51.7%
% of FP17s for Band 1 Urgent Courses	0	18	0.0%	8.4%	9.1%	9.2%
% of FP17s Relating to Free Repair or Replacements	0	18	0.0%	1.1%	0.9%	0.7%
% of FP17s Relating to Continuations	0	18	0.0%	1.2%	1.0%	0.8%
% of Patients satisfied with the dentistry they have received	0	0	N/A	96.2%	94.4%	93.5%
% of Patients satisfied with the time they had to wait for an appointment	0	0	N/A	91.7%	88.1%	87.4%

\* This is based on patients treated on this contract for their most recent course of treatment. Figures in italics indicate the base number of FP17s or Patient Questionnaire responses are less than 100. N/A is shown where the base number of responses is less than 10 during the period. % is calculated as Quantity/Base number\*100

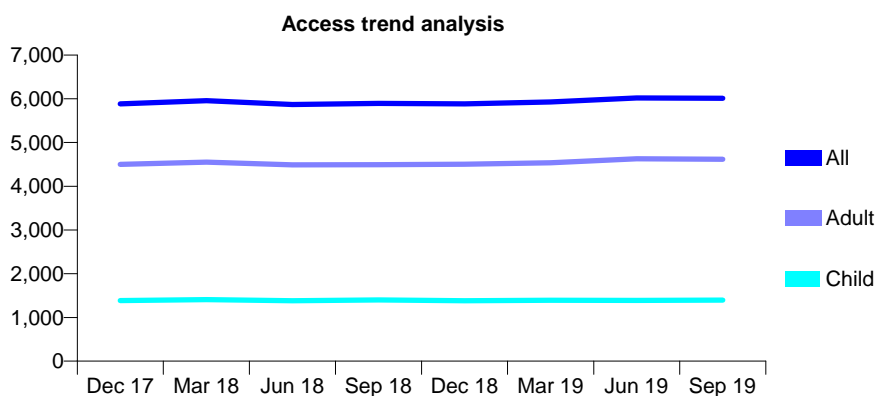
## Q49 - Vital Signs At a Glance Contract Report for 650803/0001 - September 2019

Name or company name	Brantingham, Farrell, Owen & Berry
Contract type name	GDS Contract
Purpose of contract	General
Contract start date	01/04/2006
Contract end date	

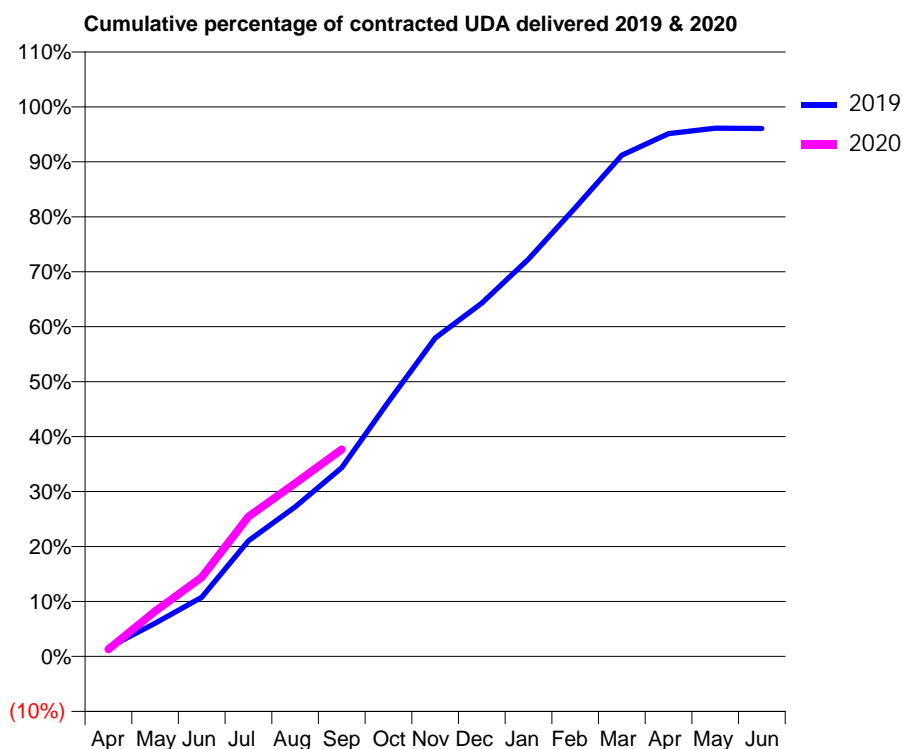
19/20 Contracted general activity (UDA)	17,629
Carry forward general activity (UDA)	696
19/20 Contracted orthodontic activity (UOA)	0
Carry forward orthodontic activity (UOA)	0
Baseline contract value	£561,959.91

### ACCESS\*

Patients seen in 24 months	Total	Change since previous quarter
Quarter ending September 2018	5,895	
Quarter ending December 2018	5,884	→
Quarter ending March 2019	5,929	→
Quarter ending June 2019	6,018	→
Quarter ending September 2019	6,012	→
<b>Variance since September 2018</b>	<b>2.0%</b>	<b>→</b>



### ACTIVITY



Month	Adjusted Scheduled Activity (UDA)	
	2019	2020
April	284	229
May	1,068	1,451
June	1,898	2,538
July	3,709	4,485
August	4,800	5,550
September	6,057	6,642
October	8,172	
November	10,215	
December	11,334	
January	12,746	
February	14,394	
March	16,079	
April	16,767	
May	16,945	
June	16,933	

### QUALITY

	Quantity	Base Number	Contract	AT	Region	England
% of FP17s for the same patient ID Re-attending within 3 months - Children	36	939	3.8%	10.2%	12.1%	11.5%
% of FP17s for the same patient ID Re-attending within 3 months - Adults	330	3,141	10.5%	14.1%	15.6%	15.4%
% of FP17s for the same patient ID Re-attending between 3 & 9 months - Children	573	939	61.0%	58.0%	61.2%	59.7%
% of FP17s for the same patient ID Re-attending between 3 & 9 months - Adults	1,821	3,141	58.0%	53.2%	54.3%	51.7%
% of FP17s for Band 1 Urgent Courses	121	3,748	3.2%	8.4%	9.1%	9.2%
% of FP17s Relating to Free Repair or Replacements	24	3,748	0.6%	1.1%	0.9%	0.7%
% of FP17s Relating to Continuations	31	3,748	0.8%	1.2%	1.0%	0.8%
% of Patients satisfied with the dentistry they have received	1	1	N/A	96.2%	94.4%	93.5%
% of Patients satisfied with the time they had to wait for an appointment	1	1	N/A	91.7%	88.1%	87.4%

\* This is based on patients treated on this contract for their most recent course of treatment. Figures in italics indicate the base number of FP17s or Patient Questionnaire responses are less than 100. N/A is shown where the base number of responses is less than 10 during the period. % is calculated as Quantity/Base number\*100

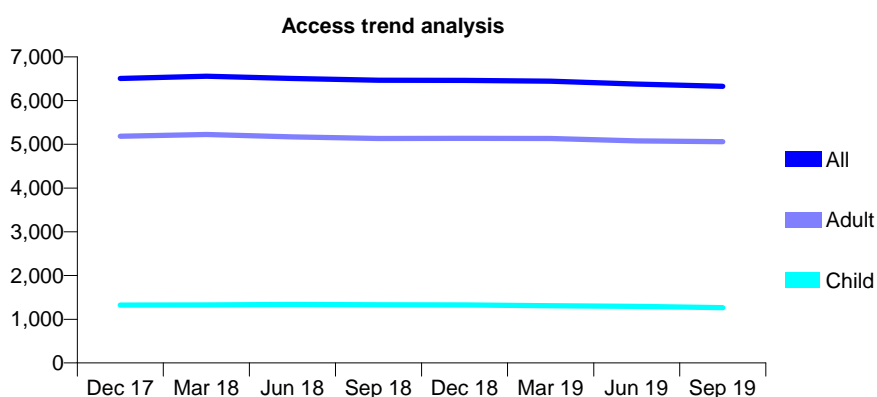
## Q49 - Vital Signs At a Glance Contract Report for 653314/0001 - September 2019

Name or company name	MR JN BUTTERWORTH
Contract type name	GDS Contract
Purpose of contract	General and Orthodontic
Contract start date	01/04/2006
Contract end date	

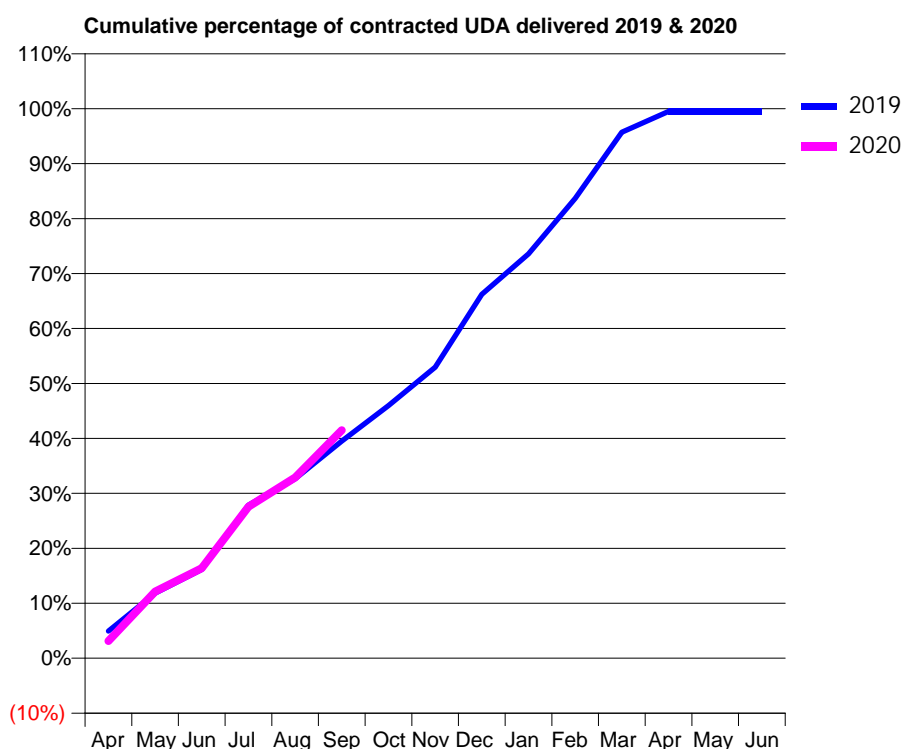
19/20 Contracted general activity (UDA)	19,662
Carry forward general activity (UDA)	0
19/20 Contracted orthodontic activity (UOA)	374
Carry forward orthodontic activity (UOA)	0
Baseline contract value	£483,506.39

### ACCESS\*

Patients seen in 24 months	Total	Change since previous quarter
Quarter ending September 2018	6,466	
Quarter ending December 2018	6,463	→
Quarter ending March 2019	6,443	→
Quarter ending June 2019	6,375	↓
Quarter ending September 2019	6,326	→
<b>Variance since September 2018</b>	<b>(2.2%)</b>	<b>↓</b>



### ACTIVITY



Month	2019	2020
April	968	616
May	2,316	2,382
June	3,161	3,225
July	5,450	5,423
August	6,394	6,468
September	7,733	8,159
October	8,998	
November	10,371	
December	12,961	
January	14,401	
February	16,383	
March	18,741	
April	19,474	
May	19,477	
June	19,477	

### QUALITY

	Quantity	Base Number	Contract	AT	Region	England
% of FP17s for the same patient ID Re-attending within 3 months - Children	126	931	13.5%	10.2%	12.1%	11.5%
% of FP17s for the same patient ID Re-attending within 3 months - Adults	1,018	3,952	25.8%	14.1%	15.6%	15.4%
% of FP17s for the same patient ID Re-attending between 3 & 9 months - Children	598	931	64.2%	58.0%	61.2%	59.7%
% of FP17s for the same patient ID Re-attending between 3 & 9 months - Adults	2,263	3,952	57.3%	53.2%	54.3%	51.7%
% of FP17s for Band 1 Urgent Courses	626	4,223	14.8%	8.4%	9.1%	9.2%
% of FP17s Relating to Free Repair or Replacements	41	4,223	1.0%	1.1%	0.9%	0.7%
% of FP17s Relating to Continuations	106	4,223	2.5%	1.2%	1.0%	0.8%
% of Patients satisfied with the dentistry they have received	2	2	N/A	96.2%	94.4%	93.5%
% of Patients satisfied with the time they had to wait for an appointment	2	2	N/A	91.7%	88.1%	87.4%

\* This is based on patients treated on this contract for their most recent course of treatment.

Figures in italics indicate the base number of FP17s or Patient Questionnaire responses are less than 100. N/A is shown where the base number of responses is less than 10 during the period. % is calculated as Quantity/Base number\*100

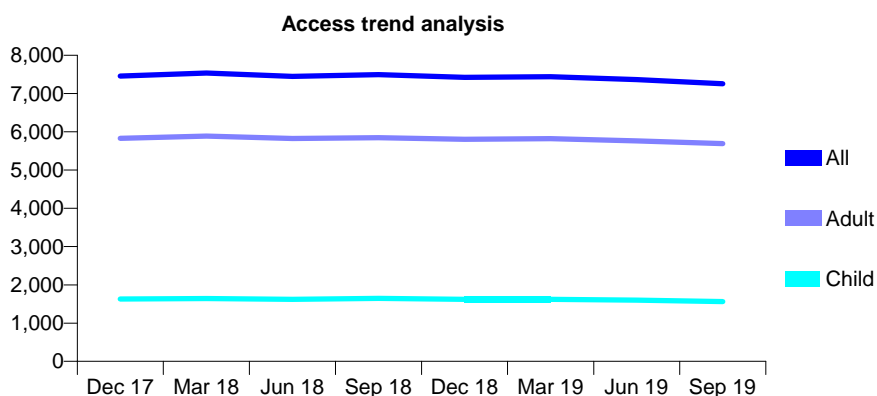
## Q49 - Vital Signs At a Glance Contract Report for 654205/0001 - September 2019

Name or company name	MRS KK AMLANI
Contract type name	Pilot Contract
Purpose of contract	General and Orthodontic
Contract start date	01/04/2006
Contract end date	

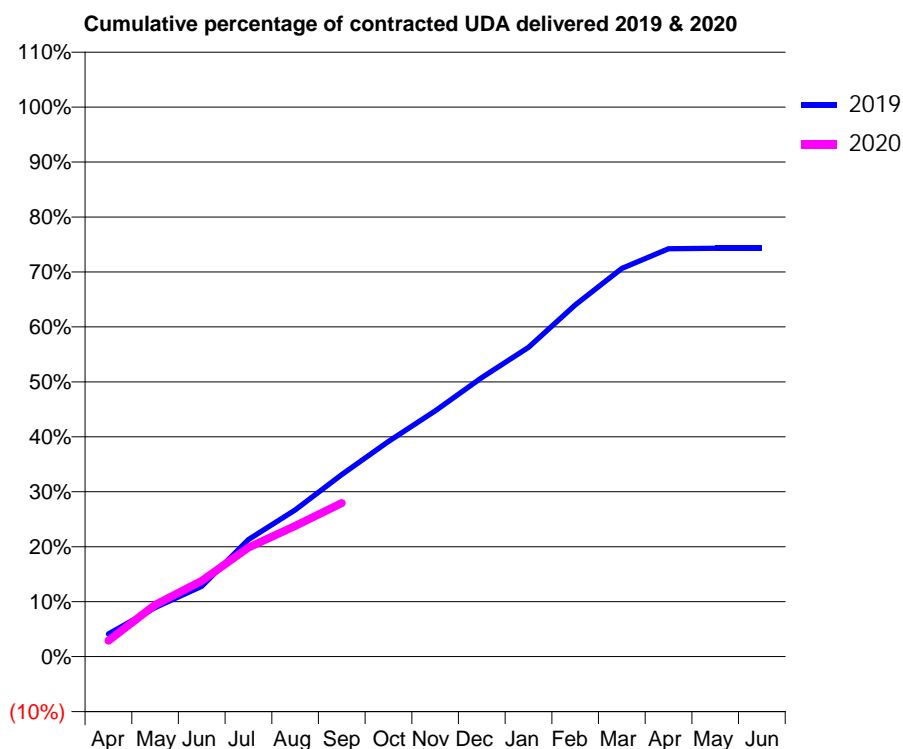
19/20 Contracted general activity (UDA)	27,729
Carry forward general activity (UDA)	0
19/20 Contracted orthodontic activity (UOA)	5
Carry forward orthodontic activity (UOA)	0
Baseline contract value	£644,251.97

### ACCESS\*

Patients seen in 24 months	Total	Change since previous quarter
Quarter ending September 2018	7,494	
Quarter ending December 2018	7,422	→
Quarter ending March 2019	7,440	→
Quarter ending June 2019	7,364	↓
Quarter ending September 2019	7,255	↓
<b>Variance since September 2018</b>	<b>(3.2%)</b>	<b>↓</b>



### ACTIVITY



Month	Adjusted Scheduled Activity (UDA)	
	2019	2020
April	1,143	806
May	2,477	2,611
June	3,550	3,829
July	5,910	5,500
August	7,405	6,589
September	9,187	7,750
October	10,855	
November	12,399	
December	14,080	
January	15,605	
February	17,751	
March	19,585	
April	20,579	
May	20,603	
June	20,599	

### QUALITY

	Quantity	Base Number	Contract	AT	Region	England
% of FP17s for the same patient ID Re-attending within 3 months - Children	39	1,017	3.8%	10.2%	12.1%	11.5%
% of FP17s for the same patient ID Re-attending within 3 months - Adults	501	3,377	14.8%	14.1%	15.6%	15.4%
% of FP17s for the same patient ID Re-attending between 3 & 9 months - Children	618	1,017	60.8%	58.0%	61.2%	59.7%
% of FP17s for the same patient ID Re-attending between 3 & 9 months - Adults	1,538	3,377	45.5%	53.2%	54.3%	51.7%
% of FP17s for Band 1 Urgent Courses	77	3,837	2.0%	8.4%	9.1%	9.2%
% of FP17s Relating to Free Repair or Replacements	84	3,837	2.2%	1.1%	0.9%	0.7%
% of FP17s Relating to Continuations	25	3,837	0.7%	1.2%	1.0%	0.8%
% of Patients satisfied with the dentistry they have received	3	3	N/A	96.2%	94.4%	93.5%
% of Patients satisfied with the time they had to wait for an appointment	3	3	N/A	91.7%	88.1%	87.4%

\* This is based on patients treated on this contract for their most recent course of treatment. Figures in italics indicate the base number of FP17s or Patient Questionnaire responses are less than 100. N/A is shown where the base number of responses is less than 10 during the period. % is calculated as Quantity/Base number\*100

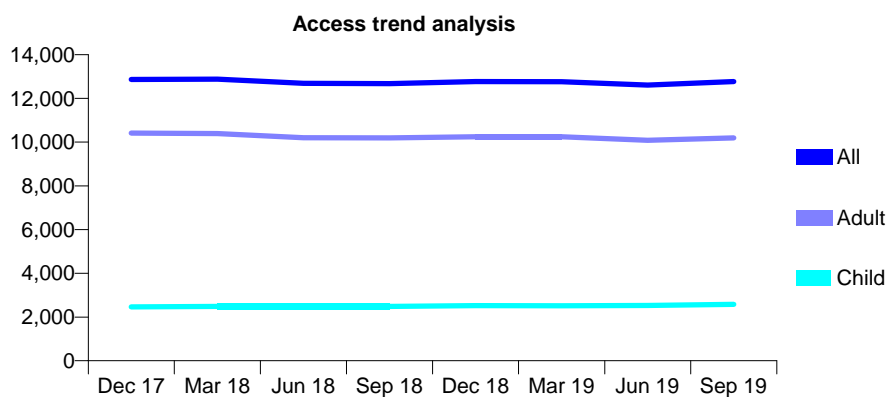
## Q49 - Vital Signs At a Glance Contract Report for 654337/0001 - September 2019

Name or company name	MR F ANSARI-ARDABILI
Contract type name	GDS Contract
Purpose of contract	General
Contract start date	01/04/2006
Contract end date	

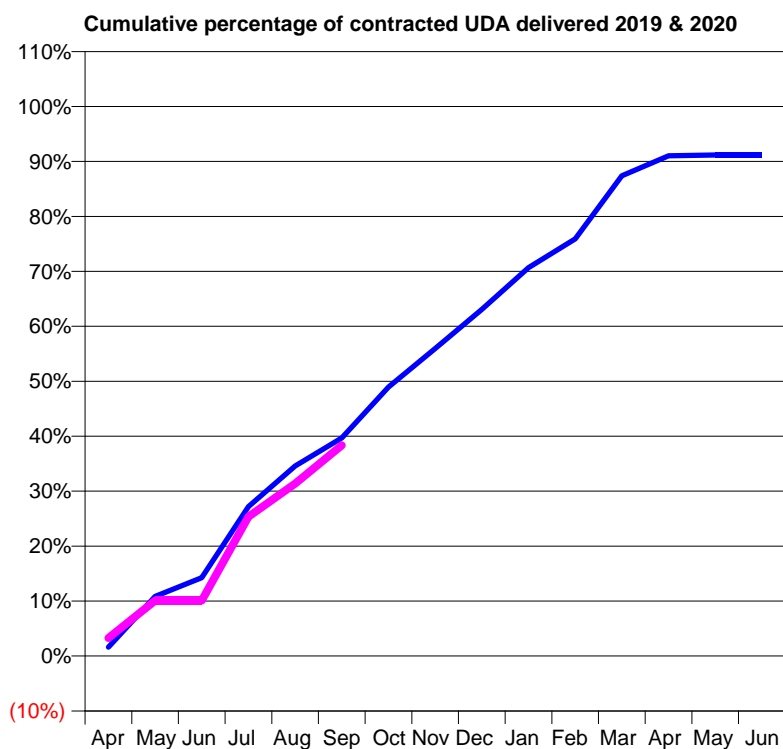
19/20 Contracted general activity (UDA)	44,500
Carry forward general activity (UDA)	0
19/20 Contracted orthodontic activity (UOA)	0
Carry forward orthodontic activity (UOA)	0
Baseline contract value	£1,181,150.12

### ACCESS\*

Patients seen in 24 months	Total	Change since previous quarter
Quarter ending September 2018	12,674	
Quarter ending December 2018	12,768	→
Quarter ending March 2019	12,763	→
Quarter ending June 2019	12,607	↓
Quarter ending September 2019	12,771	→
<b>Variance since September 2018</b>	<b>0.8%</b>	<b>→</b>



### ACTIVITY



Month	Adjusted Scheduled Activity (UDA)	
	2019	2020
April	718	1,460
May	4,828	4,490
June	6,349	4,490
July	12,097	11,279
August	15,395	13,972
September	17,666	17,055
October	21,780	
November	24,912	
December	28,059	
January	31,453	
February	33,775	
March	38,886	
April	40,499	
May	40,561	
June	40,561	

### QUALITY

	Quantity	Base Number	Contract	AT	Region	England
% of FP17s for the same patient ID Re-attending within 3 months - Children	47	1,469	3.2%	10.2%	12.1%	11.5%
% of FP17s for the same patient ID Re-attending within 3 months - Adults	413	5,179	8.0%	14.1%	15.6%	15.4%
% of FP17s for the same patient ID Re-attending between 3 & 9 months - Children	586	1,469	39.9%	58.0%	61.2%	59.7%
% of FP17s for the same patient ID Re-attending between 3 & 9 months - Adults	2,441	5,179	47.1%	53.2%	54.3%	51.7%
% of FP17s for Band 1 Urgent Courses	469	6,174	7.6%	8.4%	9.1%	9.2%
% of FP17s Relating to Free Repair or Replacements	118	6,174	1.9%	1.1%	0.9%	0.7%
% of FP17s Relating to Continuations	42	6,174	0.7%	1.2%	1.0%	0.8%
% of Patients satisfied with the dentistry they have received	6	6	N/A	96.2%	94.4%	93.5%
% of Patients satisfied with the time they had to wait for an appointment	6	6	N/A	91.7%	88.1%	87.4%

\* This is based on patients treated on this contract for their most recent course of treatment.

Figures in italics indicate the base number of FP17s or Patient Questionnaire responses are less than 100. N/A is shown where the base number of responses is less than 10 during the period. % is calculated as Quantity/Base number\*100

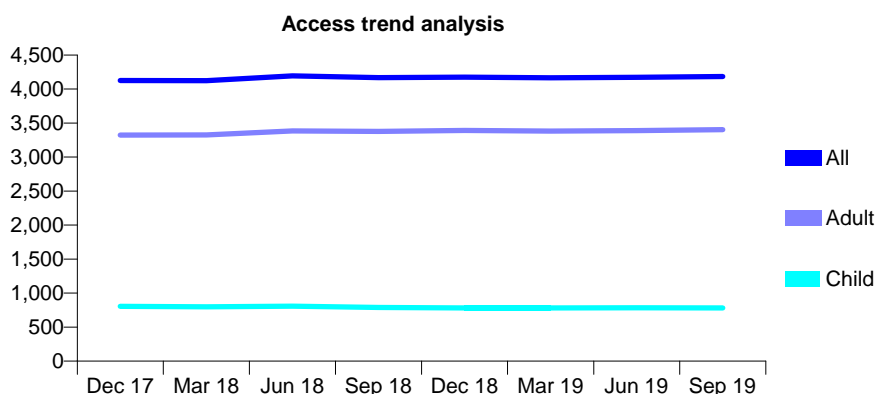
## Q49 - Vital Signs At a Glance Contract Report for 658170/0001 - September 2019

Name or company name	MR ME BENN
Contract type name	GDS Contract
Purpose of contract	General
Contract start date	01/04/2006
Contract end date	

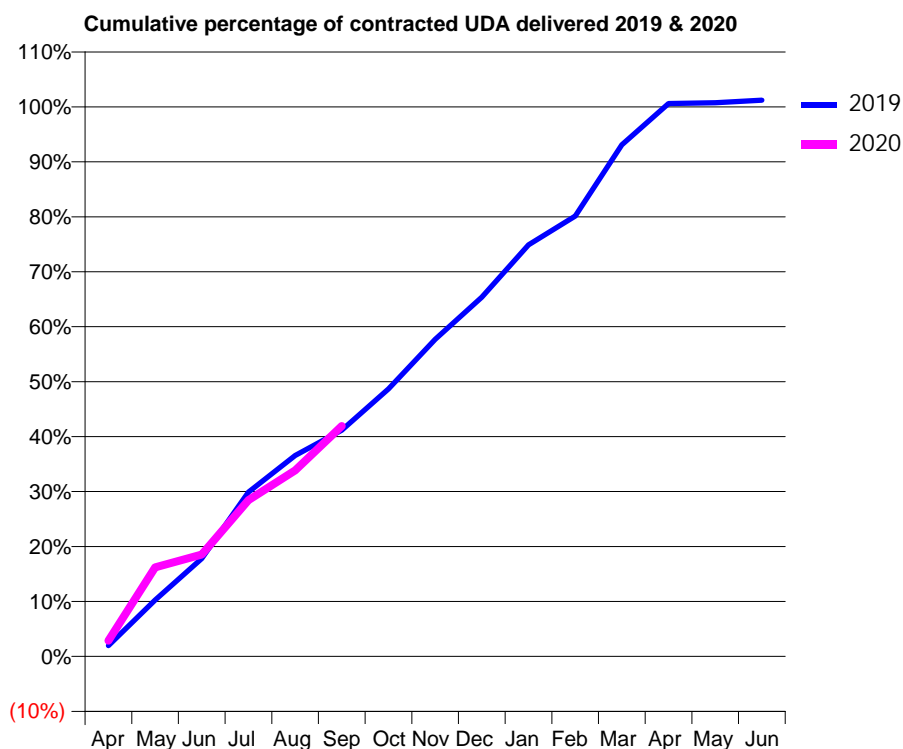
19/20 Contracted general activity (UDA)	11,451
Carry forward general activity (UDA)	-139
19/20 Contracted orthodontic activity (UOA)	0
Carry forward orthodontic activity (UOA)	0
Baseline contract value	£344,079.48

### ACCESS\*

Patients seen in 24 months	Total	Change since previous quarter
Quarter ending September 2018	4,167	
Quarter ending December 2018	4,176	→
Quarter ending March 2019	4,165	→
Quarter ending June 2019	4,174	→
Quarter ending September 2019	4,186	→
<b>Variance since September 2018</b>	<b>0.5%</b>	<b>→</b>



### ACTIVITY



Month	Adjusted Scheduled Activity (UDA)	
	2019	2020
April	228	330
May	1,177	1,858
June	2,041	2,124
July	3,422	3,257
August	4,186	3,877
September	4,716	4,800
October	5,575	
November	6,611	
December	7,485	
January	8,575	
February	9,174	
March	10,661	
April	11,520	
May	11,536	
June	11,590	

### QUALITY

	Quantity	Base Number	Contract	AT	Region	England
% of FP17s for the same patient ID Re-attending within 3 months - Children	10	483	2.1%	10.2%	12.1%	11.5%
% of FP17s for the same patient ID Re-attending within 3 months - Adults	210	2,172	9.7%	14.1%	15.6%	15.4%
% of FP17s for the same patient ID Re-attending between 3 & 9 months - Children	136	483	28.2%	58.0%	61.2%	59.7%
% of FP17s for the same patient ID Re-attending between 3 & 9 months - Adults	989	2,172	45.5%	53.2%	54.3%	51.7%
% of FP17s for Band 1 Urgent Courses	132	2,198	6.0%	8.4%	9.1%	9.2%
% of FP17s Relating to Free Repair or Replacements	26	2,198	1.2%	1.1%	0.9%	0.7%
% of FP17s Relating to Continuations	9	2,198	0.4%	1.2%	1.0%	0.8%
% of Patients satisfied with the dentistry they have received	4	4	N/A	96.2%	94.4%	93.5%
% of Patients satisfied with the time they had to wait for an appointment	4	4	N/A	91.7%	88.1%	87.4%

\* This is based on patients treated on this contract for their most recent course of treatment. Figures in italics indicate the base number of FP17s or Patient Questionnaire responses are less than 100. N/A is shown where the base number of responses is less than 10 during the period. % is calculated as Quantity/Base number\*100

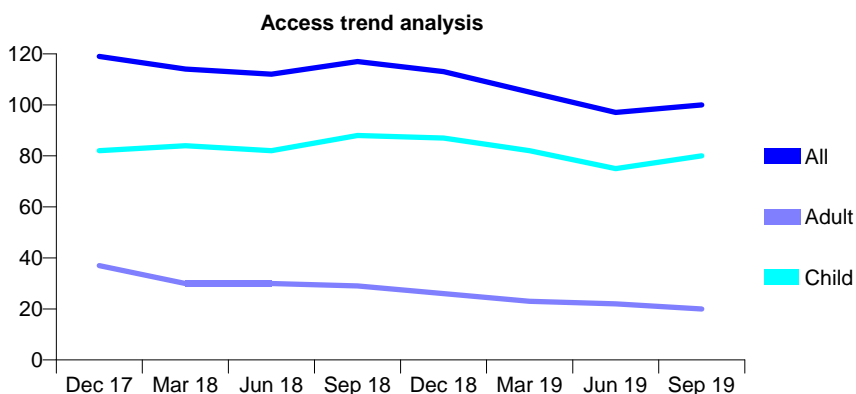
## Q49 - Vital Signs At a Glance Contract Report for 660957/0002 - September 2019

Name or company name	MR CJ BARR
Contract type name	GDS Contract
Purpose of contract	General and Orthodontic
Contract start date	17/03/2012
Contract end date	

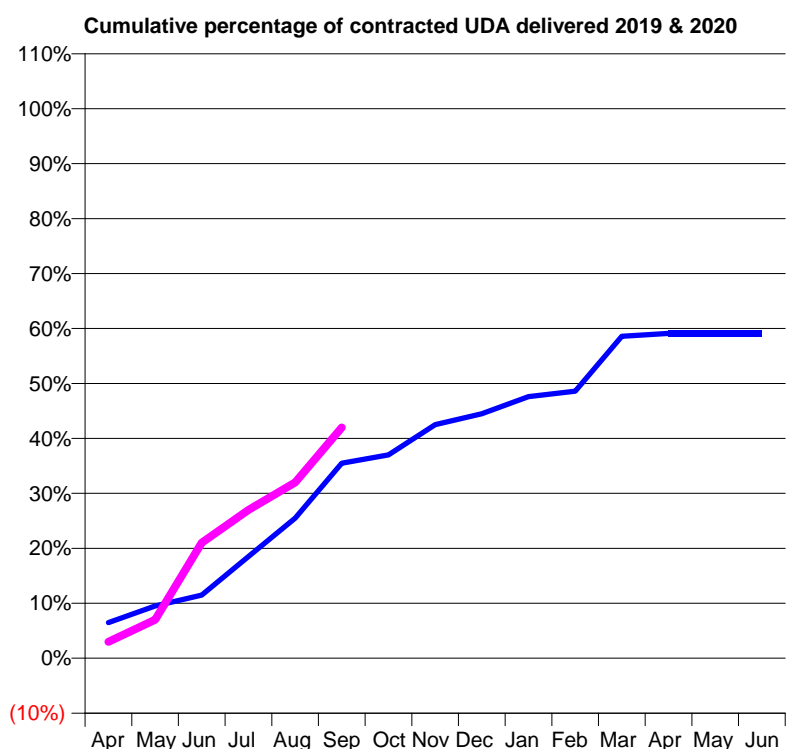
19/20 Contracted general activity (UDA)	100
Carry forward general activity (UDA)	0
19/20 Contracted orthodontic activity (UOA)	2,548
Carry forward orthodontic activity (UOA)	0
Baseline contract value	£174,837.18

### ACCESS\*

Patients seen in 24 months	Total	Change since previous quarter
Quarter ending September 2018	117	
Quarter ending December 2018	113	↓
Quarter ending March 2019	105	↓
Quarter ending June 2019	97	↓
Quarter ending September 2019	100	↑
<b>Variance since September 2018</b>	<b>(14.5%)</b>	<b>↓</b>



### ACTIVITY



Month	2019	2020
April	13	3
May	19	7
June	23	21
July	37	27
August	51	32
September	71	42
October	74	
November	85	
December	89	
January	95	
February	97	
March	117	
April	118	
May	118	
June	118	

### QUALITY

	Quantity	Base Number	Contract	AT	Region	England
% of FP17s for the same patient ID Re-attending within 3 months - Children	3	38	7.9%	10.2%	12.1%	11.5%
% of FP17s for the same patient ID Re-attending within 3 months - Adults	0	3	0.0%	14.1%	15.6%	15.4%
% of FP17s for the same patient ID Re-attending between 3 & 9 months - Children	13	38	34.2%	58.0%	61.2%	59.7%
% of FP17s for the same patient ID Re-attending between 3 & 9 months - Adults	1	3	33.3%	53.2%	54.3%	51.7%
% of FP17s for Band 1 Urgent Courses	0	27	0.0%	8.4%	9.1%	9.2%
% of FP17s Relating to Free Repair or Replacements	0	27	0.0%	1.1%	0.9%	0.7%
% of FP17s Relating to Continuations	0	27	0.0%	1.2%	1.0%	0.8%
% of Patients satisfied with the dentistry they have received	0	0	N/A	96.2%	94.4%	93.5%
% of Patients satisfied with the time they had to wait for an appointment	0	0	N/A	91.7%	88.1%	87.4%

\* This is based on patients treated on this contract for their most recent course of treatment. Figures in italics indicate the base number of FP17s or Patient Questionnaire responses are less than 100. N/A is shown where the base number of responses is less than 10 during the period. % is calculated as Quantity/Base number\*100



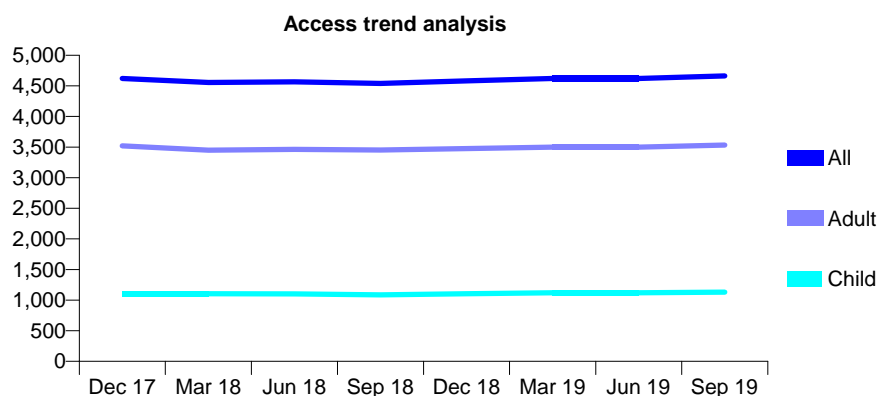
## Q49 - Vital Signs At a Glance Contract Report for 661155/0001 - September 2019

Name or company name	MR G REID
Contract type name	GDS Contract
Purpose of contract	General
Contract start date	01/04/2006
Contract end date	

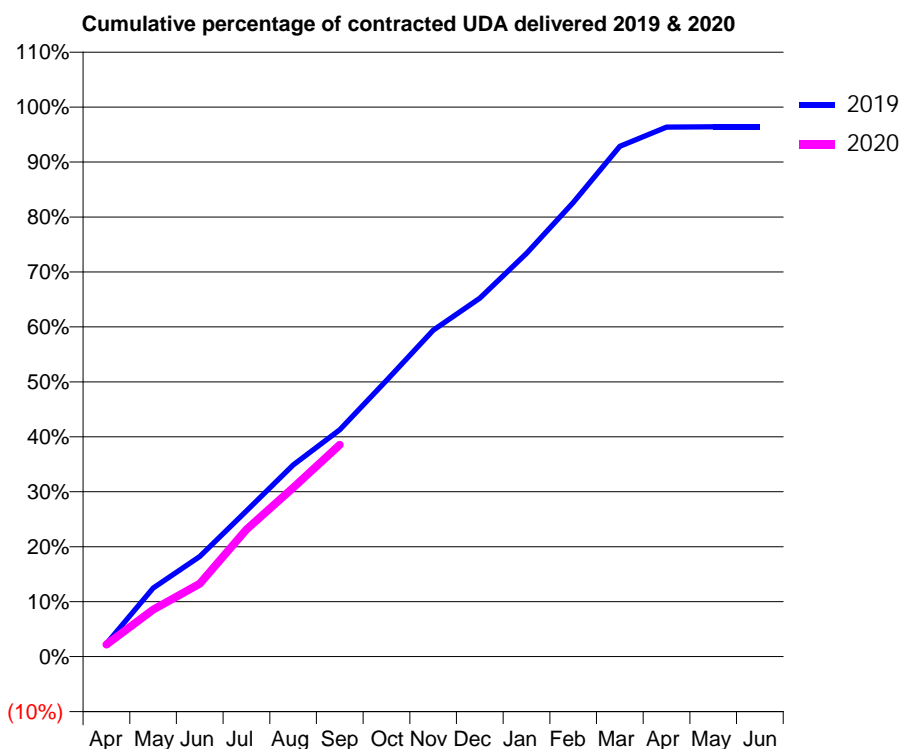
19/20 Contracted general activity (UDA)	13,848
Carry forward general activity (UDA)	498
19/20 Contracted orthodontic activity (UOA)	0
Carry forward orthodontic activity (UOA)	0
Baseline contract value	£419,600.86

### ACCESS\*

Patients seen in 24 months	Total	Change since previous quarter
Quarter ending September 2018	4,539	
Quarter ending December 2018	4,582	→
Quarter ending March 2019	4,621	→
Quarter ending June 2019	4,621	→
Quarter ending September 2019	4,663	→
<b>Variance since September 2018</b>	<b>2.7%</b>	<b>↑</b>



### ACTIVITY



Month	Adjusted Scheduled Activity (UDA)	
	2019	2020
April	324	305
May	1,728	1,185
June	2,522	1,836
July	3,670	3,206
August	4,830	4,257
September	5,717	5,337
October	6,958	
November	8,224	
December	9,032	
January	10,160	
February	11,445	
March	12,859	
April	13,343	
May	13,350	
June	13,350	

### QUALITY

	Quantity	Base Number	Contract	AT	Region	England
% of FP17s for the same patient ID Re-attending within 3 months - Children	64	879	7.3%	10.2%	12.1%	11.5%
% of FP17s for the same patient ID Re-attending within 3 months - Adults	496	2,746	18.1%	14.1%	15.6%	15.4%
% of FP17s for the same patient ID Re-attending between 3 & 9 months - Children	577	879	65.6%	58.0%	61.2%	59.7%
% of FP17s for the same patient ID Re-attending between 3 & 9 months - Adults	1,627	2,746	59.2%	53.2%	54.3%	51.7%
% of FP17s for Band 1 Urgent Courses	161	3,401	4.7%	8.4%	9.1%	9.2%
% of FP17s Relating to Free Repair or Replacements	70	3,401	2.1%	1.1%	0.9%	0.7%
% of FP17s Relating to Continuations	68	3,401	2.0%	1.2%	1.0%	0.8%
% of Patients satisfied with the dentistry they have received	1	1	N/A	96.2%	94.4%	93.5%
% of Patients satisfied with the time they had to wait for an appointment	1	1	N/A	91.7%	88.1%	87.4%

\* This is based on patients treated on this contract for their most recent course of treatment. Figures in italics indicate the base number of FP17s or Patient Questionnaire responses are less than 100. N/A is shown where the base number of responses is less than 10 during the period. % is calculated as Quantity/Base number\*100

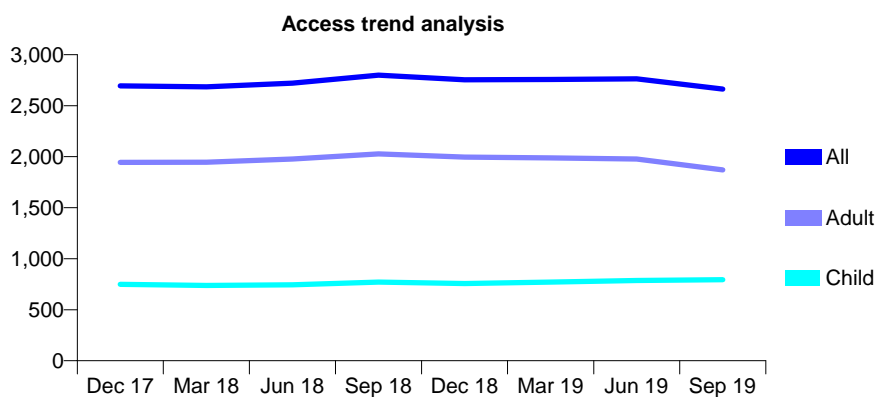
## Q49 - Vital Signs At a Glance Contract Report for 674338/0001 - September 2019

Name or company name	MRS LJ HUNTER
Contract type name	GDS Contract
Purpose of contract	General
Contract start date	01/04/2006
Contract end date	

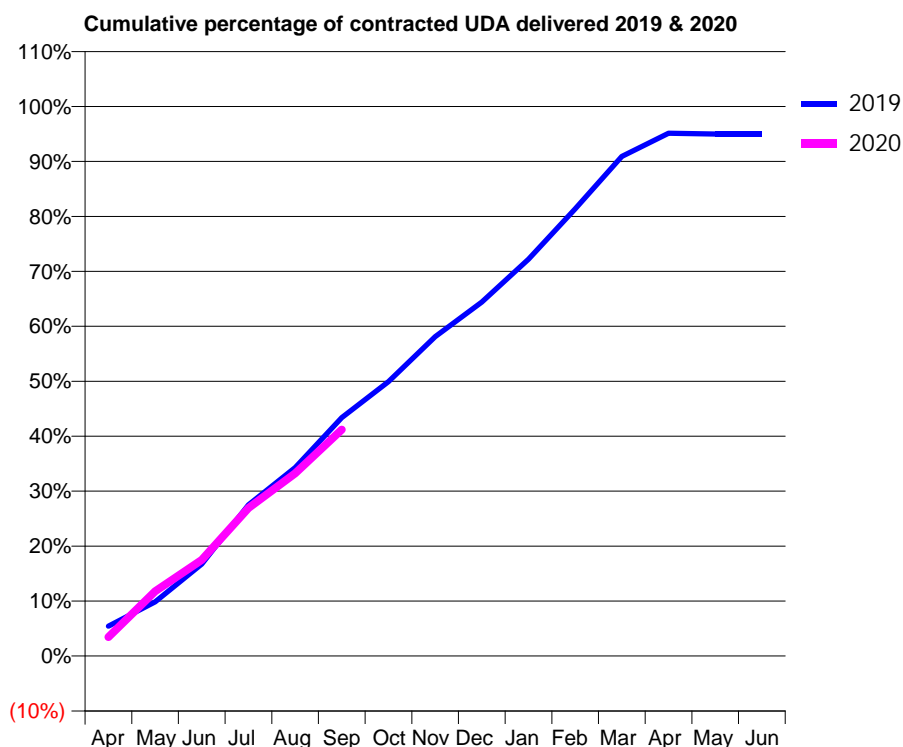
19/20 Contracted general activity (UDA)	8,826
Carry forward general activity (UDA)	0
19/20 Contracted orthodontic activity (UOA)	0
Carry forward orthodontic activity (UOA)	0
Baseline contract value	£250,018.83

### ACCESS\*

Patients seen in 24 months	Total	Change since previous quarter
Quarter ending September 2018	2,799	
Quarter ending December 2018	2,753	↓
Quarter ending March 2019	2,758	→
Quarter ending June 2019	2,763	→
Quarter ending September 2019	2,664	↓
<b>Variance since September 2018</b>	<b>(4.8%)</b>	<b>↓</b>



### ACTIVITY



Month	Adjusted Scheduled Activity (UDA)	
	2019	2020
April	481	304
May	871	1,039
June	1,477	1,543
July	2,427	2,376
August	3,027	2,935
September	3,828	3,636
October	4,408	
November	5,128	
December	5,683	
January	6,373	
February	7,182	
March	8,023	
April	8,395	
May	8,383	
June	8,383	

### QUALITY

	Quantity	Base Number	Contract	AT	Region	England
% of FP17s for the same patient ID Re-attending within 3 months - Children	71	577	12.3%	10.2%	12.1%	11.5%
% of FP17s for the same patient ID Re-attending within 3 months - Adults	256	1,189	21.5%	14.1%	15.6%	15.4%
% of FP17s for the same patient ID Re-attending between 3 & 9 months - Children	327	577	56.7%	58.0%	61.2%	59.7%
% of FP17s for the same patient ID Re-attending between 3 & 9 months - Adults	521	1,189	43.8%	53.2%	54.3%	51.7%
% of FP17s for Band 1 Urgent Courses	129	1,632	7.9%	8.4%	9.1%	9.2%
% of FP17s Relating to Free Repair or Replacements	39	1,632	2.4%	1.1%	0.9%	0.7%
% of FP17s Relating to Continuations	32	1,632	2.0%	1.2%	1.0%	0.8%
% of Patients satisfied with the dentistry they have received	1	1	N/A	96.2%	94.4%	93.5%
% of Patients satisfied with the time they had to wait for an appointment	1	1	N/A	91.7%	88.1%	87.4%

\* This is based on patients treated on this contract for their most recent course of treatment. Figures in italics indicate the base number of FP17s or Patient Questionnaire responses are less than 100. N/A is shown where the base number of responses is less than 10 during the period. % is calculated as Quantity/Base number\*100

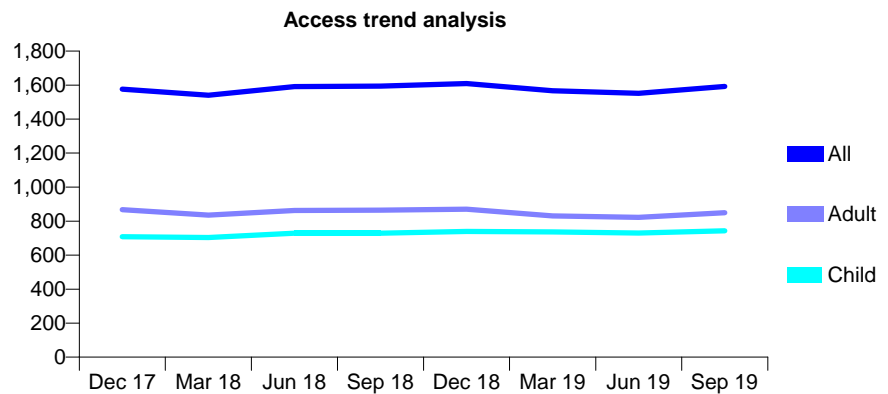
## Q49 - Vital Signs At a Glance Contract Report for 676098/0001 - September 2019

Name or company name	MR BS LIVERSIDGE
Contract type name	GDS Contract
Purpose of contract	General and Orthodontic
Contract start date	01/04/2006
Contract end date	

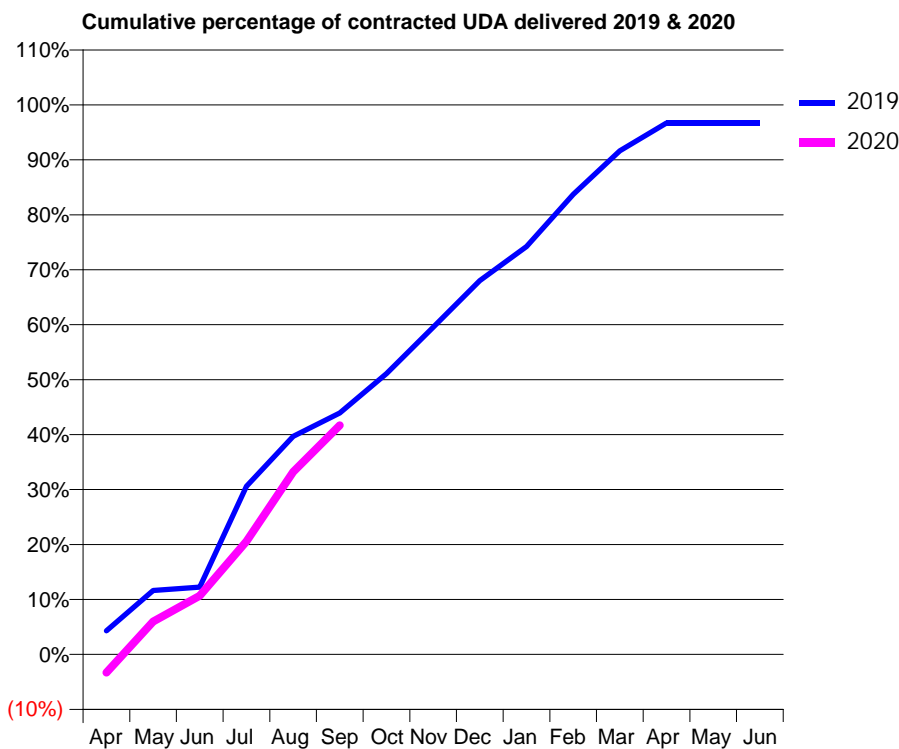
19/20 Contracted general activity (UDA)	6,054
Carry forward general activity (UDA)	200
19/20 Contracted orthodontic activity (UOA)	0
Carry forward orthodontic activity (UOA)	0
Baseline contract value	£158,953.00

### ACCESS\*

Patients seen in 24 months	Total	Change since previous quarter
Quarter ending September 2018	1,594	
Quarter ending December 2018	1,609	→
Quarter ending March 2019	1,567	↓
Quarter ending June 2019	1,552	→
Quarter ending September 2019	1,592	↑
<b>Variance since September 2018</b>	<b>(0.1%)</b>	<b>→</b>



### ACTIVITY



Month	2019	2020
April	260	-200
May	705	362
June	741	646
July	1,852	1,247
August	2,403	2,010
September	2,660	2,524
October	3,094	
November	3,604	
December	4,117	
January	4,493	
February	5,068	
March	5,547	
April	5,853	
May	5,853	
June	5,853	

### QUALITY

	Quantity	Base Number	Contract	AT	Region	England
% of FP17s for the same patient ID Re-attending within 3 months - Children	19	471	4.0%	10.2%	12.1%	11.5%
% of FP17s for the same patient ID Re-attending within 3 months - Adults	64	501	12.8%	14.1%	15.6%	15.4%
% of FP17s for the same patient ID Re-attending between 3 & 9 months - Children	200	471	42.5%	58.0%	61.2%	59.7%
% of FP17s for the same patient ID Re-attending between 3 & 9 months - Adults	191	501	38.1%	53.2%	54.3%	51.7%
% of FP17s for Band 1 Urgent Courses	40	884	4.5%	8.4%	9.1%	9.2%
% of FP17s Relating to Free Repair or Replacements	0	884	0.0%	1.1%	0.9%	0.7%
% of FP17s Relating to Continuations	0	884	0.0%	1.2%	1.0%	0.8%
% of Patients satisfied with the dentistry they have received	0	0	N/A	96.2%	94.4%	93.5%
% of Patients satisfied with the time they had to wait for an appointment	0	0	N/A	91.7%	88.1%	87.4%

\* This is based on patients treated on this contract for their most recent course of treatment. Figures in italics indicate the base number of FP17s or Patient Questionnaire responses are less than 100. N/A is shown where the base number of responses is less than 10 during the period. % is calculated as Quantity/Base number\*100

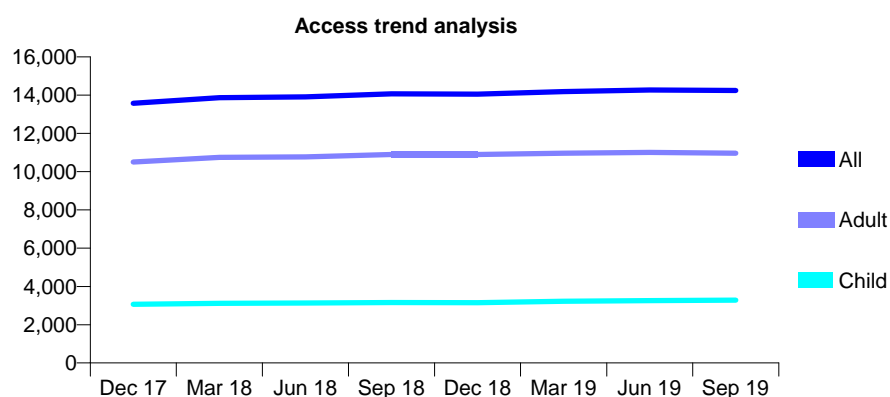
## Q49 - Vital Signs At a Glance Contract Report for 678457/0001 - September 2019

Name or company name	MR LA NIGHTINGALE
Contract type name	GDS Contract
Purpose of contract	General
Contract start date	01/04/2006
Contract end date	

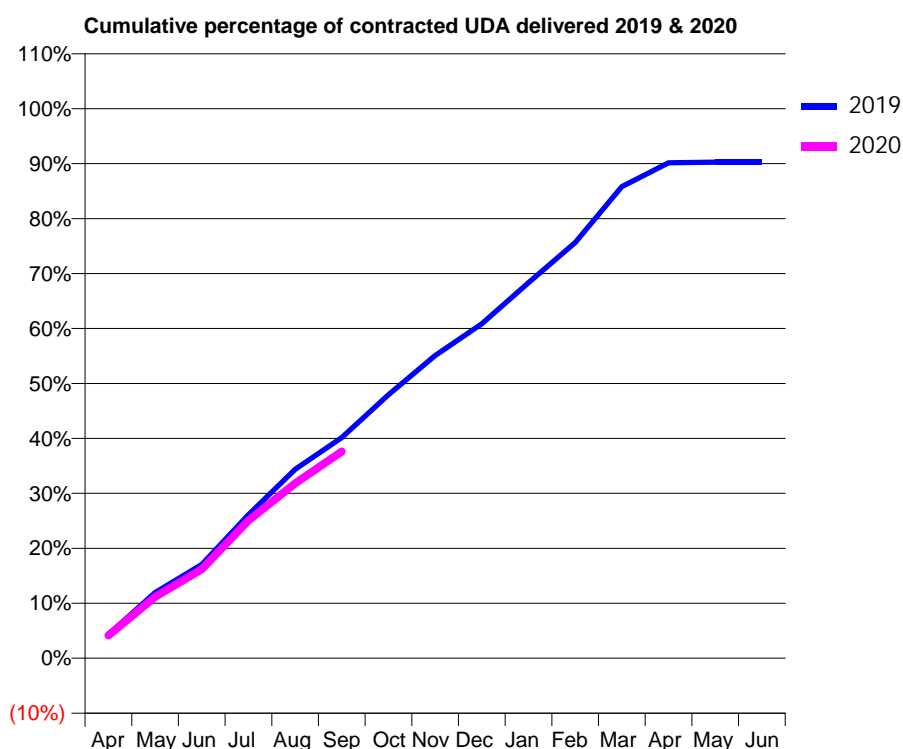
19/20 Contracted general activity (UDA)	47,798
Carry forward general activity (UDA)	0
19/20 Contracted orthodontic activity (UOA)	0
Carry forward orthodontic activity (UOA)	0
Baseline contract value	£1,152,960.30

### ACCESS\*

Patients seen in 24 months	Total	Change since previous quarter
Quarter ending September 2018	14,062	
Quarter ending December 2018	14,048	→
Quarter ending March 2019	14,187	→
Quarter ending June 2019	14,267	→
Quarter ending September 2019	14,248	→
<b>Variance since September 2018</b>	<b>1.3%</b>	<b>→</b>



### ACTIVITY



Month	2019	2020
April	2,069	1,989
May	5,716	5,337
June	8,150	7,731
July	12,488	11,974
August	16,435	15,217
September	19,188	17,980
October	22,922	
November	26,330	
December	29,086	
January	32,654	
February	36,163	
March	41,019	
April	43,082	
May	43,137	
June	43,141	

### QUALITY

	Quantity	Base Number	Contract	AT	Region	England
% of FP17s for the same patient ID Re-attending within 3 months - Children	125	2,320	5.4%	10.2%	12.1%	11.5%
% of FP17s for the same patient ID Re-attending within 3 months - Adults	975	7,575	12.9%	14.1%	15.6%	15.4%
% of FP17s for the same patient ID Re-attending between 3 & 9 months - Children	1,430	2,320	61.6%	58.0%	61.2%	59.7%
% of FP17s for the same patient ID Re-attending between 3 & 9 months - Adults	4,530	7,575	59.8%	53.2%	54.3%	51.7%
% of FP17s for Band 1 Urgent Courses	665	8,821	7.5%	8.4%	9.1%	9.2%
% of FP17s Relating to Free Repair or Replacements	108	8,821	1.2%	1.1%	0.9%	0.7%
% of FP17s Relating to Continuations	151	8,821	1.7%	1.2%	1.0%	0.8%
% of Patients satisfied with the dentistry they have received	3	3	N/A	96.2%	94.4%	93.5%
% of Patients satisfied with the time they had to wait for an appointment	3	3	N/A	91.7%	88.1%	87.4%

\* This is based on patients treated on this contract for their most recent course of treatment.

Figures in italics indicate the base number of FP17s or Patient Questionnaire responses are less than 100. N/A is shown where the base number of responses is less than 10 during the period. % is calculated as Quantity/Base number\*100

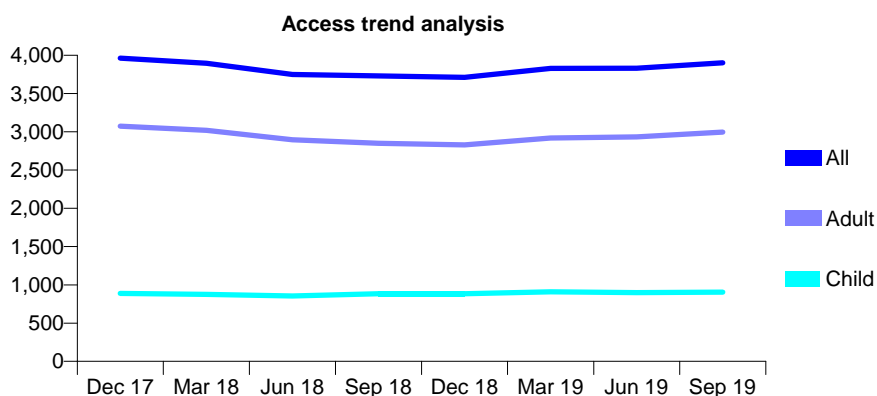
## Q49 - Vital Signs At a Glance Contract Report for 688703/0001 - September 2019

Name or company name	MR KA NIGHTINGALE
Contract type name	GDS Contract
Purpose of contract	General
Contract start date	01/04/2006
Contract end date	

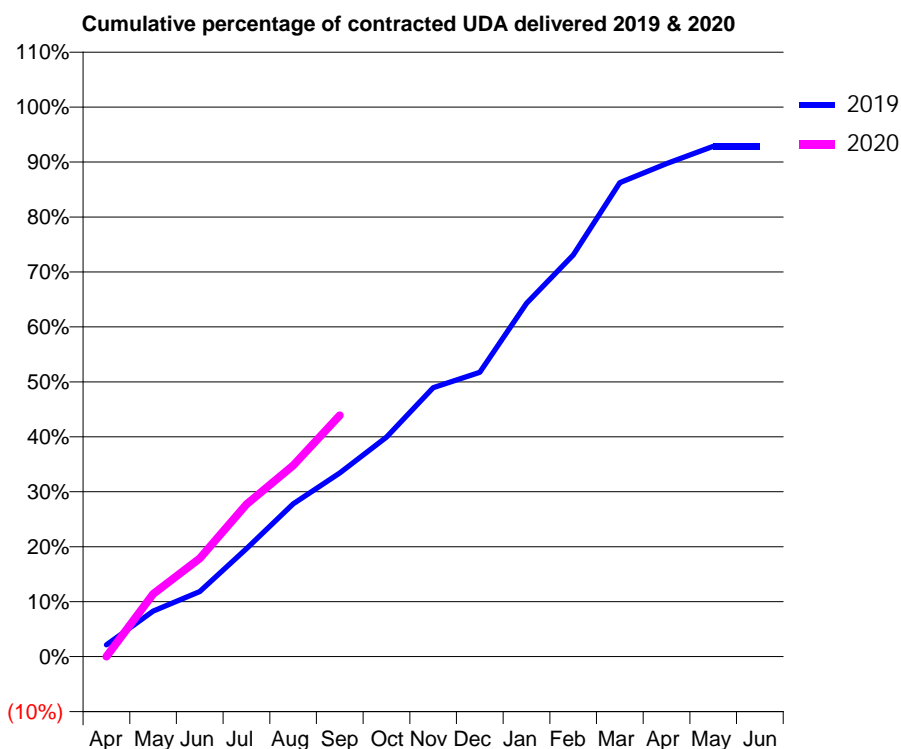
19/20 Contracted general activity (UDA)	13,450
Carry forward general activity (UDA)	0
19/20 Contracted orthodontic activity (UOA)	0
Carry forward orthodontic activity (UOA)	0
Baseline contract value	£322,172.94

### ACCESS\*

Patients seen in 24 months	Total	Change since previous quarter
Quarter ending September 2018	3,731	
Quarter ending December 2018	3,712	→
Quarter ending March 2019	3,828	↑
Quarter ending June 2019	3,830	→
Quarter ending September 2019	3,901	→
<b>Variance since September 2018</b>	<b>4.6%</b>	<b>↑</b>



### ACTIVITY



Month	Adjusted Scheduled Activity (UDA)	
	2019	2020
April	288	0
May	1,116	1,532
June	1,592	2,403
July	2,643	3,731
August	3,738	4,680
September	4,495	5,906
October	5,375	
November	6,581	
December	6,957	
January	8,647	
February	9,830	
March	11,601	
April	12,066	
May	12,490	
June	12,490	

### QUALITY

	Quantity	Base Number	Contract	AT	Region	England
% of FP17s for the same patient ID Re-attending within 3 months - Children	37	569	6.5%	10.2%	12.1%	11.5%
% of FP17s for the same patient ID Re-attending within 3 months - Adults	284	1,842	15.4%	14.1%	15.6%	15.4%
% of FP17s for the same patient ID Re-attending between 3 & 9 months - Children	253	569	44.5%	58.0%	61.2%	59.7%
% of FP17s for the same patient ID Re-attending between 3 & 9 months - Adults	605	1,842	32.8%	53.2%	54.3%	51.7%
% of FP17s for Band 1 Urgent Courses	284	2,194	12.9%	8.4%	9.1%	9.2%
% of FP17s Relating to Free Repair or Replacements	11	2,194	0.5%	1.1%	0.9%	0.7%
% of FP17s Relating to Continuations	59	2,194	2.7%	1.2%	1.0%	0.8%
% of Patients satisfied with the dentistry they have received	2	2	N/A	96.2%	94.4%	93.5%
% of Patients satisfied with the time they had to wait for an appointment	2	2	N/A	91.7%	88.1%	87.4%

\* This is based on patients treated on this contract for their most recent course of treatment. Figures in italics indicate the base number of FP17s or Patient Questionnaire responses are less than 100. N/A is shown where the base number of responses is less than 10 during the period. % is calculated as Quantity/Base number\*100

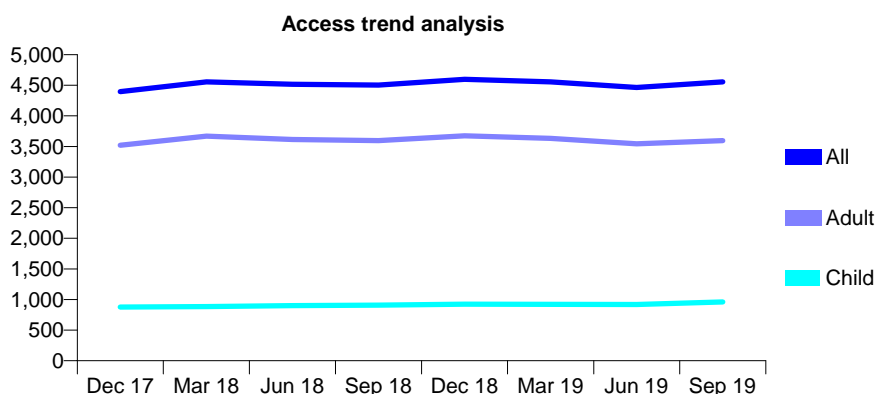
## Q49 - Vital Signs At a Glance Contract Report for 688703/0005 - September 2019

Name or company name	MR KA NIGHTINGALE
Contract type name	GDS Contract
Purpose of contract	General
Contract start date	29/11/2010
Contract end date	

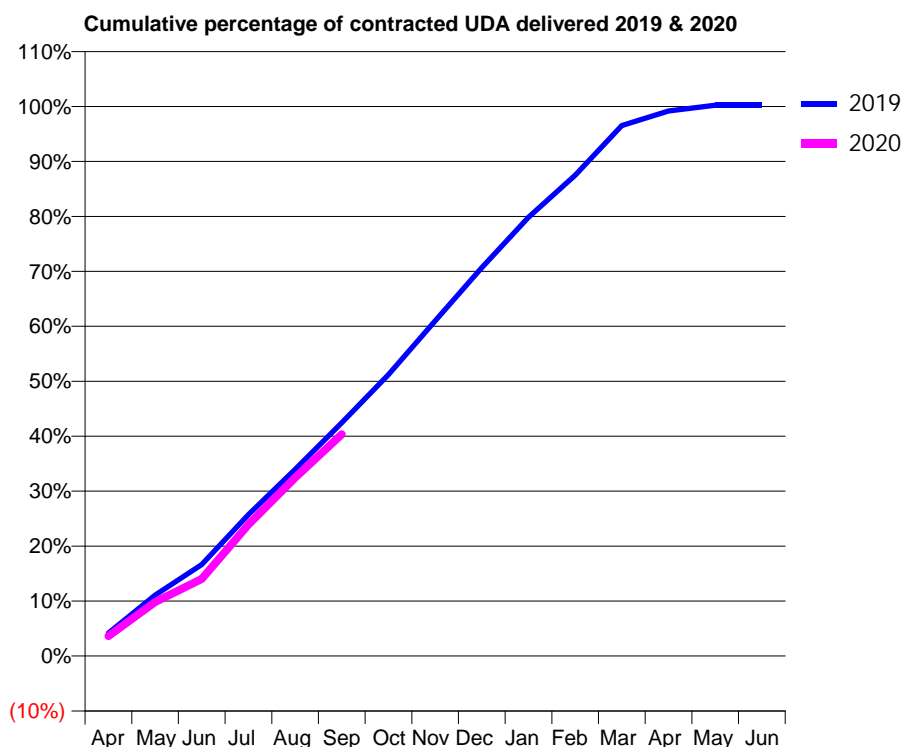
19/20 Contracted general activity (UDA)	15,000
Carry forward general activity (UDA)	-30
19/20 Contracted orthodontic activity (UOA)	0
Carry forward orthodontic activity (UOA)	0
Baseline contract value	£391,741.90

### ACCESS\*

Patients seen in 24 months	Total	Change since previous quarter
Quarter ending September 2018	4,505	
Quarter ending December 2018	4,598	↑
Quarter ending March 2019	4,556	→
Quarter ending June 2019	4,462	↓
Quarter ending September 2019	4,555	↑
<b>Variance since September 2018</b>	<b>1.1%</b>	<b>→</b>



### ACTIVITY



Month	Adjusted Scheduled Activity (UDA)	
	2019	2020
April	629	543
May	1,662	1,476
June	2,494	2,105
July	3,859	3,587
August	5,098	4,867
September	6,369	6,052
October	7,684	
November	9,148	
December	10,603	
January	11,976	
February	13,123	
March	14,478	
April	14,875	
May	15,030	
June	15,030	

### QUALITY

	Quantity	Base Number	Contract	AT	Region	England
% of FP17s for the same patient ID Re-attending within 3 months - Children	27	610	4.4%	10.2%	12.1%	11.5%
% of FP17s for the same patient ID Re-attending within 3 months - Adults	203	1,869	10.9%	14.1%	15.6%	15.4%
% of FP17s for the same patient ID Re-attending between 3 & 9 months - Children	262	610	43.0%	58.0%	61.2%	59.7%
% of FP17s for the same patient ID Re-attending between 3 & 9 months - Adults	747	1,869	40.0%	53.2%	54.3%	51.7%
% of FP17s for Band 1 Urgent Courses	211	2,313	9.1%	8.4%	9.1%	9.2%
% of FP17s Relating to Free Repair or Replacements	8	2,313	0.3%	1.1%	0.9%	0.7%
% of FP17s Relating to Continuations	28	2,313	1.2%	1.2%	1.0%	0.8%
% of Patients satisfied with the dentistry they have received	4	4	N/A	96.2%	94.4%	93.5%
% of Patients satisfied with the time they had to wait for an appointment	4	4	N/A	91.7%	88.1%	87.4%

\* This is based on patients treated on this contract for their most recent course of treatment. Figures in italics indicate the base number of FP17s or Patient Questionnaire responses are less than 100. N/A is shown where the base number of responses is less than 10 during the period. % is calculated as Quantity/Base number\*100

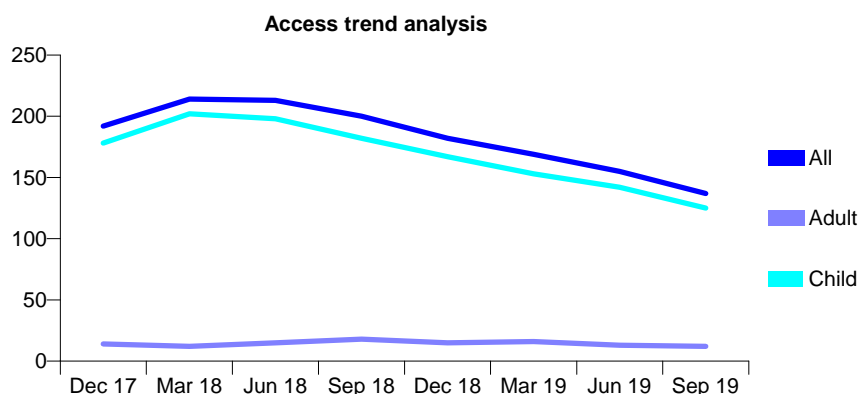
## Q49 - Vital Signs At a Glance Contract Report for 701181/0001 - September 2019

Name or company name	Bismillah Smile Studio
Contract type name	GDS Contract
Purpose of contract	General
Contract start date	01/06/2015
Contract end date	

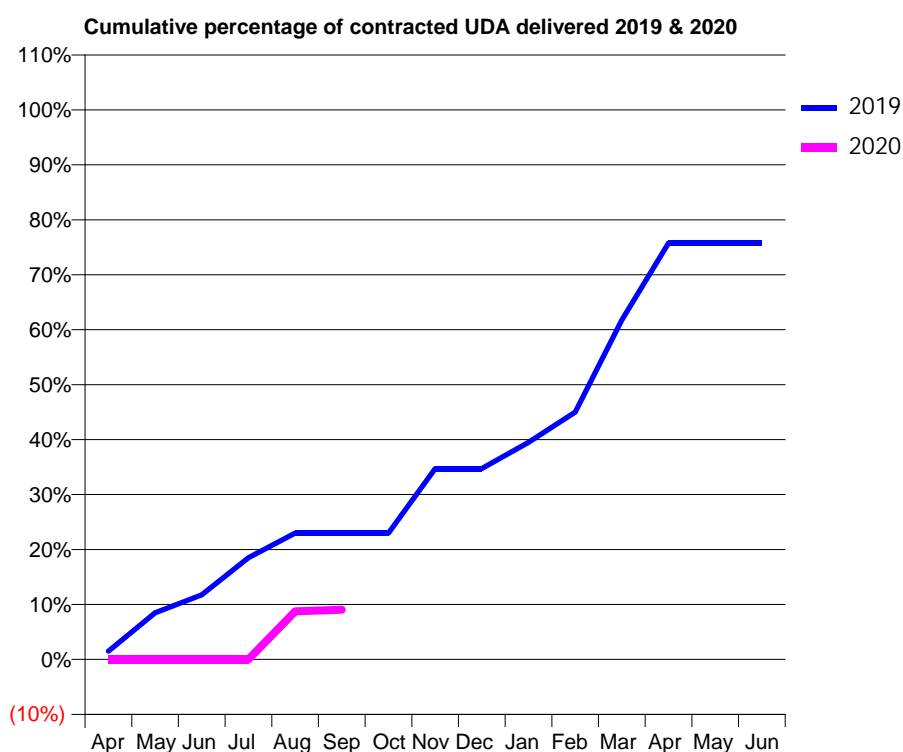
19/20 Contracted general activity (UDA)	400
Carry forward general activity (UDA)	0
19/20 Contracted orthodontic activity (UOA)	0
Carry forward orthodontic activity (UOA)	0
Baseline contract value	£9,787.49

### ACCESS\*

Patients seen in 24 months	Total	Change since previous quarter
Quarter ending September 2018	200	
Quarter ending December 2018	182	↓
Quarter ending March 2019	169	↓
Quarter ending June 2019	155	↓
Quarter ending September 2019	137	↓
<b>Variance since September 2018</b>	<b>(31.5%)</b>	<b>↓</b>



### ACTIVITY



Month	Adjusted Scheduled Activity (UDA)	
	2019	2020
April	6	0
May	34	0
June	47	0
July	74	0
August	92	35
September	92	36
October	92	
November	139	
December	139	
January	158	
February	180	
March	247	
April	303	
May	303	
June	303	

### QUALITY

	Quantity	Base Number	Contract	AT	Region	England
% of FP17s for the same patient ID Re-attending within 3 months - Children	0	37	0.0%	10.2%	12.1%	11.5%
% of FP17s for the same patient ID Re-attending within 3 months - Adults	0	0	N/A	14.1%	15.6%	15.4%
% of FP17s for the same patient ID Re-attending between 3 & 9 months - Children	18	37	48.6%	58.0%	61.2%	59.7%
% of FP17s for the same patient ID Re-attending between 3 & 9 months - Adults	0	0	N/A	53.2%	54.3%	51.7%
% of FP17s for Band 1 Urgent Courses	1	20	5.0%	8.4%	9.1%	9.2%
% of FP17s Relating to Free Repair or Replacements	0	20	0.0%	1.1%	0.9%	0.7%
% of FP17s Relating to Continuations	0	20	0.0%	1.2%	1.0%	0.8%
% of Patients satisfied with the dentistry they have received	1	1	N/A	96.2%	94.4%	93.5%
% of Patients satisfied with the time they had to wait for an appointment	1	1	N/A	91.7%	88.1%	87.4%

\* This is based on patients treated on this contract for their most recent course of treatment. Figures in italics indicate the base number of FP17s or Patient Questionnaire responses are less than 100. N/A is shown where the base number of responses is less than 10 during the period. % is calculated as Quantity/Base number\*100

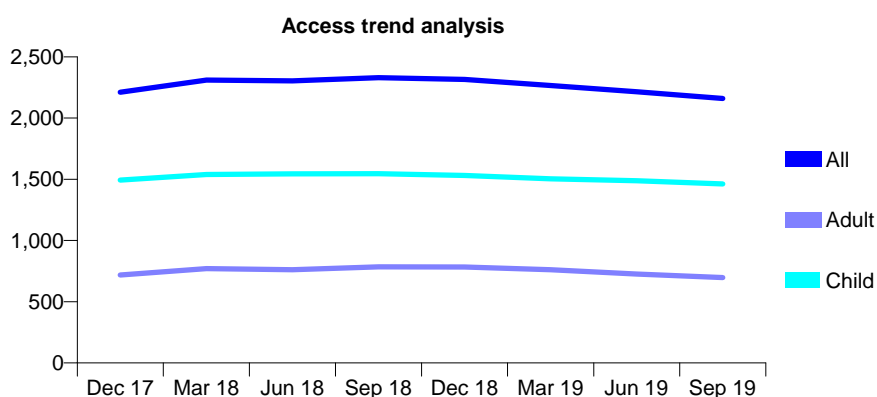
## Q49 - Vital Signs At a Glance Contract Report for 729086/0001 - September 2019

Name or company name	Fir Tree Dental Practice
Contract type name	GDS Contract
Purpose of contract	General and Orthodontic
Contract start date	01/04/2006
Contract end date	

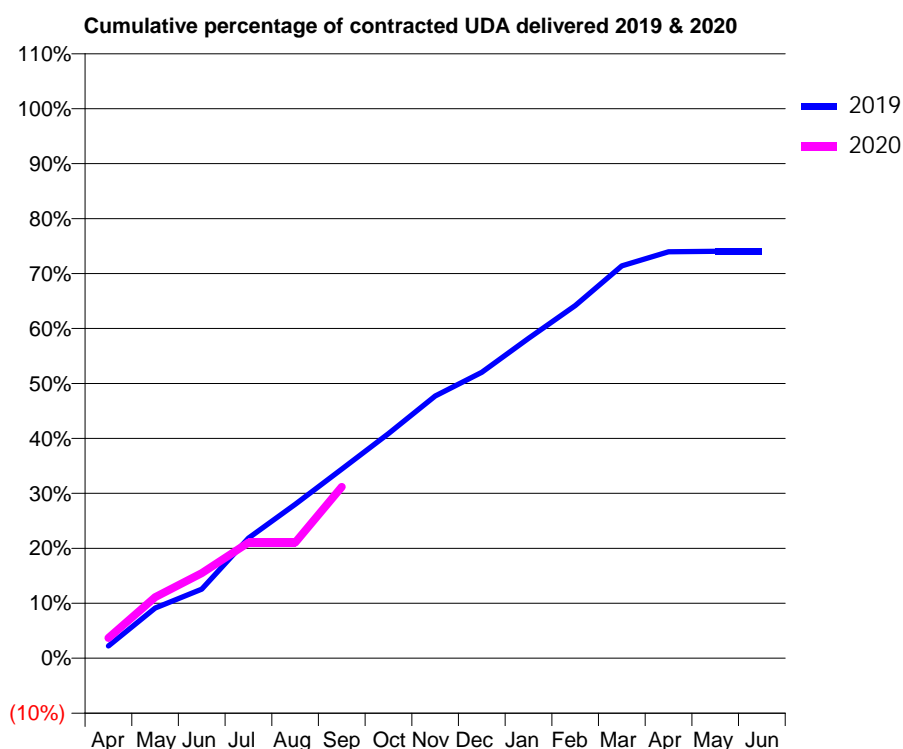
19/20 Contracted general activity (UDA)	6,118
Carry forward general activity (UDA)	0
19/20 Contracted orthodontic activity (UOA)	0
Carry forward orthodontic activity (UOA)	0
Baseline contract value	£151,494.12

### ACCESS\*

Patients seen in 24 months	Total	Change since previous quarter
Quarter ending September 2018	2,331	
Quarter ending December 2018	2,315	→
Quarter ending March 2019	2,266	↓
Quarter ending June 2019	2,215	↓
Quarter ending September 2019	2,160	↓
<b>Variance since September 2018</b>	<b>(7.3%)</b>	<b>↓</b>



### ACTIVITY



Month	2019	2020
April	136	227
May	559	679
June	769	947
July	1,336	1,289
August	1,714	1,289
September	2,105	1,906
October	2,501	
November	2,920	
December	3,184	
January	3,560	
February	3,926	
March	4,369	
April	4,525	
May	4,531	
June	4,531	

### QUALITY

	Quantity	Base Number	Contract	AT	Region	England
% of FP17s for the same patient ID Re-attending within 3 months - Children	94	1,169	8.0%	10.2%	12.1%	11.5%
% of FP17s for the same patient ID Re-attending within 3 months - Adults	56	374	15.0%	14.1%	15.6%	15.4%
% of FP17s for the same patient ID Re-attending between 3 & 9 months - Children	777	1,169	66.5%	58.0%	61.2%	59.7%
% of FP17s for the same patient ID Re-attending between 3 & 9 months - Adults	208	374	55.6%	53.2%	54.3%	51.7%
% of FP17s for Band 1 Urgent Courses	82	1,420	5.8%	8.4%	9.1%	9.2%
% of FP17s Relating to Free Repair or Replacements	0	1,420	0.0%	1.1%	0.9%	0.7%
% of FP17s Relating to Continuations	1	1,420	0.1%	1.2%	1.0%	0.8%
% of Patients satisfied with the dentistry they have received	0	0	N/A	96.2%	94.4%	93.5%
% of Patients satisfied with the time they had to wait for an appointment	0	0	N/A	91.7%	88.1%	87.4%

\* This is based on patients treated on this contract for their most recent course of treatment.

Figures in italics indicate the base number of FP17s or Patient Questionnaire responses are less than 100. N/A is shown where the base number of responses is less than 10 during the period. % is calculated as Quantity/Base number\*100



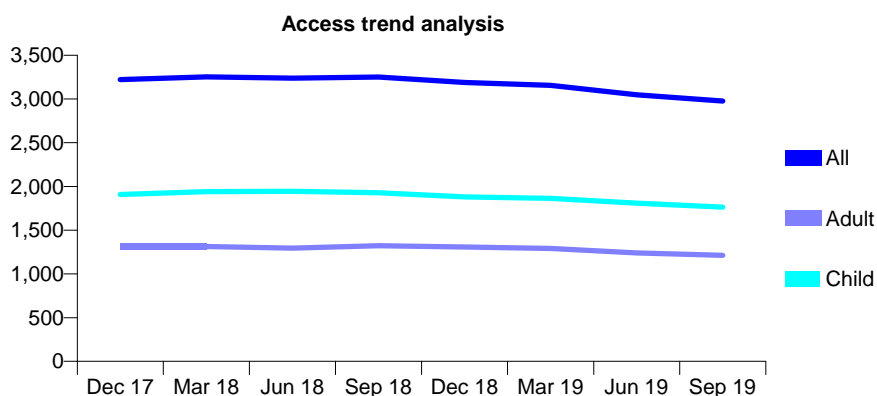
## Q49 - Vital Signs At a Glance Contract Report for 729566/0001 - September 2019

Name or company name	Mr A J Dixon
Contract type name	GDS Contract
Purpose of contract	General and Orthodontic
Contract start date	01/04/2006
Contract end date	

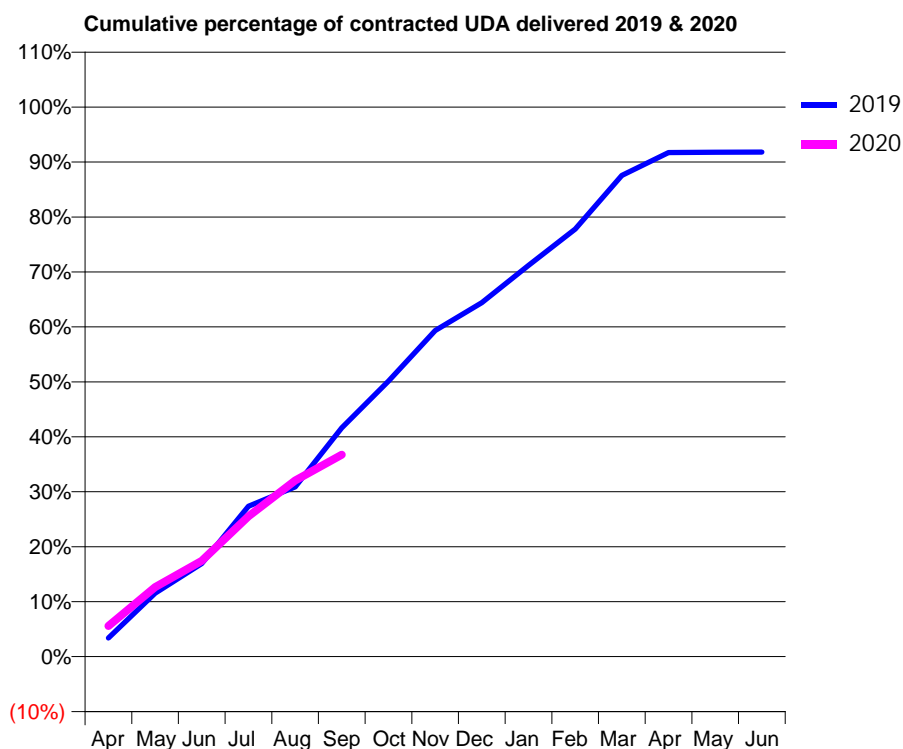
19/20 Contracted general activity (UDA)	8,408
Carry forward general activity (UDA)	0
19/20 Contracted orthodontic activity (UOA)	539
Carry forward orthodontic activity (UOA)	0
Baseline contract value	£248,303.14

### ACCESS\*

Patients seen in 24 months	Total	Change since previous quarter
Quarter ending September 2018	3,251	
Quarter ending December 2018	3,188	↓
Quarter ending March 2019	3,156	↓
Quarter ending June 2019	3,048	↓
Quarter ending September 2019	2,976	↓
<b>Variance since September 2018</b>	<b>(8.5%)</b>	<b>↓</b>



### ACTIVITY



Month	Adjusted Scheduled Activity (UDA)	
	2019	2020
April	286	471
May	973	1,064
June	1,423	1,465
July	2,300	2,146
August	2,596	2,695
September	3,500	3,088
October	4,214	
November	4,990	
December	5,415	
January	5,985	
February	6,543	
March	7,361	
April	7,711	
May	7,719	
June	7,720	

### QUALITY

	Quantity	Base Number	Contract	AT	Region	England
% of FP17s for the same patient ID Re-attending within 3 months - Children	135	1,258	10.7%	10.2%	12.1%	11.5%
% of FP17s for the same patient ID Re-attending within 3 months - Adults	97	678	14.3%	14.1%	15.6%	15.4%
% of FP17s for the same patient ID Re-attending between 3 & 9 months - Children	739	1,258	58.7%	58.0%	61.2%	59.7%
% of FP17s for the same patient ID Re-attending between 3 & 9 months - Adults	370	678	54.6%	53.2%	54.3%	51.7%
% of FP17s for Band 1 Urgent Courses	114	1,745	6.5%	8.4%	9.1%	9.2%
% of FP17s Relating to Free Repair or Replacements	1	1,745	0.1%	1.1%	0.9%	0.7%
% of FP17s Relating to Continuations	0	1,745	0.0%	1.2%	1.0%	0.8%
% of Patients satisfied with the dentistry they have received	0	0	N/A	96.2%	94.4%	93.5%
% of Patients satisfied with the time they had to wait for an appointment	0	0	N/A	91.7%	88.1%	87.4%

\* This is based on patients treated on this contract for their most recent course of treatment. Figures in italics indicate the base number of FP17s or Patient Questionnaire responses are less than 100. N/A is shown where the base number of responses is less than 10 during the period. % is calculated as Quantity/Base number\*100

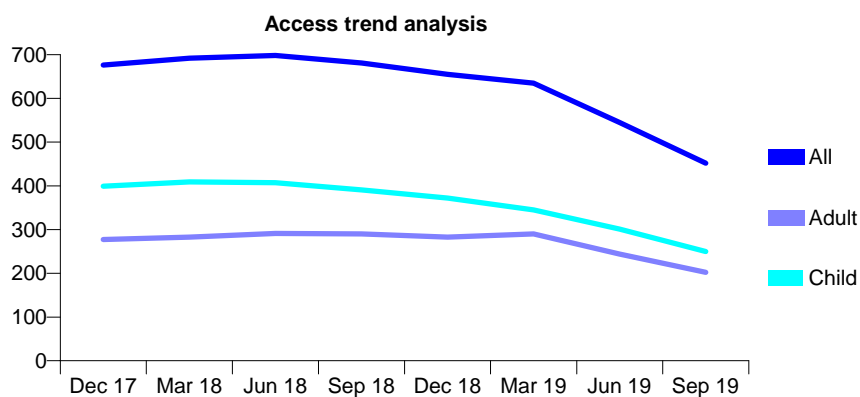
## Q49 - Vital Signs At a Glance Contract Report for 730661/0001 - September 2019

Name or company name	Elmfield Dental Practice
Contract type name	GDS Contract
Purpose of contract	General
Contract start date	01/04/2006
Contract end date	

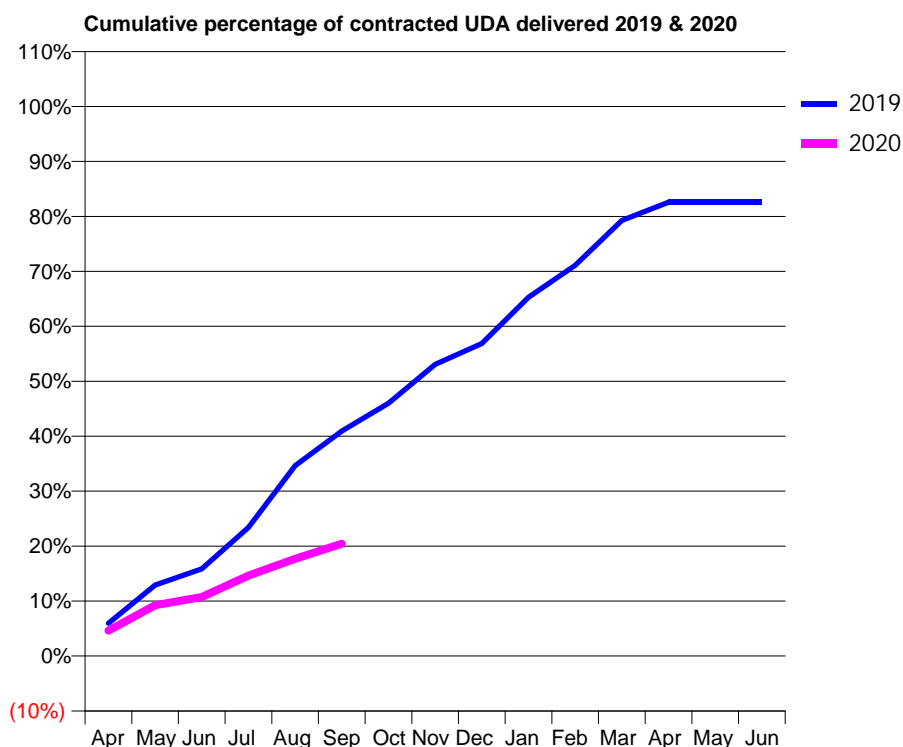
19/20 Contracted general activity (UDA)	1,280
Carry forward general activity (UDA)	0
19/20 Contracted orthodontic activity (UOA)	0
Carry forward orthodontic activity (UOA)	0
Baseline contract value	£31,449.69

### ACCESS\*

Patients seen in 24 months	Total	Change since previous quarter
Quarter ending September 2018	681	
Quarter ending December 2018	655	↓
Quarter ending March 2019	635	↓
Quarter ending June 2019	545	↓
Quarter ending September 2019	452	↓
<b>Variance since September 2018</b>	<b>(33.6%)</b>	<b>↓</b>



### ACTIVITY



Month	Adjusted Scheduled Activity (UDA)	
	2019	2020
April	76	59
May	165	118
June	203	137
July	300	188
August	443	227
September	524	262
October	589	
November	680	
December	728	
January	836	
February	910	
March	1,015	
April	1,057	
May	1,057	
June	1,057	

### QUALITY

	Quantity	Base Number	Contract	AT	Region	England
% of FP17s for the same patient ID Re-attending within 3 months - Children	7	177	4.0%	10.2%	12.1%	11.5%
% of FP17s for the same patient ID Re-attending within 3 months - Adults	6	72	8.3%	14.1%	15.6%	15.4%
% of FP17s for the same patient ID Re-attending between 3 & 9 months - Children	120	177	67.8%	58.0%	61.2%	59.7%
% of FP17s for the same patient ID Re-attending between 3 & 9 months - Adults	35	72	48.6%	53.2%	54.3%	51.7%
% of FP17s for Band 1 Urgent Courses	9	210	4.3%	8.4%	9.1%	9.2%
% of FP17s Relating to Free Repair or Replacements	0	210	0.0%	1.1%	0.9%	0.7%
% of FP17s Relating to Continuations	0	210	0.0%	1.2%	1.0%	0.8%
% of Patients satisfied with the dentistry they have received	0	0	N/A	96.2%	94.4%	93.5%
% of Patients satisfied with the time they had to wait for an appointment	0	0	N/A	91.7%	88.1%	87.4%

\* This is based on patients treated on this contract for their most recent course of treatment. Figures in italics indicate the base number of FP17s or Patient Questionnaire responses are less than 100. N/A is shown where the base number of responses is less than 10 during the period. % is calculated as Quantity/Base number\*100

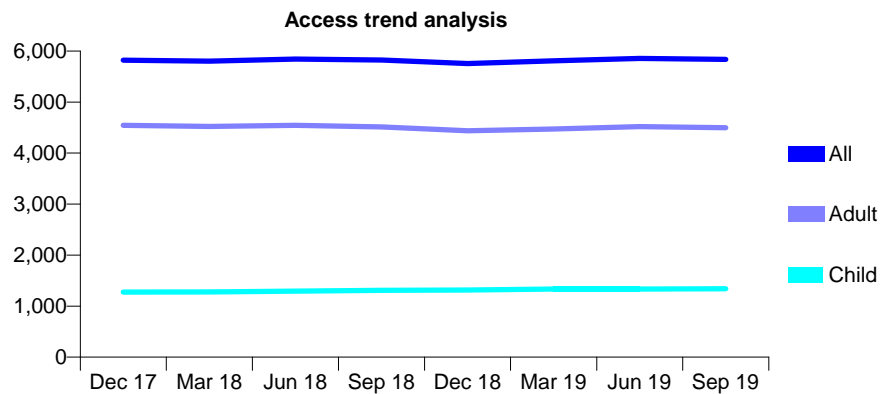
## Q49 - Vital Signs At a Glance Contract Report for 730696/0001 - September 2019

Name or company name	Pearsons Dental Practice Partnership
Contract type name	GDS Contract
Purpose of contract	General and Orthodontic
Contract start date	01/04/2006
Contract end date	

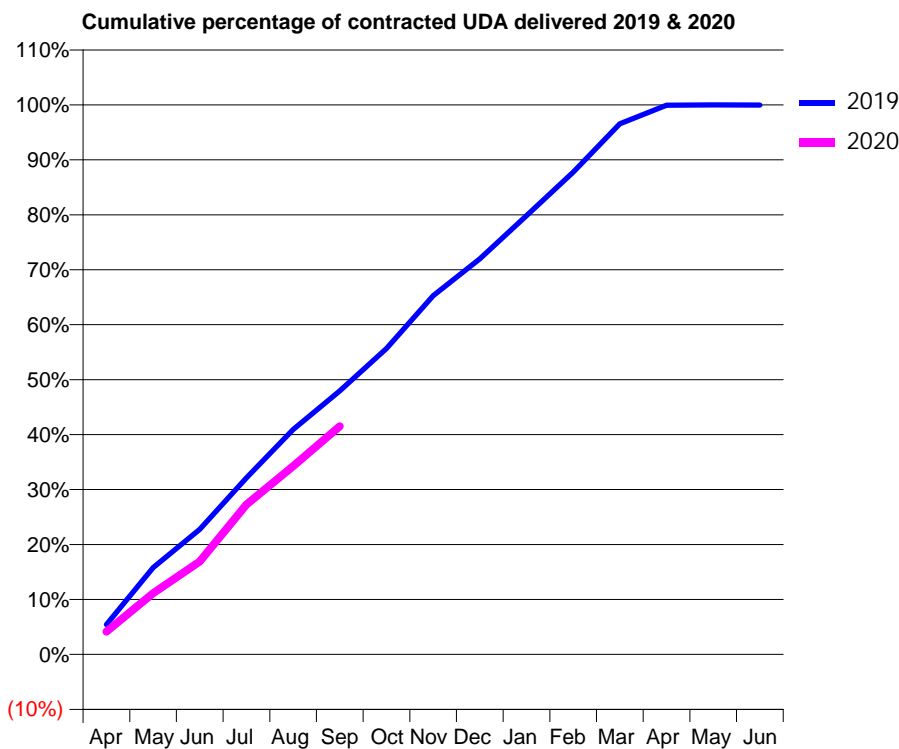
19/20 Contracted general activity (UDA)	19,103
Carry forward general activity (UDA)	5
19/20 Contracted orthodontic activity (UOA)	0
Carry forward orthodontic activity (UOA)	0
Baseline contract value	£480,311.20

### ACCESS\*

Patients seen in 24 months	Total	Change since previous quarter
Quarter ending September 2018	5,824	
Quarter ending December 2018	5,756	↓
Quarter ending March 2019	5,807	→
Quarter ending June 2019	5,855	→
Quarter ending September 2019	5,836	→
<b>Variance since September 2018</b>	<b>0.2%</b>	<b>→</b>



### ACTIVITY



Month	2019	2020
April	1,062	797
May	3,098	2,131
June	4,467	3,228
July	6,300	5,207
August	8,023	6,550
September	9,404	7,928
October	10,916	
November	12,795	
December	14,107	
January	15,655	
February	17,203	
March	18,924	
April	19,587	
May	19,602	
June	19,597	

### QUALITY

	Quantity	Base Number	Contract	AT	Region	England
% of FP17s for the same patient ID Re-attending within 3 months - Children	56	1,135	4.9%	10.2%	12.1%	11.5%
% of FP17s for the same patient ID Re-attending within 3 months - Adults	441	3,865	11.4%	14.1%	15.6%	15.4%
% of FP17s for the same patient ID Re-attending between 3 & 9 months - Children	869	1,135	76.6%	58.0%	61.2%	59.7%
% of FP17s for the same patient ID Re-attending between 3 & 9 months - Adults	2,915	3,865	75.4%	53.2%	54.3%	51.7%
% of FP17s for Band 1 Urgent Courses	146	4,645	3.1%	8.4%	9.1%	9.2%
% of FP17s Relating to Free Repair or Replacements	114	4,645	2.5%	1.1%	0.9%	0.7%
% of FP17s Relating to Continuations	66	4,645	1.4%	1.2%	1.0%	0.8%
% of Patients satisfied with the dentistry they have received	4	4	N/A	96.2%	94.4%	93.5%
% of Patients satisfied with the time they had to wait for an appointment	4	4	N/A	91.7%	88.1%	87.4%

\* This is based on patients treated on this contract for their most recent course of treatment. Figures in italics indicate the base number of FP17s or Patient Questionnaire responses are less than 100. N/A is shown where the base number of responses is less than 10 during the period. % is calculated as Quantity/Base number\*100

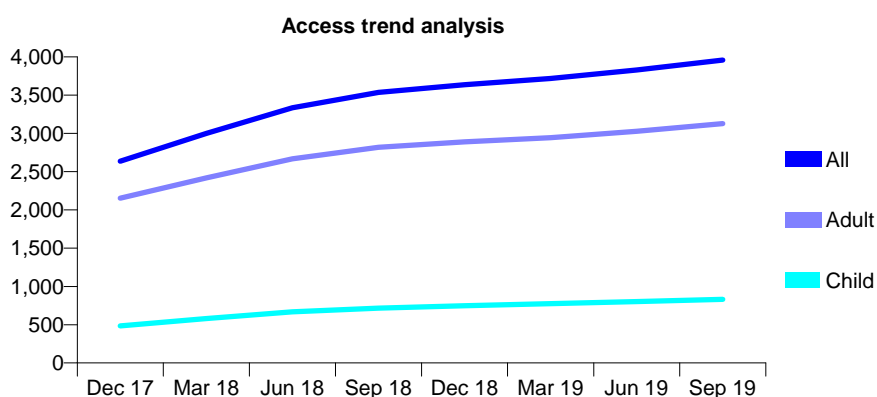
## Q49 - Vital Signs At a Glance Contract Report for 736473/0001 - September 2019

Name or company name	Westmount Dental Surgery Jarrow
Contract type name	GDS Contract
Purpose of contract	General and Orthodontic
Contract start date	01/04/2006
Contract end date	

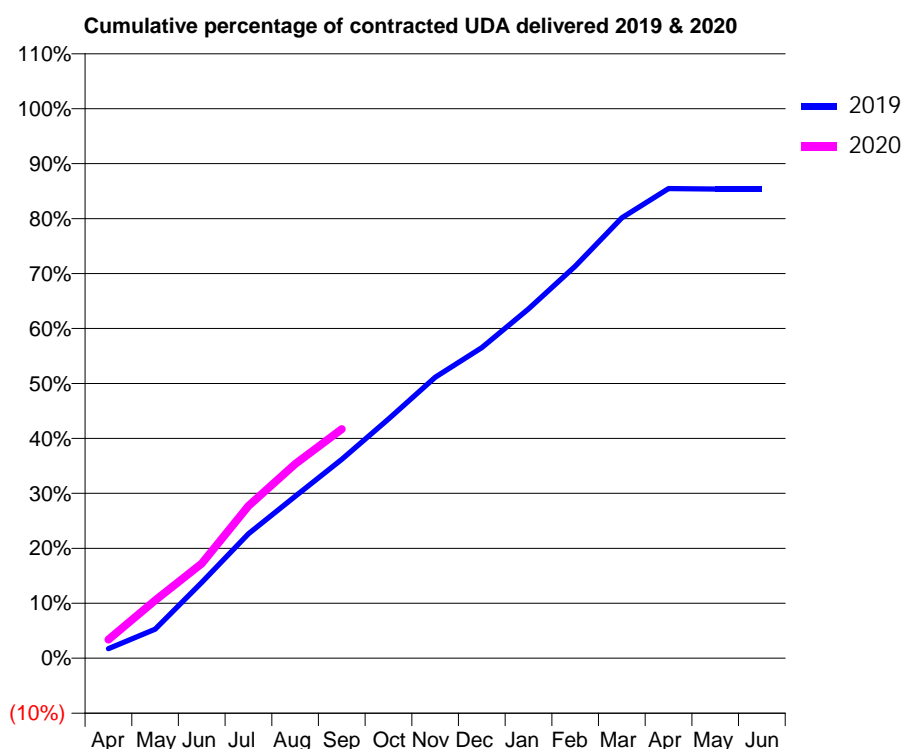
19/20 Contracted general activity (UDA)	18,335
Carry forward general activity (UDA)	0
19/20 Contracted orthodontic activity (UOA)	0
Carry forward orthodontic activity (UOA)	0
Baseline contract value	£507,304.72

### ACCESS\*

Patients seen in 24 months	Total	Change since previous quarter
Quarter ending September 2018	3,536	
Quarter ending December 2018	3,636	↑
Quarter ending March 2019	3,718	↑
Quarter ending June 2019	3,828	↑
Quarter ending September 2019	3,959	↑
<b>Variance since September 2018</b>	<b>12.0%</b>	<b>↑</b>



### ACTIVITY



Month	Adjusted Scheduled Activity (UDA)	
	2019	2020
April	319	621
May	970	1,934
June	2,528	3,161
July	4,156	5,080
August	5,404	6,480
September	6,637	7,640
October	7,982	
November	9,373	
December	10,359	
January	11,656	
February	13,079	
March	14,692	
April	15,668	
May	15,652	
June	15,653	

### QUALITY

	Quantity	Base Number	Contract	AT	Region	England
% of FP17s for the same patient ID Re-attending within 3 months - Children	62	658	9.4%	10.2%	12.1%	11.5%
% of FP17s for the same patient ID Re-attending within 3 months - Adults	334	2,303	14.5%	14.1%	15.6%	15.4%
% of FP17s for the same patient ID Re-attending between 3 & 9 months - Children	385	658	58.5%	58.0%	61.2%	59.7%
% of FP17s for the same patient ID Re-attending between 3 & 9 months - Adults	1,218	2,303	52.9%	53.2%	54.3%	51.7%
% of FP17s for Band 1 Urgent Courses	319	2,662	12.0%	8.4%	9.1%	9.2%
% of FP17s Relating to Free Repair or Replacements	49	2,662	1.8%	1.1%	0.9%	0.7%
% of FP17s Relating to Continuations	45	2,662	1.7%	1.2%	1.0%	0.8%
% of Patients satisfied with the dentistry they have received	0	0	N/A	96.2%	94.4%	93.5%
% of Patients satisfied with the time they had to wait for an appointment	0	0	N/A	91.7%	88.1%	87.4%

\* This is based on patients treated on this contract for their most recent course of treatment.

Figures in italics indicate the base number of FP17s or Patient Questionnaire responses are less than 100. N/A is shown where the base number of responses is less than 10 during the period. % is calculated as Quantity/Base number\*100

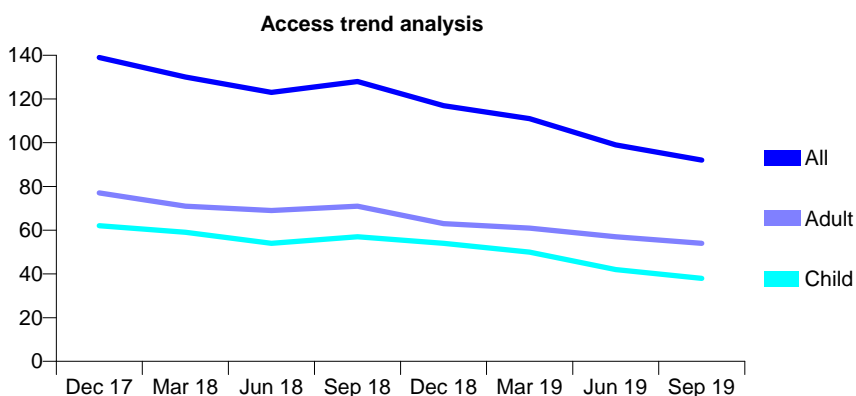
## Q49 - Vital Signs At a Glance Contract Report for 737798/0001 - September 2019

Name or company name	Elmfield Dental Practice
Contract type name	GDS Contract
Purpose of contract	General
Contract start date	01/04/2006
Contract end date	

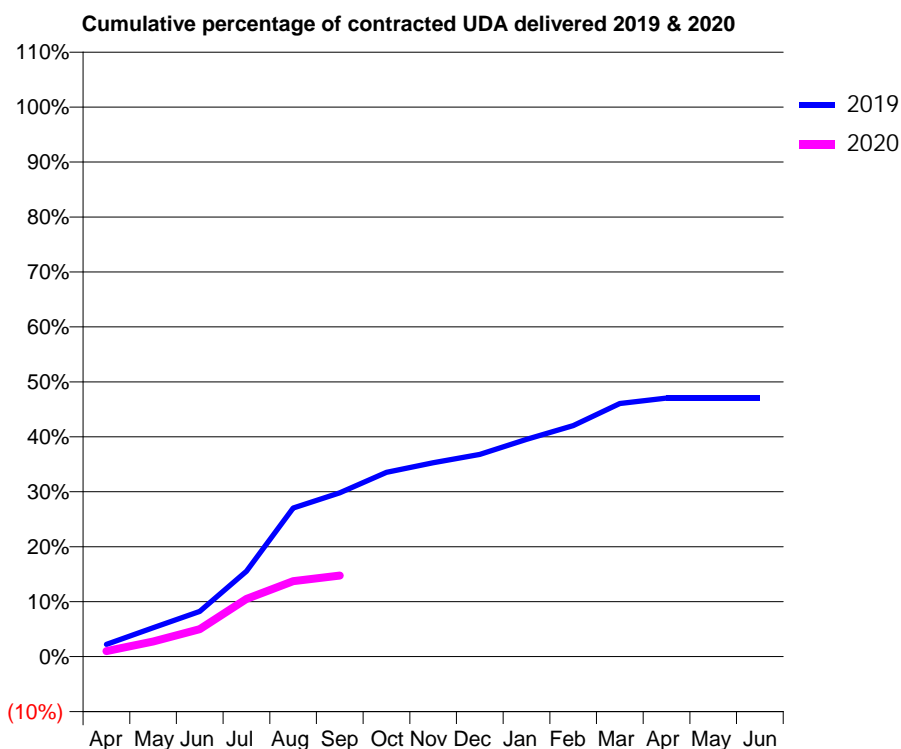
19/20 Contracted general activity (UDA)	400
Carry forward general activity (UDA)	0
19/20 Contracted orthodontic activity (UOA)	0
Carry forward orthodontic activity (UOA)	0
Baseline contract value	£10,243.88

### ACCESS\*

Patients seen in 24 months	Total	Change since previous quarter
Quarter ending September 2018	128	
Quarter ending December 2018	117	↓
Quarter ending March 2019	111	↓
Quarter ending June 2019	99	↓
Quarter ending September 2019	92	↓
<b>Variance since September 2018</b>	<b>(28.1%)</b>	<b>↓</b>



### ACTIVITY



Month	Adjusted Scheduled Activity (UDA)	
	2019	2020
April	9	4
May	21	11
June	33	20
July	62	42
August	108	55
September	119	59
October	134	
November	141	
December	147	
January	158	
February	168	
March	184	
April	188	
May	188	
June	188	

### QUALITY

	Quantity	Base Number	Contract	AT	Region	England
% of FP17s for the same patient ID Re-attending within 3 months - Children	0	24	0.0%	10.2%	12.1%	11.5%
% of FP17s for the same patient ID Re-attending within 3 months - Adults	0	25	0.0%	14.1%	15.6%	15.4%
% of FP17s for the same patient ID Re-attending between 3 & 9 months - Children	12	24	50.0%	58.0%	61.2%	59.7%
% of FP17s for the same patient ID Re-attending between 3 & 9 months - Adults	14	25	56.0%	53.2%	54.3%	51.7%
% of FP17s for Band 1 Urgent Courses	0	45	0.0%	8.4%	9.1%	9.2%
% of FP17s Relating to Free Repair or Replacements	0	45	0.0%	1.1%	0.9%	0.7%
% of FP17s Relating to Continuations	0	45	0.0%	1.2%	1.0%	0.8%
% of Patients satisfied with the dentistry they have received	0	0	N/A	96.2%	94.4%	93.5%
% of Patients satisfied with the time they had to wait for an appointment	0	0	N/A	91.7%	88.1%	87.4%

\* This is based on patients treated on this contract for their most recent course of treatment. Figures in italics indicate the base number of FP17s or Patient Questionnaire responses are less than 100. N/A is shown where the base number of responses is less than 10 during the period. % is calculated as Quantity/Base number\*100

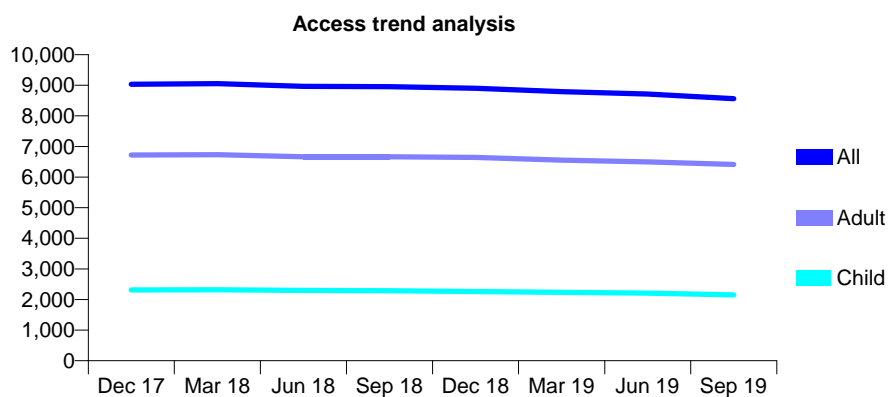
## Q49 - Vital Signs At a Glance Contract Report for 737917/0001 - September 2019

Name or company name	MR DS SOMAL
Contract type name	GDS Contract
Purpose of contract	General
Contract start date	01/04/2006
Contract end date	

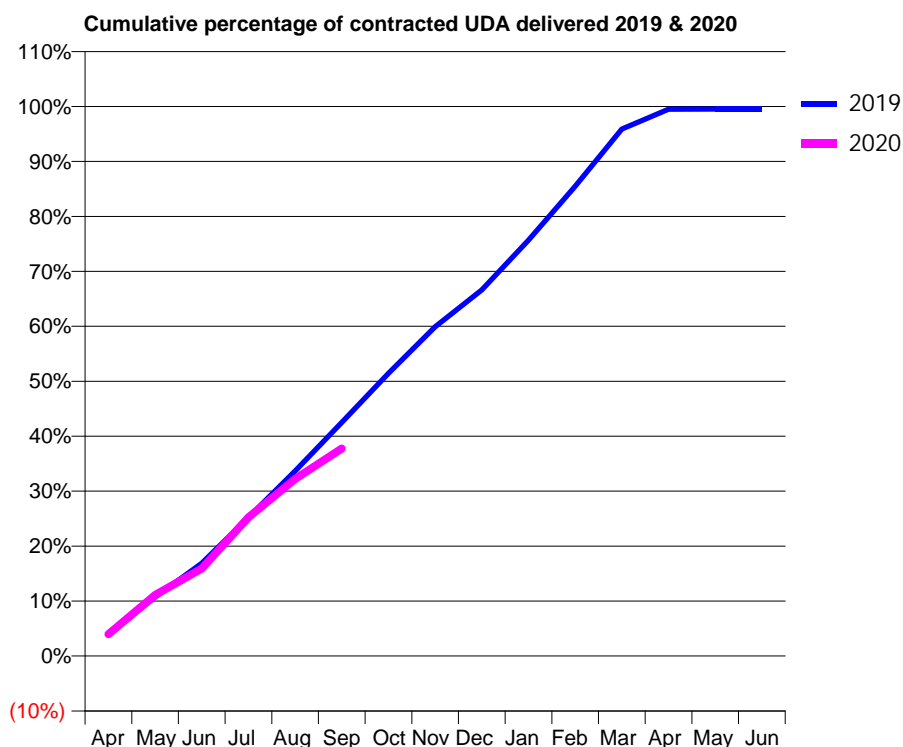
19/20 Contracted general activity (UDA)	19,383
Carry forward general activity (UDA)	92
19/20 Contracted orthodontic activity (UOA)	0
Carry forward orthodontic activity (UOA)	0
Baseline contract value	£605,031.34

### ACCESS\*

Patients seen in 24 months	Total	Change since previous quarter
Quarter ending September 2018	8,952	
Quarter ending December 2018	8,905	→
Quarter ending March 2019	8,793	↓
Quarter ending June 2019	8,711	→
Quarter ending September 2019	8,563	↓
<b>Variance since September 2018</b>	<b>(4.3%)</b>	<b>↓</b>



### ACTIVITY



Month	Adjusted Scheduled Activity (UDA)	
	2019	2020
April	763	772
May	2,082	2,157
June	3,273	3,084
July	4,887	4,892
August	6,526	6,251
September	8,237	7,321
October	9,967	
November	11,615	
December	12,915	
January	14,667	
February	16,567	
March	18,589	
April	19,287	
May	19,291	
June	19,291	

### QUALITY

	Quantity	Base Number	Contract	AT	Region	England
% of FP17s for the same patient ID Re-attending within 3 months - Children	124	1,559	8.0%	10.2%	12.1%	11.5%
% of FP17s for the same patient ID Re-attending within 3 months - Adults	598	3,849	15.5%	14.1%	15.6%	15.4%
% of FP17s for the same patient ID Re-attending between 3 & 9 months - Children	988	1,559	63.4%	58.0%	61.2%	59.7%
% of FP17s for the same patient ID Re-attending between 3 & 9 months - Adults	1,801	3,849	46.8%	53.2%	54.3%	51.7%
% of FP17s for Band 1 Urgent Courses	598	4,564	13.1%	8.4%	9.1%	9.2%
% of FP17s Relating to Free Repair or Replacements	41	4,564	0.9%	1.1%	0.9%	0.7%
% of FP17s Relating to Continuations	13	4,564	0.3%	1.2%	1.0%	0.8%
% of Patients satisfied with the dentistry they have received	6	7	N/A	96.2%	94.4%	93.5%
% of Patients satisfied with the time they had to wait for an appointment	7	7	N/A	91.7%	88.1%	87.4%

\* This is based on patients treated on this contract for their most recent course of treatment. Figures in italics indicate the base number of FP17s or Patient Questionnaire responses are less than 100. N/A is shown where the base number of responses is less than 10 during the period. % is calculated as Quantity/Base number\*100

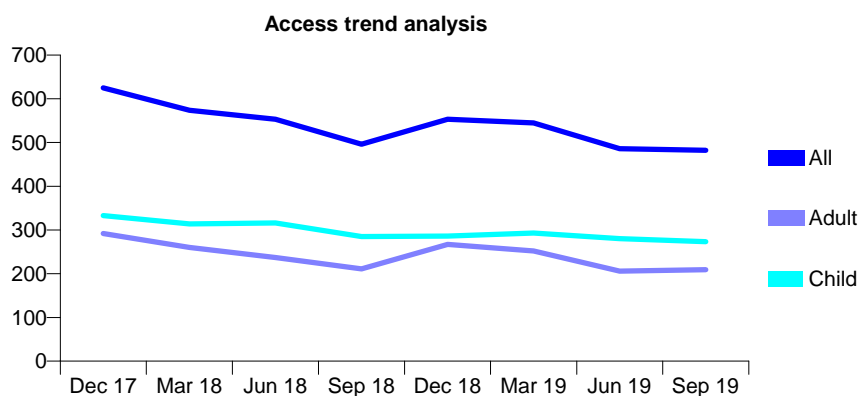
## Q49 - Vital Signs At a Glance Contract Report for 740950/0001 - September 2019

Name or company name	MR PN JACKSON
Contract type name	GDS Contract
Purpose of contract	General
Contract start date	01/04/2006
Contract end date	

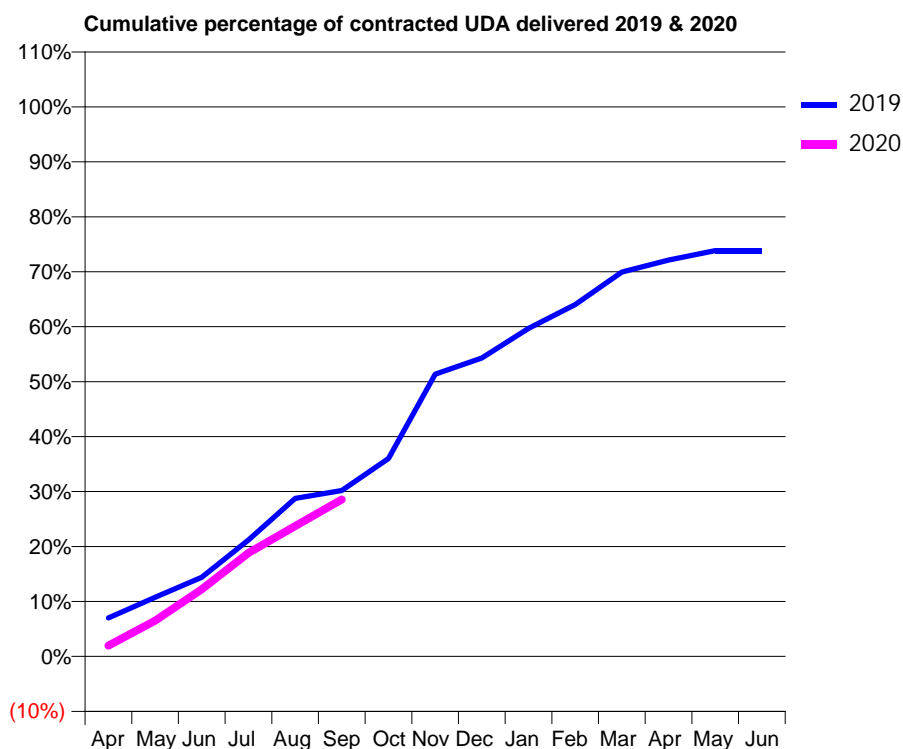
19/20 Contracted general activity (UDA)	1,932
Carry forward general activity (UDA)	0
19/20 Contracted orthodontic activity (UOA)	0
Carry forward orthodontic activity (UOA)	0
Baseline contract value	£49,597.41

### ACCESS\*

Patients seen in 24 months	Total	Change since previous quarter
Quarter ending September 2018	496	
Quarter ending December 2018	553	↑
Quarter ending March 2019	545	↓
Quarter ending June 2019	486	↓
Quarter ending September 2019	482	→
<b>Variance since September 2018</b>	<b>(2.8%)</b>	<b>↓</b>



### ACTIVITY



Month	Adjusted Scheduled Activity (UDA)	
	2019	2020
April	135	38
May	208	126
June	278	236
July	409	364
August	556	458
September	583	552
October	696	
November	992	
December	1,049	
January	1,153	
February	1,237	
March	1,351	
April	1,393	
May	1,426	
June	1,426	

### QUALITY

	Quantity	Base Number	Contract	AT	Region	England
% of FP17s for the same patient ID Re-attending within 3 months - Children	3	200	1.5%	10.2%	12.1%	11.5%
% of FP17s for the same patient ID Re-attending within 3 months - Adults	8	117	6.8%	14.1%	15.6%	15.4%
% of FP17s for the same patient ID Re-attending between 3 & 9 months - Children	106	200	53.0%	58.0%	61.2%	59.7%
% of FP17s for the same patient ID Re-attending between 3 & 9 months - Adults	43	117	36.8%	53.2%	54.3%	51.7%
% of FP17s for Band 1 Urgent Courses	13	306	4.2%	8.4%	9.1%	9.2%
% of FP17s Relating to Free Repair or Replacements	0	306	0.0%	1.1%	0.9%	0.7%
% of FP17s Relating to Continuations	0	306	0.0%	1.2%	1.0%	0.8%
% of Patients satisfied with the dentistry they have received	0	0	N/A	96.2%	94.4%	93.5%
% of Patients satisfied with the time they had to wait for an appointment	0	0	N/A	91.7%	88.1%	87.4%

\* This is based on patients treated on this contract for their most recent course of treatment. Figures in italics indicate the base number of FP17s or Patient Questionnaire responses are less than 100. N/A is shown where the base number of responses is less than 10 during the period. % is calculated as Quantity/Base number\*100

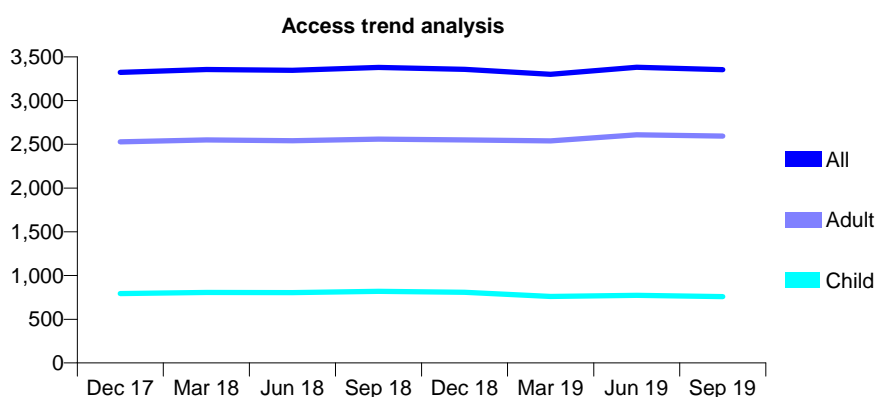
## Q49 - Vital Signs At a Glance Contract Report for 740950/0002 - September 2019

Name or company name	MR PN JACKSON
Contract type name	GDS Contract
Purpose of contract	General
Contract start date	01/04/2006
Contract end date	

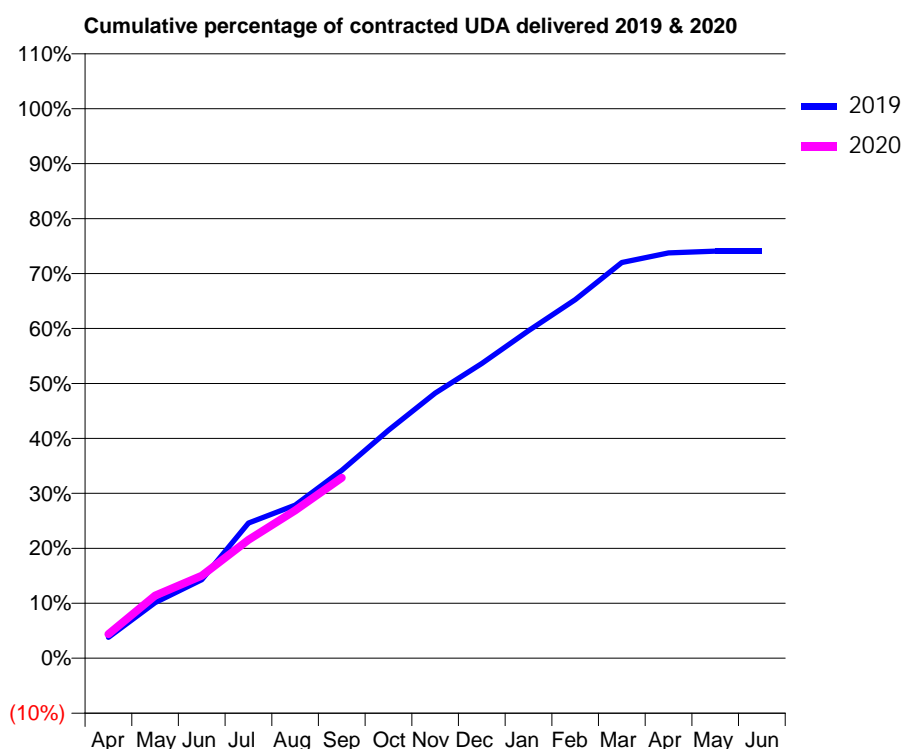
19/20 Contracted general activity (UDA)	13,302
Carry forward general activity (UDA)	0
19/20 Contracted orthodontic activity (UOA)	0
Carry forward orthodontic activity (UOA)	0
Baseline contract value	£322,574.65

### ACCESS\*

Patients seen in 24 months	Total	Change since previous quarter
Quarter ending September 2018	3,379	
Quarter ending December 2018	3,358	→
Quarter ending March 2019	3,301	↓
Quarter ending June 2019	3,381	↑
Quarter ending September 2019	3,354	→
<b>Variance since September 2018</b>	<b>(0.7%)</b>	<b>→</b>



### ACTIVITY



Month	2019	2020
April	505	584
May	1,348	1,517
June	1,898	1,998
July	3,271	2,866
August	3,707	3,580
September	4,547	4,369
October	5,520	
November	6,417	
December	7,133	
January	7,928	
February	8,678	
March	9,580	
April	9,810	
May	9,855	
June	9,855	

### QUALITY

	Quantity	Base Number	Contract	AT	Region	England
% of FP17s for the same patient ID Re-attending within 3 months - Children	24	585	4.1%	10.2%	12.1%	11.5%
% of FP17s for the same patient ID Re-attending within 3 months - Adults	183	1,845	9.9%	14.1%	15.6%	15.4%
% of FP17s for the same patient ID Re-attending between 3 & 9 months - Children	355	585	60.7%	58.0%	61.2%	59.7%
% of FP17s for the same patient ID Re-attending between 3 & 9 months - Adults	1,126	1,845	61.0%	53.2%	54.3%	51.7%
% of FP17s for Band 1 Urgent Courses	170	2,266	7.5%	8.4%	9.1%	9.2%
% of FP17s Relating to Free Repair or Replacements	27	2,266	1.2%	1.1%	0.9%	0.7%
% of FP17s Relating to Continuations	3	2,266	0.1%	1.2%	1.0%	0.8%
% of Patients satisfied with the dentistry they have received	1	1	N/A	96.2%	94.4%	93.5%
% of Patients satisfied with the time they had to wait for an appointment	1	1	N/A	91.7%	88.1%	87.4%

\* This is based on patients treated on this contract for their most recent course of treatment.

Figures in italics indicate the base number of FP17s or Patient Questionnaire responses are less than 100. N/A is shown where the base number of responses is less than 10 during the period. % is calculated as Quantity/Base number\*100



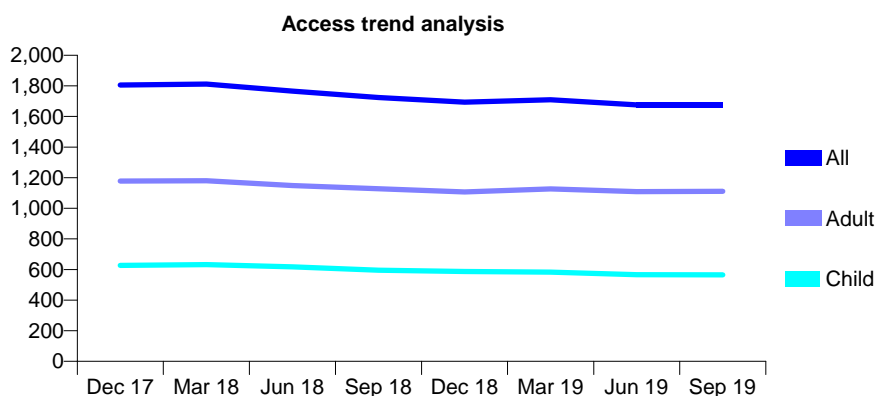
## Q49 - Vital Signs At a Glance Contract Report for 749141/0001 - September 2019

Name or company name	MRS LK CAVE
Contract type name	GDS Contract
Purpose of contract	General
Contract start date	01/04/2006
Contract end date	

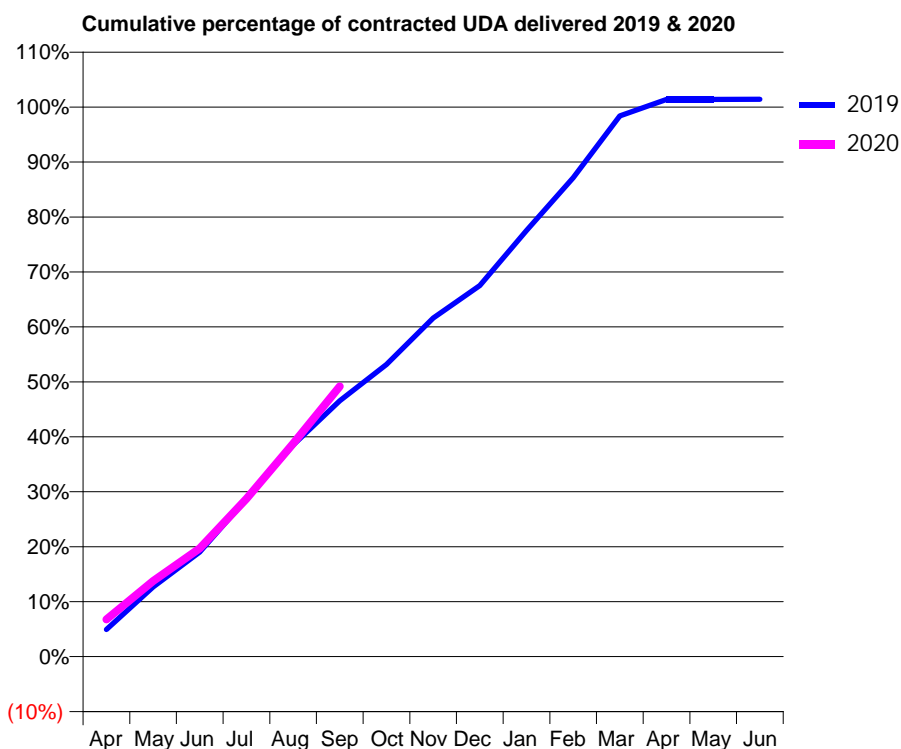
19/20 Contracted general activity (UDA)	5,333
Carry forward general activity (UDA)	-76
19/20 Contracted orthodontic activity (UOA)	0
Carry forward orthodontic activity (UOA)	0
Baseline contract value	£153,467.88

### ACCESS\*

Patients seen in 24 months	Total	Change since previous quarter
Quarter ending September 2018	1,724	
Quarter ending December 2018	1,694	↓
Quarter ending March 2019	1,709	→
Quarter ending June 2019	1,675	↓
Quarter ending September 2019	1,676	→
<b>Variance since September 2018</b>	<b>(2.8%)</b>	<b>↓</b>



### ACTIVITY



Month	Adjusted Scheduled Activity (UDA)	
	2019	2020
April	264	362
May	676	734
June	1,015	1,050
July	1,530	1,531
August	2,054	2,068
September	2,483	2,622
October	2,835	
November	3,286	
December	3,601	
January	4,136	
February	4,648	
March	5,247	
April	5,406	
May	5,406	
June	5,409	

### QUALITY

	Quantity	Base Number	Contract	AT	Region	England
% of FP17s for the same patient ID Re-attending within 3 months - Children	73	486	15.0%	10.2%	12.1%	11.5%
% of FP17s for the same patient ID Re-attending within 3 months - Adults	140	786	17.8%	14.1%	15.6%	15.4%
% of FP17s for the same patient ID Re-attending between 3 & 9 months - Children	323	486	66.5%	58.0%	61.2%	59.7%
% of FP17s for the same patient ID Re-attending between 3 & 9 months - Adults	444	786	56.5%	53.2%	54.3%	51.7%
% of FP17s for Band 1 Urgent Courses	26	1,202	2.2%	8.4%	9.1%	9.2%
% of FP17s Relating to Free Repair or Replacements	4	1,202	0.3%	1.1%	0.9%	0.7%
% of FP17s Relating to Continuations	12	1,202	1.0%	1.2%	1.0%	0.8%
% of Patients satisfied with the dentistry they have received	2	2	N/A	96.2%	94.4%	93.5%
% of Patients satisfied with the time they had to wait for an appointment	2	2	N/A	91.7%	88.1%	87.4%

\* This is based on patients treated on this contract for their most recent course of treatment. Figures in italics indicate the base number of FP17s or Patient Questionnaire responses are less than 100. N/A is shown where the base number of responses is less than 10 during the period. % is calculated as Quantity/Base number\*100

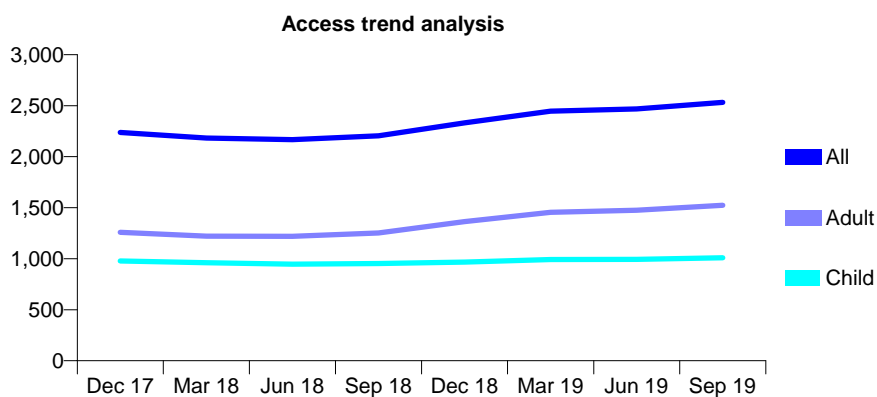
## Q49 - Vital Signs At a Glance Contract Report for 751847/0001 - September 2019

Name or company name	MR TB JUKES
Contract type name	GDS Contract
Purpose of contract	General
Contract start date	01/04/2006
Contract end date	

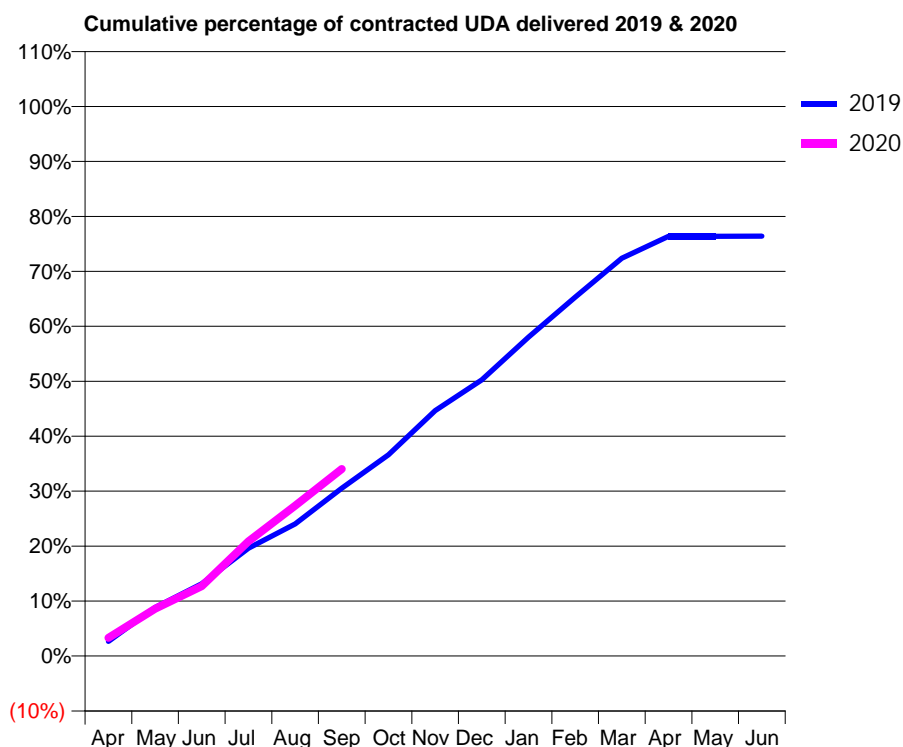
19/20 Contracted general activity (UDA)	10,962
Carry forward general activity (UDA)	0
19/20 Contracted orthodontic activity (UOA)	0
Carry forward orthodontic activity (UOA)	0
Baseline contract value	£289,812.17

### ACCESS\*

Patients seen in 24 months	Total	Change since previous quarter
Quarter ending September 2018	2,205	
Quarter ending December 2018	2,331	↑
Quarter ending March 2019	2,447	↑
Quarter ending June 2019	2,469	→
Quarter ending September 2019	2,533	↑
<b>Variance since September 2018</b>	<b>14.9%</b>	<b>↑</b>



### ACTIVITY



Month	Adjusted Scheduled Activity (UDA)	
	2019	2020
April	293	363
May	970	944
June	1,441	1,393
July	2,149	2,287
August	2,636	3,000
September	3,348	3,730
October	4,015	
November	4,896	
December	5,509	
January	6,362	
February	7,161	
March	7,934	
April	8,372	
May	8,372	
June	8,375	

### QUALITY

	Quantity	Base Number	Contract	AT	Region	England
% of FP17s for the same patient ID Re-attending within 3 months - Children	43	619	6.9%	10.2%	12.1%	11.5%
% of FP17s for the same patient ID Re-attending within 3 months - Adults	248	1,003	24.7%	14.1%	15.6%	15.4%
% of FP17s for the same patient ID Re-attending between 3 & 9 months - Children	309	619	49.9%	58.0%	61.2%	59.7%
% of FP17s for the same patient ID Re-attending between 3 & 9 months - Adults	449	1,003	44.8%	53.2%	54.3%	51.7%
% of FP17s for Band 1 Urgent Courses	89	1,489	6.0%	8.4%	9.1%	9.2%
% of FP17s Relating to Free Repair or Replacements	17	1,489	1.1%	1.1%	0.9%	0.7%
% of FP17s Relating to Continuations	0	1,489	0.0%	1.2%	1.0%	0.8%
% of Patients satisfied with the dentistry they have received	1	1	N/A	96.2%	94.4%	93.5%
% of Patients satisfied with the time they had to wait for an appointment	1	1	N/A	91.7%	88.1%	87.4%

\* This is based on patients treated on this contract for their most recent course of treatment. Figures in italics indicate the base number of FP17s or Patient Questionnaire responses are less than 100. N/A is shown where the base number of responses is less than 10 during the period. % is calculated as Quantity/Base number\*100

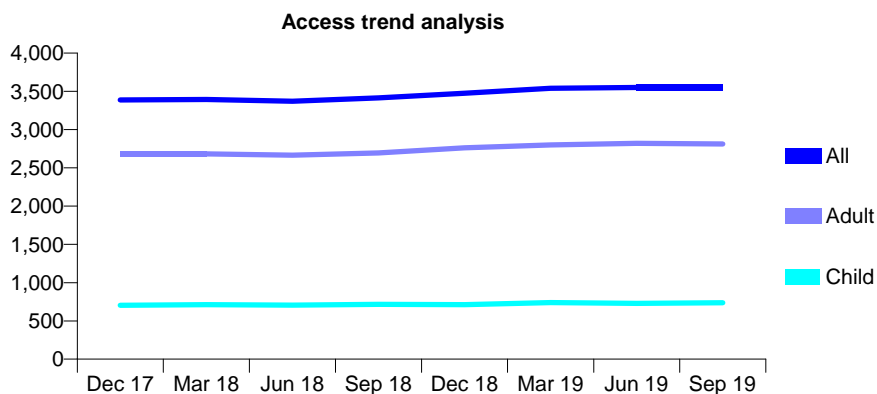
## Q49 - Vital Signs At a Glance Contract Report for 754722/0001 - September 2019

Name or company name	MR K ROBSON
Contract type name	GDS Contract
Purpose of contract	General
Contract start date	01/08/2011
Contract end date	

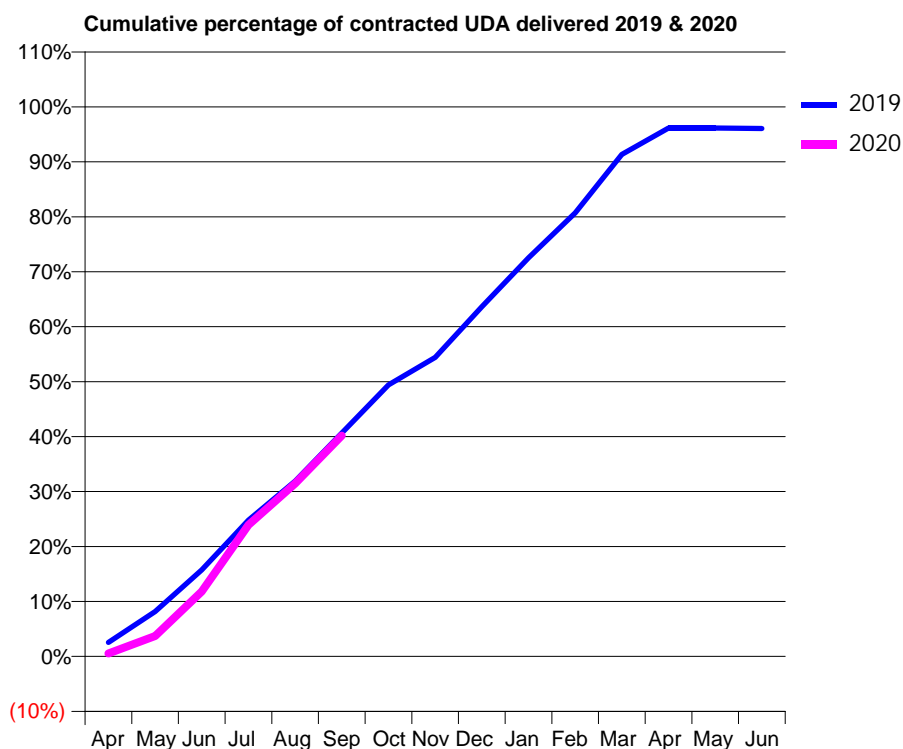
19/20 Contracted general activity (UDA)	11,463
Carry forward general activity (UDA)	472
19/20 Contracted orthodontic activity (UOA)	0
Carry forward orthodontic activity (UOA)	0
Baseline contract value	£308,046.28

### ACCESS\*

Patients seen in 24 months	Total	Change since previous quarter
Quarter ending September 2018	3,413	
Quarter ending December 2018	3,474	→
Quarter ending March 2019	3,540	→
Quarter ending June 2019	3,550	→
Quarter ending September 2019	3,551	→
<b>Variance since September 2018</b>	<b>4.0%</b>	<b>↑</b>



### ACTIVITY



Month	2019	2020
April	308	61
May	978	426
June	1,887	1,353
July	2,974	2,744
August	3,825	3,607
September	4,874	4,606
October	5,925	
November	6,525	
December	7,630	
January	8,697	
February	9,679	
March	10,953	
April	11,532	
May	11,532	
June	11,520	

### QUALITY

	Quantity	Base Number	Contract	AT	Region	England
% of FP17s for the same patient ID Re-attending within 3 months - Children	24	567	4.2%	10.2%	12.1%	11.5%
% of FP17s for the same patient ID Re-attending within 3 months - Adults	299	2,122	14.1%	14.1%	15.6%	15.4%
% of FP17s for the same patient ID Re-attending between 3 & 9 months - Children	340	567	60.0%	58.0%	61.2%	59.7%
% of FP17s for the same patient ID Re-attending between 3 & 9 months - Adults	1,310	2,122	61.7%	53.2%	54.3%	51.7%
% of FP17s for Band 1 Urgent Courses	123	2,428	5.1%	8.4%	9.1%	9.2%
% of FP17s Relating to Free Repair or Replacements	35	2,428	1.4%	1.1%	0.9%	0.7%
% of FP17s Relating to Continuations	23	2,428	0.9%	1.2%	1.0%	0.8%
% of Patients satisfied with the dentistry they have received	1	1	N/A	96.2%	94.4%	93.5%
% of Patients satisfied with the time they had to wait for an appointment	1	1	N/A	91.7%	88.1%	87.4%

\* This is based on patients treated on this contract for their most recent course of treatment. Figures in italics indicate the base number of FP17s or Patient Questionnaire responses are less than 100. N/A is shown where the base number of responses is less than 10 during the period. % is calculated as Quantity/Base number\*100

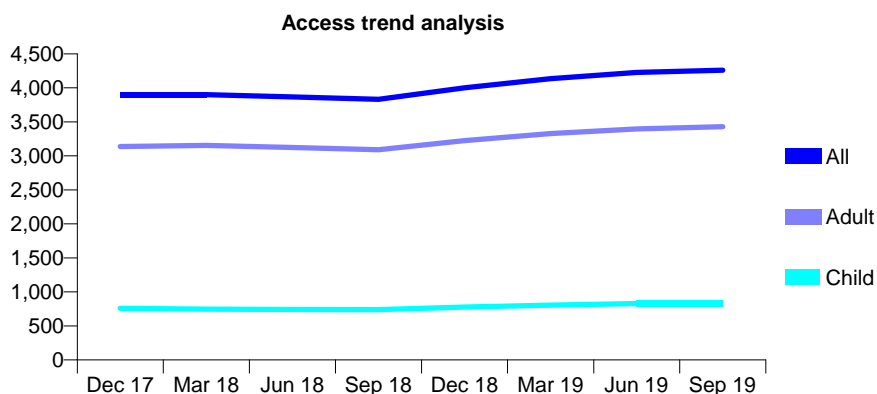
## Q49 - Vital Signs At a Glance Contract Report for 761028/0001 - September 2019

Name or company name	Mr Amit Nayyar
Contract type name	GDS Contract
Purpose of contract	General
Contract start date	01/04/2006
Contract end date	

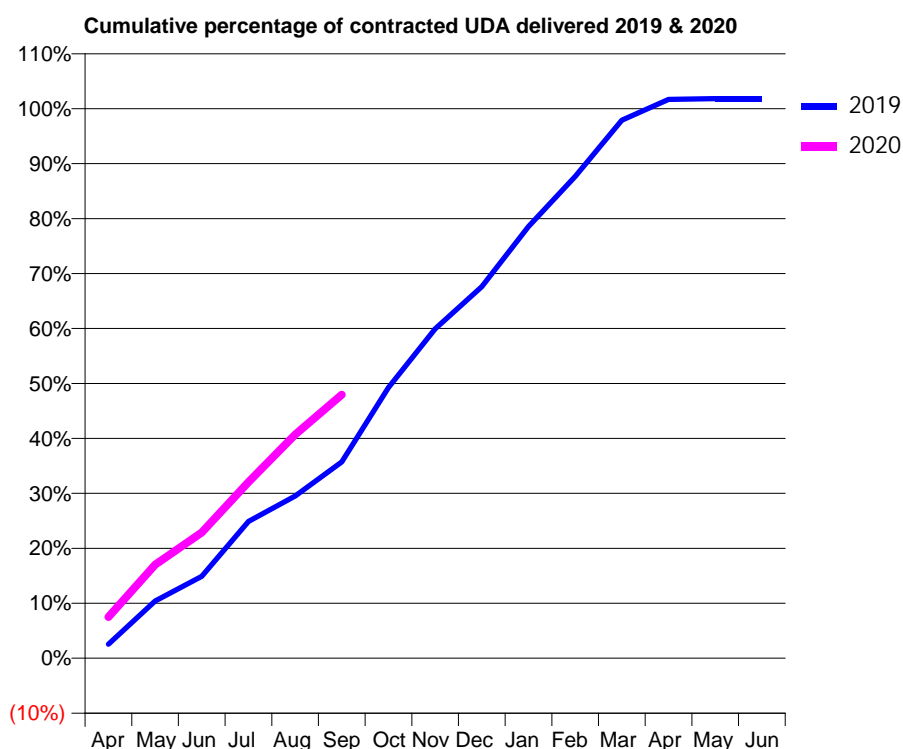
19/20 Contracted general activity (UDA)	10,751
Carry forward general activity (UDA)	-194
19/20 Contracted orthodontic activity (UOA)	0
Carry forward orthodontic activity (UOA)	0
Baseline contract value	£335,904.61

### ACCESS\*

Patients seen in 24 months	Total	Change since previous quarter
Quarter ending September 2018	3,833	
Quarter ending December 2018	4,001	↑
Quarter ending March 2019	4,134	↑
Quarter ending June 2019	4,226	↑
Quarter ending September 2019	4,260	→
<b>Variance since September 2018</b>	<b>11.1%</b>	<b>↑</b>



### ACTIVITY



Month	2019	2020
April	274	808
May	1,121	1,831
June	1,602	2,459
July	2,675	3,444
August	3,174	4,377
September	3,842	5,153
October	5,297	
November	6,446	
December	7,267	
January	8,447	
February	9,424	
March	10,524	
April	10,933	
May	10,945	
June	10,945	

### QUALITY

	Quantity	Base Number	Contract	AT	Region	England
% of FP17s for the same patient ID Re-attending within 3 months - Children	43	701	6.1%	10.2%	12.1%	11.5%
% of FP17s for the same patient ID Re-attending within 3 months - Adults	340	2,556	13.3%	14.1%	15.6%	15.4%
% of FP17s for the same patient ID Re-attending between 3 & 9 months - Children	511	701	72.9%	58.0%	61.2%	59.7%
% of FP17s for the same patient ID Re-attending between 3 & 9 months - Adults	1,458	2,556	57.0%	53.2%	54.3%	51.7%
% of FP17s for Band 1 Urgent Courses	315	3,014	10.5%	8.4%	9.1%	9.2%
% of FP17s Relating to Free Repair or Replacements	19	3,014	0.6%	1.1%	0.9%	0.7%
% of FP17s Relating to Continuations	5	3,014	0.2%	1.2%	1.0%	0.8%
% of Patients satisfied with the dentistry they have received	2	2	N/A	96.2%	94.4%	93.5%
% of Patients satisfied with the time they had to wait for an appointment	2	2	N/A	91.7%	88.1%	87.4%

\* This is based on patients treated on this contract for their most recent course of treatment.

Figures in italics indicate the base number of FP17s or Patient Questionnaire responses are less than 100. N/A is shown where the base number of responses is less than 10 during the period. % is calculated as Quantity/Base number\*100

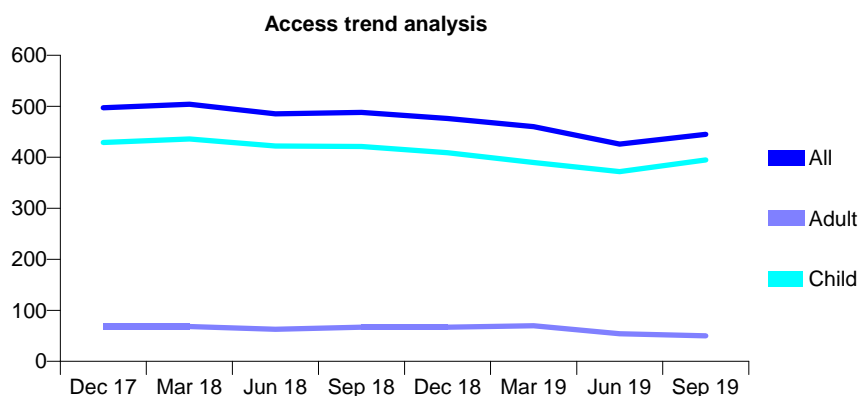
## Q49 - Vital Signs At a Glance Contract Report for 761044/0001 - September 2019

Name or company name	MR RA WINTER
Contract type name	GDS Contract
Purpose of contract	General
Contract start date	01/11/2011
Contract end date	

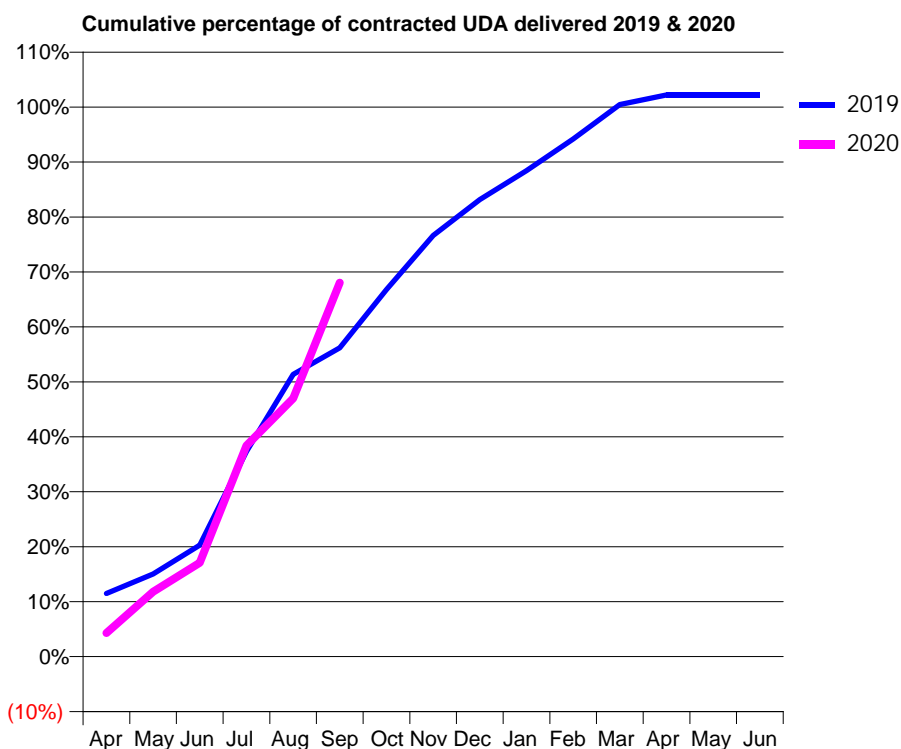
19/20 Contracted general activity (UDA)	400
Carry forward general activity (UDA)	-7
19/20 Contracted orthodontic activity (UOA)	0
Carry forward orthodontic activity (UOA)	0
Baseline contract value	£9,558.03

### ACCESS\*

Patients seen in 24 months	Total	Change since previous quarter
Quarter ending September 2018	488	
Quarter ending December 2018	476	↓
Quarter ending March 2019	460	↓
Quarter ending June 2019	426	↓
Quarter ending September 2019	445	↑
<b>Variance since September 2018</b>	<b>(8.8%)</b>	<b>↓</b>



### ACTIVITY



Month	Adjusted Scheduled Activity (UDA)	
	2019	2020
April	46	17
May	60	47
June	81	68
July	149	154
August	205	188
September	225	272
October	267	
November	307	
December	333	
January	354	
February	377	
March	402	
April	409	
May	409	
June	409	

### QUALITY

	Quantity	Base Number	Contract	AT	Region	England
% of FP17s for the same patient ID Re-attending within 3 months - Children	8	203	3.9%	10.2%	12.1%	11.5%
% of FP17s for the same patient ID Re-attending within 3 months - Adults	0	3	0.0%	14.1%	15.6%	15.4%
% of FP17s for the same patient ID Re-attending between 3 & 9 months - Children	40	203	19.7%	58.0%	61.2%	59.7%
% of FP17s for the same patient ID Re-attending between 3 & 9 months - Adults	1	3	33.3%	53.2%	54.3%	51.7%
% of FP17s for Band 1 Urgent Courses	6	197	3.0%	8.4%	9.1%	9.2%
% of FP17s Relating to Free Repair or Replacements	0	197	0.0%	1.1%	0.9%	0.7%
% of FP17s Relating to Continuations	0	197	0.0%	1.2%	1.0%	0.8%
% of Patients satisfied with the dentistry they have received	0	0	N/A	96.2%	94.4%	93.5%
% of Patients satisfied with the time they had to wait for an appointment	0	0	N/A	91.7%	88.1%	87.4%

\* This is based on patients treated on this contract for their most recent course of treatment. Figures in italics indicate the base number of FP17s or Patient Questionnaire responses are less than 100. N/A is shown where the base number of responses is less than 10 during the period. % is calculated as Quantity/Base number\*100

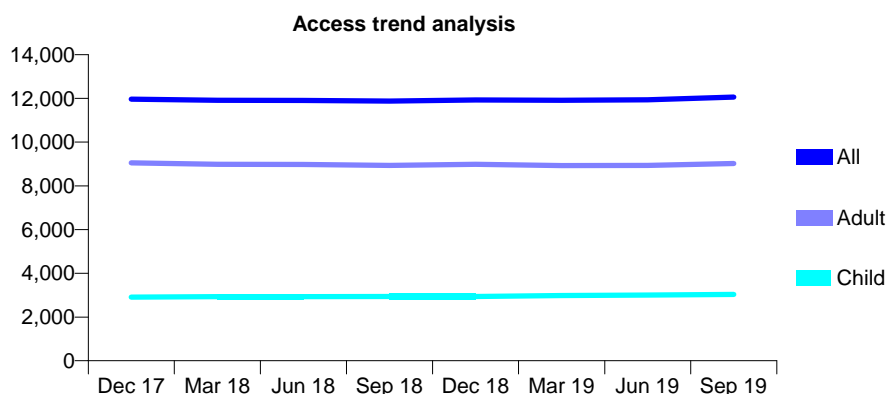
## Q49 - Vital Signs At a Glance Contract Report for 762083/0001 - September 2019

Name or company name	Westerhope Limited
Contract type name	GDS Contract
Purpose of contract	General
Contract start date	01/04/2006
Contract end date	

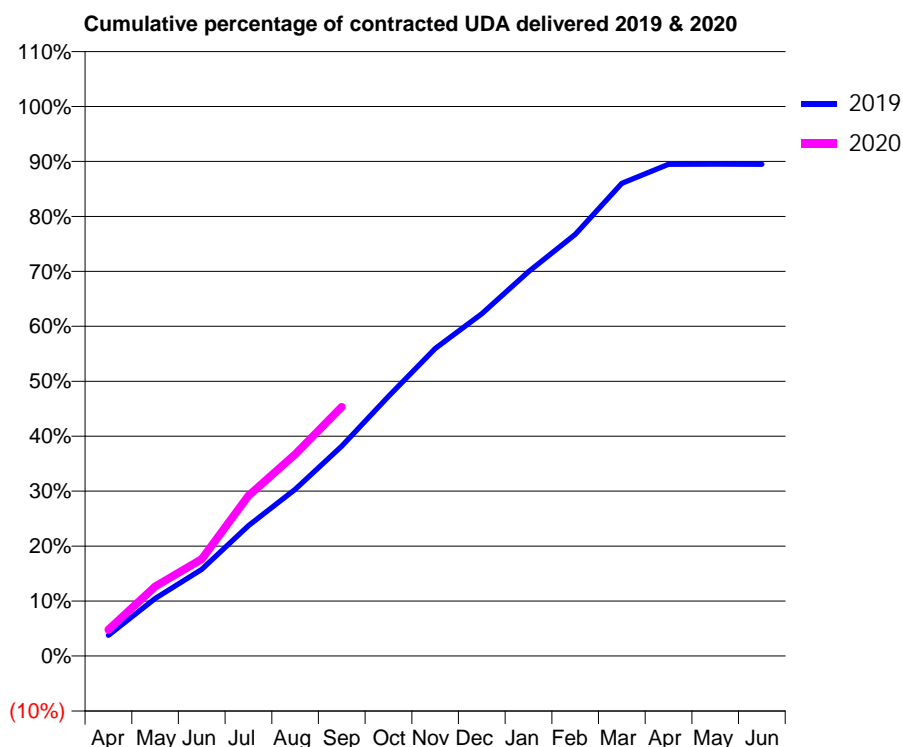
19/20 Contracted general activity (UDA)	36,983
Carry forward general activity (UDA)	0
19/20 Contracted orthodontic activity (UOA)	0
Carry forward orthodontic activity (UOA)	0
Baseline contract value	£1,017,171.67

### ACCESS\*

Patients seen in 24 months	Total	Change since previous quarter
Quarter ending September 2018	11,874	
Quarter ending December 2018	11,928	→
Quarter ending March 2019	11,909	→
Quarter ending June 2019	11,938	→
Quarter ending September 2019	12,055	→
<b>Variance since September 2018</b>	<b>1.5%</b>	<b>→</b>



### ACTIVITY



Month	Adjusted Scheduled Activity (UDA)	
	2019	2020
April	1,425	1,776
May	3,960	4,680
June	5,970	6,524
July	8,979	10,796
August	11,476	13,574
September	14,468	16,770
October	17,890	
November	21,181	
December	23,583	
January	26,482	
February	29,045	
March	32,568	
April	33,881	
May	33,893	
June	33,880	

### QUALITY

	Quantity	Base Number	Contract	AT	Region	England
% of FP17s for the same patient ID Re-attending within 3 months - Children	158	2,024	7.8%	10.2%	12.1%	11.5%
% of FP17s for the same patient ID Re-attending within 3 months - Adults	1,127	5,871	19.2%	14.1%	15.6%	15.4%
% of FP17s for the same patient ID Re-attending between 3 & 9 months - Children	1,020	2,024	50.4%	58.0%	61.2%	59.7%
% of FP17s for the same patient ID Re-attending between 3 & 9 months - Adults	2,594	5,871	44.2%	53.2%	54.3%	51.7%
% of FP17s for Band 1 Urgent Courses	1,027	7,209	14.2%	8.4%	9.1%	9.2%
% of FP17s Relating to Free Repair or Replacements	50	7,209	0.7%	1.1%	0.9%	0.7%
% of FP17s Relating to Continuations	68	7,209	0.9%	1.2%	1.0%	0.8%
% of Patients satisfied with the dentistry they have received	0	0	N/A	96.2%	94.4%	93.5%
% of Patients satisfied with the time they had to wait for an appointment	0	0	N/A	91.7%	88.1%	87.4%

\* This is based on patients treated on this contract for their most recent course of treatment.

Figures in italics indicate the base number of FP17s or Patient Questionnaire responses are less than 100. N/A is shown where the base number of responses is less than 10 during the period. % is calculated as Quantity/Base number\*100

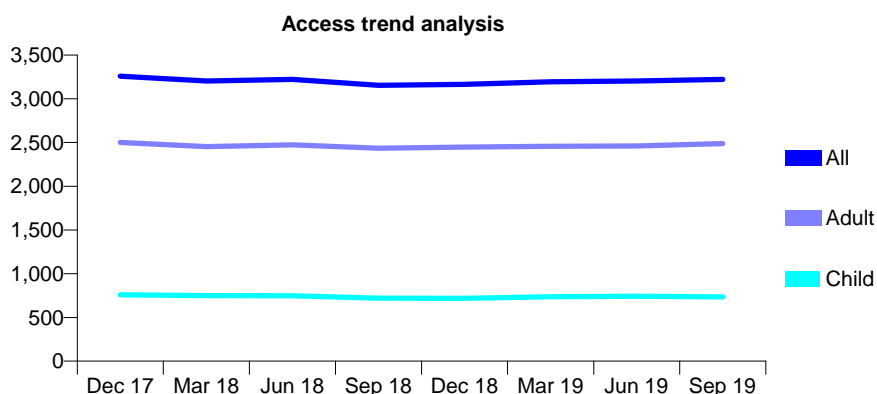
## Q49 - Vital Signs At a Glance Contract Report for 762083/0002 - September 2019

Name or company name	MR SU CHOCHAN
Contract type name	GDS Contract
Purpose of contract	General and Orthodontic
Contract start date	01/12/2010
Contract end date	

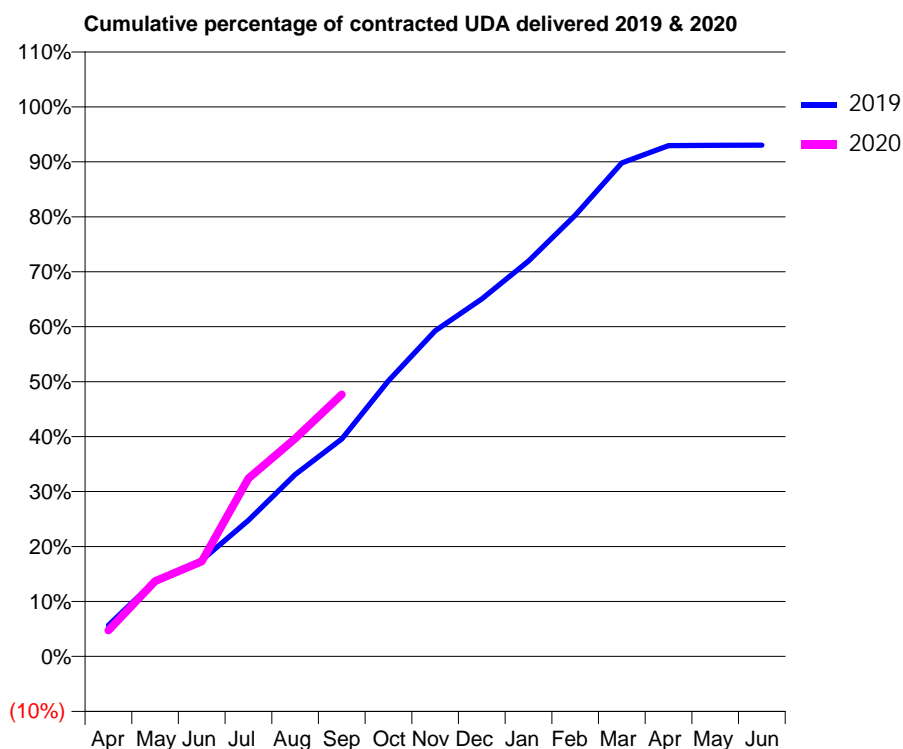
19/20 Contracted general activity (UDA)	13,500
Carry forward general activity (UDA)	0
19/20 Contracted orthodontic activity (UOA)	0
Carry forward orthodontic activity (UOA)	0
Baseline contract value	£388,538.20

### ACCESS\*

Patients seen in 24 months	Total	Change since previous quarter
Quarter ending September 2018	3,154	
Quarter ending December 2018	3,165	→
Quarter ending March 2019	3,194	→
Quarter ending June 2019	3,203	→
Quarter ending September 2019	3,222	→
<b>Variance since September 2018</b>	<b>2.2%</b>	<b>↑</b>



### ACTIVITY



Month	2019	2020
April	764	642
May	1,864	1,849
June	2,366	2,334
July	3,345	4,375
August	4,470	5,352
September	5,343	6,434
October	6,773	
November	8,000	
December	8,783	
January	9,711	
February	10,835	
March	12,123	
April	12,547	
May	12,554	
June	12,558	

### QUALITY

	Quantity	Base Number	Contract	AT	Region	England
% of FP17s for the same patient ID Re-attending within 3 months - Children	54	522	10.3%	10.2%	12.1%	11.5%
% of FP17s for the same patient ID Re-attending within 3 months - Adults	366	1,917	19.1%	14.1%	15.6%	15.4%
% of FP17s for the same patient ID Re-attending between 3 & 9 months - Children	296	522	56.7%	58.0%	61.2%	59.7%
% of FP17s for the same patient ID Re-attending between 3 & 9 months - Adults	1,006	1,917	52.5%	53.2%	54.3%	51.7%
% of FP17s for Band 1 Urgent Courses	295	2,291	12.9%	8.4%	9.1%	9.2%
% of FP17s Relating to Free Repair or Replacements	28	2,291	1.2%	1.1%	0.9%	0.7%
% of FP17s Relating to Continuations	46	2,291	2.0%	1.2%	1.0%	0.8%
% of Patients satisfied with the dentistry they have received	2	2	N/A	96.2%	94.4%	93.5%
% of Patients satisfied with the time they had to wait for an appointment	2	2	N/A	91.7%	88.1%	87.4%

\* This is based on patients treated on this contract for their most recent course of treatment. Figures in italics indicate the base number of FP17s or Patient Questionnaire responses are less than 100. N/A is shown where the base number of responses is less than 10 during the period. % is calculated as Quantity/Base number\*100

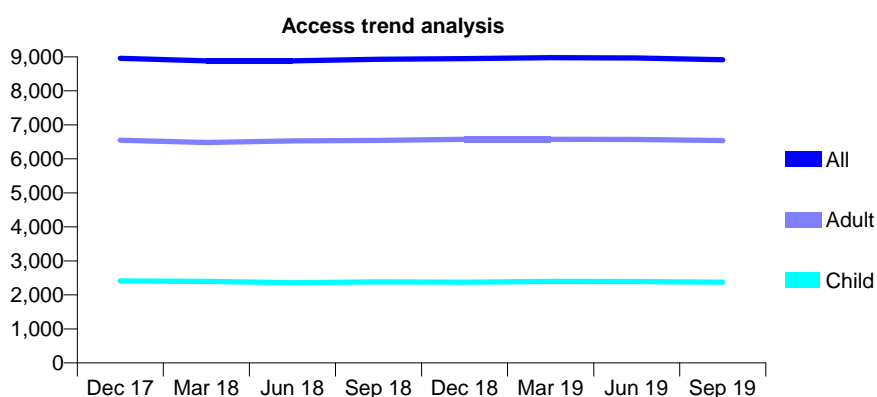
## Q49 - Vital Signs At a Glance Contract Report for 766747/0001 - September 2019

Name or company name	MR S BEDI
Contract type name	GDS Contract
Purpose of contract	General and Orthodontic
Contract start date	01/04/2006
Contract end date	

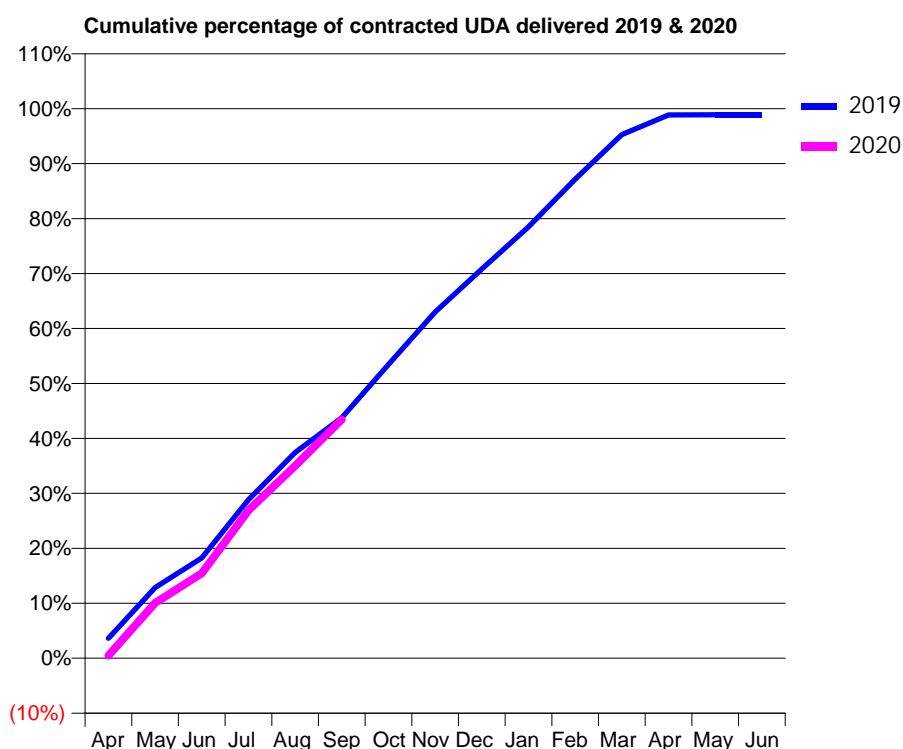
19/20 Contracted general activity (UDA)	25,485
Carry forward general activity (UDA)	288
19/20 Contracted orthodontic activity (UOA)	0
Carry forward orthodontic activity (UOA)	0
Baseline contract value	£678,000.08

### ACCESS\*

Patients seen in 24 months	Total	Change since previous quarter
Quarter ending September 2018	8,927	
Quarter ending December 2018	8,949	→
Quarter ending March 2019	8,975	→
Quarter ending June 2019	8,966	→
Quarter ending September 2019	8,916	→
<b>Variance since September 2018</b>	<b>(0.1%)</b>	→



### ACTIVITY



Month	2019	2020
April	924	122
May	3,277	2,565
June	4,646	3,934
July	7,347	6,854
August	9,538	8,927
September	11,156	11,074
October	13,624	
November	16,057	
December	18,041	
January	20,003	
February	22,215	
March	24,278	
April	25,194	
May	25,195	
June	25,196	

### QUALITY

	Quantity	Base Number	Contract	AT	Region	England
% of FP17s for the same patient ID Re-attending within 3 months - Children	93	1,542	6.0%	10.2%	12.1%	11.5%
% of FP17s for the same patient ID Re-attending within 3 months - Adults	600	4,131	14.5%	14.1%	15.6%	15.4%
% of FP17s for the same patient ID Re-attending between 3 & 9 months - Children	857	1,542	55.6%	58.0%	61.2%	59.7%
% of FP17s for the same patient ID Re-attending between 3 & 9 months - Adults	2,115	4,131	51.2%	53.2%	54.3%	51.7%
% of FP17s for Band 1 Urgent Courses	461	5,073	9.1%	8.4%	9.1%	9.2%
% of FP17s Relating to Free Repair or Replacements	38	5,073	0.7%	1.1%	0.9%	0.7%
% of FP17s Relating to Continuations	69	5,073	1.4%	1.2%	1.0%	0.8%
% of Patients satisfied with the dentistry they have received	3	3	N/A	96.2%	94.4%	93.5%
% of Patients satisfied with the time they had to wait for an appointment	2	3	N/A	91.7%	88.1%	87.4%

\* This is based on patients treated on this contract for their most recent course of treatment.

Figures in italics indicate the base number of FP17s or Patient Questionnaire responses are less than 100. N/A is shown where the base number of responses is less than 10 during the period. % is calculated as Quantity/Base number\*100



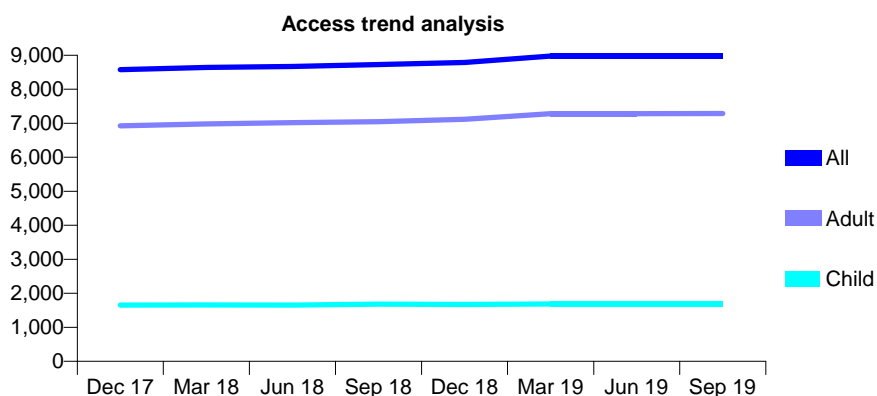
## Q49 - Vital Signs At a Glance Contract Report for 767514/0001 - September 2019

Name or company name	MISS KE BOOTH
Contract type name	GDS Contract
Purpose of contract	General and Orthodontic
Contract start date	01/04/2006
Contract end date	

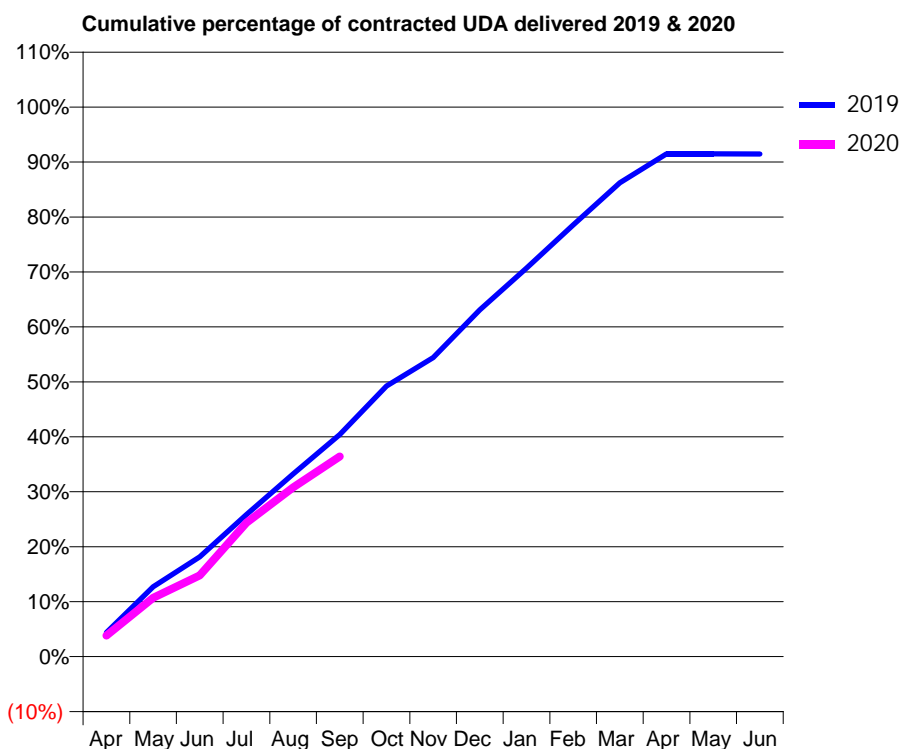
19/20 Contracted general activity (UDA)	25,201
Carry forward general activity (UDA)	0
19/20 Contracted orthodontic activity (UOA)	220
Carry forward orthodontic activity (UOA)	0
Baseline contract value	£577,917.11

### ACCESS\*

Patients seen in 24 months	Total	Change since previous quarter
Quarter ending September 2018	8,727	
Quarter ending December 2018	8,787	→
Quarter ending March 2019	8,974	↑
Quarter ending June 2019	8,974	→
Quarter ending September 2019	8,974	→
<b>Variance since September 2018</b>	<b>2.8%</b>	<b>↑</b>



### ACTIVITY



Month	Adjusted Scheduled Activity (UDA)	
	2019	2020
April	1,101	963
May	3,210	2,702
June	4,576	3,725
July	6,514	6,141
August	8,381	7,763
September	10,184	9,178
October	12,402	
November	13,715	
December	15,896	
January	17,818	
February	19,799	
March	21,724	
April	23,055	
May	23,056	
June	23,048	

### QUALITY

	Quantity	Base Number	Contract	AT	Region	England
% of FP17s for the same patient ID Re-attending within 3 months - Children	107	1,261	8.5%	10.2%	12.1%	11.5%
% of FP17s for the same patient ID Re-attending within 3 months - Adults	776	4,928	15.7%	14.1%	15.6%	15.4%
% of FP17s for the same patient ID Re-attending between 3 & 9 months - Children	792	1,261	62.8%	58.0%	61.2%	59.7%
% of FP17s for the same patient ID Re-attending between 3 & 9 months - Adults	2,778	4,928	56.4%	53.2%	54.3%	51.7%
% of FP17s for Band 1 Urgent Courses	564	5,160	10.9%	8.4%	9.1%	9.2%
% of FP17s Relating to Free Repair or Replacements	40	5,160	0.8%	1.1%	0.9%	0.7%
% of FP17s Relating to Continuations	25	5,160	0.5%	1.2%	1.0%	0.8%
% of Patients satisfied with the dentistry they have received	4	4	N/A	96.2%	94.4%	93.5%
% of Patients satisfied with the time they had to wait for an appointment	4	4	N/A	91.7%	88.1%	87.4%

\* This is based on patients treated on this contract for their most recent course of treatment. Figures in italics indicate the base number of FP17s or Patient Questionnaire responses are less than 100. N/A is shown where the base number of responses is less than 10 during the period. % is calculated as Quantity/Base number\*100

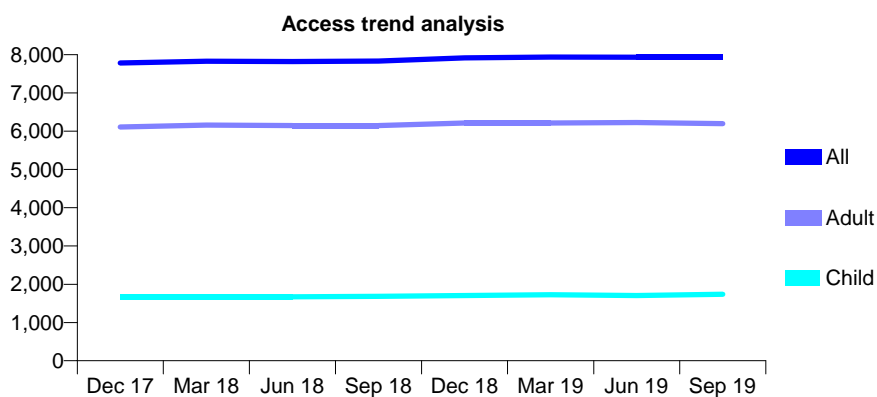
## Q49 - Vital Signs At a Glance Contract Report for 768820/0001 - September 2019

Name or company name	MRS S HYDER
Contract type name	GDS Contract
Purpose of contract	General
Contract start date	01/10/2008
Contract end date	

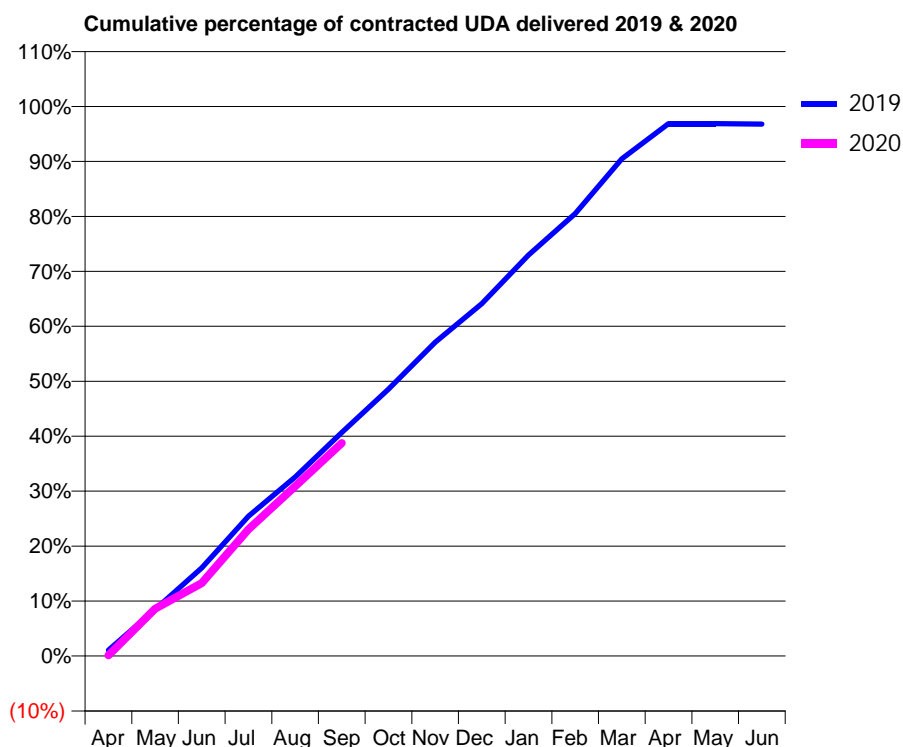
19/20 Contracted general activity (UDA)	21,792
Carry forward general activity (UDA)	697
19/20 Contracted orthodontic activity (UOA)	0
Carry forward orthodontic activity (UOA)	0
Baseline contract value	£533,728.42

### ACCESS\*

Patients seen in 24 months	Total	Change since previous quarter
Quarter ending September 2018	7,831	
Quarter ending December 2018	7,915	→
Quarter ending March 2019	7,939	→
Quarter ending June 2019	7,932	→
Quarter ending September 2019	7,933	→
<b>Variance since September 2018</b>	<b>1.3%</b>	<b>→</b>



### ACTIVITY



Month	Adjusted Scheduled Activity (UDA)	
	2019	2020
April	229	28
May	1,852	1,875
June	3,495	2,892
July	5,543	5,024
August	7,099	6,730
September	8,863	8,445
October	10,587	
November	12,438	
December	13,973	
January	15,900	
February	17,542	
March	19,714	
April	21,109	
May	21,109	
June	21,094	

### QUALITY

	Quantity	Base Number	Contract	AT	Region	England
% of FP17s for the same patient ID Re-attending within 3 months - Children	101	1,390	7.3%	10.2%	12.1%	11.5%
% of FP17s for the same patient ID Re-attending within 3 months - Adults	684	4,693	14.6%	14.1%	15.6%	15.4%
% of FP17s for the same patient ID Re-attending between 3 & 9 months - Children	904	1,390	65.0%	58.0%	61.2%	59.7%
% of FP17s for the same patient ID Re-attending between 3 & 9 months - Adults	2,958	4,693	63.0%	53.2%	54.3%	51.7%
% of FP17s for Band 1 Urgent Courses	473	4,969	9.5%	8.4%	9.1%	9.2%
% of FP17s Relating to Free Repair or Replacements	107	4,969	2.2%	1.1%	0.9%	0.7%
% of FP17s Relating to Continuations	30	4,969	0.6%	1.2%	1.0%	0.8%
% of Patients satisfied with the dentistry they have received	5	5	N/A	96.2%	94.4%	93.5%
% of Patients satisfied with the time they had to wait for an appointment	5	5	N/A	91.7%	88.1%	87.4%

\* This is based on patients treated on this contract for their most recent course of treatment. Figures in italics indicate the base number of FP17s or Patient Questionnaire responses are less than 100. N/A is shown where the base number of responses is less than 10 during the period. % is calculated as Quantity/Base number\*100

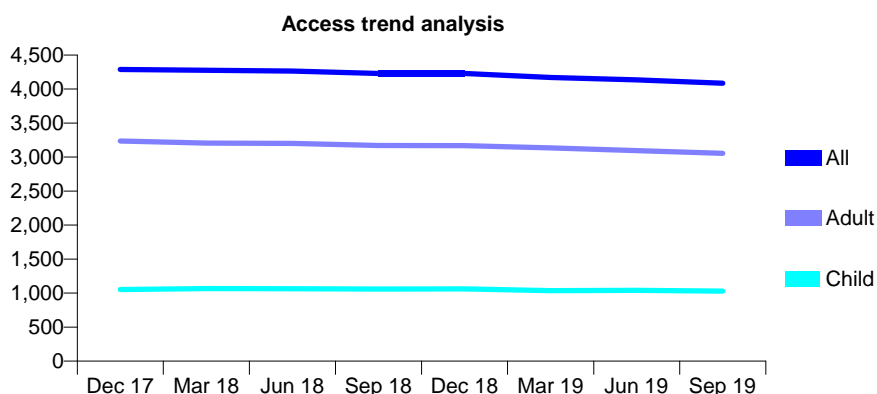
## Q49 - Vital Signs At a Glance Contract Report for 784540/0001 - September 2019

Name or company name	JL and VA Gamon
Contract type name	GDS Contract
Purpose of contract	General and Orthodontic
Contract start date	12/04/2009
Contract end date	

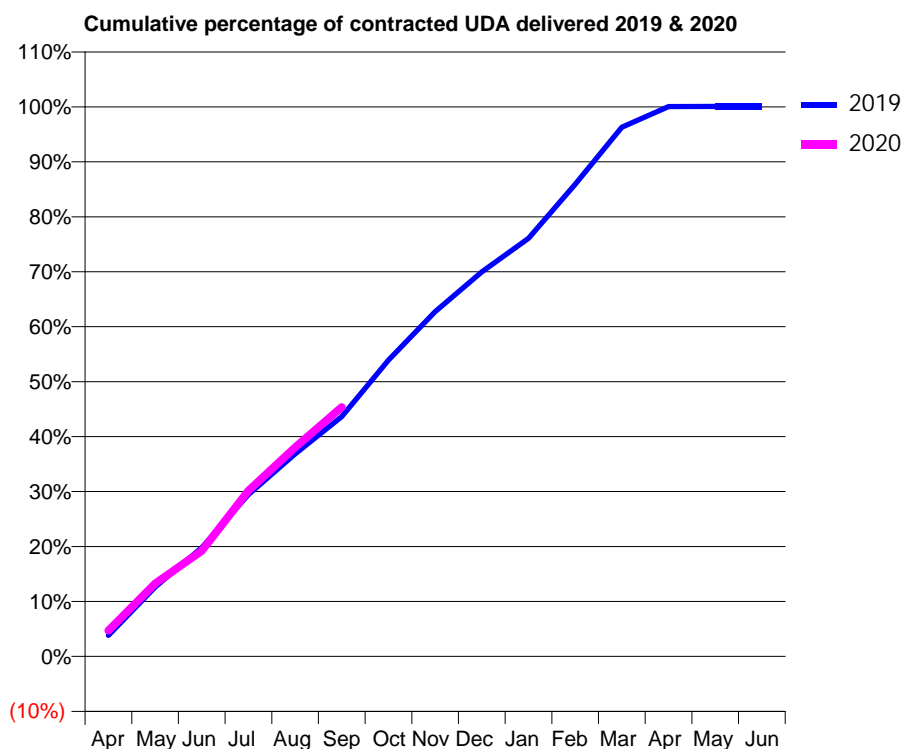
19/20 Contracted general activity (UDA)	13,247
Carry forward general activity (UDA)	-11
19/20 Contracted orthodontic activity (UOA)	375
Carry forward orthodontic activity (UOA)	-3
Baseline contract value	£327,625.08

### ACCESS\*

Patients seen in 24 months	Total	Change since previous quarter
Quarter ending September 2018	4,230	
Quarter ending December 2018	4,228	→
Quarter ending March 2019	4,171	↓
Quarter ending June 2019	4,136	→
Quarter ending September 2019	4,085	↓
<b>Variance since September 2018</b>	<b>(3.4%)</b>	<b>↓</b>



### ACTIVITY



Month	Adjusted Scheduled Activity (UDA)	
	2019	2020
April	506	622
May	1,672	1,755
June	2,620	2,546
July	3,905	3,994
August	4,881	5,043
September	5,781	6,008
October	7,143	
November	8,313	
December	9,270	
January	10,079	
February	11,383	
March	12,753	
April	13,253	
May	13,258	
June	13,258	

### QUALITY

	Quantity	Base Number	Contract	AT	Region	England
% of FP17s for the same patient ID Re-attending within 3 months - Children	97	800	12.1%	10.2%	12.1%	11.5%
% of FP17s for the same patient ID Re-attending within 3 months - Adults	310	2,036	15.2%	14.1%	15.6%	15.4%
% of FP17s for the same patient ID Re-attending between 3 & 9 months - Children	467	800	58.4%	58.0%	61.2%	59.7%
% of FP17s for the same patient ID Re-attending between 3 & 9 months - Adults	1,079	2,036	53.0%	53.2%	54.3%	51.7%
% of FP17s for Band 1 Urgent Courses	215	2,638	8.2%	8.4%	9.1%	9.2%
% of FP17s Relating to Free Repair or Replacements	25	2,638	0.9%	1.1%	0.9%	0.7%
% of FP17s Relating to Continuations	36	2,638	1.4%	1.2%	1.0%	0.8%
% of Patients satisfied with the dentistry they have received	0	0	N/A	96.2%	94.4%	93.5%
% of Patients satisfied with the time they had to wait for an appointment	0	0	N/A	91.7%	88.1%	87.4%

\* This is based on patients treated on this contract for their most recent course of treatment. Figures in italics indicate the base number of FP17s or Patient Questionnaire responses are less than 100. N/A is shown where the base number of responses is less than 10 during the period. % is calculated as Quantity/Base number\*100

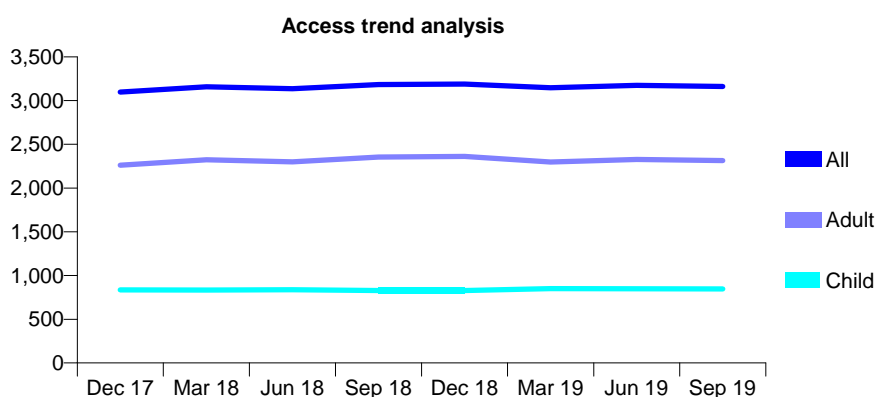
## Q49 - Vital Signs At a Glance Contract Report for 789348/0001 - September 2019

Name or company name	MR B MOHRI
Contract type name	GDS Contract
Purpose of contract	General
Contract start date	01/01/2015
Contract end date	

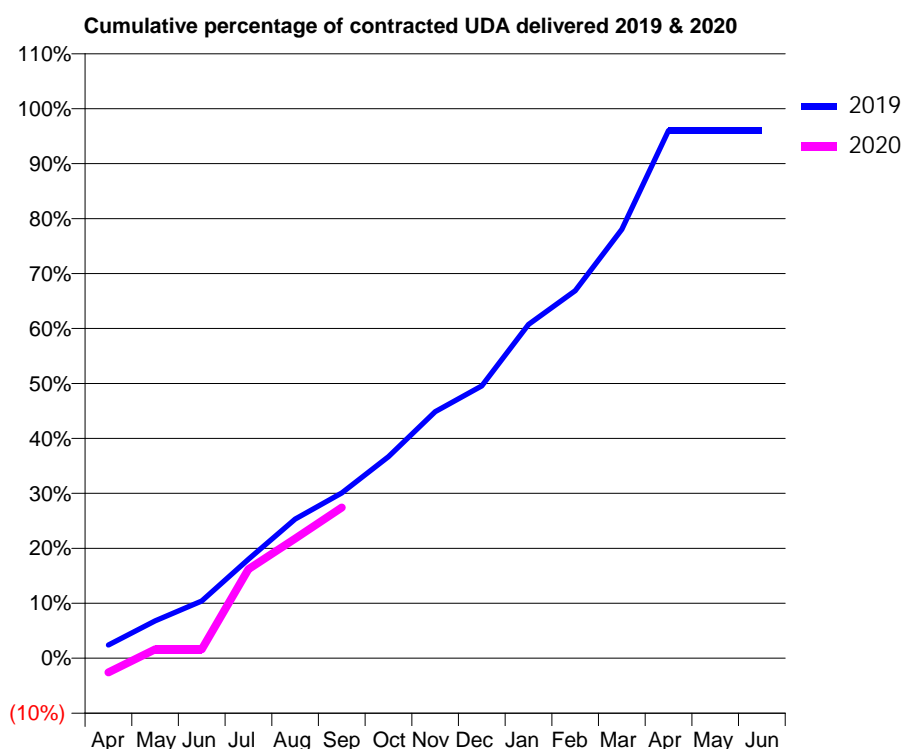
19/20 Contracted general activity (UDA)	11,409
Carry forward general activity (UDA)	451
19/20 Contracted orthodontic activity (UOA)	0
Carry forward orthodontic activity (UOA)	0
Baseline contract value	£253,300.55

### ACCESS\*

Patients seen in 24 months	Total	Change since previous quarter
Quarter ending September 2018	3,183	
Quarter ending December 2018	3,190	→
Quarter ending March 2019	3,147	↓
Quarter ending June 2019	3,175	→
Quarter ending September 2019	3,160	→
<b>Variance since September 2018</b>	<b>(0.7%)</b>	<b>→</b>



### ACTIVITY



Month	2019	2020
April	276	-294
May	777	184
June	1,190	184
July	2,056	1,848
August	2,890	2,484
September	3,432	3,128
October	4,185	
November	5,117	
December	5,651	
January	6,929	
February	7,630	
March	8,901	
April	10,958	
May	10,958	
June	10,958	

### QUALITY

	Quantity	Base Number	Contract	AT	Region	England
% of FP17s for the same patient ID Re-attending within 3 months - Children	40	593	6.7%	10.2%	12.1%	11.5%
% of FP17s for the same patient ID Re-attending within 3 months - Adults	266	1,476	18.0%	14.1%	15.6%	15.4%
% of FP17s for the same patient ID Re-attending between 3 & 9 months - Children	293	593	49.4%	58.0%	61.2%	59.7%
% of FP17s for the same patient ID Re-attending between 3 & 9 months - Adults	658	1,476	44.6%	53.2%	54.3%	51.7%
% of FP17s for Band 1 Urgent Courses	150	1,505	10.0%	8.4%	9.1%	9.2%
% of FP17s Relating to Free Repair or Replacements	9	1,505	0.6%	1.1%	0.9%	0.7%
% of FP17s Relating to Continuations	8	1,505	0.5%	1.2%	1.0%	0.8%
% of Patients satisfied with the dentistry they have received	1	1	N/A	96.2%	94.4%	93.5%
% of Patients satisfied with the time they had to wait for an appointment	1	1	N/A	91.7%	88.1%	87.4%

\* This is based on patients treated on this contract for their most recent course of treatment.

Figures in italics indicate the base number of FP17s or Patient Questionnaire responses are less than 100. N/A is shown where the base number of responses is less than 10 during the period. % is calculated as Quantity/Base number\*100

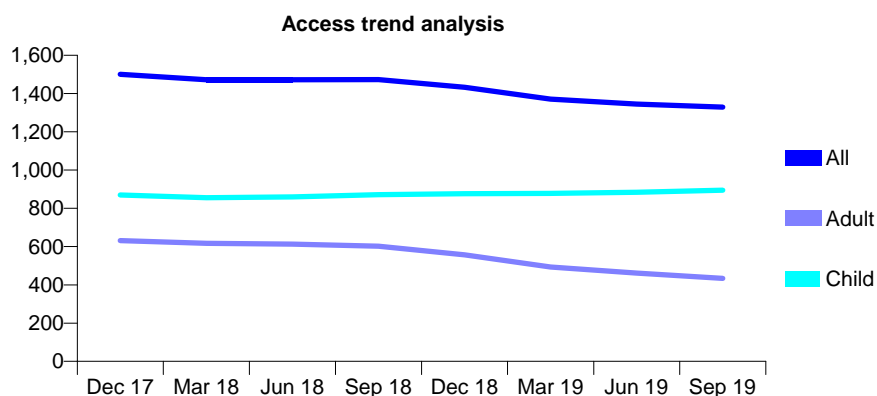
## Q49 - Vital Signs At a Glance Contract Report for 804991/0001 - September 2019

Name or company name	Northern Smile
Contract type name	GDS Contract
Purpose of contract	General
Contract start date	01/04/2006
Contract end date	

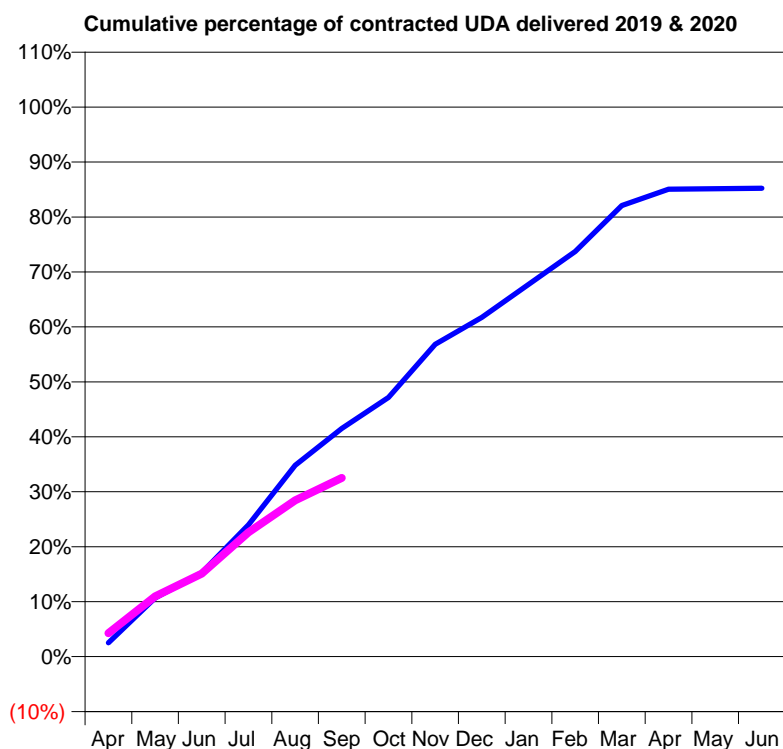
19/20 Contracted general activity (UDA)	3,405
Carry forward general activity (UDA)	0
19/20 Contracted orthodontic activity (UOA)	0
Carry forward orthodontic activity (UOA)	0
Baseline contract value	£82,029.46

### ACCESS\*

Patients seen in 24 months	Total	Change since previous quarter
Quarter ending September 2018	1,473	
Quarter ending December 2018	1,433	↓
Quarter ending March 2019	1,371	↓
Quarter ending June 2019	1,345	↓
Quarter ending September 2019	1,329	↓
<b>Variance since September 2018</b>	<b>(9.8%)</b>	<b>↓</b>



### ACTIVITY



Month	Adjusted Scheduled Activity (UDA)	
	2019	2020
April	85	146
May	364	374
June	520	515
July	816	770
August	1,186	969
September	1,413	1,107
October	1,606	
November	1,935	
December	2,102	
January	2,306	
February	2,511	
March	2,795	
April	2,896	
May	2,899	
June	2,902	

### QUALITY

	Quantity	Base Number	Contract	AT	Region	England
% of FP17s for the same patient ID Re-attending within 3 months - Children	33	589	5.6%	10.2%	12.1%	11.5%
% of FP17s for the same patient ID Re-attending within 3 months - Adults	36	233	15.5%	14.1%	15.6%	15.4%
% of FP17s for the same patient ID Re-attending between 3 & 9 months - Children	346	589	58.7%	58.0%	61.2%	59.7%
% of FP17s for the same patient ID Re-attending between 3 & 9 months - Adults	141	233	60.5%	53.2%	54.3%	51.7%
% of FP17s for Band 1 Urgent Courses	32	763	4.2%	8.4%	9.1%	9.2%
% of FP17s Relating to Free Repair or Replacements	0	763	0.0%	1.1%	0.9%	0.7%
% of FP17s Relating to Continuations	16	763	2.1%	1.2%	1.0%	0.8%
% of Patients satisfied with the dentistry they have received	0	0	N/A	96.2%	94.4%	93.5%
% of Patients satisfied with the time they had to wait for an appointment	0	0	N/A	91.7%	88.1%	87.4%

\* This is based on patients treated on this contract for their most recent course of treatment. Figures in italics indicate the base number of FP17s or Patient Questionnaire responses are less than 100. N/A is shown where the base number of responses is less than 10 during the period. % is calculated as Quantity/Base number\*100

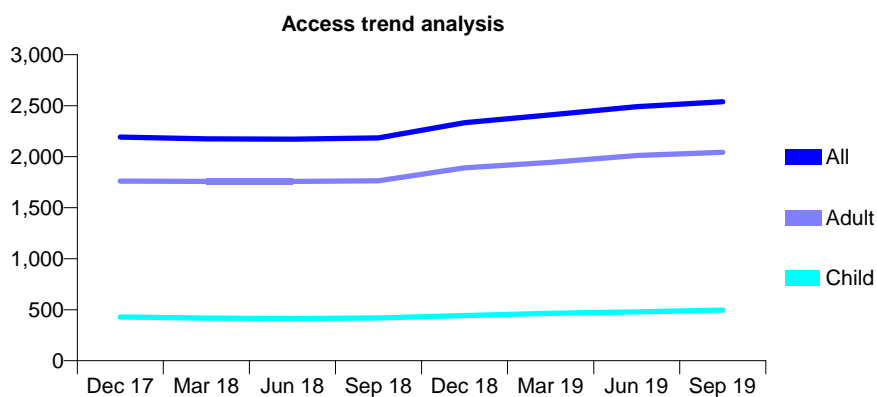
## Q49 - Vital Signs At a Glance Contract Report for 808172/0001 - September 2019

Name or company name	Mrs S Kothiwala
Contract type name	GDS Contract
Purpose of contract	General and Orthodontic
Contract start date	01/04/2006
Contract end date	

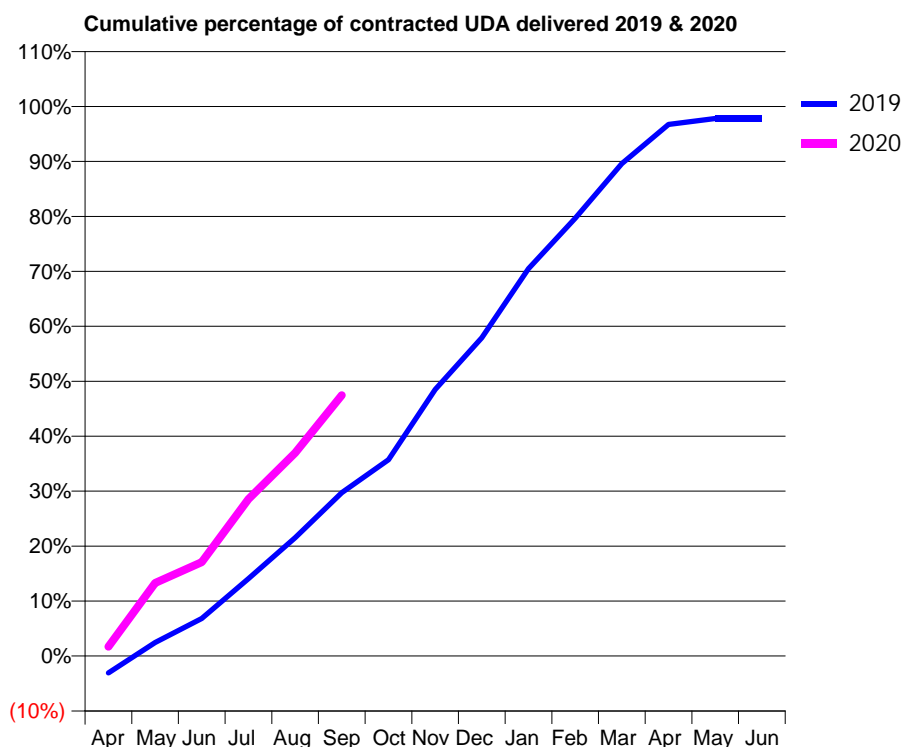
19/20 Contracted general activity (UDA)	6,697
Carry forward general activity (UDA)	-115
19/20 Contracted orthodontic activity (UOA)	0
Carry forward orthodontic activity (UOA)	0
Baseline contract value	£199,693.14

### ACCESS\*

Patients seen in 24 months	Total	Change since previous quarter
Quarter ending September 2018	2,184	
Quarter ending December 2018	2,334	↑
Quarter ending March 2019	2,410	↑
Quarter ending June 2019	2,491	↑
Quarter ending September 2019	2,539	→
<b>Variance since September 2018</b>	<b>16.3%</b>	<b>↑</b>



### ACTIVITY



Month	Adjusted Scheduled Activity (UDA)	
	2019	2020
April	-210	115
May	167	889
June	464	1,144
July	957	1,911
August	1,463	2,476
September	2,020	3,178
October	2,429	
November	3,296	
December	3,936	
January	4,791	
February	5,414	
March	6,089	
April	6,575	
May	6,648	
June	6,648	

### QUALITY

	Quantity	Base Number	Contract	AT	Region	England
% of FP17s for the same patient ID Re-attending within 3 months - Children	45	538	8.4%	10.2%	12.1%	11.5%
% of FP17s for the same patient ID Re-attending within 3 months - Adults	130	1,574	8.3%	14.1%	15.6%	15.4%
% of FP17s for the same patient ID Re-attending between 3 & 9 months - Children	365	538	67.8%	58.0%	61.2%	59.7%
% of FP17s for the same patient ID Re-attending between 3 & 9 months - Adults	977	1,574	62.1%	53.2%	54.3%	51.7%
% of FP17s for Band 1 Urgent Courses	52	1,852	2.8%	8.4%	9.1%	9.2%
% of FP17s Relating to Free Repair or Replacements	11	1,852	0.6%	1.1%	0.9%	0.7%
% of FP17s Relating to Continuations	38	1,852	2.1%	1.2%	1.0%	0.8%
% of Patients satisfied with the dentistry they have received	4	4	N/A	96.2%	94.4%	93.5%
% of Patients satisfied with the time they had to wait for an appointment	4	4	N/A	91.7%	88.1%	87.4%

\* This is based on patients treated on this contract for their most recent course of treatment. Figures in italics indicate the base number of FP17s or Patient Questionnaire responses are less than 100. N/A is shown where the base number of responses is less than 10 during the period. % is calculated as Quantity/Base number\*100

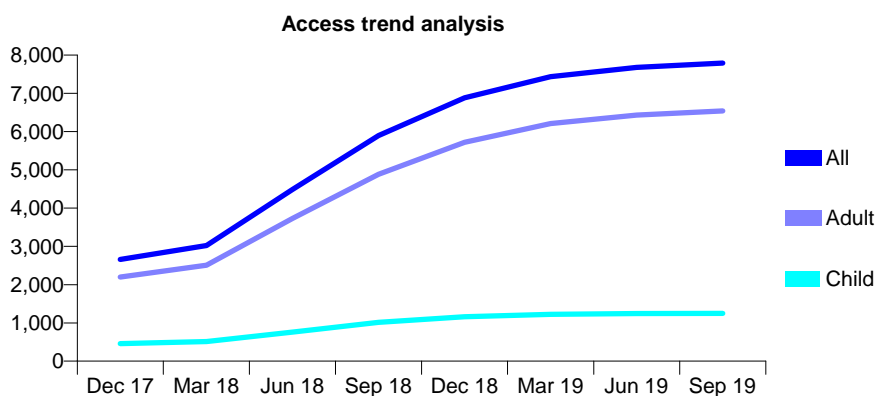
## Q49 - Vital Signs At a Glance Contract Report for 813257/0001 - September 2019

Name or company name	The Berwick Dental Practice Partnership
Contract type name	GDS Contract
Purpose of contract	General
Contract start date	01/04/2006
Contract end date	

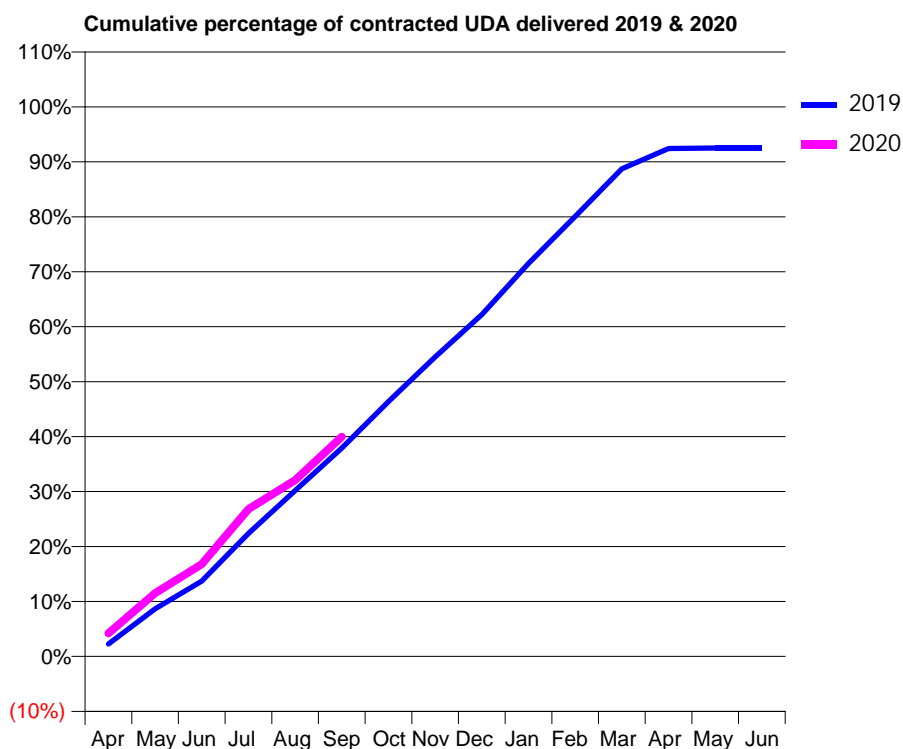
19/20 Contracted general activity (UDA)	32,744
Carry forward general activity (UDA)	0
19/20 Contracted orthodontic activity (UOA)	0
Carry forward orthodontic activity (UOA)	0
Baseline contract value	£810,062.36

### ACCESS\*

Patients seen in 24 months	Total	Change since previous quarter
Quarter ending September 2018	5,896	
Quarter ending December 2018	6,882	↑
Quarter ending March 2019	7,434	↑
Quarter ending June 2019	7,679	↑
Quarter ending September 2019	7,790	→
<b>Variance since September 2018</b>	<b>32.1%</b>	<b>↑</b>



### ACTIVITY



Month	2019	2020
April	674	1,382
May	2,579	3,772
June	4,075	5,500
July	6,662	8,777
August	8,977	10,511
September	11,275	13,090
October	13,799	
November	16,213	
December	18,494	
January	21,266	
February	23,814	
March	26,387	
April	27,492	
May	27,517	
June	27,518	

### QUALITY

	Quantity	Base Number	Contract	AT	Region	England
% of FP17s for the same patient ID Re-attending within 3 months - Children	42	991	4.2%	10.2%	12.1%	11.5%
% of FP17s for the same patient ID Re-attending within 3 months - Adults	775	5,474	14.2%	14.1%	15.6%	15.4%
% of FP17s for the same patient ID Re-attending between 3 & 9 months - Children	657	991	66.3%	58.0%	61.2%	59.7%
% of FP17s for the same patient ID Re-attending between 3 & 9 months - Adults	3,570	5,474	65.2%	53.2%	54.3%	51.7%
% of FP17s for Band 1 Urgent Courses	310	6,016	5.2%	8.4%	9.1%	9.2%
% of FP17s Relating to Free Repair or Replacements	70	6,016	1.2%	1.1%	0.9%	0.7%
% of FP17s Relating to Continuations	114	6,016	1.9%	1.2%	1.0%	0.8%
% of Patients satisfied with the dentistry they have received	8	8	N/A	96.2%	94.4%	93.5%
% of Patients satisfied with the time they had to wait for an appointment	6	8	N/A	91.7%	88.1%	87.4%

\* This is based on patients treated on this contract for their most recent course of treatment. Figures in italics indicate the base number of FP17s or Patient Questionnaire responses are less than 100. N/A is shown where the base number of responses is less than 10 during the period. % is calculated as Quantity/Base number\*100

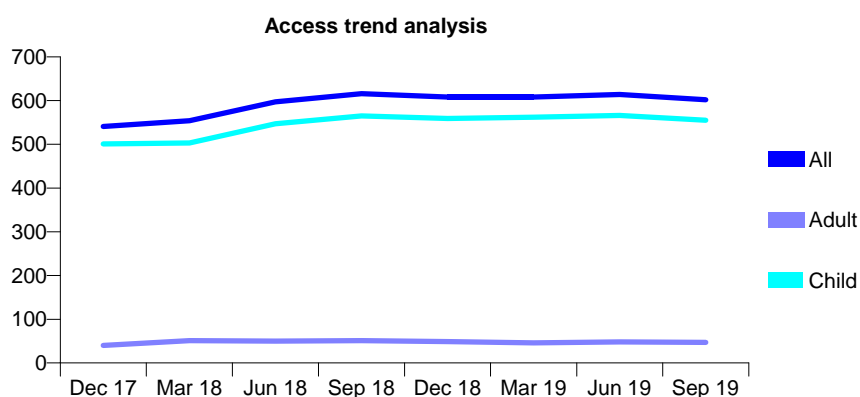
## Q49 - Vital Signs At a Glance Contract Report for 814016/0001 - September 2019

Name or company name	Mr James Leigh and Mrs Susan Leigh
Contract type name	GDS Contract
Purpose of contract	General
Contract start date	01/04/2006
Contract end date	

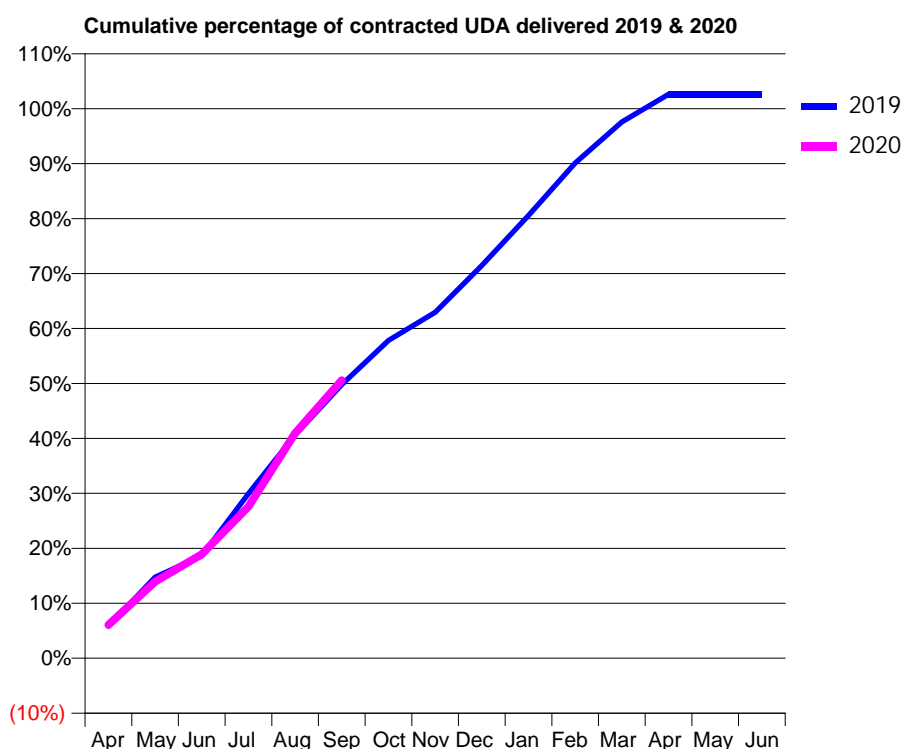
19/20 Contracted general activity (UDA)	1,250
Carry forward general activity (UDA)	-25
19/20 Contracted orthodontic activity (UOA)	0
Carry forward orthodontic activity (UOA)	0
Baseline contract value	£31,067.45

### ACCESS\*

Patients seen in 24 months	Total	Change since previous quarter
Quarter ending September 2018	616	
Quarter ending December 2018	608	↓
Quarter ending March 2019	608	→
Quarter ending June 2019	614	→
Quarter ending September 2019	602	↓
<b>Variance since September 2018</b>	<b>(2.3%)</b>	<b>↓</b>



### ACTIVITY



Month	2019	2020
April	73	76
May	184	174
June	233	236
July	375	345
August	508	512
September	622	632
October	723	
November	787	
December	893	
January	1,007	
February	1,126	
March	1,220	
April	1,283	
May	1,283	
June	1,283	

### QUALITY

	Quantity	Base Number	Contract	AT	Region	England
% of FP17s for the same patient ID Re-attending within 3 months - Children	30	462	6.5%	10.2%	12.1%	11.5%
% of FP17s for the same patient ID Re-attending within 3 months - Adults	0	0	N/A	14.1%	15.6%	15.4%
% of FP17s for the same patient ID Re-attending between 3 & 9 months - Children	342	462	74.0%	58.0%	61.2%	59.7%
% of FP17s for the same patient ID Re-attending between 3 & 9 months - Adults	0	0	N/A	53.2%	54.3%	51.7%
% of FP17s for Band 1 Urgent Courses	5	417	1.2%	8.4%	9.1%	9.2%
% of FP17s Relating to Free Repair or Replacements	0	417	0.0%	1.1%	0.9%	0.7%
% of FP17s Relating to Continuations	0	417	0.0%	1.2%	1.0%	0.8%
% of Patients satisfied with the dentistry they have received	0	1	N/A	96.2%	94.4%	93.5%
% of Patients satisfied with the time they had to wait for an appointment	1	1	N/A	91.7%	88.1%	87.4%

\* This is based on patients treated on this contract for their most recent course of treatment.

Figures in italics indicate the base number of FP17s or Patient Questionnaire responses are less than 100. N/A is shown where the base number of responses is less than 10 during the period. % is calculated as Quantity/Base number\*100



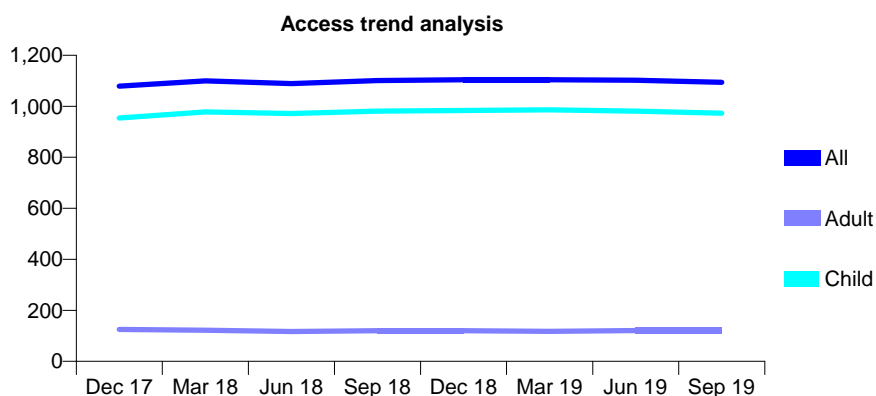
## Q49 - Vital Signs At a Glance Contract Report for 817201/0001 - September 2019

Name or company name	MR JB LEWIS
Contract type name	GDS Contract
Purpose of contract	General
Contract start date	01/04/2011
Contract end date	

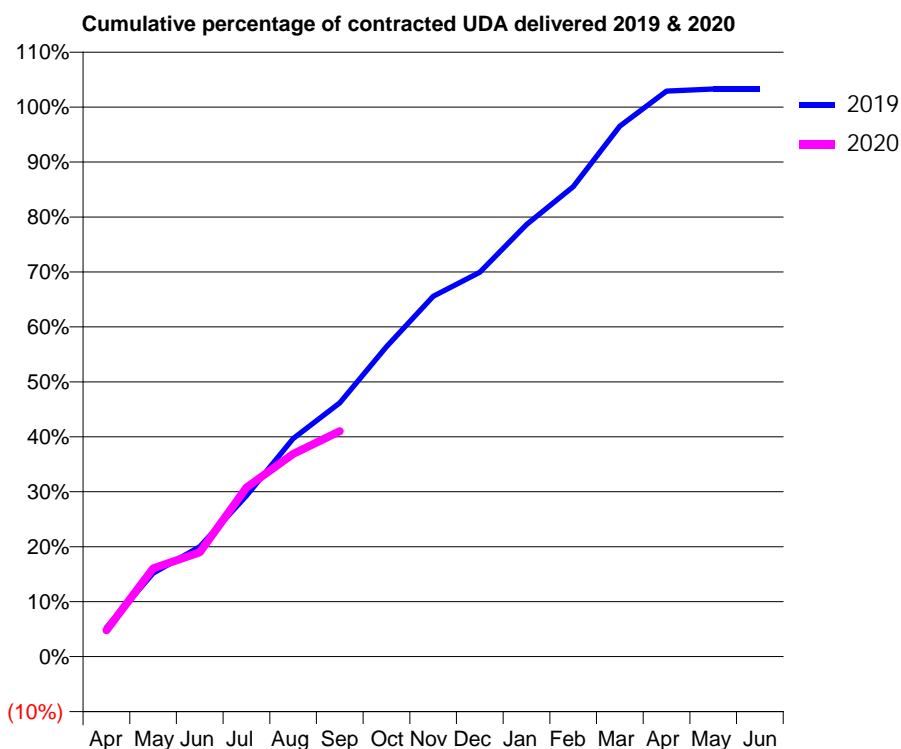
19/20 Contracted general activity (UDA)	2,408
Carry forward general activity (UDA)	-48
19/20 Contracted orthodontic activity (UOA)	0
Carry forward orthodontic activity (UOA)	0
Baseline contract value	£59,666.57

### ACCESS\*

Patients seen in 24 months	Total	Change since previous quarter
Quarter ending September 2018	1,101	
Quarter ending December 2018	1,104	→
Quarter ending March 2019	1,104	→
Quarter ending June 2019	1,102	→
Quarter ending September 2019	1,094	→
<b>Variance since September 2018</b>	<b>(0.6%)</b>	<b>→</b>



### ACTIVITY



Month	Adjusted Scheduled Activity (UDA)	
	2019	2020
April	127	115
May	366	387
June	481	457
July	705	740
August	956	888
September	1,112	988
October	1,358	
November	1,579	
December	1,684	
January	1,893	
February	2,059	
March	2,324	
April	2,478	
May	2,487	
June	2,487	

### QUALITY

	Quantity	Base Number	Contract	AT	Region	England
% of FP17s for the same patient ID Re-attending within 3 months - Children	101	807	12.5%	10.2%	12.1%	11.5%
% of FP17s for the same patient ID Re-attending within 3 months - Adults	0	0	N/A	14.1%	15.6%	15.4%
% of FP17s for the same patient ID Re-attending between 3 & 9 months - Children	531	807	65.8%	58.0%	61.2%	59.7%
% of FP17s for the same patient ID Re-attending between 3 & 9 months - Adults	0	0	N/A	53.2%	54.3%	51.7%
% of FP17s for Band 1 Urgent Courses	19	690	2.8%	8.4%	9.1%	9.2%
% of FP17s Relating to Free Repair or Replacements	0	690	0.0%	1.1%	0.9%	0.7%
% of FP17s Relating to Continuations	0	690	0.0%	1.2%	1.0%	0.8%
% of Patients satisfied with the dentistry they have received	1	1	N/A	96.2%	94.4%	93.5%
% of Patients satisfied with the time they had to wait for an appointment	1	1	N/A	91.7%	88.1%	87.4%

\* This is based on patients treated on this contract for their most recent course of treatment. Figures in italics indicate the base number of FP17s or Patient Questionnaire responses are less than 100. N/A is shown where the base number of responses is less than 10 during the period. % is calculated as Quantity/Base number\*100

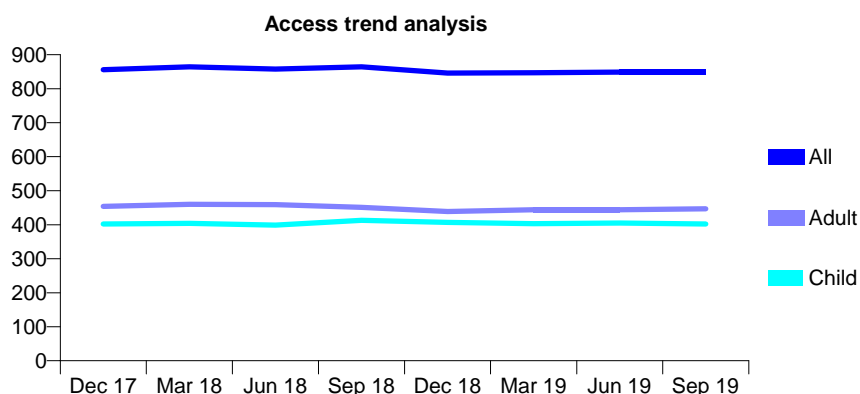
## Q49 - Vital Signs At a Glance Contract Report for 819042/0001 - September 2019

Name or company name	Mr D W Thomas
Contract type name	GDS Contract
Purpose of contract	General
Contract start date	01/04/2006
Contract end date	

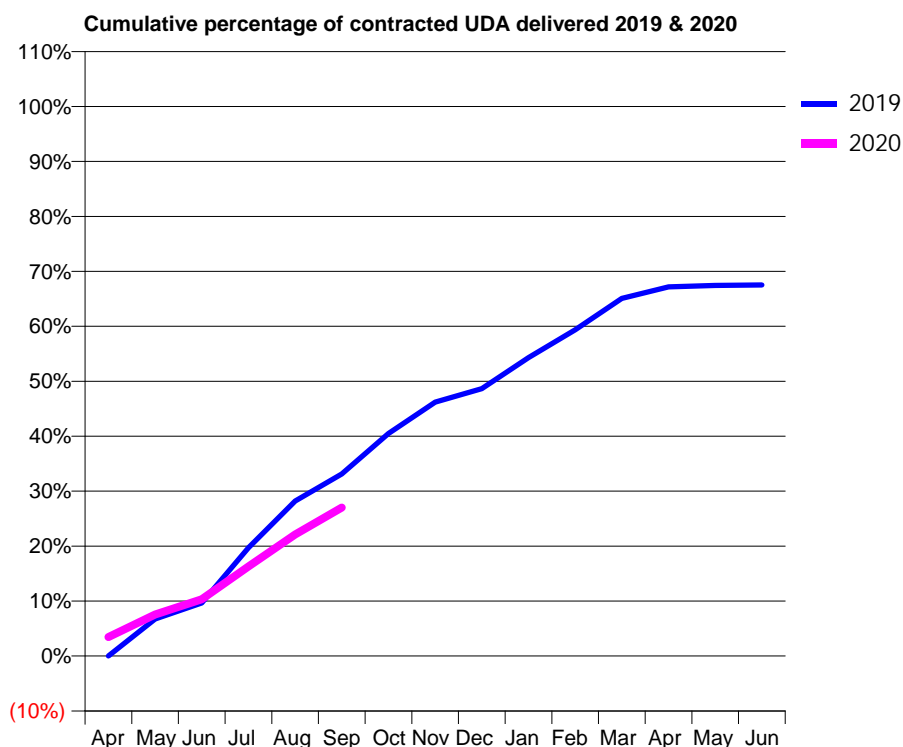
19/20 Contracted general activity (UDA)	3,200
Carry forward general activity (UDA)	0
19/20 Contracted orthodontic activity (UOA)	0
Carry forward orthodontic activity (UOA)	0
Baseline contract value	£89,548.17

### ACCESS\*

Patients seen in 24 months	Total	Change since previous quarter
Quarter ending September 2018	864	
Quarter ending December 2018	846	↓
Quarter ending March 2019	847	→
Quarter ending June 2019	849	→
Quarter ending September 2019	849	→
<b>Variance since September 2018</b>	<b>(1.7%)</b>	<b>↓</b>



### ACTIVITY



Month	Adjusted Scheduled Activity (UDA)	
	2019	2020
April	0	111
May	215	242
June	309	331
July	631	521
August	902	708
September	1,060	865
October	1,296	
November	1,479	
December	1,557	
January	1,737	
February	1,900	
March	2,082	
April	2,149	
May	2,158	
June	2,161	

### QUALITY

	Quantity	Base Number	Contract	AT	Region	England
% of FP17s for the same patient ID Re-attending within 3 months - Children	27	360	7.5%	10.2%	12.1%	11.5%
% of FP17s for the same patient ID Re-attending within 3 months - Adults	36	268	13.4%	14.1%	15.6%	15.4%
% of FP17s for the same patient ID Re-attending between 3 & 9 months - Children	266	360	73.9%	58.0%	61.2%	59.7%
% of FP17s for the same patient ID Re-attending between 3 & 9 months - Adults	166	268	61.9%	53.2%	54.3%	51.7%
% of FP17s for Band 1 Urgent Courses	30	583	5.1%	8.4%	9.1%	9.2%
% of FP17s Relating to Free Repair or Replacements	2	583	0.3%	1.1%	0.9%	0.7%
% of FP17s Relating to Continuations	12	583	2.1%	1.2%	1.0%	0.8%
% of Patients satisfied with the dentistry they have received	0	0	N/A	96.2%	94.4%	93.5%
% of Patients satisfied with the time they had to wait for an appointment	0	0	N/A	91.7%	88.1%	87.4%

\* This is based on patients treated on this contract for their most recent course of treatment. Figures in italics indicate the base number of FP17s or Patient Questionnaire responses are less than 100. N/A is shown where the base number of responses is less than 10 during the period. % is calculated as Quantity/Base number\*100

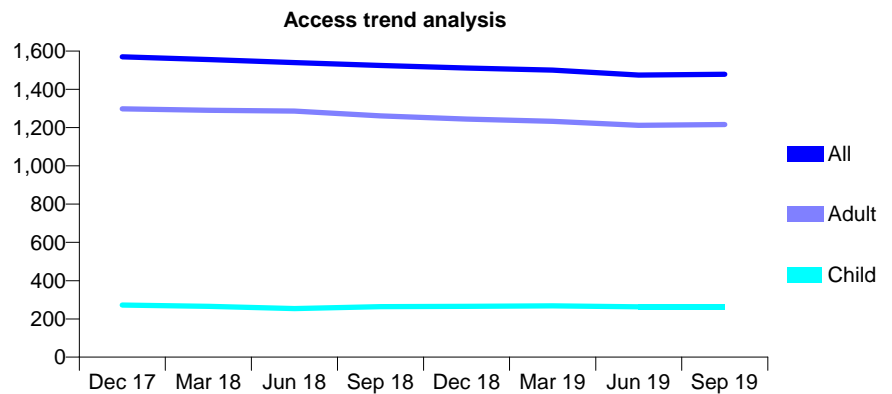
## Q49 - Vital Signs At a Glance Contract Report for 826324/0002 - September 2019

Name or company name	MR B SWIFT
Contract type name	GDS Contract
Purpose of contract	General
Contract start date	06/04/2013
Contract end date	

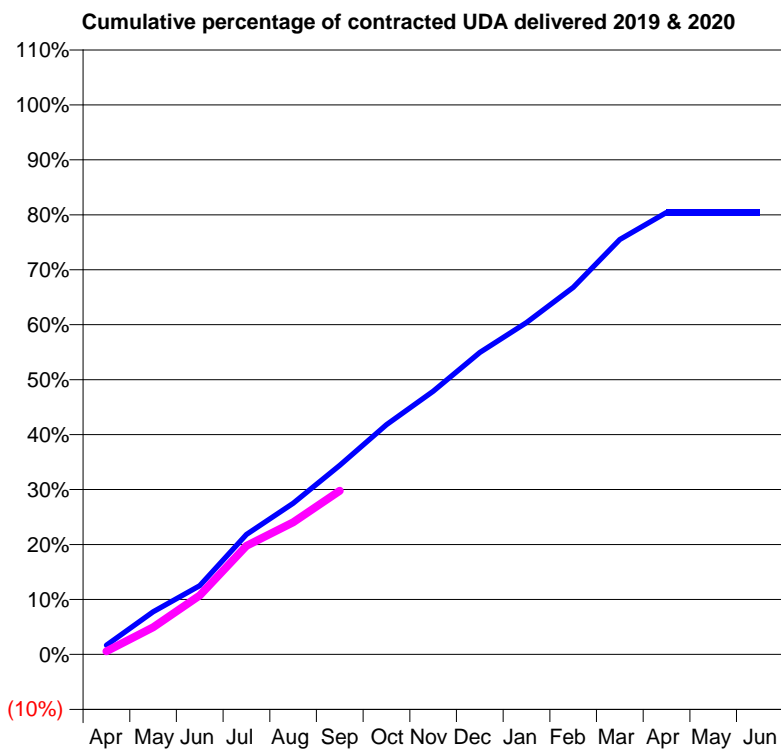
19/20 Contracted general activity (UDA)	6,000
Carry forward general activity (UDA)	0
19/20 Contracted orthodontic activity (UOA)	0
Carry forward orthodontic activity (UOA)	0
Baseline contract value	£143,672.22

### ACCESS\*

Patients seen in 24 months	Total	Change since previous quarter
Quarter ending September 2018	1,525	
Quarter ending December 2018	1,511	→
Quarter ending March 2019	1,501	→
Quarter ending June 2019	1,475	↓
Quarter ending September 2019	1,479	→
<b>Variance since September 2018</b>	<b>(3.0%)</b>	<b>↓</b>



### ACTIVITY



Month	2019	2020
April	101	34
May	466	296
June	750	645
July	1,310	1,186
August	1,651	1,442
September	2,064	1,787
October	2,509	
November	2,874	
December	3,296	
January	3,623	
February	4,008	
March	4,531	
April	4,825	
May	4,824	
June	4,824	

### QUALITY

	Quantity	Base Number	Contract	AT	Region	England
% of FP17s for the same patient ID Re-attending within 3 months - Children	15	199	7.5%	10.2%	12.1%	11.5%
% of FP17s for the same patient ID Re-attending within 3 months - Adults	197	1,020	19.3%	14.1%	15.6%	15.4%
% of FP17s for the same patient ID Re-attending between 3 & 9 months - Children	121	199	60.8%	58.0%	61.2%	59.7%
% of FP17s for the same patient ID Re-attending between 3 & 9 months - Adults	653	1,020	64.0%	53.2%	54.3%	51.7%
% of FP17s for Band 1 Urgent Courses	153	1,071	14.3%	8.4%	9.1%	9.2%
% of FP17s Relating to Free Repair or Replacements	20	1,071	1.9%	1.1%	0.9%	0.7%
% of FP17s Relating to Continuations	10	1,071	0.9%	1.2%	1.0%	0.8%
% of Patients satisfied with the dentistry they have received	0	0	N/A	96.2%	94.4%	93.5%
% of Patients satisfied with the time they had to wait for an appointment	0	0	N/A	91.7%	88.1%	87.4%

\* This is based on patients treated on this contract for their most recent course of treatment. Figures in italics indicate the base number of FP17s or Patient Questionnaire responses are less than 100. N/A is shown where the base number of responses is less than 10 during the period. % is calculated as Quantity/Base number\*100

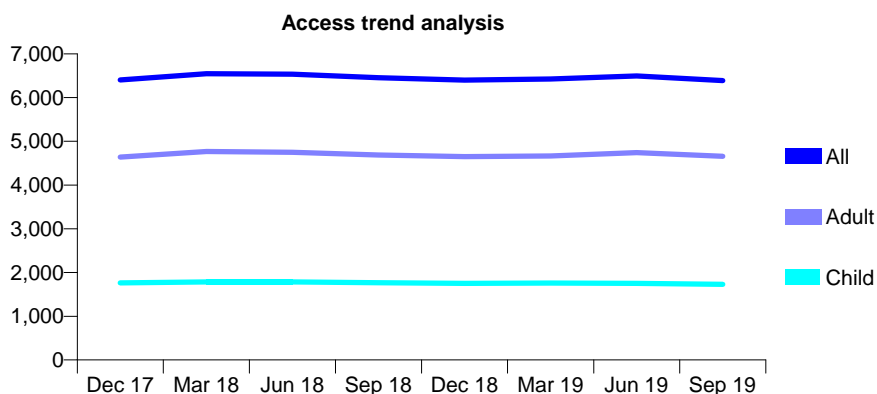
## Q49 - Vital Signs At a Glance Contract Report for 829390/0001 - September 2019

Name or company name	Mr D Cunnngnam, Mr M Hamburger, Dr Sa
Contract type name	GDS Contract
Purpose of contract	General
Contract start date	01/04/2006
Contract end date	

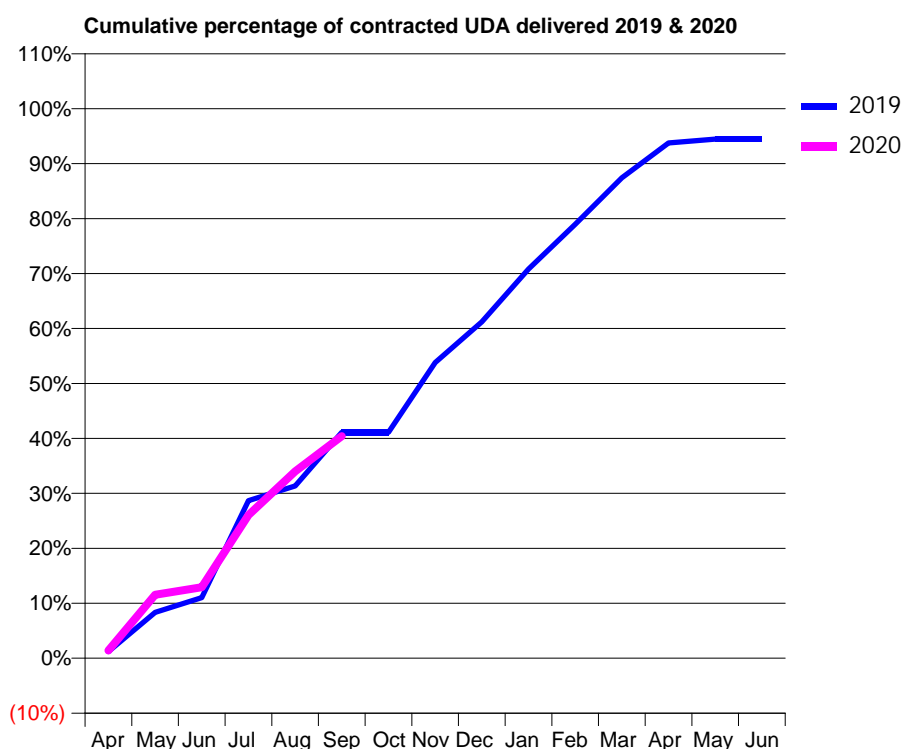
19/20 Contracted general activity (UDA)	17,500
Carry forward general activity (UDA)	0
19/20 Contracted orthodontic activity (UOA)	0
Carry forward orthodontic activity (UOA)	0
Baseline contract value	£399,957.02

### ACCESS\*

Patients seen in 24 months	Total	Change since previous quarter
Quarter ending September 2018	6,455	
Quarter ending December 2018	6,402	→
Quarter ending March 2019	6,424	→
Quarter ending June 2019	6,494	→
Quarter ending September 2019	6,387	↓
<b>Variance since September 2018</b>	<b>(1.1%)</b>	<b>↓</b>



### ACTIVITY



Month	2019	2020
April	214	248
May	1,459	2,020
June	1,931	2,263
July	5,018	4,559
August	5,489	5,950
September	7,195	7,074
October	7,195	
November	9,419	
December	10,709	
January	12,395	
February	13,818	
March	15,301	
April	16,408	
May	16,532	
June	16,532	

### QUALITY

	Quantity	Base Number	Contract	AT	Region	England
% of FP17s for the same patient ID Re-attending within 3 months - Children	98	1,439	6.8%	10.2%	12.1%	11.5%
% of FP17s for the same patient ID Re-attending within 3 months - Adults	439	3,711	11.8%	14.1%	15.6%	15.4%
% of FP17s for the same patient ID Re-attending between 3 & 9 months - Children	954	1,439	66.3%	58.0%	61.2%	59.7%
% of FP17s for the same patient ID Re-attending between 3 & 9 months - Adults	2,508	3,711	67.6%	53.2%	54.3%	51.7%
% of FP17s for Band 1 Urgent Courses	317	4,431	7.2%	8.4%	9.1%	9.2%
% of FP17s Relating to Free Repair or Replacements	37	4,431	0.8%	1.1%	0.9%	0.7%
% of FP17s Relating to Continuations	55	4,431	1.2%	1.2%	1.0%	0.8%
% of Patients satisfied with the dentistry they have received	4	4	N/A	96.2%	94.4%	93.5%
% of Patients satisfied with the time they had to wait for an appointment	3	4	N/A	91.7%	88.1%	87.4%

\* This is based on patients treated on this contract for their most recent course of treatment.

Figures in italics indicate the base number of FP17s or Patient Questionnaire responses are less than 100. N/A is shown where the base number of responses is less than 10 during the period. % is calculated as Quantity/Base number\*100

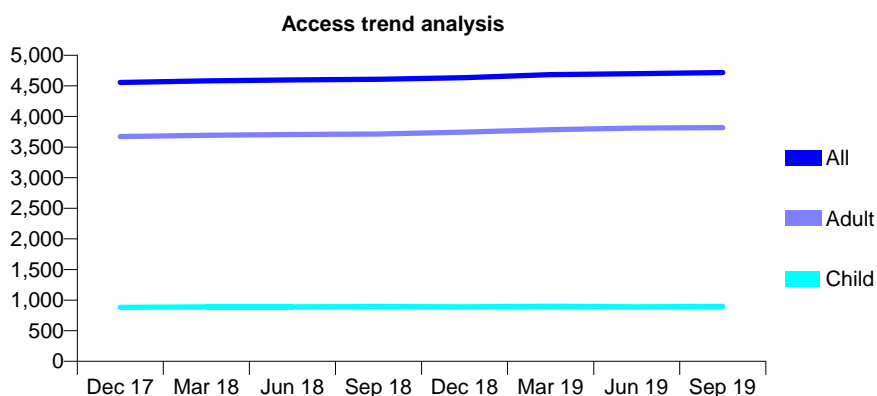
## Q49 - Vital Signs At a Glance Contract Report for 830003/0001 - September 2019

Name or company name	MR PJ KNOPS
Contract type name	GDS Contract
Purpose of contract	General
Contract start date	01/04/2006
Contract end date	

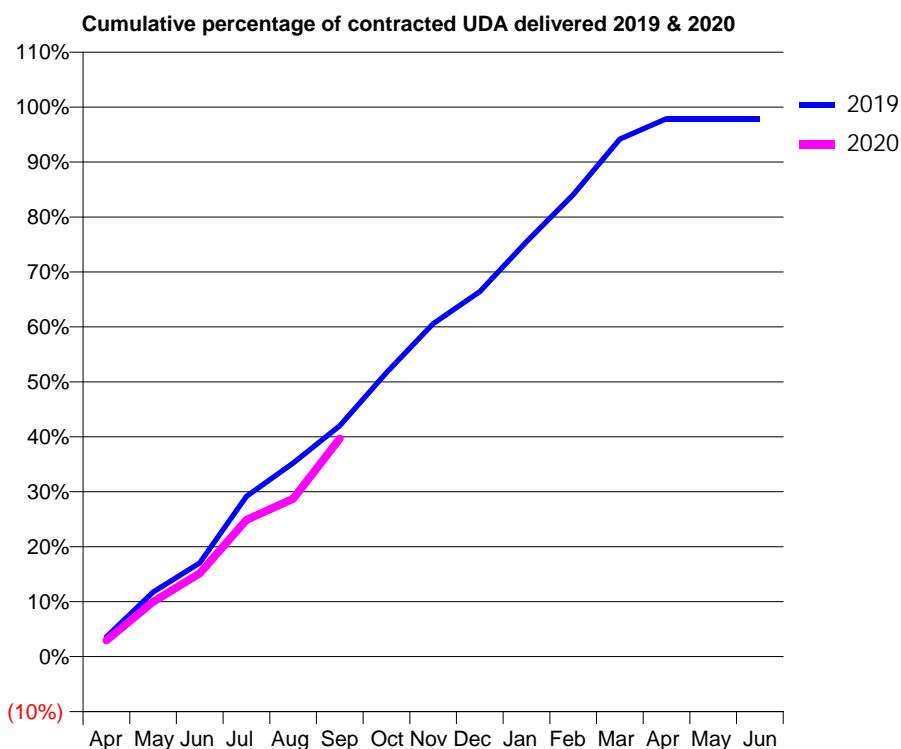
19/20 Contracted general activity (UDA)	13,493
Carry forward general activity (UDA)	0
19/20 Contracted orthodontic activity (UOA)	0
Carry forward orthodontic activity (UOA)	0
Baseline contract value	£360,366.80

### ACCESS\*

Patients seen in 24 months	Total	Change since previous quarter
Quarter ending September 2018	4,608	
Quarter ending December 2018	4,636	→
Quarter ending March 2019	4,683	→
Quarter ending June 2019	4,701	→
Quarter ending September 2019	4,717	→
<b>Variance since September 2018</b>	<b>2.4%</b>	<b>↑</b>



### ACTIVITY



Month	Adjusted Scheduled Activity (UDA)	
	2019	2020
April	485	400
May	1,585	1,349
June	2,300	2,043
July	3,935	3,357
August	4,751	3,875
September	5,669	5,356
October	6,973	
November	8,176	
December	8,959	
January	10,188	
February	11,344	
March	12,705	
April	13,207	
May	13,208	
June	13,208	

### QUALITY

	Quantity	Base Number	Contract	AT	Region	England
% of FP17s for the same patient ID Re-attending within 3 months - Children	53	632	8.4%	10.2%	12.1%	11.5%
% of FP17s for the same patient ID Re-attending within 3 months - Adults	372	2,360	15.8%	14.1%	15.6%	15.4%
% of FP17s for the same patient ID Re-attending between 3 & 9 months - Children	358	632	56.6%	58.0%	61.2%	59.7%
% of FP17s for the same patient ID Re-attending between 3 & 9 months - Adults	1,169	2,360	49.5%	53.2%	54.3%	51.7%
% of FP17s for Band 1 Urgent Courses	223	2,504	8.9%	8.4%	9.1%	9.2%
% of FP17s Relating to Free Repair or Replacements	20	2,504	0.8%	1.1%	0.9%	0.7%
% of FP17s Relating to Continuations	43	2,504	1.7%	1.2%	1.0%	0.8%
% of Patients satisfied with the dentistry they have received	2	2	N/A	96.2%	94.4%	93.5%
% of Patients satisfied with the time they had to wait for an appointment	2	2	N/A	91.7%	88.1%	87.4%

\* This is based on patients treated on this contract for their most recent course of treatment. Figures in italics indicate the base number of FP17s or Patient Questionnaire responses are less than 100. N/A is shown where the base number of responses is less than 10 during the period. % is calculated as Quantity/Base number\*100

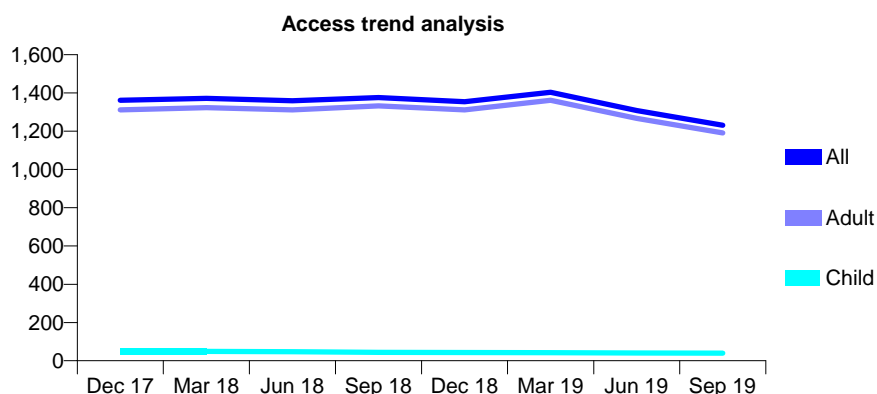
## Q49 - Vital Signs At a Glance Contract Report for 830631/0001 - September 2019

Name or company name	MR ME LITTLE
Contract type name	GDS Contract
Purpose of contract	General
Contract start date	01/04/2006
Contract end date	

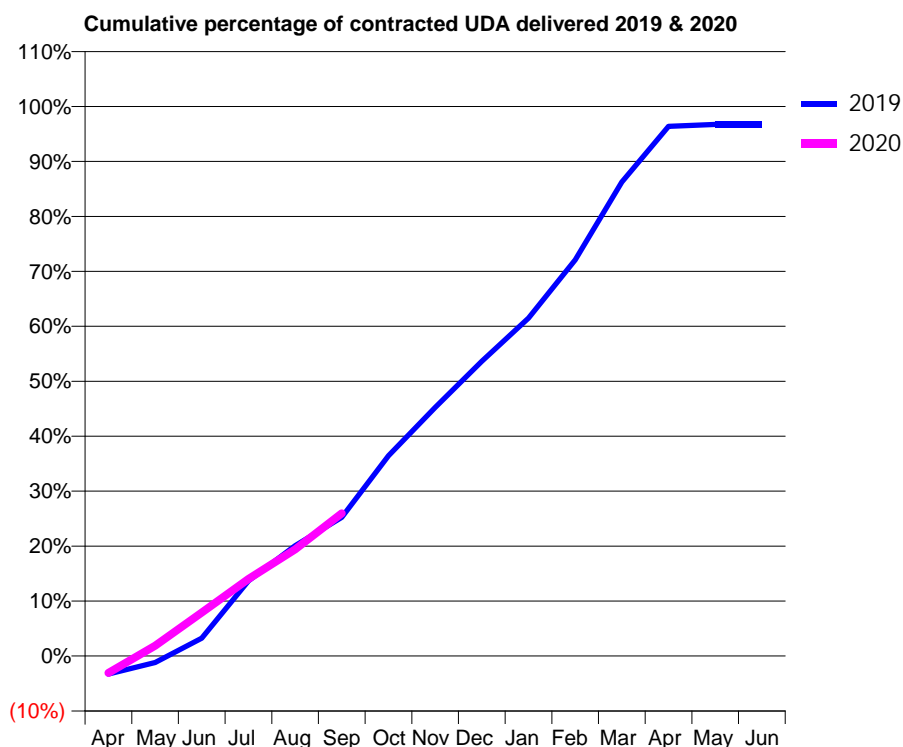
19/20 Contracted general activity (UDA)	3,674
Carry forward general activity (UDA)	120
19/20 Contracted orthodontic activity (UOA)	0
Carry forward orthodontic activity (UOA)	0
Baseline contract value	£127,176.60

### ACCESS\*

Patients seen in 24 months	Total	Change since previous quarter
Quarter ending September 2018	1,376	
Quarter ending December 2018	1,354	↓
Quarter ending March 2019	1,403	↑
Quarter ending June 2019	1,308	↓
Quarter ending September 2019	1,231	↓
<b>Variance since September 2018</b>	<b>(10.5%)</b>	<b>↓</b>



### ACTIVITY



Month	Adjusted Scheduled Activity (UDA)	
	2019	2020
April	-121	-114
May	-44	69
June	119	290
July	502	516
August	738	714
September	928	954
October	1,339	
November	1,662	
December	1,970	
January	2,259	
February	2,648	
March	3,168	
April	3,541	
May	3,553	
June	3,553	

### QUALITY

	Quantity	Base Number	Contract	AT	Region	England
% of FP17s for the same patient ID Re-attending within 3 months - Children	0	21	0.0%	10.2%	12.1%	11.5%
% of FP17s for the same patient ID Re-attending within 3 months - Adults	19	368	5.2%	14.1%	15.6%	15.4%
% of FP17s for the same patient ID Re-attending between 3 & 9 months - Children	8	21	38.1%	58.0%	61.2%	59.7%
% of FP17s for the same patient ID Re-attending between 3 & 9 months - Adults	140	368	38.0%	53.2%	54.3%	51.7%
% of FP17s for Band 1 Urgent Courses	0	282	0.0%	8.4%	9.1%	9.2%
% of FP17s Relating to Free Repair or Replacements	0	282	0.0%	1.1%	0.9%	0.7%
% of FP17s Relating to Continuations	0	282	0.0%	1.2%	1.0%	0.8%
% of Patients satisfied with the dentistry they have received	0	0	N/A	96.2%	94.4%	93.5%
% of Patients satisfied with the time they had to wait for an appointment	0	0	N/A	91.7%	88.1%	87.4%

\* This is based on patients treated on this contract for their most recent course of treatment. Figures in italics indicate the base number of FP17s or Patient Questionnaire responses are less than 100. N/A is shown where the base number of responses is less than 10 during the period. % is calculated as Quantity/Base number\*100

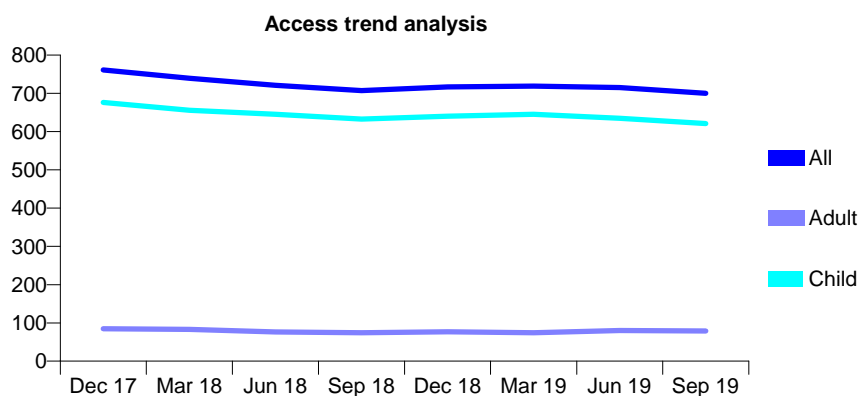
## Q49 - Vital Signs At a Glance Contract Report for 836184/0001 - September 2019

Name or company name	MR JS BREEDON
Contract type name	GDS Contract
Purpose of contract	General and Orthodontic
Contract start date	01/04/2006
Contract end date	

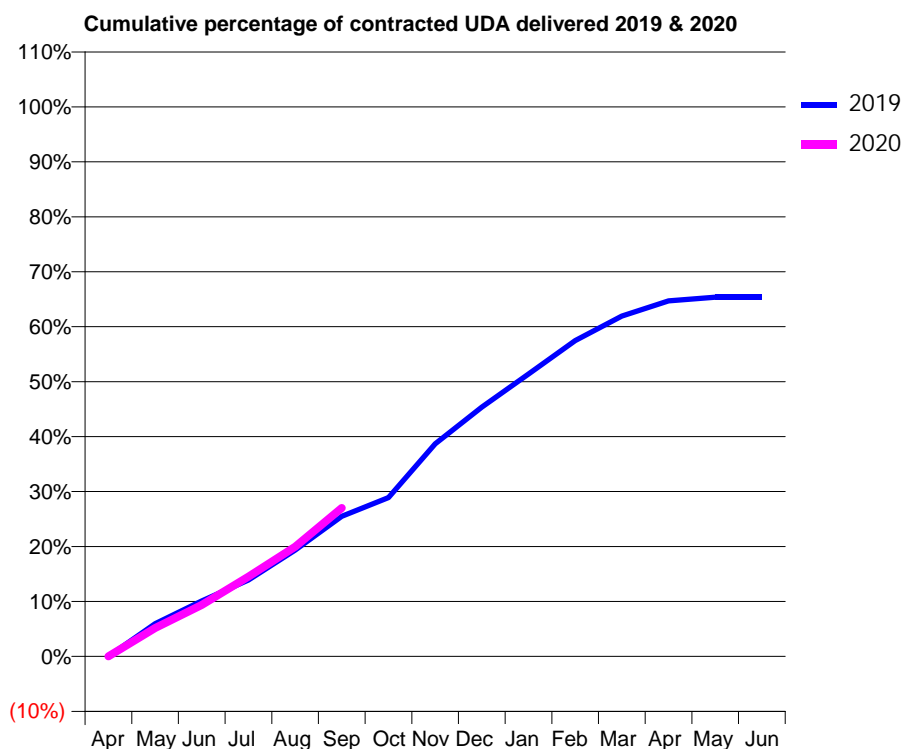
19/20 Contracted general activity (UDA)	2,100
Carry forward general activity (UDA)	0
19/20 Contracted orthodontic activity (UOA)	0
Carry forward orthodontic activity (UOA)	0
Baseline contract value	£52,195.89

### ACCESS\*

Patients seen in 24 months	Total	Change since previous quarter
Quarter ending September 2018	707	
Quarter ending December 2018	717	→
Quarter ending March 2019	719	→
Quarter ending June 2019	715	→
Quarter ending September 2019	700	↓
<b>Variance since September 2018</b>	<b>(1.0%)</b>	<b>→</b>



### ACTIVITY



Month	Adjusted Scheduled Activity (UDA)	
	2019	2020
April	0	0
May	125	109
June	212	197
July	292	305
August	406	419
September	535	567
October	607	
November	812	
December	953	
January	1,079	
February	1,207	
March	1,300	
April	1,358	
May	1,372	
June	1,372	

### QUALITY

	Quantity	Base Number	Contract	AT	Region	England
% of FP17s for the same patient ID Re-attending within 3 months - Children	13	492	2.6%	10.2%	12.1%	11.5%
% of FP17s for the same patient ID Re-attending within 3 months - Adults	0	0	N/A	14.1%	15.6%	15.4%
% of FP17s for the same patient ID Re-attending between 3 & 9 months - Children	363	492	73.8%	58.0%	61.2%	59.7%
% of FP17s for the same patient ID Re-attending between 3 & 9 months - Adults	0	0	N/A	53.2%	54.3%	51.7%
% of FP17s for Band 1 Urgent Courses	2	425	0.5%	8.4%	9.1%	9.2%
% of FP17s Relating to Free Repair or Replacements	0	425	0.0%	1.1%	0.9%	0.7%
% of FP17s Relating to Continuations	2	425	0.5%	1.2%	1.0%	0.8%
% of Patients satisfied with the dentistry they have received	0	0	N/A	96.2%	94.4%	93.5%
% of Patients satisfied with the time they had to wait for an appointment	0	0	N/A	91.7%	88.1%	87.4%

\* This is based on patients treated on this contract for their most recent course of treatment. Figures in italics indicate the base number of FP17s or Patient Questionnaire responses are less than 100. N/A is shown where the base number of responses is less than 10 during the period. % is calculated as Quantity/Base number\*100

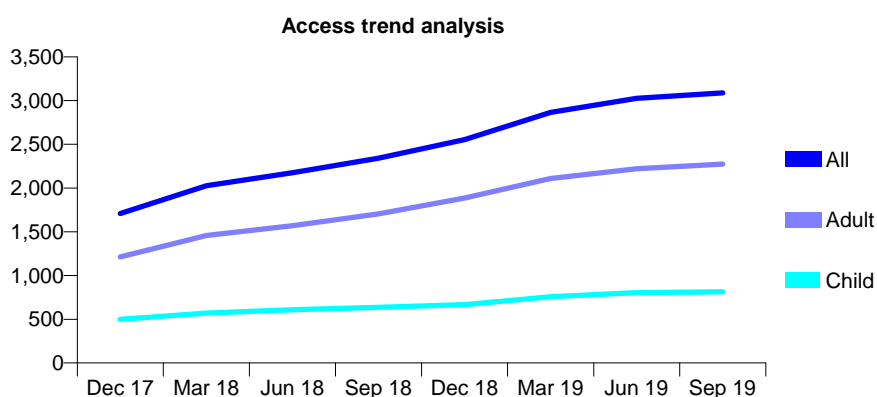
## Q49 - Vital Signs At a Glance Contract Report for 840505/0001 - September 2019

Name or company name	MISS E MATHER
Contract type name	GDS Contract
Purpose of contract	General
Contract start date	01/04/2006
Contract end date	

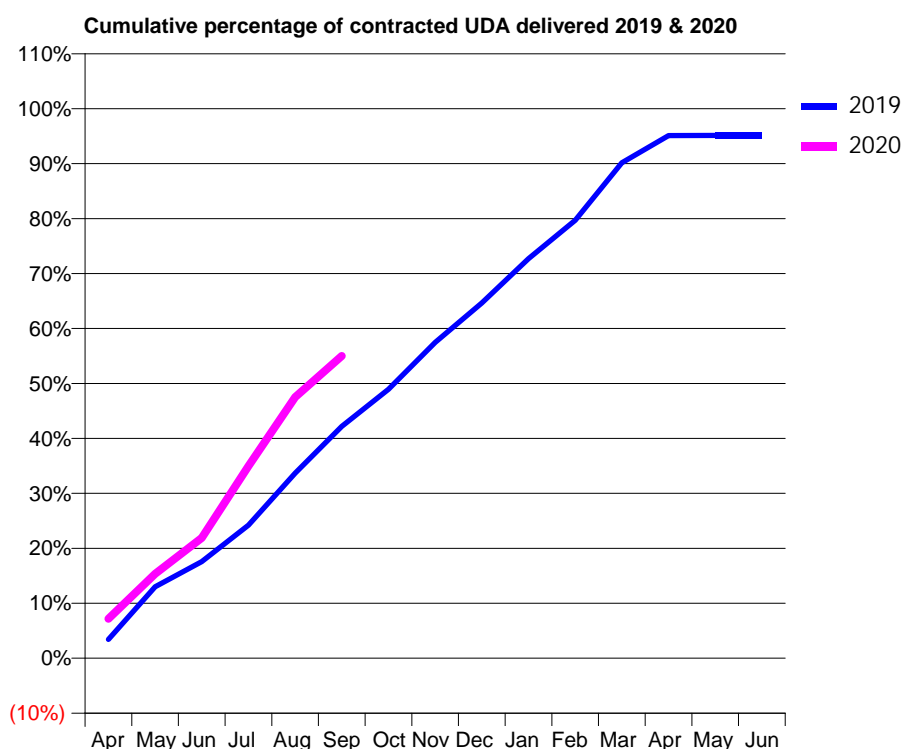
19/20 Contracted general activity (UDA)	6,020
Carry forward general activity (UDA)	0
19/20 Contracted orthodontic activity (UOA)	0
Carry forward orthodontic activity (UOA)	0
Baseline contract value	£152,588.06

### ACCESS\*

Patients seen in 24 months	Total	Change since previous quarter
Quarter ending September 2018	2,341	
Quarter ending December 2018	2,553	↑
Quarter ending March 2019	2,865	↑
Quarter ending June 2019	3,026	↑
Quarter ending September 2019	3,089	↑
<b>Variance since September 2018</b>	<b>32.0%</b>	<b>↑</b>



### ACTIVITY



Month	2019	2020
April	224	433
May	847	925
June	1,147	1,319
July	1,579	2,104
August	2,195	2,861
September	2,751	3,311
October	3,190	
November	3,748	
December	4,214	
January	4,741	
February	5,195	
March	5,877	
April	6,200	
May	6,204	
June	6,204	

### QUALITY

	Quantity	Base Number	Contract	AT	Region	England
% of FP17s for the same patient ID Re-attending within 3 months - Children	70	730	9.6%	10.2%	12.1%	11.5%
% of FP17s for the same patient ID Re-attending within 3 months - Adults	311	1,911	16.3%	14.1%	15.6%	15.4%
% of FP17s for the same patient ID Re-attending between 3 & 9 months - Children	472	730	64.7%	58.0%	61.2%	59.7%
% of FP17s for the same patient ID Re-attending between 3 & 9 months - Adults	1,140	1,911	59.7%	53.2%	54.3%	51.7%
% of FP17s for Band 1 Urgent Courses	167	2,023	8.3%	8.4%	9.1%	9.2%
% of FP17s Relating to Free Repair or Replacements	13	2,023	0.6%	1.1%	0.9%	0.7%
% of FP17s Relating to Continuations	41	2,023	2.0%	1.2%	1.0%	0.8%
% of Patients satisfied with the dentistry they have received	2	2	N/A	96.2%	94.4%	93.5%
% of Patients satisfied with the time they had to wait for an appointment	2	2	N/A	91.7%	88.1%	87.4%

\* This is based on patients treated on this contract for their most recent course of treatment.

Figures in italics indicate the base number of FP17s or Patient Questionnaire responses are less than 100. N/A is shown where the base number of responses is less than 10 during the period. % is calculated as Quantity/Base number\*100



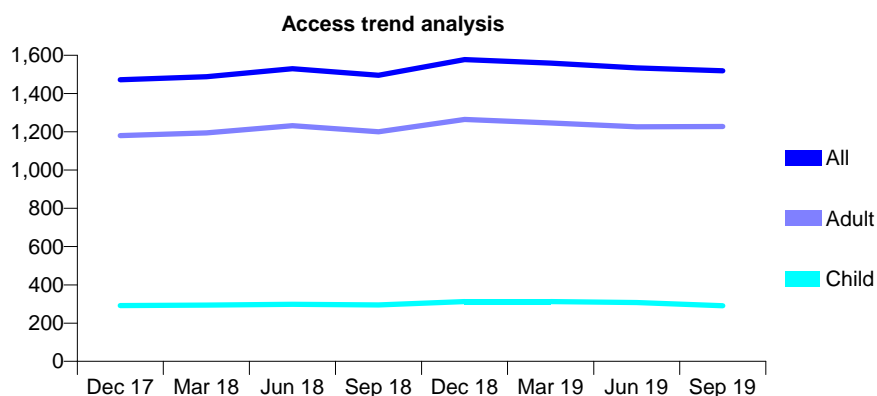
## Q49 - Vital Signs At a Glance Contract Report for 840645/0001 - September 2019

Name or company name	MR KS BAMRAH
Contract type name	GDS Contract
Purpose of contract	General
Contract start date	01/04/2006
Contract end date	

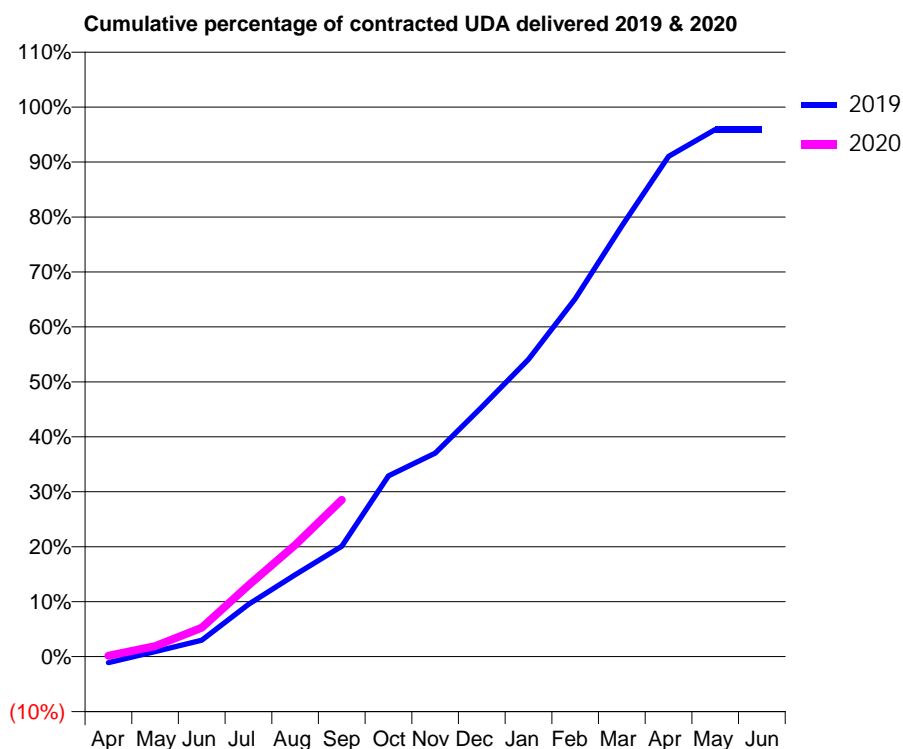
19/20 Contracted general activity (UDA)	10,061
Carry forward general activity (UDA)	0
19/20 Contracted orthodontic activity (UOA)	0
Carry forward orthodontic activity (UOA)	0
Baseline contract value	£267,854.89

### ACCESS\*

Patients seen in 24 months	Total	Change since previous quarter
Quarter ending September 2018	1,495	
Quarter ending December 2018	1,577	↑
Quarter ending March 2019	1,559	↓
Quarter ending June 2019	1,534	↓
Quarter ending September 2019	1,519	→
<b>Variance since September 2018</b>	<b>1.6%</b>	<b>→</b>



### ACTIVITY



Month	Adjusted Scheduled Activity (UDA)	
	2019	2020
April	-111	15
May	92	193
June	302	528
July	958	1,306
August	1,497	2,045
September	2,021	2,871
October	3,309	
November	3,727	
December	4,570	
January	5,443	
February	6,552	
March	7,881	
April	9,157	
May	9,650	
June	9,650	

### QUALITY

	Quantity	Base Number	Contract	AT	Region	England
% of FP17s for the same patient ID Re-attending within 3 months - Children	23	160	14.4%	10.2%	12.1%	11.5%
% of FP17s for the same patient ID Re-attending within 3 months - Adults	154	697	22.1%	14.1%	15.6%	15.4%
% of FP17s for the same patient ID Re-attending between 3 & 9 months - Children	59	160	36.9%	58.0%	61.2%	59.7%
% of FP17s for the same patient ID Re-attending between 3 & 9 months - Adults	261	697	37.4%	53.2%	54.3%	51.7%
% of FP17s for Band 1 Urgent Courses	133	650	20.5%	8.4%	9.1%	9.2%
% of FP17s Relating to Free Repair or Replacements	9	650	1.4%	1.1%	0.9%	0.7%
% of FP17s Relating to Continuations	1	650	0.2%	1.2%	1.0%	0.8%
% of Patients satisfied with the dentistry they have received	0	0	N/A	96.2%	94.4%	93.5%
% of Patients satisfied with the time they had to wait for an appointment	0	0	N/A	91.7%	88.1%	87.4%

\* This is based on patients treated on this contract for their most recent course of treatment. Figures in italics indicate the base number of FP17s or Patient Questionnaire responses are less than 100. N/A is shown where the base number of responses is less than 10 during the period. % is calculated as Quantity/Base number\*100

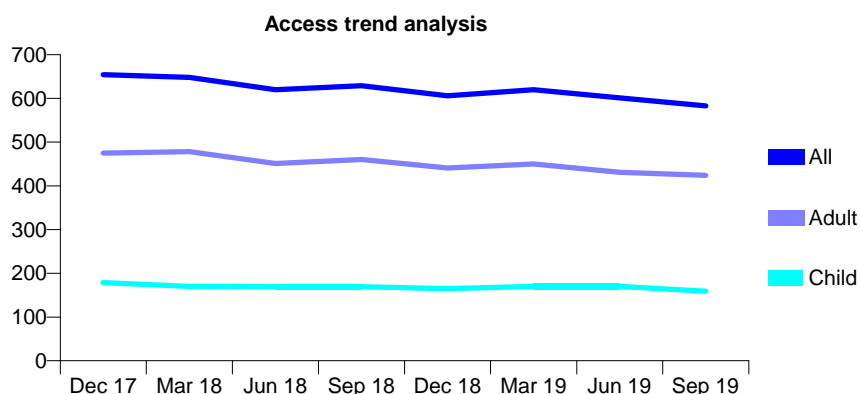
## Q49 - Vital Signs At a Glance Contract Report for 840645/0002 - September 2019

Name or company name	MR KS BAMRAH
Contract type name	GDS Contract
Purpose of contract	General
Contract start date	01/04/2006
Contract end date	

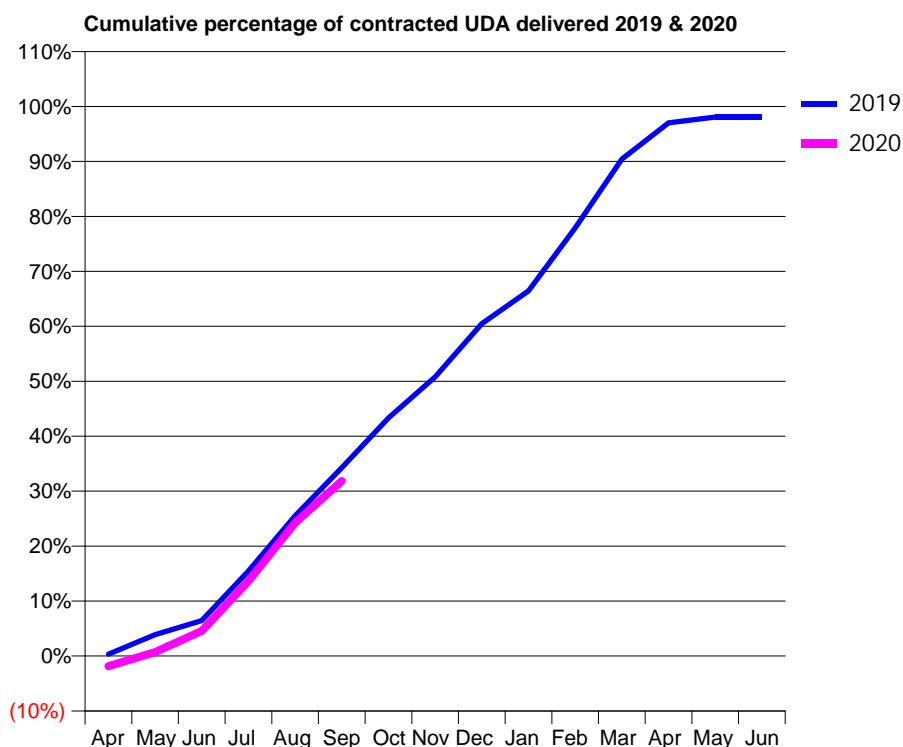
19/20 Contracted general activity (UDA)	3,407
Carry forward general activity (UDA)	66
19/20 Contracted orthodontic activity (UOA)	0
Carry forward orthodontic activity (UOA)	0
Baseline contract value	£73,934.68

### ACCESS\*

Patients seen in 24 months	Total	Change since previous quarter
Quarter ending September 2018	629	
Quarter ending December 2018	606	↓
Quarter ending March 2019	620	↑
Quarter ending June 2019	601	↓
Quarter ending September 2019	583	↓
<b>Variance since September 2018</b>	<b>(7.3%)</b>	<b>↓</b>



### ACTIVITY



Month	Adjusted Scheduled Activity (UDA)	
	2019	2020
April	11	-63
May	132	24
June	219	155
July	527	465
August	869	828
September	1,168	1,085
October	1,476	
November	1,731	
December	2,061	
January	2,264	
February	2,654	
March	3,080	
April	3,305	
May	3,341	
June	3,341	

### QUALITY

	Quantity	Base Number	Contract	AT	Region	England
% of FP17s for the same patient ID Re-attending within 3 months - Children	13	95	13.7%	10.2%	12.1%	11.5%
% of FP17s for the same patient ID Re-attending within 3 months - Adults	40	225	17.8%	14.1%	15.6%	15.4%
% of FP17s for the same patient ID Re-attending between 3 & 9 months - Children	41	95	43.2%	58.0%	61.2%	59.7%
% of FP17s for the same patient ID Re-attending between 3 & 9 months - Adults	90	225	40.0%	53.2%	54.3%	51.7%
% of FP17s for Band 1 Urgent Courses	56	284	19.7%	8.4%	9.1%	9.2%
% of FP17s Relating to Free Repair or Replacements	4	284	1.4%	1.1%	0.9%	0.7%
% of FP17s Relating to Continuations	2	284	0.7%	1.2%	1.0%	0.8%
% of Patients satisfied with the dentistry they have received	0	0	N/A	96.2%	94.4%	93.5%
% of Patients satisfied with the time they had to wait for an appointment	0	0	N/A	91.7%	88.1%	87.4%

\* This is based on patients treated on this contract for their most recent course of treatment. Figures in italics indicate the base number of FP17s or Patient Questionnaire responses are less than 100. N/A is shown where the base number of responses is less than 10 during the period. % is calculated as Quantity/Base number\*100

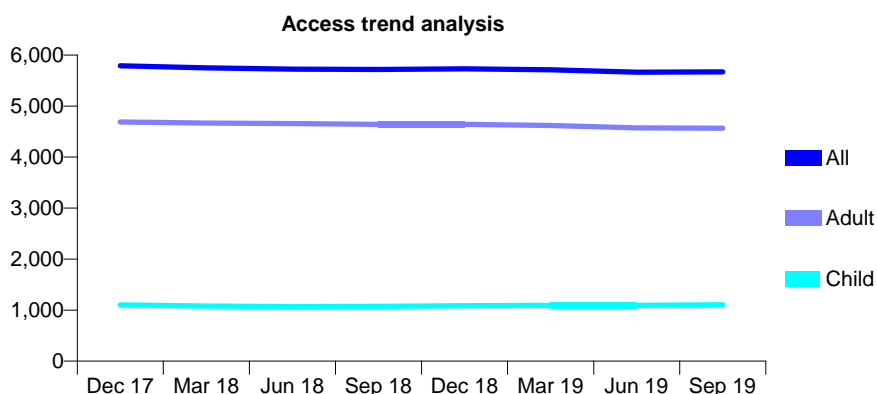
## Q49 - Vital Signs At a Glance Contract Report for 858358/0001 - September 2019

Name or company name	MR RG SMITH
Contract type name	GDS Contract
Purpose of contract	General
Contract start date	06/04/2011
Contract end date	

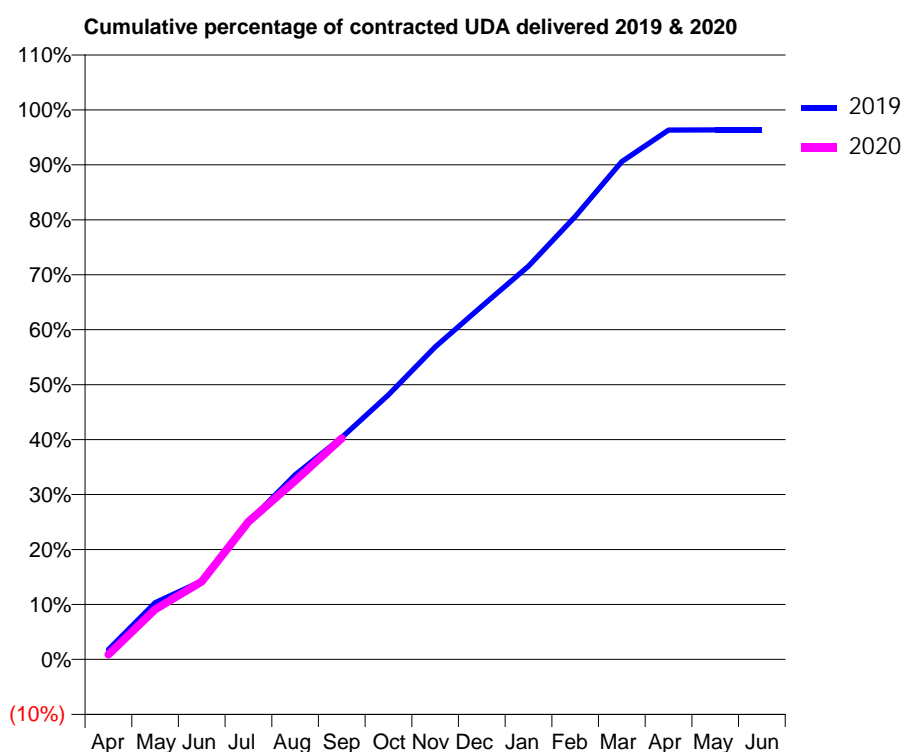
19/20 Contracted general activity (UDA)	16,808
Carry forward general activity (UDA)	613
19/20 Contracted orthodontic activity (UOA)	0
Carry forward orthodontic activity (UOA)	0
Baseline contract value	£373,173.81

### ACCESS\*

Patients seen in 24 months	Total	Change since previous quarter
Quarter ending September 2018	5,720	
Quarter ending December 2018	5,730	→
Quarter ending March 2019	5,711	→
Quarter ending June 2019	5,665	→
Quarter ending September 2019	5,672	→
<b>Variance since September 2018</b>	<b>(0.8%)</b>	→



### ACTIVITY



Month	2019	2020
April	304	149
May	1,737	1,533
June	2,397	2,381
July	4,204	4,212
August	5,649	5,462
September	6,788	6,759
October	8,094	
November	9,559	
December	10,802	
January	12,029	
February	13,546	
March	15,225	
April	16,190	
May	16,194	
June	16,195	

### QUALITY

	Quantity	Base Number	Contract	AT	Region	England
% of FP17s for the same patient ID Re-attending within 3 months - Children	68	807	8.4%	10.2%	12.1%	11.5%
% of FP17s for the same patient ID Re-attending within 3 months - Adults	559	3,443	16.2%	14.1%	15.6%	15.4%
% of FP17s for the same patient ID Re-attending between 3 & 9 months - Children	433	807	53.7%	58.0%	61.2%	59.7%
% of FP17s for the same patient ID Re-attending between 3 & 9 months - Adults	2,122	3,443	61.6%	53.2%	54.3%	51.7%
% of FP17s for Band 1 Urgent Courses	437	3,622	12.1%	8.4%	9.1%	9.2%
% of FP17s Relating to Free Repair or Replacements	57	3,622	1.6%	1.1%	0.9%	0.7%
% of FP17s Relating to Continuations	19	3,622	0.5%	1.2%	1.0%	0.8%
% of Patients satisfied with the dentistry they have received	1	1	N/A	96.2%	94.4%	93.5%
% of Patients satisfied with the time they had to wait for an appointment	1	1	N/A	91.7%	88.1%	87.4%

\* This is based on patients treated on this contract for their most recent course of treatment. Figures in italics indicate the base number of FP17s or Patient Questionnaire responses are less than 100. N/A is shown where the base number of responses is less than 10 during the period. % is calculated as Quantity/Base number\*100

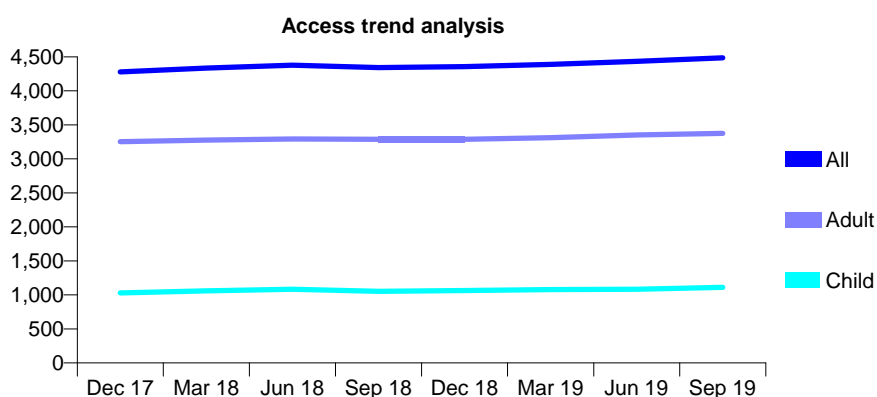
## Q49 - Vital Signs At a Glance Contract Report for 866253/0001 - September 2019

Name or company name	MR LB FERGUSON
Contract type name	GDS Contract
Purpose of contract	General
Contract start date	01/04/2010
Contract end date	

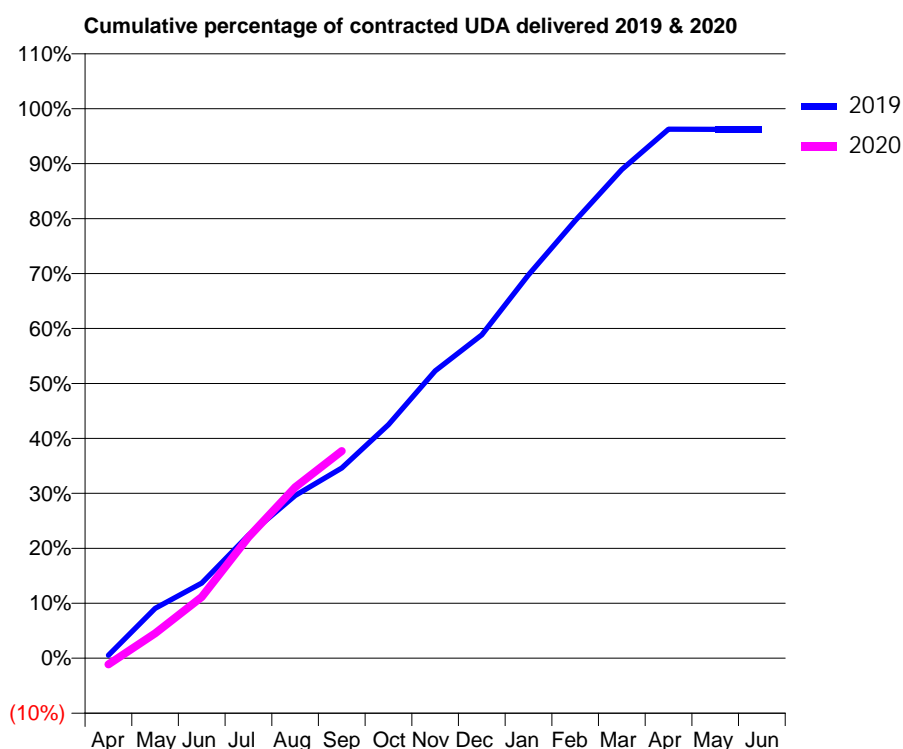
19/20 Contracted general activity (UDA)	10,475
Carry forward general activity (UDA)	394
19/20 Contracted orthodontic activity (UOA)	0
Carry forward orthodontic activity (UOA)	0
Baseline contract value	£232,578.86

### ACCESS\*

Patients seen in 24 months	Total	Change since previous quarter
Quarter ending September 2018	4,342	
Quarter ending December 2018	4,356	→
Quarter ending March 2019	4,389	→
Quarter ending June 2019	4,434	→
Quarter ending September 2019	4,486	→
<b>Variance since September 2018</b>	<b>3.3%</b>	<b>↑</b>



### ACTIVITY



Month	2019	2020
April	58	-118
May	952	473
June	1,432	1,169
July	2,345	2,309
August	3,104	3,260
September	3,626	3,950
October	4,453	
November	5,477	
December	6,163	
January	7,306	
February	8,340	
March	9,314	
April	10,084	
May	10,081	
June	10,081	

### QUALITY

	Quantity	Base Number	Contract	AT	Region	England
% of FP17s for the same patient ID Re-attending within 3 months - Children	54	839	6.4%	10.2%	12.1%	11.5%
% of FP17s for the same patient ID Re-attending within 3 months - Adults	269	2,425	11.1%	14.1%	15.6%	15.4%
% of FP17s for the same patient ID Re-attending between 3 & 9 months - Children	476	839	56.7%	58.0%	61.2%	59.7%
% of FP17s for the same patient ID Re-attending between 3 & 9 months - Adults	1,475	2,425	60.8%	53.2%	54.3%	51.7%
% of FP17s for Band 1 Urgent Courses	139	2,346	5.9%	8.4%	9.1%	9.2%
% of FP17s Relating to Free Repair or Replacements	29	2,346	1.2%	1.1%	0.9%	0.7%
% of FP17s Relating to Continuations	8	2,346	0.3%	1.2%	1.0%	0.8%
% of Patients satisfied with the dentistry they have received	3	3	N/A	96.2%	94.4%	93.5%
% of Patients satisfied with the time they had to wait for an appointment	3	3	N/A	91.7%	88.1%	87.4%

\* This is based on patients treated on this contract for their most recent course of treatment.

Figures in italics indicate the base number of FP17s or Patient Questionnaire responses are less than 100. N/A is shown where the base number of responses is less than 10 during the period. % is calculated as Quantity/Base number\*100

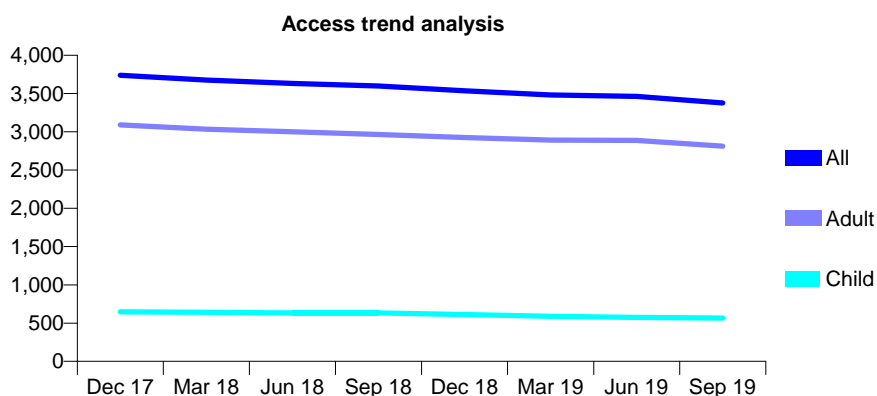
## Q49 - Vital Signs At a Glance Contract Report for 907979/0001 - September 2019

Name or company name	MR GA CONLON
Contract type name	GDS Contract
Purpose of contract	General
Contract start date	01/04/2006
Contract end date	

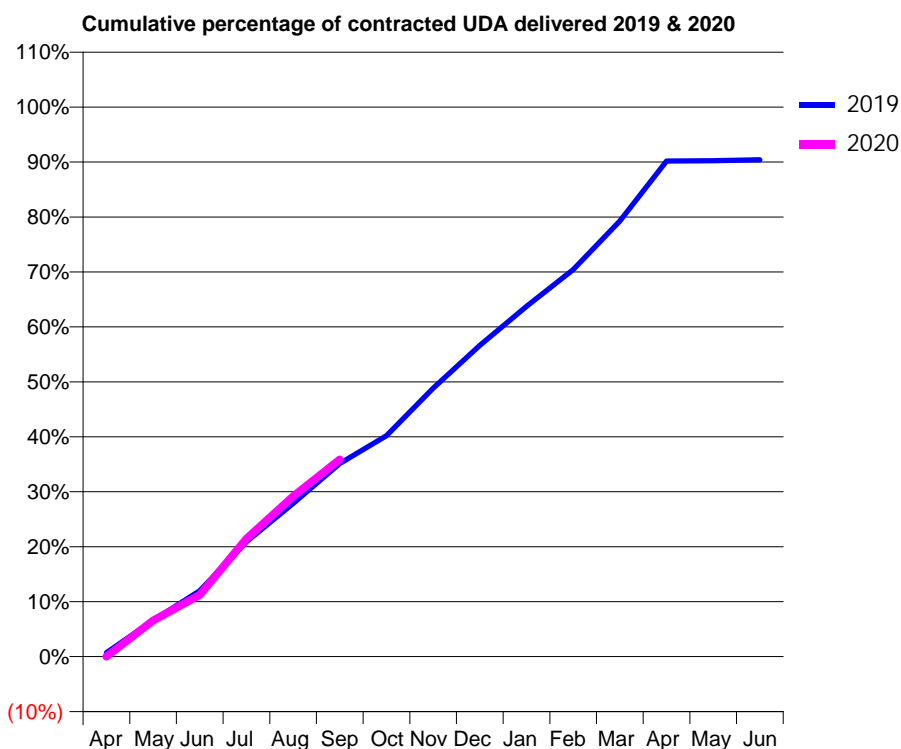
19/20 Contracted general activity (UDA)	11,000
Carry forward general activity (UDA)	0
19/20 Contracted orthodontic activity (UOA)	0
Carry forward orthodontic activity (UOA)	0
Baseline contract value	£244,465.03

### ACCESS\*

Patients seen in 24 months	Total	Change since previous quarter
Quarter ending September 2018	3,598	
Quarter ending December 2018	3,536	↓
Quarter ending March 2019	3,481	↓
Quarter ending June 2019	3,463	→
Quarter ending September 2019	3,377	↓
<b>Variance since September 2018</b>	<b>(6.1%)</b>	<b>↓</b>



### ACTIVITY



Month	Adjusted Scheduled Activity (UDA)	
	2019	2020
April	79	0
May	728	721
June	1,320	1,233
July	2,300	2,360
August	3,069	3,211
September	3,866	3,947
October	4,422	
November	5,375	
December	6,230	
January	7,011	
February	7,748	
March	8,718	
April	9,922	
May	9,927	
June	9,945	

### QUALITY

	Quantity	Base Number	Contract	AT	Region	England
% of FP17s for the same patient ID Re-attending within 3 months - Children	21	381	5.5%	10.2%	12.1%	11.5%
% of FP17s for the same patient ID Re-attending within 3 months - Adults	314	2,052	15.3%	14.1%	15.6%	15.4%
% of FP17s for the same patient ID Re-attending between 3 & 9 months - Children	203	381	53.3%	58.0%	61.2%	59.7%
% of FP17s for the same patient ID Re-attending between 3 & 9 months - Adults	1,108	2,052	54.0%	53.2%	54.3%	51.7%
% of FP17s for Band 1 Urgent Courses	5	1,954	0.3%	8.4%	9.1%	9.2%
% of FP17s Relating to Free Repair or Replacements	19	1,954	1.0%	1.1%	0.9%	0.7%
% of FP17s Relating to Continuations	44	1,954	2.3%	1.2%	1.0%	0.8%
% of Patients satisfied with the dentistry they have received	7	7	N/A	96.2%	94.4%	93.5%
% of Patients satisfied with the time they had to wait for an appointment	7	7	N/A	91.7%	88.1%	87.4%

\* This is based on patients treated on this contract for their most recent course of treatment. Figures in italics indicate the base number of FP17s or Patient Questionnaire responses are less than 100. N/A is shown where the base number of responses is less than 10 during the period. % is calculated as Quantity/Base number\*100

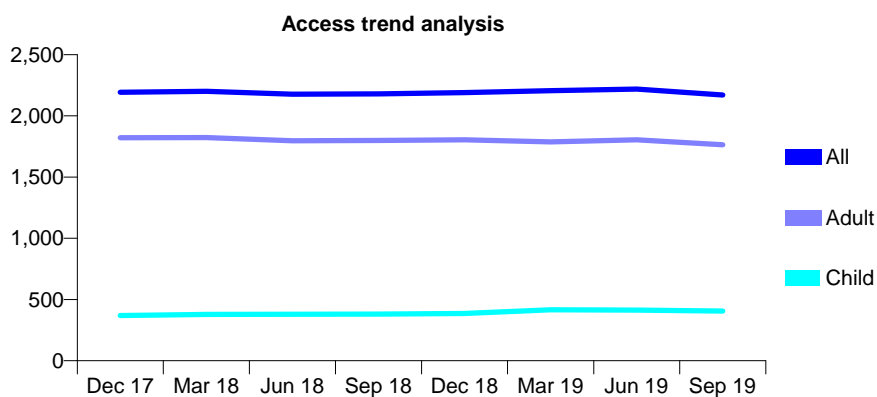
## Q49 - Vital Signs At a Glance Contract Report for 912948/0001 - September 2019

Name or company name	MR MF LEE
Contract type name	GDS Contract
Purpose of contract	General
Contract start date	01/04/2006
Contract end date	

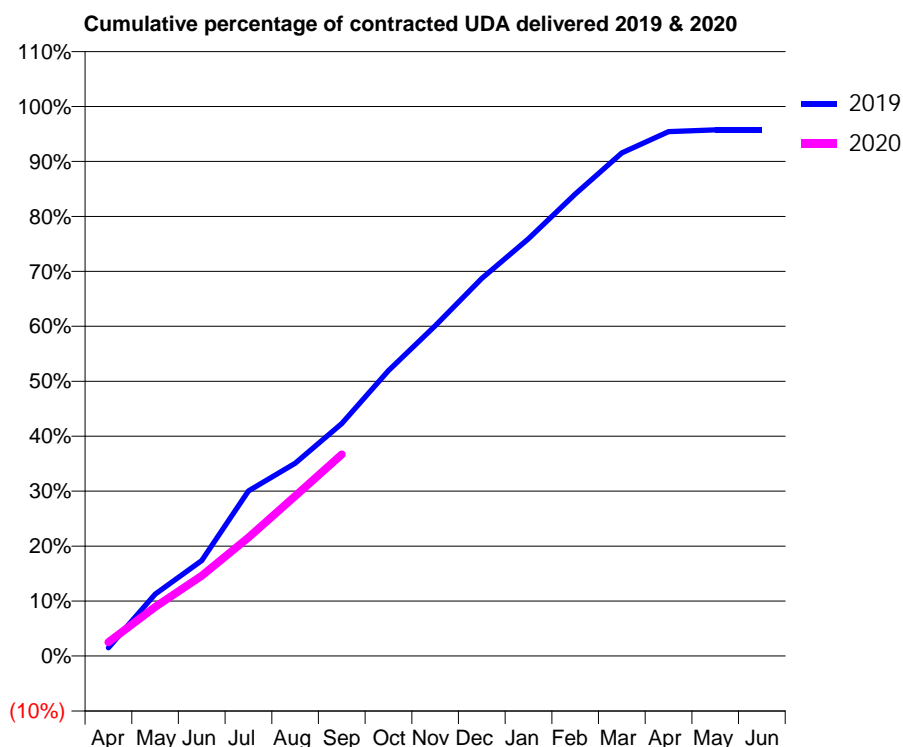
19/20 Contracted general activity (UDA)	6,547
Carry forward general activity (UDA)	0
19/20 Contracted orthodontic activity (UOA)	0
Carry forward orthodontic activity (UOA)	0
Baseline contract value	£176,774.53

### ACCESS\*

Patients seen in 24 months	Total	Change since previous quarter
Quarter ending September 2018	2,180	
Quarter ending December 2018	2,190	→
Quarter ending March 2019	2,205	→
Quarter ending June 2019	2,218	→
Quarter ending September 2019	2,170	↓
<b>Variance since September 2018</b>	<b>(0.5%)</b>	<b>→</b>



### ACTIVITY



Month	Adjusted Scheduled Activity (UDA)	
	2019	2020
April	98	165
May	738	583
June	1,136	957
July	1,966	1,411
August	2,296	1,906
September	2,771	2,401
October	3,401	
November	3,934	
December	4,498	
January	4,972	
February	5,504	
March	5,994	
April	6,246	
May	6,269	
June	6,269	

### QUALITY

	Quantity	Base Number	Contract	AT	Region	England
% of FP17s for the same patient ID Re-attending within 3 months - Children	31	262	11.8%	10.2%	12.1%	11.5%
% of FP17s for the same patient ID Re-attending within 3 months - Adults	75	939	8.0%	14.1%	15.6%	15.4%
% of FP17s for the same patient ID Re-attending between 3 & 9 months - Children	147	262	56.1%	58.0%	61.2%	59.7%
% of FP17s for the same patient ID Re-attending between 3 & 9 months - Adults	453	939	48.2%	53.2%	54.3%	51.7%
% of FP17s for Band 1 Urgent Courses	54	1,078	5.0%	8.4%	9.1%	9.2%
% of FP17s Relating to Free Repair or Replacements	0	1,078	0.0%	1.1%	0.9%	0.7%
% of FP17s Relating to Continuations	4	1,078	0.4%	1.2%	1.0%	0.8%
% of Patients satisfied with the dentistry they have received	1	1	N/A	96.2%	94.4%	93.5%
% of Patients satisfied with the time they had to wait for an appointment	1	1	N/A	91.7%	88.1%	87.4%

\* This is based on patients treated on this contract for their most recent course of treatment. Figures in italics indicate the base number of FP17s or Patient Questionnaire responses are less than 100. N/A is shown where the base number of responses is less than 10 during the period. % is calculated as Quantity/Base number\*100

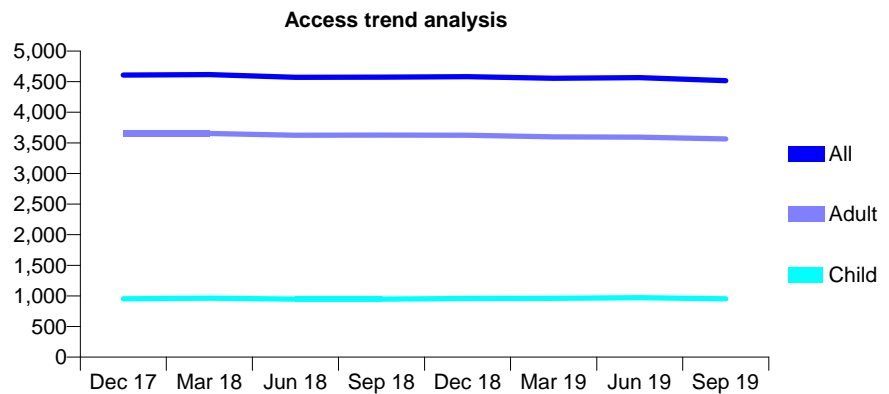
## Q49 - Vital Signs At a Glance Contract Report for 914223/0001 - September 2019

Name or company name	MR S TAYLOR
Contract type name	GDS Contract
Purpose of contract	General
Contract start date	01/04/2006
Contract end date	

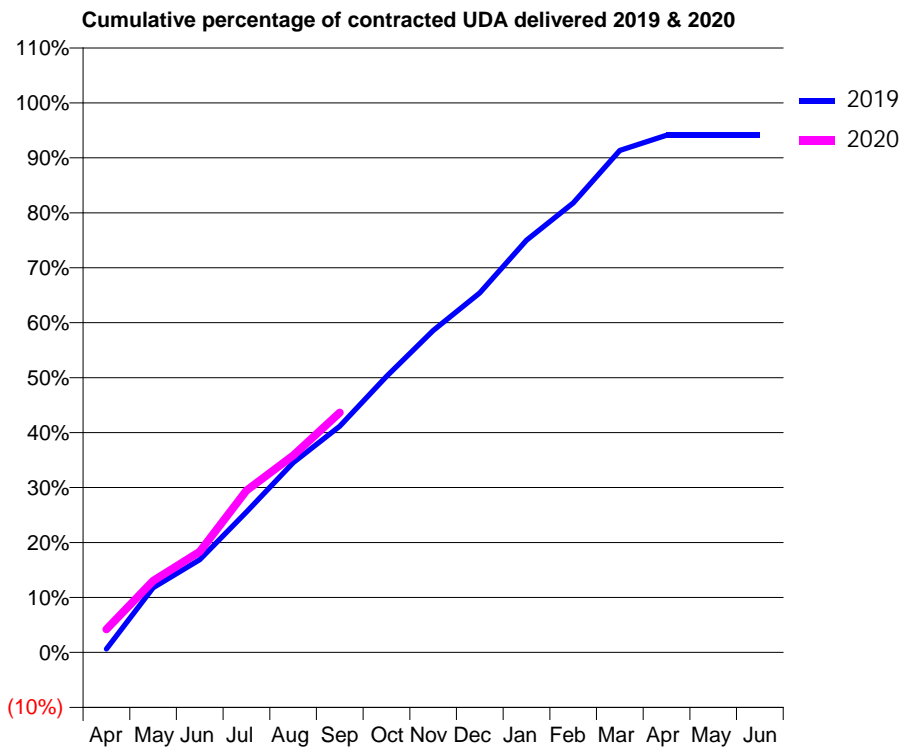
19/20 Contracted general activity (UDA)	12,600
Carry forward general activity (UDA)	0
19/20 Contracted orthodontic activity (UOA)	0
Carry forward orthodontic activity (UOA)	0
Baseline contract value	£383,555.79

### ACCESS\*

Patients seen in 24 months	Total	Change since previous quarter
Quarter ending September 2018	4,575	
Quarter ending December 2018	4,581	→
Quarter ending March 2019	4,556	→
Quarter ending June 2019	4,565	→
Quarter ending September 2019	4,518	↓
<b>Variance since September 2018</b>	<b>(1.2%)</b>	<b>↓</b>



### ACTIVITY



Month	2019	2020
April	79	530
May	1,486	1,643
June	2,128	2,310
July	3,221	3,710
August	4,349	4,513
September	5,188	5,499
October	6,328	
November	7,379	
December	8,245	
January	9,448	
February	10,305	
March	11,510	
April	11,856	
May	11,856	
June	11,856	

### QUALITY

	Quantity	Base Number	Contract	AT	Region	England
% of FP17s for the same patient ID Re-attending within 3 months - Children	49	667	7.3%	10.2%	12.1%	11.5%
% of FP17s for the same patient ID Re-attending within 3 months - Adults	355	2,618	13.6%	14.1%	15.6%	15.4%
% of FP17s for the same patient ID Re-attending between 3 & 9 months - Children	403	667	60.4%	58.0%	61.2%	59.7%
% of FP17s for the same patient ID Re-attending between 3 & 9 months - Adults	1,631	2,618	62.3%	53.2%	54.3%	51.7%
% of FP17s for Band 1 Urgent Courses	139	3,107	4.5%	8.4%	9.1%	9.2%
% of FP17s Relating to Free Repair or Replacements	43	3,107	1.4%	1.1%	0.9%	0.7%
% of FP17s Relating to Continuations	67	3,107	2.2%	1.2%	1.0%	0.8%
% of Patients satisfied with the dentistry they have received	1	1	N/A	96.2%	94.4%	93.5%
% of Patients satisfied with the time they had to wait for an appointment	1	1	N/A	91.7%	88.1%	87.4%

\* This is based on patients treated on this contract for their most recent course of treatment. Figures in italics indicate the base number of FP17s or Patient Questionnaire responses are less than 100. N/A is shown where the base number of responses is less than 10 during the period. % is calculated as Quantity/Base number\*100

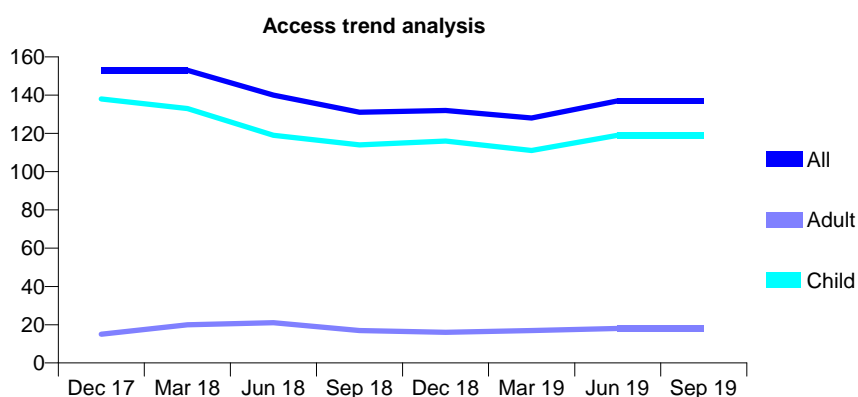
## Q49 - Vital Signs At a Glance Contract Report for 914797/0001 - September 2019

Name or company name	MR RJ PARKER
Contract type name	GDS Contract
Purpose of contract	General and Orthodontic
Contract start date	01/04/2006
Contract end date	

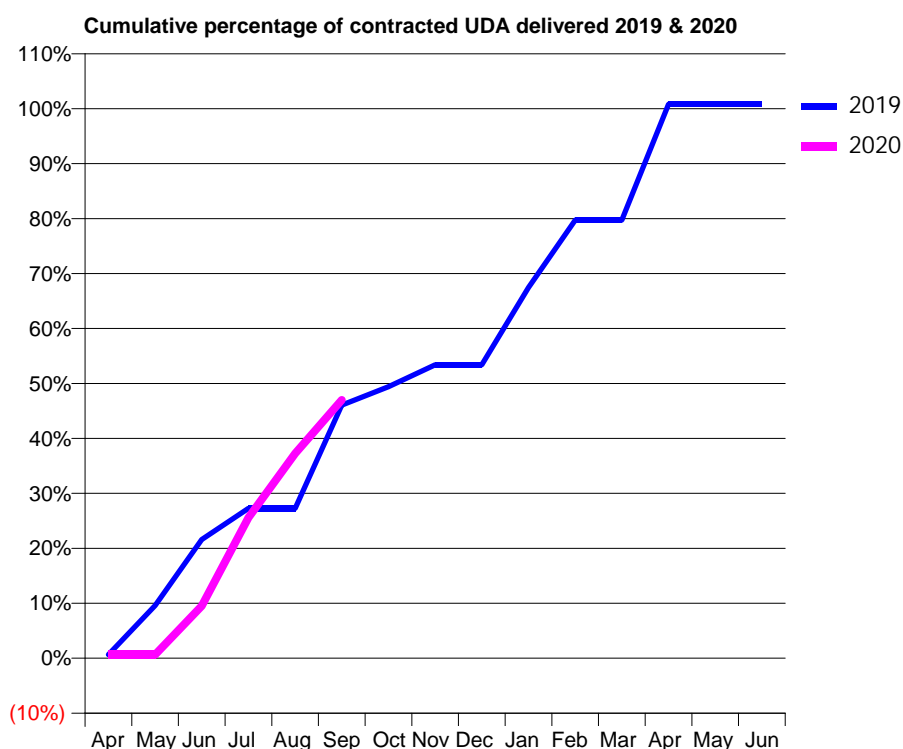
19/20 Contracted general activity (UDA)	300
Carry forward general activity (UDA)	-2
19/20 Contracted orthodontic activity (UOA)	810
Carry forward orthodontic activity (UOA)	-3
Baseline contract value	£61,284.46

### ACCESS\*

Patients seen in 24 months	Total	Change since previous quarter
Quarter ending September 2018	131	
Quarter ending December 2018	132	→
Quarter ending March 2019	128	↓
Quarter ending June 2019	137	↑
Quarter ending September 2019	137	→
<b>Variance since September 2018</b>	<b>4.6%</b>	<b>↑</b>



### ACTIVITY



Month	2019	2020
April	2	2
May	29	2
June	65	29
July	82	77
August	82	112
September	138	141
October	148	
November	160	
December	160	
January	202	
February	239	
March	239	
April	302	
May	302	
June	302	

### QUALITY

	Quantity	Base Number	Contract	AT	Region	England
% of FP17s for the same patient ID Re-attending within 3 months - Children	30	206	14.6%	10.2%	12.1%	11.5%
% of FP17s for the same patient ID Re-attending within 3 months - Adults	0	0	N/A	14.1%	15.6%	15.4%
% of FP17s for the same patient ID Re-attending between 3 & 9 months - Children	80	206	38.8%	58.0%	61.2%	59.7%
% of FP17s for the same patient ID Re-attending between 3 & 9 months - Adults	0	0	N/A	53.2%	54.3%	51.7%
% of FP17s for Band 1 Urgent Courses	5	93	5.4%	8.4%	9.1%	9.2%
% of FP17s Relating to Free Repair or Replacements	0	93	0.0%	1.1%	0.9%	0.7%
% of FP17s Relating to Continuations	1	93	1.1%	1.2%	1.0%	0.8%
% of Patients satisfied with the dentistry they have received	0	0	N/A	96.2%	94.4%	93.5%
% of Patients satisfied with the time they had to wait for an appointment	0	0	N/A	91.7%	88.1%	87.4%

\* This is based on patients treated on this contract for their most recent course of treatment.

Figures in italics indicate the base number of FP17s or Patient Questionnaire responses are less than 100. N/A is shown where the base number of responses is less than 10 during the period. % is calculated as Quantity/Base number\*100



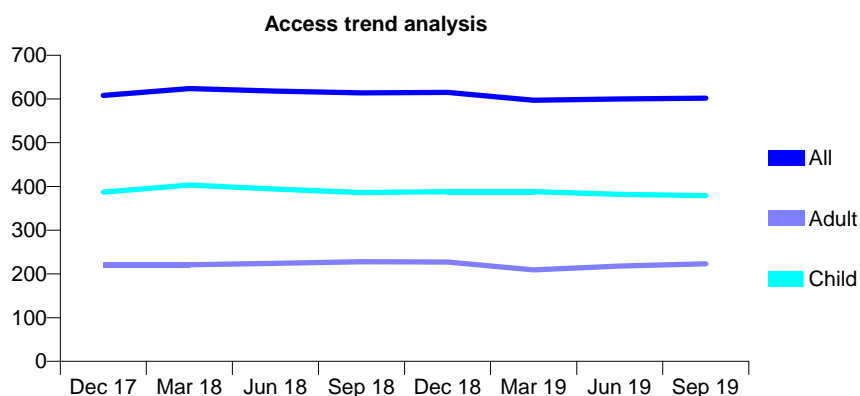
## Q49 - Vital Signs At a Glance Contract Report for 916870/0001 - September 2019

Name or company name	MR WD DOBLE
Contract type name	GDS Contract
Purpose of contract	General and Orthodontic
Contract start date	01/10/2013
Contract end date	

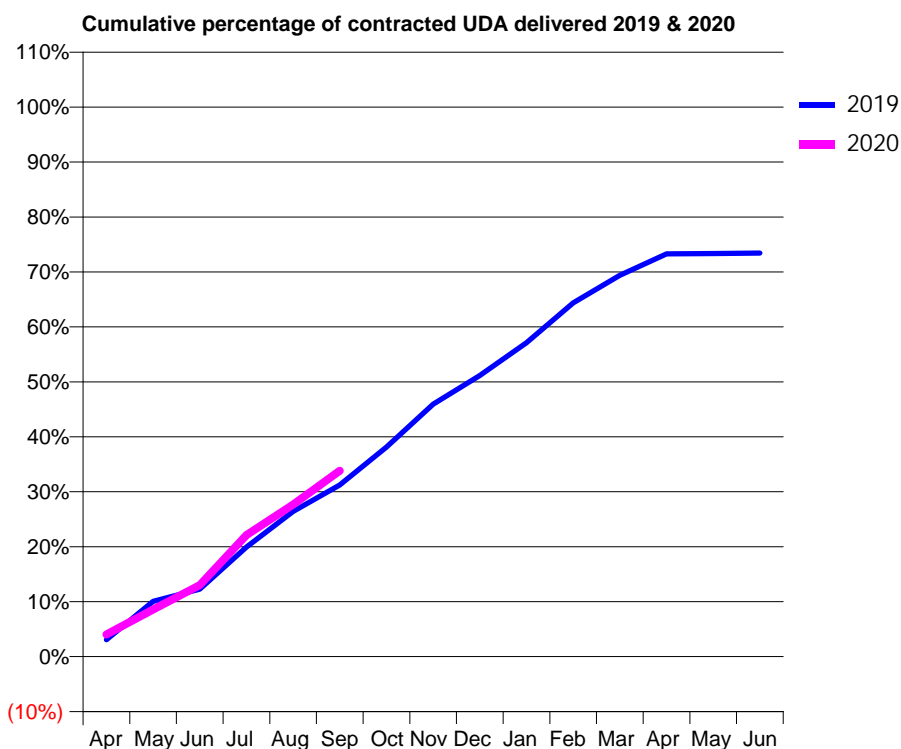
19/20 Contracted general activity (UDA)	1,921
Carry forward general activity (UDA)	0
19/20 Contracted orthodontic activity (UOA)	0
Carry forward orthodontic activity (UOA)	0
Baseline contract value	£48,670.98

### ACCESS\*

Patients seen in 24 months	Total	Change since previous quarter
Quarter ending September 2018	614	
Quarter ending December 2018	615	→
Quarter ending March 2019	597	↓
Quarter ending June 2019	600	→
Quarter ending September 2019	602	→
<b>Variance since September 2018</b>	<b>(2.0%)</b>	<b>↓</b>



### ACTIVITY



Month	Adjusted Scheduled Activity (UDA)	
	2019	2020
April	59	77
May	193	165
June	236	249
July	383	425
August	508	532
September	600	650
October	732	
November	883	
December	983	
January	1,097	
February	1,236	
March	1,333	
April	1,408	
May	1,409	
June	1,410	

### QUALITY

	Quantity	Base Number	Contract	AT	Region	England
% of FP17s for the same patient ID Re-attending within 3 months - Children	27	373	7.2%	10.2%	12.1%	11.5%
% of FP17s for the same patient ID Re-attending within 3 months - Adults	9	149	6.0%	14.1%	15.6%	15.4%
% of FP17s for the same patient ID Re-attending between 3 & 9 months - Children	284	373	76.1%	58.0%	61.2%	59.7%
% of FP17s for the same patient ID Re-attending between 3 & 9 months - Adults	103	149	69.1%	53.2%	54.3%	51.7%
% of FP17s for Band 1 Urgent Courses	16	472	3.4%	8.4%	9.1%	9.2%
% of FP17s Relating to Free Repair or Replacements	0	472	0.0%	1.1%	0.9%	0.7%
% of FP17s Relating to Continuations	0	472	0.0%	1.2%	1.0%	0.8%
% of Patients satisfied with the dentistry they have received	0	0	N/A	96.2%	94.4%	93.5%
% of Patients satisfied with the time they had to wait for an appointment	0	0	N/A	91.7%	88.1%	87.4%

\* This is based on patients treated on this contract for their most recent course of treatment. Figures in italics indicate the base number of FP17s or Patient Questionnaire responses are less than 100. N/A is shown where the base number of responses is less than 10 during the period. % is calculated as Quantity/Base number\*100

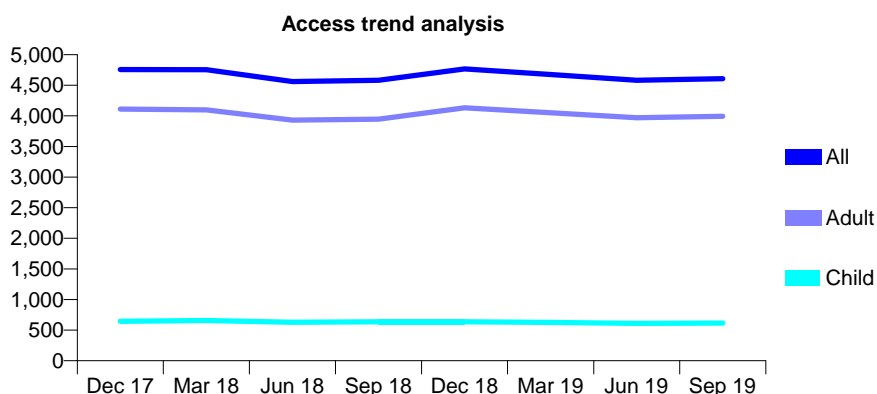
## Q49 - Vital Signs At a Glance Contract Report for 917427/0003 - September 2019

Name or company name	MR P BRANTINGHAM
Contract type name	GDS Contract
Purpose of contract	General
Contract start date	01/04/2006
Contract end date	

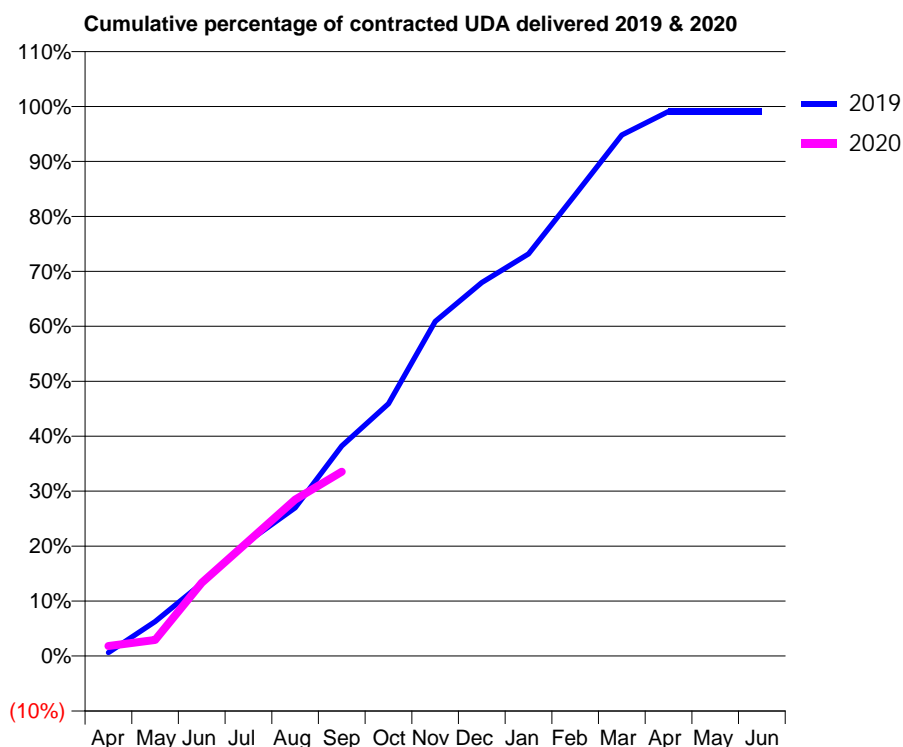
19/20 Contracted general activity (UDA)	13,884
Carry forward general activity (UDA)	134
19/20 Contracted orthodontic activity (UOA)	0
Carry forward orthodontic activity (UOA)	0
Baseline contract value	£468,251.65

### ACCESS\*

Patients seen in 24 months	Total	Change since previous quarter
Quarter ending September 2018	4,583	
Quarter ending December 2018	4,769	↑
Quarter ending March 2019	4,677	↓
Quarter ending June 2019	4,582	↓
Quarter ending September 2019	4,610	→
<b>Variance since September 2018</b>	<b>0.6%</b>	<b>→</b>



### ACTIVITY



Month	Adjusted Scheduled Activity (UDA)	
	2019	2020
April	95	255
May	920	404
June	1,933	1,850
July	3,062	2,901
August	3,949	3,954
September	5,597	4,656
October	6,722	
November	8,910	
December	9,948	
January	10,711	
February	12,291	
March	13,877	
April	14,505	
May	14,505	
June	14,505	

### QUALITY

	Quantity	Base Number	Contract	AT	Region	England
% of FP17s for the same patient ID Re-attending within 3 months - Children	31	343	9.0%	10.2%	12.1%	11.5%
% of FP17s for the same patient ID Re-attending within 3 months - Adults	391	2,040	19.2%	14.1%	15.6%	15.4%
% of FP17s for the same patient ID Re-attending between 3 & 9 months - Children	181	343	52.8%	58.0%	61.2%	59.7%
% of FP17s for the same patient ID Re-attending between 3 & 9 months - Adults	885	2,040	43.4%	53.2%	54.3%	51.7%
% of FP17s for Band 1 Urgent Courses	251	2,123	11.8%	8.4%	9.1%	9.2%
% of FP17s Relating to Free Repair or Replacements	24	2,123	1.1%	1.1%	0.9%	0.7%
% of FP17s Relating to Continuations	55	2,123	2.6%	1.2%	1.0%	0.8%
% of Patients satisfied with the dentistry they have received	2	2	N/A	96.2%	94.4%	93.5%
% of Patients satisfied with the time they had to wait for an appointment	1	2	N/A	91.7%	88.1%	87.4%

\* This is based on patients treated on this contract for their most recent course of treatment. Figures in italics indicate the base number of FP17s or Patient Questionnaire responses are less than 100. N/A is shown where the base number of responses is less than 10 during the period. % is calculated as Quantity/Base number\*100

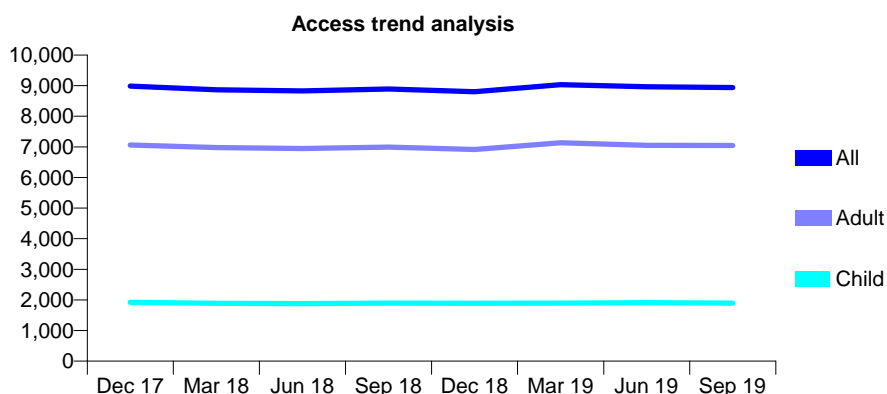
## Q49 - Vital Signs At a Glance Contract Report for 917427/0004 - September 2019

Name or company name	MR P BRANTINGHAM
Contract type name	GDS Contract
Purpose of contract	General
Contract start date	01/04/2006
Contract end date	

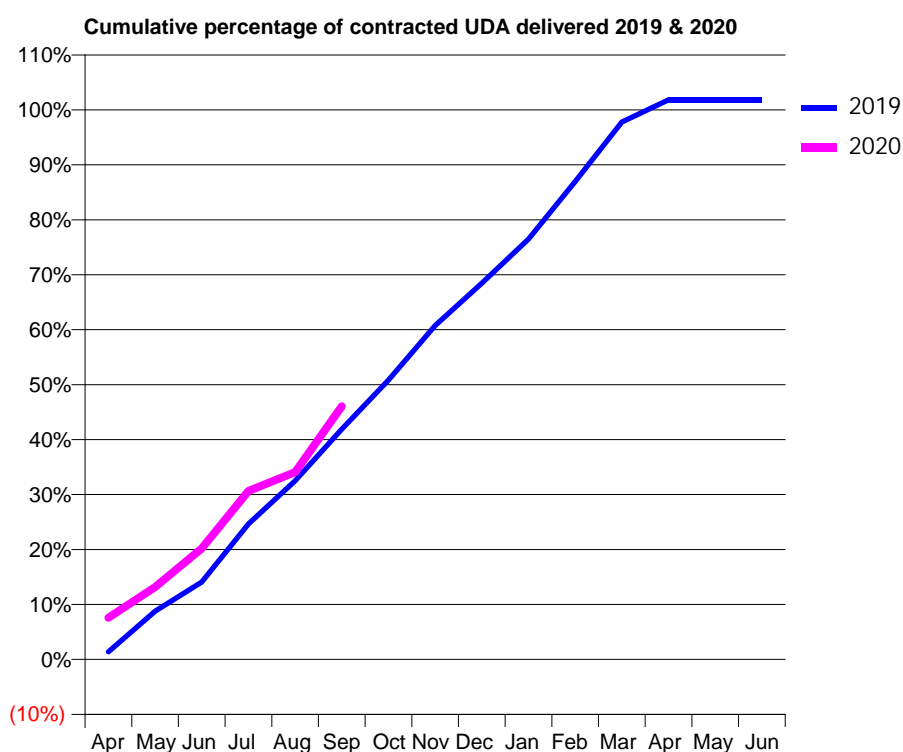
19/20 Contracted general activity (UDA)	29,551
Carry forward general activity (UDA)	-554
19/20 Contracted orthodontic activity (UOA)	0
Carry forward orthodontic activity (UOA)	0
Baseline contract value	£986,986.63

### ACCESS\*

Patients seen in 24 months	Total	Change since previous quarter
Quarter ending September 2018	8,893	
Quarter ending December 2018	8,805	→
Quarter ending March 2019	9,030	↑
Quarter ending June 2019	8,966	→
Quarter ending September 2019	8,938	→
<b>Variance since September 2018</b>	<b>0.5%</b>	<b>→</b>



### ACTIVITY



Month	2019	2020
April	425	2,239
May	2,673	3,897
June	4,291	5,972
July	7,509	9,064
August	9,914	10,068
September	12,769	13,607
October	15,493	
November	18,521	
December	20,860	
January	23,316	
February	26,510	
March	29,804	
April	31,031	
May	31,032	
June	31,032	

### QUALITY

	Quantity	Base Number	Contract	AT	Region	England
% of FP17s for the same patient ID Re-attending within 3 months - Children	199	1,511	13.2%	10.2%	12.1%	11.5%
% of FP17s for the same patient ID Re-attending within 3 months - Adults	967	4,835	20.0%	14.1%	15.6%	15.4%
% of FP17s for the same patient ID Re-attending between 3 & 9 months - Children	789	1,511	52.2%	58.0%	61.2%	59.7%
% of FP17s for the same patient ID Re-attending between 3 & 9 months - Adults	2,396	4,835	49.6%	53.2%	54.3%	51.7%
% of FP17s for Band 1 Urgent Courses	787	5,809	13.5%	8.4%	9.1%	9.2%
% of FP17s Relating to Free Repair or Replacements	77	5,809	1.3%	1.1%	0.9%	0.7%
% of FP17s Relating to Continuations	123	5,809	2.1%	1.2%	1.0%	0.8%
% of Patients satisfied with the dentistry they have received	3	3	N/A	96.2%	94.4%	93.5%
% of Patients satisfied with the time they had to wait for an appointment	3	3	N/A	91.7%	88.1%	87.4%

\* This is based on patients treated on this contract for their most recent course of treatment.

Figures in italics indicate the base number of FP17s or Patient Questionnaire responses are less than 100. N/A is shown where the base number of responses is less than 10 during the period. % is calculated as Quantity/Base number\*100

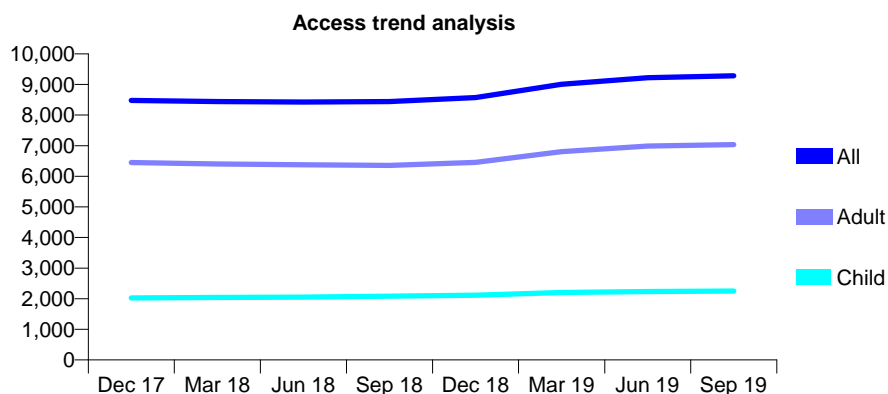
## Q49 - Vital Signs At a Glance Contract Report for 920045/0002 - September 2019

Name or company name	MRS PA DODD
Contract type name	GDS Contract
Purpose of contract	General and Orthodontic
Contract start date	01/04/2006
Contract end date	

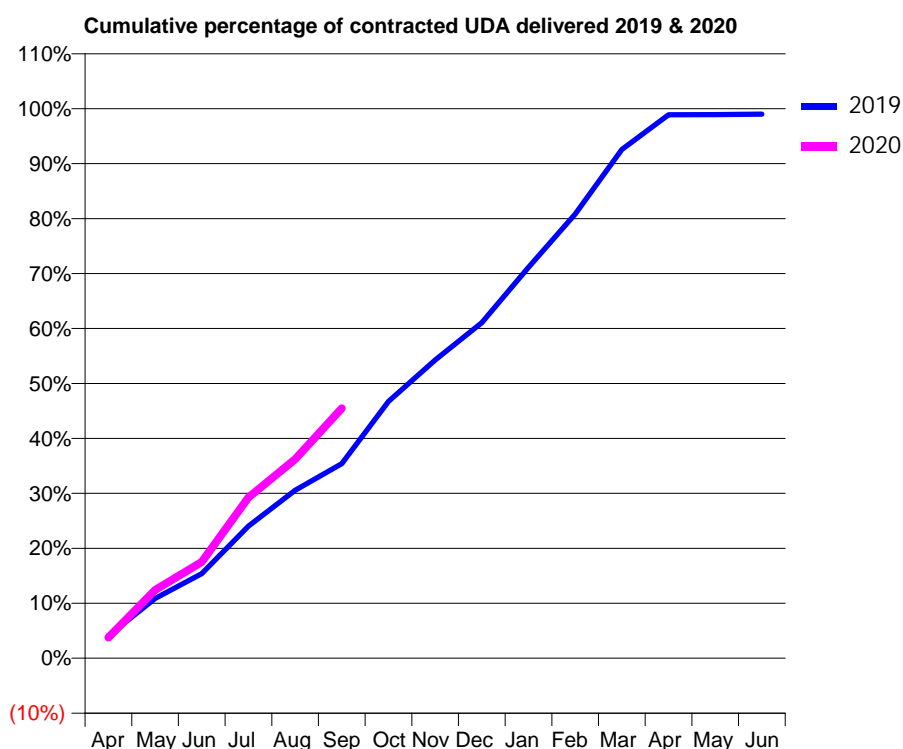
19/20 Contracted general activity (UDA)	24,881
Carry forward general activity (UDA)	141
19/20 Contracted orthodontic activity (UOA)	0
Carry forward orthodontic activity (UOA)	0
Baseline contract value	£620,543.41

### ACCESS\*

Patients seen in 24 months	Total	Change since previous quarter
Quarter ending September 2018	8,441	
Quarter ending December 2018	8,573	→
Quarter ending March 2019	9,008	↑
Quarter ending June 2019	9,224	↑
Quarter ending September 2019	9,285	→
<b>Variance since September 2018</b>	<b>10.0%</b>	<b>↑</b>



### ACTIVITY



Month	2019	2020
April	1,015	940
May	2,708	3,089
June	3,831	4,356
July	5,979	7,280
August	7,603	9,013
September	8,804	11,310
October	11,628	
November	13,506	
December	15,186	
January	17,698	
February	20,109	
March	23,034	
April	24,598	
May	24,614	
June	24,632	

### QUALITY

	Quantity	Base Number	Contract	AT	Region	England
% of FP17s for the same patient ID Re-attending within 3 months - Children	114	2,055	5.5%	10.2%	12.1%	11.5%
% of FP17s for the same patient ID Re-attending within 3 months - Adults	463	5,663	8.2%	14.1%	15.6%	15.4%
% of FP17s for the same patient ID Re-attending between 3 & 9 months - Children	1,540	2,055	74.9%	58.0%	61.2%	59.7%
% of FP17s for the same patient ID Re-attending between 3 & 9 months - Adults	3,653	5,663	64.5%	53.2%	54.3%	51.7%
% of FP17s for Band 1 Urgent Courses	331	6,528	5.1%	8.4%	9.1%	9.2%
% of FP17s Relating to Free Repair or Replacements	30	6,528	0.5%	1.1%	0.9%	0.7%
% of FP17s Relating to Continuations	17	6,528	0.3%	1.2%	1.0%	0.8%
% of Patients satisfied with the dentistry they have received	4	4	N/A	96.2%	94.4%	93.5%
% of Patients satisfied with the time they had to wait for an appointment	3	4	N/A	91.7%	88.1%	87.4%

\* This is based on patients treated on this contract for their most recent course of treatment. Figures in italics indicate the base number of FP17s or Patient Questionnaire responses are less than 100. N/A is shown where the base number of responses is less than 10 during the period. % is calculated as Quantity/Base number\*100

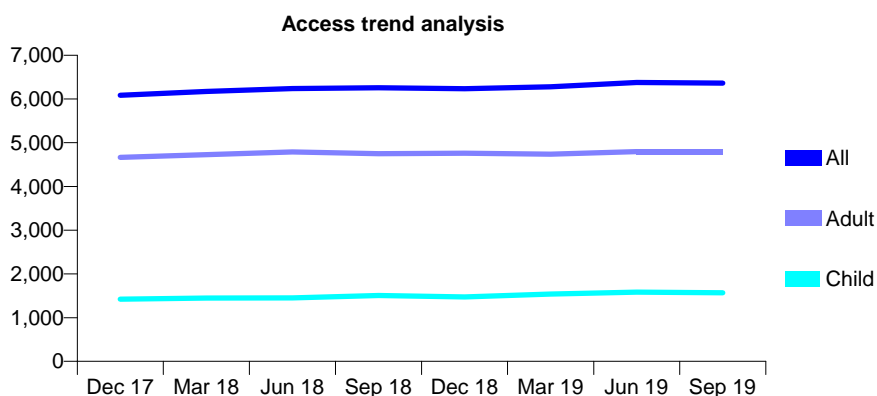
## Q49 - Vital Signs At a Glance Contract Report for 925705/0001 - September 2019

Name or company name	MR SA EABORN
Contract type name	GDS Contract
Purpose of contract	General
Contract start date	01/04/2006
Contract end date	

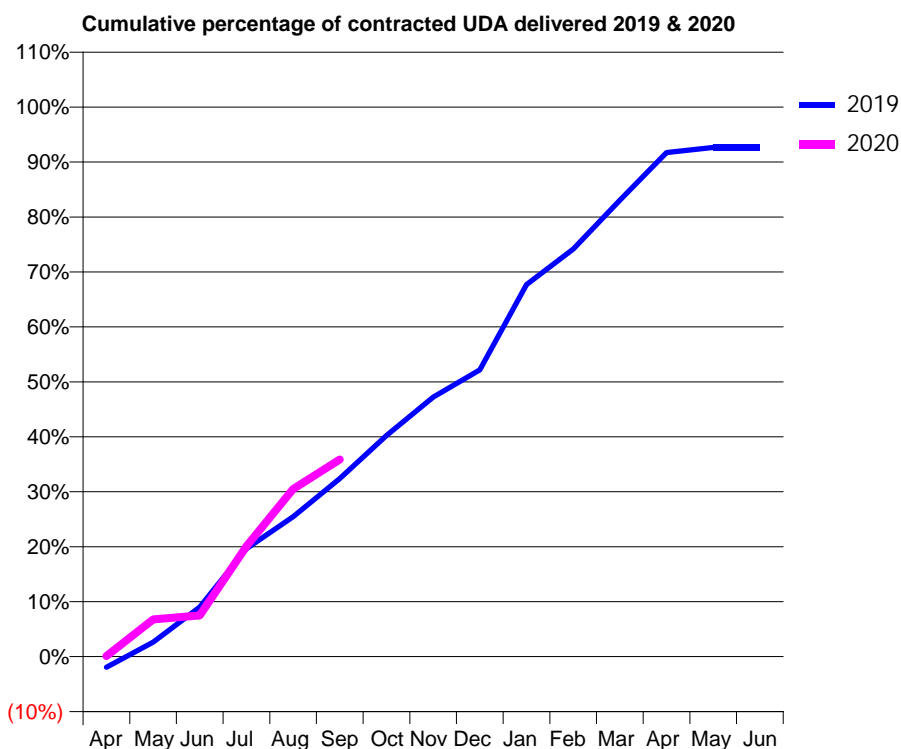
19/20 Contracted general activity (UDA)	16,440
Carry forward general activity (UDA)	0
19/20 Contracted orthodontic activity (UOA)	0
Carry forward orthodontic activity (UOA)	0
Baseline contract value	£450,537.22

### ACCESS\*

Patients seen in 24 months	Total	Change since previous quarter
Quarter ending September 2018	6,258	
Quarter ending December 2018	6,236	→
Quarter ending March 2019	6,279	→
Quarter ending June 2019	6,376	→
Quarter ending September 2019	6,365	→
<b>Variance since September 2018</b>	<b>1.7%</b>	<b>→</b>



### ACTIVITY



Month	Adjusted Scheduled Activity (UDA)	
	2019	2020
April	-316	18
May	427	1,115
June	1,457	1,235
July	3,179	3,300
August	4,121	5,016
September	5,246	5,897
October	6,512	
November	7,644	
December	8,441	
January	10,952	
February	12,001	
March	13,441	
April	14,840	
May	14,993	
June	14,993	

### QUALITY

	Quantity	Base Number	Contract	AT	Region	England
% of FP17s for the same patient ID Re-attending within 3 months - Children	35	893	3.9%	10.2%	12.1%	11.5%
% of FP17s for the same patient ID Re-attending within 3 months - Adults	358	2,524	14.2%	14.1%	15.6%	15.4%
% of FP17s for the same patient ID Re-attending between 3 & 9 months - Children	395	893	44.2%	58.0%	61.2%	59.7%
% of FP17s for the same patient ID Re-attending between 3 & 9 months - Adults	1,009	2,524	40.0%	53.2%	54.3%	51.7%
% of FP17s for Band 1 Urgent Courses	294	2,734	10.8%	8.4%	9.1%	9.2%
% of FP17s Relating to Free Repair or Replacements	37	2,734	1.4%	1.1%	0.9%	0.7%
% of FP17s Relating to Continuations	45	2,734	1.6%	1.2%	1.0%	0.8%
% of Patients satisfied with the dentistry they have received	3	3	N/A	96.2%	94.4%	93.5%
% of Patients satisfied with the time they had to wait for an appointment	3	3	N/A	91.7%	88.1%	87.4%

\* This is based on patients treated on this contract for their most recent course of treatment. Figures in italics indicate the base number of FP17s or Patient Questionnaire responses are less than 100. N/A is shown where the base number of responses is less than 10 during the period. % is calculated as Quantity/Base number\*100

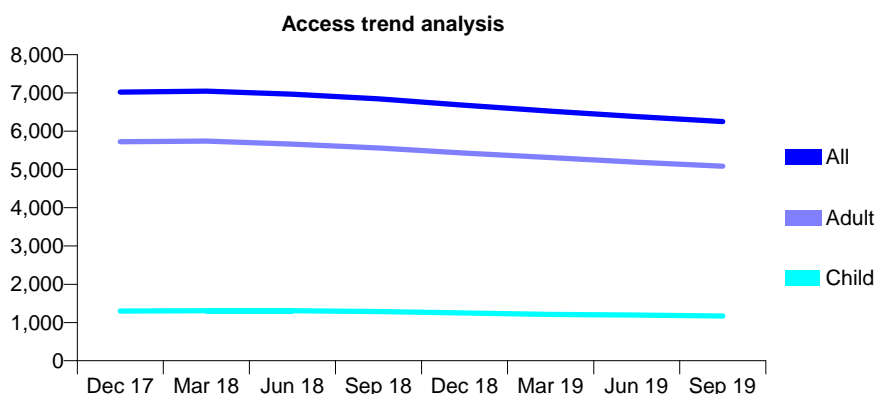
## Q49 - Vital Signs At a Glance Contract Report for 933406/0001 - September 2019

Name or company name	MR JI SYKES
Contract type name	GDS Contract
Purpose of contract	General
Contract start date	11/08/2007
Contract end date	

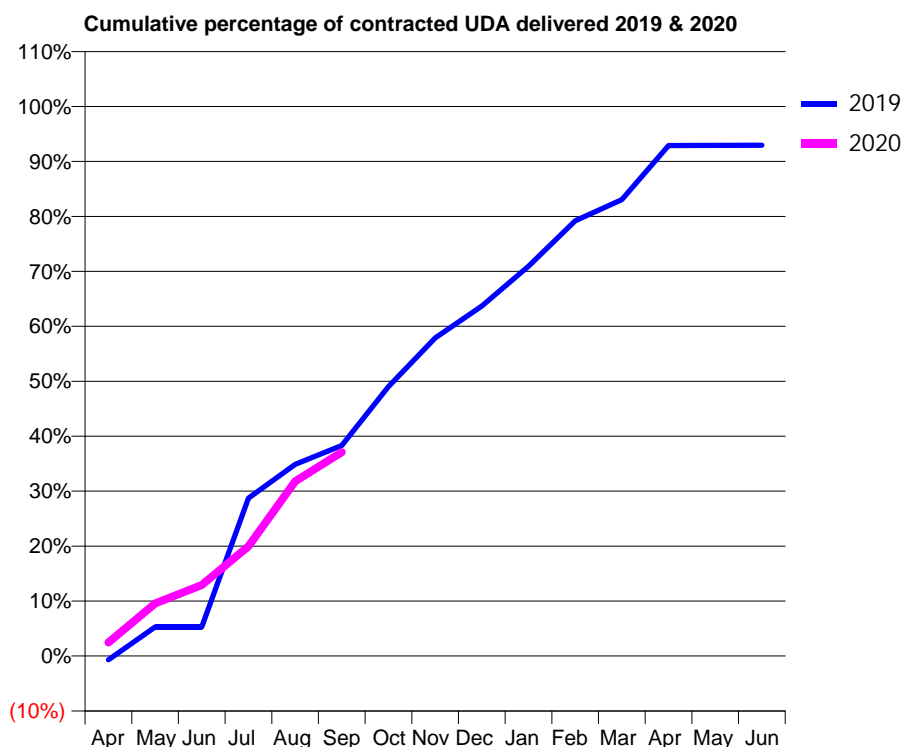
19/20 Contracted general activity (UDA)	19,332
Carry forward general activity (UDA)	0
19/20 Contracted orthodontic activity (UOA)	0
Carry forward orthodontic activity (UOA)	0
Baseline contract value	£444,554.61

### ACCESS\*

Patients seen in 24 months	Total	Change since previous quarter
Quarter ending September 2018	6,845	
Quarter ending December 2018	6,676	↓
Quarter ending March 2019	6,523	↓
Quarter ending June 2019	6,381	↓
Quarter ending September 2019	6,253	↓
<b>Variance since September 2018</b>	<b>(8.6%)</b>	<b>↓</b>



### ACTIVITY



Month	Adjusted Scheduled Activity (UDA)	
	2019	2020
April	-134	476
May	1,020	1,850
June	1,020	2,500
July	5,556	3,858
August	6,744	6,142
September	7,405	7,168
October	9,476	
November	11,190	
December	12,310	
January	13,710	
February	15,309	
March	16,053	
April	17,955	
May	17,961	
June	17,964	

### QUALITY

	Quantity	Base Number	Contract	AT	Region	England
% of FP17s for the same patient ID Re-attending within 3 months - Children	73	928	7.9%	10.2%	12.1%	11.5%
% of FP17s for the same patient ID Re-attending within 3 months - Adults	493	3,370	14.6%	14.1%	15.6%	15.4%
% of FP17s for the same patient ID Re-attending between 3 & 9 months - Children	581	928	62.6%	58.0%	61.2%	59.7%
% of FP17s for the same patient ID Re-attending between 3 & 9 months - Adults	1,630	3,370	48.4%	53.2%	54.3%	51.7%
% of FP17s for Band 1 Urgent Courses	302	3,503	8.6%	8.4%	9.1%	9.2%
% of FP17s Relating to Free Repair or Replacements	56	3,503	1.6%	1.1%	0.9%	0.7%
% of FP17s Relating to Continuations	49	3,503	1.4%	1.2%	1.0%	0.8%
% of Patients satisfied with the dentistry they have received	3	3	N/A	96.2%	94.4%	93.5%
% of Patients satisfied with the time they had to wait for an appointment	3	3	N/A	91.7%	88.1%	87.4%

\* This is based on patients treated on this contract for their most recent course of treatment. Figures in italics indicate the base number of FP17s or Patient Questionnaire responses are less than 100. N/A is shown where the base number of responses is less than 10 during the period. % is calculated as Quantity/Base number\*100

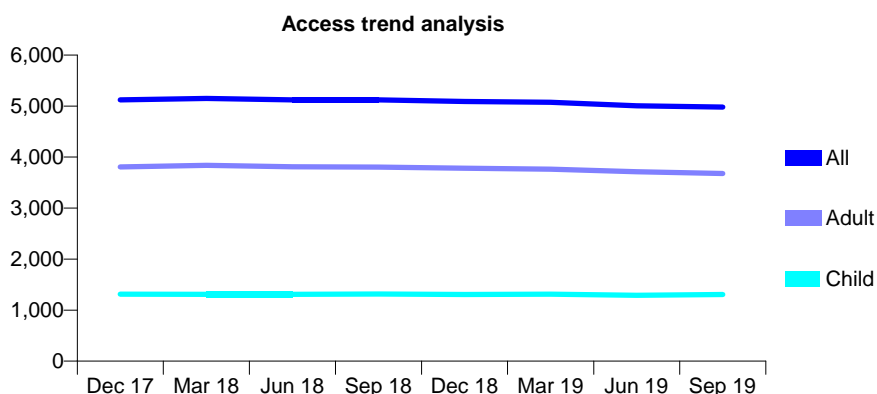
## Q49 - Vital Signs At a Glance Contract Report for 934518/0001 - September 2019

Name or company name	Mrs J D Black and Mr G Cowie
Contract type name	GDS Contract
Purpose of contract	General
Contract start date	01/04/2006
Contract end date	

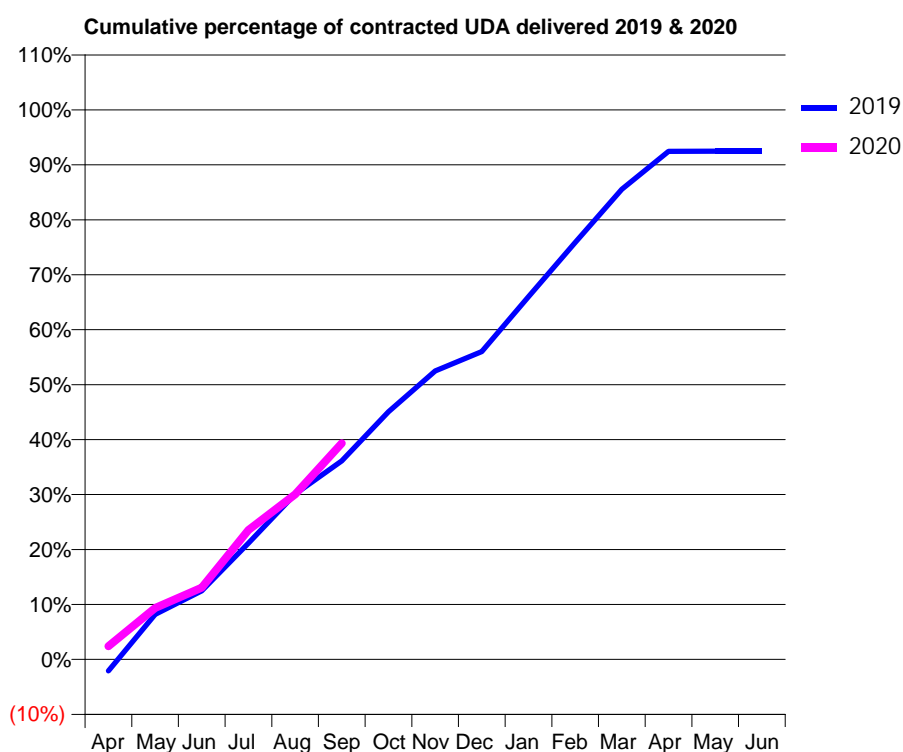
19/20 Contracted general activity (UDA)	16,216
Carry forward general activity (UDA)	0
19/20 Contracted orthodontic activity (UOA)	0
Carry forward orthodontic activity (UOA)	0
Baseline contract value	£446,257.27

### ACCESS\*

Patients seen in 24 months	Total	Change since previous quarter
Quarter ending September 2018	5,120	
Quarter ending December 2018	5,089	→
Quarter ending March 2019	5,076	→
Quarter ending June 2019	5,005	↓
Quarter ending September 2019	4,982	→
<b>Variance since September 2018</b>	<b>(2.7%)</b>	<b>↓</b>



### ACTIVITY



Month	2019	2020
April	-340	391
May	1,329	1,519
June	2,024	2,118
July	3,433	3,818
August	4,881	4,873
September	5,858	6,378
October	7,311	
November	8,512	
December	9,083	
January	10,701	
February	12,303	
March	13,871	
April	14,990	
May	14,995	
June	14,995	

### QUALITY

	Quantity	Base Number	Contract	AT	Region	England
% of FP17s for the same patient ID Re-attending within 3 months - Children	52	779	6.7%	10.2%	12.1%	11.5%
% of FP17s for the same patient ID Re-attending within 3 months - Adults	270	2,071	13.0%	14.1%	15.6%	15.4%
% of FP17s for the same patient ID Re-attending between 3 & 9 months - Children	366	779	47.0%	58.0%	61.2%	59.7%
% of FP17s for the same patient ID Re-attending between 3 & 9 months - Adults	988	2,071	47.7%	53.2%	54.3%	51.7%
% of FP17s for Band 1 Urgent Courses	179	2,515	7.1%	8.4%	9.1%	9.2%
% of FP17s Relating to Free Repair or Replacements	29	2,515	1.2%	1.1%	0.9%	0.7%
% of FP17s Relating to Continuations	9	2,515	0.4%	1.2%	1.0%	0.8%
% of Patients satisfied with the dentistry they have received	5	5	N/A	96.2%	94.4%	93.5%
% of Patients satisfied with the time they had to wait for an appointment	4	5	N/A	91.7%	88.1%	87.4%

\* This is based on patients treated on this contract for their most recent course of treatment. Figures in italics indicate the base number of FP17s or Patient Questionnaire responses are less than 100. N/A is shown where the base number of responses is less than 10 during the period. % is calculated as Quantity/Base number\*100

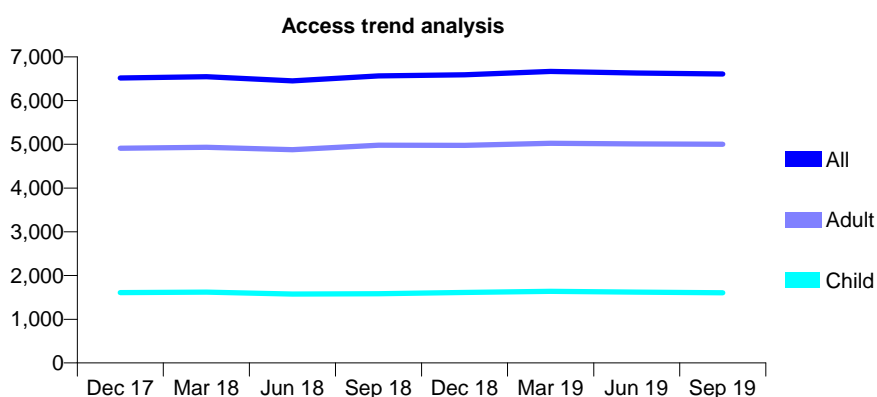
## Q49 - Vital Signs At a Glance Contract Report for 941212/0001 - September 2019

Name or company name	MR I DAVIES
Contract type name	GDS Contract
Purpose of contract	General and Orthodontic
Contract start date	01/05/2011
Contract end date	

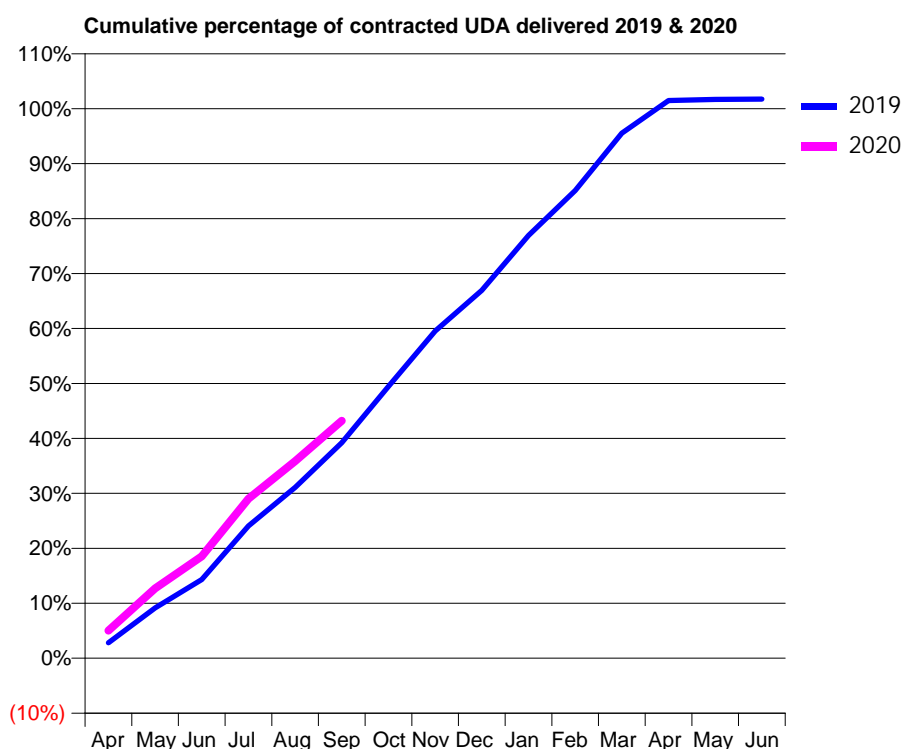
19/20 Contracted general activity (UDA)	21,674
Carry forward general activity (UDA)	-377
19/20 Contracted orthodontic activity (UOA)	0
Carry forward orthodontic activity (UOA)	0
Baseline contract value	£576,944.76

### ACCESS\*

Patients seen in 24 months	Total	Change since previous quarter
Quarter ending September 2018	6,564	
Quarter ending December 2018	6,589	→
Quarter ending March 2019	6,665	→
Quarter ending June 2019	6,628	→
Quarter ending September 2019	6,609	→
<b>Variance since September 2018</b>	<b>0.7%</b>	<b>→</b>



### ACTIVITY



Month	2019	2020
April	612	1,092
May	1,987	2,754
June	3,103	4,022
July	5,218	6,286
August	6,741	7,778
September	8,501	9,364
October	10,719	
November	12,903	
December	14,506	
January	16,674	
February	18,450	
March	20,705	
April	21,995	
May	22,040	
June	22,051	

### QUALITY

	Quantity	Base Number	Contract	AT	Region	England
% of FP17s for the same patient ID Re-attending within 3 months - Children	94	1,157	8.1%	10.2%	12.1%	11.5%
% of FP17s for the same patient ID Re-attending within 3 months - Adults	743	3,653	20.3%	14.1%	15.6%	15.4%
% of FP17s for the same patient ID Re-attending between 3 & 9 months - Children	656	1,157	56.7%	58.0%	61.2%	59.7%
% of FP17s for the same patient ID Re-attending between 3 & 9 months - Adults	1,936	3,653	53.0%	53.2%	54.3%	51.7%
% of FP17s for Band 1 Urgent Courses	419	3,887	10.8%	8.4%	9.1%	9.2%
% of FP17s Relating to Free Repair or Replacements	93	3,887	2.4%	1.1%	0.9%	0.7%
% of FP17s Relating to Continuations	71	3,887	1.8%	1.2%	1.0%	0.8%
% of Patients satisfied with the dentistry they have received	6	7	N/A	96.2%	94.4%	93.5%
% of Patients satisfied with the time they had to wait for an appointment	6	7	N/A	91.7%	88.1%	87.4%

\* This is based on patients treated on this contract for their most recent course of treatment.

Figures in italics indicate the base number of FP17s or Patient Questionnaire responses are less than 100. N/A is shown where the base number of responses is less than 10 during the period. % is calculated as Quantity/Base number\*100



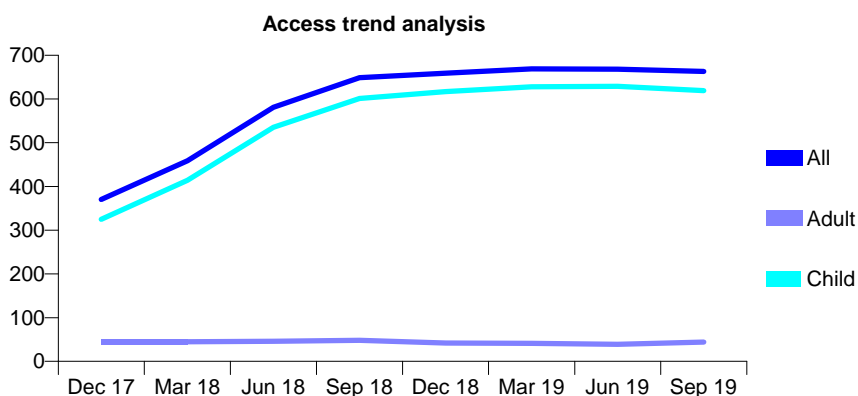
## Q49 - Vital Signs At a Glance Contract Report for 943754/0003 - September 2019

Name or company name	MR S ISMAIL
Contract type name	GDS Contract
Purpose of contract	General and Orthodontic
Contract start date	01/07/2012
Contract end date	

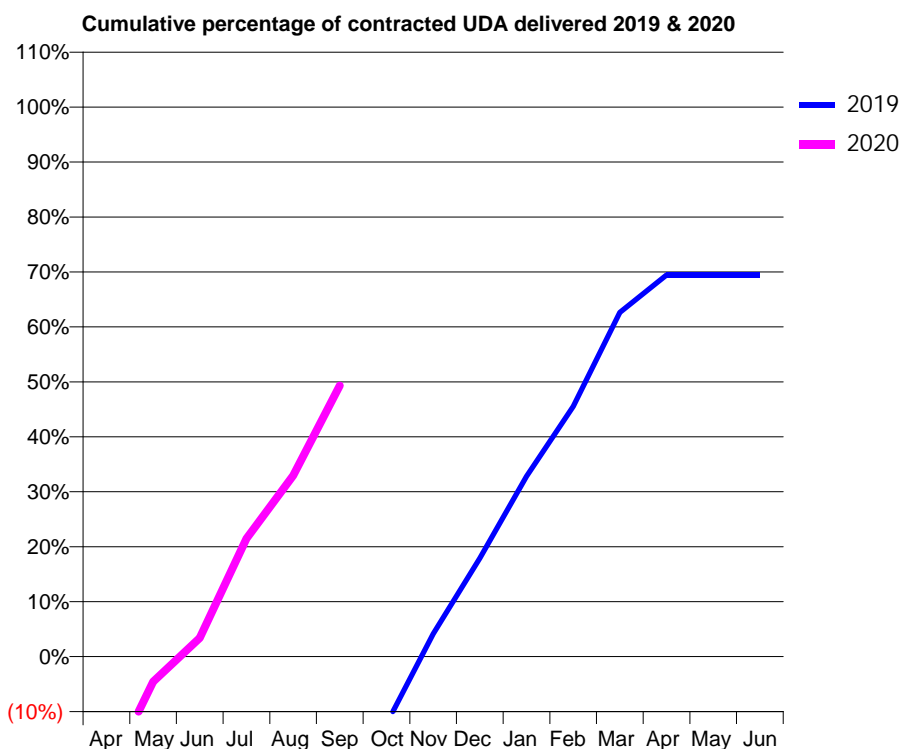
19/20 Contracted general activity (UDA)	866
Carry forward general activity (UDA)	265
19/20 Contracted orthodontic activity (UOA)	0
Carry forward orthodontic activity (UOA)	0
Baseline contract value	£22,292.02

### ACCESS\*

Patients seen in 24 months	Total	Change since previous quarter
Quarter ending September 2018	649	
Quarter ending December 2018	659	→
Quarter ending March 2019	669	→
Quarter ending June 2019	668	→
Quarter ending September 2019	663	→
<b>Variance since September 2018</b>	<b>2.2%</b>	<b>↑</b>



### ACTIVITY



Month	Adjusted Scheduled Activity (UDA)	
	2019	2020
April	-953	-191
May	-855	-40
June	-739	30
July	-575	186
August	-403	285
September	-237	427
October	-106	
November	36	
December	155	
January	284	
February	394	
March	542	
April	601	
May	601	
June	601	

### QUALITY

	Quantity	Base Number	Contract	AT	Region	England
% of FP17s for the same patient ID Re-attending within 3 months - Children	44	547	8.0%	10.2%	12.1%	11.5%
% of FP17s for the same patient ID Re-attending within 3 months - Adults	0	0	N/A	14.1%	15.6%	15.4%
% of FP17s for the same patient ID Re-attending between 3 & 9 months - Children	411	547	75.1%	58.0%	61.2%	59.7%
% of FP17s for the same patient ID Re-attending between 3 & 9 months - Adults	0	0	N/A	53.2%	54.3%	51.7%
% of FP17s for Band 1 Urgent Courses	16	501	3.2%	8.4%	9.1%	9.2%
% of FP17s Relating to Free Repair or Replacements	0	501	0.0%	1.1%	0.9%	0.7%
% of FP17s Relating to Continuations	1	501	0.2%	1.2%	1.0%	0.8%
% of Patients satisfied with the dentistry they have received	0	0	N/A	96.2%	94.4%	93.5%
% of Patients satisfied with the time they had to wait for an appointment	0	0	N/A	91.7%	88.1%	87.4%

\* This is based on patients treated on this contract for their most recent course of treatment. Figures in italics indicate the base number of FP17s or Patient Questionnaire responses are less than 100. N/A is shown where the base number of responses is less than 10 during the period. % is calculated as Quantity/Base number\*100

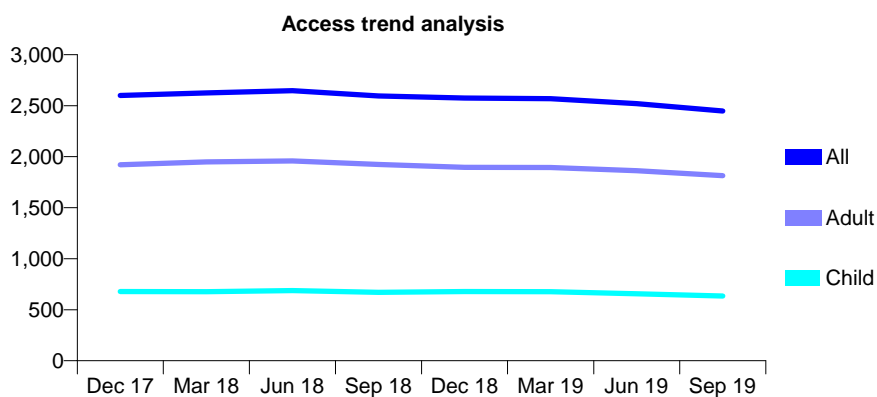
## Q49 - Vital Signs At a Glance Contract Report for 960322/0001 - September 2019

Name or company name	MR AJ CHURM
Contract type name	GDS Contract
Purpose of contract	General
Contract start date	01/08/2009
Contract end date	

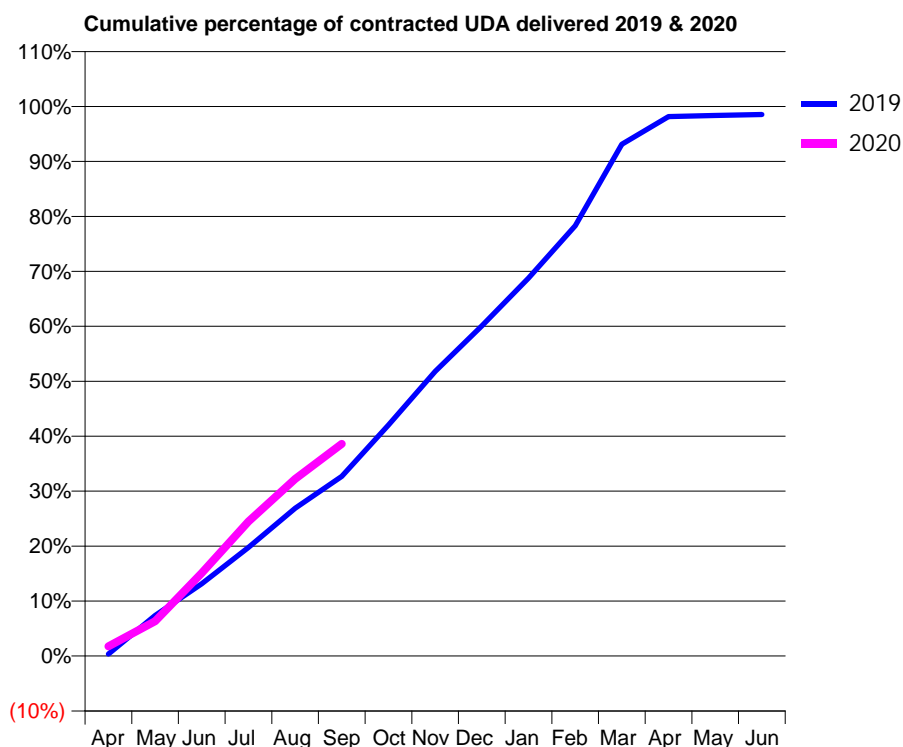
19/20 Contracted general activity (UDA)	5,962
Carry forward general activity (UDA)	88
19/20 Contracted orthodontic activity (UOA)	0
Carry forward orthodontic activity (UOA)	0
Baseline contract value	£177,685.68

### ACCESS\*

Patients seen in 24 months	Total	Change since previous quarter
Quarter ending September 2018	2,595	
Quarter ending December 2018	2,574	→
Quarter ending March 2019	2,569	→
Quarter ending June 2019	2,520	↓
Quarter ending September 2019	2,448	↓
<b>Variance since September 2018</b>	<b>(5.7%)</b>	<b>↓</b>



### ACTIVITY



Month	Adjusted Scheduled Activity (UDA)	
	2019	2020
April	23	105
May	441	378
June	783	901
July	1,178	1,460
August	1,603	1,921
September	1,949	2,302
October	2,507	
November	3,089	
December	3,582	
January	4,100	
February	4,669	
March	5,552	
April	5,852	
May	5,864	
June	5,874	

### QUALITY

	Quantity	Base Number	Contract	AT	Region	England
% of FP17s for the same patient ID Re-attending within 3 months - Children	27	380	7.1%	10.2%	12.1%	11.5%
% of FP17s for the same patient ID Re-attending within 3 months - Adults	174	1,087	16.0%	14.1%	15.6%	15.4%
% of FP17s for the same patient ID Re-attending between 3 & 9 months - Children	201	380	52.9%	58.0%	61.2%	59.7%
% of FP17s for the same patient ID Re-attending between 3 & 9 months - Adults	494	1,087	45.4%	53.2%	54.3%	51.7%
% of FP17s for Band 1 Urgent Courses	113	1,083	10.4%	8.4%	9.1%	9.2%
% of FP17s Relating to Free Repair or Replacements	7	1,083	0.6%	1.1%	0.9%	0.7%
% of FP17s Relating to Continuations	14	1,083	1.3%	1.2%	1.0%	0.8%
% of Patients satisfied with the dentistry they have received	3	3	N/A	96.2%	94.4%	93.5%
% of Patients satisfied with the time they had to wait for an appointment	3	3	N/A	91.7%	88.1%	87.4%

\* This is based on patients treated on this contract for their most recent course of treatment. Figures in italics indicate the base number of FP17s or Patient Questionnaire responses are less than 100. N/A is shown where the base number of responses is less than 10 during the period. % is calculated as Quantity/Base number\*100

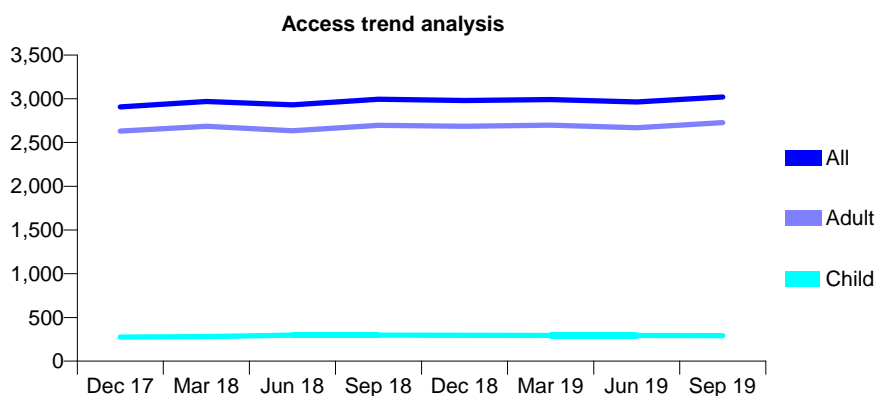
## Q49 - Vital Signs At a Glance Contract Report for 962295/0001 - September 2019

Name or company name	MR S SOLAIMAN
Contract type name	GDS Contract
Purpose of contract	General
Contract start date	01/06/2007
Contract end date	

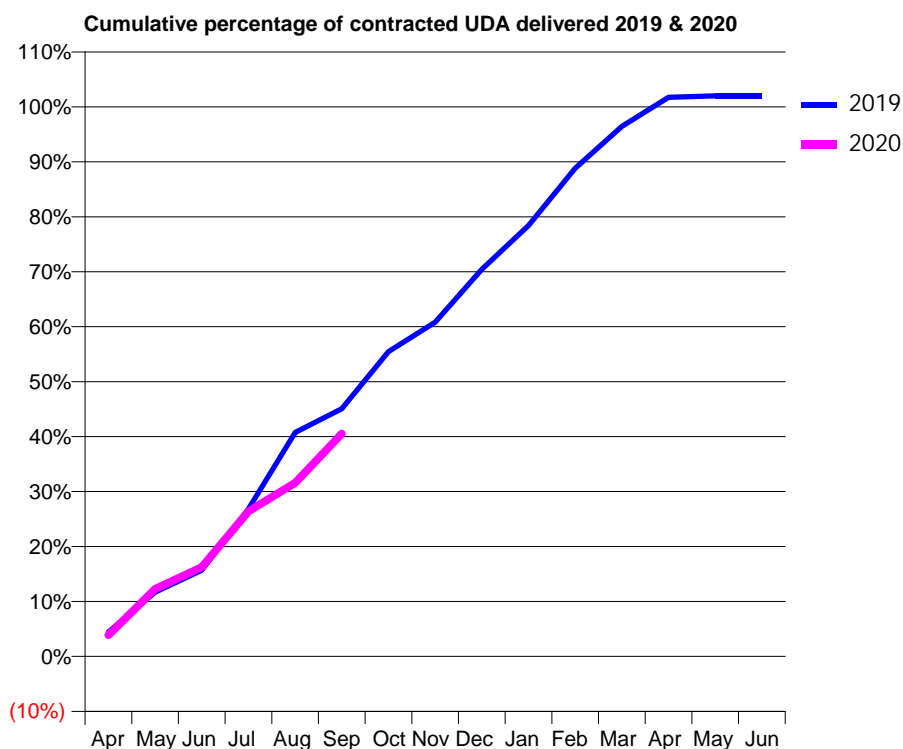
19/20 Contracted general activity (UDA)	9,211
Carry forward general activity (UDA)	-184
19/20 Contracted orthodontic activity (UOA)	0
Carry forward orthodontic activity (UOA)	0
Baseline contract value	£262,206.59

### ACCESS\*

Patients seen in 24 months	Total	Change since previous quarter
Quarter ending September 2018	2,995	
Quarter ending December 2018	2,981	→
Quarter ending March 2019	2,992	→
Quarter ending June 2019	2,964	→
Quarter ending September 2019	3,020	→
<b>Variance since September 2018</b>	<b>0.8%</b>	<b>→</b>



### ACTIVITY



Month	2019	2020
April	409	358
May	1,075	1,130
June	1,444	1,495
July	2,471	2,433
August	3,754	2,910
September	4,151	3,732
October	5,108	
November	5,603	
December	6,488	
January	7,223	
February	8,183	
March	8,882	
April	9,370	
May	9,396	
June	9,396	

### QUALITY

	Quantity	Base Number	Contract	AT	Region	England
% of FP17s for the same patient ID Re-attending within 3 months - Children	15	161	9.3%	10.2%	12.1%	11.5%
% of FP17s for the same patient ID Re-attending within 3 months - Adults	177	1,355	13.1%	14.1%	15.6%	15.4%
% of FP17s for the same patient ID Re-attending between 3 & 9 months - Children	57	161	35.4%	58.0%	61.2%	59.7%
% of FP17s for the same patient ID Re-attending between 3 & 9 months - Adults	445	1,355	32.8%	53.2%	54.3%	51.7%
% of FP17s for Band 1 Urgent Courses	195	1,381	14.1%	8.4%	9.1%	9.2%
% of FP17s Relating to Free Repair or Replacements	5	1,381	0.4%	1.1%	0.9%	0.7%
% of FP17s Relating to Continuations	21	1,381	1.5%	1.2%	1.0%	0.8%
% of Patients satisfied with the dentistry they have received	1	2	N/A	96.2%	94.4%	93.5%
% of Patients satisfied with the time they had to wait for an appointment	2	2	N/A	91.7%	88.1%	87.4%

\* This is based on patients treated on this contract for their most recent course of treatment. Figures in italics indicate the base number of FP17s or Patient Questionnaire responses are less than 100. N/A is shown where the base number of responses is less than 10 during the period. % is calculated as Quantity/Base number\*100

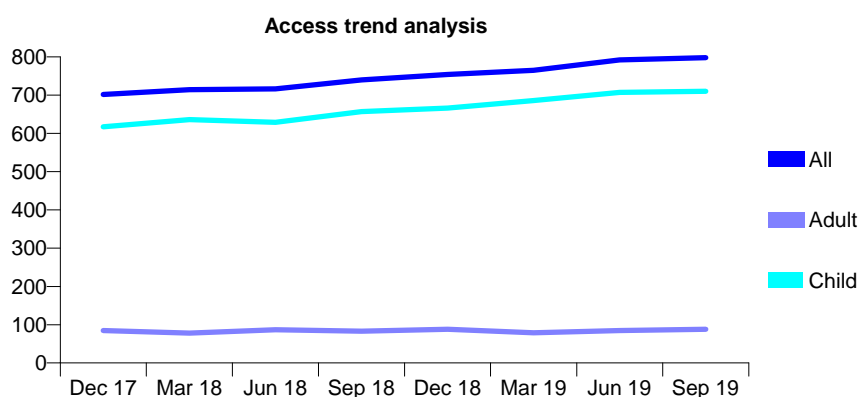
## Q49 - Vital Signs At a Glance Contract Report for 962740/0001 - September 2019

Name or company name	Stricklandgate Dental Practice
Contract type name	GDS Contract
Purpose of contract	General
Contract start date	01/02/2013
Contract end date	

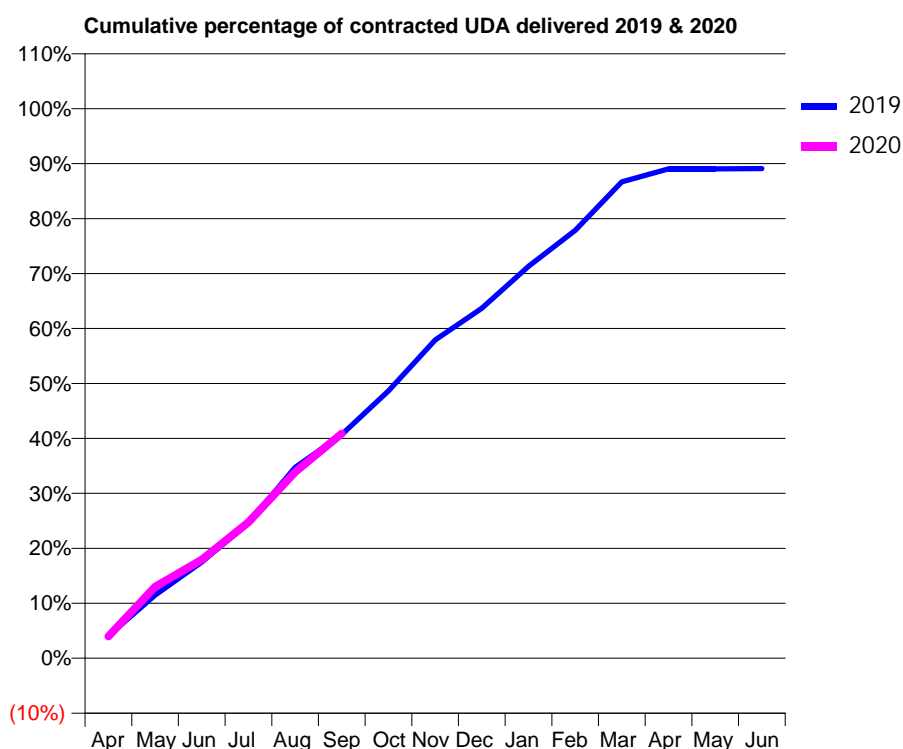
19/20 Contracted general activity (UDA)	2,278
Carry forward general activity (UDA)	0
19/20 Contracted orthodontic activity (UOA)	0
Carry forward orthodontic activity (UOA)	0
Baseline contract value	£57,081.96

### ACCESS\*

Patients seen in 24 months	Total	Change since previous quarter
Quarter ending September 2018	740	
Quarter ending December 2018	754	→
Quarter ending March 2019	765	→
Quarter ending June 2019	792	↑
Quarter ending September 2019	798	→
<b>Variance since September 2018</b>	<b>7.8%</b>	<b>↑</b>



### ACTIVITY



Month	2019	2020
April	93	90
May	262	296
June	398	408
July	561	563
August	792	772
September	927	931
October	1,108	
November	1,319	
December	1,451	
January	1,624	
February	1,774	
March	1,975	
April	2,028	
May	2,028	
June	2,029	

### QUALITY

	Quantity	Base Number	Contract	AT	Region	England
% of FP17s for the same patient ID Re-attending within 3 months - Children	56	724	7.7%	10.2%	12.1%	11.5%
% of FP17s for the same patient ID Re-attending within 3 months - Adults	0	0	N/A	14.1%	15.6%	15.4%
% of FP17s for the same patient ID Re-attending between 3 & 9 months - Children	529	724	73.1%	58.0%	61.2%	59.7%
% of FP17s for the same patient ID Re-attending between 3 & 9 months - Adults	0	0	N/A	53.2%	54.3%	51.7%
% of FP17s for Band 1 Urgent Courses	15	691	2.2%	8.4%	9.1%	9.2%
% of FP17s Relating to Free Repair or Replacements	0	691	0.0%	1.1%	0.9%	0.7%
% of FP17s Relating to Continuations	0	691	0.0%	1.2%	1.0%	0.8%
% of Patients satisfied with the dentistry they have received	0	0	N/A	96.2%	94.4%	93.5%
% of Patients satisfied with the time they had to wait for an appointment	0	0	N/A	91.7%	88.1%	87.4%

\* This is based on patients treated on this contract for their most recent course of treatment.

Figures in italics indicate the base number of FP17s or Patient Questionnaire responses are less than 100. N/A is shown where the base number of responses is less than 10 during the period. % is calculated as Quantity/Base number\*100

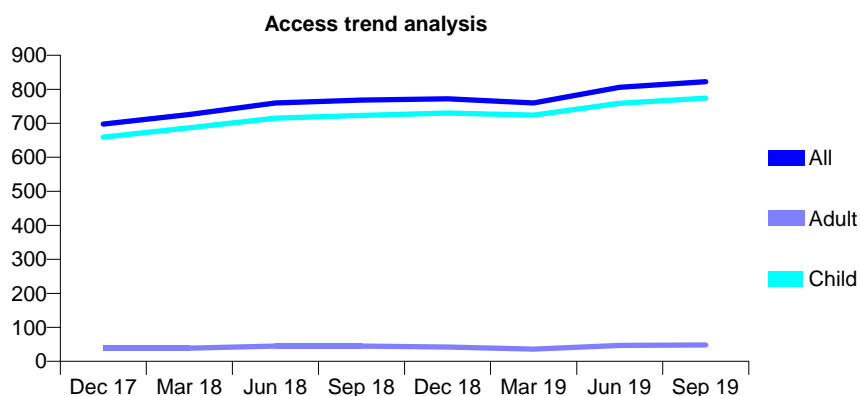
## Q49 - Vital Signs At a Glance Contract Report for 967912/0001 - September 2019

Name or company name	MR M CAREW
Contract type name	GDS Contract
Purpose of contract	General
Contract start date	01/06/2011
Contract end date	

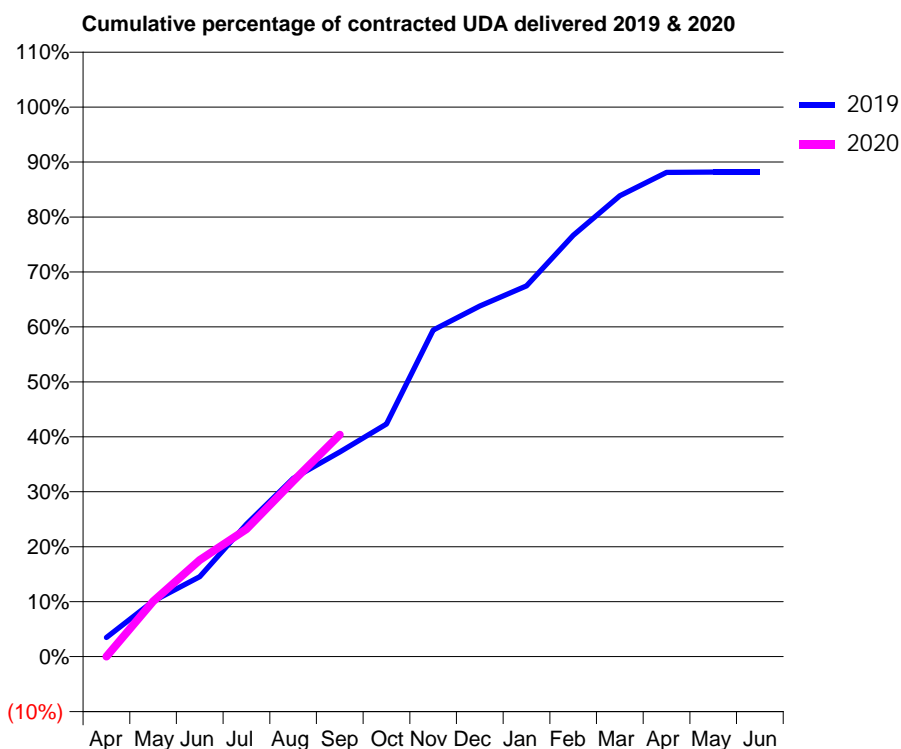
19/20 Contracted general activity (UDA)	1,558
Carry forward general activity (UDA)	0
19/20 Contracted orthodontic activity (UOA)	0
Carry forward orthodontic activity (UOA)	0
Baseline contract value	£34,592.03

### ACCESS\*

Patients seen in 24 months	Total	Change since previous quarter
Quarter ending September 2018	768	
Quarter ending December 2018	772	→
Quarter ending March 2019	760	↓
Quarter ending June 2019	806	↑
Quarter ending September 2019	822	→
<b>Variance since September 2018</b>	<b>7.0%</b>	<b>↑</b>



### ACTIVITY



Month	Adjusted Scheduled Activity (UDA)	
	2019	2020
April	54	0
May	157	157
June	227	274
July	376	362
August	505	497
September	580	629
October	660	
November	926	
December	994	
January	1,051	
February	1,195	
March	1,307	
April	1,373	
May	1,374	
June	1,374	

### QUALITY

	Quantity	Base Number	Contract	AT	Region	England
% of FP17s for the same patient ID Re-attending within 3 months - Children	25	485	5.2%	10.2%	12.1%	11.5%
% of FP17s for the same patient ID Re-attending within 3 months - Adults	0	0	N/A	14.1%	15.6%	15.4%
% of FP17s for the same patient ID Re-attending between 3 & 9 months - Children	231	485	47.6%	58.0%	61.2%	59.7%
% of FP17s for the same patient ID Re-attending between 3 & 9 months - Adults	0	0	N/A	53.2%	54.3%	51.7%
% of FP17s for Band 1 Urgent Courses	17	432	3.9%	8.4%	9.1%	9.2%
% of FP17s Relating to Free Repair or Replacements	0	432	0.0%	1.1%	0.9%	0.7%
% of FP17s Relating to Continuations	1	432	0.2%	1.2%	1.0%	0.8%
% of Patients satisfied with the dentistry they have received	0	0	N/A	96.2%	94.4%	93.5%
% of Patients satisfied with the time they had to wait for an appointment	0	0	N/A	91.7%	88.1%	87.4%

\* This is based on patients treated on this contract for their most recent course of treatment. Figures in italics indicate the base number of FP17s or Patient Questionnaire responses are less than 100. N/A is shown where the base number of responses is less than 10 during the period. % is calculated as Quantity/Base number\*100

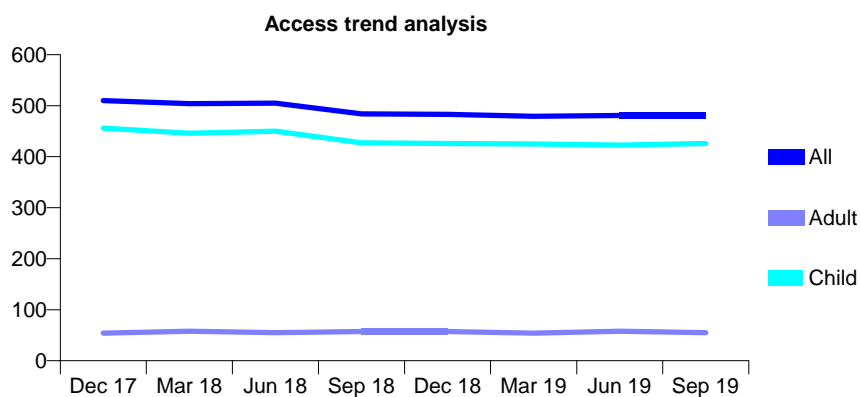
## Q49 - Vital Signs At a Glance Contract Report for 998478/0001 - September 2019

Name or company name	Burnett Dental Group
Contract type name	GDS Contract
Purpose of contract	General
Contract start date	01/04/2006
Contract end date	

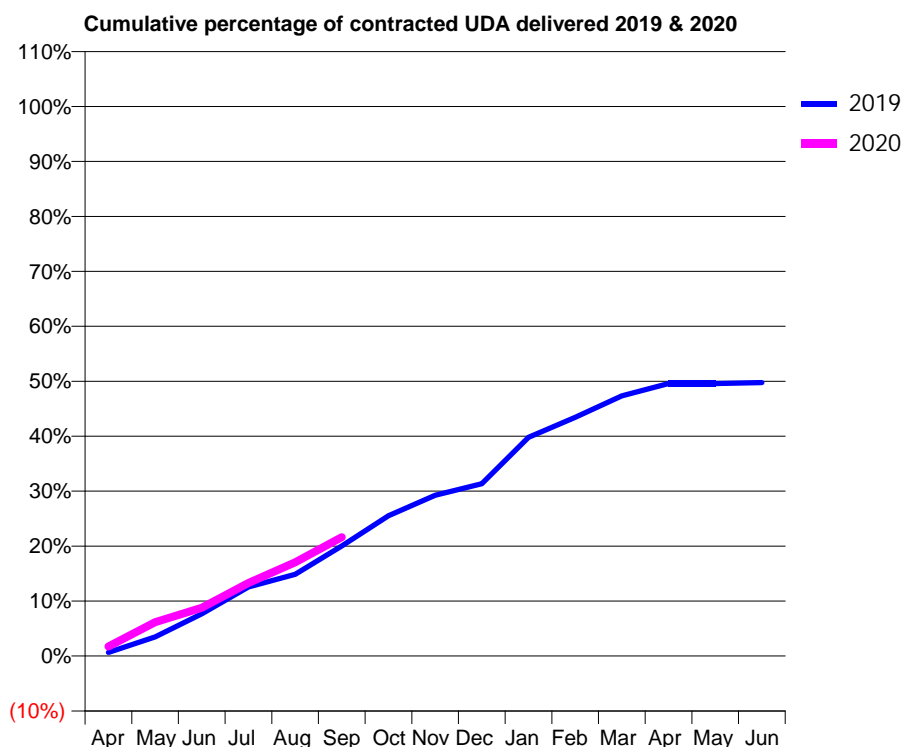
19/20 Contracted general activity (UDA)	1,961
Carry forward general activity (UDA)	0
19/20 Contracted orthodontic activity (UOA)	0
Carry forward orthodontic activity (UOA)	0
Baseline contract value	£43,532.36

### ACCESS\*

Patients seen in 24 months	Total	Change since previous quarter
Quarter ending September 2018	484	
Quarter ending December 2018	483	→
Quarter ending March 2019	479	→
Quarter ending June 2019	481	→
Quarter ending September 2019	481	→
<b>Variance since September 2018</b>	<b>(0.6%)</b>	<b>→</b>



### ACTIVITY



Month	Adjusted Scheduled Activity (UDA)	
	2019	2020
April	13	34
May	68	121
June	151	173
July	247	261
August	292	334
September	393	424
October	501	
November	574	
December	615	
January	780	
February	851	
March	928	
April	973	
May	973	
June	976	

### QUALITY

	Quantity	Base Number	Contract	AT	Region	England
% of FP17s for the same patient ID Re-attending within 3 months - Children	25	346	7.2%	10.2%	12.1%	11.5%
% of FP17s for the same patient ID Re-attending within 3 months - Adults	1	11	9.1%	14.1%	15.6%	15.4%
% of FP17s for the same patient ID Re-attending between 3 & 9 months - Children	246	346	71.1%	58.0%	61.2%	59.7%
% of FP17s for the same patient ID Re-attending between 3 & 9 months - Adults	9	11	81.8%	53.2%	54.3%	51.7%
% of FP17s for Band 1 Urgent Courses	12	316	3.8%	8.4%	9.1%	9.2%
% of FP17s Relating to Free Repair or Replacements	0	316	0.0%	1.1%	0.9%	0.7%
% of FP17s Relating to Continuations	0	316	0.0%	1.2%	1.0%	0.8%
% of Patients satisfied with the dentistry they have received	0	0	N/A	96.2%	94.4%	93.5%
% of Patients satisfied with the time they had to wait for an appointment	0	0	N/A	91.7%	88.1%	87.4%

\* This is based on patients treated on this contract for their most recent course of treatment. Figures in italics indicate the base number of FP17s or Patient Questionnaire responses are less than 100. N/A is shown where the base number of responses is less than 10 during the period. % is calculated as Quantity/Base number\*100

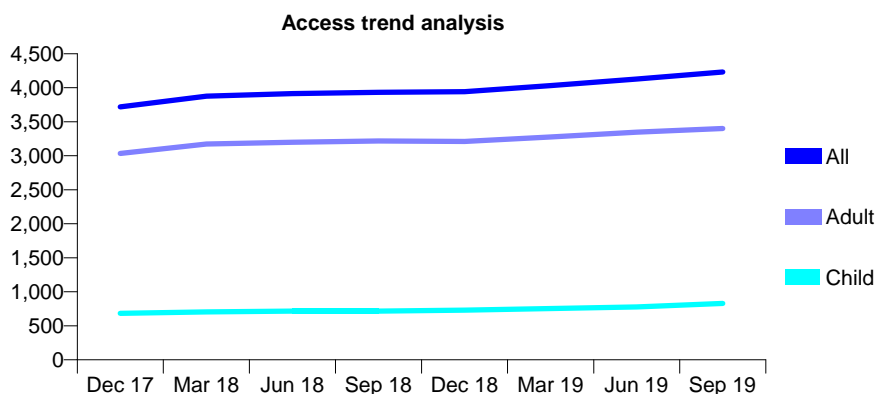
## Q50 - Vital Signs At a Glance Contract Report for 100105/0000 - September 2019

Name or company name	Dental Logic Limited
Contract type name	GDS Contract
Purpose of contract	General
Contract start date	01/04/2016
Contract end date	

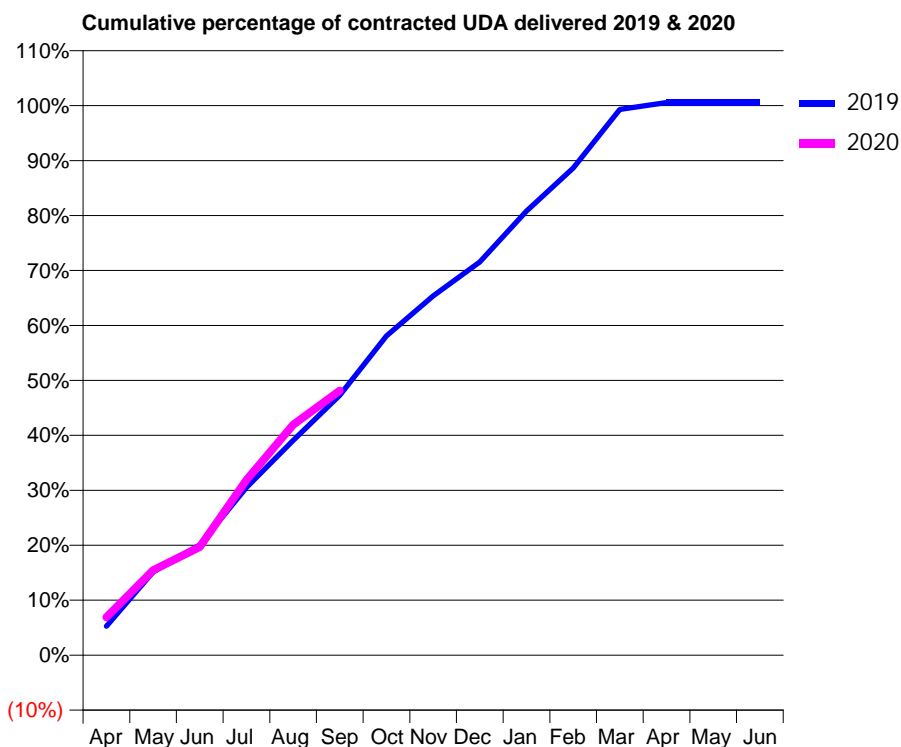
19/20 Contracted general activity (UDA)	8,624
Carry forward general activity (UDA)	-47
19/20 Contracted orthodontic activity (UOA)	0
Carry forward orthodontic activity (UOA)	0
Baseline contract value	£213,649.25

### ACCESS\*

Patients seen in 24 months	Total	Change since previous quarter
Quarter ending September 2018	3,934	
Quarter ending December 2018	3,943	→
Quarter ending March 2019	4,033	↑
Quarter ending June 2019	4,129	↑
Quarter ending September 2019	4,233	↑
<b>Variance since September 2018</b>	<b>7.6%</b>	<b>↑</b>



### ACTIVITY



Month	Adjusted Scheduled Activity (UDA)	
	2019	2020
April	455	596
May	1,307	1,333
June	1,730	1,698
July	2,632	2,748
August	3,371	3,614
September	4,079	4,152
October	5,010	
November	5,636	
December	6,171	
January	6,969	
February	7,644	
March	8,565	
April	8,671	
May	8,671	
June	8,671	

### QUALITY

	Quantity	Base Number	Contract	AT	Region	England
% of FP17s for the same patient ID Re-attending within 3 months - Children	27	629	4.3%	9.3%	12.1%	11.5%
% of FP17s for the same patient ID Re-attending within 3 months - Adults	192	2,035	9.4%	12.3%	15.6%	15.4%
% of FP17s for the same patient ID Re-attending between 3 & 9 months - Children	359	629	57.1%	64.4%	61.2%	59.7%
% of FP17s for the same patient ID Re-attending between 3 & 9 months - Adults	1,093	2,035	53.7%	55.8%	54.3%	51.7%
% of FP17s for Band 1 Urgent Courses	133	2,596	5.1%	7.8%	9.1%	9.2%
% of FP17s Relating to Free Repair or Replacements	0	2,596	0.0%	0.9%	0.9%	0.7%
% of FP17s Relating to Continuations	13	2,596	0.5%	0.9%	1.0%	0.8%
% of Patients satisfied with the dentistry they have received	1	1	N/A	94.0%	94.4%	93.5%
% of Patients satisfied with the time they had to wait for an appointment	1	1	N/A	89.8%	88.1%	87.4%

\* This is based on patients treated on this contract for their most recent course of treatment. Figures in italics indicate the base number of FP17s or Patient Questionnaire responses are less than 100. N/A is shown where the base number of responses is less than 10 during the period. % is calculated as Quantity/Base number\*100

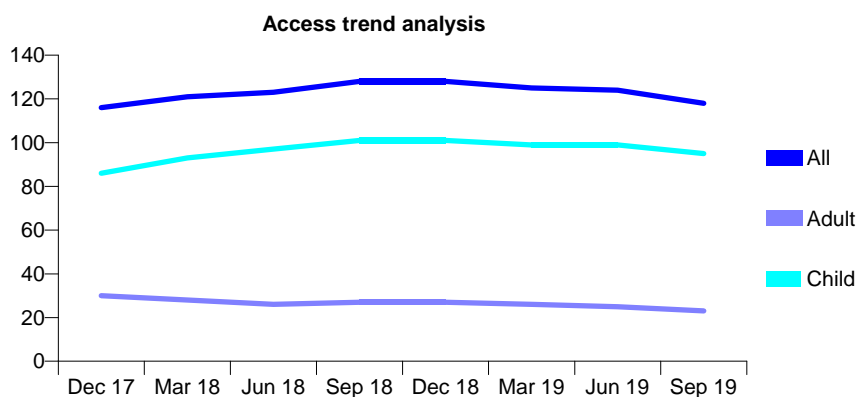
## Q50 - Vital Signs At a Glance Contract Report for 100111/0000 - September 2019

Name or company name	Bodental Practice
Contract type name	GDS Contract
Purpose of contract	General
Contract start date	01/04/2016
Contract end date	

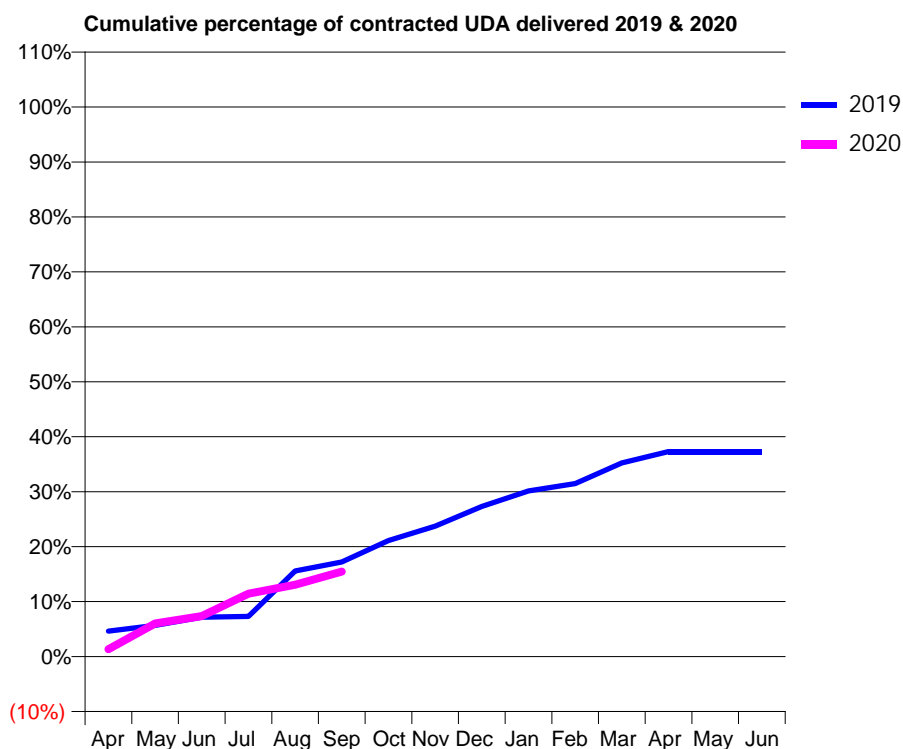
19/20 Contracted general activity (UDA)	670
Carry forward general activity (UDA)	0
19/20 Contracted orthodontic activity (UOA)	0
Carry forward orthodontic activity (UOA)	0
Baseline contract value	£16,996.31

### ACCESS\*

Patients seen in 24 months	Total	Change since previous quarter
Quarter ending September 2018	128	
Quarter ending December 2018	128	→
Quarter ending March 2019	125	↓
Quarter ending June 2019	124	→
Quarter ending September 2019	118	↓
<b>Variance since September 2018</b>	<b>(7.8%)</b>	<b>↓</b>



### ACTIVITY



Month	Adjusted Scheduled Activity (UDA)	
	2019	2020
April	31	9
May	38	40
June	48	49
July	49	77
August	104	88
September	115	104
October	142	
November	159	
December	183	
January	202	
February	211	
March	236	
April	250	
May	250	
June	250	

### QUALITY

	Quantity	Base Number	Contract	AT	Region	England
% of FP17s for the same patient ID Re-attending within 3 months - Children	3	74	4.1%	9.3%	12.1%	11.5%
% of FP17s for the same patient ID Re-attending within 3 months - Adults	5	15	33.3%	12.3%	15.6%	15.4%
% of FP17s for the same patient ID Re-attending between 3 & 9 months - Children	54	74	73.0%	64.4%	61.2%	59.7%
% of FP17s for the same patient ID Re-attending between 3 & 9 months - Adults	8	15	53.3%	55.8%	54.3%	51.7%
% of FP17s for Band 1 Urgent Courses	3	80	3.8%	7.8%	9.1%	9.2%
% of FP17s Relating to Free Repair or Replacements	0	80	0.0%	0.9%	0.9%	0.7%
% of FP17s Relating to Continuations	0	80	0.0%	0.9%	1.0%	0.8%
% of Patients satisfied with the dentistry they have received	0	0	N/A	94.0%	94.4%	93.5%
% of Patients satisfied with the time they had to wait for an appointment	0	0	N/A	89.8%	88.1%	87.4%

\* This is based on patients treated on this contract for their most recent course of treatment. Figures in italics indicate the base number of FP17s or Patient Questionnaire responses are less than 100. N/A is shown where the base number of responses is less than 10 during the period. % is calculated as Quantity/Base number\*100



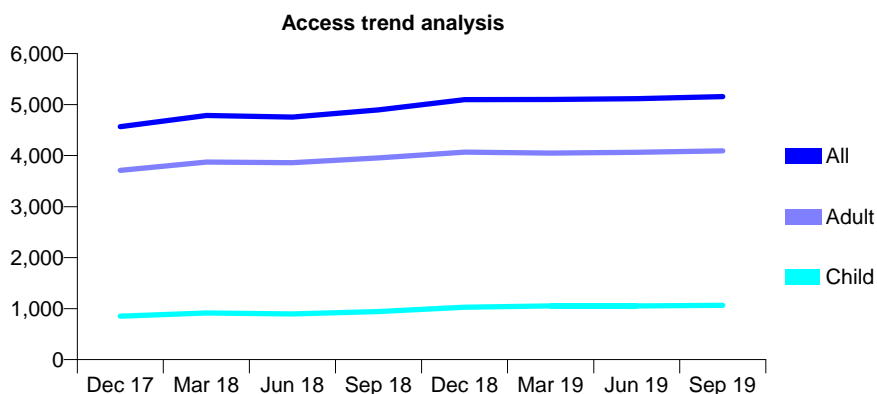
## Q50 - Vital Signs At a Glance Contract Report for 100135/0000 - September 2019

Name or company name	MR N TIBREWAL
Contract type name	GDS Contract
Purpose of contract	General
Contract start date	01/05/2016
Contract end date	

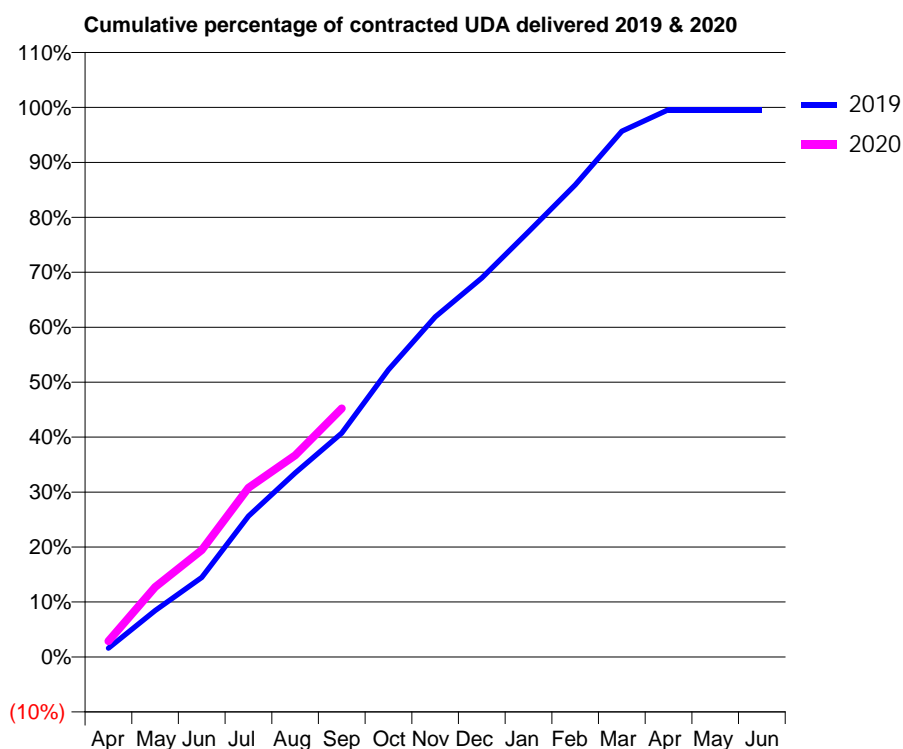
19/20 Contracted general activity (UDA)	16,464
Carry forward general activity (UDA)	68
19/20 Contracted orthodontic activity (UOA)	0
Carry forward orthodontic activity (UOA)	0
Baseline contract value	£474,393.87

### ACCESS\*

Patients seen in 24 months	Total	Change since previous quarter
Quarter ending September 2018	4,899	
Quarter ending December 2018	5,096	↑
Quarter ending March 2019	5,103	→
Quarter ending June 2019	5,118	→
Quarter ending September 2019	5,158	→
<b>Variance since September 2018</b>	<b>5.3%</b>	<b>↑</b>



### ACTIVITY



Adjusted Scheduled Activity (UDA)		
Month	2019	2020
April	261	473
May	1,393	2,094
June	2,385	3,203
July	4,221	5,067
August	5,510	6,042
September	6,705	7,445
October	8,606	
November	10,186	
December	11,354	
January	12,738	
February	14,146	
March	15,753	
April	16,394	
May	16,396	
June	16,396	

### QUALITY

	Quantity	Base Number	Contract	AT	Region	England
% of FP17s for the same patient ID Re-attending within 3 months - Children	45	829	5.4%	9.3%	12.1%	11.5%
% of FP17s for the same patient ID Re-attending within 3 months - Adults	584	3,529	16.5%	12.3%	15.6%	15.4%
% of FP17s for the same patient ID Re-attending between 3 & 9 months - Children	578	829	69.7%	64.4%	61.2%	59.7%
% of FP17s for the same patient ID Re-attending between 3 & 9 months - Adults	2,301	3,529	65.2%	55.8%	54.3%	51.7%
% of FP17s for Band 1 Urgent Courses	334	4,031	8.3%	7.8%	9.1%	9.2%
% of FP17s Relating to Free Repair or Replacements	78	4,031	1.9%	0.9%	0.9%	0.7%
% of FP17s Relating to Continuations	57	4,031	1.4%	0.9%	1.0%	0.8%
% of Patients satisfied with the dentistry they have received	2	2	N/A	94.0%	94.4%	93.5%
% of Patients satisfied with the time they had to wait for an appointment	2	2	N/A	89.8%	88.1%	87.4%

\* This is based on patients treated on this contract for their most recent course of treatment.

Figures in italics indicate the base number of FP17s or Patient Questionnaire responses are less than 100. N/A is shown where the base number of responses is less than 10 during the period. % is calculated as Quantity/Base number\*100

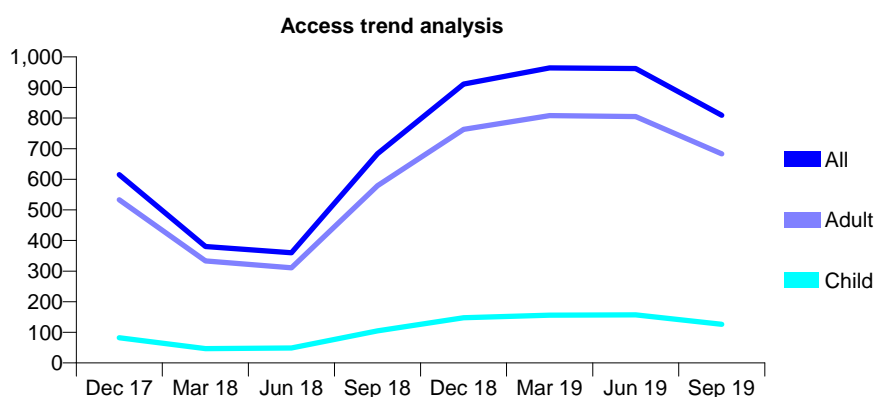
## Q50 - Vital Signs At a Glance Contract Report for 100140/0000 - September 2019

Name or company name	Ishak & Bee
Contract type name	GDS Contract
Purpose of contract	General
Contract start date	01/05/2016
Contract end date	

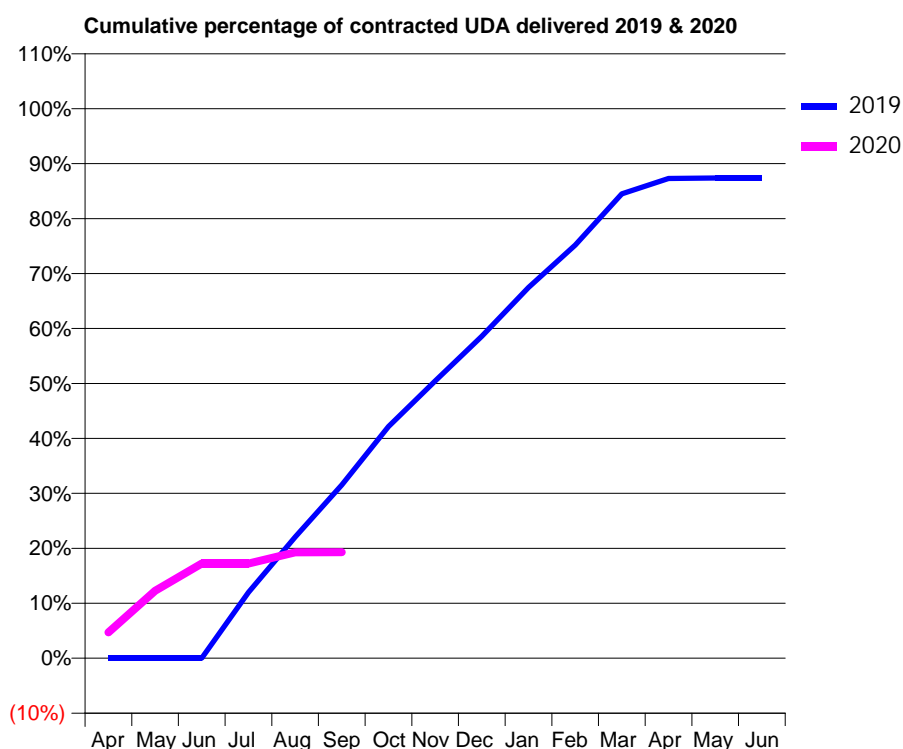
19/20 Contracted general activity (UDA)	4,102
Carry forward general activity (UDA)	0
19/20 Contracted orthodontic activity (UOA)	0
Carry forward orthodontic activity (UOA)	0
Baseline contract value	£108,416.63

### ACCESS\*

Patients seen in 24 months	Total	Change since previous quarter
Quarter ending September 2018	684	
Quarter ending December 2018	911	↑
Quarter ending March 2019	964	↑
Quarter ending June 2019	962	→
Quarter ending September 2019	809	↓
<b>Variance since September 2018</b>	<b>18.3%</b>	<b>↑</b>



### ACTIVITY



Month	2019	2020
April	0	193
May	0	503
June	0	706
July	491	706
August	905	791
September	1,293	792
October	1,730	
November	2,070	
December	2,402	
January	2,768	
February	3,085	
March	3,467	
April	3,581	
May	3,584	
June	3,584	

### QUALITY

	Quantity	Base Number	Contract	AT	Region	England
% of FP17s for the same patient ID Re-attending within 3 months - Children	2	52	3.8%	9.3%	12.1%	11.5%
% of FP17s for the same patient ID Re-attending within 3 months - Adults	47	245	19.2%	12.3%	15.6%	15.4%
% of FP17s for the same patient ID Re-attending between 3 & 9 months - Children	12	52	23.1%	64.4%	61.2%	59.7%
% of FP17s for the same patient ID Re-attending between 3 & 9 months - Adults	68	245	27.8%	55.8%	54.3%	51.7%
% of FP17s for Band 1 Urgent Courses	36	259	13.9%	7.8%	9.1%	9.2%
% of FP17s Relating to Free Repair or Replacements	3	259	1.2%	0.9%	0.9%	0.7%
% of FP17s Relating to Continuations	2	259	0.8%	0.9%	1.0%	0.8%
% of Patients satisfied with the dentistry they have received	0	0	N/A	94.0%	94.4%	93.5%
% of Patients satisfied with the time they had to wait for an appointment	0	0	N/A	89.8%	88.1%	87.4%

\* This is based on patients treated on this contract for their most recent course of treatment. Figures in italics indicate the base number of FP17s or Patient Questionnaire responses are less than 100. N/A is shown where the base number of responses is less than 10 during the period. % is calculated as Quantity/Base number\*100

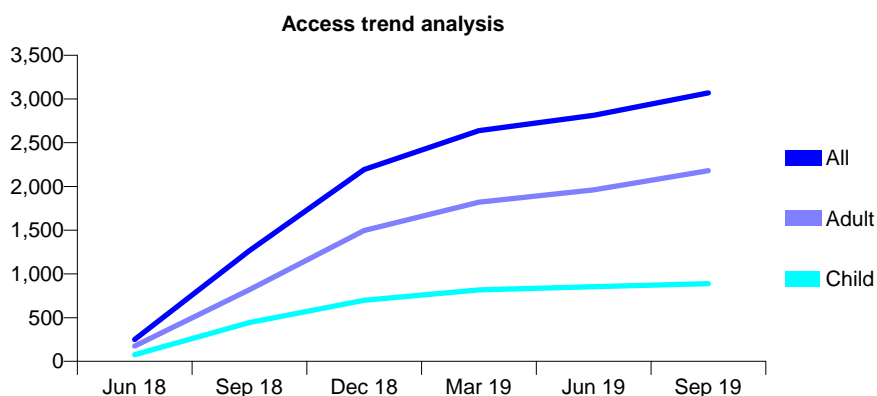
## Q50 - Vital Signs At a Glance Contract Report for 100672/0000 - September 2019

Name or company name	City Health Dental
Contract type name	GDS Contract
Purpose of contract	General
Contract start date	01/04/2018
Contract end date	

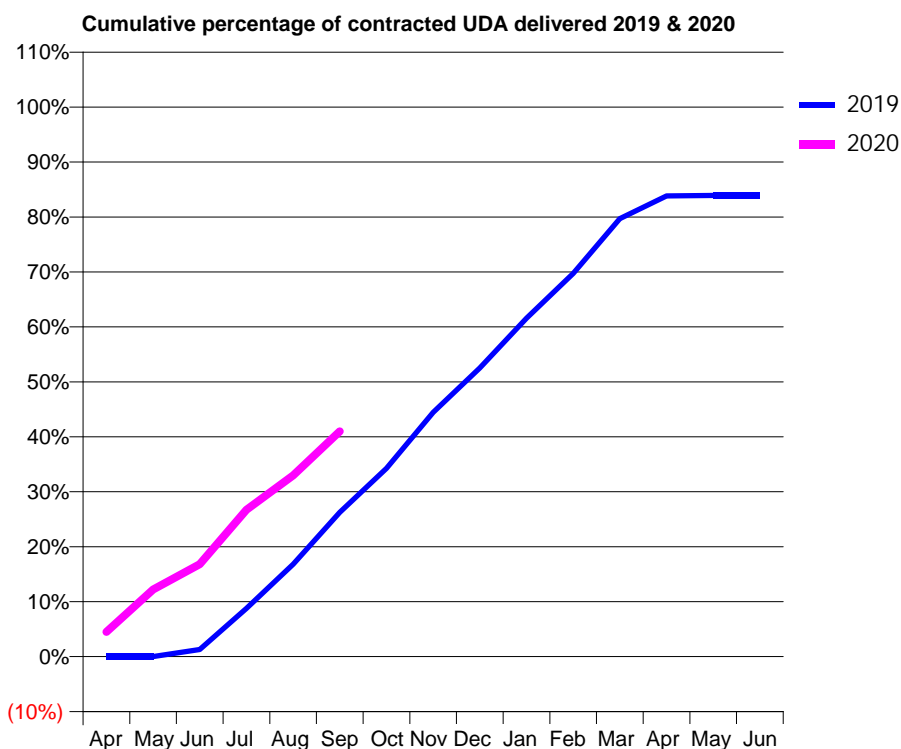
19/20 Contracted general activity (UDA)	10,000
Carry forward general activity (UDA)	0
19/20 Contracted orthodontic activity (UOA)	0
Carry forward orthodontic activity (UOA)	0
Baseline contract value	£365,795.88

### ACCESS\*

Patients seen in 24 months	Total	Change since previous quarter
Quarter ending September 2018	1,265	
Quarter ending December 2018	2,194	↑
Quarter ending March 2019	2,637	↑
Quarter ending June 2019	2,815	↑
Quarter ending September 2019	3,069	↑
<b>Variance since September 2018</b>	<b>142.6%</b>	<b>↑</b>



### ACTIVITY



Month	Adjusted Scheduled Activity (UDA)	
	2019	2020
April	0	450
May	0	1,223
June	108	1,682
July	734	2,674
August	1,402	3,299
September	2,188	4,099
October	2,854	
November	3,704	
December	4,377	
January	5,131	
February	5,811	
March	6,640	
April	6,986	
May	6,991	
June	6,991	

### QUALITY

	Quantity	Base Number	Contract	AT	Region	England
% of FP17s for the same patient ID Re-attending within 3 months - Children	37	685	5.4%	9.3%	12.1%	11.5%
% of FP17s for the same patient ID Re-attending within 3 months - Adults	299	1,902	15.7%	12.3%	15.6%	15.4%
% of FP17s for the same patient ID Re-attending between 3 & 9 months - Children	449	685	65.5%	64.4%	61.2%	59.7%
% of FP17s for the same patient ID Re-attending between 3 & 9 months - Adults	1,082	1,902	56.9%	55.8%	54.3%	51.7%
% of FP17s for Band 1 Urgent Courses	247	2,403	10.3%	7.8%	9.1%	9.2%
% of FP17s Relating to Free Repair or Replacements	43	2,403	1.8%	0.9%	0.9%	0.7%
% of FP17s Relating to Continuations	41	2,403	1.7%	0.9%	1.0%	0.8%
% of Patients satisfied with the dentistry they have received	1	1	N/A	94.0%	94.4%	93.5%
% of Patients satisfied with the time they had to wait for an appointment	1	1	N/A	89.8%	88.1%	87.4%

\* This is based on patients treated on this contract for their most recent course of treatment. Figures in italics indicate the base number of FP17s or Patient Questionnaire responses are less than 100. N/A is shown where the base number of responses is less than 10 during the period. % is calculated as Quantity/Base number\*100

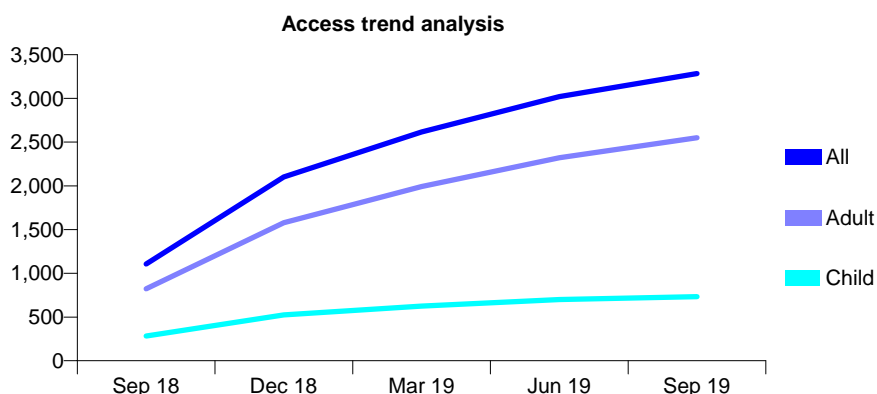
## Q50 - Vital Signs At a Glance Contract Report for 100673/0000 - September 2019

Name or company name	City Health Dental
Contract type name	GDS Contract
Purpose of contract	General
Contract start date	01/04/2018
Contract end date	

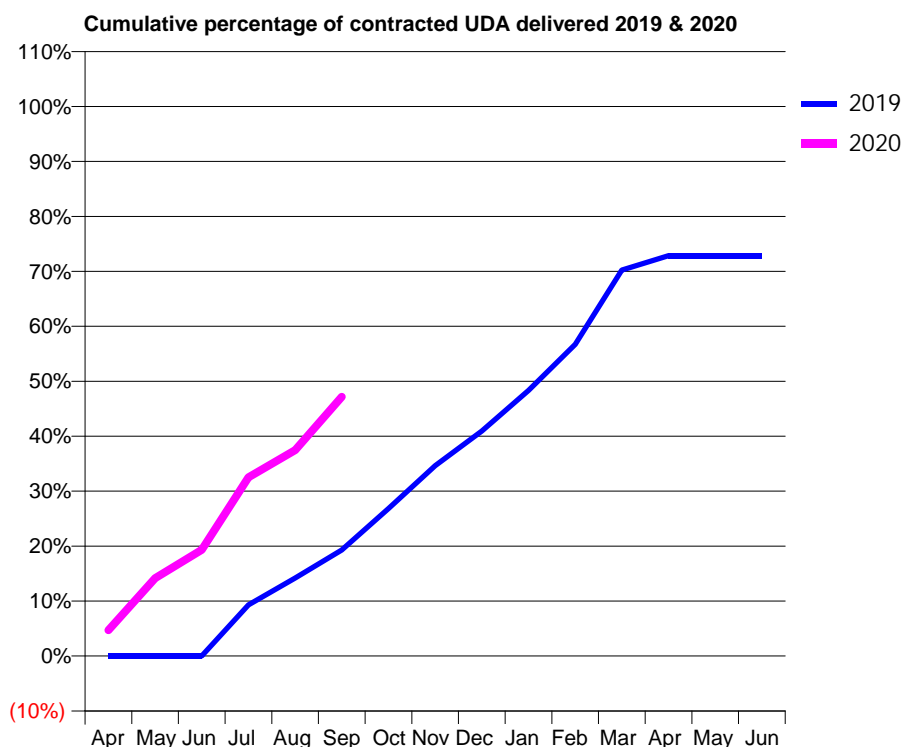
19/20 Contracted general activity (UDA)	11,000
Carry forward general activity (UDA)	0
19/20 Contracted orthodontic activity (UOA)	0
Carry forward orthodontic activity (UOA)	0
Baseline contract value	£402,377.51

### ACCESS\*

Patients seen in 24 months	Total	Change since previous quarter
Quarter ending September 2018	1,106	
Quarter ending December 2018	2,102	↑
Quarter ending March 2019	2,616	↑
Quarter ending June 2019	3,021	↑
Quarter ending September 2019	3,284	↑
<b>Variance since September 2018</b>	<b>196.9%</b>	<b>↑</b>



### ACTIVITY



Month	Adjusted Scheduled Activity (UDA)	
	2019	2020
April	0	518
May	0	1,559
June	0	2,126
July	852	3,580
August	1,303	4,119
September	1,770	5,187
October	2,461	
November	3,175	
December	3,751	
January	4,431	
February	5,201	
March	6,438	
April	6,678	
May	6,679	
June	6,679	

### QUALITY

	Quantity	Base Number	Contract	AT	Region	England
% of FP17s for the same patient ID Re-attending within 3 months - Children	53	638	8.3%	9.3%	12.1%	11.5%
% of FP17s for the same patient ID Re-attending within 3 months - Adults	479	2,411	19.9%	12.3%	15.6%	15.4%
% of FP17s for the same patient ID Re-attending between 3 & 9 months - Children	367	638	57.5%	64.4%	61.2%	59.7%
% of FP17s for the same patient ID Re-attending between 3 & 9 months - Adults	1,181	2,411	49.0%	55.8%	54.3%	51.7%
% of FP17s for Band 1 Urgent Courses	415	2,939	14.1%	7.8%	9.1%	9.2%
% of FP17s Relating to Free Repair or Replacements	58	2,939	2.0%	0.9%	0.9%	0.7%
% of FP17s Relating to Continuations	65	2,939	2.2%	0.9%	1.0%	0.8%
% of Patients satisfied with the dentistry they have received	2	2	N/A	94.0%	94.4%	93.5%
% of Patients satisfied with the time they had to wait for an appointment	0	2	N/A	89.8%	88.1%	87.4%

\* This is based on patients treated on this contract for their most recent course of treatment. Figures in italics indicate the base number of FP17s or Patient Questionnaire responses are less than 100. N/A is shown where the base number of responses is less than 10 during the period. % is calculated as Quantity/Base number\*100

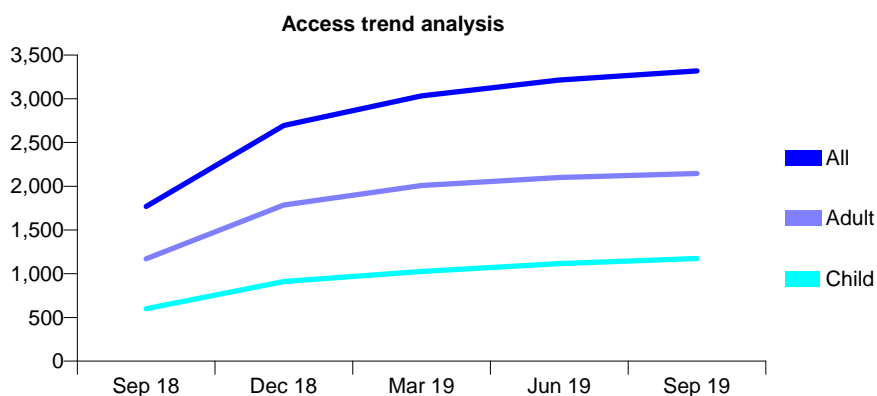
## Q50 - Vital Signs At a Glance Contract Report for 100674/0000 - September 2019

Name or company name	City Health Dental
Contract type name	GDS Contract
Purpose of contract	General
Contract start date	01/04/2018
Contract end date	

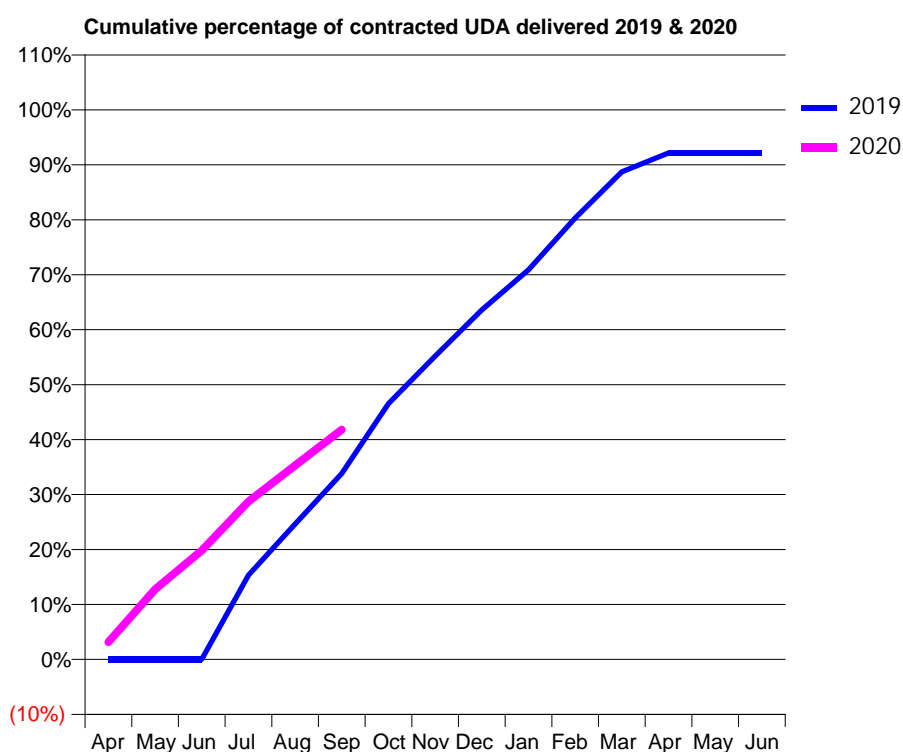
19/20 Contracted general activity (UDA)	10,000
Carry forward general activity (UDA)	0
19/20 Contracted orthodontic activity (UOA)	0
Carry forward orthodontic activity (UOA)	0
Baseline contract value	£365,795.88

### ACCESS\*

Patients seen in 24 months	Total	Change since previous quarter
Quarter ending September 2018	1,769	
Quarter ending December 2018	2,694	↑
Quarter ending March 2019	3,033	↑
Quarter ending June 2019	3,214	↑
Quarter ending September 2019	3,320	↑
<b>Variance since September 2018</b>	<b>87.7%</b>	<b>↑</b>



### ACTIVITY



Month	2019	2020
April	0	317
May	0	1,278
June	0	1,982
July	1,278	2,874
August	2,055	3,532
September	2,820	4,179
October	3,880	
November	4,599	
December	5,299	
January	5,907	
February	6,694	
March	7,394	
April	7,679	
May	7,679	
June	7,679	

### QUALITY

	Quantity	Base Number	Contract	AT	Region	England
% of FP17s for the same patient ID Re-attending within 3 months - Children	86	1,128	7.6%	9.3%	12.1%	11.5%
% of FP17s for the same patient ID Re-attending within 3 months - Adults	221	1,762	12.5%	12.3%	15.6%	15.4%
% of FP17s for the same patient ID Re-attending between 3 & 9 months - Children	750	1,128	66.5%	64.4%	61.2%	59.7%
% of FP17s for the same patient ID Re-attending between 3 & 9 months - Adults	1,204	1,762	68.3%	55.8%	54.3%	51.7%
% of FP17s for Band 1 Urgent Courses	254	2,713	9.4%	7.8%	9.1%	9.2%
% of FP17s Relating to Free Repair or Replacements	19	2,713	0.7%	0.9%	0.9%	0.7%
% of FP17s Relating to Continuations	9	2,713	0.3%	0.9%	1.0%	0.8%
% of Patients satisfied with the dentistry they have received	0	0	N/A	94.0%	94.4%	93.5%
% of Patients satisfied with the time they had to wait for an appointment	0	0	N/A	89.8%	88.1%	87.4%

\* This is based on patients treated on this contract for their most recent course of treatment. Figures in italics indicate the base number of FP17s or Patient Questionnaire responses are less than 100. N/A is shown where the base number of responses is less than 10 during the period. % is calculated as Quantity/Base number\*100

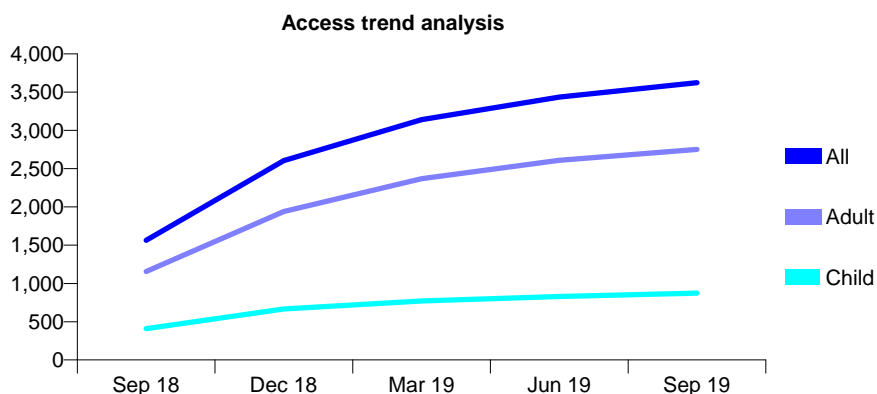
## Q50 - Vital Signs At a Glance Contract Report for 100675/0000 - September 2019

Name or company name	City Health Dental
Contract type name	GDS Contract
Purpose of contract	General
Contract start date	01/04/2018
Contract end date	

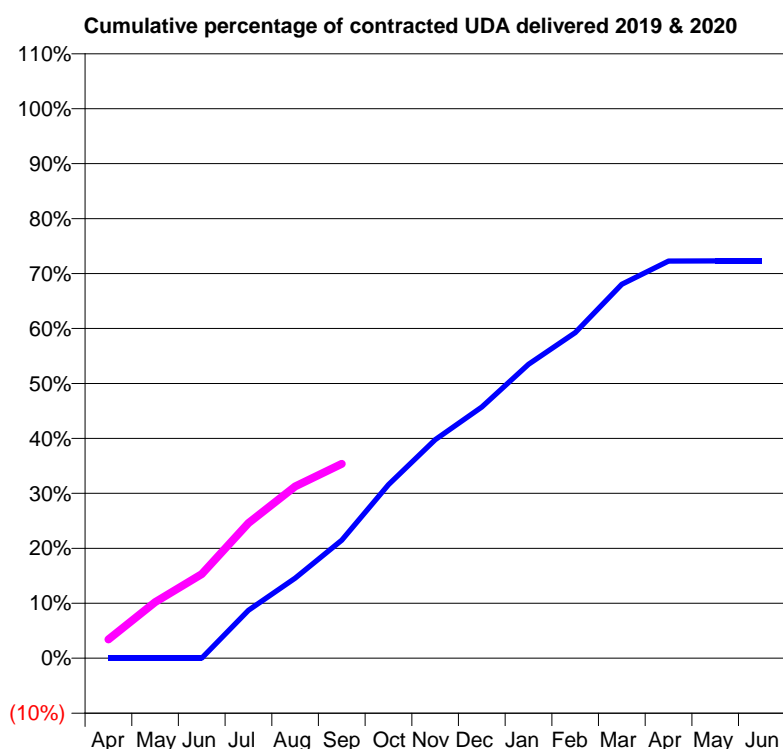
19/20 Contracted general activity (UDA)	13,000
Carry forward general activity (UDA)	0
19/20 Contracted orthodontic activity (UOA)	0
Carry forward orthodontic activity (UOA)	0
Baseline contract value	£475,534.63

### ACCESS\*

Patients seen in 24 months	Total	Change since previous quarter
Quarter ending September 2018	1,564	
Quarter ending December 2018	2,605	↑
Quarter ending March 2019	3,139	↑
Quarter ending June 2019	3,437	↑
Quarter ending September 2019	3,624	↑
<b>Variance since September 2018</b>	<b>131.7%</b>	<b>↑</b>



### ACTIVITY



Month	2019	2020
April	0	446
May	0	1,328
June	0	1,988
July	946	3,196
August	1,579	4,064
September	2,327	4,598
October	3,421	
November	4,308	
December	4,952	
January	5,792	
February	6,417	
March	7,373	
April	7,830	
May	7,833	
June	7,833	

### QUALITY

	Quantity	Base Number	Contract	AT	Region	England
% of FP17s for the same patient ID Re-attending within 3 months - Children	30	605	5.0%	9.3%	12.1%	11.5%
% of FP17s for the same patient ID Re-attending within 3 months - Adults	293	2,154	13.6%	12.3%	15.6%	15.4%
% of FP17s for the same patient ID Re-attending between 3 & 9 months - Children	340	605	56.2%	64.4%	61.2%	59.7%
% of FP17s for the same patient ID Re-attending between 3 & 9 months - Adults	1,180	2,154	54.8%	55.8%	54.3%	51.7%
% of FP17s for Band 1 Urgent Courses	225	2,544	8.8%	7.8%	9.1%	9.2%
% of FP17s Relating to Free Repair or Replacements	70	2,544	2.8%	0.9%	0.9%	0.7%
% of FP17s Relating to Continuations	46	2,544	1.8%	0.9%	1.0%	0.8%
% of Patients satisfied with the dentistry they have received	1	1	N/A	94.0%	94.4%	93.5%
% of Patients satisfied with the time they had to wait for an appointment	1	1	N/A	89.8%	88.1%	87.4%

\* This is based on patients treated on this contract for their most recent course of treatment. Figures in italics indicate the base number of FP17s or Patient Questionnaire responses are less than 100. N/A is shown where the base number of responses is less than 10 during the period. % is calculated as Quantity/Base number\*100

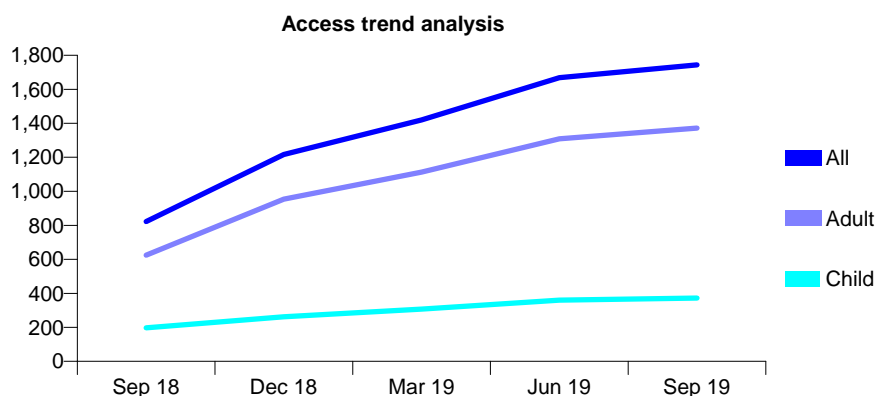
## Q50 - Vital Signs At a Glance Contract Report for 100676/0000 - September 2019

Name or company name	City Health Dental
Contract type name	GDS Contract
Purpose of contract	General
Contract start date	01/04/2018
Contract end date	

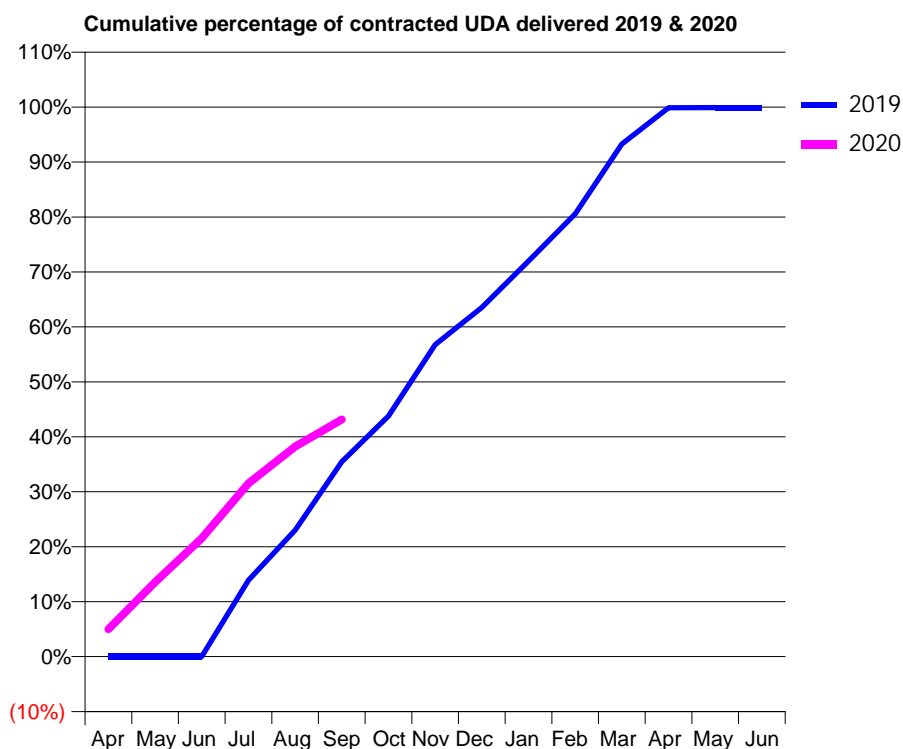
19/20 Contracted general activity (UDA)	7,500
Carry forward general activity (UDA)	7
19/20 Contracted orthodontic activity (UOA)	0
Carry forward orthodontic activity (UOA)	0
Baseline contract value	£274,346.91

### ACCESS\*

Patients seen in 24 months	Total	Change since previous quarter
Quarter ending September 2018	822	
Quarter ending December 2018	1,216	↑
Quarter ending March 2019	1,420	↑
Quarter ending June 2019	1,669	↑
Quarter ending September 2019	1,743	↑
<b>Variance since September 2018</b>	<b>112.0%</b>	<b>↑</b>



### ACTIVITY



Month	Adjusted Scheduled Activity (UDA)	
	2019	2020
April	0	374
May	0	1,016
June	0	1,615
July	869	2,365
August	1,438	2,868
September	2,216	3,237
October	2,737	
November	3,549	
December	3,971	
January	4,499	
February	5,035	
March	5,830	
April	6,242	
May	6,243	
June	6,243	

### QUALITY

	Quantity	Base Number	Contract	AT	Region	England
% of FP17s for the same patient ID Re-attending within 3 months - Children	14	307	4.6%	9.3%	12.1%	11.5%
% of FP17s for the same patient ID Re-attending within 3 months - Adults	198	1,236	16.0%	12.3%	15.6%	15.4%
% of FP17s for the same patient ID Re-attending between 3 & 9 months - Children	185	307	60.3%	64.4%	61.2%	59.7%
% of FP17s for the same patient ID Re-attending between 3 & 9 months - Adults	689	1,236	55.7%	55.8%	54.3%	51.7%
% of FP17s for Band 1 Urgent Courses	91	1,381	6.6%	7.8%	9.1%	9.2%
% of FP17s Relating to Free Repair or Replacements	38	1,381	2.8%	0.9%	0.9%	0.7%
% of FP17s Relating to Continuations	30	1,381	2.2%	0.9%	1.0%	0.8%
% of Patients satisfied with the dentistry they have received	4	4	N/A	94.0%	94.4%	93.5%
% of Patients satisfied with the time they had to wait for an appointment	4	4	N/A	89.8%	88.1%	87.4%

\* This is based on patients treated on this contract for their most recent course of treatment. Figures in italics indicate the base number of FP17s or Patient Questionnaire responses are less than 100. N/A is shown where the base number of responses is less than 10 during the period. % is calculated as Quantity/Base number\*100

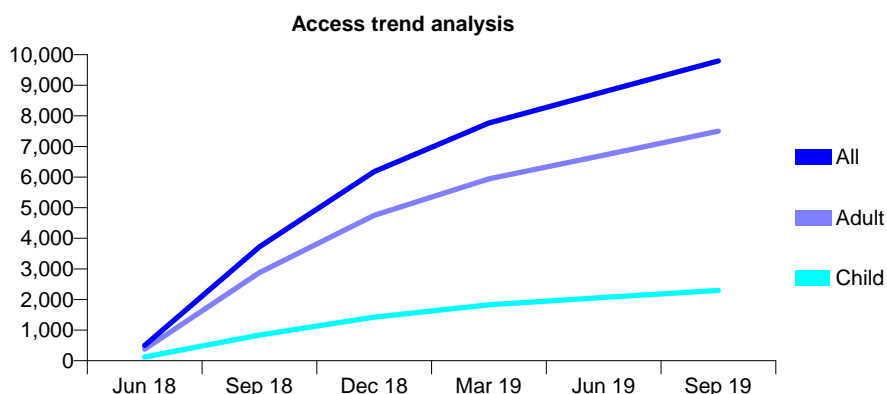
## Q50 - Vital Signs At a Glance Contract Report for 100677/0000 - September 2019

Name or company name	City Health Dental
Contract type name	GDS Contract
Purpose of contract	General
Contract start date	01/04/2018
Contract end date	

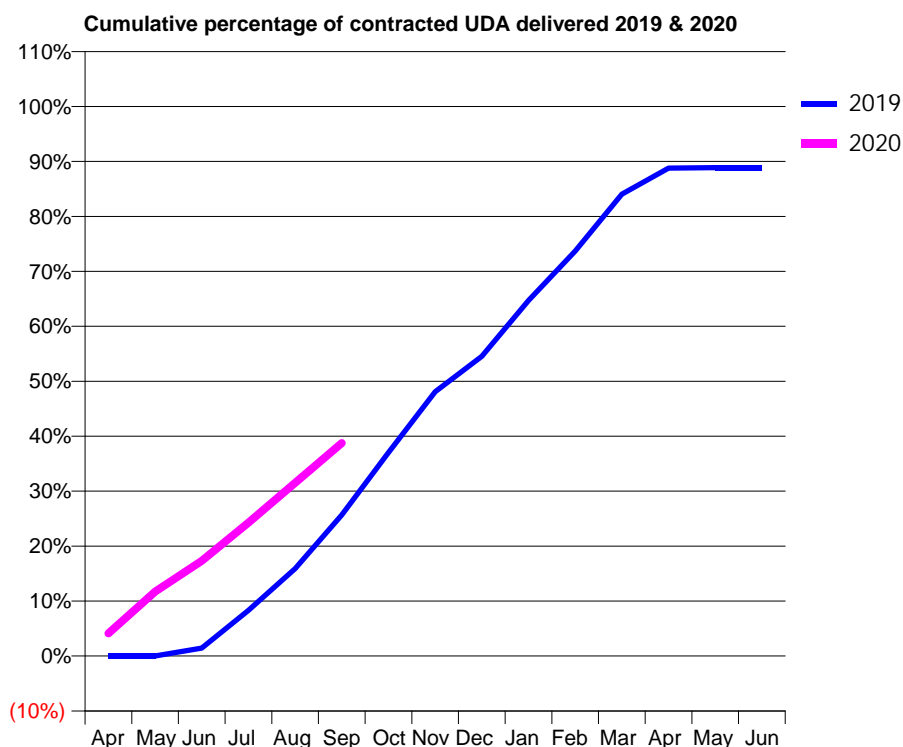
19/20 Contracted general activity (UDA)	36,200
Carry forward general activity (UDA)	0
19/20 Contracted orthodontic activity (UOA)	0
Carry forward orthodontic activity (UOA)	0
Baseline contract value	£1,324,181.08

### ACCESS\*

Patients seen in 24 months	Total	Change since previous quarter
Quarter ending September 2018	3,718	
Quarter ending December 2018	6,175	↑
Quarter ending March 2019	7,768	↑
Quarter ending June 2019	8,786	↑
Quarter ending September 2019	9,797	↑
<b>Variance since September 2018</b>	<b>163.5%</b>	<b>↑</b>



### ACTIVITY



Month	Adjusted Scheduled Activity (UDA)	
	2019	2020
April	0	1,500
May	0	4,249
June	434	6,267
July	2,506	8,787
August	4,807	11,418
September	7,748	14,028
October	11,168	
November	14,516	
December	16,453	
January	19,524	
February	22,229	
March	25,348	
April	26,786	
May	26,805	
June	26,809	

### QUALITY

	Quantity	Base Number	Contract	AT	Region	England
% of FP17s for the same patient ID Re-attending within 3 months - Children	155	1,595	9.7%	9.3%	12.1%	11.5%
% of FP17s for the same patient ID Re-attending within 3 months - Adults	822	4,966	16.6%	12.3%	15.6%	15.4%
% of FP17s for the same patient ID Re-attending between 3 & 9 months - Children	707	1,595	44.3%	64.4%	61.2%	59.7%
% of FP17s for the same patient ID Re-attending between 3 & 9 months - Adults	2,086	4,966	42.0%	55.8%	54.3%	51.7%
% of FP17s for Band 1 Urgent Courses	1,045	6,001	17.4%	7.8%	9.1%	9.2%
% of FP17s Relating to Free Repair or Replacements	33	6,001	0.5%	0.9%	0.9%	0.7%
% of FP17s Relating to Continuations	76	6,001	1.3%	0.9%	1.0%	0.8%
% of Patients satisfied with the dentistry they have received	3	4	N/A	94.0%	94.4%	93.5%
% of Patients satisfied with the time they had to wait for an appointment	3	4	N/A	89.8%	88.1%	87.4%

\* This is based on patients treated on this contract for their most recent course of treatment. Figures in italics indicate the base number of FP17s or Patient Questionnaire responses are less than 100. N/A is shown where the base number of responses is less than 10 during the period. % is calculated as Quantity/Base number\*100



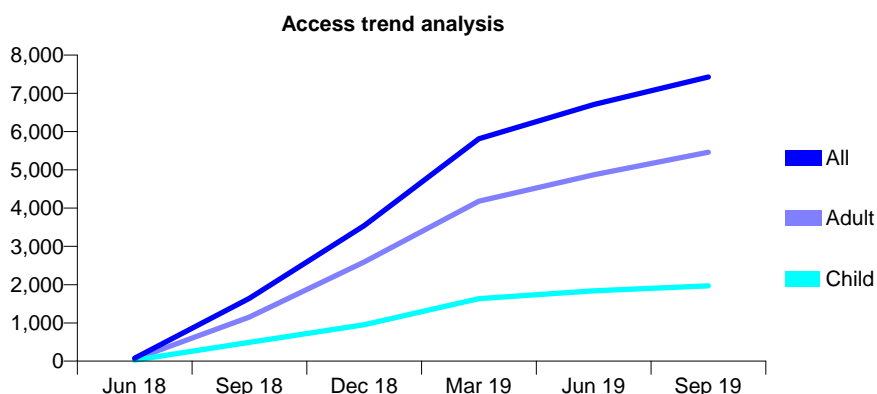
## Q50 - Vital Signs At a Glance Contract Report for 100678/0000 - September 2019

Name or company name	32 Dental Care Limited
Contract type name	PDS Contract
Purpose of contract	General
Contract start date	01/06/2018
Contract end date	31/05/2021

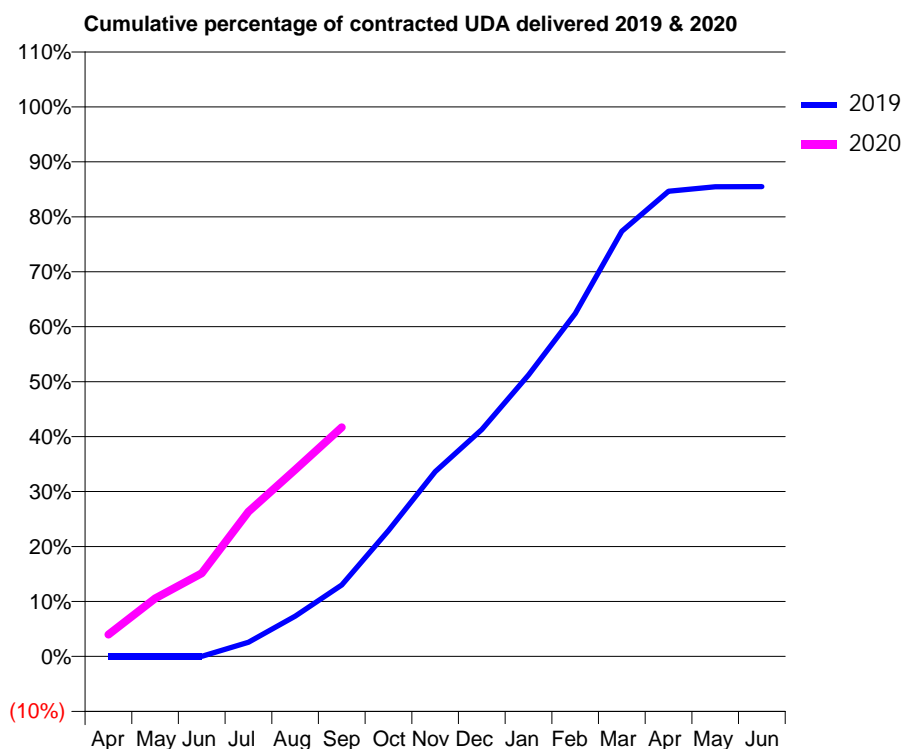
19/20 Contracted general activity (UDA)	27,341
Carry forward general activity (UDA)	0
19/20 Contracted orthodontic activity (UOA)	0
Carry forward orthodontic activity (UOA)	0
Baseline contract value	£791,862.87

### ACCESS\*

Patients seen in 24 months	Total	Change since previous quarter
Quarter ending September 2018	1,644	
Quarter ending December 2018	3,541	↑
Quarter ending March 2019	5,814	↑
Quarter ending June 2019	6,708	↑
Quarter ending September 2019	7,427	↑
<b>Variance since September 2018</b>	<b>351.8%</b>	<b>↑</b>



### ACTIVITY



Month	Adjusted Scheduled Activity (UDA)	
	2019	2020
April	0	1,091
May	0	2,892
June	0	4,138
July	588	7,204
August	1,674	9,290
September	2,959	11,396
October	5,219	
November	7,661	
December	9,410	
January	11,667	
February	14,218	
March	17,627	
April	19,284	
May	19,471	
June	19,473	

### QUALITY

	Quantity	Base Number	Contract	AT	Region	England
% of FP17s for the same patient ID Re-attending within 3 months - Children	97	1,570	6.2%	9.3%	12.1%	11.5%
% of FP17s for the same patient ID Re-attending within 3 months - Adults	541	4,114	13.2%	12.3%	15.6%	15.4%
% of FP17s for the same patient ID Re-attending between 3 & 9 months - Children	729	1,570	46.4%	64.4%	61.2%	59.7%
% of FP17s for the same patient ID Re-attending between 3 & 9 months - Adults	1,663	4,114	40.4%	55.8%	54.3%	51.7%
% of FP17s for Band 1 Urgent Courses	482	5,012	9.6%	7.8%	9.1%	9.2%
% of FP17s Relating to Free Repair or Replacements	42	5,012	0.8%	0.9%	0.9%	0.7%
% of FP17s Relating to Continuations	25	5,012	0.5%	0.9%	1.0%	0.8%
% of Patients satisfied with the dentistry they have received	8	9	N/A	94.0%	94.4%	93.5%
% of Patients satisfied with the time they had to wait for an appointment	8	9	N/A	89.8%	88.1%	87.4%

\* This is based on patients treated on this contract for their most recent course of treatment. Figures in italics indicate the base number of FP17s or Patient Questionnaire responses are less than 100. N/A is shown where the base number of responses is less than 10 during the period. % is calculated as Quantity/Base number\*100

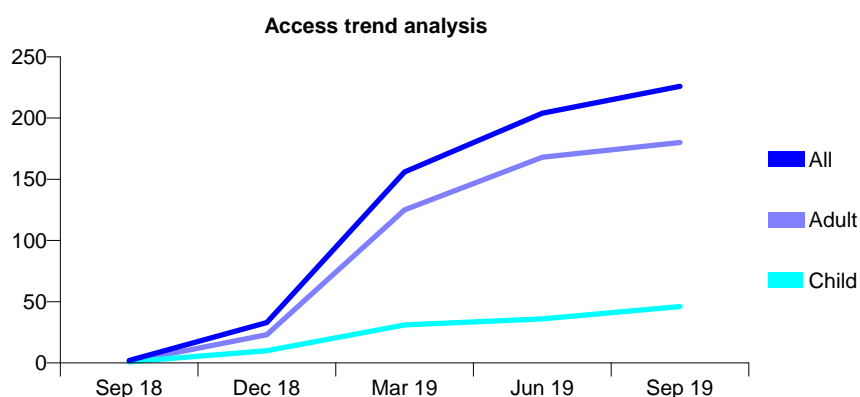
## Q50 - Vital Signs At a Glance Contract Report for 100770/0000 - September 2019

Name or company name	Aishwaryam Limited
Contract type name	GDS Contract
Purpose of contract	General
Contract start date	01/07/2018
Contract end date	31/03/2021

19/20 Contracted general activity (UDA)	1,223
Carry forward general activity (UDA)	0
19/20 Contracted orthodontic activity (UOA)	0
Carry forward orthodontic activity (UOA)	0
Baseline contract value	£34,610.90

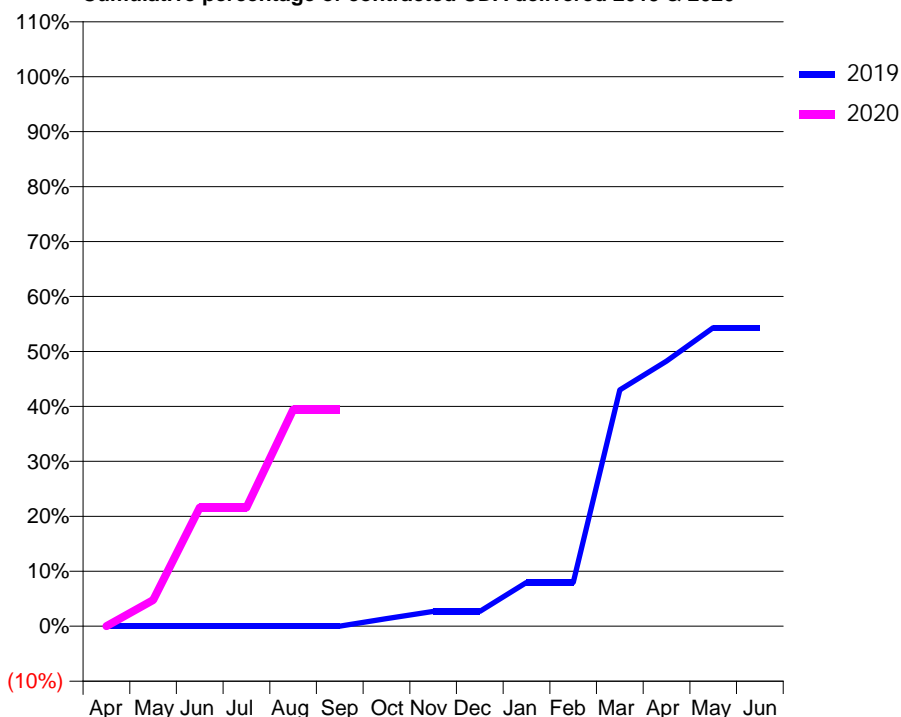
### ACCESS\*

Patients seen in 24 months	Total	Change since previous quarter
Quarter ending September 2018	2	
Quarter ending December 2018	33	↑
Quarter ending March 2019	156	↑
Quarter ending June 2019	204	↑
Quarter ending September 2019	226	↑
<b>Variance since September 2018</b>	<b>11200.0%</b>	<b>↑</b>



### ACTIVITY

Cumulative percentage of contracted UDA delivered 2019 & 2020



Adjusted Scheduled Activity (UDA)

Month	2019	2020
April	0	0
May	0	58
June	0	264
July	0	264
August	0	482
September	0	482
October	17	
November	33	
December	33	
January	97	
February	97	
March	526	
April	590	
May	664	
June	664	

### QUALITY

	Quantity	Base Number	Contract	AT	Region	England
% of FP17s for the same patient ID Re-attending within 3 months - Children	2	30	6.7%	9.3%	12.1%	11.5%
% of FP17s for the same patient ID Re-attending within 3 months - Adults	8	98	8.2%	12.3%	15.6%	15.4%
% of FP17s for the same patient ID Re-attending between 3 & 9 months - Children	6	30	20.0%	64.4%	61.2%	59.7%
% of FP17s for the same patient ID Re-attending between 3 & 9 months - Adults	16	98	16.3%	55.8%	54.3%	51.7%
% of FP17s for Band 1 Urgent Courses	6	98	6.1%	7.8%	9.1%	9.2%
% of FP17s Relating to Free Repair or Replacements	0	98	0.0%	0.9%	0.9%	0.7%
% of FP17s Relating to Continuations	2	98	2.0%	0.9%	1.0%	0.8%
% of Patients satisfied with the dentistry they have received	0	0	N/A	94.0%	94.4%	93.5%
% of Patients satisfied with the time they had to wait for an appointment	0	0	N/A	89.8%	88.1%	87.4%

\* This is based on patients treated on this contract for their most recent course of treatment.

Figures in italics indicate the base number of FP17s or Patient Questionnaire responses are less than 100. N/A is shown where the base number of responses is less than 10 during the period. % is calculated as Quantity/Base number\*100

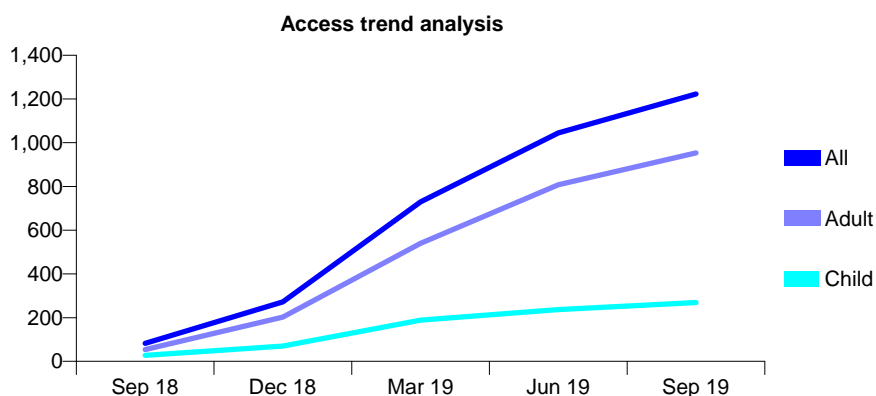
## Q50 - Vital Signs At a Glance Contract Report for 100772/0000 - September 2019

Name or company name	The Corner Dental Practice
Contract type name	GDS Contract
Purpose of contract	General
Contract start date	01/07/2018
Contract end date	31/03/2021

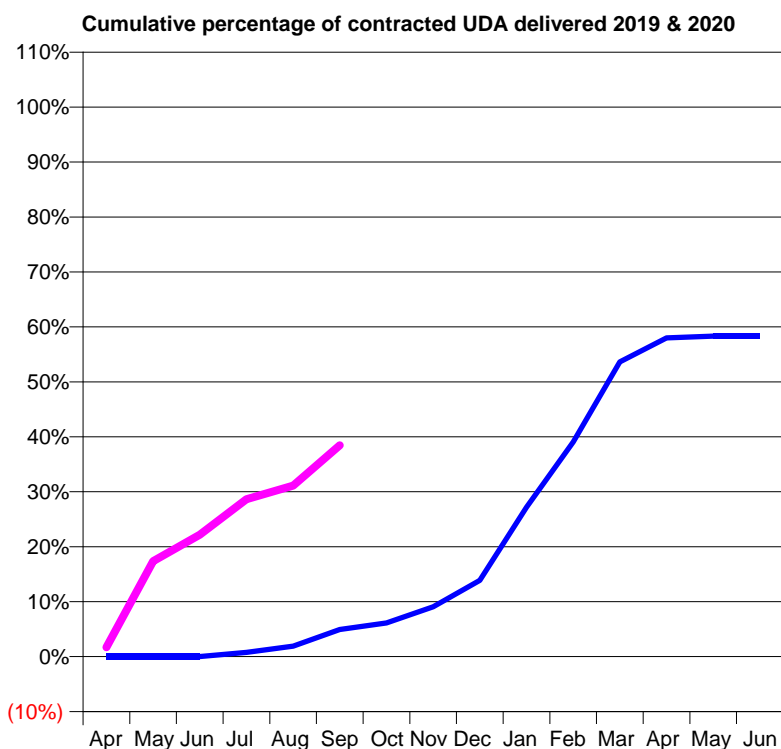
19/20 Contracted general activity (UDA)	4,814
Carry forward general activity (UDA)	0
19/20 Contracted orthodontic activity (UOA)	0
Carry forward orthodontic activity (UOA)	0
Baseline contract value	£136,236.20

### ACCESS\*

Patients seen in 24 months	Total	Change since previous quarter
Quarter ending September 2018	82	
Quarter ending December 2018	272	↑
Quarter ending March 2019	729	↑
Quarter ending June 2019	1,045	↑
Quarter ending September 2019	1,223	↑
<b>Variance since September 2018</b>	<b>1391.5%</b>	<b>↑</b>



### ACTIVITY



Month	Adjusted Scheduled Activity (UDA)	
	2019	2020
April	0	82
May	0	837
June	0	1,067
July	38	1,379
August	92	1,499
September	237	1,852
October	295	
November	437	
December	668	
January	1,309	
February	1,881	
March	2,582	
April	2,792	
May	2,808	
June	2,808	

### QUALITY

	Quantity	Base Number	Contract	AT	Region	England
% of FP17s for the same patient ID Re-attending within 3 months - Children	3	177	1.7%	9.3%	12.1%	11.5%
% of FP17s for the same patient ID Re-attending within 3 months - Adults	27	523	5.2%	12.3%	15.6%	15.4%
% of FP17s for the same patient ID Re-attending between 3 & 9 months - Children	68	177	38.4%	64.4%	61.2%	59.7%
% of FP17s for the same patient ID Re-attending between 3 & 9 months - Adults	84	523	16.1%	55.8%	54.3%	51.7%
% of FP17s for Band 1 Urgent Courses	13	617	2.1%	7.8%	9.1%	9.2%
% of FP17s Relating to Free Repair or Replacements	0	617	0.0%	0.9%	0.9%	0.7%
% of FP17s Relating to Continuations	4	617	0.6%	0.9%	1.0%	0.8%
% of Patients satisfied with the dentistry they have received	1	1	N/A	94.0%	94.4%	93.5%
% of Patients satisfied with the time they had to wait for an appointment	1	1	N/A	89.8%	88.1%	87.4%

\* This is based on patients treated on this contract for their most recent course of treatment. Figures in italics indicate the base number of FP17s or Patient Questionnaire responses are less than 100. N/A is shown where the base number of responses is less than 10 during the period. % is calculated as Quantity/Base number\*100

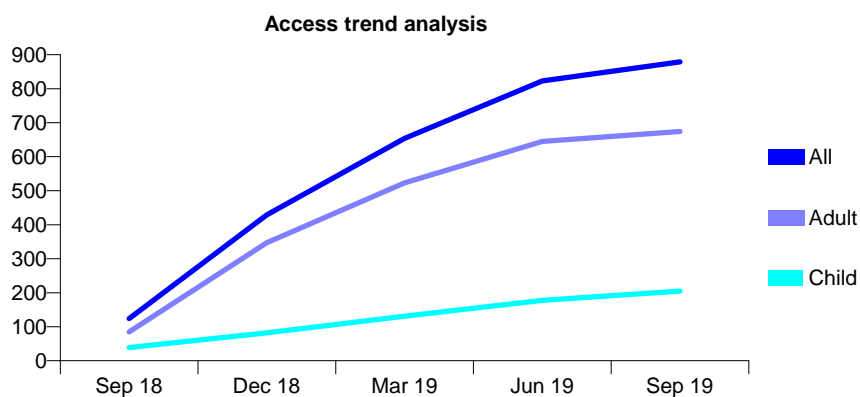
## Q50 - Vital Signs At a Glance Contract Report for 100781/0000 - September 2019

Name or company name	MR RP BERRY
Contract type name	GDS Contract
Purpose of contract	General
Contract start date	01/07/2018
Contract end date	31/03/2021

19/20 Contracted general activity (UDA)	3,849
Carry forward general activity (UDA)	0
19/20 Contracted orthodontic activity (UOA)	0
Carry forward orthodontic activity (UOA)	0
Baseline contract value	£108,926.70

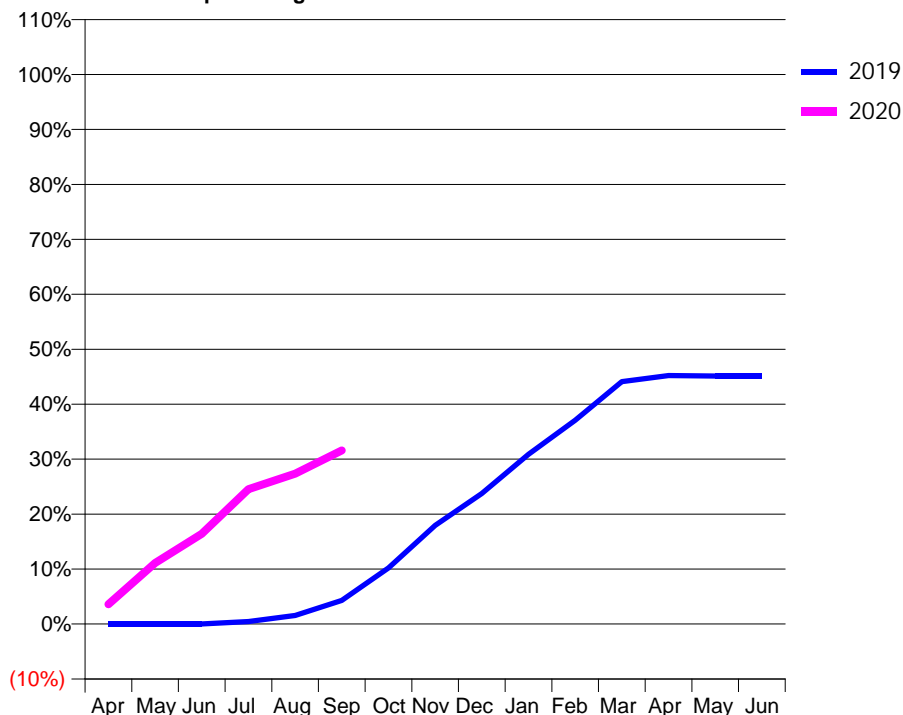
### ACCESS\*

Patients seen in 24 months	Total	Change since previous quarter
Quarter ending September 2018	124	
Quarter ending December 2018	429	↑
Quarter ending March 2019	654	↑
Quarter ending June 2019	823	↑
Quarter ending September 2019	879	↑
<b>Variance since September 2018</b>	<b>608.9%</b>	<b>↑</b>



### ACTIVITY

Cumulative percentage of contracted UDA delivered 2019 & 2020



Month	Adjusted Scheduled Activity (UDA)	
	2019	2020
April	0	139
May	0	427
June	0	632
July	17	945
August	60	1,053
September	165	1,216
October	393	
November	691	
December	914	
January	1,189	
February	1,428	
March	1,698	
April	1,741	
May	1,737	
June	1,737	

### QUALITY

	Quantity	Base Number	Contract	AT	Region	England
% of FP17s for the same patient ID Re-attending within 3 months - Children	0	137	0.0%	9.3%	12.1%	11.5%
% of FP17s for the same patient ID Re-attending within 3 months - Adults	34	464	7.3%	12.3%	15.6%	15.4%
% of FP17s for the same patient ID Re-attending between 3 & 9 months - Children	15	137	10.9%	64.4%	61.2%	59.7%
% of FP17s for the same patient ID Re-attending between 3 & 9 months - Adults	87	464	18.8%	55.8%	54.3%	51.7%
% of FP17s for Band 1 Urgent Courses	50	574	8.7%	7.8%	9.1%	9.2%
% of FP17s Relating to Free Repair or Replacements	7	574	1.2%	0.9%	0.9%	0.7%
% of FP17s Relating to Continuations	5	574	0.9%	0.9%	1.0%	0.8%
% of Patients satisfied with the dentistry they have received	1	1	N/A	94.0%	94.4%	93.5%
% of Patients satisfied with the time they had to wait for an appointment	0	1	N/A	89.8%	88.1%	87.4%

\* This is based on patients treated on this contract for their most recent course of treatment. Figures in italics indicate the base number of FP17s or Patient Questionnaire responses are less than 100. N/A is shown where the base number of responses is less than 10 during the period. % is calculated as Quantity/Base number\*100

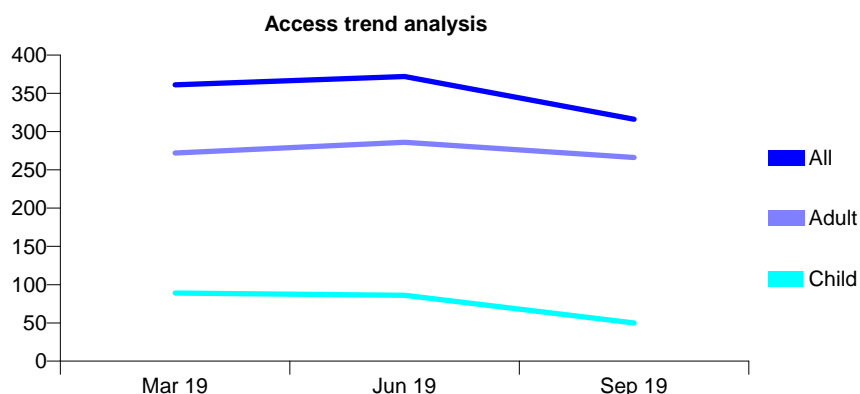
## Q50 - Vital Signs At a Glance Contract Report for 100782/0000 - September 2019

Name or company name	Dental Design Studio
Contract type name	GDS Contract
Purpose of contract	General
Contract start date	01/07/2018
Contract end date	31/03/2021

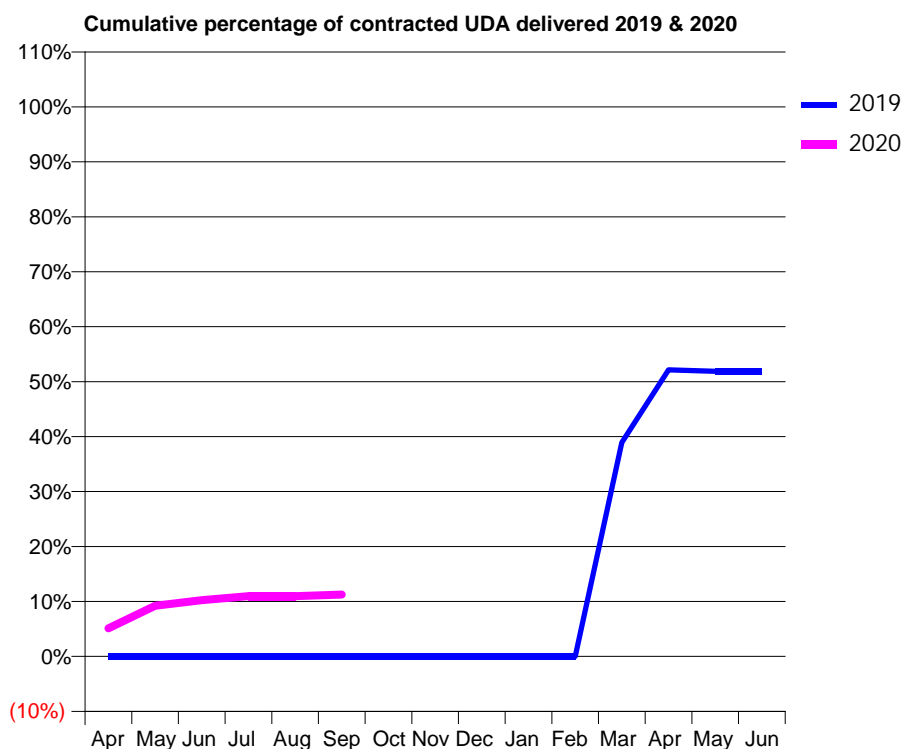
19/20 Contracted general activity (UDA)	1,174
Carry forward general activity (UDA)	0
19/20 Contracted orthodontic activity (UOA)	0
Carry forward orthodontic activity (UOA)	0
Baseline contract value	£33,224.20

### ACCESS\*

Patients seen in 24 months	Total	Change since previous quarter
Quarter ending September 2018	0	
Quarter ending December 2018	0	
Quarter ending March 2019	361	
Quarter ending June 2019	372	↑
Quarter ending September 2019	316	↓
<b>Variance since September 2018</b>	N/A	



### ACTIVITY



Month	2019	2020
April	0	60
May	0	108
June	0	120
July	0	129
August	0	129
September	0	132
October	0	
November	0	
December	0	
January	0	
February	0	
March	457	
April	612	
May	609	
June	609	

### QUALITY

	Quantity	Base Number	Contract	AT	Region	England
% of FP17s for the same patient ID Re-attending within 3 months - Children	0	30	0.0%	9.3%	12.1%	11.5%
% of FP17s for the same patient ID Re-attending within 3 months - Adults	1	104	1.0%	12.3%	15.6%	15.4%
% of FP17s for the same patient ID Re-attending between 3 & 9 months - Children	0	30	0.0%	64.4%	61.2%	59.7%
% of FP17s for the same patient ID Re-attending between 3 & 9 months - Adults	0	104	0.0%	55.8%	54.3%	51.7%
% of FP17s for Band 1 Urgent Courses	0	35	0.0%	7.8%	9.1%	9.2%
% of FP17s Relating to Free Repair or Replacements	0	35	0.0%	0.9%	0.9%	0.7%
% of FP17s Relating to Continuations	0	35	0.0%	0.9%	1.0%	0.8%
% of Patients satisfied with the dentistry they have received	0	0	N/A	94.0%	94.4%	93.5%
% of Patients satisfied with the time they had to wait for an appointment	0	0	N/A	89.8%	88.1%	87.4%

\* This is based on patients treated on this contract for their most recent course of treatment. Figures in italics indicate the base number of FP17s or Patient Questionnaire responses are less than 100. N/A is shown where the base number of responses is less than 10 during the period. % is calculated as Quantity/Base number\*100

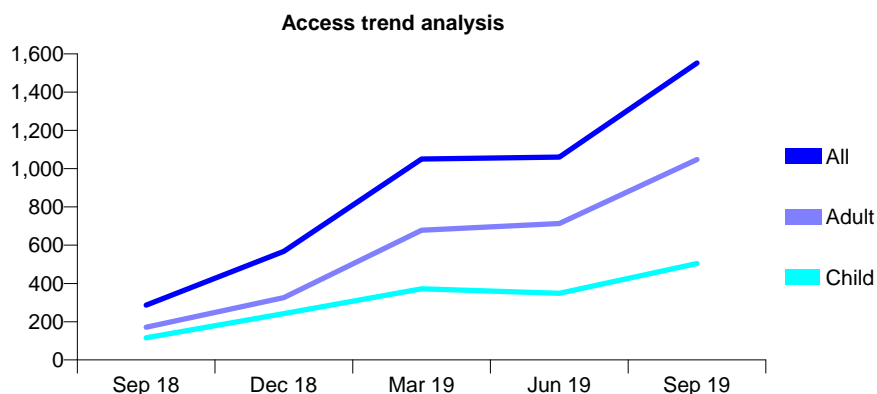
## Q50 - Vital Signs At a Glance Contract Report for 100786/0000 - September 2019

Name or company name	OASIS DENTAL CARE LTD
Contract type name	GDS Contract
Purpose of contract	General
Contract start date	01/07/2018
Contract end date	31/03/2021

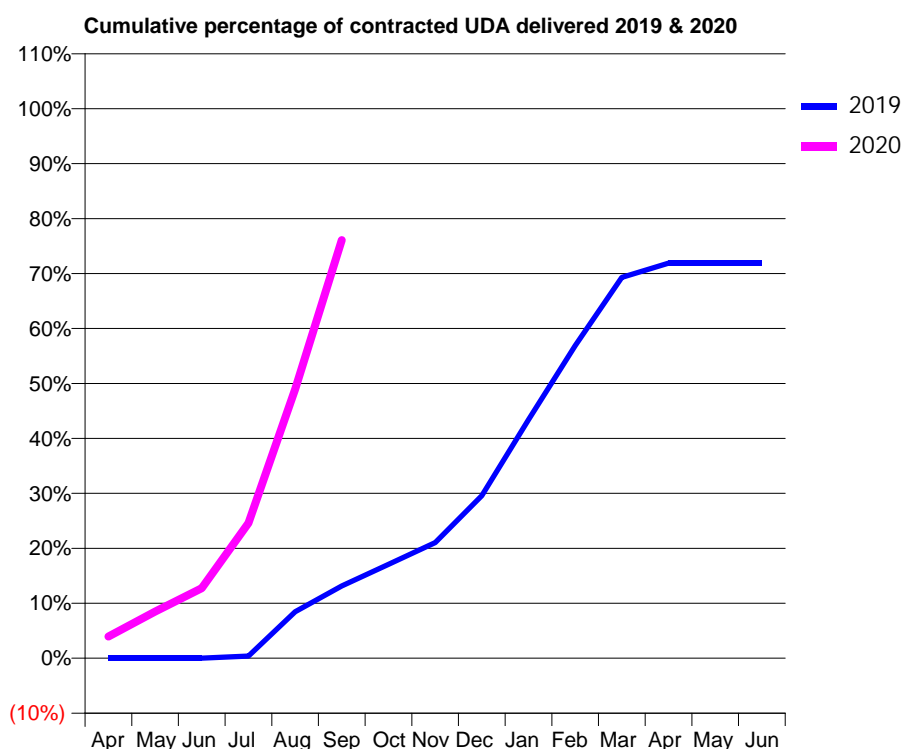
19/20 Contracted general activity (UDA)	2,162
Carry forward general activity (UDA)	0
19/20 Contracted orthodontic activity (UOA)	0
Carry forward orthodontic activity (UOA)	0
Baseline contract value	£61,184.60

### ACCESS\*

Patients seen in 24 months	Total	Change since previous quarter
Quarter ending September 2018	287	
Quarter ending December 2018	568	↑
Quarter ending March 2019	1,050	↑
Quarter ending June 2019	1,061	→
Quarter ending September 2019	1,552	↑
<b>Variance since September 2018</b>	<b>440.8%</b>	<b>↑</b>



### ACTIVITY



Month	2019	2020
April	0	85
May	0	183
June	0	276
July	12	532
August	248	1,058
September	385	1,645
October	502	
November	617	
December	868	
January	1,273	
February	1,669	
March	2,033	
April	2,108	
May	2,108	
June	2,108	

### QUALITY

	Quantity	Base Number	Contract	AT	Region	England
% of FP17s for the same patient ID Re-attending within 3 months - Children	2	395	0.5%	9.3%	12.1%	11.5%
% of FP17s for the same patient ID Re-attending within 3 months - Adults	5	619	0.8%	12.3%	15.6%	15.4%
% of FP17s for the same patient ID Re-attending between 3 & 9 months - Children	61	395	15.4%	64.4%	61.2%	59.7%
% of FP17s for the same patient ID Re-attending between 3 & 9 months - Adults	19	619	3.1%	55.8%	54.3%	51.7%
% of FP17s for Band 1 Urgent Courses	45	977	4.6%	7.8%	9.1%	9.2%
% of FP17s Relating to Free Repair or Replacements	6	977	0.6%	0.9%	0.9%	0.7%
% of FP17s Relating to Continuations	3	977	0.3%	0.9%	1.0%	0.8%
% of Patients satisfied with the dentistry they have received	1	1	N/A	94.0%	94.4%	93.5%
% of Patients satisfied with the time they had to wait for an appointment	1	1	N/A	89.8%	88.1%	87.4%

\* This is based on patients treated on this contract for their most recent course of treatment. Figures in italics indicate the base number of FP17s or Patient Questionnaire responses are less than 100. N/A is shown where the base number of responses is less than 10 during the period. % is calculated as Quantity/Base number\*100

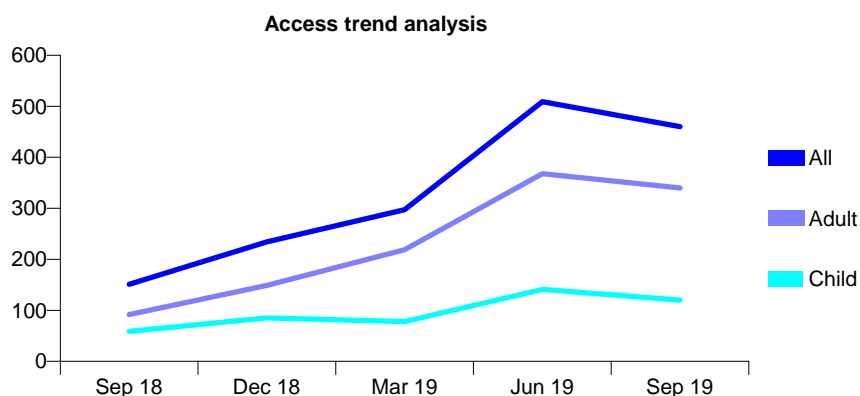
## Q50 - Vital Signs At a Glance Contract Report for 100787/0000 - September 2019

Name or company name	B & R Dental Care
Contract type name	GDS Contract
Purpose of contract	General
Contract start date	01/07/2018
Contract end date	31/03/2021

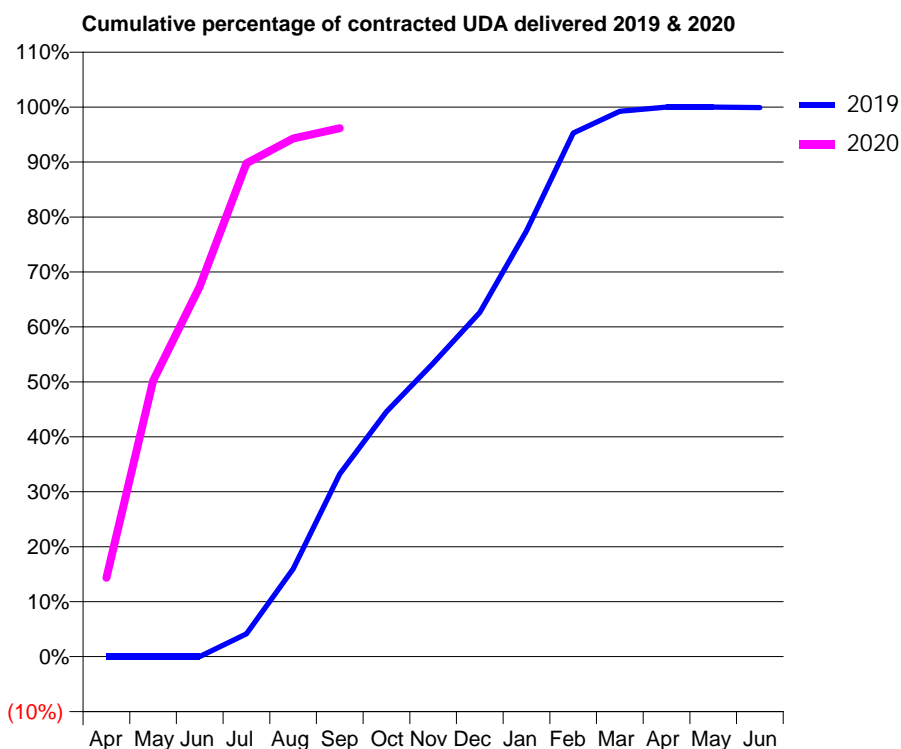
19/20 Contracted general activity (UDA)	935
Carry forward general activity (UDA)	0
19/20 Contracted orthodontic activity (UOA)	0
Carry forward orthodontic activity (UOA)	0
Baseline contract value	£26,460.50

### ACCESS\*

Patients seen in 24 months	Total	Change since previous quarter
Quarter ending September 2018	151	
Quarter ending December 2018	234	↑
Quarter ending March 2019	297	↑
Quarter ending June 2019	509	↑
Quarter ending September 2019	460	↓
<b>Variance since September 2018</b>	<b>204.6%</b>	<b>↑</b>



### ACTIVITY



Month	Adjusted Scheduled Activity (UDA)	
	2019	2020
April	0	134
May	0	470
June	0	630
July	39	839
August	149	882
September	311	899
October	417	
November	499	
December	586	
January	724	
February	891	
March	928	
April	935	
May	935	
June	934	

### QUALITY

	Quantity	Base Number	Contract	AT	Region	England
% of FP17s for the same patient ID Re-attending within 3 months - Children	0	118	0.0%	9.3%	12.1%	11.5%
% of FP17s for the same patient ID Re-attending within 3 months - Adults	3	229	1.3%	12.3%	15.6%	15.4%
% of FP17s for the same patient ID Re-attending between 3 & 9 months - Children	0	118	0.0%	64.4%	61.2%	59.7%
% of FP17s for the same patient ID Re-attending between 3 & 9 months - Adults	1	229	0.4%	55.8%	54.3%	51.7%
% of FP17s for Band 1 Urgent Courses	19	343	5.5%	7.8%	9.1%	9.2%
% of FP17s Relating to Free Repair or Replacements	0	343	0.0%	0.9%	0.9%	0.7%
% of FP17s Relating to Continuations	2	343	0.6%	0.9%	1.0%	0.8%
% of Patients satisfied with the dentistry they have received	0	0	N/A	94.0%	94.4%	93.5%
% of Patients satisfied with the time they had to wait for an appointment	0	0	N/A	89.8%	88.1%	87.4%

\* This is based on patients treated on this contract for their most recent course of treatment. Figures in italics indicate the base number of FP17s or Patient Questionnaire responses are less than 100. N/A is shown where the base number of responses is less than 10 during the period. % is calculated as Quantity/Base number\*100

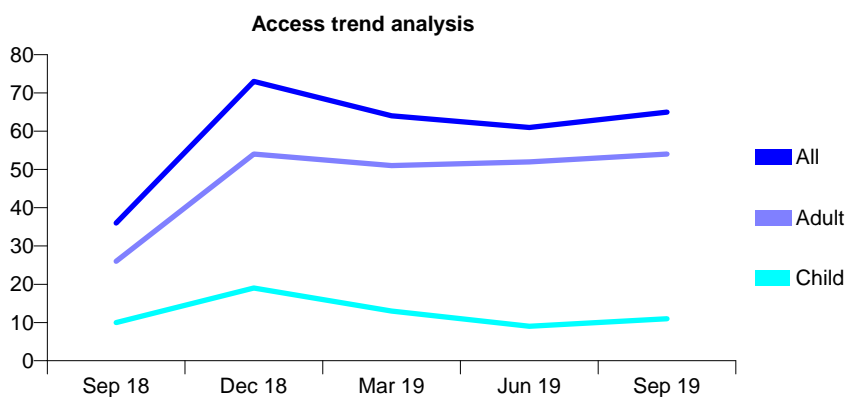
## Q50 - Vital Signs At a Glance Contract Report for 100788/0000 - September 2019

Name or company name	MR AN GATECLIFF
Contract type name	GDS Contract
Purpose of contract	General
Contract start date	01/07/2018
Contract end date	31/03/2021

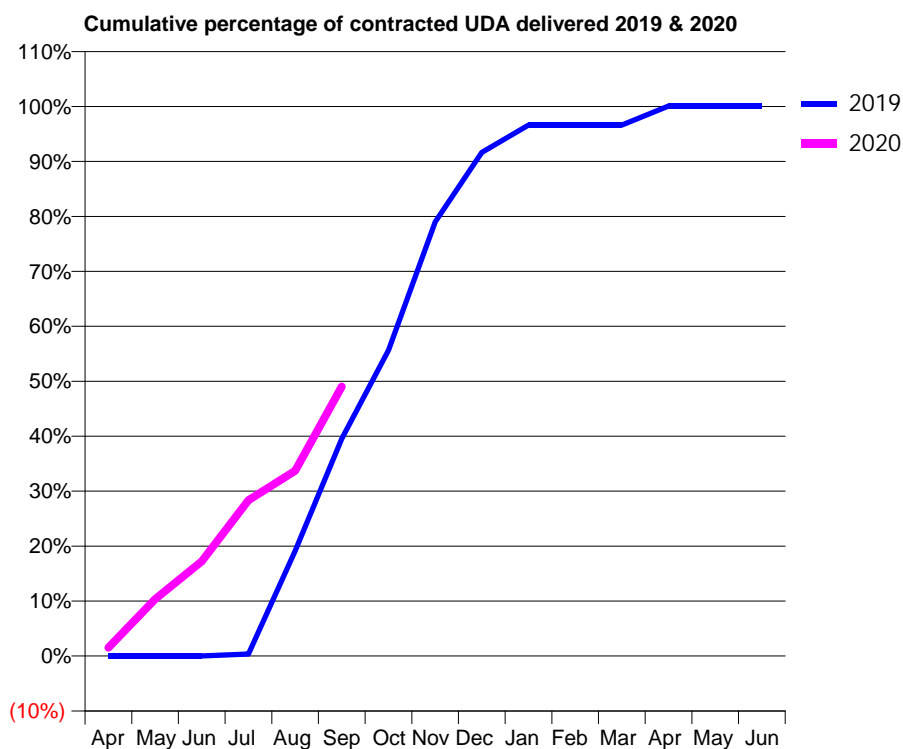
19/20 Contracted general activity (UDA)	261
Carry forward general activity (UDA)	0
19/20 Contracted orthodontic activity (UOA)	0
Carry forward orthodontic activity (UOA)	0
Baseline contract value	£7,386.30

### ACCESS\*

Patients seen in 24 months	Total	Change since previous quarter
Quarter ending September 2018	36	
Quarter ending December 2018	73	↑
Quarter ending March 2019	64	↓
Quarter ending June 2019	61	↓
Quarter ending September 2019	65	↑
<b>Variance since September 2018</b>	<b>80.6%</b>	<b>↑</b>



### ACTIVITY



Month	Adjusted Scheduled Activity (UDA)	
	2019	2020
April	0	4
May	0	27
June	0	45
July	1	74
August	50	88
September	103	128
October	145	-
November	206	-
December	239	-
January	252	-
February	252	-
March	252	-
April	261	-
May	261	-
June	261	-

### QUALITY

	Quantity	Base Number	Contract	AT	Region	England
% of FP17s for the same patient ID Re-attending within 3 months - Children	0	6	0.0%	9.3%	12.1%	11.5%
% of FP17s for the same patient ID Re-attending within 3 months - Adults	1	33	3.0%	12.3%	15.6%	15.4%
% of FP17s for the same patient ID Re-attending between 3 & 9 months - Children	0	6	0.0%	64.4%	61.2%	59.7%
% of FP17s for the same patient ID Re-attending between 3 & 9 months - Adults	0	33	0.0%	55.8%	54.3%	51.7%
% of FP17s for Band 1 Urgent Courses	0	36	0.0%	7.8%	9.1%	9.2%
% of FP17s Relating to Free Repair or Replacements	0	36	0.0%	0.9%	0.9%	0.7%
% of FP17s Relating to Continuations	1	36	2.8%	0.9%	1.0%	0.8%
% of Patients satisfied with the dentistry they have received	0	0	N/A	94.0%	94.4%	93.5%
% of Patients satisfied with the time they had to wait for an appointment	0	0	N/A	89.8%	88.1%	87.4%

\* This is based on patients treated on this contract for their most recent course of treatment. Figures in italics indicate the base number of FP17s or Patient Questionnaire responses are less than 100. N/A is shown where the base number of responses is less than 10 during the period. % is calculated as Quantity/Base number\*100



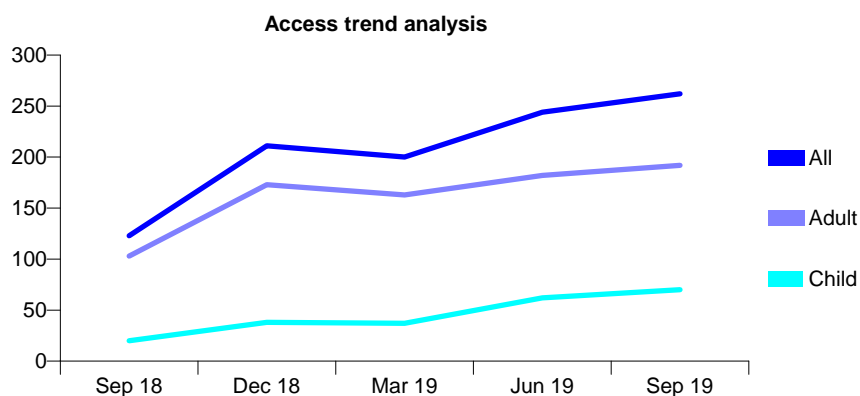
## Q50 - Vital Signs At a Glance Contract Report for 100789/0000 - September 2019

Name or company name	MS MM ODUKOYA
Contract type name	GDS Contract
Purpose of contract	General
Contract start date	01/07/2018
Contract end date	31/03/2021

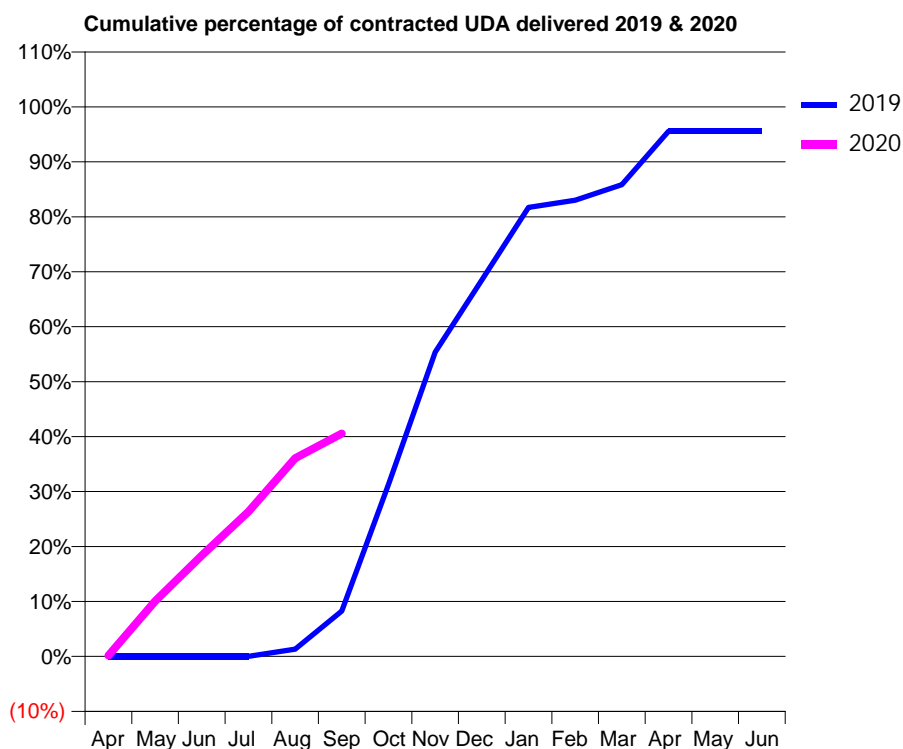
19/20 Contracted general activity (UDA)	606
Carry forward general activity (UDA)	0
19/20 Contracted orthodontic activity (UOA)	0
Carry forward orthodontic activity (UOA)	0
Baseline contract value	£17,149.80

### ACCESS\*

Patients seen in 24 months	Total	Change since previous quarter
Quarter ending September 2018	123	
Quarter ending December 2018	211	↑
Quarter ending March 2019	200	↓
Quarter ending June 2019	244	↑
Quarter ending September 2019	262	↑
<b>Variance since September 2018</b>	<b>113.0%</b>	<b>↑</b>



### ACTIVITY



Month	Adjusted Scheduled Activity (UDA)	
	2019	2020
April	0	1
May	0	61
June	0	111
July	0	160
August	8	219
September	50	246
October	190	-
November	336	-
December	415	-
January	495	-
February	503	-
March	520	-
April	579	-
May	579	-
June	579	-

### QUALITY

	Quantity	Base Number	Contract	AT	Region	England
% of FP17s for the same patient ID Re-attending within 3 months - Children	0	64	0.0%	9.3%	12.1%	11.5%
% of FP17s for the same patient ID Re-attending within 3 months - Adults	3	126	2.4%	12.3%	15.6%	15.4%
% of FP17s for the same patient ID Re-attending between 3 & 9 months - Children	13	64	20.3%	64.4%	61.2%	59.7%
% of FP17s for the same patient ID Re-attending between 3 & 9 months - Adults	40	126	31.7%	55.8%	54.3%	51.7%
% of FP17s for Band 1 Urgent Courses	4	154	2.6%	7.8%	9.1%	9.2%
% of FP17s Relating to Free Repair or Replacements	3	154	1.9%	0.9%	0.9%	0.7%
% of FP17s Relating to Continuations	1	154	0.6%	0.9%	1.0%	0.8%
% of Patients satisfied with the dentistry they have received	0	0	N/A	94.0%	94.4%	93.5%
% of Patients satisfied with the time they had to wait for an appointment	0	0	N/A	89.8%	88.1%	87.4%

\* This is based on patients treated on this contract for their most recent course of treatment. Figures in italics indicate the base number of FP17s or Patient Questionnaire responses are less than 100. N/A is shown where the base number of responses is less than 10 during the period. % is calculated as Quantity/Base number\*100

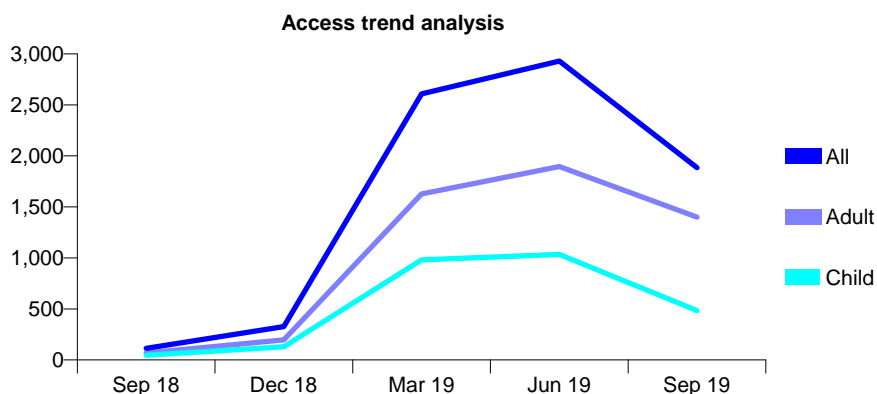
## Q50 - Vital Signs At a Glance Contract Report for 100802/0000 - September 2019

Name or company name	The Dental Design Studio
Contract type name	GDS Contract
Purpose of contract	General
Contract start date	01/07/2018
Contract end date	31/03/2021

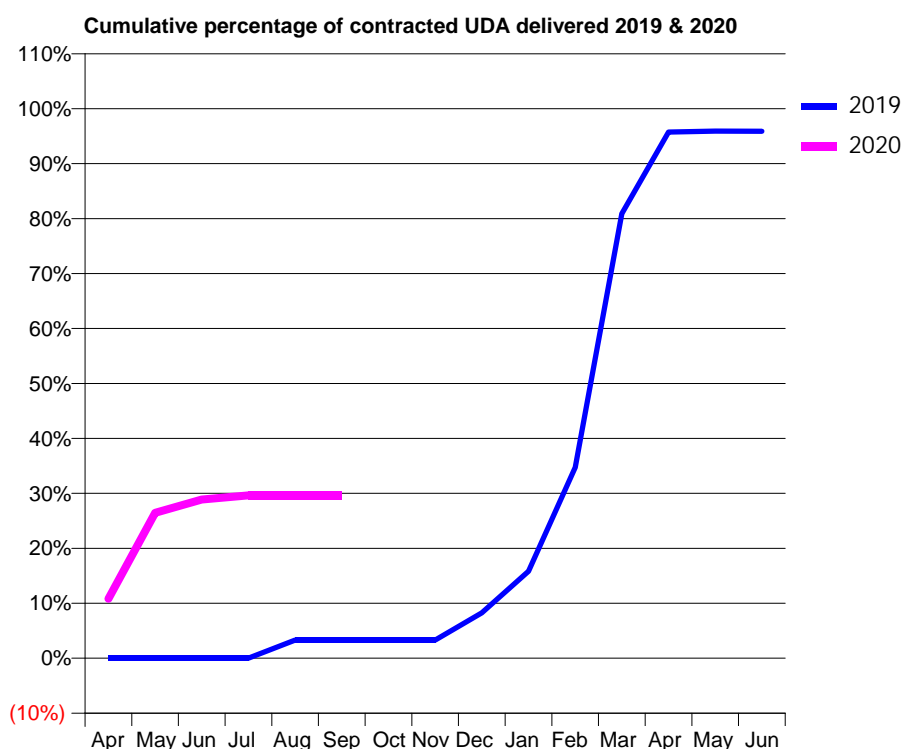
19/20 Contracted general activity (UDA)	4,910
Carry forward general activity (UDA)	0
19/20 Contracted orthodontic activity (UOA)	0
Carry forward orthodontic activity (UOA)	0
Baseline contract value	£138,953.00

### ACCESS\*

Patients seen in 24 months	Total	Change since previous quarter
Quarter ending September 2018	114	
Quarter ending December 2018	327	↑
Quarter ending March 2019	2,609	↑
Quarter ending June 2019	2,930	↑
Quarter ending September 2019	1,884	↓
<b>Variance since September 2018</b>	<b>1552.6%</b>	<b>↑</b>



### ACTIVITY



Month	2019	2020
April	0	532
May	0	1,299
June	0	1,418
July	0	1,455
August	163	1,455
September	163	1,455
October	163	
November	163	
December	405	
January	777	
February	1,706	
March	3,972	
April	4,702	
May	4,710	
June	4,709	

### QUALITY

	Quantity	Base Number	Contract	AT	Region	England
% of FP17s for the same patient ID Re-attending within 3 months - Children	27	470	5.7%	9.3%	12.1%	11.5%
% of FP17s for the same patient ID Re-attending within 3 months - Adults	54	704	7.7%	12.3%	15.6%	15.4%
% of FP17s for the same patient ID Re-attending between 3 & 9 months - Children	16	470	3.4%	64.4%	61.2%	59.7%
% of FP17s for the same patient ID Re-attending between 3 & 9 months - Adults	7	704	1.0%	55.8%	54.3%	51.7%
% of FP17s for Band 1 Urgent Courses	26	790	3.3%	7.8%	9.1%	9.2%
% of FP17s Relating to Free Repair or Replacements	10	790	1.3%	0.9%	0.9%	0.7%
% of FP17s Relating to Continuations	7	790	0.9%	0.9%	1.0%	0.8%
% of Patients satisfied with the dentistry they have received	0	1	N/A	94.0%	94.4%	93.5%
% of Patients satisfied with the time they had to wait for an appointment	0	1	N/A	89.8%	88.1%	87.4%

\* This is based on patients treated on this contract for their most recent course of treatment. Figures in italics indicate the base number of FP17s or Patient Questionnaire responses are less than 100. N/A is shown where the base number of responses is less than 10 during the period. % is calculated as Quantity/Base number\*100

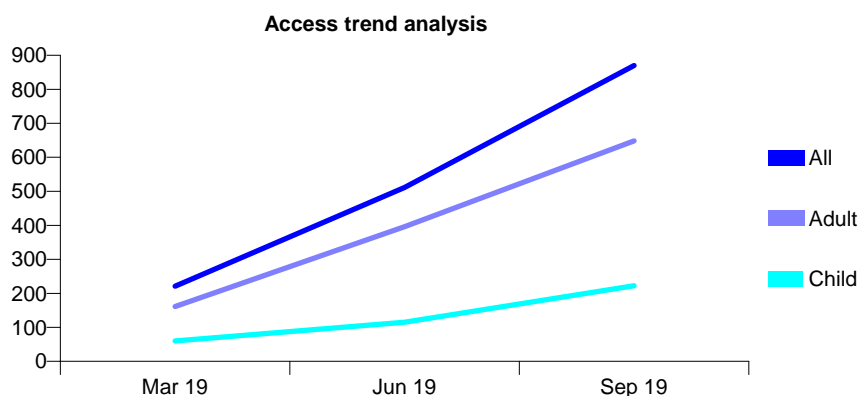
## Q50 - Vital Signs At a Glance Contract Report for 100804/0000 - September 2019

Name or company name	Perfect 32 Dentistry
Contract type name	GDS Contract
Purpose of contract	General
Contract start date	01/11/2018
Contract end date	31/03/2021

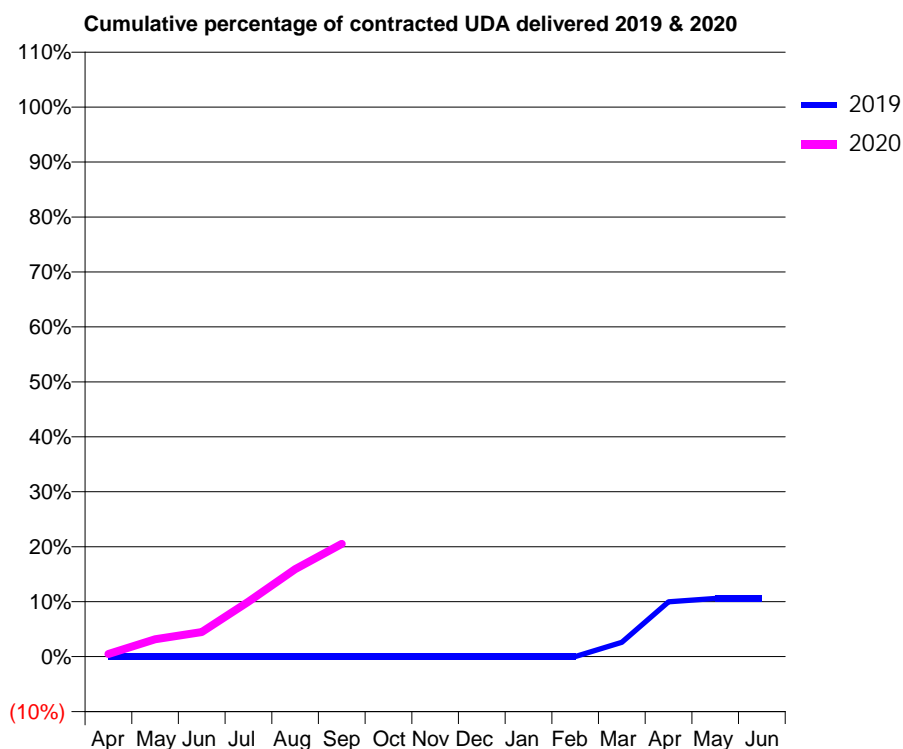
19/20 Contracted general activity (UDA)	6,665
Carry forward general activity (UDA)	0
19/20 Contracted orthodontic activity (UOA)	0
Carry forward orthodontic activity (UOA)	0
Baseline contract value	£188,619.50

### ACCESS\*

Patients seen in 24 months	Total	Change since previous quarter
Quarter ending September 2018	0	
Quarter ending December 2018	0	
Quarter ending March 2019	221	
Quarter ending June 2019	511	↑
Quarter ending September 2019	870	↑
<b>Variance since September 2018</b>	N/A	



### ACTIVITY



Month	Adjusted Scheduled Activity (UDA)	
	2019	2020
April	0	31
May	0	211
June	0	299
July	0	667
August	0	1,060
September	0	1,368
October	0	
November	0	
December	0	
January	0	
February	0	
March	157	
April	599	
May	635	
June	635	

### QUALITY

	Quantity	Base Number	Contract	AT	Region	England
% of FP17s for the same patient ID Re-attending within 3 months - Children	2	234	0.9%	9.3%	12.1%	11.5%
% of FP17s for the same patient ID Re-attending within 3 months - Adults	6	675	0.9%	12.3%	15.6%	15.4%
% of FP17s for the same patient ID Re-attending between 3 & 9 months - Children	1	234	0.4%	64.4%	61.2%	59.7%
% of FP17s for the same patient ID Re-attending between 3 & 9 months - Adults	4	675	0.6%	55.8%	54.3%	51.7%
% of FP17s for Band 1 Urgent Courses	30	681	4.4%	7.8%	9.1%	9.2%
% of FP17s Relating to Free Repair or Replacements	1	681	0.1%	0.9%	0.9%	0.7%
% of FP17s Relating to Continuations	1	681	0.1%	0.9%	1.0%	0.8%
% of Patients satisfied with the dentistry they have received	0	0	N/A	94.0%	94.4%	93.5%
% of Patients satisfied with the time they had to wait for an appointment	0	0	N/A	89.8%	88.1%	87.4%

\* This is based on patients treated on this contract for their most recent course of treatment. Figures in italics indicate the base number of FP17s or Patient Questionnaire responses are less than 100. N/A is shown where the base number of responses is less than 10 during the period. % is calculated as Quantity/Base number\*100

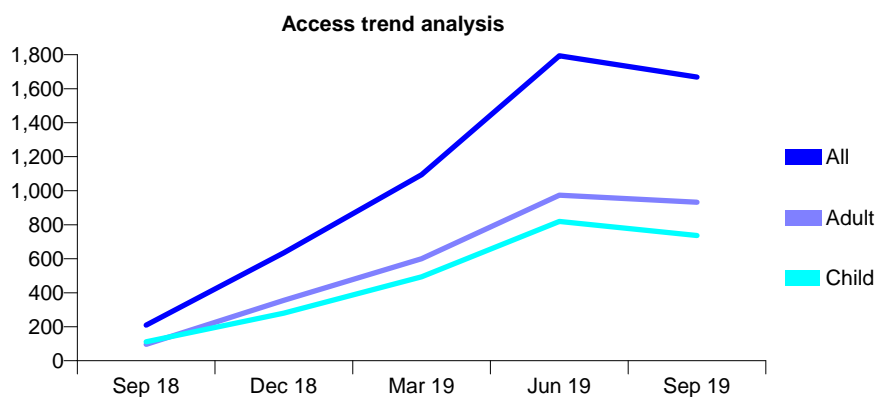
## Q50 - Vital Signs At a Glance Contract Report for 100806/0000 - September 2019

Name or company name	Scunthorpe Health Club Limited
Contract type name	GDS Contract
Purpose of contract	General
Contract start date	01/07/2018
Contract end date	31/03/2021

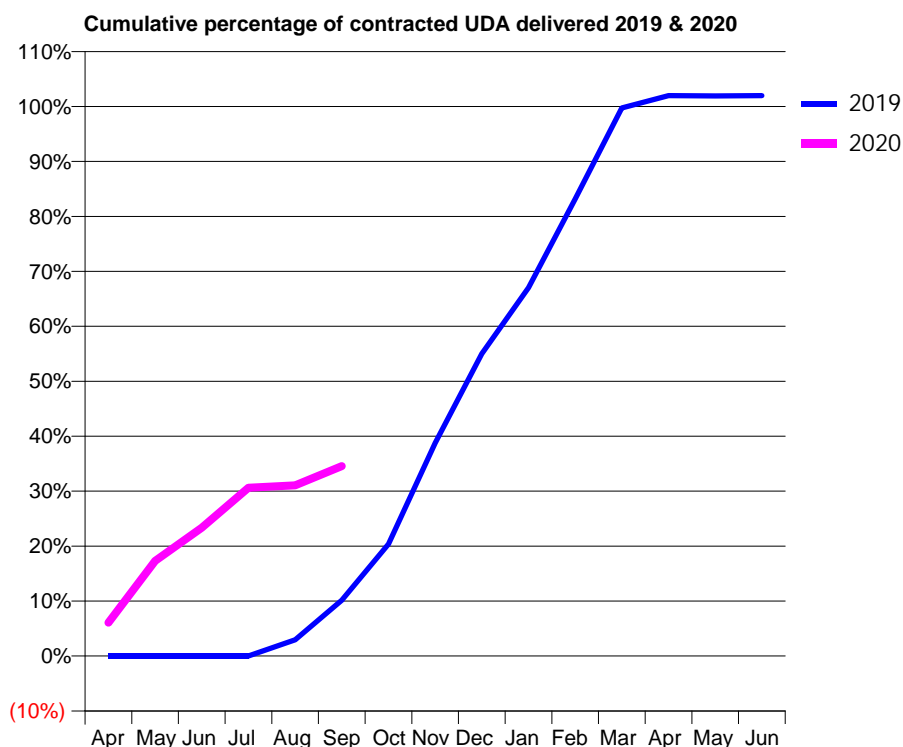
19/20 Contracted general activity (UDA)	7,620
Carry forward general activity (UDA)	0
19/20 Contracted orthodontic activity (UOA)	0
Carry forward orthodontic activity (UOA)	0
Baseline contract value	£215,646.00

### ACCESS\*

Patients seen in 24 months	Total	Change since previous quarter
Quarter ending September 2018	209	
Quarter ending December 2018	635	↑
Quarter ending March 2019	1,094	↑
Quarter ending June 2019	1,793	↑
Quarter ending September 2019	1,669	↓
<b>Variance since September 2018</b>	<b>698.6%</b>	<b>↑</b>



### ACTIVITY



Month	Adjusted Scheduled Activity (UDA)	
	2019	2020
April	0	464
May	0	1,319
June	0	1,777
July	0	2,335
August	88	2,368
September	305	2,633
October	611	
November	1,164	
December	1,650	
January	2,010	
February	2,496	
March	2,991	
April	3,059	
May	3,057	
June	3,059	

### QUALITY

	Quantity	Base Number	Contract	AT	Region	England
% of FP17s for the same patient ID Re-attending within 3 months - Children	20	525	3.8%	9.3%	12.1%	11.5%
% of FP17s for the same patient ID Re-attending within 3 months - Adults	55	743	7.4%	12.3%	15.6%	15.4%
% of FP17s for the same patient ID Re-attending between 3 & 9 months - Children	50	525	9.5%	64.4%	61.2%	59.7%
% of FP17s for the same patient ID Re-attending between 3 & 9 months - Adults	125	743	16.8%	55.8%	54.3%	51.7%
% of FP17s for Band 1 Urgent Courses	154	1,232	12.5%	7.8%	9.1%	9.2%
% of FP17s Relating to Free Repair or Replacements	0	1,232	0.0%	0.9%	0.9%	0.7%
% of FP17s Relating to Continuations	1	1,232	0.1%	0.9%	1.0%	0.8%
% of Patients satisfied with the dentistry they have received	0	0	N/A	94.0%	94.4%	93.5%
% of Patients satisfied with the time they had to wait for an appointment	0	0	N/A	89.8%	88.1%	87.4%

\* This is based on patients treated on this contract for their most recent course of treatment. Figures in italics indicate the base number of FP17s or Patient Questionnaire responses are less than 100. N/A is shown where the base number of responses is less than 10 during the period. % is calculated as Quantity/Base number\*100

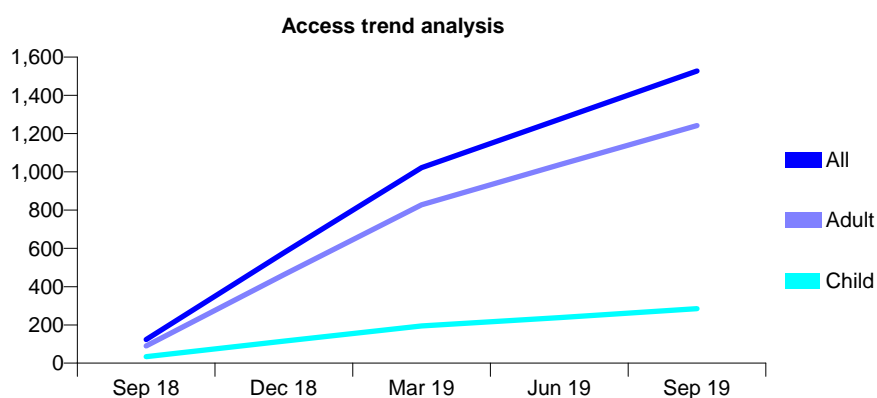
## Q50 - Vital Signs At a Glance Contract Report for 100807/0000 - September 2019

Name or company name	MR A BAGGA
Contract type name	GDS Contract
Purpose of contract	General
Contract start date	01/09/2018
Contract end date	31/03/2021

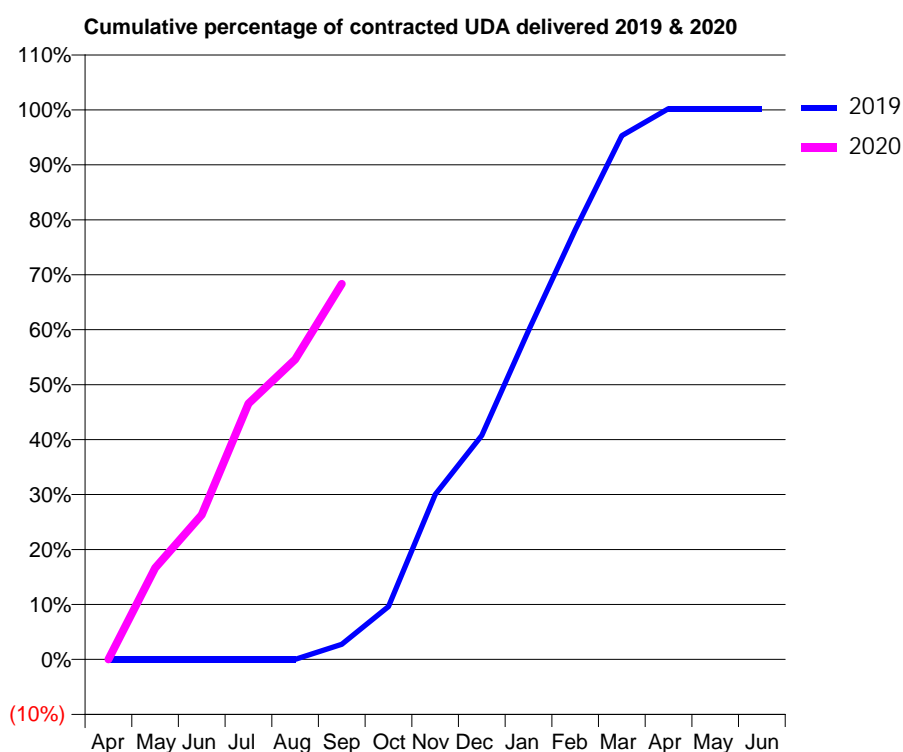
19/20 Contracted general activity (UDA)	4,159
Carry forward general activity (UDA)	0
19/20 Contracted orthodontic activity (UOA)	0
Carry forward orthodontic activity (UOA)	0
Baseline contract value	£117,699.70

### ACCESS\*

Patients seen in 24 months	Total	Change since previous quarter
Quarter ending September 2018	124	
Quarter ending December 2018	577	↑
Quarter ending March 2019	1,022	↑
Quarter ending June 2019	1,275	↑
Quarter ending September 2019	1,527	↑
<b>Variance since September 2018</b>	<b>1131.5%</b>	<b>↑</b>



### ACTIVITY



Month	Adjusted Scheduled Activity (UDA)	
	2019	2020
April	0	0
May	0	691
June	0	1,095
July	0	1,936
August	0	2,270
September	89	2,841
October	310	
November	966	
December	1,312	
January	1,926	
February	2,517	
March	3,069	
April	3,227	
May	3,228	
June	3,227	

### QUALITY

	Quantity	Base Number	Contract	AT	Region	England
% of FP17s for the same patient ID Re-attending within 3 months - Children	3	213	1.4%	9.3%	12.1%	11.5%
% of FP17s for the same patient ID Re-attending within 3 months - Adults	99	1,027	9.6%	12.3%	15.6%	15.4%
% of FP17s for the same patient ID Re-attending between 3 & 9 months - Children	76	213	35.7%	64.4%	61.2%	59.7%
% of FP17s for the same patient ID Re-attending between 3 & 9 months - Adults	386	1,027	37.6%	55.8%	54.3%	51.7%
% of FP17s for Band 1 Urgent Courses	56	1,167	4.8%	7.8%	9.1%	9.2%
% of FP17s Relating to Free Repair or Replacements	8	1,167	0.7%	0.9%	0.9%	0.7%
% of FP17s Relating to Continuations	12	1,167	1.0%	0.9%	1.0%	0.8%
% of Patients satisfied with the dentistry they have received	0	0	N/A	94.0%	94.4%	93.5%
% of Patients satisfied with the time they had to wait for an appointment	0	0	N/A	89.8%	88.1%	87.4%

\* This is based on patients treated on this contract for their most recent course of treatment. Figures in italics indicate the base number of FP17s or Patient Questionnaire responses are less than 100. N/A is shown where the base number of responses is less than 10 during the period. % is calculated as Quantity/Base number\*100

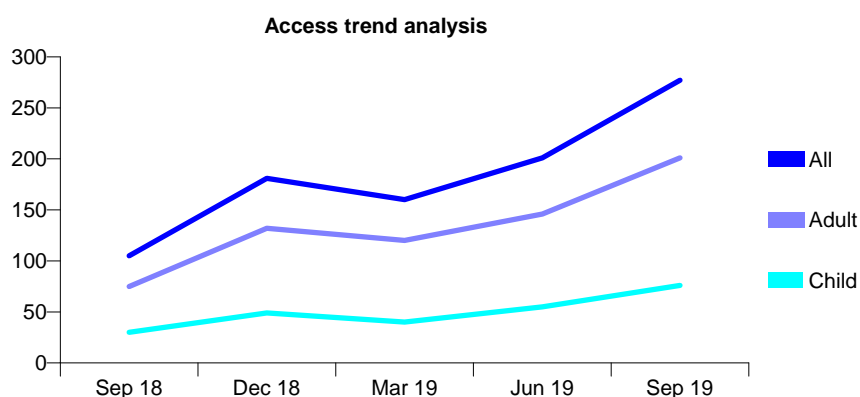
## Q50 - Vital Signs At a Glance Contract Report for 100808/0000 - September 2019

Name or company name	Exchange Street Practice Ltd
Contract type name	GDS Contract
Purpose of contract	General
Contract start date	01/07/2018
Contract end date	31/03/2021

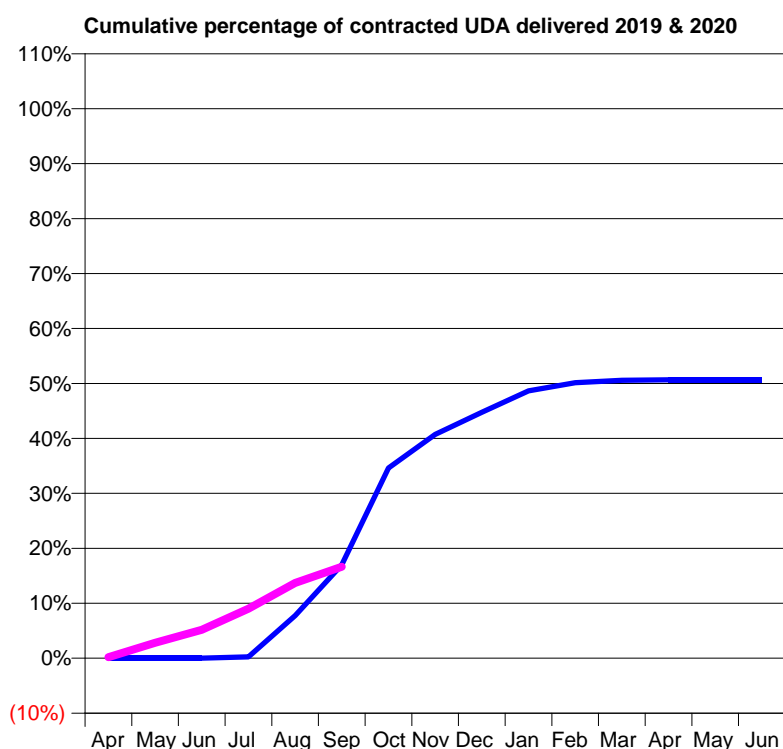
19/20 Contracted general activity (UDA)	3,234
Carry forward general activity (UDA)	0
19/20 Contracted orthodontic activity (UOA)	0
Carry forward orthodontic activity (UOA)	0
Baseline contract value	£91,522.20

### ACCESS\*

Patients seen in 24 months	Total	Change since previous quarter
Quarter ending September 2018	105	
Quarter ending December 2018	181	↑
Quarter ending March 2019	160	↓
Quarter ending June 2019	201	↑
Quarter ending September 2019	277	↑
<b>Variance since September 2018</b>	<b>163.8%</b>	<b>↑</b>



### ACTIVITY



Adjusted Scheduled Activity (UDA)		
Month	2019	2020
April	0	7
May	0	91
June	0	167
July	3	292
August	93	443
September	204	539
October	415	
November	489	
December	537	
January	584	
February	602	
March	607	
April	608	
May	608	
June	608	

### QUALITY

	Quantity	Base Number	Contract	AT	Region	England
% of FP17s for the same patient ID Re-attending within 3 months - Children	0	69	0.0%	9.3%	12.1%	11.5%
% of FP17s for the same patient ID Re-attending within 3 months - Adults	0	143	0.0%	12.3%	15.6%	15.4%
% of FP17s for the same patient ID Re-attending between 3 & 9 months - Children	0	69	0.0%	64.4%	61.2%	59.7%
% of FP17s for the same patient ID Re-attending between 3 & 9 months - Adults	0	143	0.0%	55.8%	54.3%	51.7%
% of FP17s for Band 1 Urgent Courses	4	211	1.9%	7.8%	9.1%	9.2%
% of FP17s Relating to Free Repair or Replacements	0	211	0.0%	0.9%	0.9%	0.7%
% of FP17s Relating to Continuations	0	211	0.0%	0.9%	1.0%	0.8%
% of Patients satisfied with the dentistry they have received	1	1	N/A	94.0%	94.4%	93.5%
% of Patients satisfied with the time they had to wait for an appointment	1	1	N/A	89.8%	88.1%	87.4%

\* This is based on patients treated on this contract for their most recent course of treatment. Figures in italics indicate the base number of FP17s or Patient Questionnaire responses are less than 100. N/A is shown where the base number of responses is less than 10 during the period. % is calculated as Quantity/Base number\*100

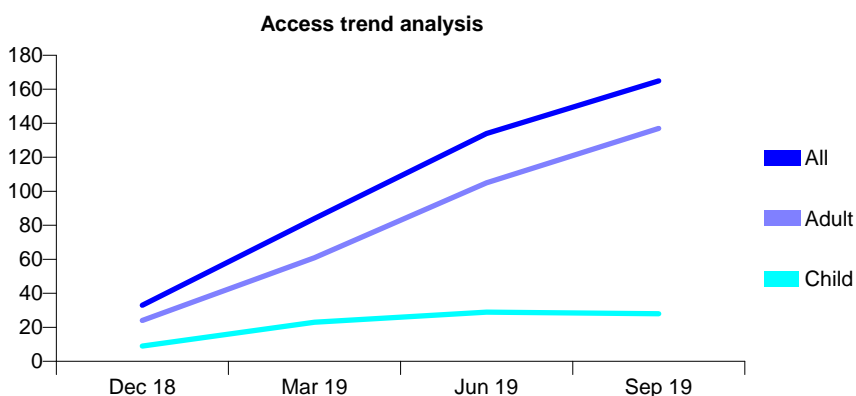
## Q50 - Vital Signs At a Glance Contract Report for 100809/0000 - September 2019

Name or company name	Barton Dental Care Limited
Contract type name	GDS Contract
Purpose of contract	General
Contract start date	01/10/2018
Contract end date	31/03/2021

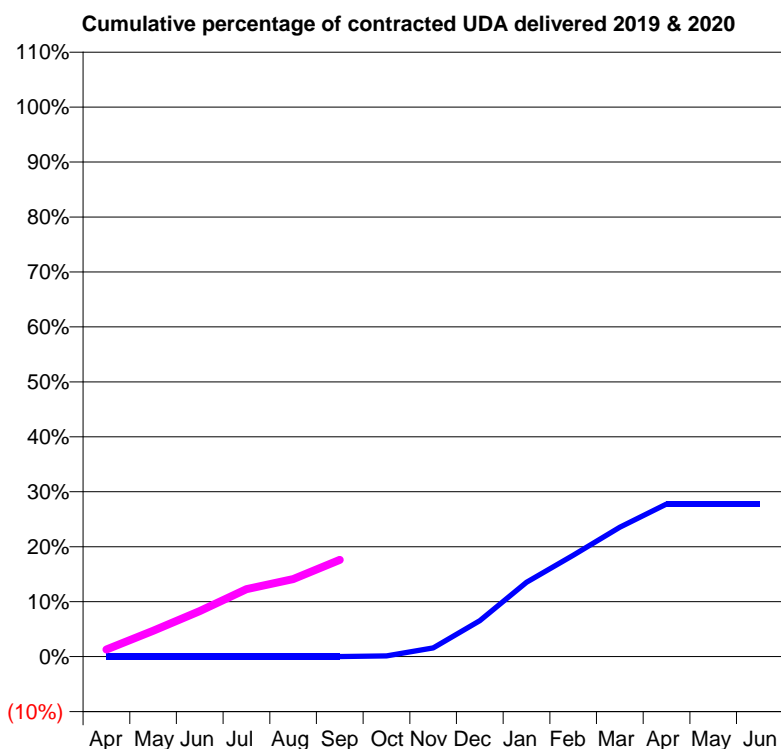
19/20 Contracted general activity (UDA)	1,376
Carry forward general activity (UDA)	0
19/20 Contracted orthodontic activity (UOA)	0
Carry forward orthodontic activity (UOA)	0
Baseline contract value	£38,940.80

### ACCESS\*

Patients seen in 24 months	Total	Change since previous quarter
Quarter ending September 2018	0	
Quarter ending December 2018	33	↑
Quarter ending March 2019	84	↑
Quarter ending June 2019	134	↑
Quarter ending September 2019	165	↑
Variance since September 2018	N/A	



### ACTIVITY



Month	Adjusted Scheduled Activity (UDA)	
	2019	2020
April	0	18
May	0	65
June	0	114
July	0	169
August	0	194
September	0	242
October	1	
November	11	
December	45	
January	93	
February	127	
March	162	
April	191	
May	191	
June	191	

### QUALITY

	Quantity	Base Number	Contract	AT	Region	England
% of FP17s for the same patient ID Re-attending within 3 months - Children	0	20	0.0%	9.3%	12.1%	11.5%
% of FP17s for the same patient ID Re-attending within 3 months - Adults	2	115	1.7%	12.3%	15.6%	15.4%
% of FP17s for the same patient ID Re-attending between 3 & 9 months - Children	3	20	15.0%	64.4%	61.2%	59.7%
% of FP17s for the same patient ID Re-attending between 3 & 9 months - Adults	8	115	7.0%	55.8%	54.3%	51.7%
% of FP17s for Band 1 Urgent Courses	1	125	0.8%	7.8%	9.1%	9.2%
% of FP17s Relating to Free Repair or Replacements	0	125	0.0%	0.9%	0.9%	0.7%
% of FP17s Relating to Continuations	1	125	0.8%	0.9%	1.0%	0.8%
% of Patients satisfied with the dentistry they have received	1	1	N/A	94.0%	94.4%	93.5%
% of Patients satisfied with the time they had to wait for an appointment	1	1	N/A	89.8%	88.1%	87.4%

\* This is based on patients treated on this contract for their most recent course of treatment. Figures in italics indicate the base number of FP17s or Patient Questionnaire responses are less than 100. N/A is shown where the base number of responses is less than 10 during the period. % is calculated as Quantity/Base number\*100

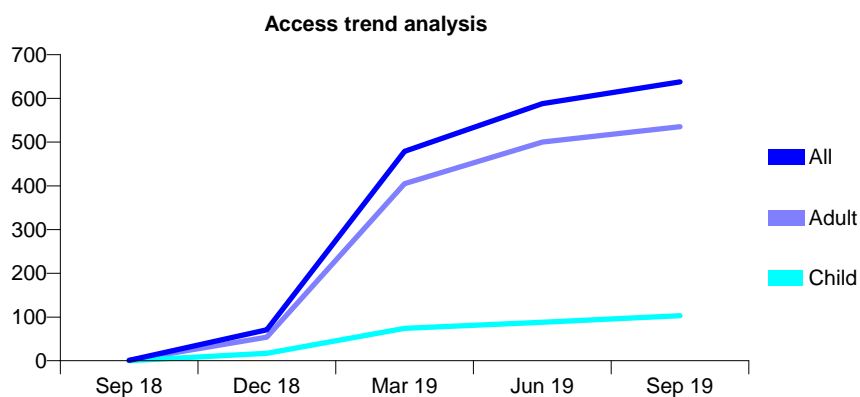
## Q50 - Vital Signs At a Glance Contract Report for 100874/0000 - September 2019

Name or company name	Aishwaryam Limited
Contract type name	GDS Contract
Purpose of contract	General
Contract start date	01/09/2018
Contract end date	31/03/2022

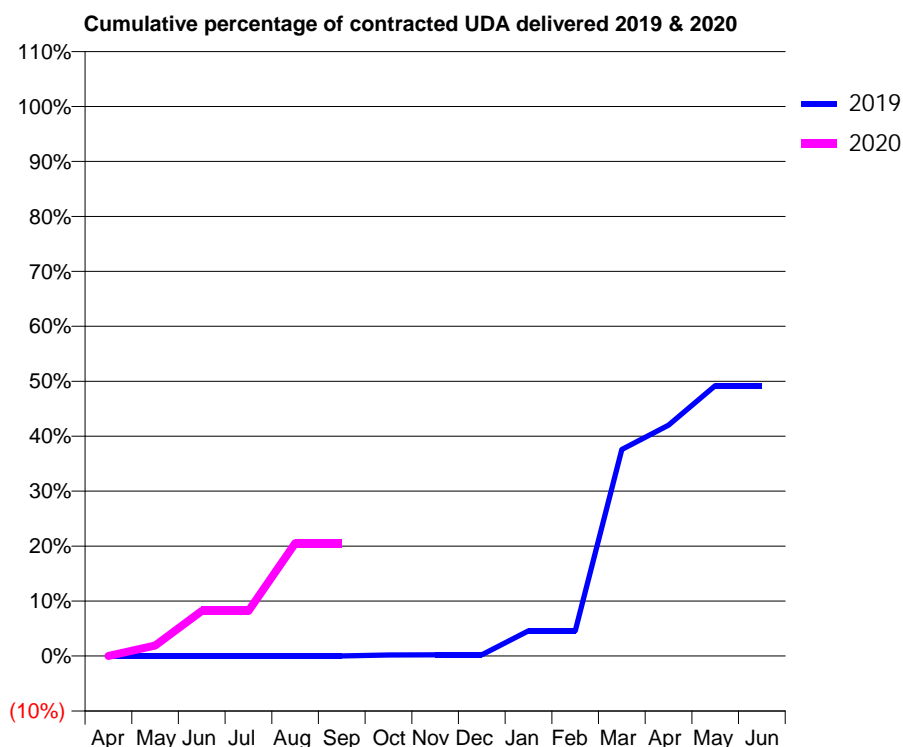
19/20 Contracted general activity (UDA)	4,133
Carry forward general activity (UDA)	0
19/20 Contracted orthodontic activity (UOA)	0
Carry forward orthodontic activity (UOA)	0
Baseline contract value	£116,963.90

### ACCESS\*

Patients seen in 24 months	Total	Change since previous quarter
Quarter ending September 2018	1	
Quarter ending December 2018	71	↑
Quarter ending March 2019	479	↑
Quarter ending June 2019	588	↑
Quarter ending September 2019	638	↑
<b>Variance since September 2018</b>	<b>63700.0%</b>	<b>↑</b>



### ACTIVITY



Month	Adjusted Scheduled Activity (UDA)	
	2019	2020
April	0	0
May	0	78
June	0	339
July	0	339
August	0	848
September	0	848
October	8	
November	10	
December	10	
January	190	
February	190	
March	1,553	
April	1,737	
May	2,033	
June	2,033	

### QUALITY

	Quantity	Base Number	Contract	AT	Region	England
% of FP17s for the same patient ID Re-attending within 3 months - Children	2	57	3.5%	9.3%	12.1%	11.5%
% of FP17s for the same patient ID Re-attending within 3 months - Adults	46	305	15.1%	12.3%	15.6%	15.4%
% of FP17s for the same patient ID Re-attending between 3 & 9 months - Children	15	57	26.3%	64.4%	61.2%	59.7%
% of FP17s for the same patient ID Re-attending between 3 & 9 months - Adults	88	305	28.9%	55.8%	54.3%	51.7%
% of FP17s for Band 1 Urgent Courses	36	234	15.4%	7.8%	9.1%	9.2%
% of FP17s Relating to Free Repair or Replacements	2	234	0.9%	0.9%	0.9%	0.7%
% of FP17s Relating to Continuations	0	234	0.0%	0.9%	1.0%	0.8%
% of Patients satisfied with the dentistry they have received	0	0	N/A	94.0%	94.4%	93.5%
% of Patients satisfied with the time they had to wait for an appointment	0	0	N/A	89.8%	88.1%	87.4%

\* This is based on patients treated on this contract for their most recent course of treatment. Figures in italics indicate the base number of FP17s or Patient Questionnaire responses are less than 100. N/A is shown where the base number of responses is less than 10 during the period. % is calculated as Quantity/Base number\*100




## Q50 - Vital Signs At a Glance Contract Report for 100986/0000 - September 2019

Name or company name	Night Dental Ltd
Contract type name	PDS Contract
Purpose of contract	General
Contract start date	01/04/2019
Contract end date	31/03/2024

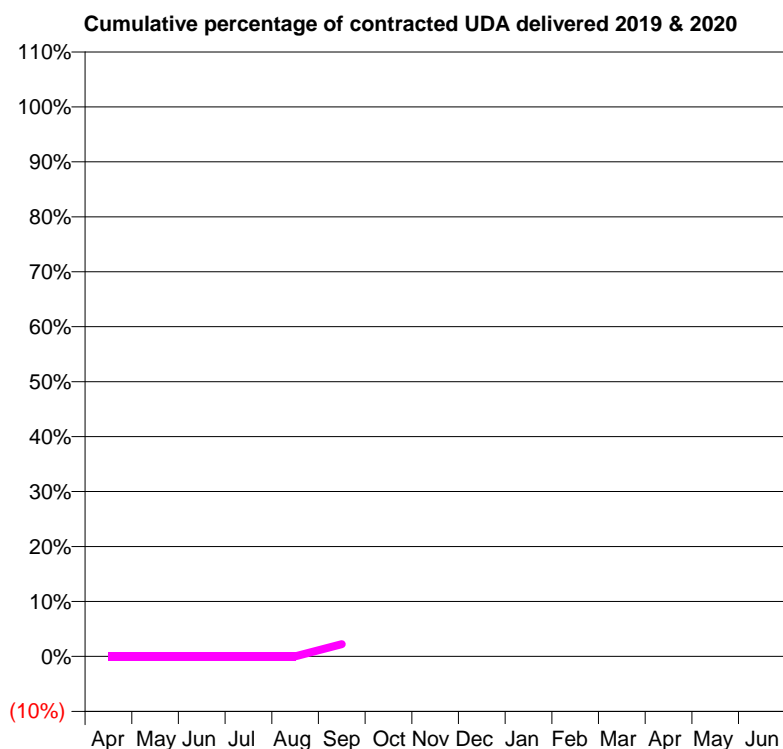
19/20 Contracted general activity (UDA)	15,194
Carry forward general activity (UDA)	0
19/20 Contracted orthodontic activity (UOA)	0
Carry forward orthodontic activity (UOA)	0
Baseline contract value	£601,986.28

### ACCESS\*

Patients seen in 24 months	Total	Change since previous quarter
Quarter ending September 2018	0	
Quarter ending December 2018	0	
Quarter ending March 2019	0	
Quarter ending June 2019	0	
Quarter ending September 2019	196	↑
<b>Variance since September 2018</b>	N/A	



### ACTIVITY



Month	Adjusted Scheduled Activity (UDA)	
	2019	2020
April	0	0
May	0	0
June	0	0
July	0	0
August	0	0
September	0	340
October	0	0
November	0	0
December	0	0
January	0	0
February	0	0
March	0	0
April	0	0
May	0	0
June	0	0

### QUALITY

	Quantity	Base Number	Contract	AT	Region	England
% of FP17s for the same patient ID Re-attending within 3 months - Children	1	28	3.6%	9.3%	12.1%	11.5%
% of FP17s for the same patient ID Re-attending within 3 months - Adults	2	255	0.8%	12.3%	15.6%	15.4%
% of FP17s for the same patient ID Re-attending between 3 & 9 months - Children	0	28	0.0%	64.4%	61.2%	59.7%
% of FP17s for the same patient ID Re-attending between 3 & 9 months - Adults	0	255	0.0%	55.8%	54.3%	51.7%
% of FP17s for Band 1 Urgent Courses	283	283	100.0%	7.8%	9.1%	9.2%
% of FP17s Relating to Free Repair or Replacements	0	283	0.0%	0.9%	0.9%	0.7%
% of FP17s Relating to Continuations	0	283	0.0%	0.9%	1.0%	0.8%
% of Patients satisfied with the dentistry they have received	0	0	N/A	94.0%	94.4%	93.5%
% of Patients satisfied with the time they had to wait for an appointment	0	0	N/A	89.8%	88.1%	87.4%

\* This is based on patients treated on this contract for their most recent course of treatment. Figures in italics indicate the base number of FP17s or Patient Questionnaire responses are less than 100. N/A is shown where the base number of responses is less than 10 during the period. % is calculated as Quantity/Base number\*100

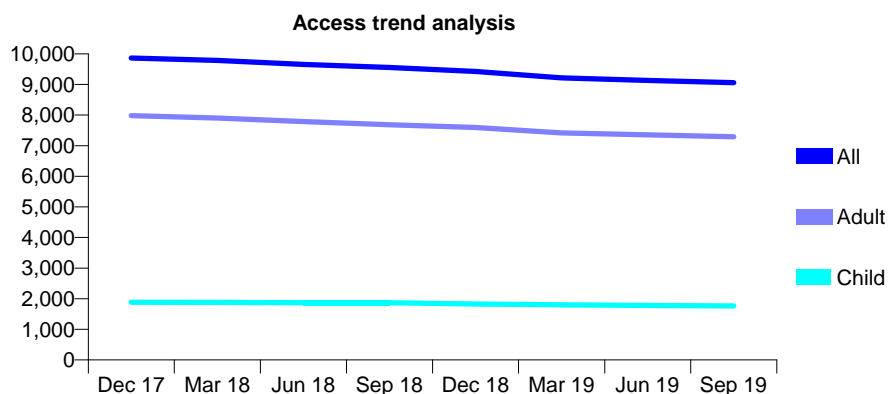
## Q50 - Vital Signs At a Glance Contract Report for 101281/0039 - September 2019

Name or company name	OASIS DENTAL CARE LTD
Contract type name	GDS Contract
Purpose of contract	General
Contract start date	01/04/2006
Contract end date	

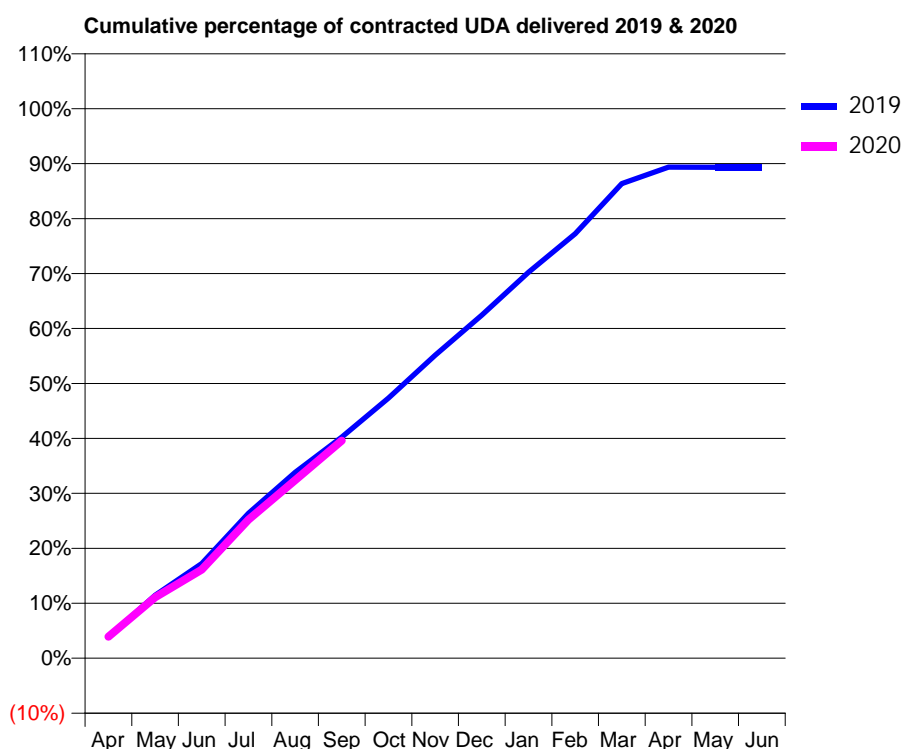
19/20 Contracted general activity (UDA)	28,313
Carry forward general activity (UDA)	0
19/20 Contracted orthodontic activity (UOA)	0
Carry forward orthodontic activity (UOA)	0
Baseline contract value	£856,015.26

### ACCESS\*

Patients seen in 24 months	Total	Change since previous quarter
Quarter ending September 2018	9,553	
Quarter ending December 2018	9,421	↓
Quarter ending March 2019	9,220	↓
Quarter ending June 2019	9,131	→
Quarter ending September 2019	9,058	→
<b>Variance since September 2018</b>	<b>(5.2%)</b>	<b>↓</b>



### ACTIVITY



Month	2019	2020
April	1,102	1,110
May	3,248	3,133
June	4,877	4,566
July	7,463	7,135
August	9,575	9,179
September	11,394	11,211
October	13,404	
November	15,613	
December	17,674	
January	19,883	
February	21,876	
March	24,450	
April	25,302	
May	25,297	
June	25,297	

### QUALITY

	Quantity	Base Number	Contract	AT	Region	England
% of FP17s for the same patient ID Re-attending within 3 months - Children	79	1,395	5.7%	9.3%	12.1%	11.5%
% of FP17s for the same patient ID Re-attending within 3 months - Adults	749	5,877	12.7%	12.3%	15.6%	15.4%
% of FP17s for the same patient ID Re-attending between 3 & 9 months - Children	936	1,395	67.1%	64.4%	61.2%	59.7%
% of FP17s for the same patient ID Re-attending between 3 & 9 months - Adults	3,909	5,877	66.5%	55.8%	54.3%	51.7%
% of FP17s for Band 1 Urgent Courses	526	6,805	7.7%	7.8%	9.1%	9.2%
% of FP17s Relating to Free Repair or Replacements	56	6,805	0.8%	0.9%	0.9%	0.7%
% of FP17s Relating to Continuations	72	6,805	1.1%	0.9%	1.0%	0.8%
% of Patients satisfied with the dentistry they have received	4	4	N/A	94.0%	94.4%	93.5%
% of Patients satisfied with the time they had to wait for an appointment	4	4	N/A	89.8%	88.1%	87.4%

\* This is based on patients treated on this contract for their most recent course of treatment.

Figures in italics indicate the base number of FP17s or Patient Questionnaire responses are less than 100. N/A is shown where the base number of responses is less than 10 during the period. % is calculated as Quantity/Base number\*100

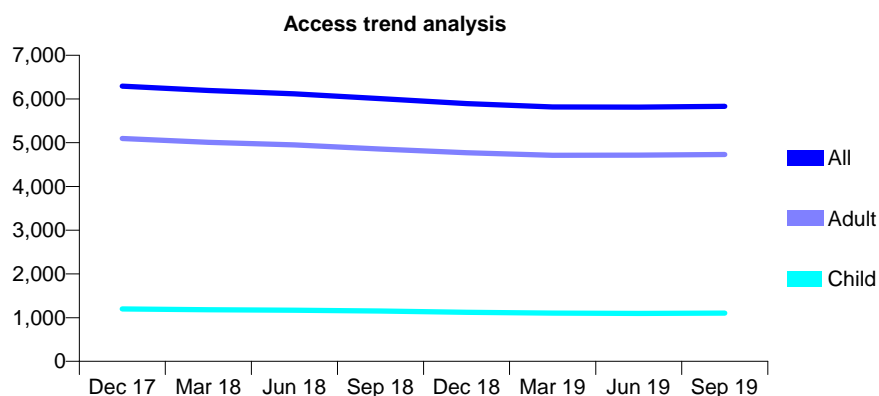
## Q50 - Vital Signs At a Glance Contract Report for 101281/0089 - September 2019

Name or company name	OASIS DENTAL CARE LTD
Contract type name	GDS Contract
Purpose of contract	General
Contract start date	01/04/2006
Contract end date	

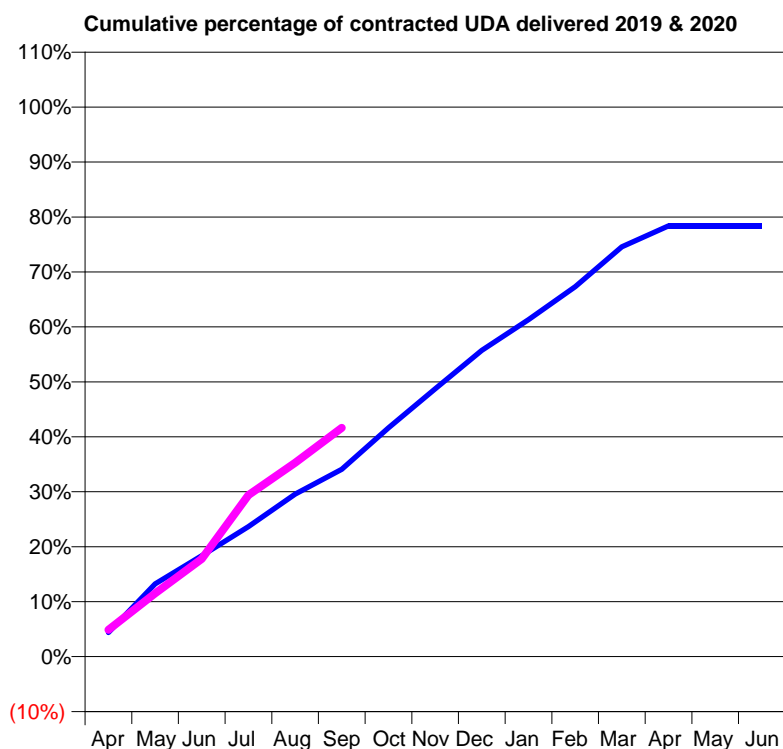
19/20 Contracted general activity (UDA)	19,294
Carry forward general activity (UDA)	0
19/20 Contracted orthodontic activity (UOA)	0
Carry forward orthodontic activity (UOA)	0
Baseline contract value	£606,326.79

### ACCESS\*

Patients seen in 24 months	Total	Change since previous quarter
Quarter ending September 2018	6,006	
Quarter ending December 2018	5,894	↓
Quarter ending March 2019	5,818	↓
Quarter ending June 2019	5,815	→
Quarter ending September 2019	5,834	→
<b>Variance since September 2018</b>	<b>(2.9%)</b>	<b>↓</b>



### ACTIVITY



Month	Adjusted Scheduled Activity (UDA)	
	2019	2020
April	843	945
May	2,555	2,222
June	3,540	3,431
July	4,569	5,671
August	5,706	6,808
September	6,576	8,031
October	8,034	
November	9,402	
December	10,750	
January	11,828	
February	12,986	
March	14,386	
April	15,121	
May	15,121	
June	15,121	

### QUALITY

	Quantity	Base Number	Contract	AT	Region	England
% of FP17s for the same patient ID Re-attending within 3 months - Children	66	883	7.5%	9.3%	12.1%	11.5%
% of FP17s for the same patient ID Re-attending within 3 months - Adults	489	3,534	13.8%	12.3%	15.6%	15.4%
% of FP17s for the same patient ID Re-attending between 3 & 9 months - Children	498	883	56.4%	64.4%	61.2%	59.7%
% of FP17s for the same patient ID Re-attending between 3 & 9 months - Adults	1,905	3,534	53.9%	55.8%	54.3%	51.7%
% of FP17s for Band 1 Urgent Courses	228	4,107	5.6%	7.8%	9.1%	9.2%
% of FP17s Relating to Free Repair or Replacements	104	4,107	2.5%	0.9%	0.9%	0.7%
% of FP17s Relating to Continuations	100	4,107	2.4%	0.9%	1.0%	0.8%
% of Patients satisfied with the dentistry they have received	1	1	N/A	94.0%	94.4%	93.5%
% of Patients satisfied with the time they had to wait for an appointment	1	1	N/A	89.8%	88.1%	87.4%

\* This is based on patients treated on this contract for their most recent course of treatment. Figures in italics indicate the base number of FP17s or Patient Questionnaire responses are less than 100. N/A is shown where the base number of responses is less than 10 during the period. % is calculated as Quantity/Base number\*100

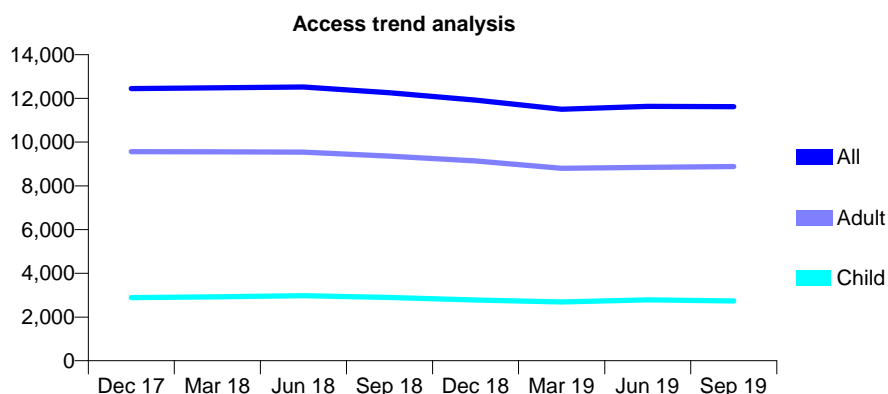
## Q50 - Vital Signs At a Glance Contract Report for 101281/0096 - September 2019

Name or company name	OASIS DENTAL CARE LTD
Contract type name	GDS Contract
Purpose of contract	General
Contract start date	01/04/2006
Contract end date	

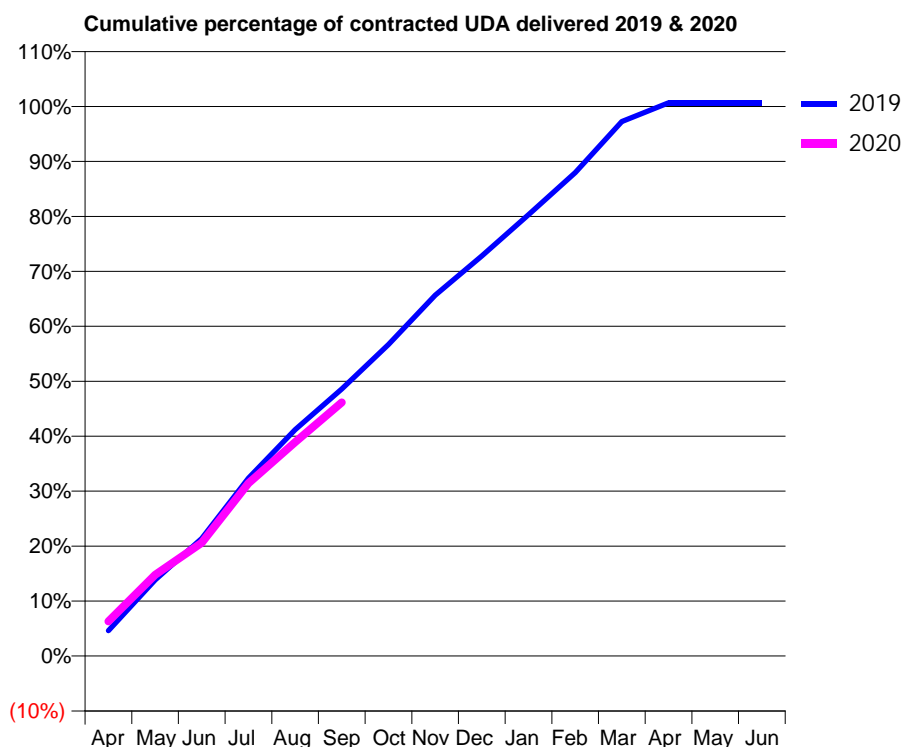
19/20 Contracted general activity (UDA)	30,555
Carry forward general activity (UDA)	-203
19/20 Contracted orthodontic activity (UOA)	0
Carry forward orthodontic activity (UOA)	0
Baseline contract value	£971,974.64

### ACCESS\*

Patients seen in 24 months	Total	Change since previous quarter
Quarter ending September 2018	12,260	
Quarter ending December 2018	11,920	↓
Quarter ending March 2019	11,500	↓
Quarter ending June 2019	11,636	→
Quarter ending September 2019	11,619	→
<b>Variance since September 2018</b>	<b>(5.2%)</b>	<b>↓</b>



### ACTIVITY



Month	Adjusted Scheduled Activity (UDA)	
	2019	2020
April	1,413	1,922
May	4,233	4,516
June	6,536	6,296
July	9,895	9,607
August	12,584	11,893
September	14,848	14,097
October	17,326	
November	20,057	
December	22,239	
January	24,543	
February	26,877	
March	29,717	
April	30,754	
May	30,757	
June	30,758	

### QUALITY

	Quantity	Base Number	Contract	AT	Region	England
% of FP17s for the same patient ID Re-attending within 3 months - Children	142	2,485	5.7%	9.3%	12.1%	11.5%
% of FP17s for the same patient ID Re-attending within 3 months - Adults	670	6,294	10.6%	12.3%	15.6%	15.4%
% of FP17s for the same patient ID Re-attending between 3 & 9 months - Children	1,641	2,485	66.0%	64.4%	61.2%	59.7%
% of FP17s for the same patient ID Re-attending between 3 & 9 months - Adults	2,480	6,294	39.4%	55.8%	54.3%	51.7%
% of FP17s for Band 1 Urgent Courses	610	8,243	7.4%	7.8%	9.1%	9.2%
% of FP17s Relating to Free Repair or Replacements	147	8,243	1.8%	0.9%	0.9%	0.7%
% of FP17s Relating to Continuations	115	8,243	1.4%	0.9%	1.0%	0.8%
% of Patients satisfied with the dentistry they have received	2	2	N/A	94.0%	94.4%	93.5%
% of Patients satisfied with the time they had to wait for an appointment	2	2	N/A	89.8%	88.1%	87.4%

\* This is based on patients treated on this contract for their most recent course of treatment. Figures in italics indicate the base number of FP17s or Patient Questionnaire responses are less than 100. N/A is shown where the base number of responses is less than 10 during the period. % is calculated as Quantity/Base number\*100

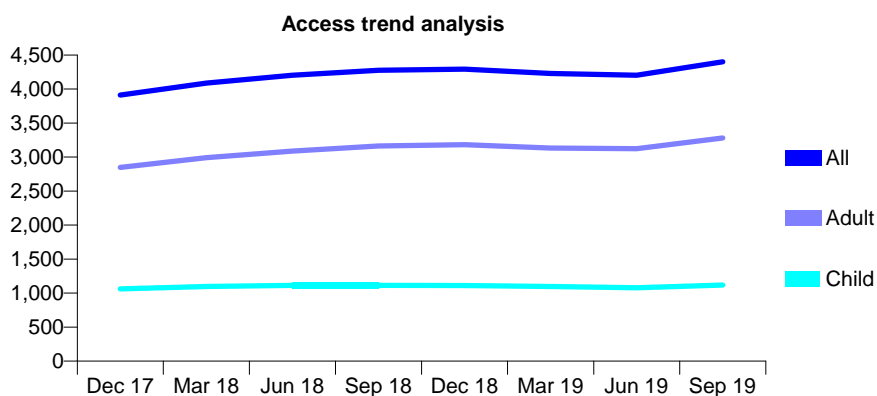
## Q50 - Vital Signs At a Glance Contract Report for 101281/0104 - September 2019

Name or company name	OASIS DENTAL CARE LTD
Contract type name	GDS Contract
Purpose of contract	General
Contract start date	01/04/2006
Contract end date	

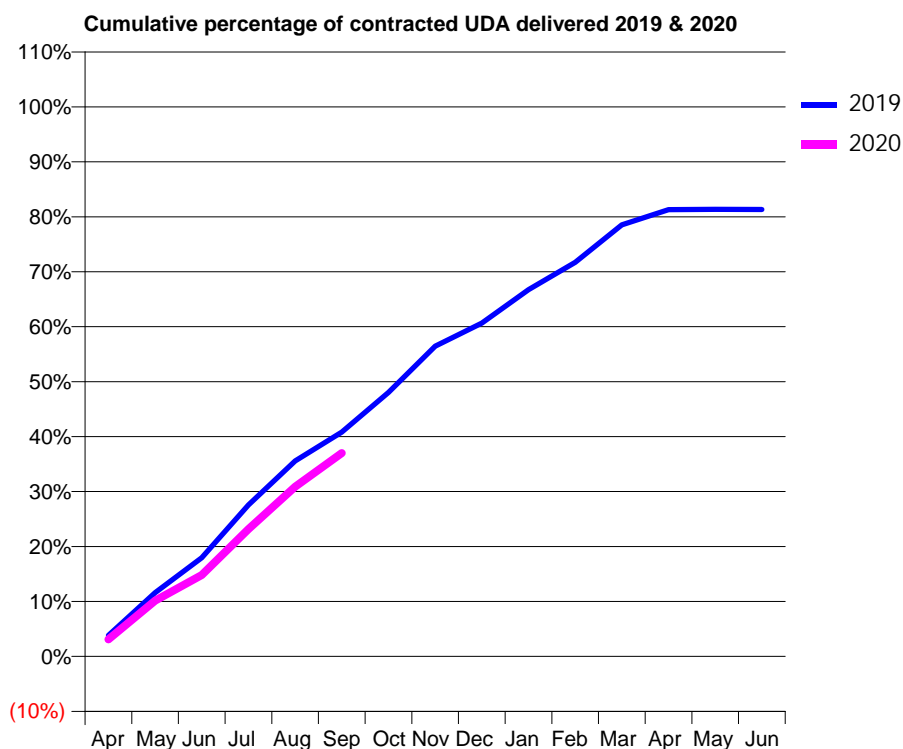
19/20 Contracted general activity (UDA)	13,717
Carry forward general activity (UDA)	0
19/20 Contracted orthodontic activity (UOA)	0
Carry forward orthodontic activity (UOA)	0
Baseline contract value	£418,249.15

### ACCESS\*

Patients seen in 24 months	Total	Change since previous quarter
Quarter ending September 2018	4,277	
Quarter ending December 2018	4,294	→
Quarter ending March 2019	4,229	↓
Quarter ending June 2019	4,202	→
Quarter ending September 2019	4,400	↑
<b>Variance since September 2018</b>	<b>2.9%</b>	<b>↑</b>



### ACTIVITY



Month	2019	2020
April	526	426
May	1,594	1,391
June	2,466	2,033
July	3,781	3,177
August	4,879	4,234
September	5,600	5,073
October	6,589	
November	7,743	
December	8,319	
January	9,157	
February	9,839	
March	10,772	
April	11,154	
May	11,159	
June	11,156	

### QUALITY

	Quantity	Base Number	Contract	AT	Region	England
% of FP17s for the same patient ID Re-attending within 3 months - Children	45	804	5.6%	9.3%	12.1%	11.5%
% of FP17s for the same patient ID Re-attending within 3 months - Adults	339	2,333	14.5%	12.3%	15.6%	15.4%
% of FP17s for the same patient ID Re-attending between 3 & 9 months - Children	492	804	61.2%	64.4%	61.2%	59.7%
% of FP17s for the same patient ID Re-attending between 3 & 9 months - Adults	1,350	2,333	57.9%	55.8%	54.3%	51.7%
% of FP17s for Band 1 Urgent Courses	248	2,929	8.5%	7.8%	9.1%	9.2%
% of FP17s Relating to Free Repair or Replacements	51	2,929	1.7%	0.9%	0.9%	0.7%
% of FP17s Relating to Continuations	36	2,929	1.2%	0.9%	1.0%	0.8%
% of Patients satisfied with the dentistry they have received	3	3	N/A	94.0%	94.4%	93.5%
% of Patients satisfied with the time they had to wait for an appointment	3	3	N/A	89.8%	88.1%	87.4%

\* This is based on patients treated on this contract for their most recent course of treatment. Figures in italics indicate the base number of FP17s or Patient Questionnaire responses are less than 100. N/A is shown where the base number of responses is less than 10 during the period. % is calculated as Quantity/Base number\*100

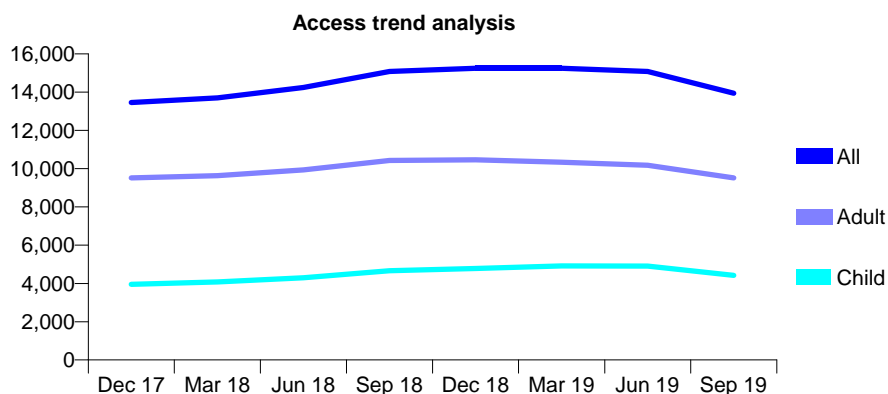
## Q50 - Vital Signs At a Glance Contract Report for 101281/0106 - September 2019

Name or company name	OASIS DENTAL CARE LTD
Contract type name	GDS Contract
Purpose of contract	General
Contract start date	01/04/2006
Contract end date	

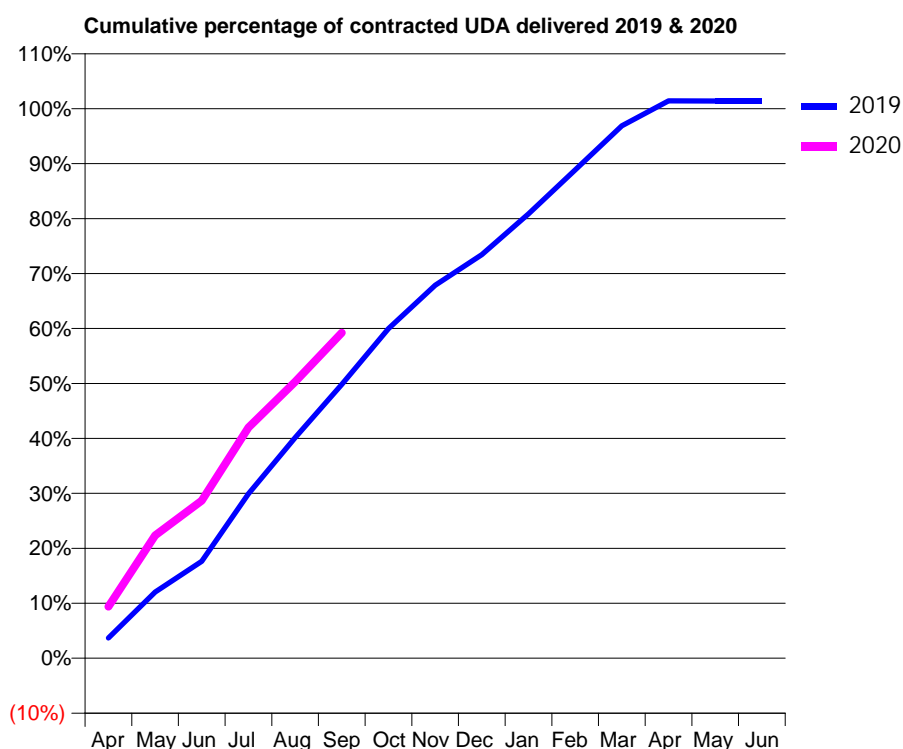
19/20 Contracted general activity (UDA)	28,605
Carry forward general activity (UDA)	-567
19/20 Contracted orthodontic activity (UOA)	0
Carry forward orthodontic activity (UOA)	0
Baseline contract value	£812,316.92

### ACCESS\*

Patients seen in 24 months	Total	Change since previous quarter
Quarter ending September 2018	15,086	
Quarter ending December 2018	15,246	→
Quarter ending March 2019	15,246	→
Quarter ending June 2019	15,082	↓
Quarter ending September 2019	13,942	↓
<b>Variance since September 2018</b>	<b>(7.6%)</b>	<b>↓</b>



### ACTIVITY



Month	2019	2020
April	1,507	2,689
May	4,934	6,395
June	7,224	8,204
July	12,258	12,006
August	16,449	14,394
September	20,400	16,940
October	24,571	
November	27,801	
December	30,075	
January	33,127	
February	36,400	
March	39,685	
April	41,548	
May	41,530	
June	41,532	

### QUALITY

	Quantity	Base Number	Contract	AT	Region	England
% of FP17s for the same patient ID Re-attending within 3 months - Children	244	3,405	7.2%	9.3%	12.1%	11.5%
% of FP17s for the same patient ID Re-attending within 3 months - Adults	785	6,532	12.0%	12.3%	15.6%	15.4%
% of FP17s for the same patient ID Re-attending between 3 & 9 months - Children	2,028	3,405	59.6%	64.4%	61.2%	59.7%
% of FP17s for the same patient ID Re-attending between 3 & 9 months - Adults	3,559	6,532	54.5%	55.8%	54.3%	51.7%
% of FP17s for Band 1 Urgent Courses	998	9,099	11.0%	7.8%	9.1%	9.2%
% of FP17s Relating to Free Repair or Replacements	76	9,099	0.8%	0.9%	0.9%	0.7%
% of FP17s Relating to Continuations	80	9,099	0.9%	0.9%	1.0%	0.8%
% of Patients satisfied with the dentistry they have received	2	3	N/A	94.0%	94.4%	93.5%
% of Patients satisfied with the time they had to wait for an appointment	3	3	N/A	89.8%	88.1%	87.4%

\* This is based on patients treated on this contract for their most recent course of treatment. Figures in italics indicate the base number of FP17s or Patient Questionnaire responses are less than 100. N/A is shown where the base number of responses is less than 10 during the period. % is calculated as Quantity/Base number\*100

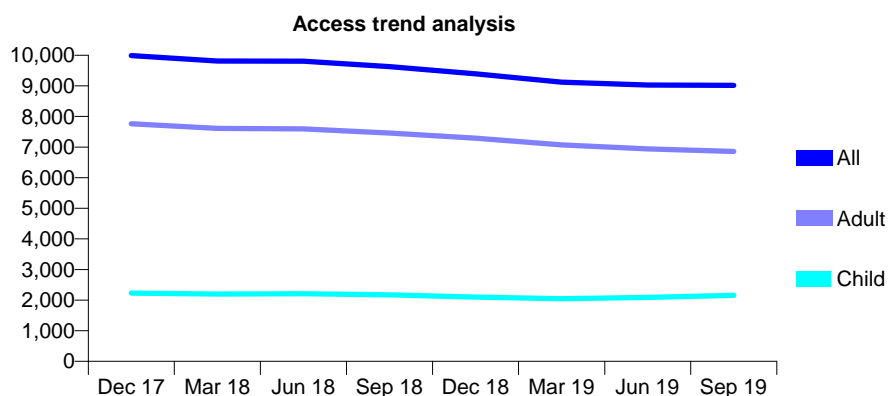
## Q50 - Vital Signs At a Glance Contract Report for 101281/0121 - September 2019

Name or company name	OASIS DENTAL CARE LTD
Contract type name	GDS Contract
Purpose of contract	General
Contract start date	01/04/2006
Contract end date	

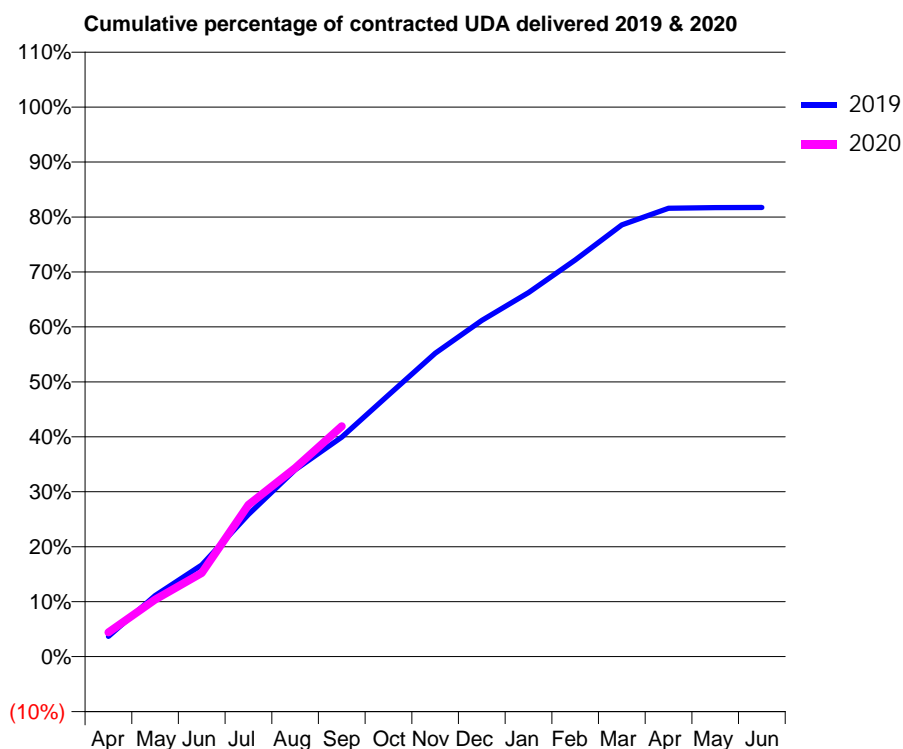
19/20 Contracted general activity (UDA)	31,745
Carry forward general activity (UDA)	0
19/20 Contracted orthodontic activity (UOA)	0
Carry forward orthodontic activity (UOA)	0
Baseline contract value	£866,740.49

### ACCESS\*

Patients seen in 24 months	Total	Change since previous quarter
Quarter ending September 2018	9,628	
Quarter ending December 2018	9,391	↓
Quarter ending March 2019	9,121	↓
Quarter ending June 2019	9,028	↓
Quarter ending September 2019	9,017	→
<b>Variance since September 2018</b>	<b>(6.3%)</b>	<b>↓</b>



### ACTIVITY



Month	Adjusted Scheduled Activity (UDA)	
	2019	2020
April	1,170	1,395
May	3,528	3,294
June	5,296	4,835
July	8,218	8,768
August	10,793	10,898
September	12,677	13,308
October	15,113	
November	17,518	
December	19,418	
January	21,024	
February	22,912	
March	24,938	
April	25,902	
May	25,934	
June	25,940	

### QUALITY

	Quantity	Base Number	Contract	AT	Region	England
% of FP17s for the same patient ID Re-attending within 3 months - Children	129	1,726	7.5%	9.3%	12.1%	11.5%
% of FP17s for the same patient ID Re-attending within 3 months - Adults	631	5,116	12.3%	12.3%	15.6%	15.4%
% of FP17s for the same patient ID Re-attending between 3 & 9 months - Children	892	1,726	51.7%	64.4%	61.2%	59.7%
% of FP17s for the same patient ID Re-attending between 3 & 9 months - Adults	2,717	5,116	53.1%	55.8%	54.3%	51.7%
% of FP17s for Band 1 Urgent Courses	488	6,362	7.7%	7.8%	9.1%	9.2%
% of FP17s Relating to Free Repair or Replacements	101	6,362	1.6%	0.9%	0.9%	0.7%
% of FP17s Relating to Continuations	31	6,362	0.5%	0.9%	1.0%	0.8%
% of Patients satisfied with the dentistry they have received	2	2	N/A	94.0%	94.4%	93.5%
% of Patients satisfied with the time they had to wait for an appointment	2	2	N/A	89.8%	88.1%	87.4%

\* This is based on patients treated on this contract for their most recent course of treatment. Figures in italics indicate the base number of FP17s or Patient Questionnaire responses are less than 100. N/A is shown where the base number of responses is less than 10 during the period. % is calculated as Quantity/Base number\*100

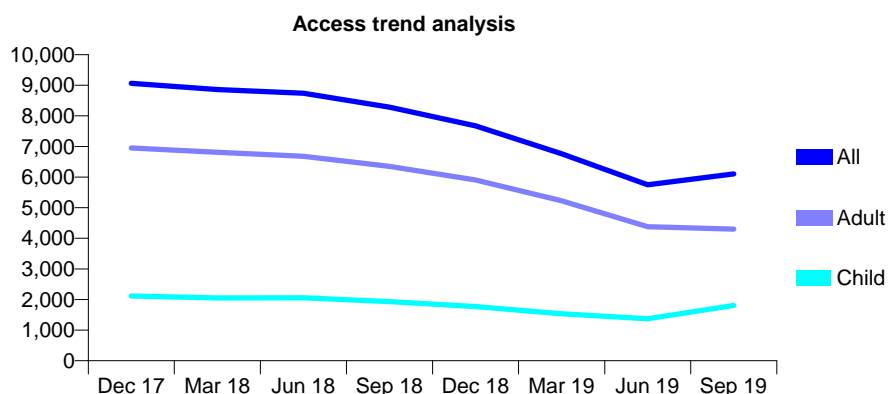
## Q50 - Vital Signs At a Glance Contract Report for 101281/0147 - September 2019

Name or company name	OASIS DENTAL CARE LTD
Contract type name	GDS Contract
Purpose of contract	General
Contract start date	01/04/2006
Contract end date	

19/20 Contracted general activity (UDA)	26,360
Carry forward general activity (UDA)	0
19/20 Contracted orthodontic activity (UOA)	0
Carry forward orthodontic activity (UOA)	0
Baseline contract value	£757,586.40

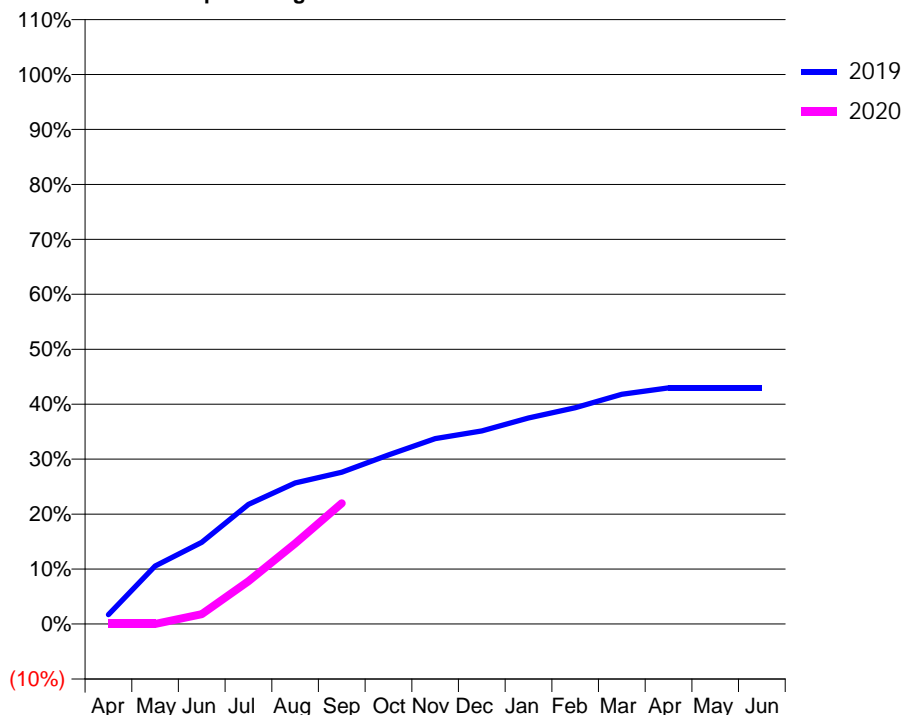
### ACCESS\*

Patients seen in 24 months	Total	Change since previous quarter
Quarter ending September 2018	8,284	
Quarter ending December 2018	7,676	↓
Quarter ending March 2019	6,766	↓
Quarter ending June 2019	5,749	↓
Quarter ending September 2019	6,107	↑
<b>Variance since September 2018</b>	<b>(26.3%)</b>	<b>↓</b>



### ACTIVITY

Cumulative percentage of contracted UDA delivered 2019 & 2020



Adjusted Scheduled Activity (UDA)

Month	2019	2020
April	647	0
May	3,977	0
June	5,599	475
July	8,206	2,057
August	9,668	3,864
September	10,404	5,790
October	11,581	
November	12,703	
December	13,239	
January	14,125	
February	14,821	
March	15,745	
April	16,180	
May	16,180	
June	16,180	

### QUALITY

	Quantity	Base Number	Contract	AT	Region	England
% of FP17s for the same patient ID Re-attending within 3 months - Children	29	1,147	2.5%	9.3%	12.1%	11.5%
% of FP17s for the same patient ID Re-attending within 3 months - Adults	110	1,988	5.5%	12.3%	15.6%	15.4%
% of FP17s for the same patient ID Re-attending between 3 & 9 months - Children	107	1,147	9.3%	64.4%	61.2%	59.7%
% of FP17s for the same patient ID Re-attending between 3 & 9 months - Adults	399	1,988	20.1%	55.8%	54.3%	51.7%
% of FP17s for Band 1 Urgent Courses	384	2,981	12.9%	7.8%	9.1%	9.2%
% of FP17s Relating to Free Repair or Replacements	22	2,981	0.7%	0.9%	0.9%	0.7%
% of FP17s Relating to Continuations	11	2,981	0.4%	0.9%	1.0%	0.8%
% of Patients satisfied with the dentistry they have received	1	1	N/A	94.0%	94.4%	93.5%
% of Patients satisfied with the time they had to wait for an appointment	1	1	N/A	89.8%	88.1%	87.4%

\* This is based on patients treated on this contract for their most recent course of treatment.

Figures in italics indicate the base number of FP17s or Patient Questionnaire responses are less than 100. N/A is shown where the base number of responses is less than 10 during the period. % is calculated as Quantity/Base number\*100



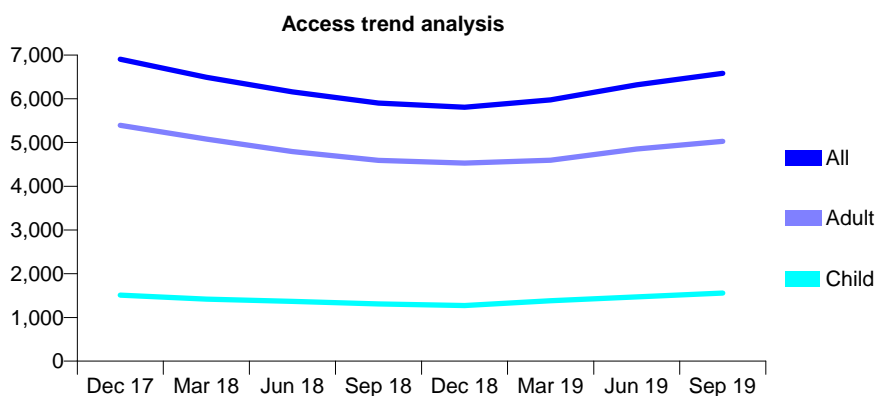
## Q50 - Vital Signs At a Glance Contract Report for 101338/0049 - September 2019

Name or company name	Skipton Acorn Business Park Dental Practic
Contract type name	GDS Contract
Purpose of contract	General
Contract start date	01/04/2007
Contract end date	

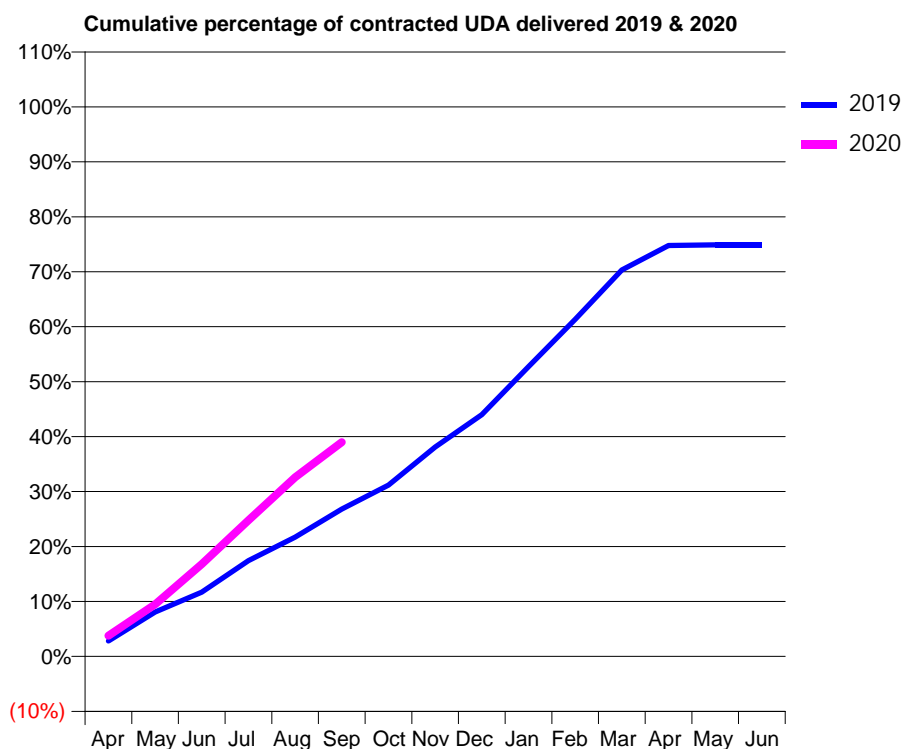
19/20 Contracted general activity (UDA)	30,272
Carry forward general activity (UDA)	0
19/20 Contracted orthodontic activity (UOA)	0
Carry forward orthodontic activity (UOA)	0
Baseline contract value	£755,236.05

### ACCESS\*

Patients seen in 24 months	Total	Change since previous quarter
Quarter ending September 2018	5,900	
Quarter ending December 2018	5,805	↓
Quarter ending March 2019	5,975	↑
Quarter ending June 2019	6,319	↑
Quarter ending September 2019	6,584	↑
<b>Variance since September 2018</b>	<b>11.6%</b>	<b>↑</b>



### ACTIVITY



Month	2019	2020
April	853	1,141
May	2,452	2,866
June	3,546	5,082
July	5,275	7,495
August	6,574	9,867
September	8,114	11,804
October	9,433	
November	11,537	
December	13,312	
January	15,957	
February	18,564	
March	21,289	
April	22,637	
May	22,677	
June	22,670	

### QUALITY

	Quantity	Base Number	Contract	AT	Region	England
% of FP17s for the same patient ID Re-attending within 3 months - Children	95	1,201	7.9%	9.3%	12.1%	11.5%
% of FP17s for the same patient ID Re-attending within 3 months - Adults	630	4,258	14.8%	12.3%	15.6%	15.4%
% of FP17s for the same patient ID Re-attending between 3 & 9 months - Children	691	1,201	57.5%	64.4%	61.2%	59.7%
% of FP17s for the same patient ID Re-attending between 3 & 9 months - Adults	2,328	4,258	54.7%	55.8%	54.3%	51.7%
% of FP17s for Band 1 Urgent Courses	403	5,036	8.0%	7.8%	9.1%	9.2%
% of FP17s Relating to Free Repair or Replacements	52	5,036	1.0%	0.9%	0.9%	0.7%
% of FP17s Relating to Continuations	141	5,036	2.8%	0.9%	1.0%	0.8%
% of Patients satisfied with the dentistry they have received	7	7	N/A	94.0%	94.4%	93.5%
% of Patients satisfied with the time they had to wait for an appointment	4	7	N/A	89.8%	88.1%	87.4%

\* This is based on patients treated on this contract for their most recent course of treatment. Figures in italics indicate the base number of FP17s or Patient Questionnaire responses are less than 100. N/A is shown where the base number of responses is less than 10 during the period. % is calculated as Quantity/Base number\*100

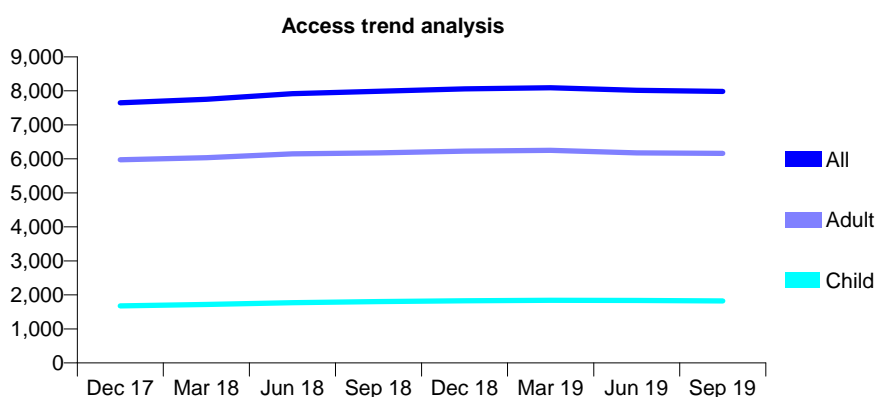
## Q50 - Vital Signs At a Glance Contract Report for 101338/0124 - September 2019

Name or company name	Whitecross Dental Care Limited
Contract type name	GDS Contract
Purpose of contract	General
Contract start date	24/08/2010
Contract end date	

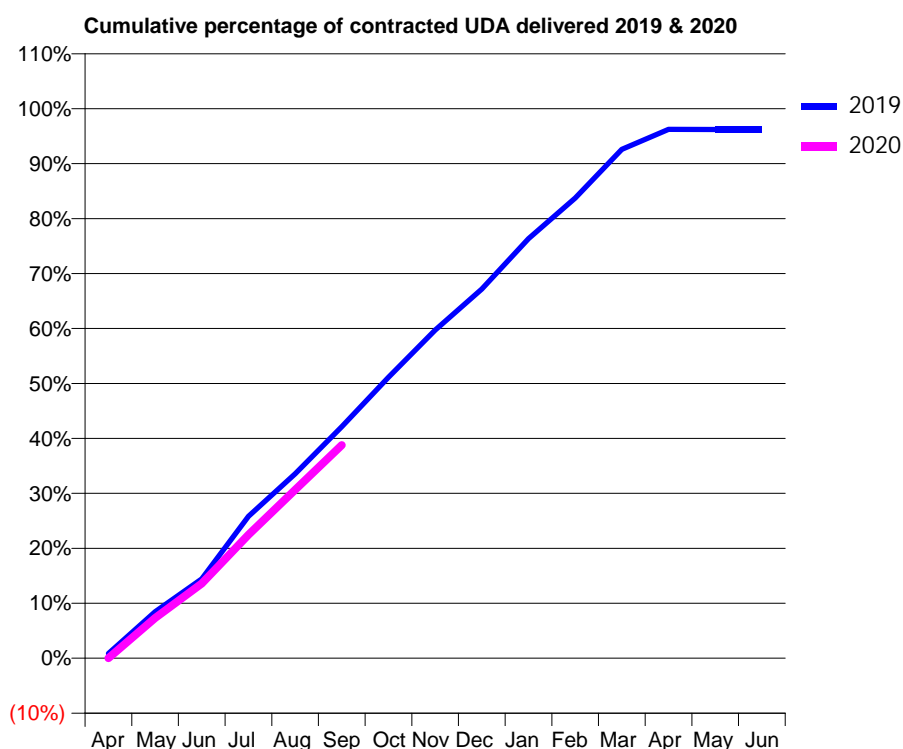
19/20 Contracted general activity (UDA)	24,000
Carry forward general activity (UDA)	909
19/20 Contracted orthodontic activity (UOA)	0
Carry forward orthodontic activity (UOA)	0
Baseline contract value	£667,517.75

### ACCESS\*

Patients seen in 24 months	Total	Change since previous quarter
Quarter ending September 2018	7,985	
Quarter ending December 2018	8,059	→
Quarter ending March 2019	8,094	→
Quarter ending June 2019	8,018	→
Quarter ending September 2019	7,983	→
<b>Variance since September 2018</b>	<b>(0.0%)</b>	→



### ACTIVITY



Month	2019	2020
April	209	1
May	2,029	1,756
June	3,464	3,258
July	6,196	5,391
August	8,060	7,361
September	10,108	9,309
October	12,267	
November	14,331	
December	16,123	
January	18,318	
February	20,098	
March	22,220	
April	23,093	
May	23,090	
June	23,091	

### QUALITY

	Quantity	Base Number	Contract	AT	Region	England
% of FP17s for the same patient ID Re-attending within 3 months - Children	70	1,516	4.6%	9.3%	12.1%	11.5%
% of FP17s for the same patient ID Re-attending within 3 months - Adults	485	4,571	10.6%	12.3%	15.6%	15.4%
% of FP17s for the same patient ID Re-attending between 3 & 9 months - Children	1,159	1,516	76.5%	64.4%	61.2%	59.7%
% of FP17s for the same patient ID Re-attending between 3 & 9 months - Adults	2,631	4,571	57.6%	55.8%	54.3%	51.7%
% of FP17s for Band 1 Urgent Courses	262	5,674	4.6%	7.8%	9.1%	9.2%
% of FP17s Relating to Free Repair or Replacements	31	5,674	0.5%	0.9%	0.9%	0.7%
% of FP17s Relating to Continuations	103	5,674	1.8%	0.9%	1.0%	0.8%
% of Patients satisfied with the dentistry they have received	6	6	N/A	94.0%	94.4%	93.5%
% of Patients satisfied with the time they had to wait for an appointment	5	6	N/A	89.8%	88.1%	87.4%

\* This is based on patients treated on this contract for their most recent course of treatment.

Figures in italics indicate the base number of FP17s or Patient Questionnaire responses are less than 100. N/A is shown where the base number of responses is less than 10 during the period. % is calculated as Quantity/Base number\*100

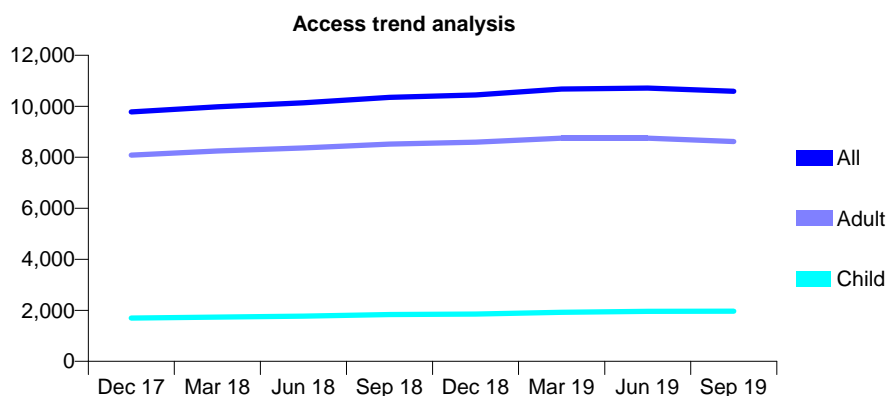
## Q50 - Vital Signs At a Glance Contract Report for 101338/0135 - September 2019

Name or company name	Whitecross Dental Care Limited
Contract type name	GDS Contract
Purpose of contract	General
Contract start date	01/02/2012
Contract end date	

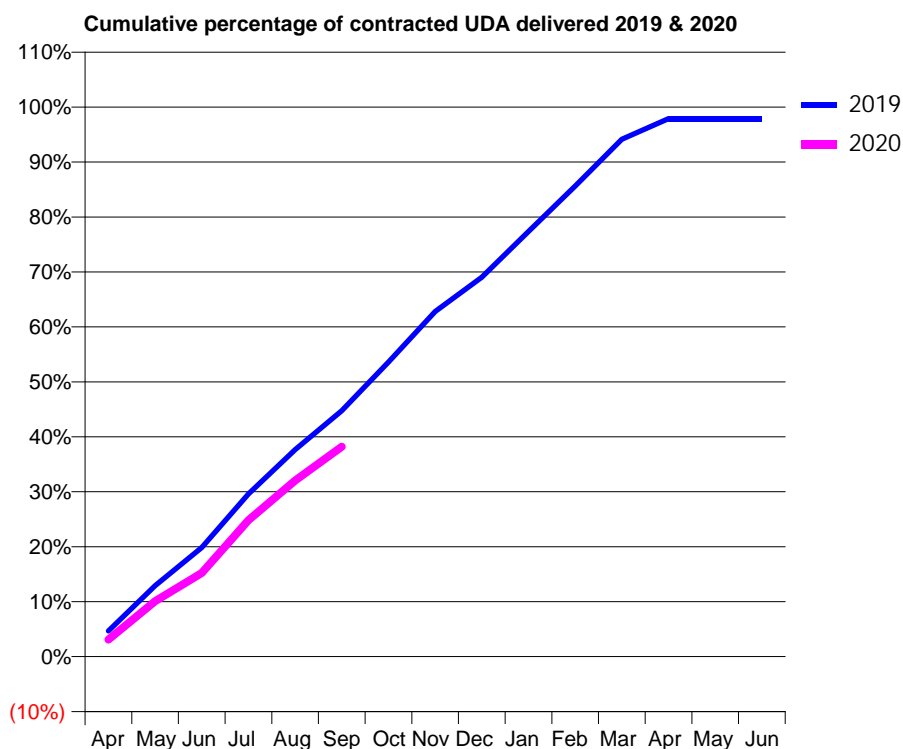
19/20 Contracted general activity (UDA)	33,200
Carry forward general activity (UDA)	705
19/20 Contracted orthodontic activity (UOA)	0
Carry forward orthodontic activity (UOA)	0
Baseline contract value	£900,901.76

### ACCESS\*

Patients seen in 24 months	Total	Change since previous quarter
Quarter ending September 2018	10,348	
Quarter ending December 2018	10,443	→
Quarter ending March 2019	10,672	↑
Quarter ending June 2019	10,712	→
Quarter ending September 2019	10,590	↓
<b>Variance since September 2018</b>	<b>2.3%</b>	<b>↑</b>



### ACTIVITY



Month	Adjusted Scheduled Activity (UDA)	
	2019	2020
April	1,554	1,034
May	4,291	3,350
June	6,586	5,052
July	9,831	8,244
August	12,508	10,640
September	14,860	12,683
October	17,791	
November	20,847	
December	22,914	
January	25,679	
February	28,431	
March	31,253	
April	32,499	
May	32,498	
June	32,495	

### QUALITY

	Quantity	Base Number	Contract	AT	Region	England
% of FP17s for the same patient ID Re-attending within 3 months - Children	62	1,546	4.0%	9.3%	12.1%	11.5%
% of FP17s for the same patient ID Re-attending within 3 months - Adults	488	6,053	8.1%	12.3%	15.6%	15.4%
% of FP17s for the same patient ID Re-attending between 3 & 9 months - Children	1,128	1,546	73.0%	64.4%	61.2%	59.7%
% of FP17s for the same patient ID Re-attending between 3 & 9 months - Adults	4,024	6,053	66.5%	55.8%	54.3%	51.7%
% of FP17s for Band 1 Urgent Courses	122	7,040	1.7%	7.8%	9.1%	9.2%
% of FP17s Relating to Free Repair or Replacements	34	7,040	0.5%	0.9%	0.9%	0.7%
% of FP17s Relating to Continuations	112	7,040	1.6%	0.9%	1.0%	0.8%
% of Patients satisfied with the dentistry they have received	8	8	N/A	94.0%	94.4%	93.5%
% of Patients satisfied with the time they had to wait for an appointment	8	8	N/A	89.8%	88.1%	87.4%

\* This is based on patients treated on this contract for their most recent course of treatment. Figures in italics indicate the base number of FP17s or Patient Questionnaire responses are less than 100. N/A is shown where the base number of responses is less than 10 during the period. % is calculated as Quantity/Base number\*100

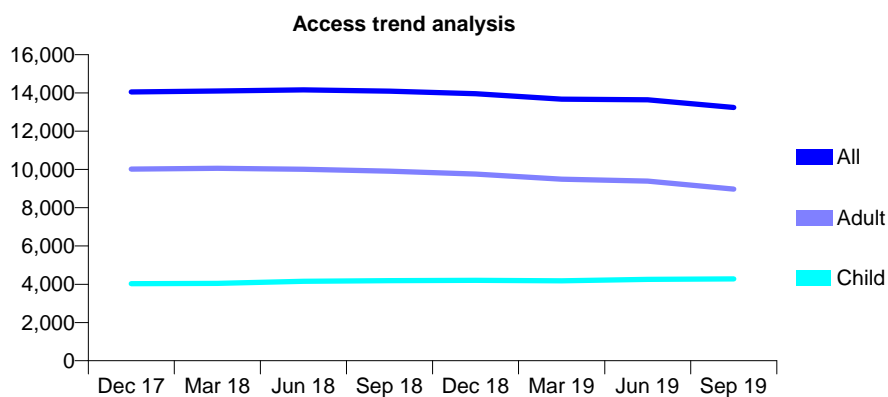
## Q50 - Vital Signs At a Glance Contract Report for 101338/0136 - September 2019

Name or company name	Whitecross Dental Care Limited
Contract type name	GDS Contract
Purpose of contract	General
Contract start date	01/06/2012
Contract end date	

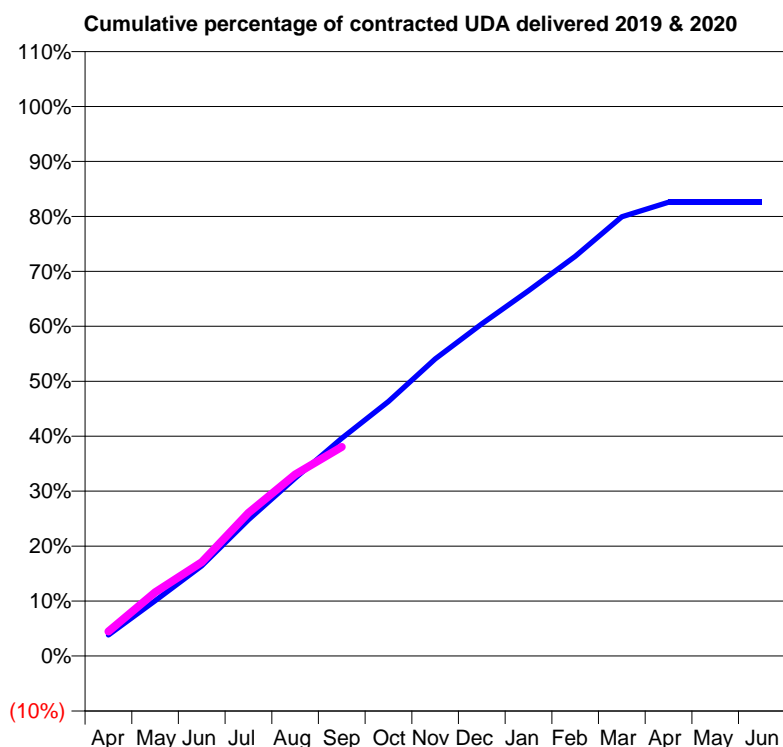
19/20 Contracted general activity (UDA)	34,166
Carry forward general activity (UDA)	0
19/20 Contracted orthodontic activity (UOA)	0
Carry forward orthodontic activity (UOA)	0
Baseline contract value	£961,524.73

### ACCESS\*

Patients seen in 24 months	Total	Change since previous quarter
Quarter ending September 2018	14,091	
Quarter ending December 2018	13,964	→
Quarter ending March 2019	13,674	↓
Quarter ending June 2019	13,637	→
Quarter ending September 2019	13,245	↓
<b>Variance since September 2018</b>	<b>(6.0%)</b>	<b>↓</b>



### ACTIVITY



Month	Adjusted Scheduled Activity (UDA)	
	2019	2020
April	1,304	1,533
May	3,433	3,964
June	5,611	5,829
July	8,467	8,903
August	11,055	11,286
September	13,534	12,998
October	15,822	
November	18,465	
December	20,650	
January	22,714	
February	24,854	
March	27,308	
April	28,208	
May	28,207	
June	28,207	

### QUALITY

	Quantity	Base Number	Contract	AT	Region	England
% of FP17s for the same patient ID Re-attending within 3 months - Children	135	2,775	4.9%	9.3%	12.1%	11.5%
% of FP17s for the same patient ID Re-attending within 3 months - Adults	549	5,138	10.7%	12.3%	15.6%	15.4%
% of FP17s for the same patient ID Re-attending between 3 & 9 months - Children	1,393	2,775	50.2%	64.4%	61.2%	59.7%
% of FP17s for the same patient ID Re-attending between 3 & 9 months - Adults	2,443	5,138	47.5%	55.8%	54.3%	51.7%
% of FP17s for Band 1 Urgent Courses	670	7,465	9.0%	7.8%	9.1%	9.2%
% of FP17s Relating to Free Repair or Replacements	39	7,465	0.5%	0.9%	0.9%	0.7%
% of FP17s Relating to Continuations	42	7,465	0.6%	0.9%	1.0%	0.8%
% of Patients satisfied with the dentistry they have received	3	3	N/A	94.0%	94.4%	93.5%
% of Patients satisfied with the time they had to wait for an appointment	3	3	N/A	89.8%	88.1%	87.4%

\* This is based on patients treated on this contract for their most recent course of treatment. Figures in italics indicate the base number of FP17s or Patient Questionnaire responses are less than 100. N/A is shown where the base number of responses is less than 10 during the period. % is calculated as Quantity/Base number\*100

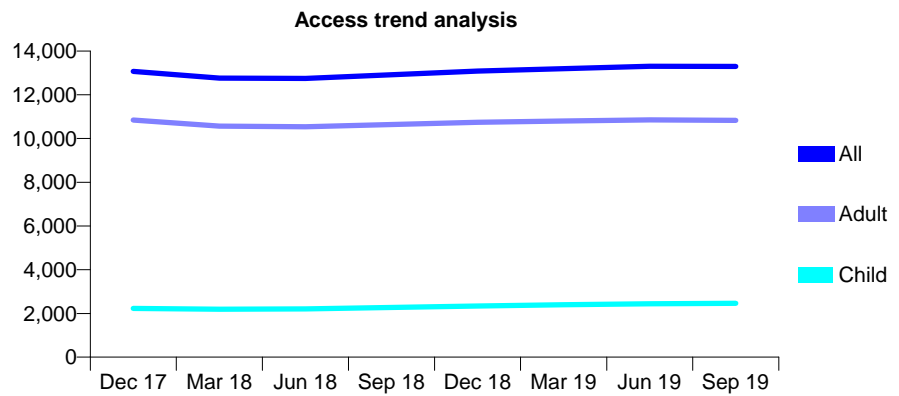
## Q50 - Vital Signs At a Glance Contract Report for 101370/0090 - September 2019

Name or company name	Petrie Tucker & Partners Ltd
Contract type name	GDS Contract
Purpose of contract	General
Contract start date	01/04/2007
Contract end date	

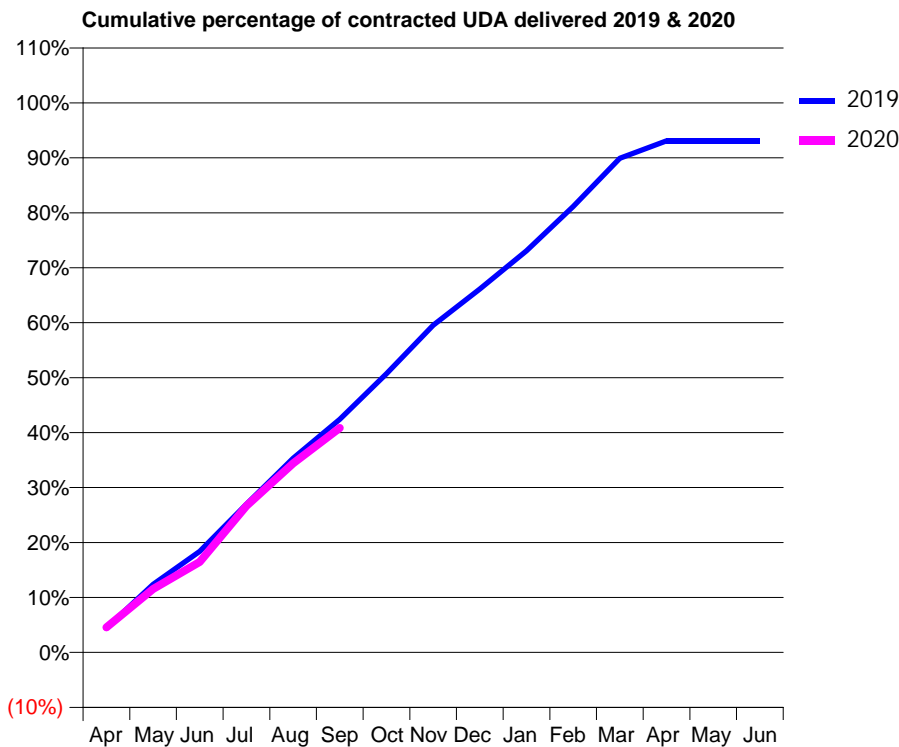
19/20 Contracted general activity (UDA)	41,727
Carry forward general activity (UDA)	0
19/20 Contracted orthodontic activity (UOA)	0
Carry forward orthodontic activity (UOA)	0
Baseline contract value	£1,234,765.89

### ACCESS\*

Patients seen in 24 months	Total	Change since previous quarter
Quarter ending September 2018	12,915	
Quarter ending December 2018	13,085	→
Quarter ending March 2019	13,199	→
Quarter ending June 2019	13,299	→
Quarter ending September 2019	13,293	→
<b>Variance since September 2018</b>	2.9%	↑



### ACTIVITY



Month	2019	2020
April	1,869	1,896
May	5,166	4,829
June	7,677	6,874
July	11,262	11,119
August	14,747	14,351
September	17,703	17,042
October	21,171	
November	24,848	
December	27,585	
January	30,490	
February	33,862	
March	37,517	
April	38,847	
May	38,848	
June	38,849	

### QUALITY

	Quantity	Base Number	Contract	AT	Region	England
% of FP17s for the same patient ID Re-attending within 3 months - Children	84	1,865	4.5%	9.3%	12.1%	11.5%
% of FP17s for the same patient ID Re-attending within 3 months - Adults	715	7,997	8.9%	12.3%	15.6%	15.4%
% of FP17s for the same patient ID Re-attending between 3 & 9 months - Children	1,227	1,865	65.8%	64.4%	61.2%	59.7%
% of FP17s for the same patient ID Re-attending between 3 & 9 months - Adults	4,877	7,997	61.0%	55.8%	54.3%	51.7%
% of FP17s for Band 1 Urgent Courses	442	9,181	4.8%	7.8%	9.1%	9.2%
% of FP17s Relating to Free Repair or Replacements	57	9,181	0.6%	0.9%	0.9%	0.7%
% of FP17s Relating to Continuations	98	9,181	1.1%	0.9%	1.0%	0.8%
% of Patients satisfied with the dentistry they have received	11	11	100.0%	94.0%	94.4%	93.5%
% of Patients satisfied with the time they had to wait for an appointment	9	11	81.8%	89.8%	88.1%	87.4%

\* This is based on patients treated on this contract for their most recent course of treatment. Figures in italics indicate the base number of FP17s or Patient Questionnaire responses are less than 100. N/A is shown where the base number of responses is less than 10 during the period. % is calculated as Quantity/Base number\*100

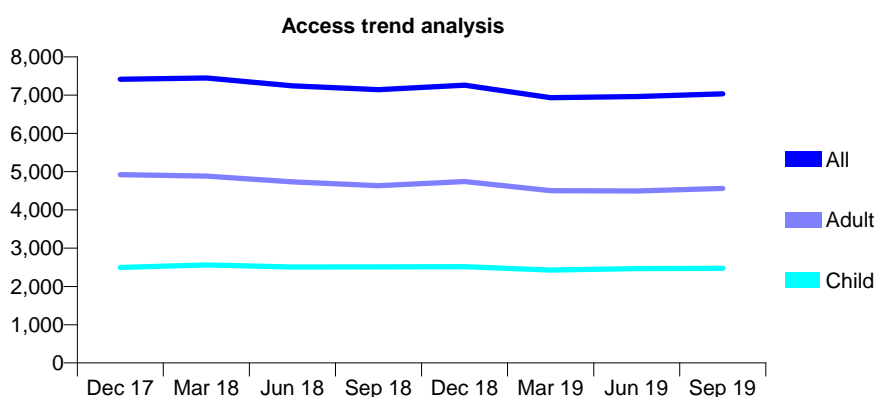
## Q50 - Vital Signs At a Glance Contract Report for 101435/0063 - September 2019

Name or company name	IDH Limited
Contract type name	GDS Contract
Purpose of contract	General
Contract start date	01/06/2007
Contract end date	

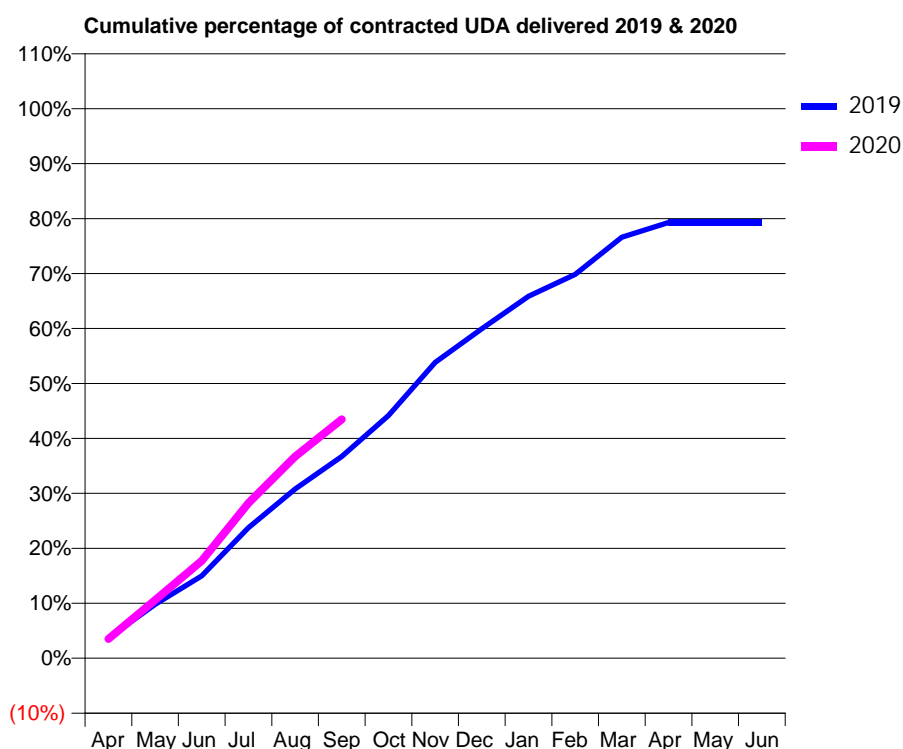
19/20 Contracted general activity (UDA)	23,500
Carry forward general activity (UDA)	0
19/20 Contracted orthodontic activity (UOA)	0
Carry forward orthodontic activity (UOA)	0
Baseline contract value	£622,164.24

### ACCESS\*

Patients seen in 24 months	Total	Change since previous quarter
Quarter ending September 2018	7,144	
Quarter ending December 2018	7,258	→
Quarter ending March 2019	6,930	↓
Quarter ending June 2019	6,962	→
Quarter ending September 2019	7,032	→
<b>Variance since September 2018</b>	<b>(1.6%)</b>	<b>↓</b>



### ACTIVITY



Month	2019	2020
April	861	824
May	2,308	2,490
June	3,523	4,167
July	5,583	6,633
August	7,240	8,626
September	8,624	10,216
October	10,381	
November	12,651	
December	14,089	
January	15,475	
February	16,415	
March	18,000	
April	18,635	
May	18,635	
June	18,635	

### QUALITY

	Quantity	Base Number	Contract	AT	Region	England
% of FP17s for the same patient ID Re-attending within 3 months - Children	75	1,782	4.2%	9.3%	12.1%	11.5%
% of FP17s for the same patient ID Re-attending within 3 months - Adults	247	2,585	9.6%	12.3%	15.6%	15.4%
% of FP17s for the same patient ID Re-attending between 3 & 9 months - Children	994	1,782	55.8%	64.4%	61.2%	59.7%
% of FP17s for the same patient ID Re-attending between 3 & 9 months - Adults	1,073	2,585	41.5%	55.8%	54.3%	51.7%
% of FP17s for Band 1 Urgent Courses	306	4,109	7.4%	7.8%	9.1%	9.2%
% of FP17s Relating to Free Repair or Replacements	0	4,109	0.0%	0.9%	0.9%	0.7%
% of FP17s Relating to Continuations	30	4,109	0.7%	0.9%	1.0%	0.8%
% of Patients satisfied with the dentistry they have received	1	1	N/A	94.0%	94.4%	93.5%
% of Patients satisfied with the time they had to wait for an appointment	1	1	N/A	89.8%	88.1%	87.4%

\* This is based on patients treated on this contract for their most recent course of treatment. Figures in italics indicate the base number of FP17s or Patient Questionnaire responses are less than 100. N/A is shown where the base number of responses is less than 10 during the period. % is calculated as Quantity/Base number\*100

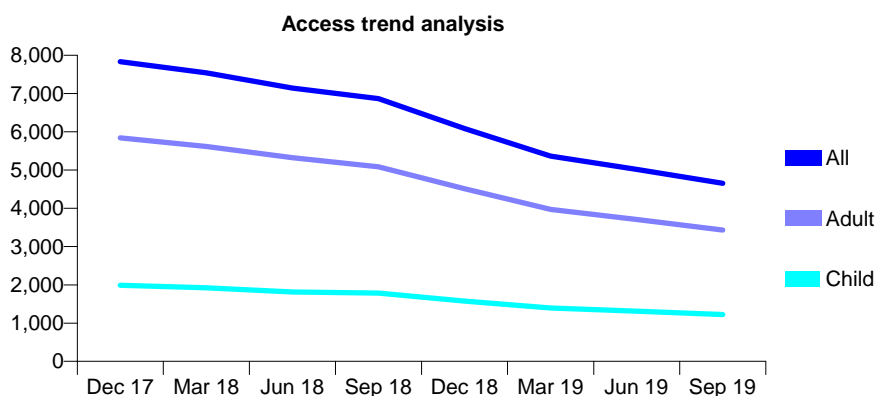
## Q50 - Vital Signs At a Glance Contract Report for 101435/0072 - September 2019

Name or company name	IDH Limited
Contract type name	GDS Contract
Purpose of contract	General
Contract start date	01/12/2007
Contract end date	

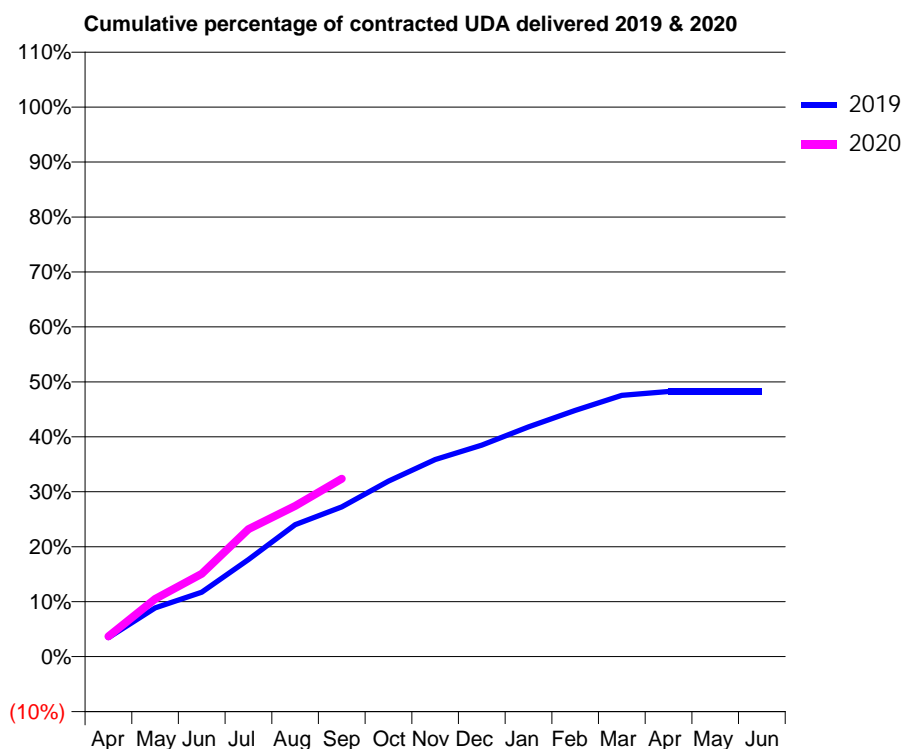
19/20 Contracted general activity (UDA)	15,508
Carry forward general activity (UDA)	0
19/20 Contracted orthodontic activity (UOA)	0
Carry forward orthodontic activity (UOA)	0
Baseline contract value	£422,978.52

### ACCESS\*

Patients seen in 24 months	Total	Change since previous quarter
Quarter ending September 2018	6,865	
Quarter ending December 2018	6,085	↓
Quarter ending March 2019	5,368	↓
Quarter ending June 2019	5,019	↓
Quarter ending September 2019	4,655	↓
<b>Variance since September 2018</b>	<b>(32.2%)</b>	<b>↓</b>



### ACTIVITY



Month	Adjusted Scheduled Activity (UDA)	
	2019	2020
April	1,049	569
May	2,695	1,626
June	3,565	2,337
July	5,369	3,596
August	7,294	4,254
September	8,273	5,020
October	9,697	
November	10,887	
December	11,685	
January	12,695	
February	13,606	
March	14,446	
April	14,658	
May	14,658	
June	14,659	

### QUALITY

	Quantity	Base Number	Contract	AT	Region	England
% of FP17s for the same patient ID Re-attending within 3 months - Children	40	692	5.8%	9.3%	12.1%	11.5%
% of FP17s for the same patient ID Re-attending within 3 months - Adults	177	1,953	9.1%	12.3%	15.6%	15.4%
% of FP17s for the same patient ID Re-attending between 3 & 9 months - Children	332	692	48.0%	64.4%	61.2%	59.7%
% of FP17s for the same patient ID Re-attending between 3 & 9 months - Adults	1,139	1,953	58.3%	55.8%	54.3%	51.7%
% of FP17s for Band 1 Urgent Courses	113	2,531	4.5%	7.8%	9.1%	9.2%
% of FP17s Relating to Free Repair or Replacements	24	2,531	0.9%	0.9%	0.9%	0.7%
% of FP17s Relating to Continuations	34	2,531	1.3%	0.9%	1.0%	0.8%
% of Patients satisfied with the dentistry they have received	2	2	N/A	94.0%	94.4%	93.5%
% of Patients satisfied with the time they had to wait for an appointment	1	2	N/A	89.8%	88.1%	87.4%

\* This is based on patients treated on this contract for their most recent course of treatment. Figures in italics indicate the base number of FP17s or Patient Questionnaire responses are less than 100. N/A is shown where the base number of responses is less than 10 during the period. % is calculated as Quantity/Base number\*100

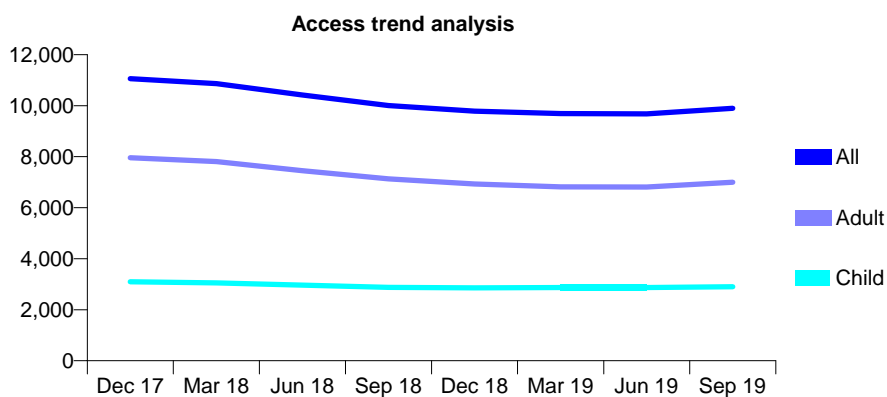
## Q50 - Vital Signs At a Glance Contract Report for 101435/0073 - September 2019

Name or company name	York Pioneer Business Park Partnership
Contract type name	GDS Contract
Purpose of contract	General
Contract start date	01/12/2007
Contract end date	

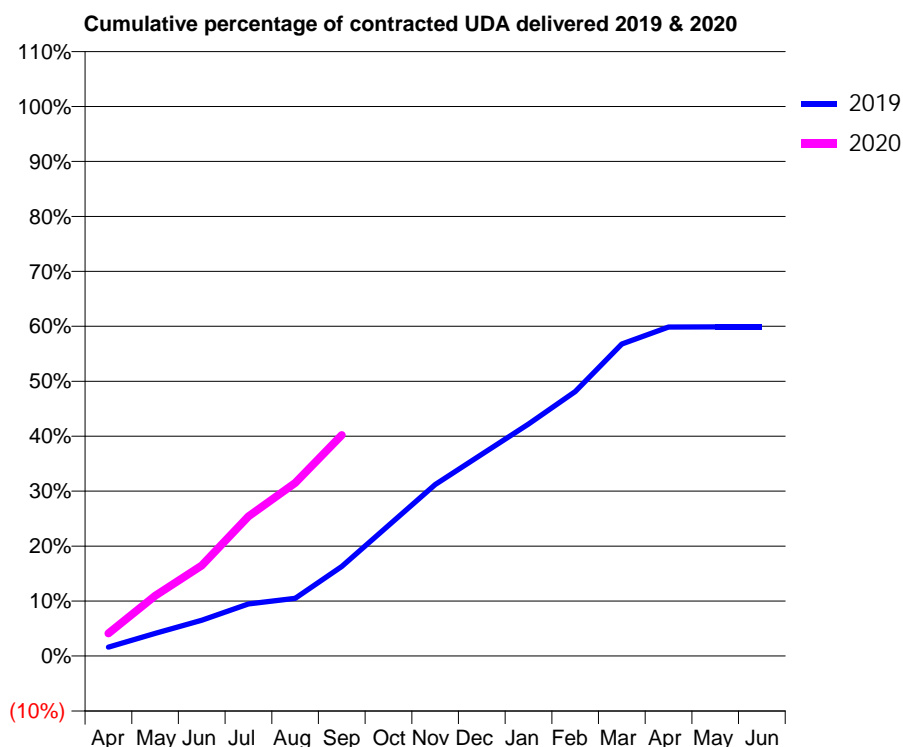
19/20 Contracted general activity (UDA)	32,011
Carry forward general activity (UDA)	0
19/20 Contracted orthodontic activity (UOA)	0
Carry forward orthodontic activity (UOA)	0
Baseline contract value	£647,933.31

### ACCESS\*

Patients seen in 24 months	Total	Change since previous quarter
Quarter ending September 2018	10,004	
Quarter ending December 2018	9,787	↓
Quarter ending March 2019	9,690	→
Quarter ending June 2019	9,681	→
Quarter ending September 2019	9,900	↑
<b>Variance since September 2018</b>	<b>(1.0%)</b>	<b>↓</b>



### ACTIVITY



Month	Adjusted Scheduled Activity (UDA)	
	2019	2020
April	580	1,328
May	1,491	3,515
June	2,347	5,270
July	3,412	8,136
August	3,779	10,082
September	5,870	12,865
October	8,549	
November	11,235	
December	13,210	
January	15,192	
February	17,325	
March	20,437	
April	21,544	
May	21,561	
June	21,561	

### QUALITY

	Quantity	Base Number	Contract	AT	Region	England
% of FP17s for the same patient ID Re-attending within 3 months - Children	152	2,528	6.0%	9.3%	12.1%	11.5%
% of FP17s for the same patient ID Re-attending within 3 months - Adults	446	4,858	9.2%	12.3%	15.6%	15.4%
% of FP17s for the same patient ID Re-attending between 3 & 9 months - Children	1,781	2,528	70.5%	64.4%	61.2%	59.7%
% of FP17s for the same patient ID Re-attending between 3 & 9 months - Adults	2,609	4,858	53.7%	55.8%	54.3%	51.7%
% of FP17s for Band 1 Urgent Courses	249	6,982	3.6%	7.8%	9.1%	9.2%
% of FP17s Relating to Free Repair or Replacements	23	6,982	0.3%	0.9%	0.9%	0.7%
% of FP17s Relating to Continuations	14	6,982	0.2%	0.9%	1.0%	0.8%
% of Patients satisfied with the dentistry they have received	4	4	N/A	94.0%	94.4%	93.5%
% of Patients satisfied with the time they had to wait for an appointment	4	4	N/A	89.8%	88.1%	87.4%

\* This is based on patients treated on this contract for their most recent course of treatment. Figures in italics indicate the base number of FP17s or Patient Questionnaire responses are less than 100. N/A is shown where the base number of responses is less than 10 during the period. % is calculated as Quantity/Base number\*100



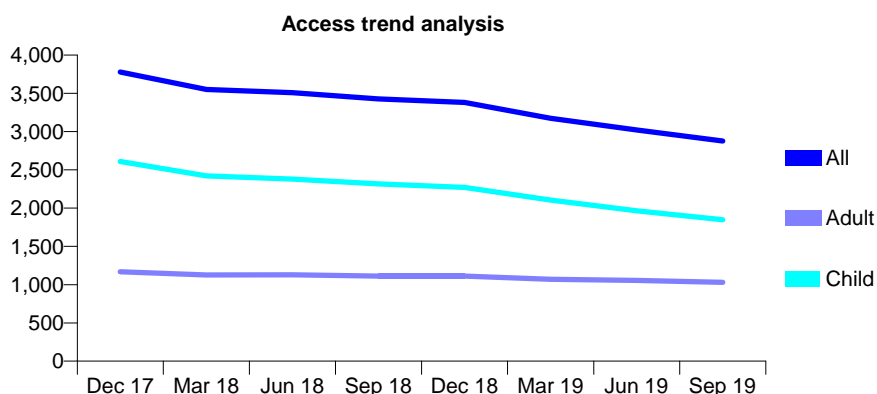
## Q50 - Vital Signs At a Glance Contract Report for 102490/0003 - September 2019

Name or company name	Ashby Dental Clinic (CDS Unit)
Contract type name	PDS Contract
Purpose of contract	General
Contract start date	26/09/2011
Contract end date	30/09/2023

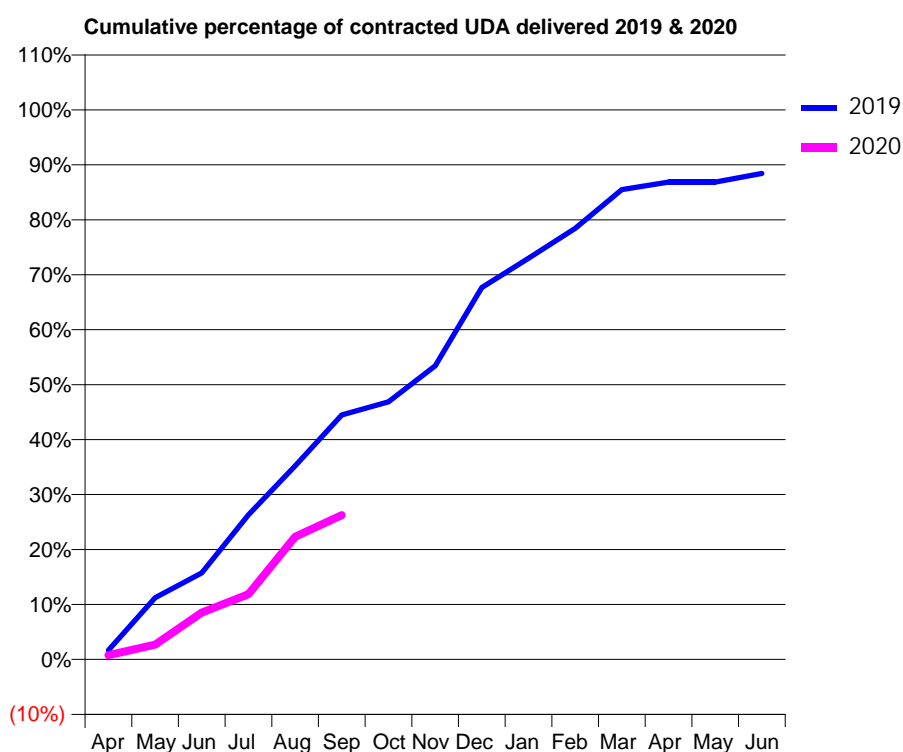
19/20 Contracted general activity (UDA)	6,924
Carry forward general activity (UDA)	0
19/20 Contracted orthodontic activity (UOA)	0
Carry forward orthodontic activity (UOA)	0
Baseline contract value	£570,006.08

### ACCESS\*

Patients seen in 24 months	Total	Change since previous quarter
Quarter ending September 2018	3,428	
Quarter ending December 2018	3,381	↓
Quarter ending March 2019	3,175	↓
Quarter ending June 2019	3,022	↓
Quarter ending September 2019	2,877	↓
<b>Variance since September 2018</b>	<b>(16.1%)</b>	<b>↓</b>



### ACTIVITY



Month	2019	2020
April	116	54
May	777	187
June	1,090	590
July	1,823	822
August	2,439	1,546
September	3,080	1,820
October	3,246	
November	3,699	
December	4,685	
January	5,054	
February	5,431	
March	5,918	
April	6,015	
May	6,015	
June	6,121	

### QUALITY

	Quantity	Base Number	Contract	AT	Region	England
% of FP17s for the same patient ID Re-attending within 3 months - Children	56	769	7.3%	9.3%	12.1%	11.5%
% of FP17s for the same patient ID Re-attending within 3 months - Adults	16	389	4.1%	12.3%	15.6%	15.4%
% of FP17s for the same patient ID Re-attending between 3 & 9 months - Children	234	769	30.4%	64.4%	61.2%	59.7%
% of FP17s for the same patient ID Re-attending between 3 & 9 months - Adults	95	389	24.4%	55.8%	54.3%	51.7%
% of FP17s for Band 1 Urgent Courses	13	953	1.4%	7.8%	9.1%	9.2%
% of FP17s Relating to Free Repair or Replacements	0	953	0.0%	0.9%	0.9%	0.7%
% of FP17s Relating to Continuations	0	953	0.0%	0.9%	1.0%	0.8%
% of Patients satisfied with the dentistry they have received	0	0	N/A	94.0%	94.4%	93.5%
% of Patients satisfied with the time they had to wait for an appointment	0	0	N/A	89.8%	88.1%	87.4%

\* This is based on patients treated on this contract for their most recent course of treatment. Figures in italics indicate the base number of FP17s or Patient Questionnaire responses are less than 100. N/A is shown where the base number of responses is less than 10 during the period. % is calculated as Quantity/Base number\*100

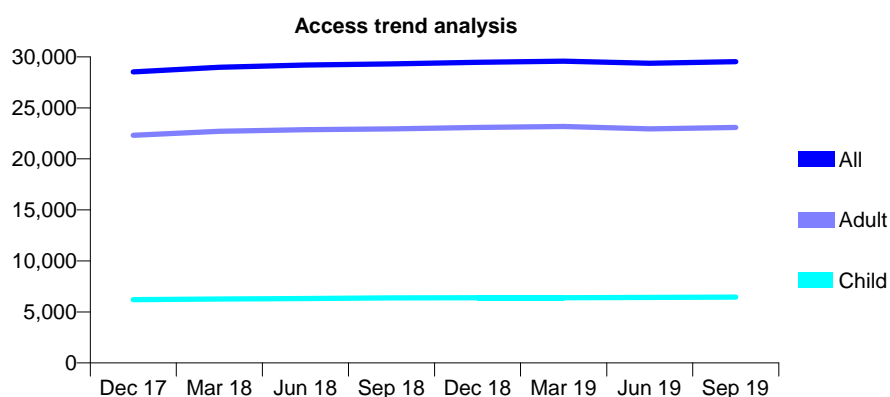
## Q50 - Vital Signs At a Glance Contract Report for 104094/0001 - September 2019

Name or company name	543 Dental Centre Limited
Contract type name	GDS Contract
Purpose of contract	General
Contract start date	08/09/2008
Contract end date	

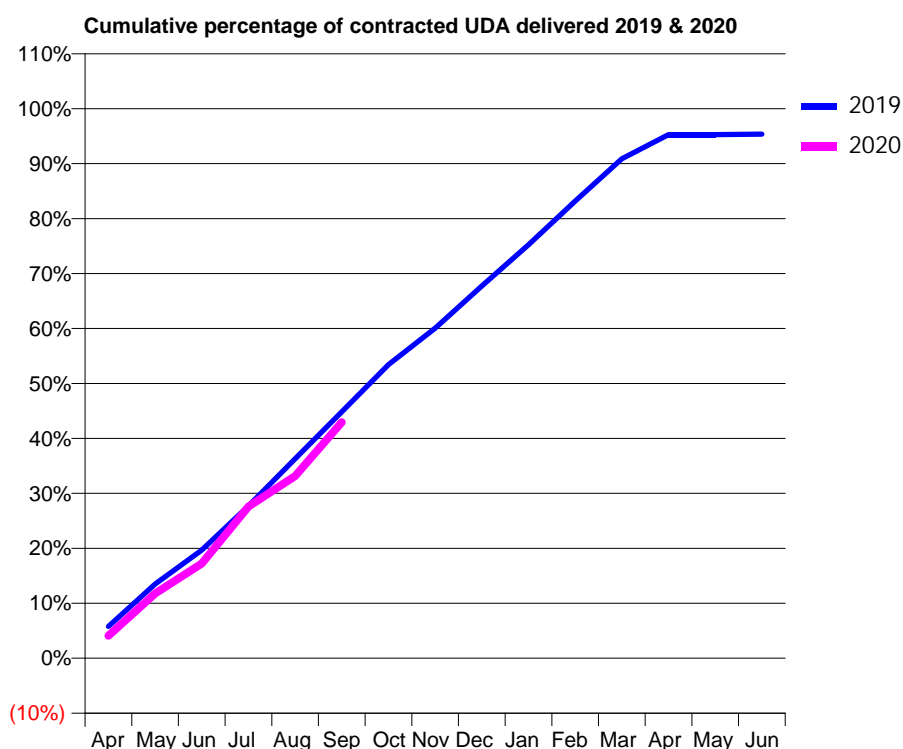
19/20 Contracted general activity (UDA)	79,925
Carry forward general activity (UDA)	0
19/20 Contracted orthodontic activity (UOA)	0
Carry forward orthodontic activity (UOA)	0
Baseline contract value	£2,509,828.39

### ACCESS\*

Patients seen in 24 months	Total	Change since previous quarter
Quarter ending September 2018	29,315	
Quarter ending December 2018	29,465	→
Quarter ending March 2019	29,570	→
Quarter ending June 2019	29,384	→
Quarter ending September 2019	29,521	→
<b>Variance since September 2018</b>	<b>0.7%</b>	<b>→</b>



### ACTIVITY



Month	2019	2020
April	4,624	3,271
May	10,801	9,408
June	15,714	13,756
July	22,149	22,057
August	29,007	26,510
September	35,834	34,328
October	42,706	
November	48,006	
December	54,128	
January	60,139	
February	66,477	
March	72,619	
April	76,134	
May	76,164	
June	76,215	

### QUALITY

	Quantity	Base Number	Contract	AT	Region	England
% of FP17s for the same patient ID Re-attending within 3 months - Children	348	4,733	7.4%	9.3%	12.1%	11.5%
% of FP17s for the same patient ID Re-attending within 3 months - Adults	1,668	15,187	11.0%	12.3%	15.6%	15.4%
% of FP17s for the same patient ID Re-attending between 3 & 9 months - Children	2,880	4,733	60.8%	64.4%	61.2%	59.7%
% of FP17s for the same patient ID Re-attending between 3 & 9 months - Adults	9,140	15,187	60.2%	55.8%	54.3%	51.7%
% of FP17s for Band 1 Urgent Courses	1,193	17,696	6.7%	7.8%	9.1%	9.2%
% of FP17s Relating to Free Repair or Replacements	131	17,696	0.7%	0.9%	0.9%	0.7%
% of FP17s Relating to Continuations	2	17,696	0.0%	0.9%	1.0%	0.8%
% of Patients satisfied with the dentistry they have received	12	12	100.0%	94.0%	94.4%	93.5%
% of Patients satisfied with the time they had to wait for an appointment	10	12	83.3%	89.8%	88.1%	87.4%

\* This is based on patients treated on this contract for their most recent course of treatment.

Figures in italics indicate the base number of FP17s or Patient Questionnaire responses are less than 100. N/A is shown where the base number of responses is less than 10 during the period. % is calculated as Quantity/Base number\*100

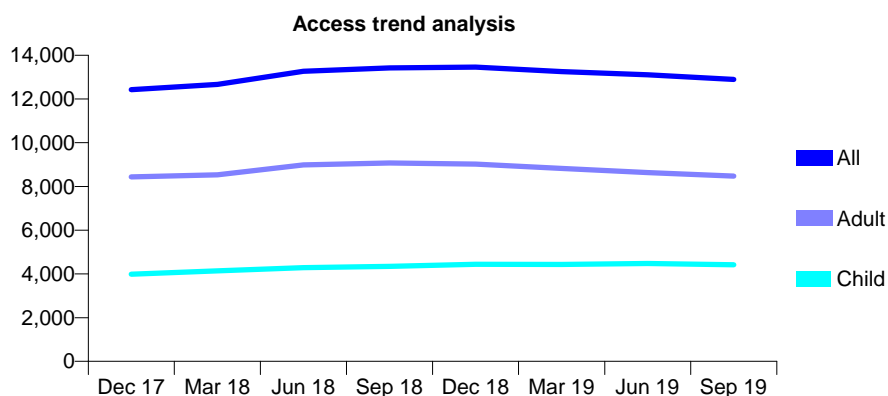
## Q50 - Vital Signs At a Glance Contract Report for 104663/0001 - September 2019

Name or company name	Osborne Street Surgery Limited
Contract type name	GDS Contract
Purpose of contract	General
Contract start date	01/07/2007
Contract end date	

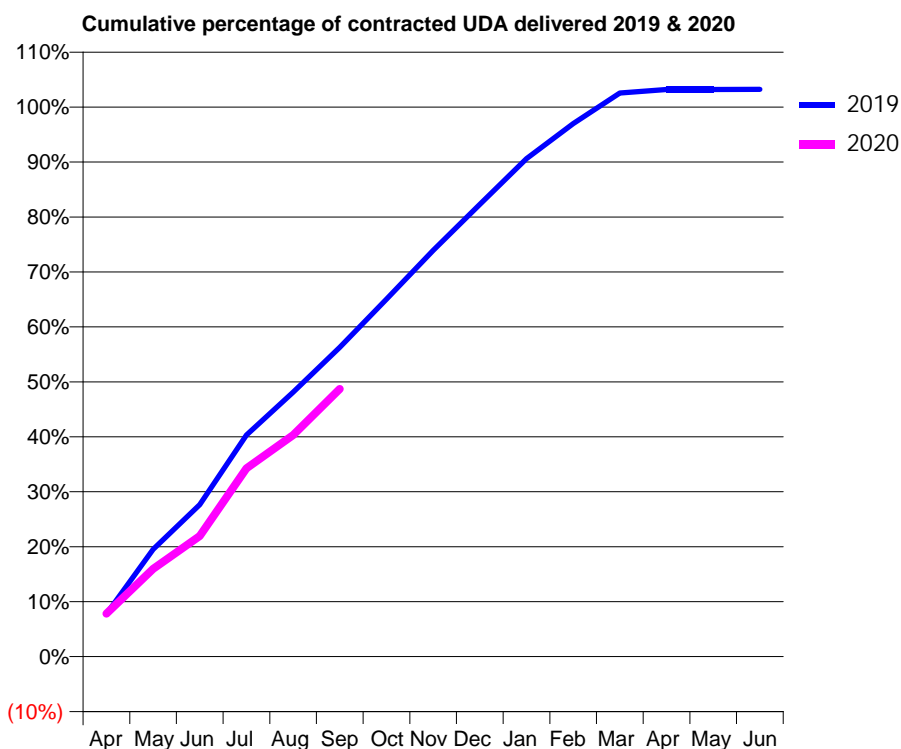
19/20 Contracted general activity (UDA)	32,000
Carry forward general activity (UDA)	-640
19/20 Contracted orthodontic activity (UOA)	0
Carry forward orthodontic activity (UOA)	0
Baseline contract value	£972,390.04

### ACCESS\*

Patients seen in 24 months	Total	Change since previous quarter
Quarter ending September 2018	13,424	
Quarter ending December 2018	13,458	→
Quarter ending March 2019	13,254	↓
Quarter ending June 2019	13,109	↓
Quarter ending September 2019	12,895	↓
<b>Variance since September 2018</b>	<b>(3.9%)</b>	<b>↓</b>



### ACTIVITY



Month	Adjusted Scheduled Activity (UDA)	
	2019	2020
April	2,487	2,503
May	6,249	5,111
June	8,848	7,023
July	12,903	10,962
August	15,401	12,901
September	18,015	15,587
October	20,813	
November	23,654	
December	26,332	
January	28,993	
February	31,034	
March	32,818	
April	33,022	
May	33,023	
June	33,027	

### QUALITY

	Quantity	Base Number	Contract	AT	Region	England
% of FP17s for the same patient ID Re-attending within 3 months - Children	181	2,926	6.2%	9.3%	12.1%	11.5%
% of FP17s for the same patient ID Re-attending within 3 months - Adults	686	5,616	12.2%	12.3%	15.6%	15.4%
% of FP17s for the same patient ID Re-attending between 3 & 9 months - Children	1,503	2,926	51.4%	64.4%	61.2%	59.7%
% of FP17s for the same patient ID Re-attending between 3 & 9 months - Adults	3,322	5,616	59.2%	55.8%	54.3%	51.7%
% of FP17s for Band 1 Urgent Courses	680	8,399	8.1%	7.8%	9.1%	9.2%
% of FP17s Relating to Free Repair or Replacements	41	8,399	0.5%	0.9%	0.9%	0.7%
% of FP17s Relating to Continuations	7	8,399	0.1%	0.9%	1.0%	0.8%
% of Patients satisfied with the dentistry they have received	1	1	N/A	94.0%	94.4%	93.5%
% of Patients satisfied with the time they had to wait for an appointment	1	1	N/A	89.8%	88.1%	87.4%

\* This is based on patients treated on this contract for their most recent course of treatment. Figures in italics indicate the base number of FP17s or Patient Questionnaire responses are less than 100. N/A is shown where the base number of responses is less than 10 during the period. % is calculated as Quantity/Base number\*100

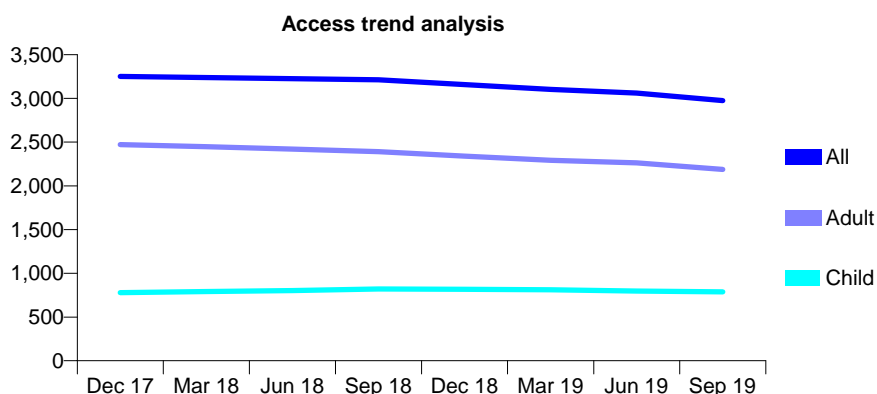
## Q50 - Vital Signs At a Glance Contract Report for 108731/0001 - September 2019

Name or company name	Elmet Dental Care
Contract type name	GDS Contract
Purpose of contract	General
Contract start date	01/04/2006
Contract end date	

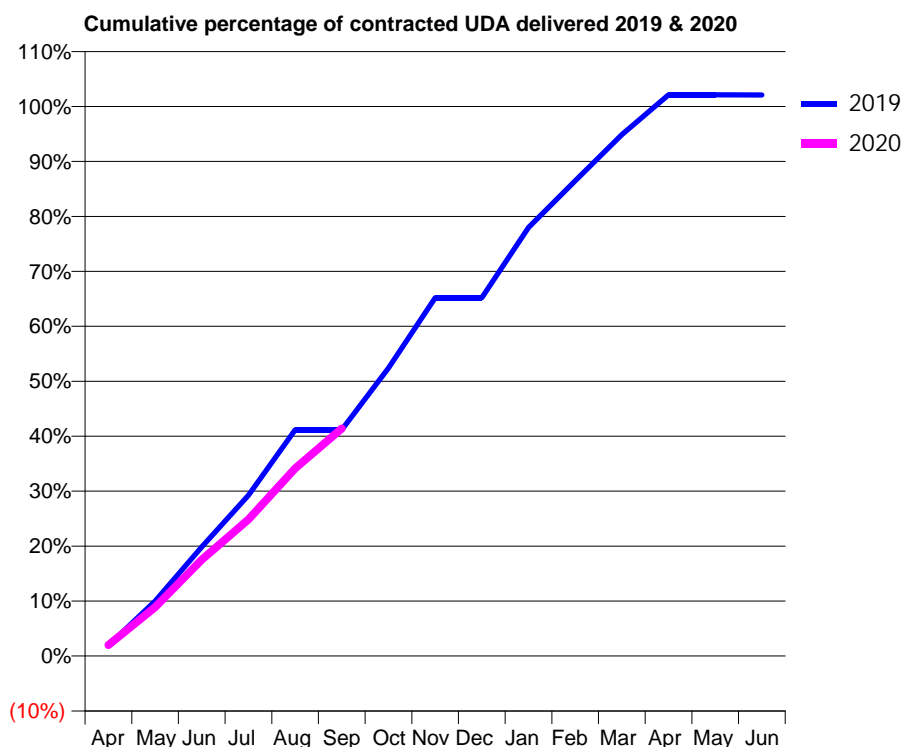
19/20 Contracted general activity (UDA)	7,506
Carry forward general activity (UDA)	-150
19/20 Contracted orthodontic activity (UOA)	0
Carry forward orthodontic activity (UOA)	0
Baseline contract value	£234,528.99

### ACCESS\*

Patients seen in 24 months	Total	Change since previous quarter
Quarter ending September 2018	3,213	
Quarter ending December 2018	3,157	↓
Quarter ending March 2019	3,103	↓
Quarter ending June 2019	3,060	↓
Quarter ending September 2019	2,974	↓
<b>Variance since September 2018</b>	<b>(7.4%)</b>	<b>↓</b>



### ACTIVITY



Month	Adjusted Scheduled Activity (UDA)	
	2019	2020
April	145	151
May	752	668
June	1,491	1,315
July	2,195	1,867
August	3,090	2,563
September	3,090	3,109
October	3,934	
November	4,894	
December	4,894	
January	5,854	
February	6,491	
March	7,122	
April	7,664	
May	7,666	
June	7,662	

### QUALITY

	Quantity	Base Number	Contract	AT	Region	England
% of FP17s for the same patient ID Re-attending within 3 months - Children	16	641	2.5%	9.3%	12.1%	11.5%
% of FP17s for the same patient ID Re-attending within 3 months - Adults	106	1,415	7.5%	12.3%	15.6%	15.4%
% of FP17s for the same patient ID Re-attending between 3 & 9 months - Children	474	641	73.9%	64.4%	61.2%	59.7%
% of FP17s for the same patient ID Re-attending between 3 & 9 months - Adults	911	1,415	64.4%	55.8%	54.3%	51.7%
% of FP17s for Band 1 Urgent Courses	61	1,749	3.5%	7.8%	9.1%	9.2%
% of FP17s Relating to Free Repair or Replacements	24	1,749	1.4%	0.9%	0.9%	0.7%
% of FP17s Relating to Continuations	7	1,749	0.4%	0.9%	1.0%	0.8%
% of Patients satisfied with the dentistry they have received	2	2	N/A	94.0%	94.4%	93.5%
% of Patients satisfied with the time they had to wait for an appointment	2	2	N/A	89.8%	88.1%	87.4%

\* This is based on patients treated on this contract for their most recent course of treatment. Figures in italics indicate the base number of FP17s or Patient Questionnaire responses are less than 100. N/A is shown where the base number of responses is less than 10 during the period. % is calculated as Quantity/Base number\*100

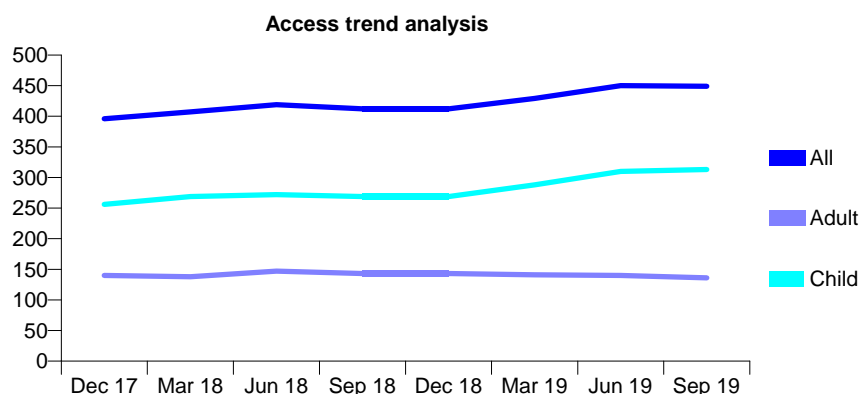
## Q50 - Vital Signs At a Glance Contract Report for 110310/0001 - September 2019

Name or company name	Brown-Craven Limited
Contract type name	GDS Contract
Purpose of contract	General
Contract start date	01/01/2013
Contract end date	

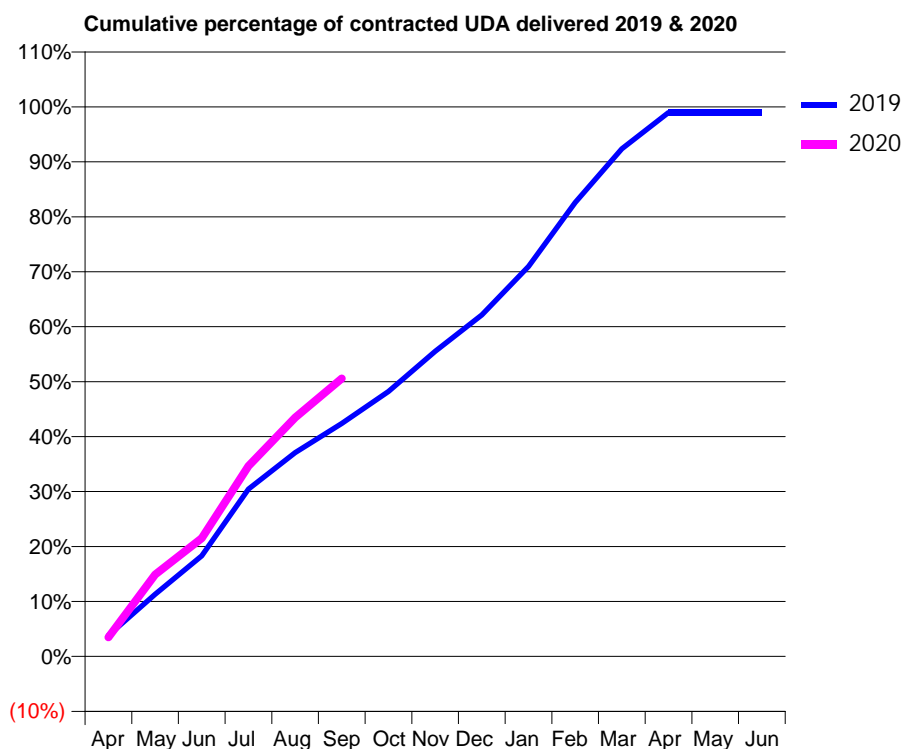
19/20 Contracted general activity (UDA)	861
Carry forward general activity (UDA)	9
19/20 Contracted orthodontic activity (UOA)	0
Carry forward orthodontic activity (UOA)	0
Baseline contract value	£23,268.27

### ACCESS\*

Patients seen in 24 months	Total	Change since previous quarter
Quarter ending September 2018	412	
Quarter ending December 2018	412	→
Quarter ending March 2019	429	↑
Quarter ending June 2019	450	↑
Quarter ending September 2019	449	→
<b>Variance since September 2018</b>	<b>9.0%</b>	<b>↑</b>



### ACTIVITY



Month	2019	2020
April	33	30
May	97	128
June	158	185
July	262	298
August	319	374
September	365	436
October	415	
November	478	
December	535	
January	611	
February	711	
March	795	
April	852	
May	852	
June	852	

### QUALITY

	Quantity	Base Number	Contract	AT	Region	England
% of FP17s for the same patient ID Re-attending within 3 months - Children	20	265	7.5%	9.3%	12.1%	11.5%
% of FP17s for the same patient ID Re-attending within 3 months - Adults	5	92	5.4%	12.3%	15.6%	15.4%
% of FP17s for the same patient ID Re-attending between 3 & 9 months - Children	175	265	66.0%	64.4%	61.2%	59.7%
% of FP17s for the same patient ID Re-attending between 3 & 9 months - Adults	55	92	59.8%	55.8%	54.3%	51.7%
% of FP17s for Band 1 Urgent Courses	8	320	2.5%	7.8%	9.1%	9.2%
% of FP17s Relating to Free Repair or Replacements	0	320	0.0%	0.9%	0.9%	0.7%
% of FP17s Relating to Continuations	0	320	0.0%	0.9%	1.0%	0.8%
% of Patients satisfied with the dentistry they have received	0	0	N/A	94.0%	94.4%	93.5%
% of Patients satisfied with the time they had to wait for an appointment	0	0	N/A	89.8%	88.1%	87.4%

\* This is based on patients treated on this contract for their most recent course of treatment. Figures in italics indicate the base number of FP17s or Patient Questionnaire responses are less than 100. N/A is shown where the base number of responses is less than 10 during the period. % is calculated as Quantity/Base number\*100

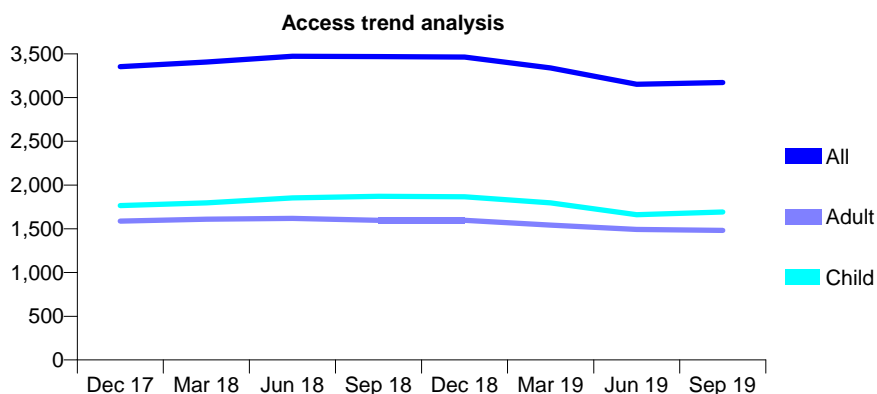
## Q50 - Vital Signs At a Glance Contract Report for 114650/0002 - September 2019

Name or company name	Community Dental Clinic
Contract type name	PDS Contract
Purpose of contract	General and Orthodontic
Contract start date	01/05/2007
Contract end date	30/09/2023

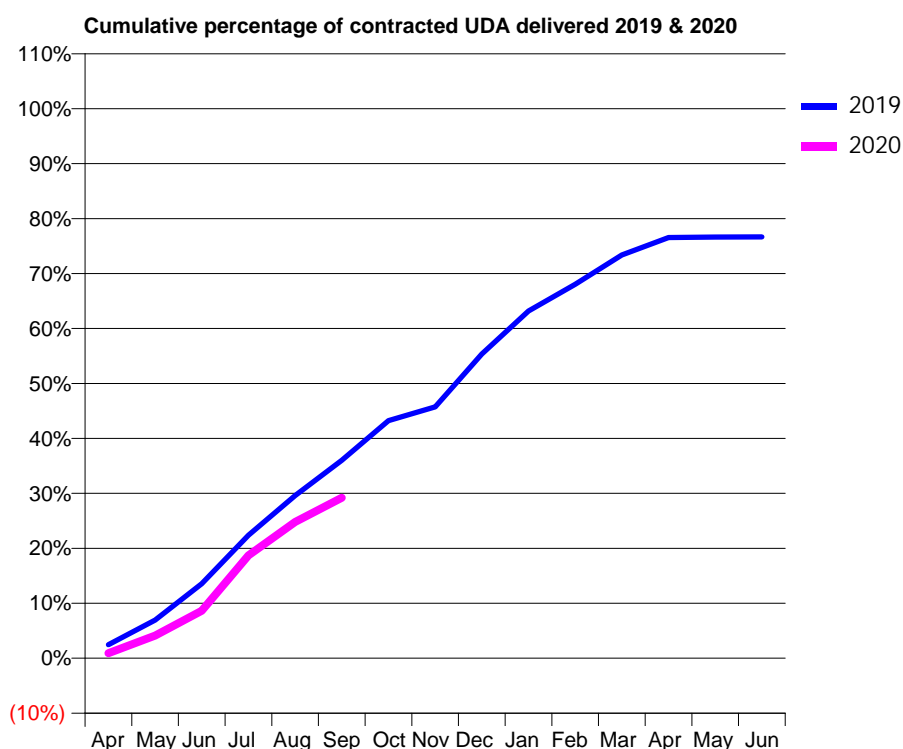
19/20 Contracted general activity (UDA)	9,000
Carry forward general activity (UDA)	0
19/20 Contracted orthodontic activity (UOA)	0
Carry forward orthodontic activity (UOA)	0
Baseline contract value	£902,574.01

### ACCESS\*

Patients seen in 24 months	Total	Change since previous quarter
Quarter ending September 2018	3,468	
Quarter ending December 2018	3,464	→
Quarter ending March 2019	3,339	↓
Quarter ending June 2019	3,152	↓
Quarter ending September 2019	3,173	→
<b>Variance since September 2018</b>	<b>(8.5%)</b>	<b>↓</b>



### ACTIVITY



Month	2019	2020
April	221	83
May	626	371
June	1,220	779
July	2,016	1,686
August	2,665	2,234
September	3,241	2,627
October	3,890	
November	4,116	
December	4,980	
January	5,685	
February	6,123	
March	6,604	
April	6,890	
May	6,898	
June	6,900	

### QUALITY

	Quantity	Base Number	Contract	AT	Region	England
% of FP17s for the same patient ID Re-attending within 3 months - Children	85	1,086	7.8%	9.3%	12.1%	11.5%
% of FP17s for the same patient ID Re-attending within 3 months - Adults	105	701	15.0%	12.3%	15.6%	15.4%
% of FP17s for the same patient ID Re-attending between 3 & 9 months - Children	316	1,086	29.1%	64.4%	61.2%	59.7%
% of FP17s for the same patient ID Re-attending between 3 & 9 months - Adults	263	701	37.5%	55.8%	54.3%	51.7%
% of FP17s for Band 1 Urgent Courses	37	1,339	2.8%	7.8%	9.1%	9.2%
% of FP17s Relating to Free Repair or Replacements	2	1,339	0.1%	0.9%	0.9%	0.7%
% of FP17s Relating to Continuations	13	1,339	1.0%	0.9%	1.0%	0.8%
% of Patients satisfied with the dentistry they have received	1	1	N/A	94.0%	94.4%	93.5%
% of Patients satisfied with the time they had to wait for an appointment	1	1	N/A	89.8%	88.1%	87.4%

\* This is based on patients treated on this contract for their most recent course of treatment. Figures in italics indicate the base number of FP17s or Patient Questionnaire responses are less than 100. N/A is shown where the base number of responses is less than 10 during the period. % is calculated as Quantity/Base number\*100

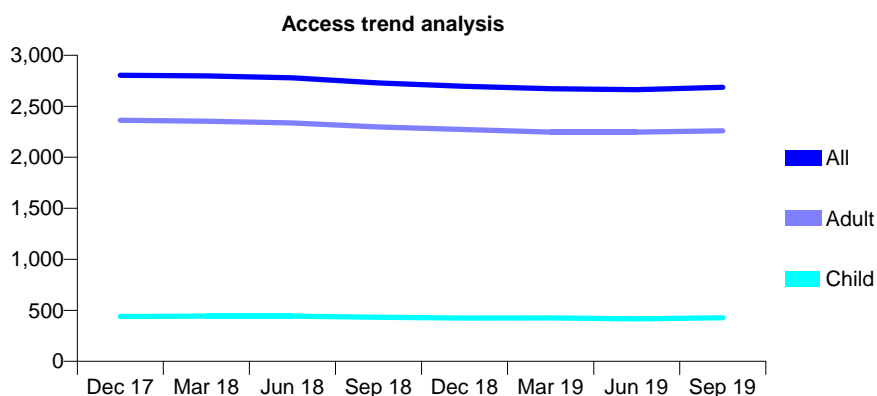
## Q50 - Vital Signs At a Glance Contract Report for 115339/0001 - September 2019

Name or company name	Bondgate Dental Practice
Contract type name	GDS Contract
Purpose of contract	General and Orthodontic
Contract start date	01/03/2015
Contract end date	

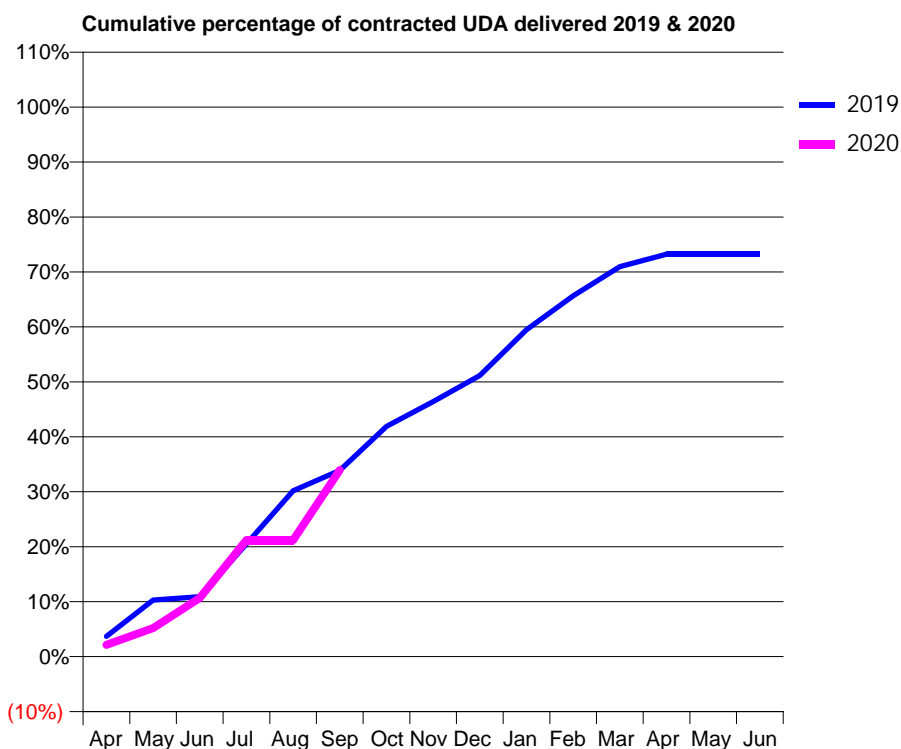
19/20 Contracted general activity (UDA)	9,998
Carry forward general activity (UDA)	0
19/20 Contracted orthodontic activity (UOA)	228
Carry forward orthodontic activity (UOA)	-4
Baseline contract value	£269,083.94

### ACCESS\*

Patients seen in 24 months	Total	Change since previous quarter
Quarter ending September 2018	2,729	
Quarter ending December 2018	2,696	↓
Quarter ending March 2019	2,672	→
Quarter ending June 2019	2,664	→
Quarter ending September 2019	2,686	→
<b>Variance since September 2018</b>	<b>(1.6%)</b>	<b>↓</b>



### ACTIVITY



Month	Adjusted Scheduled Activity (UDA)	
	2019	2020
April	371	215
May	1,029	521
June	1,090	1,066
July	2,052	2,123
August	3,019	2,123
September	3,389	3,393
October	4,190	
November	4,639	
December	5,113	
January	5,948	
February	6,565	
March	7,093	
April	7,322	
May	7,322	
June	7,322	

### QUALITY

	Quantity	Base Number	Contract	AT	Region	England
% of FP17s for the same patient ID Re-attending within 3 months - Children	25	357	7.0%	9.3%	12.1%	11.5%
% of FP17s for the same patient ID Re-attending within 3 months - Adults	276	1,753	15.7%	12.3%	15.6%	15.4%
% of FP17s for the same patient ID Re-attending between 3 & 9 months - Children	241	357	67.5%	64.4%	61.2%	59.7%
% of FP17s for the same patient ID Re-attending between 3 & 9 months - Adults	908	1,753	51.8%	55.8%	54.3%	51.7%
% of FP17s for Band 1 Urgent Courses	103	1,963	5.2%	7.8%	9.1%	9.2%
% of FP17s Relating to Free Repair or Replacements	20	1,963	1.0%	0.9%	0.9%	0.7%
% of FP17s Relating to Continuations	73	1,963	3.7%	0.9%	1.0%	0.8%
% of Patients satisfied with the dentistry they have received	1	1	N/A	94.0%	94.4%	93.5%
% of Patients satisfied with the time they had to wait for an appointment	1	1	N/A	89.8%	88.1%	87.4%

\* This is based on patients treated on this contract for their most recent course of treatment. Figures in italics indicate the base number of FP17s or Patient Questionnaire responses are less than 100. N/A is shown where the base number of responses is less than 10 during the period. % is calculated as Quantity/Base number\*100

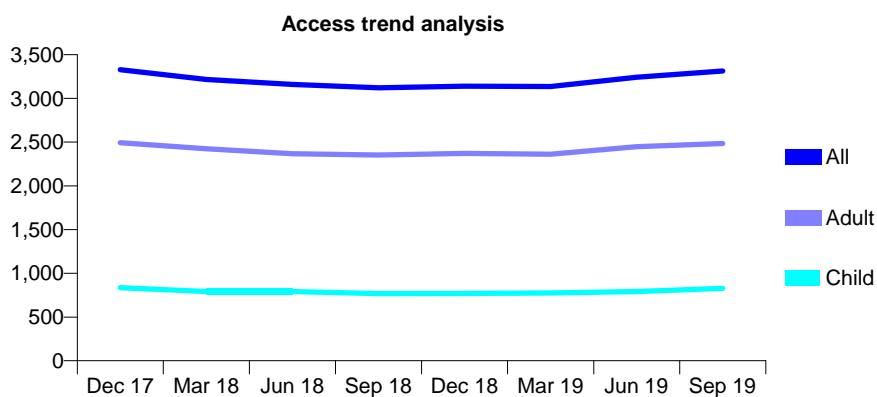
## Q50 - Vital Signs At a Glance Contract Report for 118060/0010 - September 2019

Name or company name	Genix Healthcare Ltd
Contract type name	GDS Contract
Purpose of contract	General
Contract start date	01/01/2007
Contract end date	

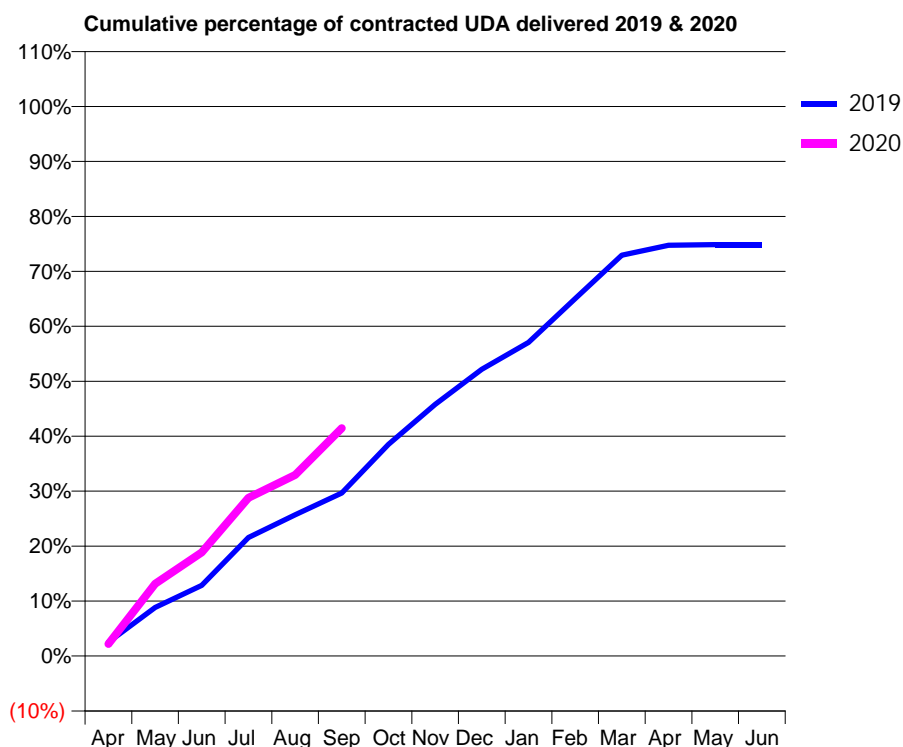
19/20 Contracted general activity (UDA)	13,715
Carry forward general activity (UDA)	0
19/20 Contracted orthodontic activity (UOA)	0
Carry forward orthodontic activity (UOA)	0
Baseline contract value	£389,981.73

### ACCESS\*

Patients seen in 24 months	Total	Change since previous quarter
Quarter ending September 2018	3,121	
Quarter ending December 2018	3,140	→
Quarter ending March 2019	3,137	→
Quarter ending June 2019	3,241	↑
Quarter ending September 2019	3,313	↑
<b>Variance since September 2018</b>	<b>6.2%</b>	<b>↑</b>



### ACTIVITY



Month	Adjusted Scheduled Activity (UDA)	
	2019	2020
April	348	301
May	1,214	1,801
June	1,766	2,589
July	2,958	3,949
August	3,525	4,520
September	4,069	5,685
October	5,283	
November	6,282	
December	7,154	
January	7,826	
February	8,923	
March	10,002	
April	10,252	
May	10,267	
June	10,267	

### QUALITY

	Quantity	Base Number	Contract	AT	Region	England
% of FP17s for the same patient ID Re-attending within 3 months - Children	116	685	16.9%	9.3%	12.1%	11.5%
% of FP17s for the same patient ID Re-attending within 3 months - Adults	351	1,841	19.1%	12.3%	15.6%	15.4%
% of FP17s for the same patient ID Re-attending between 3 & 9 months - Children	375	685	54.7%	64.4%	61.2%	59.7%
% of FP17s for the same patient ID Re-attending between 3 & 9 months - Adults	925	1,841	50.2%	55.8%	54.3%	51.7%
% of FP17s for Band 1 Urgent Courses	241	2,434	9.9%	7.8%	9.1%	9.2%
% of FP17s Relating to Free Repair or Replacements	7	2,434	0.3%	0.9%	0.9%	0.7%
% of FP17s Relating to Continuations	11	2,434	0.5%	0.9%	1.0%	0.8%
% of Patients satisfied with the dentistry they have received	0	0	N/A	94.0%	94.4%	93.5%
% of Patients satisfied with the time they had to wait for an appointment	0	0	N/A	89.8%	88.1%	87.4%

\* This is based on patients treated on this contract for their most recent course of treatment. Figures in italics indicate the base number of FP17s or Patient Questionnaire responses are less than 100. N/A is shown where the base number of responses is less than 10 during the period. % is calculated as Quantity/Base number\*100



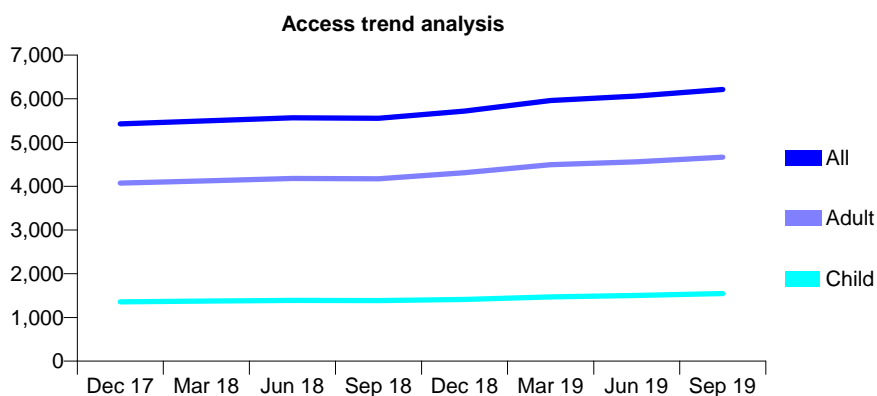
## Q50 - Vital Signs At a Glance Contract Report for 118060/0017 - September 2019

Name or company name	Genix Healthcare Ltd
Contract type name	GDS Contract
Purpose of contract	General
Contract start date	01/10/2009
Contract end date	

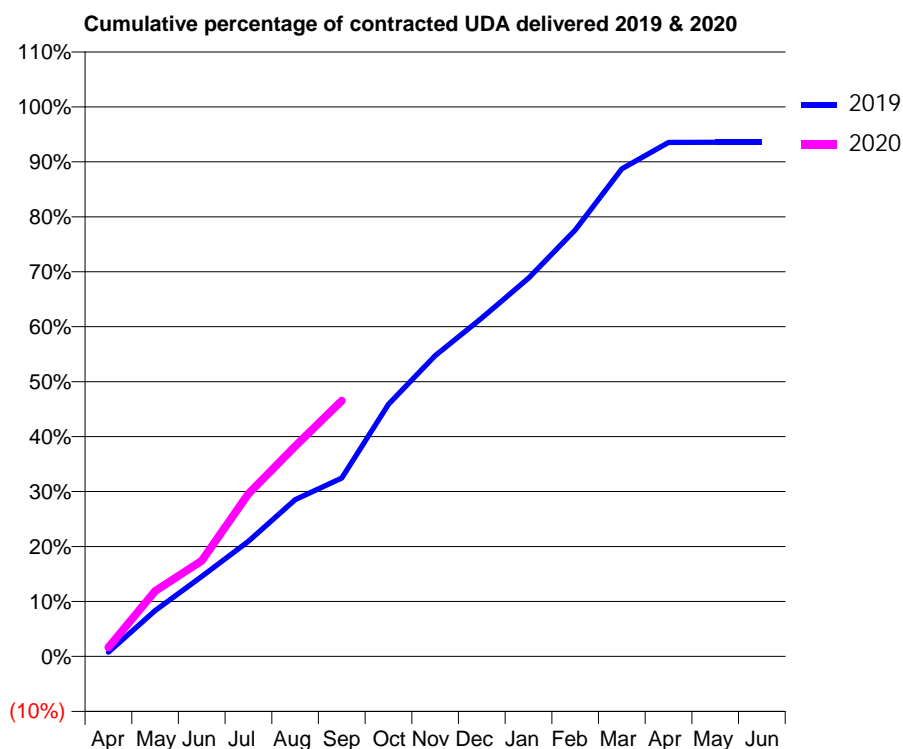
19/20 Contracted general activity (UDA)	15,000
Carry forward general activity (UDA)	0
19/20 Contracted orthodontic activity (UOA)	0
Carry forward orthodontic activity (UOA)	0
Baseline contract value	£400,100.56

### ACCESS\*

Patients seen in 24 months	Total	Change since previous quarter
Quarter ending September 2018	5,557	
Quarter ending December 2018	5,720	↑
Quarter ending March 2019	5,962	↑
Quarter ending June 2019	6,061	→
Quarter ending September 2019	6,213	↑
<b>Variance since September 2018</b>	<b>11.8%</b>	<b>↑</b>



### ACTIVITY



Adjusted Scheduled Activity (UDA)		
Month	2019	2020
April	116	246
May	1,253	1,784
June	2,184	2,610
July	3,145	4,440
August	4,279	5,737
September	4,869	6,981
October	6,882	
November	8,209	
December	9,236	
January	10,323	
February	11,639	
March	13,307	
April	14,032	
May	14,035	
June	14,036	

### QUALITY

	Quantity	Base Number	Contract	AT	Region	England
% of FP17s for the same patient ID Re-attending within 3 months - Children	92	1,221	7.5%	9.3%	12.1%	11.5%
% of FP17s for the same patient ID Re-attending within 3 months - Adults	364	3,258	11.2%	12.3%	15.6%	15.4%
% of FP17s for the same patient ID Re-attending between 3 & 9 months - Children	755	1,221	61.8%	64.4%	61.2%	59.7%
% of FP17s for the same patient ID Re-attending between 3 & 9 months - Adults	1,962	3,258	60.2%	55.8%	54.3%	51.7%
% of FP17s for Band 1 Urgent Courses	304	4,057	7.5%	7.8%	9.1%	9.2%
% of FP17s Relating to Free Repair or Replacements	47	4,057	1.2%	0.9%	0.9%	0.7%
% of FP17s Relating to Continuations	18	4,057	0.4%	0.9%	1.0%	0.8%
% of Patients satisfied with the dentistry they have received	8	8	N/A	94.0%	94.4%	93.5%
% of Patients satisfied with the time they had to wait for an appointment	8	8	N/A	89.8%	88.1%	87.4%

\* This is based on patients treated on this contract for their most recent course of treatment. Figures in italics indicate the base number of FP17s or Patient Questionnaire responses are less than 100. N/A is shown where the base number of responses is less than 10 during the period. % is calculated as Quantity/Base number\*100

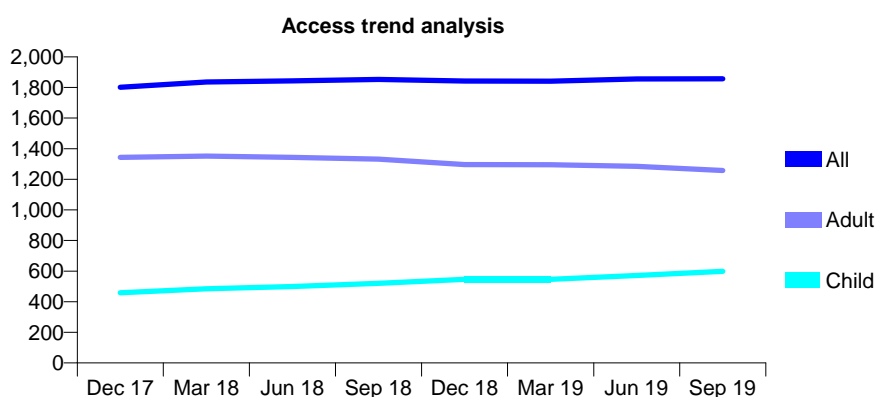
## Q50 - Vital Signs At a Glance Contract Report for 120642/0001 - September 2019

Name or company name	Grimsby Dental Care
Contract type name	GDS Contract
Purpose of contract	General
Contract start date	01/02/2014
Contract end date	

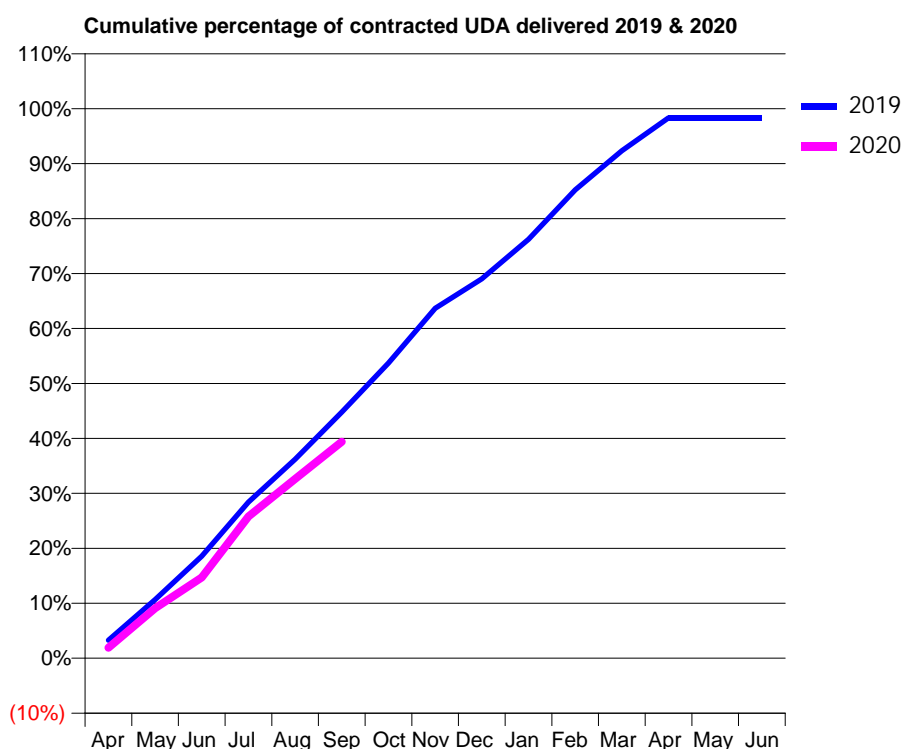
19/20 Contracted general activity (UDA)	5,005
Carry forward general activity (UDA)	84
19/20 Contracted orthodontic activity (UOA)	0
Carry forward orthodontic activity (UOA)	0
Baseline contract value	£161,735.22

### ACCESS\*

Patients seen in 24 months	Total	Change since previous quarter
Quarter ending September 2018	1,852	
Quarter ending December 2018	1,842	→
Quarter ending March 2019	1,841	→
Quarter ending June 2019	1,856	→
Quarter ending September 2019	1,857	→
<b>Variance since September 2018</b>	<b>0.3%</b>	<b>→</b>



### ACTIVITY



Month	2019	2020
April	164	96
May	535	456
June	930	735
July	1,422	1,291
August	1,813	1,633
September	2,242	1,972
October	2,688	
November	3,186	
December	3,455	
January	3,815	
February	4,265	
March	4,621	
April	4,920	
May	4,921	
June	4,921	

### QUALITY

	Quantity	Base Number	Contract	AT	Region	England
% of FP17s for the same patient ID Re-attending within 3 months - Children	21	472	4.4%	9.3%	12.1%	11.5%
% of FP17s for the same patient ID Re-attending within 3 months - Adults	89	982	9.1%	12.3%	15.6%	15.4%
% of FP17s for the same patient ID Re-attending between 3 & 9 months - Children	306	472	64.8%	64.4%	61.2%	59.7%
% of FP17s for the same patient ID Re-attending between 3 & 9 months - Adults	734	982	74.7%	55.8%	54.3%	51.7%
% of FP17s for Band 1 Urgent Courses	55	1,313	4.2%	7.8%	9.1%	9.2%
% of FP17s Relating to Free Repair or Replacements	7	1,313	0.5%	0.9%	0.9%	0.7%
% of FP17s Relating to Continuations	16	1,313	1.2%	0.9%	1.0%	0.8%
% of Patients satisfied with the dentistry they have received	1	2	N/A	94.0%	94.4%	93.5%
% of Patients satisfied with the time they had to wait for an appointment	2	2	N/A	89.8%	88.1%	87.4%

\* This is based on patients treated on this contract for their most recent course of treatment.

Figures in italics indicate the base number of FP17s or Patient Questionnaire responses are less than 100. N/A is shown where the base number of responses is less than 10 during the period. % is calculated as Quantity/Base number\*100

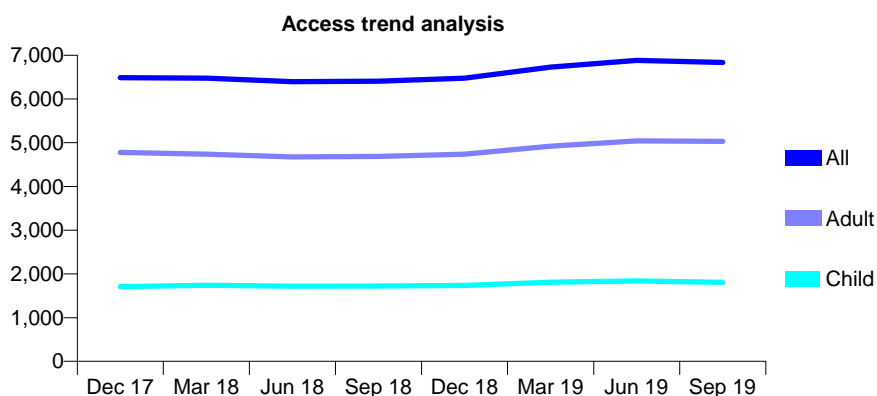
## Q50 - Vital Signs At a Glance Contract Report for 121010/0001 - September 2019

Name or company name	Clifton Moor Dental Centre
Contract type name	GDS Contract
Purpose of contract	General
Contract start date	01/02/2014
Contract end date	

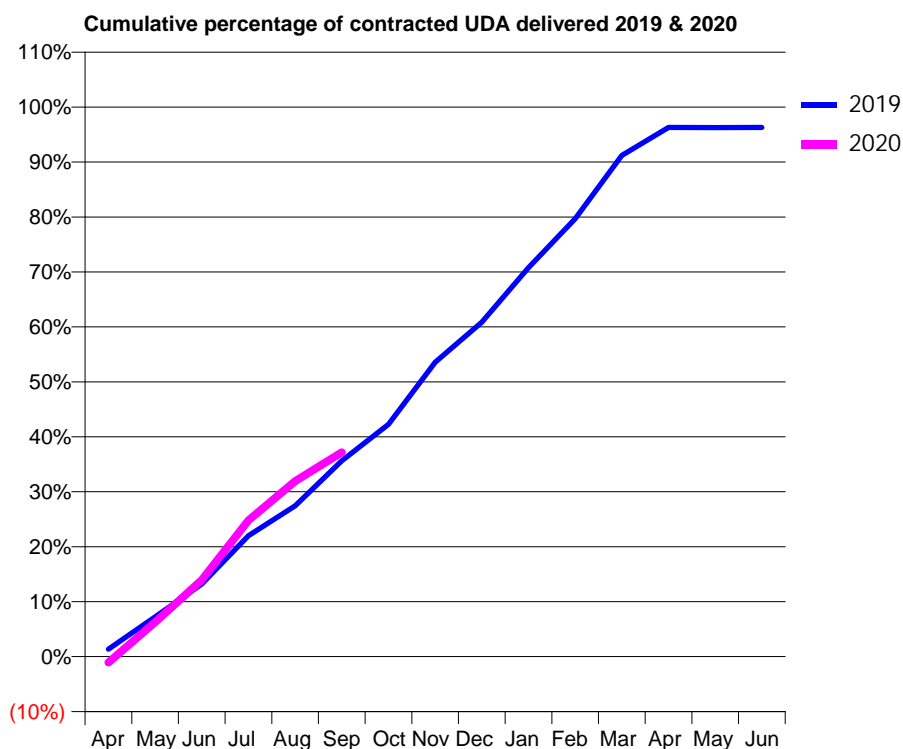
19/20 Contracted general activity (UDA)	19,203
Carry forward general activity (UDA)	712
19/20 Contracted orthodontic activity (UOA)	0
Carry forward orthodontic activity (UOA)	0
Baseline contract value	£574,288.64

### ACCESS\*

Patients seen in 24 months	Total	Change since previous quarter
Quarter ending September 2018	6,408	
Quarter ending December 2018	6,477	→
Quarter ending March 2019	6,731	↑
Quarter ending June 2019	6,882	↑
Quarter ending September 2019	6,836	→
<b>Variance since September 2018</b>	<b>6.7%</b>	<b>↑</b>



### ACTIVITY



Month	Adjusted Scheduled Activity (UDA)	
	2019	2020
April	263	-208
May	1,391	1,205
June	2,538	2,678
July	4,223	4,763
August	5,271	6,135
September	6,844	7,143
October	8,114	
November	10,286	
December	11,687	
January	13,591	
February	15,301	
March	17,514	
April	18,494	
May	18,483	
June	18,491	

### QUALITY

	Quantity	Base Number	Contract	AT	Region	England
% of FP17s for the same patient ID Re-attending within 3 months - Children	112	1,466	7.6%	9.3%	12.1%	11.5%
% of FP17s for the same patient ID Re-attending within 3 months - Adults	551	3,627	15.2%	12.3%	15.6%	15.4%
% of FP17s for the same patient ID Re-attending between 3 & 9 months - Children	1,083	1,466	73.9%	64.4%	61.2%	59.7%
% of FP17s for the same patient ID Re-attending between 3 & 9 months - Adults	2,076	3,627	57.2%	55.8%	54.3%	51.7%
% of FP17s for Band 1 Urgent Courses	389	4,606	8.4%	7.8%	9.1%	9.2%
% of FP17s Relating to Free Repair or Replacements	45	4,606	1.0%	0.9%	0.9%	0.7%
% of FP17s Relating to Continuations	8	4,606	0.2%	0.9%	1.0%	0.8%
% of Patients satisfied with the dentistry they have received	4	4	N/A	94.0%	94.4%	93.5%
% of Patients satisfied with the time they had to wait for an appointment	4	4	N/A	89.8%	88.1%	87.4%

\* This is based on patients treated on this contract for their most recent course of treatment. Figures in italics indicate the base number of FP17s or Patient Questionnaire responses are less than 100. N/A is shown where the base number of responses is less than 10 during the period. % is calculated as Quantity/Base number\*100

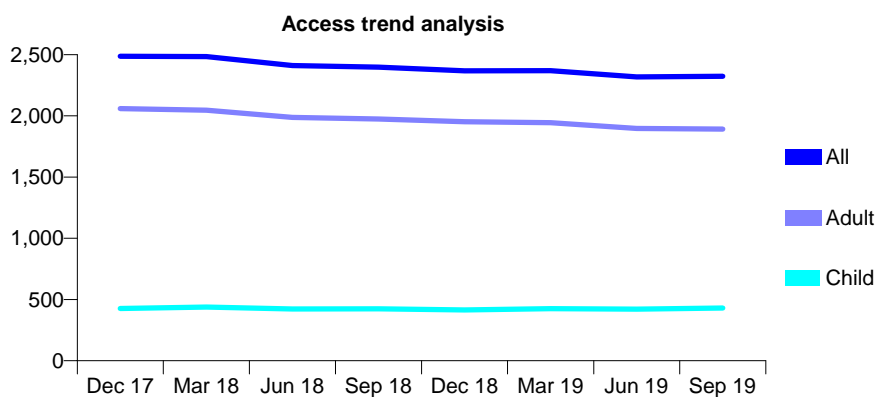
## Q50 - Vital Signs At a Glance Contract Report for 121126/0001 - September 2019

Name or company name	Yorkshire Dental Practice
Contract type name	GDS Contract
Purpose of contract	General
Contract start date	01/10/2012
Contract end date	

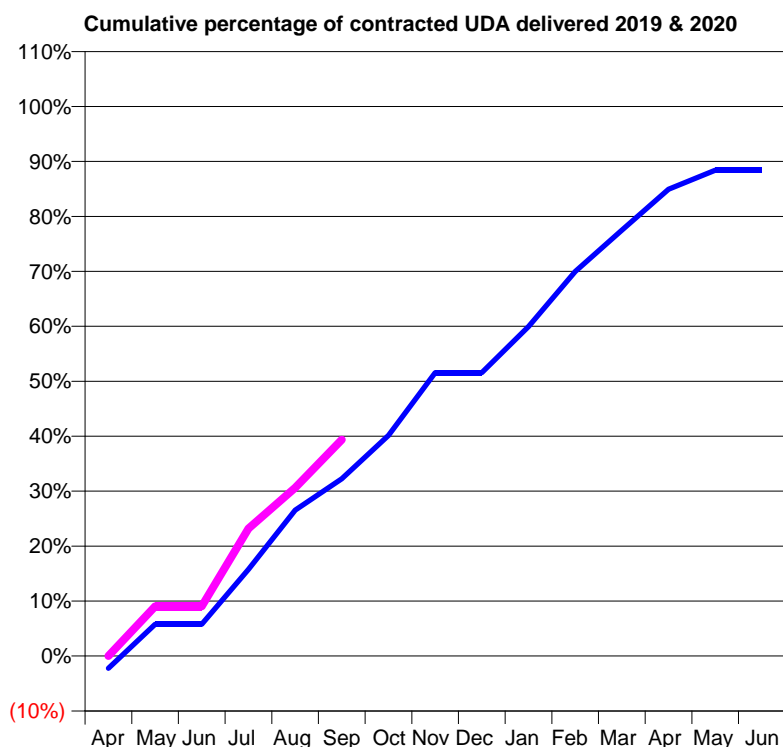
19/20 Contracted general activity (UDA)	7,600
Carry forward general activity (UDA)	0
19/20 Contracted orthodontic activity (UOA)	0
Carry forward orthodontic activity (UOA)	0
Baseline contract value	£182,128.82

### ACCESS\*

Patients seen in 24 months	Total	Change since previous quarter
Quarter ending September 2018	2,398	
Quarter ending December 2018	2,368	↓
Quarter ending March 2019	2,369	→
Quarter ending June 2019	2,319	↓
Quarter ending September 2019	2,323	→
<b>Variance since September 2018</b>	<b>(3.1%)</b>	<b>↓</b>



### ACTIVITY



Month	Adjusted Scheduled Activity (UDA)	
	2019	2020
April	-170	0
May	441	686
June	441	686
July	1,199	1,765
August	2,018	2,327
September	2,452	2,990
October	3,052	
November	3,918	
December	3,918	
January	4,557	
February	5,318	
March	5,887	
April	6,456	
May	6,718	
June	6,718	

### QUALITY

	Quantity	Base Number	Contract	AT	Region	England
% of FP17s for the same patient ID Re-attending within 3 months - Children	29	412	7.0%	9.3%	12.1%	11.5%
% of FP17s for the same patient ID Re-attending within 3 months - Adults	165	1,779	9.3%	12.3%	15.6%	15.4%
% of FP17s for the same patient ID Re-attending between 3 & 9 months - Children	260	412	63.1%	64.4%	61.2%	59.7%
% of FP17s for the same patient ID Re-attending between 3 & 9 months - Adults	1,303	1,779	73.2%	55.8%	54.3%	51.7%
% of FP17s for Band 1 Urgent Courses	127	1,823	7.0%	7.8%	9.1%	9.2%
% of FP17s Relating to Free Repair or Replacements	4	1,823	0.2%	0.9%	0.9%	0.7%
% of FP17s Relating to Continuations	1	1,823	0.1%	0.9%	1.0%	0.8%
% of Patients satisfied with the dentistry they have received	7	7	N/A	94.0%	94.4%	93.5%
% of Patients satisfied with the time they had to wait for an appointment	6	7	N/A	89.8%	88.1%	87.4%

\* This is based on patients treated on this contract for their most recent course of treatment. Figures in italics indicate the base number of FP17s or Patient Questionnaire responses are less than 100. N/A is shown where the base number of responses is less than 10 during the period. % is calculated as Quantity/Base number\*100

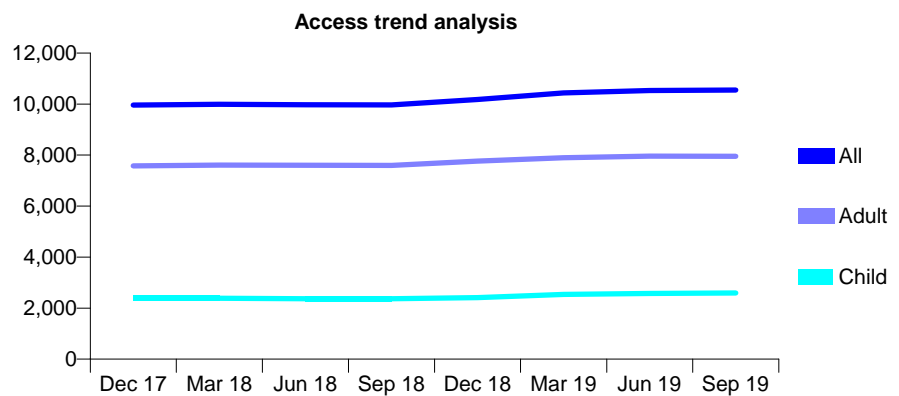
## Q50 - Vital Signs At a Glance Contract Report for 121517/0001 - September 2019

Name or company name	K L DOBBS
Contract type name	GDS Contract
Purpose of contract	General and Orthodontic
Contract start date	01/11/2014
Contract end date	

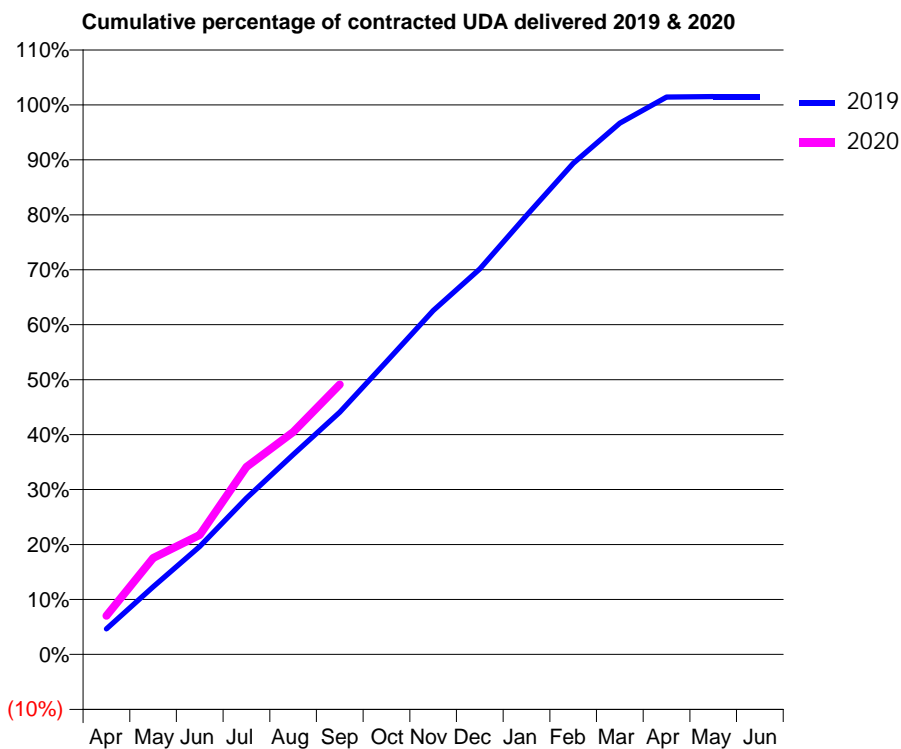
19/20 Contracted general activity (UDA)	27,495
Carry forward general activity (UDA)	-411
19/20 Contracted orthodontic activity (UOA)	87
Carry forward orthodontic activity (UOA)	-1
Baseline contract value	£1,037,957.19

### ACCESS\*

Patients seen in 24 months	Total	Change since previous quarter
Quarter ending September 2018	9,967	
Quarter ending December 2018	10,178	↑
Quarter ending March 2019	10,439	↑
Quarter ending June 2019	10,533	→
Quarter ending September 2019	10,547	→
<b>Variance since September 2018</b>	<b>5.8%</b>	<b>↑</b>



### ACTIVITY



Month	2019	2020
April	1,281	1,932
May	3,386	4,829
June	5,399	5,975
July	7,825	9,379
August	9,998	11,126
September	12,122	13,501
October	14,647	
November	17,205	
December	19,285	
January	21,960	
February	24,568	
March	26,577	
April	27,883	
May	27,906	
June	27,906	

### QUALITY

	Quantity	Base Number	Contract	AT	Region	England
% of FP17s for the same patient ID Re-attending within 3 months - Children	135	1,692	8.0%	9.3%	12.1%	11.5%
% of FP17s for the same patient ID Re-attending within 3 months - Adults	490	4,424	11.1%	12.3%	15.6%	15.4%
% of FP17s for the same patient ID Re-attending between 3 & 9 months - Children	582	1,692	34.4%	64.4%	61.2%	59.7%
% of FP17s for the same patient ID Re-attending between 3 & 9 months - Adults	1,542	4,424	34.9%	55.8%	54.3%	51.7%
% of FP17s for Band 1 Urgent Courses	560	5,572	10.1%	7.8%	9.1%	9.2%
% of FP17s Relating to Free Repair or Replacements	37	5,572	0.7%	0.9%	0.9%	0.7%
% of FP17s Relating to Continuations	106	5,572	1.9%	0.9%	1.0%	0.8%
% of Patients satisfied with the dentistry they have received	3	3	N/A	94.0%	94.4%	93.5%
% of Patients satisfied with the time they had to wait for an appointment	3	3	N/A	89.8%	88.1%	87.4%

\* This is based on patients treated on this contract for their most recent course of treatment. Figures in italics indicate the base number of FP17s or Patient Questionnaire responses are less than 100. N/A is shown where the base number of responses is less than 10 during the period. % is calculated as Quantity/Base number\*100

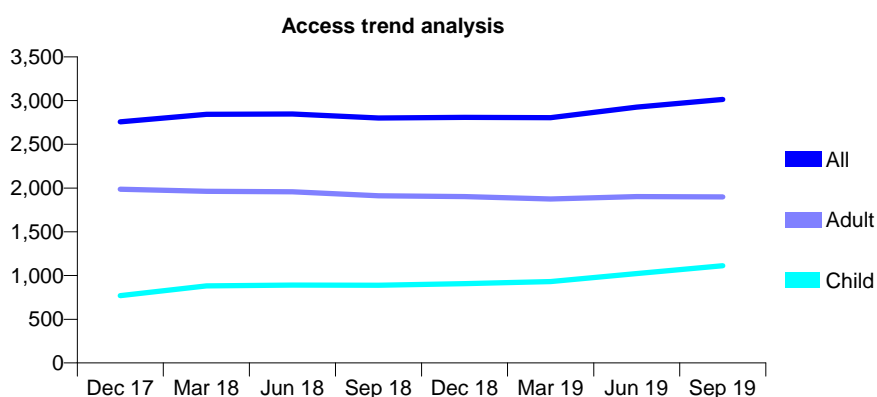
## Q50 - Vital Signs At a Glance Contract Report for 121800/0001 - September 2019

Name or company name	Corner House Surgery
Contract type name	GDS Contract
Purpose of contract	General
Contract start date	01/04/2015
Contract end date	

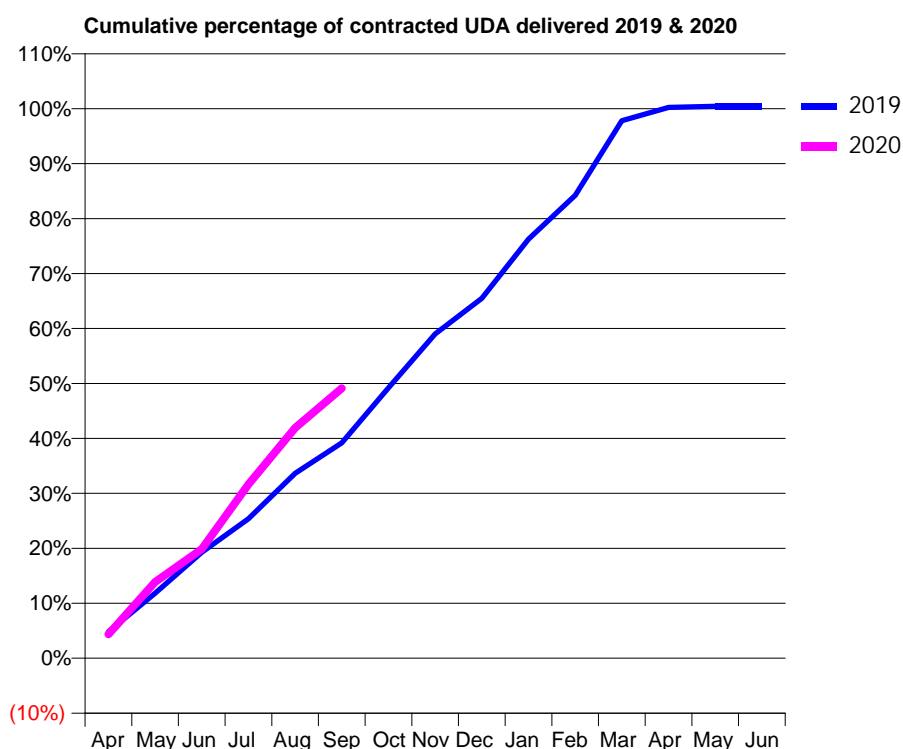
19/20 Contracted general activity (UDA)	8,038
Carry forward general activity (UDA)	-35
19/20 Contracted orthodontic activity (UOA)	0
Carry forward orthodontic activity (UOA)	0
Baseline contract value	£352,044.75

### ACCESS\*

Patients seen in 24 months	Total	Change since previous quarter
Quarter ending September 2018	2,800	
Quarter ending December 2018	2,809	→
Quarter ending March 2019	2,806	→
Quarter ending June 2019	2,926	↑
Quarter ending September 2019	3,012	↑
<b>Variance since September 2018</b>	<b>7.6%</b>	<b>↑</b>



### ACTIVITY



Month	2019	2020
April	388	350
May	950	1,115
June	1,548	1,594
July	2,041	2,543
August	2,704	3,370
September	3,149	3,948
October	3,955	
November	4,744	
December	5,263	
January	6,129	
February	6,772	
March	7,862	
April	8,054	
May	8,072	
June	8,073	

### QUALITY

	Quantity	Base Number	Contract	AT	Region	England
% of FP17s for the same patient ID Re-attending within 3 months - Children	93	1,001	9.3%	9.3%	12.1%	11.5%
% of FP17s for the same patient ID Re-attending within 3 months - Adults	185	1,432	12.9%	12.3%	15.6%	15.4%
% of FP17s for the same patient ID Re-attending between 3 & 9 months - Children	570	1,001	56.9%	64.4%	61.2%	59.7%
% of FP17s for the same patient ID Re-attending between 3 & 9 months - Adults	932	1,432	65.1%	55.8%	54.3%	51.7%
% of FP17s for Band 1 Urgent Courses	201	2,304	8.7%	7.8%	9.1%	9.2%
% of FP17s Relating to Free Repair or Replacements	17	2,304	0.7%	0.9%	0.9%	0.7%
% of FP17s Relating to Continuations	2	2,304	0.1%	0.9%	1.0%	0.8%
% of Patients satisfied with the dentistry they have received	0	1	N/A	94.0%	94.4%	93.5%
% of Patients satisfied with the time they had to wait for an appointment	0	1	N/A	89.8%	88.1%	87.4%

\* This is based on patients treated on this contract for their most recent course of treatment.

Figures in italics indicate the base number of FP17s or Patient Questionnaire responses are less than 100. N/A is shown where the base number of responses is less than 10 during the period. % is calculated as Quantity/Base number\*100

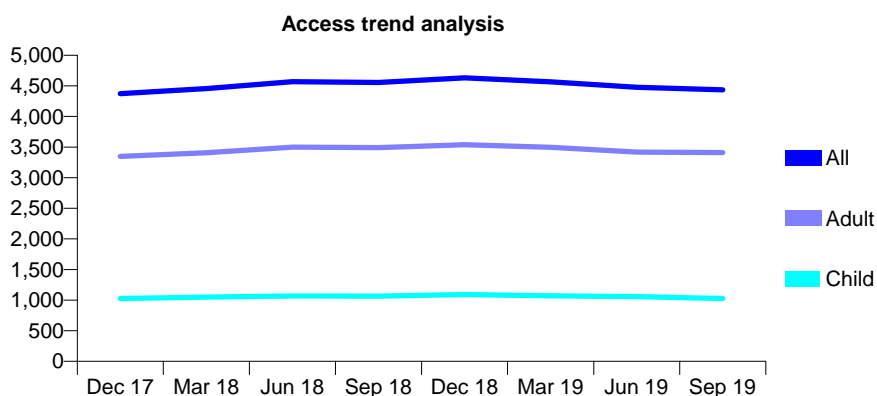
## Q50 - Vital Signs At a Glance Contract Report for 122467/0001 - September 2019

Name or company name	Clifton Gardens Dental Practice
Contract type name	GDS Contract
Purpose of contract	General
Contract start date	01/07/2008
Contract end date	

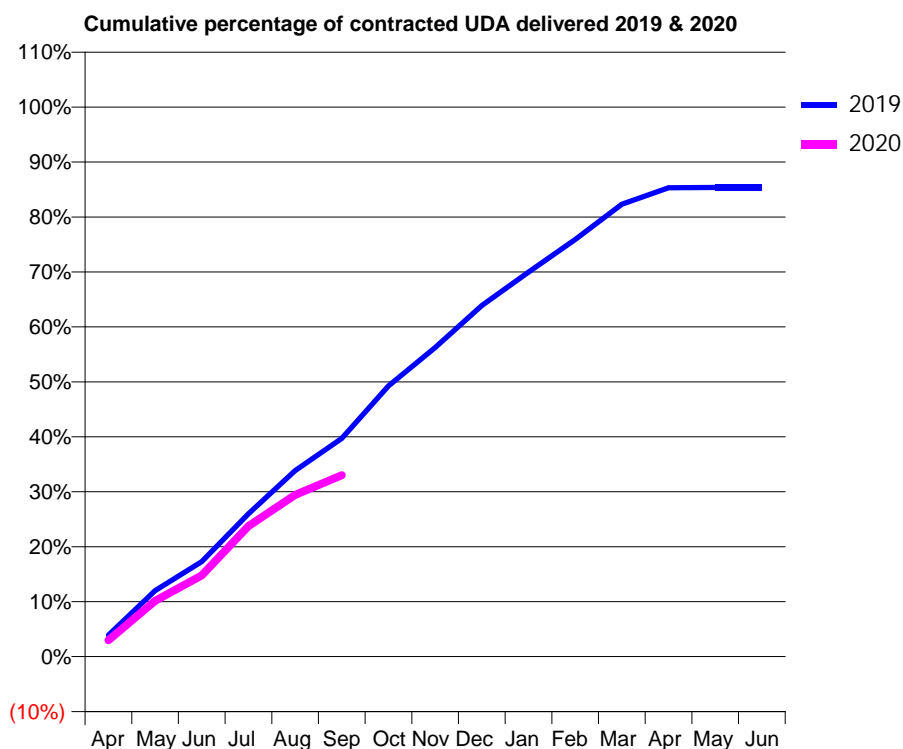
19/20 Contracted general activity (UDA)	16,902
Carry forward general activity (UDA)	0
19/20 Contracted orthodontic activity (UOA)	0
Carry forward orthodontic activity (UOA)	0
Baseline contract value	£427,907.97

### ACCESS\*

Patients seen in 24 months	Total	Change since previous quarter
Quarter ending September 2018	4,556	
Quarter ending December 2018	4,630	→
Quarter ending March 2019	4,565	↓
Quarter ending June 2019	4,478	↓
Quarter ending September 2019	4,435	→
<b>Variance since September 2018</b>	<b>(2.7%)</b>	<b>↓</b>



### ACTIVITY



Month	Adjusted Scheduled Activity (UDA)	
	2019	2020
April	664	506
May	2,034	1,716
June	2,924	2,499
July	4,394	4,012
August	5,726	4,974
September	6,712	5,582
October	8,322	
November	9,504	
December	10,796	
January	11,826	
February	12,827	
March	13,913	
April	14,420	
May	14,426	
June	14,426	

### QUALITY

	Quantity	Base Number	Contract	AT	Region	England
% of FP17s for the same patient ID Re-attending within 3 months - Children	45	693	6.5%	9.3%	12.1%	11.5%
% of FP17s for the same patient ID Re-attending within 3 months - Adults	203	2,229	9.1%	12.3%	15.6%	15.4%
% of FP17s for the same patient ID Re-attending between 3 & 9 months - Children	456	693	65.8%	64.4%	61.2%	59.7%
% of FP17s for the same patient ID Re-attending between 3 & 9 months - Adults	1,455	2,229	65.3%	55.8%	54.3%	51.7%
% of FP17s for Band 1 Urgent Courses	199	2,674	7.4%	7.8%	9.1%	9.2%
% of FP17s Relating to Free Repair or Replacements	4	2,674	0.1%	0.9%	0.9%	0.7%
% of FP17s Relating to Continuations	14	2,674	0.5%	0.9%	1.0%	0.8%
% of Patients satisfied with the dentistry they have received	0	0	N/A	94.0%	94.4%	93.5%
% of Patients satisfied with the time they had to wait for an appointment	0	0	N/A	89.8%	88.1%	87.4%

\* This is based on patients treated on this contract for their most recent course of treatment. Figures in italics indicate the base number of FP17s or Patient Questionnaire responses are less than 100. N/A is shown where the base number of responses is less than 10 during the period. % is calculated as Quantity/Base number\*100

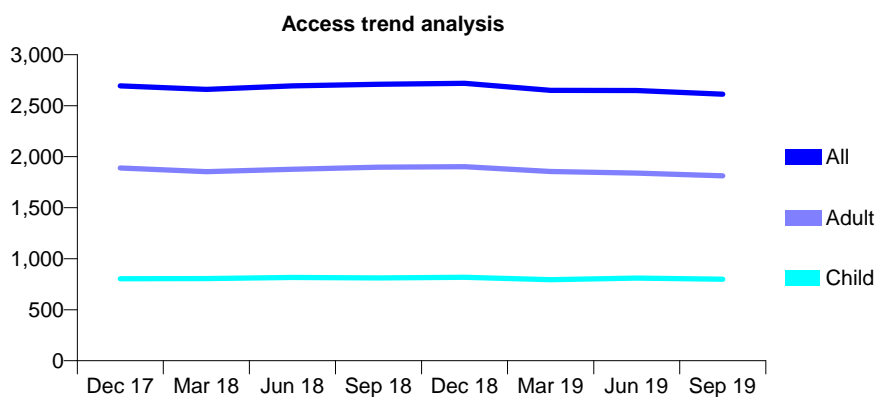
## Q50 - Vital Signs At a Glance Contract Report for 122777/0001 - September 2019

Name or company name	Xeon Smiles UK Ltd
Contract type name	GDS Contract
Purpose of contract	General
Contract start date	01/11/2008
Contract end date	

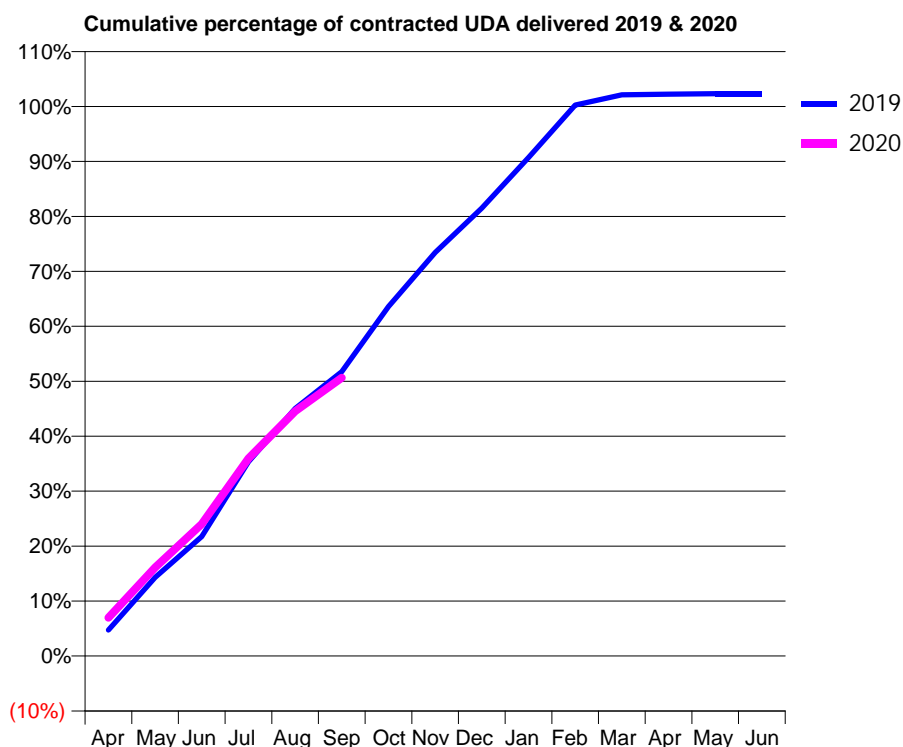
19/20 Contracted general activity (UDA)	7,261
Carry forward general activity (UDA)	-145
19/20 Contracted orthodontic activity (UOA)	0
Carry forward orthodontic activity (UOA)	0
Baseline contract value	£192,754.75

### ACCESS\*

Patients seen in 24 months	Total	Change since previous quarter
Quarter ending September 2018	2,709	
Quarter ending December 2018	2,719	→
Quarter ending March 2019	2,650	↓
Quarter ending June 2019	2,649	→
Quarter ending September 2019	2,612	↓
<b>Variance since September 2018</b>	<b>(3.6%)</b>	<b>↓</b>



### ACTIVITY



Month	Adjusted Scheduled Activity (UDA)	
	2019	2020
April	345	507
May	1,040	1,171
June	1,580	1,743
July	2,566	2,610
August	3,269	3,234
September	3,757	3,677
October	4,617	
November	5,332	
December	5,919	
January	6,586	
February	7,279	
March	7,416	
April	7,423	
May	7,429	
June	7,429	

### QUALITY

	Quantity	Base Number	Contract	AT	Region	England
% of FP17s for the same patient ID Re-attending within 3 months - Children	57	736	7.7%	9.3%	12.1%	11.5%
% of FP17s for the same patient ID Re-attending within 3 months - Adults	162	1,374	11.8%	12.3%	15.6%	15.4%
% of FP17s for the same patient ID Re-attending between 3 & 9 months - Children	494	736	67.1%	64.4%	61.2%	59.7%
% of FP17s for the same patient ID Re-attending between 3 & 9 months - Adults	919	1,374	66.9%	55.8%	54.3%	51.7%
% of FP17s for Band 1 Urgent Courses	116	2,095	5.5%	7.8%	9.1%	9.2%
% of FP17s Relating to Free Repair or Replacements	41	2,095	2.0%	0.9%	0.9%	0.7%
% of FP17s Relating to Continuations	5	2,095	0.2%	0.9%	1.0%	0.8%
% of Patients satisfied with the dentistry they have received	4	4	N/A	94.0%	94.4%	93.5%
% of Patients satisfied with the time they had to wait for an appointment	4	4	N/A	89.8%	88.1%	87.4%

\* This is based on patients treated on this contract for their most recent course of treatment. Figures in italics indicate the base number of FP17s or Patient Questionnaire responses are less than 100. N/A is shown where the base number of responses is less than 10 during the period. % is calculated as Quantity/Base number\*100



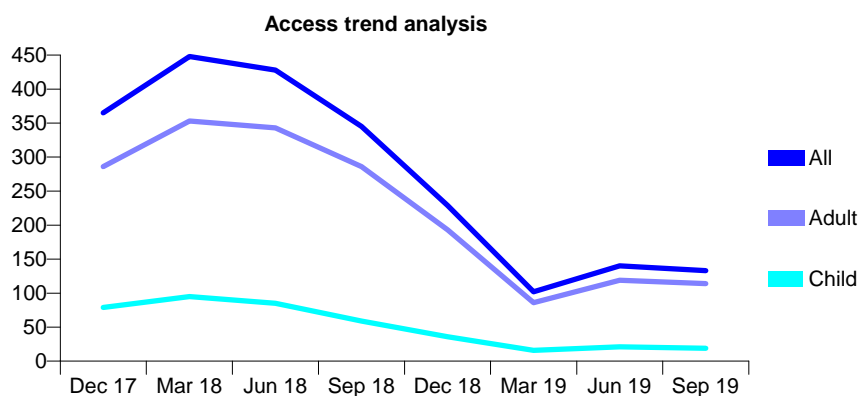
## Q50 - Vital Signs At a Glance Contract Report for 124451/0001 - September 2019

Name or company name	MARKET LANE DENTAL CARE
Contract type name	GDS Contract
Purpose of contract	General
Contract start date	01/10/2013
Contract end date	

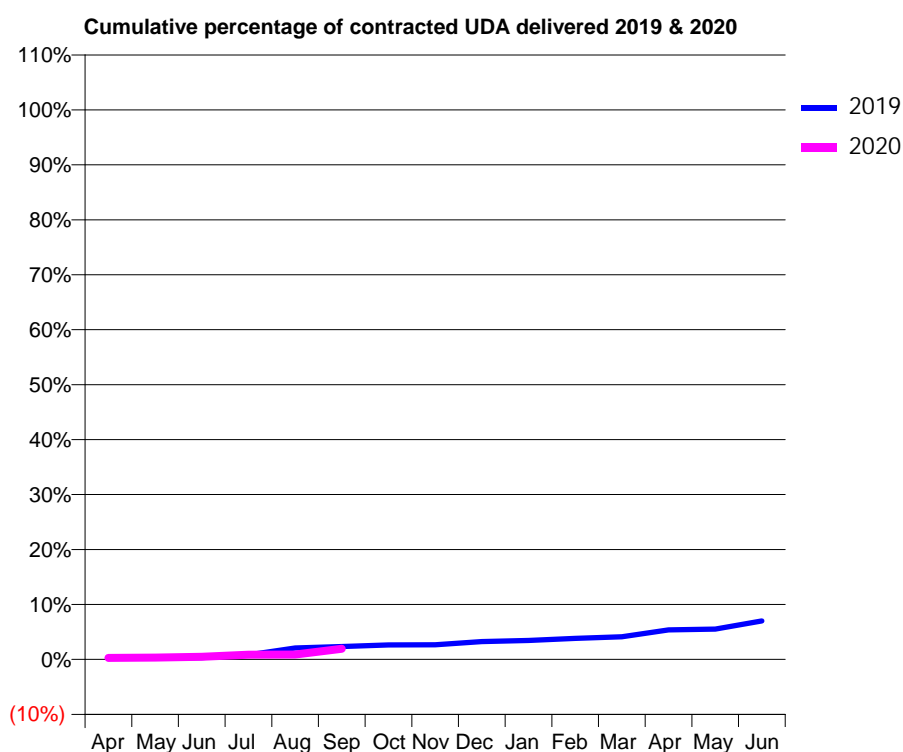
19/20 Contracted general activity (UDA)	4,700
Carry forward general activity (UDA)	0
19/20 Contracted orthodontic activity (UOA)	0
Carry forward orthodontic activity (UOA)	0
Baseline contract value	£110,622.82

### ACCESS\*

Patients seen in 24 months	Total	Change since previous quarter
Quarter ending September 2018	345	
Quarter ending December 2018	229	↓
Quarter ending March 2019	102	↓
Quarter ending June 2019	140	↑
Quarter ending September 2019	133	↓
<b>Variance since September 2018</b>	<b>(61.4%)</b>	<b>↓</b>



### ACTIVITY



Month	Adjusted Scheduled Activity (UDA)	
	2019	2020
April	10	13
May	13	17
June	17	22
July	39	41
August	97	42
September	110	90
October	124	
November	126	
December	152	
January	163	
February	181	
March	194	
April	252	
May	259	
June	329	

### QUALITY

	Quantity	Base Number	Contract	AT	Region	England
% of FP17s for the same patient ID Re-attending within 3 months - Children	1	18	5.6%	9.3%	12.1%	11.5%
% of FP17s for the same patient ID Re-attending within 3 months - Adults	3	81	3.7%	12.3%	15.6%	15.4%
% of FP17s for the same patient ID Re-attending between 3 & 9 months - Children	0	18	0.0%	64.4%	61.2%	59.7%
% of FP17s for the same patient ID Re-attending between 3 & 9 months - Adults	2	81	2.5%	55.8%	54.3%	51.7%
% of FP17s for Band 1 Urgent Courses	1	35	2.9%	7.8%	9.1%	9.2%
% of FP17s Relating to Free Repair or Replacements	0	35	0.0%	0.9%	0.9%	0.7%
% of FP17s Relating to Continuations	2	35	5.7%	0.9%	1.0%	0.8%
% of Patients satisfied with the dentistry they have received	0	0	N/A	94.0%	94.4%	93.5%
% of Patients satisfied with the time they had to wait for an appointment	0	0	N/A	89.8%	88.1%	87.4%

\* This is based on patients treated on this contract for their most recent course of treatment. Figures in italics indicate the base number of FP17s or Patient Questionnaire responses are less than 100. N/A is shown where the base number of responses is less than 10 during the period. % is calculated as Quantity/Base number\*100

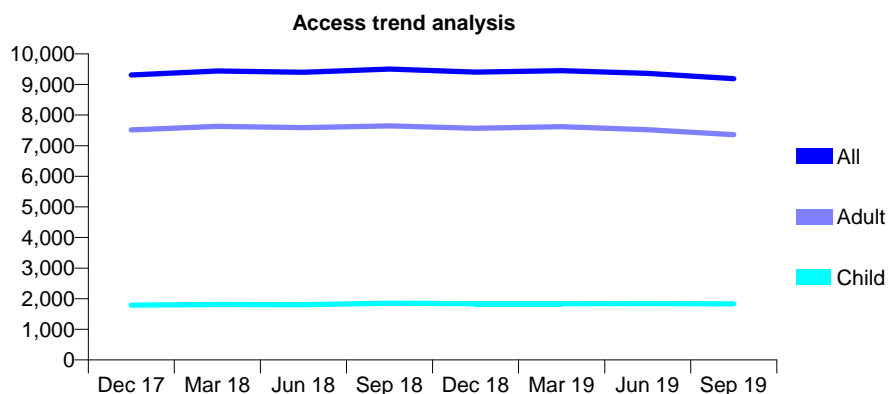
## Q50 - Vital Signs At a Glance Contract Report for 125695/0001 - September 2019

Name or company name	Denbond Ltd
Contract type name	GDS Contract
Purpose of contract	General
Contract start date	22/03/2012
Contract end date	

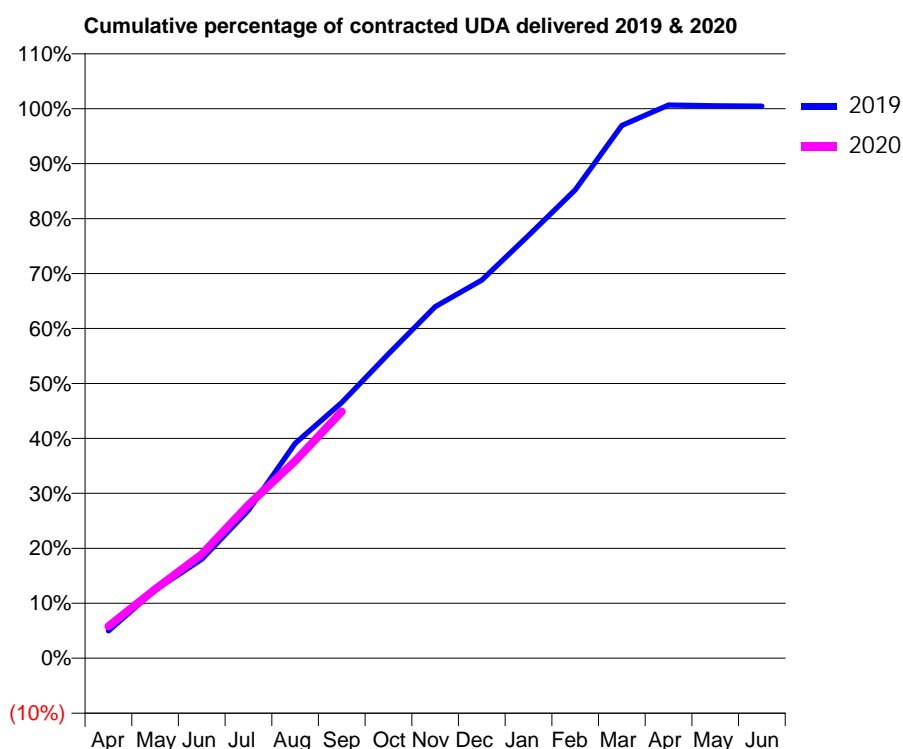
19/20 Contracted general activity (UDA)	26,352
Carry forward general activity (UDA)	-122
19/20 Contracted orthodontic activity (UOA)	0
Carry forward orthodontic activity (UOA)	0
Baseline contract value	£817,415.40

### ACCESS\*

Patients seen in 24 months	Total	Change since previous quarter
Quarter ending September 2018	9,499	
Quarter ending December 2018	9,405	→
Quarter ending March 2019	9,454	→
Quarter ending June 2019	9,363	→
Quarter ending September 2019	9,193	↓
<b>Variance since September 2018</b>	<b>(3.2%)</b>	<b>↓</b>



### ACTIVITY



Month	2019	2020
April	1,309	1,533
May	3,272	3,309
June	4,750	4,987
July	7,093	7,355
August	10,308	9,461
September	12,262	11,828
October	14,596	
November	16,855	
December	18,130	
January	20,269	
February	22,460	
March	25,543	
April	26,525	
May	26,486	
June	26,474	

### QUALITY

	Quantity	Base Number	Contract	AT	Region	England
% of FP17s for the same patient ID Re-attending within 3 months - Children	94	1,481	6.3%	9.3%	12.1%	11.5%
% of FP17s for the same patient ID Re-attending within 3 months - Adults	563	4,668	12.1%	12.3%	15.6%	15.4%
% of FP17s for the same patient ID Re-attending between 3 & 9 months - Children	1,034	1,481	69.8%	64.4%	61.2%	59.7%
% of FP17s for the same patient ID Re-attending between 3 & 9 months - Adults	2,825	4,668	60.5%	55.8%	54.3%	51.7%
% of FP17s for Band 1 Urgent Courses	384	5,678	6.8%	7.8%	9.1%	9.2%
% of FP17s Relating to Free Repair or Replacements	28	5,678	0.5%	0.9%	0.9%	0.7%
% of FP17s Relating to Continuations	82	5,678	1.4%	0.9%	1.0%	0.8%
% of Patients satisfied with the dentistry they have received	5	5	N/A	94.0%	94.4%	93.5%
% of Patients satisfied with the time they had to wait for an appointment	5	5	N/A	89.8%	88.1%	87.4%

\* This is based on patients treated on this contract for their most recent course of treatment. Figures in italics indicate the base number of FP17s or Patient Questionnaire responses are less than 100. N/A is shown where the base number of responses is less than 10 during the period. % is calculated as Quantity/Base number\*100

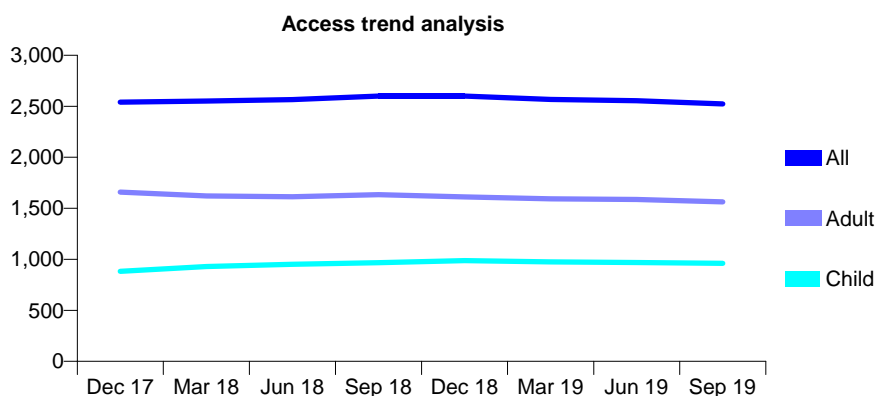
## Q50 - Vital Signs At a Glance Contract Report for 125717/0001 - September 2019

Name or company name	Andrew Jones Dental Practice Ltd
Contract type name	GDS Contract
Purpose of contract	General and Orthodontic
Contract start date	01/04/2008
Contract end date	

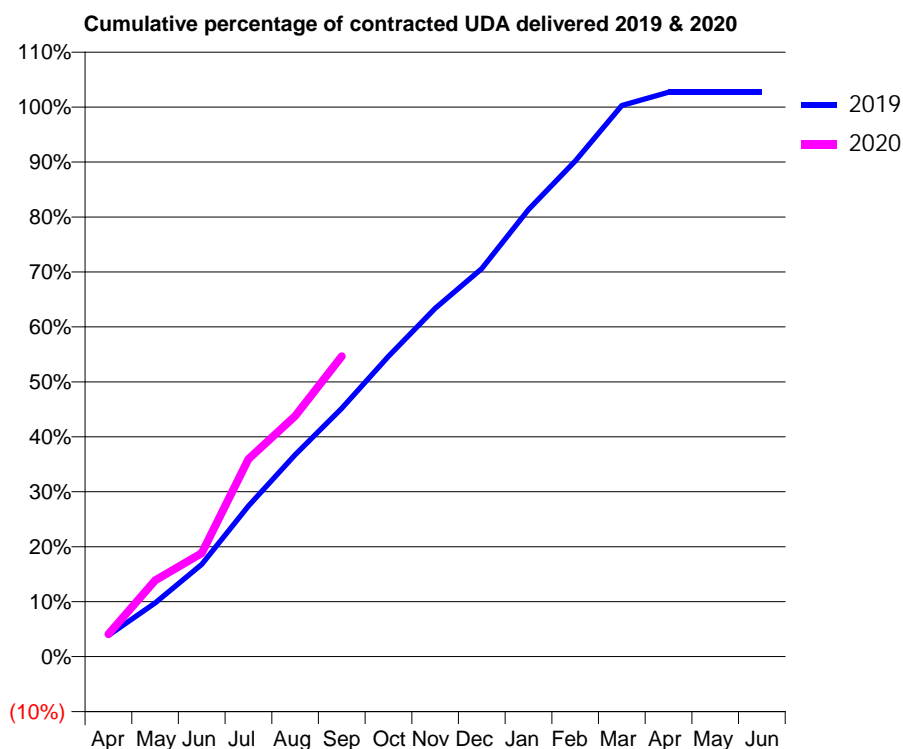
19/20 Contracted general activity (UDA)	5,433
Carry forward general activity (UDA)	-109
19/20 Contracted orthodontic activity (UOA)	42
Carry forward orthodontic activity (UOA)	0
Baseline contract value	£154,294.05

### ACCESS\*

Patients seen in 24 months	Total	Change since previous quarter
Quarter ending September 2018	2,600	
Quarter ending December 2018	2,600	→
Quarter ending March 2019	2,567	↓
Quarter ending June 2019	2,555	→
Quarter ending September 2019	2,524	↓
<b>Variance since September 2018</b>	<b>(2.9%)</b>	<b>↓</b>



### ACTIVITY



Month	Adjusted Scheduled Activity (UDA)	
	2019	2020
April	211	222
May	531	755
June	911	1,024
July	1,491	1,953
August	1,995	2,379
September	2,454	2,968
October	2,968	
November	3,444	
December	3,836	
January	4,420	
February	4,899	
March	5,448	
April	5,579	
May	5,579	
June	5,579	

### QUALITY

	Quantity	Base Number	Contract	AT	Region	England
% of FP17s for the same patient ID Re-attending within 3 months - Children	44	796	5.5%	9.3%	12.1%	11.5%
% of FP17s for the same patient ID Re-attending within 3 months - Adults	110	1,058	10.4%	12.3%	15.6%	15.4%
% of FP17s for the same patient ID Re-attending between 3 & 9 months - Children	570	796	71.6%	64.4%	61.2%	59.7%
% of FP17s for the same patient ID Re-attending between 3 & 9 months - Adults	730	1,058	69.0%	55.8%	54.3%	51.7%
% of FP17s for Band 1 Urgent Courses	70	1,771	4.0%	7.8%	9.1%	9.2%
% of FP17s Relating to Free Repair or Replacements	12	1,771	0.7%	0.9%	0.9%	0.7%
% of FP17s Relating to Continuations	0	1,771	0.0%	0.9%	1.0%	0.8%
% of Patients satisfied with the dentistry they have received	0	0	N/A	94.0%	94.4%	93.5%
% of Patients satisfied with the time they had to wait for an appointment	0	0	N/A	89.8%	88.1%	87.4%

\* This is based on patients treated on this contract for their most recent course of treatment. Figures in italics indicate the base number of FP17s or Patient Questionnaire responses are less than 100. N/A is shown where the base number of responses is less than 10 during the period. % is calculated as Quantity/Base number\*100

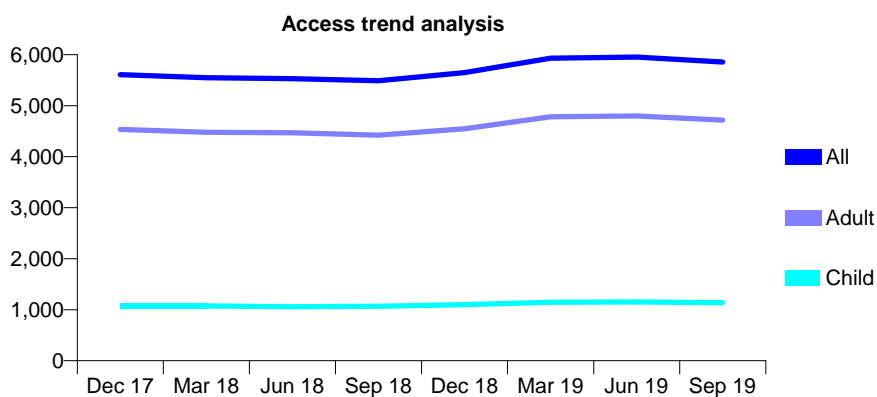
## Q50 - Vital Signs At a Glance Contract Report for 126012/0001 - September 2019

Name or company name	Alpha Dental Dales
Contract type name	GDS Contract
Purpose of contract	General
Contract start date	21/10/2009
Contract end date	

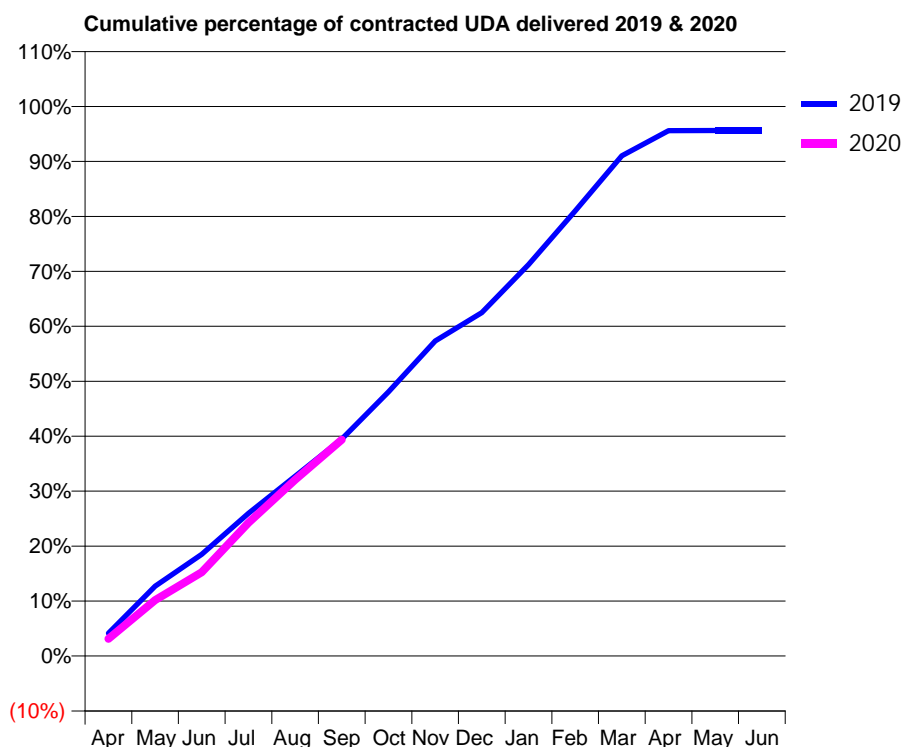
19/20 Contracted general activity (UDA)	18,640
Carry forward general activity (UDA)	0
19/20 Contracted orthodontic activity (UOA)	0
Carry forward orthodontic activity (UOA)	0
Baseline contract value	£625,343.78

### ACCESS\*

Patients seen in 24 months	Total	Change since previous quarter
Quarter ending September 2018	5,490	
Quarter ending December 2018	5,648	↑
Quarter ending March 2019	5,931	↑
Quarter ending June 2019	5,954	→
Quarter ending September 2019	5,856	↓
<b>Variance since September 2018</b>	<b>6.7%</b>	<b>↑</b>



### ACTIVITY



Month	Adjusted Scheduled Activity (UDA)	
	2019	2020
April	727	585
May	2,228	1,899
June	3,239	2,841
July	4,541	4,521
August	5,726	5,982
September	6,909	7,332
October	8,409	
November	10,034	
December	10,935	
January	12,463	
February	14,175	
March	15,928	
April	16,729	
May	16,736	
June	16,736	

### QUALITY

	Quantity	Base Number	Contract	AT	Region	England
% of FP17s for the same patient ID Re-attending within 3 months - Children	66	1,001	6.6%	9.3%	12.1%	11.5%
% of FP17s for the same patient ID Re-attending within 3 months - Adults	357	3,589	9.9%	12.3%	15.6%	15.4%
% of FP17s for the same patient ID Re-attending between 3 & 9 months - Children	713	1,001	71.2%	64.4%	61.2%	59.7%
% of FP17s for the same patient ID Re-attending between 3 & 9 months - Adults	2,314	3,589	64.5%	55.8%	54.3%	51.7%
% of FP17s for Band 1 Urgent Courses	182	3,958	4.6%	7.8%	9.1%	9.2%
% of FP17s Relating to Free Repair or Replacements	29	3,958	0.7%	0.9%	0.9%	0.7%
% of FP17s Relating to Continuations	21	3,958	0.5%	0.9%	1.0%	0.8%
% of Patients satisfied with the dentistry they have received	6	6	N/A	94.0%	94.4%	93.5%
% of Patients satisfied with the time they had to wait for an appointment	6	6	N/A	89.8%	88.1%	87.4%

\* This is based on patients treated on this contract for their most recent course of treatment. Figures in italics indicate the base number of FP17s or Patient Questionnaire responses are less than 100. N/A is shown where the base number of responses is less than 10 during the period. % is calculated as Quantity/Base number\*100

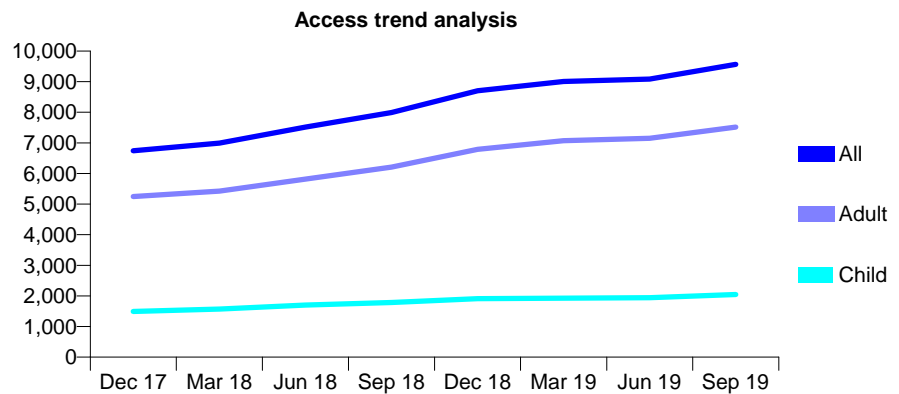
## Q50 - Vital Signs At a Glance Contract Report for 126772/0002 - September 2019

Name or company name	Alpha Dental Studio Northallerton
Contract type name	GDS Contract
Purpose of contract	General
Contract start date	01/05/2009
Contract end date	

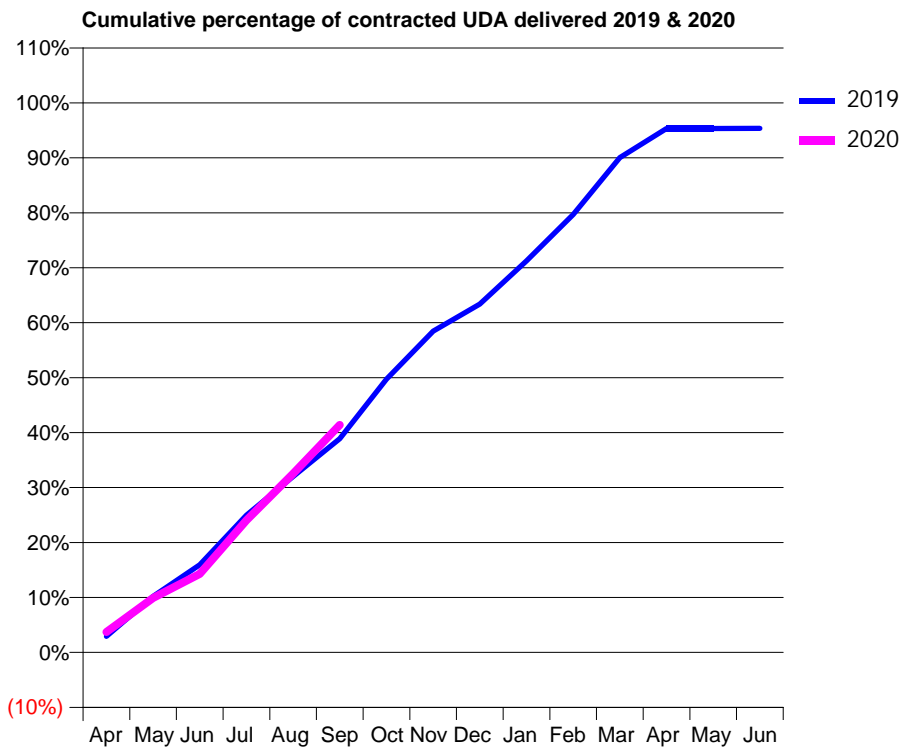
19/20 Contracted general activity (UDA)	30,000
Carry forward general activity (UDA)	0
19/20 Contracted orthodontic activity (UOA)	0
Carry forward orthodontic activity (UOA)	0
Baseline contract value	£872,475.78

### ACCESS\*

Patients seen in 24 months	Total	Change since previous quarter
Quarter ending September 2018	7,993	
Quarter ending December 2018	8,705	↑
Quarter ending March 2019	9,003	↑
Quarter ending June 2019	9,089	→
Quarter ending September 2019	9,566	↑
<b>Variance since September 2018</b>	<b>19.7%</b>	<b>↑</b>



### ACTIVITY



Month	2019	2020
April	816	1,118
May	2,860	2,976
June	4,469	4,284
July	6,998	7,210
August	8,968	9,767
September	10,887	12,415
October	13,924	
November	16,373	
December	17,750	
January	19,954	
February	22,313	
March	25,214	
April	26,690	
May	26,696	
June	26,701	

### QUALITY

	Quantity	Base Number	Contract	AT	Region	England
% of FP17s for the same patient ID Re-attending within 3 months - Children	101	1,593	6.3%	9.3%	12.1%	11.5%
% of FP17s for the same patient ID Re-attending within 3 months - Adults	511	5,279	9.7%	12.3%	15.6%	15.4%
% of FP17s for the same patient ID Re-attending between 3 & 9 months - Children	896	1,593	56.2%	64.4%	61.2%	59.7%
% of FP17s for the same patient ID Re-attending between 3 & 9 months - Adults	3,015	5,279	57.1%	55.8%	54.3%	51.7%
% of FP17s for Band 1 Urgent Courses	249	6,106	4.1%	7.8%	9.1%	9.2%
% of FP17s Relating to Free Repair or Replacements	35	6,106	0.6%	0.9%	0.9%	0.7%
% of FP17s Relating to Continuations	57	6,106	0.9%	0.9%	1.0%	0.8%
% of Patients satisfied with the dentistry they have received	9	10	90.0%	94.0%	94.4%	93.5%
% of Patients satisfied with the time they had to wait for an appointment	9	10	90.0%	89.8%	88.1%	87.4%

\* This is based on patients treated on this contract for their most recent course of treatment. Figures in italics indicate the base number of FP17s or Patient Questionnaire responses are less than 100. N/A is shown where the base number of responses is less than 10 during the period. % is calculated as Quantity/Base number\*100

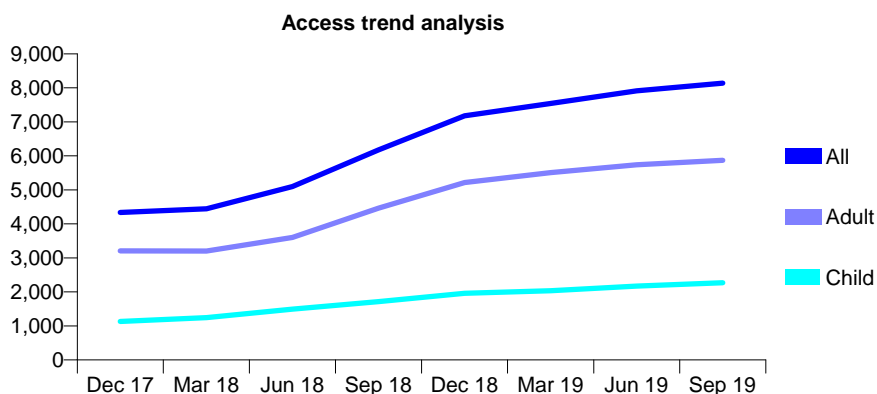
## Q50 - Vital Signs At a Glance Contract Report for 130060/0001 - September 2019

Name or company name	Lion House Dental Practice Ltd
Contract type name	GDS Contract
Purpose of contract	General
Contract start date	01/02/2013
Contract end date	

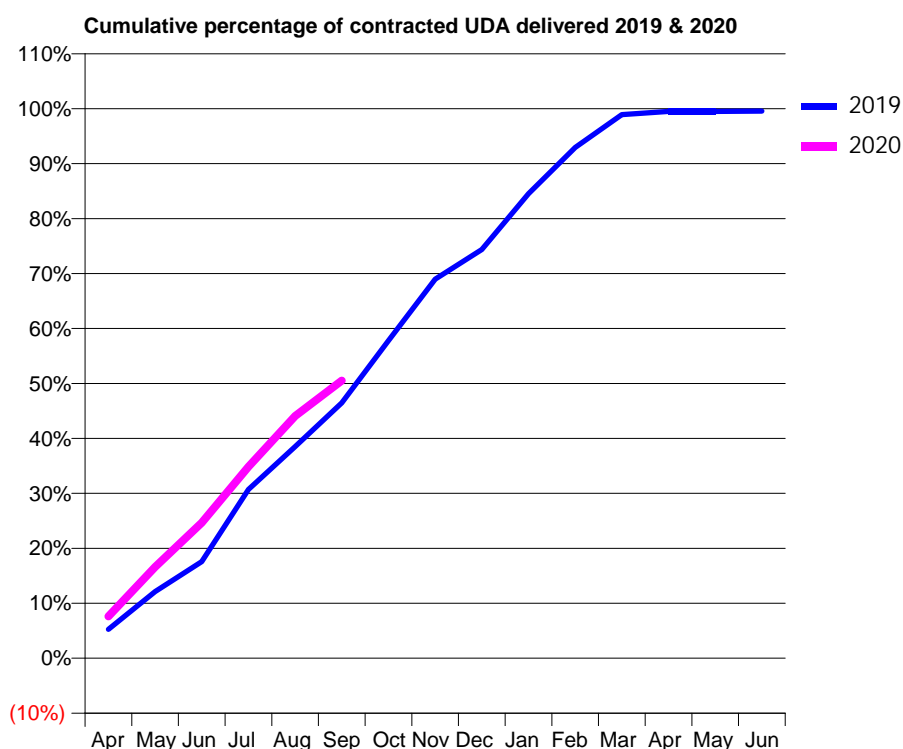
19/20 Contracted general activity (UDA)	21,515
Carry forward general activity (UDA)	0
19/20 Contracted orthodontic activity (UOA)	0
Carry forward orthodontic activity (UOA)	0
Baseline contract value	£608,333.86

### ACCESS\*

Patients seen in 24 months	Total	Change since previous quarter
Quarter ending September 2018	6,179	
Quarter ending December 2018	7,178	↑
Quarter ending March 2019	7,543	↑
Quarter ending June 2019	7,912	↑
Quarter ending September 2019	8,141	↑
<b>Variance since September 2018</b>	<b>31.8%</b>	<b>↑</b>



### ACTIVITY



Month	2019	2020
April	1,127	1,639
May	2,602	3,575
June	3,767	5,301
July	6,580	7,500
August	8,250	9,485
September	9,949	10,869
October	12,381	
November	14,777	
December	15,928	
January	18,108	
February	19,910	
March	21,190	
April	21,311	
May	21,316	
June	21,325	

### QUALITY

	Quantity	Base Number	Contract	AT	Region	England
% of FP17s for the same patient ID Re-attending within 3 months - Children	149	1,914	7.8%	9.3%	12.1%	11.5%
% of FP17s for the same patient ID Re-attending within 3 months - Adults	764	4,266	17.9%	12.3%	15.6%	15.4%
% of FP17s for the same patient ID Re-attending between 3 & 9 months - Children	1,076	1,914	56.2%	64.4%	61.2%	59.7%
% of FP17s for the same patient ID Re-attending between 3 & 9 months - Adults	2,396	4,266	56.2%	55.8%	54.3%	51.7%
% of FP17s for Band 1 Urgent Courses	624	6,068	10.3%	7.8%	9.1%	9.2%
% of FP17s Relating to Free Repair or Replacements	57	6,068	0.9%	0.9%	0.9%	0.7%
% of FP17s Relating to Continuations	23	6,068	0.4%	0.9%	1.0%	0.8%
% of Patients satisfied with the dentistry they have received	9	9	N/A	94.0%	94.4%	93.5%
% of Patients satisfied with the time they had to wait for an appointment	6	9	N/A	89.8%	88.1%	87.4%

\* This is based on patients treated on this contract for their most recent course of treatment. Figures in italics indicate the base number of FP17s or Patient Questionnaire responses are less than 100. N/A is shown where the base number of responses is less than 10 during the period. % is calculated as Quantity/Base number\*100

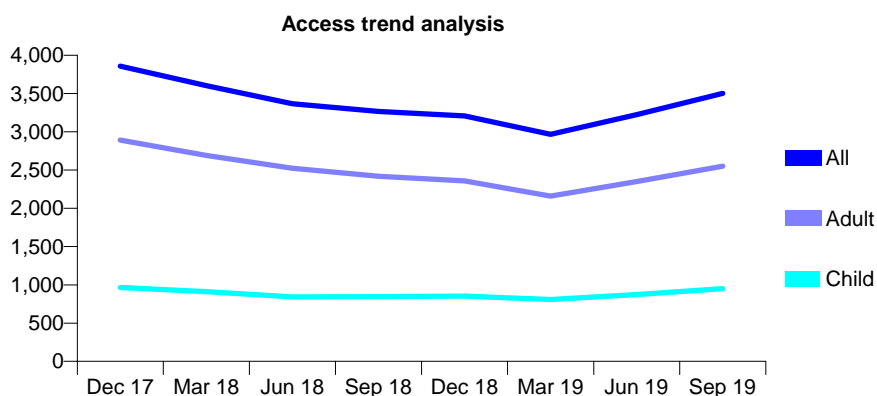
## Q50 - Vital Signs At a Glance Contract Report for 131520/0001 - September 2019

Name or company name	Dentaris Limited
Contract type name	GDS Contract
Purpose of contract	General
Contract start date	01/04/2008
Contract end date	

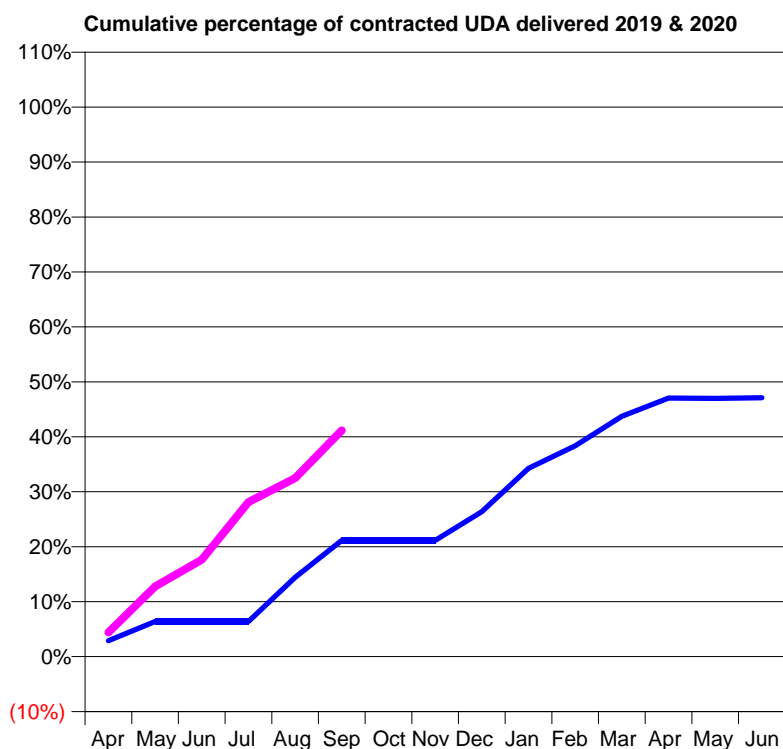
19/20 Contracted general activity (UDA)	13,500
Carry forward general activity (UDA)	0
19/20 Contracted orthodontic activity (UOA)	0
Carry forward orthodontic activity (UOA)	0
Baseline contract value	£365,851.05

### ACCESS\*

Patients seen in 24 months	Total	Change since previous quarter
Quarter ending September 2018	3,265	
Quarter ending December 2018	3,208	↓
Quarter ending March 2019	2,968	↓
Quarter ending June 2019	3,224	↑
Quarter ending September 2019	3,502	↑
<b>Variance since September 2018</b>	<b>7.3%</b>	<b>↑</b>



### ACTIVITY



Month	Adjusted Scheduled Activity (UDA)	
	2019	2020
April	390	595
May	862	1,723
June	862	2,381
July	862	3,796
August	1,948	4,385
September	2,854	5,558
October	2,854	
November	2,854	
December	3,559	
January	4,627	
February	5,180	
March	5,901	
April	6,351	
May	6,344	
June	6,359	

### QUALITY

	Quantity	Base Number	Contract	AT	Region	England
% of FP17s for the same patient ID Re-attending within 3 months - Children	42	750	5.6%	9.3%	12.1%	11.5%
% of FP17s for the same patient ID Re-attending within 3 months - Adults	219	1,953	11.2%	12.3%	15.6%	15.4%
% of FP17s for the same patient ID Re-attending between 3 & 9 months - Children	314	750	41.9%	64.4%	61.2%	59.7%
% of FP17s for the same patient ID Re-attending between 3 & 9 months - Adults	698	1,953	35.7%	55.8%	54.3%	51.7%
% of FP17s for Band 1 Urgent Courses	120	2,461	4.9%	7.8%	9.1%	9.2%
% of FP17s Relating to Free Repair or Replacements	23	2,461	0.9%	0.9%	0.9%	0.7%
% of FP17s Relating to Continuations	0	2,461	0.0%	0.9%	1.0%	0.8%
% of Patients satisfied with the dentistry they have received	2	2	N/A	94.0%	94.4%	93.5%
% of Patients satisfied with the time they had to wait for an appointment	2	2	N/A	89.8%	88.1%	87.4%

\* This is based on patients treated on this contract for their most recent course of treatment. Figures in italics indicate the base number of FP17s or Patient Questionnaire responses are less than 100. N/A is shown where the base number of responses is less than 10 during the period. % is calculated as Quantity/Base number\*100

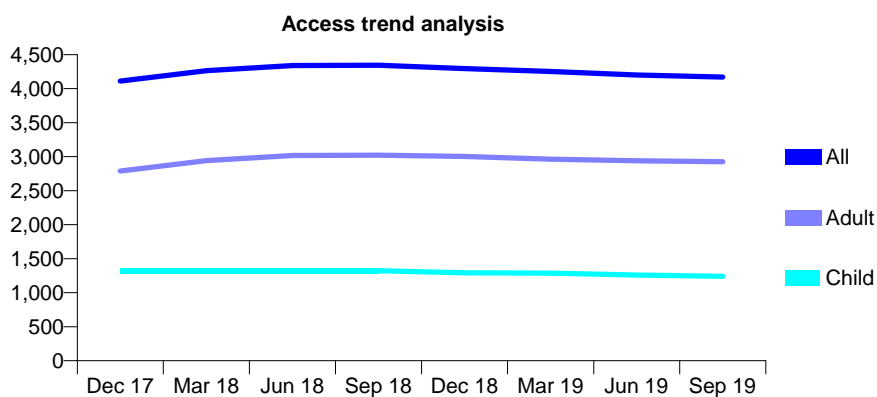
## Q50 - Vital Signs At a Glance Contract Report for 132667/0001 - September 2019

Name or company name	Barton Dental Care Limited
Contract type name	GDS Contract
Purpose of contract	General and Orthodontic
Contract start date	01/04/2011
Contract end date	

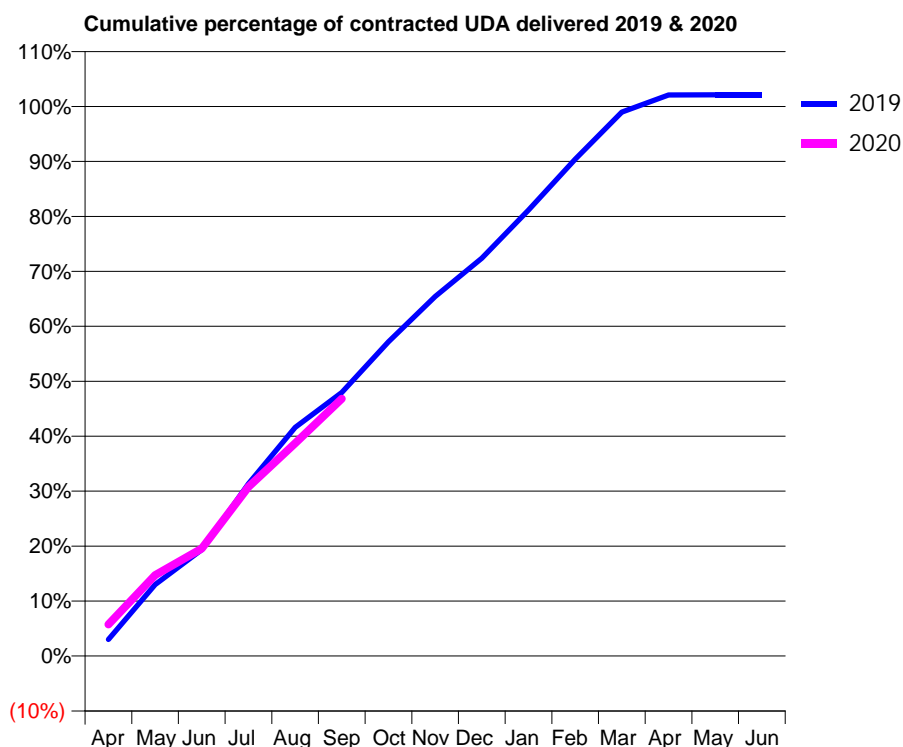
19/20 Contracted general activity (UDA)	9,295
Carry forward general activity (UDA)	-186
19/20 Contracted orthodontic activity (UOA)	548
Carry forward orthodontic activity (UOA)	-9
Baseline contract value	£336,782.61

### ACCESS\*

Patients seen in 24 months	Total	Change since previous quarter
Quarter ending September 2018	4,345	
Quarter ending December 2018	4,296	↓
Quarter ending March 2019	4,251	↓
Quarter ending June 2019	4,200	↓
Quarter ending September 2019	4,170	→
<b>Variance since September 2018</b>	<b>(4.0%)</b>	<b>↓</b>



### ACTIVITY



Month	Adjusted Scheduled Activity (UDA)	
	2019	2020
April	280	537
May	1,210	1,367
June	1,798	1,818
July	2,916	2,861
August	3,868	3,598
September	4,458	4,352
October	5,316	
November	6,082	
December	6,728	
January	7,541	
February	8,404	
March	9,199	
April	9,489	
May	9,490	
June	9,490	

### QUALITY

	Quantity	Base Number	Contract	AT	Region	England
% of FP17s for the same patient ID Re-attending within 3 months - Children	64	949	6.7%	9.3%	12.1%	11.5%
% of FP17s for the same patient ID Re-attending within 3 months - Adults	299	1,889	15.8%	12.3%	15.6%	15.4%
% of FP17s for the same patient ID Re-attending between 3 & 9 months - Children	621	949	65.4%	64.4%	61.2%	59.7%
% of FP17s for the same patient ID Re-attending between 3 & 9 months - Adults	728	1,889	38.5%	55.8%	54.3%	51.7%
% of FP17s for Band 1 Urgent Courses	170	2,625	6.5%	7.8%	9.1%	9.2%
% of FP17s Relating to Free Repair or Replacements	0	2,625	0.0%	0.9%	0.9%	0.7%
% of FP17s Relating to Continuations	35	2,625	1.3%	0.9%	1.0%	0.8%
% of Patients satisfied with the dentistry they have received	2	2	N/A	94.0%	94.4%	93.5%
% of Patients satisfied with the time they had to wait for an appointment	2	2	N/A	89.8%	88.1%	87.4%

\* This is based on patients treated on this contract for their most recent course of treatment. Figures in italics indicate the base number of FP17s or Patient Questionnaire responses are less than 100. N/A is shown where the base number of responses is less than 10 during the period. % is calculated as Quantity/Base number\*100



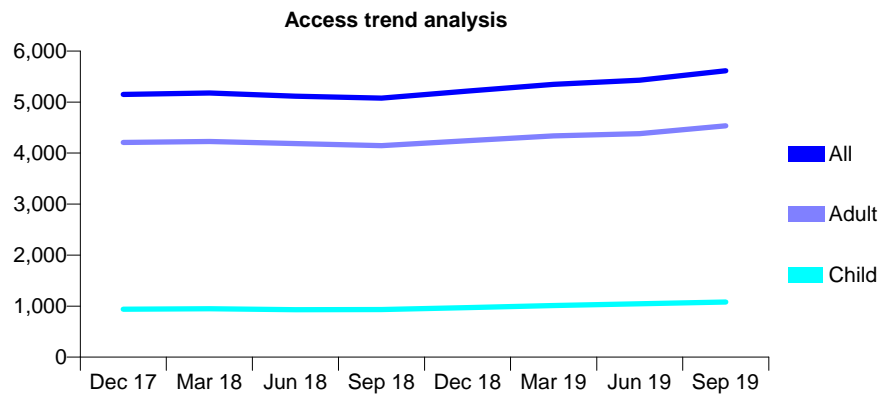
## Q50 - Vital Signs At a Glance Contract Report for 132756/0001 - September 2019

Name or company name	North Marine Road Dental practice Partners
Contract type name	GDS Contract
Purpose of contract	General
Contract start date	30/11/2011
Contract end date	

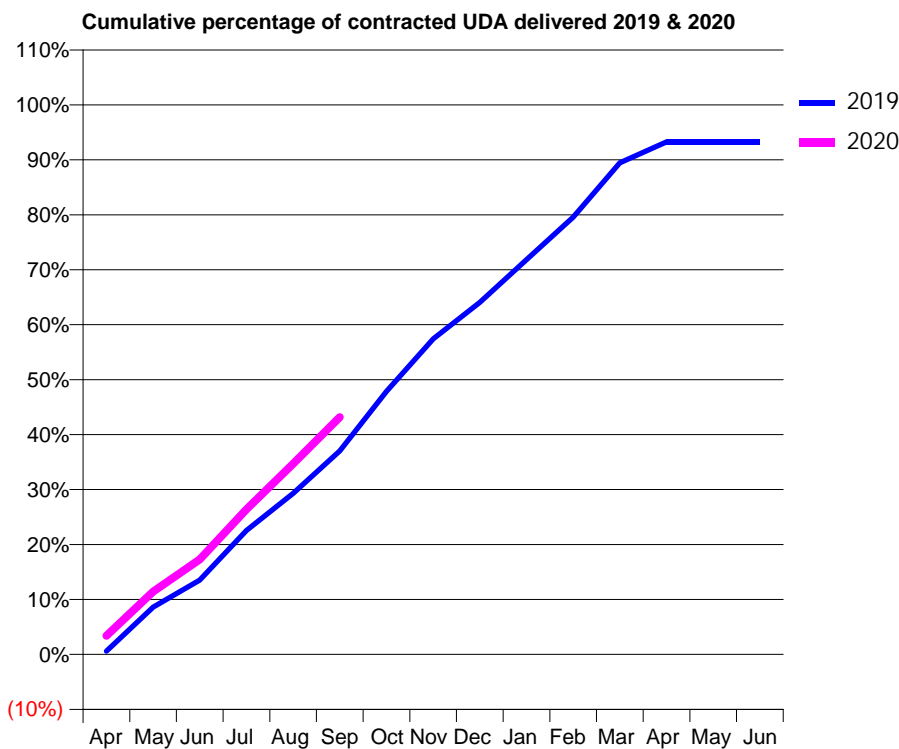
19/20 Contracted general activity (UDA)	14,442
Carry forward general activity (UDA)	0
19/20 Contracted orthodontic activity (UOA)	0
Carry forward orthodontic activity (UOA)	0
Baseline contract value	£517,341.74

### ACCESS\*

Patients seen in 24 months	Total	Change since previous quarter
Quarter ending September 2018	5,078	
Quarter ending December 2018	5,216	↑
Quarter ending March 2019	5,348	↑
Quarter ending June 2019	5,428	→
Quarter ending September 2019	5,614	↑
<b>Variance since September 2018</b>	<b>10.6%</b>	<b>↑</b>



### ACTIVITY



Month	2019	2020
April	86	492
May	1,243	1,652
June	1,954	2,498
July	3,258	3,812
August	4,235	5,010
September	5,349	6,238
October	6,914	
November	8,294	
December	9,249	
January	10,374	
February	11,495	
March	12,917	
April	13,472	
May	13,472	
June	13,472	

### QUALITY

	Quantity	Base Number	Contract	AT	Region	England
% of FP17s for the same patient ID Re-attending within 3 months - Children	20	750	2.7%	9.3%	12.1%	11.5%
% of FP17s for the same patient ID Re-attending within 3 months - Adults	207	2,693	7.7%	12.3%	15.6%	15.4%
% of FP17s for the same patient ID Re-attending between 3 & 9 months - Children	411	750	54.8%	64.4%	61.2%	59.7%
% of FP17s for the same patient ID Re-attending between 3 & 9 months - Adults	1,124	2,693	41.7%	55.8%	54.3%	51.7%
% of FP17s for Band 1 Urgent Courses	123	3,209	3.8%	7.8%	9.1%	9.2%
% of FP17s Relating to Free Repair or Replacements	3	3,209	0.1%	0.9%	0.9%	0.7%
% of FP17s Relating to Continuations	38	3,209	1.2%	0.9%	1.0%	0.8%
% of Patients satisfied with the dentistry they have received	2	2	N/A	94.0%	94.4%	93.5%
% of Patients satisfied with the time they had to wait for an appointment	1	2	N/A	89.8%	88.1%	87.4%

\* This is based on patients treated on this contract for their most recent course of treatment. Figures in italics indicate the base number of FP17s or Patient Questionnaire responses are less than 100. N/A is shown where the base number of responses is less than 10 during the period. % is calculated as Quantity/Base number\*100

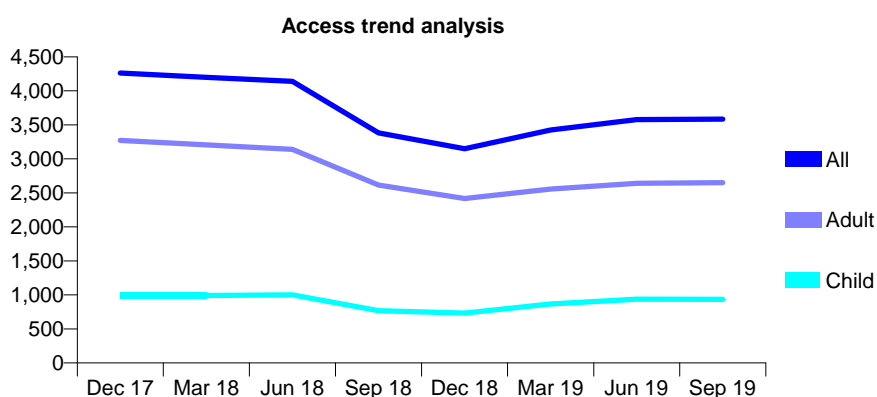
## Q50 - Vital Signs At a Glance Contract Report for 137545/0001 - September 2019

Name or company name	The Dental Design Studio
Contract type name	GDS Contract
Purpose of contract	General
Contract start date	01/05/2015
Contract end date	

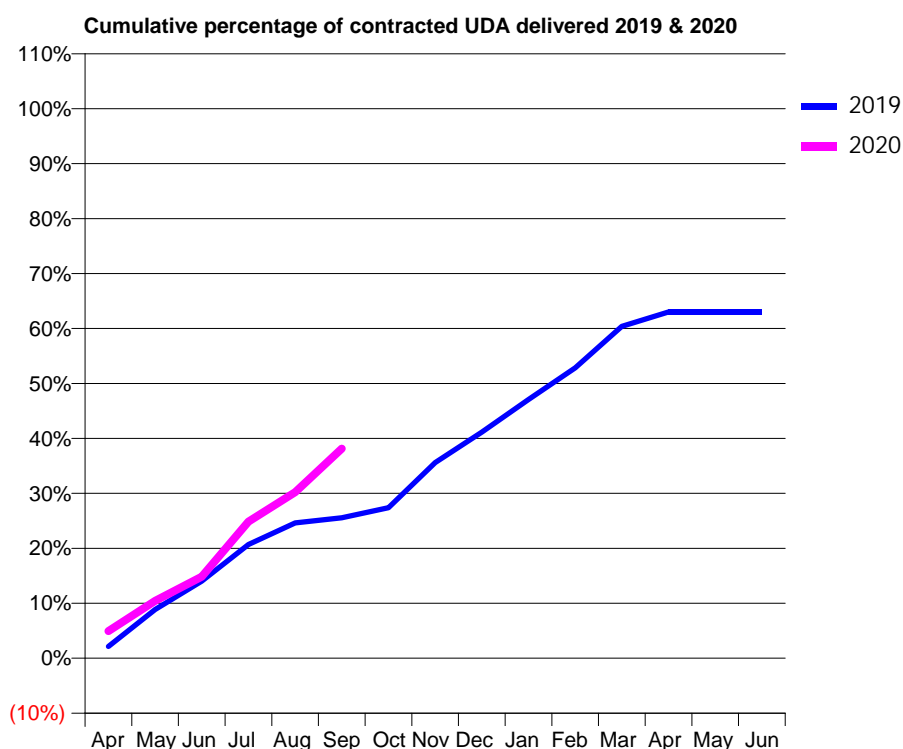
19/20 Contracted general activity (UDA)	11,000
Carry forward general activity (UDA)	0
19/20 Contracted orthodontic activity (UOA)	0
Carry forward orthodontic activity (UOA)	0
Baseline contract value	£363,185.36

### ACCESS\*

Patients seen in 24 months	Total	Change since previous quarter
Quarter ending September 2018	3,383	
Quarter ending December 2018	3,150	↓
Quarter ending March 2019	3,424	↑
Quarter ending June 2019	3,578	↑
Quarter ending September 2019	3,586	→
<b>Variance since September 2018</b>	<b>6.0%</b>	<b>↑</b>



### ACTIVITY



Month	2019	2020
April	237	542
May	974	1,149
June	1,541	1,633
July	2,275	2,734
August	2,707	3,326
September	2,813	4,195
October	3,013	
November	3,918	
December	4,527	
January	5,178	
February	5,814	
March	6,643	
April	6,930	
May	6,932	
June	6,932	

### QUALITY

	Quantity	Base Number	Contract	AT	Region	England
% of FP17s for the same patient ID Re-attending within 3 months - Children	53	775	6.8%	9.3%	12.1%	11.5%
% of FP17s for the same patient ID Re-attending within 3 months - Adults	241	2,088	11.5%	12.3%	15.6%	15.4%
% of FP17s for the same patient ID Re-attending between 3 & 9 months - Children	458	775	59.1%	64.4%	61.2%	59.7%
% of FP17s for the same patient ID Re-attending between 3 & 9 months - Adults	1,076	2,088	51.5%	55.8%	54.3%	51.7%
% of FP17s for Band 1 Urgent Courses	218	2,680	8.1%	7.8%	9.1%	9.2%
% of FP17s Relating to Free Repair or Replacements	7	2,680	0.3%	0.9%	0.9%	0.7%
% of FP17s Relating to Continuations	31	2,680	1.2%	0.9%	1.0%	0.8%
% of Patients satisfied with the dentistry they have received	1	1	N/A	94.0%	94.4%	93.5%
% of Patients satisfied with the time they had to wait for an appointment	1	1	N/A	89.8%	88.1%	87.4%

\* This is based on patients treated on this contract for their most recent course of treatment.

Figures in italics indicate the base number of FP17s or Patient Questionnaire responses are less than 100. N/A is shown where the base number of responses is less than 10 during the period. % is calculated as Quantity/Base number\*100

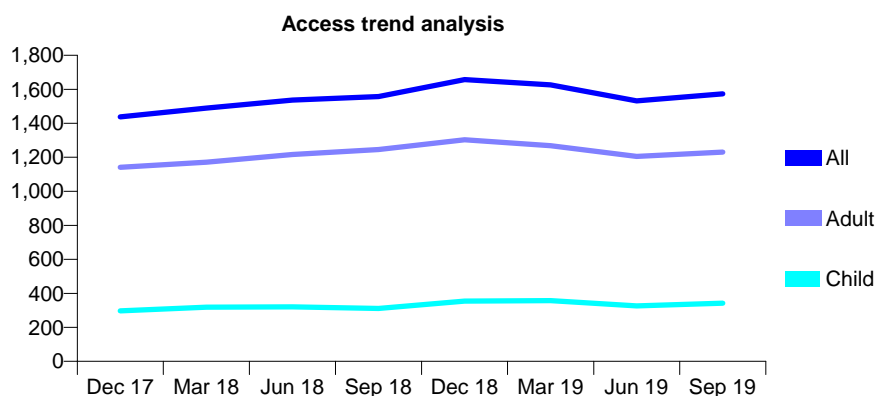
## Q50 - Vital Signs At a Glance Contract Report for 137561/0001 - September 2019

Name or company name	The Limes Dental Practice
Contract type name	GDS Contract
Purpose of contract	General
Contract start date	01/09/2011
Contract end date	

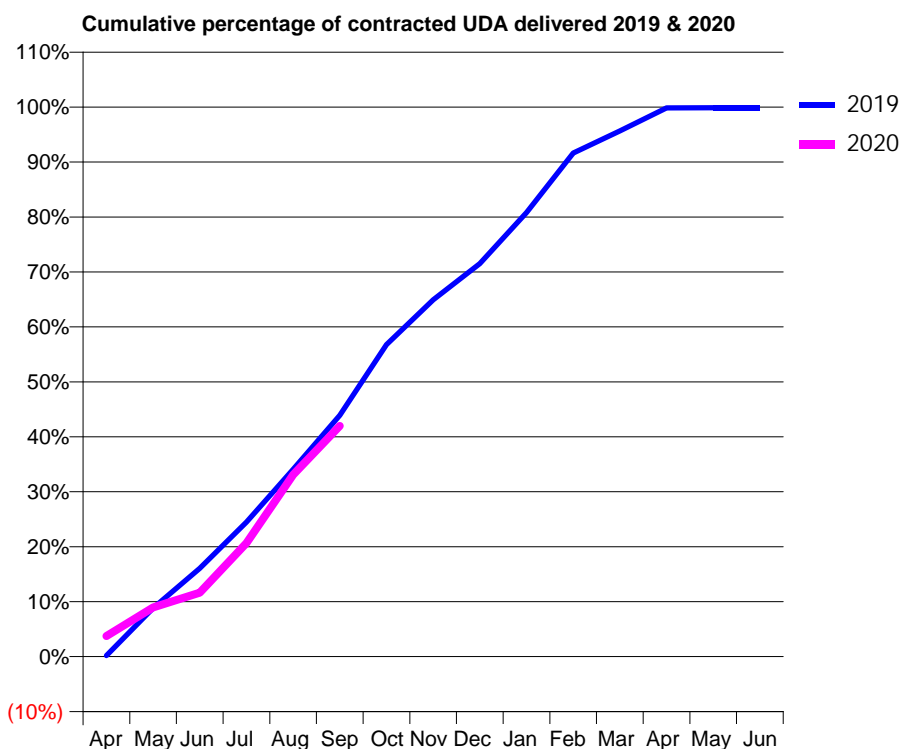
19/20 Contracted general activity (UDA)	3,877
Carry forward general activity (UDA)	5
19/20 Contracted orthodontic activity (UOA)	0
Carry forward orthodontic activity (UOA)	0
Baseline contract value	£125,585.13

### ACCESS\*

Patients seen in 24 months	Total	Change since previous quarter
Quarter ending September 2018	1,557	
Quarter ending December 2018	1,657	↑
Quarter ending March 2019	1,626	↓
Quarter ending June 2019	1,531	↓
Quarter ending September 2019	1,573	↑
<b>Variance since September 2018</b>	<b>1.0%</b>	→



### ACTIVITY



Month	Adjusted Scheduled Activity (UDA)	
	2019	2020
April	8	146
May	343	347
June	623	451
July	949	801
August	1,322	1,284
September	1,703	1,627
October	2,201	
November	2,517	
December	2,772	
January	3,133	
February	3,552	
March	3,708	
April	3,871	
May	3,872	
June	3,872	

### QUALITY

	Quantity	Base Number	Contract	AT	Region	England
% of FP17s for the same patient ID Re-attending within 3 months - Children	8	291	2.7%	9.3%	12.1%	11.5%
% of FP17s for the same patient ID Re-attending within 3 months - Adults	58	819	7.1%	12.3%	15.6%	15.4%
% of FP17s for the same patient ID Re-attending between 3 & 9 months - Children	162	291	55.7%	64.4%	61.2%	59.7%
% of FP17s for the same patient ID Re-attending between 3 & 9 months - Adults	274	819	33.5%	55.8%	54.3%	51.7%
% of FP17s for Band 1 Urgent Courses	54	1,028	5.3%	7.8%	9.1%	9.2%
% of FP17s Relating to Free Repair or Replacements	17	1,028	1.7%	0.9%	0.9%	0.7%
% of FP17s Relating to Continuations	10	1,028	1.0%	0.9%	1.0%	0.8%
% of Patients satisfied with the dentistry they have received	0	0	N/A	94.0%	94.4%	93.5%
% of Patients satisfied with the time they had to wait for an appointment	0	0	N/A	89.8%	88.1%	87.4%

\* This is based on patients treated on this contract for their most recent course of treatment. Figures in italics indicate the base number of FP17s or Patient Questionnaire responses are less than 100. N/A is shown where the base number of responses is less than 10 during the period. % is calculated as Quantity/Base number\*100

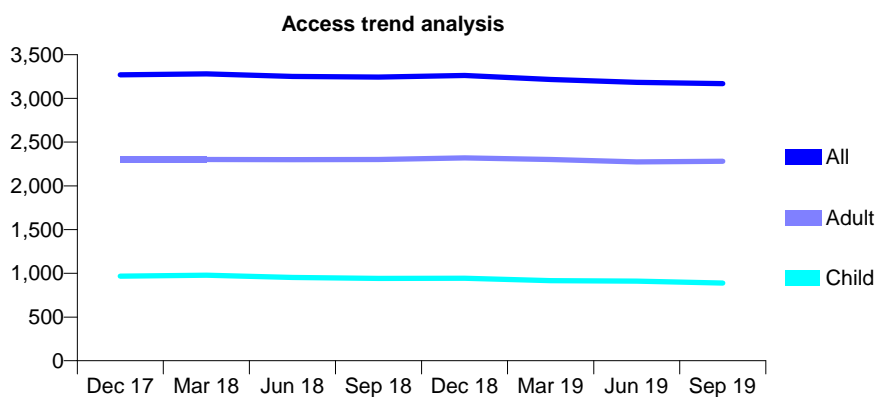
## Q50 - Vital Signs At a Glance Contract Report for 139017/0001 - September 2019

Name or company name	Bottesford Dental Practice
Contract type name	GDS Contract
Purpose of contract	General
Contract start date	01/06/2011
Contract end date	

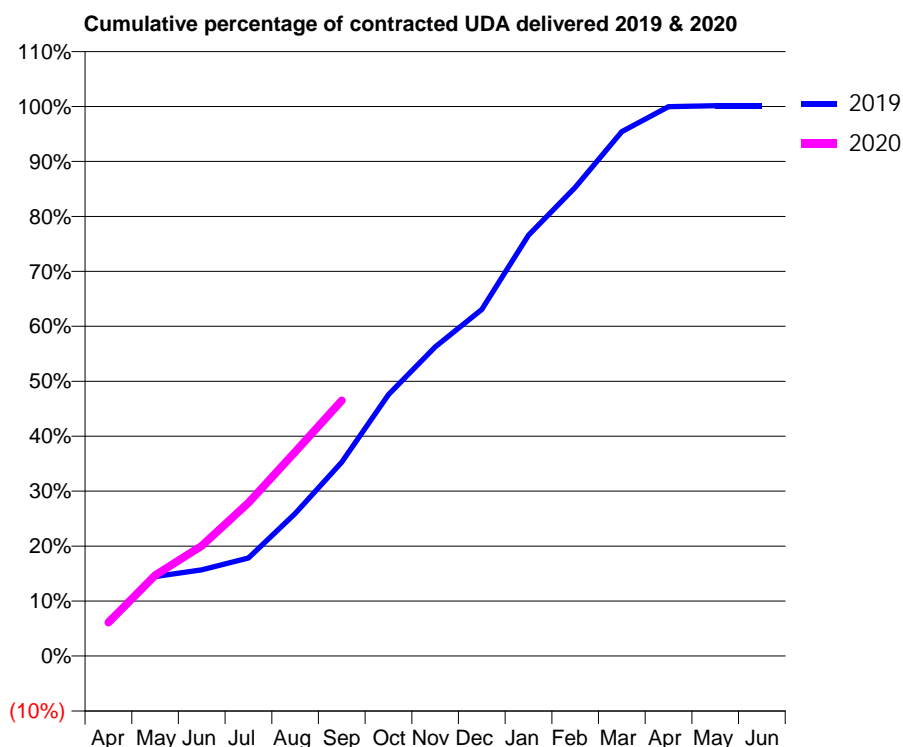
19/20 Contracted general activity (UDA)	7,204
Carry forward general activity (UDA)	-10
19/20 Contracted orthodontic activity (UOA)	0
Carry forward orthodontic activity (UOA)	0
Baseline contract value	£230,132.27

### ACCESS\*

Patients seen in 24 months	Total	Change since previous quarter
Quarter ending September 2018	3,244	
Quarter ending December 2018	3,263	→
Quarter ending March 2019	3,217	↓
Quarter ending June 2019	3,184	↓
Quarter ending September 2019	3,168	→
<b>Variance since September 2018</b>	<b>(2.3%)</b>	<b>↓</b>



### ACTIVITY



Month	Adjusted Scheduled Activity (UDA)	
	2019	2020
April	462	439
May	1,042	1,059
June	1,130	1,445
July	1,286	2,010
August	1,868	2,675
September	2,541	3,349
October	3,427	
November	4,052	
December	4,542	
January	5,516	
February	6,144	
March	6,872	
April	7,202	
May	7,214	
June	7,214	

### QUALITY

	Quantity	Base Number	Contract	AT	Region	England
% of FP17s for the same patient ID Re-attending within 3 months - Children	54	668	8.1%	9.3%	12.1%	11.5%
% of FP17s for the same patient ID Re-attending within 3 months - Adults	113	1,205	9.4%	12.3%	15.6%	15.4%
% of FP17s for the same patient ID Re-attending between 3 & 9 months - Children	398	668	59.6%	64.4%	61.2%	59.7%
% of FP17s for the same patient ID Re-attending between 3 & 9 months - Adults	425	1,205	35.3%	55.8%	54.3%	51.7%
% of FP17s for Band 1 Urgent Courses	98	1,746	5.6%	7.8%	9.1%	9.2%
% of FP17s Relating to Free Repair or Replacements	12	1,746	0.7%	0.9%	0.9%	0.7%
% of FP17s Relating to Continuations	25	1,746	1.4%	0.9%	1.0%	0.8%
% of Patients satisfied with the dentistry they have received	1	1	N/A	94.0%	94.4%	93.5%
% of Patients satisfied with the time they had to wait for an appointment	1	1	N/A	89.8%	88.1%	87.4%

\* This is based on patients treated on this contract for their most recent course of treatment. Figures in italics indicate the base number of FP17s or Patient Questionnaire responses are less than 100. N/A is shown where the base number of responses is less than 10 during the period. % is calculated as Quantity/Base number\*100

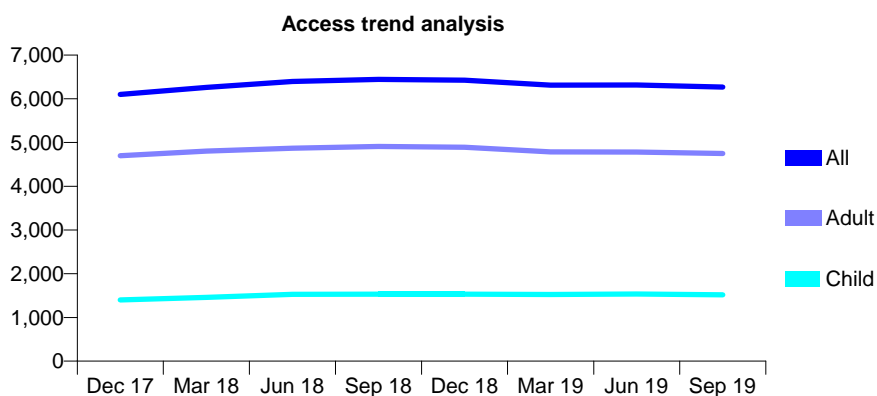
## Q50 - Vital Signs At a Glance Contract Report for 139300/0001 - September 2019

Name or company name	Grassington Dental Care Ltd
Contract type name	GDS Contract
Purpose of contract	General
Contract start date	01/07/2014
Contract end date	

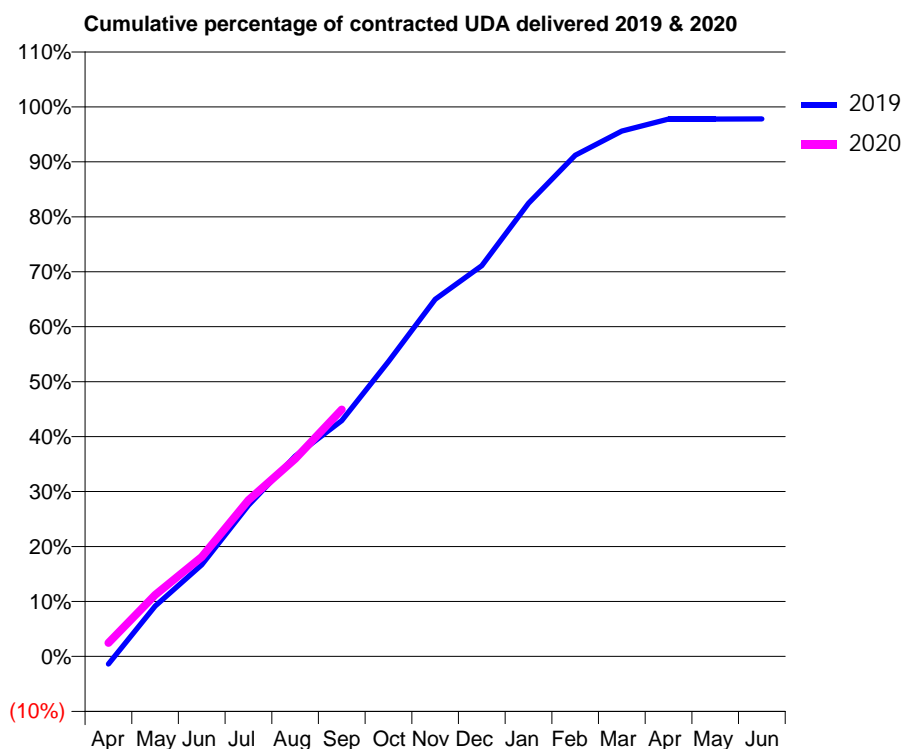
19/20 Contracted general activity (UDA)	16,308
Carry forward general activity (UDA)	357
19/20 Contracted orthodontic activity (UOA)	0
Carry forward orthodontic activity (UOA)	0
Baseline contract value	£450,807.54

### ACCESS\*

Patients seen in 24 months	Total	Change since previous quarter
Quarter ending September 2018	6,442	
Quarter ending December 2018	6,424	→
Quarter ending March 2019	6,312	↓
Quarter ending June 2019	6,316	→
Quarter ending September 2019	6,266	→
<b>Variance since September 2018</b>	<b>(2.7%)</b>	<b>↓</b>



### ACTIVITY



Month	2019	2020
April	-226	402
May	1,494	1,828
June	2,721	2,954
July	4,486	4,640
August	5,944	5,861
September	7,000	7,327
October	8,754	
November	10,596	
December	11,592	
January	13,447	
February	14,873	
March	15,589	
April	15,948	
May	15,948	
June	15,951	

### QUALITY

	Quantity	Base Number	Contract	AT	Region	England
% of FP17s for the same patient ID Re-attending within 3 months - Children	84	1,313	6.4%	9.3%	12.1%	11.5%
% of FP17s for the same patient ID Re-attending within 3 months - Adults	456	3,442	13.2%	12.3%	15.6%	15.4%
% of FP17s for the same patient ID Re-attending between 3 & 9 months - Children	927	1,313	70.6%	64.4%	61.2%	59.7%
% of FP17s for the same patient ID Re-attending between 3 & 9 months - Adults	2,088	3,442	60.7%	55.8%	54.3%	51.7%
% of FP17s for Band 1 Urgent Courses	415	4,535	9.2%	7.8%	9.1%	9.2%
% of FP17s Relating to Free Repair or Replacements	44	4,535	1.0%	0.9%	0.9%	0.7%
% of FP17s Relating to Continuations	62	4,535	1.4%	0.9%	1.0%	0.8%
% of Patients satisfied with the dentistry they have received	3	3	N/A	94.0%	94.4%	93.5%
% of Patients satisfied with the time they had to wait for an appointment	3	3	N/A	89.8%	88.1%	87.4%

\* This is based on patients treated on this contract for their most recent course of treatment. Figures in italics indicate the base number of FP17s or Patient Questionnaire responses are less than 100. N/A is shown where the base number of responses is less than 10 during the period. % is calculated as Quantity/Base number\*100

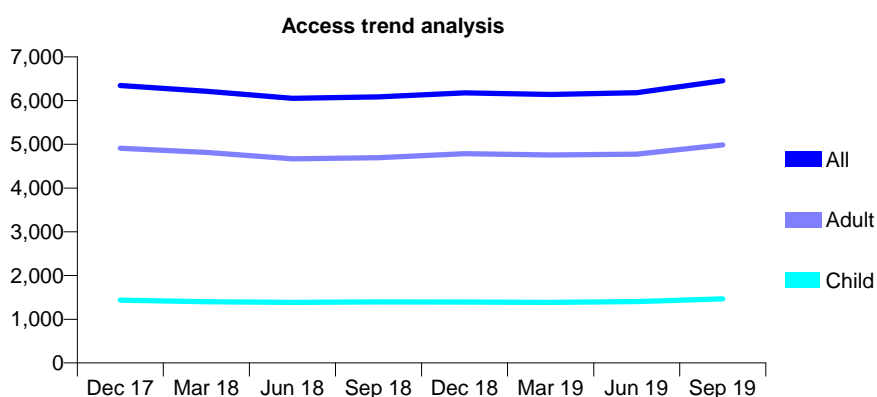
## Q50 - Vital Signs At a Glance Contract Report for 143332/0001 - September 2019

Name or company name	Cleethorpes Dental Practice Limited
Contract type name	GDS Contract
Purpose of contract	General
Contract start date	01/07/2012
Contract end date	

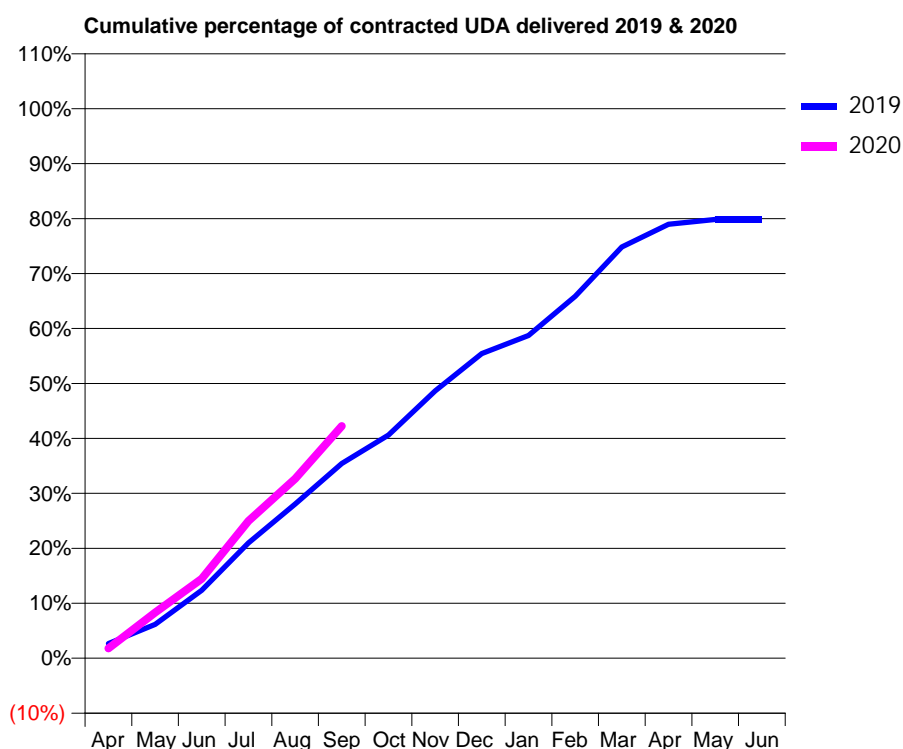
19/20 Contracted general activity (UDA)	21,404
Carry forward general activity (UDA)	0
19/20 Contracted orthodontic activity (UOA)	0
Carry forward orthodontic activity (UOA)	0
Baseline contract value	£726,017.52

### ACCESS\*

Patients seen in 24 months	Total	Change since previous quarter
Quarter ending September 2018	6,088	
Quarter ending December 2018	6,178	→
Quarter ending March 2019	6,141	→
Quarter ending June 2019	6,180	→
Quarter ending September 2019	6,455	↑
<b>Variance since September 2018</b>	<b>6.0%</b>	<b>↑</b>



### ACTIVITY



Month	2019	2020
April	568	385
May	1,318	1,780
June	2,648	3,096
July	4,491	5,349
August	6,009	6,995
September	7,582	9,042
October	8,693	
November	10,414	
December	11,864	
January	12,569	
February	14,096	
March	16,015	
April	16,902	
May	17,093	
June	17,093	

### QUALITY

	Quantity	Base Number	Contract	AT	Region	England
% of FP17s for the same patient ID Re-attending within 3 months - Children	58	1,068	5.4%	9.3%	12.1%	11.5%
% of FP17s for the same patient ID Re-attending within 3 months - Adults	434	3,422	12.7%	12.3%	15.6%	15.4%
% of FP17s for the same patient ID Re-attending between 3 & 9 months - Children	555	1,068	52.0%	64.4%	61.2%	59.7%
% of FP17s for the same patient ID Re-attending between 3 & 9 months - Adults	1,693	3,422	49.5%	55.8%	54.3%	51.7%
% of FP17s for Band 1 Urgent Courses	127	4,093	3.1%	7.8%	9.1%	9.2%
% of FP17s Relating to Free Repair or Replacements	67	4,093	1.6%	0.9%	0.9%	0.7%
% of FP17s Relating to Continuations	99	4,093	2.4%	0.9%	1.0%	0.8%
% of Patients satisfied with the dentistry they have received	2	2	N/A	94.0%	94.4%	93.5%
% of Patients satisfied with the time they had to wait for an appointment	2	2	N/A	89.8%	88.1%	87.4%

\* This is based on patients treated on this contract for their most recent course of treatment.

Figures in italics indicate the base number of FP17s or Patient Questionnaire responses are less than 100. N/A is shown where the base number of responses is less than 10 during the period. % is calculated as Quantity/Base number\*100

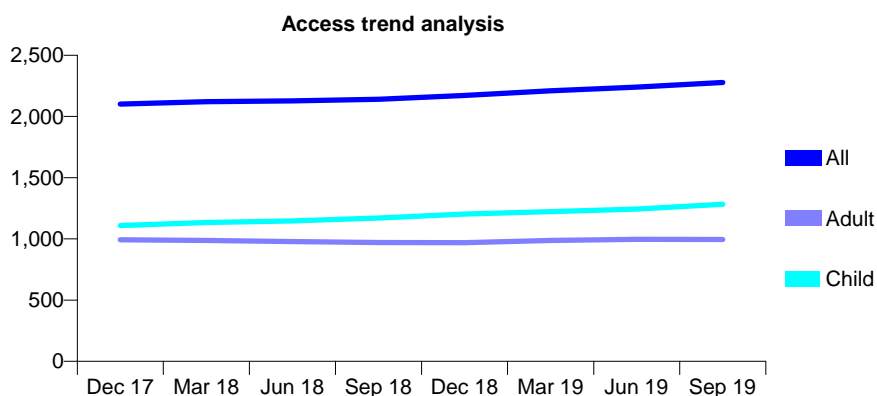
## Q50 - Vital Signs At a Glance Contract Report for 143464/0001 - September 2019

Name or company name	The Dental Health Practice Ltd.
Contract type name	GDS Contract
Purpose of contract	General and Orthodontic
Contract start date	01/01/2009
Contract end date	

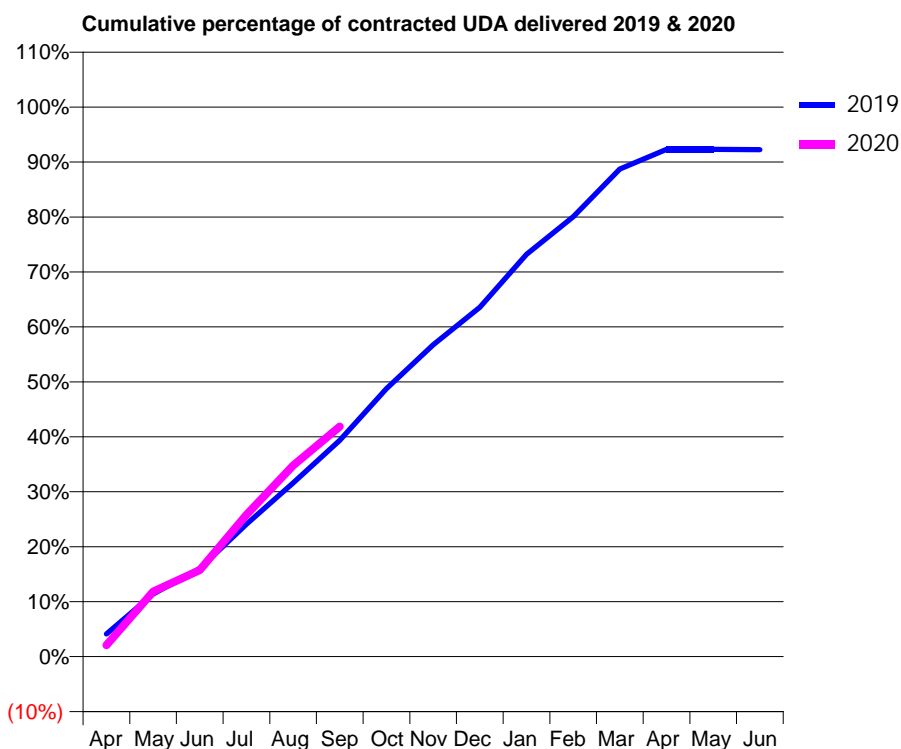
19/20 Contracted general activity (UDA)	5,931
Carry forward general activity (UDA)	0
19/20 Contracted orthodontic activity (UOA)	585
Carry forward orthodontic activity (UOA)	-6
Baseline contract value	£230,731.86

### ACCESS\*

Patients seen in 24 months	Total	Change since previous quarter
Quarter ending September 2018	2,140	
Quarter ending December 2018	2,172	→
Quarter ending March 2019	2,210	→
Quarter ending June 2019	2,240	→
Quarter ending September 2019	2,278	→
<b>Variance since September 2018</b>	<b>6.4%</b>	<b>↑</b>



### ACTIVITY



Month	Adjusted Scheduled Activity (UDA)	
	2019	2020
April	244	125
May	677	702
June	950	933
July	1,430	1,533
August	1,875	2,063
September	2,336	2,484
October	2,893	
November	3,366	
December	3,770	
January	4,341	
February	4,747	
March	5,261	
April	5,474	
May	5,474	
June	5,471	

### QUALITY

	Quantity	Base Number	Contract	AT	Region	England
% of FP17s for the same patient ID Re-attending within 3 months - Children	108	1,076	10.0%	9.3%	12.1%	11.5%
% of FP17s for the same patient ID Re-attending within 3 months - Adults	66	643	10.3%	12.3%	15.6%	15.4%
% of FP17s for the same patient ID Re-attending between 3 & 9 months - Children	695	1,076	64.6%	64.4%	61.2%	59.7%
% of FP17s for the same patient ID Re-attending between 3 & 9 months - Adults	390	643	60.7%	55.8%	54.3%	51.7%
% of FP17s for Band 1 Urgent Courses	58	1,562	3.7%	7.8%	9.1%	9.2%
% of FP17s Relating to Free Repair or Replacements	3	1,562	0.2%	0.9%	0.9%	0.7%
% of FP17s Relating to Continuations	5	1,562	0.3%	0.9%	1.0%	0.8%
% of Patients satisfied with the dentistry they have received	0	0	N/A	94.0%	94.4%	93.5%
% of Patients satisfied with the time they had to wait for an appointment	0	0	N/A	89.8%	88.1%	87.4%

\* This is based on patients treated on this contract for their most recent course of treatment. Figures in italics indicate the base number of FP17s or Patient Questionnaire responses are less than 100. N/A is shown where the base number of responses is less than 10 during the period. % is calculated as Quantity/Base number\*100

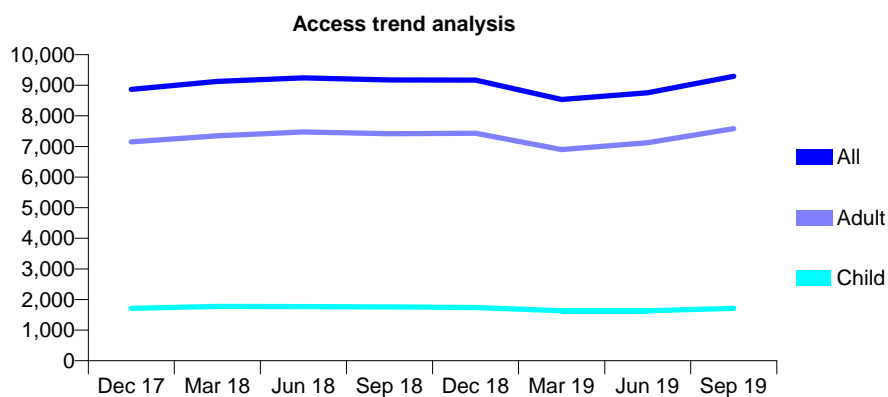
## Q50 - Vital Signs At a Glance Contract Report for 143782/0001 - September 2019

Name or company name	Mr R Sharma
Contract type name	GDS Contract
Purpose of contract	General
Contract start date	01/04/2013
Contract end date	

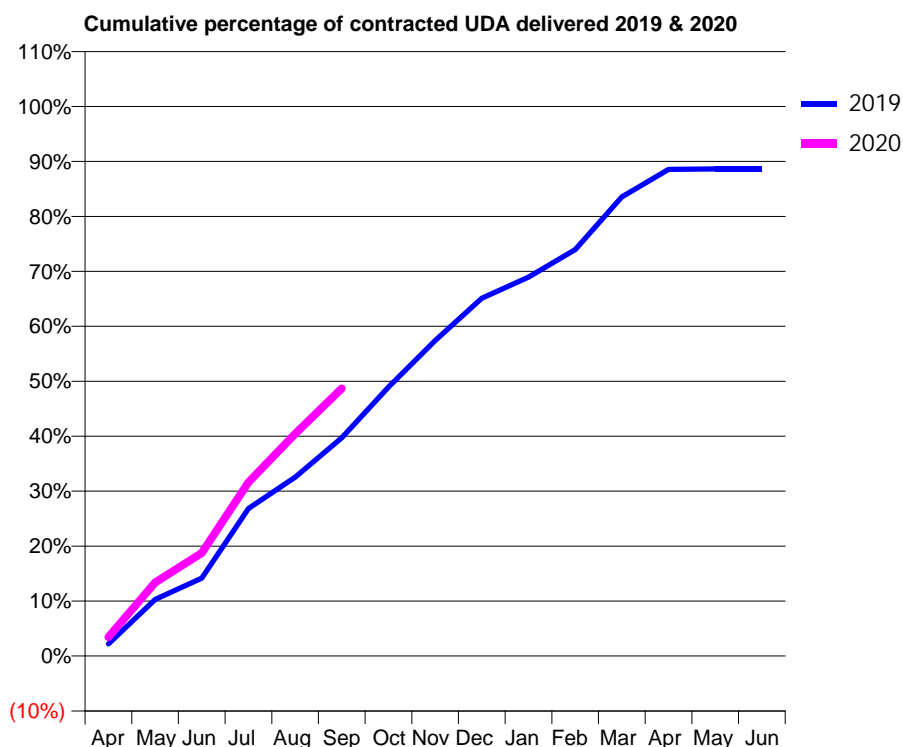
19/20 Contracted general activity (UDA)	23,860
Carry forward general activity (UDA)	0
19/20 Contracted orthodontic activity (UOA)	0
Carry forward orthodontic activity (UOA)	0
Baseline contract value	£769,319.46

### ACCESS\*

Patients seen in 24 months	Total	Change since previous quarter
Quarter ending September 2018	9,175	
Quarter ending December 2018	9,172	→
Quarter ending March 2019	8,532	↓
Quarter ending June 2019	8,757	↑
Quarter ending September 2019	9,293	↑
<b>Variance since September 2018</b>	<b>1.3%</b>	<b>→</b>



### ACTIVITY



Month	Adjusted Scheduled Activity (UDA)	
	2019	2020
April	525	825
May	2,455	3,195
June	3,386	4,472
July	6,400	7,544
August	7,768	9,647
September	9,473	11,615
October	11,676	
November	13,696	
December	15,530	
January	16,450	
February	17,645	
March	19,931	
April	21,127	
May	21,147	
June	21,147	

### QUALITY

	Quantity	Base Number	Contract	AT	Region	England
% of FP17s for the same patient ID Re-attending within 3 months - Children	56	997	5.6%	9.3%	12.1%	11.5%
% of FP17s for the same patient ID Re-attending within 3 months - Adults	467	4,294	10.9%	12.3%	15.6%	15.4%
% of FP17s for the same patient ID Re-attending between 3 & 9 months - Children	349	997	35.0%	64.4%	61.2%	59.7%
% of FP17s for the same patient ID Re-attending between 3 & 9 months - Adults	1,043	4,294	24.3%	55.8%	54.3%	51.7%
% of FP17s for Band 1 Urgent Courses	490	4,857	10.1%	7.8%	9.1%	9.2%
% of FP17s Relating to Free Repair or Replacements	46	4,857	0.9%	0.9%	0.9%	0.7%
% of FP17s Relating to Continuations	85	4,857	1.8%	0.9%	1.0%	0.8%
% of Patients satisfied with the dentistry they have received	6	6	N/A	94.0%	94.4%	93.5%
% of Patients satisfied with the time they had to wait for an appointment	6	6	N/A	89.8%	88.1%	87.4%

\* This is based on patients treated on this contract for their most recent course of treatment. Figures in italics indicate the base number of FP17s or Patient Questionnaire responses are less than 100. N/A is shown where the base number of responses is less than 10 during the period. % is calculated as Quantity/Base number\*100



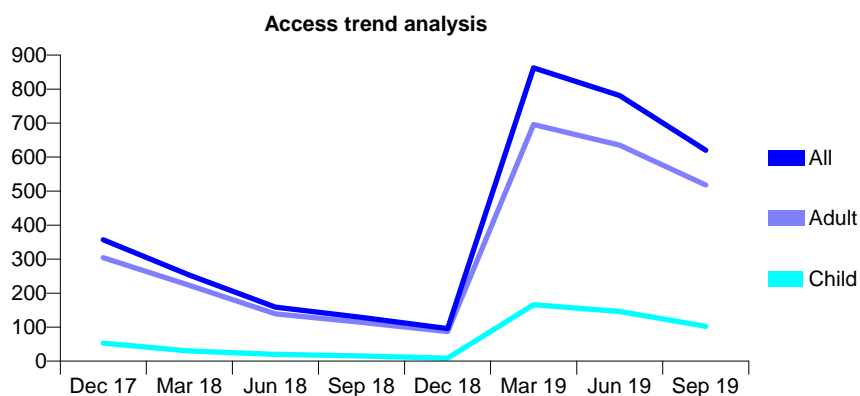
## Q50 - Vital Signs At a Glance Contract Report for 143782/0002 - September 2019

Name or company name	Mr R Sharma
Contract type name	GDS Contract
Purpose of contract	General
Contract start date	01/04/2013
Contract end date	

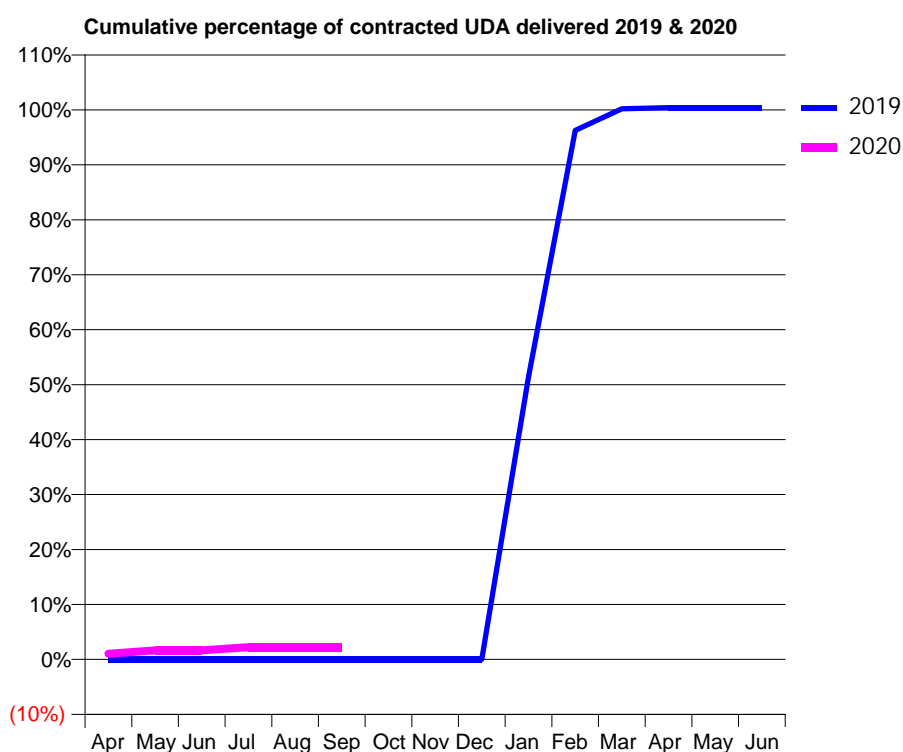
19/20 Contracted general activity (UDA)	2,446
Carry forward general activity (UDA)	-10
19/20 Contracted orthodontic activity (UOA)	0
Carry forward orthodontic activity (UOA)	0
Baseline contract value	£67,525.06

### ACCESS\*

Patients seen in 24 months	Total	Change since previous quarter
Quarter ending September 2018	129	
Quarter ending December 2018	96	↓
Quarter ending March 2019	862	↑
Quarter ending June 2019	781	↓
Quarter ending September 2019	620	↓
<b>Variance since September 2018</b>	<b>380.6%</b>	<b>↑</b>



### ACTIVITY



Month	Adjusted Scheduled Activity (UDA)	
	2019	2020
April	0	25
May	0	40
June	0	40
July	0	55
August	0	55
September	0	55
October	0	
November	0	
December	0	
January	1,257	
February	2,355	
March	2,451	
April	2,456	
May	2,456	
June	2,456	

### QUALITY

	Quantity	Base Number	Contract	AT	Region	England
% of FP17s for the same patient ID Re-attending within 3 months - Children	0	2	0.0%	9.3%	12.1%	11.5%
% of FP17s for the same patient ID Re-attending within 3 months - Adults	1	8	12.5%	12.3%	15.6%	15.4%
% of FP17s for the same patient ID Re-attending between 3 & 9 months - Children	0	2	0.0%	64.4%	61.2%	59.7%
% of FP17s for the same patient ID Re-attending between 3 & 9 months - Adults	0	8	0.0%	55.8%	54.3%	51.7%
% of FP17s for Band 1 Urgent Courses	0	6	0.0%	7.8%	9.1%	9.2%
% of FP17s Relating to Free Repair or Replacements	0	6	0.0%	0.9%	0.9%	0.7%
% of FP17s Relating to Continuations	1	6	16.7%	0.9%	1.0%	0.8%
% of Patients satisfied with the dentistry they have received	1	1	N/A	94.0%	94.4%	93.5%
% of Patients satisfied with the time they had to wait for an appointment	1	1	N/A	89.8%	88.1%	87.4%

\* This is based on patients treated on this contract for their most recent course of treatment. Figures in italics indicate the base number of FP17s or Patient Questionnaire responses are less than 100. N/A is shown where the base number of responses is less than 10 during the period. % is calculated as Quantity/Base number\*100

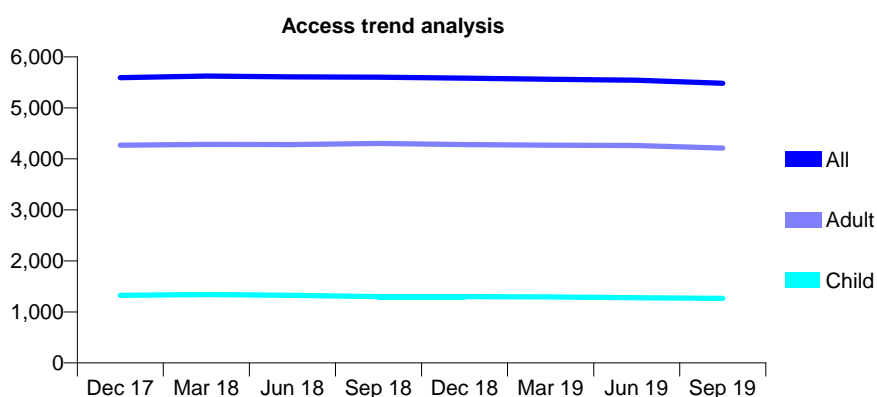
## Q50 - Vital Signs At a Glance Contract Report for 145777/0001 - September 2019

Name or company name	Burnby Lane Dental Practice
Contract type name	GDS Contract
Purpose of contract	General
Contract start date	28/03/2014
Contract end date	

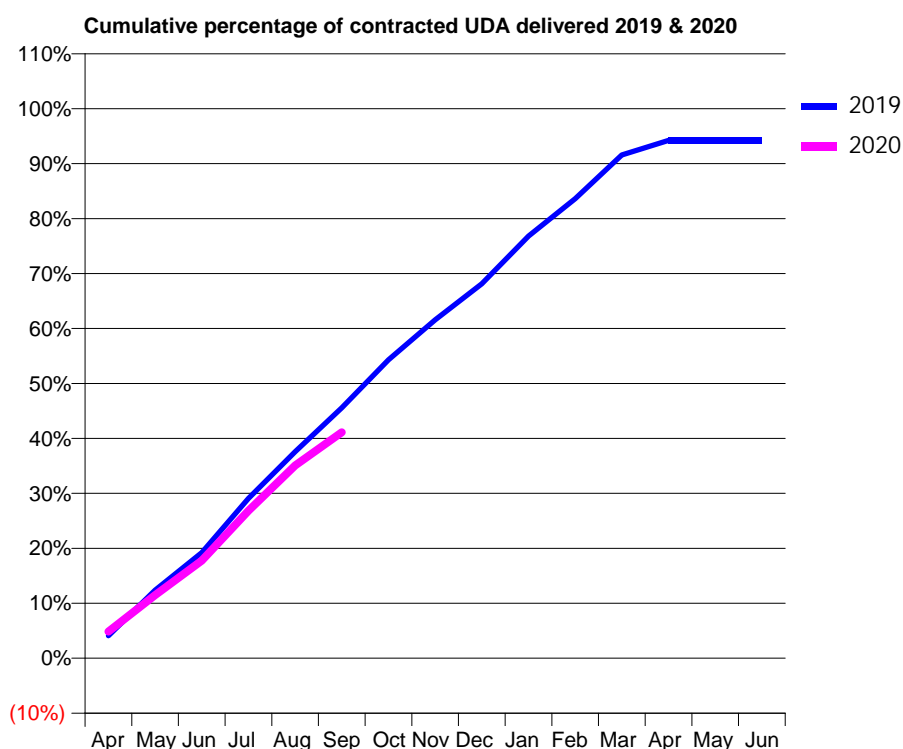
19/20 Contracted general activity (UDA)	14,520
Carry forward general activity (UDA)	0
19/20 Contracted orthodontic activity (UOA)	0
Carry forward orthodontic activity (UOA)	0
Baseline contract value	£427,099.27

### ACCESS\*

Patients seen in 24 months	Total	Change since previous quarter
Quarter ending September 2018	5,602	
Quarter ending December 2018	5,582	→
Quarter ending March 2019	5,561	→
Quarter ending June 2019	5,540	→
Quarter ending September 2019	5,480	↓
<b>Variance since September 2018</b>	<b>(2.2%)</b>	<b>↓</b>



### ACTIVITY



Month	2019	2020
April	594	704
May	1,800	1,667
June	2,787	2,577
July	4,224	3,894
August	5,456	5,095
September	6,617	5,969
October	7,884	
November	8,940	
December	9,894	
January	11,155	
February	12,146	
March	13,298	
April	13,680	
May	13,680	
June	13,680	

### QUALITY

	Quantity	Base Number	Contract	AT	Region	England
% of FP17s for the same patient ID Re-attending within 3 months - Children	49	1,043	4.7%	9.3%	12.1%	11.5%
% of FP17s for the same patient ID Re-attending within 3 months - Adults	343	2,711	12.7%	12.3%	15.6%	15.4%
% of FP17s for the same patient ID Re-attending between 3 & 9 months - Children	750	1,043	71.9%	64.4%	61.2%	59.7%
% of FP17s for the same patient ID Re-attending between 3 & 9 months - Adults	1,295	2,711	47.8%	55.8%	54.3%	51.7%
% of FP17s for Band 1 Urgent Courses	346	3,525	9.8%	7.8%	9.1%	9.2%
% of FP17s Relating to Free Repair or Replacements	63	3,525	1.8%	0.9%	0.9%	0.7%
% of FP17s Relating to Continuations	39	3,525	1.1%	0.9%	1.0%	0.8%
% of Patients satisfied with the dentistry they have received	5	5	N/A	94.0%	94.4%	93.5%
% of Patients satisfied with the time they had to wait for an appointment	5	5	N/A	89.8%	88.1%	87.4%

\* This is based on patients treated on this contract for their most recent course of treatment.

Figures in italics indicate the base number of FP17s or Patient Questionnaire responses are less than 100. N/A is shown where the base number of responses is less than 10 during the period. % is calculated as Quantity/Base number\*100

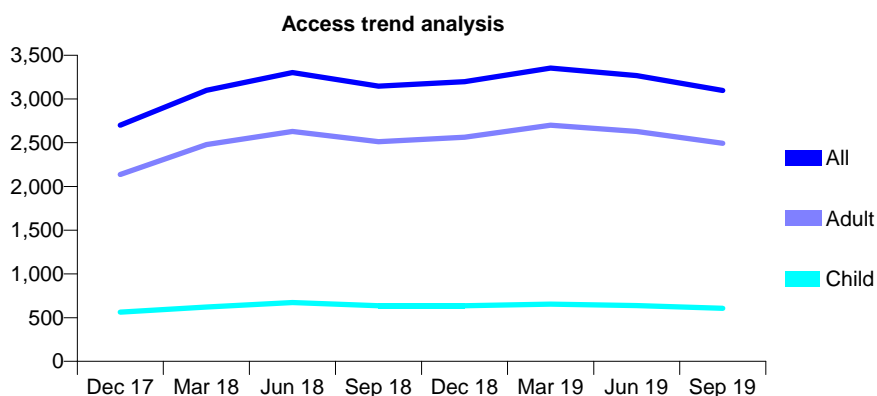
## Q50 - Vital Signs At a Glance Contract Report for 146269/0001 - September 2019

Name or company name	Ishak Practices Ltd
Contract type name	GDS Contract
Purpose of contract	General
Contract start date	01/04/2011
Contract end date	

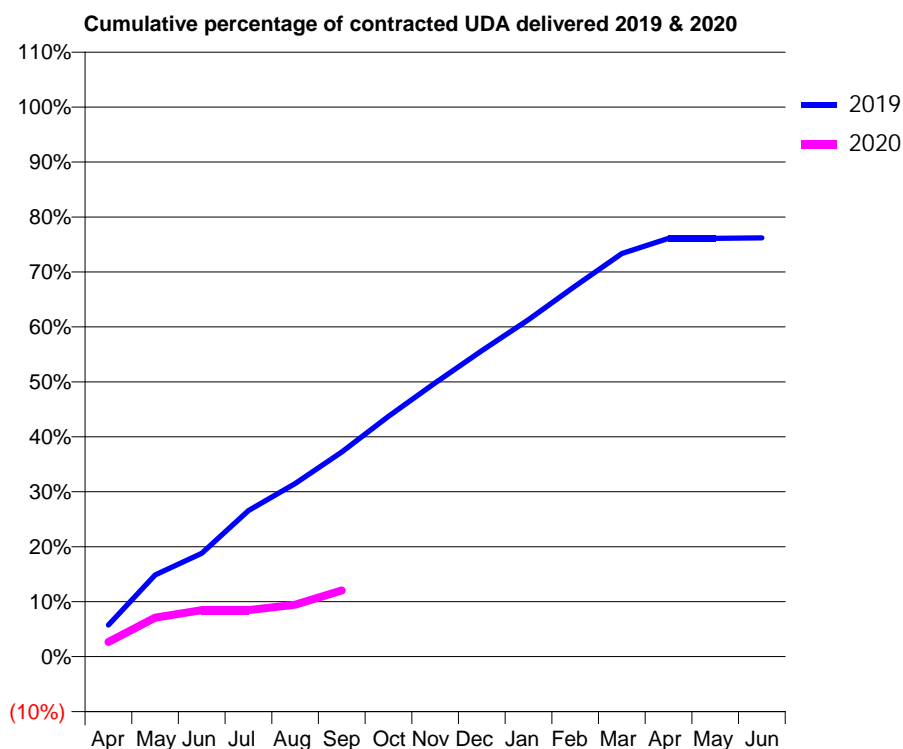
19/20 Contracted general activity (UDA)	16,000
Carry forward general activity (UDA)	0
19/20 Contracted orthodontic activity (UOA)	0
Carry forward orthodontic activity (UOA)	0
Baseline contract value	£444,043.65

### ACCESS\*

Patients seen in 24 months	Total	Change since previous quarter
Quarter ending September 2018	3,147	
Quarter ending December 2018	3,198	→
Quarter ending March 2019	3,355	↑
Quarter ending June 2019	3,267	↓
Quarter ending September 2019	3,098	↓
<b>Variance since September 2018</b>	<b>(1.6%)</b>	<b>↓</b>



### ACTIVITY



Month	Adjusted Scheduled Activity (UDA)	
	2019	2020
April	922	426
May	2,379	1,138
June	3,008	1,352
July	4,254	1,352
August	5,040	1,511
September	5,957	1,927
October	6,996	
November	7,971	
December	8,904	
January	9,810	
February	10,789	
March	11,735	
April	12,177	
May	12,178	
June	12,190	

### QUALITY

	Quantity	Base Number	Contract	AT	Region	England
% of FP17s for the same patient ID Re-attending within 3 months - Children	21	267	7.9%	9.3%	12.1%	11.5%
% of FP17s for the same patient ID Re-attending within 3 months - Adults	142	854	16.6%	12.3%	15.6%	15.4%
% of FP17s for the same patient ID Re-attending between 3 & 9 months - Children	133	267	49.8%	64.4%	61.2%	59.7%
% of FP17s for the same patient ID Re-attending between 3 & 9 months - Adults	370	854	43.3%	55.8%	54.3%	51.7%
% of FP17s for Band 1 Urgent Courses	115	975	11.8%	7.8%	9.1%	9.2%
% of FP17s Relating to Free Repair or Replacements	14	975	1.4%	0.9%	0.9%	0.7%
% of FP17s Relating to Continuations	21	975	2.2%	0.9%	1.0%	0.8%
% of Patients satisfied with the dentistry they have received	0	0	N/A	94.0%	94.4%	93.5%
% of Patients satisfied with the time they had to wait for an appointment	0	0	N/A	89.8%	88.1%	87.4%

\* This is based on patients treated on this contract for their most recent course of treatment. Figures in italics indicate the base number of FP17s or Patient Questionnaire responses are less than 100. N/A is shown where the base number of responses is less than 10 during the period. % is calculated as Quantity/Base number\*100

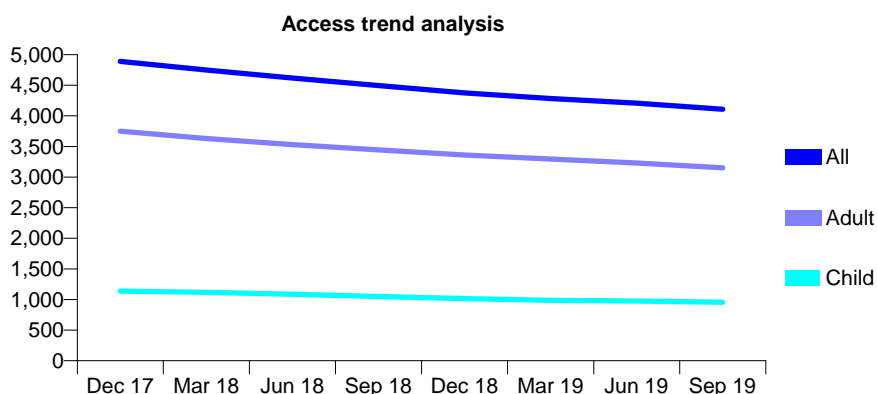
## Q50 - Vital Signs At a Glance Contract Report for 146293/0001 - September 2019

Name or company name	Willerby Dental Care
Contract type name	GDS Contract
Purpose of contract	General
Contract start date	01/04/2009
Contract end date	

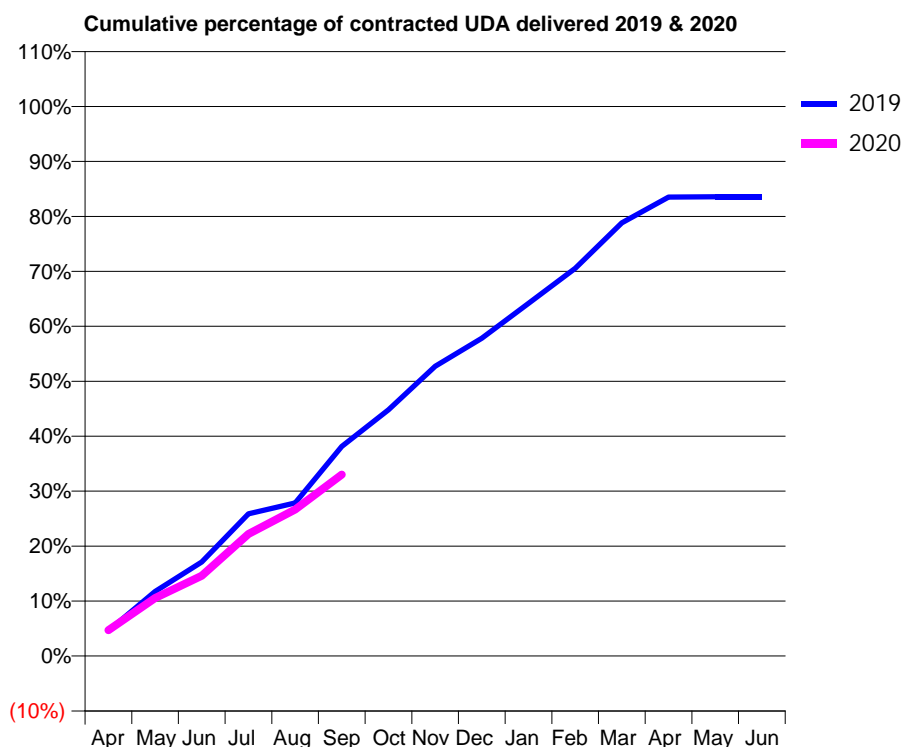
19/20 Contracted general activity (UDA)	12,500
Carry forward general activity (UDA)	0
19/20 Contracted orthodontic activity (UOA)	0
Carry forward orthodontic activity (UOA)	0
Baseline contract value	£412,831.06

### ACCESS\*

Patients seen in 24 months	Total	Change since previous quarter
Quarter ending September 2018	4,496	
Quarter ending December 2018	4,376	↓
Quarter ending March 2019	4,284	↓
Quarter ending June 2019	4,207	↓
Quarter ending September 2019	4,107	↓
<b>Variance since September 2018</b>	<b>(8.7%)</b>	<b>↓</b>



### ACTIVITY



Month	Adjusted Scheduled Activity (UDA)	
	2019	2020
April	578	589
May	1,469	1,320
June	2,139	1,825
July	3,234	2,777
August	3,484	3,332
September	4,766	4,127
October	5,601	
November	6,590	
December	7,227	
January	8,020	
February	8,819	
March	9,855	
April	10,440	
May	10,446	
June	10,446	

### QUALITY

	Quantity	Base Number	Contract	AT	Region	England
% of FP17s for the same patient ID Re-attending within 3 months - Children	91	779	11.7%	9.3%	12.1%	11.5%
% of FP17s for the same patient ID Re-attending within 3 months - Adults	206	1,865	11.0%	12.3%	15.6%	15.4%
% of FP17s for the same patient ID Re-attending between 3 & 9 months - Children	554	779	71.1%	64.4%	61.2%	59.7%
% of FP17s for the same patient ID Re-attending between 3 & 9 months - Adults	701	1,865	37.6%	55.8%	54.3%	51.7%
% of FP17s for Band 1 Urgent Courses	199	2,384	8.3%	7.8%	9.1%	9.2%
% of FP17s Relating to Free Repair or Replacements	18	2,384	0.8%	0.9%	0.9%	0.7%
% of FP17s Relating to Continuations	31	2,384	1.3%	0.9%	1.0%	0.8%
% of Patients satisfied with the dentistry they have received	3	3	N/A	94.0%	94.4%	93.5%
% of Patients satisfied with the time they had to wait for an appointment	3	3	N/A	89.8%	88.1%	87.4%

\* This is based on patients treated on this contract for their most recent course of treatment. Figures in italics indicate the base number of FP17s or Patient Questionnaire responses are less than 100. N/A is shown where the base number of responses is less than 10 during the period. % is calculated as Quantity/Base number\*100

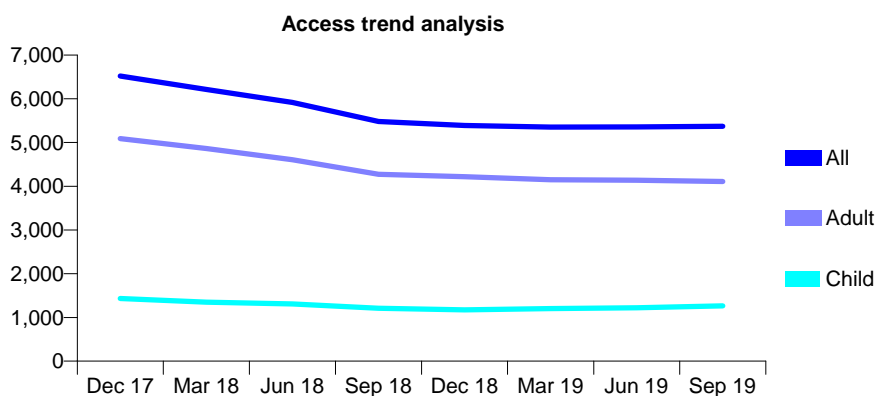
## Q50 - Vital Signs At a Glance Contract Report for 148016/0001 - September 2019

Name or company name	CROMWELL DENTAL PRACTICE LIMITED
Contract type name	GDS Contract
Purpose of contract	General
Contract start date	01/01/2008
Contract end date	

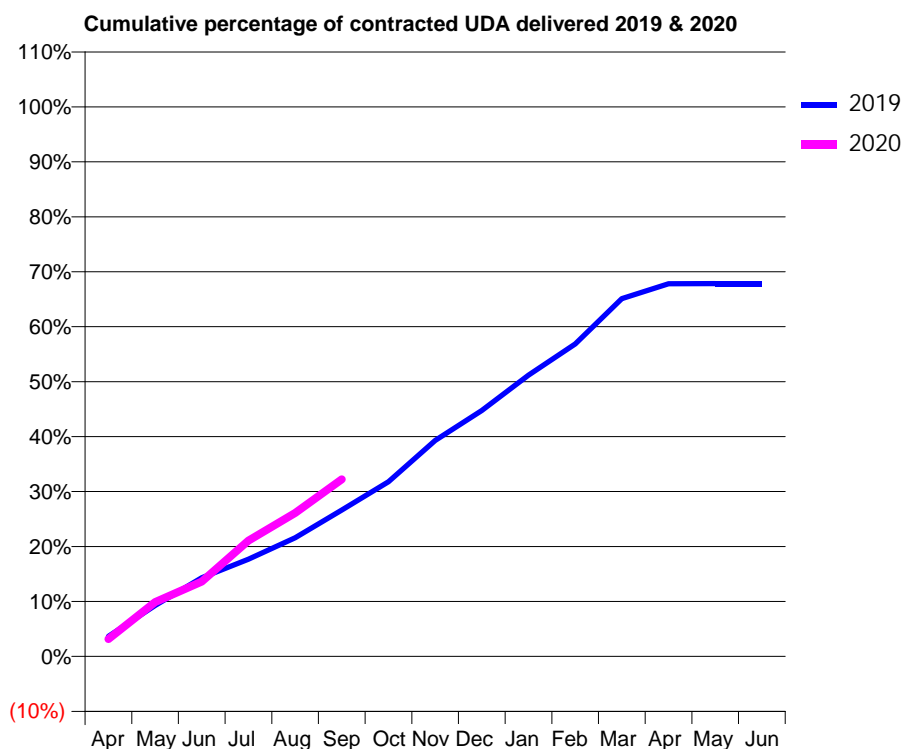
19/20 Contracted general activity (UDA)	18,271
Carry forward general activity (UDA)	0
19/20 Contracted orthodontic activity (UOA)	0
Carry forward orthodontic activity (UOA)	0
Baseline contract value	£557,079.62

### ACCESS\*

Patients seen in 24 months	Total	Change since previous quarter
Quarter ending September 2018	5,479	
Quarter ending December 2018	5,391	↓
Quarter ending March 2019	5,352	→
Quarter ending June 2019	5,357	→
Quarter ending September 2019	5,373	→
<b>Variance since September 2018</b>	<b>(1.9%)</b>	<b>↓</b>



### ACTIVITY



Month	2019	2020
April	668	577
May	1,694	1,805
June	2,618	2,491
July	3,236	3,851
August	3,942	4,770
September	4,864	5,885
October	5,811	
November	7,179	
December	8,172	
January	9,353	
February	10,391	
March	11,894	
April	12,390	
May	12,396	
June	12,396	

### QUALITY

	Quantity	Base Number	Contract	AT	Region	England
% of FP17s for the same patient ID Re-attending within 3 months - Children	40	895	4.5%	9.3%	12.1%	11.5%
% of FP17s for the same patient ID Re-attending within 3 months - Adults	290	2,346	12.4%	12.3%	15.6%	15.4%
% of FP17s for the same patient ID Re-attending between 3 & 9 months - Children	478	895	53.4%	64.4%	61.2%	59.7%
% of FP17s for the same patient ID Re-attending between 3 & 9 months - Adults	851	2,346	36.3%	55.8%	54.3%	51.7%
% of FP17s for Band 1 Urgent Courses	193	3,034	6.4%	7.8%	9.1%	9.2%
% of FP17s Relating to Free Repair or Replacements	71	3,034	2.3%	0.9%	0.9%	0.7%
% of FP17s Relating to Continuations	60	3,034	2.0%	0.9%	1.0%	0.8%
% of Patients satisfied with the dentistry they have received	3	3	N/A	94.0%	94.4%	93.5%
% of Patients satisfied with the time they had to wait for an appointment	3	3	N/A	89.8%	88.1%	87.4%

\* This is based on patients treated on this contract for their most recent course of treatment. Figures in italics indicate the base number of FP17s or Patient Questionnaire responses are less than 100. N/A is shown where the base number of responses is less than 10 during the period. % is calculated as Quantity/Base number\*100

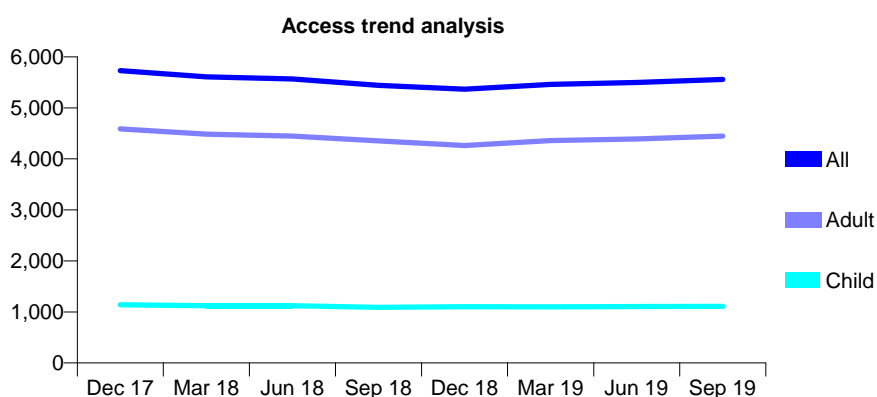
## Q50 - Vital Signs At a Glance Contract Report for 149624/0001 - September 2019

Name or company name	Alpha Dental Kirkbymoorside
Contract type name	GDS Contract
Purpose of contract	General
Contract start date	01/11/2011
Contract end date	

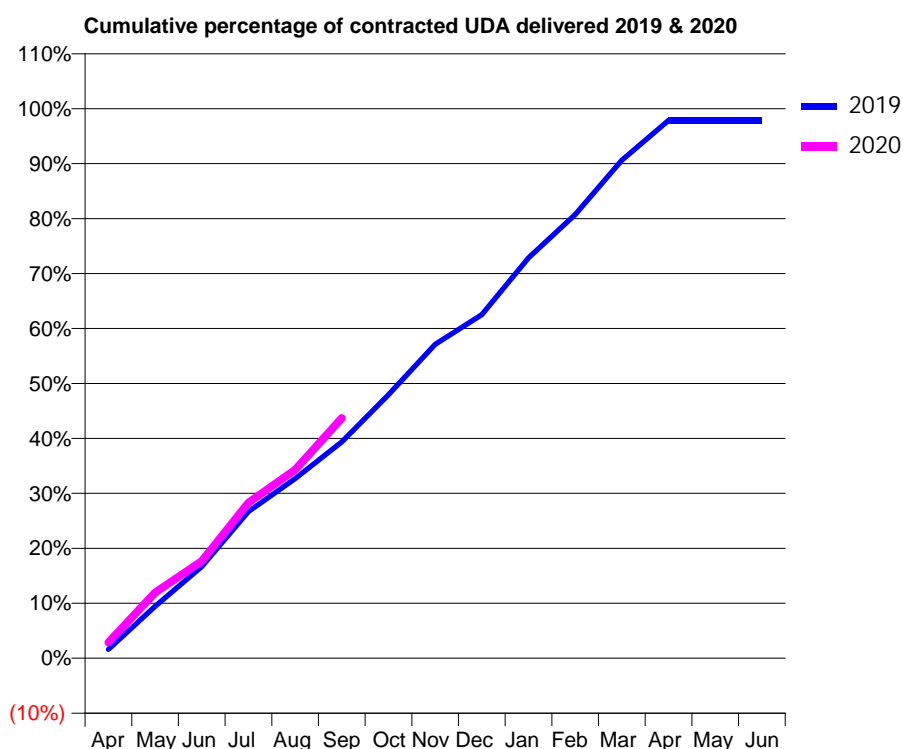
19/20 Contracted general activity (UDA)	13,809
Carry forward general activity (UDA)	295
19/20 Contracted orthodontic activity (UOA)	0
Carry forward orthodontic activity (UOA)	0
Baseline contract value	£347,767.76

### ACCESS\*

Patients seen in 24 months	Total	Change since previous quarter
Quarter ending September 2018	5,443	
Quarter ending December 2018	5,367	↓
Quarter ending March 2019	5,459	→
Quarter ending June 2019	5,496	→
Quarter ending September 2019	5,557	→
<b>Variance since September 2018</b>	<b>2.1%</b>	<b>↑</b>



### ACTIVITY



Month	2019	2020
April	223	397
May	1,304	1,649
June	2,303	2,439
July	3,683	3,907
August	4,515	4,736
September	5,437	6,034
October	6,624	
November	7,887	
December	8,631	
January	10,062	
February	11,151	
March	12,510	
April	13,514	
May	13,514	
June	13,514	

### QUALITY

	Quantity	Base Number	Contract	AT	Region	England
% of FP17s for the same patient ID Re-attending within 3 months - Children	44	761	5.8%	9.3%	12.1%	11.5%
% of FP17s for the same patient ID Re-attending within 3 months - Adults	465	3,216	14.5%	12.3%	15.6%	15.4%
% of FP17s for the same patient ID Re-attending between 3 & 9 months - Children	447	761	58.7%	64.4%	61.2%	59.7%
% of FP17s for the same patient ID Re-attending between 3 & 9 months - Adults	1,729	3,216	53.8%	55.8%	54.3%	51.7%
% of FP17s for Band 1 Urgent Courses	188	3,053	6.2%	7.8%	9.1%	9.2%
% of FP17s Relating to Free Repair or Replacements	24	3,053	0.8%	0.9%	0.9%	0.7%
% of FP17s Relating to Continuations	43	3,053	1.4%	0.9%	1.0%	0.8%
% of Patients satisfied with the dentistry they have received	7	8	N/A	94.0%	94.4%	93.5%
% of Patients satisfied with the time they had to wait for an appointment	8	8	N/A	89.8%	88.1%	87.4%

\* This is based on patients treated on this contract for their most recent course of treatment. Figures in italics indicate the base number of FP17s or Patient Questionnaire responses are less than 100. N/A is shown where the base number of responses is less than 10 during the period. % is calculated as Quantity/Base number\*100

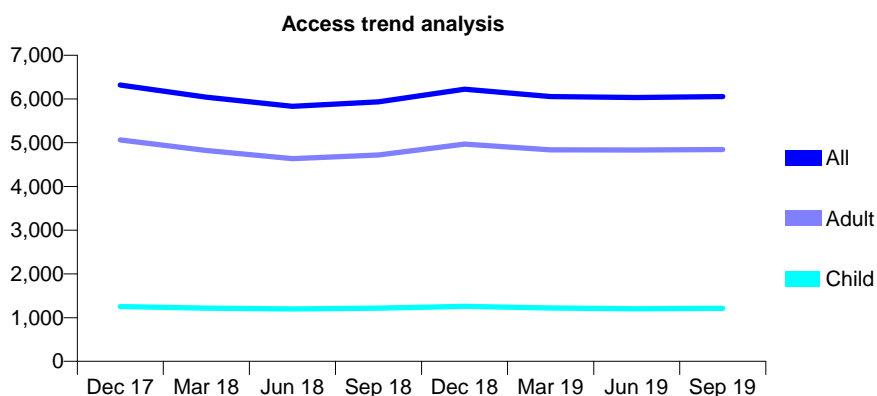
## Q50 - Vital Signs At a Glance Contract Report for 149918/0001 - September 2019

Name or company name	North Park Dental Practice
Contract type name	GDS Contract
Purpose of contract	General
Contract start date	01/11/2008
Contract end date	

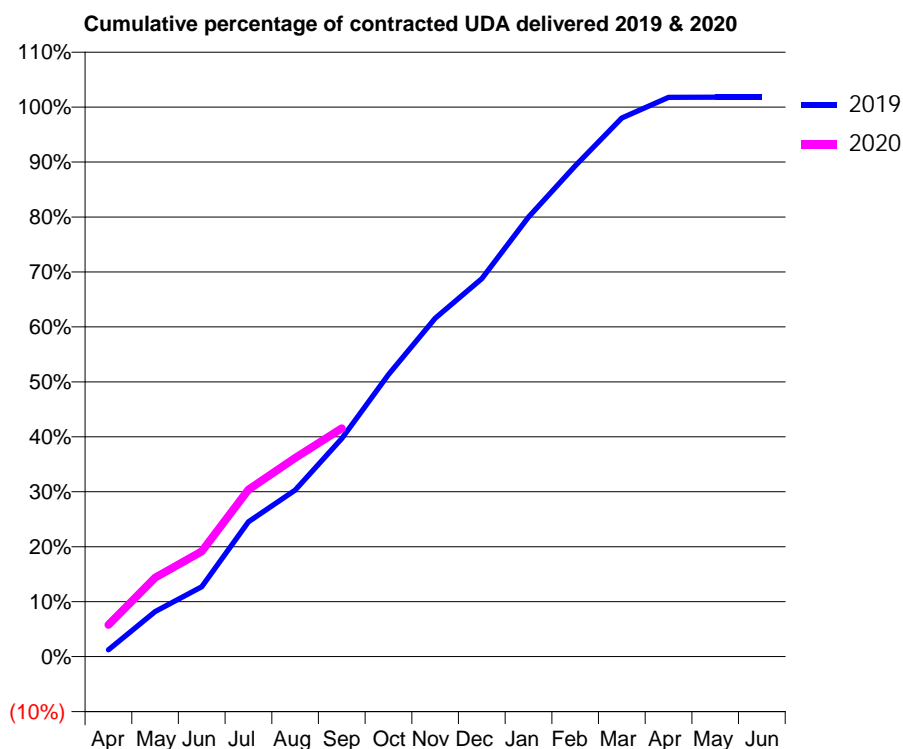
19/20 Contracted general activity (UDA)	16,902
Carry forward general activity (UDA)	-301
19/20 Contracted orthodontic activity (UOA)	0
Carry forward orthodontic activity (UOA)	0
Baseline contract value	£441,481.80

### ACCESS\*

Patients seen in 24 months	Total	Change since previous quarter
Quarter ending September 2018	5,933	
Quarter ending December 2018	6,225	↑
Quarter ending March 2019	6,056	↓
Quarter ending June 2019	6,035	→
Quarter ending September 2019	6,057	→
<b>Variance since September 2018</b>	<b>2.1%</b>	<b>↑</b>



### ACTIVITY



Month	Adjusted Scheduled Activity (UDA)	
	2019	2020
April	210	978
May	1,388	2,428
June	2,152	3,237
July	4,148	5,137
August	5,122	6,115
September	6,707	7,019
October	8,676	
November	10,409	
December	11,622	
January	13,516	
February	15,091	
March	16,563	
April	17,202	
May	17,204	
June	17,203	

### QUALITY

	Quantity	Base Number	Contract	AT	Region	England
% of FP17s for the same patient ID Re-attending within 3 months - Children	108	975	11.1%	9.3%	12.1%	11.5%
% of FP17s for the same patient ID Re-attending within 3 months - Adults	556	3,634	15.3%	12.3%	15.6%	15.4%
% of FP17s for the same patient ID Re-attending between 3 & 9 months - Children	660	975	67.7%	64.4%	61.2%	59.7%
% of FP17s for the same patient ID Re-attending between 3 & 9 months - Adults	2,385	3,634	65.6%	55.8%	54.3%	51.7%
% of FP17s for Band 1 Urgent Courses	389	3,825	10.2%	7.8%	9.1%	9.2%
% of FP17s Relating to Free Repair or Replacements	58	3,825	1.5%	0.9%	0.9%	0.7%
% of FP17s Relating to Continuations	16	3,825	0.4%	0.9%	1.0%	0.8%
% of Patients satisfied with the dentistry they have received	17	18	94.4%	94.0%	94.4%	93.5%
% of Patients satisfied with the time they had to wait for an appointment	17	18	94.4%	89.8%	88.1%	87.4%

\* This is based on patients treated on this contract for their most recent course of treatment. Figures in italics indicate the base number of FP17s or Patient Questionnaire responses are less than 100. N/A is shown where the base number of responses is less than 10 during the period. % is calculated as Quantity/Base number\*100

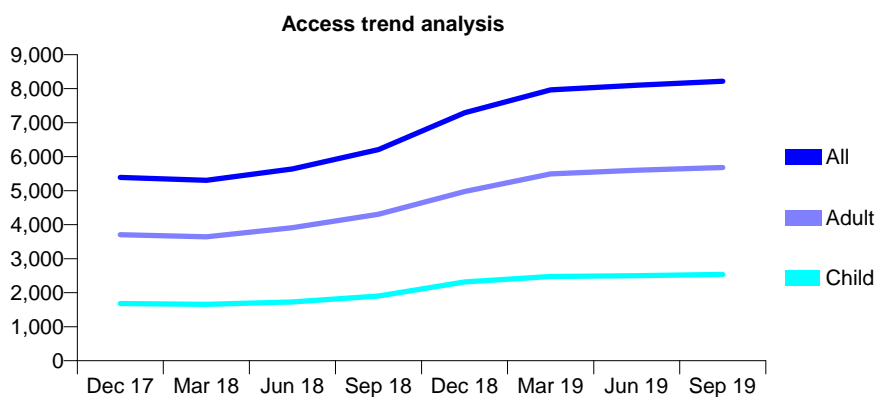
## Q50 - Vital Signs At a Glance Contract Report for 150118/0001 - September 2019

Name or company name	Alpha Dental Studio
Contract type name	GDS Contract
Purpose of contract	General
Contract start date	01/10/2008
Contract end date	

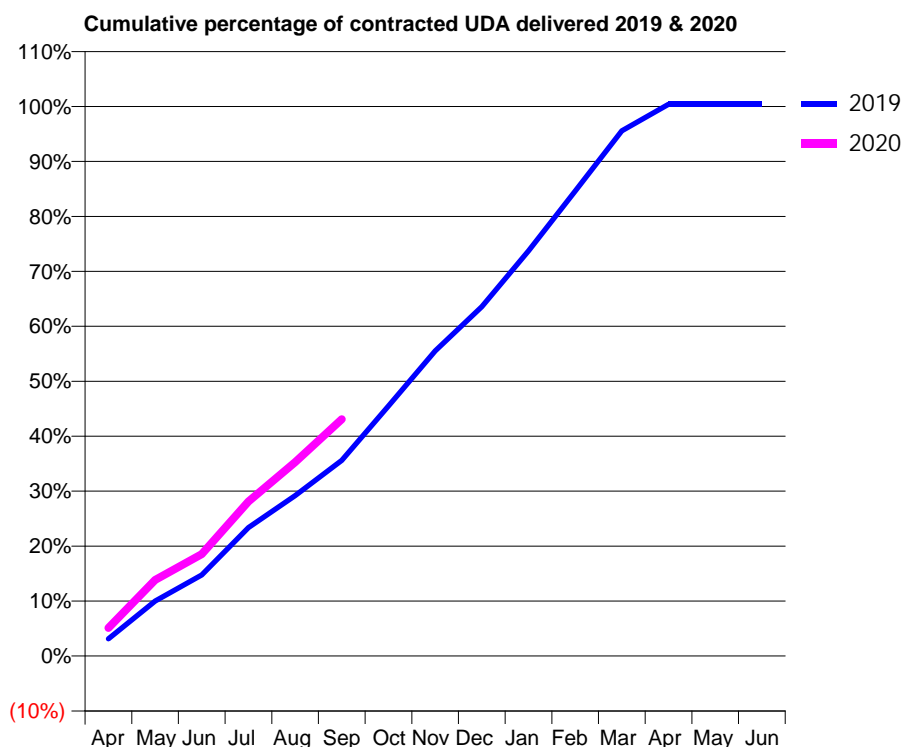
19/20 Contracted general activity (UDA)	23,677
Carry forward general activity (UDA)	-213
19/20 Contracted orthodontic activity (UOA)	0
Carry forward orthodontic activity (UOA)	0
Baseline contract value	£646,363.70

### ACCESS\*

Patients seen in 24 months	Total	Change since previous quarter
Quarter ending September 2018	6,211	
Quarter ending December 2018	7,294	↑
Quarter ending March 2019	7,967	↑
Quarter ending June 2019	8,101	→
Quarter ending September 2019	8,217	→
<b>Variance since September 2018</b>	<b>32.3%</b>	<b>↑</b>



### ACTIVITY



Month	Adjusted Scheduled Activity (UDA)	
	2019	2020
April	674	1,209
May	2,154	3,279
June	3,171	4,389
July	5,026	6,655
August	6,277	8,358
September	7,659	10,199
October	9,787	
November	11,941	
December	13,667	
January	15,849	
February	18,192	
March	20,548	
April	21,586	
May	21,586	
June	21,585	

### QUALITY

	Quantity	Base Number	Contract	AT	Region	England
% of FP17s for the same patient ID Re-attending within 3 months - Children	128	1,871	6.8%	9.3%	12.1%	11.5%
% of FP17s for the same patient ID Re-attending within 3 months - Adults	389	3,879	10.0%	12.3%	15.6%	15.4%
% of FP17s for the same patient ID Re-attending between 3 & 9 months - Children	1,124	1,871	60.1%	64.4%	61.2%	59.7%
% of FP17s for the same patient ID Re-attending between 3 & 9 months - Adults	2,404	3,879	62.0%	55.8%	54.3%	51.7%
% of FP17s for Band 1 Urgent Courses	271	5,032	5.4%	7.8%	9.1%	9.2%
% of FP17s Relating to Free Repair or Replacements	18	5,032	0.4%	0.9%	0.9%	0.7%
% of FP17s Relating to Continuations	30	5,032	0.6%	0.9%	1.0%	0.8%
% of Patients satisfied with the dentistry they have received	6	6	N/A	94.0%	94.4%	93.5%
% of Patients satisfied with the time they had to wait for an appointment	6	6	N/A	89.8%	88.1%	87.4%

\* This is based on patients treated on this contract for their most recent course of treatment. Figures in italics indicate the base number of FP17s or Patient Questionnaire responses are less than 100. N/A is shown where the base number of responses is less than 10 during the period. % is calculated as Quantity/Base number\*100



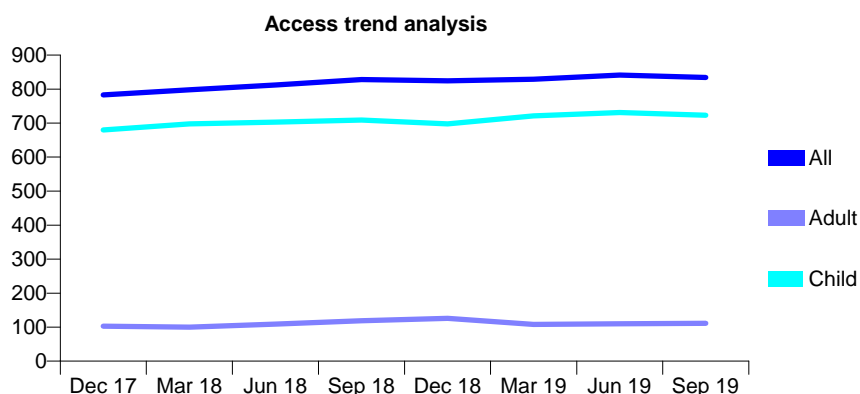
## Q50 - Vital Signs At a Glance Contract Report for 150681/0001 - September 2019

Name or company name	Leyburn Dental Practice Ltd
Contract type name	GDS Contract
Purpose of contract	General
Contract start date	01/06/2013
Contract end date	

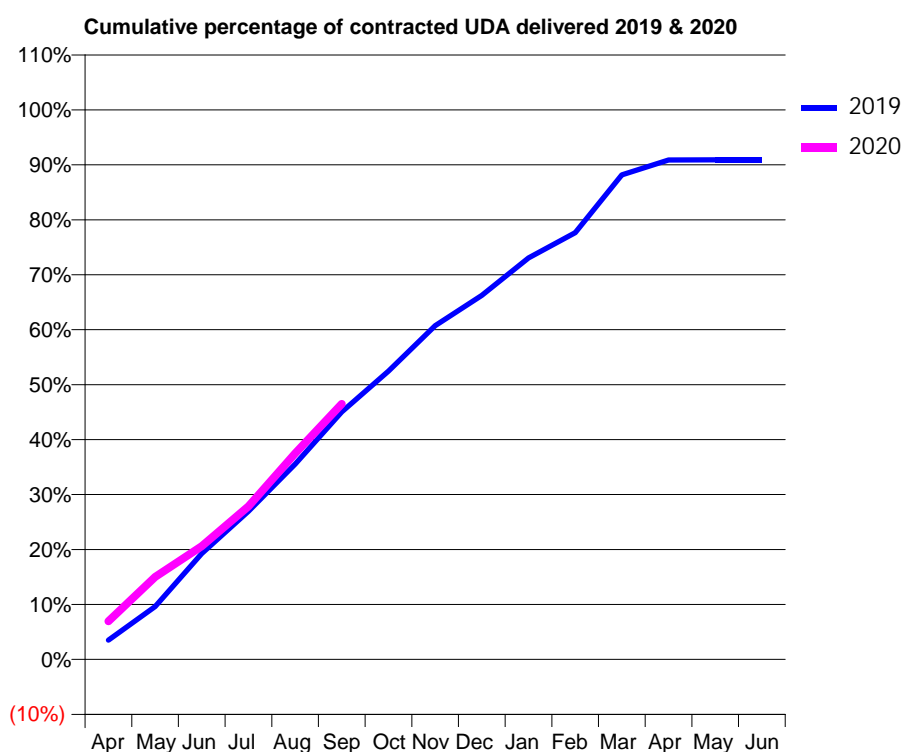
19/20 Contracted general activity (UDA)	2,004
Carry forward general activity (UDA)	0
19/20 Contracted orthodontic activity (UOA)	0
Carry forward orthodontic activity (UOA)	0
Baseline contract value	£53,969.21

### ACCESS\*

Patients seen in 24 months	Total	Change since previous quarter
Quarter ending September 2018	828	
Quarter ending December 2018	824	→
Quarter ending March 2019	829	→
Quarter ending June 2019	841	→
Quarter ending September 2019	834	→
<b>Variance since September 2018</b>	<b>0.7%</b>	<b>→</b>



### ACTIVITY



Month	2019	2020
April	70	139
May	193	301
June	386	413
July	540	558
August	712	752
September	902	932
October	1,051	
November	1,217	
December	1,327	
January	1,464	
February	1,556	
March	1,767	
April	1,821	
May	1,822	
June	1,822	

### QUALITY

	Quantity	Base Number	Contract	AT	Region	England
% of FP17s for the same patient ID Re-attending within 3 months - Children	87	743	11.7%	9.3%	12.1%	11.5%
% of FP17s for the same patient ID Re-attending within 3 months - Adults	0	1	0.0%	12.3%	15.6%	15.4%
% of FP17s for the same patient ID Re-attending between 3 & 9 months - Children	516	743	69.4%	64.4%	61.2%	59.7%
% of FP17s for the same patient ID Re-attending between 3 & 9 months - Adults	0	1	0.0%	55.8%	54.3%	51.7%
% of FP17s for Band 1 Urgent Courses	16	697	2.3%	7.8%	9.1%	9.2%
% of FP17s Relating to Free Repair or Replacements	0	697	0.0%	0.9%	0.9%	0.7%
% of FP17s Relating to Continuations	0	697	0.0%	0.9%	1.0%	0.8%
% of Patients satisfied with the dentistry they have received	0	0	N/A	94.0%	94.4%	93.5%
% of Patients satisfied with the time they had to wait for an appointment	0	0	N/A	89.8%	88.1%	87.4%

\* This is based on patients treated on this contract for their most recent course of treatment. Figures in italics indicate the base number of FP17s or Patient Questionnaire responses are less than 100. N/A is shown where the base number of responses is less than 10 during the period. % is calculated as Quantity/Base number\*100

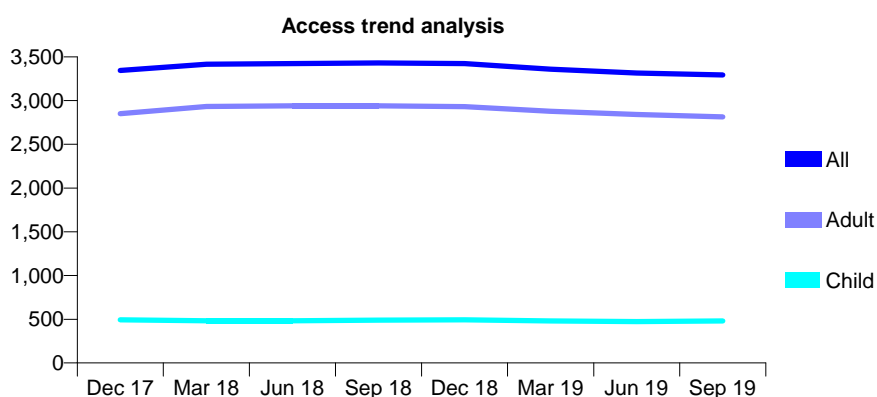
## Q50 - Vital Signs At a Glance Contract Report for 151874/0001 - September 2019

Name or company name	Miss Z Ishak
Contract type name	GDS Contract
Purpose of contract	General
Contract start date	01/10/2015
Contract end date	

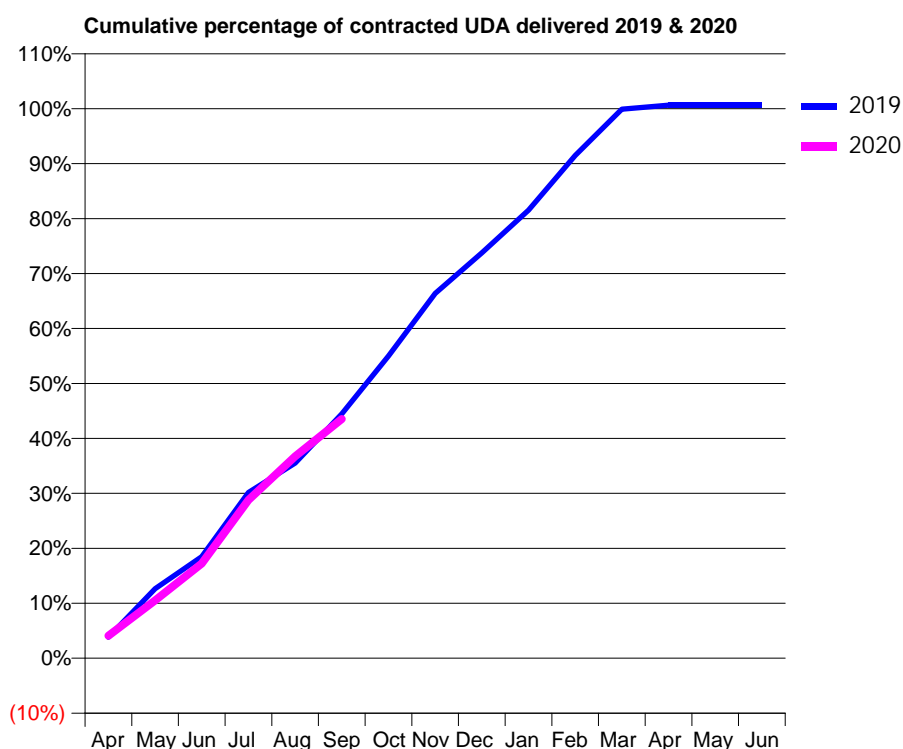
19/20 Contracted general activity (UDA)	10,178
Carry forward general activity (UDA)	-64
19/20 Contracted orthodontic activity (UOA)	0
Carry forward orthodontic activity (UOA)	0
Baseline contract value	£324,393.23

### ACCESS\*

Patients seen in 24 months	Total	Change since previous quarter
Quarter ending September 2018	3,430	
Quarter ending December 2018	3,423	→
Quarter ending March 2019	3,359	↓
Quarter ending June 2019	3,315	↓
Quarter ending September 2019	3,294	→
<b>Variance since September 2018</b>	<b>(4.0%)</b>	<b>↓</b>



### ACTIVITY



Month	2019	2020
April	392	417
May	1,287	1,073
June	1,880	1,756
July	3,069	2,931
August	3,614	3,739
September	4,527	4,429
October	5,598	
November	6,756	
December	7,507	
January	8,296	
February	9,311	
March	10,168	
April	10,241	
May	10,242	
June	10,242	

### QUALITY

	Quantity	Base Number	Contract	AT	Region	England
% of FP17s for the same patient ID Re-attending within 3 months - Children	35	449	7.8%	9.3%	12.1%	11.5%
% of FP17s for the same patient ID Re-attending within 3 months - Adults	179	2,257	7.9%	12.3%	15.6%	15.4%
% of FP17s for the same patient ID Re-attending between 3 & 9 months - Children	338	449	75.3%	64.4%	61.2%	59.7%
% of FP17s for the same patient ID Re-attending between 3 & 9 months - Adults	1,775	2,257	78.6%	55.8%	54.3%	51.7%
% of FP17s for Band 1 Urgent Courses	113	2,669	4.2%	7.8%	9.1%	9.2%
% of FP17s Relating to Free Repair or Replacements	1	2,669	0.0%	0.9%	0.9%	0.7%
% of FP17s Relating to Continuations	7	2,669	0.3%	0.9%	1.0%	0.8%
% of Patients satisfied with the dentistry they have received	4	4	N/A	94.0%	94.4%	93.5%
% of Patients satisfied with the time they had to wait for an appointment	4	4	N/A	89.8%	88.1%	87.4%

\* This is based on patients treated on this contract for their most recent course of treatment. Figures in italics indicate the base number of FP17s or Patient Questionnaire responses are less than 100. N/A is shown where the base number of responses is less than 10 during the period. % is calculated as Quantity/Base number\*100

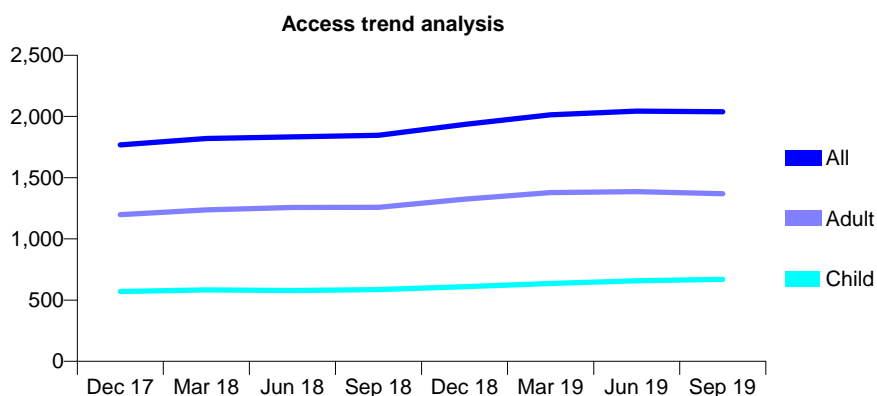
## Q50 - Vital Signs At a Glance Contract Report for 152293/0001 - September 2019

Name or company name	Winterton Dental Practice Limited
Contract type name	GDS Contract
Purpose of contract	General
Contract start date	01/06/2012
Contract end date	

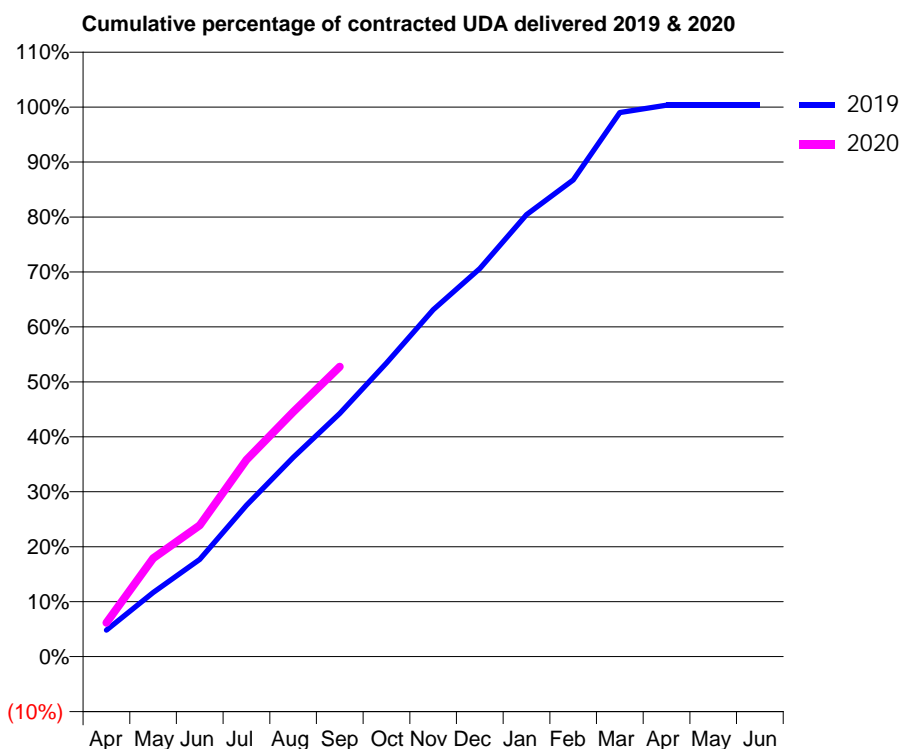
19/20 Contracted general activity (UDA)	4,467
Carry forward general activity (UDA)	-15
19/20 Contracted orthodontic activity (UOA)	0
Carry forward orthodontic activity (UOA)	0
Baseline contract value	£143,212.53

### ACCESS\*

Patients seen in 24 months	Total	Change since previous quarter
Quarter ending September 2018	1,846	
Quarter ending December 2018	1,935	↑
Quarter ending March 2019	2,014	↑
Quarter ending June 2019	2,044	→
Quarter ending September 2019	2,039	→
<b>Variance since September 2018</b>	<b>10.5%</b>	<b>↑</b>



### ACTIVITY



Month	Adjusted Scheduled Activity (UDA)	
	2019	2020
April	216	275
May	521	799
June	791	1,067
July	1,230	1,599
August	1,619	1,988
September	1,977	2,357
October	2,386	
November	2,820	
December	3,154	
January	3,593	
February	3,875	
March	4,422	
April	4,482	
May	4,482	
June	4,482	

### QUALITY

	Quantity	Base Number	Contract	AT	Region	England
% of FP17s for the same patient ID Re-attending within 3 months - Children	32	587	5.5%	9.3%	12.1%	11.5%
% of FP17s for the same patient ID Re-attending within 3 months - Adults	89	968	9.2%	12.3%	15.6%	15.4%
% of FP17s for the same patient ID Re-attending between 3 & 9 months - Children	413	587	70.4%	64.4%	61.2%	59.7%
% of FP17s for the same patient ID Re-attending between 3 & 9 months - Adults	608	968	62.8%	55.8%	54.3%	51.7%
% of FP17s for Band 1 Urgent Courses	82	1,505	5.4%	7.8%	9.1%	9.2%
% of FP17s Relating to Free Repair or Replacements	10	1,505	0.7%	0.9%	0.9%	0.7%
% of FP17s Relating to Continuations	9	1,505	0.6%	0.9%	1.0%	0.8%
% of Patients satisfied with the dentistry they have received	0	0	N/A	94.0%	94.4%	93.5%
% of Patients satisfied with the time they had to wait for an appointment	0	0	N/A	89.8%	88.1%	87.4%

\* This is based on patients treated on this contract for their most recent course of treatment. Figures in italics indicate the base number of FP17s or Patient Questionnaire responses are less than 100. N/A is shown where the base number of responses is less than 10 during the period. % is calculated as Quantity/Base number\*100

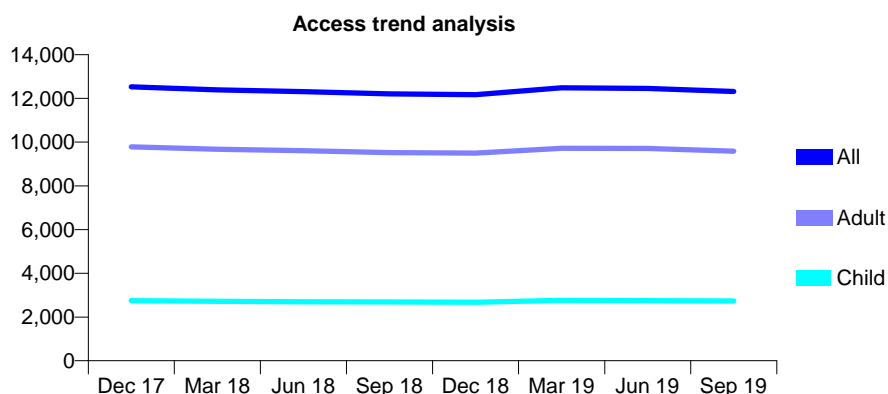
## Q50 - Vital Signs At a Glance Contract Report for 152404/0001 - September 2019

Name or company name	Wortley House Dental Practice
Contract type name	GDS Contract
Purpose of contract	General
Contract start date	01/11/2015
Contract end date	

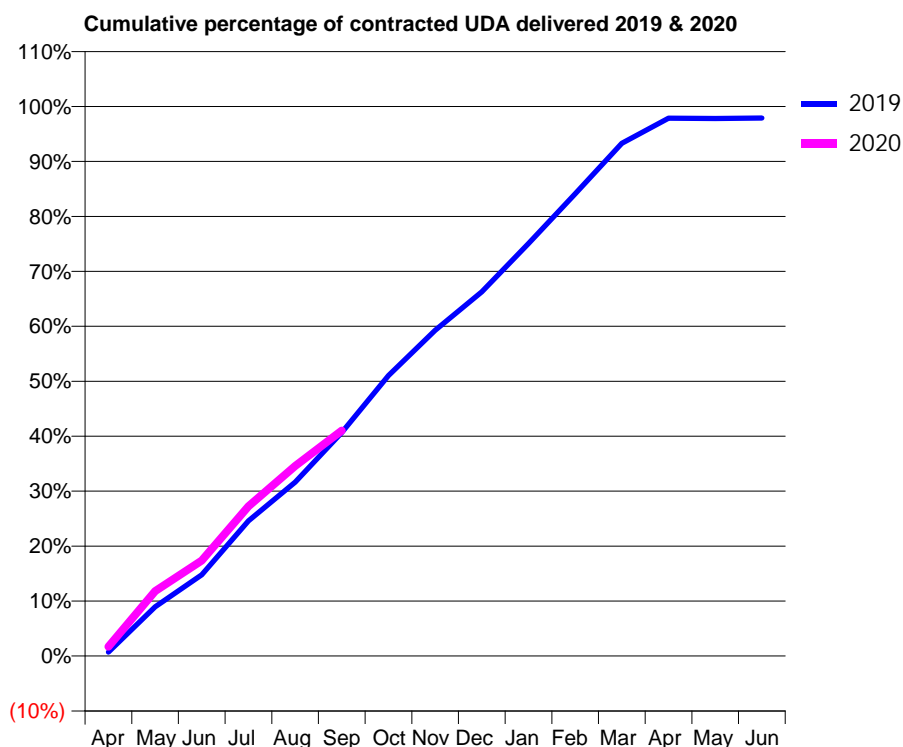
19/20 Contracted general activity (UDA)	30,321
Carry forward general activity (UDA)	640
19/20 Contracted orthodontic activity (UOA)	0
Carry forward orthodontic activity (UOA)	0
Baseline contract value	£903,767.29

### ACCESS\*

Patients seen in 24 months	Total	Change since previous quarter
Quarter ending September 2018	12,208	
Quarter ending December 2018	12,168	→
Quarter ending March 2019	12,482	↑
Quarter ending June 2019	12,455	→
Quarter ending September 2019	12,319	↓
<b>Variance since September 2018</b>	<b>0.9%</b>	<b>→</b>



### ACTIVITY



Month	Adjusted Scheduled Activity (UDA)	
	2019	2020
April	217	521
May	2,717	3,578
June	4,482	5,268
July	7,459	8,259
August	9,594	10,489
September	12,333	12,435
October	15,475	
November	17,971	
December	20,091	
January	22,763	
February	25,509	
March	28,290	
April	29,673	
May	29,659	
June	29,681	

### QUALITY

	Quantity	Base Number	Contract	AT	Region	England
% of FP17s for the same patient ID Re-attending within 3 months - Children	140	2,279	6.1%	9.3%	12.1%	11.5%
% of FP17s for the same patient ID Re-attending within 3 months - Adults	822	6,906	11.9%	12.3%	15.6%	15.4%
% of FP17s for the same patient ID Re-attending between 3 & 9 months - Children	1,667	2,279	73.1%	64.4%	61.2%	59.7%
% of FP17s for the same patient ID Re-attending between 3 & 9 months - Adults	4,171	6,906	60.4%	55.8%	54.3%	51.7%
% of FP17s for Band 1 Urgent Courses	600	7,881	7.6%	7.8%	9.1%	9.2%
% of FP17s Relating to Free Repair or Replacements	102	7,881	1.3%	0.9%	0.9%	0.7%
% of FP17s Relating to Continuations	48	7,881	0.6%	0.9%	1.0%	0.8%
% of Patients satisfied with the dentistry they have received	8	9	N/A	94.0%	94.4%	93.5%
% of Patients satisfied with the time they had to wait for an appointment	9	9	N/A	89.8%	88.1%	87.4%

\* This is based on patients treated on this contract for their most recent course of treatment. Figures in italics indicate the base number of FP17s or Patient Questionnaire responses are less than 100. N/A is shown where the base number of responses is less than 10 during the period. % is calculated as Quantity/Base number\*100

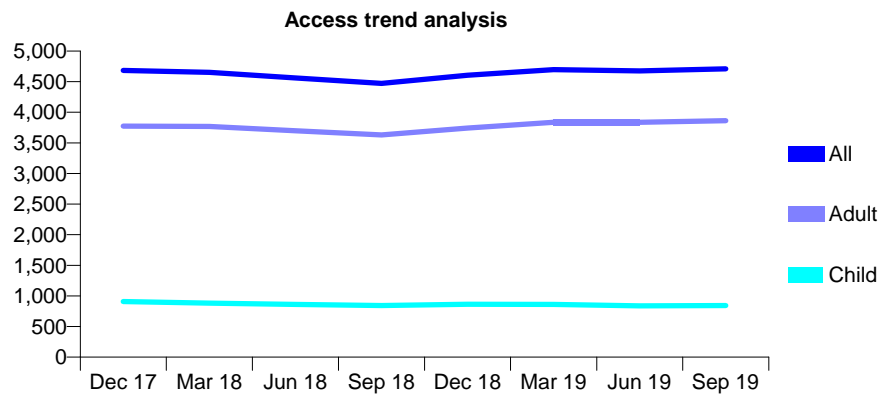
## Q50 - Vital Signs At a Glance Contract Report for 155365/0002 - September 2019

Name or company name	Ishak Practices Ltd
Contract type name	GDS Contract
Purpose of contract	General and Orthodontic
Contract start date	01/06/2015
Contract end date	

19/20 Contracted general activity (UDA)	17,246
Carry forward general activity (UDA)	0
19/20 Contracted orthodontic activity (UOA)	756
Carry forward orthodontic activity (UOA)	6
Baseline contract value	£572,156.04

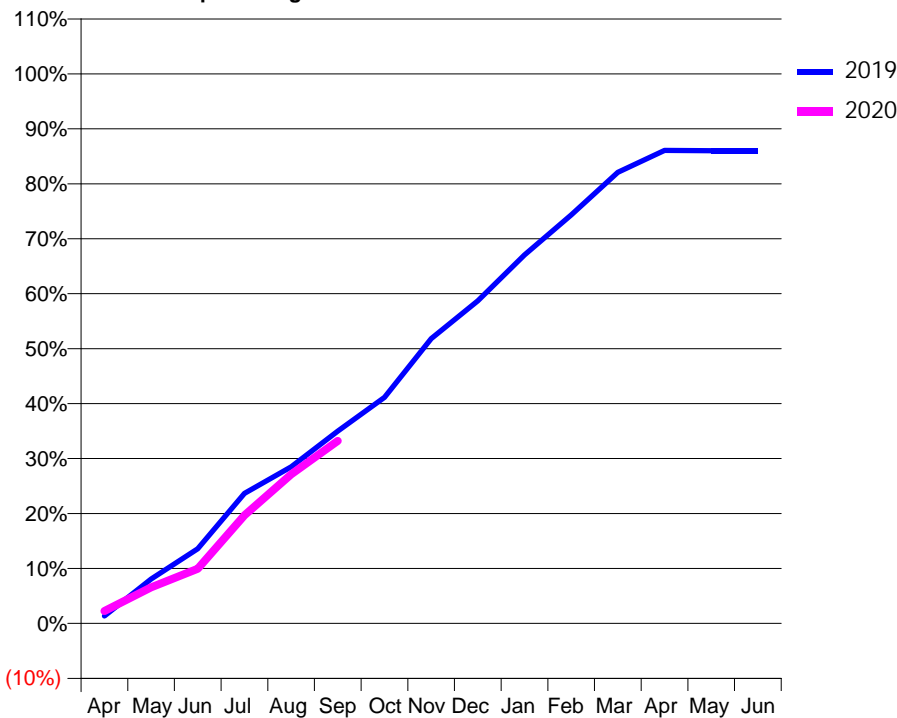
### ACCESS\*

Patients seen in 24 months	Total	Change since previous quarter
Quarter ending September 2018	4,472	
Quarter ending December 2018	4,605	↑
Quarter ending March 2019	4,697	→
Quarter ending June 2019	4,676	→
Quarter ending September 2019	4,709	→
<b>Variance since September 2018</b>	<b>5.3%</b>	<b>↑</b>



### ACTIVITY

Cumulative percentage of contracted UDA delivered 2019 & 2020



Month	2019	2020
April	232	393
May	1,396	1,133
June	2,342	1,712
July	4,084	3,390
August	4,915	4,682
September	6,032	5,725
October	7,095	
November	8,939	
December	10,120	
January	11,566	
February	12,819	
March	14,154	
April	14,841	
May	14,833	
June	14,833	

### QUALITY

	Quantity	Base Number	Contract	AT	Region	England
% of FP17s for the same patient ID Re-attending within 3 months - Children	45	641	7.0%	9.3%	12.1%	11.5%
% of FP17s for the same patient ID Re-attending within 3 months - Adults	254	2,924	8.7%	12.3%	15.6%	15.4%
% of FP17s for the same patient ID Re-attending between 3 & 9 months - Children	444	641	69.3%	64.4%	61.2%	59.7%
% of FP17s for the same patient ID Re-attending between 3 & 9 months - Adults	2,057	2,924	70.3%	55.8%	54.3%	51.7%
% of FP17s for Band 1 Urgent Courses	136	3,281	4.1%	7.8%	9.1%	9.2%
% of FP17s Relating to Free Repair or Replacements	21	3,281	0.6%	0.9%	0.9%	0.7%
% of FP17s Relating to Continuations	11	3,281	0.3%	0.9%	1.0%	0.8%
% of Patients satisfied with the dentistry they have received	1	2	N/A	94.0%	94.4%	93.5%
% of Patients satisfied with the time they had to wait for an appointment	1	2	N/A	89.8%	88.1%	87.4%

\* This is based on patients treated on this contract for their most recent course of treatment.

Figures in italics indicate the base number of FP17s or Patient Questionnaire responses are less than 100. N/A is shown where the base number of responses is less than 10 during the period. % is calculated as Quantity/Base number\*100

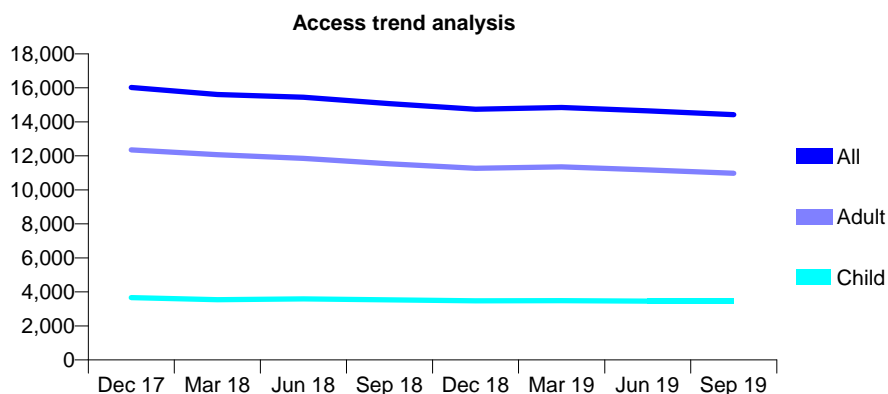
## Q50 - Vital Signs At a Glance Contract Report for 156655/0001 - September 2019

Name or company name	Burrell & Ubhi
Contract type name	GDS Contract
Purpose of contract	General
Contract start date	01/01/2013
Contract end date	

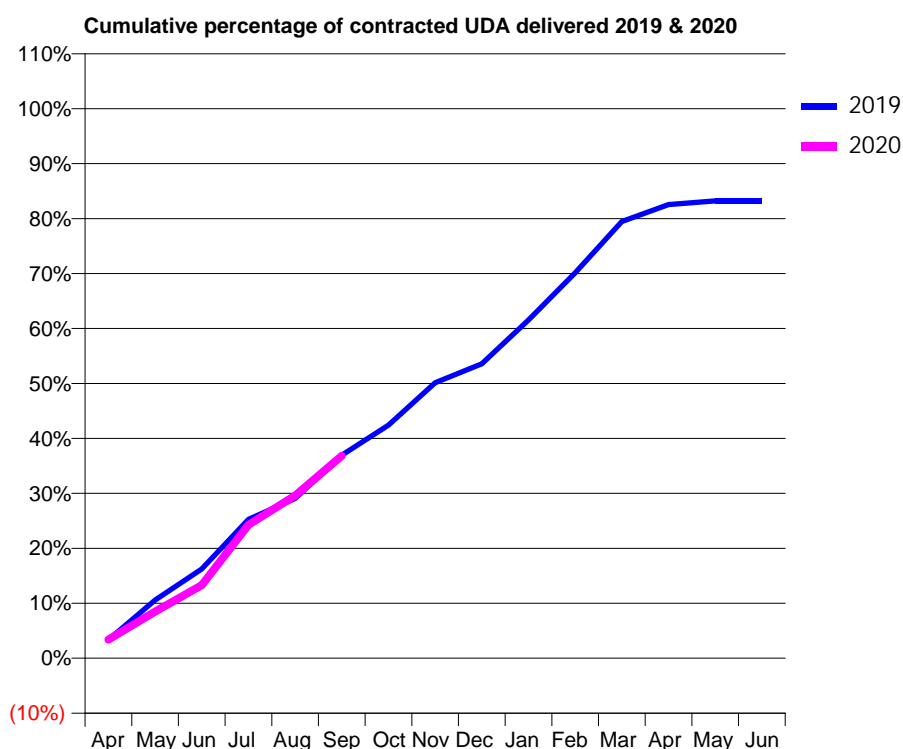
19/20 Contracted general activity (UDA)	45,300
Carry forward general activity (UDA)	0
19/20 Contracted orthodontic activity (UOA)	0
Carry forward orthodontic activity (UOA)	0
Baseline contract value	£1,215,834.03

### ACCESS\*

Patients seen in 24 months	Total	Change since previous quarter
Quarter ending September 2018	15,069	
Quarter ending December 2018	14,744	↓
Quarter ending March 2019	14,845	→
Quarter ending June 2019	14,644	↓
Quarter ending September 2019	14,430	↓
<b>Variance since September 2018</b>	<b>(4.2%)</b>	<b>↓</b>



### ACTIVITY



Month	2019	2020
April	1,518	1,543
May	4,799	3,846
June	7,361	6,032
July	11,454	10,993
August	13,179	13,402
September	16,741	16,678
October	19,218	
November	22,705	
December	24,267	
January	27,882	
February	31,774	
March	35,993	
April	37,398	
May	37,704	
June	37,706	

### QUALITY

	Quantity	Base Number	Contract	AT	Region	England
% of FP17s for the same patient ID Re-attending within 3 months - Children	98	2,173	4.5%	9.3%	12.1%	11.5%
% of FP17s for the same patient ID Re-attending within 3 months - Adults	435	5,379	8.1%	12.3%	15.6%	15.4%
% of FP17s for the same patient ID Re-attending between 3 & 9 months - Children	1,150	2,173	52.9%	64.4%	61.2%	59.7%
% of FP17s for the same patient ID Re-attending between 3 & 9 months - Adults	1,796	5,379	33.4%	55.8%	54.3%	51.7%
% of FP17s for Band 1 Urgent Courses	81	6,848	1.2%	7.8%	9.1%	9.2%
% of FP17s Relating to Free Repair or Replacements	23	6,848	0.3%	0.9%	0.9%	0.7%
% of FP17s Relating to Continuations	113	6,848	1.7%	0.9%	1.0%	0.8%
% of Patients satisfied with the dentistry they have received	5	5	N/A	94.0%	94.4%	93.5%
% of Patients satisfied with the time they had to wait for an appointment	5	5	N/A	89.8%	88.1%	87.4%

\* This is based on patients treated on this contract for their most recent course of treatment. Figures in italics indicate the base number of FP17s or Patient Questionnaire responses are less than 100. N/A is shown where the base number of responses is less than 10 during the period. % is calculated as Quantity/Base number\*100

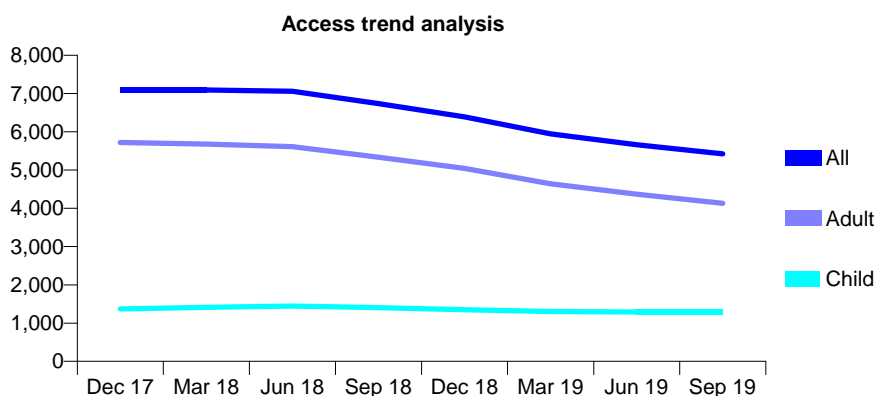
## Q50 - Vital Signs At a Glance Contract Report for 157341/0001 - September 2019

Name or company name	Freetown Way Surgery Limited
Contract type name	GDS Contract
Purpose of contract	General
Contract start date	01/04/2013
Contract end date	

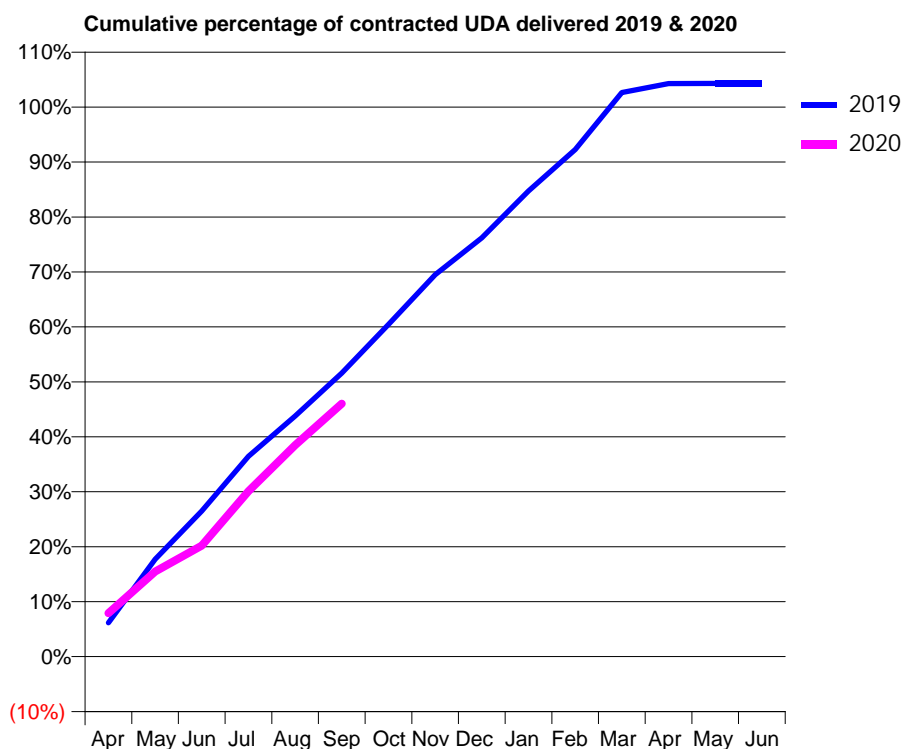
19/20 Contracted general activity (UDA)	12,000
Carry forward general activity (UDA)	-240
19/20 Contracted orthodontic activity (UOA)	0
Carry forward orthodontic activity (UOA)	0
Baseline contract value	£338,936.68

### ACCESS\*

Patients seen in 24 months	Total	Change since previous quarter
Quarter ending September 2018	6,738	
Quarter ending December 2018	6,390	↓
Quarter ending March 2019	5,946	↓
Quarter ending June 2019	5,662	↓
Quarter ending September 2019	5,421	↓
<b>Variance since September 2018</b>	<b>(19.5%)</b>	<b>↓</b>



### ACTIVITY



Month	Adjusted Scheduled Activity (UDA)	
	2019	2020
April	739	952
May	2,127	1,859
June	3,179	2,424
July	4,374	3,611
August	5,254	4,621
September	6,194	5,524
October	7,253	
November	8,342	
December	9,144	
January	10,168	
February	11,074	
March	12,315	
April	12,513	
May	12,517	
June	12,518	

### QUALITY

	Quantity	Base Number	Contract	AT	Region	England
% of FP17s for the same patient ID Re-attending within 3 months - Children	78	826	9.4%	9.3%	12.1%	11.5%
% of FP17s for the same patient ID Re-attending within 3 months - Adults	394	2,435	16.2%	12.3%	15.6%	15.4%
% of FP17s for the same patient ID Re-attending between 3 & 9 months - Children	432	826	52.3%	64.4%	61.2%	59.7%
% of FP17s for the same patient ID Re-attending between 3 & 9 months - Adults	1,446	2,435	59.4%	55.8%	54.3%	51.7%
% of FP17s for Band 1 Urgent Courses	493	3,170	15.6%	7.8%	9.1%	9.2%
% of FP17s Relating to Free Repair or Replacements	37	3,170	1.2%	0.9%	0.9%	0.7%
% of FP17s Relating to Continuations	1	3,170	0.0%	0.9%	1.0%	0.8%
% of Patients satisfied with the dentistry they have received	1	1	N/A	94.0%	94.4%	93.5%
% of Patients satisfied with the time they had to wait for an appointment	1	1	N/A	89.8%	88.1%	87.4%

\* This is based on patients treated on this contract for their most recent course of treatment. Figures in italics indicate the base number of FP17s or Patient Questionnaire responses are less than 100. N/A is shown where the base number of responses is less than 10 during the period. % is calculated as Quantity/Base number\*100

## Q50 - Vital Signs At a Glance Contract Report for 157341/0002 - September 2019

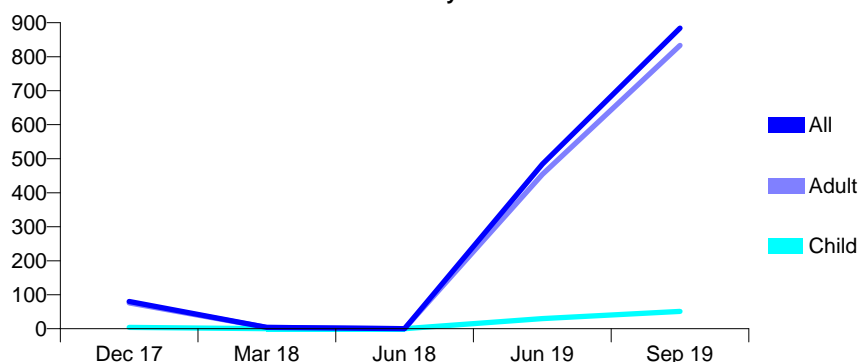
Name or company name	Freetown Way Surgery Limited
Contract type name	GDS Contract
Purpose of contract	General
Contract start date	01/04/2013
Contract end date	

19/20 Contracted general activity (UDA)	3,322
Carry forward general activity (UDA)	0
19/20 Contracted orthodontic activity (UOA)	0
Carry forward orthodontic activity (UOA)	0
Baseline contract value	£159,771.17

### ACCESS\*

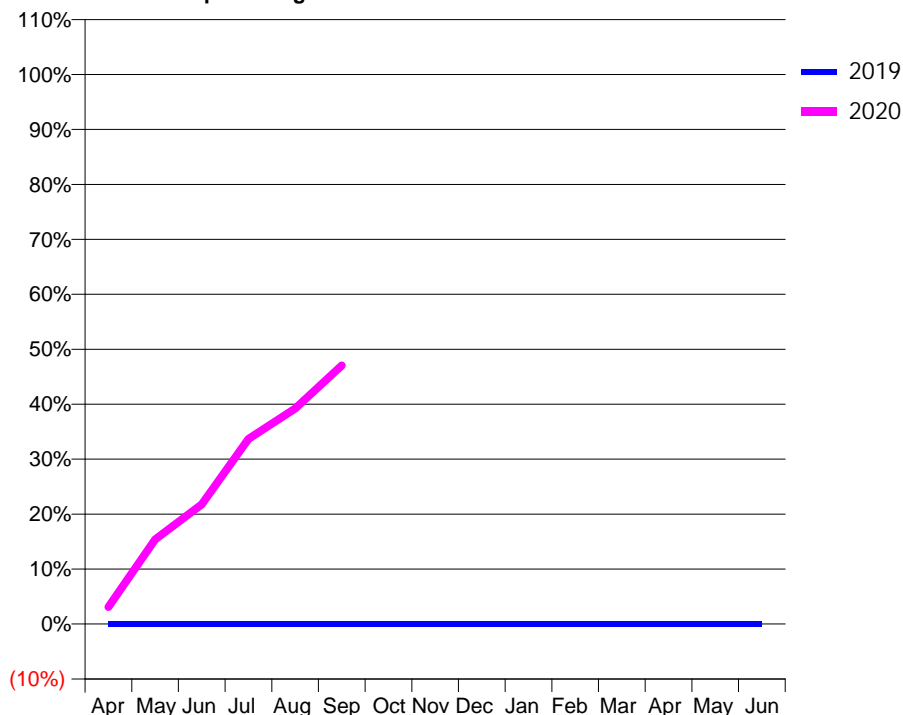
Patients seen in 24 months	Total	Change since previous quarter
Quarter ending September 2018	0	
Quarter ending December 2018	0	
Quarter ending March 2019	0	
Quarter ending June 2019	484	↑
Quarter ending September 2019	884	↑
<b>Variance since September 2018</b>	N/A	

### Access trend analysis



### ACTIVITY

#### Cumulative percentage of contracted UDA delivered 2019 & 2020



Month	Adjusted Scheduled Activity (UDA)	
	2019	2020
April	0	103
May	0	511
June	0	724
July	0	1,118
August	0	1,302
September	0	1,562
October	0	
November	0	
December	0	
January	0	
February	0	
March	0	
April	0	
May	0	
June	0	

### QUALITY

	Quantity	Base Number	Contract	AT	Region	England
% of FP17s for the same patient ID Re-attending within 3 months - Children	5	114	4.4%	9.3%	12.1%	11.5%
% of FP17s for the same patient ID Re-attending within 3 months - Adults	37	1,191	3.1%	12.3%	15.6%	15.4%
% of FP17s for the same patient ID Re-attending between 3 & 9 months - Children	0	114	0.0%	64.4%	61.2%	59.7%
% of FP17s for the same patient ID Re-attending between 3 & 9 months - Adults	2	1,191	0.2%	55.8%	54.3%	51.7%
% of FP17s for Band 1 Urgent Courses	1,297	1,305	99.4%	7.8%	9.1%	9.2%
% of FP17s Relating to Free Repair or Replacements	0	1,305	0.0%	0.9%	0.9%	0.7%
% of FP17s Relating to Continuations	0	1,305	0.0%	0.9%	1.0%	0.8%
% of Patients satisfied with the dentistry they have received	0	0	N/A	94.0%	94.4%	93.5%
% of Patients satisfied with the time they had to wait for an appointment	0	0	N/A	89.8%	88.1%	87.4%

\* This is based on patients treated on this contract for their most recent course of treatment.

Figures in italics indicate the base number of FP17s or Patient Questionnaire responses are less than 100. N/A is shown where the base number of responses is less than 10 during the period. % is calculated as Quantity/Base number\*100



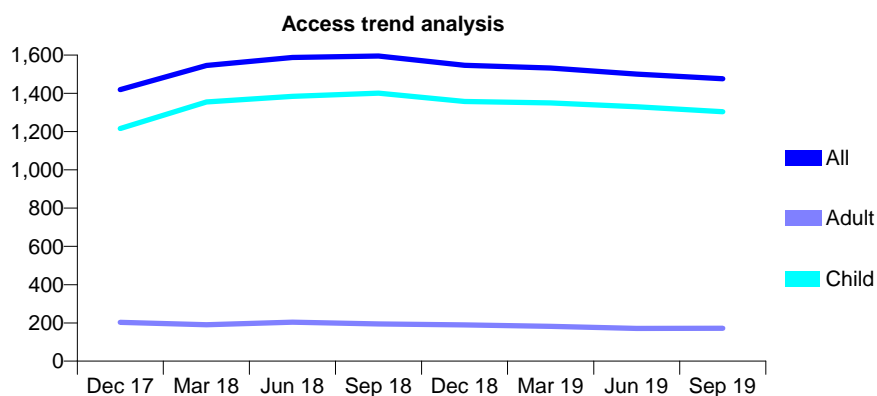
## Q50 - Vital Signs At a Glance Contract Report for 158488/0001 - September 2019

Name or company name	Bedale Dental Practice Ltd
Contract type name	GDS Contract
Purpose of contract	General and Orthodontic
Contract start date	01/02/2012
Contract end date	

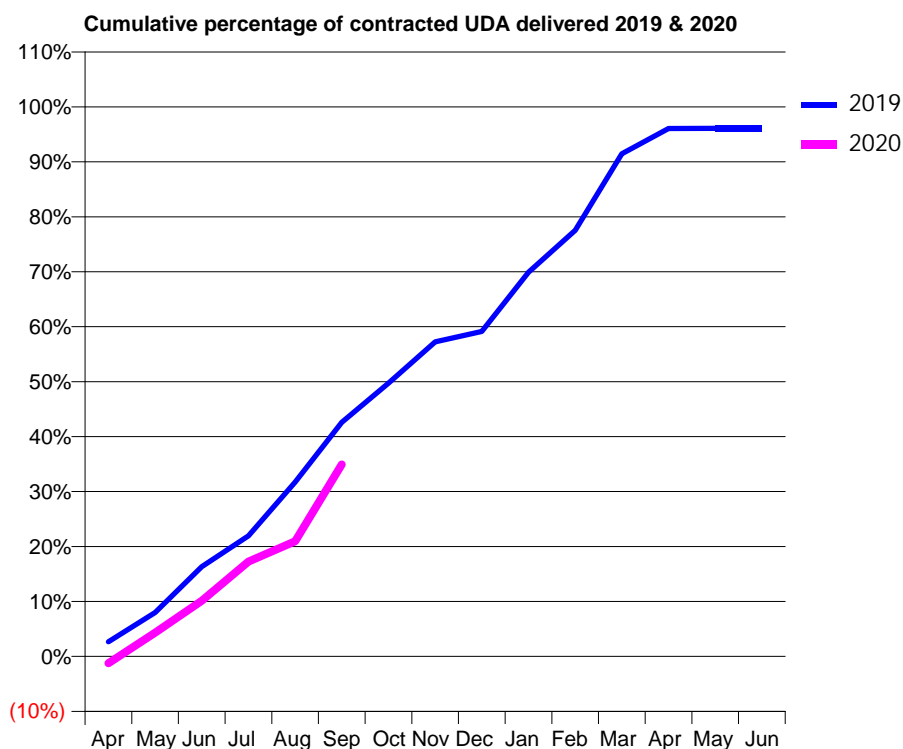
19/20 Contracted general activity (UDA)	3,500
Carry forward general activity (UDA)	137
19/20 Contracted orthodontic activity (UOA)	463
Carry forward orthodontic activity (UOA)	1
Baseline contract value	£122,153.91

### ACCESS\*

Patients seen in 24 months	Total	Change since previous quarter
Quarter ending September 2018	1,595	
Quarter ending December 2018	1,547	↓
Quarter ending March 2019	1,532	→
Quarter ending June 2019	1,501	↓
Quarter ending September 2019	1,476	↓
<b>Variance since September 2018</b>	<b>(7.5%)</b>	<b>↓</b>



### ACTIVITY



Month	2019	2020
April	94	-44
May	280	152
June	571	355
July	768	604
August	1,110	733
September	1,491	1,223
October	1,741	
November	2,003	
December	2,069	
January	2,446	
February	2,714	
March	3,201	
April	3,362	
May	3,363	
June	3,363	

### QUALITY

	Quantity	Base Number	Contract	AT	Region	England
% of FP17s for the same patient ID Re-attending within 3 months - Children	159	1,158	13.7%	9.3%	12.1%	11.5%
% of FP17s for the same patient ID Re-attending within 3 months - Adults	7	46	15.2%	12.3%	15.6%	15.4%
% of FP17s for the same patient ID Re-attending between 3 & 9 months - Children	803	1,158	69.3%	64.4%	61.2%	59.7%
% of FP17s for the same patient ID Re-attending between 3 & 9 months - Adults	34	46	73.9%	55.8%	54.3%	51.7%
% of FP17s for Band 1 Urgent Courses	48	1,066	4.5%	7.8%	9.1%	9.2%
% of FP17s Relating to Free Repair or Replacements	0	1,066	0.0%	0.9%	0.9%	0.7%
% of FP17s Relating to Continuations	0	1,066	0.0%	0.9%	1.0%	0.8%
% of Patients satisfied with the dentistry they have received	1	1	N/A	94.0%	94.4%	93.5%
% of Patients satisfied with the time they had to wait for an appointment	0	1	N/A	89.8%	88.1%	87.4%

\* This is based on patients treated on this contract for their most recent course of treatment. Figures in italics indicate the base number of FP17s or Patient Questionnaire responses are less than 100. N/A is shown where the base number of responses is less than 10 during the period. % is calculated as Quantity/Base number\*100

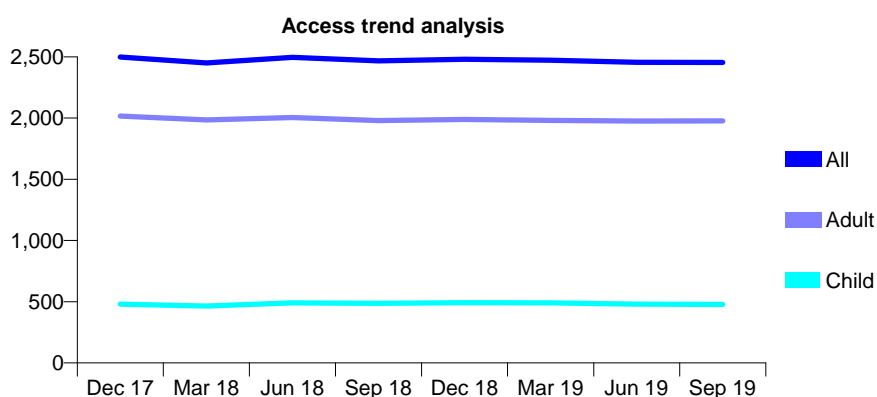
## Q50 - Vital Signs At a Glance Contract Report for 159786/0001 - September 2019

Name or company name	A R Brosgill Ltd
Contract type name	GDS Contract
Purpose of contract	General
Contract start date	01/05/2008
Contract end date	

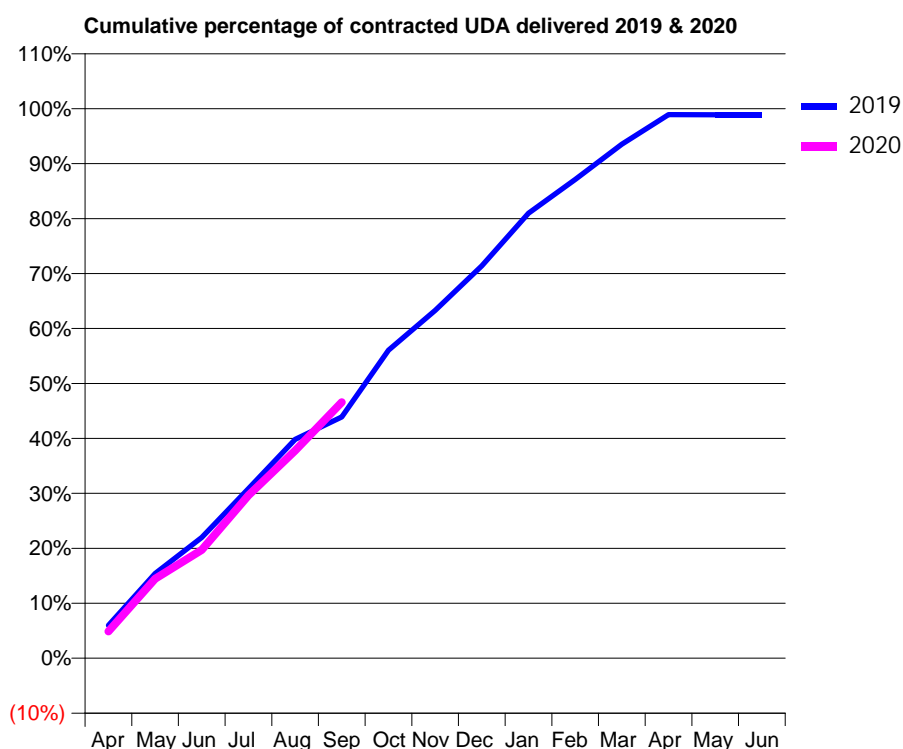
19/20 Contracted general activity (UDA)	6,650
Carry forward general activity (UDA)	75
19/20 Contracted orthodontic activity (UOA)	0
Carry forward orthodontic activity (UOA)	0
Baseline contract value	£233,440.80

### ACCESS\*

Patients seen in 24 months	Total	Change since previous quarter
Quarter ending September 2018	2,467	
Quarter ending December 2018	2,481	→
Quarter ending March 2019	2,472	→
Quarter ending June 2019	2,456	→
Quarter ending September 2019	2,455	→
<b>Variance since September 2018</b>	<b>(0.5%)</b>	→



### ACTIVITY



Month	2019	2020
April	397	325
May	1,026	963
June	1,462	1,310
July	2,051	1,971
August	2,650	2,513
September	2,920	3,097
October	3,727	
November	4,210	
December	4,747	
January	5,385	
February	5,793	
March	6,219	
April	6,578	
May	6,576	
June	6,575	

### QUALITY

	Quantity	Base Number	Contract	AT	Region	England
% of FP17s for the same patient ID Re-attending within 3 months - Children	28	482	5.8%	9.3%	12.1%	11.5%
% of FP17s for the same patient ID Re-attending within 3 months - Adults	175	1,808	9.7%	12.3%	15.6%	15.4%
% of FP17s for the same patient ID Re-attending between 3 & 9 months - Children	372	482	77.2%	64.4%	61.2%	59.7%
% of FP17s for the same patient ID Re-attending between 3 & 9 months - Adults	1,371	1,808	75.8%	55.8%	54.3%	51.7%
% of FP17s for Band 1 Urgent Courses	96	2,093	4.6%	7.8%	9.1%	9.2%
% of FP17s Relating to Free Repair or Replacements	12	2,093	0.6%	0.9%	0.9%	0.7%
% of FP17s Relating to Continuations	2	2,093	0.1%	0.9%	1.0%	0.8%
% of Patients satisfied with the dentistry they have received	1	1	N/A	94.0%	94.4%	93.5%
% of Patients satisfied with the time they had to wait for an appointment	1	1	N/A	89.8%	88.1%	87.4%

\* This is based on patients treated on this contract for their most recent course of treatment. Figures in italics indicate the base number of FP17s or Patient Questionnaire responses are less than 100. N/A is shown where the base number of responses is less than 10 during the period. % is calculated as Quantity/Base number\*100

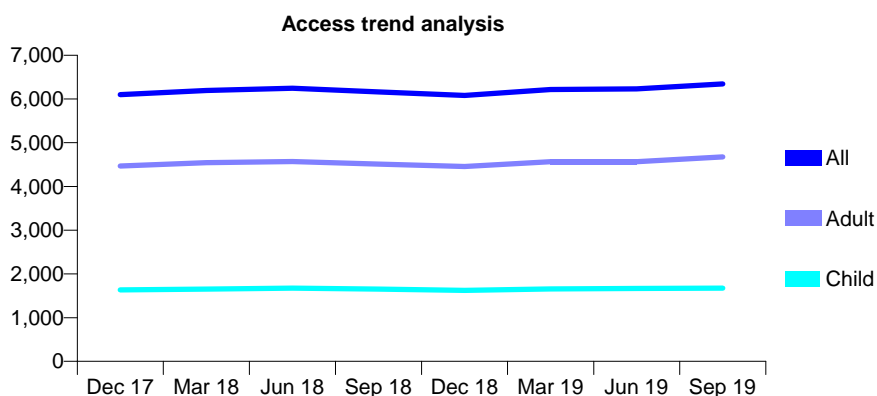
## Q50 - Vital Signs At a Glance Contract Report for 161586/0001 - September 2019

Name or company name	B & R Dental Care
Contract type name	GDS Contract
Purpose of contract	General
Contract start date	01/12/2015
Contract end date	

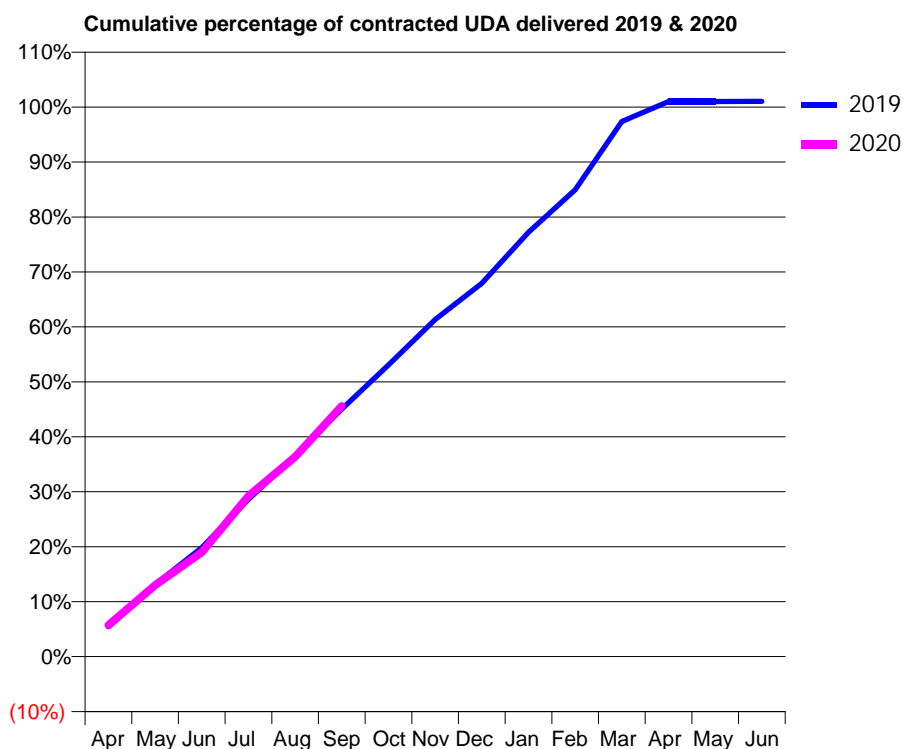
19/20 Contracted general activity (UDA)	16,800
Carry forward general activity (UDA)	-173
19/20 Contracted orthodontic activity (UOA)	0
Carry forward orthodontic activity (UOA)	0
Baseline contract value	£515,018.72

### ACCESS\*

Patients seen in 24 months	Total	Change since previous quarter
Quarter ending September 2018	6,164	
Quarter ending December 2018	6,081	↓
Quarter ending March 2019	6,219	↑
Quarter ending June 2019	6,231	→
Quarter ending September 2019	6,345	→
<b>Variance since September 2018</b>	<b>2.9%</b>	<b>↑</b>



### ACTIVITY



Month	Adjusted Scheduled Activity (UDA)	
	2019	2020
April	913	965
May	2,212	2,188
June	3,329	3,192
July	4,810	4,912
August	6,151	6,108
September	7,564	7,657
October	8,920	
November	10,304	
December	11,411	
January	12,970	
February	14,274	
March	16,358	
April	16,969	
May	16,971	
June	16,973	

### QUALITY

	Quantity	Base Number	Contract	AT	Region	England
% of FP17s for the same patient ID Re-attending within 3 months - Children	90	1,575	5.7%	9.3%	12.1%	11.5%
% of FP17s for the same patient ID Re-attending within 3 months - Adults	189	2,711	7.0%	12.3%	15.6%	15.4%
% of FP17s for the same patient ID Re-attending between 3 & 9 months - Children	1,115	1,575	70.8%	64.4%	61.2%	59.7%
% of FP17s for the same patient ID Re-attending between 3 & 9 months - Adults	533	2,711	19.7%	55.8%	54.3%	51.7%
% of FP17s for Band 1 Urgent Courses	221	3,987	5.5%	7.8%	9.1%	9.2%
% of FP17s Relating to Free Repair or Replacements	30	3,987	0.8%	0.9%	0.9%	0.7%
% of FP17s Relating to Continuations	16	3,987	0.4%	0.9%	1.0%	0.8%
% of Patients satisfied with the dentistry they have received	2	2	N/A	94.0%	94.4%	93.5%
% of Patients satisfied with the time they had to wait for an appointment	2	2	N/A	89.8%	88.1%	87.4%

\* This is based on patients treated on this contract for their most recent course of treatment. Figures in italics indicate the base number of FP17s or Patient Questionnaire responses are less than 100. N/A is shown where the base number of responses is less than 10 during the period. % is calculated as Quantity/Base number\*100

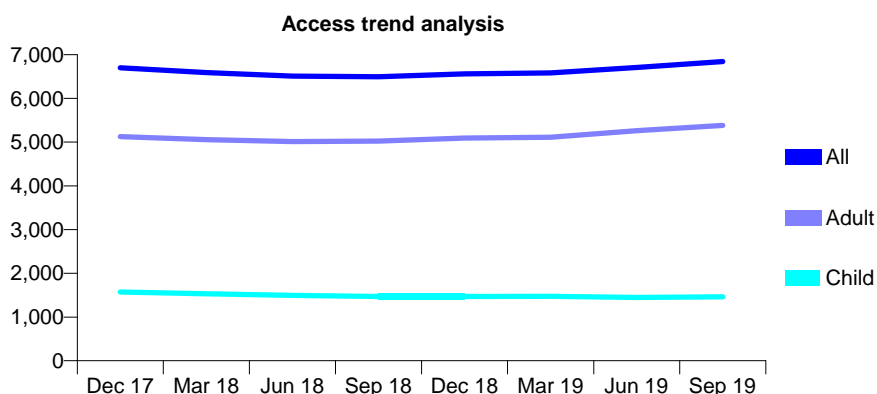
## Q50 - Vital Signs At a Glance Contract Report for 161586/0002 - September 2019

Name or company name	B & R Dental Care
Contract type name	GDS Contract
Purpose of contract	General
Contract start date	01/12/2015
Contract end date	

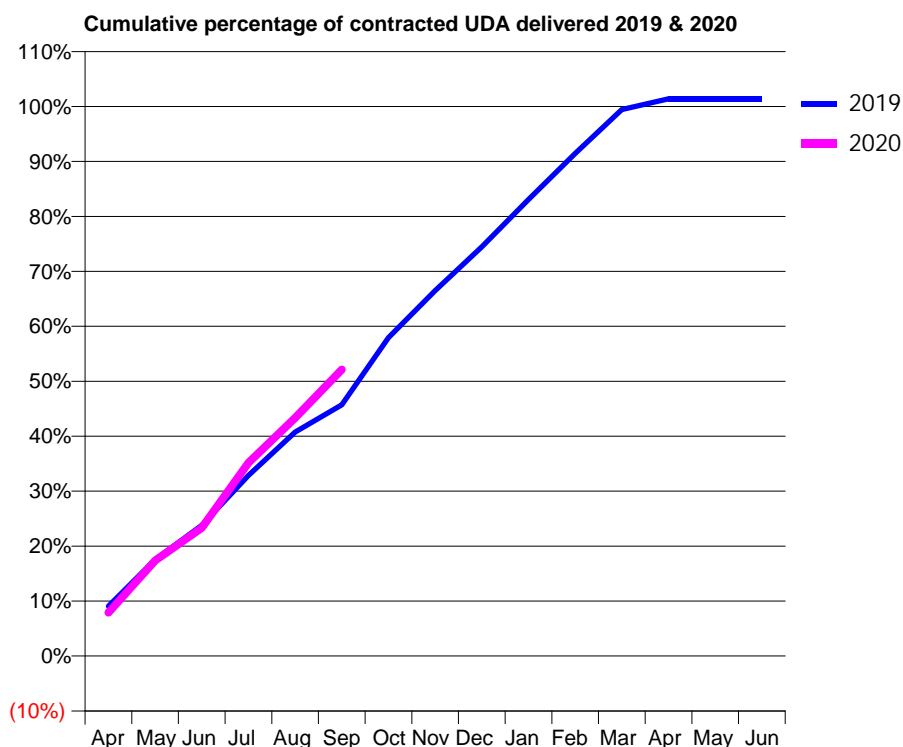
19/20 Contracted general activity (UDA)	16,800
Carry forward general activity (UDA)	-231
19/20 Contracted orthodontic activity (UOA)	0
Carry forward orthodontic activity (UOA)	0
Baseline contract value	£513,995.28

### ACCESS\*

Patients seen in 24 months	Total	Change since previous quarter
Quarter ending September 2018	6,494	
Quarter ending December 2018	6,562	→
Quarter ending March 2019	6,583	→
Quarter ending June 2019	6,710	→
Quarter ending September 2019	6,844	→
<b>Variance since September 2018</b>	<b>5.4%</b>	<b>↑</b>



### ACTIVITY



Month	Adjusted Scheduled Activity (UDA)	
	2019	2020
April	1,528	1,328
May	2,952	2,919
June	3,992	3,914
July	5,522	5,908
August	6,847	7,281
September	7,681	8,756
October	9,732	
November	11,171	
December	12,509	
January	13,956	
February	15,363	
March	16,706	
April	17,031	
May	17,031	
June	17,031	

### QUALITY

	Quantity	Base Number	Contract	AT	Region	England
% of FP17s for the same patient ID Re-attending within 3 months - Children	66	1,430	4.6%	9.3%	12.1%	11.5%
% of FP17s for the same patient ID Re-attending within 3 months - Adults	236	3,365	7.0%	12.3%	15.6%	15.4%
% of FP17s for the same patient ID Re-attending between 3 & 9 months - Children	1,015	1,430	71.0%	64.4%	61.2%	59.7%
% of FP17s for the same patient ID Re-attending between 3 & 9 months - Adults	641	3,365	19.0%	55.8%	54.3%	51.7%
% of FP17s for Band 1 Urgent Courses	327	4,568	7.2%	7.8%	9.1%	9.2%
% of FP17s Relating to Free Repair or Replacements	8	4,568	0.2%	0.9%	0.9%	0.7%
% of FP17s Relating to Continuations	31	4,568	0.7%	0.9%	1.0%	0.8%
% of Patients satisfied with the dentistry they have received	5	5	N/A	94.0%	94.4%	93.5%
% of Patients satisfied with the time they had to wait for an appointment	5	5	N/A	89.8%	88.1%	87.4%

\* This is based on patients treated on this contract for their most recent course of treatment. Figures in italics indicate the base number of FP17s or Patient Questionnaire responses are less than 100. N/A is shown where the base number of responses is less than 10 during the period. % is calculated as Quantity/Base number\*100

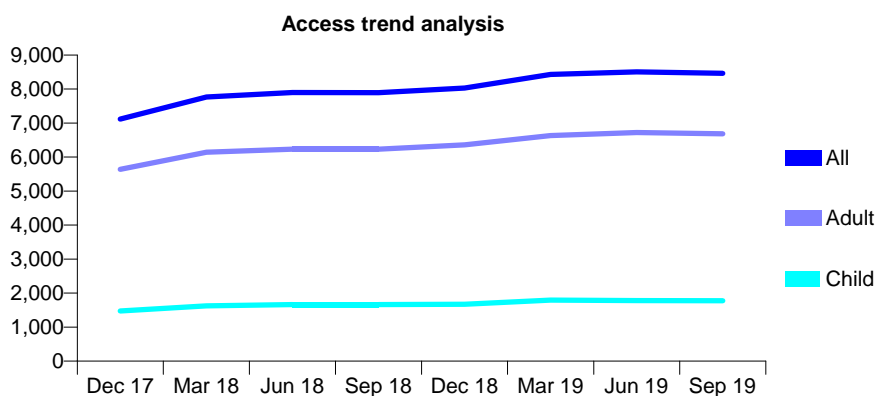
## Q50 - Vital Signs At a Glance Contract Report for 161829/0001 - September 2019

Name or company name	Exchange Street Practice Ltd
Contract type name	GDS Contract
Purpose of contract	General
Contract start date	01/04/2011
Contract end date	

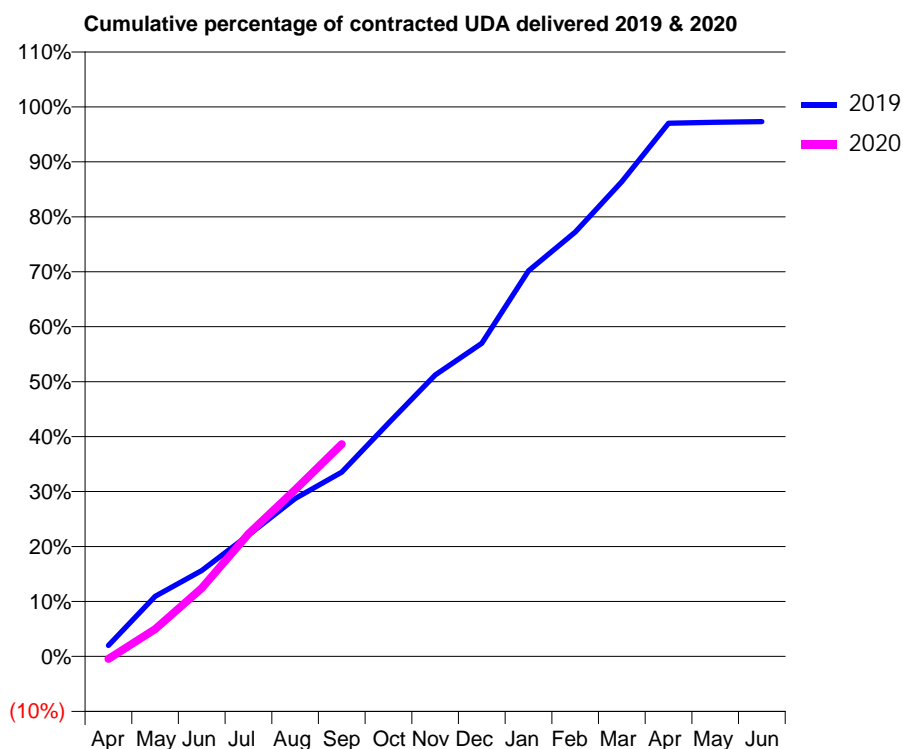
19/20 Contracted general activity (UDA)	21,484
Carry forward general activity (UDA)	579
19/20 Contracted orthodontic activity (UOA)	0
Carry forward orthodontic activity (UOA)	0
Baseline contract value	£679,331.29

### ACCESS\*

Patients seen in 24 months	Total	Change since previous quarter
Quarter ending September 2018	7,898	
Quarter ending December 2018	8,031	→
Quarter ending March 2019	8,430	↑
Quarter ending June 2019	8,506	→
Quarter ending September 2019	8,463	→
<b>Variance since September 2018</b>	<b>7.2%</b>	<b>↑</b>



### ACTIVITY



Month	2019	2020
April	428	-103
May	2,351	1,067
June	3,361	2,671
July	4,749	4,789
August	6,171	6,514
September	7,204	8,304
October	9,119	
November	11,006	
December	12,241	
January	15,077	
February	16,592	
March	18,556	
April	20,844	
May	20,882	
June	20,905	

### QUALITY

	Quantity	Base Number	Contract	AT	Region	England
% of FP17s for the same patient ID Re-attending within 3 months - Children	50	1,216	4.1%	9.3%	12.1%	11.5%
% of FP17s for the same patient ID Re-attending within 3 months - Adults	400	4,045	9.9%	12.3%	15.6%	15.4%
% of FP17s for the same patient ID Re-attending between 3 & 9 months - Children	716	1,216	58.9%	64.4%	61.2%	59.7%
% of FP17s for the same patient ID Re-attending between 3 & 9 months - Adults	1,992	4,045	49.2%	55.8%	54.3%	51.7%
% of FP17s for Band 1 Urgent Courses	258	4,332	6.0%	7.8%	9.1%	9.2%
% of FP17s Relating to Free Repair or Replacements	41	4,332	0.9%	0.9%	0.9%	0.7%
% of FP17s Relating to Continuations	37	4,332	0.9%	0.9%	1.0%	0.8%
% of Patients satisfied with the dentistry they have received	3	3	N/A	94.0%	94.4%	93.5%
% of Patients satisfied with the time they had to wait for an appointment	2	3	N/A	89.8%	88.1%	87.4%

\* This is based on patients treated on this contract for their most recent course of treatment. Figures in italics indicate the base number of FP17s or Patient Questionnaire responses are less than 100. N/A is shown where the base number of responses is less than 10 during the period. % is calculated as Quantity/Base number\*100

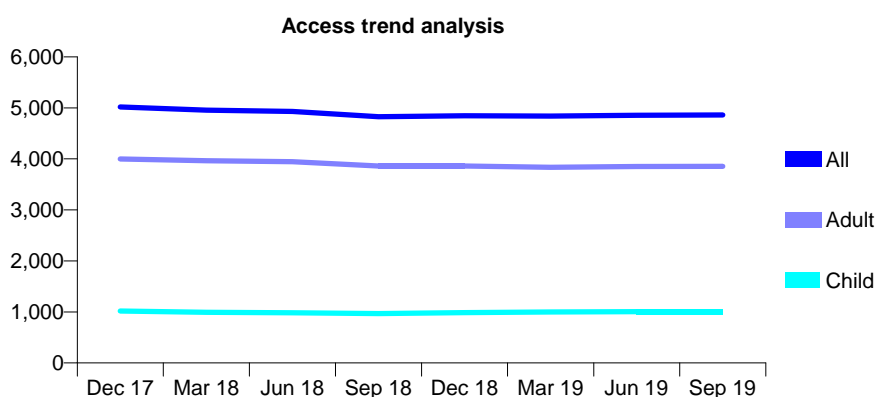
## Q50 - Vital Signs At a Glance Contract Report for 163252/0001 - September 2019

Name or company name	Alpha Dental Great Ayton
Contract type name	GDS Contract
Purpose of contract	General
Contract start date	01/04/2009
Contract end date	

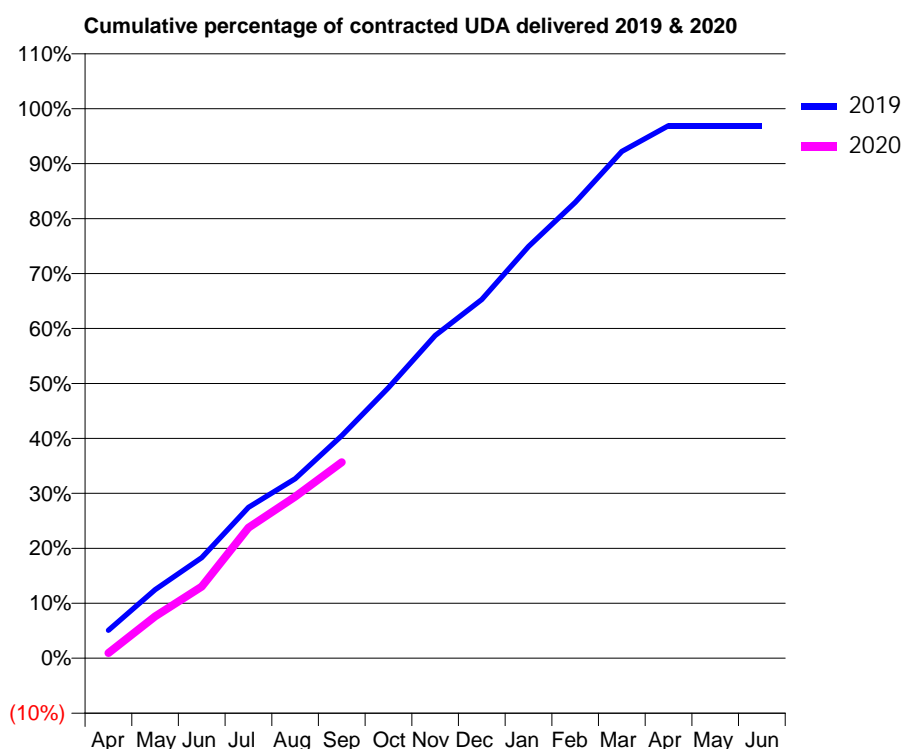
19/20 Contracted general activity (UDA)	14,000
Carry forward general activity (UDA)	433
19/20 Contracted orthodontic activity (UOA)	0
Carry forward orthodontic activity (UOA)	0
Baseline contract value	£374,747.77

### ACCESS\*

Patients seen in 24 months	Total	Change since previous quarter
Quarter ending September 2018	4,827	
Quarter ending December 2018	4,847	→
Quarter ending March 2019	4,837	→
Quarter ending June 2019	4,855	→
Quarter ending September 2019	4,861	→
<b>Variance since September 2018</b>	<b>0.7%</b>	<b>→</b>



### ACTIVITY



Month	2019	2020
April	711	136
May	1,748	1,068
June	2,564	1,826
July	3,845	3,324
August	4,576	4,116
September	5,667	4,994
October	6,893	
November	8,224	
December	9,136	
January	10,490	
February	11,613	
March	12,912	
April	13,567	
May	13,567	
June	13,567	

### QUALITY

	Quantity	Base Number	Contract	AT	Region	England
% of FP17s for the same patient ID Re-attending within 3 months - Children	52	654	8.0%	9.3%	12.1%	11.5%
% of FP17s for the same patient ID Re-attending within 3 months - Adults	359	2,448	14.7%	12.3%	15.6%	15.4%
% of FP17s for the same patient ID Re-attending between 3 & 9 months - Children	377	654	57.6%	64.4%	61.2%	59.7%
% of FP17s for the same patient ID Re-attending between 3 & 9 months - Adults	1,296	2,448	52.9%	55.8%	54.3%	51.7%
% of FP17s for Band 1 Urgent Courses	205	2,642	7.8%	7.8%	9.1%	9.2%
% of FP17s Relating to Free Repair or Replacements	42	2,642	1.6%	0.9%	0.9%	0.7%
% of FP17s Relating to Continuations	19	2,642	0.7%	0.9%	1.0%	0.8%
% of Patients satisfied with the dentistry they have received	4	4	N/A	94.0%	94.4%	93.5%
% of Patients satisfied with the time they had to wait for an appointment	4	4	N/A	89.8%	88.1%	87.4%

\* This is based on patients treated on this contract for their most recent course of treatment.

Figures in italics indicate the base number of FP17s or Patient Questionnaire responses are less than 100. N/A is shown where the base number of responses is less than 10 during the period. % is calculated as Quantity/Base number\*100

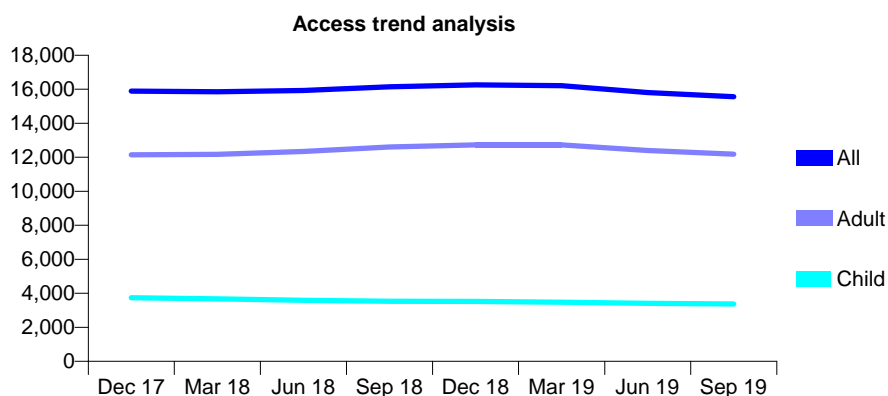
## Q50 - Vital Signs At a Glance Contract Report for 163880/0001 - September 2019

Name or company name	Lawrence Street Dental Practice Ltd
Contract type name	GDS Contract
Purpose of contract	General
Contract start date	01/03/2008
Contract end date	

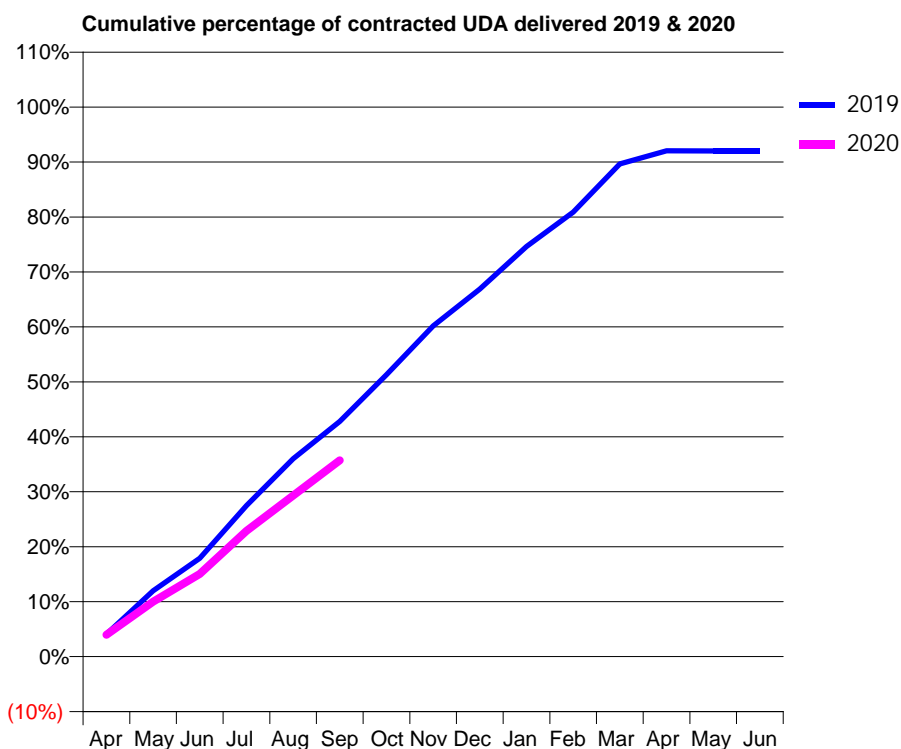
19/20 Contracted general activity (UDA)	44,087
Carry forward general activity (UDA)	0
19/20 Contracted orthodontic activity (UOA)	0
Carry forward orthodontic activity (UOA)	0
Baseline contract value	£1,451,402.65

### ACCESS\*

Patients seen in 24 months	Total	Change since previous quarter
Quarter ending September 2018	16,144	
Quarter ending December 2018	16,261	→
Quarter ending March 2019	16,213	→
Quarter ending June 2019	15,810	↓
Quarter ending September 2019	15,561	↓
<b>Variance since September 2018</b>	<b>(3.6%)</b>	<b>↓</b>



### ACTIVITY



Month	Adjusted Scheduled Activity (UDA)	
	2019	2020
April	1,798	1,751
May	5,291	4,414
June	7,894	6,641
July	12,121	10,082
August	15,884	12,918
September	18,868	15,757
October	22,622	
November	26,535	
December	29,485	
January	32,904	
February	35,667	
March	39,529	
April	40,572	
May	40,567	
June	40,562	

### QUALITY

	Quantity	Base Number	Contract	AT	Region	England
% of FP17s for the same patient ID Re-attending within 3 months - Children	140	2,340	6.0%	9.3%	12.1%	11.5%
% of FP17s for the same patient ID Re-attending within 3 months - Adults	852	8,043	10.6%	12.3%	15.6%	15.4%
% of FP17s for the same patient ID Re-attending between 3 & 9 months - Children	1,520	2,340	65.0%	64.4%	61.2%	59.7%
% of FP17s for the same patient ID Re-attending between 3 & 9 months - Adults	5,069	8,043	63.0%	55.8%	54.3%	51.7%
% of FP17s for Band 1 Urgent Courses	808	9,830	8.2%	7.8%	9.1%	9.2%
% of FP17s Relating to Free Repair or Replacements	45	9,830	0.5%	0.9%	0.9%	0.7%
% of FP17s Relating to Continuations	48	9,830	0.5%	0.9%	1.0%	0.8%
% of Patients satisfied with the dentistry they have received	5	7	N/A	94.0%	94.4%	93.5%
% of Patients satisfied with the time they had to wait for an appointment	6	7	N/A	89.8%	88.1%	87.4%

\* This is based on patients treated on this contract for their most recent course of treatment. Figures in italics indicate the base number of FP17s or Patient Questionnaire responses are less than 100. N/A is shown where the base number of responses is less than 10 during the period. % is calculated as Quantity/Base number\*100

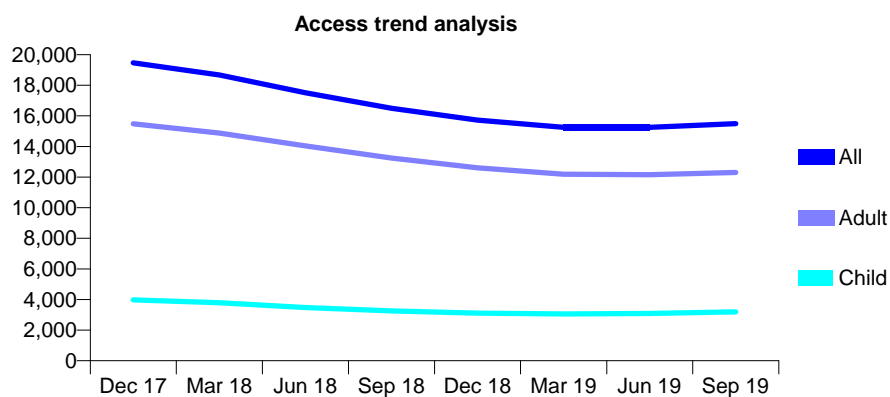
## Q50 - Vital Signs At a Glance Contract Report for 163961/0001 - September 2019

Name or company name	Pierce & Geddes Limited
Contract type name	GDS Contract
Purpose of contract	General
Contract start date	01/12/2008
Contract end date	

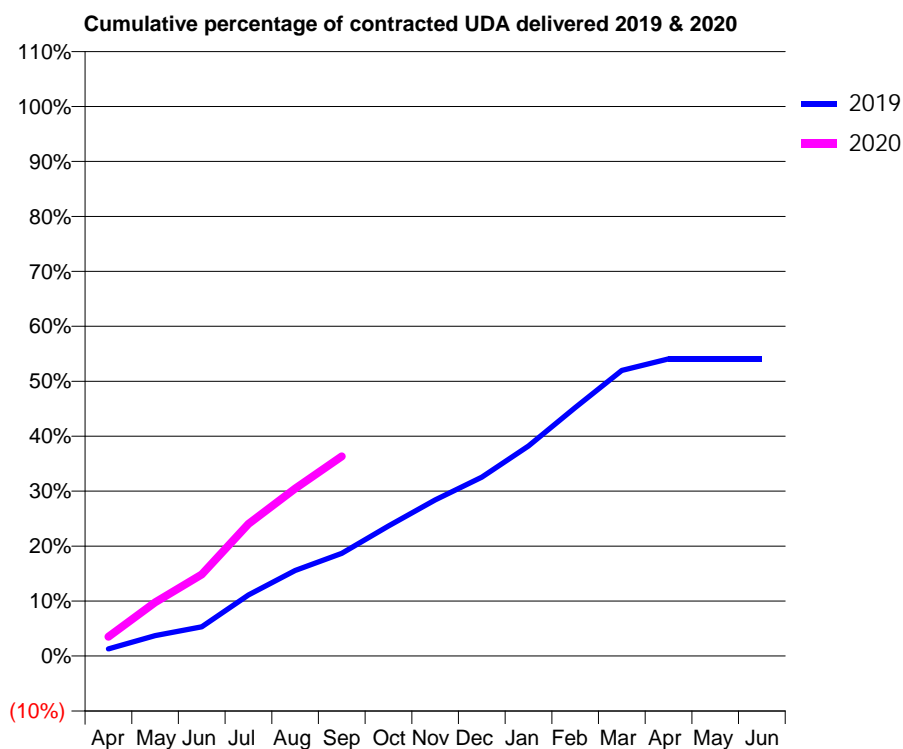
19/20 Contracted general activity (UDA)	65,063
Carry forward general activity (UDA)	0
19/20 Contracted orthodontic activity (UOA)	0
Carry forward orthodontic activity (UOA)	0
Baseline contract value	£2,053,617.55

### ACCESS\*

Patients seen in 24 months	Total	Change since previous quarter
Quarter ending September 2018	16,501	
Quarter ending December 2018	15,722	↓
Quarter ending March 2019	15,255	↓
Quarter ending June 2019	15,253	→
Quarter ending September 2019	15,494	→
<b>Variance since September 2018</b>	<b>(6.1%)</b>	<b>↓</b>



### ACTIVITY



Month	Adjusted Scheduled Activity (UDA)	
	2019	2020
April	839	2,286
May	2,428	6,355
June	3,468	9,652
July	7,228	15,637
August	10,121	19,839
September	12,149	23,651
October	15,400	
November	18,480	
December	21,184	
January	24,878	
February	29,422	
March	33,817	
April	35,192	
May	35,182	
June	35,174	

### QUALITY

	Quantity	Base Number	Contract	AT	Region	England
% of FP17s for the same patient ID Re-attending within 3 months - Children	102	2,518	4.1%	9.3%	12.1%	11.5%
% of FP17s for the same patient ID Re-attending within 3 months - Adults	784	9,406	8.3%	12.3%	15.6%	15.4%
% of FP17s for the same patient ID Re-attending between 3 & 9 months - Children	1,501	2,518	59.6%	64.4%	61.2%	59.7%
% of FP17s for the same patient ID Re-attending between 3 & 9 months - Adults	5,439	9,406	57.8%	55.8%	54.3%	51.7%
% of FP17s for Band 1 Urgent Courses	616	11,286	5.5%	7.8%	9.1%	9.2%
% of FP17s Relating to Free Repair or Replacements	100	11,286	0.9%	0.9%	0.9%	0.7%
% of FP17s Relating to Continuations	93	11,286	0.8%	0.9%	1.0%	0.8%
% of Patients satisfied with the dentistry they have received	5	5	N/A	94.0%	94.4%	93.5%
% of Patients satisfied with the time they had to wait for an appointment	5	5	N/A	89.8%	88.1%	87.4%

\* This is based on patients treated on this contract for their most recent course of treatment. Figures in italics indicate the base number of FP17s or Patient Questionnaire responses are less than 100. N/A is shown where the base number of responses is less than 10 during the period. % is calculated as Quantity/Base number\*100



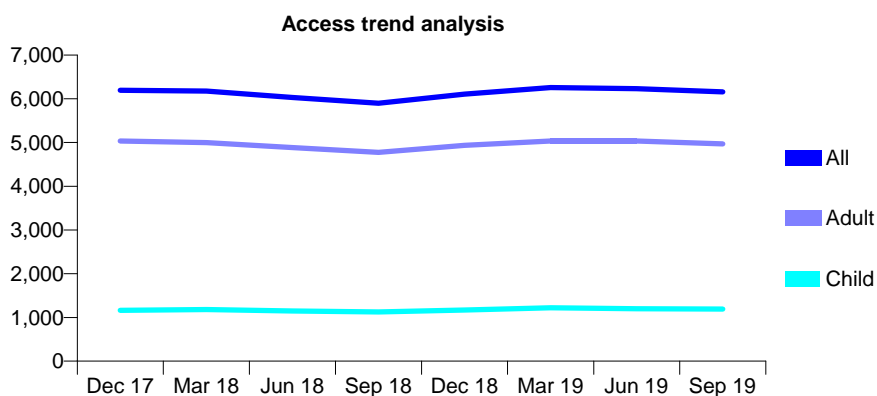
## Q50 - Vital Signs At a Glance Contract Report for 164119/0001 - September 2019

Name or company name	Filey Dental Care Centre Partnership
Contract type name	GDS Contract
Purpose of contract	General
Contract start date	24/08/2012
Contract end date	

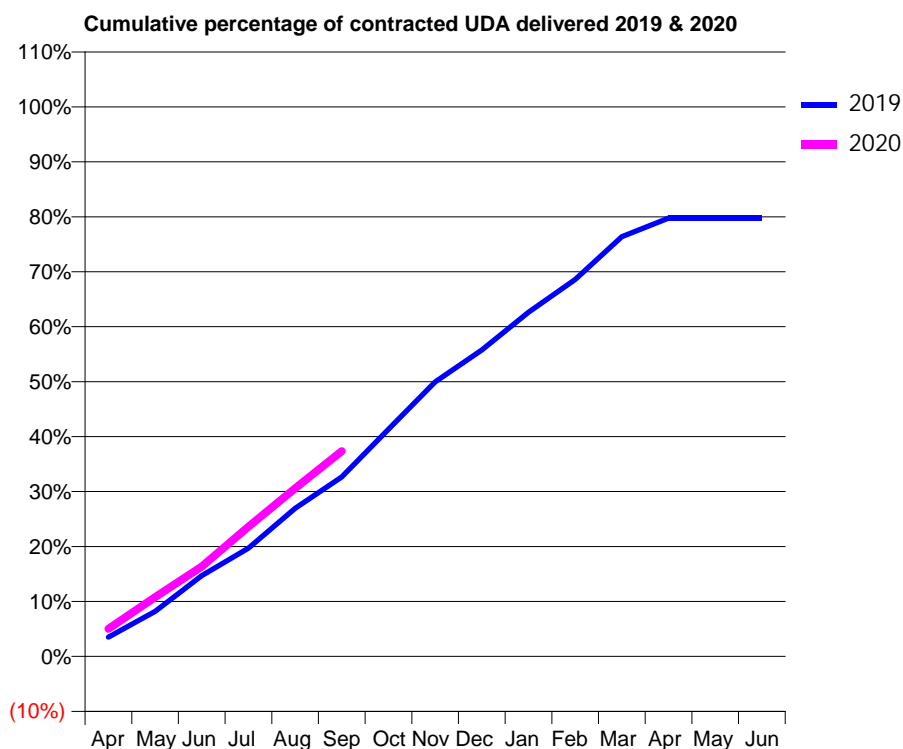
19/20 Contracted general activity (UDA)	20,700
Carry forward general activity (UDA)	0
19/20 Contracted orthodontic activity (UOA)	0
Carry forward orthodontic activity (UOA)	0
Baseline contract value	£567,814.10

### ACCESS\*

Patients seen in 24 months	Total	Change since previous quarter
Quarter ending September 2018	5,897	
Quarter ending December 2018	6,107	↑
Quarter ending March 2019	6,256	↑
Quarter ending June 2019	6,232	→
Quarter ending September 2019	6,160	↓
<b>Variance since September 2018</b>	<b>4.5%</b>	<b>↑</b>



### ACTIVITY



Month	2019	2020
April	727	1,043
May	1,693	2,232
June	3,043	3,388
July	4,081	4,883
August	5,579	6,331
September	6,758	7,733
October	8,558	
November	10,340	
December	11,540	
January	12,961	
February	14,199	
March	15,809	
April	16,511	
May	16,511	
June	16,511	

### QUALITY

	Quantity	Base Number	Contract	AT	Region	England
% of FP17s for the same patient ID Re-attending within 3 months - Children	42	890	4.7%	9.3%	12.1%	11.5%
% of FP17s for the same patient ID Re-attending within 3 months - Adults	345	3,305	10.4%	12.3%	15.6%	15.4%
% of FP17s for the same patient ID Re-attending between 3 & 9 months - Children	546	890	61.3%	64.4%	61.2%	59.7%
% of FP17s for the same patient ID Re-attending between 3 & 9 months - Adults	1,465	3,305	44.3%	55.8%	54.3%	51.7%
% of FP17s for Band 1 Urgent Courses	304	3,896	7.8%	7.8%	9.1%	9.2%
% of FP17s Relating to Free Repair or Replacements	23	3,896	0.6%	0.9%	0.9%	0.7%
% of FP17s Relating to Continuations	29	3,896	0.7%	0.9%	1.0%	0.8%
% of Patients satisfied with the dentistry they have received	1	1	N/A	94.0%	94.4%	93.5%
% of Patients satisfied with the time they had to wait for an appointment	1	1	N/A	89.8%	88.1%	87.4%

\* This is based on patients treated on this contract for their most recent course of treatment. Figures in italics indicate the base number of FP17s or Patient Questionnaire responses are less than 100. N/A is shown where the base number of responses is less than 10 during the period. % is calculated as Quantity/Base number\*100

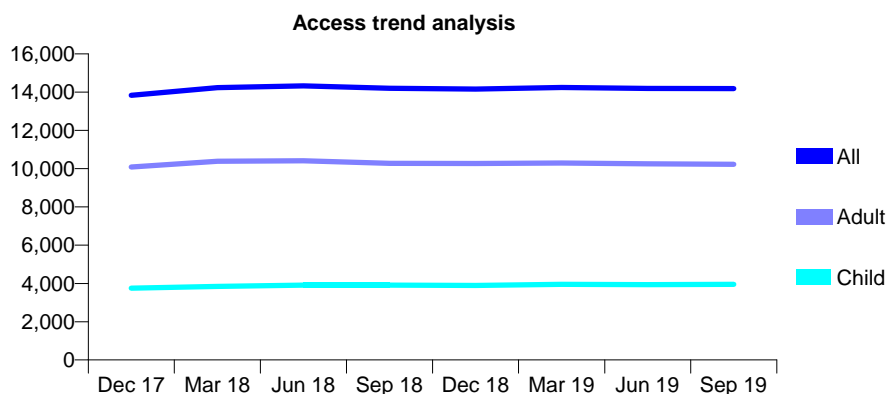
## Q50 - Vital Signs At a Glance Contract Report for 164623/0001 - September 2019

Name or company name	Clock House Dental Practice
Contract type name	GDS Contract
Purpose of contract	General
Contract start date	01/07/2014
Contract end date	

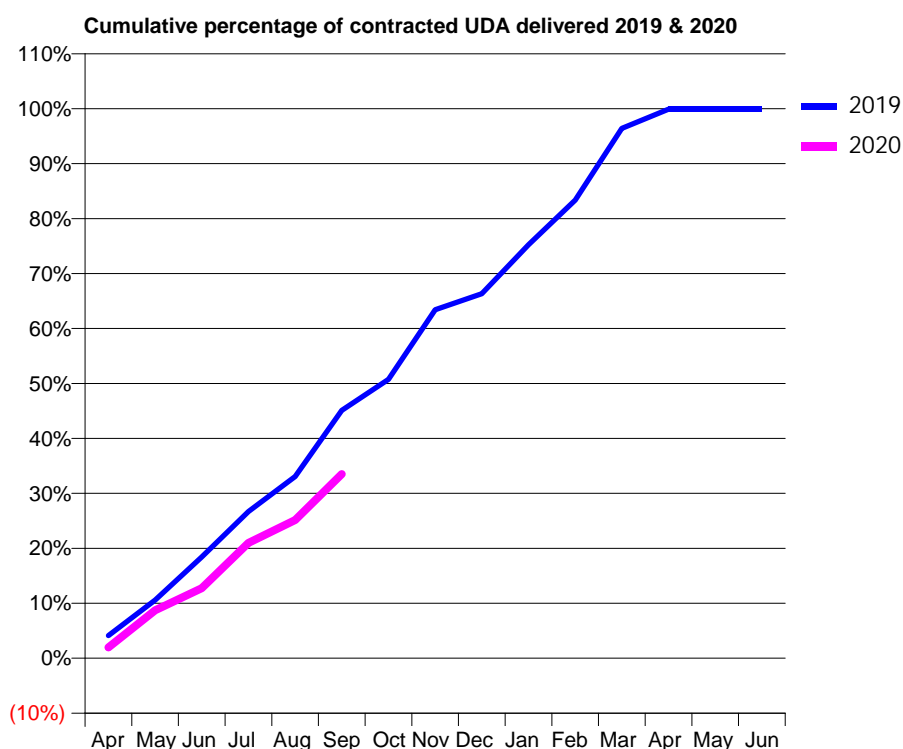
19/20 Contracted general activity (UDA)	38,182
Carry forward general activity (UDA)	40
19/20 Contracted orthodontic activity (UOA)	0
Carry forward orthodontic activity (UOA)	0
Baseline contract value	£1,129,086.07

### ACCESS\*

Patients seen in 24 months	Total	Change since previous quarter
Quarter ending September 2018	14,195	
Quarter ending December 2018	14,159	→
Quarter ending March 2019	14,241	→
Quarter ending June 2019	14,192	→
Quarter ending September 2019	14,184	→
<b>Variance since September 2018</b>	<b>(0.1%)</b>	→



### ACTIVITY



Month	Adjusted Scheduled Activity (UDA)	
	2019	2020
April	1,569	756
May	4,043	3,333
June	7,036	4,868
July	10,184	8,006
August	12,623	9,607
September	17,216	12,791
October	19,378	
November	24,218	
December	25,332	
January	28,731	
February	31,835	
March	36,809	
April	38,140	
May	38,142	
June	38,142	

### QUALITY

	Quantity	Base Number	Contract	AT	Region	England
% of FP17s for the same patient ID Re-attending within 3 months - Children	151	2,686	5.6%	9.3%	12.1%	11.5%
% of FP17s for the same patient ID Re-attending within 3 months - Adults	597	6,337	9.4%	12.3%	15.6%	15.4%
% of FP17s for the same patient ID Re-attending between 3 & 9 months - Children	1,710	2,686	63.7%	64.4%	61.2%	59.7%
% of FP17s for the same patient ID Re-attending between 3 & 9 months - Adults	3,938	6,337	62.1%	55.8%	54.3%	51.7%
% of FP17s for Band 1 Urgent Courses	457	7,800	5.9%	7.8%	9.1%	9.2%
% of FP17s Relating to Free Repair or Replacements	59	7,800	0.8%	0.9%	0.9%	0.7%
% of FP17s Relating to Continuations	39	7,800	0.5%	0.9%	1.0%	0.8%
% of Patients satisfied with the dentistry they have received	7	7	N/A	94.0%	94.4%	93.5%
% of Patients satisfied with the time they had to wait for an appointment	7	7	N/A	89.8%	88.1%	87.4%

\* This is based on patients treated on this contract for their most recent course of treatment.

Figures in italics indicate the base number of FP17s or Patient Questionnaire responses are less than 100. N/A is shown where the base number of responses is less than 10 during the period. % is calculated as Quantity/Base number\*100

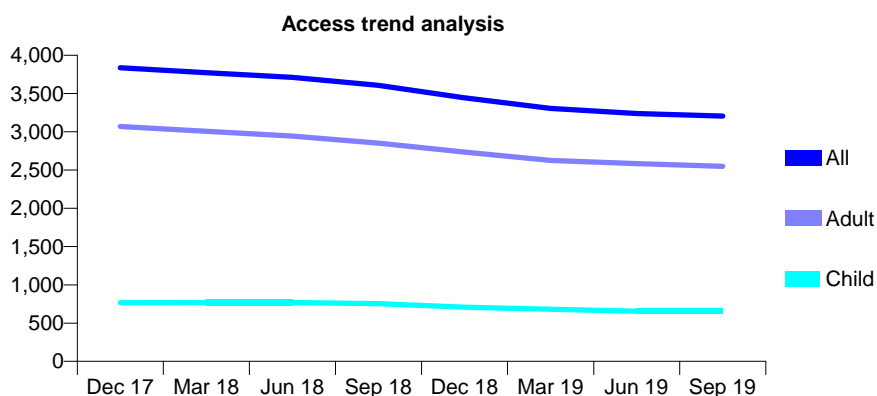
## Q50 - Vital Signs At a Glance Contract Report for 164690/0001 - September 2019

Name or company name	IDH 477 Limited
Contract type name	GDS Contract
Purpose of contract	General
Contract start date	01/04/2008
Contract end date	

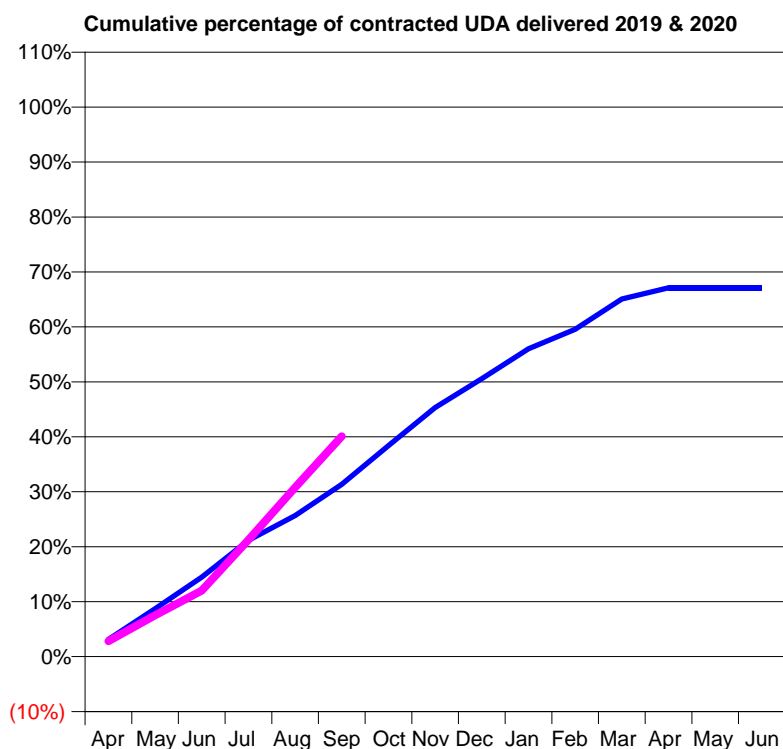
19/20 Contracted general activity (UDA)	11,845
Carry forward general activity (UDA)	0
19/20 Contracted orthodontic activity (UOA)	0
Carry forward orthodontic activity (UOA)	0
Baseline contract value	£380,600.88

### ACCESS\*

Patients seen in 24 months	Total	Change since previous quarter
Quarter ending September 2018	3,607	
Quarter ending December 2018	3,443	↓
Quarter ending March 2019	3,306	↓
Quarter ending June 2019	3,240	↓
Quarter ending September 2019	3,206	↓
<b>Variance since September 2018</b>	<b>(11.1%)</b>	<b>↓</b>



### ACTIVITY



Month	Adjusted Scheduled Activity (UDA)	
	2019	2020
April	373	331
May	1,035	892
June	1,715	1,425
July	2,507	2,517
August	3,044	3,648
September	3,715	4,748
October	4,548	
November	5,372	
December	5,990	
January	6,636	
February	7,056	
March	7,707	
April	7,950	
May	7,950	
June	7,950	

### QUALITY

	Quantity	Base Number	Contract	AT	Region	England
% of FP17s for the same patient ID Re-attending within 3 months - Children	16	406	3.9%	9.3%	12.1%	11.5%
% of FP17s for the same patient ID Re-attending within 3 months - Adults	145	1,404	10.3%	12.3%	15.6%	15.4%
% of FP17s for the same patient ID Re-attending between 3 & 9 months - Children	116	406	28.6%	64.4%	61.2%	59.7%
% of FP17s for the same patient ID Re-attending between 3 & 9 months - Adults	346	1,404	24.6%	55.8%	54.3%	51.7%
% of FP17s for Band 1 Urgent Courses	108	1,715	6.3%	7.8%	9.1%	9.2%
% of FP17s Relating to Free Repair or Replacements	20	1,715	1.2%	0.9%	0.9%	0.7%
% of FP17s Relating to Continuations	13	1,715	0.8%	0.9%	1.0%	0.8%
% of Patients satisfied with the dentistry they have received	2	2	N/A	94.0%	94.4%	93.5%
% of Patients satisfied with the time they had to wait for an appointment	2	2	N/A	89.8%	88.1%	87.4%

\* This is based on patients treated on this contract for their most recent course of treatment. Figures in italics indicate the base number of FP17s or Patient Questionnaire responses are less than 100. N/A is shown where the base number of responses is less than 10 during the period. % is calculated as Quantity/Base number\*100

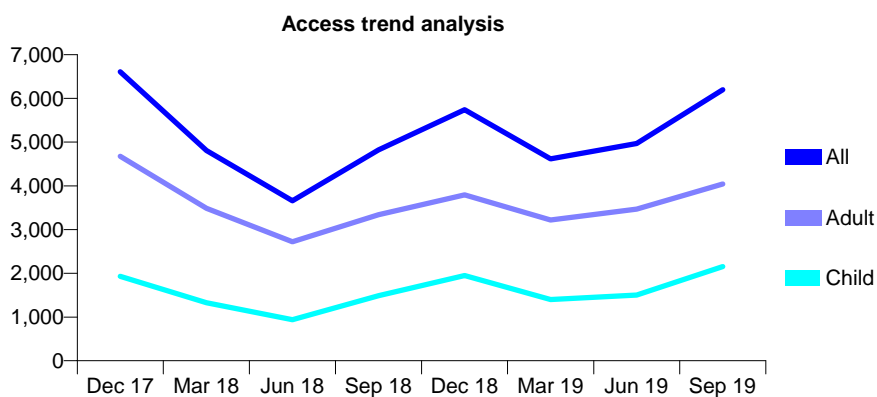
## Q50 - Vital Signs At a Glance Contract Report for 166103/0001 - September 2019

Name or company name	The Dental Design Studio
Contract type name	GDS Contract
Purpose of contract	General
Contract start date	01/09/2013
Contract end date	

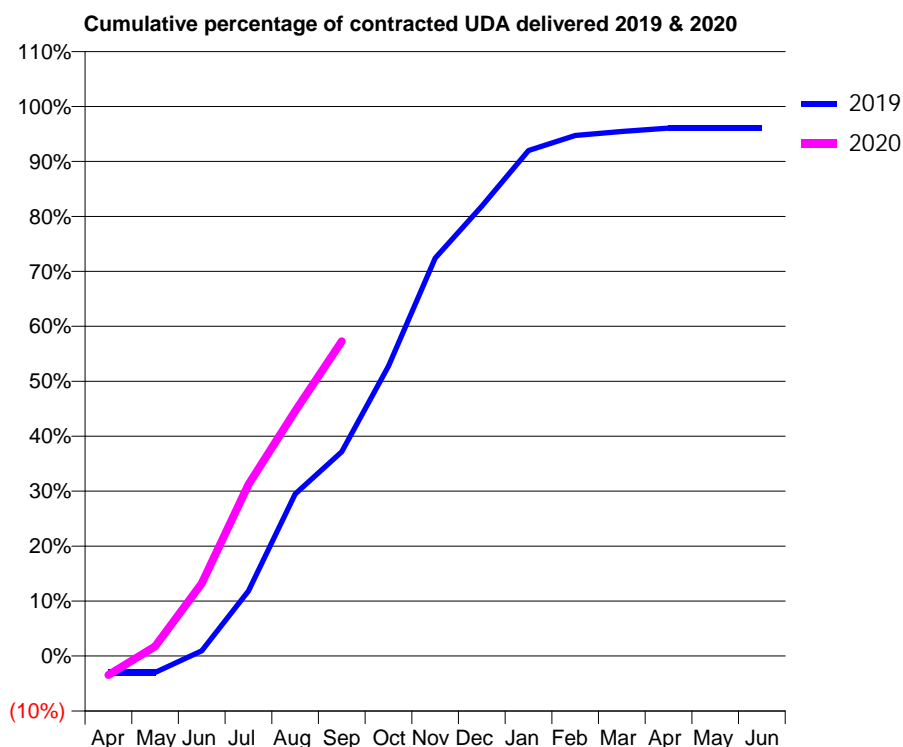
19/20 Contracted general activity (UDA)	11,620
Carry forward general activity (UDA)	457
19/20 Contracted orthodontic activity (UOA)	0
Carry forward orthodontic activity (UOA)	0
Baseline contract value	£376,536.53

### ACCESS\*

Patients seen in 24 months	Total	Change since previous quarter
Quarter ending September 2018	4,824	
Quarter ending December 2018	5,742	↑
Quarter ending March 2019	4,617	↓
Quarter ending June 2019	4,970	↑
Quarter ending September 2019	6,198	↑
<b>Variance since September 2018</b>	<b>28.5%</b>	<b>↑</b>



### ACTIVITY



Month	Adjusted Scheduled Activity (UDA)	
	2019	2020
April	-348	-402
May	-347	205
June	110	1,536
July	1,375	3,626
August	3,427	5,178
September	4,319	6,655
October	6,131	
November	8,413	
December	9,510	
January	10,689	
February	11,008	
March	11,091	
April	11,163	
May	11,163	
June	11,163	

### QUALITY

	Quantity	Base Number	Contract	AT	Region	England
% of FP17s for the same patient ID Re-attending within 3 months - Children	123	1,950	6.3%	9.3%	12.1%	11.5%
% of FP17s for the same patient ID Re-attending within 3 months - Adults	170	2,774	6.1%	12.3%	15.6%	15.4%
% of FP17s for the same patient ID Re-attending between 3 & 9 months - Children	590	1,950	30.3%	64.4%	61.2%	59.7%
% of FP17s for the same patient ID Re-attending between 3 & 9 months - Adults	673	2,774	24.3%	55.8%	54.3%	51.7%
% of FP17s for Band 1 Urgent Courses	249	4,690	5.3%	7.8%	9.1%	9.2%
% of FP17s Relating to Free Repair or Replacements	43	4,690	0.9%	0.9%	0.9%	0.7%
% of FP17s Relating to Continuations	47	4,690	1.0%	0.9%	1.0%	0.8%
% of Patients satisfied with the dentistry they have received	0	0	N/A	94.0%	94.4%	93.5%
% of Patients satisfied with the time they had to wait for an appointment	0	0	N/A	89.8%	88.1%	87.4%

\* This is based on patients treated on this contract for their most recent course of treatment. Figures in italics indicate the base number of FP17s or Patient Questionnaire responses are less than 100. N/A is shown where the base number of responses is less than 10 during the period. % is calculated as Quantity/Base number\*100

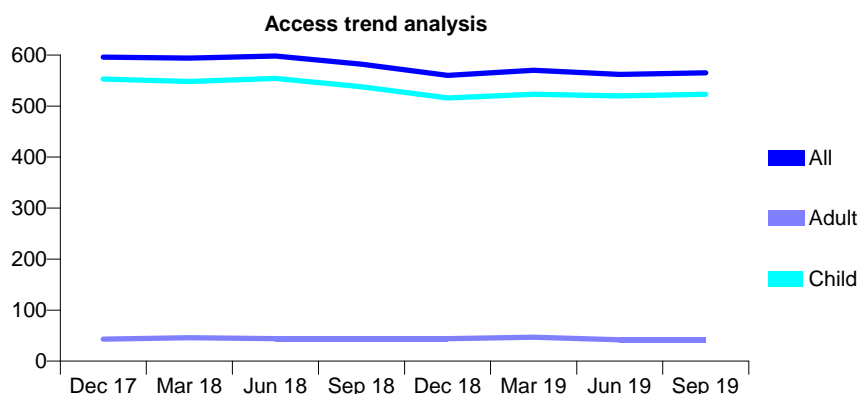
## Q50 - Vital Signs At a Glance Contract Report for 167037/0001 - September 2019

Name or company name	Scarcho Dental Practice Limited
Contract type name	GDS Contract
Purpose of contract	General
Contract start date	21/03/2013
Contract end date	

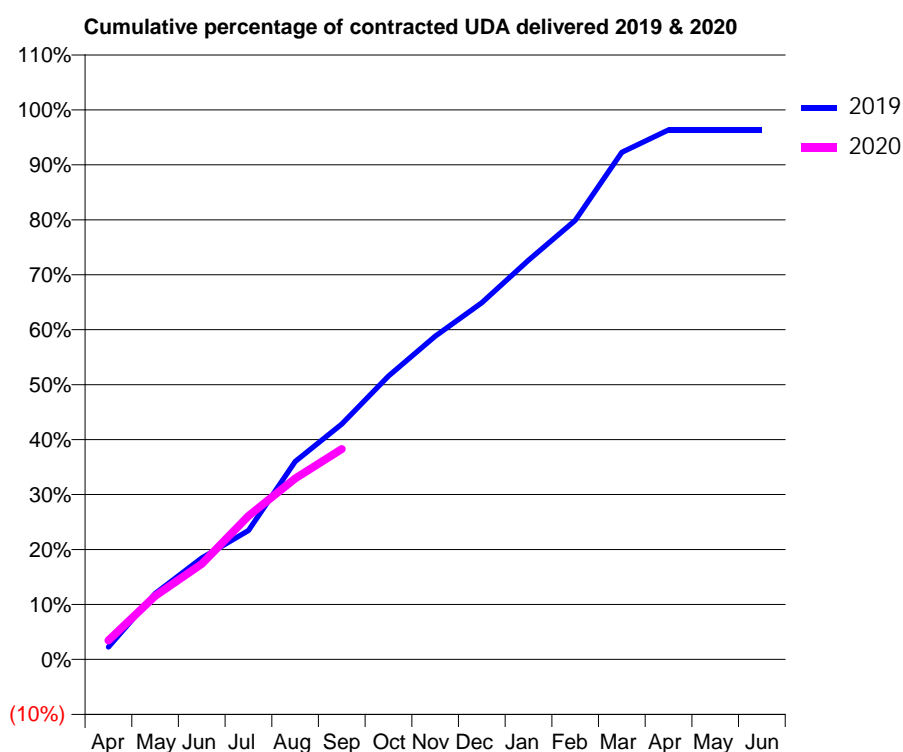
19/20 Contracted general activity (UDA)	1,100
Carry forward general activity (UDA)	40
19/20 Contracted orthodontic activity (UOA)	0
Carry forward orthodontic activity (UOA)	0
Baseline contract value	£28,634.20

### ACCESS\*

Patients seen in 24 months	Total	Change since previous quarter
Quarter ending September 2018	582	
Quarter ending December 2018	560	↓
Quarter ending March 2019	570	→
Quarter ending June 2019	562	↓
Quarter ending September 2019	565	→
<b>Variance since September 2018</b>	<b>(2.9%)</b>	<b>↓</b>



### ACTIVITY



Month	2019	2020
April	25	38
May	132	127
June	203	191
July	258	287
August	396	362
September	471	421
October	567	
November	647	
December	714	
January	799	
February	879	
March	1,015	
April	1,060	
May	1,060	
June	1,060	

### QUALITY

	Quantity	Base Number	Contract	AT	Region	England
% of FP17s for the same patient ID Re-attending within 3 months - Children	12	389	3.1%	9.3%	12.1%	11.5%
% of FP17s for the same patient ID Re-attending within 3 months - Adults	0	0	N/A	12.3%	15.6%	15.4%
% of FP17s for the same patient ID Re-attending between 3 & 9 months - Children	248	389	63.8%	64.4%	61.2%	59.7%
% of FP17s for the same patient ID Re-attending between 3 & 9 months - Adults	0	0	N/A	55.8%	54.3%	51.7%
% of FP17s for Band 1 Urgent Courses	1	352	0.3%	7.8%	9.1%	9.2%
% of FP17s Relating to Free Repair or Replacements	0	352	0.0%	0.9%	0.9%	0.7%
% of FP17s Relating to Continuations	0	352	0.0%	0.9%	1.0%	0.8%
% of Patients satisfied with the dentistry they have received	0	0	N/A	94.0%	94.4%	93.5%
% of Patients satisfied with the time they had to wait for an appointment	0	0	N/A	89.8%	88.1%	87.4%

\* This is based on patients treated on this contract for their most recent course of treatment. Figures in italics indicate the base number of FP17s or Patient Questionnaire responses are less than 100. N/A is shown where the base number of responses is less than 10 during the period. % is calculated as Quantity/Base number\*100

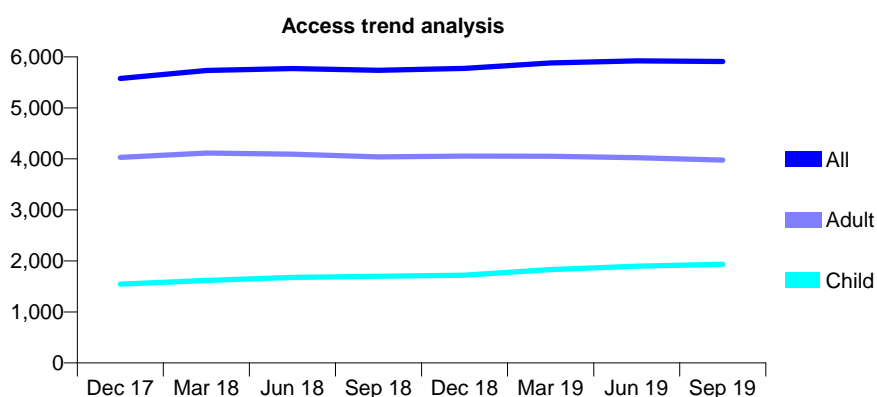
## Q50 - Vital Signs At a Glance Contract Report for 167150/0001 - September 2019

Name or company name	Harris Family Dental Practice
Contract type name	GDS Contract
Purpose of contract	General
Contract start date	09/08/2012
Contract end date	

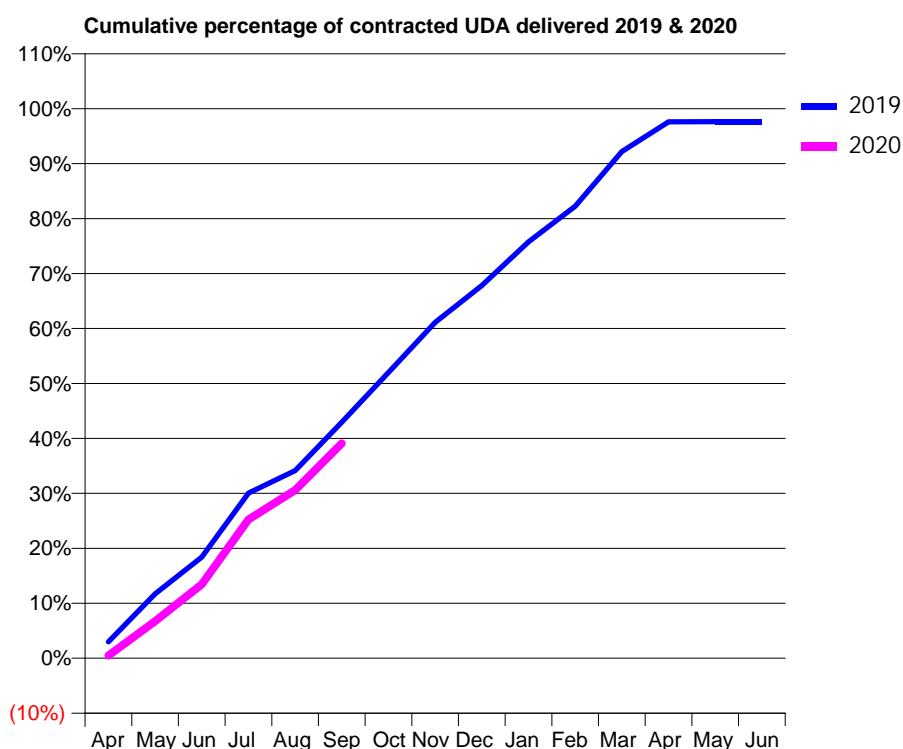
19/20 Contracted general activity (UDA)	17,600
Carry forward general activity (UDA)	417
19/20 Contracted orthodontic activity (UOA)	0
Carry forward orthodontic activity (UOA)	0
Baseline contract value	£524,623.35

### ACCESS\*

Patients seen in 24 months	Total	Change since previous quarter
Quarter ending September 2018	5,737	
Quarter ending December 2018	5,775	→
Quarter ending March 2019	5,882	→
Quarter ending June 2019	5,919	→
Quarter ending September 2019	5,911	→
<b>Variance since September 2018</b>	<b>3.0%</b>	<b>↑</b>



### ACTIVITY



Month	2019	2020
April	526	82
May	2,063	1,183
June	3,240	2,365
July	5,284	4,444
August	6,013	5,382
September	7,559	6,884
October	9,152	
November	10,757	
December	11,935	
January	13,331	
February	14,476	
March	16,223	
April	17,181	
May	17,183	
June	17,183	

### QUALITY

	Quantity	Base Number	Contract	AT	Region	England
% of FP17s for the same patient ID Re-attending within 3 months - Children	55	1,522	3.6%	9.3%	12.1%	11.5%
% of FP17s for the same patient ID Re-attending within 3 months - Adults	346	2,832	12.2%	12.3%	15.6%	15.4%
% of FP17s for the same patient ID Re-attending between 3 & 9 months - Children	1,010	1,522	66.4%	64.4%	61.2%	59.7%
% of FP17s for the same patient ID Re-attending between 3 & 9 months - Adults	1,797	2,832	63.5%	55.8%	54.3%	51.7%
% of FP17s for Band 1 Urgent Courses	146	3,957	3.7%	7.8%	9.1%	9.2%
% of FP17s Relating to Free Repair or Replacements	25	3,957	0.6%	0.9%	0.9%	0.7%
% of FP17s Relating to Continuations	50	3,957	1.3%	0.9%	1.0%	0.8%
% of Patients satisfied with the dentistry they have received	3	3	N/A	94.0%	94.4%	93.5%
% of Patients satisfied with the time they had to wait for an appointment	3	3	N/A	89.8%	88.1%	87.4%

\* This is based on patients treated on this contract for their most recent course of treatment.

Figures in italics indicate the base number of FP17s or Patient Questionnaire responses are less than 100. N/A is shown where the base number of responses is less than 10 during the period. % is calculated as Quantity/Base number\*100

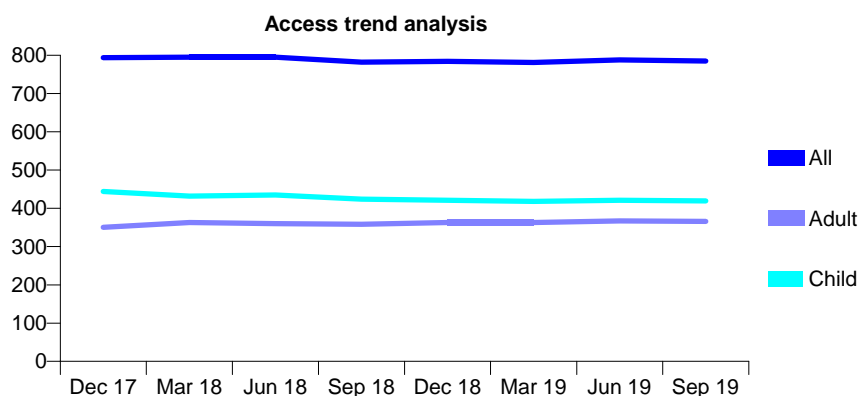
## Q50 - Vital Signs At a Glance Contract Report for 167347/0001 - September 2019

Name or company name	Clifton Dental Practice Limited
Contract type name	GDS Contract
Purpose of contract	General
Contract start date	01/04/2008
Contract end date	

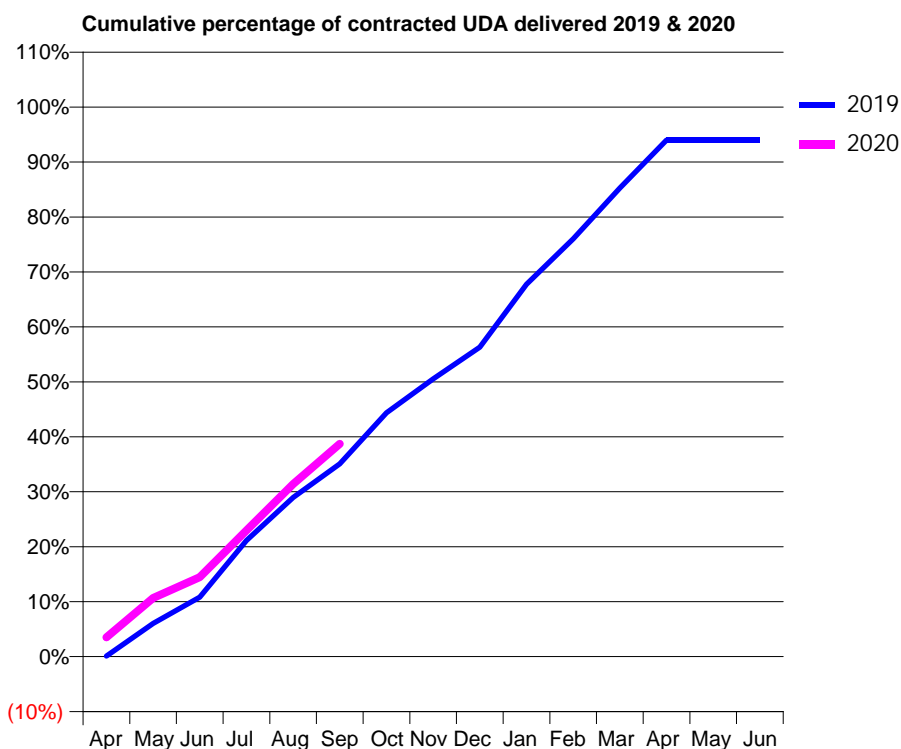
19/20 Contracted general activity (UDA)	2,700
Carry forward general activity (UDA)	0
19/20 Contracted orthodontic activity (UOA)	0
Carry forward orthodontic activity (UOA)	0
Baseline contract value	£82,070.83

### ACCESS\*

Patients seen in 24 months	Total	Change since previous quarter
Quarter ending September 2018	782	
Quarter ending December 2018	784	→
Quarter ending March 2019	781	→
Quarter ending June 2019	788	→
Quarter ending September 2019	785	→
<b>Variance since September 2018</b>	<b>0.4%</b>	<b>→</b>



### ACTIVITY



Month	Adjusted Scheduled Activity (UDA)	
	2019	2020
April	3	94
May	163	289
June	293	390
July	571	620
August	782	848
September	947	1,046
October	1,198	
November	1,365	
December	1,521	
January	1,829	
February	2,052	
March	2,302	
April	2,538	
May	2,538	
June	2,538	

### QUALITY

	Quantity	Base Number	Contract	AT	Region	England
% of FP17s for the same patient ID Re-attending within 3 months - Children	18	381	4.7%	9.3%	12.1%	11.5%
% of FP17s for the same patient ID Re-attending within 3 months - Adults	15	237	6.3%	12.3%	15.6%	15.4%
% of FP17s for the same patient ID Re-attending between 3 & 9 months - Children	292	381	76.6%	64.4%	61.2%	59.7%
% of FP17s for the same patient ID Re-attending between 3 & 9 months - Adults	158	237	66.7%	55.8%	54.3%	51.7%
% of FP17s for Band 1 Urgent Courses	8	536	1.5%	7.8%	9.1%	9.2%
% of FP17s Relating to Free Repair or Replacements	3	536	0.6%	0.9%	0.9%	0.7%
% of FP17s Relating to Continuations	0	536	0.0%	0.9%	1.0%	0.8%
% of Patients satisfied with the dentistry they have received	0	0	N/A	94.0%	94.4%	93.5%
% of Patients satisfied with the time they had to wait for an appointment	0	0	N/A	89.8%	88.1%	87.4%

\* This is based on patients treated on this contract for their most recent course of treatment. Figures in italics indicate the base number of FP17s or Patient Questionnaire responses are less than 100. N/A is shown where the base number of responses is less than 10 during the period. % is calculated as Quantity/Base number\*100

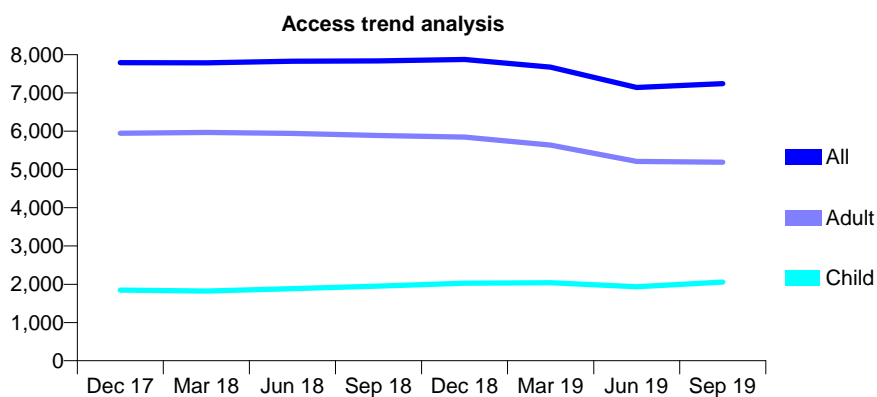
## Q50 - Vital Signs At a Glance Contract Report for 169781/0001 - September 2019

Name or company name	Scunthorpe Health Club Limited
Contract type name	GDS Contract
Purpose of contract	General
Contract start date	01/09/2007
Contract end date	

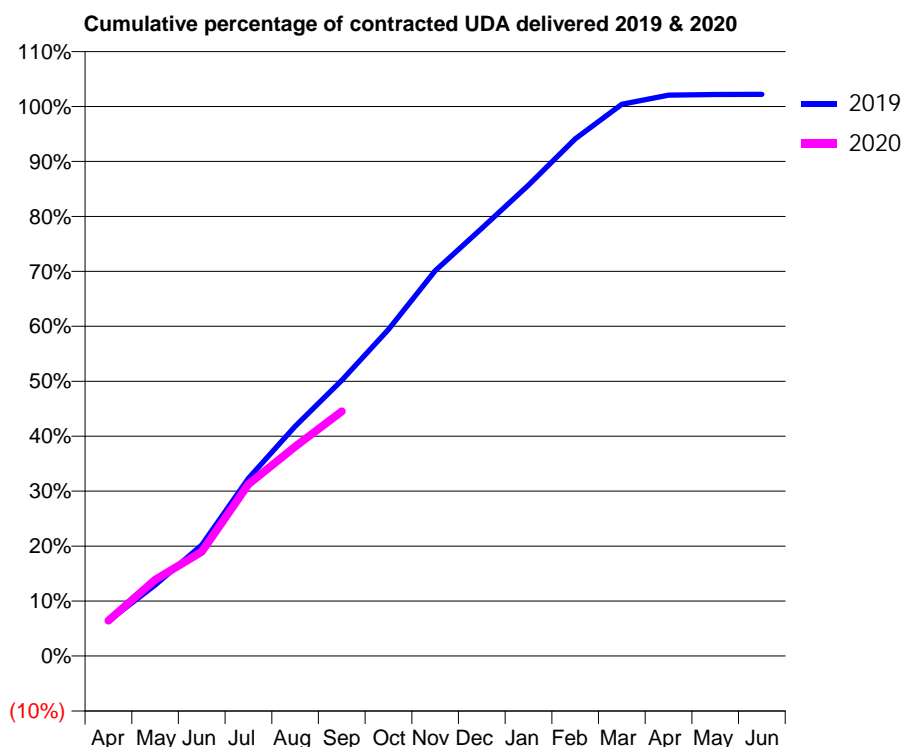
19/20 Contracted general activity (UDA)	18,030
Carry forward general activity (UDA)	-361
19/20 Contracted orthodontic activity (UOA)	0
Carry forward orthodontic activity (UOA)	0
Baseline contract value	£576,100.14

### ACCESS\*

Patients seen in 24 months	Total	Change since previous quarter
Quarter ending September 2018	7,838	
Quarter ending December 2018	7,875	→
Quarter ending March 2019	7,673	↓
Quarter ending June 2019	7,145	↓
Quarter ending September 2019	7,243	→
<b>Variance since September 2018</b>	<b>(7.6%)</b>	<b>↓</b>



### ACTIVITY



Month	Adjusted Scheduled Activity (UDA)	
	2019	2020
April	1,151	1,168
May	2,331	2,506
June	3,641	3,422
July	5,832	5,638
August	7,537	6,871
September	9,047	8,027
October	10,714	
November	12,642	
December	14,033	
January	15,453	
February	16,967	
March	18,104	
April	18,402	
May	18,424	
June	18,427	

### QUALITY

	Quantity	Base Number	Contract	AT	Region	England
% of FP17s for the same patient ID Re-attending within 3 months - Children	56	1,350	4.1%	9.3%	12.1%	11.5%
% of FP17s for the same patient ID Re-attending within 3 months - Adults	282	2,592	10.9%	12.3%	15.6%	15.4%
% of FP17s for the same patient ID Re-attending between 3 & 9 months - Children	637	1,350	47.2%	64.4%	61.2%	59.7%
% of FP17s for the same patient ID Re-attending between 3 & 9 months - Adults	849	2,592	32.8%	55.8%	54.3%	51.7%
% of FP17s for Band 1 Urgent Courses	506	3,820	13.2%	7.8%	9.1%	9.2%
% of FP17s Relating to Free Repair or Replacements	1	3,820	0.0%	0.9%	0.9%	0.7%
% of FP17s Relating to Continuations	6	3,820	0.2%	0.9%	1.0%	0.8%
% of Patients satisfied with the dentistry they have received	9	9	N/A	94.0%	94.4%	93.5%
% of Patients satisfied with the time they had to wait for an appointment	7	9	N/A	89.8%	88.1%	87.4%

\* This is based on patients treated on this contract for their most recent course of treatment. Figures in italics indicate the base number of FP17s or Patient Questionnaire responses are less than 100. N/A is shown where the base number of responses is less than 10 during the period. % is calculated as Quantity/Base number\*100



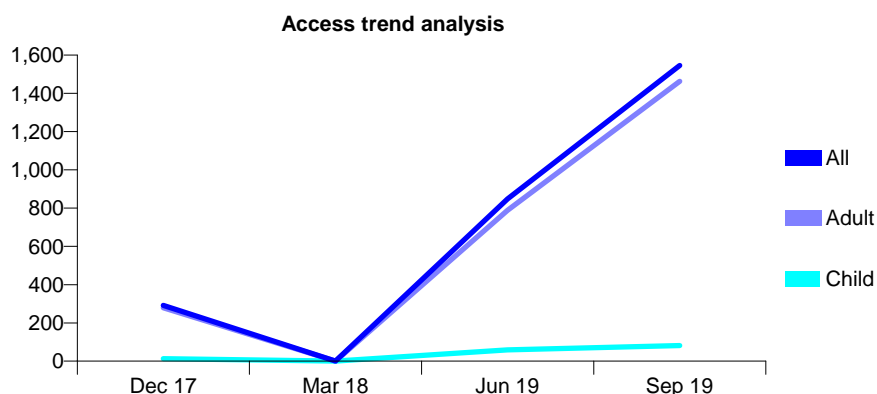
## Q50 - Vital Signs At a Glance Contract Report for 169781/0003 - September 2019

Name or company name	Scunthorpe Health Club Limited
Contract type name	GDS Contract
Purpose of contract	General
Contract start date	20/05/2011
Contract end date	

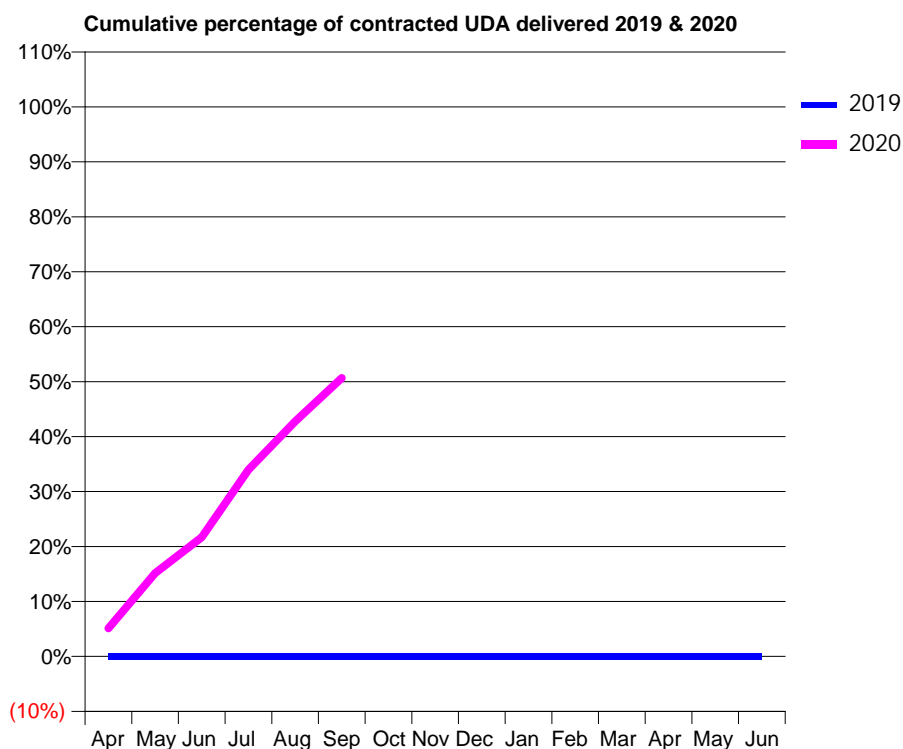
19/20 Contracted general activity (UDA)	5,000
Carry forward general activity (UDA)	0
19/20 Contracted orthodontic activity (UOA)	0
Carry forward orthodontic activity (UOA)	0
Baseline contract value	£523,479.02

### ACCESS\*

Patients seen in 24 months	Total	Change since previous quarter
Quarter ending September 2018	0	
Quarter ending December 2018	0	
Quarter ending March 2019	0	
Quarter ending June 2019	848	↑
Quarter ending September 2019	1,545	↑
<b>Variance since September 2018</b>	N/A	



### ACTIVITY



Adjusted Scheduled Activity (UDA)		
Month	2019	2020
April	0	256
May	0	757
June	0	1,084
July	0	1,699
August	0	2,138
September	0	2,533
October	0	
November	0	
December	0	
January	0	
February	0	
March	0	
April	0	
May	0	
June	0	

### QUALITY

	Quantity	Base Number	Contract	AT	Region	England
% of FP17s for the same patient ID Re-attending within 3 months - Children	8	155	5.2%	9.3%	12.1%	11.5%
% of FP17s for the same patient ID Re-attending within 3 months - Adults	185	1,957	9.5%	12.3%	15.6%	15.4%
% of FP17s for the same patient ID Re-attending between 3 & 9 months - Children	1	155	0.6%	64.4%	61.2%	59.7%
% of FP17s for the same patient ID Re-attending between 3 & 9 months - Adults	6	1,957	0.3%	55.8%	54.3%	51.7%
% of FP17s for Band 1 Urgent Courses	2,111	2,112	100.0%	7.8%	9.1%	9.2%
% of FP17s Relating to Free Repair or Replacements	0	2,112	0.0%	0.9%	0.9%	0.7%
% of FP17s Relating to Continuations	0	2,112	0.0%	0.9%	1.0%	0.8%
% of Patients satisfied with the dentistry they have received	0	0	N/A	94.0%	94.4%	93.5%
% of Patients satisfied with the time they had to wait for an appointment	0	0	N/A	89.8%	88.1%	87.4%

\* This is based on patients treated on this contract for their most recent course of treatment. Figures in italics indicate the base number of FP17s or Patient Questionnaire responses are less than 100. N/A is shown where the base number of responses is less than 10 during the period. % is calculated as Quantity/Base number\*100

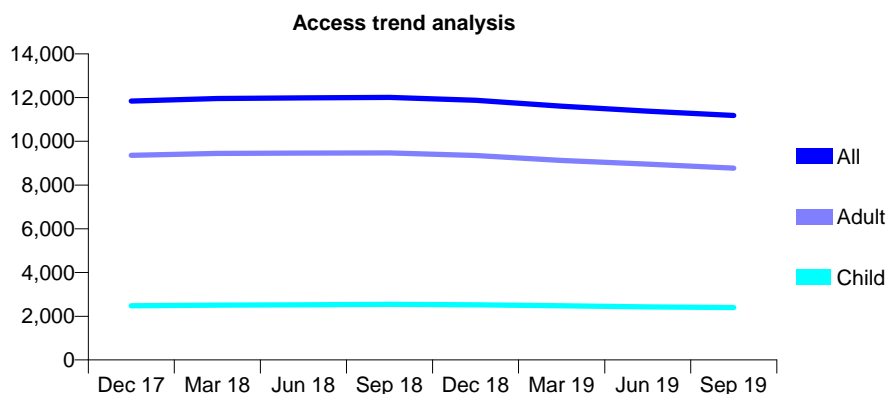
## Q50 - Vital Signs At a Glance Contract Report for 170550/0001 - September 2019

Name or company name	V I Dental Centre
Contract type name	GDS Contract
Purpose of contract	General
Contract start date	01/04/2009
Contract end date	

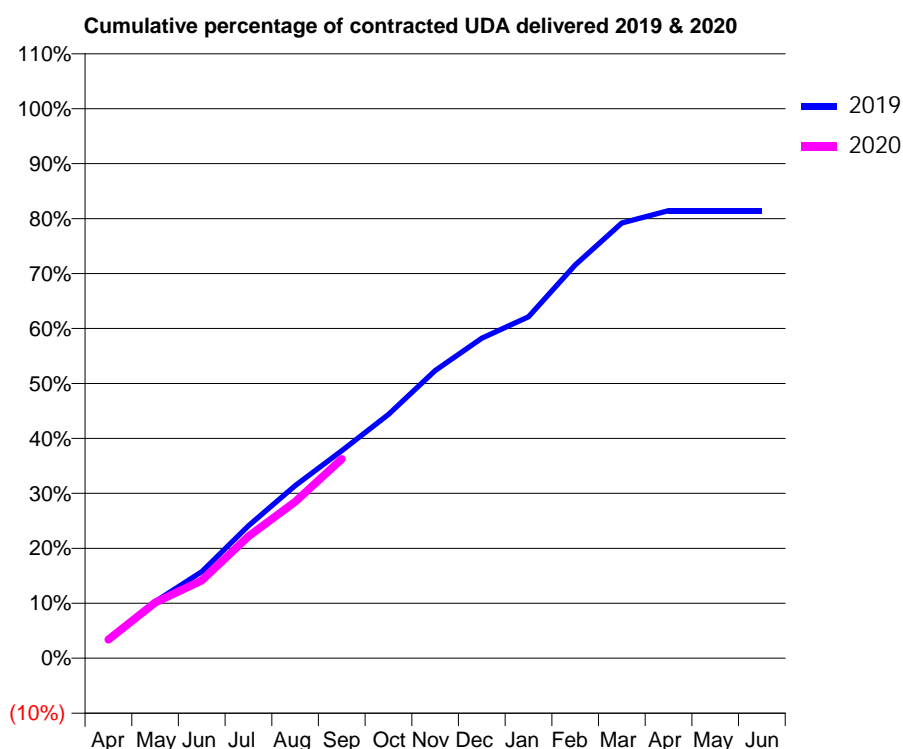
19/20 Contracted general activity (UDA)	37,374
Carry forward general activity (UDA)	0
19/20 Contracted orthodontic activity (UOA)	0
Carry forward orthodontic activity (UOA)	0
Baseline contract value	£1,149,729.90

### ACCESS\*

Patients seen in 24 months	Total	Change since previous quarter
Quarter ending September 2018	12,011	
Quarter ending December 2018	11,875	↓
Quarter ending March 2019	11,603	↓
Quarter ending June 2019	11,383	↓
Quarter ending September 2019	11,176	↓
<b>Variance since September 2018</b>	<b>(7.0%)</b>	<b>↓</b>



### ACTIVITY



Month	2019	2020
April	1,222	1,262
May	3,848	3,785
June	5,880	5,284
July	9,013	8,286
August	11,736	10,640
September	14,121	13,541
October	16,581	
November	19,566	
December	21,763	
January	23,222	
February	26,753	
March	29,602	
April	30,443	
May	30,430	
June	30,430	

### QUALITY

	Quantity	Base Number	Contract	AT	Region	England
% of FP17s for the same patient ID Re-attending within 3 months - Children	71	1,753	4.1%	9.3%	12.1%	11.5%
% of FP17s for the same patient ID Re-attending within 3 months - Adults	423	5,854	7.2%	12.3%	15.6%	15.4%
% of FP17s for the same patient ID Re-attending between 3 & 9 months - Children	1,204	1,753	68.7%	64.4%	61.2%	59.7%
% of FP17s for the same patient ID Re-attending between 3 & 9 months - Adults	3,350	5,854	57.2%	55.8%	54.3%	51.7%
% of FP17s for Band 1 Urgent Courses	257	7,201	3.6%	7.8%	9.1%	9.2%
% of FP17s Relating to Free Repair or Replacements	33	7,201	0.5%	0.9%	0.9%	0.7%
% of FP17s Relating to Continuations	67	7,201	0.9%	0.9%	1.0%	0.8%
% of Patients satisfied with the dentistry they have received	3	3	N/A	94.0%	94.4%	93.5%
% of Patients satisfied with the time they had to wait for an appointment	2	3	N/A	89.8%	88.1%	87.4%

\* This is based on patients treated on this contract for their most recent course of treatment.

Figures in italics indicate the base number of FP17s or Patient Questionnaire responses are less than 100. N/A is shown where the base number of responses is less than 10 during the period. % is calculated as Quantity/Base number\*100

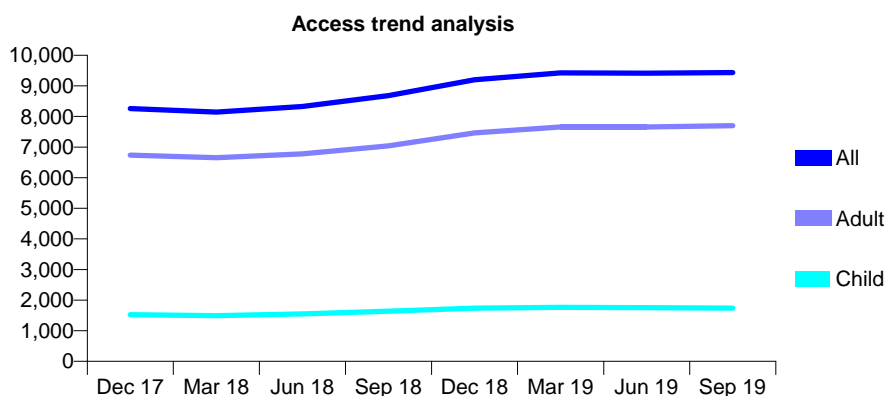
## Q50 - Vital Signs At a Glance Contract Report for 170690/0001 - September 2019

Name or company name	Church House Dental Practice
Contract type name	GDS Contract
Purpose of contract	General and Orthodontic
Contract start date	18/03/2014
Contract end date	

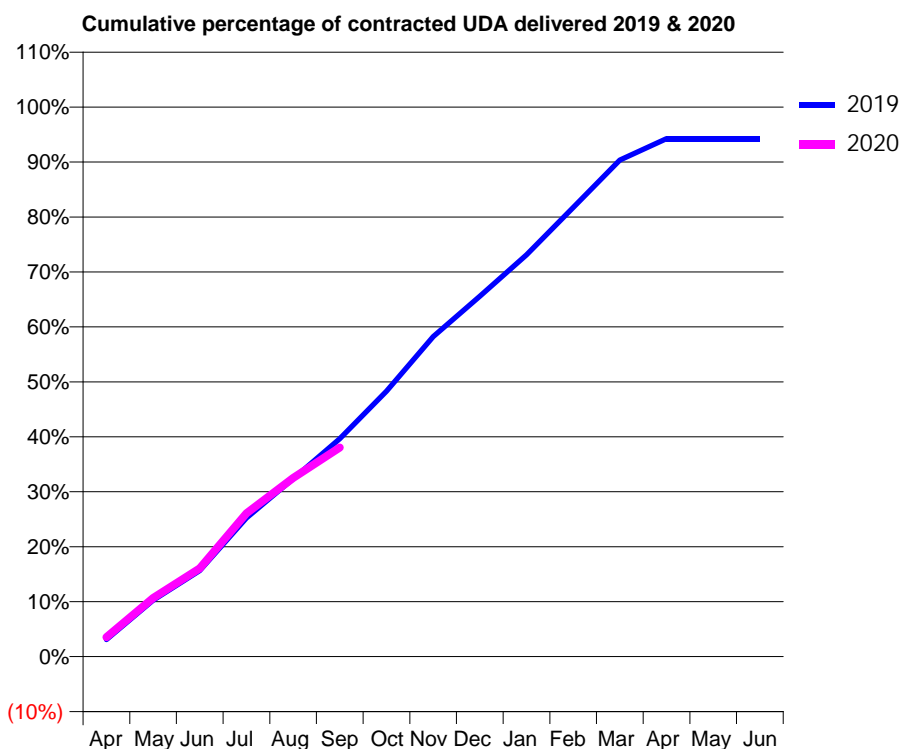
19/20 Contracted general activity (UDA)	26,382
Carry forward general activity (UDA)	0
19/20 Contracted orthodontic activity (UOA)	900
Carry forward orthodontic activity (UOA)	-18
Baseline contract value	£915,469.45

### ACCESS\*

Patients seen in 24 months	Total	Change since previous quarter
Quarter ending September 2018	8,683	
Quarter ending December 2018	9,201	↑
Quarter ending March 2019	9,423	↑
Quarter ending June 2019	9,413	→
Quarter ending September 2019	9,435	→
<b>Variance since September 2018</b>	<b>8.7%</b>	<b>↑</b>



### ACTIVITY



Month	Adjusted Scheduled Activity (UDA)	
	2019	2020
April	825	929
May	2,714	2,812
June	4,132	4,232
July	6,660	6,878
August	8,539	8,581
September	10,456	10,036
October	12,744	
November	15,360	
December	17,297	
January	19,286	
February	21,560	
March	23,838	
April	24,860	
May	24,862	
June	24,862	

### QUALITY

	Quantity	Base Number	Contract	AT	Region	England
% of FP17s for the same patient ID Re-attending within 3 months - Children	94	1,353	6.9%	9.3%	12.1%	11.5%
% of FP17s for the same patient ID Re-attending within 3 months - Adults	457	4,872	9.4%	12.3%	15.6%	15.4%
% of FP17s for the same patient ID Re-attending between 3 & 9 months - Children	947	1,353	70.0%	64.4%	61.2%	59.7%
% of FP17s for the same patient ID Re-attending between 3 & 9 months - Adults	2,045	4,872	42.0%	55.8%	54.3%	51.7%
% of FP17s for Band 1 Urgent Courses	502	5,735	8.8%	7.8%	9.1%	9.2%
% of FP17s Relating to Free Repair or Replacements	35	5,735	0.6%	0.9%	0.9%	0.7%
% of FP17s Relating to Continuations	34	5,735	0.6%	0.9%	1.0%	0.8%
% of Patients satisfied with the dentistry they have received	3	3	N/A	94.0%	94.4%	93.5%
% of Patients satisfied with the time they had to wait for an appointment	2	3	N/A	89.8%	88.1%	87.4%

\* This is based on patients treated on this contract for their most recent course of treatment. Figures in italics indicate the base number of FP17s or Patient Questionnaire responses are less than 100. N/A is shown where the base number of responses is less than 10 during the period. % is calculated as Quantity/Base number\*100

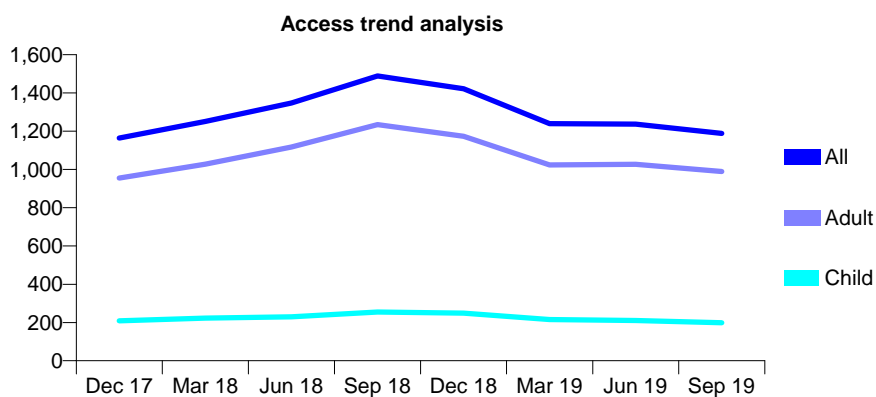
## Q50 - Vital Signs At a Glance Contract Report for 171344/0002 - September 2019

Name or company name	Ishak Practices Ltd
Contract type name	GDS Contract
Purpose of contract	General
Contract start date	06/05/2015
Contract end date	

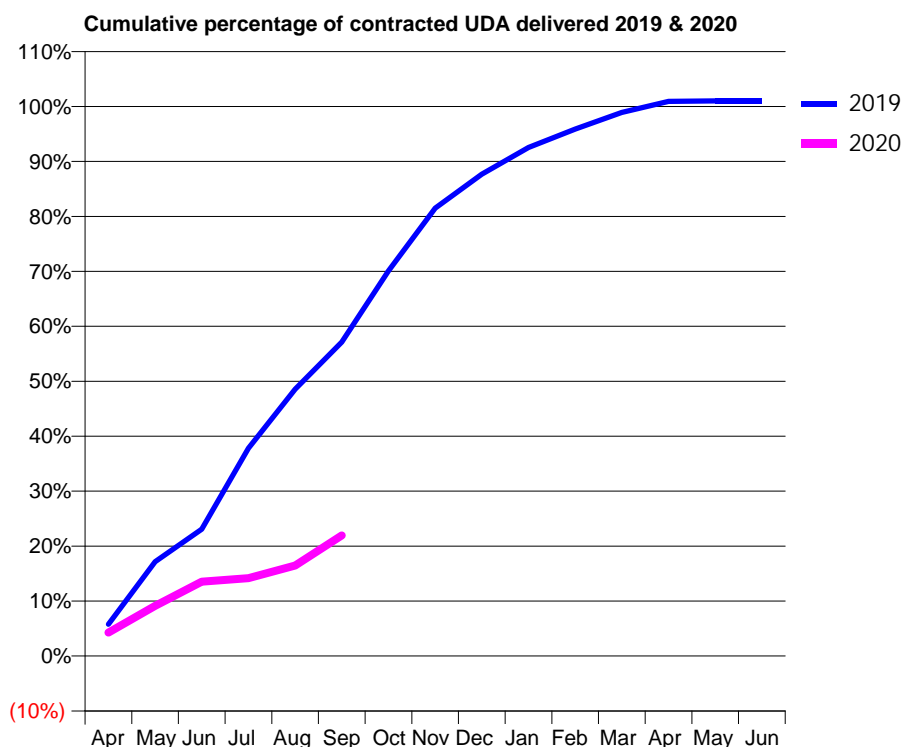
19/20 Contracted general activity (UDA)	4,500
Carry forward general activity (UDA)	-45
19/20 Contracted orthodontic activity (UOA)	0
Carry forward orthodontic activity (UOA)	0
Baseline contract value	£189,271.36

### ACCESS\*

Patients seen in 24 months	Total	Change since previous quarter
Quarter ending September 2018	1,489	
Quarter ending December 2018	1,422	↓
Quarter ending March 2019	1,239	↓
Quarter ending June 2019	1,237	→
Quarter ending September 2019	1,188	↓
<b>Variance since September 2018</b>	<b>(20.2%)</b>	<b>↓</b>



### ACTIVITY



Month	Adjusted Scheduled Activity (UDA)	
	2019	2020
April	260	192
May	772	411
June	1,039	609
July	1,702	638
August	2,186	741
September	2,571	988
October	3,153	
November	3,668	
December	3,944	
January	4,165	
February	4,316	
March	4,450	
April	4,541	
May	4,545	
June	4,545	

### QUALITY

	Quantity	Base Number	Contract	AT	Region	England
% of FP17s for the same patient ID Re-attending within 3 months - Children	1	109	0.9%	9.3%	12.1%	11.5%
% of FP17s for the same patient ID Re-attending within 3 months - Adults	39	509	7.7%	12.3%	15.6%	15.4%
% of FP17s for the same patient ID Re-attending between 3 & 9 months - Children	58	109	53.2%	64.4%	61.2%	59.7%
% of FP17s for the same patient ID Re-attending between 3 & 9 months - Adults	305	509	59.9%	55.8%	54.3%	51.7%
% of FP17s for Band 1 Urgent Courses	55	563	9.8%	7.8%	9.1%	9.2%
% of FP17s Relating to Free Repair or Replacements	0	563	0.0%	0.9%	0.9%	0.7%
% of FP17s Relating to Continuations	1	563	0.2%	0.9%	1.0%	0.8%
% of Patients satisfied with the dentistry they have received	0	1	N/A	94.0%	94.4%	93.5%
% of Patients satisfied with the time they had to wait for an appointment	1	1	N/A	89.8%	88.1%	87.4%

\* This is based on patients treated on this contract for their most recent course of treatment. Figures in italics indicate the base number of FP17s or Patient Questionnaire responses are less than 100. N/A is shown where the base number of responses is less than 10 during the period. % is calculated as Quantity/Base number\*100

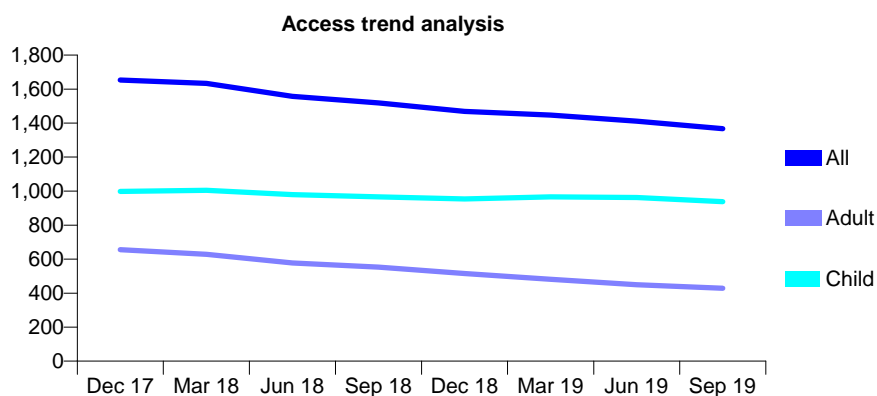
## Q50 - Vital Signs At a Glance Contract Report for 173320/0001 - September 2019

Name or company name	Malpas House Family Dental Practice
Contract type name	GDS Contract
Purpose of contract	General
Contract start date	01/12/2015
Contract end date	

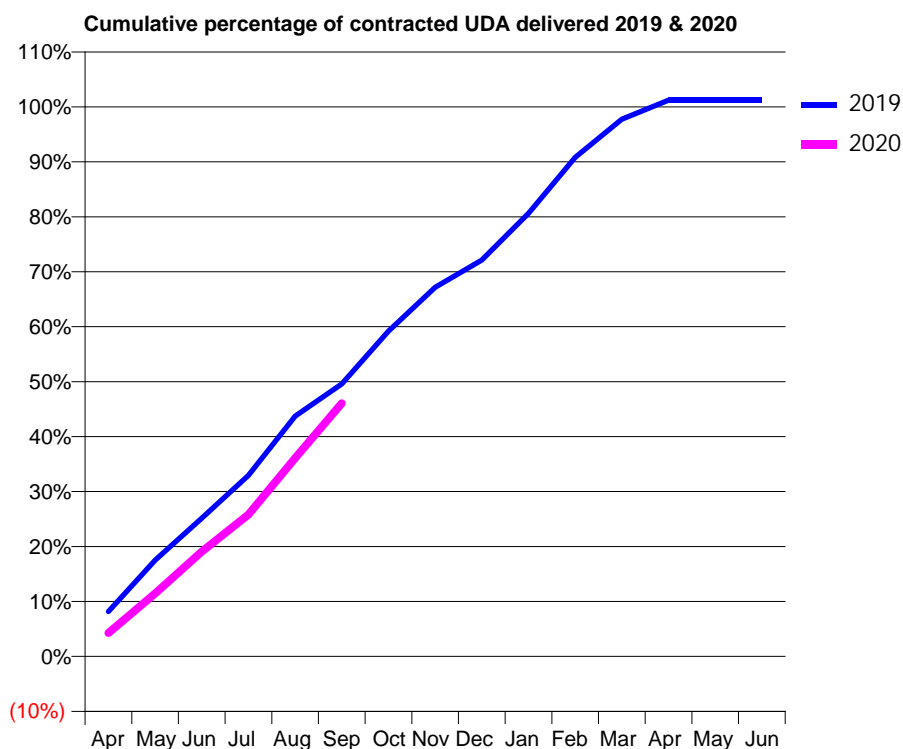
19/20 Contracted general activity (UDA)	4,000
Carry forward general activity (UDA)	-48
19/20 Contracted orthodontic activity (UOA)	0
Carry forward orthodontic activity (UOA)	0
Baseline contract value	£102,307.70

### ACCESS\*

Patients seen in 24 months	Total	Change since previous quarter
Quarter ending September 2018	1,519	
Quarter ending December 2018	1,469	↓
Quarter ending March 2019	1,447	↓
Quarter ending June 2019	1,411	↓
Quarter ending September 2019	1,367	↓
<b>Variance since September 2018</b>	<b>(10.0%)</b>	<b>↓</b>



### ACTIVITY



Month	Adjusted Scheduled Activity (UDA)	
	2019	2020
April	327	171
May	700	458
June	1,006	763
July	1,317	1,032
August	1,748	1,444
September	1,984	1,843
October	2,368	
November	2,687	
December	2,884	
January	3,225	
February	3,633	
March	3,910	
April	4,048	
May	4,048	
June	4,048	

### QUALITY

	Quantity	Base Number	Contract	AT	Region	England
% of FP17s for the same patient ID Re-attending within 3 months - Children	65	843	7.7%	9.3%	12.1%	11.5%
% of FP17s for the same patient ID Re-attending within 3 months - Adults	69	295	23.4%	12.3%	15.6%	15.4%
% of FP17s for the same patient ID Re-attending between 3 & 9 months - Children	588	843	69.8%	64.4%	61.2%	59.7%
% of FP17s for the same patient ID Re-attending between 3 & 9 months - Adults	175	295	59.3%	55.8%	54.3%	51.7%
% of FP17s for Band 1 Urgent Courses	79	1,037	7.6%	7.8%	9.1%	9.2%
% of FP17s Relating to Free Repair or Replacements	1	1,037	0.1%	0.9%	0.9%	0.7%
% of FP17s Relating to Continuations	8	1,037	0.8%	0.9%	1.0%	0.8%
% of Patients satisfied with the dentistry they have received	1	1	N/A	94.0%	94.4%	93.5%
% of Patients satisfied with the time they had to wait for an appointment	0	1	N/A	89.8%	88.1%	87.4%

\* This is based on patients treated on this contract for their most recent course of treatment.

Figures in italics indicate the base number of FP17s or Patient Questionnaire responses are less than 100. N/A is shown where the base number of responses is less than 10 during the period. % is calculated as Quantity/Base number\*100

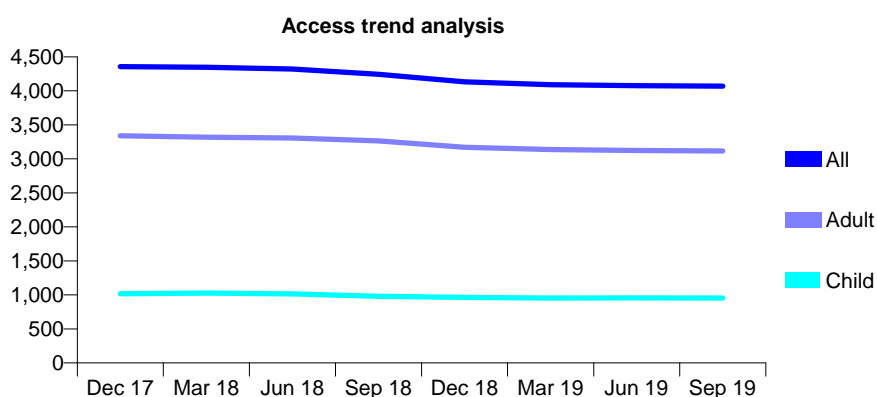
## Q50 - Vital Signs At a Glance Contract Report for 173592/0002 - September 2019

Name or company name	Pearl Smile Limited
Contract type name	GDS Contract
Purpose of contract	General
Contract start date	30/04/2010
Contract end date	

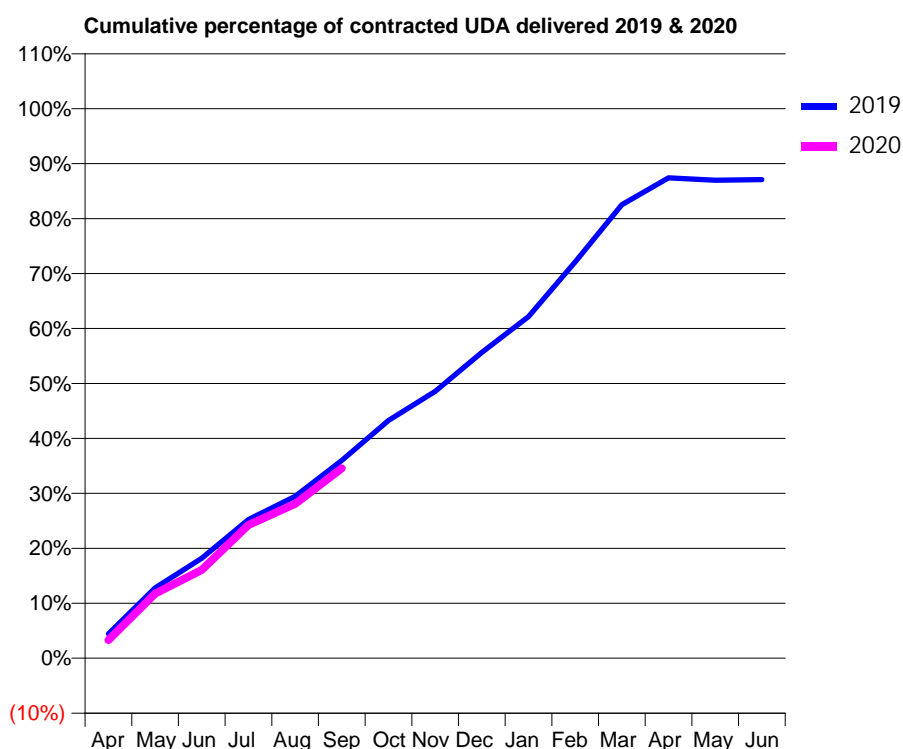
19/20 Contracted general activity (UDA)	12,576
Carry forward general activity (UDA)	0
19/20 Contracted orthodontic activity (UOA)	0
Carry forward orthodontic activity (UOA)	0
Baseline contract value	£407,534.01

### ACCESS\*

Patients seen in 24 months	Total	Change since previous quarter
Quarter ending September 2018	4,244	
Quarter ending December 2018	4,133	↓
Quarter ending March 2019	4,092	→
Quarter ending June 2019	4,078	→
Quarter ending September 2019	4,069	→
<b>Variance since September 2018</b>	<b>(4.1%)</b>	<b>↓</b>



### ACTIVITY



Month	2019	2020
April	560	417
May	1,610	1,480
June	2,287	2,020
July	3,176	3,051
August	3,703	3,532
September	4,526	4,343
October	5,441	
November	6,108	
December	6,997	
January	7,818	
February	9,067	
March	10,377	
April	10,993	
May	10,936	
June	10,952	

### QUALITY

	Quantity	Base Number	Contract	AT	Region	England
% of FP17s for the same patient ID Re-attending within 3 months - Children	62	670	9.3%	9.3%	12.1%	11.5%
% of FP17s for the same patient ID Re-attending within 3 months - Adults	203	2,064	9.8%	12.3%	15.6%	15.4%
% of FP17s for the same patient ID Re-attending between 3 & 9 months - Children	376	670	56.1%	64.4%	61.2%	59.7%
% of FP17s for the same patient ID Re-attending between 3 & 9 months - Adults	1,220	2,064	59.1%	55.8%	54.3%	51.7%
% of FP17s for Band 1 Urgent Courses	142	2,457	5.8%	7.8%	9.1%	9.2%
% of FP17s Relating to Free Repair or Replacements	29	2,457	1.2%	0.9%	0.9%	0.7%
% of FP17s Relating to Continuations	8	2,457	0.3%	0.9%	1.0%	0.8%
% of Patients satisfied with the dentistry they have received	1	1	N/A	94.0%	94.4%	93.5%
% of Patients satisfied with the time they had to wait for an appointment	1	1	N/A	89.8%	88.1%	87.4%

\* This is based on patients treated on this contract for their most recent course of treatment. Figures in italics indicate the base number of FP17s or Patient Questionnaire responses are less than 100. N/A is shown where the base number of responses is less than 10 during the period. % is calculated as Quantity/Base number\*100

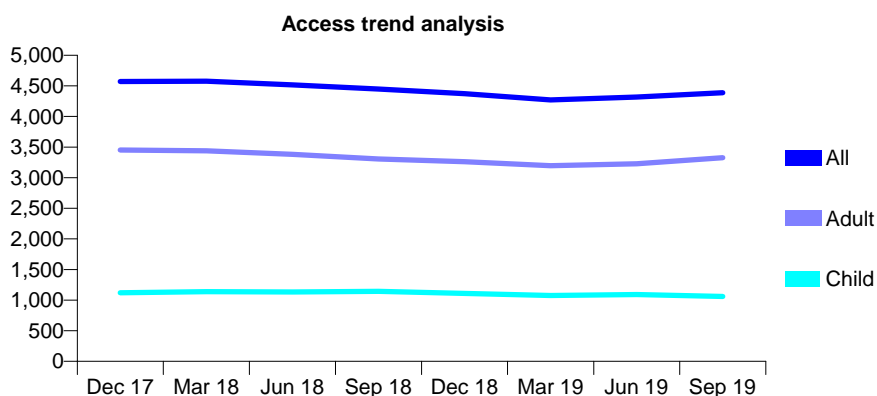
## Q50 - Vital Signs At a Glance Contract Report for 174777/0001 - September 2019

Name or company name	Perfect 32 Dentistry
Contract type name	GDS Contract
Purpose of contract	General
Contract start date	10/04/2015
Contract end date	

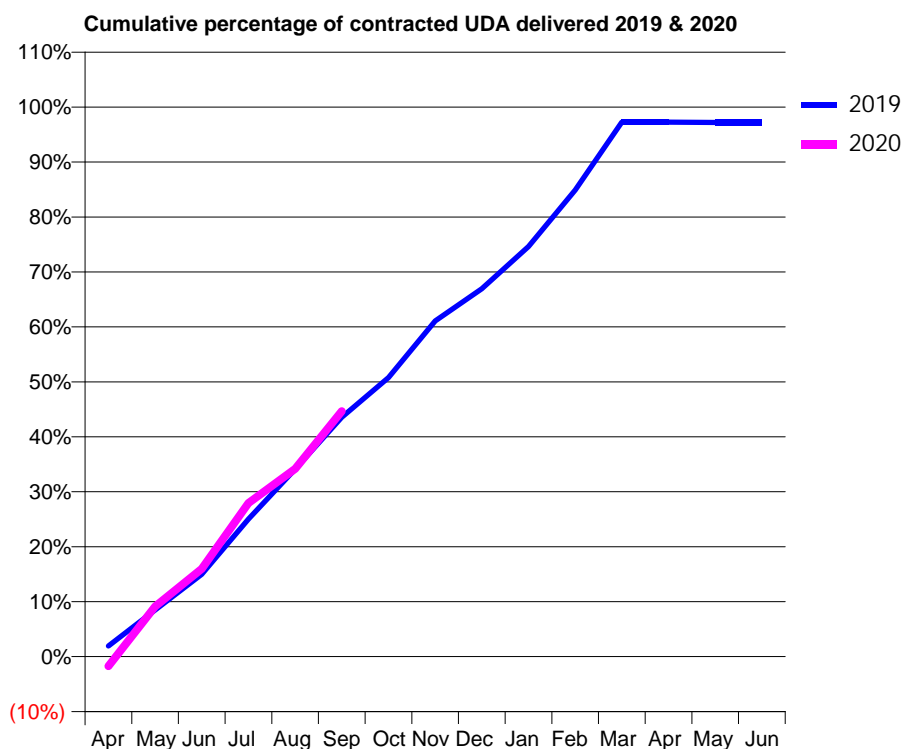
19/20 Contracted general activity (UDA)	12,300
Carry forward general activity (UDA)	345
19/20 Contracted orthodontic activity (UOA)	0
Carry forward orthodontic activity (UOA)	0
Baseline contract value	£365,794.87

### ACCESS\*

Patients seen in 24 months	Total	Change since previous quarter
Quarter ending September 2018	4,448	
Quarter ending December 2018	4,372	↓
Quarter ending March 2019	4,272	↓
Quarter ending June 2019	4,318	→
Quarter ending September 2019	4,389	→
<b>Variance since September 2018</b>	<b>(1.3%)</b>	<b>↓</b>



### ACTIVITY



Month	Adjusted Scheduled Activity (UDA)	
	2019	2020
April	241	-217
May	1,044	1,125
June	1,843	1,965
July	3,078	3,437
August	4,198	4,205
September	5,357	5,492
October	6,247	
November	7,515	
December	8,234	
January	9,178	
February	10,442	
March	11,963	
April	11,961	
May	11,955	
June	11,955	

### QUALITY

	Quantity	Base Number	Contract	AT	Region	England
% of FP17s for the same patient ID Re-attending within 3 months - Children	41	832	4.9%	9.3%	12.1%	11.5%
% of FP17s for the same patient ID Re-attending within 3 months - Adults	216	2,420	8.9%	12.3%	15.6%	15.4%
% of FP17s for the same patient ID Re-attending between 3 & 9 months - Children	550	832	66.1%	64.4%	61.2%	59.7%
% of FP17s for the same patient ID Re-attending between 3 & 9 months - Adults	1,443	2,420	59.6%	55.8%	54.3%	51.7%
% of FP17s for Band 1 Urgent Courses	147	2,985	4.9%	7.8%	9.1%	9.2%
% of FP17s Relating to Free Repair or Replacements	17	2,985	0.6%	0.9%	0.9%	0.7%
% of FP17s Relating to Continuations	6	2,985	0.2%	0.9%	1.0%	0.8%
% of Patients satisfied with the dentistry they have received	1	1	N/A	94.0%	94.4%	93.5%
% of Patients satisfied with the time they had to wait for an appointment	1	1	N/A	89.8%	88.1%	87.4%

\* This is based on patients treated on this contract for their most recent course of treatment. Figures in italics indicate the base number of FP17s or Patient Questionnaire responses are less than 100. N/A is shown where the base number of responses is less than 10 during the period. % is calculated as Quantity/Base number\*100

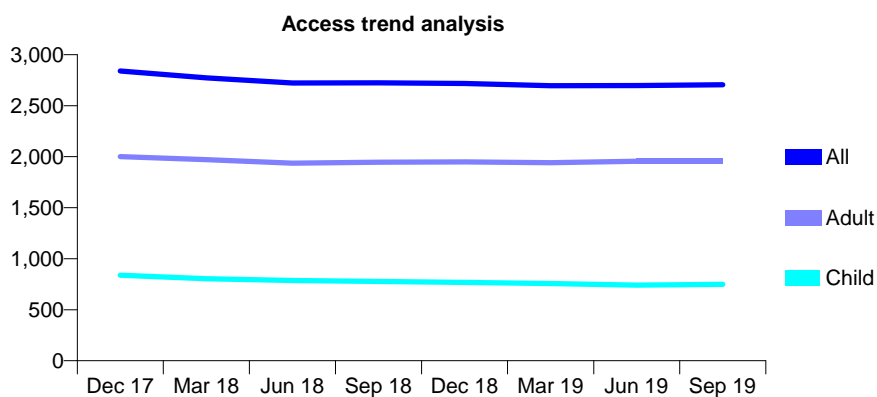
## Q50 - Vital Signs At a Glance Contract Report for 175838/0001 - September 2019

Name or company name	Mr R A FROST & Mr N J RANNS
Contract type name	GDS Contract
Purpose of contract	General
Contract start date	01/05/2012
Contract end date	

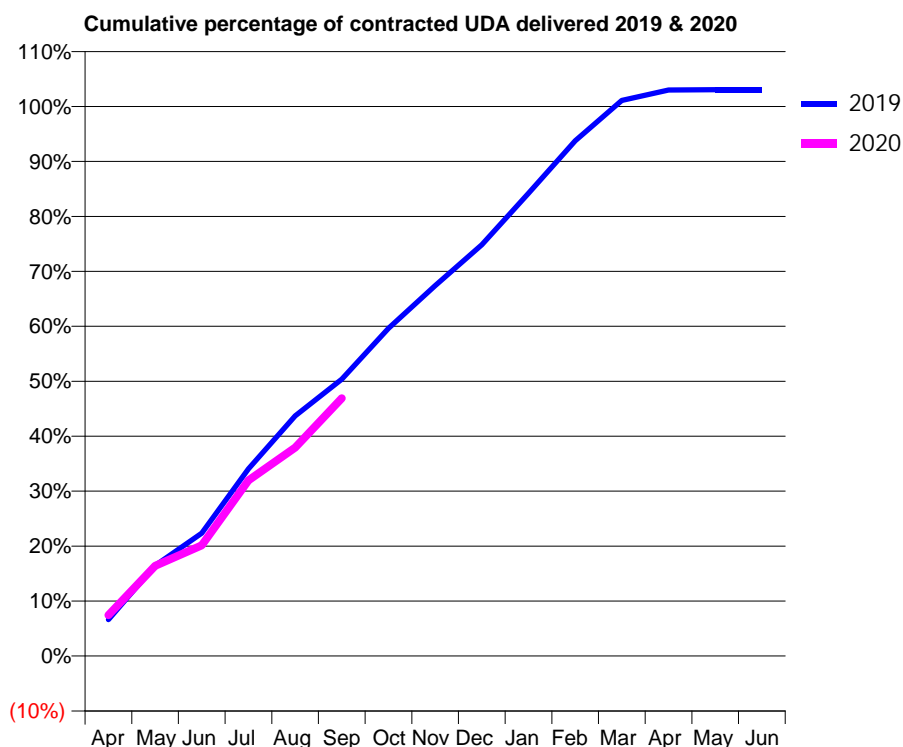
19/20 Contracted general activity (UDA)	7,505
Carry forward general activity (UDA)	-150
19/20 Contracted orthodontic activity (UOA)	0
Carry forward orthodontic activity (UOA)	0
Baseline contract value	£217,436.29

### ACCESS\*

Patients seen in 24 months	Total	Change since previous quarter
Quarter ending September 2018	2,723	
Quarter ending December 2018	2,717	→
Quarter ending March 2019	2,696	→
Quarter ending June 2019	2,697	→
Quarter ending September 2019	2,705	→
<b>Variance since September 2018</b>	<b>(0.7%)</b>	→



### ACTIVITY



Month	Adjusted Scheduled Activity (UDA)	
	2019	2020
April	498	559
May	1,235	1,232
June	1,679	1,513
July	2,555	2,399
August	3,279	2,847
September	3,780	3,520
October	4,476	
November	5,058	
December	5,615	
January	6,319	
February	7,036	
March	7,588	
April	7,730	
May	7,733	
June	7,733	

### QUALITY

	Quantity	Base Number	Contract	AT	Region	England
% of FP17s for the same patient ID Re-attending within 3 months - Children	26	616	4.2%	9.3%	12.1%	11.5%
% of FP17s for the same patient ID Re-attending within 3 months - Adults	153	1,482	10.3%	12.3%	15.6%	15.4%
% of FP17s for the same patient ID Re-attending between 3 & 9 months - Children	463	616	75.2%	64.4%	61.2%	59.7%
% of FP17s for the same patient ID Re-attending between 3 & 9 months - Adults	1,026	1,482	69.2%	55.8%	54.3%	51.7%
% of FP17s for Band 1 Urgent Courses	109	2,000	5.5%	7.8%	9.1%	9.2%
% of FP17s Relating to Free Repair or Replacements	7	2,000	0.4%	0.9%	0.9%	0.7%
% of FP17s Relating to Continuations	6	2,000	0.3%	0.9%	1.0%	0.8%
% of Patients satisfied with the dentistry they have received	1	1	N/A	94.0%	94.4%	93.5%
% of Patients satisfied with the time they had to wait for an appointment	1	1	N/A	89.8%	88.1%	87.4%

\* This is based on patients treated on this contract for their most recent course of treatment. Figures in italics indicate the base number of FP17s or Patient Questionnaire responses are less than 100. N/A is shown where the base number of responses is less than 10 during the period. % is calculated as Quantity/Base number\*100



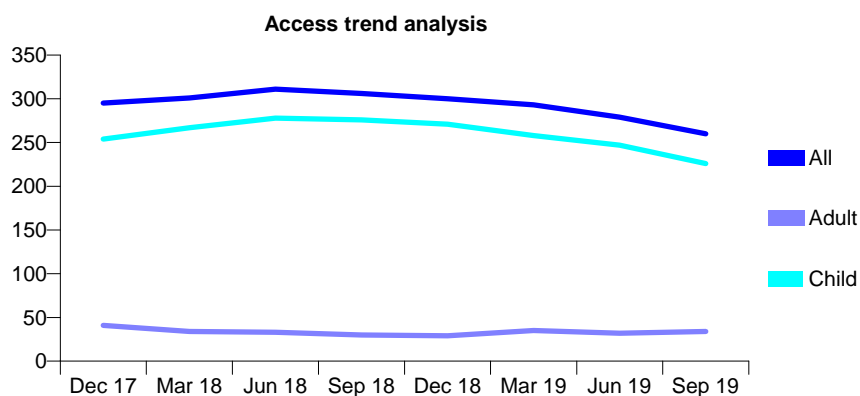
## Q50 - Vital Signs At a Glance Contract Report for 177032/0001 - September 2019

Name or company name	Orchard House Dental Care
Contract type name	GDS Contract
Purpose of contract	General and Orthodontic
Contract start date	01/04/2015
Contract end date	

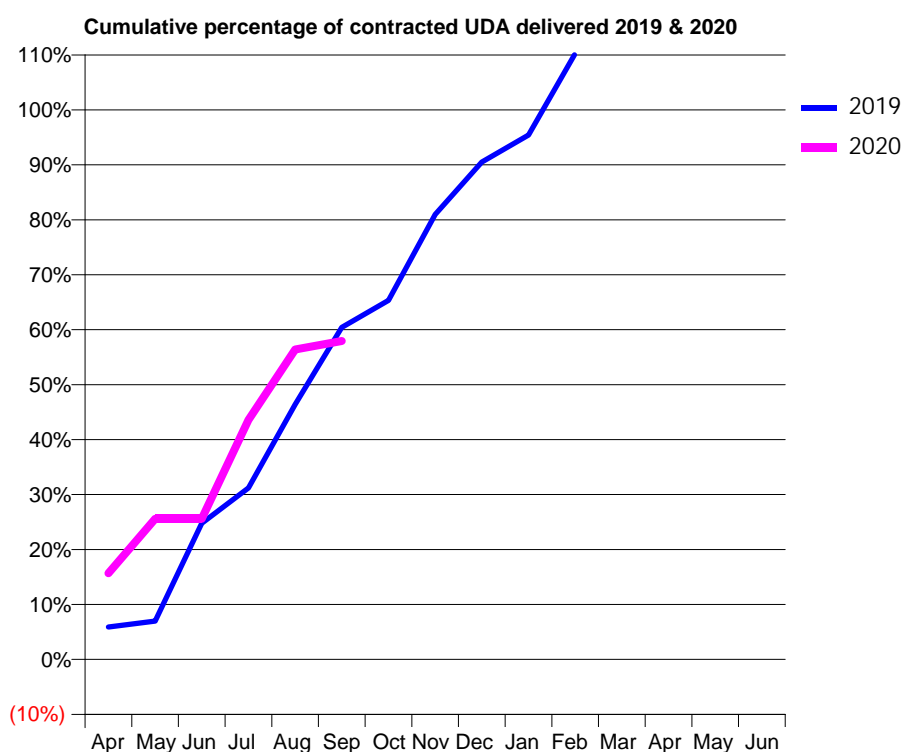
19/20 Contracted general activity (UDA)	390
Carry forward general activity (UDA)	-8
19/20 Contracted orthodontic activity (UOA)	134
Carry forward orthodontic activity (UOA)	0
Baseline contract value	£28,439.80

### ACCESS\*

Patients seen in 24 months	Total	Change since previous quarter
Quarter ending September 2018	306	
Quarter ending December 2018	300	↓
Quarter ending March 2019	293	↓
Quarter ending June 2019	279	↓
Quarter ending September 2019	260	↓
<b>Variance since September 2018</b>	<b>(15.0%)</b>	<b>↓</b>



### ACTIVITY



Month	Adjusted Scheduled Activity (UDA)	
	2019	2020
April	23	61
May	27	100
June	97	100
July	122	170
August	181	220
September	236	226
October	255	
November	316	
December	353	
January	372	
February	430	
March	471	
April	489	
May	489	
June	489	

### QUALITY

	Quantity	Base Number	Contract	AT	Region	England
% of FP17s for the same patient ID Re-attending within 3 months - Children	11	230	4.8%	9.3%	12.1%	11.5%
% of FP17s for the same patient ID Re-attending within 3 months - Adults	0	8	0.0%	12.3%	15.6%	15.4%
% of FP17s for the same patient ID Re-attending between 3 & 9 months - Children	146	230	63.5%	64.4%	61.2%	59.7%
% of FP17s for the same patient ID Re-attending between 3 & 9 months - Adults	5	8	62.5%	55.8%	54.3%	51.7%
% of FP17s for Band 1 Urgent Courses	5	162	3.1%	7.8%	9.1%	9.2%
% of FP17s Relating to Free Repair or Replacements	0	162	0.0%	0.9%	0.9%	0.7%
% of FP17s Relating to Continuations	0	162	0.0%	0.9%	1.0%	0.8%
% of Patients satisfied with the dentistry they have received	0	0	N/A	94.0%	94.4%	93.5%
% of Patients satisfied with the time they had to wait for an appointment	0	0	N/A	89.8%	88.1%	87.4%

\* This is based on patients treated on this contract for their most recent course of treatment. Figures in italics indicate the base number of FP17s or Patient Questionnaire responses are less than 100. N/A is shown where the base number of responses is less than 10 during the period. % is calculated as Quantity/Base number\*100

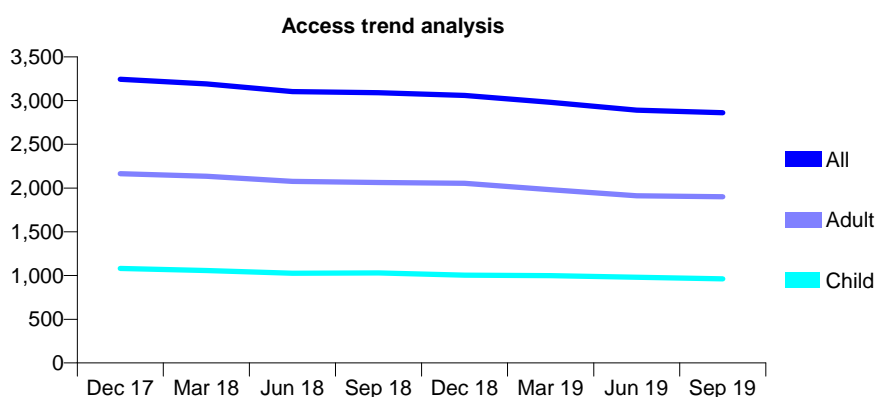
## Q50 - Vital Signs At a Glance Contract Report for 177717/0001 - September 2019

Name or company name	Smile Lincs Ltd
Contract type name	GDS Contract
Purpose of contract	General
Contract start date	01/07/2007
Contract end date	

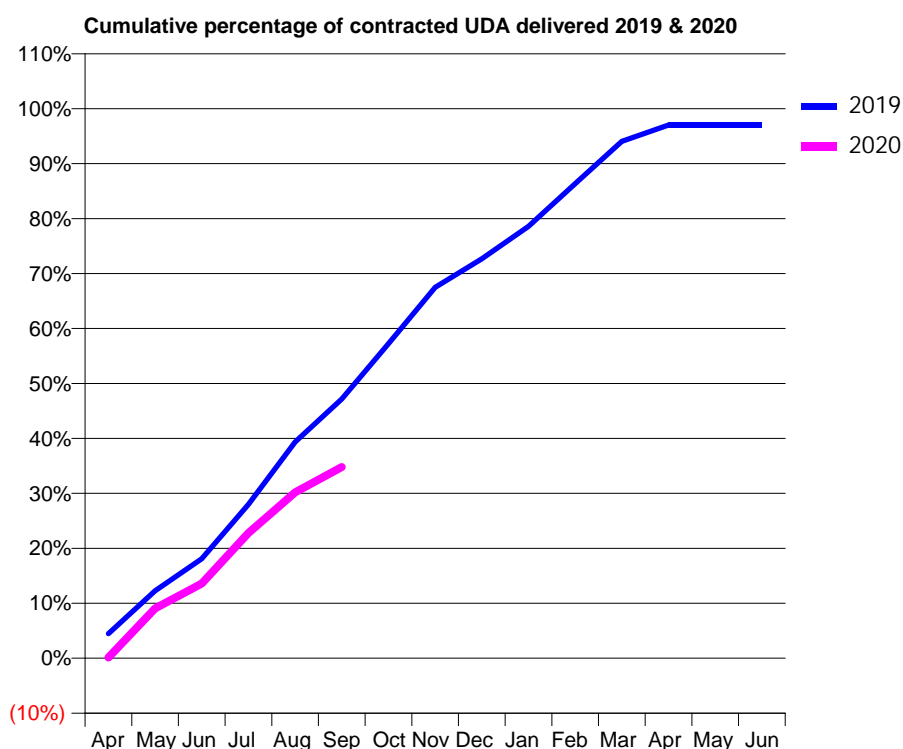
19/20 Contracted general activity (UDA)	9,473
Carry forward general activity (UDA)	283
19/20 Contracted orthodontic activity (UOA)	0
Carry forward orthodontic activity (UOA)	0
Baseline contract value	£240,012.12

### ACCESS\*

Patients seen in 24 months	Total	Change since previous quarter
Quarter ending September 2018	3,090	
Quarter ending December 2018	3,058	↓
Quarter ending March 2019	2,980	↓
Quarter ending June 2019	2,891	↓
Quarter ending September 2019	2,862	↓
<b>Variance since September 2018</b>	<b>(7.4%)</b>	<b>↓</b>



### ACTIVITY



Month	2019	2020
April	425	12
May	1,163	862
June	1,716	1,289
July	2,654	2,160
August	3,730	2,859
September	4,468	3,294
October	5,421	
November	6,394	
December	6,884	
January	7,446	
February	8,181	
March	8,910	
April	9,189	
May	9,190	
June	9,190	

### QUALITY

	Quantity	Base Number	Contract	AT	Region	England
% of FP17s for the same patient ID Re-attending within 3 months - Children	64	646	9.9%	9.3%	12.1%	11.5%
% of FP17s for the same patient ID Re-attending within 3 months - Adults	174	1,102	15.8%	12.3%	15.6%	15.4%
% of FP17s for the same patient ID Re-attending between 3 & 9 months - Children	391	646	60.5%	64.4%	61.2%	59.7%
% of FP17s for the same patient ID Re-attending between 3 & 9 months - Adults	551	1,102	50.0%	55.8%	54.3%	51.7%
% of FP17s for Band 1 Urgent Courses	197	1,634	12.1%	7.8%	9.1%	9.2%
% of FP17s Relating to Free Repair or Replacements	5	1,634	0.3%	0.9%	0.9%	0.7%
% of FP17s Relating to Continuations	17	1,634	1.0%	0.9%	1.0%	0.8%
% of Patients satisfied with the dentistry they have received	1	1	N/A	94.0%	94.4%	93.5%
% of Patients satisfied with the time they had to wait for an appointment	1	1	N/A	89.8%	88.1%	87.4%

\* This is based on patients treated on this contract for their most recent course of treatment.

Figures in italics indicate the base number of FP17s or Patient Questionnaire responses are less than 100. N/A is shown where the base number of responses is less than 10 during the period. % is calculated as Quantity/Base number\*100

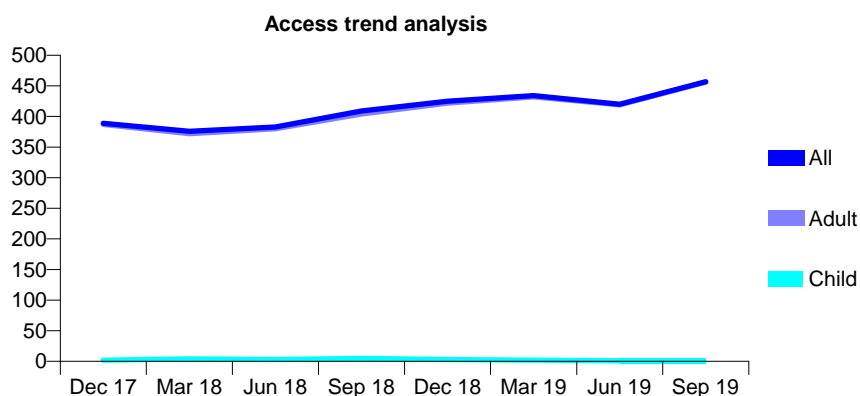
## Q50 - Vital Signs At a Glance Contract Report for 177717/0002 - September 2019

Name or company name	Smile Lincs Ltd
Contract type name	PDS Contract
Purpose of contract	General
Contract start date	01/01/2011
Contract end date	31/12/2020

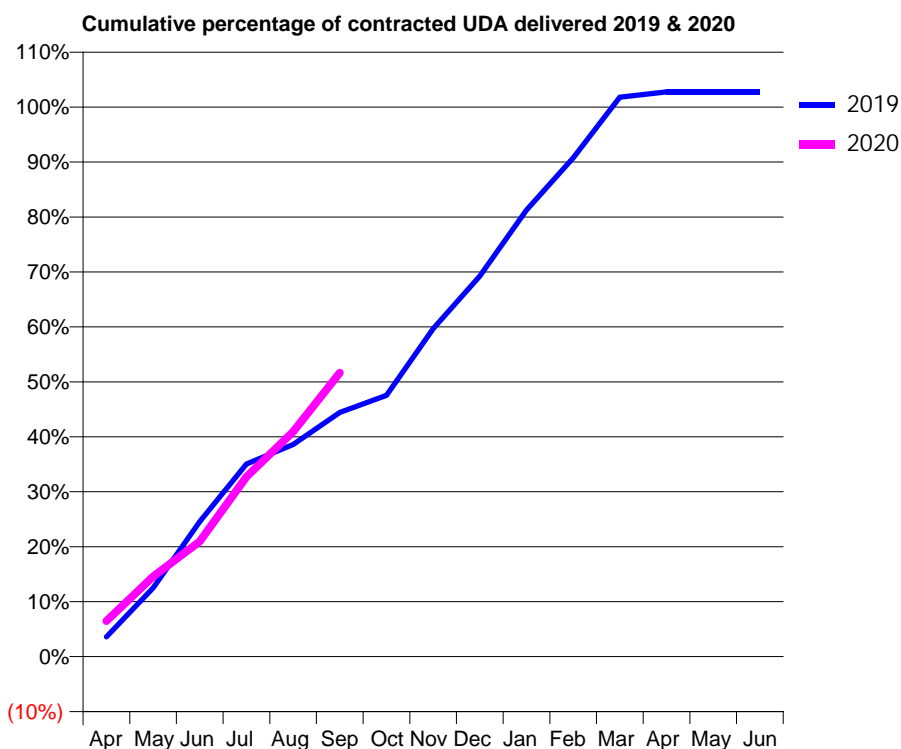
19/20 Contracted general activity (UDA)	1,632
Carry forward general activity (UDA)	-33
19/20 Contracted orthodontic activity (UOA)	0
Carry forward orthodontic activity (UOA)	0
Baseline contract value	£170,532.27

### ACCESS\*

Patients seen in 24 months	Total	Change since previous quarter
Quarter ending September 2018	409	
Quarter ending December 2018	425	↑
Quarter ending March 2019	434	↑
Quarter ending June 2019	420	↓
Quarter ending September 2019	457	↑
<b>Variance since September 2018</b>	<b>11.7%</b>	<b>↑</b>



### ACTIVITY



Month	Adjusted Scheduled Activity (UDA)	
	2019	2020
April	59	106
May	204	238
June	401	342
July	572	534
August	630	668
September	725	843
October	776	
November	974	
December	1,130	
January	1,326	
February	1,481	
March	1,661	
April	1,677	
May	1,677	
June	1,677	

### QUALITY

	Quantity	Base Number	Contract	AT	Region	England
% of FP17s for the same patient ID Re-attending within 3 months - Children	0	4	0.0%	9.3%	12.1%	11.5%
% of FP17s for the same patient ID Re-attending within 3 months - Adults	11	332	3.3%	12.3%	15.6%	15.4%
% of FP17s for the same patient ID Re-attending between 3 & 9 months - Children	0	4	0.0%	64.4%	61.2%	59.7%
% of FP17s for the same patient ID Re-attending between 3 & 9 months - Adults	8	332	2.4%	55.8%	54.3%	51.7%
% of FP17s for Band 1 Urgent Courses	0	328	0.0%	7.8%	9.1%	9.2%
% of FP17s Relating to Free Repair or Replacements	0	328	0.0%	0.9%	0.9%	0.7%
% of FP17s Relating to Continuations	0	328	0.0%	0.9%	1.0%	0.8%
% of Patients satisfied with the dentistry they have received	0	0	N/A	94.0%	94.4%	93.5%
% of Patients satisfied with the time they had to wait for an appointment	0	0	N/A	89.8%	88.1%	87.4%

\* This is based on patients treated on this contract for their most recent course of treatment. Figures in italics indicate the base number of FP17s or Patient Questionnaire responses are less than 100. N/A is shown where the base number of responses is less than 10 during the period. % is calculated as Quantity/Base number\*100

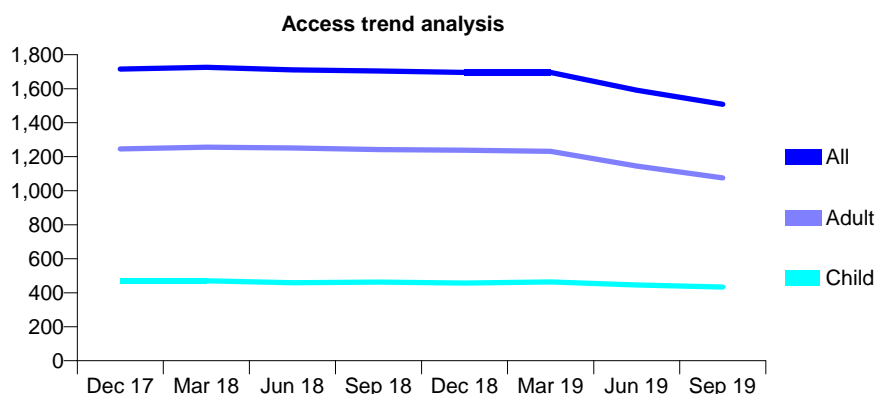
## Q50 - Vital Signs At a Glance Contract Report for 178691/0001 - September 2019

Name or company name	The Regent Street Dental Practice
Contract type name	GDS Contract
Purpose of contract	General and Orthodontic
Contract start date	01/10/2014
Contract end date	

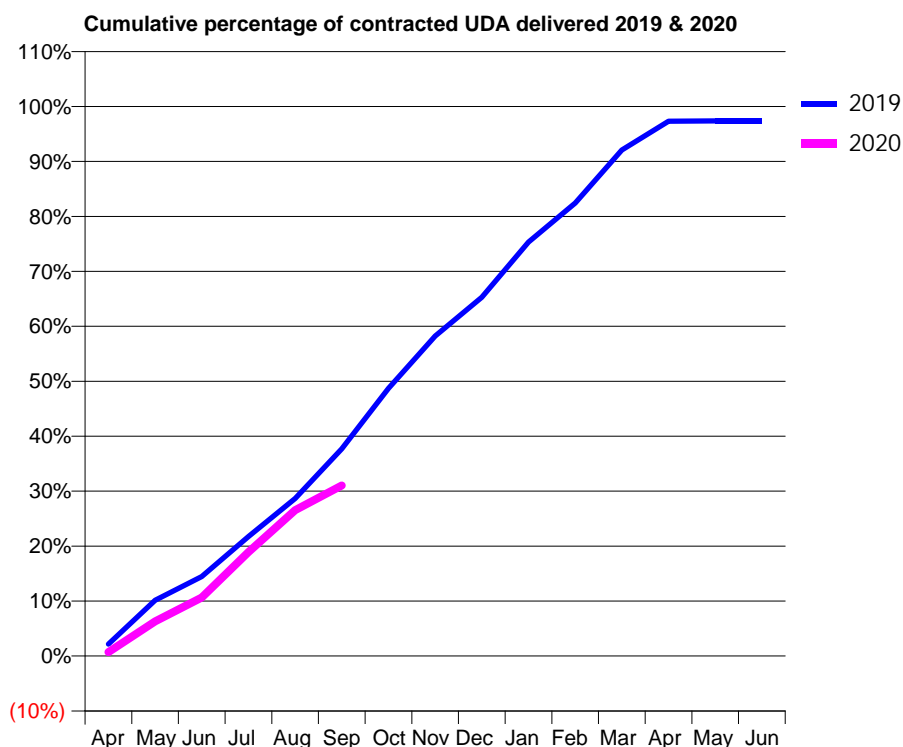
19/20 Contracted general activity (UDA)	5,508
Carry forward general activity (UDA)	144
19/20 Contracted orthodontic activity (UOA)	221
Carry forward orthodontic activity (UOA)	2
Baseline contract value	£166,592.16

### ACCESS\*

Patients seen in 24 months	Total	Change since previous quarter
Quarter ending September 2018	1,704	
Quarter ending December 2018	1,695	→
Quarter ending March 2019	1,695	→
Quarter ending June 2019	1,591	↓
Quarter ending September 2019	1,509	↓
<b>Variance since September 2018</b>	<b>(11.4%)</b>	<b>↓</b>



### ACTIVITY



Month	Adjusted Scheduled Activity (UDA)	
	2019	2020
April	120	39
May	560	348
June	796	586
July	1,198	1,041
August	1,580	1,463
September	2,076	1,709
October	2,684	
November	3,207	
December	3,596	
January	4,149	
February	4,539	
March	5,071	
April	5,360	
May	5,363	
June	5,364	

### QUALITY

	Quantity	Base Number	Contract	AT	Region	England
% of FP17s for the same patient ID Re-attending within 3 months - Children	54	401	13.5%	9.3%	12.1%	11.5%
% of FP17s for the same patient ID Re-attending within 3 months - Adults	169	876	19.3%	12.3%	15.6%	15.4%
% of FP17s for the same patient ID Re-attending between 3 & 9 months - Children	274	401	68.3%	64.4%	61.2%	59.7%
% of FP17s for the same patient ID Re-attending between 3 & 9 months - Adults	629	876	71.8%	55.8%	54.3%	51.7%
% of FP17s for Band 1 Urgent Courses	45	1,127	4.0%	7.8%	9.1%	9.2%
% of FP17s Relating to Free Repair or Replacements	11	1,127	1.0%	0.9%	0.9%	0.7%
% of FP17s Relating to Continuations	8	1,127	0.7%	0.9%	1.0%	0.8%
% of Patients satisfied with the dentistry they have received	3	3	N/A	94.0%	94.4%	93.5%
% of Patients satisfied with the time they had to wait for an appointment	3	3	N/A	89.8%	88.1%	87.4%

\* This is based on patients treated on this contract for their most recent course of treatment. Figures in italics indicate the base number of FP17s or Patient Questionnaire responses are less than 100. N/A is shown where the base number of responses is less than 10 during the period. % is calculated as Quantity/Base number\*100

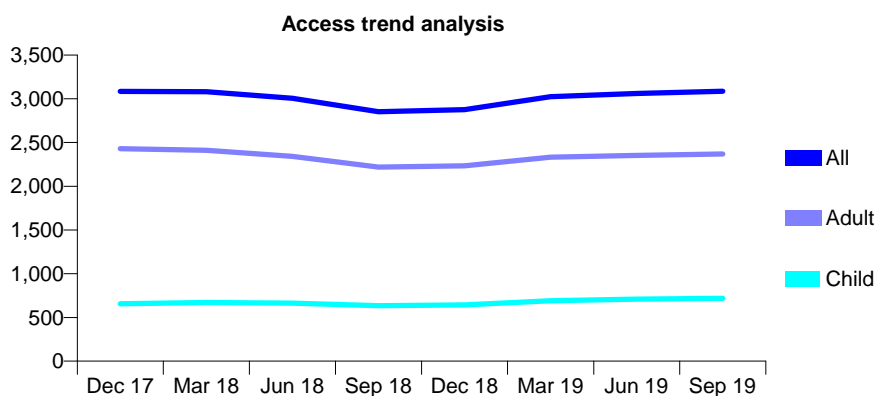
## Q50 - Vital Signs At a Glance Contract Report for 178780/0001 - September 2019

Name or company name	Scarborough Dental Care Limited
Contract type name	GDS Contract
Purpose of contract	General
Contract start date	01/09/2008
Contract end date	

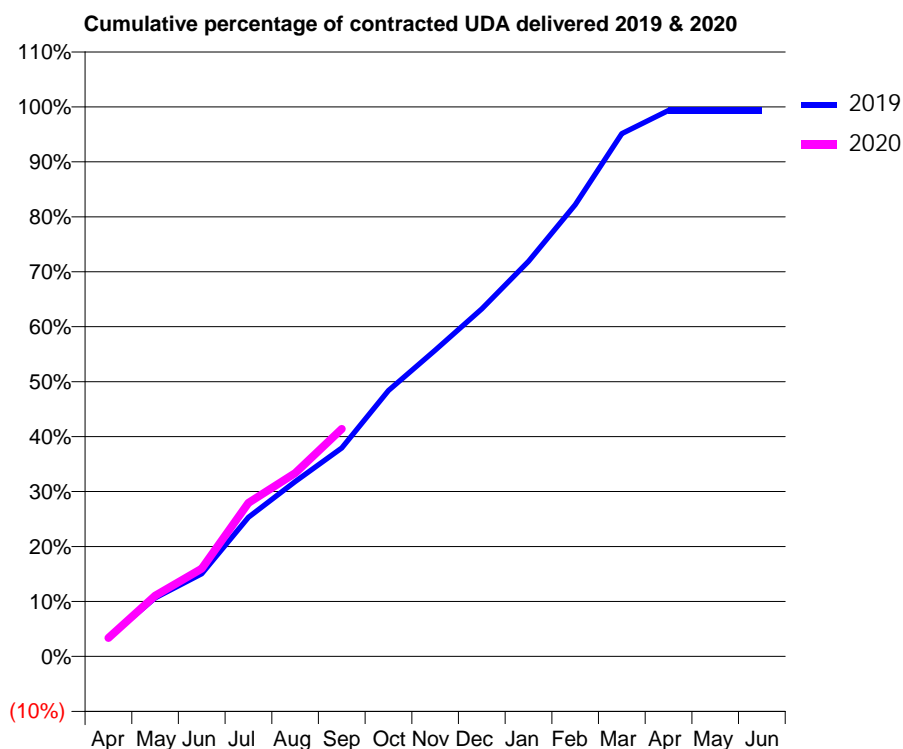
19/20 Contracted general activity (UDA)	8,780
Carry forward general activity (UDA)	59
19/20 Contracted orthodontic activity (UOA)	0
Carry forward orthodontic activity (UOA)	0
Baseline contract value	£264,391.72

### ACCESS\*

Patients seen in 24 months	Total	Change since previous quarter
Quarter ending September 2018	2,853	
Quarter ending December 2018	2,876	→
Quarter ending March 2019	3,023	↑
Quarter ending June 2019	3,061	→
Quarter ending September 2019	3,086	→
<b>Variance since September 2018</b>	<b>8.2%</b>	<b>↑</b>



### ACTIVITY



Month	2019	2020
April	297	294
May	934	971
June	1,323	1,403
July	2,224	2,454
August	2,794	2,929
September	3,330	3,635
October	4,249	
November	4,892	
December	5,553	
January	6,312	
February	7,218	
March	8,351	
April	8,721	
May	8,721	
June	8,721	

### QUALITY

	Quantity	Base Number	Contract	AT	Region	England
% of FP17s for the same patient ID Re-attending within 3 months - Children	64	661	9.7%	9.3%	12.1%	11.5%
% of FP17s for the same patient ID Re-attending within 3 months - Adults	335	2,054	16.3%	12.3%	15.6%	15.4%
% of FP17s for the same patient ID Re-attending between 3 & 9 months - Children	385	661	58.2%	64.4%	61.2%	59.7%
% of FP17s for the same patient ID Re-attending between 3 & 9 months - Adults	1,192	2,054	58.0%	55.8%	54.3%	51.7%
% of FP17s for Band 1 Urgent Courses	133	2,198	6.1%	7.8%	9.1%	9.2%
% of FP17s Relating to Free Repair or Replacements	29	2,198	1.3%	0.9%	0.9%	0.7%
% of FP17s Relating to Continuations	67	2,198	3.0%	0.9%	1.0%	0.8%
% of Patients satisfied with the dentistry they have received	2	2	N/A	94.0%	94.4%	93.5%
% of Patients satisfied with the time they had to wait for an appointment	2	2	N/A	89.8%	88.1%	87.4%

\* This is based on patients treated on this contract for their most recent course of treatment. Figures in italics indicate the base number of FP17s or Patient Questionnaire responses are less than 100. N/A is shown where the base number of responses is less than 10 during the period. % is calculated as Quantity/Base number\*100

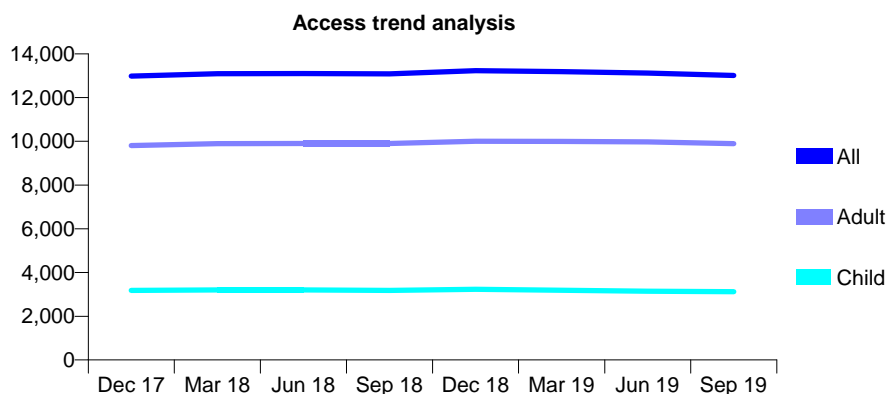
## Q50 - Vital Signs At a Glance Contract Report for 179582/0001 - September 2019

Name or company name	Abbey Dental Care
Contract type name	GDS Contract
Purpose of contract	General
Contract start date	01/02/2012
Contract end date	

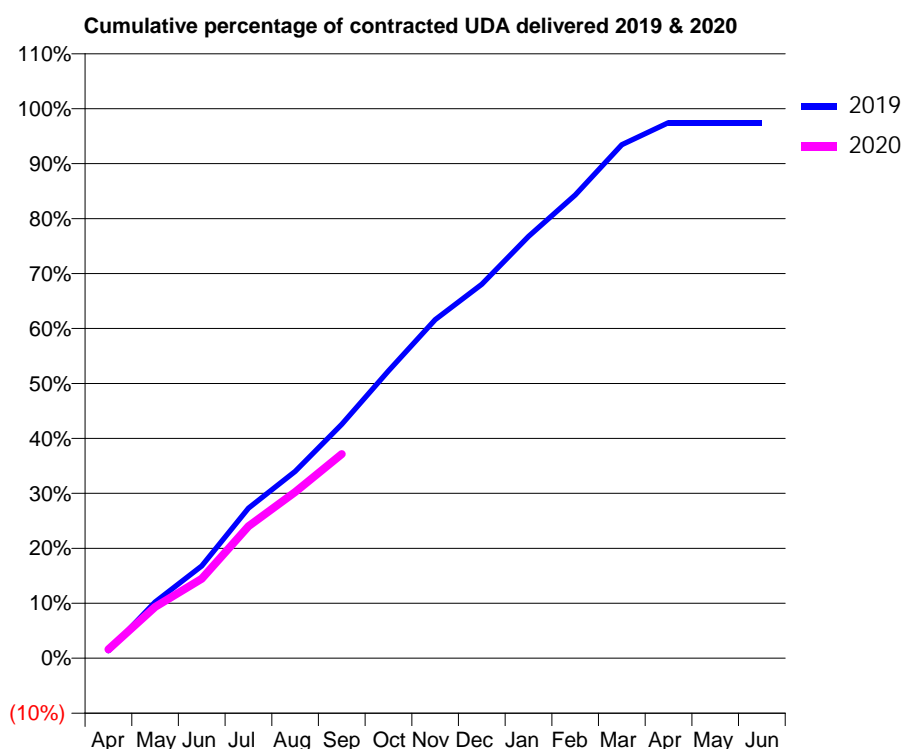
19/20 Contracted general activity (UDA)	40,900
Carry forward general activity (UDA)	1,041
19/20 Contracted orthodontic activity (UOA)	0
Carry forward orthodontic activity (UOA)	0
Baseline contract value	£1,231,137.80

### ACCESS\*

Patients seen in 24 months	Total	Change since previous quarter
Quarter ending September 2018	13,083	
Quarter ending December 2018	13,234	→
Quarter ending March 2019	13,185	→
Quarter ending June 2019	13,120	→
Quarter ending September 2019	13,014	→
<b>Variance since September 2018</b>	<b>(0.5%)</b>	→



### ACTIVITY



Month	2019	2020
April	561	658
May	4,185	3,820
June	6,866	5,907
July	11,174	9,825
August	13,906	12,374
September	17,402	15,187
October	21,387	
November	25,194	
December	27,835	
January	31,392	
February	34,471	
March	38,213	
April	39,867	
May	39,857	
June	39,859	

### QUALITY

	Quantity	Base Number	Contract	AT	Region	England
% of FP17s for the same patient ID Re-attending within 3 months - Children	251	2,831	8.9%	9.3%	12.1%	11.5%
% of FP17s for the same patient ID Re-attending within 3 months - Adults	1,144	7,804	14.7%	12.3%	15.6%	15.4%
% of FP17s for the same patient ID Re-attending between 3 & 9 months - Children	2,100	2,831	74.2%	64.4%	61.2%	59.7%
% of FP17s for the same patient ID Re-attending between 3 & 9 months - Adults	5,147	7,804	66.0%	55.8%	54.3%	51.7%
% of FP17s for Band 1 Urgent Courses	641	9,807	6.5%	7.8%	9.1%	9.2%
% of FP17s Relating to Free Repair or Replacements	112	9,807	1.1%	0.9%	0.9%	0.7%
% of FP17s Relating to Continuations	61	9,807	0.6%	0.9%	1.0%	0.8%
% of Patients satisfied with the dentistry they have received	5	6	N/A	94.0%	94.4%	93.5%
% of Patients satisfied with the time they had to wait for an appointment	5	6	N/A	89.8%	88.1%	87.4%

\* This is based on patients treated on this contract for their most recent course of treatment. Figures in italics indicate the base number of FP17s or Patient Questionnaire responses are less than 100. N/A is shown where the base number of responses is less than 10 during the period. % is calculated as Quantity/Base number\*100

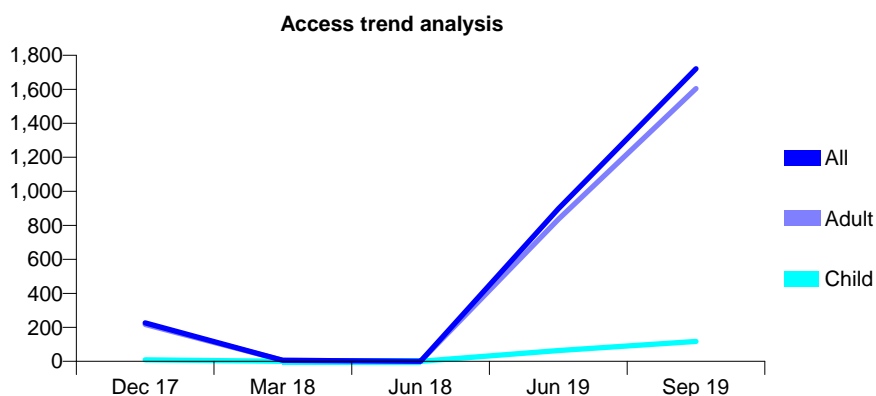
## Q50 - Vital Signs At a Glance Contract Report for 180785/0001 - September 2019

Name or company name	Emergency Dental Services Limited
Contract type name	GDS Contract
Purpose of contract	General
Contract start date	02/08/2011
Contract end date	

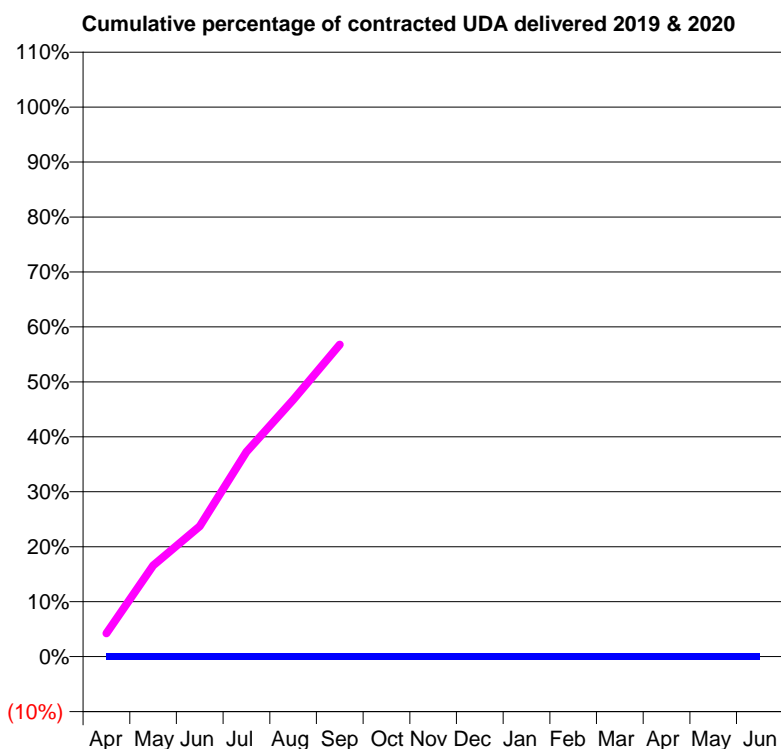
19/20 Contracted general activity (UDA)	5,000
Carry forward general activity (UDA)	0
19/20 Contracted orthodontic activity (UOA)	0
Carry forward orthodontic activity (UOA)	0
Baseline contract value	£369,718.05

### ACCESS\*

Patients seen in 24 months	Total	Change since previous quarter
Quarter ending September 2018	0	
Quarter ending December 2018	0	
Quarter ending March 2019	0	
Quarter ending June 2019	898	↑
Quarter ending September 2019	1,721	↑
<b>Variance since September 2018</b>	N/A	



### ACTIVITY



Month	Adjusted Scheduled Activity (UDA)	
	2019	2020
April	0	212
May	0	829
June	0	1,186
July	0	1,863
August	0	2,337
September	0	2,839
October	0	
November	0	
December	0	
January	0	
February	0	
March	0	
April	0	
May	0	
June	0	

### QUALITY

	Quantity	Base Number	Contract	AT	Region	England
% of FP17s for the same patient ID Re-attending within 3 months - Children	8	212	3.8%	9.3%	12.1%	11.5%
% of FP17s for the same patient ID Re-attending within 3 months - Adults	193	2,150	9.0%	12.3%	15.6%	15.4%
% of FP17s for the same patient ID Re-attending between 3 & 9 months - Children	2	212	0.9%	64.4%	61.2%	59.7%
% of FP17s for the same patient ID Re-attending between 3 & 9 months - Adults	15	2,150	0.7%	55.8%	54.3%	51.7%
% of FP17s for Band 1 Urgent Courses	2,344	2,362	99.2%	7.8%	9.1%	9.2%
% of FP17s Relating to Free Repair or Replacements	0	2,362	0.0%	0.9%	0.9%	0.7%
% of FP17s Relating to Continuations	0	2,362	0.0%	0.9%	1.0%	0.8%
% of Patients satisfied with the dentistry they have received	0	0	N/A	94.0%	94.4%	93.5%
% of Patients satisfied with the time they had to wait for an appointment	0	0	N/A	89.8%	88.1%	87.4%

\* This is based on patients treated on this contract for their most recent course of treatment. Figures in italics indicate the base number of FP17s or Patient Questionnaire responses are less than 100. N/A is shown where the base number of responses is less than 10 during the period. % is calculated as Quantity/Base number\*100

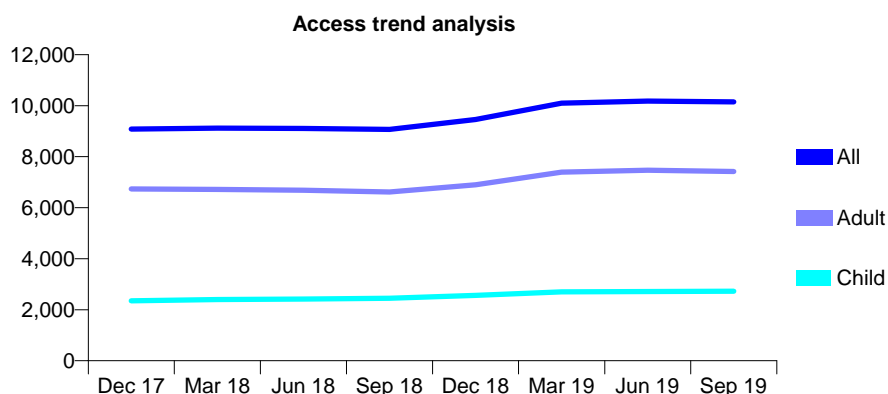
## Q50 - Vital Signs At a Glance Contract Report for 180904/0003 - September 2019

Name or company name	Perfect Smile Clinic (UK) Ltd
Contract type name	GDS Contract
Purpose of contract	General
Contract start date	25/06/2012
Contract end date	

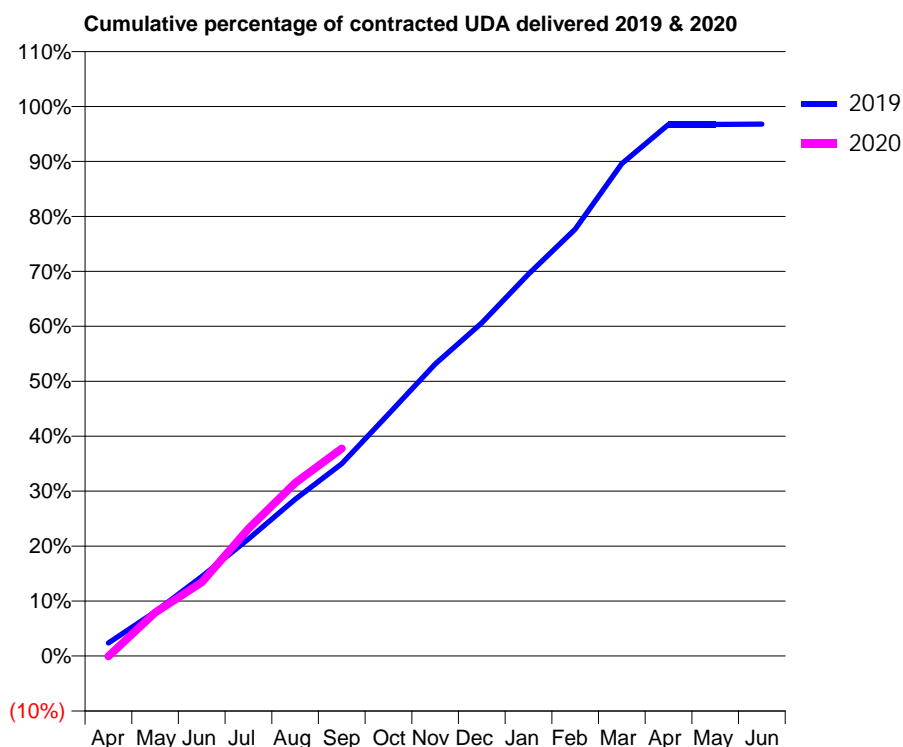
19/20 Contracted general activity (UDA)	32,500
Carry forward general activity (UDA)	934
19/20 Contracted orthodontic activity (UOA)	0
Carry forward orthodontic activity (UOA)	0
Baseline contract value	£853,892.22

### ACCESS\*

Patients seen in 24 months	Total	Change since previous quarter
Quarter ending September 2018	9,068	
Quarter ending December 2018	9,462	↑
Quarter ending March 2019	10,098	↑
Quarter ending June 2019	10,184	→
Quarter ending September 2019	10,147	→
<b>Variance since September 2018</b>	<b>11.9%</b>	<b>↑</b>



### ACTIVITY



Month	Adjusted Scheduled Activity (UDA)	
	2019	2020
April	767	-17
May	2,618	2,567
June	4,700	4,354
July	6,931	7,526
August	9,274	10,240
September	11,369	12,271
October	14,312	
November	17,267	
December	19,709	
January	22,582	
February	25,246	
March	29,119	
April	31,431	
May	31,439	
June	31,453	

### QUALITY

	Quantity	Base Number	Contract	AT	Region	England
% of FP17s for the same patient ID Re-attending within 3 months - Children	328	2,401	13.7%	9.3%	12.1%	11.5%
% of FP17s for the same patient ID Re-attending within 3 months - Adults	803	5,535	14.5%	12.3%	15.6%	15.4%
% of FP17s for the same patient ID Re-attending between 3 & 9 months - Children	1,573	2,401	65.5%	64.4%	61.2%	59.7%
% of FP17s for the same patient ID Re-attending between 3 & 9 months - Adults	3,410	5,535	61.6%	55.8%	54.3%	51.7%
% of FP17s for Band 1 Urgent Courses	449	6,748	6.7%	7.8%	9.1%	9.2%
% of FP17s Relating to Free Repair or Replacements	64	6,748	0.9%	0.9%	0.9%	0.7%
% of FP17s Relating to Continuations	43	6,748	0.6%	0.9%	1.0%	0.8%
% of Patients satisfied with the dentistry they have received	3	4	N/A	94.0%	94.4%	93.5%
% of Patients satisfied with the time they had to wait for an appointment	4	4	N/A	89.8%	88.1%	87.4%

\* This is based on patients treated on this contract for their most recent course of treatment. Figures in italics indicate the base number of FP17s or Patient Questionnaire responses are less than 100. N/A is shown where the base number of responses is less than 10 during the period. % is calculated as Quantity/Base number\*100



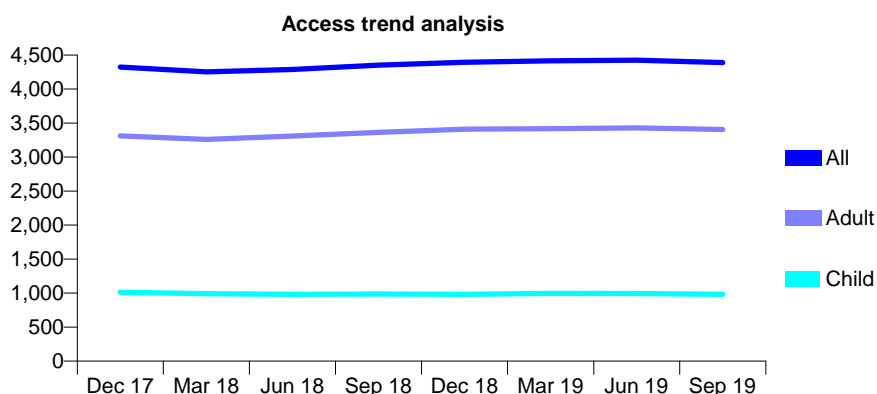
## Q50 - Vital Signs At a Glance Contract Report for 182176/0001 - September 2019

Name or company name	Snaith Dental Care
Contract type name	GDS Contract
Purpose of contract	General
Contract start date	11/01/2010
Contract end date	

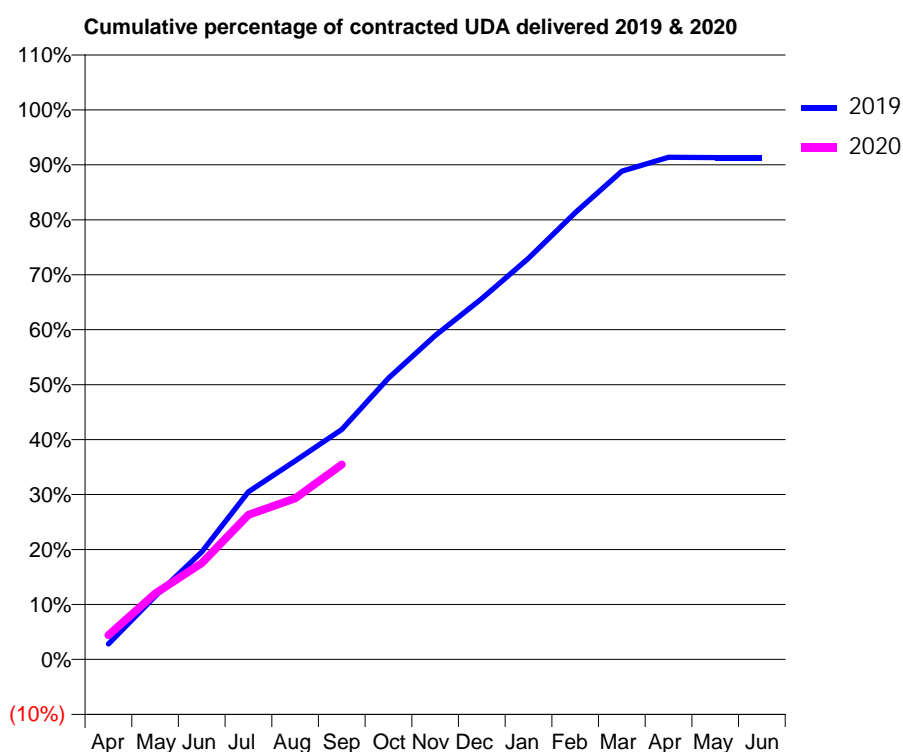
19/20 Contracted general activity (UDA)	15,000
Carry forward general activity (UDA)	0
19/20 Contracted orthodontic activity (UOA)	0
Carry forward orthodontic activity (UOA)	0
Baseline contract value	£400,262.93

### ACCESS\*

Patients seen in 24 months	Total	Change since previous quarter
Quarter ending September 2018	4,351	
Quarter ending December 2018	4,394	→
Quarter ending March 2019	4,414	→
Quarter ending June 2019	4,424	→
Quarter ending September 2019	4,390	→
<b>Variance since September 2018</b>	<b>0.9%</b>	<b>→</b>



### ACTIVITY



Month	2019	2020
April	421	662
May	1,722	1,799
June	2,934	2,629
July	4,578	3,946
August	5,420	4,394
September	6,275	5,322
October	7,678	
November	8,841	
December	9,848	
January	10,949	
February	12,191	
March	13,324	
April	13,706	
May	13,696	
June	13,696	

### QUALITY

	Quantity	Base Number	Contract	AT	Region	England
% of FP17s for the same patient ID Re-attending within 3 months - Children	55	870	6.3%	9.3%	12.1%	11.5%
% of FP17s for the same patient ID Re-attending within 3 months - Adults	234	2,556	9.2%	12.3%	15.6%	15.4%
% of FP17s for the same patient ID Re-attending between 3 & 9 months - Children	682	870	78.4%	64.4%	61.2%	59.7%
% of FP17s for the same patient ID Re-attending between 3 & 9 months - Adults	1,846	2,556	72.2%	55.8%	54.3%	51.7%
% of FP17s for Band 1 Urgent Courses	271	3,246	8.3%	7.8%	9.1%	9.2%
% of FP17s Relating to Free Repair or Replacements	7	3,246	0.2%	0.9%	0.9%	0.7%
% of FP17s Relating to Continuations	3	3,246	0.1%	0.9%	1.0%	0.8%
% of Patients satisfied with the dentistry they have received	5	5	N/A	94.0%	94.4%	93.5%
% of Patients satisfied with the time they had to wait for an appointment	4	5	N/A	89.8%	88.1%	87.4%

\* This is based on patients treated on this contract for their most recent course of treatment. Figures in italics indicate the base number of FP17s or Patient Questionnaire responses are less than 100. N/A is shown where the base number of responses is less than 10 during the period. % is calculated as Quantity/Base number\*100

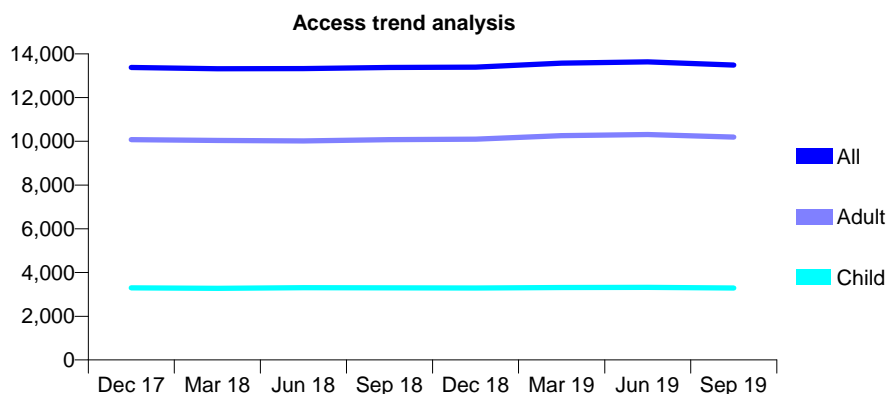
## Q50 - Vital Signs At a Glance Contract Report for 183679/0001 - September 2019

Name or company name	Hessle Grange Dental Care Ltd.
Contract type name	GDS Contract
Purpose of contract	General
Contract start date	01/07/2008
Contract end date	

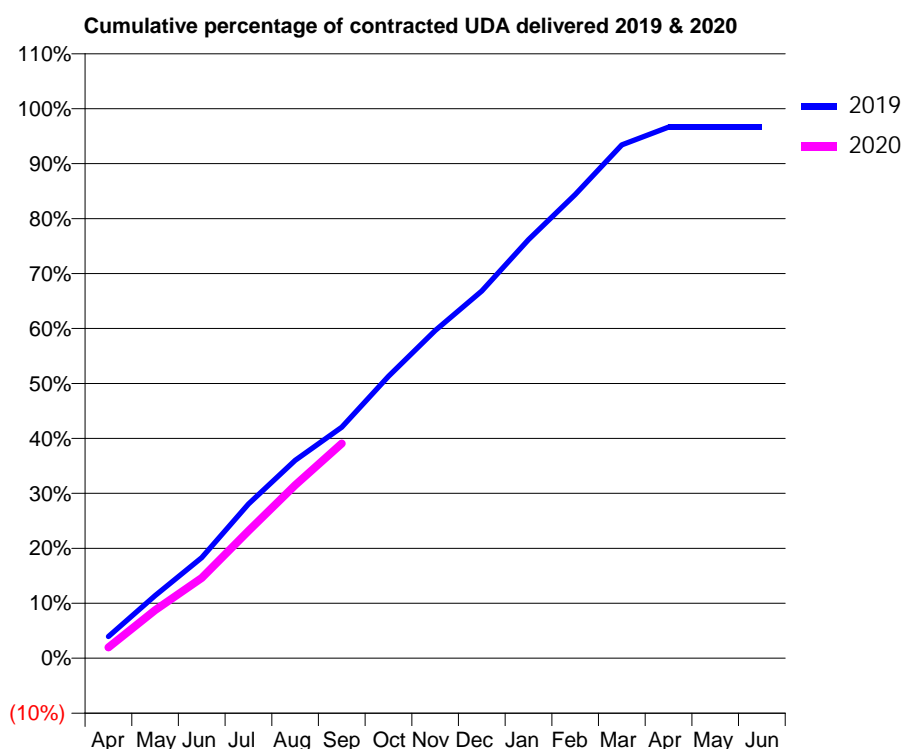
19/20 Contracted general activity (UDA)	33,167
Carry forward general activity (UDA)	1,112
19/20 Contracted orthodontic activity (UOA)	0
Carry forward orthodontic activity (UOA)	0
Baseline contract value	£1,013,122.80

### ACCESS\*

Patients seen in 24 months	Total	Change since previous quarter
Quarter ending September 2018	13,373	
Quarter ending December 2018	13,391	→
Quarter ending March 2019	13,573	→
Quarter ending June 2019	13,638	→
Quarter ending September 2019	13,492	↓
<b>Variance since September 2018</b>	<b>0.9%</b>	<b>→</b>



### ACTIVITY



Month	2019	2020
April	1,312	659
May	3,783	2,902
June	6,073	4,852
July	9,304	7,682
August	11,940	10,453
September	13,945	12,960
October	17,013	
November	19,777	
December	22,160	
January	25,258	
February	27,986	
March	30,984	
April	32,050	
May	32,054	
June	32,055	

### QUALITY

	Quantity	Base Number	Contract	AT	Region	England
% of FP17s for the same patient ID Re-attending within 3 months - Children	126	2,530	5.0%	9.3%	12.1%	11.5%
% of FP17s for the same patient ID Re-attending within 3 months - Adults	705	6,498	10.8%	12.3%	15.6%	15.4%
% of FP17s for the same patient ID Re-attending between 3 & 9 months - Children	1,727	2,530	68.3%	64.4%	61.2%	59.7%
% of FP17s for the same patient ID Re-attending between 3 & 9 months - Adults	2,603	6,498	40.1%	55.8%	54.3%	51.7%
% of FP17s for Band 1 Urgent Courses	596	8,073	7.4%	7.8%	9.1%	9.2%
% of FP17s Relating to Free Repair or Replacements	103	8,073	1.3%	0.9%	0.9%	0.7%
% of FP17s Relating to Continuations	122	8,073	1.5%	0.9%	1.0%	0.8%
% of Patients satisfied with the dentistry they have received	2	2	N/A	94.0%	94.4%	93.5%
% of Patients satisfied with the time they had to wait for an appointment	2	2	N/A	89.8%	88.1%	87.4%

\* This is based on patients treated on this contract for their most recent course of treatment.

Figures in italics indicate the base number of FP17s or Patient Questionnaire responses are less than 100. N/A is shown where the base number of responses is less than 10 during the period. % is calculated as Quantity/Base number\*100

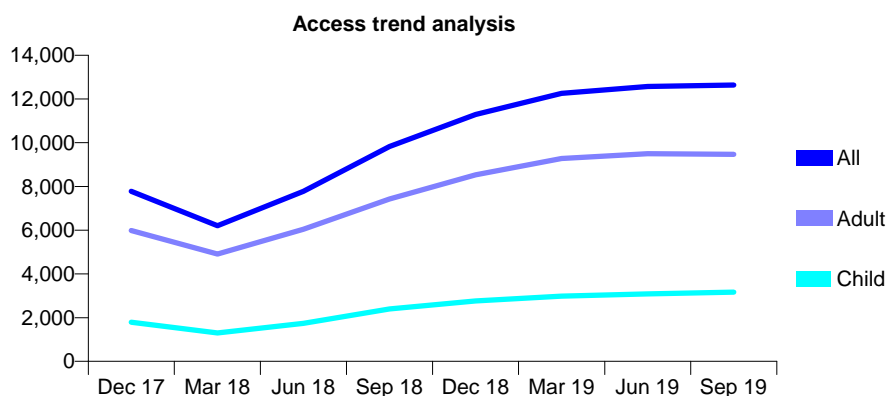
## Q50 - Vital Signs At a Glance Contract Report for 189995/0001 - September 2019

Name or company name	Priory House Dental Care Ltd.
Contract type name	GDS Contract
Purpose of contract	General
Contract start date	01/04/2009
Contract end date	

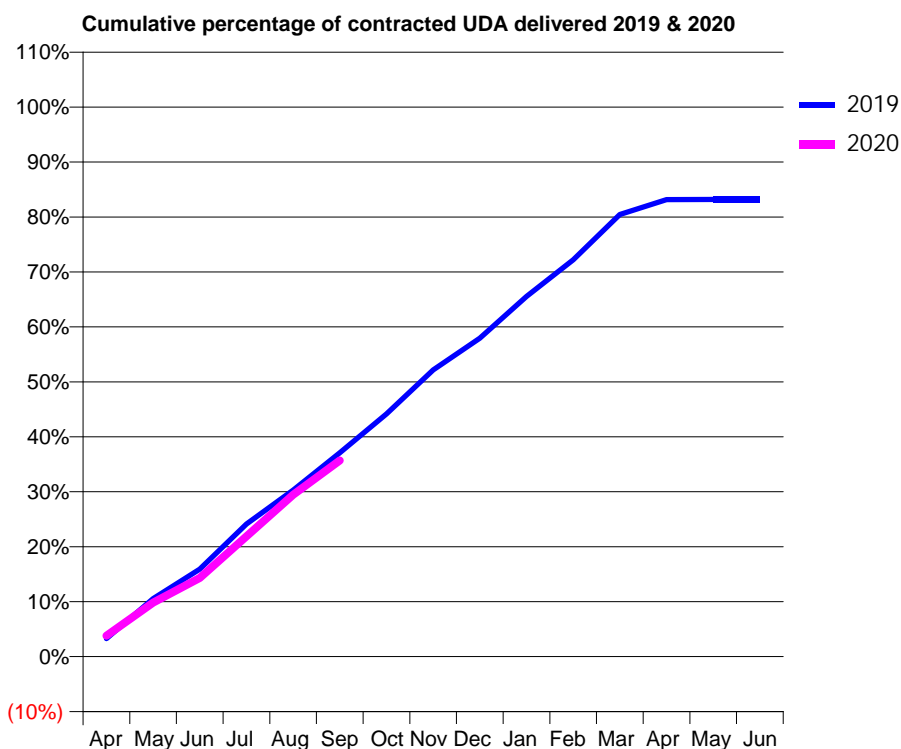
19/20 Contracted general activity (UDA)	36,750
Carry forward general activity (UDA)	0
19/20 Contracted orthodontic activity (UOA)	0
Carry forward orthodontic activity (UOA)	0
Baseline contract value	£1,032,673.20

### ACCESS\*

Patients seen in 24 months	Total	Change since previous quarter
Quarter ending September 2018	9,826	
Quarter ending December 2018	11,297	↑
Quarter ending March 2019	12,261	↑
Quarter ending June 2019	12,578	↑
Quarter ending September 2019	12,635	→
<b>Variance since September 2018</b>	<b>28.6%</b>	<b>↑</b>



### ACTIVITY



Month	Adjusted Scheduled Activity (UDA)	
	2019	2020
April	1,212	1,397
May	3,881	3,616
June	5,847	5,255
July	8,865	8,048
August	11,131	10,834
September	13,635	13,118
October	16,228	
November	19,172	
December	21,294	
January	24,087	
February	26,535	
March	29,571	
April	30,557	
May	30,576	
June	30,564	

### QUALITY

	Quantity	Base Number	Contract	AT	Region	England
% of FP17s for the same patient ID Re-attending within 3 months - Children	131	2,418	5.4%	9.3%	12.1%	11.5%
% of FP17s for the same patient ID Re-attending within 3 months - Adults	644	6,598	9.8%	12.3%	15.6%	15.4%
% of FP17s for the same patient ID Re-attending between 3 & 9 months - Children	1,551	2,418	64.1%	64.4%	61.2%	59.7%
% of FP17s for the same patient ID Re-attending between 3 & 9 months - Adults	3,825	6,598	58.0%	55.8%	54.3%	51.7%
% of FP17s for Band 1 Urgent Courses	419	7,542	5.6%	7.8%	9.1%	9.2%
% of FP17s Relating to Free Repair or Replacements	77	7,542	1.0%	0.9%	0.9%	0.7%
% of FP17s Relating to Continuations	44	7,542	0.6%	0.9%	1.0%	0.8%
% of Patients satisfied with the dentistry they have received	10	11	90.9%	94.0%	94.4%	93.5%
% of Patients satisfied with the time they had to wait for an appointment	9	11	81.8%	89.8%	88.1%	87.4%

\* This is based on patients treated on this contract for their most recent course of treatment. Figures in italics indicate the base number of FP17s or Patient Questionnaire responses are less than 100. N/A is shown where the base number of responses is less than 10 during the period. % is calculated as Quantity/Base number\*100

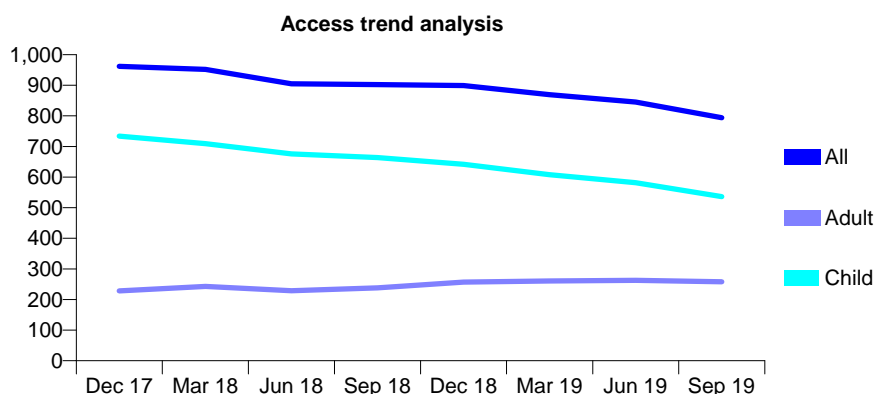
## Q50 - Vital Signs At a Glance Contract Report for 190195/0005 - September 2019

Name or company name	Xeon Smiles UK Ltd
Contract type name	GDS Contract
Purpose of contract	General
Contract start date	01/05/2008
Contract end date	

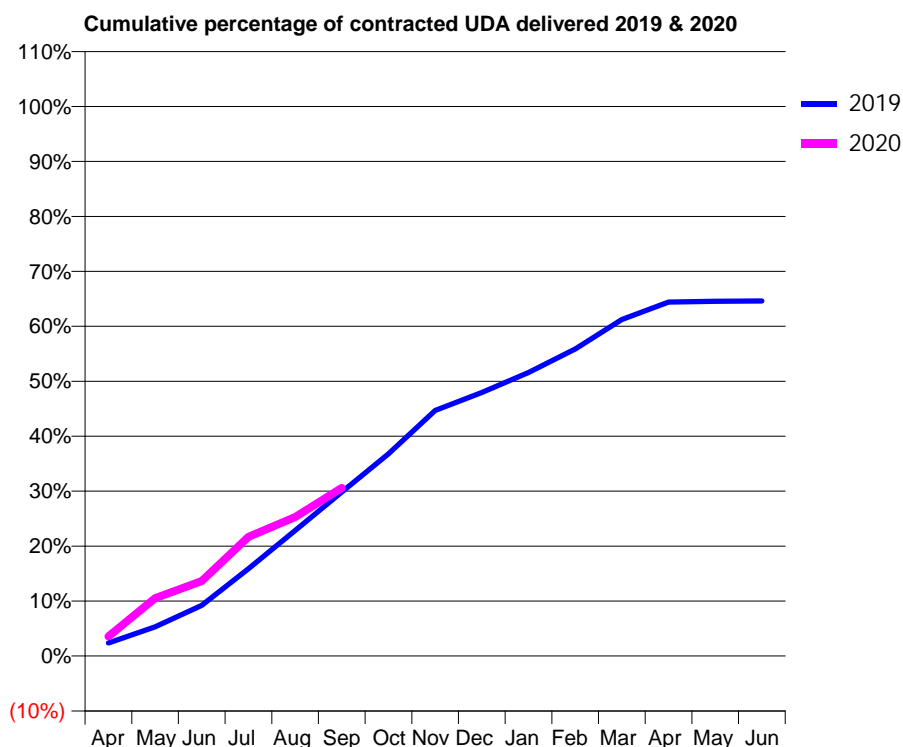
19/20 Contracted general activity (UDA)	2,200
Carry forward general activity (UDA)	0
19/20 Contracted orthodontic activity (UOA)	0
Carry forward orthodontic activity (UOA)	0
Baseline contract value	£54,022.45

### ACCESS\*

Patients seen in 24 months	Total	Change since previous quarter
Quarter ending September 2018	902	
Quarter ending December 2018	899	→
Quarter ending March 2019	869	↓
Quarter ending June 2019	845	↓
Quarter ending September 2019	794	↓
<b>Variance since September 2018</b>	<b>(12.0%)</b>	<b>↓</b>



### ACTIVITY



Month	Adjusted Scheduled Activity (UDA)	
	2019	2020
April	52	79
May	117	232
June	203	300
July	349	477
August	502	556
September	656	673
October	809	
November	983	
December	1,055	
January	1,135	
February	1,229	
March	1,347	
April	1,417	
May	1,420	
June	1,421	

### QUALITY

	Quantity	Base Number	Contract	AT	Region	England
% of FP17s for the same patient ID Re-attending within 3 months - Children	23	348	6.6%	9.3%	12.1%	11.5%
% of FP17s for the same patient ID Re-attending within 3 months - Adults	12	140	8.6%	12.3%	15.6%	15.4%
% of FP17s for the same patient ID Re-attending between 3 & 9 months - Children	229	348	65.8%	64.4%	61.2%	59.7%
% of FP17s for the same patient ID Re-attending between 3 & 9 months - Adults	68	140	48.6%	55.8%	54.3%	51.7%
% of FP17s for Band 1 Urgent Courses	24	435	5.5%	7.8%	9.1%	9.2%
% of FP17s Relating to Free Repair or Replacements	1	435	0.2%	0.9%	0.9%	0.7%
% of FP17s Relating to Continuations	2	435	0.5%	0.9%	1.0%	0.8%
% of Patients satisfied with the dentistry they have received	1	1	N/A	94.0%	94.4%	93.5%
% of Patients satisfied with the time they had to wait for an appointment	1	1	N/A	89.8%	88.1%	87.4%

\* This is based on patients treated on this contract for their most recent course of treatment. Figures in italics indicate the base number of FP17s or Patient Questionnaire responses are less than 100. N/A is shown where the base number of responses is less than 10 during the period. % is calculated as Quantity/Base number\*100

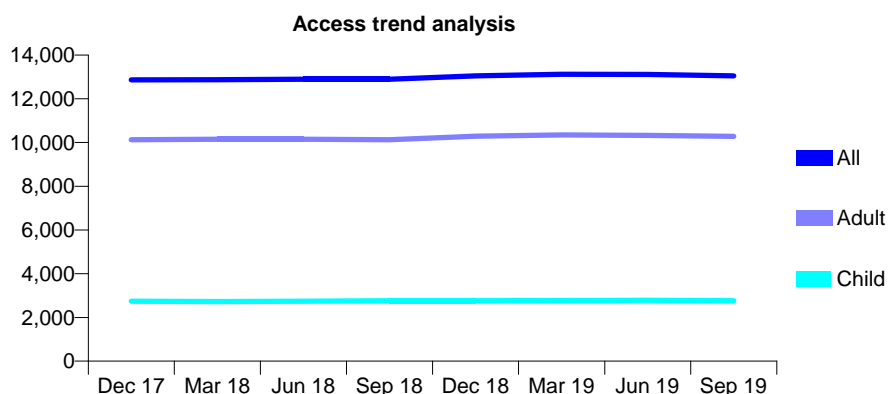
## Q50 - Vital Signs At a Glance Contract Report for 190586/0001 - September 2019

Name or company name	SELBY DENTAL CARE LTD
Contract type name	GDS Contract
Purpose of contract	General
Contract start date	01/04/2011
Contract end date	

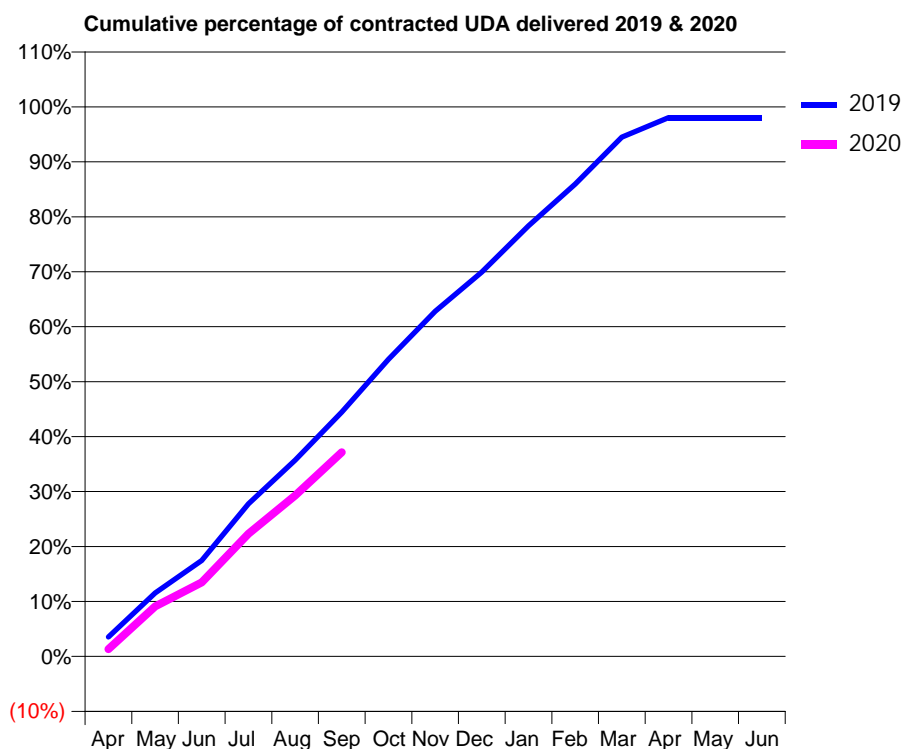
19/20 Contracted general activity (UDA)	34,448
Carry forward general activity (UDA)	684
19/20 Contracted orthodontic activity (UOA)	0
Carry forward orthodontic activity (UOA)	0
Baseline contract value	£1,029,475.18

### ACCESS\*

Patients seen in 24 months	Total	Change since previous quarter
Quarter ending September 2018	12,890	
Quarter ending December 2018	13,048	→
Quarter ending March 2019	13,118	→
Quarter ending June 2019	13,110	→
Quarter ending September 2019	13,049	→
<b>Variance since September 2018</b>	<b>1.2%</b>	<b>→</b>



### ACTIVITY



Month	Adjusted Scheduled Activity (UDA)	
	2019	2020
April	1,220	456
May	3,986	3,135
June	6,015	4,647
July	9,568	7,696
August	12,309	10,087
September	15,314	12,795
October	18,617	
November	21,636	
December	24,085	
January	26,991	
February	29,603	
March	32,547	
April	33,764	
May	33,764	
June	33,764	

### QUALITY

	Quantity	Base Number	Contract	AT	Region	England
% of FP17s for the same patient ID Re-attending within 3 months - Children	163	2,385	6.8%	9.3%	12.1%	11.5%
% of FP17s for the same patient ID Re-attending within 3 months - Adults	824	7,659	10.8%	12.3%	15.6%	15.4%
% of FP17s for the same patient ID Re-attending between 3 & 9 months - Children	1,745	2,385	73.2%	64.4%	61.2%	59.7%
% of FP17s for the same patient ID Re-attending between 3 & 9 months - Adults	5,006	7,659	65.4%	55.8%	54.3%	51.7%
% of FP17s for Band 1 Urgent Courses	436	7,945	5.5%	7.8%	9.1%	9.2%
% of FP17s Relating to Free Repair or Replacements	53	7,945	0.7%	0.9%	0.9%	0.7%
% of FP17s Relating to Continuations	75	7,945	0.9%	0.9%	1.0%	0.8%
% of Patients satisfied with the dentistry they have received	11	11	100.0%	94.0%	94.4%	93.5%
% of Patients satisfied with the time they had to wait for an appointment	11	11	100.0%	89.8%	88.1%	87.4%

\* This is based on patients treated on this contract for their most recent course of treatment. Figures in italics indicate the base number of FP17s or Patient Questionnaire responses are less than 100. N/A is shown where the base number of responses is less than 10 during the period. % is calculated as Quantity/Base number\*100

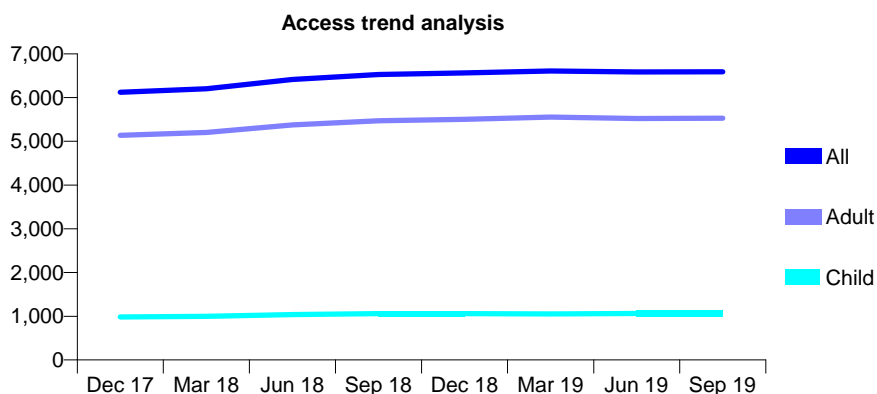
## Q50 - Vital Signs At a Glance Contract Report for 191361/0001 - September 2019

Name or company name	Hopkins & Poyner Dental Surgery
Contract type name	GDS Contract
Purpose of contract	General
Contract start date	01/12/2014
Contract end date	

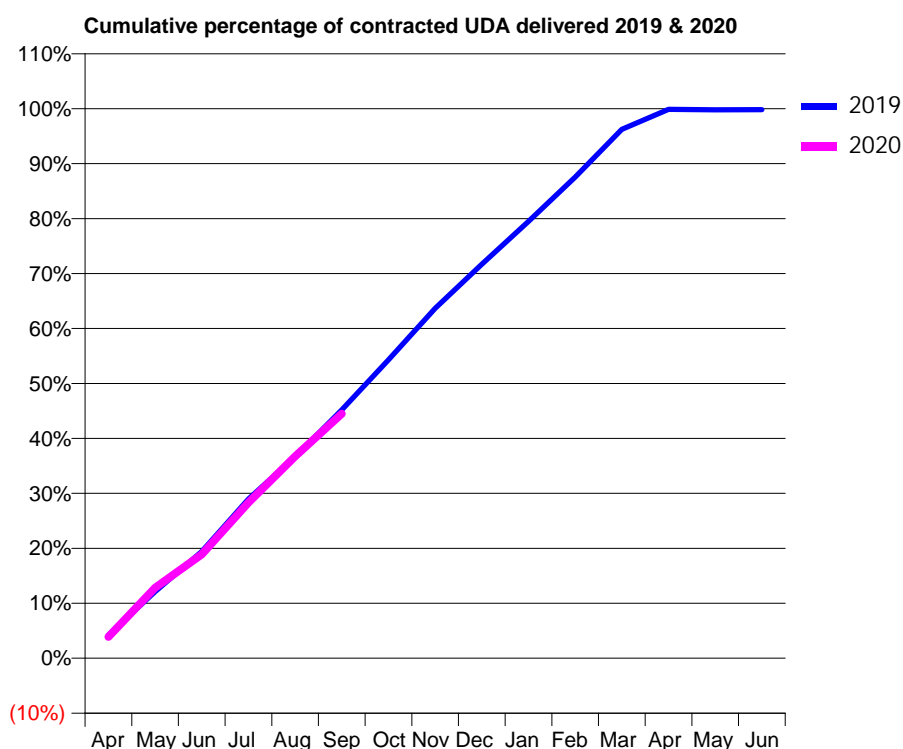
19/20 Contracted general activity (UDA)	16,835
Carry forward general activity (UDA)	28
19/20 Contracted orthodontic activity (UOA)	0
Carry forward orthodontic activity (UOA)	0
Baseline contract value	£506,989.45

### ACCESS\*

Patients seen in 24 months	Total	Change since previous quarter
Quarter ending September 2018	6,529	
Quarter ending December 2018	6,564	→
Quarter ending March 2019	6,609	→
Quarter ending June 2019	6,587	→
Quarter ending September 2019	6,591	→
<b>Variance since September 2018</b>	<b>0.9%</b>	<b>→</b>



### ACTIVITY



Month	2019	2020
April	707	655
May	2,039	2,160
June	3,271	3,180
July	4,878	4,768
August	6,175	6,183
September	7,610	7,491
October	9,140	
November	10,723	
December	12,066	
January	13,383	
February	14,741	
March	16,202	
April	16,813	
May	16,802	
June	16,807	

### QUALITY

	Quantity	Base Number	Contract	AT	Region	England
% of FP17s for the same patient ID Re-attending within 3 months - Children	29	798	3.6%	9.3%	12.1%	11.5%
% of FP17s for the same patient ID Re-attending within 3 months - Adults	523	4,021	13.0%	12.3%	15.6%	15.4%
% of FP17s for the same patient ID Re-attending between 3 & 9 months - Children	497	798	62.3%	64.4%	61.2%	59.7%
% of FP17s for the same patient ID Re-attending between 3 & 9 months - Adults	2,487	4,021	61.9%	55.8%	54.3%	51.7%
% of FP17s for Band 1 Urgent Courses	288	4,194	6.9%	7.8%	9.1%	9.2%
% of FP17s Relating to Free Repair or Replacements	58	4,194	1.4%	0.9%	0.9%	0.7%
% of FP17s Relating to Continuations	51	4,194	1.2%	0.9%	1.0%	0.8%
% of Patients satisfied with the dentistry they have received	4	4	N/A	94.0%	94.4%	93.5%
% of Patients satisfied with the time they had to wait for an appointment	4	4	N/A	89.8%	88.1%	87.4%

\* This is based on patients treated on this contract for their most recent course of treatment. Figures in italics indicate the base number of FP17s or Patient Questionnaire responses are less than 100. N/A is shown where the base number of responses is less than 10 during the period. % is calculated as Quantity/Base number\*100

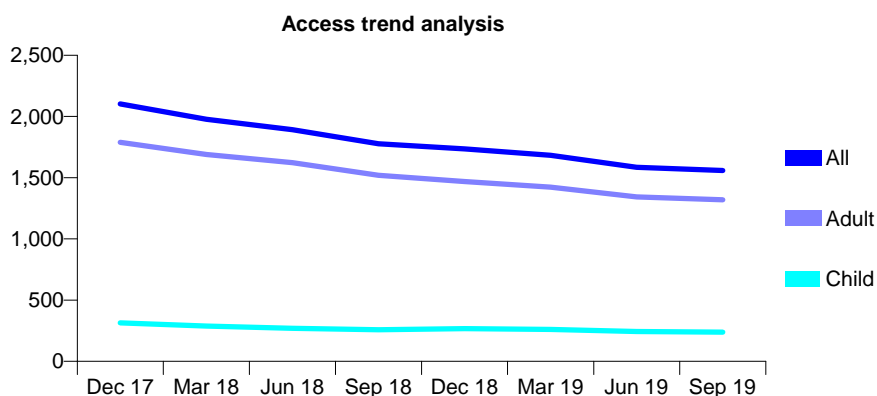
## Q50 - Vital Signs At a Glance Contract Report for 191833/0001 - September 2019

Name or company name	Aishwaryam Limited
Contract type name	GDS Contract
Purpose of contract	General
Contract start date	01/04/2012
Contract end date	

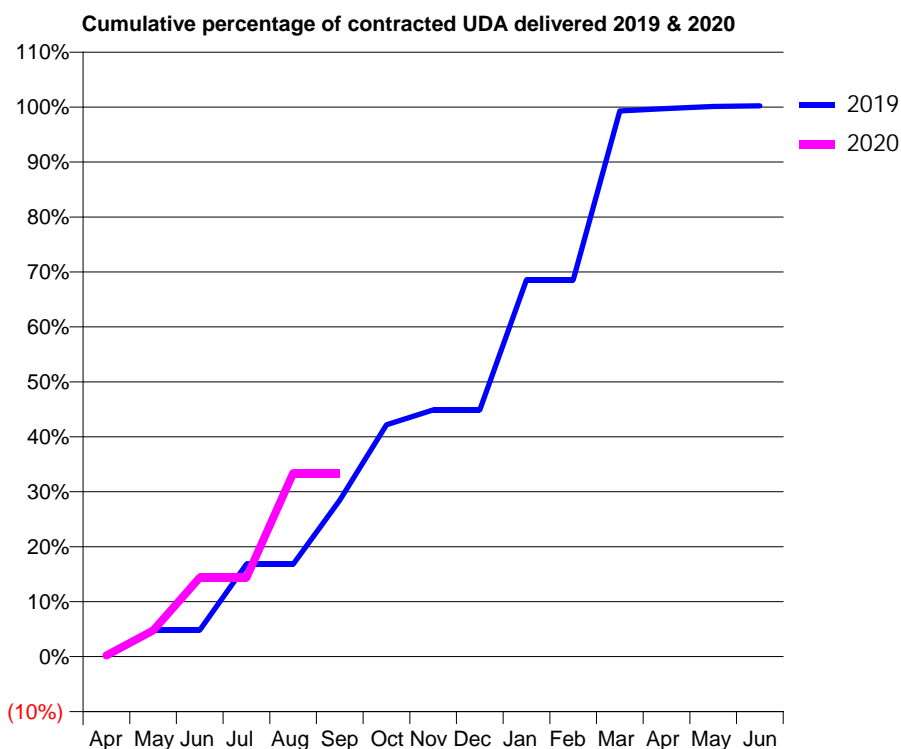
19/20 Contracted general activity (UDA)	8,265
Carry forward general activity (UDA)	-20
19/20 Contracted orthodontic activity (UOA)	0
Carry forward orthodontic activity (UOA)	0
Baseline contract value	£252,361.82

### ACCESS\*

Patients seen in 24 months	Total	Change since previous quarter
Quarter ending September 2018	1,777	
Quarter ending December 2018	1,736	↓
Quarter ending March 2019	1,684	↓
Quarter ending June 2019	1,586	↓
Quarter ending September 2019	1,558	↓
<b>Variance since September 2018</b>	<b>(12.3%)</b>	<b>↓</b>



### ACTIVITY



Month	Adjusted Scheduled Activity (UDA)	
	2019	2020
April	29	20
May	399	393
June	399	1,189
July	1,390	1,189
August	1,390	2,759
September	2,353	2,759
October	3,487	
November	3,712	
December	3,712	
January	5,667	
February	5,667	
March	8,206	
April	8,243	
May	8,275	
June	8,285	

### QUALITY

	Quantity	Base Number	Contract	AT	Region	England
% of FP17s for the same patient ID Re-attending within 3 months - Children	7	140	5.0%	9.3%	12.1%	11.5%
% of FP17s for the same patient ID Re-attending within 3 months - Adults	72	711	10.1%	12.3%	15.6%	15.4%
% of FP17s for the same patient ID Re-attending between 3 & 9 months - Children	97	140	69.3%	64.4%	61.2%	59.7%
% of FP17s for the same patient ID Re-attending between 3 & 9 months - Adults	521	711	73.3%	55.8%	54.3%	51.7%
% of FP17s for Band 1 Urgent Courses	58	801	7.2%	7.8%	9.1%	9.2%
% of FP17s Relating to Free Repair or Replacements	0	801	0.0%	0.9%	0.9%	0.7%
% of FP17s Relating to Continuations	8	801	1.0%	0.9%	1.0%	0.8%
% of Patients satisfied with the dentistry they have received	3	3	N/A	94.0%	94.4%	93.5%
% of Patients satisfied with the time they had to wait for an appointment	2	3	N/A	89.8%	88.1%	87.4%

\* This is based on patients treated on this contract for their most recent course of treatment. Figures in italics indicate the base number of FP17s or Patient Questionnaire responses are less than 100. N/A is shown where the base number of responses is less than 10 during the period. % is calculated as Quantity/Base number\*100

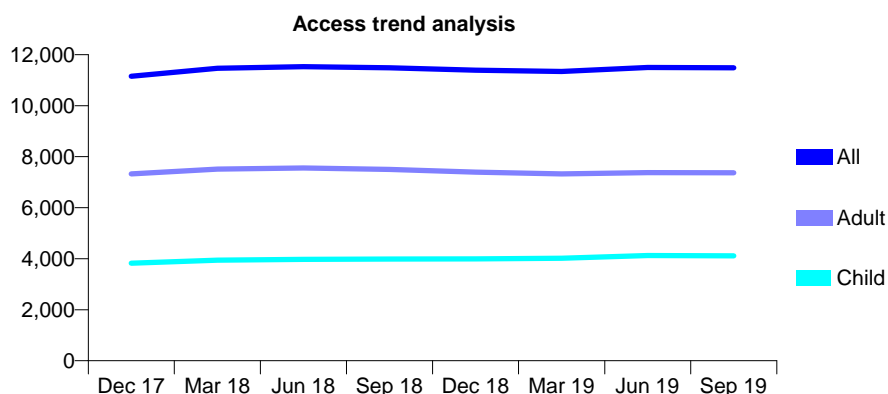
## Q50 - Vital Signs At a Glance Contract Report for 193445/0001 - September 2019

Name or company name	Genesis Dental Care
Contract type name	GDS Contract
Purpose of contract	General
Contract start date	17/08/2009
Contract end date	

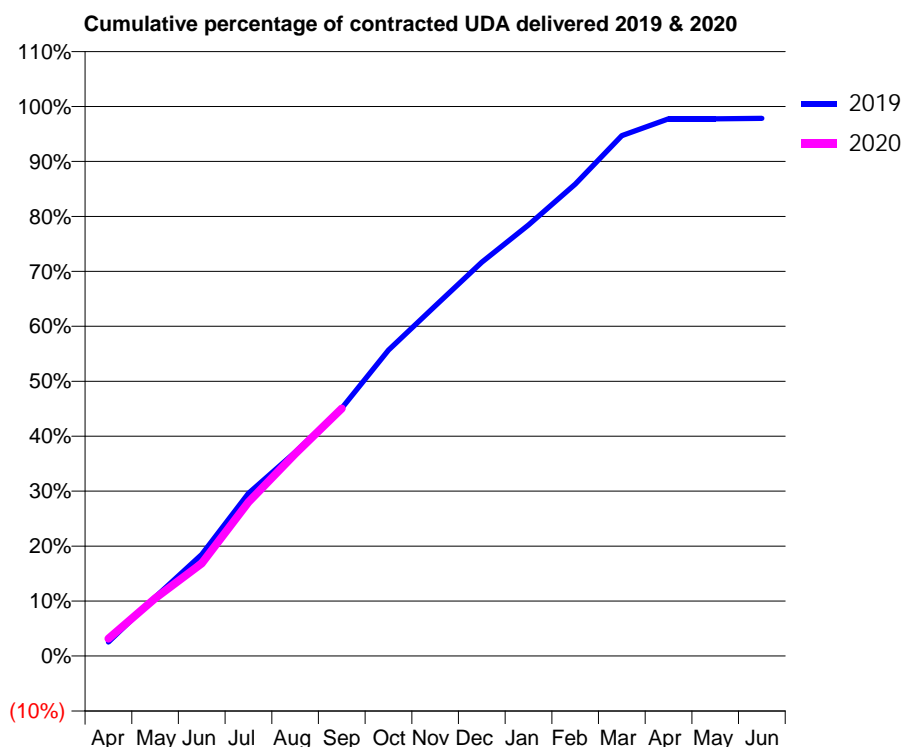
19/20 Contracted general activity (UDA)	29,200
Carry forward general activity (UDA)	636
19/20 Contracted orthodontic activity (UOA)	0
Carry forward orthodontic activity (UOA)	0
Baseline contract value	£794,172.08

### ACCESS\*

Patients seen in 24 months	Total	Change since previous quarter
Quarter ending September 2018	11,484	
Quarter ending December 2018	11,390	→
Quarter ending March 2019	11,342	→
Quarter ending June 2019	11,501	→
Quarter ending September 2019	11,484	→
<b>Variance since September 2018</b>	<b>0.0%</b>	<b>→</b>



### ACTIVITY



Month	Adjusted Scheduled Activity (UDA)	
	2019	2020
April	745	925
May	3,125	3,061
June	5,395	4,924
July	8,647	8,172
August	10,834	10,747
September	13,172	13,152
October	16,261	
November	18,604	
December	20,922	
January	22,907	
February	25,074	
March	27,651	
April	28,544	
May	28,549	
June	28,564	

### QUALITY

	Quantity	Base Number	Contract	AT	Region	England
% of FP17s for the same patient ID Re-attending within 3 months - Children	118	3,090	3.8%	9.3%	12.1%	11.5%
% of FP17s for the same patient ID Re-attending within 3 months - Adults	372	4,742	7.8%	12.3%	15.6%	15.4%
% of FP17s for the same patient ID Re-attending between 3 & 9 months - Children	2,032	3,090	65.8%	64.4%	61.2%	59.7%
% of FP17s for the same patient ID Re-attending between 3 & 9 months - Adults	2,911	4,742	61.4%	55.8%	54.3%	51.7%
% of FP17s for Band 1 Urgent Courses	501	7,349	6.8%	7.8%	9.1%	9.2%
% of FP17s Relating to Free Repair or Replacements	22	7,349	0.3%	0.9%	0.9%	0.7%
% of FP17s Relating to Continuations	11	7,349	0.1%	0.9%	1.0%	0.8%
% of Patients satisfied with the dentistry they have received	1	2	N/A	94.0%	94.4%	93.5%
% of Patients satisfied with the time they had to wait for an appointment	2	2	N/A	89.8%	88.1%	87.4%

\* This is based on patients treated on this contract for their most recent course of treatment. Figures in italics indicate the base number of FP17s or Patient Questionnaire responses are less than 100. N/A is shown where the base number of responses is less than 10 during the period. % is calculated as Quantity/Base number\*100



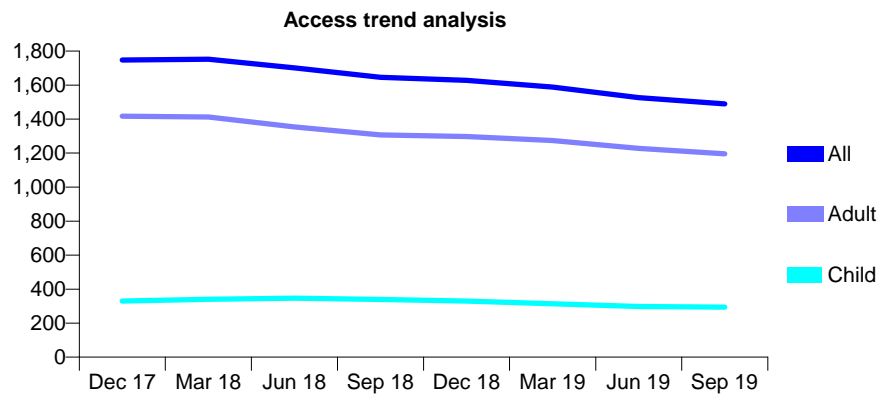
## Q50 - Vital Signs At a Glance Contract Report for 194794/0001 - September 2019

Name or company name	The Corner Dental Practice
Contract type name	GDS Contract
Purpose of contract	General
Contract start date	01/07/2012
Contract end date	

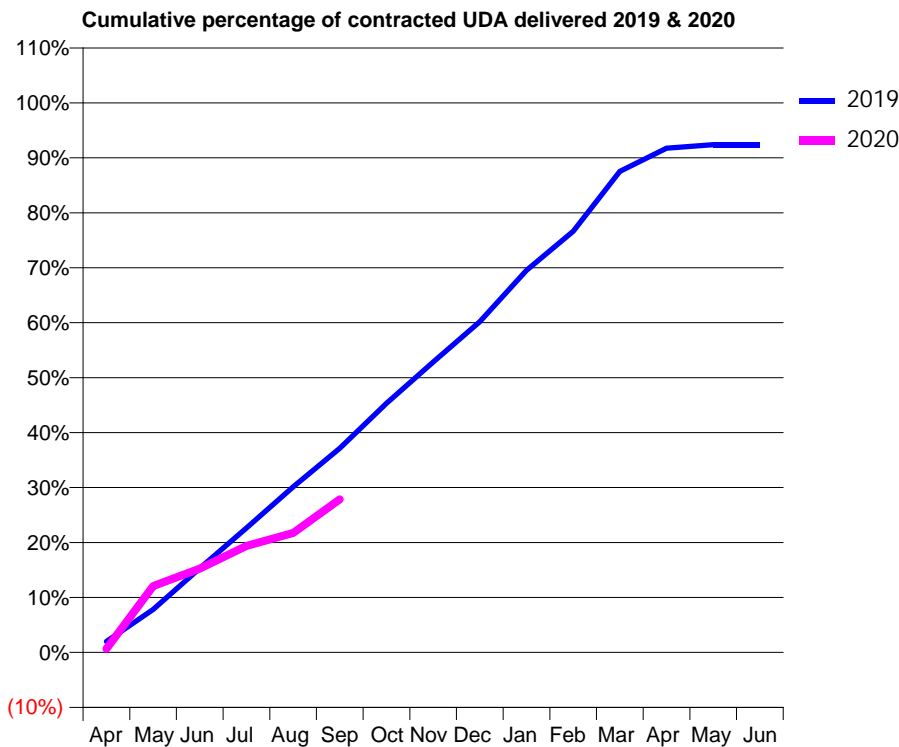
19/20 Contracted general activity (UDA)	5,500
Carry forward general activity (UDA)	0
19/20 Contracted orthodontic activity (UOA)	0
Carry forward orthodontic activity (UOA)	0
Baseline contract value	£161,511.58

### ACCESS\*

Patients seen in 24 months	Total	Change since previous quarter
Quarter ending September 2018	1,646	
Quarter ending December 2018	1,628	↓
Quarter ending March 2019	1,588	↓
Quarter ending June 2019	1,526	↓
Quarter ending September 2019	1,490	↓
<b>Variance since September 2018</b>	<b>(9.5%)</b>	<b>↓</b>



### ACTIVITY



Month	2019	2020
April	110	37
May	431	664
June	842	839
July	1,246	1,065
August	1,657	1,197
September	2,043	1,532
October	2,492	
November	2,906	
December	3,310	
January	3,824	
February	4,214	
March	4,814	
April	5,046	
May	5,082	
June	5,082	

### QUALITY

	Quantity	Base Number	Contract	AT	Region	England
% of FP17s for the same patient ID Re-attending within 3 months - Children	4	179	2.2%	9.3%	12.1%	11.5%
% of FP17s for the same patient ID Re-attending within 3 months - Adults	22	548	4.0%	12.3%	15.6%	15.4%
% of FP17s for the same patient ID Re-attending between 3 & 9 months - Children	133	179	74.3%	64.4%	61.2%	59.7%
% of FP17s for the same patient ID Re-attending between 3 & 9 months - Adults	332	548	60.6%	55.8%	54.3%	51.7%
% of FP17s for Band 1 Urgent Courses	13	617	2.1%	7.8%	9.1%	9.2%
% of FP17s Relating to Free Repair or Replacements	2	617	0.3%	0.9%	0.9%	0.7%
% of FP17s Relating to Continuations	1	617	0.2%	0.9%	1.0%	0.8%
% of Patients satisfied with the dentistry they have received	3	3	N/A	94.0%	94.4%	93.5%
% of Patients satisfied with the time they had to wait for an appointment	3	3	N/A	89.8%	88.1%	87.4%

\* This is based on patients treated on this contract for their most recent course of treatment. Figures in italics indicate the base number of FP17s or Patient Questionnaire responses are less than 100. N/A is shown where the base number of responses is less than 10 during the period. % is calculated as Quantity/Base number\*100

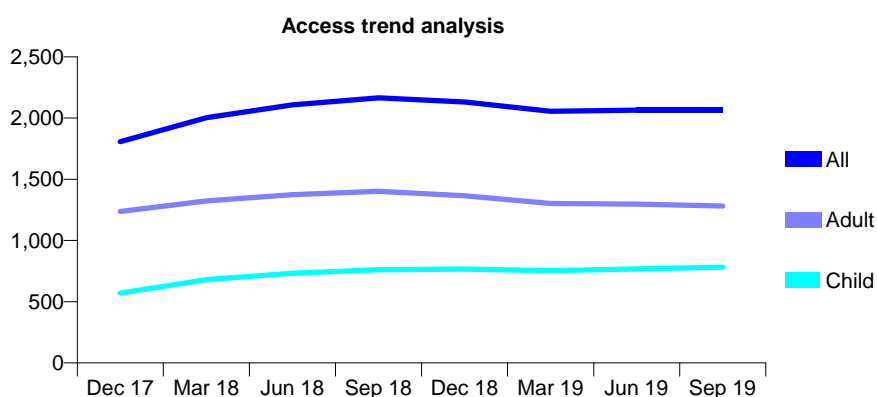
## Q50 - Vital Signs At a Glance Contract Report for 197432/0001 - September 2019

Name or company name	FINKLE HILL DENTAL CARE LTD
Contract type name	GDS Contract
Purpose of contract	General
Contract start date	01/05/2012
Contract end date	

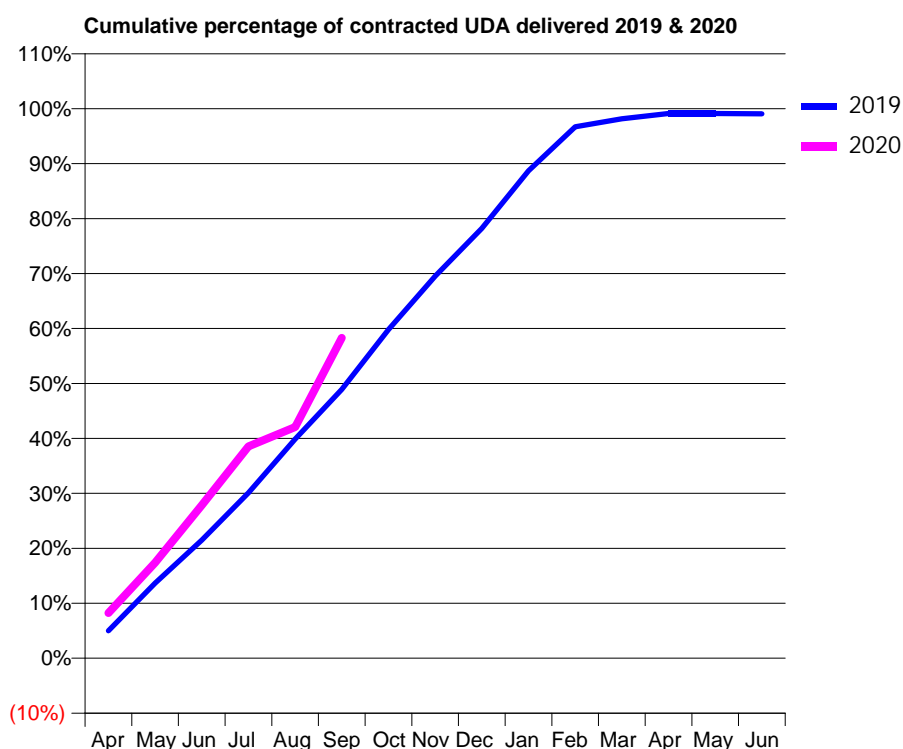
19/20 Contracted general activity (UDA)	4,000
Carry forward general activity (UDA)	38
19/20 Contracted orthodontic activity (UOA)	0
Carry forward orthodontic activity (UOA)	0
Baseline contract value	£123,927.60

### ACCESS\*

Patients seen in 24 months	Total	Change since previous quarter
Quarter ending September 2018	2,165	
Quarter ending December 2018	2,131	↓
Quarter ending March 2019	2,055	↓
Quarter ending June 2019	2,065	→
Quarter ending September 2019	2,065	→
<b>Variance since September 2018</b>	<b>(4.6%)</b>	<b>↓</b>



### ACTIVITY



Month	2019	2020
April	200	330
May	547	697
June	860	1,113
July	1,204	1,542
August	1,595	1,682
September	1,956	2,331
October	2,392	
November	2,781	
December	3,128	
January	3,547	
February	3,868	
March	3,926	
April	3,965	
May	3,965	
June	3,962	

### QUALITY

	Quantity	Base Number	Contract	AT	Region	England
% of FP17s for the same patient ID Re-attending within 3 months - Children	33	623	5.3%	9.3%	12.1%	11.5%
% of FP17s for the same patient ID Re-attending within 3 months - Adults	65	931	7.0%	12.3%	15.6%	15.4%
% of FP17s for the same patient ID Re-attending between 3 & 9 months - Children	380	623	61.0%	64.4%	61.2%	59.7%
% of FP17s for the same patient ID Re-attending between 3 & 9 months - Adults	620	931	66.6%	55.8%	54.3%	51.7%
% of FP17s for Band 1 Urgent Courses	32	1,522	2.1%	7.8%	9.1%	9.2%
% of FP17s Relating to Free Repair or Replacements	8	1,522	0.5%	0.9%	0.9%	0.7%
% of FP17s Relating to Continuations	0	1,522	0.0%	0.9%	1.0%	0.8%
% of Patients satisfied with the dentistry they have received	0	0	N/A	94.0%	94.4%	93.5%
% of Patients satisfied with the time they had to wait for an appointment	0	0	N/A	89.8%	88.1%	87.4%

\* This is based on patients treated on this contract for their most recent course of treatment.

Figures in italics indicate the base number of FP17s or Patient Questionnaire responses are less than 100. N/A is shown where the base number of responses is less than 10 during the period. % is calculated as Quantity/Base number\*100

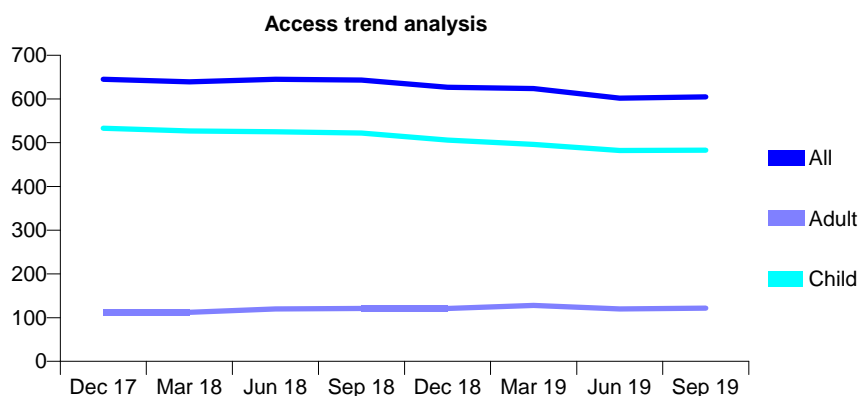
## Q50 - Vital Signs At a Glance Contract Report for 197580/0001 - September 2019

Name or company name	CLOCK TOWER DENTAL CARE LTD.
Contract type name	GDS Contract
Purpose of contract	General and Orthodontic
Contract start date	01/12/2012
Contract end date	

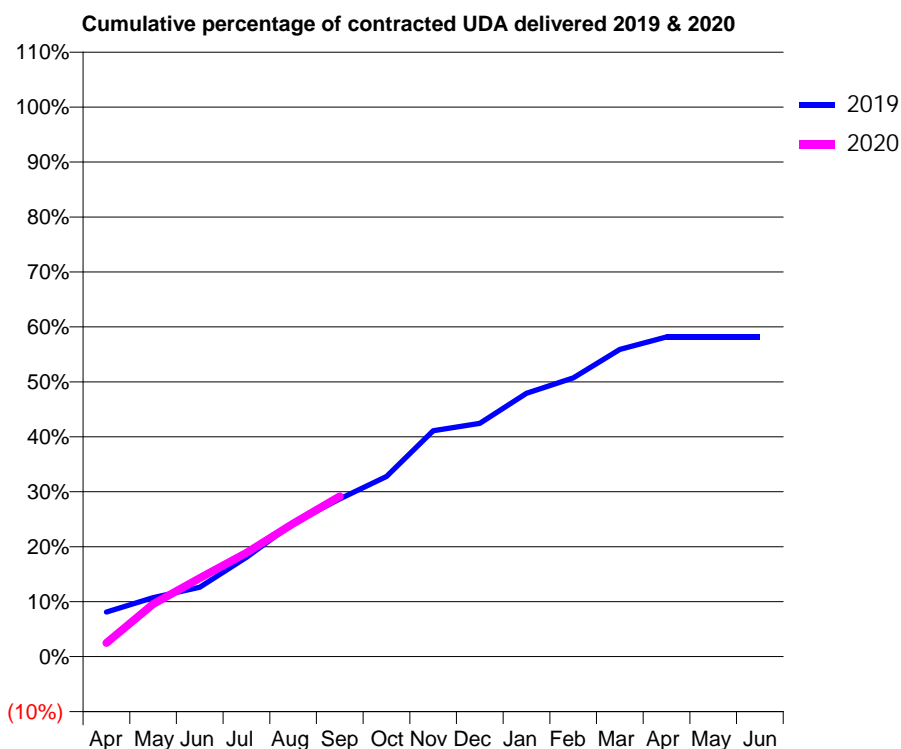
19/20 Contracted general activity (UDA)	2,000
Carry forward general activity (UDA)	0
19/20 Contracted orthodontic activity (UOA)	398
Carry forward orthodontic activity (UOA)	-8
Baseline contract value	£93,305.81

### ACCESS\*

Patients seen in 24 months	Total	Change since previous quarter
Quarter ending September 2018	643	
Quarter ending December 2018	627	↓
Quarter ending March 2019	624	→
Quarter ending June 2019	602	↓
Quarter ending September 2019	605	→
<b>Variance since September 2018</b>	<b>(5.9%)</b>	<b>↓</b>



### ACTIVITY



Month	Adjusted Scheduled Activity (UDA)	
	2019	2020
April	162	50
May	215	191
June	253	285
July	361	378
August	486	484
September	574	583
October	656	
November	822	
December	849	
January	958	
February	1,015	
March	1,118	
April	1,163	
May	1,163	
June	1,163	

### QUALITY

	Quantity	Base Number	Contract	AT	Region	England
% of FP17s for the same patient ID Re-attending within 3 months - Children	47	485	9.7%	9.3%	12.1%	11.5%
% of FP17s for the same patient ID Re-attending within 3 months - Adults	8	40	20.0%	12.3%	15.6%	15.4%
% of FP17s for the same patient ID Re-attending between 3 & 9 months - Children	350	485	72.2%	64.4%	61.2%	59.7%
% of FP17s for the same patient ID Re-attending between 3 & 9 months - Adults	27	40	67.5%	55.8%	54.3%	51.7%
% of FP17s for Band 1 Urgent Courses	16	445	3.6%	7.8%	9.1%	9.2%
% of FP17s Relating to Free Repair or Replacements	0	445	0.0%	0.9%	0.9%	0.7%
% of FP17s Relating to Continuations	0	445	0.0%	0.9%	1.0%	0.8%
% of Patients satisfied with the dentistry they have received	0	0	N/A	94.0%	94.4%	93.5%
% of Patients satisfied with the time they had to wait for an appointment	0	0	N/A	89.8%	88.1%	87.4%

\* This is based on patients treated on this contract for their most recent course of treatment. Figures in italics indicate the base number of FP17s or Patient Questionnaire responses are less than 100. N/A is shown where the base number of responses is less than 10 during the period. % is calculated as Quantity/Base number\*100

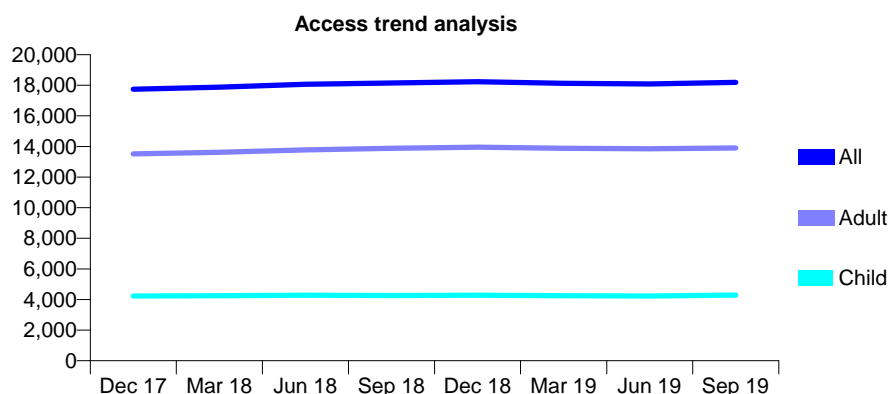
## Q50 - Vital Signs At a Glance Contract Report for 213683/0001 - September 2019

Name or company name	MRS C BOLLAND
Contract type name	GDS Contract
Purpose of contract	General
Contract start date	01/04/2006
Contract end date	

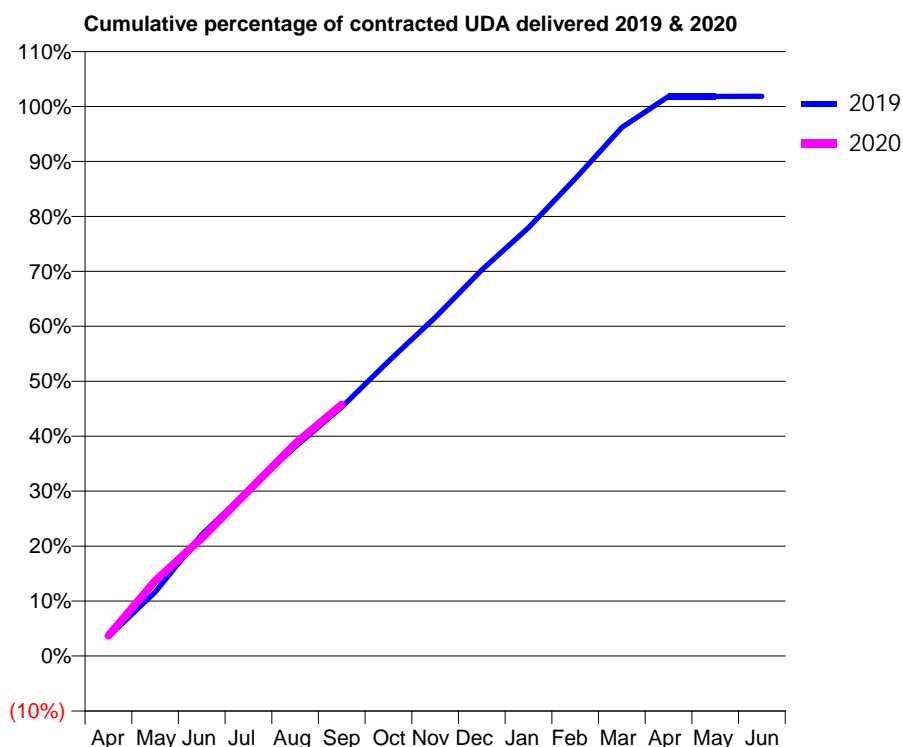
19/20 Contracted general activity (UDA)	43,039
Carry forward general activity (UDA)	-797
19/20 Contracted orthodontic activity (UOA)	0
Carry forward orthodontic activity (UOA)	0
Baseline contract value	£1,100,805.34

### ACCESS\*

Patients seen in 24 months	Total	Change since previous quarter
Quarter ending September 2018	18,151	
Quarter ending December 2018	18,234	→
Quarter ending March 2019	18,129	→
Quarter ending June 2019	18,089	→
Quarter ending September 2019	18,191	→
<b>Variance since September 2018</b>	<b>0.2%</b>	<b>→</b>



### ACTIVITY



Month	Adjusted Scheduled Activity (UDA)	
	2019	2020
April	1,519	1,604
May	5,008	5,884
June	9,507	9,223
July	13,008	12,943
August	16,389	16,623
September	19,489	19,699
October	23,083	
November	26,509	
December	30,243	
January	33,556	
February	37,381	
March	41,392	
April	43,816	
May	43,824	
June	43,836	

### QUALITY

	Quantity	Base Number	Contract	AT	Region	England
% of FP17s for the same patient ID Re-attending within 3 months - Children	159	3,366	4.7%	9.3%	12.1%	11.5%
% of FP17s for the same patient ID Re-attending within 3 months - Adults	1,146	10,435	11.0%	12.3%	15.6%	15.4%
% of FP17s for the same patient ID Re-attending between 3 & 9 months - Children	2,371	3,366	70.4%	64.4%	61.2%	59.7%
% of FP17s for the same patient ID Re-attending between 3 & 9 months - Adults	6,732	10,435	64.5%	55.8%	54.3%	51.7%
% of FP17s for Band 1 Urgent Courses	1,009	12,279	8.2%	7.8%	9.1%	9.2%
% of FP17s Relating to Free Repair or Replacements	99	12,279	0.8%	0.9%	0.9%	0.7%
% of FP17s Relating to Continuations	93	12,279	0.8%	0.9%	1.0%	0.8%
% of Patients satisfied with the dentistry they have received	6	6	N/A	94.0%	94.4%	93.5%
% of Patients satisfied with the time they had to wait for an appointment	6	6	N/A	89.8%	88.1%	87.4%

\* This is based on patients treated on this contract for their most recent course of treatment. Figures in italics indicate the base number of FP17s or Patient Questionnaire responses are less than 100. N/A is shown where the base number of responses is less than 10 during the period. % is calculated as Quantity/Base number\*100

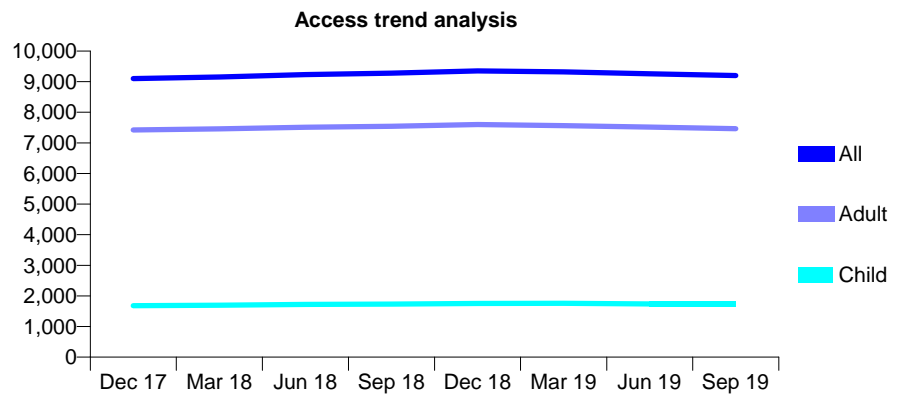
## Q50 - Vital Signs At a Glance Contract Report for 219789/0001 - September 2019

Name or company name	MR JD WHITE
Contract type name	GDS Contract
Purpose of contract	General
Contract start date	01/04/2006
Contract end date	

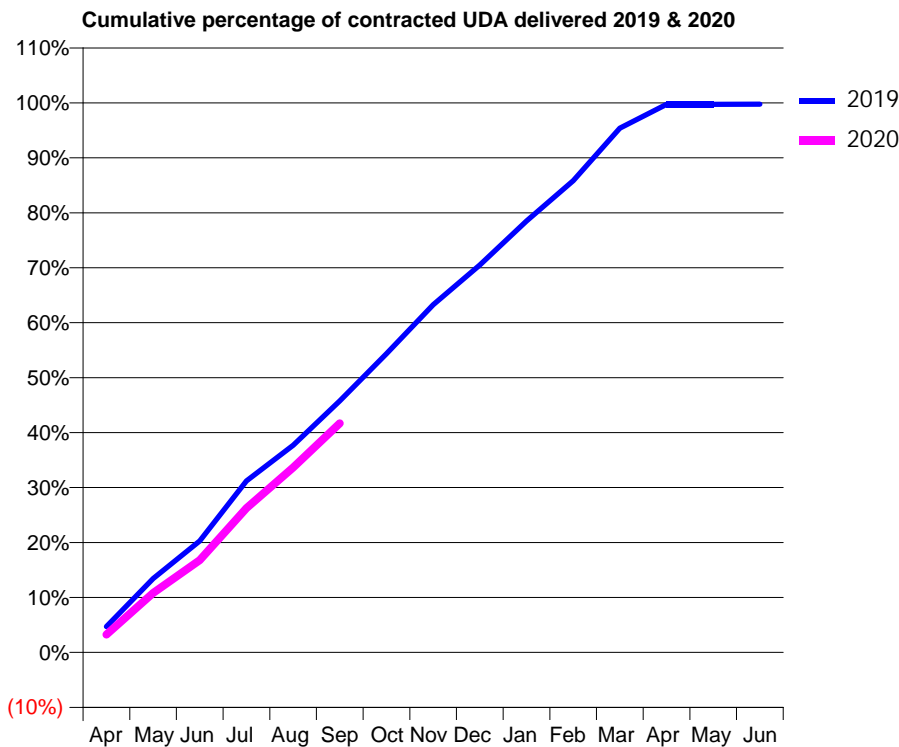
19/20 Contracted general activity (UDA)	25,582
Carry forward general activity (UDA)	66
19/20 Contracted orthodontic activity (UOA)	0
Carry forward orthodontic activity (UOA)	0
Baseline contract value	£765,292.11

### ACCESS\*

Patients seen in 24 months	Total	Change since previous quarter
Quarter ending September 2018	9,277	
Quarter ending December 2018	9,354	→
Quarter ending March 2019	9,319	→
Quarter ending June 2019	9,257	→
Quarter ending September 2019	9,201	→
<b>Variance since September 2018</b>	<b>(0.8%)</b>	→



### ACTIVITY



Month	2019	2020
April	1,207	838
May	3,437	2,767
June	5,193	4,291
July	7,985	6,714
August	9,643	8,606
September	11,705	10,661
October	13,906	
November	16,187	
December	18,031	
January	20,077	
February	21,958	
March	24,398	
April	25,512	
May	25,514	
June	25,516	

### QUALITY

	Quantity	Base Number	Contract	AT	Region	England
% of FP17s for the same patient ID Re-attending within 3 months - Children	102	1,437	7.1%	9.3%	12.1%	11.5%
% of FP17s for the same patient ID Re-attending within 3 months - Adults	583	5,578	10.5%	12.3%	15.6%	15.4%
% of FP17s for the same patient ID Re-attending between 3 & 9 months - Children	1,079	1,437	75.1%	64.4%	61.2%	59.7%
% of FP17s for the same patient ID Re-attending between 3 & 9 months - Adults	3,574	5,578	64.1%	55.8%	54.3%	51.7%
% of FP17s for Band 1 Urgent Courses	396	6,475	6.1%	7.8%	9.1%	9.2%
% of FP17s Relating to Free Repair or Replacements	61	6,475	0.9%	0.9%	0.9%	0.7%
% of FP17s Relating to Continuations	40	6,475	0.6%	0.9%	1.0%	0.8%
% of Patients satisfied with the dentistry they have received	5	6	N/A	94.0%	94.4%	93.5%
% of Patients satisfied with the time they had to wait for an appointment	5	6	N/A	89.8%	88.1%	87.4%

\* This is based on patients treated on this contract for their most recent course of treatment. Figures in italics indicate the base number of FP17s or Patient Questionnaire responses are less than 100. N/A is shown where the base number of responses is less than 10 during the period. % is calculated as Quantity/Base number\*100

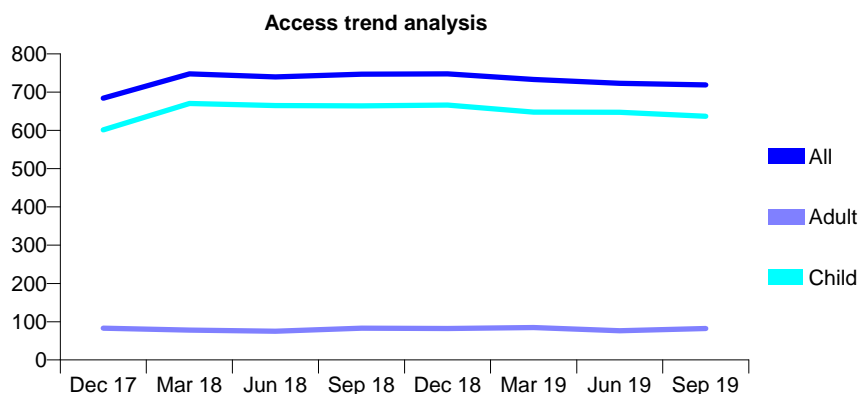
## Q50 - Vital Signs At a Glance Contract Report for 239534/0001 - September 2019

Name or company name	MR JE MARTIN
Contract type name	GDS Contract
Purpose of contract	General
Contract start date	01/04/2006
Contract end date	

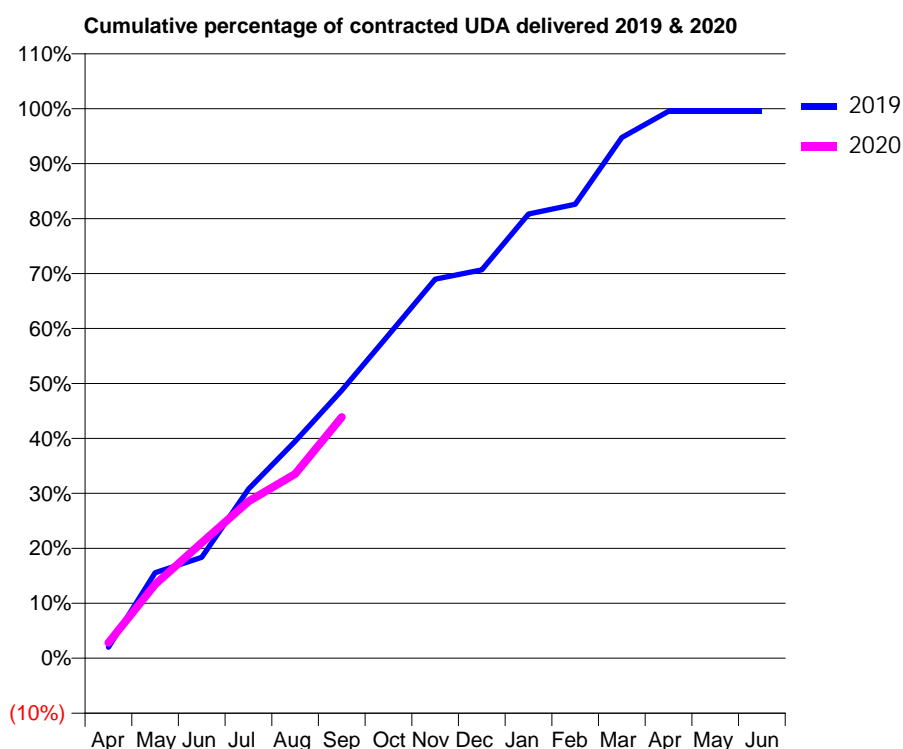
19/20 Contracted general activity (UDA)	1,442
Carry forward general activity (UDA)	7
19/20 Contracted orthodontic activity (UOA)	0
Carry forward orthodontic activity (UOA)	0
Baseline contract value	£52,046.55

### ACCESS\*

Patients seen in 24 months	Total	Change since previous quarter
Quarter ending September 2018	747	
Quarter ending December 2018	748	→
Quarter ending March 2019	733	↓
Quarter ending June 2019	723	↓
Quarter ending September 2019	719	→
<b>Variance since September 2018</b>	<b>(3.7%)</b>	<b>↓</b>



### ACTIVITY



Month	2019	2020
April	29	40
May	224	194
June	265	303
July	444	411
August	569	484
September	703	633
October	848	
November	995	
December	1,019	
January	1,165	
February	1,191	
March	1,366	
April	1,435	
May	1,435	
June	1,435	

### QUALITY

	Quantity	Base Number	Contract	AT	Region	England
% of FP17s for the same patient ID Re-attending within 3 months - Children	33	561	5.9%	9.3%	12.1%	11.5%
% of FP17s for the same patient ID Re-attending within 3 months - Adults	0	18	0.0%	12.3%	15.6%	15.4%
% of FP17s for the same patient ID Re-attending between 3 & 9 months - Children	414	561	73.8%	64.4%	61.2%	59.7%
% of FP17s for the same patient ID Re-attending between 3 & 9 months - Adults	11	18	61.1%	55.8%	54.3%	51.7%
% of FP17s for Band 1 Urgent Courses	10	515	1.9%	7.8%	9.1%	9.2%
% of FP17s Relating to Free Repair or Replacements	0	515	0.0%	0.9%	0.9%	0.7%
% of FP17s Relating to Continuations	0	515	0.0%	0.9%	1.0%	0.8%
% of Patients satisfied with the dentistry they have received	0	0	N/A	94.0%	94.4%	93.5%
% of Patients satisfied with the time they had to wait for an appointment	0	0	N/A	89.8%	88.1%	87.4%

\* This is based on patients treated on this contract for their most recent course of treatment.

Figures in italics indicate the base number of FP17s or Patient Questionnaire responses are less than 100. N/A is shown where the base number of responses is less than 10 during the period. % is calculated as Quantity/Base number\*100

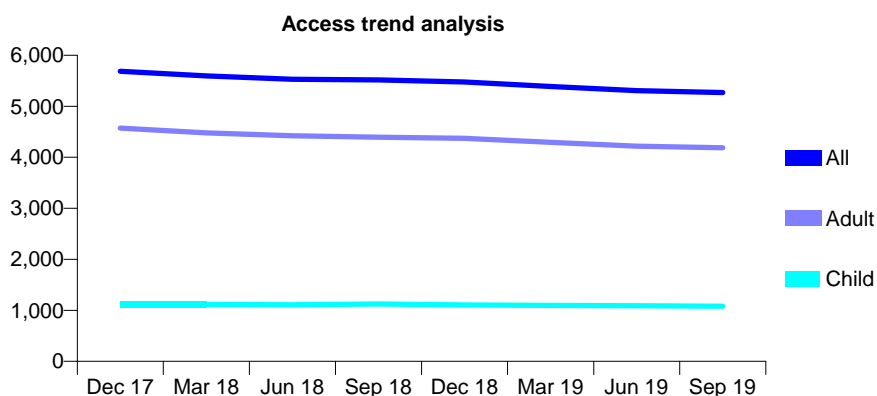
## Q50 - Vital Signs At a Glance Contract Report for 243892/0002 - September 2019

Name or company name	MR JA MCCOURT
Contract type name	GDS Contract
Purpose of contract	General
Contract start date	01/04/2006
Contract end date	

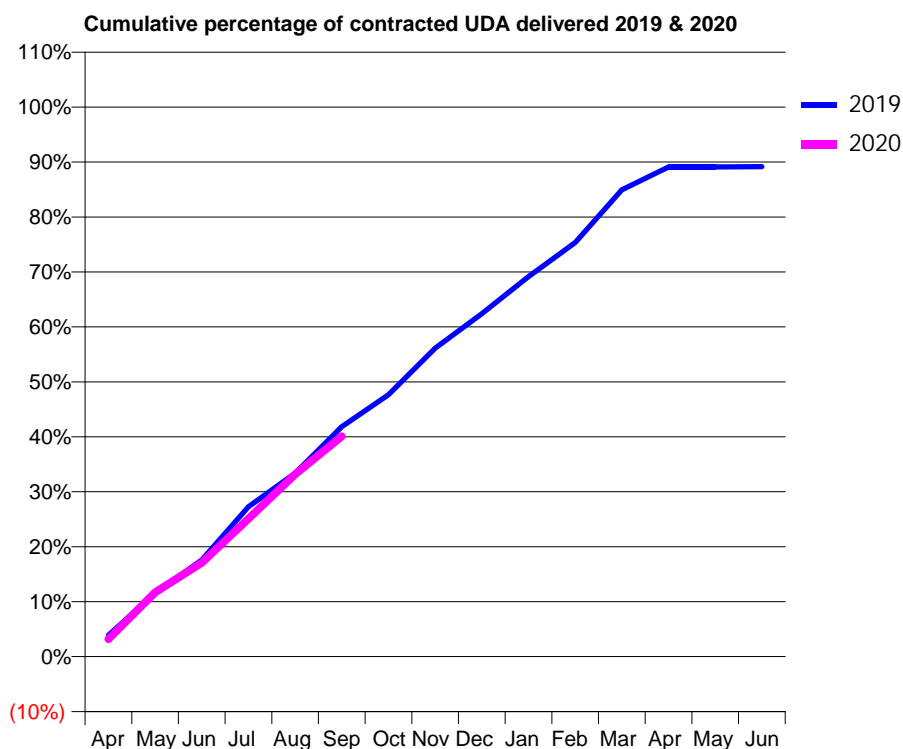
19/20 Contracted general activity (UDA)	18,750
Carry forward general activity (UDA)	0
19/20 Contracted orthodontic activity (UOA)	0
Carry forward orthodontic activity (UOA)	0
Baseline contract value	£559,812.59

### ACCESS\*

Patients seen in 24 months	Total	Change since previous quarter
Quarter ending September 2018	5,518	
Quarter ending December 2018	5,476	→
Quarter ending March 2019	5,390	↓
Quarter ending June 2019	5,305	↓
Quarter ending September 2019	5,268	→
<b>Variance since September 2018</b>	<b>(4.5%)</b>	<b>↓</b>



### ACTIVITY



Month	Adjusted Scheduled Activity (UDA)	
	2019	2020
April	732	597
May	2,172	2,191
June	3,297	3,202
July	5,115	4,709
August	6,263	6,221
September	7,845	7,521
October	8,932	
November	10,525	
December	11,703	
January	12,966	
February	14,132	
March	15,925	
April	16,706	
May	16,707	
June	16,719	

### QUALITY

	Quantity	Base Number	Contract	AT	Region	England
% of FP17s for the same patient ID Re-attending within 3 months - Children	55	955	5.8%	9.3%	12.1%	11.5%
% of FP17s for the same patient ID Re-attending within 3 months - Adults	278	3,325	8.4%	12.3%	15.6%	15.4%
% of FP17s for the same patient ID Re-attending between 3 & 9 months - Children	717	955	75.1%	64.4%	61.2%	59.7%
% of FP17s for the same patient ID Re-attending between 3 & 9 months - Adults	2,430	3,325	73.1%	55.8%	54.3%	51.7%
% of FP17s for Band 1 Urgent Courses	83	3,916	2.1%	7.8%	9.1%	9.2%
% of FP17s Relating to Free Repair or Replacements	29	3,916	0.7%	0.9%	0.9%	0.7%
% of FP17s Relating to Continuations	47	3,916	1.2%	0.9%	1.0%	0.8%
% of Patients satisfied with the dentistry they have received	3	5	N/A	94.0%	94.4%	93.5%
% of Patients satisfied with the time they had to wait for an appointment	4	5	N/A	89.8%	88.1%	87.4%

\* This is based on patients treated on this contract for their most recent course of treatment. Figures in italics indicate the base number of FP17s or Patient Questionnaire responses are less than 100. N/A is shown where the base number of responses is less than 10 during the period. % is calculated as Quantity/Base number\*100

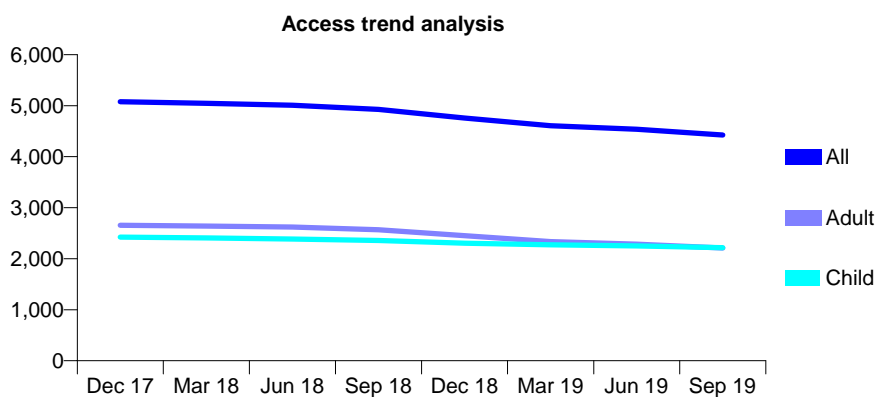
## Q50 - Vital Signs At a Glance Contract Report for 278564/0001 - September 2019

Name or company name	MR K LEESON
Contract type name	GDS Contract
Purpose of contract	General
Contract start date	14/01/2008
Contract end date	

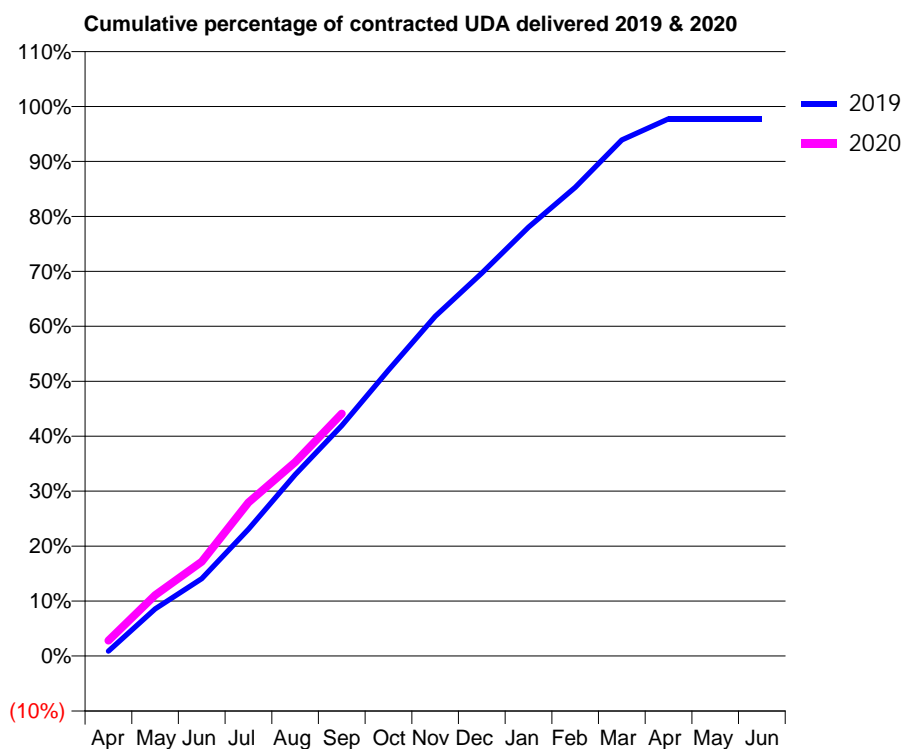
19/20 Contracted general activity (UDA)	9,708
Carry forward general activity (UDA)	217
19/20 Contracted orthodontic activity (UOA)	0
Carry forward orthodontic activity (UOA)	0
Baseline contract value	£298,101.65

### ACCESS\*

Patients seen in 24 months	Total	Change since previous quarter
Quarter ending September 2018	4,927	
Quarter ending December 2018	4,757	↓
Quarter ending March 2019	4,607	↓
Quarter ending June 2019	4,536	↓
Quarter ending September 2019	4,426	↓
<b>Variance since September 2018</b>	<b>(10.2%)</b>	<b>↓</b>



### ACTIVITY



Month	Adjusted Scheduled Activity (UDA)	
	2019	2020
April	85	271
May	833	1,075
June	1,368	1,666
July	2,242	2,713
August	3,204	3,427
September	4,070	4,281
October	5,052	
November	6,001	
December	6,766	
January	7,576	
February	8,280	
March	9,117	
April	9,491	
May	9,491	
June	9,491	

### QUALITY

	Quantity	Base Number	Contract	AT	Region	England
% of FP17s for the same patient ID Re-attending within 3 months - Children	176	2,090	8.4%	9.3%	12.1%	11.5%
% of FP17s for the same patient ID Re-attending within 3 months - Adults	164	1,228	13.4%	12.3%	15.6%	15.4%
% of FP17s for the same patient ID Re-attending between 3 & 9 months - Children	1,582	2,090	75.7%	64.4%	61.2%	59.7%
% of FP17s for the same patient ID Re-attending between 3 & 9 months - Adults	872	1,228	71.0%	55.8%	54.3%	51.7%
% of FP17s for Band 1 Urgent Courses	131	3,076	4.3%	7.8%	9.1%	9.2%
% of FP17s Relating to Free Repair or Replacements	10	3,076	0.3%	0.9%	0.9%	0.7%
% of FP17s Relating to Continuations	29	3,076	0.9%	0.9%	1.0%	0.8%
% of Patients satisfied with the dentistry they have received	2	2	N/A	94.0%	94.4%	93.5%
% of Patients satisfied with the time they had to wait for an appointment	1	2	N/A	89.8%	88.1%	87.4%

\* This is based on patients treated on this contract for their most recent course of treatment. Figures in italics indicate the base number of FP17s or Patient Questionnaire responses are less than 100. N/A is shown where the base number of responses is less than 10 during the period. % is calculated as Quantity/Base number\*100



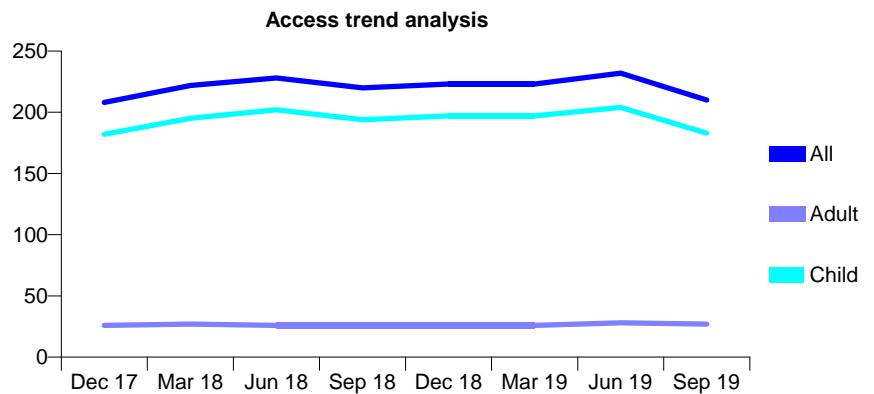
## Q50 - Vital Signs At a Glance Contract Report for 309850/0001 - September 2019

Name or company name	MR JJ SCARLETT
Contract type name	GDS Contract
Purpose of contract	General
Contract start date	01/04/2006
Contract end date	

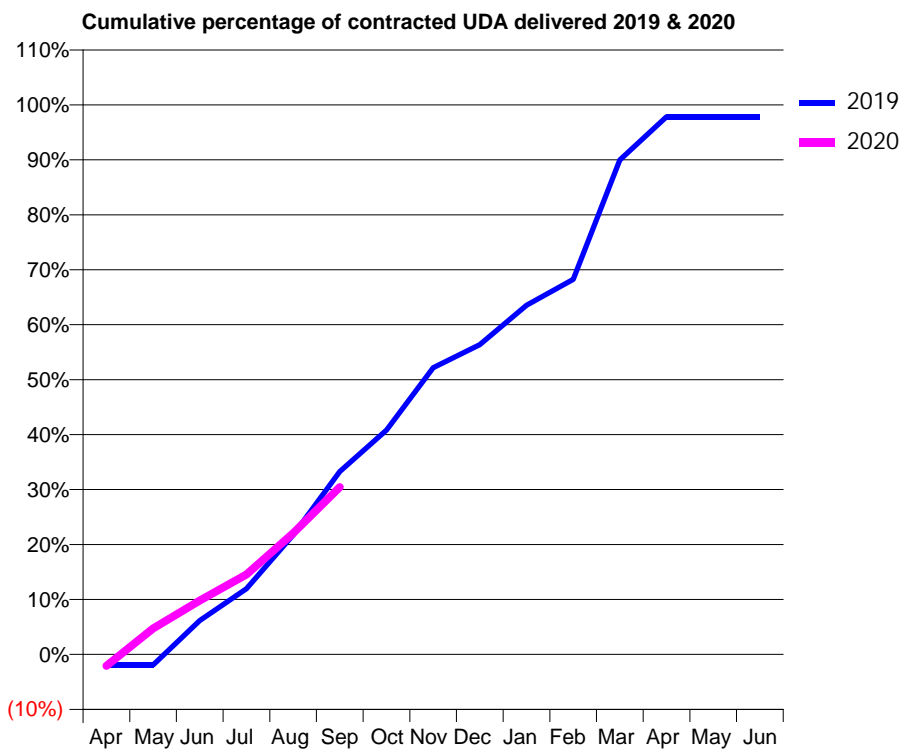
19/20 Contracted general activity (UDA)	572
Carry forward general activity (UDA)	12
19/20 Contracted orthodontic activity (UOA)	0
Carry forward orthodontic activity (UOA)	0
Baseline contract value	£13,641.95

### ACCESS\*

Patients seen in 24 months	Total	Change since previous quarter
Quarter ending September 2018	220	
Quarter ending December 2018	223	→
Quarter ending March 2019	223	→
Quarter ending June 2019	232	↑
Quarter ending September 2019	210	↓
<b>Variance since September 2018</b>	<b>(4.5%)</b>	<b>↓</b>



### ACTIVITY



Month	2019	2020
April	-11	-12
May	-11	27
June	35	56
July	68	83
August	124	126
September	190	174
October	233	
November	298	
December	322	
January	363	
February	390	
March	515	
April	560	
May	560	
June	560	

### QUALITY

	Quantity	Base Number	Contract	AT	Region	England
% of FP17s for the same patient ID Re-attending within 3 months - Children	11	140	7.9%	9.3%	12.1%	11.5%
% of FP17s for the same patient ID Re-attending within 3 months - Adults	0	11	0.0%	12.3%	15.6%	15.4%
% of FP17s for the same patient ID Re-attending between 3 & 9 months - Children	96	140	68.6%	64.4%	61.2%	59.7%
% of FP17s for the same patient ID Re-attending between 3 & 9 months - Adults	11	11	100.0%	55.8%	54.3%	51.7%
% of FP17s for Band 1 Urgent Courses	0	121	0.0%	7.8%	9.1%	9.2%
% of FP17s Relating to Free Repair or Replacements	0	121	0.0%	0.9%	0.9%	0.7%
% of FP17s Relating to Continuations	0	121	0.0%	0.9%	1.0%	0.8%
% of Patients satisfied with the dentistry they have received	0	0	N/A	94.0%	94.4%	93.5%
% of Patients satisfied with the time they had to wait for an appointment	0	0	N/A	89.8%	88.1%	87.4%

\* This is based on patients treated on this contract for their most recent course of treatment. Figures in italics indicate the base number of FP17s or Patient Questionnaire responses are less than 100. N/A is shown where the base number of responses is less than 10 during the period. % is calculated as Quantity/Base number\*100

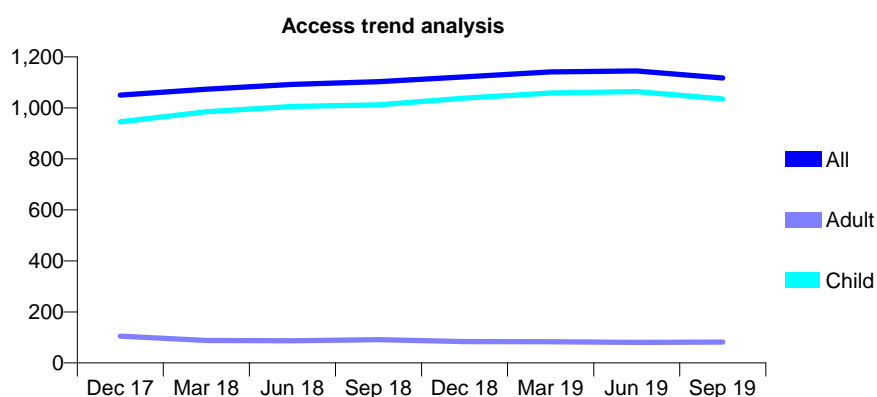
## Q50 - Vital Signs At a Glance Contract Report for 321524/0001 - September 2019

Name or company name	MR ML LUND
Contract type name	GDS Contract
Purpose of contract	General
Contract start date	01/04/2006
Contract end date	

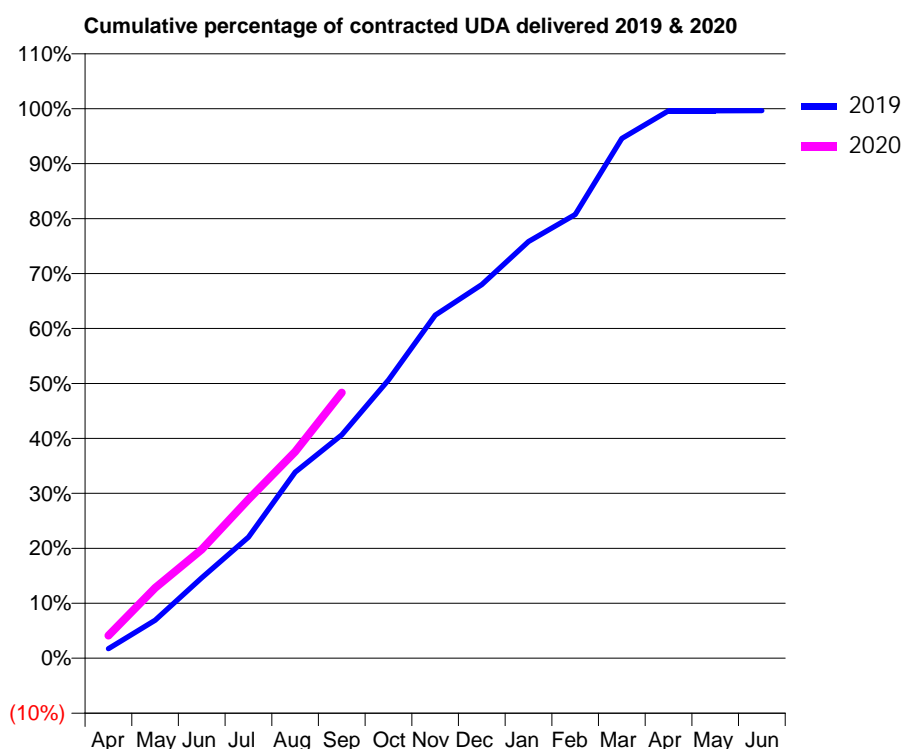
19/20 Contracted general activity (UDA)	2,362
Carry forward general activity (UDA)	9
19/20 Contracted orthodontic activity (UOA)	0
Carry forward orthodontic activity (UOA)	0
Baseline contract value	£74,384.91

### ACCESS\*

Patients seen in 24 months	Total	Change since previous quarter
Quarter ending September 2018	1,103	
Quarter ending December 2018	1,122	→
Quarter ending March 2019	1,141	→
Quarter ending June 2019	1,145	→
Quarter ending September 2019	1,117	↓
<b>Variance since September 2018</b>	<b>1.3%</b>	<b>→</b>



### ACTIVITY



Month	2019	2020
April	41	98
May	164	302
June	346	467
July	521	683
August	800	888
September	960	1,141
October	1,196	
November	1,475	
December	1,606	
January	1,791	
February	1,907	
March	2,234	
April	2,352	
May	2,352	
June	2,353	

### QUALITY

	Quantity	Base Number	Contract	AT	Region	England
% of FP17s for the same patient ID Re-attending within 3 months - Children	64	953	6.7%	9.3%	12.1%	11.5%
% of FP17s for the same patient ID Re-attending within 3 months - Adults	0	0	N/A	12.3%	15.6%	15.4%
% of FP17s for the same patient ID Re-attending between 3 & 9 months - Children	726	953	76.2%	64.4%	61.2%	59.7%
% of FP17s for the same patient ID Re-attending between 3 & 9 months - Adults	0	0	N/A	55.8%	54.3%	51.7%
% of FP17s for Band 1 Urgent Courses	17	871	2.0%	7.8%	9.1%	9.2%
% of FP17s Relating to Free Repair or Replacements	0	871	0.0%	0.9%	0.9%	0.7%
% of FP17s Relating to Continuations	0	871	0.0%	0.9%	1.0%	0.8%
% of Patients satisfied with the dentistry they have received	0	0	N/A	94.0%	94.4%	93.5%
% of Patients satisfied with the time they had to wait for an appointment	0	0	N/A	89.8%	88.1%	87.4%

\* This is based on patients treated on this contract for their most recent course of treatment.

Figures in italics indicate the base number of FP17s or Patient Questionnaire responses are less than 100. N/A is shown where the base number of responses is less than 10 during the period. % is calculated as Quantity/Base number\*100

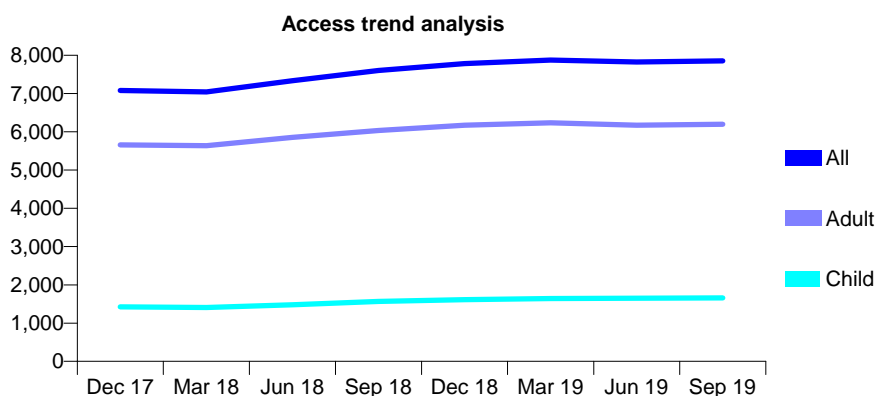
## Q50 - Vital Signs At a Glance Contract Report for 328170/0001 - September 2019

Name or company name	MR CD AYER
Contract type name	GDS Contract
Purpose of contract	General
Contract start date	01/04/2006
Contract end date	

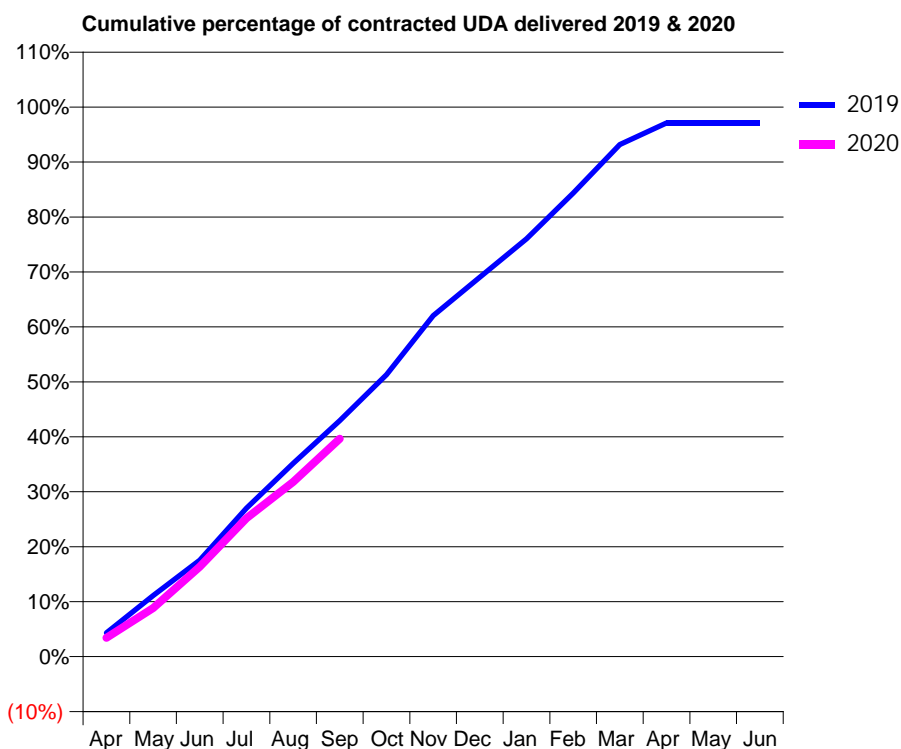
19/20 Contracted general activity (UDA)	22,000
Carry forward general activity (UDA)	141
19/20 Contracted orthodontic activity (UOA)	0
Carry forward orthodontic activity (UOA)	0
Baseline contract value	£634,584.51

### ACCESS\*

Patients seen in 24 months	Total	Change since previous quarter
Quarter ending September 2018	7,600	
Quarter ending December 2018	7,782	↑
Quarter ending March 2019	7,875	→
Quarter ending June 2019	7,824	→
Quarter ending September 2019	7,855	→
<b>Variance since September 2018</b>	<b>3.4%</b>	<b>↑</b>



### ACTIVITY



Month	Adjusted Scheduled Activity (UDA)	
	2019	2020
April	953	755
May	2,442	1,946
June	3,865	3,601
July	5,943	5,539
August	7,740	6,995
September	9,445	8,726
October	11,291	
November	13,651	
December	15,186	
January	16,721	
February	18,558	
March	20,499	
April	21,364	
May	21,364	
June	21,363	

### QUALITY

	Quantity	Base Number	Contract	AT	Region	England
% of FP17s for the same patient ID Re-attending within 3 months - Children	66	1,195	5.5%	9.3%	12.1%	11.5%
% of FP17s for the same patient ID Re-attending within 3 months - Adults	341	3,829	8.9%	12.3%	15.6%	15.4%
% of FP17s for the same patient ID Re-attending between 3 & 9 months - Children	777	1,195	65.0%	64.4%	61.2%	59.7%
% of FP17s for the same patient ID Re-attending between 3 & 9 months - Adults	2,188	3,829	57.1%	55.8%	54.3%	51.7%
% of FP17s for Band 1 Urgent Courses	205	4,652	4.4%	7.8%	9.1%	9.2%
% of FP17s Relating to Free Repair or Replacements	24	4,652	0.5%	0.9%	0.9%	0.7%
% of FP17s Relating to Continuations	38	4,652	0.8%	0.9%	1.0%	0.8%
% of Patients satisfied with the dentistry they have received	2	2	N/A	94.0%	94.4%	93.5%
% of Patients satisfied with the time they had to wait for an appointment	2	2	N/A	89.8%	88.1%	87.4%

\* This is based on patients treated on this contract for their most recent course of treatment. Figures in italics indicate the base number of FP17s or Patient Questionnaire responses are less than 100. N/A is shown where the base number of responses is less than 10 during the period. % is calculated as Quantity/Base number\*100

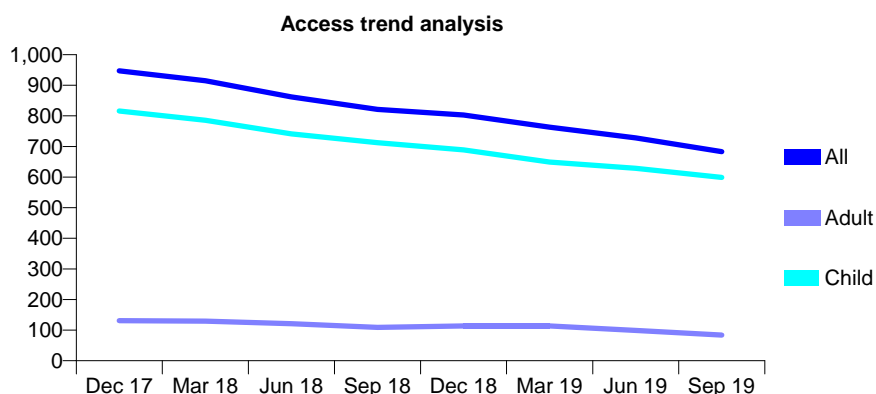
## Q50 - Vital Signs At a Glance Contract Report for 334855/0001 - September 2019

Name or company name	The Smile Rooms Dental Practice
Contract type name	GDS Contract
Purpose of contract	General
Contract start date	01/04/2007
Contract end date	

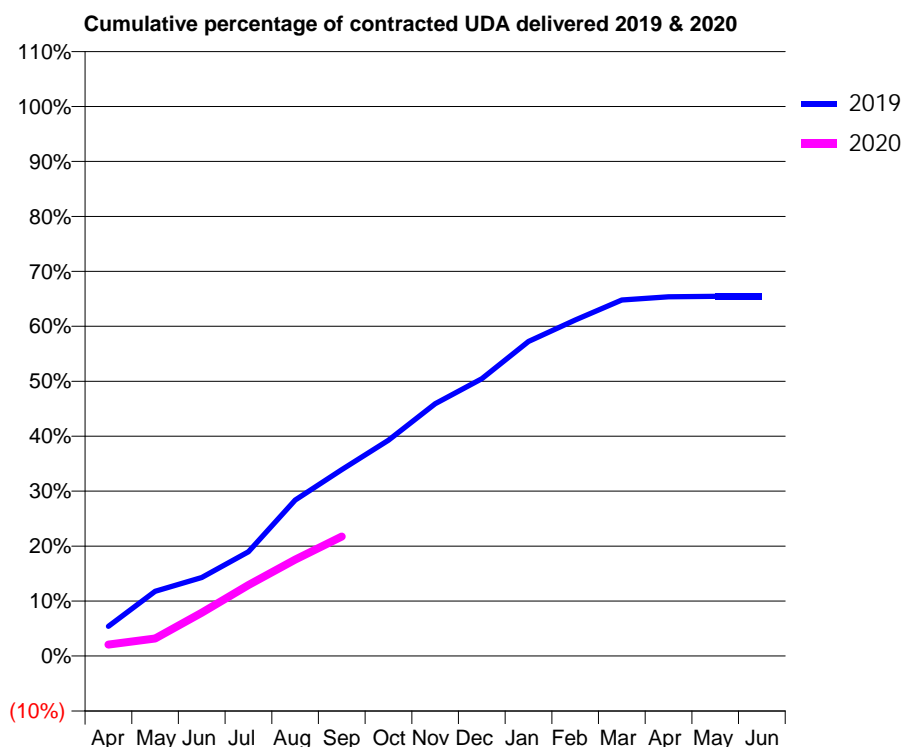
19/20 Contracted general activity (UDA)	2,200
Carry forward general activity (UDA)	0
19/20 Contracted orthodontic activity (UOA)	0
Carry forward orthodontic activity (UOA)	0
Baseline contract value	£50,148.90

### ACCESS\*

Patients seen in 24 months	Total	Change since previous quarter
Quarter ending September 2018	821	
Quarter ending December 2018	803	↓
Quarter ending March 2019	763	↓
Quarter ending June 2019	728	↓
Quarter ending September 2019	683	↓
<b>Variance since September 2018</b>	<b>(16.8%)</b>	<b>↓</b>



### ACTIVITY



Month	Adjusted Scheduled Activity (UDA)	
	2019	2020
April	119	46
May	259	70
June	314	173
July	417	284
August	624	386
September	746	479
October	864	
November	1,010	
December	1,110	
January	1,259	
February	1,345	
March	1,425	
April	1,438	
May	1,440	
June	1,440	

### QUALITY

	Quantity	Base Number	Contract	AT	Region	England
% of FP17s for the same patient ID Re-attending within 3 months - Children	19	380	5.0%	9.3%	12.1%	11.5%
% of FP17s for the same patient ID Re-attending within 3 months - Adults	0	12	0.0%	12.3%	15.6%	15.4%
% of FP17s for the same patient ID Re-attending between 3 & 9 months - Children	282	380	74.2%	64.4%	61.2%	59.7%
% of FP17s for the same patient ID Re-attending between 3 & 9 months - Adults	7	12	58.3%	55.8%	54.3%	51.7%
% of FP17s for Band 1 Urgent Courses	3	369	0.8%	7.8%	9.1%	9.2%
% of FP17s Relating to Free Repair or Replacements	0	369	0.0%	0.9%	0.9%	0.7%
% of FP17s Relating to Continuations	0	369	0.0%	0.9%	1.0%	0.8%
% of Patients satisfied with the dentistry they have received	0	0	N/A	94.0%	94.4%	93.5%
% of Patients satisfied with the time they had to wait for an appointment	0	0	N/A	89.8%	88.1%	87.4%

\* This is based on patients treated on this contract for their most recent course of treatment. Figures in italics indicate the base number of FP17s or Patient Questionnaire responses are less than 100. N/A is shown where the base number of responses is less than 10 during the period. % is calculated as Quantity/Base number\*100

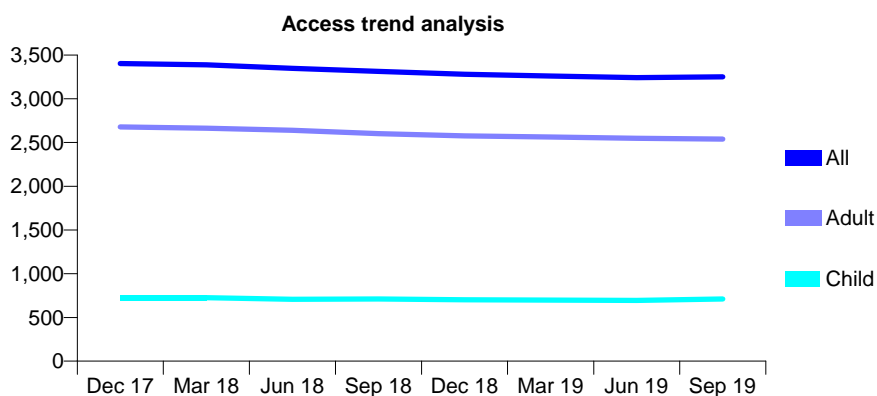
## Q50 - Vital Signs At a Glance Contract Report for 336998/0001 - September 2019

Name or company name	MR C LANGLEY
Contract type name	GDS Contract
Purpose of contract	General
Contract start date	01/04/2006
Contract end date	

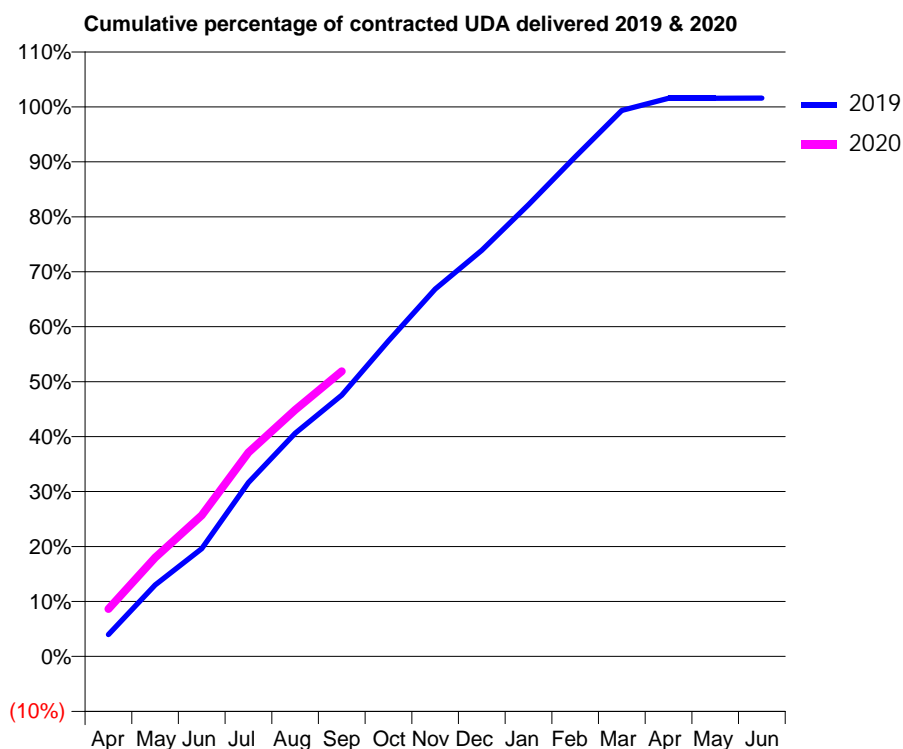
19/20 Contracted general activity (UDA)	9,000
Carry forward general activity (UDA)	-150
19/20 Contracted orthodontic activity (UOA)	0
Carry forward orthodontic activity (UOA)	0
Baseline contract value	£252,652.86

### ACCESS\*

Patients seen in 24 months	Total	Change since previous quarter
Quarter ending September 2018	3,313	
Quarter ending December 2018	3,279	↓
Quarter ending March 2019	3,260	→
Quarter ending June 2019	3,241	→
Quarter ending September 2019	3,250	→
<b>Variance since September 2018</b>	<b>(1.9%)</b>	<b>↓</b>



### ACTIVITY



Month	Adjusted Scheduled Activity (UDA)	
	2019	2020
April	358	776
May	1,172	1,618
June	1,767	2,313
July	2,847	3,339
August	3,654	4,037
September	4,279	4,668
October	5,168	
November	6,015	
December	6,651	
January	7,399	
February	8,180	
March	8,943	
April	9,141	
May	9,141	
June	9,143	

### QUALITY

	Quantity	Base Number	Contract	AT	Region	England
% of FP17s for the same patient ID Re-attending within 3 months - Children	33	588	5.6%	9.3%	12.1%	11.5%
% of FP17s for the same patient ID Re-attending within 3 months - Adults	372	2,275	16.4%	12.3%	15.6%	15.4%
% of FP17s for the same patient ID Re-attending between 3 & 9 months - Children	415	588	70.6%	64.4%	61.2%	59.7%
% of FP17s for the same patient ID Re-attending between 3 & 9 months - Adults	1,521	2,275	66.9%	55.8%	54.3%	51.7%
% of FP17s for Band 1 Urgent Courses	193	2,723	7.1%	7.8%	9.1%	9.2%
% of FP17s Relating to Free Repair or Replacements	17	2,723	0.6%	0.9%	0.9%	0.7%
% of FP17s Relating to Continuations	60	2,723	2.2%	0.9%	1.0%	0.8%
% of Patients satisfied with the dentistry they have received	0	0	N/A	94.0%	94.4%	93.5%
% of Patients satisfied with the time they had to wait for an appointment	0	0	N/A	89.8%	88.1%	87.4%

\* This is based on patients treated on this contract for their most recent course of treatment. Figures in italics indicate the base number of FP17s or Patient Questionnaire responses are less than 100. N/A is shown where the base number of responses is less than 10 during the period. % is calculated as Quantity/Base number\*100

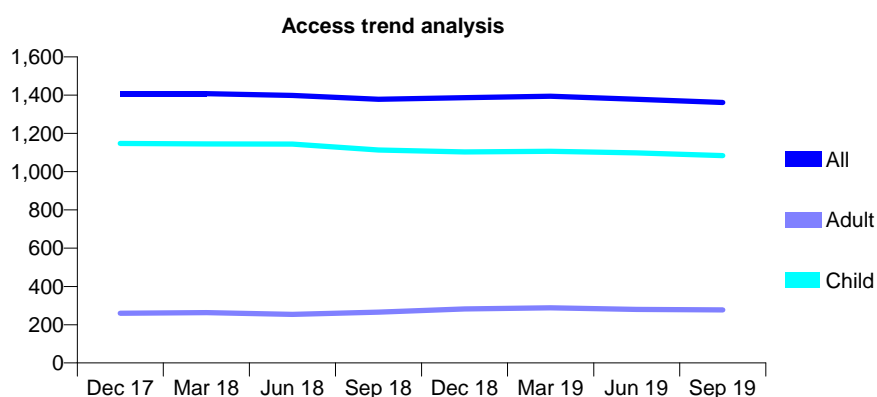
## Q50 - Vital Signs At a Glance Contract Report for 352004/0003 - September 2019

Name or company name	MR JG MURRAY
Contract type name	GDS Contract
Purpose of contract	General
Contract start date	01/04/2014
Contract end date	

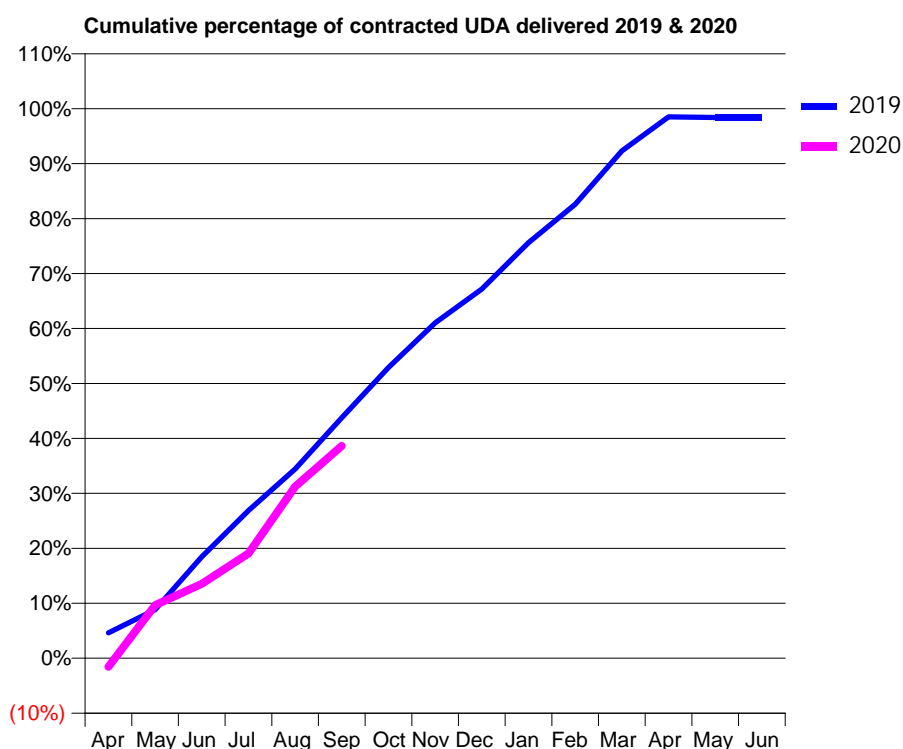
19/20 Contracted general activity (UDA)	2,811
Carry forward general activity (UDA)	45
19/20 Contracted orthodontic activity (UOA)	0
Carry forward orthodontic activity (UOA)	0
Baseline contract value	£90,630.24

### ACCESS\*

Patients seen in 24 months	Total	Change since previous quarter
Quarter ending September 2018	1,378	
Quarter ending December 2018	1,386	→
Quarter ending March 2019	1,394	→
Quarter ending June 2019	1,378	↓
Quarter ending September 2019	1,361	↓
<b>Variance since September 2018</b>	<b>(1.2%)</b>	<b>↓</b>



### ACTIVITY



Month	2019	2020
April	130	-45
May	249	271
June	519	380
July	756	536
August	968	878
September	1,230	1,086
October	1,487	
November	1,715	
December	1,888	
January	2,126	
February	2,322	
March	2,595	
April	2,769	
May	2,766	
June	2,766	

### QUALITY

	Quantity	Base Number	Contract	AT	Region	England
% of FP17s for the same patient ID Re-attending within 3 months - Children	59	889	6.6%	9.3%	12.1%	11.5%
% of FP17s for the same patient ID Re-attending within 3 months - Adults	20	122	16.4%	12.3%	15.6%	15.4%
% of FP17s for the same patient ID Re-attending between 3 & 9 months - Children	638	889	71.8%	64.4%	61.2%	59.7%
% of FP17s for the same patient ID Re-attending between 3 & 9 months - Adults	69	122	56.6%	55.8%	54.3%	51.7%
% of FP17s for Band 1 Urgent Courses	34	877	3.9%	7.8%	9.1%	9.2%
% of FP17s Relating to Free Repair or Replacements	1	877	0.1%	0.9%	0.9%	0.7%
% of FP17s Relating to Continuations	0	877	0.0%	0.9%	1.0%	0.8%
% of Patients satisfied with the dentistry they have received	0	0	N/A	94.0%	94.4%	93.5%
% of Patients satisfied with the time they had to wait for an appointment	0	0	N/A	89.8%	88.1%	87.4%

\* This is based on patients treated on this contract for their most recent course of treatment. Figures in italics indicate the base number of FP17s or Patient Questionnaire responses are less than 100. N/A is shown where the base number of responses is less than 10 during the period. % is calculated as Quantity/Base number\*100

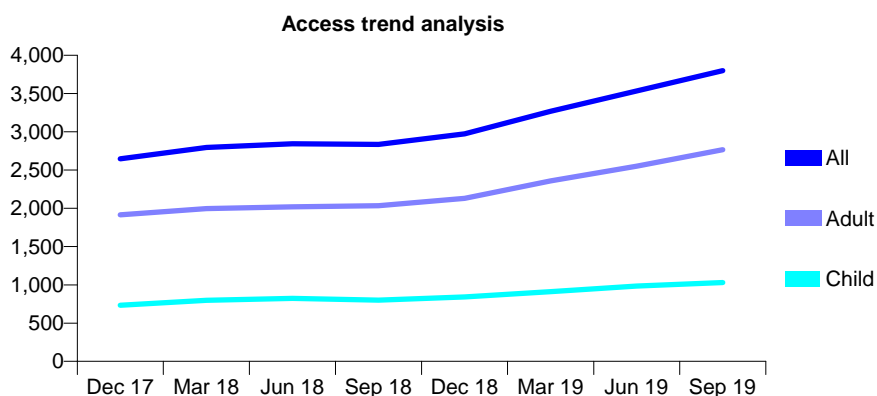
## Q50 - Vital Signs At a Glance Contract Report for 358231/0003 - September 2019

Name or company name	Falsgrave Dental Surgery
Contract type name	GDS Contract
Purpose of contract	General
Contract start date	01/07/2011
Contract end date	

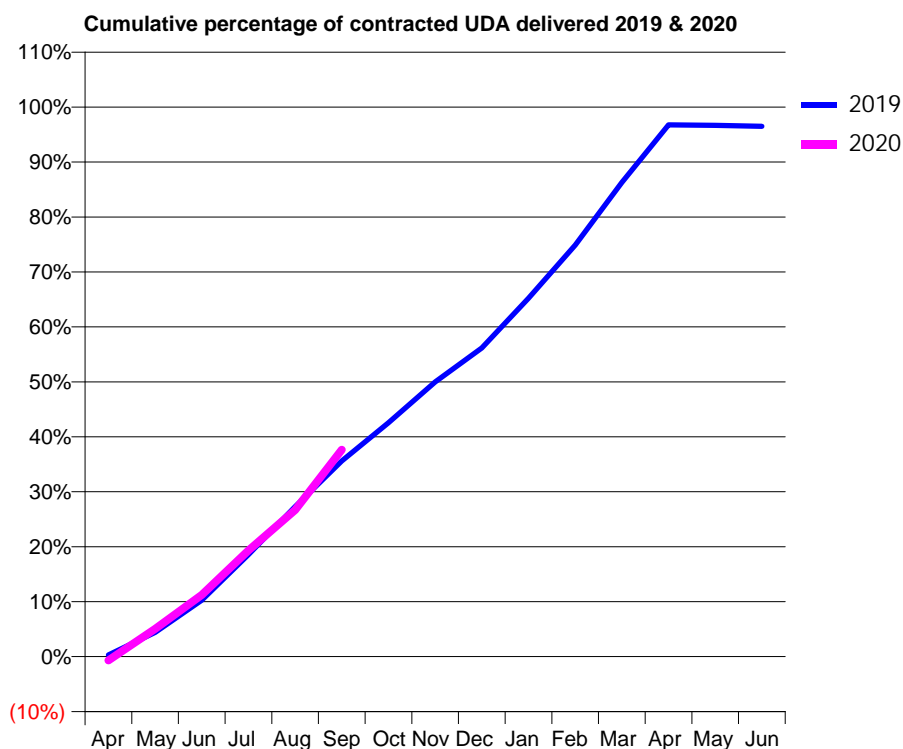
19/20 Contracted general activity (UDA)	10,769
Carry forward general activity (UDA)	377
19/20 Contracted orthodontic activity (UOA)	0
Carry forward orthodontic activity (UOA)	0
Baseline contract value	£341,689.13

### ACCESS\*

Patients seen in 24 months	Total	Change since previous quarter
Quarter ending September 2018	2,834	
Quarter ending December 2018	2,972	↑
Quarter ending March 2019	3,267	↑
Quarter ending June 2019	3,534	↑
Quarter ending September 2019	3,798	↑
<b>Variance since September 2018</b>	<b>34.0%</b>	<b>↑</b>



### ACTIVITY



Month	Adjusted Scheduled Activity (UDA)	
	2019	2020
April	33	-73
May	476	545
June	1,106	1,208
July	2,001	2,081
August	2,942	2,875
September	3,834	4,054
October	4,584	
November	5,385	
December	6,049	
January	7,024	
February	8,066	
March	9,291	
April	10,421	
May	10,409	
June	10,392	

### QUALITY

	Quantity	Base Number	Contract	AT	Region	England
% of FP17s for the same patient ID Re-attending within 3 months - Children	70	817	8.6%	9.3%	12.1%	11.5%
% of FP17s for the same patient ID Re-attending within 3 months - Adults	283	2,149	13.2%	12.3%	15.6%	15.4%
% of FP17s for the same patient ID Re-attending between 3 & 9 months - Children	419	817	51.3%	64.4%	61.2%	59.7%
% of FP17s for the same patient ID Re-attending between 3 & 9 months - Adults	1,028	2,149	47.8%	55.8%	54.3%	51.7%
% of FP17s for Band 1 Urgent Courses	207	2,160	9.6%	7.8%	9.1%	9.2%
% of FP17s Relating to Free Repair or Replacements	25	2,160	1.2%	0.9%	0.9%	0.7%
% of FP17s Relating to Continuations	3	2,160	0.1%	0.9%	1.0%	0.8%
% of Patients satisfied with the dentistry they have received	5	5	N/A	94.0%	94.4%	93.5%
% of Patients satisfied with the time they had to wait for an appointment	5	5	N/A	89.8%	88.1%	87.4%

\* This is based on patients treated on this contract for their most recent course of treatment. Figures in italics indicate the base number of FP17s or Patient Questionnaire responses are less than 100. N/A is shown where the base number of responses is less than 10 during the period. % is calculated as Quantity/Base number\*100

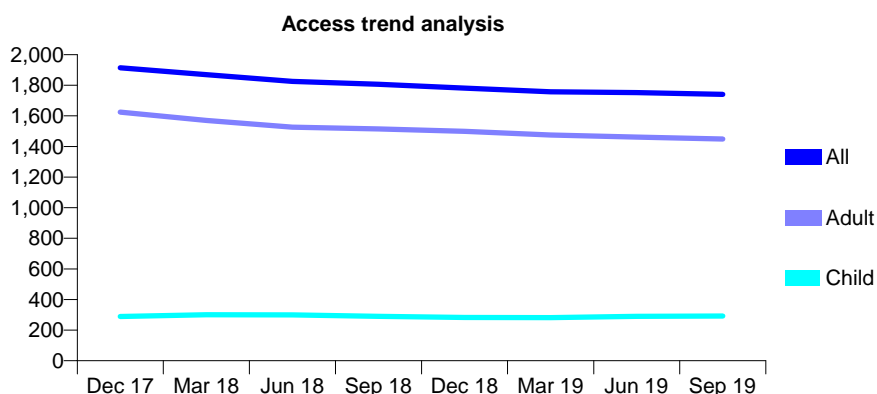
## Q50 - Vital Signs At a Glance Contract Report for 359157/0001 - September 2019

Name or company name	MR D TOMKINSON
Contract type name	GDS Contract
Purpose of contract	General
Contract start date	01/04/2014
Contract end date	

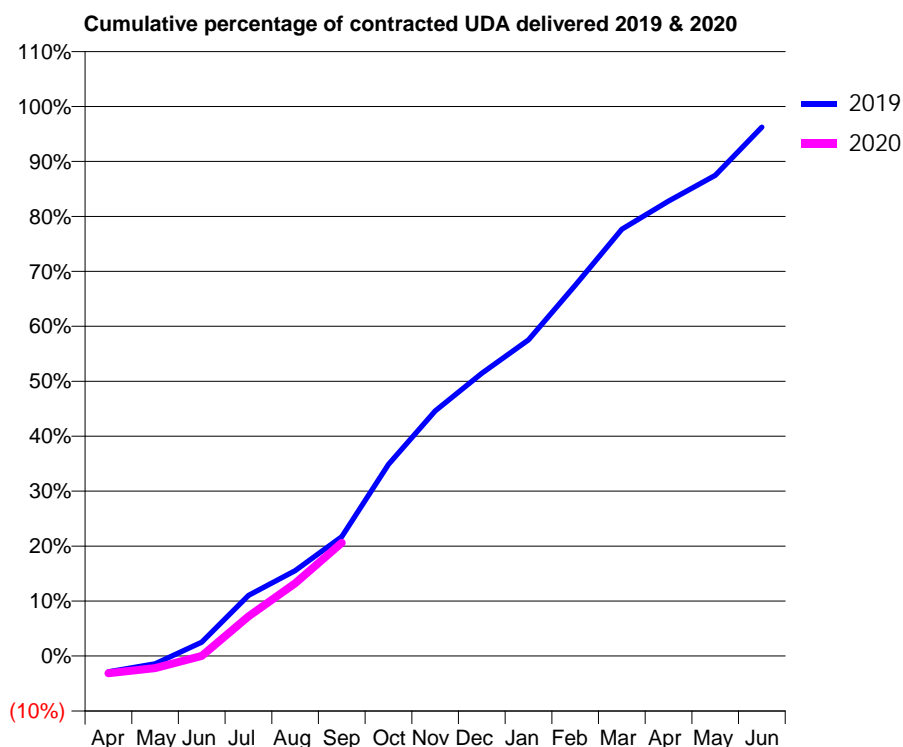
19/20 Contracted general activity (UDA)	5,735
Carry forward general activity (UDA)	216
19/20 Contracted orthodontic activity (UOA)	0
Carry forward orthodontic activity (UOA)	0
Baseline contract value	£175,281.62

### ACCESS\*

Patients seen in 24 months	Total	Change since previous quarter
Quarter ending September 2018	1,806	
Quarter ending December 2018	1,782	↓
Quarter ending March 2019	1,757	↓
Quarter ending June 2019	1,752	→
Quarter ending September 2019	1,741	→
<b>Variance since September 2018</b>	<b>(3.6%)</b>	<b>↓</b>



### ACTIVITY



Month	Adjusted Scheduled Activity (UDA)	
	2019	2020
April	-166	-180
May	-82	-127
June	146	0
July	632	414
August	892	759
September	1,245	1,182
October	2,000	
November	2,559	
December	2,951	
January	3,299	
February	3,868	
March	4,453	
April	4,747	
May	5,016	
June	5,519	

### QUALITY

	Quantity	Base Number	Contract	AT	Region	England
% of FP17s for the same patient ID Re-attending within 3 months - Children	38	219	17.4%	9.3%	12.1%	11.5%
% of FP17s for the same patient ID Re-attending within 3 months - Adults	165	824	20.0%	12.3%	15.6%	15.4%
% of FP17s for the same patient ID Re-attending between 3 & 9 months - Children	112	219	51.1%	64.4%	61.2%	59.7%
% of FP17s for the same patient ID Re-attending between 3 & 9 months - Adults	319	824	38.7%	55.8%	54.3%	51.7%
% of FP17s for Band 1 Urgent Courses	39	592	6.6%	7.8%	9.1%	9.2%
% of FP17s Relating to Free Repair or Replacements	5	592	0.8%	0.9%	0.9%	0.7%
% of FP17s Relating to Continuations	13	592	2.2%	0.9%	1.0%	0.8%
% of Patients satisfied with the dentistry they have received	11	11	100.0%	94.0%	94.4%	93.5%
% of Patients satisfied with the time they had to wait for an appointment	10	11	90.9%	89.8%	88.1%	87.4%

\* This is based on patients treated on this contract for their most recent course of treatment. Figures in italics indicate the base number of FP17s or Patient Questionnaire responses are less than 100. N/A is shown where the base number of responses is less than 10 during the period. % is calculated as Quantity/Base number\*100



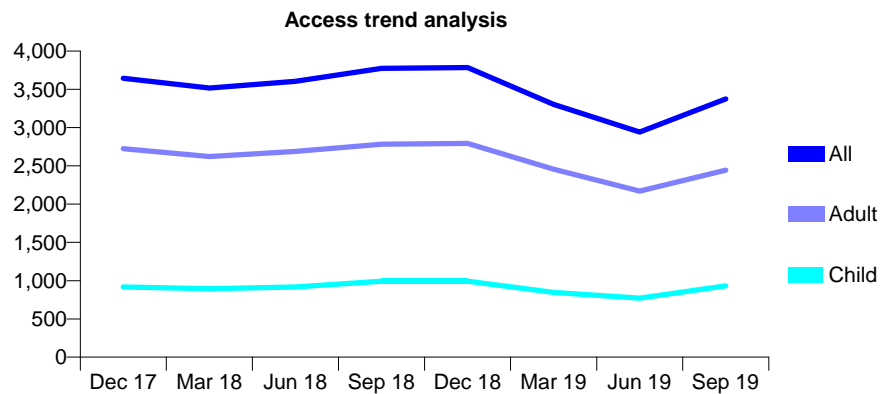
## Q50 - Vital Signs At a Glance Contract Report for 567205/0001 - September 2019

Name or company name	Mr Muhammad Farooq
Contract type name	GDS Contract
Purpose of contract	General
Contract start date	01/04/2006
Contract end date	

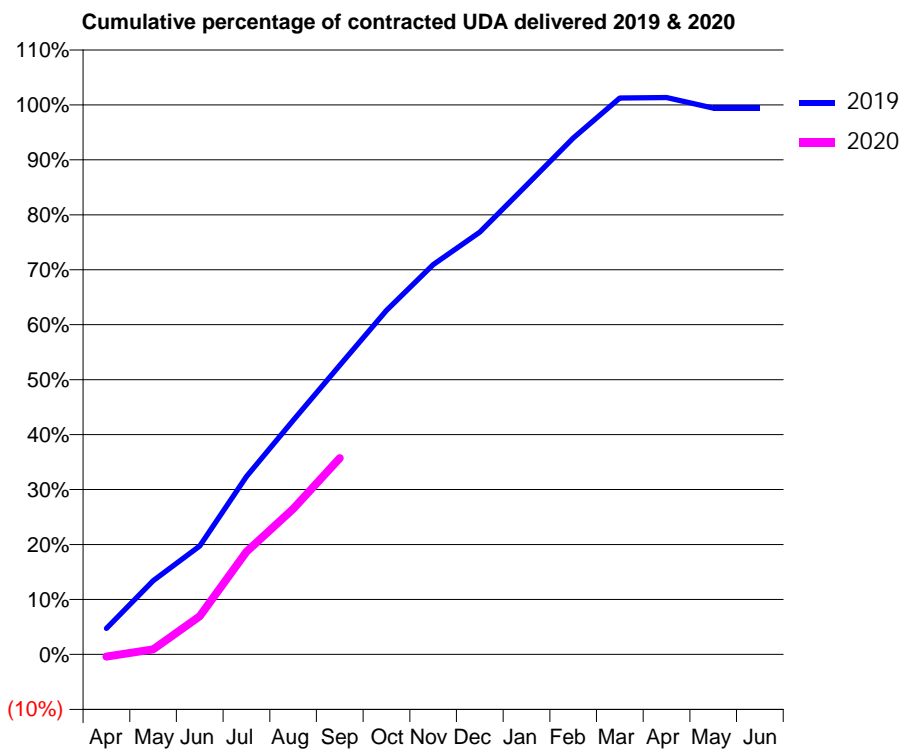
19/20 Contracted general activity (UDA)	8,540
Carry forward general activity (UDA)	50
19/20 Contracted orthodontic activity (UOA)	0
Carry forward orthodontic activity (UOA)	0
Baseline contract value	£264,536.13

### ACCESS\*

Patients seen in 24 months	Total	Change since previous quarter
Quarter ending September 2018	3,775	
Quarter ending December 2018	3,785	→
Quarter ending March 2019	3,304	↓
Quarter ending June 2019	2,941	↓
Quarter ending September 2019	3,375	↑
<b>Variance since September 2018</b>	<b>(10.6%)</b>	<b>↓</b>



### ACTIVITY



Month	2019	2020
April	405	-34
May	1,145	78
June	1,685	594
July	2,766	1,595
August	3,638	2,261
September	4,492	3,050
October	5,345	
November	6,057	
December	6,562	
January	7,293	
February	8,025	
March	8,645	
April	8,653	
May	8,490	
June	8,490	

### QUALITY

	Quantity	Base Number	Contract	AT	Region	England
% of FP17s for the same patient ID Re-attending within 3 months - Children	25	765	3.3%	9.3%	12.1%	11.5%
% of FP17s for the same patient ID Re-attending within 3 months - Adults	106	1,551	6.8%	12.3%	15.6%	15.4%
% of FP17s for the same patient ID Re-attending between 3 & 9 months - Children	383	765	50.1%	64.4%	61.2%	59.7%
% of FP17s for the same patient ID Re-attending between 3 & 9 months - Adults	759	1,551	48.9%	55.8%	54.3%	51.7%
% of FP17s for Band 1 Urgent Courses	109	1,845	5.9%	7.8%	9.1%	9.2%
% of FP17s Relating to Free Repair or Replacements	14	1,845	0.8%	0.9%	0.9%	0.7%
% of FP17s Relating to Continuations	6	1,845	0.3%	0.9%	1.0%	0.8%
% of Patients satisfied with the dentistry they have received	1	1	N/A	94.0%	94.4%	93.5%
% of Patients satisfied with the time they had to wait for an appointment	1	1	N/A	89.8%	88.1%	87.4%

\* This is based on patients treated on this contract for their most recent course of treatment. Figures in italics indicate the base number of FP17s or Patient Questionnaire responses are less than 100. N/A is shown where the base number of responses is less than 10 during the period. % is calculated as Quantity/Base number\*100

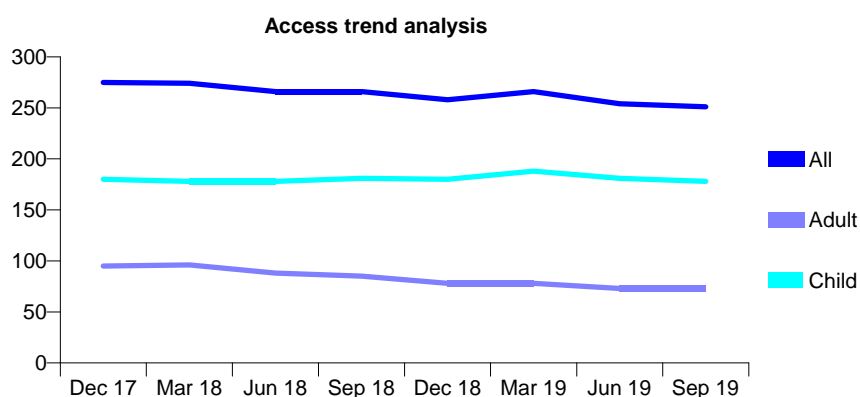
## Q50 - Vital Signs At a Glance Contract Report for 572063/0001 - September 2019

Name or company name	Peasholm Dental Practice (Moran)
Contract type name	GDS Contract
Purpose of contract	General
Contract start date	01/04/2006
Contract end date	

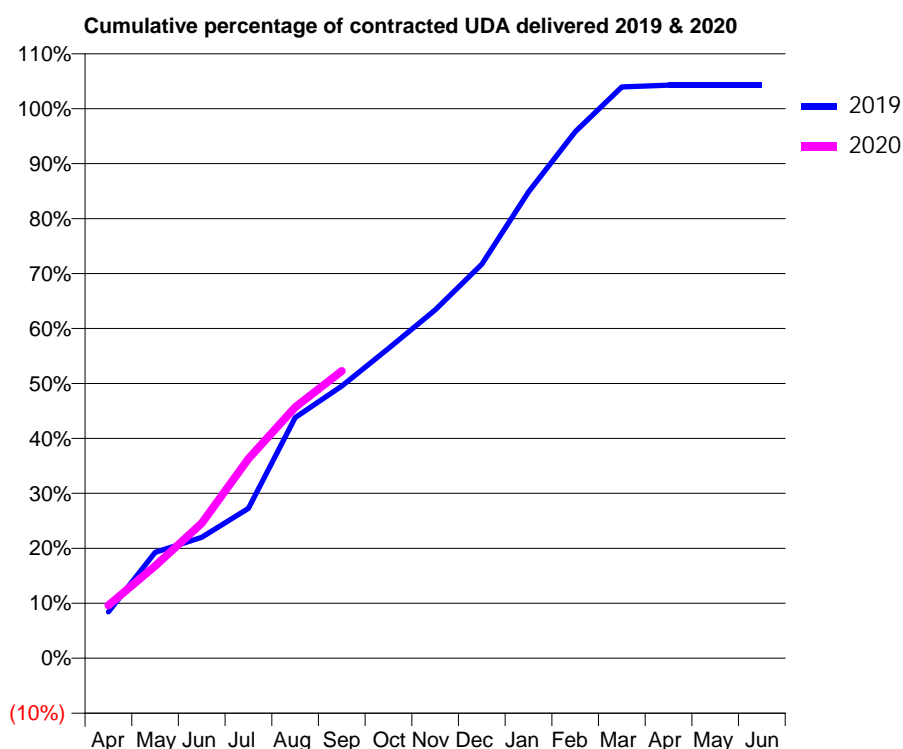
19/20 Contracted general activity (UDA)	700
Carry forward general activity (UDA)	-14
19/20 Contracted orthodontic activity (UOA)	0
Carry forward orthodontic activity (UOA)	0
Baseline contract value	£15,976.70

### ACCESS\*

Patients seen in 24 months	Total	Change since previous quarter
Quarter ending September 2018	266	
Quarter ending December 2018	258	↓
Quarter ending March 2019	266	↑
Quarter ending June 2019	254	↓
Quarter ending September 2019	251	↓
<b>Variance since September 2018</b>	<b>(5.6%)</b>	<b>↓</b>



### ACTIVITY



Month	2019	2020
April	59	67
May	135	118
June	154	172
July	191	254
August	307	320
September	347	366
October	395	
November	444	
December	502	
January	594	
February	671	
March	728	
April	730	
May	730	
June	730	

### QUALITY

	Quantity	Base Number	Contract	AT	Region	England
% of FP17s for the same patient ID Re-attending within 3 months - Children	6	149	4.0%	9.3%	12.1%	11.5%
% of FP17s for the same patient ID Re-attending within 3 months - Adults	13	47	27.7%	12.3%	15.6%	15.4%
% of FP17s for the same patient ID Re-attending between 3 & 9 months - Children	109	149	73.2%	64.4%	61.2%	59.7%
% of FP17s for the same patient ID Re-attending between 3 & 9 months - Adults	20	47	42.6%	55.8%	54.3%	51.7%
% of FP17s for Band 1 Urgent Courses	9	194	4.6%	7.8%	9.1%	9.2%
% of FP17s Relating to Free Repair or Replacements	0	194	0.0%	0.9%	0.9%	0.7%
% of FP17s Relating to Continuations	6	194	3.1%	0.9%	1.0%	0.8%
% of Patients satisfied with the dentistry they have received	0	0	N/A	94.0%	94.4%	93.5%
% of Patients satisfied with the time they had to wait for an appointment	0	0	N/A	89.8%	88.1%	87.4%

\* This is based on patients treated on this contract for their most recent course of treatment.

Figures in italics indicate the base number of FP17s or Patient Questionnaire responses are less than 100. N/A is shown where the base number of responses is less than 10 during the period. % is calculated as Quantity/Base number\*100

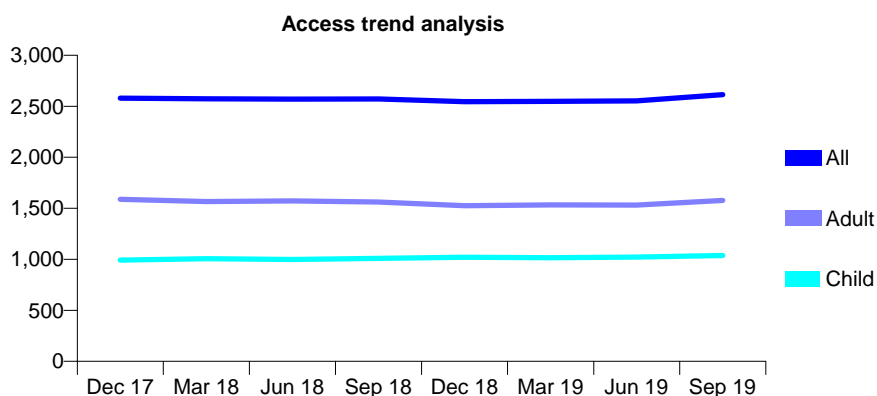
## Q50 - Vital Signs At a Glance Contract Report for 573973/0001 - September 2019

Name or company name	MR SB JAMIESON
Contract type name	GDS Contract
Purpose of contract	General and Orthodontic
Contract start date	01/04/2006
Contract end date	

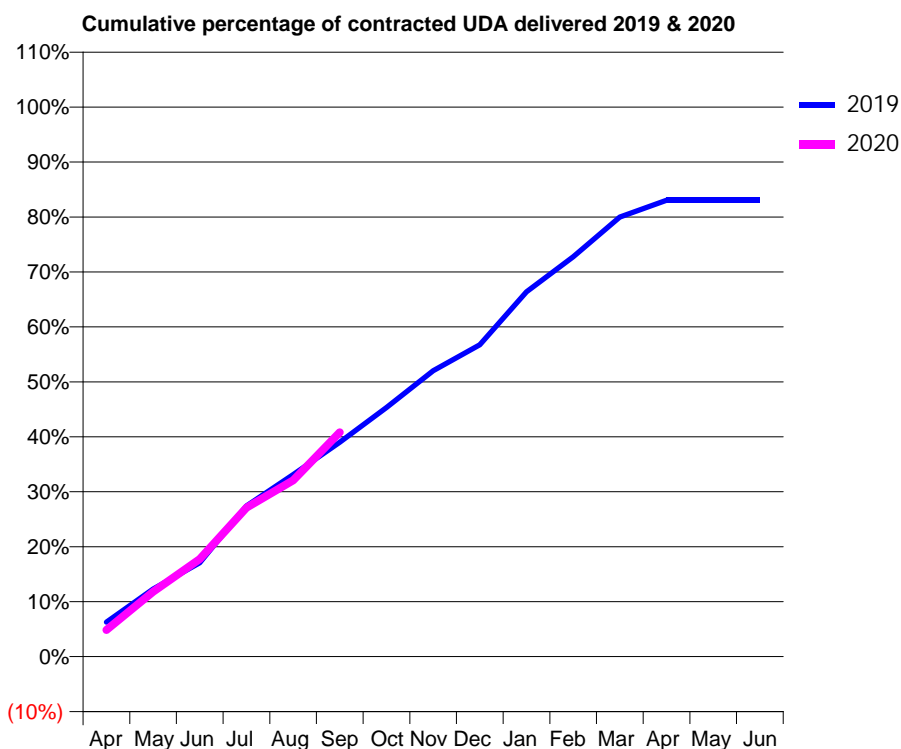
19/20 Contracted general activity (UDA)	8,938
Carry forward general activity (UDA)	0
19/20 Contracted orthodontic activity (UOA)	339
Carry forward orthodontic activity (UOA)	0
Baseline contract value	£234,017.98

### ACCESS\*

Patients seen in 24 months	Total	Change since previous quarter
Quarter ending September 2018	2,572	
Quarter ending December 2018	2,546	↓
Quarter ending March 2019	2,549	→
Quarter ending June 2019	2,553	→
Quarter ending September 2019	2,614	↑
<b>Variance since September 2018</b>	<b>1.6%</b>	<b>→</b>



### ACTIVITY



Month	Adjusted Scheduled Activity (UDA)	
	2019	2020
April	561	435
May	1,100	1,055
June	1,528	1,587
July	2,452	2,421
August	2,962	2,866
September	3,486	3,649
October	4,050	
November	4,648	
December	5,072	
January	5,933	
February	6,504	
March	7,150	
April	7,424	
May	7,424	
June	7,424	

### QUALITY

	Quantity	Base Number	Contract	AT	Region	England
% of FP17s for the same patient ID Re-attending within 3 months - Children	188	1,079	17.4%	9.3%	12.1%	11.5%
% of FP17s for the same patient ID Re-attending within 3 months - Adults	166	1,383	12.0%	12.3%	15.6%	15.4%
% of FP17s for the same patient ID Re-attending between 3 & 9 months - Children	727	1,079	67.4%	64.4%	61.2%	59.7%
% of FP17s for the same patient ID Re-attending between 3 & 9 months - Adults	1,035	1,383	74.8%	55.8%	54.3%	51.7%
% of FP17s for Band 1 Urgent Courses	106	2,281	4.6%	7.8%	9.1%	9.2%
% of FP17s Relating to Free Repair or Replacements	9	2,281	0.4%	0.9%	0.9%	0.7%
% of FP17s Relating to Continuations	26	2,281	1.1%	0.9%	1.0%	0.8%
% of Patients satisfied with the dentistry they have received	1	1	N/A	94.0%	94.4%	93.5%
% of Patients satisfied with the time they had to wait for an appointment	1	1	N/A	89.8%	88.1%	87.4%

\* This is based on patients treated on this contract for their most recent course of treatment. Figures in italics indicate the base number of FP17s or Patient Questionnaire responses are less than 100. N/A is shown where the base number of responses is less than 10 during the period. % is calculated as Quantity/Base number\*100

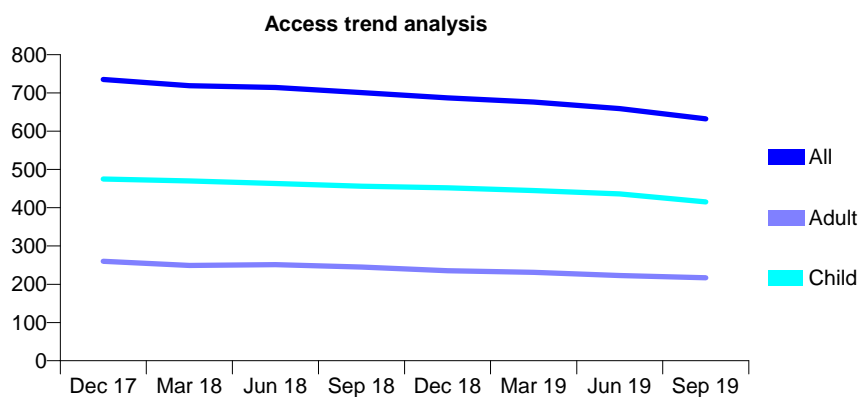
## Q50 - Vital Signs At a Glance Contract Report for 576549/0002 - September 2019

Name or company name	MR SK ASHBY
Contract type name	GDS Contract
Purpose of contract	General and Orthodontic
Contract start date	01/04/2006
Contract end date	

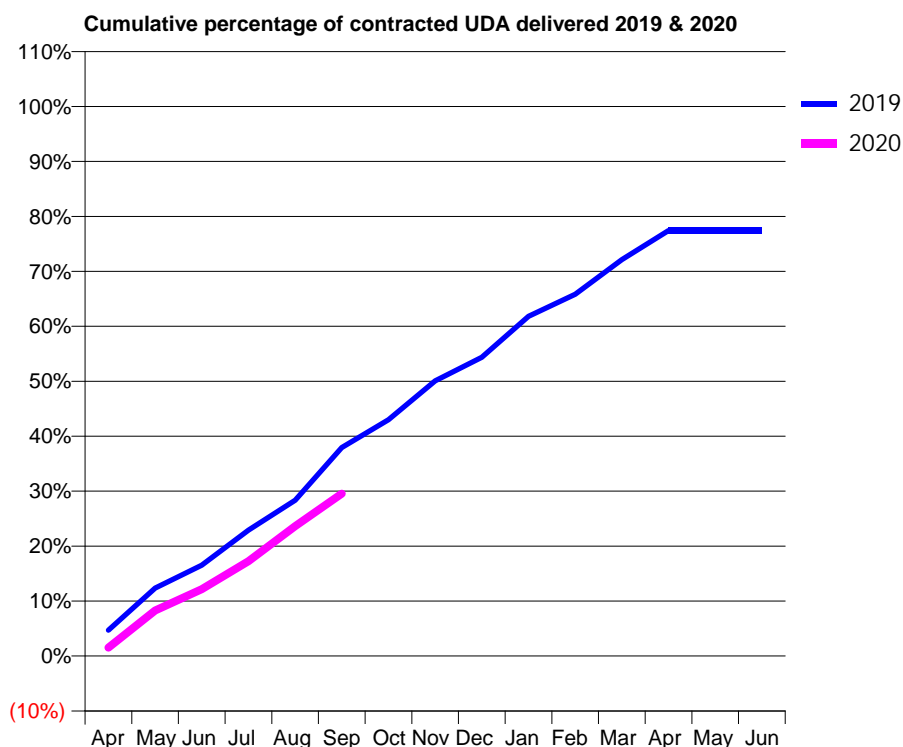
19/20 Contracted general activity (UDA)	1,700
Carry forward general activity (UDA)	0
19/20 Contracted orthodontic activity (UOA)	0
Carry forward orthodontic activity (UOA)	0
Baseline contract value	£39,551.83

### ACCESS\*

Patients seen in 24 months	Total	Change since previous quarter
Quarter ending September 2018	701	
Quarter ending December 2018	687	↓
Quarter ending March 2019	676	↓
Quarter ending June 2019	659	↓
Quarter ending September 2019	632	↓
<b>Variance since September 2018</b>	<b>(9.8%)</b>	<b>↓</b>



### ACTIVITY



Month	Adjusted Scheduled Activity (UDA)	
	2019	2020
April	80	26
May	210	141
June	281	207
July	390	293
August	482	402
September	645	502
October	731	
November	851	
December	924	
January	1,051	
February	1,119	
March	1,226	
April	1,316	
May	1,316	
June	1,316	

### QUALITY

	Quantity	Base Number	Contract	AT	Region	England
% of FP17s for the same patient ID Re-attending within 3 months - Children	27	380	7.1%	9.3%	12.1%	11.5%
% of FP17s for the same patient ID Re-attending within 3 months - Adults	6	97	6.2%	12.3%	15.6%	15.4%
% of FP17s for the same patient ID Re-attending between 3 & 9 months - Children	297	380	78.2%	64.4%	61.2%	59.7%
% of FP17s for the same patient ID Re-attending between 3 & 9 months - Adults	49	97	50.5%	55.8%	54.3%	51.7%
% of FP17s for Band 1 Urgent Courses	17	412	4.1%	7.8%	9.1%	9.2%
% of FP17s Relating to Free Repair or Replacements	0	412	0.0%	0.9%	0.9%	0.7%
% of FP17s Relating to Continuations	4	412	1.0%	0.9%	1.0%	0.8%
% of Patients satisfied with the dentistry they have received	0	0	N/A	94.0%	94.4%	93.5%
% of Patients satisfied with the time they had to wait for an appointment	0	0	N/A	89.8%	88.1%	87.4%

\* This is based on patients treated on this contract for their most recent course of treatment. Figures in italics indicate the base number of FP17s or Patient Questionnaire responses are less than 100. N/A is shown where the base number of responses is less than 10 during the period. % is calculated as Quantity/Base number\*100

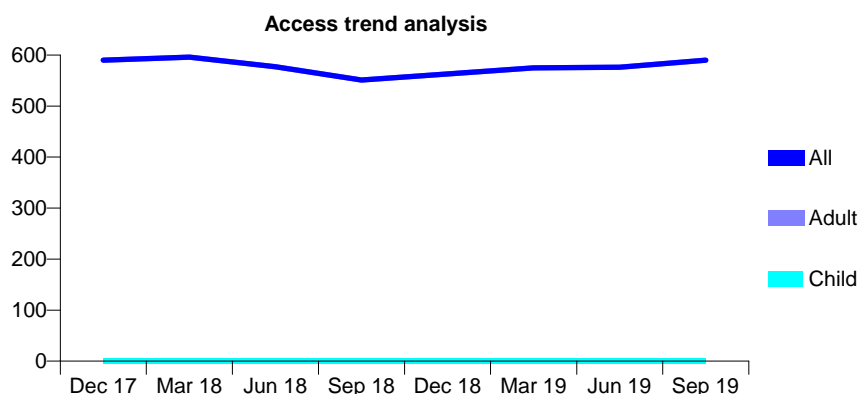
## Q50 - Vital Signs At a Glance Contract Report for 577308/0001 - September 2019

Name or company name	MR BR DAVIES
Contract type name	GDS Contract
Purpose of contract	General
Contract start date	01/04/2006
Contract end date	

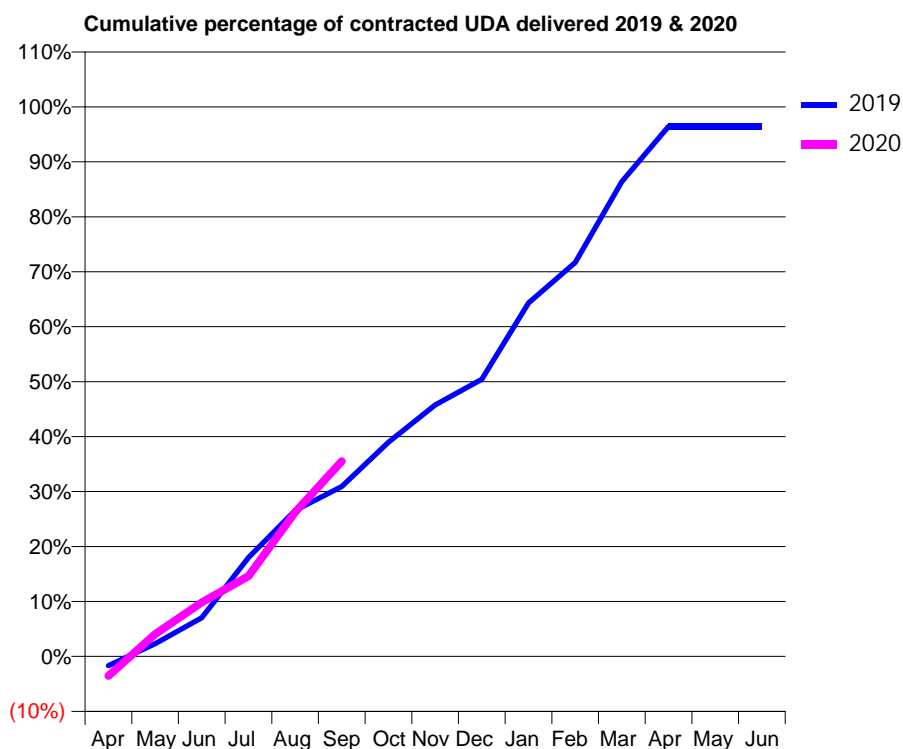
19/20 Contracted general activity (UDA)	4,000
Carry forward general activity (UDA)	142
19/20 Contracted orthodontic activity (UOA)	0
Carry forward orthodontic activity (UOA)	0
Baseline contract value	£174,895.94

### ACCESS\*

Patients seen in 24 months	Total	Change since previous quarter
Quarter ending September 2018	551	
Quarter ending December 2018	563	↑
Quarter ending March 2019	575	↑
Quarter ending June 2019	576	→
Quarter ending September 2019	590	↑
<b>Variance since September 2018</b>	<b>7.1%</b>	<b>↑</b>



### ACTIVITY



Month	2019	2020
April	-67	-142
May	93	163
June	281	394
July	720	585
August	1,063	1,051
September	1,237	1,421
October	1,559	
November	1,831	
December	2,018	
January	2,573	
February	2,867	
March	3,455	
April	3,858	
May	3,858	
June	3,858	

### QUALITY

	Quantity	Base Number	Contract	AT	Region	England
% of FP17s for the same patient ID Re-attending within 3 months - Children	0	0	N/A	9.3%	12.1%	11.5%
% of FP17s for the same patient ID Re-attending within 3 months - Adults	13	205	6.3%	12.3%	15.6%	15.4%
% of FP17s for the same patient ID Re-attending between 3 & 9 months - Children	0	0	N/A	64.4%	61.2%	59.7%
% of FP17s for the same patient ID Re-attending between 3 & 9 months - Adults	12	205	5.9%	55.8%	54.3%	51.7%
% of FP17s for Band 1 Urgent Courses	0	165	0.0%	7.8%	9.1%	9.2%
% of FP17s Relating to Free Repair or Replacements	0	165	0.0%	0.9%	0.9%	0.7%
% of FP17s Relating to Continuations	2	165	1.2%	0.9%	1.0%	0.8%
% of Patients satisfied with the dentistry they have received	1	2	N/A	94.0%	94.4%	93.5%
% of Patients satisfied with the time they had to wait for an appointment	1	2	N/A	89.8%	88.1%	87.4%

\* This is based on patients treated on this contract for their most recent course of treatment. Figures in italics indicate the base number of FP17s or Patient Questionnaire responses are less than 100. N/A is shown where the base number of responses is less than 10 during the period. % is calculated as Quantity/Base number\*100

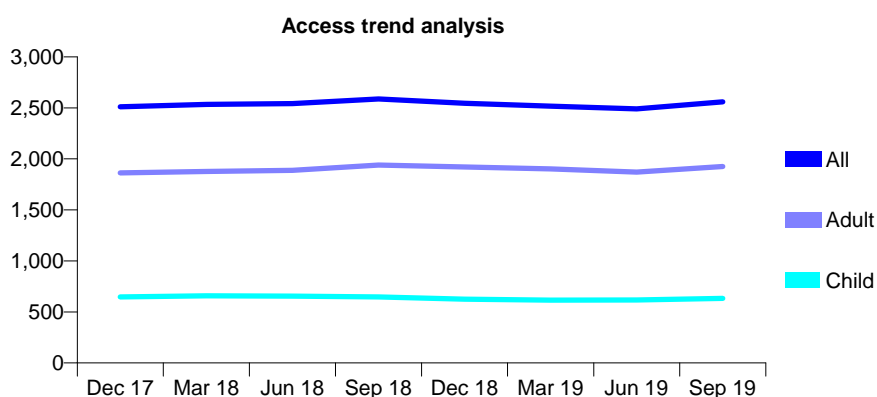
## Q50 - Vital Signs At a Glance Contract Report for 610194/0001 - September 2019

Name or company name	MISS C DURNING
Contract type name	GDS Contract
Purpose of contract	General
Contract start date	01/01/2013
Contract end date	

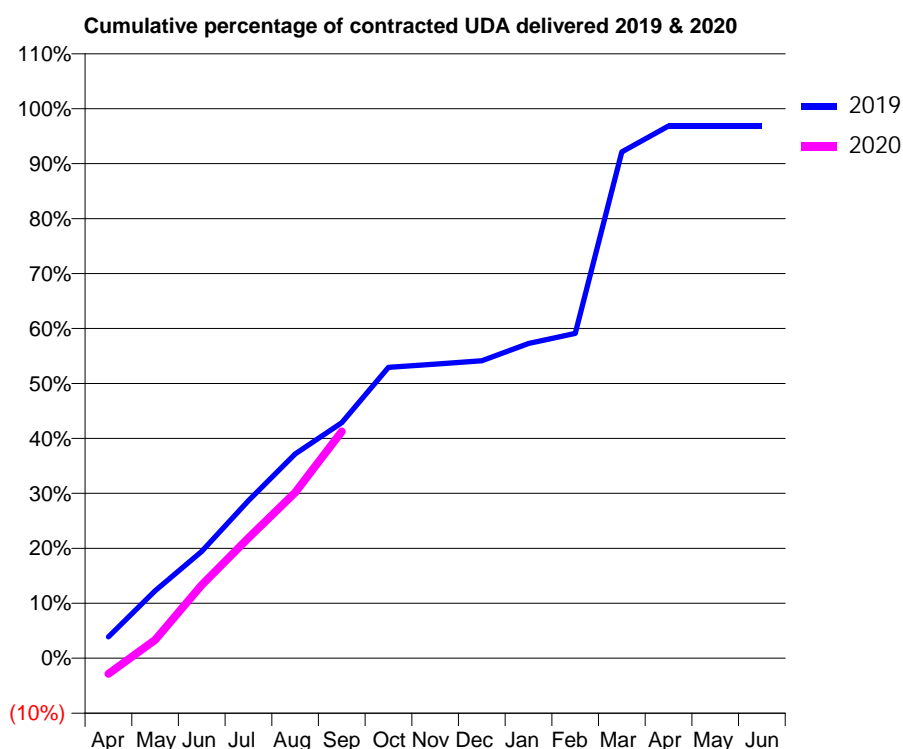
19/20 Contracted general activity (UDA)	7,098
Carry forward general activity (UDA)	225
19/20 Contracted orthodontic activity (UOA)	0
Carry forward orthodontic activity (UOA)	0
Baseline contract value	£189,465.29

### ACCESS\*

Patients seen in 24 months	Total	Change since previous quarter
Quarter ending September 2018	2,587	
Quarter ending December 2018	2,546	↓
Quarter ending March 2019	2,517	↓
Quarter ending June 2019	2,489	↓
Quarter ending September 2019	2,559	↑
<b>Variance since September 2018</b>	<b>(1.1%)</b>	<b>↓</b>



### ACTIVITY



Month	2019	2020
April	276	-203
May	872	237
June	1,380	947
July	2,035	1,554
August	2,640	2,141
September	3,043	2,930
October	3,757	
November	3,799	
December	3,842	
January	4,064	
February	4,195	
March	6,540	
April	6,873	
May	6,873	
June	6,873	

### QUALITY

	Quantity	Base Number	Contract	AT	Region	England
% of FP17s for the same patient ID Re-attending within 3 months - Children	57	575	9.9%	9.3%	12.1%	11.5%
% of FP17s for the same patient ID Re-attending within 3 months - Adults	211	1,421	14.8%	12.3%	15.6%	15.4%
% of FP17s for the same patient ID Re-attending between 3 & 9 months - Children	320	575	55.7%	64.4%	61.2%	59.7%
% of FP17s for the same patient ID Re-attending between 3 & 9 months - Adults	737	1,421	51.9%	55.8%	54.3%	51.7%
% of FP17s for Band 1 Urgent Courses	143	1,834	7.8%	7.8%	9.1%	9.2%
% of FP17s Relating to Free Repair or Replacements	20	1,834	1.1%	0.9%	0.9%	0.7%
% of FP17s Relating to Continuations	32	1,834	1.7%	0.9%	1.0%	0.8%
% of Patients satisfied with the dentistry they have received	0	0	N/A	94.0%	94.4%	93.5%
% of Patients satisfied with the time they had to wait for an appointment	0	0	N/A	89.8%	88.1%	87.4%

\* This is based on patients treated on this contract for their most recent course of treatment.

Figures in italics indicate the base number of FP17s or Patient Questionnaire responses are less than 100. N/A is shown where the base number of responses is less than 10 during the period. % is calculated as Quantity/Base number\*100

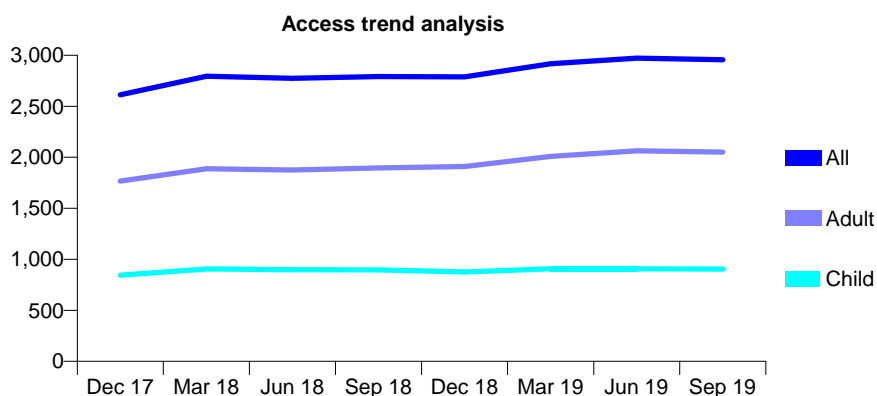
## Q50 - Vital Signs At a Glance Contract Report for 618594/0002 - September 2019

Name or company name	Spence & Maher
Contract type name	GDS Contract
Purpose of contract	General
Contract start date	01/11/2010
Contract end date	

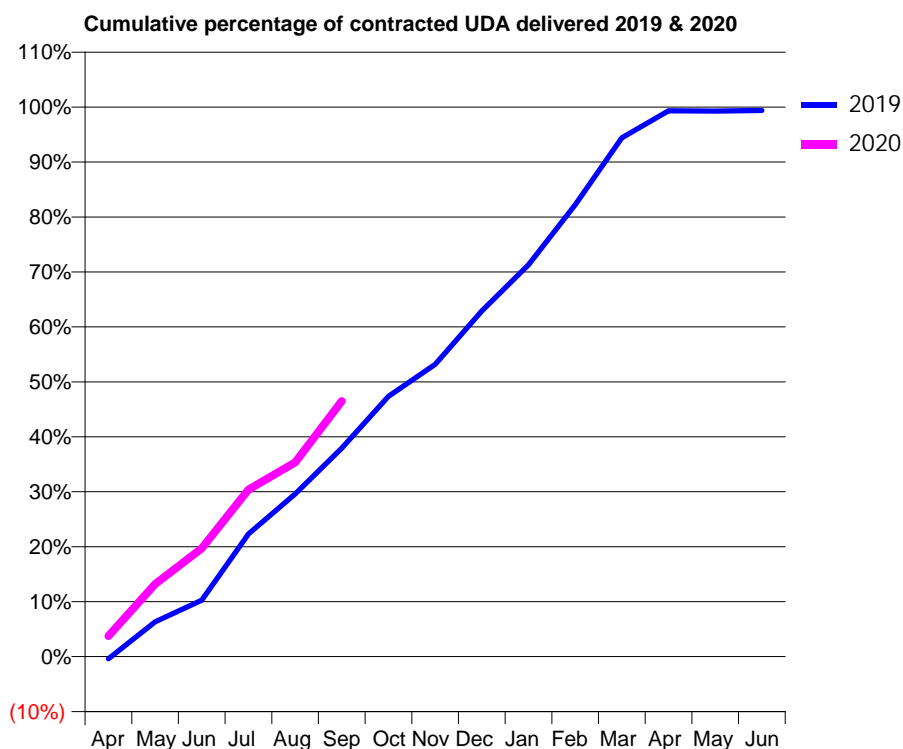
19/20 Contracted general activity (UDA)	7,000
Carry forward general activity (UDA)	44
19/20 Contracted orthodontic activity (UOA)	0
Carry forward orthodontic activity (UOA)	0
Baseline contract value	£208,115.73

### ACCESS\*

Patients seen in 24 months	Total	Change since previous quarter
Quarter ending September 2018	2,792	
Quarter ending December 2018	2,787	→
Quarter ending March 2019	2,917	↑
Quarter ending June 2019	2,972	→
Quarter ending September 2019	2,956	→
<b>Variance since September 2018</b>	<b>5.9%</b>	<b>↑</b>



### ACTIVITY



Month	Adjusted Scheduled Activity (UDA)	
	2019	2020
April	-30	262
May	445	924
June	719	1,379
July	1,562	2,128
August	2,073	2,474
September	2,657	3,255
October	3,317	
November	3,725	
December	4,402	
January	4,991	
February	5,756	
March	6,608	
April	6,951	
May	6,949	
June	6,956	

### QUALITY

	Quantity	Base Number	Contract	AT	Region	England
% of FP17s for the same patient ID Re-attending within 3 months - Children	65	742	8.8%	9.3%	12.1%	11.5%
% of FP17s for the same patient ID Re-attending within 3 months - Adults	198	1,596	12.4%	12.3%	15.6%	15.4%
% of FP17s for the same patient ID Re-attending between 3 & 9 months - Children	528	742	71.2%	64.4%	61.2%	59.7%
% of FP17s for the same patient ID Re-attending between 3 & 9 months - Adults	1,111	1,596	69.6%	55.8%	54.3%	51.7%
% of FP17s for Band 1 Urgent Courses	132	2,126	6.2%	7.8%	9.1%	9.2%
% of FP17s Relating to Free Repair or Replacements	5	2,126	0.2%	0.9%	0.9%	0.7%
% of FP17s Relating to Continuations	1	2,126	0.0%	0.9%	1.0%	0.8%
% of Patients satisfied with the dentistry they have received	1	1	N/A	94.0%	94.4%	93.5%
% of Patients satisfied with the time they had to wait for an appointment	1	1	N/A	89.8%	88.1%	87.4%

\* This is based on patients treated on this contract for their most recent course of treatment. Figures in italics indicate the base number of FP17s or Patient Questionnaire responses are less than 100. N/A is shown where the base number of responses is less than 10 during the period. % is calculated as Quantity/Base number\*100

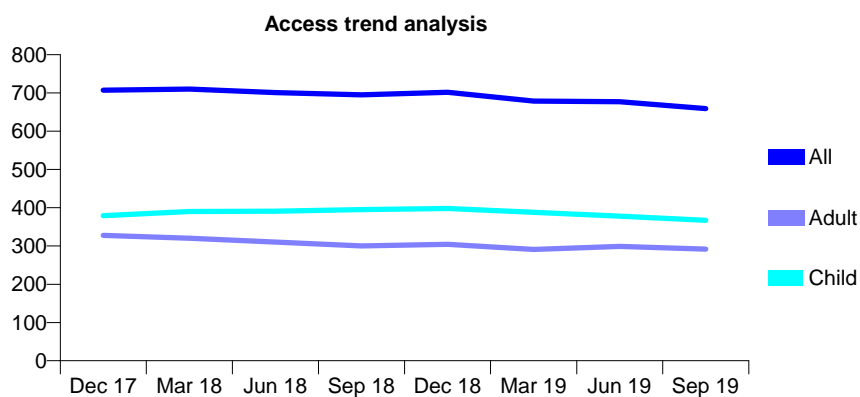
## Q50 - Vital Signs At a Glance Contract Report for 620610/0001 - September 2019

Name or company name	MR S OSBORNE
Contract type name	GDS Contract
Purpose of contract	General
Contract start date	01/04/2006
Contract end date	

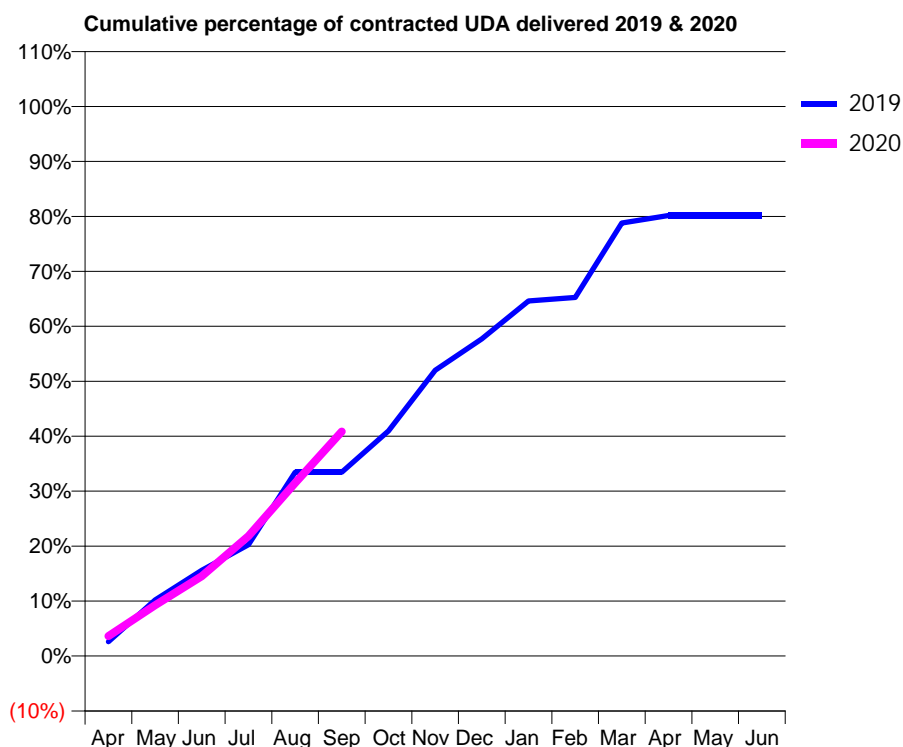
19/20 Contracted general activity (UDA)	1,600
Carry forward general activity (UDA)	0
19/20 Contracted orthodontic activity (UOA)	0
Carry forward orthodontic activity (UOA)	0
Baseline contract value	£37,917.54

### ACCESS\*

Patients seen in 24 months	Total	Change since previous quarter
Quarter ending September 2018	695	
Quarter ending December 2018	702	→
Quarter ending March 2019	679	↓
Quarter ending June 2019	677	→
Quarter ending September 2019	659	↓
<b>Variance since September 2018</b>	<b>(5.2%)</b>	<b>↓</b>



### ACTIVITY



Month	Adjusted Scheduled Activity (UDA)	
	2019	2020
April	42	58
May	163	148
June	250	232
July	324	349
August	535	504
September	535	654
October	655	
November	832	
December	923	
January	1,034	
February	1,044	
March	1,260	
April	1,283	
May	1,283	
June	1,283	

### QUALITY

	Quantity	Base Number	Contract	AT	Region	England
% of FP17s for the same patient ID Re-attending within 3 months - Children	39	307	12.7%	9.3%	12.1%	11.5%
% of FP17s for the same patient ID Re-attending within 3 months - Adults	15	124	12.1%	12.3%	15.6%	15.4%
% of FP17s for the same patient ID Re-attending between 3 & 9 months - Children	217	307	70.7%	64.4%	61.2%	59.7%
% of FP17s for the same patient ID Re-attending between 3 & 9 months - Adults	59	124	47.6%	55.8%	54.3%	51.7%
% of FP17s for Band 1 Urgent Courses	23	412	5.6%	7.8%	9.1%	9.2%
% of FP17s Relating to Free Repair or Replacements	0	412	0.0%	0.9%	0.9%	0.7%
% of FP17s Relating to Continuations	7	412	1.7%	0.9%	1.0%	0.8%
% of Patients satisfied with the dentistry they have received	0	0	N/A	94.0%	94.4%	93.5%
% of Patients satisfied with the time they had to wait for an appointment	0	0	N/A	89.8%	88.1%	87.4%

\* This is based on patients treated on this contract for their most recent course of treatment. Figures in italics indicate the base number of FP17s or Patient Questionnaire responses are less than 100. N/A is shown where the base number of responses is less than 10 during the period. % is calculated as Quantity/Base number\*100



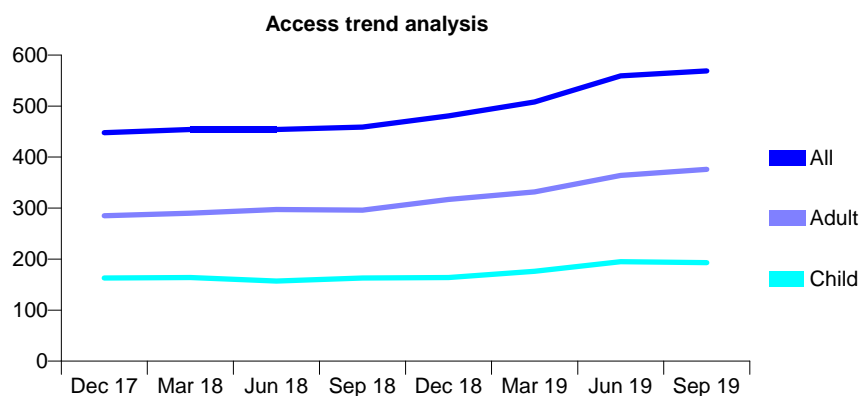
## Q50 - Vital Signs At a Glance Contract Report for 632201/0001 - September 2019

Name or company name	MRS FC HEYLINGS
Contract type name	GDS Contract
Purpose of contract	General
Contract start date	01/04/2006
Contract end date	

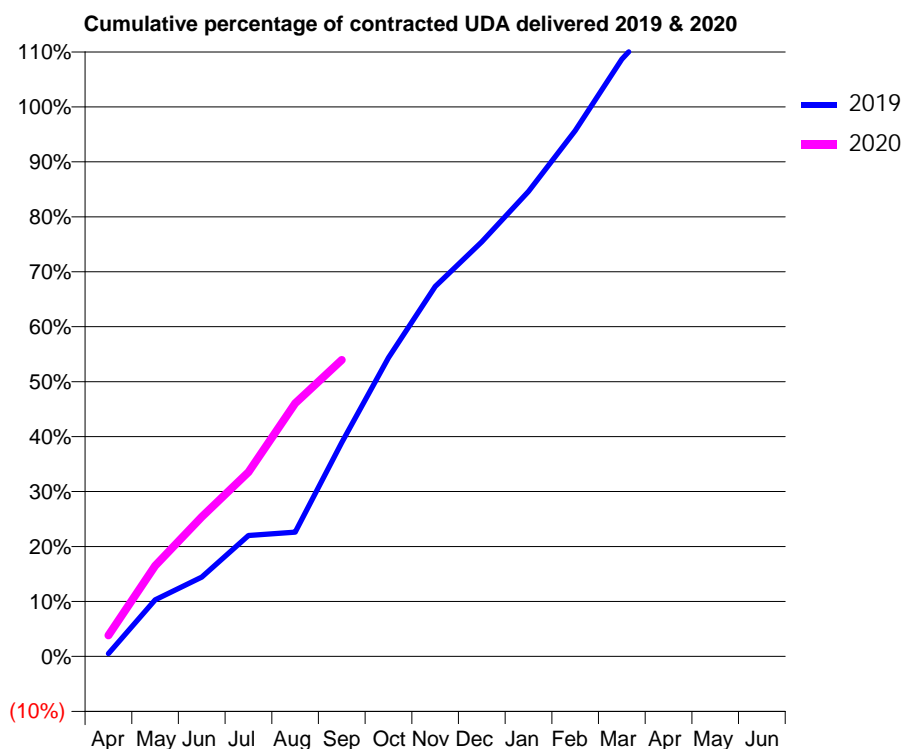
19/20 Contracted general activity (UDA)	960
Carry forward general activity (UDA)	-19
19/20 Contracted orthodontic activity (UOA)	0
Carry forward orthodontic activity (UOA)	0
Baseline contract value	£24,594.72

### ACCESS\*

Patients seen in 24 months	Total	Change since previous quarter
Quarter ending September 2018	459	
Quarter ending December 2018	481	↑
Quarter ending March 2019	508	↑
Quarter ending June 2019	559	↑
Quarter ending September 2019	569	→
<b>Variance since September 2018</b>	<b>24.0%</b>	<b>↑</b>



### ACTIVITY



Month	2019	2020
April	5	37
May	99	158
June	138	244
July	211	322
August	217	442
September	374	518
October	522	
November	646	
December	724	
January	812	
February	918	
March	1,043	
April	1,131	
May	1,131	
June	1,132	

### QUALITY

	Quantity	Base Number	Contract	AT	Region	England
% of FP17s for the same patient ID Re-attending within 3 months - Children	2	113	1.8%	9.3%	12.1%	11.5%
% of FP17s for the same patient ID Re-attending within 3 months - Adults	19	228	8.3%	12.3%	15.6%	15.4%
% of FP17s for the same patient ID Re-attending between 3 & 9 months - Children	48	113	42.5%	64.4%	61.2%	59.7%
% of FP17s for the same patient ID Re-attending between 3 & 9 months - Adults	107	228	46.9%	55.8%	54.3%	51.7%
% of FP17s for Band 1 Urgent Courses	5	307	1.6%	7.8%	9.1%	9.2%
% of FP17s Relating to Free Repair or Replacements	0	307	0.0%	0.9%	0.9%	0.7%
% of FP17s Relating to Continuations	0	307	0.0%	0.9%	1.0%	0.8%
% of Patients satisfied with the dentistry they have received	1	1	N/A	94.0%	94.4%	93.5%
% of Patients satisfied with the time they had to wait for an appointment	1	1	N/A	89.8%	88.1%	87.4%

\* This is based on patients treated on this contract for their most recent course of treatment. Figures in italics indicate the base number of FP17s or Patient Questionnaire responses are less than 100. N/A is shown where the base number of responses is less than 10 during the period. % is calculated as Quantity/Base number\*100

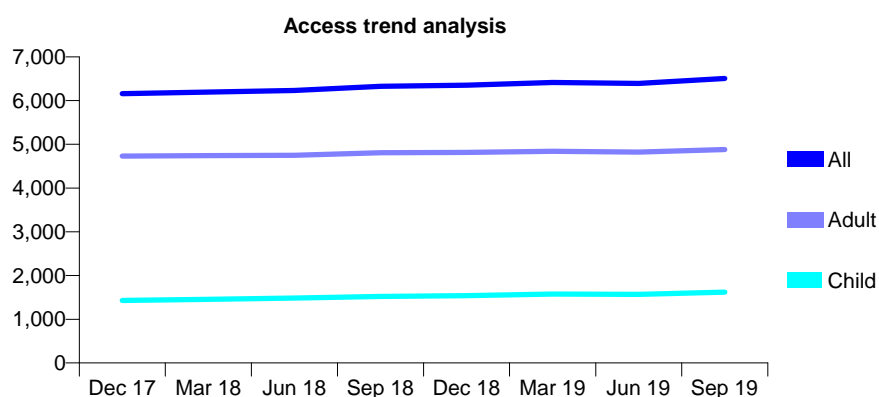
## Q50 - Vital Signs At a Glance Contract Report for 638536/0001 - September 2019

Name or company name	MR B WILSON
Contract type name	GDS Contract
Purpose of contract	General
Contract start date	01/04/2006
Contract end date	

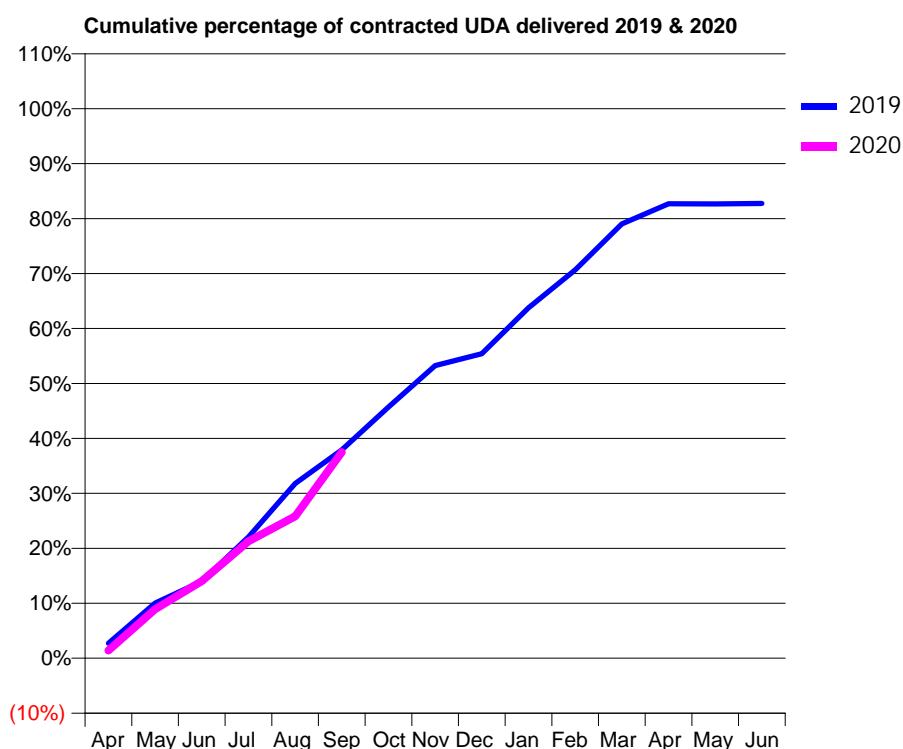
19/20 Contracted general activity (UDA)	27,839
Carry forward general activity (UDA)	0
19/20 Contracted orthodontic activity (UOA)	0
Carry forward orthodontic activity (UOA)	0
Baseline contract value	£600,062.23

### ACCESS\*

Patients seen in 24 months	Total	Change since previous quarter
Quarter ending September 2018	6,328	
Quarter ending December 2018	6,353	→
Quarter ending March 2019	6,415	→
Quarter ending June 2019	6,393	→
Quarter ending September 2019	6,504	→
<b>Variance since September 2018</b>	<b>2.8%</b>	<b>↑</b>



### ACTIVITY



Month	2019	2020
April	758	397
May	2,794	2,485
June	3,893	3,909
July	6,146	5,919
August	8,853	7,189
September	10,558	10,442
October	12,726	
November	14,826	
December	15,424	
January	17,753	
February	19,679	
March	22,000	
April	23,023	
May	23,013	
June	23,036	

### QUALITY

	Quantity	Base Number	Contract	AT	Region	England
% of FP17s for the same patient ID Re-attending within 3 months - Children	81	1,251	6.5%	9.3%	12.1%	11.5%
% of FP17s for the same patient ID Re-attending within 3 months - Adults	473	3,641	13.0%	12.3%	15.6%	15.4%
% of FP17s for the same patient ID Re-attending between 3 & 9 months - Children	807	1,251	64.5%	64.4%	61.2%	59.7%
% of FP17s for the same patient ID Re-attending between 3 & 9 months - Adults	2,395	3,641	65.8%	55.8%	54.3%	51.7%
% of FP17s for Band 1 Urgent Courses	154	4,416	3.5%	7.8%	9.1%	9.2%
% of FP17s Relating to Free Repair or Replacements	145	4,416	3.3%	0.9%	0.9%	0.7%
% of FP17s Relating to Continuations	40	4,416	0.9%	0.9%	1.0%	0.8%
% of Patients satisfied with the dentistry they have received	7	7	N/A	94.0%	94.4%	93.5%
% of Patients satisfied with the time they had to wait for an appointment	7	7	N/A	89.8%	88.1%	87.4%

\* This is based on patients treated on this contract for their most recent course of treatment.

Figures in italics indicate the base number of FP17s or Patient Questionnaire responses are less than 100. N/A is shown where the base number of responses is less than 10 during the period. % is calculated as Quantity/Base number\*100

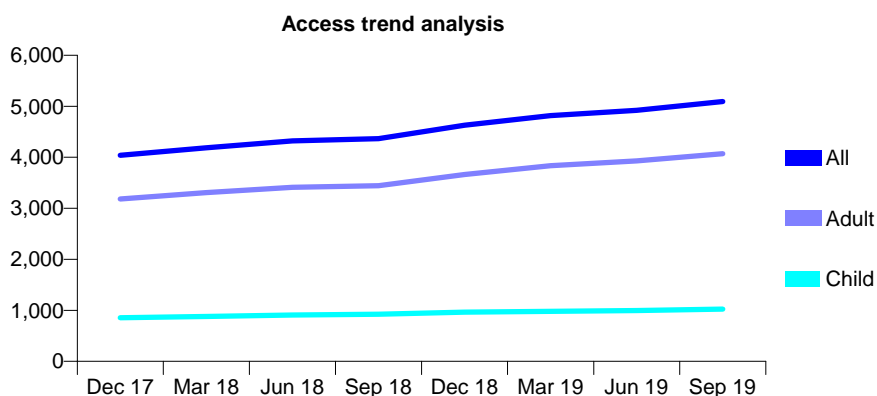
## Q50 - Vital Signs At a Glance Contract Report for 643173/0001 - September 2019

Name or company name	The White House Dental Practice
Contract type name	GDS Contract
Purpose of contract	General
Contract start date	01/04/2006
Contract end date	

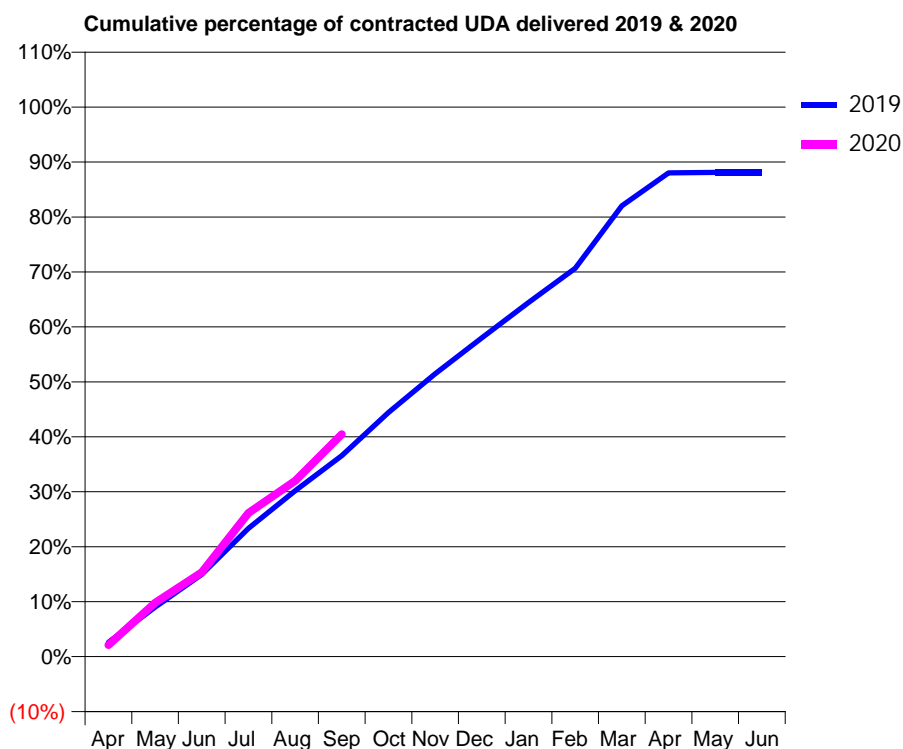
19/20 Contracted general activity (UDA)	19,500
Carry forward general activity (UDA)	0
19/20 Contracted orthodontic activity (UOA)	0
Carry forward orthodontic activity (UOA)	0
Baseline contract value	£675,497.10

### ACCESS\*

Patients seen in 24 months	Total	Change since previous quarter
Quarter ending September 2018	4,365	
Quarter ending December 2018	4,630	↑
Quarter ending March 2019	4,818	↑
Quarter ending June 2019	4,922	↑
Quarter ending September 2019	5,094	↑
<b>Variance since September 2018</b>	<b>16.7%</b>	<b>↑</b>



### ACTIVITY



Month	Adjusted Scheduled Activity (UDA)	
	2019	2020
April	507	414
May	1,756	1,909
June	2,915	2,990
July	4,551	5,099
August	5,887	6,240
September	7,130	7,890
October	8,663	
November	10,037	
December	11,314	
January	12,565	
February	13,778	
March	15,996	
April	17,166	
May	17,178	
June	17,178	

### QUALITY

	Quantity	Base Number	Contract	AT	Region	England
% of FP17s for the same patient ID Re-attending within 3 months - Children	39	692	5.6%	9.3%	12.1%	11.5%
% of FP17s for the same patient ID Re-attending within 3 months - Adults	398	2,703	14.7%	12.3%	15.6%	15.4%
% of FP17s for the same patient ID Re-attending between 3 & 9 months - Children	382	692	55.2%	64.4%	61.2%	59.7%
% of FP17s for the same patient ID Re-attending between 3 & 9 months - Adults	1,408	2,703	52.1%	55.8%	54.3%	51.7%
% of FP17s for Band 1 Urgent Courses	391	3,073	12.7%	7.8%	9.1%	9.2%
% of FP17s Relating to Free Repair or Replacements	37	3,073	1.2%	0.9%	0.9%	0.7%
% of FP17s Relating to Continuations	72	3,073	2.3%	0.9%	1.0%	0.8%
% of Patients satisfied with the dentistry they have received	3	3	N/A	94.0%	94.4%	93.5%
% of Patients satisfied with the time they had to wait for an appointment	3	3	N/A	89.8%	88.1%	87.4%

\* This is based on patients treated on this contract for their most recent course of treatment. Figures in italics indicate the base number of FP17s or Patient Questionnaire responses are less than 100. N/A is shown where the base number of responses is less than 10 during the period. % is calculated as Quantity/Base number\*100

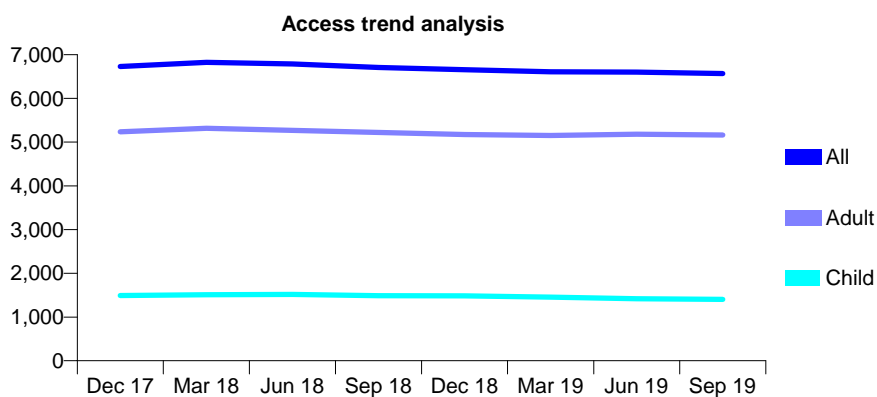
## Q50 - Vital Signs At a Glance Contract Report for 643181/0002 - September 2019

Name or company name	MR RP BERRY
Contract type name	GDS Contract
Purpose of contract	General
Contract start date	01/04/2006
Contract end date	

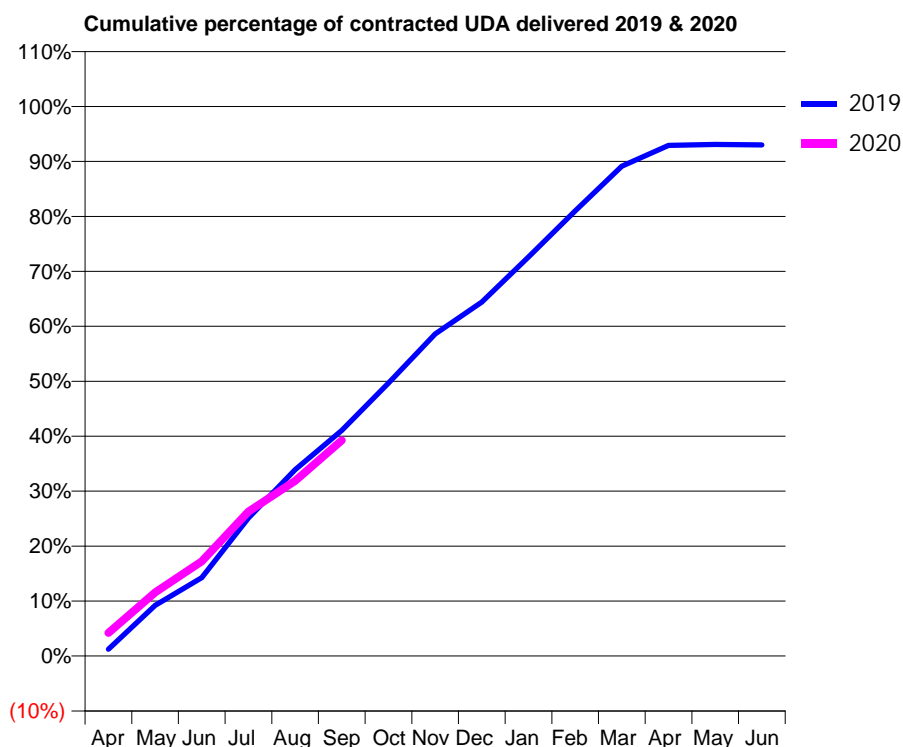
19/20 Contracted general activity (UDA)	17,500
Carry forward general activity (UDA)	0
19/20 Contracted orthodontic activity (UOA)	0
Carry forward orthodontic activity (UOA)	0
Baseline contract value	£539,586.98

### ACCESS\*

Patients seen in 24 months	Total	Change since previous quarter
Quarter ending September 2018	6,707	
Quarter ending December 2018	6,658	→
Quarter ending March 2019	6,609	→
Quarter ending June 2019	6,603	→
Quarter ending September 2019	6,568	→
<b>Variance since September 2018</b>	<b>(2.1%)</b>	<b>↓</b>



### ACTIVITY



Month	Adjusted Scheduled Activity (UDA)	
	2019	2020
April	220	735
May	1,614	2,028
June	2,494	3,015
July	4,397	4,600
August	5,936	5,576
September	7,183	6,870
October	8,691	
November	10,260	
December	11,271	
January	12,708	
February	14,177	
March	15,594	
April	16,259	
May	16,288	
June	16,274	

### QUALITY

	Quantity	Base Number	Contract	AT	Region	England
% of FP17s for the same patient ID Re-attending within 3 months - Children	53	1,034	5.1%	9.3%	12.1%	11.5%
% of FP17s for the same patient ID Re-attending within 3 months - Adults	583	3,809	15.3%	12.3%	15.6%	15.4%
% of FP17s for the same patient ID Re-attending between 3 & 9 months - Children	687	1,034	66.4%	64.4%	61.2%	59.7%
% of FP17s for the same patient ID Re-attending between 3 & 9 months - Adults	1,945	3,809	51.1%	55.8%	54.3%	51.7%
% of FP17s for Band 1 Urgent Courses	515	4,061	12.7%	7.8%	9.1%	9.2%
% of FP17s Relating to Free Repair or Replacements	59	4,061	1.5%	0.9%	0.9%	0.7%
% of FP17s Relating to Continuations	10	4,061	0.2%	0.9%	1.0%	0.8%
% of Patients satisfied with the dentistry they have received	4	4	N/A	94.0%	94.4%	93.5%
% of Patients satisfied with the time they had to wait for an appointment	4	4	N/A	89.8%	88.1%	87.4%

\* This is based on patients treated on this contract for their most recent course of treatment. Figures in italics indicate the base number of FP17s or Patient Questionnaire responses are less than 100. N/A is shown where the base number of responses is less than 10 during the period. % is calculated as Quantity/Base number\*100

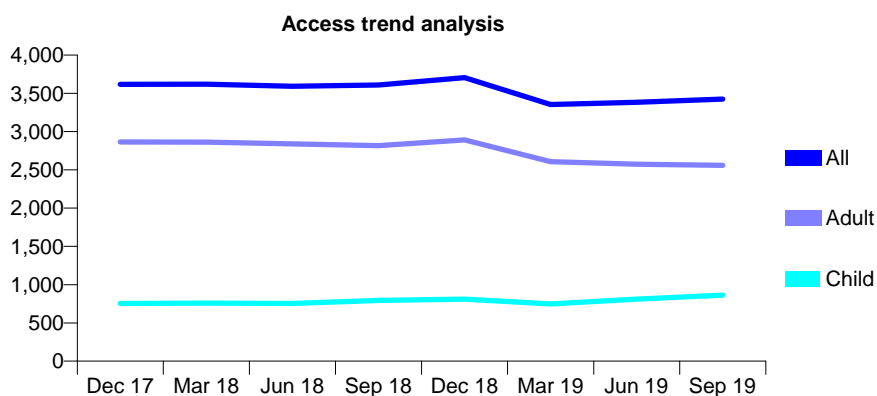
## Q50 - Vital Signs At a Glance Contract Report for 648647/0001 - September 2019

Name or company name	Dental Design Studio
Contract type name	GDS Contract
Purpose of contract	General
Contract start date	01/04/2006
Contract end date	

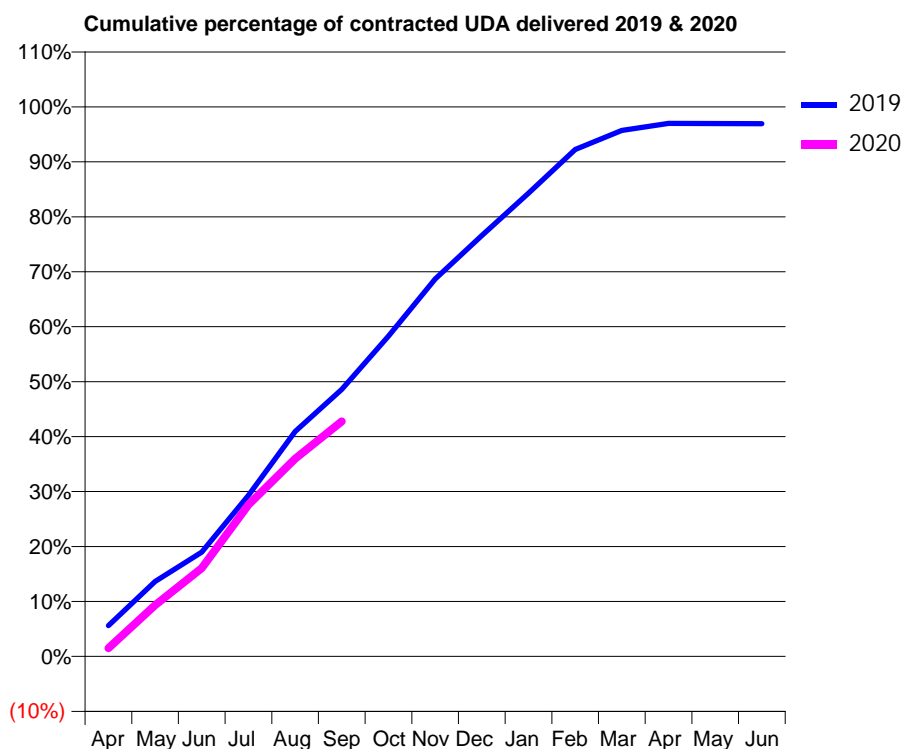
19/20 Contracted general activity (UDA)	8,752
Carry forward general activity (UDA)	269
19/20 Contracted orthodontic activity (UOA)	0
Carry forward orthodontic activity (UOA)	0
Baseline contract value	£278,852.21

### ACCESS\*

Patients seen in 24 months	Total	Change since previous quarter
Quarter ending September 2018	3,609	
Quarter ending December 2018	3,704	↑
Quarter ending March 2019	3,355	↓
Quarter ending June 2019	3,384	→
Quarter ending September 2019	3,424	→
<b>Variance since September 2018</b>	<b>(5.1%)</b>	<b>↓</b>



### ACTIVITY



Month	2019	2020
April	492	134
May	1,195	816
June	1,659	1,407
July	2,566	2,416
August	3,581	3,150
September	4,252	3,744
October	5,103	
November	6,011	
December	6,701	
January	7,377	
February	8,073	
March	8,375	
April	8,488	
May	8,485	
June	8,483	

### QUALITY

	Quantity	Base Number	Contract	AT	Region	England
% of FP17s for the same patient ID Re-attending within 3 months - Children	18	719	2.5%	9.3%	12.1%	11.5%
% of FP17s for the same patient ID Re-attending within 3 months - Adults	82	1,635	5.0%	12.3%	15.6%	15.4%
% of FP17s for the same patient ID Re-attending between 3 & 9 months - Children	449	719	62.4%	64.4%	61.2%	59.7%
% of FP17s for the same patient ID Re-attending between 3 & 9 months - Adults	478	1,635	29.2%	55.8%	54.3%	51.7%
% of FP17s for Band 1 Urgent Courses	107	2,302	4.6%	7.8%	9.1%	9.2%
% of FP17s Relating to Free Repair or Replacements	19	2,302	0.8%	0.9%	0.9%	0.7%
% of FP17s Relating to Continuations	2	2,302	0.1%	0.9%	1.0%	0.8%
% of Patients satisfied with the dentistry they have received	2	2	N/A	94.0%	94.4%	93.5%
% of Patients satisfied with the time they had to wait for an appointment	2	2	N/A	89.8%	88.1%	87.4%

\* This is based on patients treated on this contract for their most recent course of treatment. Figures in italics indicate the base number of FP17s or Patient Questionnaire responses are less than 100. N/A is shown where the base number of responses is less than 10 during the period. % is calculated as Quantity/Base number\*100

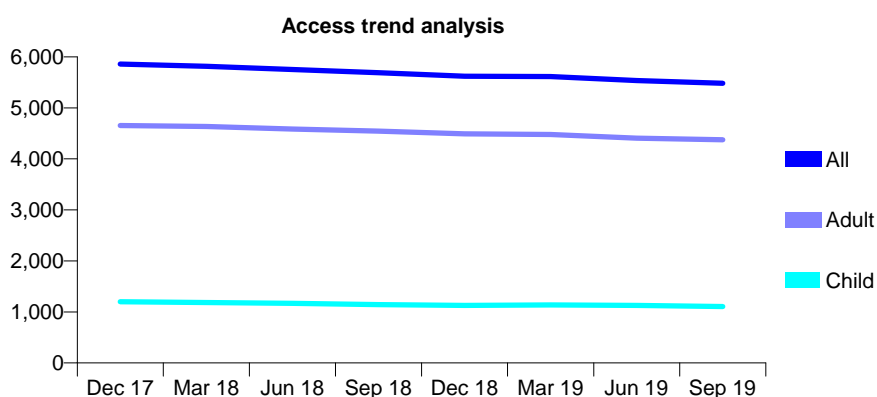
## Q50 - Vital Signs At a Glance Contract Report for 651311/0001 - September 2019

Name or company name	Archway Dental Practice
Contract type name	GDS Contract
Purpose of contract	General
Contract start date	01/04/2006
Contract end date	

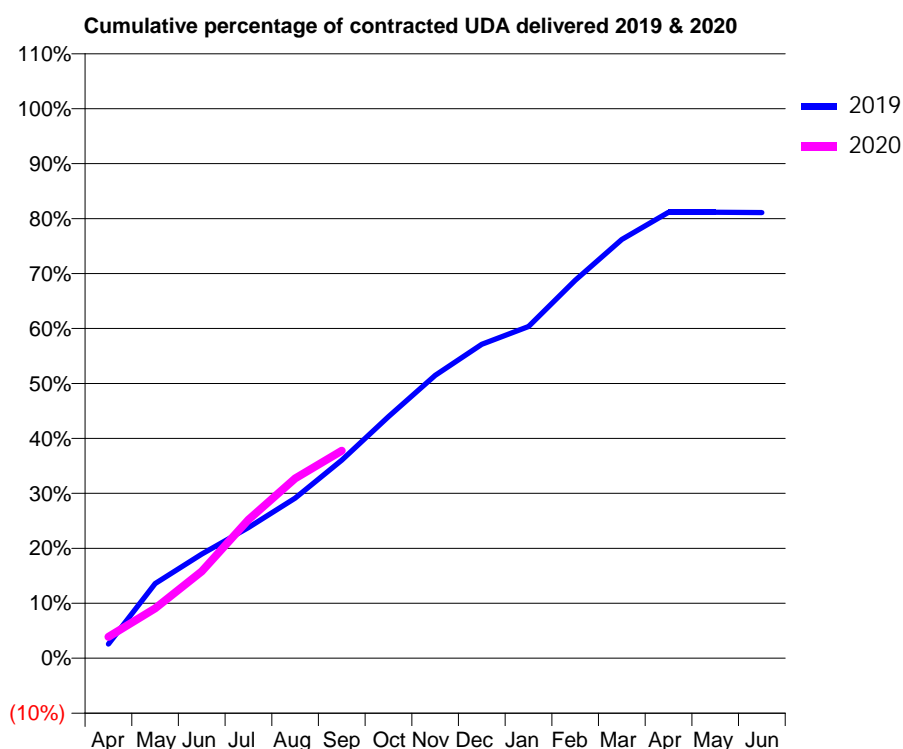
19/20 Contracted general activity (UDA)	14,800
Carry forward general activity (UDA)	0
19/20 Contracted orthodontic activity (UOA)	0
Carry forward orthodontic activity (UOA)	0
Baseline contract value	£354,375.56

### ACCESS\*

Patients seen in 24 months	Total	Change since previous quarter
Quarter ending September 2018	5,690	
Quarter ending December 2018	5,619	↓
Quarter ending March 2019	5,615	→
Quarter ending June 2019	5,535	↓
Quarter ending September 2019	5,481	→
<b>Variance since September 2018</b>	<b>(3.7%)</b>	<b>↓</b>



### ACTIVITY



Month	2019	2020
April	384	575
May	2,015	1,346
June	2,804	2,341
July	3,520	3,728
August	4,311	4,843
September	5,335	5,589
October	6,506	
November	7,620	
December	8,457	
January	8,935	
February	10,177	
March	11,280	
April	12,007	
May	12,008	
June	12,003	

### QUALITY

	Quantity	Base Number	Contract	AT	Region	England
% of FP17s for the same patient ID Re-attending within 3 months - Children	61	922	6.6%	9.3%	12.1%	11.5%
% of FP17s for the same patient ID Re-attending within 3 months - Adults	338	3,168	10.7%	12.3%	15.6%	15.4%
% of FP17s for the same patient ID Re-attending between 3 & 9 months - Children	574	922	62.3%	64.4%	61.2%	59.7%
% of FP17s for the same patient ID Re-attending between 3 & 9 months - Adults	1,666	3,168	52.6%	55.8%	54.3%	51.7%
% of FP17s for Band 1 Urgent Courses	105	3,158	3.3%	7.8%	9.1%	9.2%
% of FP17s Relating to Free Repair or Replacements	9	3,158	0.3%	0.9%	0.9%	0.7%
% of FP17s Relating to Continuations	12	3,158	0.4%	0.9%	1.0%	0.8%
% of Patients satisfied with the dentistry they have received	13	13	100.0%	94.0%	94.4%	93.5%
% of Patients satisfied with the time they had to wait for an appointment	13	13	100.0%	89.8%	88.1%	87.4%

\* This is based on patients treated on this contract for their most recent course of treatment.

Figures in italics indicate the base number of FP17s or Patient Questionnaire responses are less than 100. N/A is shown where the base number of responses is less than 10 during the period. % is calculated as Quantity/Base number\*100

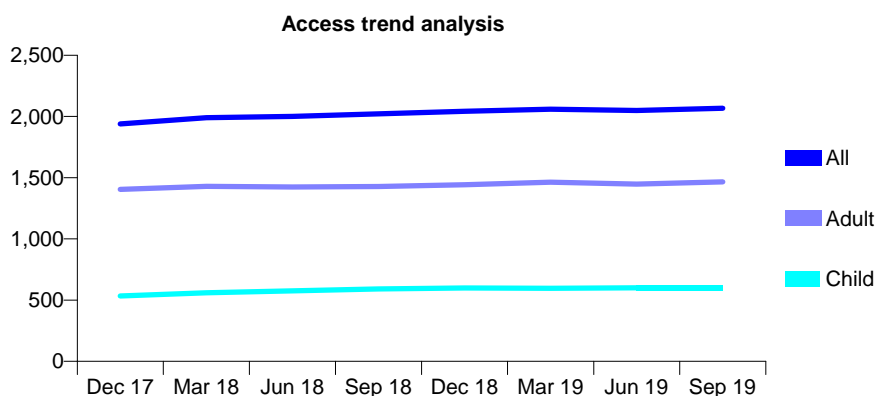
## Q50 - Vital Signs At a Glance Contract Report for 651788/0001 - September 2019

Name or company name	MR A MOHAGH
Contract type name	GDS Contract
Purpose of contract	General
Contract start date	01/04/2006
Contract end date	

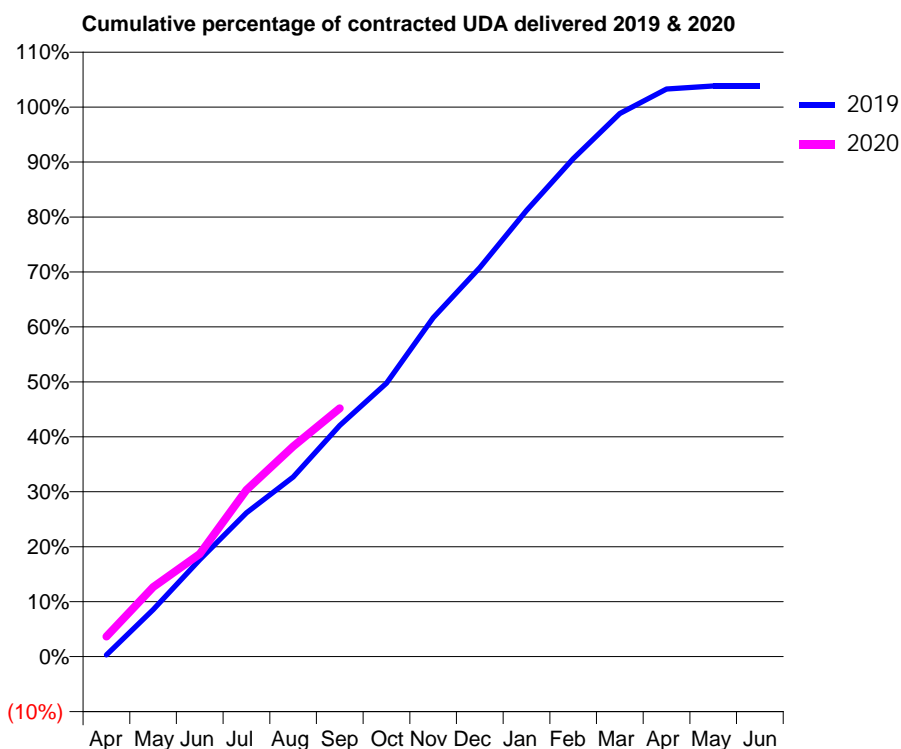
19/20 Contracted general activity (UDA)	5,051
Carry forward general activity (UDA)	-101
19/20 Contracted orthodontic activity (UOA)	0
Carry forward orthodontic activity (UOA)	0
Baseline contract value	£132,604.66

### ACCESS\*

Patients seen in 24 months	Total	Change since previous quarter
Quarter ending September 2018	2,021	
Quarter ending December 2018	2,043	→
Quarter ending March 2019	2,059	→
Quarter ending June 2019	2,049	→
Quarter ending September 2019	2,067	→
<b>Variance since September 2018</b>	<b>2.3%</b>	<b>↑</b>



### ACTIVITY



Month	Adjusted Scheduled Activity (UDA)	
	2019	2020
April	15	184
May	432	639
June	890	943
July	1,322	1,532
August	1,652	1,932
September	2,124	2,283
October	2,514	
November	3,115	
December	3,574	
January	4,101	
February	4,577	
March	4,992	
April	5,217	
May	5,245	
June	5,245	

### QUALITY

	Quantity	Base Number	Contract	AT	Region	England
% of FP17s for the same patient ID Re-attending within 3 months - Children	49	439	11.2%	9.3%	12.1%	11.5%
% of FP17s for the same patient ID Re-attending within 3 months - Adults	74	781	9.5%	12.3%	15.6%	15.4%
% of FP17s for the same patient ID Re-attending between 3 & 9 months - Children	254	439	57.9%	64.4%	61.2%	59.7%
% of FP17s for the same patient ID Re-attending between 3 & 9 months - Adults	287	781	36.7%	55.8%	54.3%	51.7%
% of FP17s for Band 1 Urgent Courses	149	1,093	13.6%	7.8%	9.1%	9.2%
% of FP17s Relating to Free Repair or Replacements	0	1,093	0.0%	0.9%	0.9%	0.7%
% of FP17s Relating to Continuations	0	1,093	0.0%	0.9%	1.0%	0.8%
% of Patients satisfied with the dentistry they have received	10	11	90.9%	94.0%	94.4%	93.5%
% of Patients satisfied with the time they had to wait for an appointment	9	11	81.8%	89.8%	88.1%	87.4%

\* This is based on patients treated on this contract for their most recent course of treatment. Figures in italics indicate the base number of FP17s or Patient Questionnaire responses are less than 100. N/A is shown where the base number of responses is less than 10 during the period. % is calculated as Quantity/Base number\*100

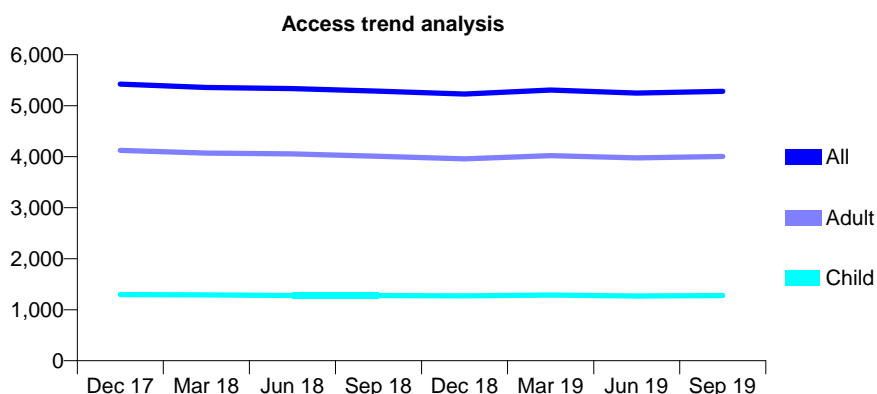
## Q50 - Vital Signs At a Glance Contract Report for 678473/0001 - September 2019

Name or company name	MR TJ SPENCE
Contract type name	GDS Contract
Purpose of contract	General
Contract start date	01/04/2006
Contract end date	

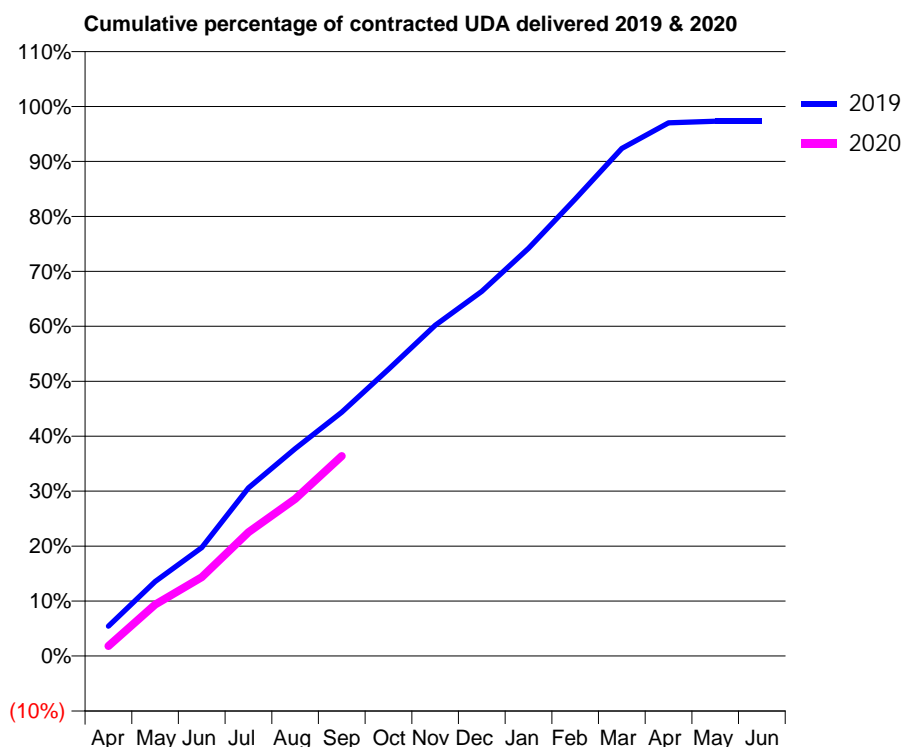
19/20 Contracted general activity (UDA)	16,050
Carry forward general activity (UDA)	433
19/20 Contracted orthodontic activity (UOA)	0
Carry forward orthodontic activity (UOA)	0
Baseline contract value	£462,079.38

### ACCESS\*

Patients seen in 24 months	Total	Change since previous quarter
Quarter ending September 2018	5,286	
Quarter ending December 2018	5,228	↓
Quarter ending March 2019	5,307	→
Quarter ending June 2019	5,245	↓
Quarter ending September 2019	5,283	→
<b>Variance since September 2018</b>	<b>(0.1%)</b>	<b>→</b>



### ACTIVITY



Month	Adjusted Scheduled Activity (UDA)	
	2019	2020
April	869	296
May	2,173	1,505
June	3,167	2,304
July	4,909	3,617
August	6,055	4,591
September	7,122	5,839
October	8,377	
November	9,660	
December	10,649	
January	11,909	
February	13,347	
March	14,826	
April	15,568	
May	15,616	
June	15,617	

### QUALITY

	Quantity	Base Number	Contract	AT	Region	England
% of FP17s for the same patient ID Re-attending within 3 months - Children	56	1,033	5.4%	9.3%	12.1%	11.5%
% of FP17s for the same patient ID Re-attending within 3 months - Adults	329	3,100	10.6%	12.3%	15.6%	15.4%
% of FP17s for the same patient ID Re-attending between 3 & 9 months - Children	769	1,033	74.4%	64.4%	61.2%	59.7%
% of FP17s for the same patient ID Re-attending between 3 & 9 months - Adults	2,204	3,100	71.1%	55.8%	54.3%	51.7%
% of FP17s for Band 1 Urgent Courses	176	3,749	4.7%	7.8%	9.1%	9.2%
% of FP17s Relating to Free Repair or Replacements	57	3,749	1.5%	0.9%	0.9%	0.7%
% of FP17s Relating to Continuations	43	3,749	1.1%	0.9%	1.0%	0.8%
% of Patients satisfied with the dentistry they have received	1	1	N/A	94.0%	94.4%	93.5%
% of Patients satisfied with the time they had to wait for an appointment	1	1	N/A	89.8%	88.1%	87.4%

\* This is based on patients treated on this contract for their most recent course of treatment. Figures in italics indicate the base number of FP17s or Patient Questionnaire responses are less than 100. N/A is shown where the base number of responses is less than 10 during the period. % is calculated as Quantity/Base number\*100



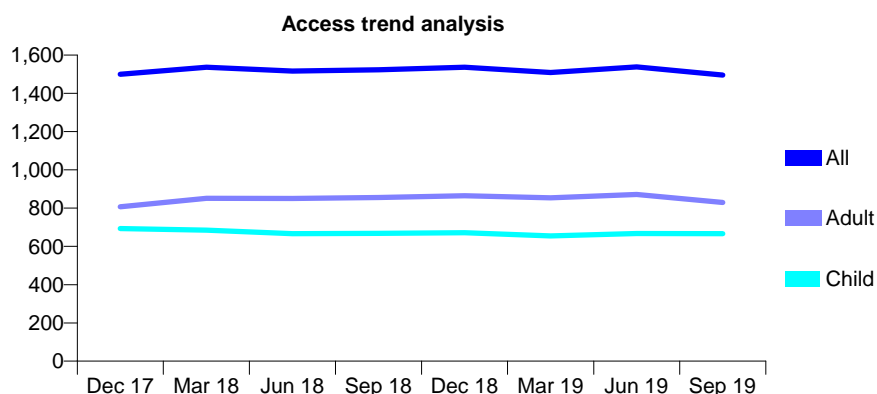
## Q50 - Vital Signs At a Glance Contract Report for 678473/0002 - September 2019

Name or company name	MR TJ SPENCE
Contract type name	GDS Contract
Purpose of contract	General
Contract start date	01/04/2006
Contract end date	

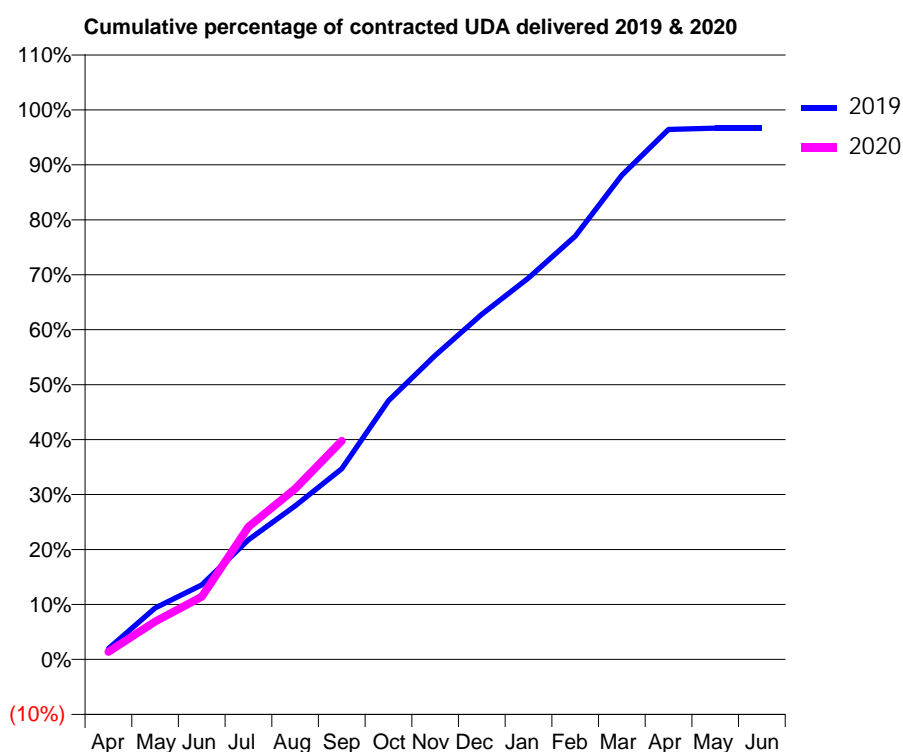
19/20 Contracted general activity (UDA)	3,787
Carry forward general activity (UDA)	126
19/20 Contracted orthodontic activity (UOA)	0
Carry forward orthodontic activity (UOA)	0
Baseline contract value	£100,865.40

### ACCESS\*

Patients seen in 24 months	Total	Change since previous quarter
Quarter ending September 2018	1,523	
Quarter ending December 2018	1,536	→
Quarter ending March 2019	1,509	↓
Quarter ending June 2019	1,538	→
Quarter ending September 2019	1,495	↓
<b>Variance since September 2018</b>	<b>(1.8%)</b>	<b>↓</b>



### ACTIVITY



Month	2019	2020
April	75	53
May	354	262
June	513	432
July	825	914
August	1,058	1,176
September	1,315	1,506
October	1,783	
November	2,095	
December	2,378	
January	2,629	
February	2,917	
March	3,336	
April	3,652	
May	3,661	
June	3,661	

### QUALITY

	Quantity	Base Number	Contract	AT	Region	England
% of FP17s for the same patient ID Re-attending within 3 months - Children	34	566	6.0%	9.3%	12.1%	11.5%
% of FP17s for the same patient ID Re-attending within 3 months - Adults	36	559	6.4%	12.3%	15.6%	15.4%
% of FP17s for the same patient ID Re-attending between 3 & 9 months - Children	378	566	66.8%	64.4%	61.2%	59.7%
% of FP17s for the same patient ID Re-attending between 3 & 9 months - Adults	357	559	63.9%	55.8%	54.3%	51.7%
% of FP17s for Band 1 Urgent Courses	18	999	1.8%	7.8%	9.1%	9.2%
% of FP17s Relating to Free Repair or Replacements	7	999	0.7%	0.9%	0.9%	0.7%
% of FP17s Relating to Continuations	4	999	0.4%	0.9%	1.0%	0.8%
% of Patients satisfied with the dentistry they have received	0	0	N/A	94.0%	94.4%	93.5%
% of Patients satisfied with the time they had to wait for an appointment	0	0	N/A	89.8%	88.1%	87.4%

\* This is based on patients treated on this contract for their most recent course of treatment. Figures in italics indicate the base number of FP17s or Patient Questionnaire responses are less than 100. N/A is shown where the base number of responses is less than 10 during the period. % is calculated as Quantity/Base number\*100

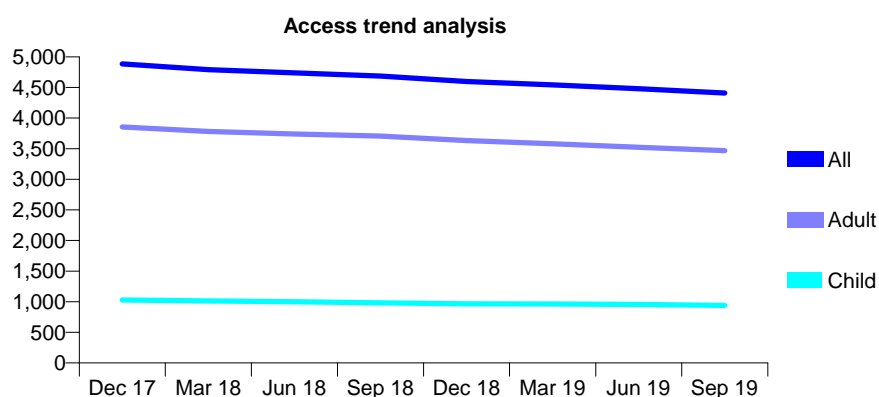
## Q50 - Vital Signs At a Glance Contract Report for 682985/0001 - September 2019

Name or company name	MRS ZR BURNS
Contract type name	GDS Contract
Purpose of contract	General
Contract start date	01/04/2015
Contract end date	

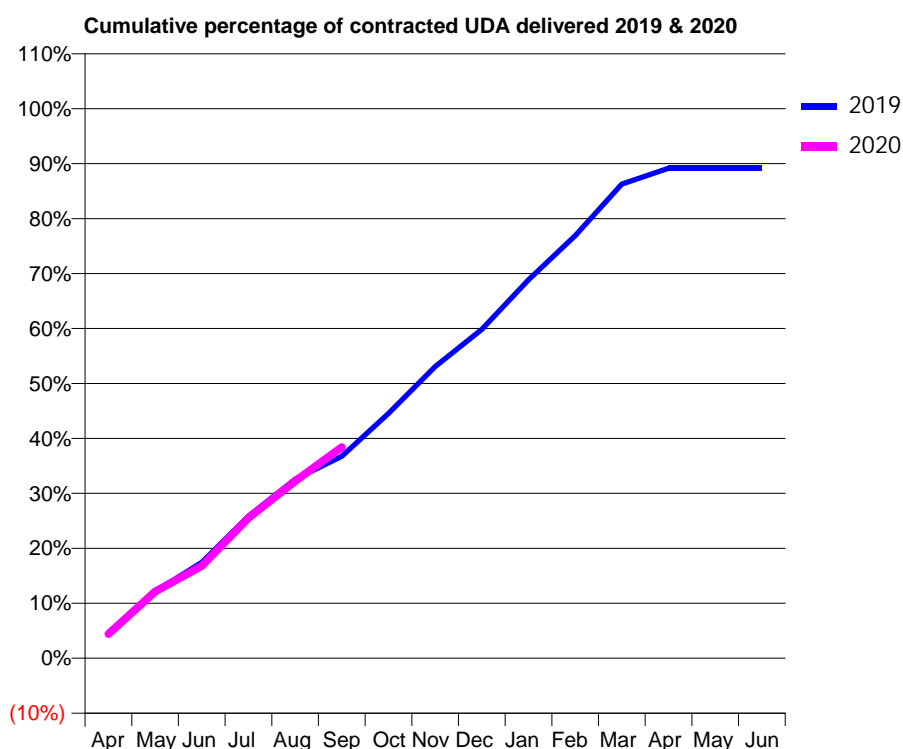
19/20 Contracted general activity (UDA)	16,157
Carry forward general activity (UDA)	0
19/20 Contracted orthodontic activity (UOA)	0
Carry forward orthodontic activity (UOA)	0
Baseline contract value	£390,597.04

### ACCESS\*

Patients seen in 24 months	Total	Change since previous quarter
Quarter ending September 2018	4,688	
Quarter ending December 2018	4,599	↓
Quarter ending March 2019	4,544	↓
Quarter ending June 2019	4,480	↓
Quarter ending September 2019	4,408	↓
<b>Variance since September 2018</b>	<b>(6.0%)</b>	<b>↓</b>



### ACTIVITY



Month	2019	2020
April	739	717
May	1,967	1,960
June	2,816	2,715
July	4,176	4,121
August	5,265	5,205
September	5,933	6,205
October	7,197	
November	8,577	
December	9,665	
January	11,126	
February	12,424	
March	13,940	
April	14,407	
May	14,408	
June	14,408	

### QUALITY

	Quantity	Base Number	Contract	AT	Region	England
% of FP17s for the same patient ID Re-attending within 3 months - Children	58	784	7.4%	9.3%	12.1%	11.5%
% of FP17s for the same patient ID Re-attending within 3 months - Adults	310	2,479	12.5%	12.3%	15.6%	15.4%
% of FP17s for the same patient ID Re-attending between 3 & 9 months - Children	567	784	72.3%	64.4%	61.2%	59.7%
% of FP17s for the same patient ID Re-attending between 3 & 9 months - Adults	1,713	2,479	69.1%	55.8%	54.3%	51.7%
% of FP17s for Band 1 Urgent Courses	123	3,056	4.0%	7.8%	9.1%	9.2%
% of FP17s Relating to Free Repair or Replacements	25	3,056	0.8%	0.9%	0.9%	0.7%
% of FP17s Relating to Continuations	33	3,056	1.1%	0.9%	1.0%	0.8%
% of Patients satisfied with the dentistry they have received	3	3	N/A	94.0%	94.4%	93.5%
% of Patients satisfied with the time they had to wait for an appointment	3	3	N/A	89.8%	88.1%	87.4%

\* This is based on patients treated on this contract for their most recent course of treatment.

Figures in italics indicate the base number of FP17s or Patient Questionnaire responses are less than 100. N/A is shown where the base number of responses is less than 10 during the period. % is calculated as Quantity/Base number\*100

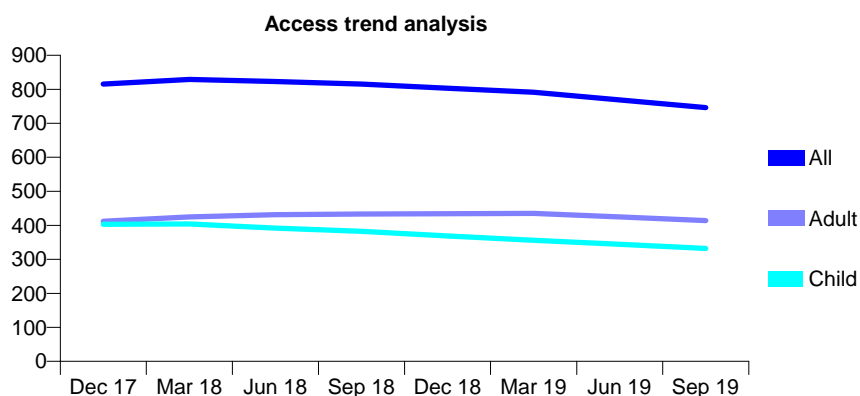
## Q50 - Vital Signs At a Glance Contract Report for 706523/0001 - September 2019

Name or company name	Market Place Dentistry
Contract type name	GDS Contract
Purpose of contract	General
Contract start date	01/04/2014
Contract end date	

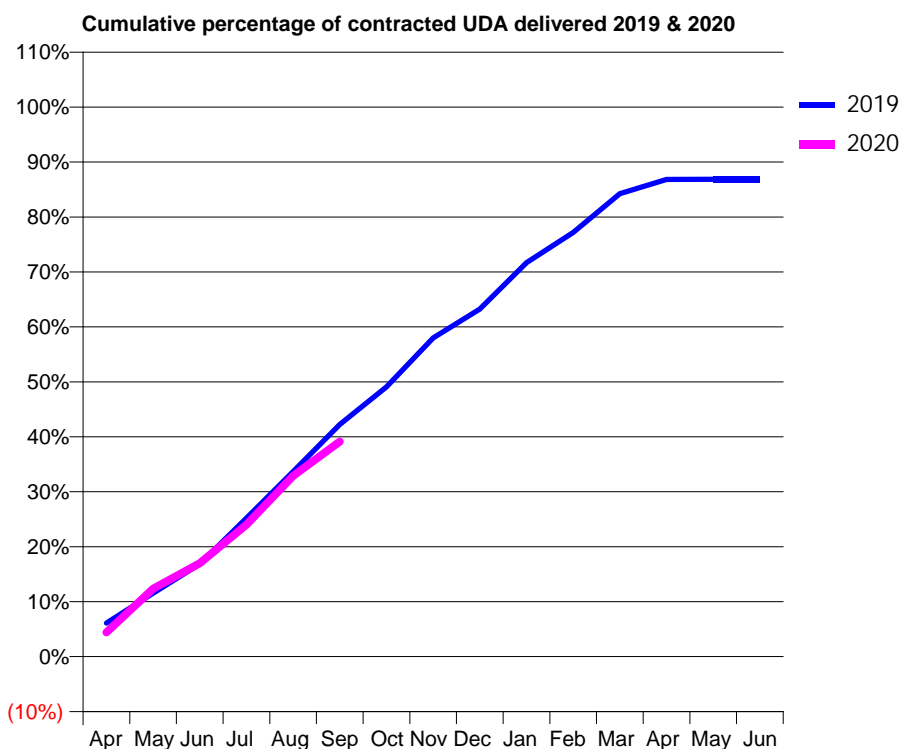
19/20 Contracted general activity (UDA)	1,990
Carry forward general activity (UDA)	0
19/20 Contracted orthodontic activity (UOA)	0
Carry forward orthodontic activity (UOA)	0
Baseline contract value	£56,986.63

### ACCESS\*

Patients seen in 24 months	Total	Change since previous quarter
Quarter ending September 2018	815	
Quarter ending December 2018	803	↓
Quarter ending March 2019	791	↓
Quarter ending June 2019	769	↓
Quarter ending September 2019	746	↓
<b>Variance since September 2018</b>	<b>(8.5%)</b>	<b>↓</b>



### ACTIVITY



Month	Adjusted Scheduled Activity (UDA)	
	2019	2020
April	121	88
May	230	246
June	335	338
July	502	478
August	670	654
September	841	779
October	977	
November	1,154	
December	1,258	
January	1,426	
February	1,536	
March	1,677	
April	1,728	
May	1,729	
June	1,729	

### QUALITY

	Quantity	Base Number	Contract	AT	Region	England
% of FP17s for the same patient ID Re-attending within 3 months - Children	16	293	5.5%	9.3%	12.1%	11.5%
% of FP17s for the same patient ID Re-attending within 3 months - Adults	34	255	13.3%	12.3%	15.6%	15.4%
% of FP17s for the same patient ID Re-attending between 3 & 9 months - Children	227	293	77.5%	64.4%	61.2%	59.7%
% of FP17s for the same patient ID Re-attending between 3 & 9 months - Adults	153	255	60.0%	55.8%	54.3%	51.7%
% of FP17s for Band 1 Urgent Courses	13	516	2.5%	7.8%	9.1%	9.2%
% of FP17s Relating to Free Repair or Replacements	2	516	0.4%	0.9%	0.9%	0.7%
% of FP17s Relating to Continuations	11	516	2.1%	0.9%	1.0%	0.8%
% of Patients satisfied with the dentistry they have received	0	0	N/A	94.0%	94.4%	93.5%
% of Patients satisfied with the time they had to wait for an appointment	0	0	N/A	89.8%	88.1%	87.4%

\* This is based on patients treated on this contract for their most recent course of treatment. Figures in italics indicate the base number of FP17s or Patient Questionnaire responses are less than 100. N/A is shown where the base number of responses is less than 10 during the period. % is calculated as Quantity/Base number\*100

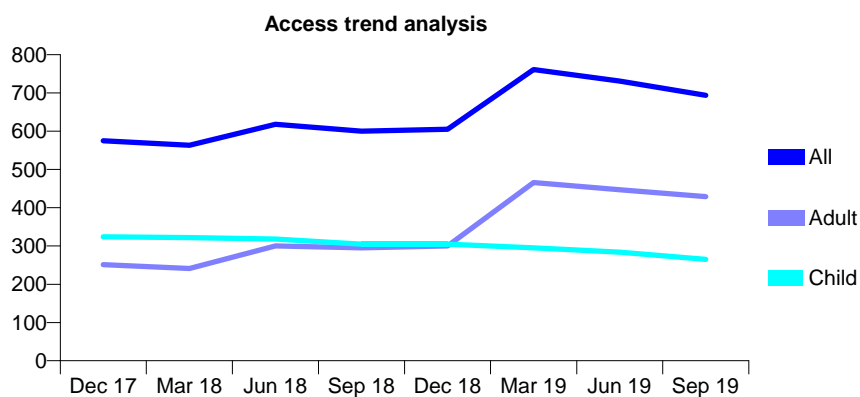
## Q50 - Vital Signs At a Glance Contract Report for 725153/0002 - September 2019

Name or company name	MR DC GILKESON
Contract type name	GDS Contract
Purpose of contract	General
Contract start date	23/12/2012
Contract end date	

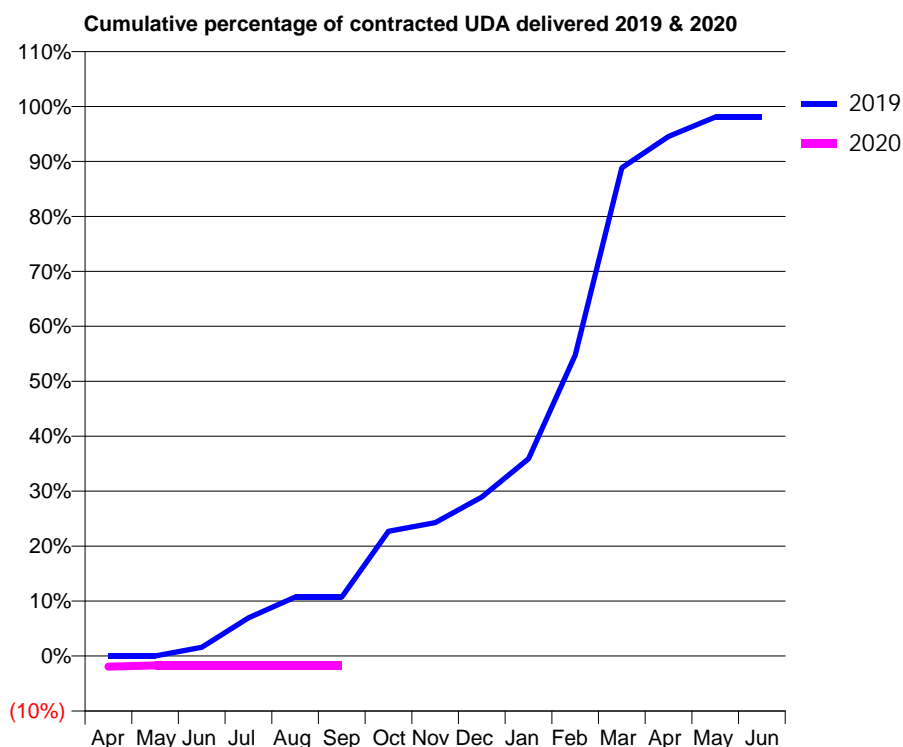
19/20 Contracted general activity (UDA)	1,390
Carry forward general activity (UDA)	27
19/20 Contracted orthodontic activity (UOA)	0
Carry forward orthodontic activity (UOA)	0
Baseline contract value	£42,811.42

### ACCESS\*

Patients seen in 24 months	Total	Change since previous quarter
Quarter ending September 2018	600	
Quarter ending December 2018	605	→
Quarter ending March 2019	761	↑
Quarter ending June 2019	731	↓
Quarter ending September 2019	694	↓
<b>Variance since September 2018</b>	<b>15.7%</b>	<b>↑</b>



### ACTIVITY



Month	Adjusted Scheduled Activity (UDA)	
	2019	2020
April	0	-27
May	0	-24
June	22	-24
July	97	-24
August	149	-24
September	149	-24
October	316	
November	338	
December	402	
January	499	
February	761	
March	1,235	
April	1,314	
May	1,363	
June	1,363	

### QUALITY

	Quantity	Base Number	Contract	AT	Region	England
% of FP17s for the same patient ID Re-attending within 3 months - Children	1	14	7.1%	9.3%	12.1%	11.5%
% of FP17s for the same patient ID Re-attending within 3 months - Adults	2	38	5.3%	12.3%	15.6%	15.4%
% of FP17s for the same patient ID Re-attending between 3 & 9 months - Children	7	14	50.0%	64.4%	61.2%	59.7%
% of FP17s for the same patient ID Re-attending between 3 & 9 months - Adults	5	38	13.2%	55.8%	54.3%	51.7%
% of FP17s for Band 1 Urgent Courses	0	1	0.0%	7.8%	9.1%	9.2%
% of FP17s Relating to Free Repair or Replacements	0	1	0.0%	0.9%	0.9%	0.7%
% of FP17s Relating to Continuations	0	1	0.0%	0.9%	1.0%	0.8%
% of Patients satisfied with the dentistry they have received	0	0	N/A	94.0%	94.4%	93.5%
% of Patients satisfied with the time they had to wait for an appointment	0	0	N/A	89.8%	88.1%	87.4%

\* This is based on patients treated on this contract for their most recent course of treatment. Figures in italics indicate the base number of FP17s or Patient Questionnaire responses are less than 100. N/A is shown where the base number of responses is less than 10 during the period. % is calculated as Quantity/Base number\*100

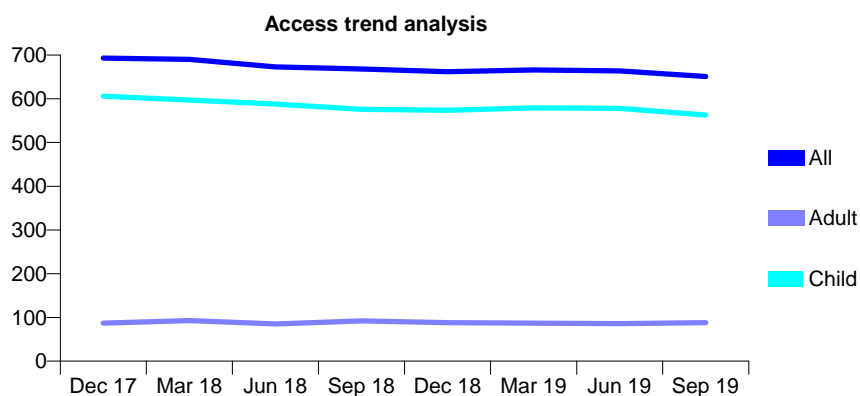
## Q50 - Vital Signs At a Glance Contract Report for 732974/0001 - September 2019

Name or company name	MR IJ AUCKLAND
Contract type name	GDS Contract
Purpose of contract	General and Orthodontic
Contract start date	01/04/2006
Contract end date	

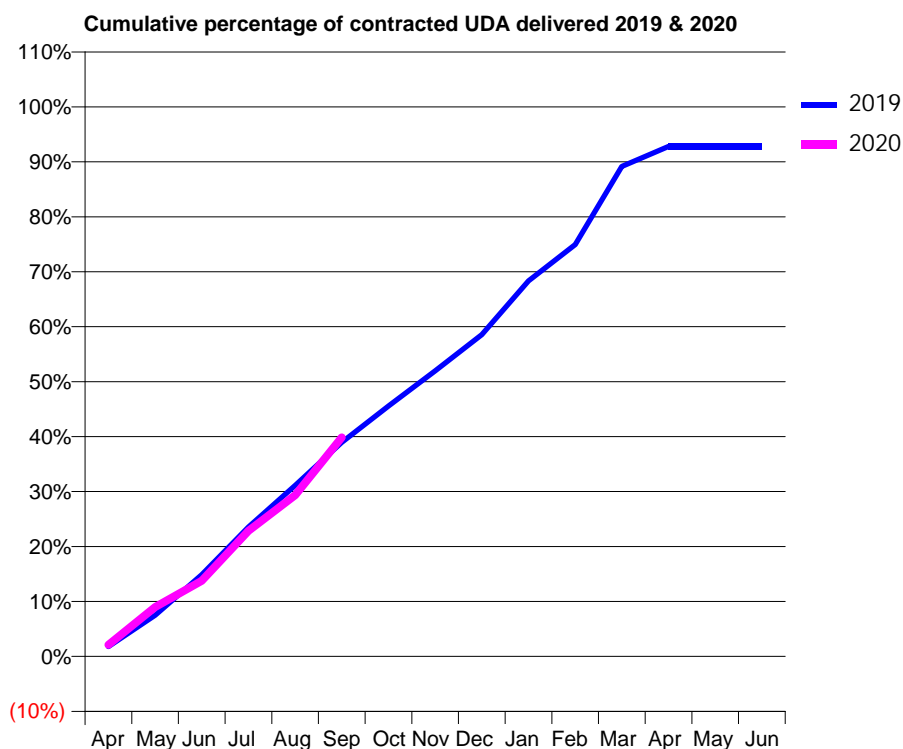
19/20 Contracted general activity (UDA)	1,332
Carry forward general activity (UDA)	0
19/20 Contracted orthodontic activity (UOA)	815
Carry forward orthodontic activity (UOA)	-16
Baseline contract value	£109,305.49

### ACCESS\*

Patients seen in 24 months	Total	Change since previous quarter
Quarter ending September 2018	668	
Quarter ending December 2018	662	→
Quarter ending March 2019	666	→
Quarter ending June 2019	664	→
Quarter ending September 2019	651	↓
<b>Variance since September 2018</b>	<b>(2.5%)</b>	<b>↓</b>



### ACTIVITY



Month	2019	2020
April	24	28
May	100	120
June	198	183
July	314	304
August	415	391
September	519	531
October	607	
November	692	
December	780	
January	910	
February	998	
March	1,188	
April	1,236	
May	1,236	
June	1,236	

### QUALITY

	Quantity	Base Number	Contract	AT	Region	England
% of FP17s for the same patient ID Re-attending within 3 months - Children	47	527	8.9%	9.3%	12.1%	11.5%
% of FP17s for the same patient ID Re-attending within 3 months - Adults	1	22	4.5%	12.3%	15.6%	15.4%
% of FP17s for the same patient ID Re-attending between 3 & 9 months - Children	353	527	67.0%	64.4%	61.2%	59.7%
% of FP17s for the same patient ID Re-attending between 3 & 9 months - Adults	15	22	68.2%	55.8%	54.3%	51.7%
% of FP17s for Band 1 Urgent Courses	19	409	4.6%	7.8%	9.1%	9.2%
% of FP17s Relating to Free Repair or Replacements	0	409	0.0%	0.9%	0.9%	0.7%
% of FP17s Relating to Continuations	0	409	0.0%	0.9%	1.0%	0.8%
% of Patients satisfied with the dentistry they have received	1	1	N/A	94.0%	94.4%	93.5%
% of Patients satisfied with the time they had to wait for an appointment	1	1	N/A	89.8%	88.1%	87.4%

\* This is based on patients treated on this contract for their most recent course of treatment. Figures in italics indicate the base number of FP17s or Patient Questionnaire responses are less than 100. N/A is shown where the base number of responses is less than 10 during the period. % is calculated as Quantity/Base number\*100

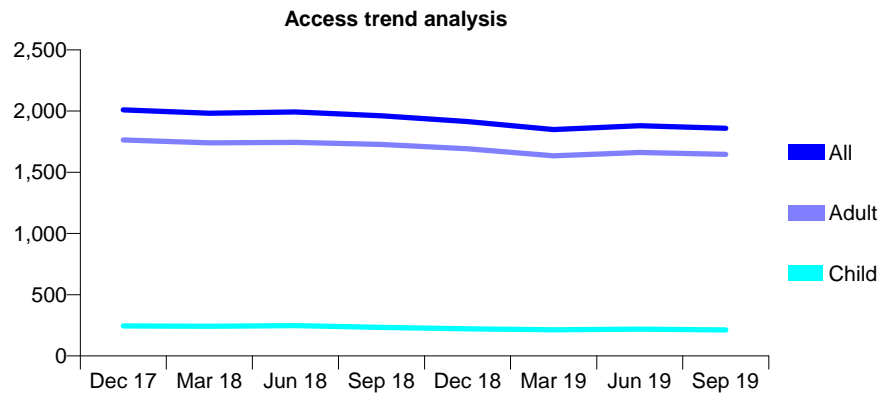
## Q50 - Vital Signs At a Glance Contract Report for 736449/0001 - September 2019

Name or company name	MR N SINCLAIR
Contract type name	GDS Contract
Purpose of contract	General
Contract start date	01/04/2006
Contract end date	

19/20 Contracted general activity (UDA)	9,815
Carry forward general activity (UDA)	0
19/20 Contracted orthodontic activity (UOA)	0
Carry forward orthodontic activity (UOA)	0
Baseline contract value	£230,848.85

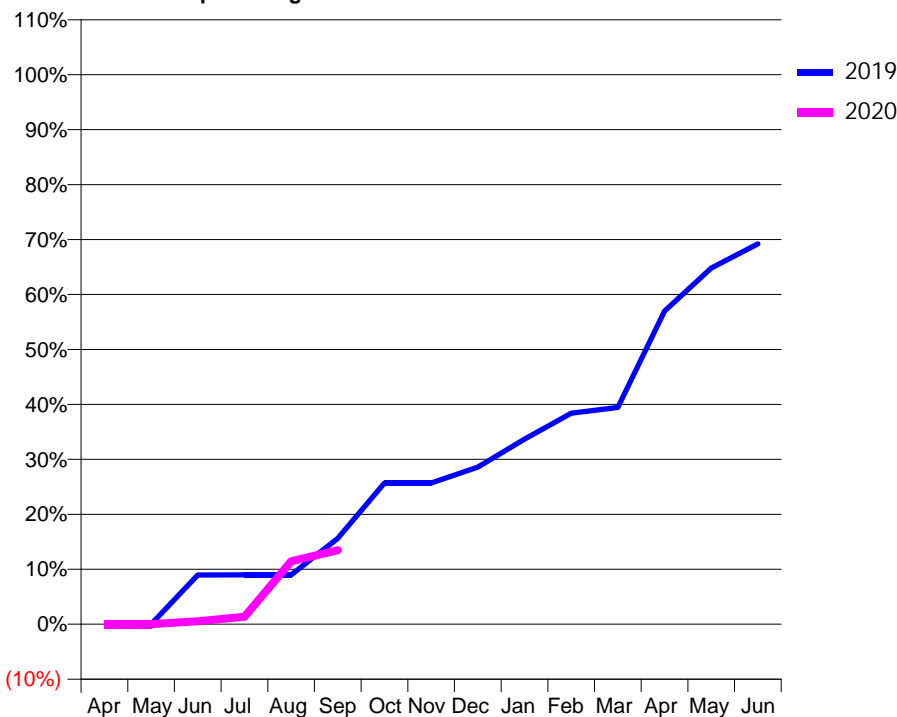
### ACCESS\*

Patients seen in 24 months	Total	Change since previous quarter
Quarter ending September 2018	1,961	
Quarter ending December 2018	1,914	↓
Quarter ending March 2019	1,849	↓
Quarter ending June 2019	1,881	→
Quarter ending September 2019	1,860	↓
<b>Variance since September 2018</b>	<b>(5.2%)</b>	<b>↓</b>



### ACTIVITY

Cumulative percentage of contracted UDA delivered 2019 & 2020



Month	Adjusted Scheduled Activity (UDA)	
	2019	2020
April	0	0
May	1	2
June	880	54
July	882	134
August	882	1,125
September	1,534	1,324
October	2,524	
November	2,524	
December	2,804	
January	3,304	
February	3,768	
March	3,872	
April	5,591	
May	6,361	
June	6,795	

### QUALITY

	Quantity	Base Number	Contract	AT	Region	England
% of FP17s for the same patient ID Re-attending within 3 months - Children	24	222	10.8%	9.3%	12.1%	11.5%
% of FP17s for the same patient ID Re-attending within 3 months - Adults	322	1,675	19.2%	12.3%	15.6%	15.4%
% of FP17s for the same patient ID Re-attending between 3 & 9 months - Children	145	222	65.3%	64.4%	61.2%	59.7%
% of FP17s for the same patient ID Re-attending between 3 & 9 months - Adults	1,069	1,675	63.8%	55.8%	54.3%	51.7%
% of FP17s for Band 1 Urgent Courses	79	640	12.3%	7.8%	9.1%	9.2%
% of FP17s Relating to Free Repair or Replacements	14	640	2.2%	0.9%	0.9%	0.7%
% of FP17s Relating to Continuations	2	640	0.3%	0.9%	1.0%	0.8%
% of Patients satisfied with the dentistry they have received	0	0	N/A	94.0%	94.4%	93.5%
% of Patients satisfied with the time they had to wait for an appointment	0	0	N/A	89.8%	88.1%	87.4%

\* This is based on patients treated on this contract for their most recent course of treatment.

Figures in italics indicate the base number of FP17s or Patient Questionnaire responses are less than 100. N/A is shown where the base number of responses is less than 10 during the period. % is calculated as Quantity/Base number\*100

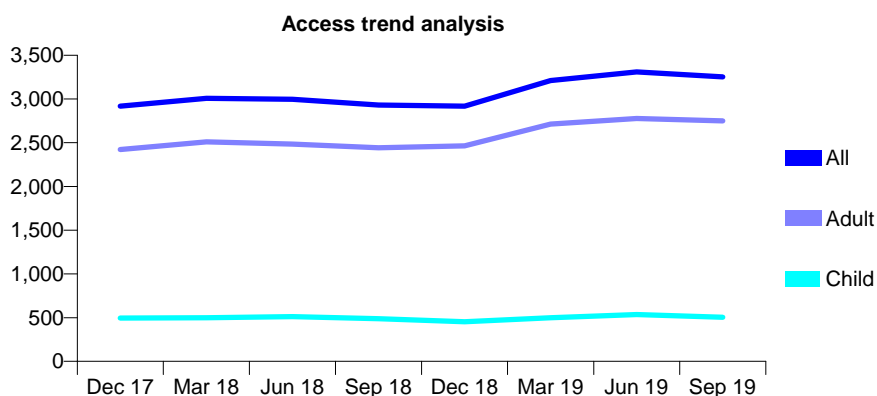
## Q50 - Vital Signs At a Glance Contract Report for 737089/0001 - September 2019

Name or company name	MR AN GATECLIFF
Contract type name	GDS Contract
Purpose of contract	General
Contract start date	01/04/2006
Contract end date	

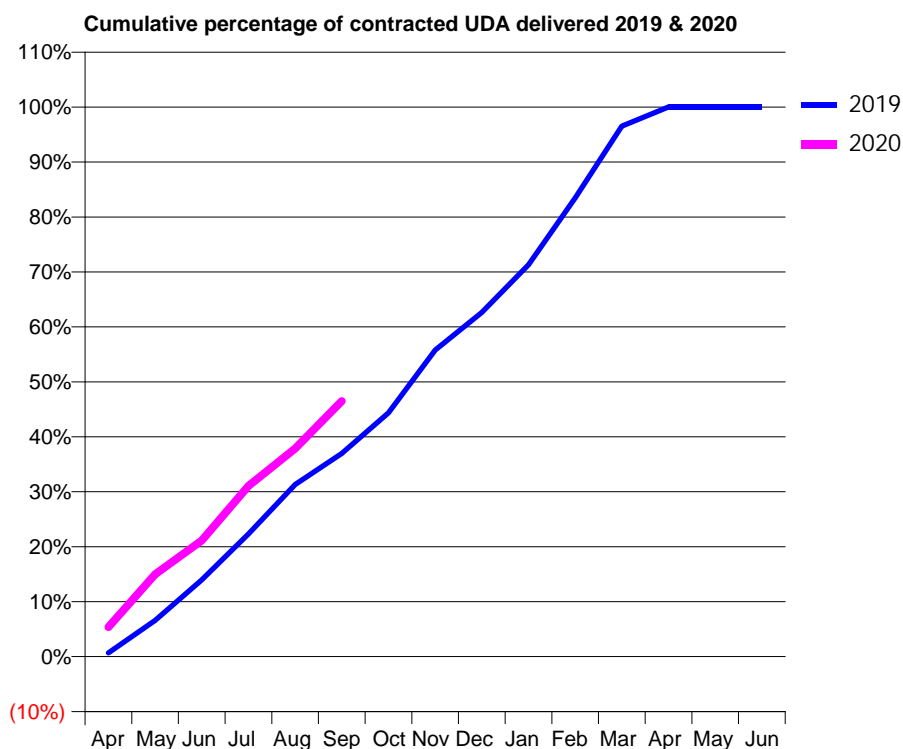
19/20 Contracted general activity (UDA)	8,178
Carry forward general activity (UDA)	-2
19/20 Contracted orthodontic activity (UOA)	0
Carry forward orthodontic activity (UOA)	0
Baseline contract value	£265,015.29

### ACCESS\*

Patients seen in 24 months	Total	Change since previous quarter
Quarter ending September 2018	2,930	
Quarter ending December 2018	2,918	→
Quarter ending March 2019	3,211	↑
Quarter ending June 2019	3,310	↑
Quarter ending September 2019	3,253	↓
<b>Variance since September 2018</b>	<b>11.0%</b>	<b>↑</b>



### ACTIVITY



Month	Adjusted Scheduled Activity (UDA)	
	2019	2020
April	56	440
May	541	1,226
June	1,141	1,728
July	1,827	2,542
August	2,561	3,097
September	3,023	3,802
October	3,628	
November	4,562	
December	5,121	
January	5,832	
February	6,828	
March	7,894	
April	8,180	
May	8,180	
June	8,180	

### QUALITY

	Quantity	Base Number	Contract	AT	Region	England
% of FP17s for the same patient ID Re-attending within 3 months - Children	13	433	3.0%	9.3%	12.1%	11.5%
% of FP17s for the same patient ID Re-attending within 3 months - Adults	141	1,791	7.9%	12.3%	15.6%	15.4%
% of FP17s for the same patient ID Re-attending between 3 & 9 months - Children	223	433	51.5%	64.4%	61.2%	59.7%
% of FP17s for the same patient ID Re-attending between 3 & 9 months - Adults	585	1,791	32.7%	55.8%	54.3%	51.7%
% of FP17s for Band 1 Urgent Courses	91	2,074	4.4%	7.8%	9.1%	9.2%
% of FP17s Relating to Free Repair or Replacements	21	2,074	1.0%	0.9%	0.9%	0.7%
% of FP17s Relating to Continuations	44	2,074	2.1%	0.9%	1.0%	0.8%
% of Patients satisfied with the dentistry they have received	0	1	N/A	94.0%	94.4%	93.5%
% of Patients satisfied with the time they had to wait for an appointment	0	1	N/A	89.8%	88.1%	87.4%

\* This is based on patients treated on this contract for their most recent course of treatment. Figures in italics indicate the base number of FP17s or Patient Questionnaire responses are less than 100. N/A is shown where the base number of responses is less than 10 during the period. % is calculated as Quantity/Base number\*100

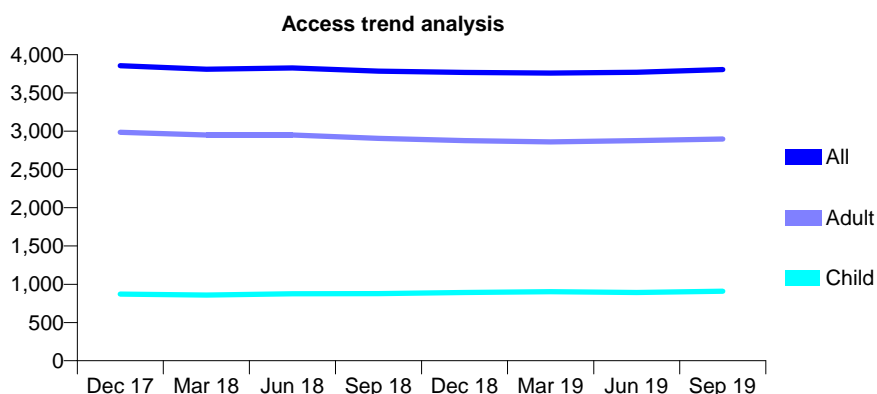
## Q50 - Vital Signs At a Glance Contract Report for 739146/0001 - September 2019

Name or company name	MR MA HOMA
Contract type name	GDS Contract
Purpose of contract	General
Contract start date	01/04/2006
Contract end date	

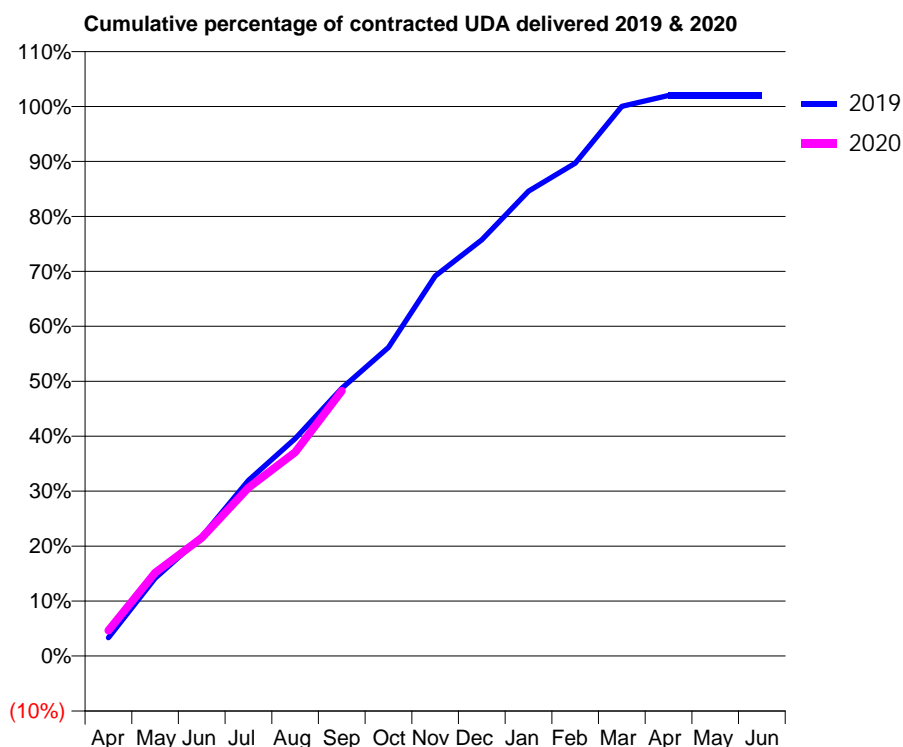
19/20 Contracted general activity (UDA)	7,753
Carry forward general activity (UDA)	-155
19/20 Contracted orthodontic activity (UOA)	0
Carry forward orthodontic activity (UOA)	0
Baseline contract value	£226,547.21

### ACCESS\*

Patients seen in 24 months	Total	Change since previous quarter
Quarter ending September 2018	3,785	
Quarter ending December 2018	3,768	→
Quarter ending March 2019	3,761	→
Quarter ending June 2019	3,769	→
Quarter ending September 2019	3,806	→
<b>Variance since September 2018</b>	<b>0.6%</b>	<b>→</b>



### ACTIVITY



Month	Adjusted Scheduled Activity (UDA)	
	2019	2020
April	258	360
May	1,097	1,176
June	1,683	1,668
July	2,478	2,376
August	3,067	2,876
September	3,777	3,739
October	4,355	
November	5,361	
December	5,871	
January	6,557	
February	6,953	
March	7,754	
April	7,908	
May	7,908	
June	7,908	

### QUALITY

	Quantity	Base Number	Contract	AT	Region	England
% of FP17s for the same patient ID Re-attending within 3 months - Children	15	612	2.5%	9.3%	12.1%	11.5%
% of FP17s for the same patient ID Re-attending within 3 months - Adults	224	1,820	12.3%	12.3%	15.6%	15.4%
% of FP17s for the same patient ID Re-attending between 3 & 9 months - Children	386	612	63.1%	64.4%	61.2%	59.7%
% of FP17s for the same patient ID Re-attending between 3 & 9 months - Adults	908	1,820	49.9%	55.8%	54.3%	51.7%
% of FP17s for Band 1 Urgent Courses	110	1,854	5.9%	7.8%	9.1%	9.2%
% of FP17s Relating to Free Repair or Replacements	9	1,854	0.5%	0.9%	0.9%	0.7%
% of FP17s Relating to Continuations	34	1,854	1.8%	0.9%	1.0%	0.8%
% of Patients satisfied with the dentistry they have received	0	0	N/A	94.0%	94.4%	93.5%
% of Patients satisfied with the time they had to wait for an appointment	0	0	N/A	89.8%	88.1%	87.4%

\* This is based on patients treated on this contract for their most recent course of treatment. Figures in italics indicate the base number of FP17s or Patient Questionnaire responses are less than 100. N/A is shown where the base number of responses is less than 10 during the period. % is calculated as Quantity/Base number\*100



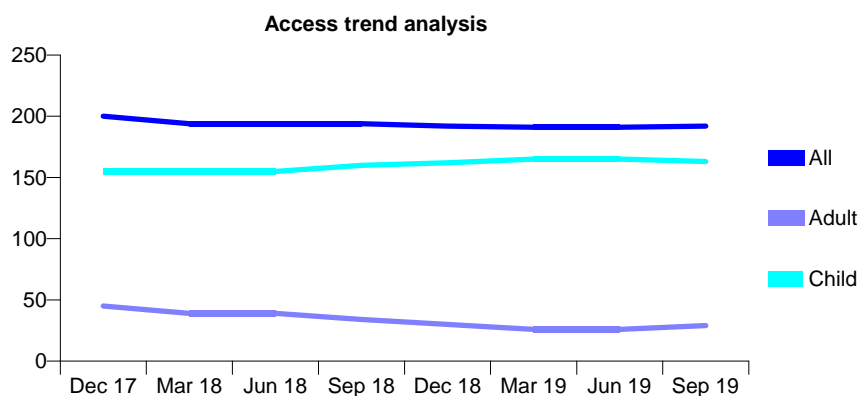
## Q50 - Vital Signs At a Glance Contract Report for 739375/0001 - September 2019

Name or company name	Holbrook Dental Practice
Contract type name	GDS Contract
Purpose of contract	General
Contract start date	01/04/2006
Contract end date	

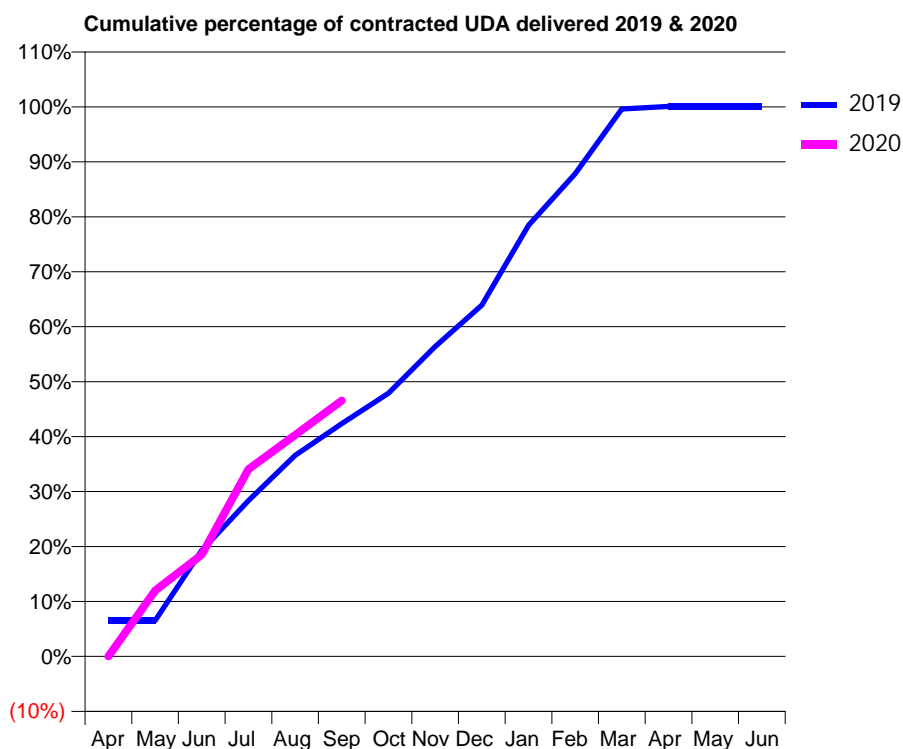
19/20 Contracted general activity (UDA)	400
Carry forward general activity (UDA)	0
19/20 Contracted orthodontic activity (UOA)	0
Carry forward orthodontic activity (UOA)	0
Baseline contract value	£12,122.14

### ACCESS\*

Patients seen in 24 months	Total	Change since previous quarter
Quarter ending September 2018	194	
Quarter ending December 2018	192	↓
Quarter ending March 2019	191	→
Quarter ending June 2019	191	→
Quarter ending September 2019	192	→
<b>Variance since September 2018</b>	<b>(1.0%)</b>	<b>↓</b>



### ACTIVITY



Month	2019	2020
April	26	0
May	26	48
June	77	74
July	113	136
August	146	161
September	169	186
October	192	
November	226	
December	256	
January	314	
February	351	
March	398	
April	400	
May	400	
June	400	

### QUALITY

	Quantity	Base Number	Contract	AT	Region	England
% of FP17s for the same patient ID Re-attending within 3 months - Children	8	128	6.3%	9.3%	12.1%	11.5%
% of FP17s for the same patient ID Re-attending within 3 months - Adults	0	11	0.0%	12.3%	15.6%	15.4%
% of FP17s for the same patient ID Re-attending between 3 & 9 months - Children	96	128	75.0%	64.4%	61.2%	59.7%
% of FP17s for the same patient ID Re-attending between 3 & 9 months - Adults	11	11	100.0%	55.8%	54.3%	51.7%
% of FP17s for Band 1 Urgent Courses	1	138	0.7%	7.8%	9.1%	9.2%
% of FP17s Relating to Free Repair or Replacements	0	138	0.0%	0.9%	0.9%	0.7%
% of FP17s Relating to Continuations	0	138	0.0%	0.9%	1.0%	0.8%
% of Patients satisfied with the dentistry they have received	0	0	N/A	94.0%	94.4%	93.5%
% of Patients satisfied with the time they had to wait for an appointment	0	0	N/A	89.8%	88.1%	87.4%

\* This is based on patients treated on this contract for their most recent course of treatment. Figures in italics indicate the base number of FP17s or Patient Questionnaire responses are less than 100. N/A is shown where the base number of responses is less than 10 during the period. % is calculated as Quantity/Base number\*100

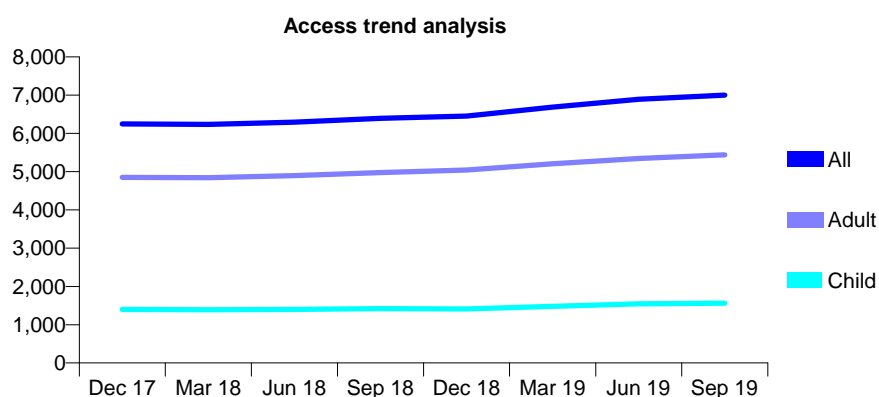
## Q50 - Vital Signs At a Glance Contract Report for 739766/0001 - September 2019

Name or company name	MR DG BOFF
Contract type name	GDS Contract
Purpose of contract	General
Contract start date	01/04/2006
Contract end date	

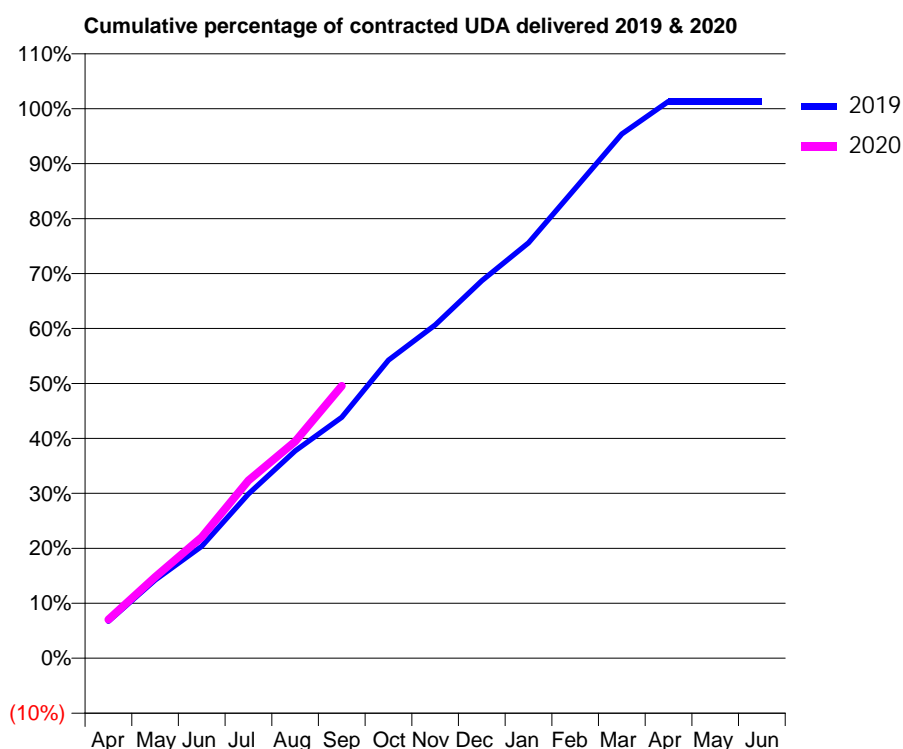
19/20 Contracted general activity (UDA)	15,658
Carry forward general activity (UDA)	-209
19/20 Contracted orthodontic activity (UOA)	0
Carry forward orthodontic activity (UOA)	0
Baseline contract value	£486,435.97

### ACCESS\*

Patients seen in 24 months	Total	Change since previous quarter
Quarter ending September 2018	6,394	
Quarter ending December 2018	6,453	→
Quarter ending March 2019	6,686	↑
Quarter ending June 2019	6,890	↑
Quarter ending September 2019	7,001	→
<b>Variance since September 2018</b>	<b>9.5%</b>	<b>↑</b>



### ACTIVITY



Month	2019	2020
April	1,051	1,101
May	2,228	2,316
June	3,190	3,454
July	4,682	5,062
August	5,905	6,177
September	6,864	7,759
October	8,496	
November	9,496	
December	10,755	
January	11,834	
February	13,386	
March	14,935	
April	15,867	
May	15,867	
June	15,867	

### QUALITY

	Quantity	Base Number	Contract	AT	Region	England
% of FP17s for the same patient ID Re-attending within 3 months - Children	88	1,373	6.4%	9.3%	12.1%	11.5%
% of FP17s for the same patient ID Re-attending within 3 months - Adults	308	3,518	8.8%	12.3%	15.6%	15.4%
% of FP17s for the same patient ID Re-attending between 3 & 9 months - Children	890	1,373	64.8%	64.4%	61.2%	59.7%
% of FP17s for the same patient ID Re-attending between 3 & 9 months - Adults	1,157	3,518	32.9%	55.8%	54.3%	51.7%
% of FP17s for Band 1 Urgent Courses	66	4,390	1.5%	7.8%	9.1%	9.2%
% of FP17s Relating to Free Repair or Replacements	7	4,390	0.2%	0.9%	0.9%	0.7%
% of FP17s Relating to Continuations	41	4,390	0.9%	0.9%	1.0%	0.8%
% of Patients satisfied with the dentistry they have received	3	3	N/A	94.0%	94.4%	93.5%
% of Patients satisfied with the time they had to wait for an appointment	2	3	N/A	89.8%	88.1%	87.4%

\* This is based on patients treated on this contract for their most recent course of treatment.

Figures in italics indicate the base number of FP17s or Patient Questionnaire responses are less than 100. N/A is shown where the base number of responses is less than 10 during the period. % is calculated as Quantity/Base number\*100

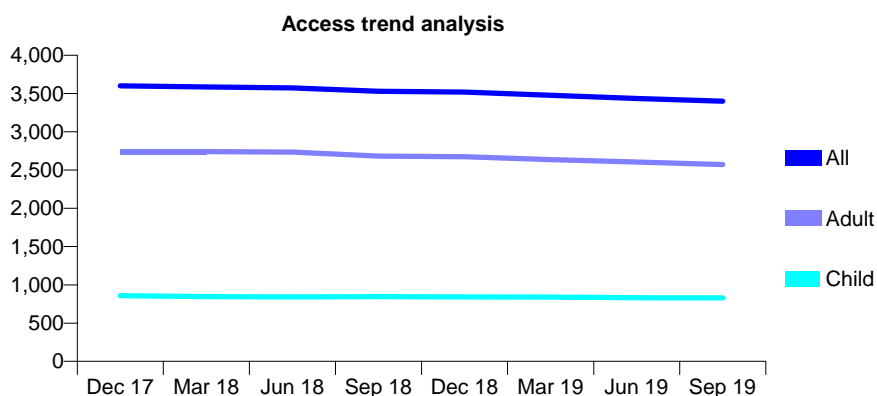
## Q50 - Vital Signs At a Glance Contract Report for 739766/0002 - September 2019

Name or company name	MR DG BOFF
Contract type name	GDS Contract
Purpose of contract	General
Contract start date	01/04/2006
Contract end date	

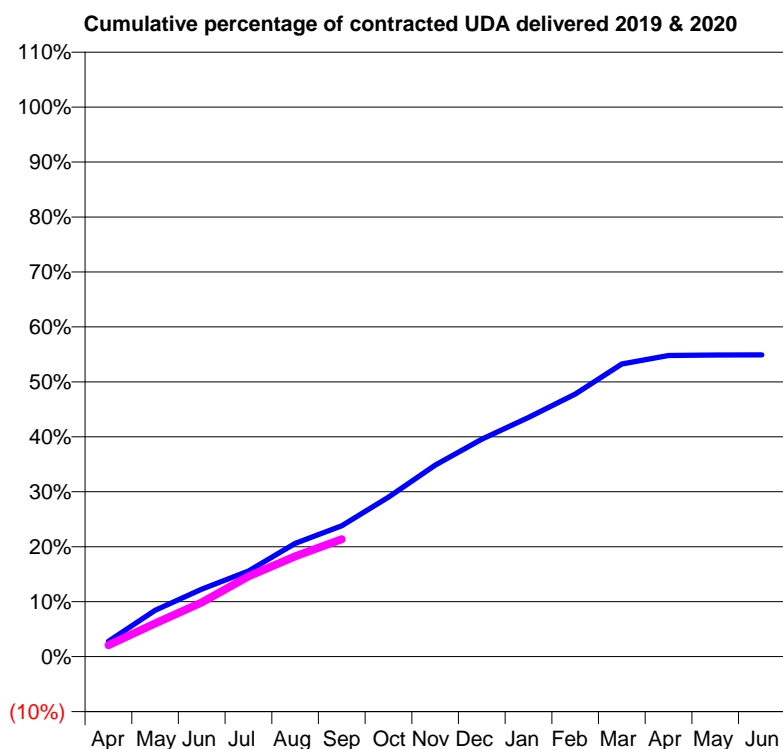
19/20 Contracted general activity (UDA)	18,000
Carry forward general activity (UDA)	0
19/20 Contracted orthodontic activity (UOA)	0
Carry forward orthodontic activity (UOA)	0
Baseline contract value	£597,467.82

### ACCESS\*

Patients seen in 24 months	Total	Change since previous quarter
Quarter ending September 2018	3,531	
Quarter ending December 2018	3,518	→
Quarter ending March 2019	3,476	↓
Quarter ending June 2019	3,436	↓
Quarter ending September 2019	3,400	↓
<b>Variance since September 2018</b>	<b>(3.7%)</b>	<b>↓</b>



### ACTIVITY



Month	Adjusted Scheduled Activity (UDA)	
	2019	2020
April	499	374
May	1,518	1,088
June	2,209	1,775
July	2,800	2,629
August	3,713	3,289
September	4,286	3,845
October	5,227	
November	6,269	
December	7,123	
January	7,834	
February	8,599	
March	9,588	
April	9,859	
May	9,878	
June	9,882	

### QUALITY

	Quantity	Base Number	Contract	AT	Region	England
% of FP17s for the same patient ID Re-attending within 3 months - Children	58	750	7.7%	9.3%	12.1%	11.5%
% of FP17s for the same patient ID Re-attending within 3 months - Adults	170	1,503	11.3%	12.3%	15.6%	15.4%
% of FP17s for the same patient ID Re-attending between 3 & 9 months - Children	483	750	64.4%	64.4%	61.2%	59.7%
% of FP17s for the same patient ID Re-attending between 3 & 9 months - Adults	900	1,503	59.9%	55.8%	54.3%	51.7%
% of FP17s for Band 1 Urgent Courses	141	2,154	6.5%	7.8%	9.1%	9.2%
% of FP17s Relating to Free Repair or Replacements	14	2,154	0.6%	0.9%	0.9%	0.7%
% of FP17s Relating to Continuations	39	2,154	1.8%	0.9%	1.0%	0.8%
% of Patients satisfied with the dentistry they have received	0	0	N/A	94.0%	94.4%	93.5%
% of Patients satisfied with the time they had to wait for an appointment	0	0	N/A	89.8%	88.1%	87.4%

\* This is based on patients treated on this contract for their most recent course of treatment. Figures in italics indicate the base number of FP17s or Patient Questionnaire responses are less than 100. N/A is shown where the base number of responses is less than 10 during the period. % is calculated as Quantity/Base number\*100

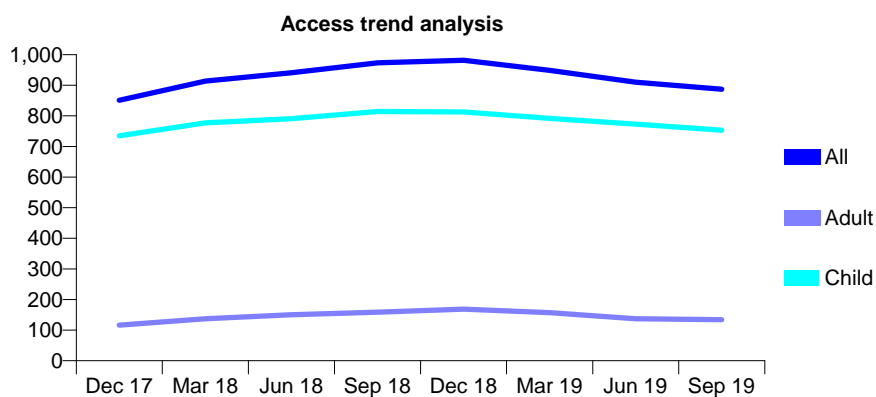
## Q50 - Vital Signs At a Glance Contract Report for 740683/0001 - September 2019

Name or company name	MR JW MUIRHEAD
Contract type name	GDS Contract
Purpose of contract	General
Contract start date	01/04/2006
Contract end date	

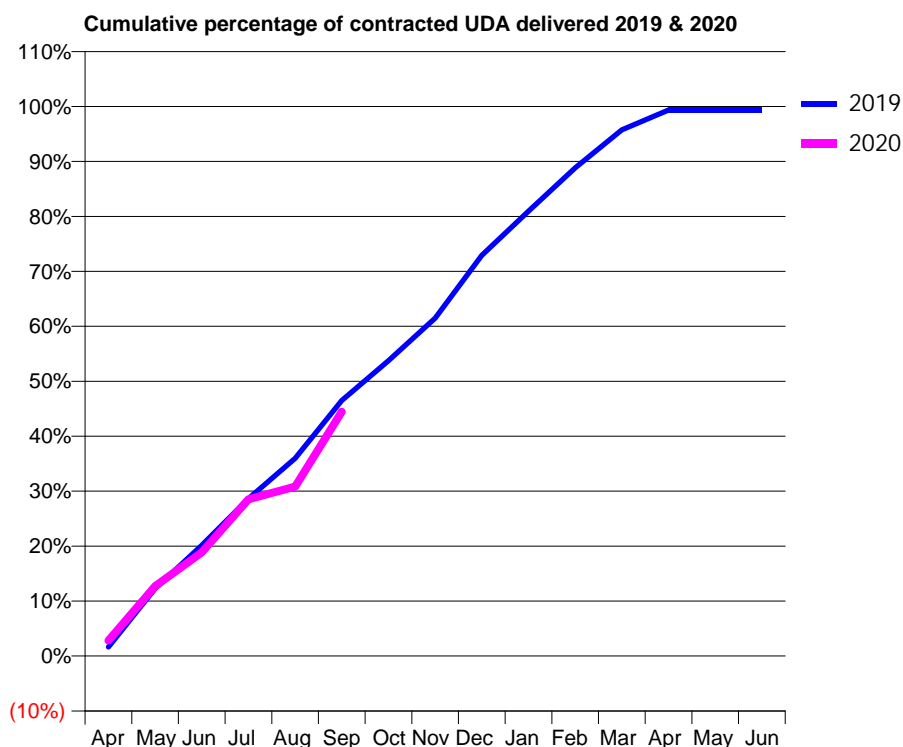
19/20 Contracted general activity (UDA)	1,404
Carry forward general activity (UDA)	9
19/20 Contracted orthodontic activity (UOA)	0
Carry forward orthodontic activity (UOA)	0
Baseline contract value	£36,374.03

### ACCESS\*

Patients seen in 24 months	Total	Change since previous quarter
Quarter ending September 2018	973	
Quarter ending December 2018	982	→
Quarter ending March 2019	949	↓
Quarter ending June 2019	910	↓
Quarter ending September 2019	887	↓
<b>Variance since September 2018</b>	<b>(8.8%)</b>	<b>↓</b>



### ACTIVITY



Month	Adjusted Scheduled Activity (UDA)	
	2019	2020
April	23	39
May	173	178
June	283	265
July	402	401
August	505	433
September	653	624
October	755	
November	863	
December	1,024	
January	1,137	
February	1,247	
March	1,344	
April	1,395	
May	1,395	
June	1,395	

### QUALITY

	Quantity	Base Number	Contract	AT	Region	England
% of FP17s for the same patient ID Re-attending within 3 months - Children	24	530	4.5%	9.3%	12.1%	11.5%
% of FP17s for the same patient ID Re-attending within 3 months - Adults	2	31	6.5%	12.3%	15.6%	15.4%
% of FP17s for the same patient ID Re-attending between 3 & 9 months - Children	333	530	62.8%	64.4%	61.2%	59.7%
% of FP17s for the same patient ID Re-attending between 3 & 9 months - Adults	17	31	54.8%	55.8%	54.3%	51.7%
% of FP17s for Band 1 Urgent Courses	21	517	4.1%	7.8%	9.1%	9.2%
% of FP17s Relating to Free Repair or Replacements	0	517	0.0%	0.9%	0.9%	0.7%
% of FP17s Relating to Continuations	0	517	0.0%	0.9%	1.0%	0.8%
% of Patients satisfied with the dentistry they have received	0	0	N/A	94.0%	94.4%	93.5%
% of Patients satisfied with the time they had to wait for an appointment	0	0	N/A	89.8%	88.1%	87.4%

\* This is based on patients treated on this contract for their most recent course of treatment. Figures in italics indicate the base number of FP17s or Patient Questionnaire responses are less than 100. N/A is shown where the base number of responses is less than 10 during the period. % is calculated as Quantity/Base number\*100

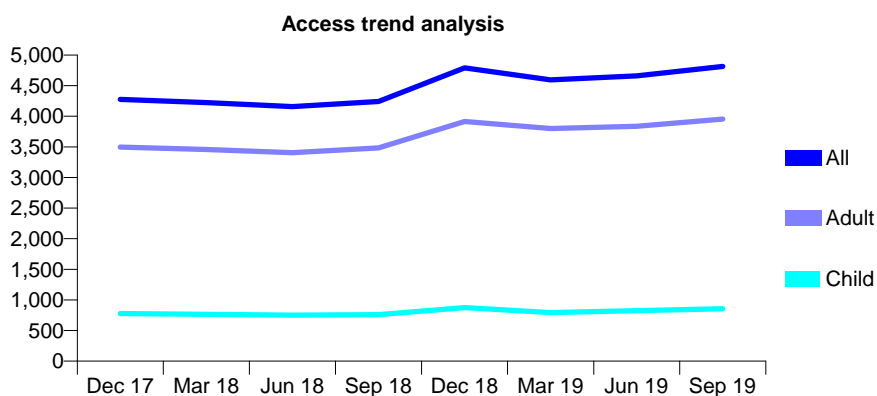
## Q50 - Vital Signs At a Glance Contract Report for 740888/0002 - September 2019

Name or company name	MR A FORDY
Contract type name	GDS Contract
Purpose of contract	General
Contract start date	01/04/2006
Contract end date	

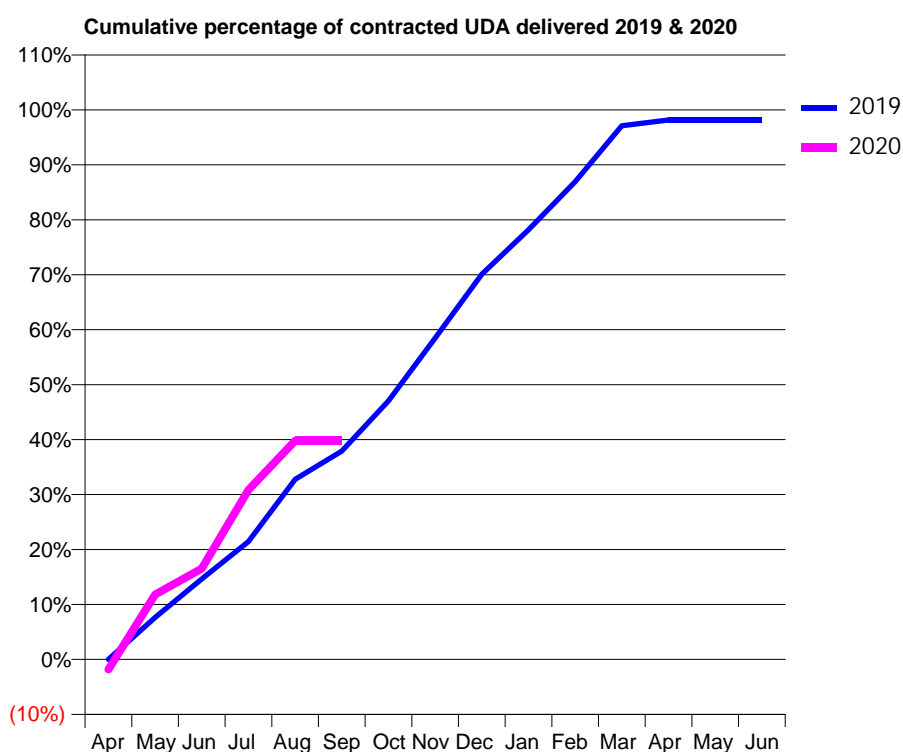
19/20 Contracted general activity (UDA)	13,620
Carry forward general activity (UDA)	251
19/20 Contracted orthodontic activity (UOA)	0
Carry forward orthodontic activity (UOA)	0
Baseline contract value	£432,169.61

### ACCESS\*

Patients seen in 24 months	Total	Change since previous quarter
Quarter ending September 2018	4,242	
Quarter ending December 2018	4,791	↑
Quarter ending March 2019	4,594	↓
Quarter ending June 2019	4,662	→
Quarter ending September 2019	4,814	↑
<b>Variance since September 2018</b>	<b>13.5%</b>	<b>↑</b>



### ACTIVITY



Month	Adjusted Scheduled Activity (UDA)	
	2019	2020
April	0	-251
May	1,042	1,607
June	1,995	2,251
July	2,920	4,203
August	4,462	5,420
September	5,162	5,420
October	6,407	
November	7,968	
December	9,546	
January	10,646	
February	11,842	
March	13,227	
April	13,368	
May	13,369	
June	13,369	

### QUALITY

	Quantity	Base Number	Contract	AT	Region	England
% of FP17s for the same patient ID Re-attending within 3 months - Children	29	628	4.6%	9.3%	12.1%	11.5%
% of FP17s for the same patient ID Re-attending within 3 months - Adults	322	2,374	13.6%	12.3%	15.6%	15.4%
% of FP17s for the same patient ID Re-attending between 3 & 9 months - Children	419	628	66.7%	64.4%	61.2%	59.7%
% of FP17s for the same patient ID Re-attending between 3 & 9 months - Adults	1,047	2,374	44.1%	55.8%	54.3%	51.7%
% of FP17s for Band 1 Urgent Courses	262	2,946	8.9%	7.8%	9.1%	9.2%
% of FP17s Relating to Free Repair or Replacements	25	2,946	0.8%	0.9%	0.9%	0.7%
% of FP17s Relating to Continuations	55	2,946	1.9%	0.9%	1.0%	0.8%
% of Patients satisfied with the dentistry they have received	4	4	N/A	94.0%	94.4%	93.5%
% of Patients satisfied with the time they had to wait for an appointment	4	4	N/A	89.8%	88.1%	87.4%

\* This is based on patients treated on this contract for their most recent course of treatment. Figures in italics indicate the base number of FP17s or Patient Questionnaire responses are less than 100. N/A is shown where the base number of responses is less than 10 during the period. % is calculated as Quantity/Base number\*100

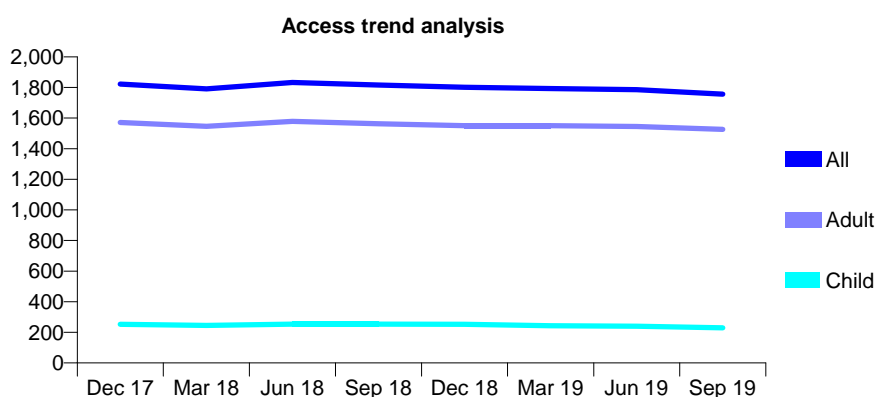
## Q50 - Vital Signs At a Glance Contract Report for 741671/0002 - September 2019

Name or company name	MR DA JACKSON
Contract type name	GDS Contract
Purpose of contract	General
Contract start date	01/04/2006
Contract end date	

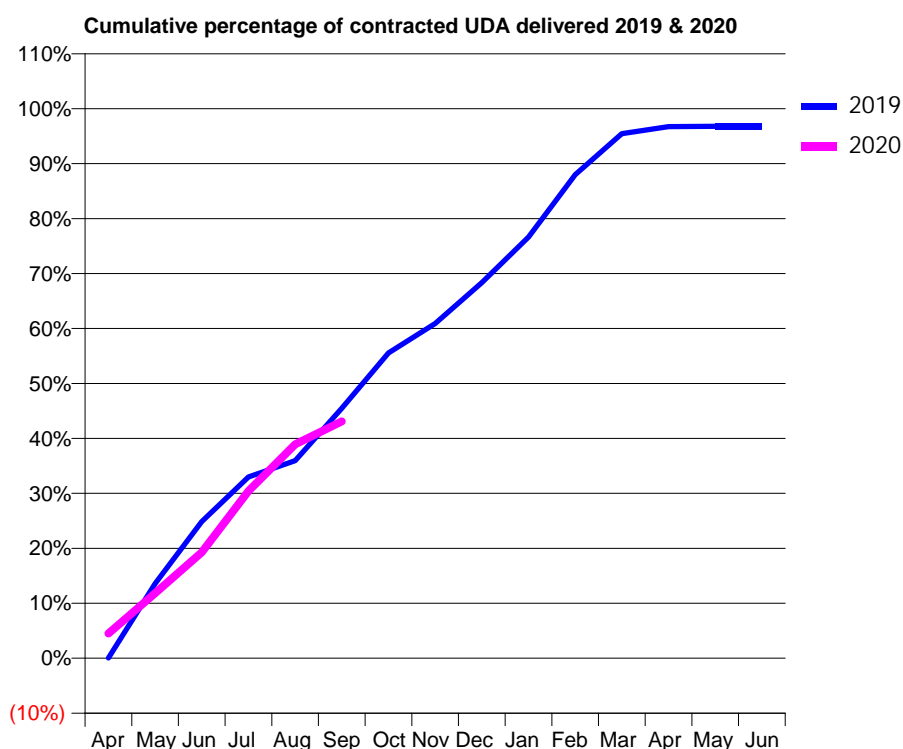
19/20 Contracted general activity (UDA)	5,851
Carry forward general activity (UDA)	188
19/20 Contracted orthodontic activity (UOA)	0
Carry forward orthodontic activity (UOA)	0
Baseline contract value	£136,789.13

### ACCESS\*

Patients seen in 24 months	Total	Change since previous quarter
Quarter ending September 2018	1,816	
Quarter ending December 2018	1,802	→
Quarter ending March 2019	1,793	→
Quarter ending June 2019	1,785	→
Quarter ending September 2019	1,756	↓
<b>Variance since September 2018</b>	<b>(3.3%)</b>	<b>↓</b>



### ACTIVITY



Adjusted Scheduled Activity (UDA)		
Month	2019	2020
April	2	263
May	794	693
June	1,454	1,127
July	1,931	1,780
August	2,104	2,278
September	2,661	2,520
October	3,251	
November	3,565	
December	3,998	
January	4,483	
February	5,149	
March	5,585	
April	5,660	
May	5,663	
June	5,663	

### QUALITY

	Quantity	Base Number	Contract	AT	Region	England
% of FP17s for the same patient ID Re-attending within 3 months - Children	3	176	1.7%	9.3%	12.1%	11.5%
% of FP17s for the same patient ID Re-attending within 3 months - Adults	173	1,248	13.9%	12.3%	15.6%	15.4%
% of FP17s for the same patient ID Re-attending between 3 & 9 months - Children	132	176	75.0%	64.4%	61.2%	59.7%
% of FP17s for the same patient ID Re-attending between 3 & 9 months - Adults	831	1,248	66.6%	55.8%	54.3%	51.7%
% of FP17s for Band 1 Urgent Courses	90	1,357	6.6%	7.8%	9.1%	9.2%
% of FP17s Relating to Free Repair or Replacements	4	1,357	0.3%	0.9%	0.9%	0.7%
% of FP17s Relating to Continuations	23	1,357	1.7%	0.9%	1.0%	0.8%
% of Patients satisfied with the dentistry they have received	0	0	N/A	94.0%	94.4%	93.5%
% of Patients satisfied with the time they had to wait for an appointment	0	0	N/A	89.8%	88.1%	87.4%

\* This is based on patients treated on this contract for their most recent course of treatment.

Figures in italics indicate the base number of FP17s or Patient Questionnaire responses are less than 100. N/A is shown where the base number of responses is less than 10 during the period. % is calculated as Quantity/Base number\*100

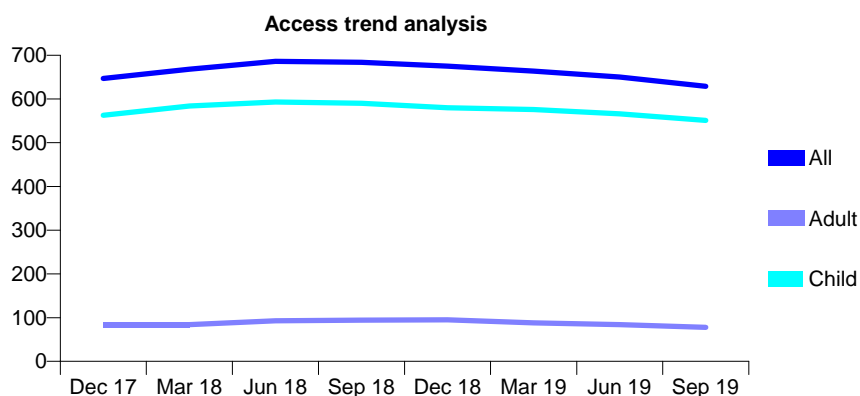
## Q50 - Vital Signs At a Glance Contract Report for 742775/0001 - September 2019

Name or company name	Belle Vue Dental Practice
Contract type name	GDS Contract
Purpose of contract	General
Contract start date	01/04/2006
Contract end date	

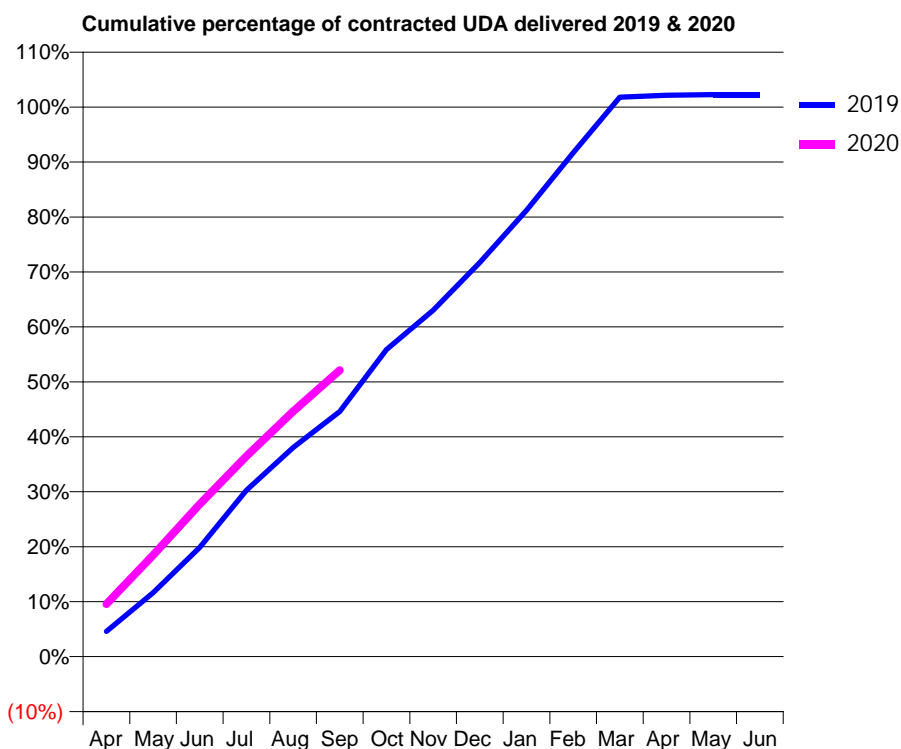
19/20 Contracted general activity (UDA)	1,350
Carry forward general activity (UDA)	-27
19/20 Contracted orthodontic activity (UOA)	0
Carry forward orthodontic activity (UOA)	0
Baseline contract value	£30,037.89

### ACCESS\*

Patients seen in 24 months	Total	Change since previous quarter
Quarter ending September 2018	684	
Quarter ending December 2018	675	↓
Quarter ending March 2019	664	↓
Quarter ending June 2019	650	↓
Quarter ending September 2019	629	↓
<b>Variance since September 2018</b>	<b>(8.0%)</b>	<b>↓</b>



### ACTIVITY



Month	Adjusted Scheduled Activity (UDA)	
	2019	2020
April	62	129
May	157	249
June	268	375
July	409	492
August	514	603
September	602	704
October	754	
November	851	
December	968	
January	1,096	
February	1,238	
March	1,374	
April	1,379	
May	1,380	
June	1,380	

### QUALITY

	Quantity	Base Number	Contract	AT	Region	England
% of FP17s for the same patient ID Re-attending within 3 months - Children	45	498	9.0%	9.3%	12.1%	11.5%
% of FP17s for the same patient ID Re-attending within 3 months - Adults	1	22	4.5%	12.3%	15.6%	15.4%
% of FP17s for the same patient ID Re-attending between 3 & 9 months - Children	383	498	76.9%	64.4%	61.2%	59.7%
% of FP17s for the same patient ID Re-attending between 3 & 9 months - Adults	19	22	86.4%	55.8%	54.3%	51.7%
% of FP17s for Band 1 Urgent Courses	8	512	1.6%	7.8%	9.1%	9.2%
% of FP17s Relating to Free Repair or Replacements	0	512	0.0%	0.9%	0.9%	0.7%
% of FP17s Relating to Continuations	0	512	0.0%	0.9%	1.0%	0.8%
% of Patients satisfied with the dentistry they have received	0	0	N/A	94.0%	94.4%	93.5%
% of Patients satisfied with the time they had to wait for an appointment	0	0	N/A	89.8%	88.1%	87.4%

\* This is based on patients treated on this contract for their most recent course of treatment. Figures in italics indicate the base number of FP17s or Patient Questionnaire responses are less than 100. N/A is shown where the base number of responses is less than 10 during the period. % is calculated as Quantity/Base number\*100

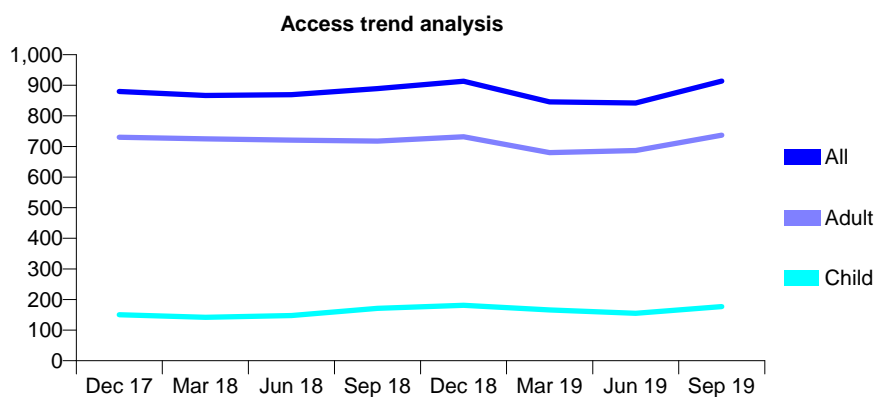
## Q50 - Vital Signs At a Glance Contract Report for 749869/0001 - September 2019

Name or company name	MRS ML GATECLIFF
Contract type name	GDS Contract
Purpose of contract	General and Orthodontic
Contract start date	01/04/2006
Contract end date	

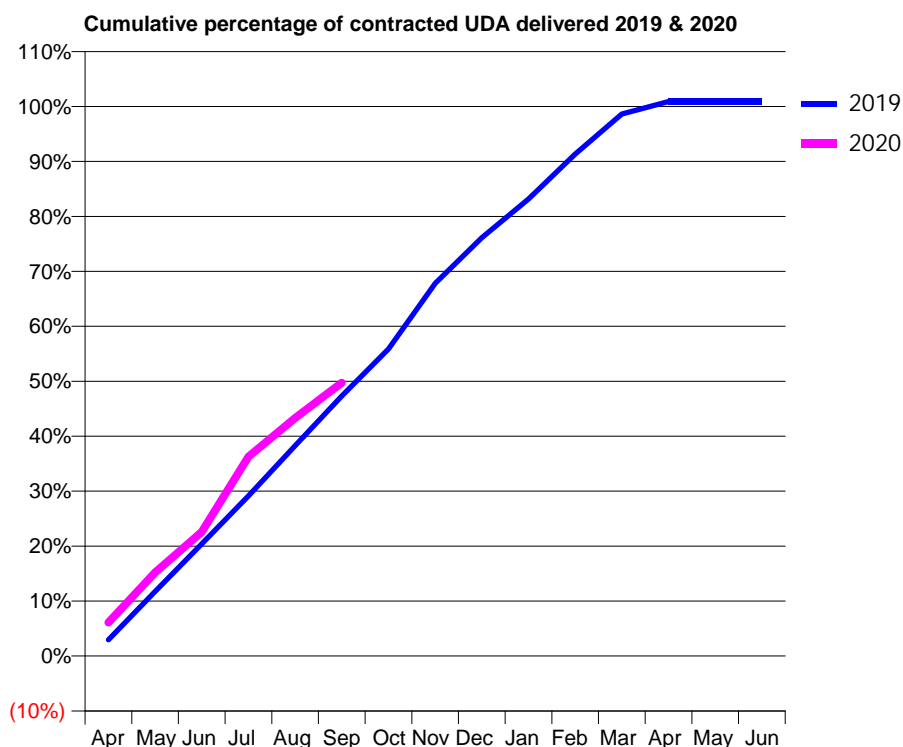
19/20 Contracted general activity (UDA)	2,024
Carry forward general activity (UDA)	-18
19/20 Contracted orthodontic activity (UOA)	420
Carry forward orthodontic activity (UOA)	2
Baseline contract value	£93,692.37

### ACCESS\*

Patients seen in 24 months	Total	Change since previous quarter
Quarter ending September 2018	889	
Quarter ending December 2018	913	↑
Quarter ending March 2019	846	↓
Quarter ending June 2019	842	→
Quarter ending September 2019	914	↑
<b>Variance since September 2018</b>	<b>2.8%</b>	<b>↑</b>



### ACTIVITY



Month	Adjusted Scheduled Activity (UDA)	
	2019	2020
April	60	123
May	238	308
June	413	457
July	590	734
August	775	877
September	957	1,007
October	1,131	
November	1,373	
December	1,540	
January	1,683	
February	1,849	
March	1,996	
April	2,042	
May	2,042	
June	2,042	

### QUALITY

	Quantity	Base Number	Contract	AT	Region	England
% of FP17s for the same patient ID Re-attending within 3 months - Children	7	173	4.0%	9.3%	12.1%	11.5%
% of FP17s for the same patient ID Re-attending within 3 months - Adults	38	552	6.9%	12.3%	15.6%	15.4%
% of FP17s for the same patient ID Re-attending between 3 & 9 months - Children	80	173	46.2%	64.4%	61.2%	59.7%
% of FP17s for the same patient ID Re-attending between 3 & 9 months - Adults	162	552	29.3%	55.8%	54.3%	51.7%
% of FP17s for Band 1 Urgent Courses	23	683	3.4%	7.8%	9.1%	9.2%
% of FP17s Relating to Free Repair or Replacements	8	683	1.2%	0.9%	0.9%	0.7%
% of FP17s Relating to Continuations	6	683	0.9%	0.9%	1.0%	0.8%
% of Patients satisfied with the dentistry they have received	0	0	N/A	94.0%	94.4%	93.5%
% of Patients satisfied with the time they had to wait for an appointment	0	0	N/A	89.8%	88.1%	87.4%

\* This is based on patients treated on this contract for their most recent course of treatment. Figures in italics indicate the base number of FP17s or Patient Questionnaire responses are less than 100. N/A is shown where the base number of responses is less than 10 during the period. % is calculated as Quantity/Base number\*100



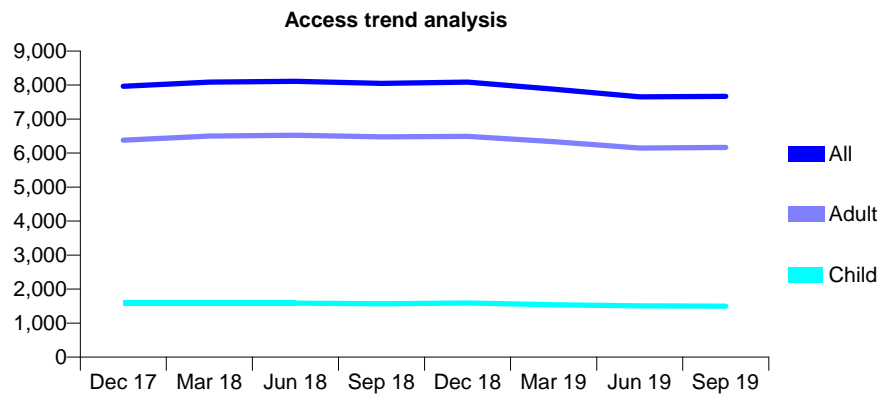
## Q50 - Vital Signs At a Glance Contract Report for 750069/0001 - September 2019

Name or company name	MISS IT GREENSTREET
Contract type name	GDS Contract
Purpose of contract	General
Contract start date	01/04/2006
Contract end date	

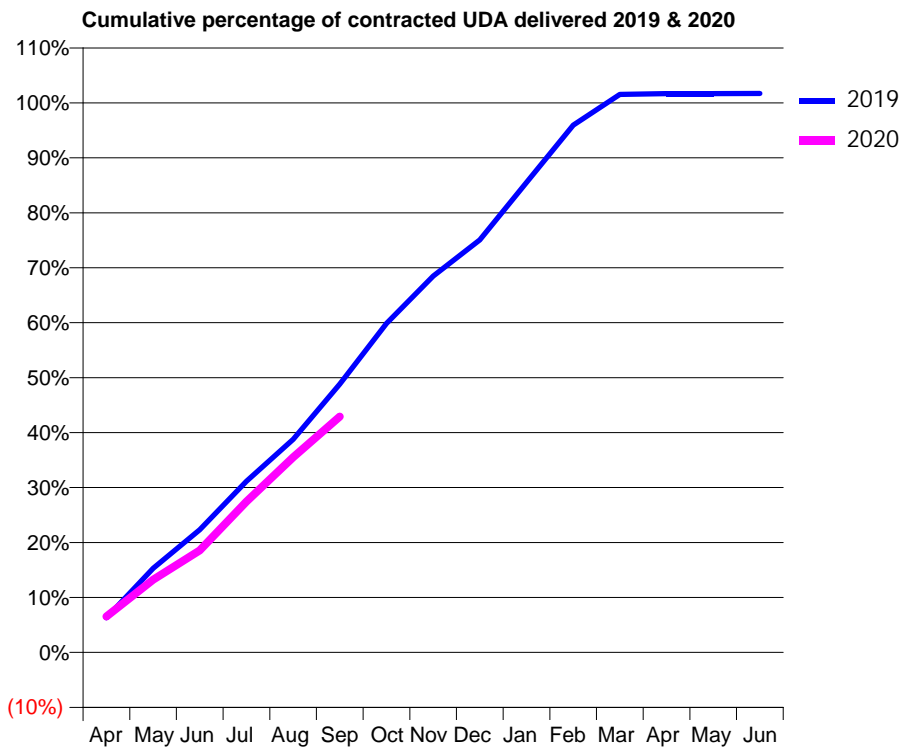
19/20 Contracted general activity (UDA)	17,900
Carry forward general activity (UDA)	-307
19/20 Contracted orthodontic activity (UOA)	0
Carry forward orthodontic activity (UOA)	0
Baseline contract value	£567,814.13

### ACCESS\*

Patients seen in 24 months	Total	Change since previous quarter
Quarter ending September 2018	8,048	
Quarter ending December 2018	8,087	→
Quarter ending March 2019	7,882	↓
Quarter ending June 2019	7,653	↓
Quarter ending September 2019	7,668	→
<b>Variance since September 2018</b>	<b>(4.7%)</b>	<b>↓</b>



### ACTIVITY



Month	2019	2020
April	1,131	1,172
May	2,741	2,370
June	3,994	3,327
July	5,577	4,915
August	6,942	6,356
September	8,744	7,680
October	10,716	
November	12,260	
December	13,438	
January	15,305	
February	17,174	
March	18,178	
April	18,198	
May	18,202	
June	18,207	

### QUALITY

	Quantity	Base Number	Contract	AT	Region	England
% of FP17s for the same patient ID Re-attending within 3 months - Children	51	1,118	4.6%	9.3%	12.1%	11.5%
% of FP17s for the same patient ID Re-attending within 3 months - Adults	562	4,377	12.8%	12.3%	15.6%	15.4%
% of FP17s for the same patient ID Re-attending between 3 & 9 months - Children	732	1,118	65.5%	64.4%	61.2%	59.7%
% of FP17s for the same patient ID Re-attending between 3 & 9 months - Adults	2,538	4,377	58.0%	55.8%	54.3%	51.7%
% of FP17s for Band 1 Urgent Courses	372	4,541	8.2%	7.8%	9.1%	9.2%
% of FP17s Relating to Free Repair or Replacements	80	4,541	1.8%	0.9%	0.9%	0.7%
% of FP17s Relating to Continuations	13	4,541	0.3%	0.9%	1.0%	0.8%
% of Patients satisfied with the dentistry they have received	3	3	N/A	94.0%	94.4%	93.5%
% of Patients satisfied with the time they had to wait for an appointment	3	3	N/A	89.8%	88.1%	87.4%

\* This is based on patients treated on this contract for their most recent course of treatment. Figures in italics indicate the base number of FP17s or Patient Questionnaire responses are less than 100. N/A is shown where the base number of responses is less than 10 during the period. % is calculated as Quantity/Base number\*100

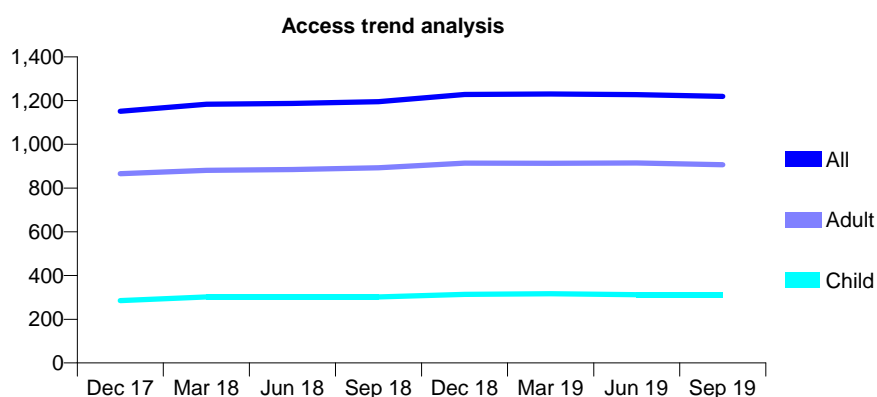
## Q50 - Vital Signs At a Glance Contract Report for 750069/0002 - September 2019

Name or company name	MISS IT GREENSTREET
Contract type name	GDS Contract
Purpose of contract	General
Contract start date	01/11/2014
Contract end date	

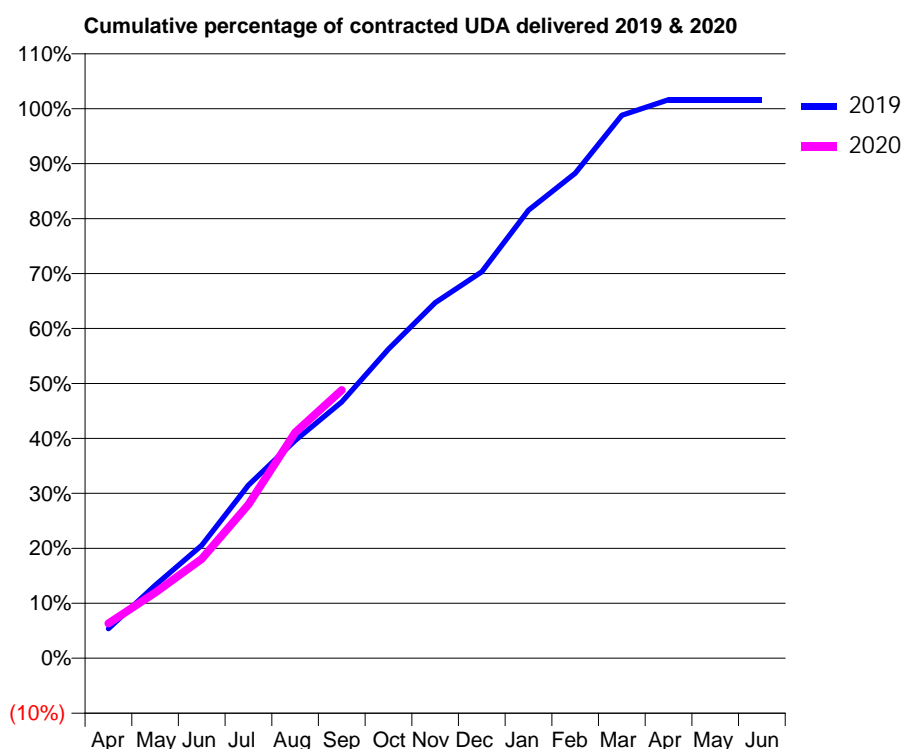
19/20 Contracted general activity (UDA)	3,210
Carry forward general activity (UDA)	-52
19/20 Contracted orthodontic activity (UOA)	0
Carry forward orthodontic activity (UOA)	0
Baseline contract value	£101,834.88

### ACCESS\*

Patients seen in 24 months	Total	Change since previous quarter
Quarter ending September 2018	1,195	
Quarter ending December 2018	1,228	↑
Quarter ending March 2019	1,230	→
Quarter ending June 2019	1,227	→
Quarter ending September 2019	1,219	→
<b>Variance since September 2018</b>	<b>2.0%</b>	<b>↑</b>



### ACTIVITY



Month	2019	2020
April	172	203
May	426	383
June	659	580
July	1,012	897
August	1,272	1,319
September	1,498	1,566
October	1,805	
November	2,077	
December	2,257	
January	2,617	
February	2,833	
March	3,172	
April	3,262	
May	3,262	
June	3,262	

### QUALITY

	Quantity	Base Number	Contract	AT	Region	England
% of FP17s for the same patient ID Re-attending within 3 months - Children	10	255	3.9%	9.3%	12.1%	11.5%
% of FP17s for the same patient ID Re-attending within 3 months - Adults	83	730	11.4%	12.3%	15.6%	15.4%
% of FP17s for the same patient ID Re-attending between 3 & 9 months - Children	214	255	83.9%	64.4%	61.2%	59.7%
% of FP17s for the same patient ID Re-attending between 3 & 9 months - Adults	540	730	74.0%	55.8%	54.3%	51.7%
% of FP17s for Band 1 Urgent Courses	56	932	6.0%	7.8%	9.1%	9.2%
% of FP17s Relating to Free Repair or Replacements	21	932	2.3%	0.9%	0.9%	0.7%
% of FP17s Relating to Continuations	1	932	0.1%	0.9%	1.0%	0.8%
% of Patients satisfied with the dentistry they have received	0	0	N/A	94.0%	94.4%	93.5%
% of Patients satisfied with the time they had to wait for an appointment	0	0	N/A	89.8%	88.1%	87.4%

\* This is based on patients treated on this contract for their most recent course of treatment.

Figures in italics indicate the base number of FP17s or Patient Questionnaire responses are less than 100. N/A is shown where the base number of responses is less than 10 during the period. % is calculated as Quantity/Base number\*100

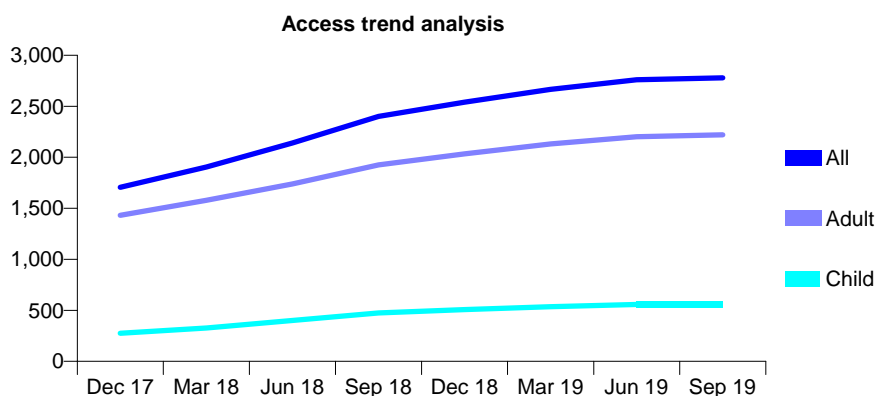
## Q50 - Vital Signs At a Glance Contract Report for 761060/0001 - September 2019

Name or company name	Mr Jagdeep Matharu
Contract type name	GDS Contract
Purpose of contract	General
Contract start date	01/04/2006
Contract end date	

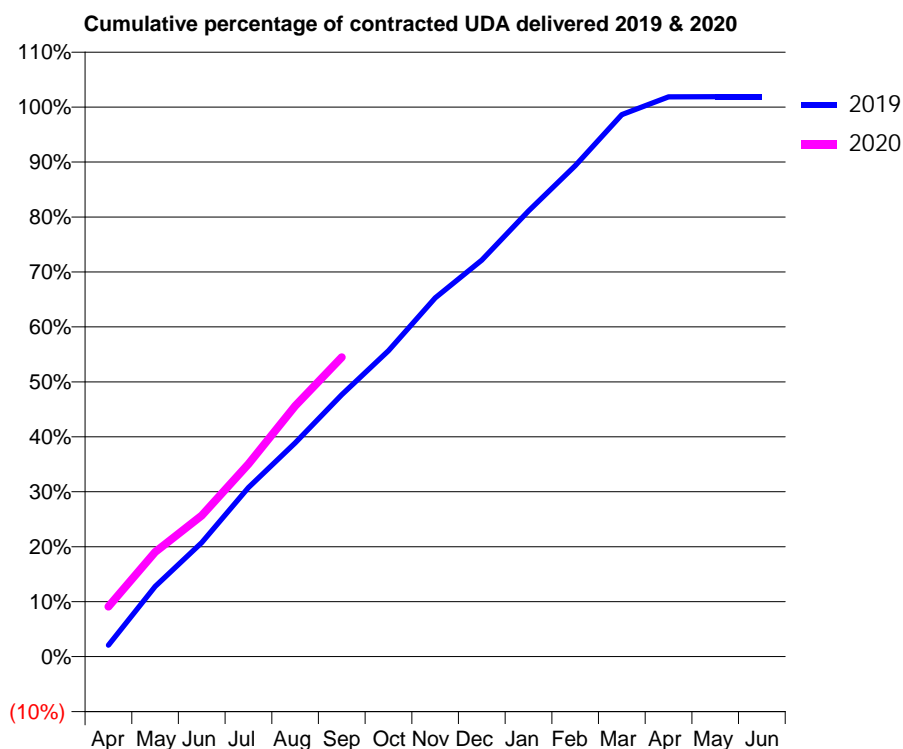
19/20 Contracted general activity (UDA)	6,072
Carry forward general activity (UDA)	-115
19/20 Contracted orthodontic activity (UOA)	0
Carry forward orthodontic activity (UOA)	0
Baseline contract value	£182,943.48

### ACCESS\*

Patients seen in 24 months	Total	Change since previous quarter
Quarter ending September 2018	2,401	
Quarter ending December 2018	2,541	↑
Quarter ending March 2019	2,666	↑
Quarter ending June 2019	2,760	↑
Quarter ending September 2019	2,778	→
<b>Variance since September 2018</b>	<b>15.7%</b>	<b>↑</b>



### ACTIVITY



Month	Adjusted Scheduled Activity (UDA)	
	2019	2020
April	127	553
May	776	1,157
June	1,261	1,560
July	1,867	2,128
August	2,361	2,769
September	2,893	3,307
October	3,380	
November	3,964	
December	4,382	
January	4,924	
February	5,425	
March	5,990	
April	6,186	
May	6,187	
June	6,187	

### QUALITY

	Quantity	Base Number	Contract	AT	Region	England
% of FP17s for the same patient ID Re-attending within 3 months - Children	51	454	11.2%	9.3%	12.1%	11.5%
% of FP17s for the same patient ID Re-attending within 3 months - Adults	172	1,535	11.2%	12.3%	15.6%	15.4%
% of FP17s for the same patient ID Re-attending between 3 & 9 months - Children	277	454	61.0%	64.4%	61.2%	59.7%
% of FP17s for the same patient ID Re-attending between 3 & 9 months - Adults	846	1,535	55.1%	55.8%	54.3%	51.7%
% of FP17s for Band 1 Urgent Courses	17	1,879	0.9%	7.8%	9.1%	9.2%
% of FP17s Relating to Free Repair or Replacements	17	1,879	0.9%	0.9%	0.9%	0.7%
% of FP17s Relating to Continuations	30	1,879	1.6%	0.9%	1.0%	0.8%
% of Patients satisfied with the dentistry they have received	1	1	N/A	94.0%	94.4%	93.5%
% of Patients satisfied with the time they had to wait for an appointment	1	1	N/A	89.8%	88.1%	87.4%

\* This is based on patients treated on this contract for their most recent course of treatment. Figures in italics indicate the base number of FP17s or Patient Questionnaire responses are less than 100. N/A is shown where the base number of responses is less than 10 during the period. % is calculated as Quantity/Base number\*100

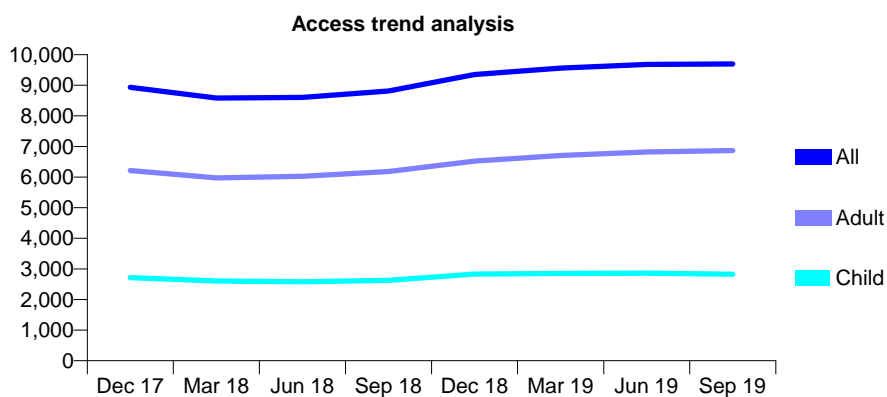
## Q50 - Vital Signs At a Glance Contract Report for 762180/0001 - September 2019

Name or company name	MR RJ BROMILEY
Contract type name	GDS Contract
Purpose of contract	General
Contract start date	01/04/2006
Contract end date	

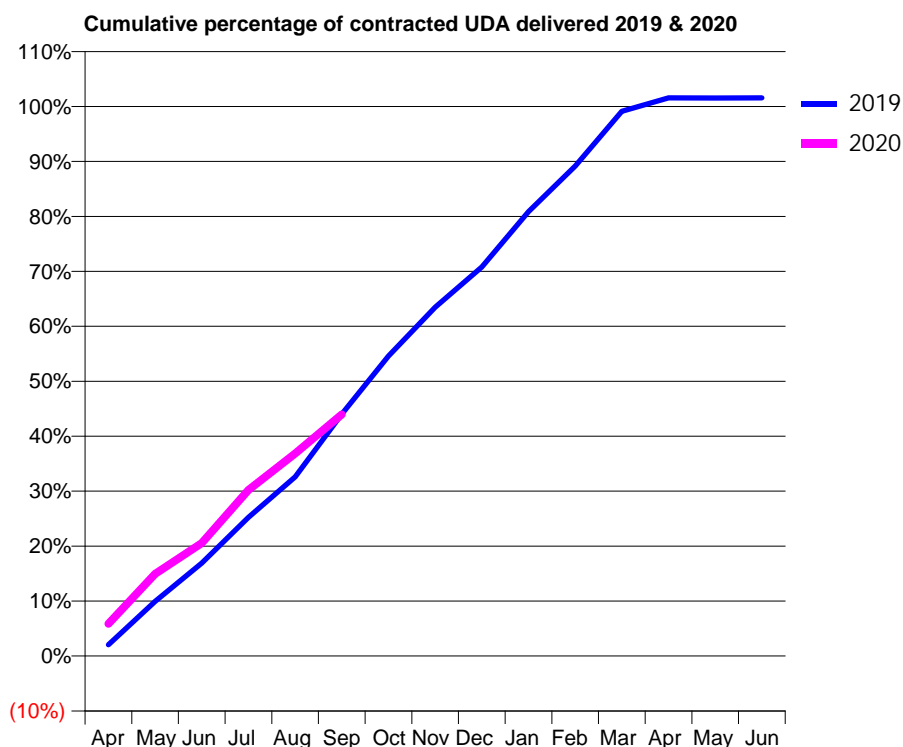
19/20 Contracted general activity (UDA)	23,124
Carry forward general activity (UDA)	-361
19/20 Contracted orthodontic activity (UOA)	0
Carry forward orthodontic activity (UOA)	0
Baseline contract value	£794,042.98

### ACCESS\*

Patients seen in 24 months	Total	Change since previous quarter
Quarter ending September 2018	8,813	
Quarter ending December 2018	9,351	↑
Quarter ending March 2019	9,560	↑
Quarter ending June 2019	9,681	→
Quarter ending September 2019	9,695	→
<b>Variance since September 2018</b>	<b>10.0%</b>	<b>↑</b>



### ACTIVITY



Month	Adjusted Scheduled Activity (UDA)	
	2019	2020
April	477	1,353
May	2,301	3,457
June	3,906	4,752
July	5,832	6,986
August	7,542	8,521
September	10,180	10,166
October	12,625	
November	14,674	
December	16,366	
January	18,702	
February	20,615	
March	22,921	
April	23,486	
May	23,480	
June	23,485	

### QUALITY

	Quantity	Base Number	Contract	AT	Region	England
% of FP17s for the same patient ID Re-attending within 3 months - Children	225	2,547	8.8%	9.3%	12.1%	11.5%
% of FP17s for the same patient ID Re-attending within 3 months - Adults	741	4,750	15.6%	12.3%	15.6%	15.4%
% of FP17s for the same patient ID Re-attending between 3 & 9 months - Children	1,932	2,547	75.9%	64.4%	61.2%	59.7%
% of FP17s for the same patient ID Re-attending between 3 & 9 months - Adults	2,648	4,750	55.7%	55.8%	54.3%	51.7%
% of FP17s for Band 1 Urgent Courses	626	6,085	10.3%	7.8%	9.1%	9.2%
% of FP17s Relating to Free Repair or Replacements	49	6,085	0.8%	0.9%	0.9%	0.7%
% of FP17s Relating to Continuations	15	6,085	0.2%	0.9%	1.0%	0.8%
% of Patients satisfied with the dentistry they have received	6	7	N/A	94.0%	94.4%	93.5%
% of Patients satisfied with the time they had to wait for an appointment	7	7	N/A	89.8%	88.1%	87.4%

\* This is based on patients treated on this contract for their most recent course of treatment. Figures in italics indicate the base number of FP17s or Patient Questionnaire responses are less than 100. N/A is shown where the base number of responses is less than 10 during the period. % is calculated as Quantity/Base number\*100

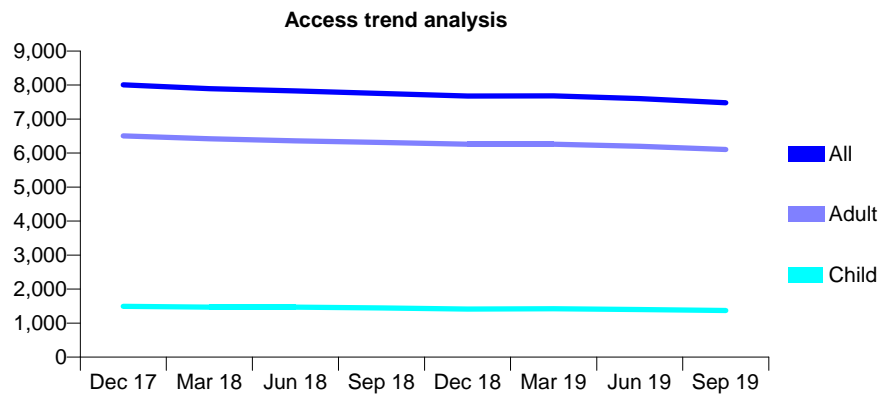
## Q50 - Vital Signs At a Glance Contract Report for 772275/0001 - September 2019

Name or company name	MS MM ODUKOYA
Contract type name	GDS Contract
Purpose of contract	General
Contract start date	01/04/2006
Contract end date	

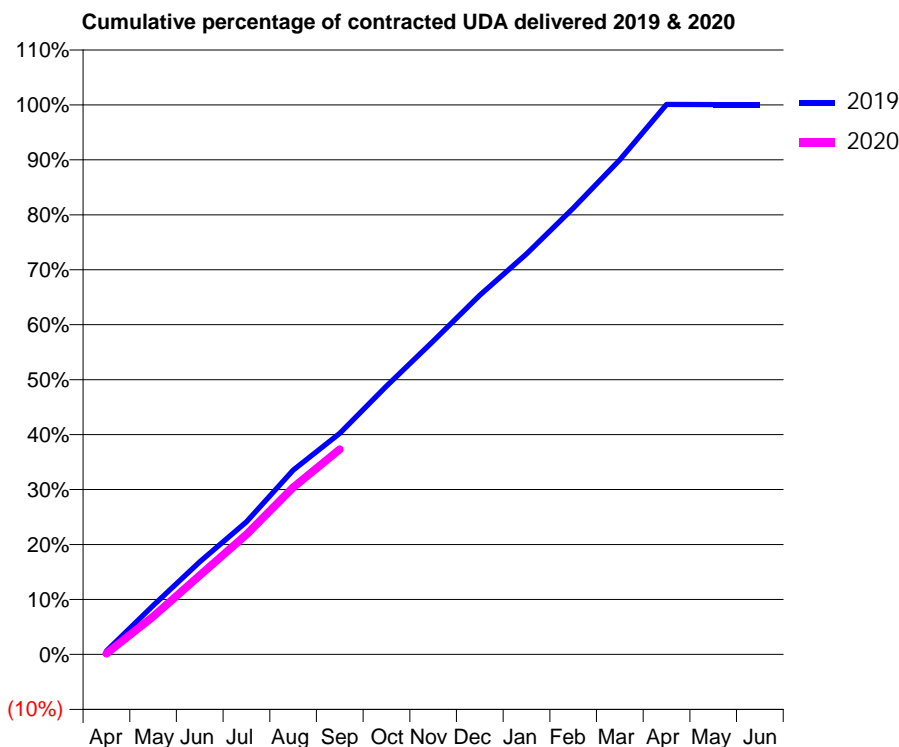
19/20 Contracted general activity (UDA)	19,042
Carry forward general activity (UDA)	-8
19/20 Contracted orthodontic activity (UOA)	0
Carry forward orthodontic activity (UOA)	0
Baseline contract value	£613,946.20

### ACCESS\*

Patients seen in 24 months	Total	Change since previous quarter
Quarter ending September 2018	7,756	
Quarter ending December 2018	7,675	↓
Quarter ending March 2019	7,684	→
Quarter ending June 2019	7,600	↓
Quarter ending September 2019	7,480	↓
<b>Variance since September 2018</b>	<b>(3.6%)</b>	<b>↓</b>



### ACTIVITY



Month	Adjusted Scheduled Activity (UDA)	
	2019	2020
April	119	30
May	1,695	1,310
June	3,210	2,737
July	4,595	4,155
August	6,389	5,786
September	7,659	7,111
October	9,295	
November	10,855	
December	12,445	
January	13,877	
February	15,462	
March	17,139	
April	19,057	
May	19,052	
June	19,050	

### QUALITY

	Quantity	Base Number	Contract	AT	Region	England
% of FP17s for the same patient ID Re-attending within 3 months - Children	76	1,241	6.1%	9.3%	12.1%	11.5%
% of FP17s for the same patient ID Re-attending within 3 months - Adults	572	4,429	12.9%	12.3%	15.6%	15.4%
% of FP17s for the same patient ID Re-attending between 3 & 9 months - Children	915	1,241	73.7%	64.4%	61.2%	59.7%
% of FP17s for the same patient ID Re-attending between 3 & 9 months - Adults	2,046	4,429	46.2%	55.8%	54.3%	51.7%
% of FP17s for Band 1 Urgent Courses	350	4,534	7.7%	7.8%	9.1%	9.2%
% of FP17s Relating to Free Repair or Replacements	102	4,534	2.2%	0.9%	0.9%	0.7%
% of FP17s Relating to Continuations	52	4,534	1.1%	0.9%	1.0%	0.8%
% of Patients satisfied with the dentistry they have received	7	8	N/A	94.0%	94.4%	93.5%
% of Patients satisfied with the time they had to wait for an appointment	7	8	N/A	89.8%	88.1%	87.4%

\* This is based on patients treated on this contract for their most recent course of treatment. Figures in italics indicate the base number of FP17s or Patient Questionnaire responses are less than 100. N/A is shown where the base number of responses is less than 10 during the period. % is calculated as Quantity/Base number\*100

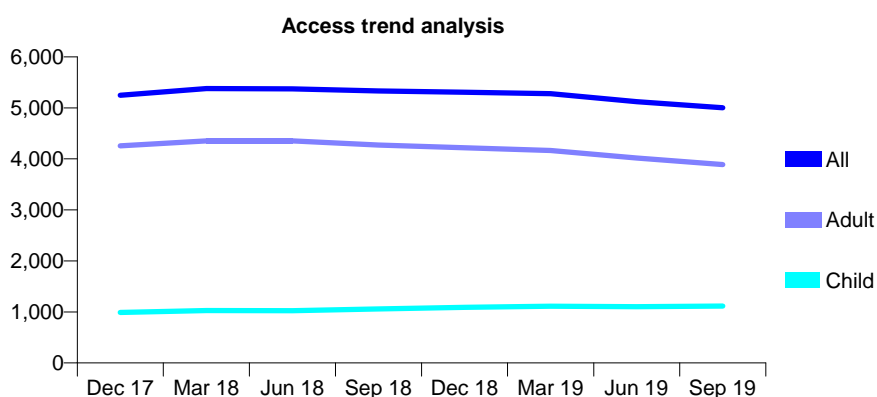
## Q50 - Vital Signs At a Glance Contract Report for 776882/0001 - September 2019

Name or company name	Dental Design Studio Hull
Contract type name	GDS Contract
Purpose of contract	General
Contract start date	01/12/2006
Contract end date	

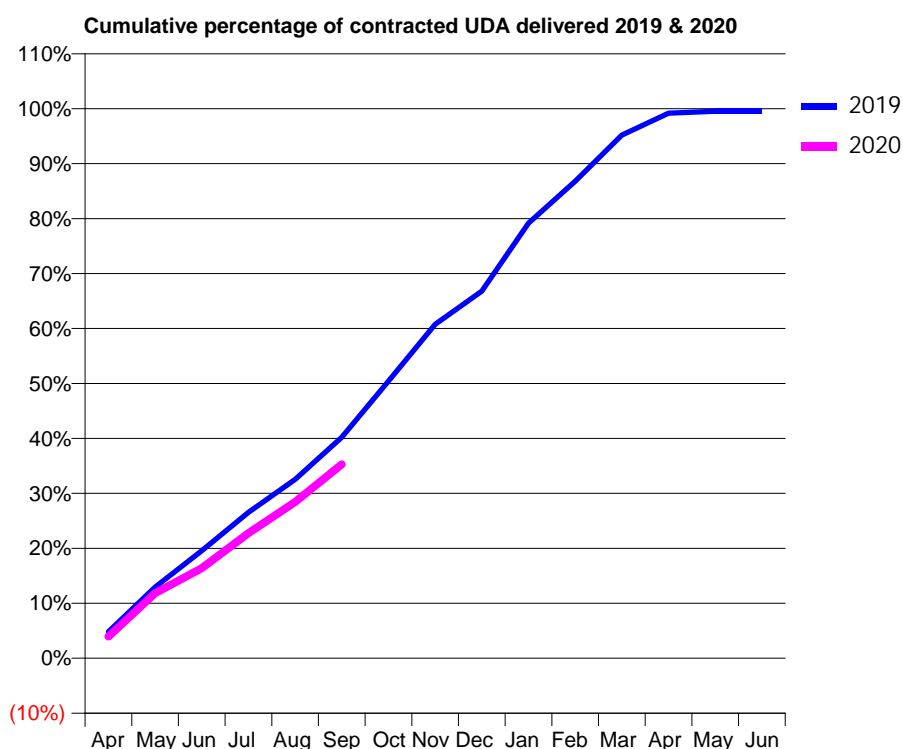
19/20 Contracted general activity (UDA)	13,078
Carry forward general activity (UDA)	61
19/20 Contracted orthodontic activity (UOA)	0
Carry forward orthodontic activity (UOA)	0
Baseline contract value	£356,309.74

### ACCESS\*

Patients seen in 24 months	Total	Change since previous quarter
Quarter ending September 2018	5,332	
Quarter ending December 2018	5,306	→
Quarter ending March 2019	5,277	→
Quarter ending June 2019	5,119	↓
Quarter ending September 2019	5,003	↓
<b>Variance since September 2018</b>	<b>(6.2%)</b>	<b>↓</b>



### ACTIVITY



Month	2019	2020
April	631	515
May	1,692	1,547
June	2,555	2,145
July	3,471	2,976
August	4,258	3,722
September	5,257	4,614
October	6,595	
November	7,944	
December	8,734	
January	10,353	
February	11,350	
March	12,447	
April	12,968	
May	13,016	
June	13,017	

### QUALITY

	Quantity	Base Number	Contract	AT	Region	England
% of FP17s for the same patient ID Re-attending within 3 months - Children	73	905	8.1%	9.3%	12.1%	11.5%
% of FP17s for the same patient ID Re-attending within 3 months - Adults	330	2,778	11.9%	12.3%	15.6%	15.4%
% of FP17s for the same patient ID Re-attending between 3 & 9 months - Children	560	905	61.9%	64.4%	61.2%	59.7%
% of FP17s for the same patient ID Re-attending between 3 & 9 months - Adults	1,683	2,778	60.6%	55.8%	54.3%	51.7%
% of FP17s for Band 1 Urgent Courses	255	2,630	9.7%	7.8%	9.1%	9.2%
% of FP17s Relating to Free Repair or Replacements	22	2,630	0.8%	0.9%	0.9%	0.7%
% of FP17s Relating to Continuations	14	2,630	0.5%	0.9%	1.0%	0.8%
% of Patients satisfied with the dentistry they have received	1	1	N/A	94.0%	94.4%	93.5%
% of Patients satisfied with the time they had to wait for an appointment	1	1	N/A	89.8%	88.1%	87.4%

\* This is based on patients treated on this contract for their most recent course of treatment. Figures in italics indicate the base number of FP17s or Patient Questionnaire responses are less than 100. N/A is shown where the base number of responses is less than 10 during the period. % is calculated as Quantity/Base number\*100

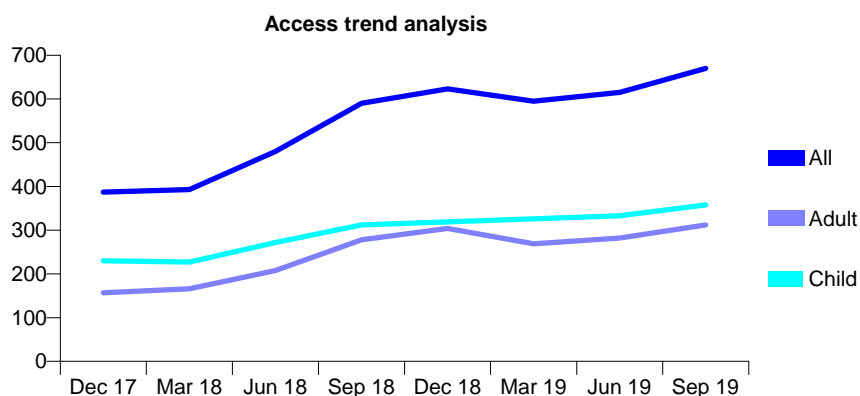
## Q50 - Vital Signs At a Glance Contract Report for 802425/0001 - September 2019

Name or company name	Skipper & Moran
Contract type name	GDS Contract
Purpose of contract	General and Orthodontic
Contract start date	01/04/2006
Contract end date	

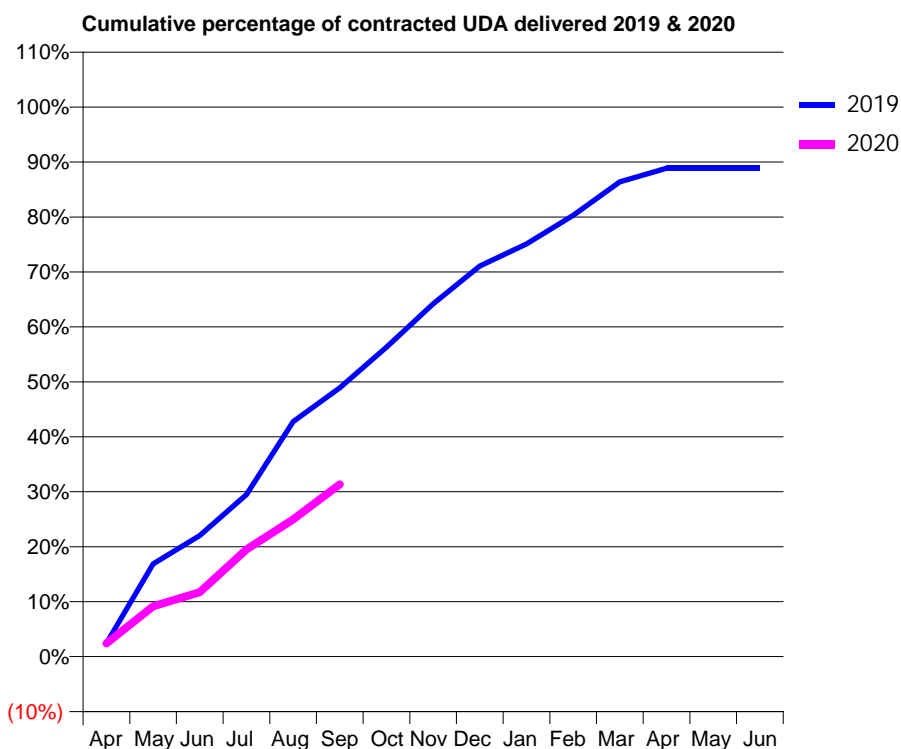
19/20 Contracted general activity (UDA)	1,846
Carry forward general activity (UDA)	0
19/20 Contracted orthodontic activity (UOA)	0
Carry forward orthodontic activity (UOA)	0
Baseline contract value	£85,792.62

### ACCESS\*

Patients seen in 24 months	Total	Change since previous quarter
Quarter ending September 2018	590	
Quarter ending December 2018	623	↑
Quarter ending March 2019	595	↓
Quarter ending June 2019	615	↑
Quarter ending September 2019	670	↑
<b>Variance since September 2018</b>	<b>13.6%</b>	<b>↑</b>



### ACTIVITY



Month	Adjusted Scheduled Activity (UDA)	
	2019	2020
April	45	45
May	311	169
June	406	217
July	545	360
August	790	461
September	903	579
October	1,039	
November	1,185	
December	1,312	
January	1,386	
February	1,483	
March	1,595	
April	1,640	
May	1,640	
June	1,640	

### QUALITY

	Quantity	Base Number	Contract	AT	Region	England
% of FP17s for the same patient ID Re-attending within 3 months - Children	20	298	6.7%	9.3%	12.1%	11.5%
% of FP17s for the same patient ID Re-attending within 3 months - Adults	8	145	5.5%	12.3%	15.6%	15.4%
% of FP17s for the same patient ID Re-attending between 3 & 9 months - Children	171	298	57.4%	64.4%	61.2%	59.7%
% of FP17s for the same patient ID Re-attending between 3 & 9 months - Adults	33	145	22.8%	55.8%	54.3%	51.7%
% of FP17s for Band 1 Urgent Courses	75	418	17.9%	7.8%	9.1%	9.2%
% of FP17s Relating to Free Repair or Replacements	0	418	0.0%	0.9%	0.9%	0.7%
% of FP17s Relating to Continuations	6	418	1.4%	0.9%	1.0%	0.8%
% of Patients satisfied with the dentistry they have received	1	1	N/A	94.0%	94.4%	93.5%
% of Patients satisfied with the time they had to wait for an appointment	1	1	N/A	89.8%	88.1%	87.4%

\* This is based on patients treated on this contract for their most recent course of treatment. Figures in italics indicate the base number of FP17s or Patient Questionnaire responses are less than 100. N/A is shown where the base number of responses is less than 10 during the period. % is calculated as Quantity/Base number\*100

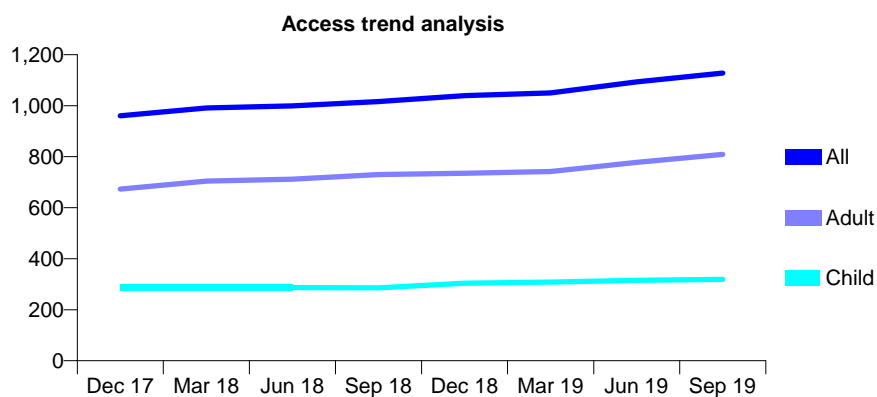
## Q50 - Vital Signs At a Glance Contract Report for 810223/0001 - September 2019

Name or company name	MR SW HEYLINGS
Contract type name	GDS Contract
Purpose of contract	General
Contract start date	01/04/2006
Contract end date	

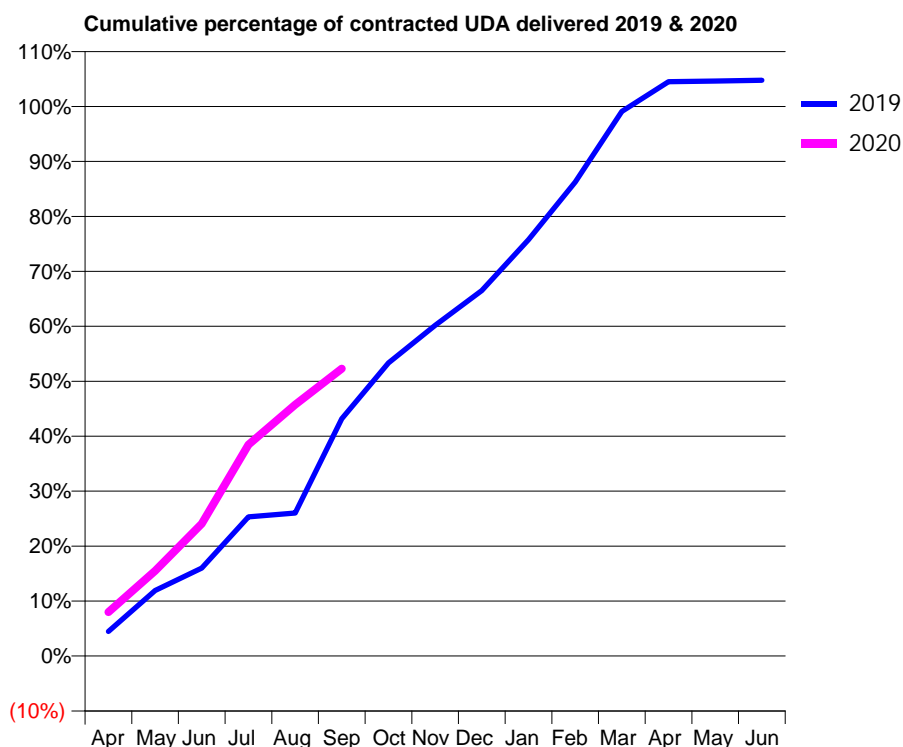
19/20 Contracted general activity (UDA)	2,635
Carry forward general activity (UDA)	-53
19/20 Contracted orthodontic activity (UOA)	0
Carry forward orthodontic activity (UOA)	0
Baseline contract value	£73,975.50

### ACCESS\*

Patients seen in 24 months	Total	Change since previous quarter
Quarter ending September 2018	1,016	
Quarter ending December 2018	1,039	↑
Quarter ending March 2019	1,050	→
Quarter ending June 2019	1,093	↑
Quarter ending September 2019	1,128	↑
<b>Variance since September 2018</b>	<b>11.0%</b>	<b>↑</b>



### ACTIVITY



Month	Adjusted Scheduled Activity (UDA)	
	2019	2020
April	118	211
May	314	409
June	422	634
July	667	1,013
August	686	1,205
September	1,138	1,377
October	1,405	
November	1,586	
December	1,752	
January	1,996	
February	2,272	
March	2,611	
April	2,754	
May	2,757	
June	2,761	

### QUALITY

	Quantity	Base Number	Contract	AT	Region	England
% of FP17s for the same patient ID Re-attending within 3 months - Children	4	178	2.2%	9.3%	12.1%	11.5%
% of FP17s for the same patient ID Re-attending within 3 months - Adults	90	557	16.2%	12.3%	15.6%	15.4%
% of FP17s for the same patient ID Re-attending between 3 & 9 months - Children	98	178	55.1%	64.4%	61.2%	59.7%
% of FP17s for the same patient ID Re-attending between 3 & 9 months - Adults	266	557	47.8%	55.8%	54.3%	51.7%
% of FP17s for Band 1 Urgent Courses	32	664	4.8%	7.8%	9.1%	9.2%
% of FP17s Relating to Free Repair or Replacements	1	664	0.2%	0.9%	0.9%	0.7%
% of FP17s Relating to Continuations	5	664	0.8%	0.9%	1.0%	0.8%
% of Patients satisfied with the dentistry they have received	1	1	N/A	94.0%	94.4%	93.5%
% of Patients satisfied with the time they had to wait for an appointment	1	1	N/A	89.8%	88.1%	87.4%

\* This is based on patients treated on this contract for their most recent course of treatment. Figures in italics indicate the base number of FP17s or Patient Questionnaire responses are less than 100. N/A is shown where the base number of responses is less than 10 during the period. % is calculated as Quantity/Base number\*100



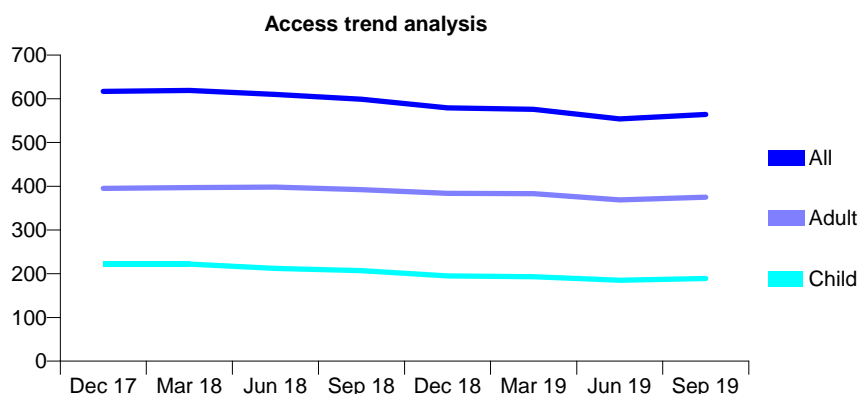
## Q50 - Vital Signs At a Glance Contract Report for 810290/0001 - September 2019

Name or company name	MR PA RIDING
Contract type name	GDS Contract
Purpose of contract	General
Contract start date	01/04/2006
Contract end date	

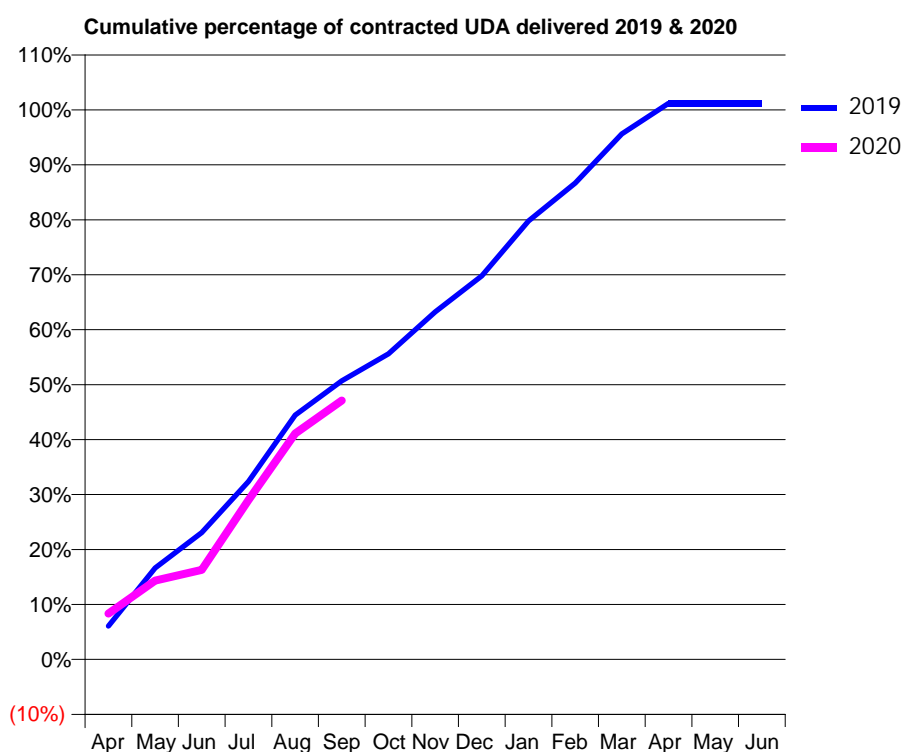
19/20 Contracted general activity (UDA)	1,711
Carry forward general activity (UDA)	-20
19/20 Contracted orthodontic activity (UOA)	0
Carry forward orthodontic activity (UOA)	0
Baseline contract value	£52,928.32

### ACCESS\*

Patients seen in 24 months	Total	Change since previous quarter
Quarter ending September 2018	599	
Quarter ending December 2018	579	↓
Quarter ending March 2019	576	→
Quarter ending June 2019	554	↓
Quarter ending September 2019	564	→
<b>Variance since September 2018</b>	<b>(5.8%)</b>	<b>↓</b>



### ACTIVITY



Month	2019	2020
April	104	143
May	285	245
June	395	279
July	554	496
August	761	703
September	867	806
October	952	
November	1,082	
December	1,194	
January	1,365	
February	1,483	
March	1,636	
April	1,731	
May	1,731	
June	1,731	

### QUALITY

	Quantity	Base Number	Contract	AT	Region	England
% of FP17s for the same patient ID Re-attending within 3 months - Children	7	134	5.2%	9.3%	12.1%	11.5%
% of FP17s for the same patient ID Re-attending within 3 months - Adults	17	211	8.1%	12.3%	15.6%	15.4%
% of FP17s for the same patient ID Re-attending between 3 & 9 months - Children	80	134	59.7%	64.4%	61.2%	59.7%
% of FP17s for the same patient ID Re-attending between 3 & 9 months - Adults	112	211	53.1%	55.8%	54.3%	51.7%
% of FP17s for Band 1 Urgent Courses	5	304	1.6%	7.8%	9.1%	9.2%
% of FP17s Relating to Free Repair or Replacements	0	304	0.0%	0.9%	0.9%	0.7%
% of FP17s Relating to Continuations	1	304	0.3%	0.9%	1.0%	0.8%
% of Patients satisfied with the dentistry they have received	0	0	N/A	94.0%	94.4%	93.5%
% of Patients satisfied with the time they had to wait for an appointment	0	0	N/A	89.8%	88.1%	87.4%

\* This is based on patients treated on this contract for their most recent course of treatment. Figures in italics indicate the base number of FP17s or Patient Questionnaire responses are less than 100. N/A is shown where the base number of responses is less than 10 during the period. % is calculated as Quantity/Base number\*100

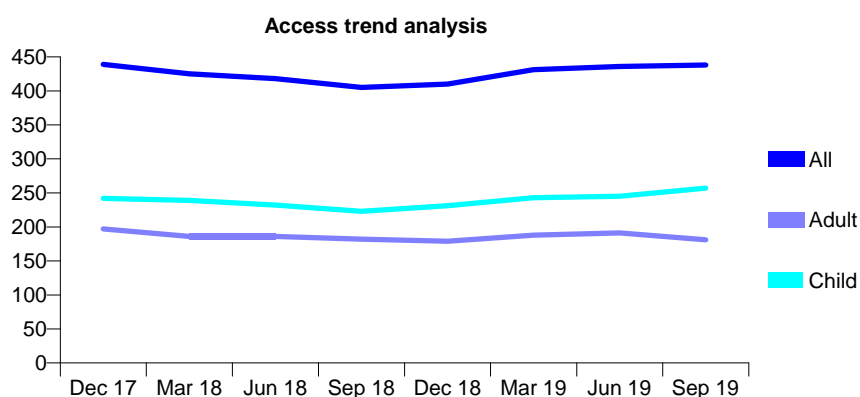
## Q50 - Vital Signs At a Glance Contract Report for 811076/0001 - September 2019

Name or company name	MR DR FEIRN
Contract type name	GDS Contract
Purpose of contract	General and Orthodontic
Contract start date	01/04/2006
Contract end date	

19/20 Contracted general activity (UDA)	1,000
Carry forward general activity (UDA)	0
19/20 Contracted orthodontic activity (UOA)	220
Carry forward orthodontic activity (UOA)	0
Baseline contract value	£41,375.94

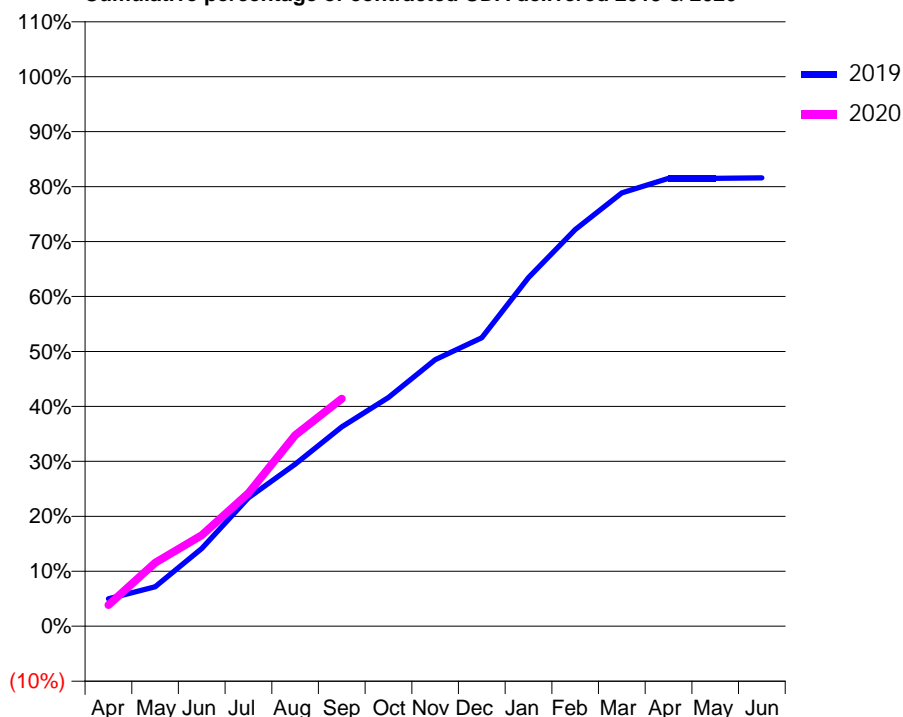
### ACCESS\*

Patients seen in 24 months	Total	Change since previous quarter
Quarter ending September 2018	405	
Quarter ending December 2018	410	→
Quarter ending March 2019	431	↑
Quarter ending June 2019	436	→
Quarter ending September 2019	438	→
<b>Variance since September 2018</b>	<b>8.1%</b>	<b>↑</b>



### ACTIVITY

Cumulative percentage of contracted UDA delivered 2019 & 2020



Adjusted Scheduled Activity (UDA)

Month	2019	2020
April	50	39
May	72	115
June	141	166
July	234	242
August	295	348
September	363	414
October	416	
November	485	
December	525	
January	634	
February	722	
March	789	
April	815	
May	815	
June	816	

### QUALITY

	Quantity	Base Number	Contract	AT	Region	England
% of FP17s for the same patient ID Re-attending within 3 months - Children	21	210	10.0%	9.3%	12.1%	11.5%
% of FP17s for the same patient ID Re-attending within 3 months - Adults	18	97	18.6%	12.3%	15.6%	15.4%
% of FP17s for the same patient ID Re-attending between 3 & 9 months - Children	113	210	53.8%	64.4%	61.2%	59.7%
% of FP17s for the same patient ID Re-attending between 3 & 9 months - Adults	42	97	43.3%	55.8%	54.3%	51.7%
% of FP17s for Band 1 Urgent Courses	24	280	8.6%	7.8%	9.1%	9.2%
% of FP17s Relating to Free Repair or Replacements	0	280	0.0%	0.9%	0.9%	0.7%
% of FP17s Relating to Continuations	1	280	0.4%	0.9%	1.0%	0.8%
% of Patients satisfied with the dentistry they have received	0	0	N/A	94.0%	94.4%	93.5%
% of Patients satisfied with the time they had to wait for an appointment	0	0	N/A	89.8%	88.1%	87.4%

\* This is based on patients treated on this contract for their most recent course of treatment.

Figures in italics indicate the base number of FP17s or Patient Questionnaire responses are less than 100. N/A is shown where the base number of responses is less than 10 during the period. % is calculated as Quantity/Base number\*100

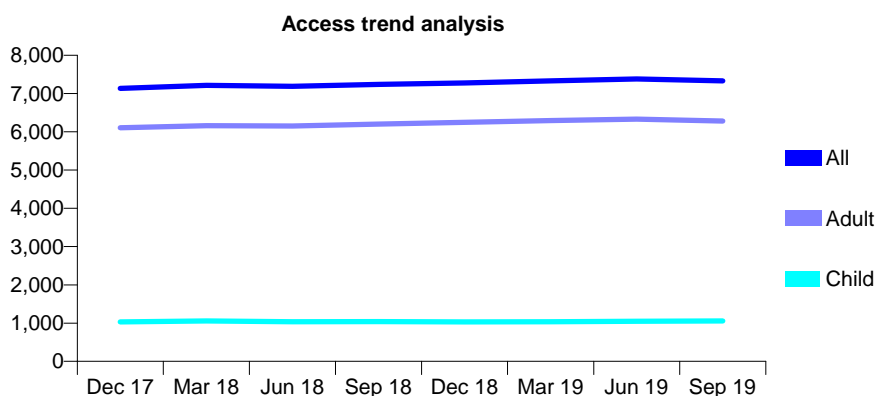
## Q50 - Vital Signs At a Glance Contract Report for 819794/0001 - September 2019

Name or company name	Stokesley Dental Practice
Contract type name	GDS Contract
Purpose of contract	General
Contract start date	01/12/2006
Contract end date	

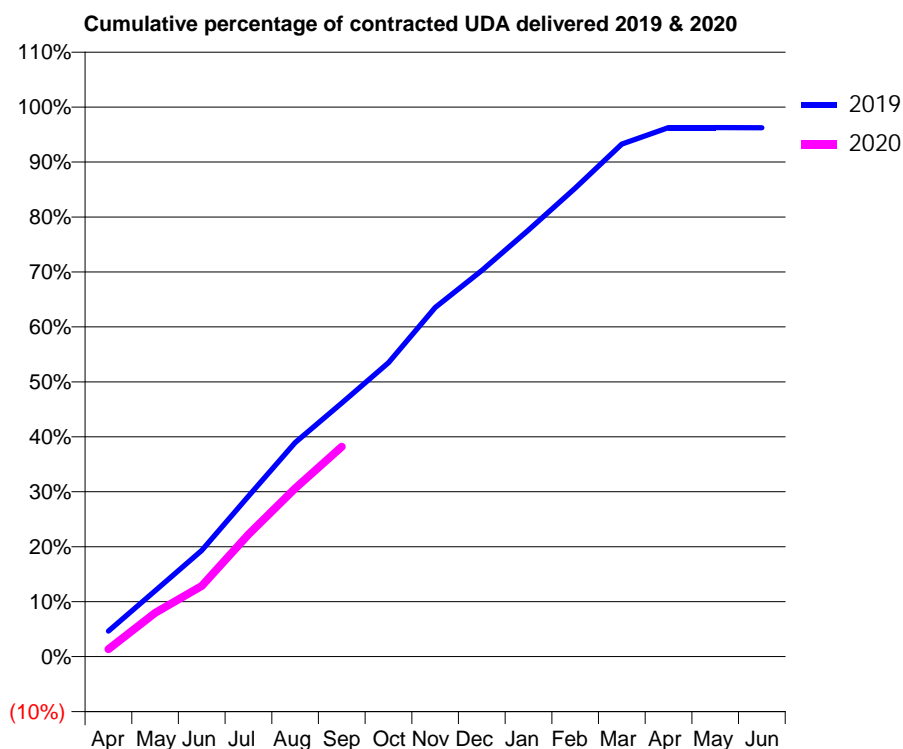
19/20 Contracted general activity (UDA)	24,510
Carry forward general activity (UDA)	924
19/20 Contracted orthodontic activity (UOA)	0
Carry forward orthodontic activity (UOA)	0
Baseline contract value	£589,185.10

### ACCESS\*

Patients seen in 24 months	Total	Change since previous quarter
Quarter ending September 2018	7,237	
Quarter ending December 2018	7,277	→
Quarter ending March 2019	7,330	→
Quarter ending June 2019	7,382	→
Quarter ending September 2019	7,332	→
<b>Variance since September 2018</b>	<b>1.3%</b>	<b>→</b>



### ACTIVITY



Month	Adjusted Scheduled Activity (UDA)	
	2019	2020
April	1,141	327
May	2,934	1,955
June	4,736	3,149
July	7,157	5,453
August	9,552	7,511
September	11,308	9,367
October	13,103	
November	15,569	
December	17,221	
January	19,026	
February	20,896	
March	22,858	
April	23,594	
May	23,589	
June	23,586	

### QUALITY

	Quantity	Base Number	Contract	AT	Region	England
% of FP17s for the same patient ID Re-attending within 3 months - Children	58	935	6.2%	9.3%	12.1%	11.5%
% of FP17s for the same patient ID Re-attending within 3 months - Adults	822	5,766	14.3%	12.3%	15.6%	15.4%
% of FP17s for the same patient ID Re-attending between 3 & 9 months - Children	654	935	69.9%	64.4%	61.2%	59.7%
% of FP17s for the same patient ID Re-attending between 3 & 9 months - Adults	4,040	5,766	70.1%	55.8%	54.3%	51.7%
% of FP17s for Band 1 Urgent Courses	657	6,301	10.4%	7.8%	9.1%	9.2%
% of FP17s Relating to Free Repair or Replacements	173	6,301	2.7%	0.9%	0.9%	0.7%
% of FP17s Relating to Continuations	96	6,301	1.5%	0.9%	1.0%	0.8%
% of Patients satisfied with the dentistry they have received	5	6	N/A	94.0%	94.4%	93.5%
% of Patients satisfied with the time they had to wait for an appointment	6	6	N/A	89.8%	88.1%	87.4%

\* This is based on patients treated on this contract for their most recent course of treatment. Figures in italics indicate the base number of FP17s or Patient Questionnaire responses are less than 100. N/A is shown where the base number of responses is less than 10 during the period. % is calculated as Quantity/Base number\*100

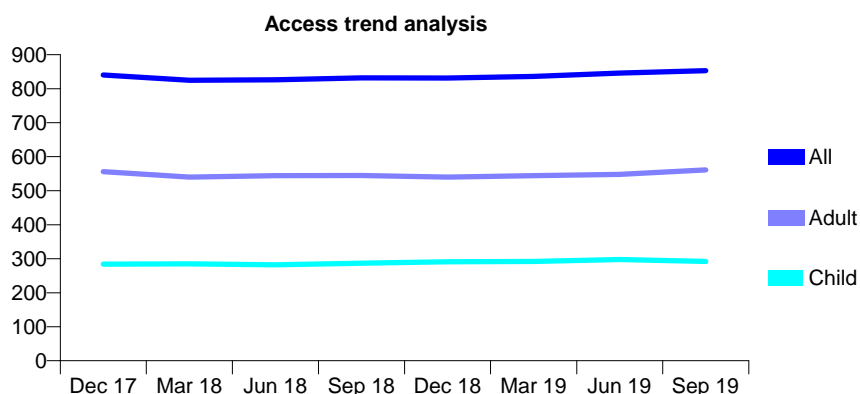
## Q50 - Vital Signs At a Glance Contract Report for 824100/0001 - September 2019

Name or company name	MR AR DICKENS
Contract type name	GDS Contract
Purpose of contract	General
Contract start date	01/04/2006
Contract end date	

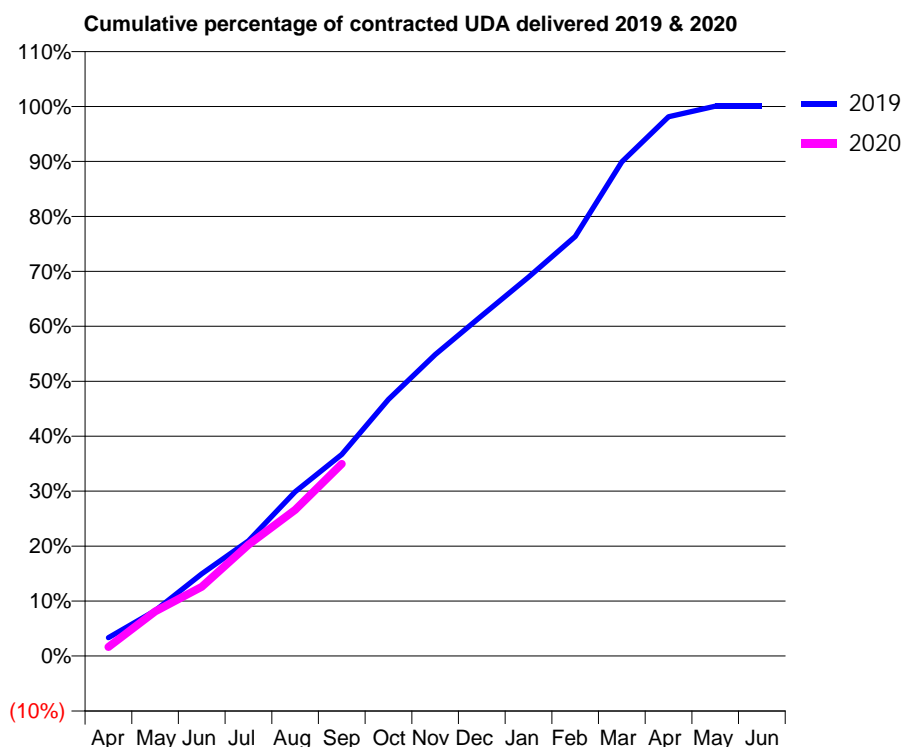
19/20 Contracted general activity (UDA)	1,924
Carry forward general activity (UDA)	-1
19/20 Contracted orthodontic activity (UOA)	0
Carry forward orthodontic activity (UOA)	0
Baseline contract value	£59,846.72

### ACCESS\*

Patients seen in 24 months	Total	Change since previous quarter
Quarter ending September 2018	832	
Quarter ending December 2018	831	→
Quarter ending March 2019	836	→
Quarter ending June 2019	846	→
Quarter ending September 2019	853	→
<b>Variance since September 2018</b>	<b>2.5%</b>	<b>↑</b>



### ACTIVITY



Month	Adjusted Scheduled Activity (UDA)	
	2019	2020
April	64	32
May	159	156
June	288	243
July	403	390
August	575	512
September	706	672
October	898	
November	1,055	
December	1,191	
January	1,327	
February	1,468	
March	1,730	
April	1,888	
May	1,925	
June	1,925	

### QUALITY

	Quantity	Base Number	Contract	AT	Region	England
% of FP17s for the same patient ID Re-attending within 3 months - Children	15	182	8.2%	9.3%	12.1%	11.5%
% of FP17s for the same patient ID Re-attending within 3 months - Adults	36	303	11.9%	12.3%	15.6%	15.4%
% of FP17s for the same patient ID Re-attending between 3 & 9 months - Children	91	182	50.0%	64.4%	61.2%	59.7%
% of FP17s for the same patient ID Re-attending between 3 & 9 months - Adults	129	303	42.6%	55.8%	54.3%	51.7%
% of FP17s for Band 1 Urgent Courses	37	412	9.0%	7.8%	9.1%	9.2%
% of FP17s Relating to Free Repair or Replacements	1	412	0.2%	0.9%	0.9%	0.7%
% of FP17s Relating to Continuations	2	412	0.5%	0.9%	1.0%	0.8%
% of Patients satisfied with the dentistry they have received	8	8	N/A	94.0%	94.4%	93.5%
% of Patients satisfied with the time they had to wait for an appointment	8	8	N/A	89.8%	88.1%	87.4%

\* This is based on patients treated on this contract for their most recent course of treatment. Figures in italics indicate the base number of FP17s or Patient Questionnaire responses are less than 100. N/A is shown where the base number of responses is less than 10 during the period. % is calculated as Quantity/Base number\*100

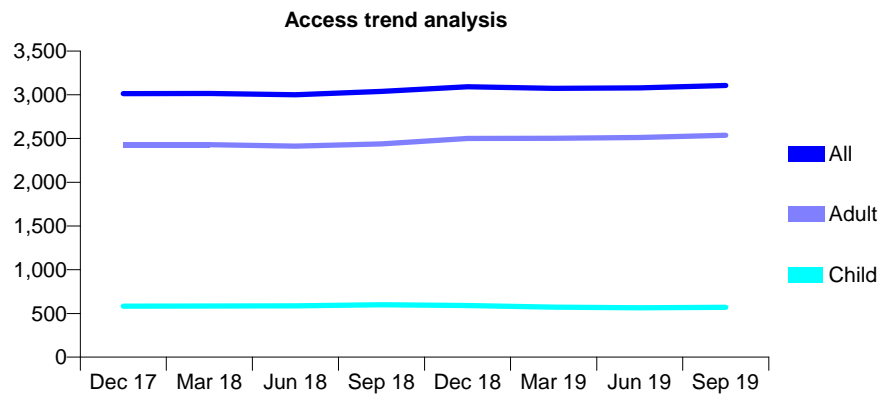
## Q50 - Vital Signs At a Glance Contract Report for 844152/0001 - September 2019

Name or company name	MR ST COLES
Contract type name	GDS Contract
Purpose of contract	General
Contract start date	01/04/2006
Contract end date	

19/20 Contracted general activity (UDA)	8,810
Carry forward general activity (UDA)	0
19/20 Contracted orthodontic activity (UOA)	0
Carry forward orthodontic activity (UOA)	0
Baseline contract value	£279,060.13

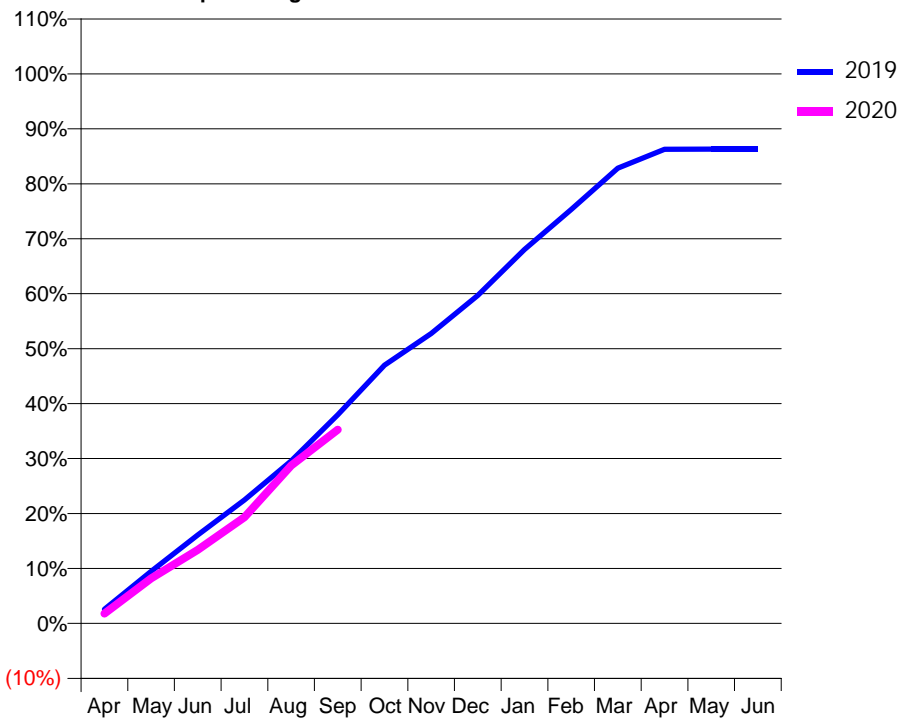
### ACCESS\*

Patients seen in 24 months	Total	Change since previous quarter
Quarter ending September 2018	3,039	
Quarter ending December 2018	3,092	→
Quarter ending March 2019	3,074	→
Quarter ending June 2019	3,078	→
Quarter ending September 2019	3,106	→
<b>Variance since September 2018</b>	<b>2.2%</b>	<b>↑</b>



### ACTIVITY

Cumulative percentage of contracted UDA delivered 2019 & 2020



Month	2019	2020
April	228	157
May	835	722
June	1,418	1,178
July	1,979	1,702
August	2,604	2,531
September	3,345	3,105
October	4,139	
November	4,647	
December	5,258	
January	5,993	
February	6,637	
March	7,298	
April	7,601	
May	7,604	
June	7,604	

### QUALITY

	Quantity	Base Number	Contract	AT	Region	England
% of FP17s for the same patient ID Re-attending within 3 months - Children	18	278	6.5%	9.3%	12.1%	11.5%
% of FP17s for the same patient ID Re-attending within 3 months - Adults	195	1,309	14.9%	12.3%	15.6%	15.4%
% of FP17s for the same patient ID Re-attending between 3 & 9 months - Children	49	278	17.6%	64.4%	61.2%	59.7%
% of FP17s for the same patient ID Re-attending between 3 & 9 months - Adults	307	1,309	23.5%	55.8%	54.3%	51.7%
% of FP17s for Band 1 Urgent Courses	88	1,445	6.1%	7.8%	9.1%	9.2%
% of FP17s Relating to Free Repair or Replacements	10	1,445	0.7%	0.9%	0.9%	0.7%
% of FP17s Relating to Continuations	6	1,445	0.4%	0.9%	1.0%	0.8%
% of Patients satisfied with the dentistry they have received	0	1	N/A	94.0%	94.4%	93.5%
% of Patients satisfied with the time they had to wait for an appointment	0	1	N/A	89.8%	88.1%	87.4%

\* This is based on patients treated on this contract for their most recent course of treatment. Figures in italics indicate the base number of FP17s or Patient Questionnaire responses are less than 100. N/A is shown where the base number of responses is less than 10 during the period. % is calculated as Quantity/Base number\*100

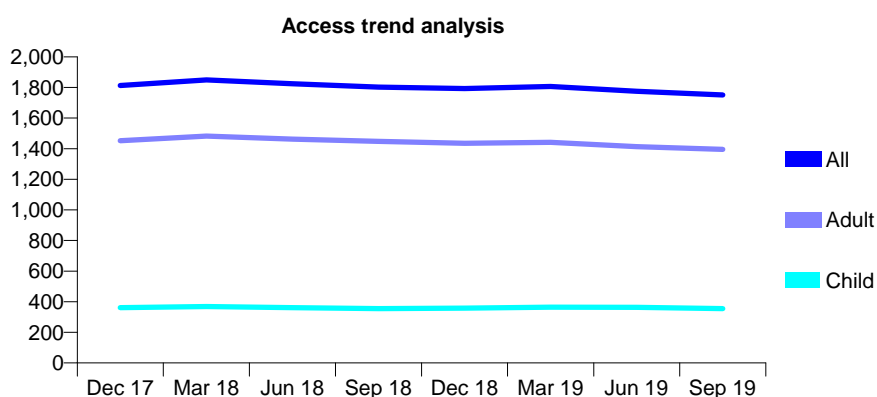
## Q50 - Vital Signs At a Glance Contract Report for 854549/0001 - September 2019

Name or company name	Nirav Thakker Dental Limited
Contract type name	GDS Contract
Purpose of contract	General
Contract start date	20/07/2009
Contract end date	

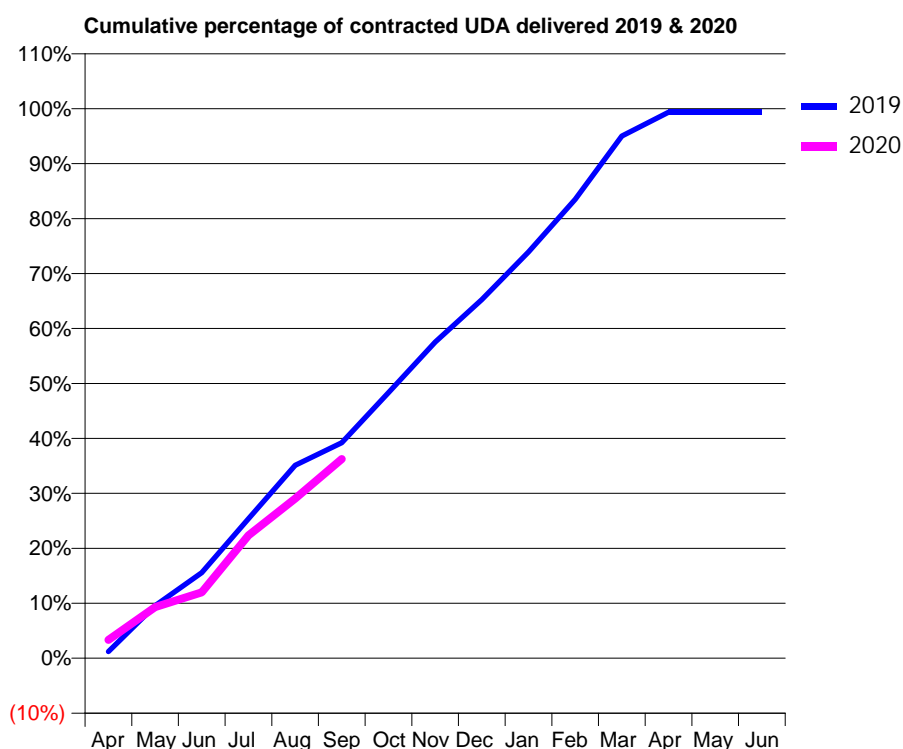
19/20 Contracted general activity (UDA)	7,000
Carry forward general activity (UDA)	45
19/20 Contracted orthodontic activity (UOA)	0
Carry forward orthodontic activity (UOA)	0
Baseline contract value	£194,657.08

### ACCESS\*

Patients seen in 24 months	Total	Change since previous quarter
Quarter ending September 2018	1,803	
Quarter ending December 2018	1,793	→
Quarter ending March 2019	1,807	→
Quarter ending June 2019	1,776	↓
Quarter ending September 2019	1,751	↓
<b>Variance since September 2018</b>	<b>(2.9%)</b>	<b>↓</b>



### ACTIVITY



Month	2019	2020
April	86	233
May	670	652
June	1,089	840
July	1,775	1,566
August	2,457	2,033
September	2,745	2,537
October	3,383	
November	4,027	
December	4,567	
January	5,176	
February	5,846	
March	6,651	
April	6,953	
May	6,955	
June	6,955	

### QUALITY

	Quantity	Base Number	Contract	AT	Region	England
% of FP17s for the same patient ID Re-attending within 3 months - Children	23	347	6.6%	9.3%	12.1%	11.5%
% of FP17s for the same patient ID Re-attending within 3 months - Adults	164	1,223	13.4%	12.3%	15.6%	15.4%
% of FP17s for the same patient ID Re-attending between 3 & 9 months - Children	284	347	81.8%	64.4%	61.2%	59.7%
% of FP17s for the same patient ID Re-attending between 3 & 9 months - Adults	933	1,223	76.3%	55.8%	54.3%	51.7%
% of FP17s for Band 1 Urgent Courses	53	1,488	3.6%	7.8%	9.1%	9.2%
% of FP17s Relating to Free Repair or Replacements	18	1,488	1.2%	0.9%	0.9%	0.7%
% of FP17s Relating to Continuations	6	1,488	0.4%	0.9%	1.0%	0.8%
% of Patients satisfied with the dentistry they have received	0	0	N/A	94.0%	94.4%	93.5%
% of Patients satisfied with the time they had to wait for an appointment	0	0	N/A	89.8%	88.1%	87.4%

\* This is based on patients treated on this contract for their most recent course of treatment. Figures in italics indicate the base number of FP17s or Patient Questionnaire responses are less than 100. N/A is shown where the base number of responses is less than 10 during the period. % is calculated as Quantity/Base number\*100

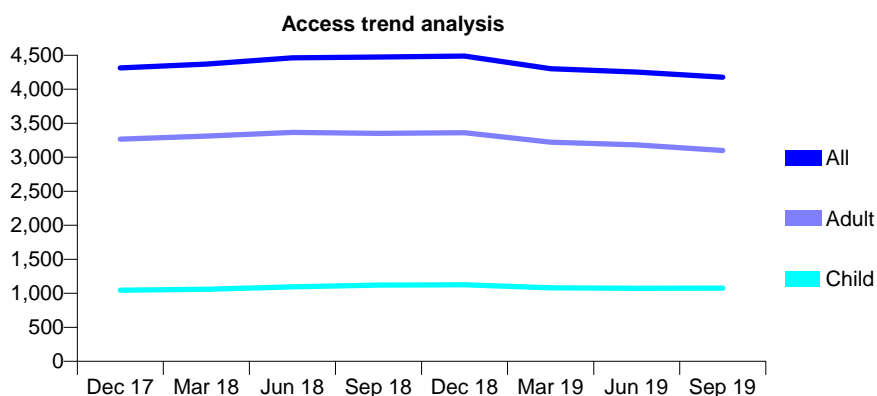
## Q50 - Vital Signs At a Glance Contract Report for 858404/0001 - September 2019

Name or company name	MR MS AKHTAR
Contract type name	GDS Contract
Purpose of contract	General
Contract start date	01/12/2009
Contract end date	

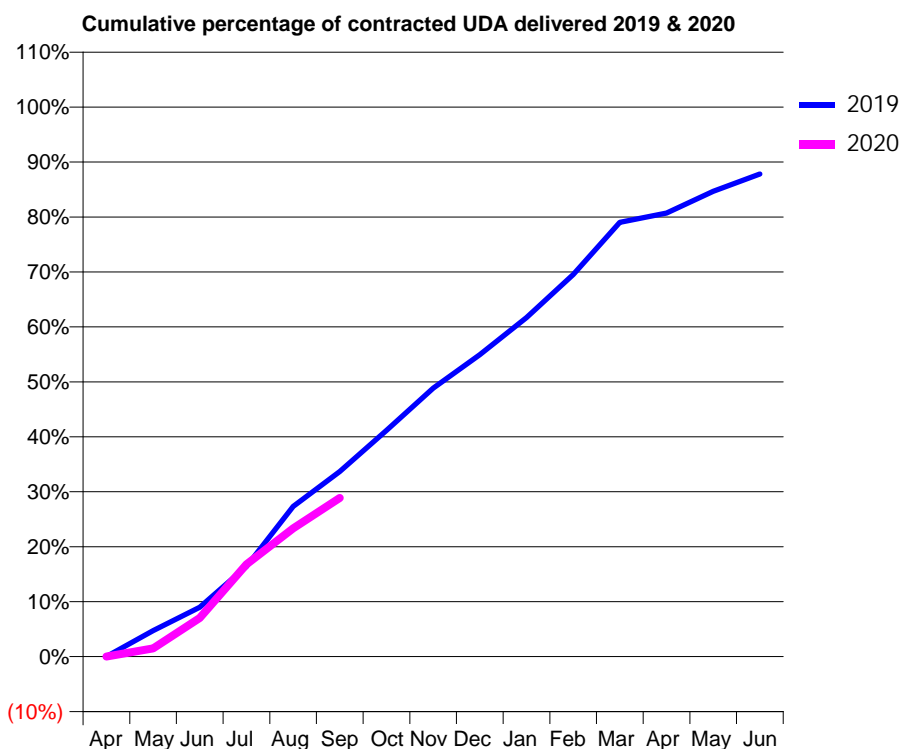
19/20 Contracted general activity (UDA)	14,000
Carry forward general activity (UDA)	0
19/20 Contracted orthodontic activity (UOA)	0
Carry forward orthodontic activity (UOA)	0
Baseline contract value	£373,427.15

### ACCESS\*

Patients seen in 24 months	Total	Change since previous quarter
Quarter ending September 2018	4,473	
Quarter ending December 2018	4,488	→
Quarter ending March 2019	4,303	↓
Quarter ending June 2019	4,254	↓
Quarter ending September 2019	4,177	↓
<b>Variance since September 2018</b>	<b>(6.6%)</b>	<b>↓</b>



### ACTIVITY



Month	Adjusted Scheduled Activity (UDA)	
	2019	2020
April	0	0
May	663	212
June	1,259	987
July	2,297	2,352
August	3,826	3,268
September	4,714	4,041
October	5,764	
November	6,840	
December	7,689	
January	8,637	
February	9,735	
March	11,064	
April	11,297	
May	11,854	
June	12,294	

### QUALITY

	Quantity	Base Number	Contract	AT	Region	England
% of FP17s for the same patient ID Re-attending within 3 months - Children	34	721	4.7%	9.3%	12.1%	11.5%
% of FP17s for the same patient ID Re-attending within 3 months - Adults	206	1,912	10.8%	12.3%	15.6%	15.4%
% of FP17s for the same patient ID Re-attending between 3 & 9 months - Children	471	721	65.3%	64.4%	61.2%	59.7%
% of FP17s for the same patient ID Re-attending between 3 & 9 months - Adults	1,266	1,912	66.2%	55.8%	54.3%	51.7%
% of FP17s for Band 1 Urgent Courses	131	2,195	6.0%	7.8%	9.1%	9.2%
% of FP17s Relating to Free Repair or Replacements	36	2,195	1.6%	0.9%	0.9%	0.7%
% of FP17s Relating to Continuations	10	2,195	0.5%	0.9%	1.0%	0.8%
% of Patients satisfied with the dentistry they have received	1	1	N/A	94.0%	94.4%	93.5%
% of Patients satisfied with the time they had to wait for an appointment	1	1	N/A	89.8%	88.1%	87.4%

\* This is based on patients treated on this contract for their most recent course of treatment. Figures in italics indicate the base number of FP17s or Patient Questionnaire responses are less than 100. N/A is shown where the base number of responses is less than 10 during the period. % is calculated as Quantity/Base number\*100

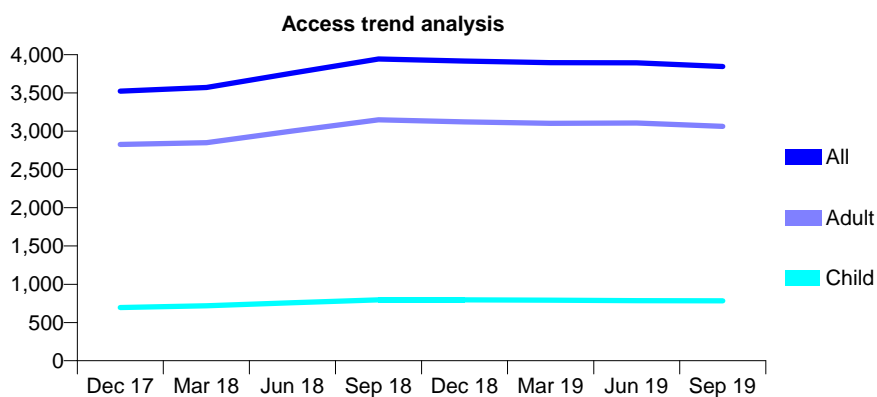
## Q50 - Vital Signs At a Glance Contract Report for 876712/0001 - September 2019

Name or company name	MR A BAGGA
Contract type name	GDS Contract
Purpose of contract	General
Contract start date	01/09/2015
Contract end date	

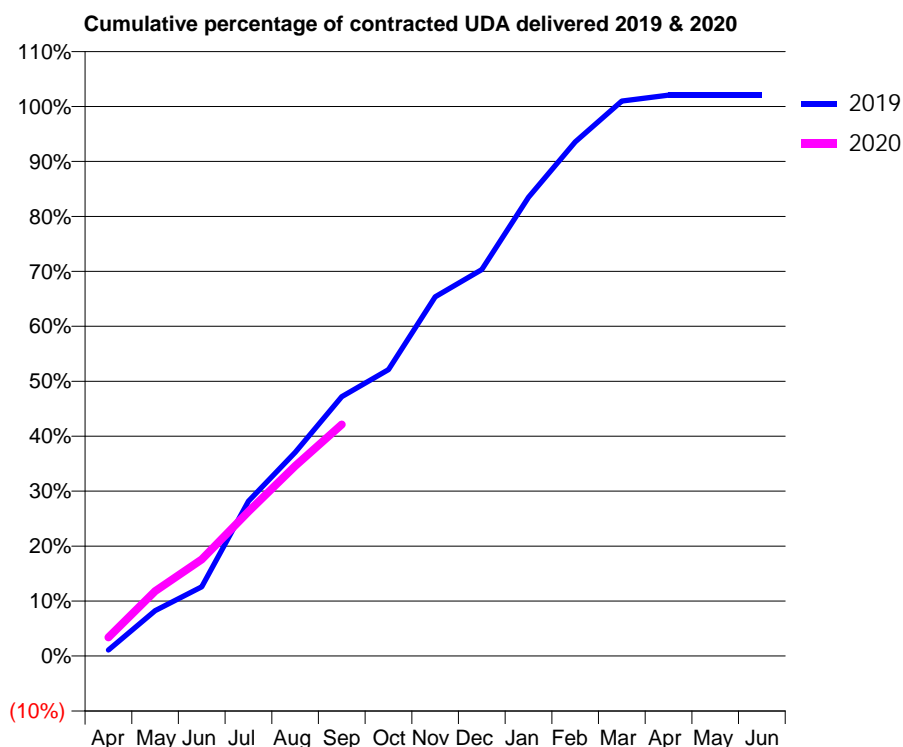
19/20 Contracted general activity (UDA)	9,841
Carry forward general activity (UDA)	-197
19/20 Contracted orthodontic activity (UOA)	0
Carry forward orthodontic activity (UOA)	0
Baseline contract value	£314,690.16

### ACCESS\*

Patients seen in 24 months	Total	Change since previous quarter
Quarter ending September 2018	3,944	
Quarter ending December 2018	3,918	→
Quarter ending March 2019	3,896	→
Quarter ending June 2019	3,893	→
Quarter ending September 2019	3,846	↓
<b>Variance since September 2018</b>	<b>(2.5%)</b>	<b>↓</b>



### ACTIVITY



Month	Adjusted Scheduled Activity (UDA)	
	2019	2020
April	108	336
May	812	1,161
June	1,240	1,730
July	2,774	2,587
August	3,647	3,404
September	4,645	4,148
October	5,128	
November	6,433	
December	6,919	
January	8,215	
February	9,207	
March	9,938	
April	10,043	
May	10,043	
June	10,043	

### QUALITY

	Quantity	Base Number	Contract	AT	Region	England
% of FP17s for the same patient ID Re-attending within 3 months - Children	20	580	3.4%	9.3%	12.1%	11.5%
% of FP17s for the same patient ID Re-attending within 3 months - Adults	101	1,792	5.6%	12.3%	15.6%	15.4%
% of FP17s for the same patient ID Re-attending between 3 & 9 months - Children	377	580	65.0%	64.4%	61.2%	59.7%
% of FP17s for the same patient ID Re-attending between 3 & 9 months - Adults	1,155	1,792	64.5%	55.8%	54.3%	51.7%
% of FP17s for Band 1 Urgent Courses	80	2,314	3.5%	7.8%	9.1%	9.2%
% of FP17s Relating to Free Repair or Replacements	11	2,314	0.5%	0.9%	0.9%	0.7%
% of FP17s Relating to Continuations	3	2,314	0.1%	0.9%	1.0%	0.8%
% of Patients satisfied with the dentistry they have received	0	0	N/A	94.0%	94.4%	93.5%
% of Patients satisfied with the time they had to wait for an appointment	0	0	N/A	89.8%	88.1%	87.4%

\* This is based on patients treated on this contract for their most recent course of treatment. Figures in italics indicate the base number of FP17s or Patient Questionnaire responses are less than 100. N/A is shown where the base number of responses is less than 10 during the period. % is calculated as Quantity/Base number\*100



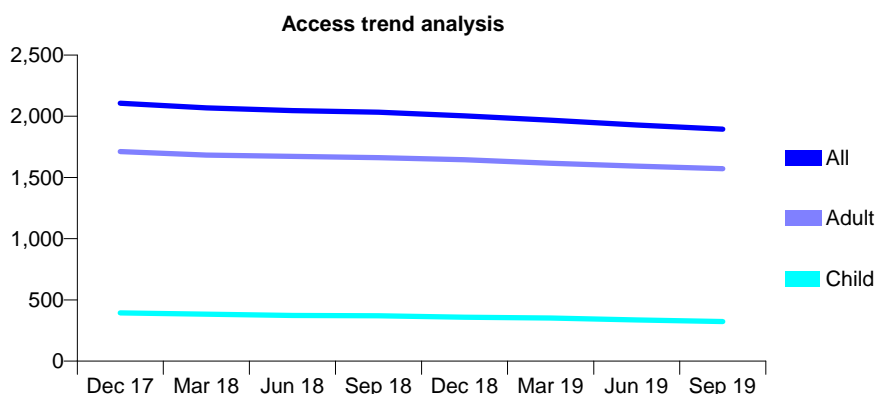
## Q50 - Vital Signs At a Glance Contract Report for 878340/0001 - September 2019

Name or company name	Bridge Street Dental Surgery
Contract type name	GDS Contract
Purpose of contract	General
Contract start date	01/06/2012
Contract end date	

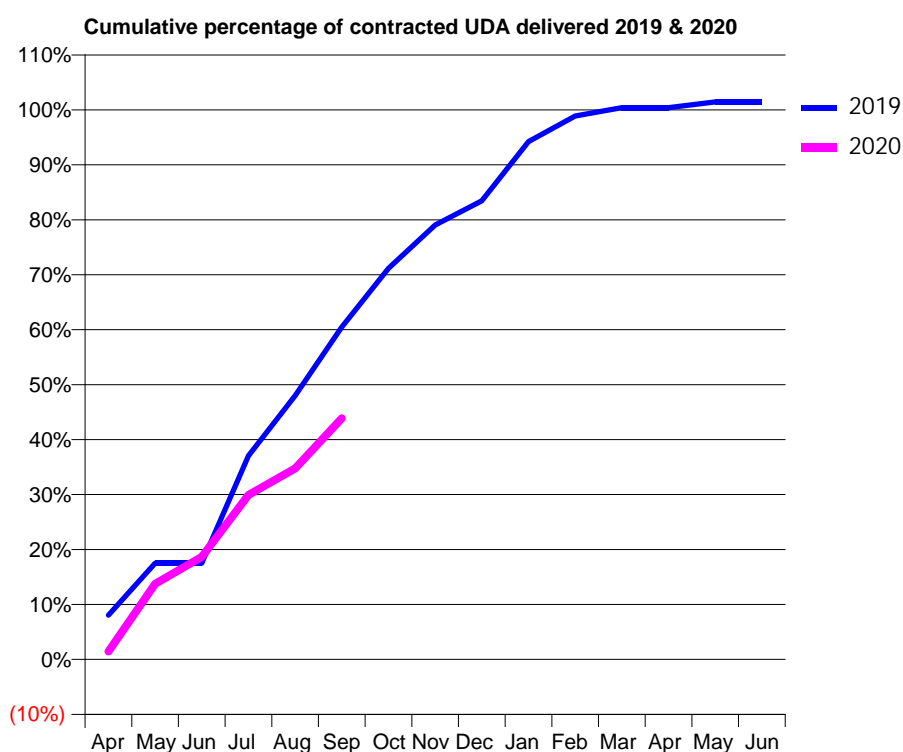
19/20 Contracted general activity (UDA)	5,696
Carry forward general activity (UDA)	-82
19/20 Contracted orthodontic activity (UOA)	0
Carry forward orthodontic activity (UOA)	0
Baseline contract value	£175,690.29

### ACCESS\*

Patients seen in 24 months	Total	Change since previous quarter
Quarter ending September 2018	2,033	
Quarter ending December 2018	2,004	↓
Quarter ending March 2019	1,968	↓
Quarter ending June 2019	1,929	↓
Quarter ending September 2019	1,895	↓
<b>Variance since September 2018</b>	<b>(6.8%)</b>	<b>↓</b>



### ACTIVITY



Month	Adjusted Scheduled Activity (UDA)	
	2019	2020
April	458	82
May	997	784
June	997	1,062
July	2,111	1,705
August	2,735	1,980
September	3,443	2,498
October	4,053	
November	4,502	
December	4,753	
January	5,366	
February	5,632	
March	5,719	
April	5,719	
May	5,778	
June	5,778	

### QUALITY

	Quantity	Base Number	Contract	AT	Region	England
% of FP17s for the same patient ID Re-attending within 3 months - Children	12	339	3.5%	9.3%	12.1%	11.5%
% of FP17s for the same patient ID Re-attending within 3 months - Adults	131	1,227	10.7%	12.3%	15.6%	15.4%
% of FP17s for the same patient ID Re-attending between 3 & 9 months - Children	297	339	87.6%	64.4%	61.2%	59.7%
% of FP17s for the same patient ID Re-attending between 3 & 9 months - Adults	794	1,227	64.7%	55.8%	54.3%	51.7%
% of FP17s for Band 1 Urgent Courses	122	1,520	8.0%	7.8%	9.1%	9.2%
% of FP17s Relating to Free Repair or Replacements	2	1,520	0.1%	0.9%	0.9%	0.7%
% of FP17s Relating to Continuations	6	1,520	0.4%	0.9%	1.0%	0.8%
% of Patients satisfied with the dentistry they have received	2	2	N/A	94.0%	94.4%	93.5%
% of Patients satisfied with the time they had to wait for an appointment	2	2	N/A	89.8%	88.1%	87.4%

\* This is based on patients treated on this contract for their most recent course of treatment.

Figures in italics indicate the base number of FP17s or Patient Questionnaire responses are less than 100. N/A is shown where the base number of responses is less than 10 during the period. % is calculated as Quantity/Base number\*100

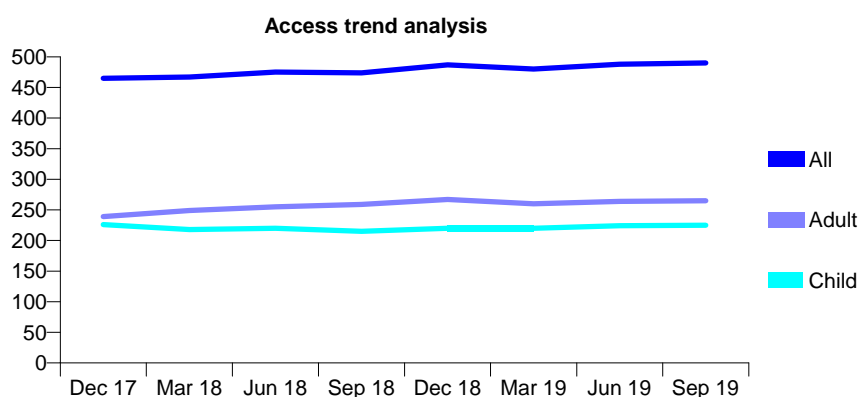
## Q50 - Vital Signs At a Glance Contract Report for 911747/0001 - September 2019

Name or company name	MR N MUHAIREZ
Contract type name	GDS Contract
Purpose of contract	General
Contract start date	01/04/2006
Contract end date	

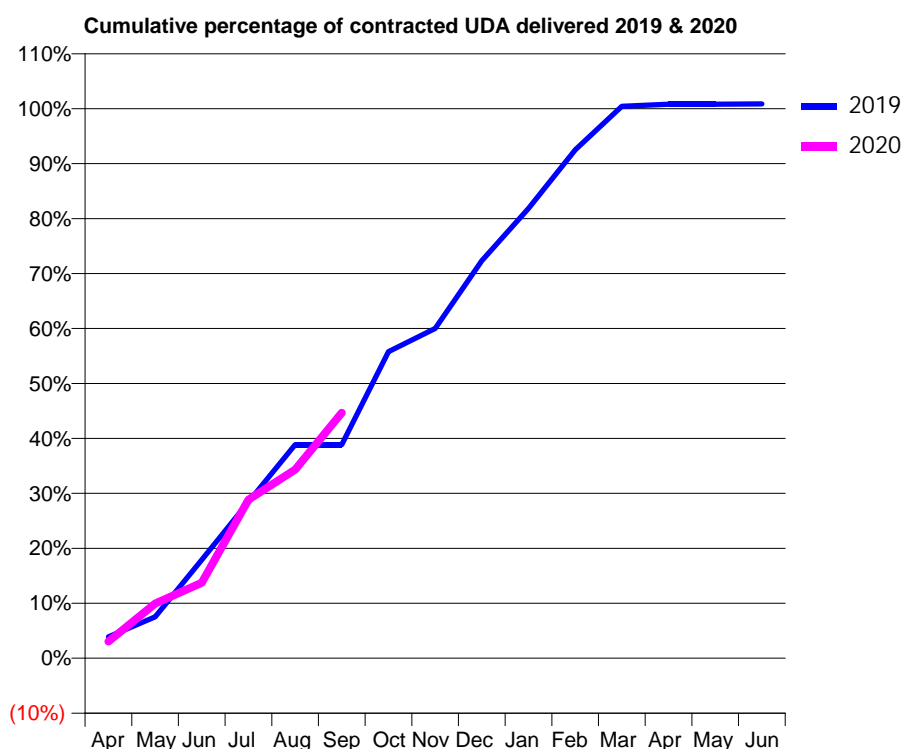
19/20 Contracted general activity (UDA)	1,850
Carry forward general activity (UDA)	-16
19/20 Contracted orthodontic activity (UOA)	0
Carry forward orthodontic activity (UOA)	0
Baseline contract value	£44,373.54

### ACCESS\*

Patients seen in 24 months	Total	Change since previous quarter
Quarter ending September 2018	474	
Quarter ending December 2018	487	↑
Quarter ending March 2019	480	↓
Quarter ending June 2019	488	→
Quarter ending September 2019	490	→
<b>Variance since September 2018</b>	<b>3.4%</b>	<b>↑</b>



### ACTIVITY



Month	2019	2020
April	72	56
May	140	184
June	331	254
July	527	533
August	719	635
September	719	826
October	1,032	
November	1,110	
December	1,338	
January	1,514	
February	1,711	
March	1,858	
April	1,865	
May	1,865	
June	1,866	

### QUALITY

	Quantity	Base Number	Contract	AT	Region	England
% of FP17s for the same patient ID Re-attending within 3 months - Children	22	202	10.9%	9.3%	12.1%	11.5%
% of FP17s for the same patient ID Re-attending within 3 months - Adults	30	184	16.3%	12.3%	15.6%	15.4%
% of FP17s for the same patient ID Re-attending between 3 & 9 months - Children	138	202	68.3%	64.4%	61.2%	59.7%
% of FP17s for the same patient ID Re-attending between 3 & 9 months - Adults	119	184	64.7%	55.8%	54.3%	51.7%
% of FP17s for Band 1 Urgent Courses	21	380	5.5%	7.8%	9.1%	9.2%
% of FP17s Relating to Free Repair or Replacements	0	380	0.0%	0.9%	0.9%	0.7%
% of FP17s Relating to Continuations	0	380	0.0%	0.9%	1.0%	0.8%
% of Patients satisfied with the dentistry they have received	0	0	N/A	94.0%	94.4%	93.5%
% of Patients satisfied with the time they had to wait for an appointment	0	0	N/A	89.8%	88.1%	87.4%

\* This is based on patients treated on this contract for their most recent course of treatment.

Figures in italics indicate the base number of FP17s or Patient Questionnaire responses are less than 100. N/A is shown where the base number of responses is less than 10 during the period. % is calculated as Quantity/Base number\*100

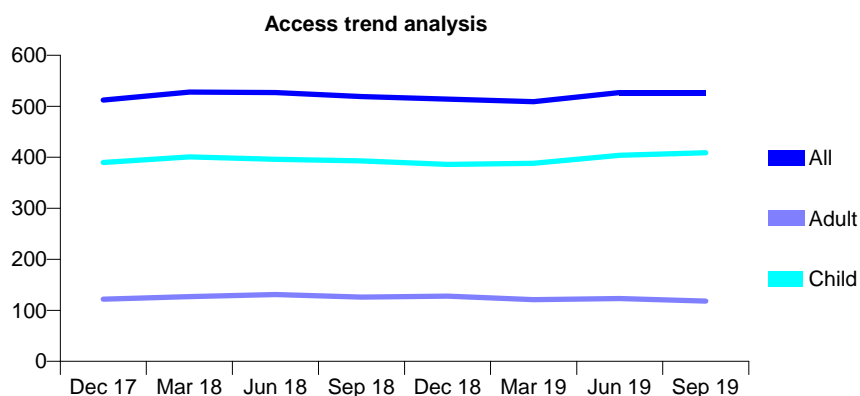
## Q50 - Vital Signs At a Glance Contract Report for 915009/0001 - September 2019

Name or company name	MR NJ ALLDAY
Contract type name	GDS Contract
Purpose of contract	General and Orthodontic
Contract start date	01/04/2006
Contract end date	

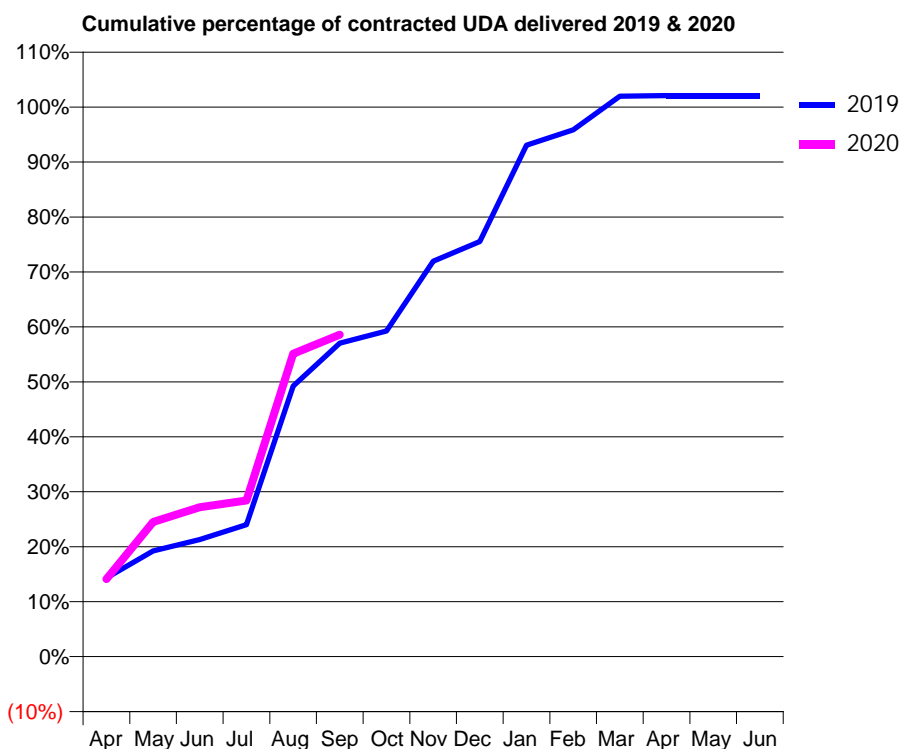
19/20 Contracted general activity (UDA)	1,000
Carry forward general activity (UDA)	-20
19/20 Contracted orthodontic activity (UOA)	147
Carry forward orthodontic activity (UOA)	-3
Baseline contract value	£37,690.54

### ACCESS\*

Patients seen in 24 months	Total	Change since previous quarter
Quarter ending September 2018	519	
Quarter ending December 2018	514	→
Quarter ending March 2019	509	→
Quarter ending June 2019	527	↑
Quarter ending September 2019	527	→
<b>Variance since September 2018</b>	<b>1.5%</b>	<b>→</b>



### ACTIVITY



Month	Adjusted Scheduled Activity (UDA)	
	2019	2020
April	143	141
May	192	245
June	213	272
July	240	284
August	492	551
September	570	586
October	592	
November	719	
December	755	
January	930	
February	958	
March	1,020	
April	1,021	
May	1,021	
June	1,021	

### QUALITY

	Quantity	Base Number	Contract	AT	Region	England
% of FP17s for the same patient ID Re-attending within 3 months - Children	45	448	10.0%	9.3%	12.1%	11.5%
% of FP17s for the same patient ID Re-attending within 3 months - Adults	2	56	3.6%	12.3%	15.6%	15.4%
% of FP17s for the same patient ID Re-attending between 3 & 9 months - Children	299	448	66.7%	64.4%	61.2%	59.7%
% of FP17s for the same patient ID Re-attending between 3 & 9 months - Adults	28	56	50.0%	55.8%	54.3%	51.7%
% of FP17s for Band 1 Urgent Courses	5	491	1.0%	7.8%	9.1%	9.2%
% of FP17s Relating to Free Repair or Replacements	0	491	0.0%	0.9%	0.9%	0.7%
% of FP17s Relating to Continuations	0	491	0.0%	0.9%	1.0%	0.8%
% of Patients satisfied with the dentistry they have received	0	0	N/A	94.0%	94.4%	93.5%
% of Patients satisfied with the time they had to wait for an appointment	0	0	N/A	89.8%	88.1%	87.4%

\* This is based on patients treated on this contract for their most recent course of treatment. Figures in italics indicate the base number of FP17s or Patient Questionnaire responses are less than 100. N/A is shown where the base number of responses is less than 10 during the period. % is calculated as Quantity/Base number\*100

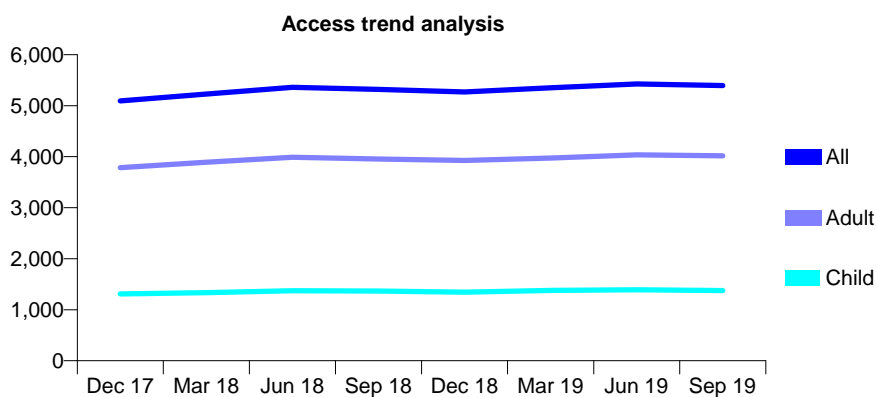
## Q50 - Vital Signs At a Glance Contract Report for 917370/0012 - September 2019

Name or company name	Chatsworth House Dental Clinic
Contract type name	GDS Contract
Purpose of contract	General
Contract start date	19/02/2009
Contract end date	

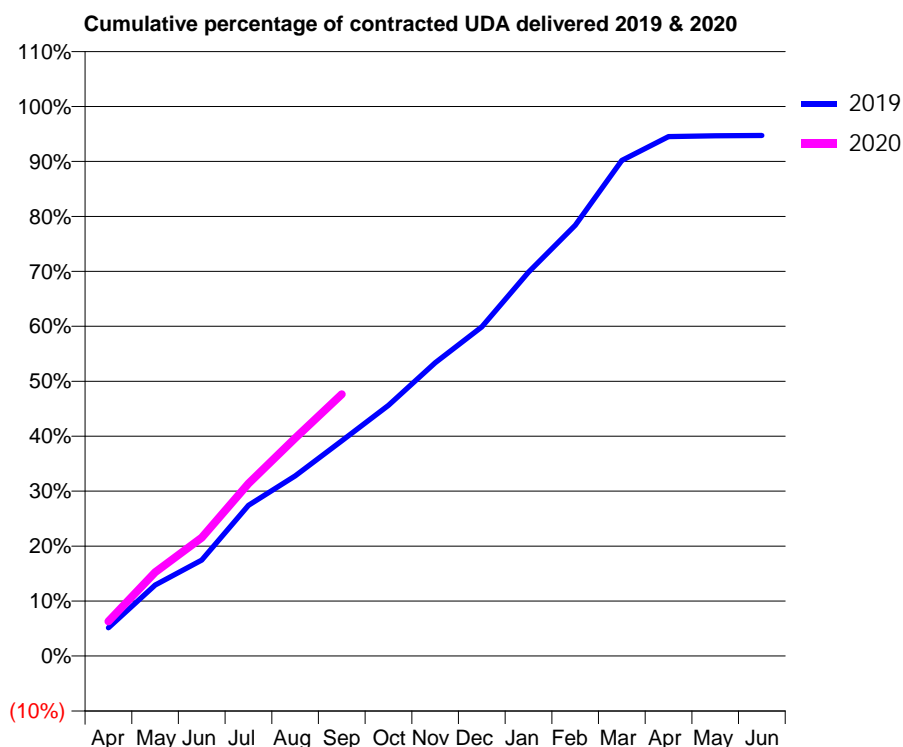
19/20 Contracted general activity (UDA)	14,100
Carry forward general activity (UDA)	0
19/20 Contracted orthodontic activity (UOA)	0
Carry forward orthodontic activity (UOA)	0
Baseline contract value	£327,410.80

### ACCESS\*

Patients seen in 24 months	Total	Change since previous quarter
Quarter ending September 2018	5,320	
Quarter ending December 2018	5,269	→
Quarter ending March 2019	5,351	→
Quarter ending June 2019	5,427	→
Quarter ending September 2019	5,395	→
<b>Variance since September 2018</b>	<b>1.4%</b>	<b>→</b>



### ACTIVITY



Month	Adjusted Scheduled Activity (UDA)	
	2019	2020
April	726	892
May	1,823	2,152
June	2,462	3,038
July	3,869	4,426
August	4,620	5,593
September	5,519	6,715
October	6,434	
November	7,526	
December	8,441	
January	9,848	
February	11,049	
March	12,716	
April	13,325	
May	13,345	
June	13,357	

### QUALITY

	Quantity	Base Number	Contract	AT	Region	England
% of FP17s for the same patient ID Re-attending within 3 months - Children	52	1,033	5.0%	9.3%	12.1%	11.5%
% of FP17s for the same patient ID Re-attending within 3 months - Adults	354	2,881	12.3%	12.3%	15.6%	15.4%
% of FP17s for the same patient ID Re-attending between 3 & 9 months - Children	642	1,033	62.1%	64.4%	61.2%	59.7%
% of FP17s for the same patient ID Re-attending between 3 & 9 months - Adults	1,684	2,881	58.5%	55.8%	54.3%	51.7%
% of FP17s for Band 1 Urgent Courses	126	3,638	3.5%	7.8%	9.1%	9.2%
% of FP17s Relating to Free Repair or Replacements	66	3,638	1.8%	0.9%	0.9%	0.7%
% of FP17s Relating to Continuations	43	3,638	1.2%	0.9%	1.0%	0.8%
% of Patients satisfied with the dentistry they have received	1	1	N/A	94.0%	94.4%	93.5%
% of Patients satisfied with the time they had to wait for an appointment	0	1	N/A	89.8%	88.1%	87.4%

\* This is based on patients treated on this contract for their most recent course of treatment. Figures in italics indicate the base number of FP17s or Patient Questionnaire responses are less than 100. N/A is shown where the base number of responses is less than 10 during the period. % is calculated as Quantity/Base number\*100

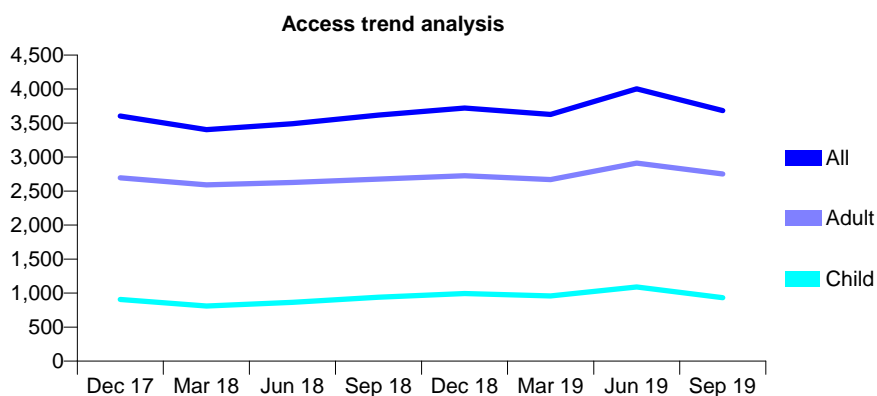
## Q50 - Vital Signs At a Glance Contract Report for 925802/0001 - September 2019

Name or company name	MR KB SINCLAIR
Contract type name	GDS Contract
Purpose of contract	General
Contract start date	01/04/2006
Contract end date	

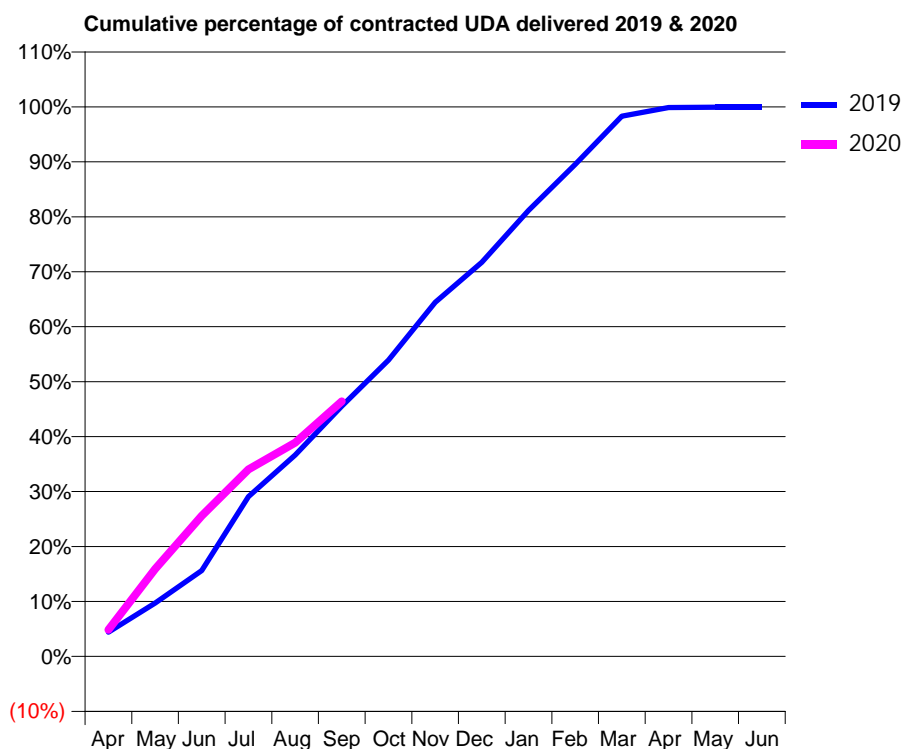
19/20 Contracted general activity (UDA)	10,969
Carry forward general activity (UDA)	-1
19/20 Contracted orthodontic activity (UOA)	0
Carry forward orthodontic activity (UOA)	0
Baseline contract value	£332,504.98

### ACCESS\*

Patients seen in 24 months	Total	Change since previous quarter
Quarter ending September 2018	3,616	
Quarter ending December 2018	3,720	↑
Quarter ending March 2019	3,626	↓
Quarter ending June 2019	4,002	↑
Quarter ending September 2019	3,683	↓
<b>Variance since September 2018</b>	<b>1.9%</b>	<b>→</b>



### ACTIVITY



Month	2019	2020
April	482	534
May	1,067	1,748
June	1,713	2,807
July	3,191	3,733
August	4,022	4,266
September	4,994	5,090
October	5,916	
November	7,069	
December	7,868	
January	8,900	
February	9,821	
March	10,782	
April	10,955	
May	10,960	
June	10,959	

### QUALITY

	Quantity	Base Number	Contract	AT	Region	England
% of FP17s for the same patient ID Re-attending within 3 months - Children	60	880	6.8%	9.3%	12.1%	11.5%
% of FP17s for the same patient ID Re-attending within 3 months - Adults	202	1,982	10.2%	12.3%	15.6%	15.4%
% of FP17s for the same patient ID Re-attending between 3 & 9 months - Children	473	880	53.8%	64.4%	61.2%	59.7%
% of FP17s for the same patient ID Re-attending between 3 & 9 months - Adults	737	1,982	37.2%	55.8%	54.3%	51.7%
% of FP17s for Band 1 Urgent Courses	147	2,819	5.2%	7.8%	9.1%	9.2%
% of FP17s Relating to Free Repair or Replacements	24	2,819	0.9%	0.9%	0.9%	0.7%
% of FP17s Relating to Continuations	21	2,819	0.7%	0.9%	1.0%	0.8%
% of Patients satisfied with the dentistry they have received	0	0	N/A	94.0%	94.4%	93.5%
% of Patients satisfied with the time they had to wait for an appointment	0	0	N/A	89.8%	88.1%	87.4%

\* This is based on patients treated on this contract for their most recent course of treatment. Figures in italics indicate the base number of FP17s or Patient Questionnaire responses are less than 100. N/A is shown where the base number of responses is less than 10 during the period. % is calculated as Quantity/Base number\*100

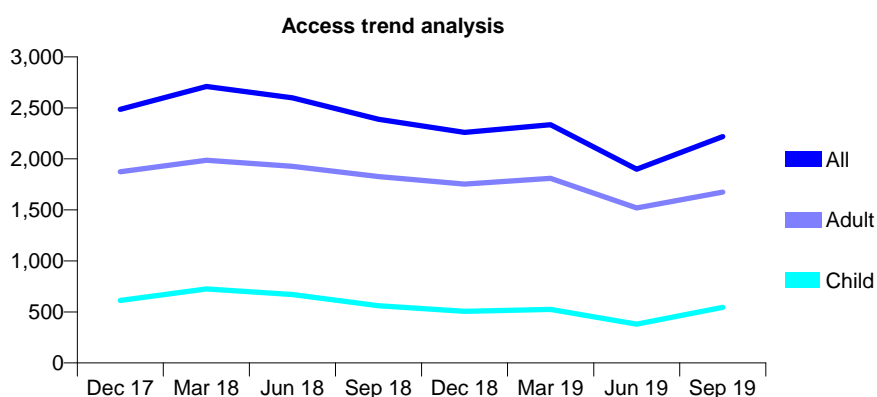
## Q50 - Vital Signs At a Glance Contract Report for 925802/0002 - September 2019

Name or company name	MR KB SINCLAIR
Contract type name	GDS Contract
Purpose of contract	General
Contract start date	01/04/2012
Contract end date	

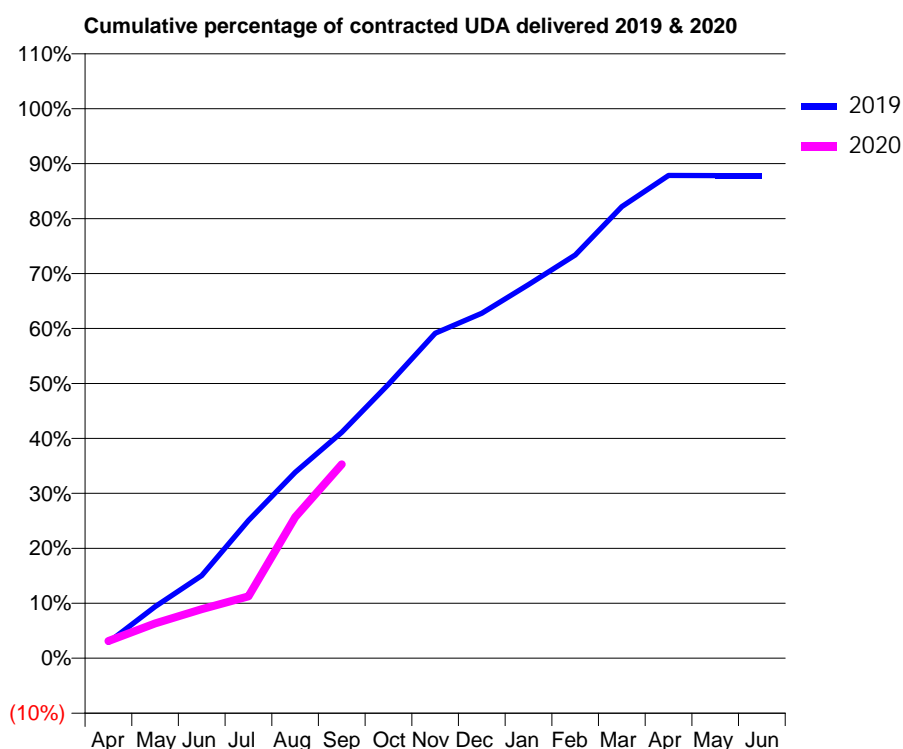
19/20 Contracted general activity (UDA)	8,831
Carry forward general activity (UDA)	0
19/20 Contracted orthodontic activity (UOA)	0
Carry forward orthodontic activity (UOA)	0
Baseline contract value	£220,991.11

### ACCESS\*

Patients seen in 24 months	Total	Change since previous quarter
Quarter ending September 2018	2,388	
Quarter ending December 2018	2,260	↓
Quarter ending March 2019	2,335	↑
Quarter ending June 2019	1,899	↓
Quarter ending September 2019	2,219	↑
<b>Variance since September 2018</b>	<b>(7.1%)</b>	<b>↓</b>



### ACTIVITY



Month	2019	2020
April	257	277
May	831	561
June	1,327	788
July	2,212	993
August	2,986	2,266
September	3,631	3,116
October	4,403	
November	5,221	
December	5,544	
January	6,003	
February	6,480	
March	7,256	
April	7,756	
May	7,754	
June	7,754	

### QUALITY

	Quantity	Base Number	Contract	AT	Region	England
% of FP17s for the same patient ID Re-attending within 3 months - Children	18	526	3.4%	9.3%	12.1%	11.5%
% of FP17s for the same patient ID Re-attending within 3 months - Adults	108	1,336	8.1%	12.3%	15.6%	15.4%
% of FP17s for the same patient ID Re-attending between 3 & 9 months - Children	148	526	28.1%	64.4%	61.2%	59.7%
% of FP17s for the same patient ID Re-attending between 3 & 9 months - Adults	505	1,336	37.8%	55.8%	54.3%	51.7%
% of FP17s for Band 1 Urgent Courses	68	1,610	4.2%	7.8%	9.1%	9.2%
% of FP17s Relating to Free Repair or Replacements	17	1,610	1.1%	0.9%	0.9%	0.7%
% of FP17s Relating to Continuations	15	1,610	0.9%	0.9%	1.0%	0.8%
% of Patients satisfied with the dentistry they have received	0	0	N/A	94.0%	94.4%	93.5%
% of Patients satisfied with the time they had to wait for an appointment	0	0	N/A	89.8%	88.1%	87.4%

\* This is based on patients treated on this contract for their most recent course of treatment.

Figures in italics indicate the base number of FP17s or Patient Questionnaire responses are less than 100. N/A is shown where the base number of responses is less than 10 during the period. % is calculated as Quantity/Base number\*100

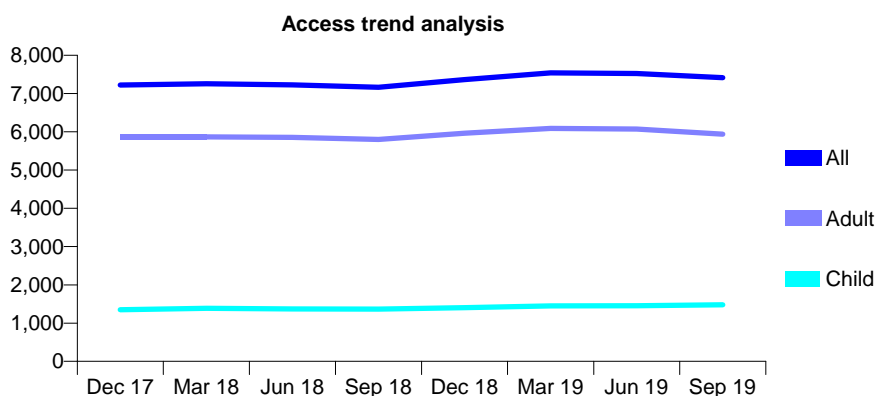
## Q50 - Vital Signs At a Glance Contract Report for 938912/0004 - September 2019

Name or company name	Lloyd Lane Limited t/a Kirkgate Dental Surg
Contract type name	GDS Contract
Purpose of contract	General
Contract start date	09/09/2012
Contract end date	

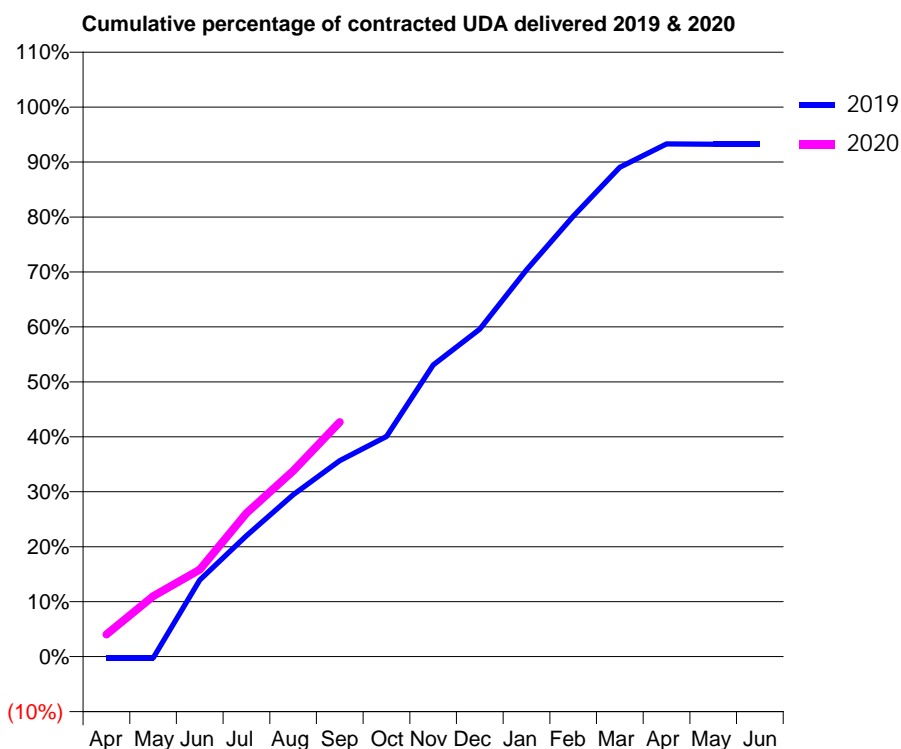
19/20 Contracted general activity (UDA)	20,735
Carry forward general activity (UDA)	0
19/20 Contracted orthodontic activity (UOA)	0
Carry forward orthodontic activity (UOA)	0
Baseline contract value	£600,528.54

### ACCESS\*

Patients seen in 24 months	Total	Change since previous quarter
Quarter ending September 2018	7,161	
Quarter ending December 2018	7,365	↑
Quarter ending March 2019	7,539	↑
Quarter ending June 2019	7,524	→
Quarter ending September 2019	7,416	↓
<b>Variance since September 2018</b>	<b>3.6%</b>	<b>↑</b>



### ACTIVITY



Month	Adjusted Scheduled Activity (UDA)	
	2019	2020
April	-59	837
May	-59	2,283
June	2,851	3,281
July	4,500	5,414
August	6,020	7,004
September	7,290	8,846
October	8,190	
November	10,854	
December	12,185	
January	14,391	
February	16,385	
March	18,208	
April	19,073	
May	19,062	
June	19,062	

### QUALITY

	Quantity	Base Number	Contract	AT	Region	England
% of FP17s for the same patient ID Re-attending within 3 months - Children	78	1,238	6.3%	9.3%	12.1%	11.5%
% of FP17s for the same patient ID Re-attending within 3 months - Adults	493	4,680	10.5%	12.3%	15.6%	15.4%
% of FP17s for the same patient ID Re-attending between 3 & 9 months - Children	896	1,238	72.4%	64.4%	61.2%	59.7%
% of FP17s for the same patient ID Re-attending between 3 & 9 months - Adults	3,281	4,680	70.1%	55.8%	54.3%	51.7%
% of FP17s for Band 1 Urgent Courses	400	5,461	7.3%	7.8%	9.1%	9.2%
% of FP17s Relating to Free Repair or Replacements	21	5,461	0.4%	0.9%	0.9%	0.7%
% of FP17s Relating to Continuations	26	5,461	0.5%	0.9%	1.0%	0.8%
% of Patients satisfied with the dentistry they have received	5	5	N/A	94.0%	94.4%	93.5%
% of Patients satisfied with the time they had to wait for an appointment	5	5	N/A	89.8%	88.1%	87.4%

\* This is based on patients treated on this contract for their most recent course of treatment. Figures in italics indicate the base number of FP17s or Patient Questionnaire responses are less than 100. N/A is shown where the base number of responses is less than 10 during the period. % is calculated as Quantity/Base number\*100

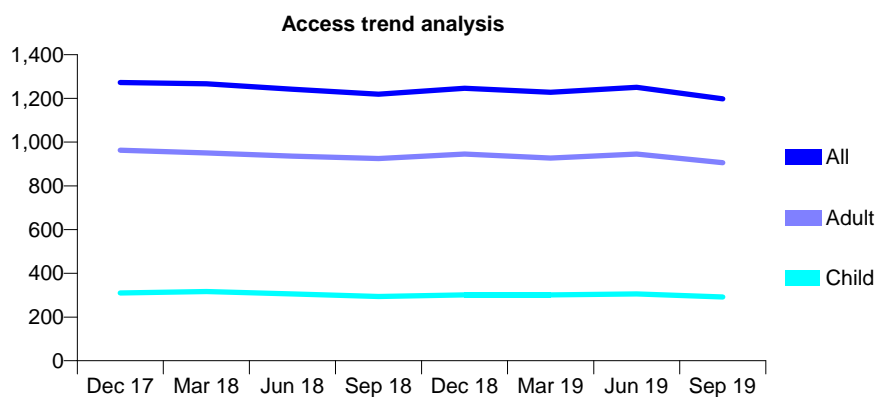
## Q50 - Vital Signs At a Glance Contract Report for 939838/0010 - September 2019

Name or company name	MISS Z ISHAK
Contract type name	GDS Contract
Purpose of contract	General
Contract start date	01/10/2015
Contract end date	

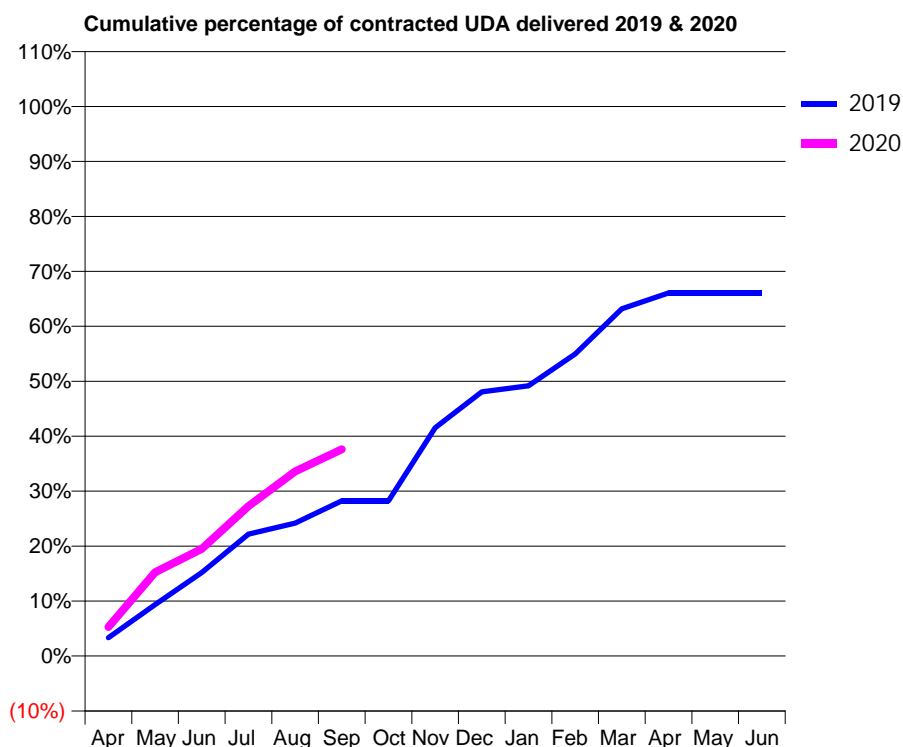
19/20 Contracted general activity (UDA)	3,800
Carry forward general activity (UDA)	0
19/20 Contracted orthodontic activity (UOA)	0
Carry forward orthodontic activity (UOA)	0
Baseline contract value	£103,548.87

### ACCESS\*

Patients seen in 24 months	Total	Change since previous quarter
Quarter ending September 2018	1,219	
Quarter ending December 2018	1,246	↑
Quarter ending March 2019	1,228	↓
Quarter ending June 2019	1,251	→
Quarter ending September 2019	1,198	↓
<b>Variance since September 2018</b>	<b>(1.7%)</b>	<b>↓</b>



### ACTIVITY



Month	Adjusted Scheduled Activity (UDA)	
	2019	2020
April	126	201
May	356	579
June	577	741
July	844	1,036
August	919	1,276
September	1,073	1,430
October	1,073	
November	1,580	
December	1,827	
January	1,869	
February	2,089	
March	2,401	
April	2,510	
May	2,510	
June	2,510	

### QUALITY

	Quantity	Base Number	Contract	AT	Region	England
% of FP17s for the same patient ID Re-attending within 3 months - Children	6	169	3.6%	9.3%	12.1%	11.5%
% of FP17s for the same patient ID Re-attending within 3 months - Adults	89	590	15.1%	12.3%	15.6%	15.4%
% of FP17s for the same patient ID Re-attending between 3 & 9 months - Children	89	169	52.7%	64.4%	61.2%	59.7%
% of FP17s for the same patient ID Re-attending between 3 & 9 months - Adults	268	590	45.4%	55.8%	54.3%	51.7%
% of FP17s for Band 1 Urgent Courses	65	695	9.4%	7.8%	9.1%	9.2%
% of FP17s Relating to Free Repair or Replacements	2	695	0.3%	0.9%	0.9%	0.7%
% of FP17s Relating to Continuations	10	695	1.4%	0.9%	1.0%	0.8%
% of Patients satisfied with the dentistry they have received	0	0	N/A	94.0%	94.4%	93.5%
% of Patients satisfied with the time they had to wait for an appointment	0	0	N/A	89.8%	88.1%	87.4%

\* This is based on patients treated on this contract for their most recent course of treatment. Figures in italics indicate the base number of FP17s or Patient Questionnaire responses are less than 100. N/A is shown where the base number of responses is less than 10 during the period. % is calculated as Quantity/Base number\*100



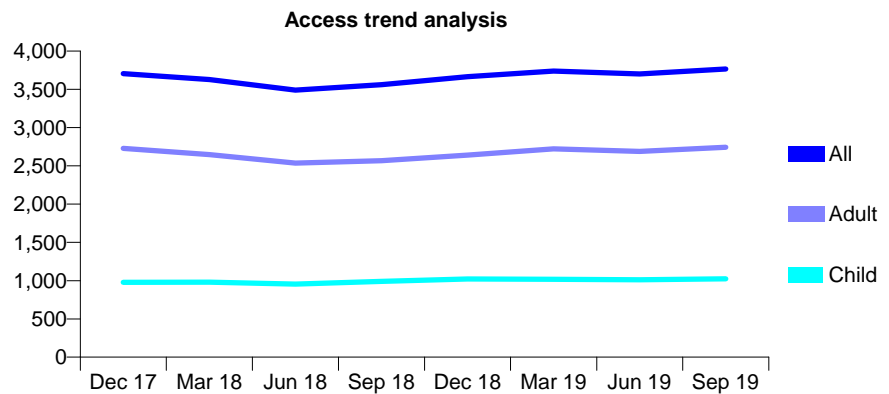
## Q50 - Vital Signs At a Glance Contract Report for 950289/0001 - September 2019

Name or company name	MR JS GAKHAL
Contract type name	GDS Contract
Purpose of contract	General
Contract start date	01/04/2006
Contract end date	

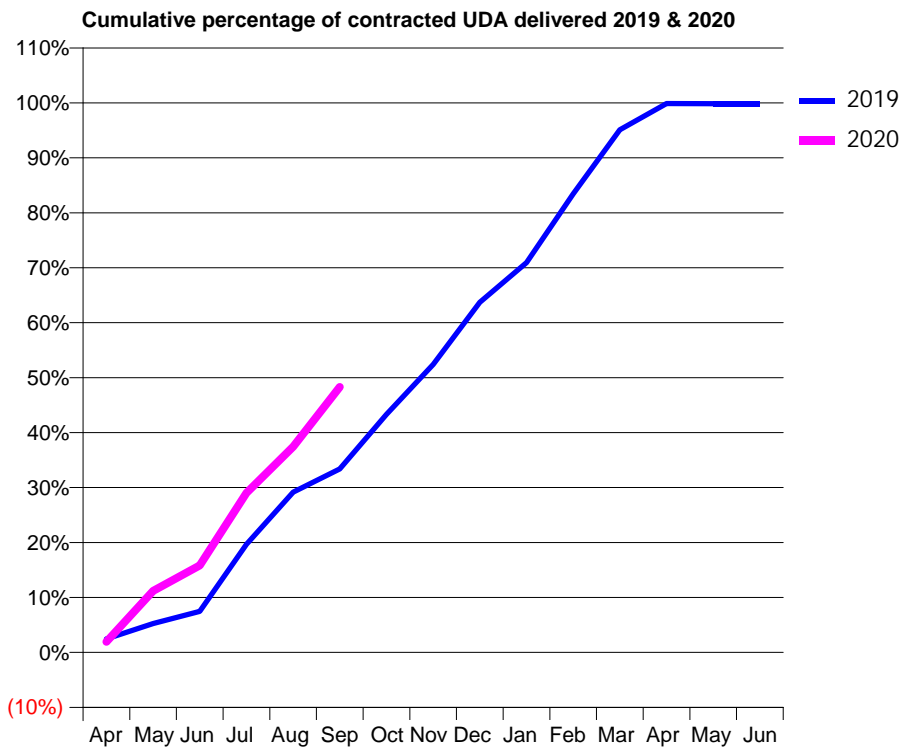
19/20 Contracted general activity (UDA)	11,851
Carry forward general activity (UDA)	17
19/20 Contracted orthodontic activity (UOA)	0
Carry forward orthodontic activity (UOA)	0
Baseline contract value	£350,706.07

### ACCESS\*

Patients seen in 24 months	Total	Change since previous quarter
Quarter ending September 2018	3,560	
Quarter ending December 2018	3,664	↑
Quarter ending March 2019	3,738	↑
Quarter ending June 2019	3,701	→
Quarter ending September 2019	3,766	→
<b>Variance since September 2018</b>	<b>5.8%</b>	<b>↑</b>



### ACTIVITY



Month	2019	2020
April	292	228
May	623	1,327
June	887	1,875
July	2,331	3,439
August	3,458	4,436
September	3,955	5,724
October	5,135	
November	6,210	
December	7,550	
January	8,404	
February	9,889	
March	11,269	
April	11,837	
May	11,834	
June	11,834	

### QUALITY

	Quantity	Base Number	Contract	AT	Region	England
% of FP17s for the same patient ID Re-attending within 3 months - Children	48	765	6.3%	9.3%	12.1%	11.5%
% of FP17s for the same patient ID Re-attending within 3 months - Adults	276	2,060	13.4%	12.3%	15.6%	15.4%
% of FP17s for the same patient ID Re-attending between 3 & 9 months - Children	420	765	54.9%	64.4%	61.2%	59.7%
% of FP17s for the same patient ID Re-attending between 3 & 9 months - Adults	1,127	2,060	54.7%	55.8%	54.3%	51.7%
% of FP17s for Band 1 Urgent Courses	146	2,572	5.7%	7.8%	9.1%	9.2%
% of FP17s Relating to Free Repair or Replacements	51	2,572	2.0%	0.9%	0.9%	0.7%
% of FP17s Relating to Continuations	31	2,572	1.2%	0.9%	1.0%	0.8%
% of Patients satisfied with the dentistry they have received	0	1	N/A	94.0%	94.4%	93.5%
% of Patients satisfied with the time they had to wait for an appointment	0	1	N/A	89.8%	88.1%	87.4%

\* This is based on patients treated on this contract for their most recent course of treatment. Figures in italics indicate the base number of FP17s or Patient Questionnaire responses are less than 100. N/A is shown where the base number of responses is less than 10 during the period. % is calculated as Quantity/Base number\*100

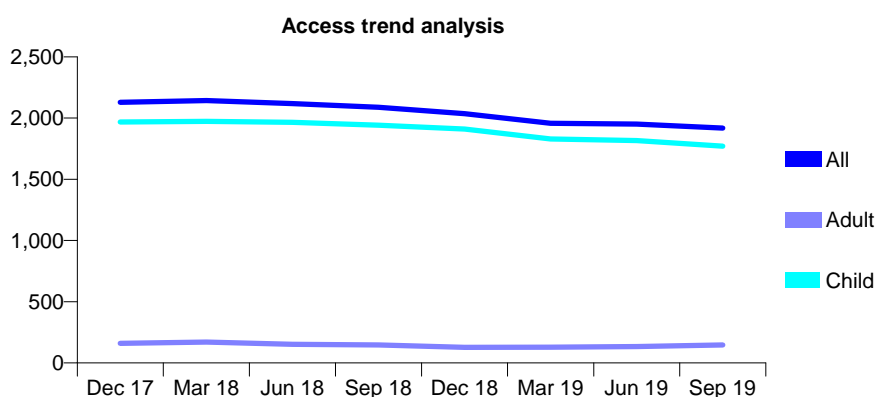
## Q50 - Vital Signs At a Glance Contract Report for 952907/0001 - September 2019

Name or company name	Campbell Dental Health
Contract type name	GDS Contract
Purpose of contract	General
Contract start date	01/04/2006
Contract end date	

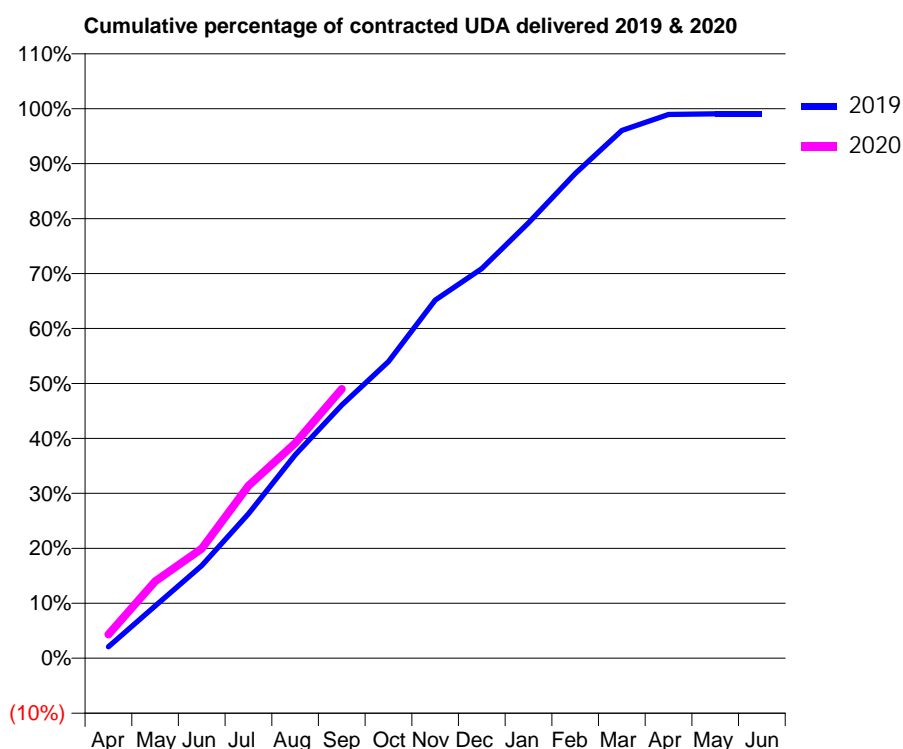
19/20 Contracted general activity (UDA)	4,232
Carry forward general activity (UDA)	40
19/20 Contracted orthodontic activity (UOA)	0
Carry forward orthodontic activity (UOA)	0
Baseline contract value	£100,157.22

### ACCESS\*

Patients seen in 24 months	Total	Change since previous quarter
Quarter ending September 2018	2,089	
Quarter ending December 2018	2,037	↓
Quarter ending March 2019	1,958	↓
Quarter ending June 2019	1,950	→
Quarter ending September 2019	1,919	↓
<b>Variance since September 2018</b>	<b>(8.1%)</b>	<b>↓</b>



### ACTIVITY



Adjusted Scheduled Activity (UDA)		
Month	2019	2020
April	89	183
May	402	592
June	713	844
July	1,113	1,329
August	1,566	1,656
September	1,950	2,074
October	2,285	
November	2,758	
December	3,001	
January	3,353	
February	3,733	
March	4,064	
April	4,188	
May	4,192	
June	4,192	

### QUALITY

	Quantity	Base Number	Contract	AT	Region	England
% of FP17s for the same patient ID Re-attending within 3 months - Children	133	1,701	7.8%	9.3%	12.1%	11.5%
% of FP17s for the same patient ID Re-attending within 3 months - Adults	0	0	N/A	12.3%	15.6%	15.4%
% of FP17s for the same patient ID Re-attending between 3 & 9 months - Children	1,267	1,701	74.5%	64.4%	61.2%	59.7%
% of FP17s for the same patient ID Re-attending between 3 & 9 months - Adults	0	0	N/A	55.8%	54.3%	51.7%
% of FP17s for Band 1 Urgent Courses	57	1,606	3.5%	7.8%	9.1%	9.2%
% of FP17s Relating to Free Repair or Replacements	0	1,606	0.0%	0.9%	0.9%	0.7%
% of FP17s Relating to Continuations	0	1,606	0.0%	0.9%	1.0%	0.8%
% of Patients satisfied with the dentistry they have received	0	0	N/A	94.0%	94.4%	93.5%
% of Patients satisfied with the time they had to wait for an appointment	0	0	N/A	89.8%	88.1%	87.4%

\* This is based on patients treated on this contract for their most recent course of treatment.

Figures in italics indicate the base number of FP17s or Patient Questionnaire responses are less than 100. N/A is shown where the base number of responses is less than 10 during the period. % is calculated as Quantity/Base number\*100

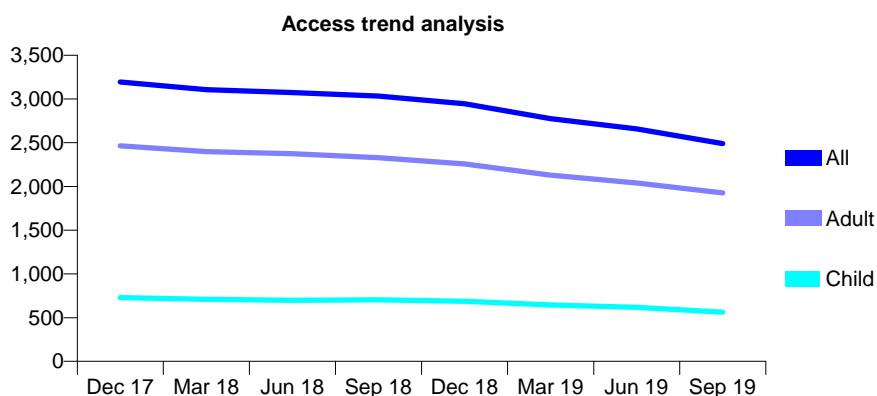
## Q50 - Vital Signs At a Glance Contract Report for 962147/0002 - September 2019

Name or company name	MS Z NEMCIK
Contract type name	GDS Contract
Purpose of contract	General
Contract start date	01/07/2011
Contract end date	

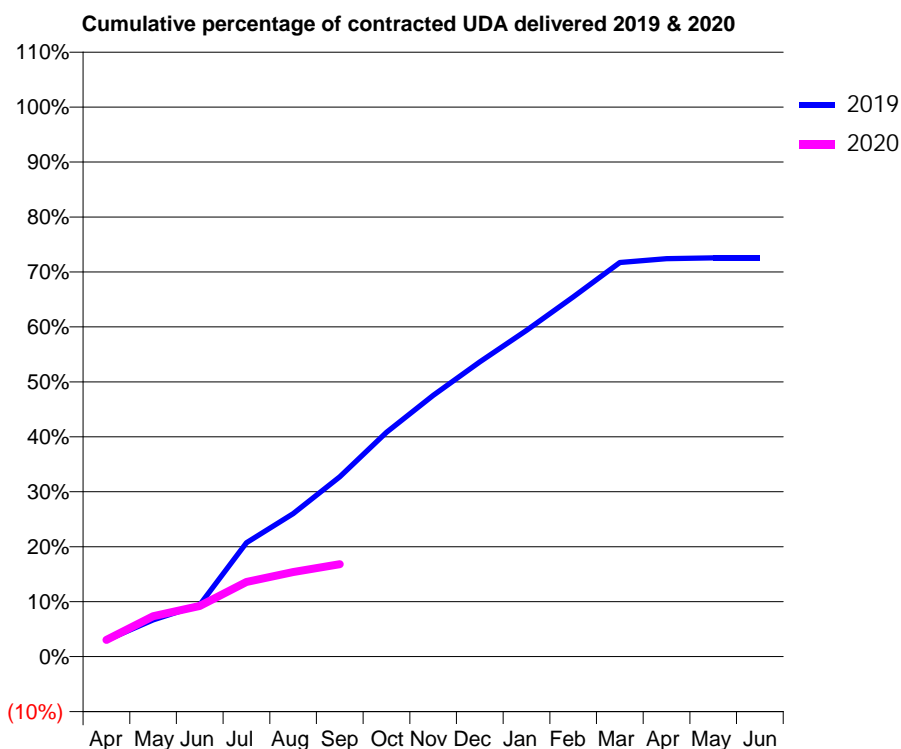
19/20 Contracted general activity (UDA)	10,769
Carry forward general activity (UDA)	0
19/20 Contracted orthodontic activity (UOA)	0
Carry forward orthodontic activity (UOA)	0
Baseline contract value	£341,689.13

### ACCESS\*

Patients seen in 24 months	Total	Change since previous quarter
Quarter ending September 2018	3,034	
Quarter ending December 2018	2,945	↓
Quarter ending March 2019	2,775	↓
Quarter ending June 2019	2,657	↓
Quarter ending September 2019	2,489	↓
<b>Variance since September 2018</b>	<b>(18.0%)</b>	<b>↓</b>



### ACTIVITY



Month	Adjusted Scheduled Activity (UDA)	
	2019	2020
April	323	329
May	721	793
June	1,015	991
July	2,233	1,464
August	2,803	1,658
September	3,523	1,813
October	4,396	
November	5,120	
December	5,777	
January	6,392	
February	7,049	
March	7,724	
April	7,798	
May	7,813	
June	7,813	

### QUALITY

	Quantity	Base Number	Contract	AT	Region	England
% of FP17s for the same patient ID Re-attending within 3 months - Children	16	179	8.9%	9.3%	12.1%	11.5%
% of FP17s for the same patient ID Re-attending within 3 months - Adults	120	797	15.1%	12.3%	15.6%	15.4%
% of FP17s for the same patient ID Re-attending between 3 & 9 months - Children	69	179	38.5%	64.4%	61.2%	59.7%
% of FP17s for the same patient ID Re-attending between 3 & 9 months - Adults	419	797	52.6%	55.8%	54.3%	51.7%
% of FP17s for Band 1 Urgent Courses	95	948	10.0%	7.8%	9.1%	9.2%
% of FP17s Relating to Free Repair or Replacements	10	948	1.1%	0.9%	0.9%	0.7%
% of FP17s Relating to Continuations	5	948	0.5%	0.9%	1.0%	0.8%
% of Patients satisfied with the dentistry they have received	2	2	N/A	94.0%	94.4%	93.5%
% of Patients satisfied with the time they had to wait for an appointment	1	2	N/A	89.8%	88.1%	87.4%

\* This is based on patients treated on this contract for their most recent course of treatment. Figures in italics indicate the base number of FP17s or Patient Questionnaire responses are less than 100. N/A is shown where the base number of responses is less than 10 during the period. % is calculated as Quantity/Base number\*100

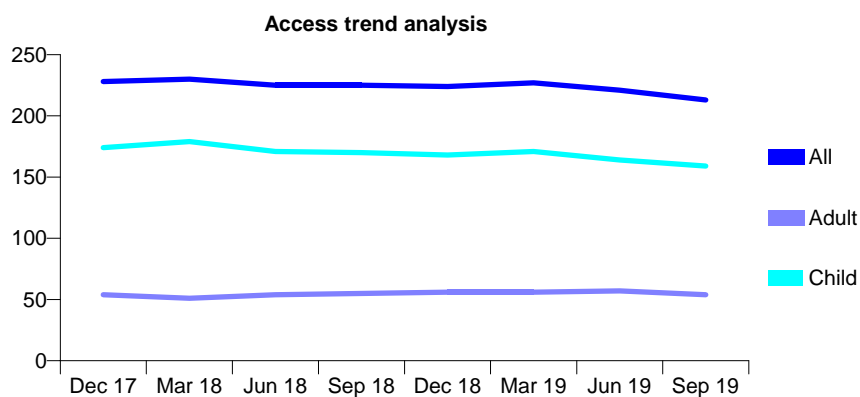
## Q50 - Vital Signs At a Glance Contract Report for 999334/0001 - September 2019

Name or company name	MR EO DUODU
Contract type name	GDS Contract
Purpose of contract	General and Orthodontic
Contract start date	01/04/2006
Contract end date	

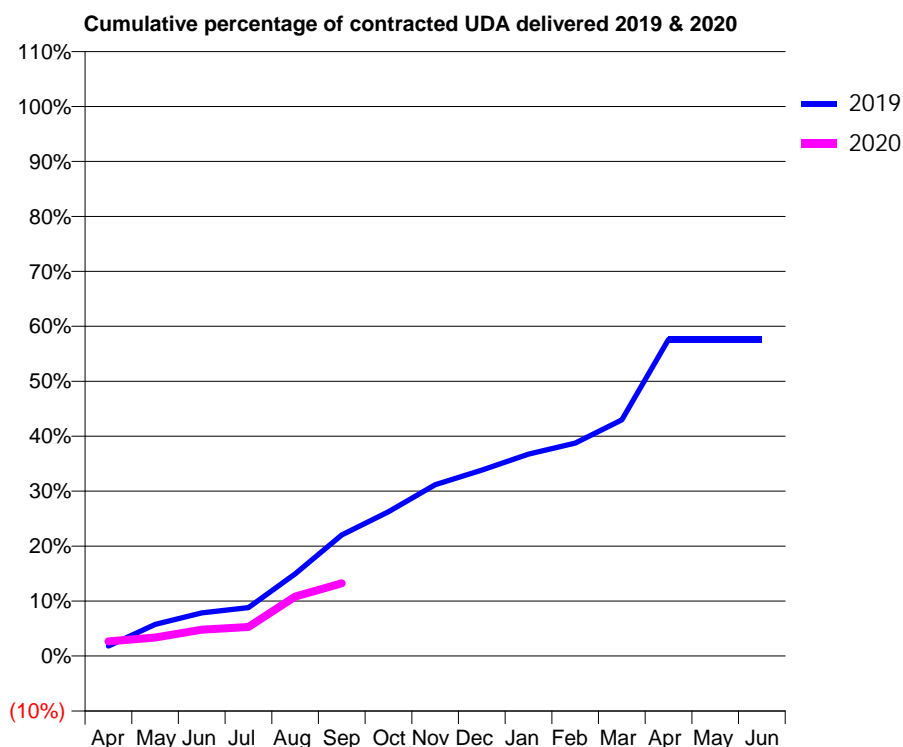
19/20 Contracted general activity (UDA)	1,043
Carry forward general activity (UDA)	0
19/20 Contracted orthodontic activity (UOA)	154
Carry forward orthodontic activity (UOA)	0
Baseline contract value	£42,583.50

### ACCESS\*

Patients seen in 24 months	Total	Change since previous quarter
Quarter ending September 2018	225	
Quarter ending December 2018	224	→
Quarter ending March 2019	227	→
Quarter ending June 2019	221	↓
Quarter ending September 2019	213	↓
<b>Variance since September 2018</b>	<b>(5.3%)</b>	<b>↓</b>



### ACTIVITY



Month	Adjusted Scheduled Activity (UDA)	
	2019	2020
April	19	28
May	60	35
June	82	50
July	92	55
August	156	113
September	230	138
October	274	
November	325	
December	353	
January	383	
February	404	
March	448	
April	601	
May	601	
June	601	

### QUALITY

	Quantity	Base Number	Contract	AT	Region	England
% of FP17s for the same patient ID Re-attending within 3 months - Children	12	131	9.2%	9.3%	12.1%	11.5%
% of FP17s for the same patient ID Re-attending within 3 months - Adults	0	21	0.0%	12.3%	15.6%	15.4%
% of FP17s for the same patient ID Re-attending between 3 & 9 months - Children	96	131	73.3%	64.4%	61.2%	59.7%
% of FP17s for the same patient ID Re-attending between 3 & 9 months - Adults	14	21	66.7%	55.8%	54.3%	51.7%
% of FP17s for Band 1 Urgent Courses	0	93	0.0%	7.8%	9.1%	9.2%
% of FP17s Relating to Free Repair or Replacements	0	93	0.0%	0.9%	0.9%	0.7%
% of FP17s Relating to Continuations	1	93	1.1%	0.9%	1.0%	0.8%
% of Patients satisfied with the dentistry they have received	0	0	N/A	94.0%	94.4%	93.5%
% of Patients satisfied with the time they had to wait for an appointment	0	0	N/A	89.8%	88.1%	87.4%

\* This is based on patients treated on this contract for their most recent course of treatment. Figures in italics indicate the base number of FP17s or Patient Questionnaire responses are less than 100. N/A is shown where the base number of responses is less than 10 during the period. % is calculated as Quantity/Base number\*100

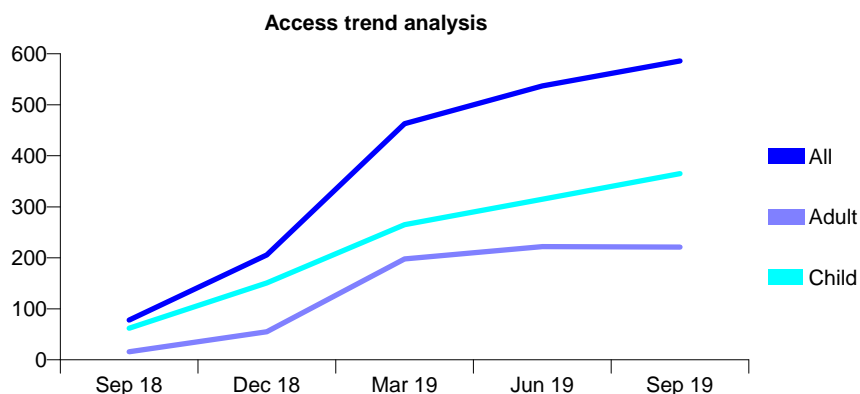
## Q51 - Vital Signs At a Glance Contract Report for 100715/0000 - September 2019

Name or company name	Pitsmoor Dental Health
Contract type name	GDS Contract
Purpose of contract	General
Contract start date	01/07/2018
Contract end date	31/03/2021

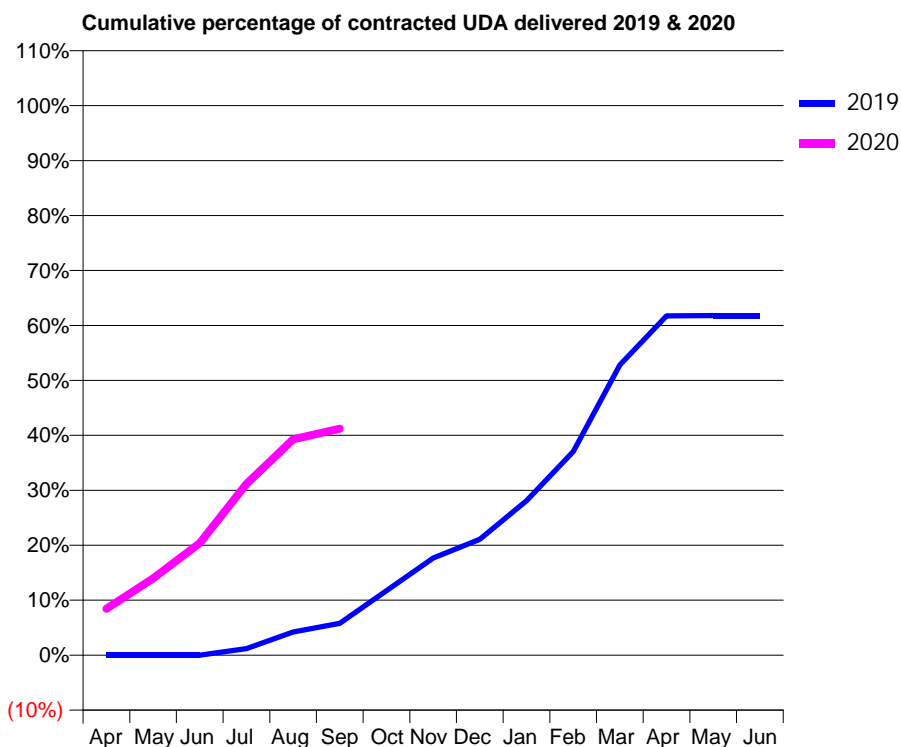
19/20 Contracted general activity (UDA)	2,010
Carry forward general activity (UDA)	0
19/20 Contracted orthodontic activity (UOA)	0
Carry forward orthodontic activity (UOA)	0
Baseline contract value	£56,883.00

### ACCESS\*

Patients seen in 24 months	Total	Change since previous quarter
Quarter ending September 2018	78	
Quarter ending December 2018	206	↑
Quarter ending March 2019	463	↑
Quarter ending June 2019	537	↑
Quarter ending September 2019	586	↑
<b>Variance since September 2018</b>	<b>651.3%</b>	<b>↑</b>



### ACTIVITY



Month	Adjusted Scheduled Activity (UDA)	
	2019	2020
April	0	169
May	0	281
June	0	410
July	24	626
August	85	790
September	116	829
October	236	
November	355	
December	423	
January	565	
February	745	
March	1,061	
April	1,241	
May	1,242	
June	1,242	

### QUALITY

	Quantity	Base Number	Contract	AT	Region	England
% of FP17s for the same patient ID Re-attending within 3 months - Children	17	273	6.2%	9.3%	12.1%	11.5%
% of FP17s for the same patient ID Re-attending within 3 months - Adults	13	158	8.2%	13.4%	15.6%	15.4%
% of FP17s for the same patient ID Re-attending between 3 & 9 months - Children	109	273	39.9%	62.4%	61.2%	59.7%
% of FP17s for the same patient ID Re-attending between 3 & 9 months - Adults	60	158	38.0%	55.9%	54.3%	51.7%
% of FP17s for Band 1 Urgent Courses	18	371	4.9%	7.9%	9.1%	9.2%
% of FP17s Relating to Free Repair or Replacements	2	371	0.5%	1.2%	0.9%	0.7%
% of FP17s Relating to Continuations	0	371	0.0%	1.0%	1.0%	0.8%
% of Patients satisfied with the dentistry they have received	0	0	N/A	95.6%	94.4%	93.5%
% of Patients satisfied with the time they had to wait for an appointment	0	0	N/A	87.9%	88.1%	87.4%

\* This is based on patients treated on this contract for their most recent course of treatment. Figures in italics indicate the base number of FP17s or Patient Questionnaire responses are less than 100. N/A is shown where the base number of responses is less than 10 during the period. % is calculated as Quantity/Base number\*100

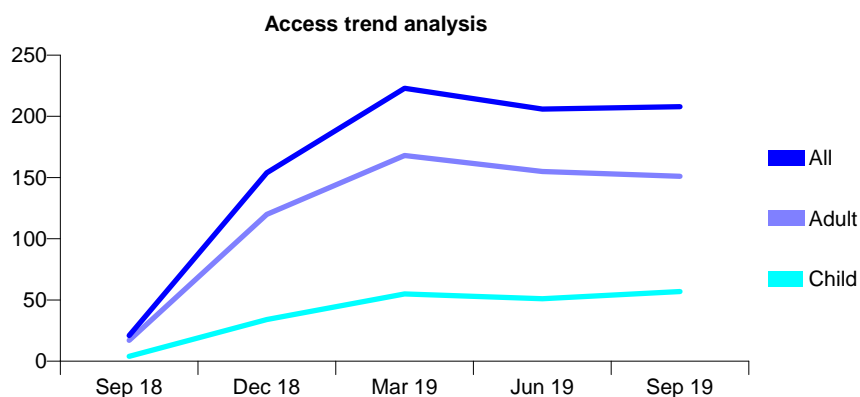
## Q51 - Vital Signs At a Glance Contract Report for 100716/0000 - September 2019

Name or company name	Leppings Lane Dental Care
Contract type name	GDS Contract
Purpose of contract	General
Contract start date	01/07/2018
Contract end date	31/03/2021

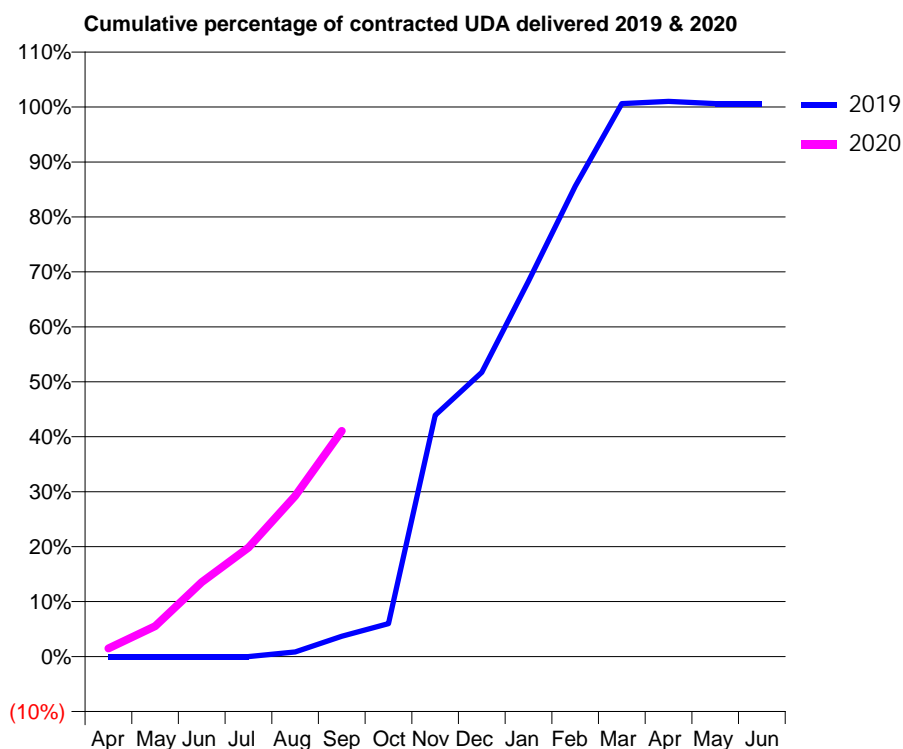
19/20 Contracted general activity (UDA)	745
Carry forward general activity (UDA)	0
19/20 Contracted orthodontic activity (UOA)	0
Carry forward orthodontic activity (UOA)	0
Baseline contract value	£21,090.00

### ACCESS\*

Patients seen in 24 months	Total	Change since previous quarter
Quarter ending September 2018	21	
Quarter ending December 2018	154	↑
Quarter ending March 2019	223	↑
Quarter ending June 2019	206	↓
Quarter ending September 2019	208	→
<b>Variance since September 2018</b>	<b>890.5%</b>	<b>↑</b>



### ACTIVITY



Month	Adjusted Scheduled Activity (UDA)	
	2019	2020
April	0	11
May	0	41
June	0	101
July	0	148
August	6	218
September	28	306
October	45	
November	327	
December	385	
January	509	
February	638	
March	750	
April	753	
May	750	
June	750	

### QUALITY

	Quantity	Base Number	Contract	AT	Region	England
% of FP17s for the same patient ID Re-attending within 3 months - Children	0	32	0.0%	9.3%	12.1%	11.5%
% of FP17s for the same patient ID Re-attending within 3 months - Adults	8	85	9.4%	13.4%	15.6%	15.4%
% of FP17s for the same patient ID Re-attending between 3 & 9 months - Children	4	32	12.5%	62.4%	61.2%	59.7%
% of FP17s for the same patient ID Re-attending between 3 & 9 months - Adults	24	85	28.2%	55.9%	54.3%	51.7%
% of FP17s for Band 1 Urgent Courses	5	115	4.3%	7.9%	9.1%	9.2%
% of FP17s Relating to Free Repair or Replacements	3	115	2.6%	1.2%	0.9%	0.7%
% of FP17s Relating to Continuations	3	115	2.6%	1.0%	1.0%	0.8%
% of Patients satisfied with the dentistry they have received	0	0	N/A	95.6%	94.4%	93.5%
% of Patients satisfied with the time they had to wait for an appointment	0	0	N/A	87.9%	88.1%	87.4%

\* This is based on patients treated on this contract for their most recent course of treatment. Figures in italics indicate the base number of FP17s or Patient Questionnaire responses are less than 100. N/A is shown where the base number of responses is less than 10 during the period. % is calculated as Quantity/Base number\*100

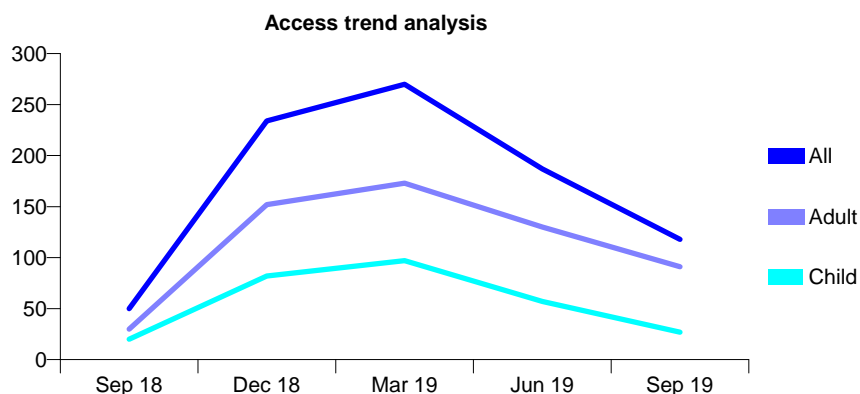
## Q51 - Vital Signs At a Glance Contract Report for 100717/0000 - September 2019

Name or company name	Genix Healthcare Ltd
Contract type name	GDS Contract
Purpose of contract	General
Contract start date	31/07/2018
Contract end date	31/03/2021

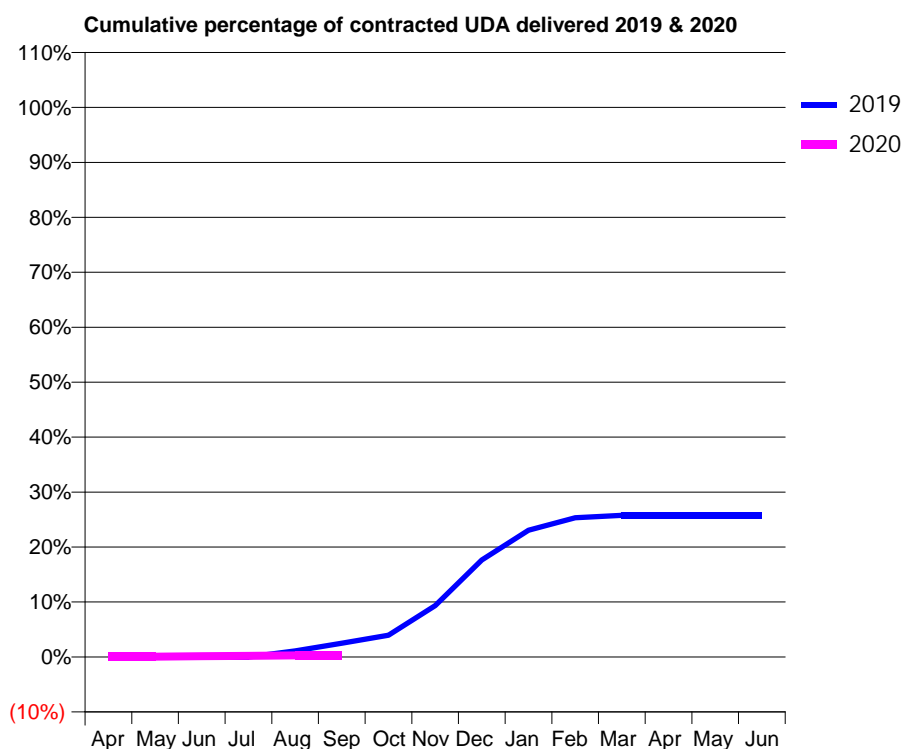
19/20 Contracted general activity (UDA)	2,046
Carry forward general activity (UDA)	0
19/20 Contracted orthodontic activity (UOA)	0
Carry forward orthodontic activity (UOA)	0
Baseline contract value	£57,901.80

### ACCESS\*

Patients seen in 24 months	Total	Change since previous quarter
Quarter ending September 2018	50	
Quarter ending December 2018	234	↑
Quarter ending March 2019	270	↑
Quarter ending June 2019	187	↓
Quarter ending September 2019	118	↓
<b>Variance since September 2018</b>	<b>136.0%</b>	<b>↑</b>



### ACTIVITY



Adjusted Scheduled Activity (UDA)		
Month	2019	2020
April	0	1
May	0	1
June	0	3
July	0	4
August	28	6
September	64	6
October	101	
November	238	
December	450	
January	588	
February	645	
March	656	
April	656	
May	656	
June	656	

### QUALITY

	Quantity	Base Number	Contract	AT	Region	England
% of FP17s for the same patient ID Re-attending within 3 months - Children	0	2	0.0%	9.3%	12.1%	11.5%
% of FP17s for the same patient ID Re-attending within 3 months - Adults	0	4	0.0%	13.4%	15.6%	15.4%
% of FP17s for the same patient ID Re-attending between 3 & 9 months - Children	1	2	50.0%	62.4%	61.2%	59.7%
% of FP17s for the same patient ID Re-attending between 3 & 9 months - Adults	0	4	0.0%	55.9%	54.3%	51.7%
% of FP17s for Band 1 Urgent Courses	0	6	0.0%	7.9%	9.1%	9.2%
% of FP17s Relating to Free Repair or Replacements	0	6	0.0%	1.2%	0.9%	0.7%
% of FP17s Relating to Continuations	0	6	0.0%	1.0%	1.0%	0.8%
% of Patients satisfied with the dentistry they have received	0	0	N/A	95.6%	94.4%	93.5%
% of Patients satisfied with the time they had to wait for an appointment	0	0	N/A	87.9%	88.1%	87.4%

\* This is based on patients treated on this contract for their most recent course of treatment. Figures in italics indicate the base number of FP17s or Patient Questionnaire responses are less than 100. N/A is shown where the base number of responses is less than 10 during the period. % is calculated as Quantity/Base number\*100

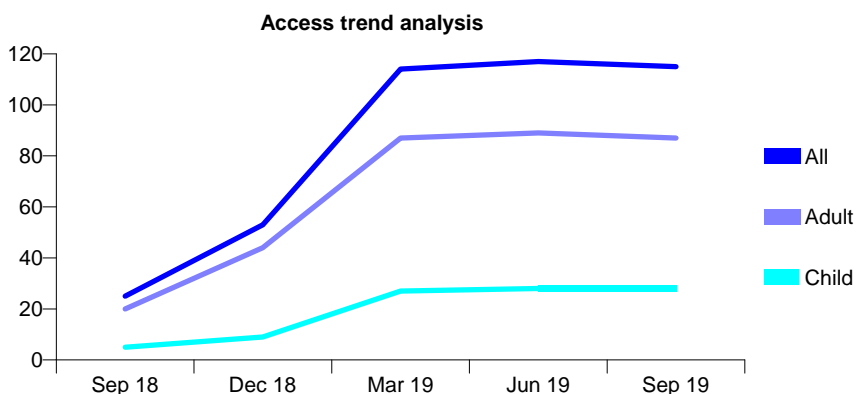
## Q51 - Vital Signs At a Glance Contract Report for 100718/0000 - September 2019

Name or company name	Thurcroft Dental Practice
Contract type name	GDS Contract
Purpose of contract	General
Contract start date	01/07/2018
Contract end date	31/03/2021

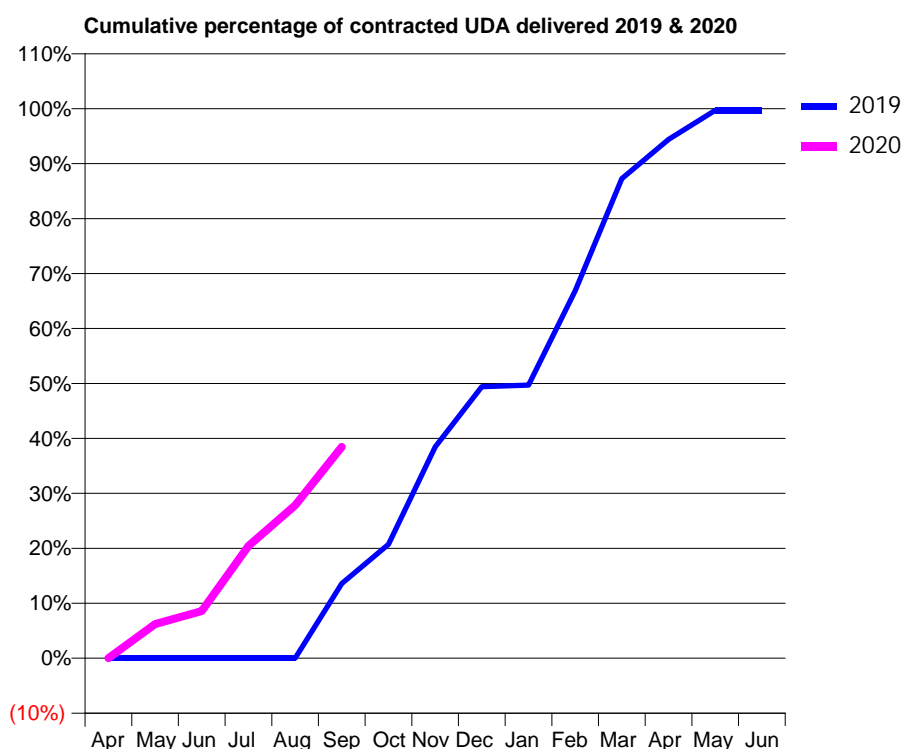
19/20 Contracted general activity (UDA)	338
Carry forward general activity (UDA)	0
19/20 Contracted orthodontic activity (UOA)	0
Carry forward orthodontic activity (UOA)	0
Baseline contract value	£9,552.00

### ACCESS\*

Patients seen in 24 months	Total	Change since previous quarter
Quarter ending September 2018	25	
Quarter ending December 2018	53	↑
Quarter ending March 2019	114	↑
Quarter ending June 2019	117	↑
Quarter ending September 2019	115	↓
<b>Variance since September 2018</b>	<b>360.0%</b>	<b>↑</b>



### ACTIVITY



Month	2019	2020
April	0	0
May	0	21
June	0	29
July	0	69
August	0	94
September	46	130
October	70	
November	130	
December	167	
January	168	
February	226	
March	295	
April	319	
May	337	
June	337	

### QUALITY

	Quantity	Base Number	Contract	AT	Region	England
% of FP17s for the same patient ID Re-attending within 3 months - Children	0	18	0.0%	9.3%	12.1%	11.5%
% of FP17s for the same patient ID Re-attending within 3 months - Adults	0	53	0.0%	13.4%	15.6%	15.4%
% of FP17s for the same patient ID Re-attending between 3 & 9 months - Children	0	18	0.0%	62.4%	61.2%	59.7%
% of FP17s for the same patient ID Re-attending between 3 & 9 months - Adults	0	53	0.0%	55.9%	54.3%	51.7%
% of FP17s for Band 1 Urgent Courses	0	52	0.0%	7.9%	9.1%	9.2%
% of FP17s Relating to Free Repair or Replacements	0	52	0.0%	1.2%	0.9%	0.7%
% of FP17s Relating to Continuations	0	52	0.0%	1.0%	1.0%	0.8%
% of Patients satisfied with the dentistry they have received	0	0	N/A	95.6%	94.4%	93.5%
% of Patients satisfied with the time they had to wait for an appointment	0	0	N/A	87.9%	88.1%	87.4%

\* This is based on patients treated on this contract for their most recent course of treatment.

Figures in italics indicate the base number of FP17s or Patient Questionnaire responses are less than 100. N/A is shown where the base number of responses is less than 10 during the period. % is calculated as Quantity/Base number\*100



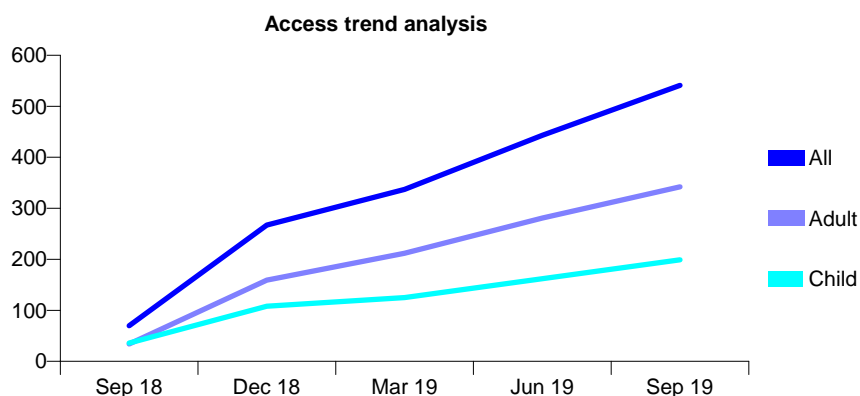
## Q51 - Vital Signs At a Glance Contract Report for 100720/0000 - September 2019

Name or company name	Dental Directions
Contract type name	GDS Contract
Purpose of contract	General
Contract start date	01/07/2018
Contract end date	31/03/2021

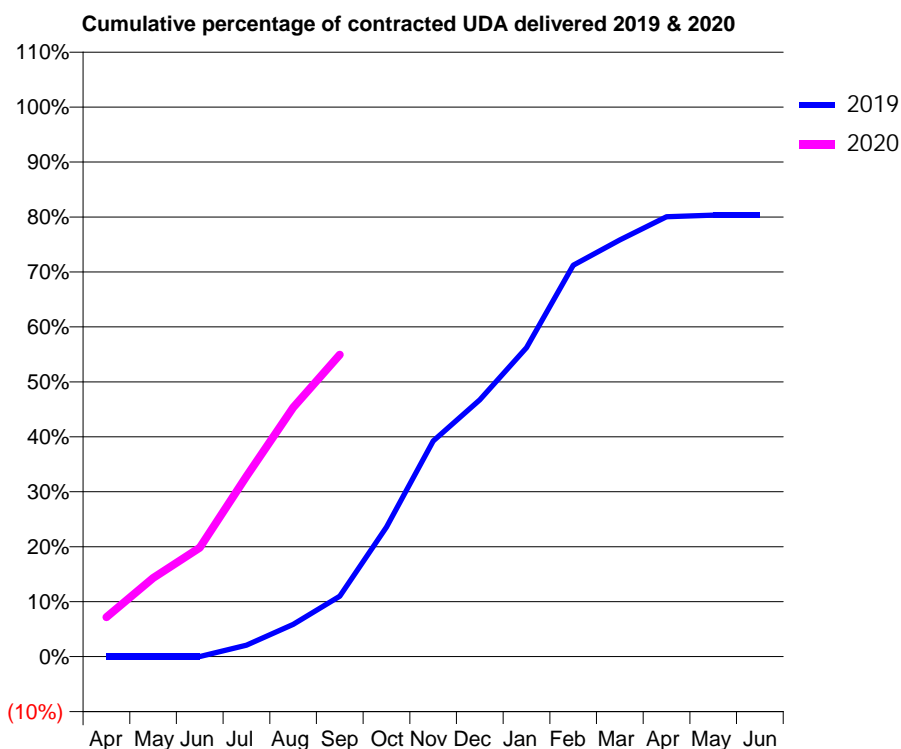
19/20 Contracted general activity (UDA)	1,876
Carry forward general activity (UDA)	0
19/20 Contracted orthodontic activity (UOA)	0
Carry forward orthodontic activity (UOA)	0
Baseline contract value	£53,090.80

### ACCESS\*

Patients seen in 24 months	Total	Change since previous quarter
Quarter ending September 2018	70	
Quarter ending December 2018	267	↑
Quarter ending March 2019	337	↑
Quarter ending June 2019	443	↑
Quarter ending September 2019	541	↑
<b>Variance since September 2018</b>	<b>672.9%</b>	<b>↑</b>



### ACTIVITY



Month	Adjusted Scheduled Activity (UDA)	
	2019	2020
April	0	135
May	0	269
June	0	372
July	28	616
August	78	850
September	146	1,030
October	313	
November	521	
December	620	
January	747	
February	946	
March	1,007	
April	1,063	
May	1,067	
June	1,067	

### QUALITY

	Quantity	Base Number	Contract	AT	Region	England
% of FP17s for the same patient ID Re-attending within 3 months - Children	2	158	1.3%	9.3%	12.1%	11.5%
% of FP17s for the same patient ID Re-attending within 3 months - Adults	16	270	5.9%	13.4%	15.6%	15.4%
% of FP17s for the same patient ID Re-attending between 3 & 9 months - Children	45	158	28.5%	62.4%	61.2%	59.7%
% of FP17s for the same patient ID Re-attending between 3 & 9 months - Adults	79	270	29.3%	55.9%	54.3%	51.7%
% of FP17s for Band 1 Urgent Courses	12	415	2.9%	7.9%	9.1%	9.2%
% of FP17s Relating to Free Repair or Replacements	0	415	0.0%	1.2%	0.9%	0.7%
% of FP17s Relating to Continuations	0	415	0.0%	1.0%	1.0%	0.8%
% of Patients satisfied with the dentistry they have received	0	0	N/A	95.6%	94.4%	93.5%
% of Patients satisfied with the time they had to wait for an appointment	0	0	N/A	87.9%	88.1%	87.4%

\* This is based on patients treated on this contract for their most recent course of treatment. Figures in italics indicate the base number of FP17s or Patient Questionnaire responses are less than 100. N/A is shown where the base number of responses is less than 10 during the period. % is calculated as Quantity/Base number\*100

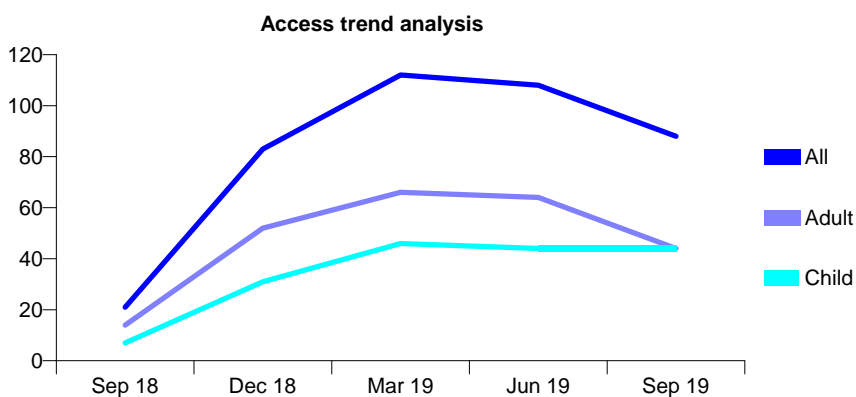
## Q51 - Vital Signs At a Glance Contract Report for 100721/0000 - September 2019

Name or company name	Prime Dental Care Limited
Contract type name	GDS Contract
Purpose of contract	General
Contract start date	01/07/2018
Contract end date	31/03/2021

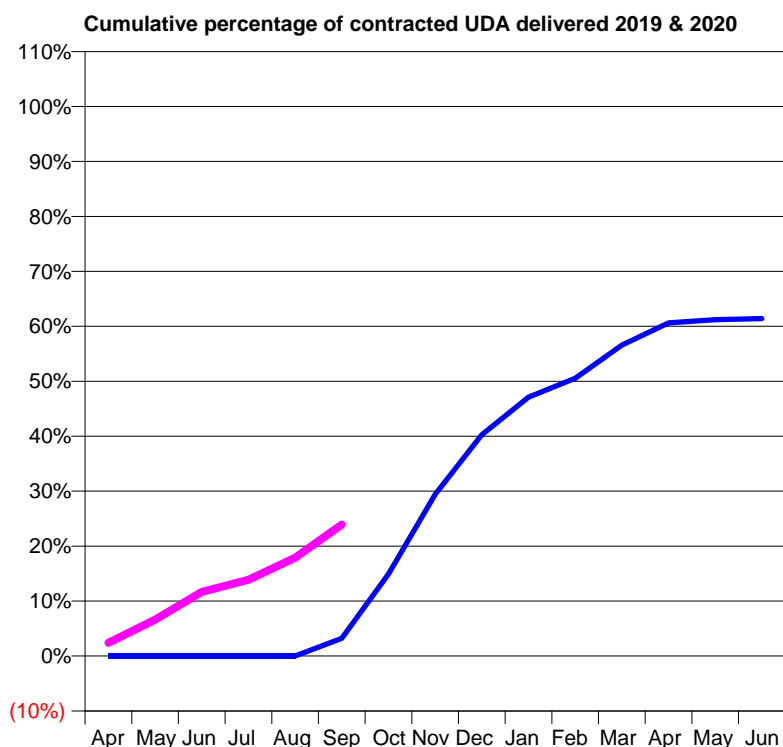
19/20 Contracted general activity (UDA)	497
Carry forward general activity (UDA)	0
19/20 Contracted orthodontic activity (UOA)	0
Carry forward orthodontic activity (UOA)	0
Baseline contract value	£14,047.00

### ACCESS\*

Patients seen in 24 months	Total	Change since previous quarter
Quarter ending September 2018	21	
Quarter ending December 2018	83	↑
Quarter ending March 2019	112	↑
Quarter ending June 2019	108	↓
Quarter ending September 2019	88	↓
<b>Variance since September 2018</b>	<b>319.0%</b>	<b>↑</b>



### ACTIVITY



Month	Adjusted Scheduled Activity (UDA)	
	2019	2020
April	0	12
May	0	33
June	0	58
July	0	69
August	0	89
September	16	119
October	74	
November	146	
December	200	
January	234	
February	251	
March	281	
April	301	
May	304	
June	305	

### QUALITY

	Quantity	Base Number	Contract	AT	Region	England
% of FP17s for the same patient ID Re-attending within 3 months - Children	0	24	0.0%	9.3%	12.1%	11.5%
% of FP17s for the same patient ID Re-attending within 3 months - Adults	0	36	0.0%	13.4%	15.6%	15.4%
% of FP17s for the same patient ID Re-attending between 3 & 9 months - Children	0	24	0.0%	62.4%	61.2%	59.7%
% of FP17s for the same patient ID Re-attending between 3 & 9 months - Adults	0	36	0.0%	55.9%	54.3%	51.7%
% of FP17s for Band 1 Urgent Courses	0	46	0.0%	7.9%	9.1%	9.2%
% of FP17s Relating to Free Repair or Replacements	0	46	0.0%	1.2%	0.9%	0.7%
% of FP17s Relating to Continuations	0	46	0.0%	1.0%	1.0%	0.8%
% of Patients satisfied with the dentistry they have received	0	0	N/A	95.6%	94.4%	93.5%
% of Patients satisfied with the time they had to wait for an appointment	0	0	N/A	87.9%	88.1%	87.4%

\* This is based on patients treated on this contract for their most recent course of treatment. Figures in italics indicate the base number of FP17s or Patient Questionnaire responses are less than 100. N/A is shown where the base number of responses is less than 10 during the period. % is calculated as Quantity/Base number\*100

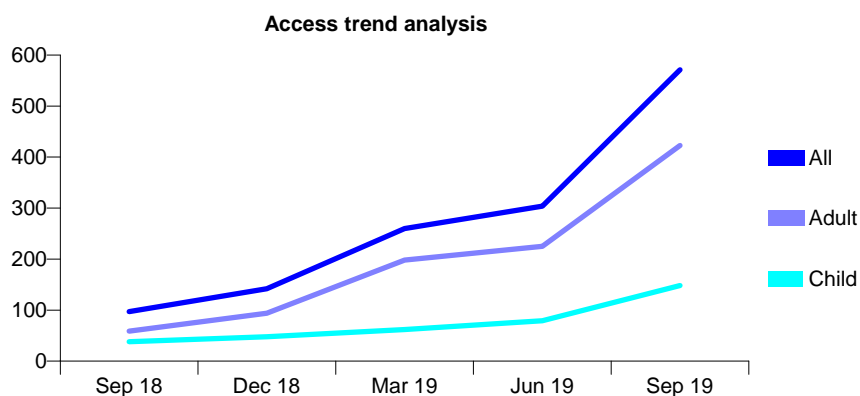
## Q51 - Vital Signs At a Glance Contract Report for 100722/0000 - September 2019

Name or company name	Anderson & Broadberry Dental Care
Contract type name	GDS Contract
Purpose of contract	General
Contract start date	01/07/2018
Contract end date	31/03/2021

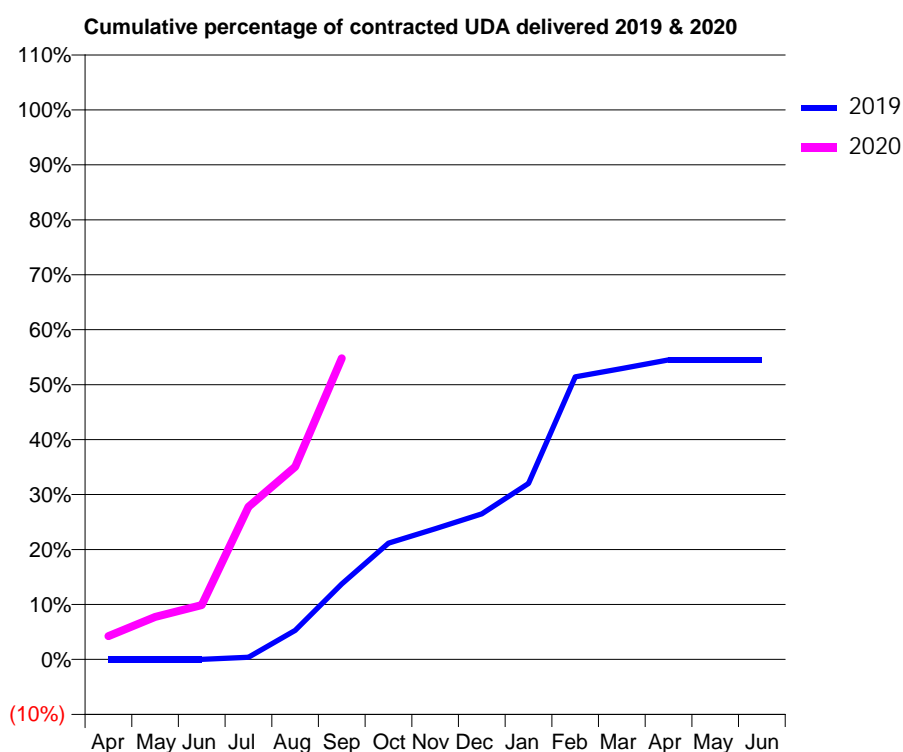
19/20 Contracted general activity (UDA)	1,204
Carry forward general activity (UDA)	0
19/20 Contracted orthodontic activity (UOA)	0
Carry forward orthodontic activity (UOA)	0
Baseline contract value	£34,073.20

### ACCESS\*

Patients seen in 24 months	Total	Change since previous quarter
Quarter ending September 2018	97	
Quarter ending December 2018	142	↑
Quarter ending March 2019	260	↑
Quarter ending June 2019	304	↑
Quarter ending September 2019	571	↑
<b>Variance since September 2018</b>	<b>488.7%</b>	<b>↑</b>



### ACTIVITY



Month	2019	2020
April	0	51
May	0	93
June	0	119
July	6	334
August	79	422
September	206	660
October	317	
November	356	
December	397	
January	480	
February	771	
March	794	
April	817	
May	817	
June	817	

### QUALITY

	Quantity	Base Number	Contract	AT	Region	England
% of FP17s for the same patient ID Re-attending within 3 months - Children	2	110	1.8%	9.3%	12.1%	11.5%
% of FP17s for the same patient ID Re-attending within 3 months - Adults	10	305	3.3%	13.4%	15.6%	15.4%
% of FP17s for the same patient ID Re-attending between 3 & 9 months - Children	0	110	0.0%	62.4%	61.2%	59.7%
% of FP17s for the same patient ID Re-attending between 3 & 9 months - Adults	3	305	1.0%	55.9%	54.3%	51.7%
% of FP17s for Band 1 Urgent Courses	10	405	2.5%	7.9%	9.1%	9.2%
% of FP17s Relating to Free Repair or Replacements	1	405	0.2%	1.2%	0.9%	0.7%
% of FP17s Relating to Continuations	0	405	0.0%	1.0%	1.0%	0.8%
% of Patients satisfied with the dentistry they have received	0	0	N/A	95.6%	94.4%	93.5%
% of Patients satisfied with the time they had to wait for an appointment	0	0	N/A	87.9%	88.1%	87.4%

\* This is based on patients treated on this contract for their most recent course of treatment. Figures in italics indicate the base number of FP17s or Patient Questionnaire responses are less than 100. N/A is shown where the base number of responses is less than 10 during the period. % is calculated as Quantity/Base number\*100

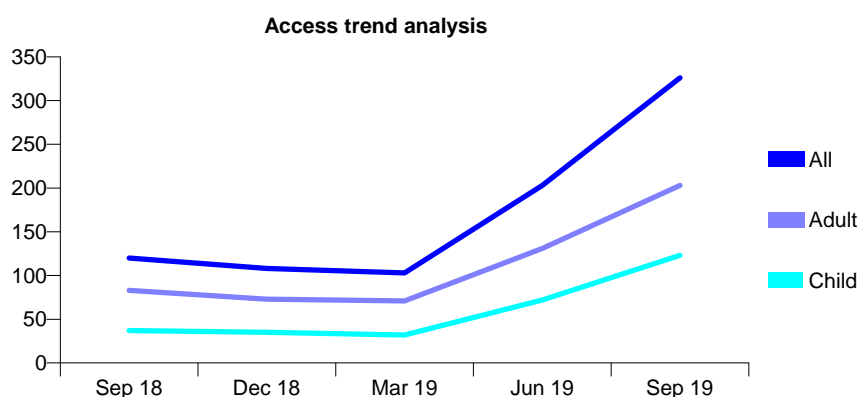
## Q51 - Vital Signs At a Glance Contract Report for 100723/0000 - September 2019

Name or company name	Croft House Dental Surgery
Contract type name	GDS Contract
Purpose of contract	General
Contract start date	01/07/2018
Contract end date	31/03/2021

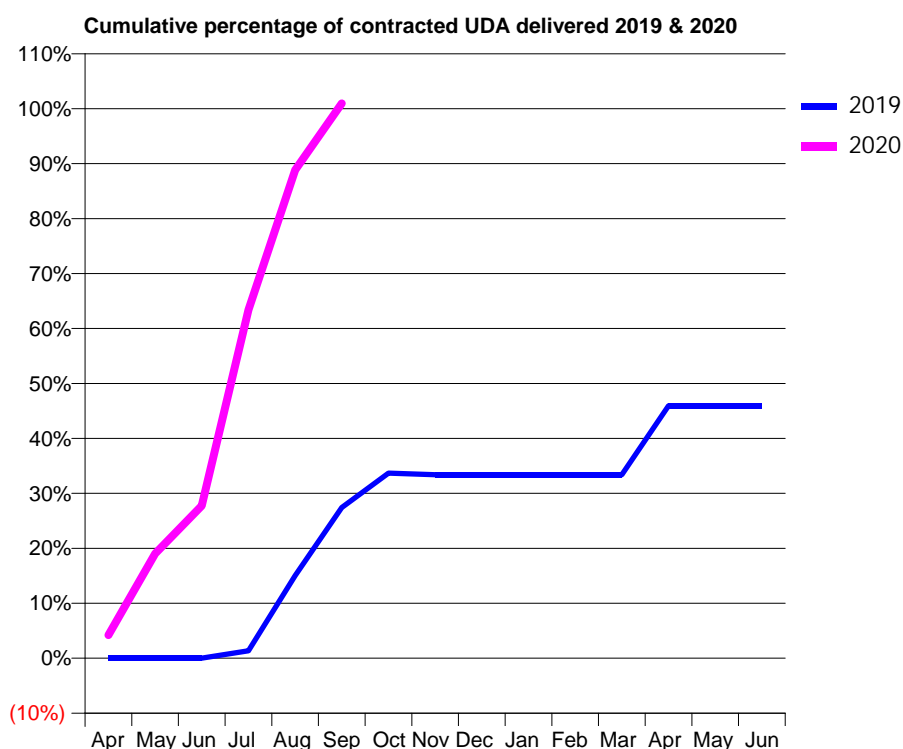
19/20 Contracted general activity (UDA)	837
Carry forward general activity (UDA)	0
19/20 Contracted orthodontic activity (UOA)	0
Carry forward orthodontic activity (UOA)	0
Baseline contract value	£23,687.10

### ACCESS\*

Patients seen in 24 months	Total	Change since previous quarter
Quarter ending September 2018	120	
Quarter ending December 2018	108	↓
Quarter ending March 2019	103	↓
Quarter ending June 2019	203	↑
Quarter ending September 2019	326	↑
<b>Variance since September 2018</b>	<b>171.7%</b>	<b>↑</b>



### ACTIVITY



Month	2019	2020
April	0	35
May	0	159
June	0	232
July	14	530
August	157	744
September	286	845
October	352	-
November	349	-
December	349	-
January	349	-
February	349	-
March	349	-
April	480	-
May	480	-
June	480	-

### QUALITY

	Quantity	Base Number	Contract	AT	Region	England
% of FP17s for the same patient ID Re-attending within 3 months - Children	2	113	1.8%	9.3%	12.1%	11.5%
% of FP17s for the same patient ID Re-attending within 3 months - Adults	7	207	3.4%	13.4%	15.6%	15.4%
% of FP17s for the same patient ID Re-attending between 3 & 9 months - Children	1	113	0.9%	62.4%	61.2%	59.7%
% of FP17s for the same patient ID Re-attending between 3 & 9 months - Adults	4	207	1.9%	55.9%	54.3%	51.7%
% of FP17s for Band 1 Urgent Courses	10	282	3.5%	7.9%	9.1%	9.2%
% of FP17s Relating to Free Repair or Replacements	2	282	0.7%	1.2%	0.9%	0.7%
% of FP17s Relating to Continuations	3	282	1.1%	1.0%	1.0%	0.8%
% of Patients satisfied with the dentistry they have received	0	0	N/A	95.6%	94.4%	93.5%
% of Patients satisfied with the time they had to wait for an appointment	0	0	N/A	87.9%	88.1%	87.4%

\* This is based on patients treated on this contract for their most recent course of treatment.

Figures in italics indicate the base number of FP17s or Patient Questionnaire responses are less than 100. N/A is shown where the base number of responses is less than 10 during the period. % is calculated as Quantity/Base number\*100

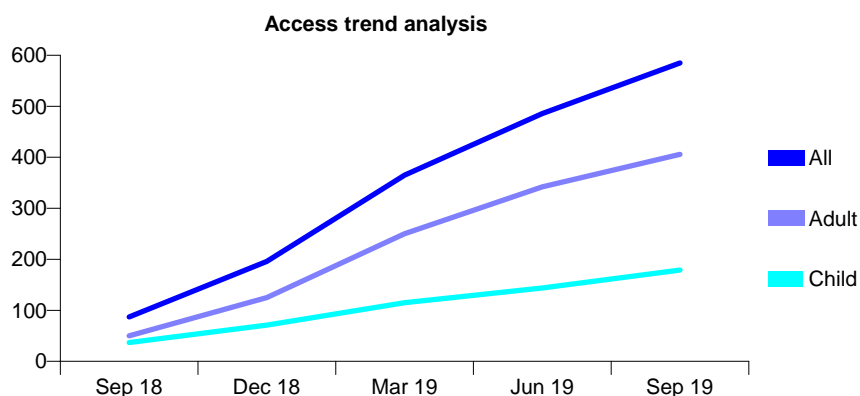
## Q51 - Vital Signs At a Glance Contract Report for 100726/0000 - September 2019

Name or company name	Pawson Dental Partnership
Contract type name	GDS Contract
Purpose of contract	General
Contract start date	01/07/2018
Contract end date	31/03/2021

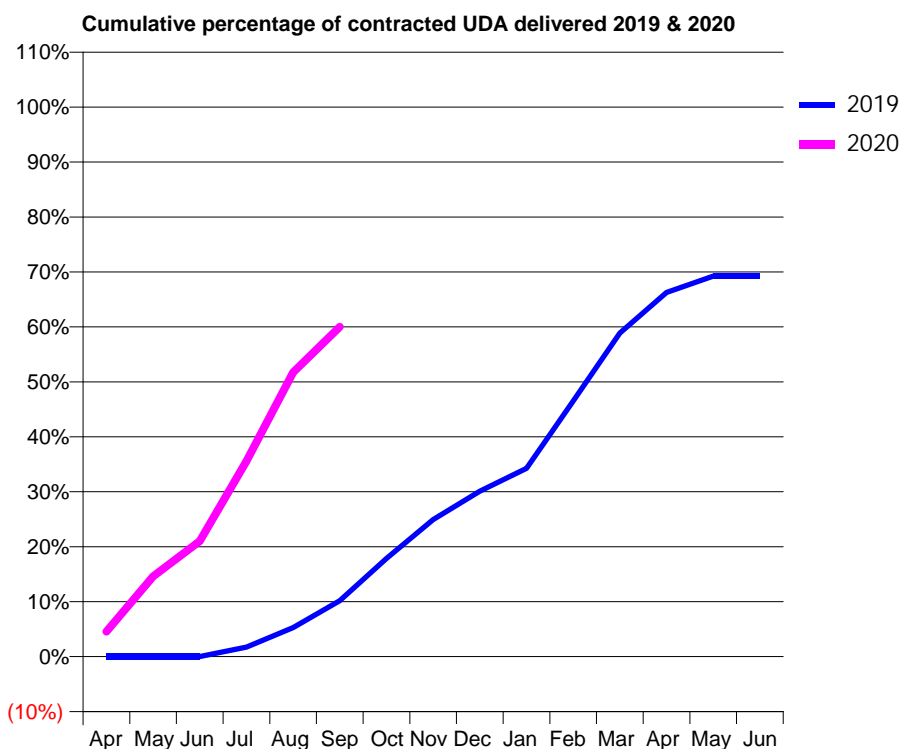
19/20 Contracted general activity (UDA)	1,829
Carry forward general activity (UDA)	0
19/20 Contracted orthodontic activity (UOA)	0
Carry forward orthodontic activity (UOA)	0
Baseline contract value	£51,760.70

### ACCESS\*

Patients seen in 24 months	Total	Change since previous quarter
Quarter ending September 2018	87	
Quarter ending December 2018	196	↑
Quarter ending March 2019	365	↑
Quarter ending June 2019	486	↑
Quarter ending September 2019	585	↑
<b>Variance since September 2018</b>	<b>572.4%</b>	<b>↑</b>



### ACTIVITY



Month	Adjusted Scheduled Activity (UDA)	
	2019	2020
April	0	83
May	0	267
June	0	384
July	42	651
August	128	947
September	247	1,097
October	433	
November	605	
December	730	
January	831	
February	1,128	
March	1,428	
April	1,607	
May	1,679	
June	1,679	

### QUALITY

	Quantity	Base Number	Contract	AT	Region	England
% of FP17s for the same patient ID Re-attending within 3 months - Children	8	128	6.3%	9.3%	12.1%	11.5%
% of FP17s for the same patient ID Re-attending within 3 months - Adults	36	314	11.5%	13.4%	15.6%	15.4%
% of FP17s for the same patient ID Re-attending between 3 & 9 months - Children	42	128	32.8%	62.4%	61.2%	59.7%
% of FP17s for the same patient ID Re-attending between 3 & 9 months - Adults	72	314	22.9%	55.9%	54.3%	51.7%
% of FP17s for Band 1 Urgent Courses	41	367	11.2%	7.9%	9.1%	9.2%
% of FP17s Relating to Free Repair or Replacements	4	367	1.1%	1.2%	0.9%	0.7%
% of FP17s Relating to Continuations	6	367	1.6%	1.0%	1.0%	0.8%
% of Patients satisfied with the dentistry they have received	0	0	N/A	95.6%	94.4%	93.5%
% of Patients satisfied with the time they had to wait for an appointment	0	0	N/A	87.9%	88.1%	87.4%

\* This is based on patients treated on this contract for their most recent course of treatment. Figures in italics indicate the base number of FP17s or Patient Questionnaire responses are less than 100. N/A is shown where the base number of responses is less than 10 during the period. % is calculated as Quantity/Base number\*100

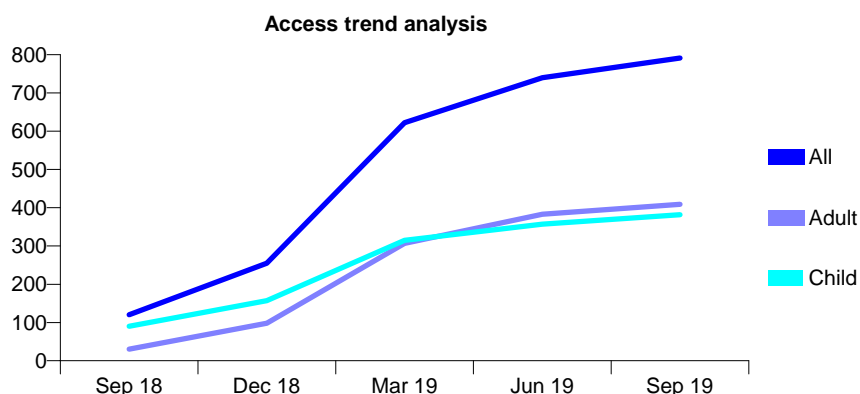
## Q51 - Vital Signs At a Glance Contract Report for 100729/0000 - September 2019

Name or company name	Adrian Vasile
Contract type name	GDS Contract
Purpose of contract	General
Contract start date	01/07/2018
Contract end date	31/03/2021

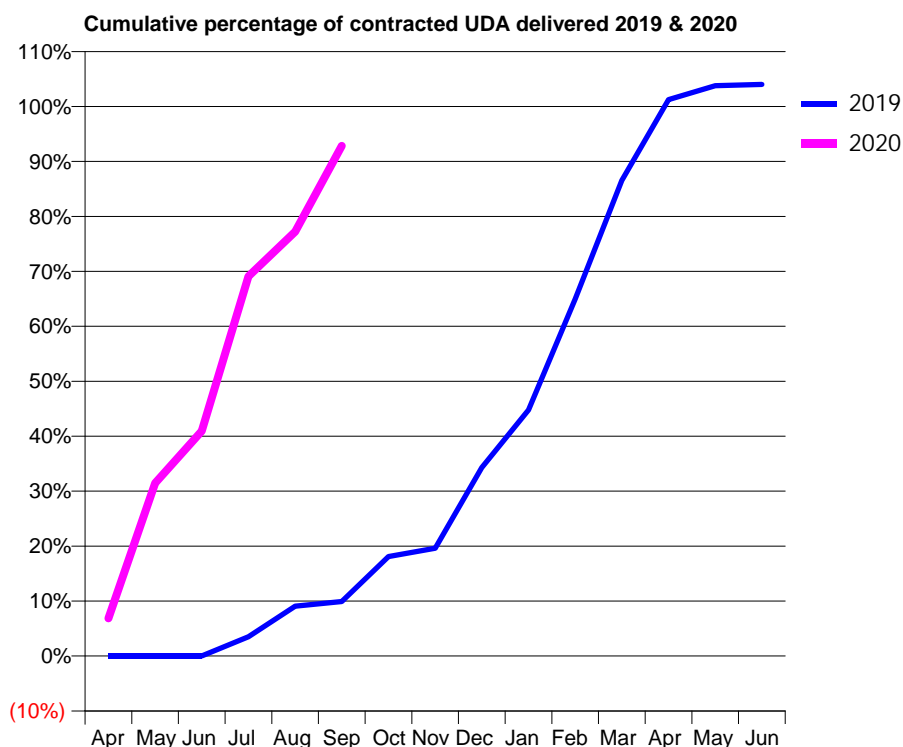
19/20 Contracted general activity (UDA)	1,332
Carry forward general activity (UDA)	0
19/20 Contracted orthodontic activity (UOA)	0
Carry forward orthodontic activity (UOA)	0
Baseline contract value	£37,695.60

### ACCESS\*

Patients seen in 24 months	Total	Change since previous quarter
Quarter ending September 2018	120	
Quarter ending December 2018	255	↑
Quarter ending March 2019	622	↑
Quarter ending June 2019	740	↑
Quarter ending September 2019	791	↑
<b>Variance since September 2018</b>	<b>559.2%</b>	<b>↑</b>



### ACTIVITY



Month	Adjusted Scheduled Activity (UDA)	
	2019	2020
April	0	91
May	0	419
June	0	545
July	62	920
August	160	1,028
September	175	1,236
October	319	
November	346	
December	606	
January	791	
February	1,147	
March	1,528	
April	1,788	
May	1,833	
June	1,837	

### QUALITY

	Quantity	Base Number	Contract	AT	Region	England
% of FP17s for the same patient ID Re-attending within 3 months - Children	48	275	17.5%	9.3%	12.1%	11.5%
% of FP17s for the same patient ID Re-attending within 3 months - Adults	61	321	19.0%	13.4%	15.6%	15.4%
% of FP17s for the same patient ID Re-attending between 3 & 9 months - Children	70	275	25.5%	62.4%	61.2%	59.7%
% of FP17s for the same patient ID Re-attending between 3 & 9 months - Adults	48	321	15.0%	55.9%	54.3%	51.7%
% of FP17s for Band 1 Urgent Courses	17	470	3.6%	7.9%	9.1%	9.2%
% of FP17s Relating to Free Repair or Replacements	2	470	0.4%	1.2%	0.9%	0.7%
% of FP17s Relating to Continuations	2	470	0.4%	1.0%	1.0%	0.8%
% of Patients satisfied with the dentistry they have received	0	0	N/A	95.6%	94.4%	93.5%
% of Patients satisfied with the time they had to wait for an appointment	0	0	N/A	87.9%	88.1%	87.4%

\* This is based on patients treated on this contract for their most recent course of treatment. Figures in italics indicate the base number of FP17s or Patient Questionnaire responses are less than 100. N/A is shown where the base number of responses is less than 10 during the period. % is calculated as Quantity/Base number\*100

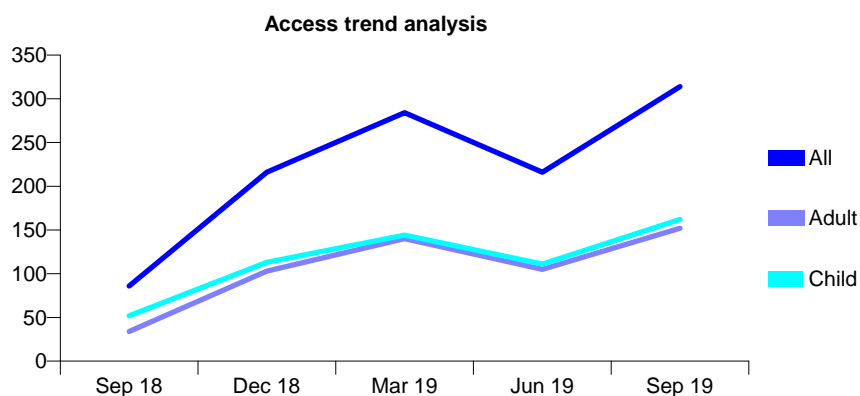
## Q51 - Vital Signs At a Glance Contract Report for 100730/0000 - September 2019

Name or company name	Parson Cross Dental Surgery
Contract type name	GDS Contract
Purpose of contract	General
Contract start date	01/07/2018
Contract end date	31/03/2021

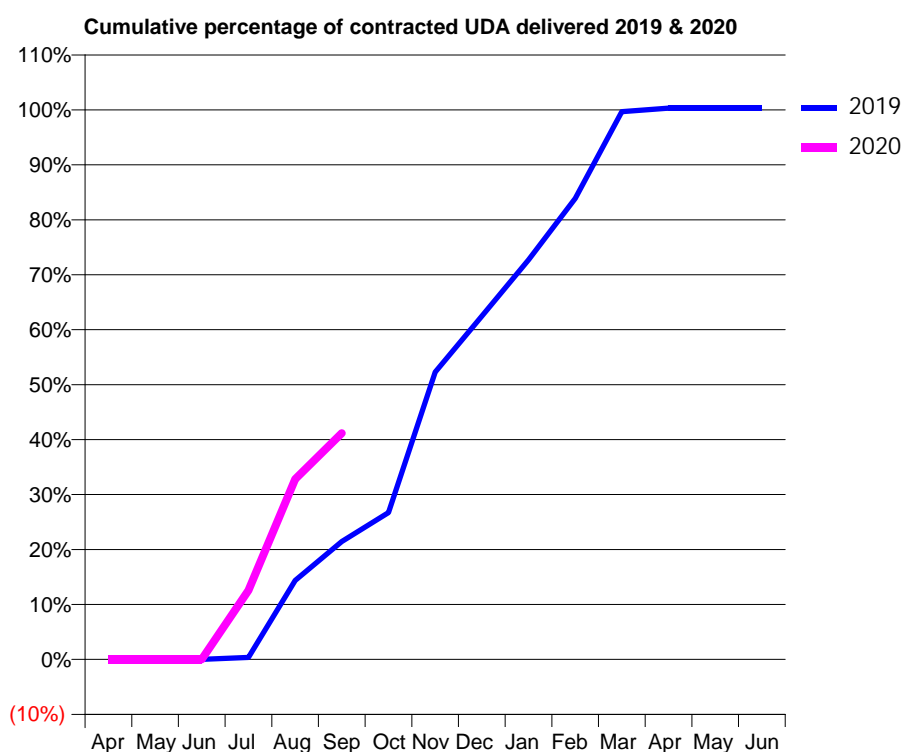
19/20 Contracted general activity (UDA)	799
Carry forward general activity (UDA)	0
19/20 Contracted orthodontic activity (UOA)	0
Carry forward orthodontic activity (UOA)	0
Baseline contract value	£22,600.00

### ACCESS\*

Patients seen in 24 months	Total	Change since previous quarter
Quarter ending September 2018	86	
Quarter ending December 2018	216	↑
Quarter ending March 2019	284	↑
Quarter ending June 2019	216	↓
Quarter ending September 2019	314	↑
<b>Variance since September 2018</b>	<b>265.1%</b>	<b>↑</b>



### ACTIVITY



Month	Adjusted Scheduled Activity (UDA)	
	2019	2020
April	0	0
May	0	0
June	0	0
July	3	100
August	115	262
September	171	329
October	214	
November	418	
December	499	
January	581	
February	670	
March	796	
April	801	
May	801	
June	801	

### QUALITY

	Quantity	Base Number	Contract	AT	Region	England
% of FP17s for the same patient ID Re-attending within 3 months - Children	0	105	0.0%	9.3%	12.1%	11.5%
% of FP17s for the same patient ID Re-attending within 3 months - Adults	2	92	2.2%	13.4%	15.6%	15.4%
% of FP17s for the same patient ID Re-attending between 3 & 9 months - Children	10	105	9.5%	62.4%	61.2%	59.7%
% of FP17s for the same patient ID Re-attending between 3 & 9 months - Adults	8	92	8.7%	55.9%	54.3%	51.7%
% of FP17s for Band 1 Urgent Courses	5	194	2.6%	7.9%	9.1%	9.2%
% of FP17s Relating to Free Repair or Replacements	1	194	0.5%	1.2%	0.9%	0.7%
% of FP17s Relating to Continuations	0	194	0.0%	1.0%	1.0%	0.8%
% of Patients satisfied with the dentistry they have received	0	0	N/A	95.6%	94.4%	93.5%
% of Patients satisfied with the time they had to wait for an appointment	0	0	N/A	87.9%	88.1%	87.4%

\* This is based on patients treated on this contract for their most recent course of treatment. Figures in italics indicate the base number of FP17s or Patient Questionnaire responses are less than 100. N/A is shown where the base number of responses is less than 10 during the period. % is calculated as Quantity/Base number\*100

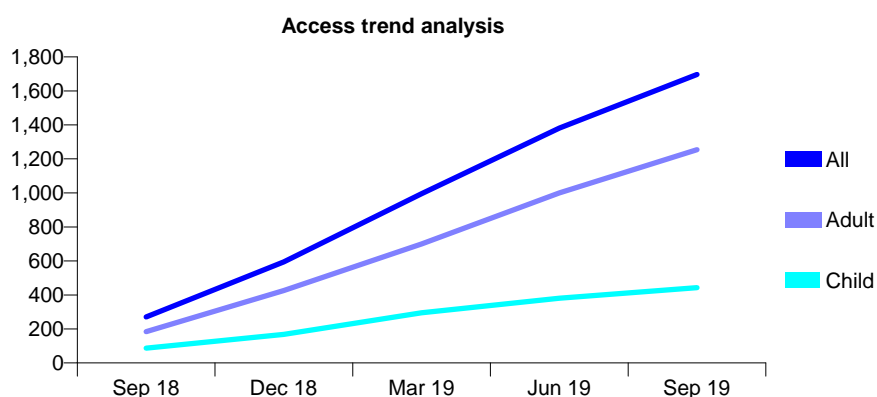
## Q51 - Vital Signs At a Glance Contract Report for 100739/0000 - September 2019

Name or company name	Arif & Razzaq Dental Surgery
Contract type name	GDS Contract
Purpose of contract	General
Contract start date	01/07/2018
Contract end date	31/03/2021

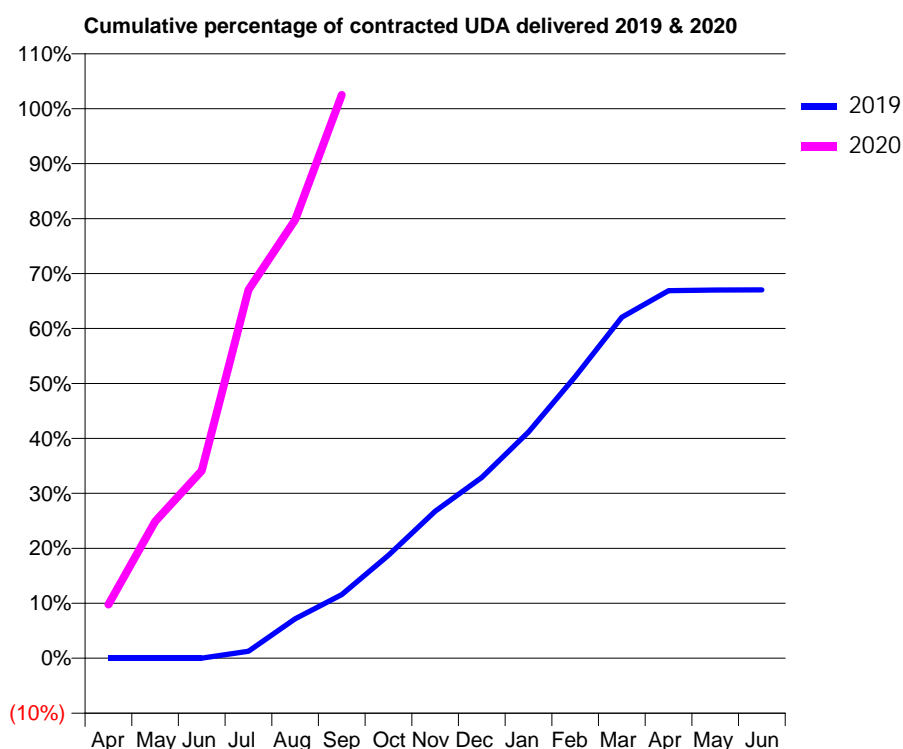
19/20 Contracted general activity (UDA)	3,156
Carry forward general activity (UDA)	0
19/20 Contracted orthodontic activity (UOA)	0
Carry forward orthodontic activity (UOA)	0
Baseline contract value	£89,314.80

### ACCESS\*

Patients seen in 24 months	Total	Change since previous quarter
Quarter ending September 2018	271	
Quarter ending December 2018	594	↑
Quarter ending March 2019	995	↑
Quarter ending June 2019	1,381	↑
Quarter ending September 2019	1,697	↑
<b>Variance since September 2018</b>	<b>526.2%</b>	<b>↑</b>



### ACTIVITY



Month	Adjusted Scheduled Activity (UDA)	
	2019	2020
April	0	309
May	0	785
June	0	1,076
July	55	2,116
August	310	2,518
September	500	3,235
October	809	
November	1,154	
December	1,418	
January	1,775	
February	2,209	
March	2,675	
April	2,884	
May	2,888	
June	2,889	

### QUALITY

	Quantity	Base Number	Contract	AT	Region	England
% of FP17s for the same patient ID Re-attending within 3 months - Children	29	427	6.8%	9.3%	12.1%	11.5%
% of FP17s for the same patient ID Re-attending within 3 months - Adults	108	1,122	9.6%	13.4%	15.6%	15.4%
% of FP17s for the same patient ID Re-attending between 3 & 9 months - Children	191	427	44.7%	62.4%	61.2%	59.7%
% of FP17s for the same patient ID Re-attending between 3 & 9 months - Adults	365	1,122	32.5%	55.9%	54.3%	51.7%
% of FP17s for Band 1 Urgent Courses	75	1,438	5.2%	7.9%	9.1%	9.2%
% of FP17s Relating to Free Repair or Replacements	14	1,438	1.0%	1.2%	0.9%	0.7%
% of FP17s Relating to Continuations	7	1,438	0.5%	1.0%	1.0%	0.8%
% of Patients satisfied with the dentistry they have received	1	1	N/A	95.6%	94.4%	93.5%
% of Patients satisfied with the time they had to wait for an appointment	1	1	N/A	87.9%	88.1%	87.4%

\* This is based on patients treated on this contract for their most recent course of treatment.

Figures in italics indicate the base number of FP17s or Patient Questionnaire responses are less than 100. N/A is shown where the base number of responses is less than 10 during the period. % is calculated as Quantity/Base number\*100



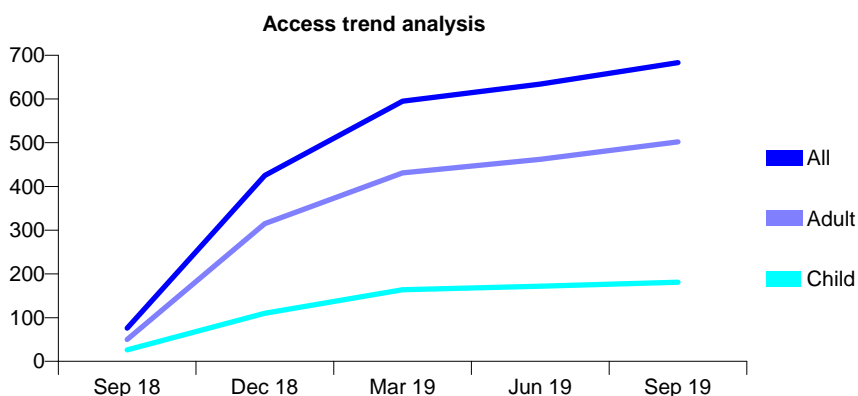
## Q51 - Vital Signs At a Glance Contract Report for 100740/0000 - September 2019

Name or company name	Bramley Dental Practice
Contract type name	GDS Contract
Purpose of contract	General
Contract start date	01/07/2018
Contract end date	31/03/2021

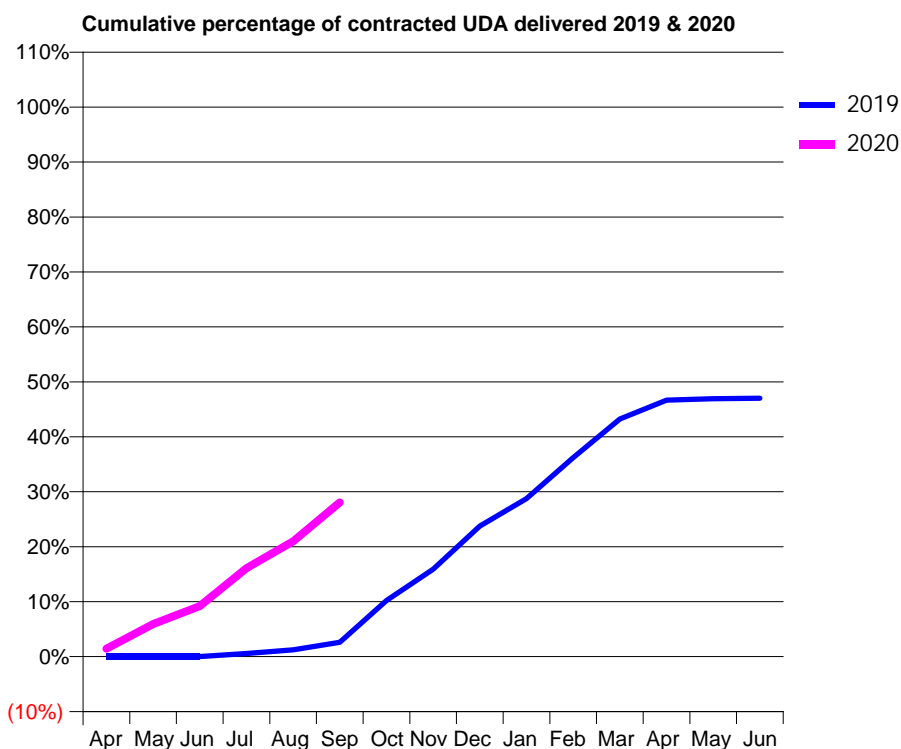
19/20 Contracted general activity (UDA)	3,534
Carry forward general activity (UDA)	0
19/20 Contracted orthodontic activity (UOA)	0
Carry forward orthodontic activity (UOA)	0
Baseline contract value	£100,032.00

### ACCESS\*

Patients seen in 24 months	Total	Change since previous quarter
Quarter ending September 2018	76	
Quarter ending December 2018	425	↑
Quarter ending March 2019	595	↑
Quarter ending June 2019	634	↑
Quarter ending September 2019	683	↑
<b>Variance since September 2018</b>	<b>798.7%</b>	<b>↑</b>



### ACTIVITY



Month	Adjusted Scheduled Activity (UDA)	
	2019	2020
April	0	51
May	0	209
June	0	325
July	20	569
August	44	742
September	92	992
October	361	
November	563	
December	839	
January	1,017	
February	1,280	
March	1,528	
April	1,650	
May	1,659	
June	1,662	

### QUALITY

	Quantity	Base Number	Contract	AT	Region	England
% of FP17s for the same patient ID Re-attending within 3 months - Children	4	122	3.3%	9.3%	12.1%	11.5%
% of FP17s for the same patient ID Re-attending within 3 months - Adults	29	377	7.7%	13.4%	15.6%	15.4%
% of FP17s for the same patient ID Re-attending between 3 & 9 months - Children	61	122	50.0%	62.4%	61.2%	59.7%
% of FP17s for the same patient ID Re-attending between 3 & 9 months - Adults	150	377	39.8%	55.9%	54.3%	51.7%
% of FP17s for Band 1 Urgent Courses	10	440	2.3%	7.9%	9.1%	9.2%
% of FP17s Relating to Free Repair or Replacements	3	440	0.7%	1.2%	0.9%	0.7%
% of FP17s Relating to Continuations	4	440	0.9%	1.0%	1.0%	0.8%
% of Patients satisfied with the dentistry they have received	1	1	N/A	95.6%	94.4%	93.5%
% of Patients satisfied with the time they had to wait for an appointment	1	1	N/A	87.9%	88.1%	87.4%

\* This is based on patients treated on this contract for their most recent course of treatment. Figures in italics indicate the base number of FP17s or Patient Questionnaire responses are less than 100. N/A is shown where the base number of responses is less than 10 during the period. % is calculated as Quantity/Base number\*100

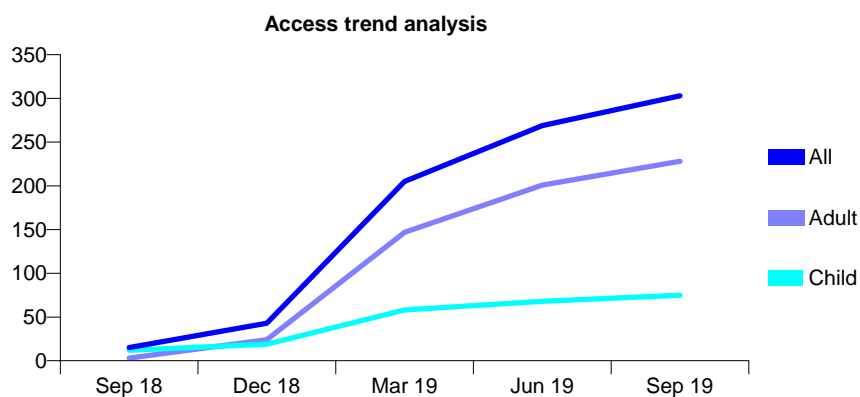
## Q51 - Vital Signs At a Glance Contract Report for 100741/0000 - September 2019

Name or company name	Swinton Dental Practice
Contract type name	GDS Contract
Purpose of contract	General
Contract start date	01/07/2018
Contract end date	31/03/2021

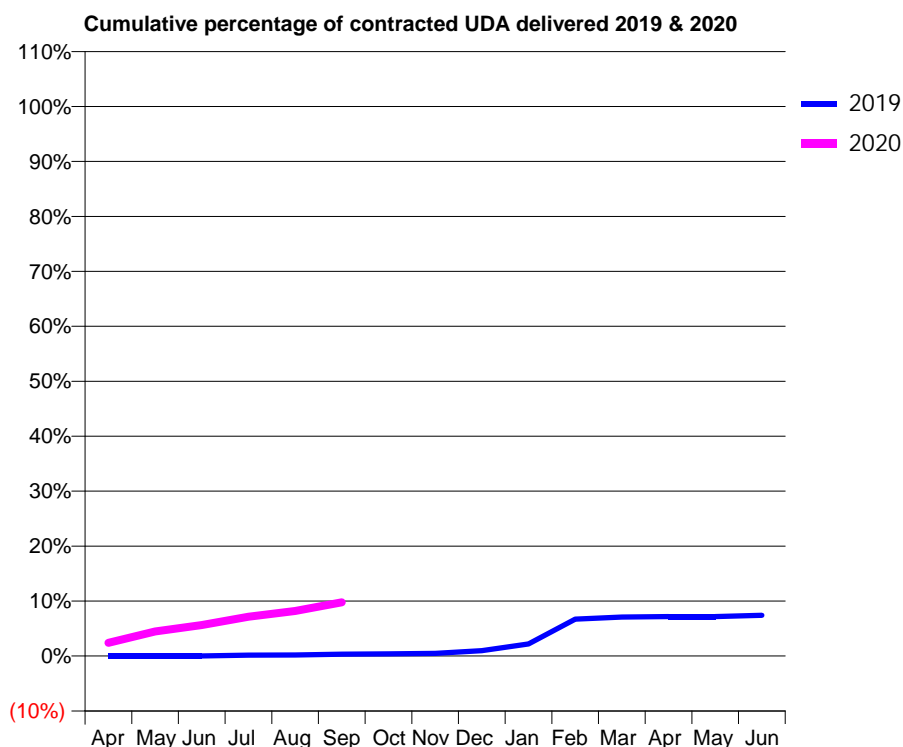
19/20 Contracted general activity (UDA)	4,410
Carry forward general activity (UDA)	0
19/20 Contracted orthodontic activity (UOA)	0
Carry forward orthodontic activity (UOA)	0
Baseline contract value	£124,803.00

### ACCESS\*

Patients seen in 24 months	Total	Change since previous quarter
Quarter ending September 2018	15	
Quarter ending December 2018	43	↑
Quarter ending March 2019	205	↑
Quarter ending June 2019	269	↑
Quarter ending September 2019	303	↑
<b>Variance since September 2018</b>	<b>1920.0%</b>	<b>↑</b>



### ACTIVITY



Month	Adjusted Scheduled Activity (UDA)	
	2019	2020
April	0	106
May	0	197
June	0	249
July	9	315
August	13	362
September	21	431
October	24	
November	29	
December	59	
January	132	
February	405	
March	428	
April	432	
May	432	
June	447	

### QUALITY

	Quantity	Base Number	Contract	AT	Region	England
% of FP17s for the same patient ID Re-attending within 3 months - Children	2	56	3.6%	9.3%	12.1%	11.5%
% of FP17s for the same patient ID Re-attending within 3 months - Adults	7	136	5.1%	13.4%	15.6%	15.4%
% of FP17s for the same patient ID Re-attending between 3 & 9 months - Children	19	56	33.9%	62.4%	61.2%	59.7%
% of FP17s for the same patient ID Re-attending between 3 & 9 months - Adults	19	136	14.0%	55.9%	54.3%	51.7%
% of FP17s for Band 1 Urgent Courses	13	188	6.9%	7.9%	9.1%	9.2%
% of FP17s Relating to Free Repair or Replacements	0	188	0.0%	1.2%	0.9%	0.7%
% of FP17s Relating to Continuations	0	188	0.0%	1.0%	1.0%	0.8%
% of Patients satisfied with the dentistry they have received	0	0	N/A	95.6%	94.4%	93.5%
% of Patients satisfied with the time they had to wait for an appointment	0	0	N/A	87.9%	88.1%	87.4%

\* This is based on patients treated on this contract for their most recent course of treatment. Figures in italics indicate the base number of FP17s or Patient Questionnaire responses are less than 100. N/A is shown where the base number of responses is less than 10 during the period. % is calculated as Quantity/Base number\*100

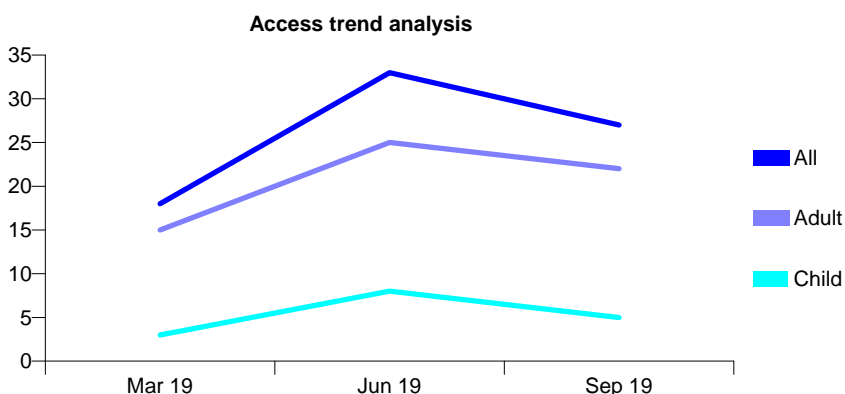
## Q51 - Vital Signs At a Glance Contract Report for 100742/0000 - September 2019

Name or company name	Norfolk Park Family Dental Centre
Contract type name	GDS Contract
Purpose of contract	General
Contract start date	01/07/2018
Contract end date	31/03/2021

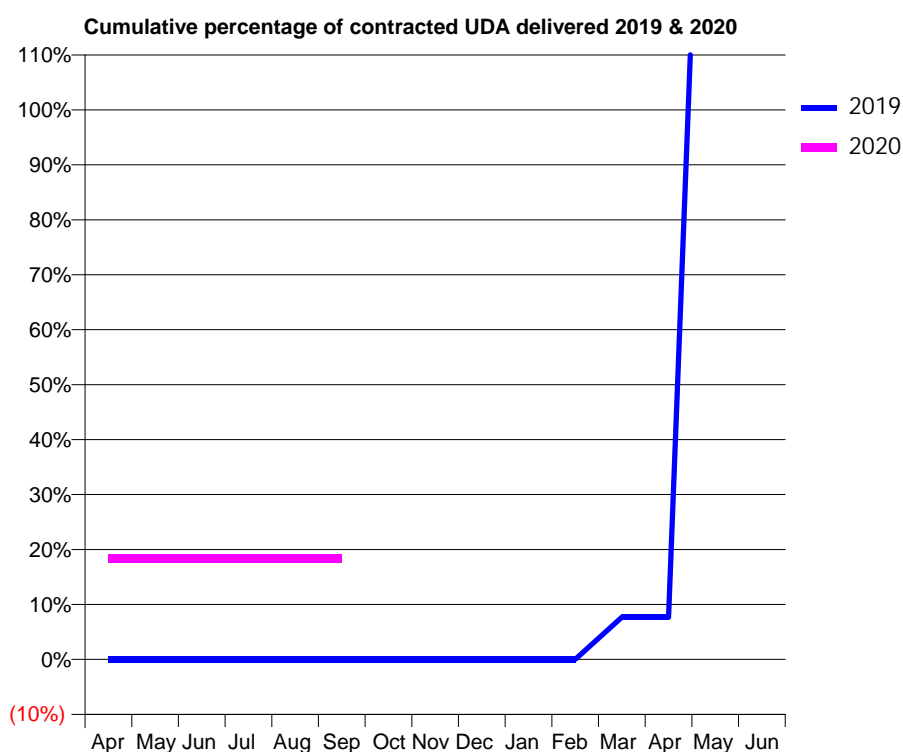
19/20 Contracted general activity (UDA)	65
Carry forward general activity (UDA)	0
19/20 Contracted orthodontic activity (UOA)	0
Carry forward orthodontic activity (UOA)	0
Baseline contract value	£1,821.00

### ACCESS\*

Patients seen in 24 months	Total	Change since previous quarter
Quarter ending September 2018	0	
Quarter ending December 2018	0	
Quarter ending March 2019	18	
Quarter ending June 2019	33	↑
Quarter ending September 2019	27	↓
<b>Variance since September 2018</b>	N/A	



### ACTIVITY



Month	Adjusted Scheduled Activity (UDA)	
	2019	2020
April	0	12
May	0	12
June	0	12
July	0	12
August	0	12
September	0	12
October	0	
November	0	
December	0	
January	0	
February	0	
March	5	
April	5	
May	148	
June	148	

### QUALITY

	Quantity	Base Number	Contract	AT	Region	England
% of FP17s for the same patient ID Re-attending within 3 months - Children	0	11	0.0%	9.3%	12.1%	11.5%
% of FP17s for the same patient ID Re-attending within 3 months - Adults	0	24	0.0%	13.4%	15.6%	15.4%
% of FP17s for the same patient ID Re-attending between 3 & 9 months - Children	0	11	0.0%	62.4%	61.2%	59.7%
% of FP17s for the same patient ID Re-attending between 3 & 9 months - Adults	0	24	0.0%	55.9%	54.3%	51.7%
% of FP17s for Band 1 Urgent Courses	0	1	0.0%	7.9%	9.1%	9.2%
% of FP17s Relating to Free Repair or Replacements	0	1	0.0%	1.2%	0.9%	0.7%
% of FP17s Relating to Continuations	0	1	0.0%	1.0%	1.0%	0.8%
% of Patients satisfied with the dentistry they have received	0	0	N/A	95.6%	94.4%	93.5%
% of Patients satisfied with the time they had to wait for an appointment	0	0	N/A	87.9%	88.1%	87.4%

\* This is based on patients treated on this contract for their most recent course of treatment. Figures in italics indicate the base number of FP17s or Patient Questionnaire responses are less than 100. N/A is shown where the base number of responses is less than 10 during the period. % is calculated as Quantity/Base number\*100

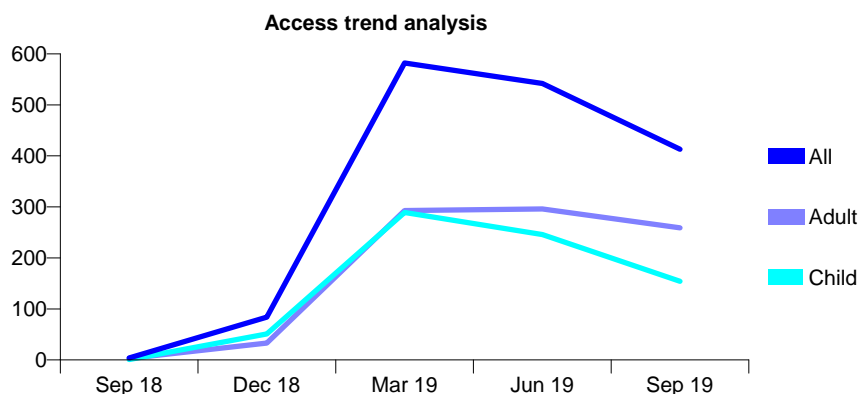
## Q51 - Vital Signs At a Glance Contract Report for 100743/0000 - September 2019

Name or company name	Al-Kufaishi and Hanji Partnership
Contract type name	GDS Contract
Purpose of contract	General
Contract start date	01/07/2018
Contract end date	31/03/2021

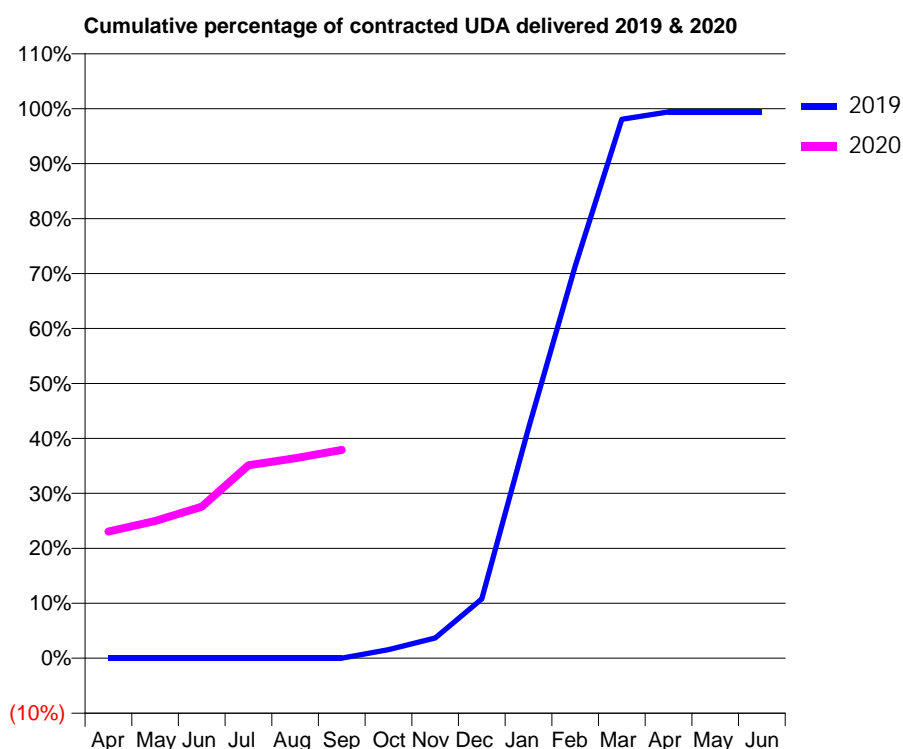
19/20 Contracted general activity (UDA)	781
Carry forward general activity (UDA)	0
19/20 Contracted orthodontic activity (UOA)	0
Carry forward orthodontic activity (UOA)	0
Baseline contract value	£22,102.30

### ACCESS\*

Patients seen in 24 months	Total	Change since previous quarter
Quarter ending September 2018	4	
Quarter ending December 2018	84	↑
Quarter ending March 2019	582	↑
Quarter ending June 2019	542	↓
Quarter ending September 2019	413	↓
<b>Variance since September 2018</b>	<b>10225.0%</b>	<b>↑</b>



### ACTIVITY



Month	2019	2020
April	0	180
May	0	195
June	0	215
July	0	274
August	0	284
September	0	296
October	16	
November	38	
December	112	
January	433	
February	738	
March	1,014	
April	1,028	
May	1,028	
June	1,028	

### QUALITY

	Quantity	Base Number	Contract	AT	Region	England
% of FP17s for the same patient ID Re-attending within 3 months - Children	1	35	2.9%	9.3%	12.1%	11.5%
% of FP17s for the same patient ID Re-attending within 3 months - Adults	4	75	5.3%	13.4%	15.6%	15.4%
% of FP17s for the same patient ID Re-attending between 3 & 9 months - Children	1	35	2.9%	62.4%	61.2%	59.7%
% of FP17s for the same patient ID Re-attending between 3 & 9 months - Adults	1	75	1.3%	55.9%	54.3%	51.7%
% of FP17s for Band 1 Urgent Courses	1	100	1.0%	7.9%	9.1%	9.2%
% of FP17s Relating to Free Repair or Replacements	0	100	0.0%	1.2%	0.9%	0.7%
% of FP17s Relating to Continuations	0	100	0.0%	1.0%	1.0%	0.8%
% of Patients satisfied with the dentistry they have received	0	0	N/A	95.6%	94.4%	93.5%
% of Patients satisfied with the time they had to wait for an appointment	0	0	N/A	87.9%	88.1%	87.4%

\* This is based on patients treated on this contract for their most recent course of treatment.

Figures in italics indicate the base number of FP17s or Patient Questionnaire responses are less than 100. N/A is shown where the base number of responses is less than 10 during the period. % is calculated as Quantity/Base number\*100

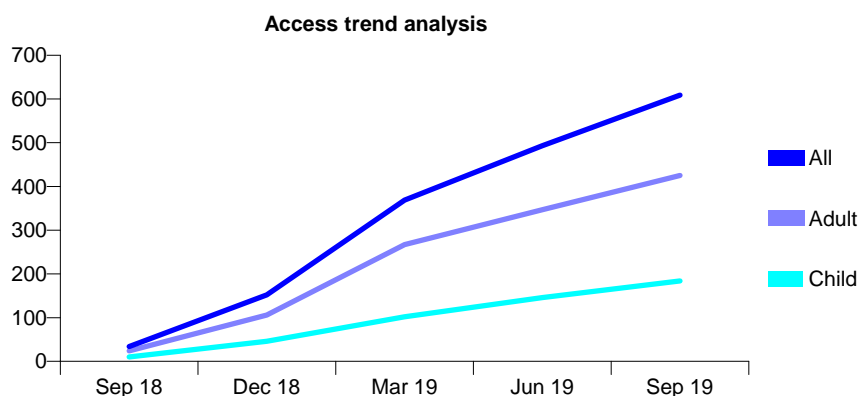
## Q51 - Vital Signs At a Glance Contract Report for 100745/0000 - September 2019

Name or company name	MR SI HODGSON
Contract type name	GDS Contract
Purpose of contract	General
Contract start date	01/07/2018
Contract end date	31/03/2021

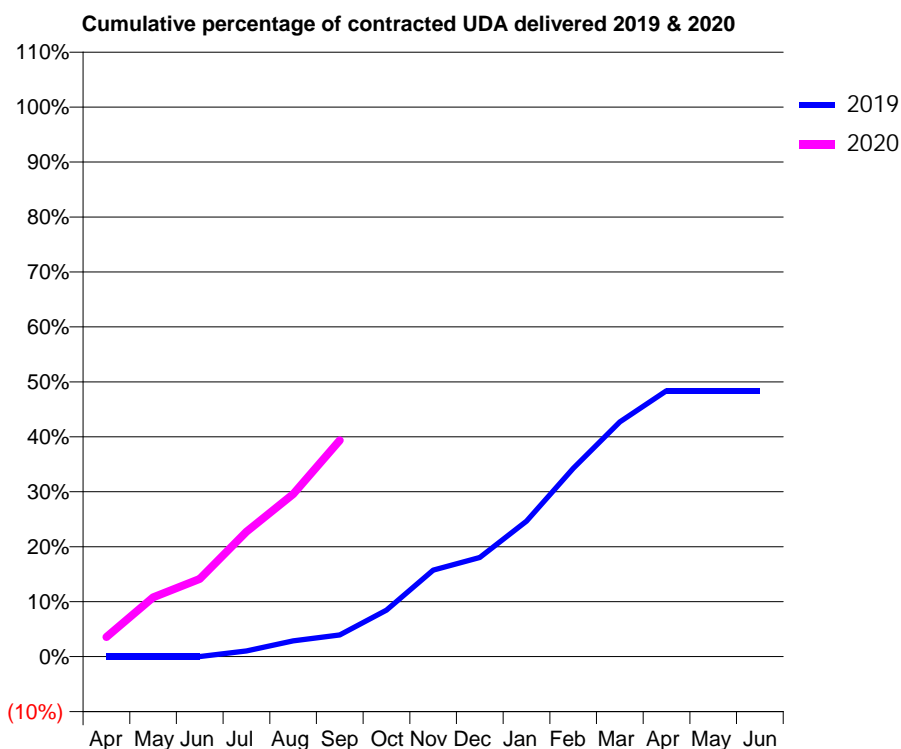
19/20 Contracted general activity (UDA)	2,684
Carry forward general activity (UDA)	0
19/20 Contracted orthodontic activity (UOA)	0
Carry forward orthodontic activity (UOA)	0
Baseline contract value	£75,957.20

### ACCESS\*

Patients seen in 24 months	Total	Change since previous quarter
Quarter ending September 2018	34	
Quarter ending December 2018	152	↑
Quarter ending March 2019	369	↑
Quarter ending June 2019	493	↑
Quarter ending September 2019	609	↑
<b>Variance since September 2018</b>	<b>1691.2%</b>	<b>↑</b>



### ACTIVITY



Month	Adjusted Scheduled Activity (UDA)	
	2019	2020
April	0	96
May	0	289
June	0	380
July	24	610
August	67	794
September	92	1,056
October	198	
November	368	
December	422	
January	576	
February	801	
March	998	
April	1,132	
May	1,132	
June	1,132	

### QUALITY

	Quantity	Base Number	Contract	AT	Region	England
% of FP17s for the same patient ID Re-attending within 3 months - Children	19	179	10.6%	9.3%	12.1%	11.5%
% of FP17s for the same patient ID Re-attending within 3 months - Adults	17	326	5.2%	13.4%	15.6%	15.4%
% of FP17s for the same patient ID Re-attending between 3 & 9 months - Children	43	179	24.0%	62.4%	61.2%	59.7%
% of FP17s for the same patient ID Re-attending between 3 & 9 months - Adults	89	326	27.3%	55.9%	54.3%	51.7%
% of FP17s for Band 1 Urgent Courses	11	434	2.5%	7.9%	9.1%	9.2%
% of FP17s Relating to Free Repair or Replacements	8	434	1.8%	1.2%	0.9%	0.7%
% of FP17s Relating to Continuations	2	434	0.5%	1.0%	1.0%	0.8%
% of Patients satisfied with the dentistry they have received	1	1	N/A	95.6%	94.4%	93.5%
% of Patients satisfied with the time they had to wait for an appointment	1	1	N/A	87.9%	88.1%	87.4%

\* This is based on patients treated on this contract for their most recent course of treatment. Figures in italics indicate the base number of FP17s or Patient Questionnaire responses are less than 100. N/A is shown where the base number of responses is less than 10 during the period. % is calculated as Quantity/Base number\*100

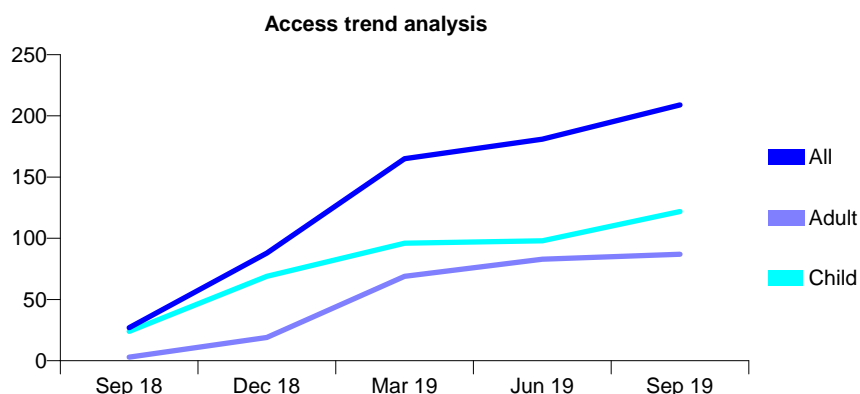
## Q51 - Vital Signs At a Glance Contract Report for 100746/0000 - September 2019

Name or company name	Lowedges Dental Care Limited
Contract type name	GDS Contract
Purpose of contract	General
Contract start date	01/07/2018
Contract end date	31/03/2021

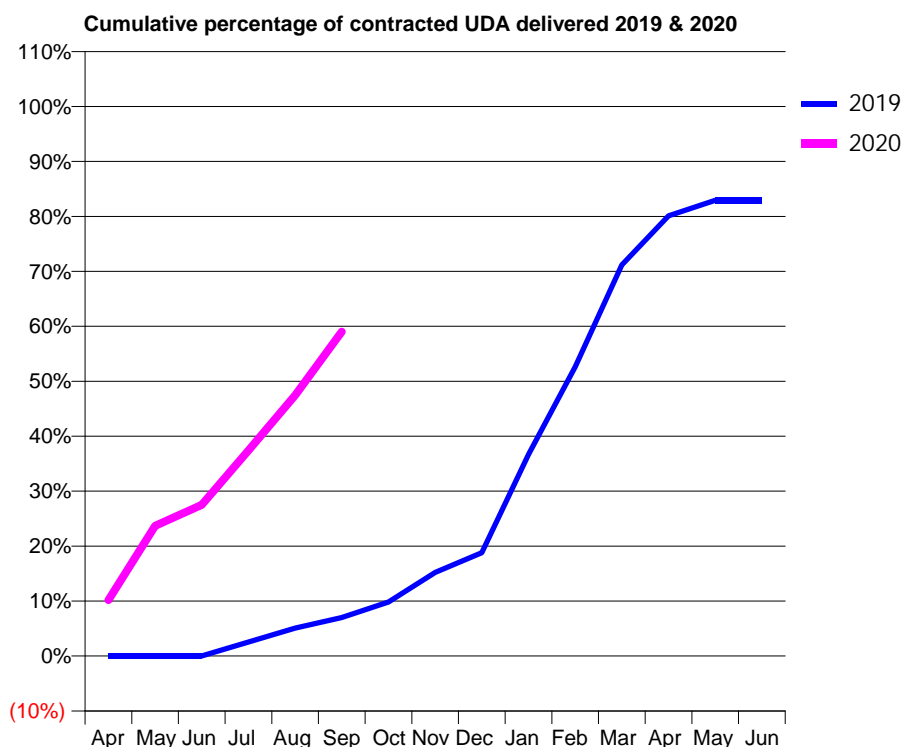
19/20 Contracted general activity (UDA)	477
Carry forward general activity (UDA)	0
19/20 Contracted orthodontic activity (UOA)	0
Carry forward orthodontic activity (UOA)	0
Baseline contract value	£13,499.10

### ACCESS\*

Patients seen in 24 months	Total	Change since previous quarter
Quarter ending September 2018	27	
Quarter ending December 2018	88	↑
Quarter ending March 2019	165	↑
Quarter ending June 2019	181	↑
Quarter ending September 2019	209	↑
<b>Variance since September 2018</b>	<b>674.1%</b>	<b>↑</b>



### ACTIVITY



Month	Adjusted Scheduled Activity (UDA)	
	2019	2020
April	0	49
May	0	113
June	0	131
July	16	178
August	32	226
September	44	281
October	62	
November	96	
December	119	
January	232	
February	333	
March	450	
April	506	
May	524	
June	524	

### QUALITY

	Quantity	Base Number	Contract	AT	Region	England
% of FP17s for the same patient ID Re-attending within 3 months - Children	6	83	7.2%	9.3%	12.1%	11.5%
% of FP17s for the same patient ID Re-attending within 3 months - Adults	4	53	7.5%	13.4%	15.6%	15.4%
% of FP17s for the same patient ID Re-attending between 3 & 9 months - Children	25	83	30.1%	62.4%	61.2%	59.7%
% of FP17s for the same patient ID Re-attending between 3 & 9 months - Adults	19	53	35.8%	55.9%	54.3%	51.7%
% of FP17s for Band 1 Urgent Courses	7	116	6.0%	7.9%	9.1%	9.2%
% of FP17s Relating to Free Repair or Replacements	0	116	0.0%	1.2%	0.9%	0.7%
% of FP17s Relating to Continuations	1	116	0.9%	1.0%	1.0%	0.8%
% of Patients satisfied with the dentistry they have received	0	0	N/A	95.6%	94.4%	93.5%
% of Patients satisfied with the time they had to wait for an appointment	0	0	N/A	87.9%	88.1%	87.4%

\* This is based on patients treated on this contract for their most recent course of treatment. Figures in italics indicate the base number of FP17s or Patient Questionnaire responses are less than 100. N/A is shown where the base number of responses is less than 10 during the period. % is calculated as Quantity/Base number\*100

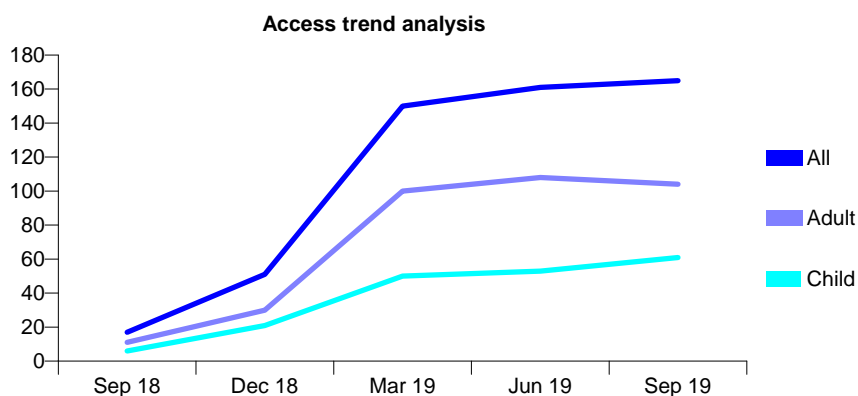
## Q51 - Vital Signs At a Glance Contract Report for 100747/0000 - September 2019

Name or company name	Aditya Singh
Contract type name	GDS Contract
Purpose of contract	General
Contract start date	01/07/2018
Contract end date	31/03/2021

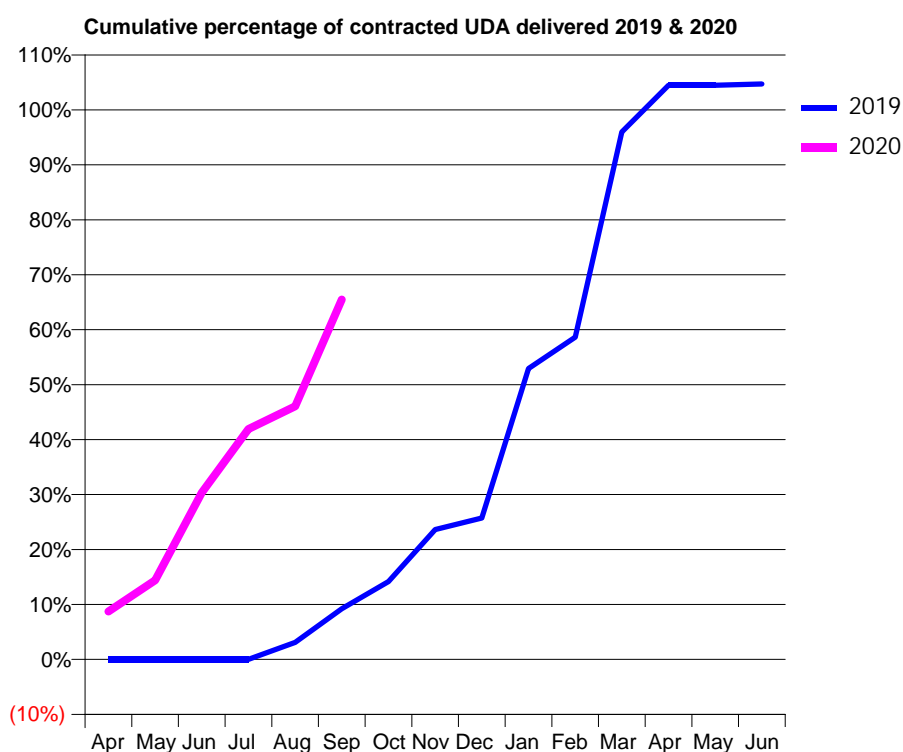
19/20 Contracted general activity (UDA)	321
Carry forward general activity (UDA)	0
19/20 Contracted orthodontic activity (UOA)	0
Carry forward orthodontic activity (UOA)	0
Baseline contract value	£9,236.92

### ACCESS\*

Patients seen in 24 months	Total	Change since previous quarter
Quarter ending September 2018	17	
Quarter ending December 2018	51	↑
Quarter ending March 2019	150	↑
Quarter ending June 2019	161	↑
Quarter ending September 2019	165	↑
<b>Variance since September 2018</b>	<b>870.6%</b>	<b>↑</b>



### ACTIVITY



Month	Adjusted Scheduled Activity (UDA)	
	2019	2020
April	0	28
May	0	46
June	0	97
July	0	135
August	13	148
September	39	210
October	60	
November	100	
December	109	
January	225	
February	249	
March	408	
April	444	
May	444	
June	445	

### QUALITY

	Quantity	Base Number	Contract	AT	Region	England
% of FP17s for the same patient ID Re-attending within 3 months - Children	0	39	0.0%	9.3%	12.1%	11.5%
% of FP17s for the same patient ID Re-attending within 3 months - Adults	4	52	7.7%	13.4%	15.6%	15.4%
% of FP17s for the same patient ID Re-attending between 3 & 9 months - Children	15	39	38.5%	62.4%	61.2%	59.7%
% of FP17s for the same patient ID Re-attending between 3 & 9 months - Adults	10	52	19.2%	55.9%	54.3%	51.7%
% of FP17s for Band 1 Urgent Courses	6	79	7.6%	7.9%	9.1%	9.2%
% of FP17s Relating to Free Repair or Replacements	1	79	1.3%	1.2%	0.9%	0.7%
% of FP17s Relating to Continuations	2	79	2.5%	1.0%	1.0%	0.8%
% of Patients satisfied with the dentistry they have received	0	0	N/A	95.6%	94.4%	93.5%
% of Patients satisfied with the time they had to wait for an appointment	0	0	N/A	87.9%	88.1%	87.4%

\* This is based on patients treated on this contract for their most recent course of treatment. Figures in italics indicate the base number of FP17s or Patient Questionnaire responses are less than 100. N/A is shown where the base number of responses is less than 10 during the period. % is calculated as Quantity/Base number\*100

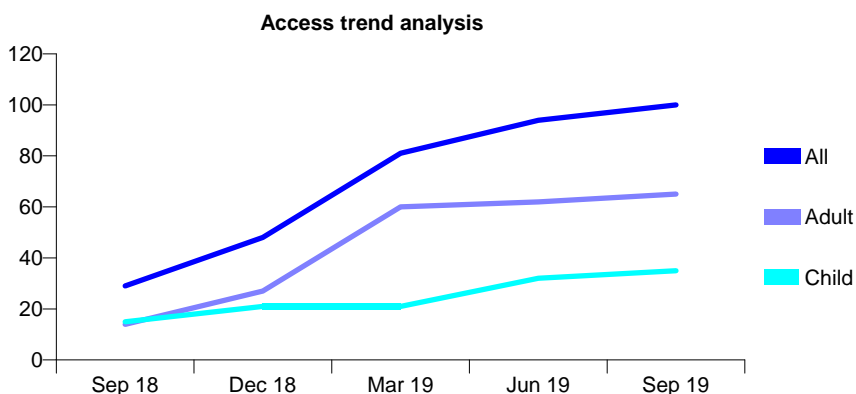
## Q51 - Vital Signs At a Glance Contract Report for 100748/0000 - September 2019

Name or company name	Mr D Leung
Contract type name	GDS Contract
Purpose of contract	General
Contract start date	01/07/2018
Contract end date	31/03/2021

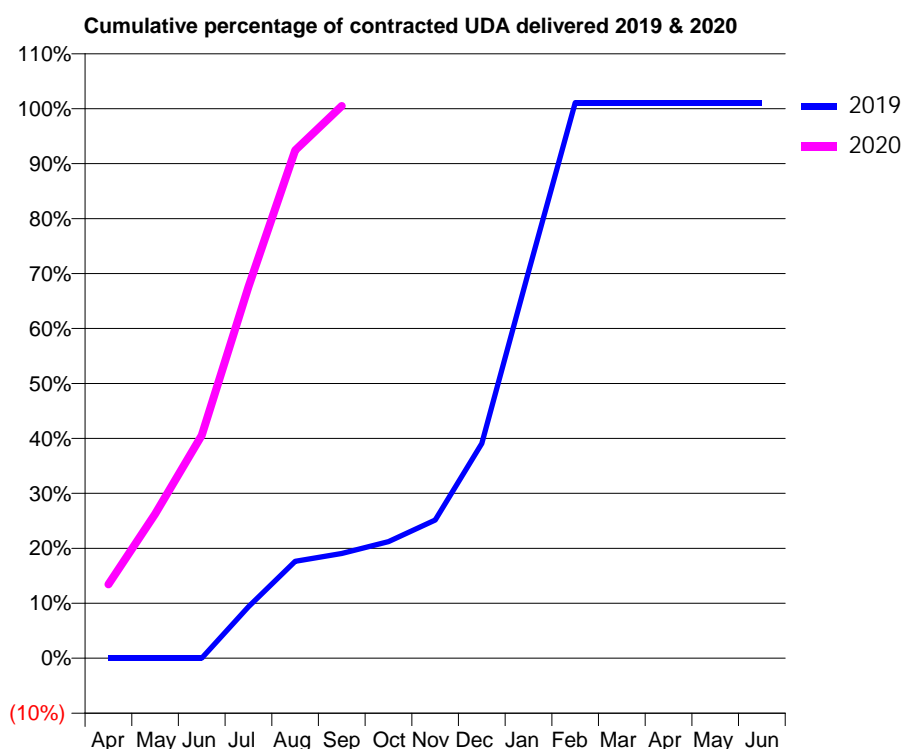
19/20 Contracted general activity (UDA)	211
Carry forward general activity (UDA)	0
19/20 Contracted orthodontic activity (UOA)	0
Carry forward orthodontic activity (UOA)	0
Baseline contract value	£5,971.30

### ACCESS\*

Patients seen in 24 months	Total	Change since previous quarter
Quarter ending September 2018	29	
Quarter ending December 2018	48	↑
Quarter ending March 2019	81	↑
Quarter ending June 2019	94	↑
Quarter ending September 2019	100	↑
<b>Variance since September 2018</b>	<b>244.8%</b>	<b>↑</b>



### ACTIVITY



Month	Adjusted Scheduled Activity (UDA)	
	2019	2020
April	0	28
May	0	55
June	0	86
July	26	143
August	49	195
September	53	212
October	59	
November	70	
December	109	
January	196	
February	282	
March	282	
April	282	
May	282	
June	282	

### QUALITY

	Quantity	Base Number	Contract	AT	Region	England
% of FP17s for the same patient ID Re-attending within 3 months - Children	2	45	4.4%	9.3%	12.1%	11.5%
% of FP17s for the same patient ID Re-attending within 3 months - Adults	2	47	4.3%	13.4%	15.6%	15.4%
% of FP17s for the same patient ID Re-attending between 3 & 9 months - Children	20	45	44.4%	62.4%	61.2%	59.7%
% of FP17s for the same patient ID Re-attending between 3 & 9 months - Adults	26	47	55.3%	55.9%	54.3%	51.7%
% of FP17s for Band 1 Urgent Courses	5	92	5.4%	7.9%	9.1%	9.2%
% of FP17s Relating to Free Repair or Replacements	2	92	2.2%	1.2%	0.9%	0.7%
% of FP17s Relating to Continuations	1	92	1.1%	1.0%	1.0%	0.8%
% of Patients satisfied with the dentistry they have received	0	0	N/A	95.6%	94.4%	93.5%
% of Patients satisfied with the time they had to wait for an appointment	0	0	N/A	87.9%	88.1%	87.4%

\* This is based on patients treated on this contract for their most recent course of treatment.

Figures in italics indicate the base number of FP17s or Patient Questionnaire responses are less than 100. N/A is shown where the base number of responses is less than 10 during the period. % is calculated as Quantity/Base number\*100



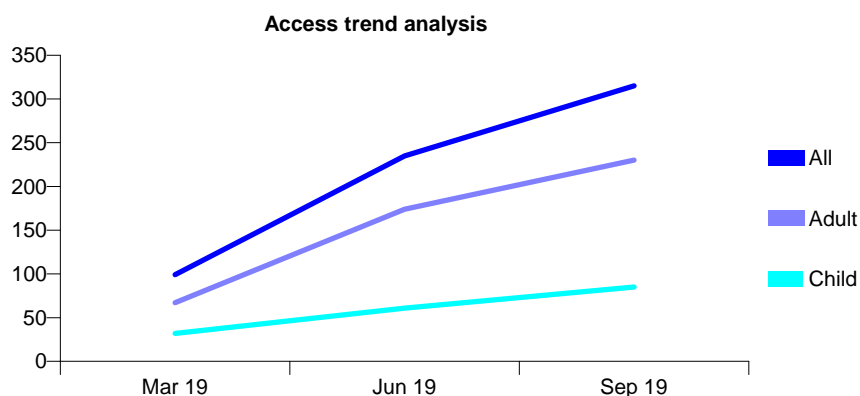
## Q51 - Vital Signs At a Glance Contract Report for 100750/0000 - September 2019

Name or company name	Hurlfield Limited
Contract type name	GDS Contract
Purpose of contract	General
Contract start date	01/09/2018
Contract end date	31/03/2021

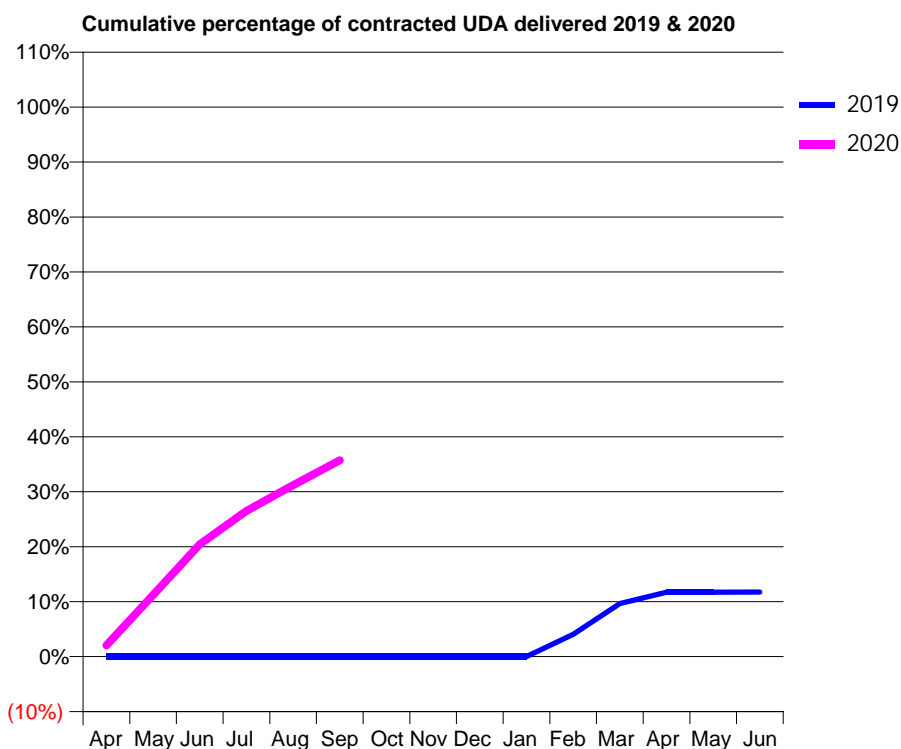
19/20 Contracted general activity (UDA)	1,747
Carry forward general activity (UDA)	0
19/20 Contracted orthodontic activity (UOA)	0
Carry forward orthodontic activity (UOA)	0
Baseline contract value	£49,440.10

### ACCESS\*

Patients seen in 24 months	Total	Change since previous quarter
Quarter ending September 2018	0	
Quarter ending December 2018	0	
Quarter ending March 2019	99	
Quarter ending June 2019	235	↑
Quarter ending September 2019	315	↑
<b>Variance since September 2018</b>	N/A	



### ACTIVITY



Month	Adjusted Scheduled Activity (UDA)	
	2019	2020
April	0	36
May	0	196
June	0	357
July	0	463
August	0	545
September	0	624
October	0	
November	0	
December	0	
January	0	
February	94	
March	223	
April	271	
May	271	
June	272	

### QUALITY

	Quantity	Base Number	Contract	AT	Region	England
% of FP17s for the same patient ID Re-attending within 3 months - Children	0	64	0.0%	9.3%	12.1%	11.5%
% of FP17s for the same patient ID Re-attending within 3 months - Adults	2	195	1.0%	13.4%	15.6%	15.4%
% of FP17s for the same patient ID Re-attending between 3 & 9 months - Children	0	64	0.0%	62.4%	61.2%	59.7%
% of FP17s for the same patient ID Re-attending between 3 & 9 months - Adults	0	195	0.0%	55.9%	54.3%	51.7%
% of FP17s for Band 1 Urgent Courses	1	244	0.4%	7.9%	9.1%	9.2%
% of FP17s Relating to Free Repair or Replacements	0	244	0.0%	1.2%	0.9%	0.7%
% of FP17s Relating to Continuations	2	244	0.8%	1.0%	1.0%	0.8%
% of Patients satisfied with the dentistry they have received	0	0	N/A	95.6%	94.4%	93.5%
% of Patients satisfied with the time they had to wait for an appointment	0	0	N/A	87.9%	88.1%	87.4%

\* This is based on patients treated on this contract for their most recent course of treatment. Figures in italics indicate the base number of FP17s or Patient Questionnaire responses are less than 100. N/A is shown where the base number of responses is less than 10 during the period. % is calculated as Quantity/Base number\*100

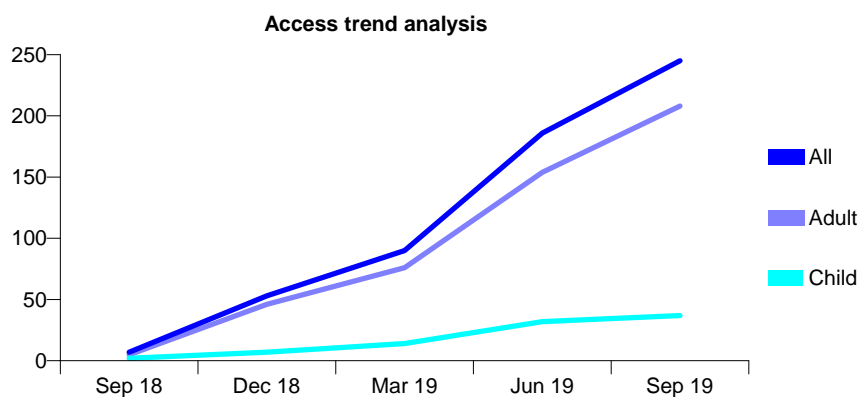
## Q51 - Vital Signs At a Glance Contract Report for 100752/0000 - September 2019

Name or company name	Ridgeway Dental Practice
Contract type name	GDS Contract
Purpose of contract	General
Contract start date	01/07/2018
Contract end date	31/03/2021

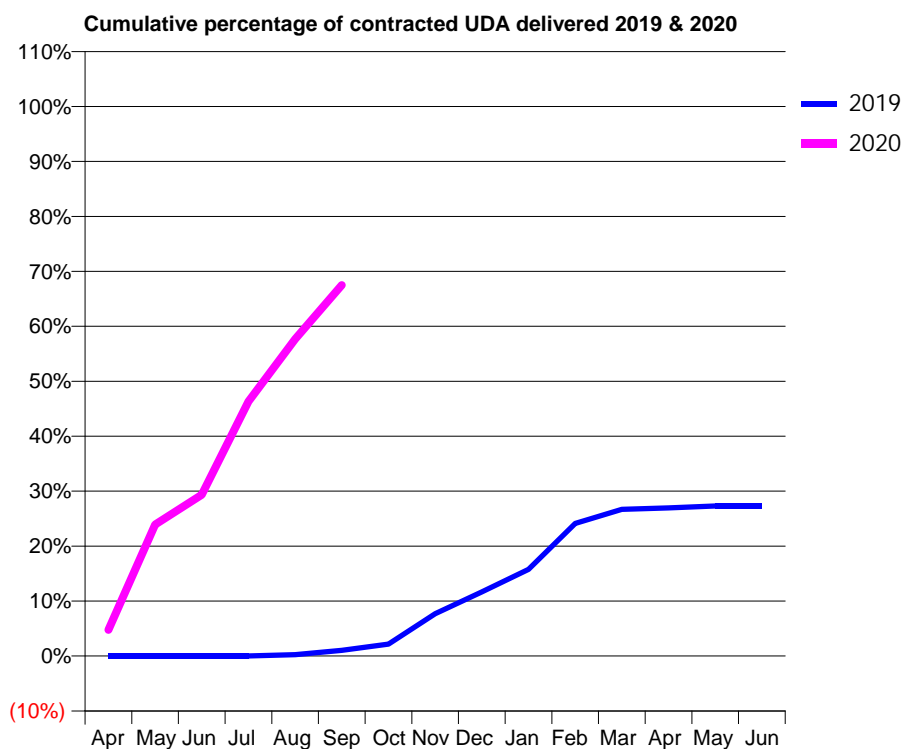
19/20 Contracted general activity (UDA)	590
Carry forward general activity (UDA)	0
19/20 Contracted orthodontic activity (UOA)	0
Carry forward orthodontic activity (UOA)	0
Baseline contract value	£16,697.00

### ACCESS\*

Patients seen in 24 months	Total	Change since previous quarter
Quarter ending September 2018	7	
Quarter ending December 2018	53	↑
Quarter ending March 2019	90	↑
Quarter ending June 2019	186	↑
Quarter ending September 2019	245	↑
<b>Variance since September 2018</b>	<b>3400.0%</b>	<b>↑</b>



### ACTIVITY



Month	Adjusted Scheduled Activity (UDA)	
	2019	2020
April	0	28
May	0	141
June	0	173
July	0	273
August	2	340
September	8	398
October	17	
November	60	
December	91	
January	124	
February	189	
March	209	
April	211	
May	214	
June	214	

### QUALITY

	Quantity	Base Number	Contract	AT	Region	England
% of FP17s for the same patient ID Re-attending within 3 months - Children	2	39	5.1%	9.3%	12.1%	11.5%
% of FP17s for the same patient ID Re-attending within 3 months - Adults	6	184	3.3%	13.4%	15.6%	15.4%
% of FP17s for the same patient ID Re-attending between 3 & 9 months - Children	5	39	12.8%	62.4%	61.2%	59.7%
% of FP17s for the same patient ID Re-attending between 3 & 9 months - Adults	32	184	17.4%	55.9%	54.3%	51.7%
% of FP17s for Band 1 Urgent Courses	1	220	0.5%	7.9%	9.1%	9.2%
% of FP17s Relating to Free Repair or Replacements	2	220	0.9%	1.2%	0.9%	0.7%
% of FP17s Relating to Continuations	1	220	0.5%	1.0%	1.0%	0.8%
% of Patients satisfied with the dentistry they have received	0	0	N/A	95.6%	94.4%	93.5%
% of Patients satisfied with the time they had to wait for an appointment	0	0	N/A	87.9%	88.1%	87.4%

\* This is based on patients treated on this contract for their most recent course of treatment. Figures in italics indicate the base number of FP17s or Patient Questionnaire responses are less than 100. N/A is shown where the base number of responses is less than 10 during the period. % is calculated as Quantity/Base number\*100

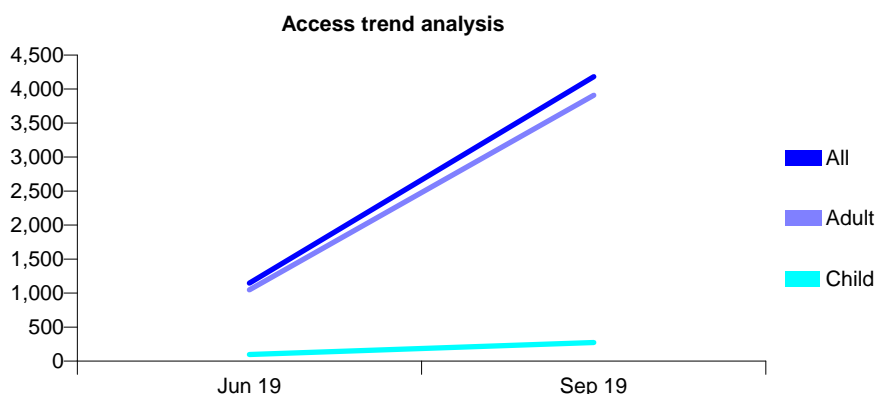
## Q51 - Vital Signs At a Glance Contract Report for 100985/0000 - September 2019

Name or company name	Taptonville House Limited
Contract type name	PDS Contract
Purpose of contract	General
Contract start date	01/04/2019
Contract end date	31/03/2024

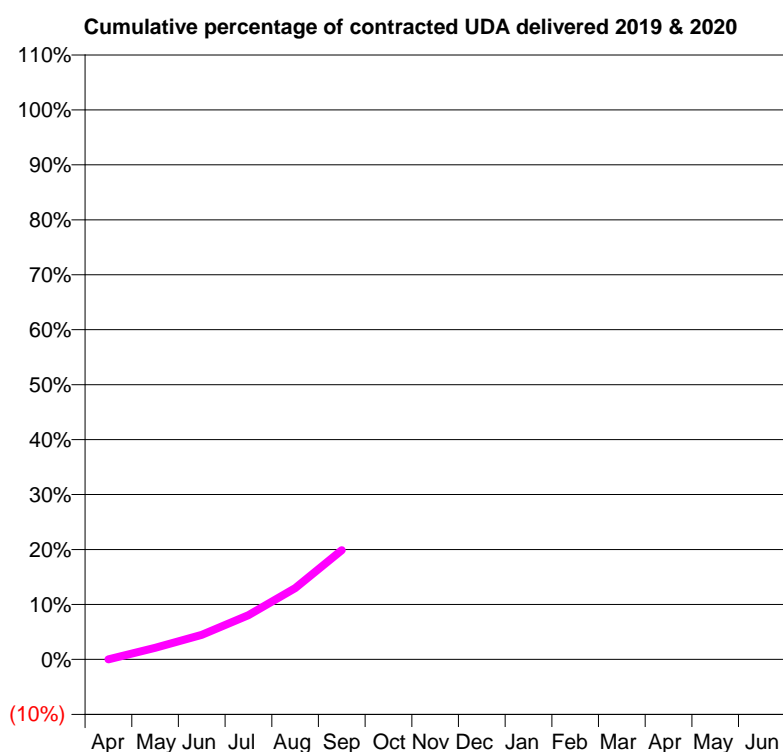
19/20 Contracted general activity (UDA)	34,404
Carry forward general activity (UDA)	0
19/20 Contracted orthodontic activity (UOA)	0
Carry forward orthodontic activity (UOA)	0
Baseline contract value	£1,363,086.40

### ACCESS\*

Patients seen in 24 months	Total	Change since previous quarter
Quarter ending September 2018	0	
Quarter ending December 2018	0	
Quarter ending March 2019	0	
Quarter ending June 2019	1,146	↑
Quarter ending September 2019	4,182	↑
<b>Variance since September 2018</b>	N/A	



### ACTIVITY



Adjusted Scheduled Activity (UDA)		
Month	2019	2020
April	0	0
May	0	730
June	0	1,540
July	0	2,779
August	0	4,462
September	0	6,844
October	0	
November	0	
December	0	
January	0	
February	0	
March	0	
April	0	
May	0	
June	0	

### QUALITY

	Quantity	Base Number	Contract	AT	Region	England
% of FP17s for the same patient ID Re-attending within 3 months - Children	18	500	3.6%	9.3%	12.1%	11.5%
% of FP17s for the same patient ID Re-attending within 3 months - Adults	234	5,572	4.2%	13.4%	15.6%	15.4%
% of FP17s for the same patient ID Re-attending between 3 & 9 months - Children	1	500	0.2%	62.4%	61.2%	59.7%
% of FP17s for the same patient ID Re-attending between 3 & 9 months - Adults	24	5,572	0.4%	55.9%	54.3%	51.7%
% of FP17s for Band 1 Urgent Courses	6,033	6,072	99.4%	7.9%	9.1%	9.2%
% of FP17s Relating to Free Repair or Replacements	0	6,072	0.0%	1.2%	0.9%	0.7%
% of FP17s Relating to Continuations	0	6,072	0.0%	1.0%	1.0%	0.8%
% of Patients satisfied with the dentistry they have received	0	0	N/A	95.6%	94.4%	93.5%
% of Patients satisfied with the time they had to wait for an appointment	0	0	N/A	87.9%	88.1%	87.4%

\* This is based on patients treated on this contract for their most recent course of treatment. Figures in italics indicate the base number of FP17s or Patient Questionnaire responses are less than 100. N/A is shown where the base number of responses is less than 10 during the period. % is calculated as Quantity/Base number\*100

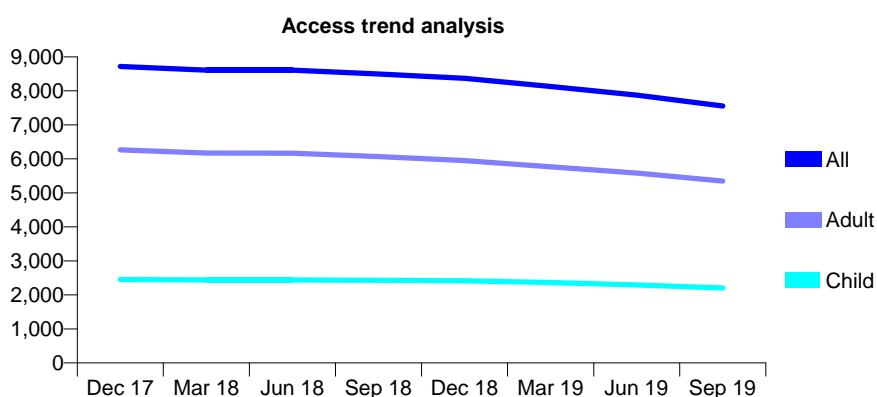
## Q51 - Vital Signs At a Glance Contract Report for 101281/0026 - September 2019

Name or company name	OASIS DENTAL CARE LTD
Contract type name	GDS Contract
Purpose of contract	General
Contract start date	01/04/2006
Contract end date	

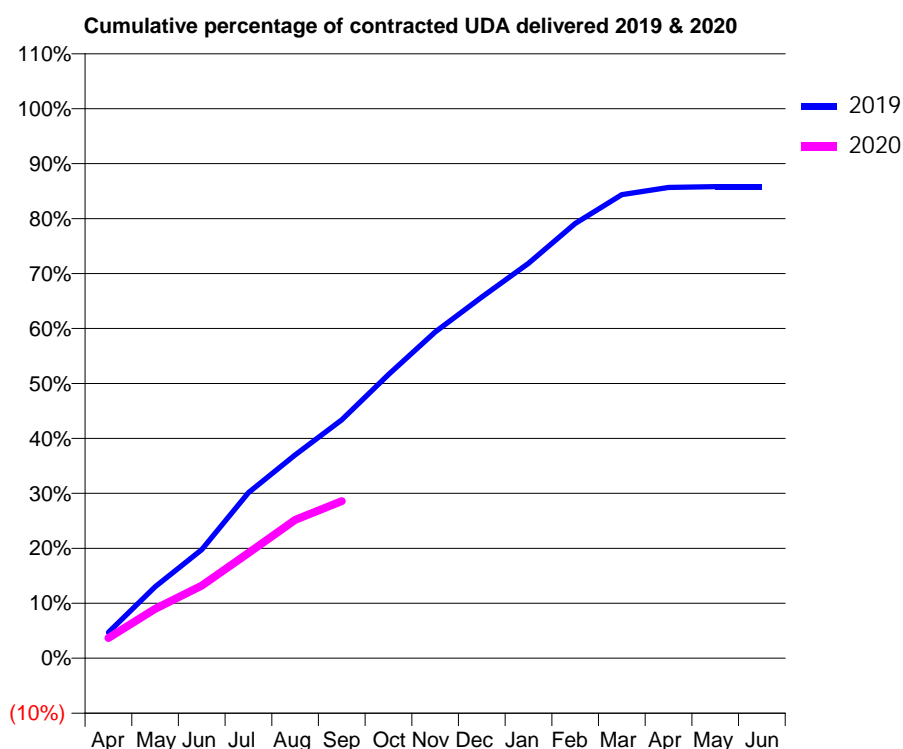
19/20 Contracted general activity (UDA)	25,823
Carry forward general activity (UDA)	0
19/20 Contracted orthodontic activity (UOA)	0
Carry forward orthodontic activity (UOA)	0
Baseline contract value	£631,483.45

### ACCESS\*

Patients seen in 24 months	Total	Change since previous quarter
Quarter ending September 2018	8,498	
Quarter ending December 2018	8,369	↓
Quarter ending March 2019	8,133	↓
Quarter ending June 2019	7,877	↓
Quarter ending September 2019	7,553	↓
<b>Variance since September 2018</b>	<b>(11.1%)</b>	<b>↓</b>



### ACTIVITY



Month	2019	2020
April	1,219	955
May	3,358	2,321
June	5,104	3,415
July	7,777	4,948
August	9,551	6,504
September	11,201	7,383
October	13,331	
November	15,332	
December	16,968	
January	18,559	
February	20,424	
March	21,788	
April	22,126	
May	22,164	
June	22,164	

### QUALITY

	Quantity	Base Number	Contract	AT	Region	England
% of FP17s for the same patient ID Re-attending within 3 months - Children	80	1,254	6.4%	9.3%	12.1%	11.5%
% of FP17s for the same patient ID Re-attending within 3 months - Adults	286	2,932	9.8%	13.4%	15.6%	15.4%
% of FP17s for the same patient ID Re-attending between 3 & 9 months - Children	816	1,254	65.1%	62.4%	61.2%	59.7%
% of FP17s for the same patient ID Re-attending between 3 & 9 months - Adults	1,974	2,932	67.3%	55.9%	54.3%	51.7%
% of FP17s for Band 1 Urgent Courses	265	3,968	6.7%	7.9%	9.1%	9.2%
% of FP17s Relating to Free Repair or Replacements	54	3,968	1.4%	1.2%	0.9%	0.7%
% of FP17s Relating to Continuations	32	3,968	0.8%	1.0%	1.0%	0.8%
% of Patients satisfied with the dentistry they have received	1	2	N/A	95.6%	94.4%	93.5%
% of Patients satisfied with the time they had to wait for an appointment	2	2	N/A	87.9%	88.1%	87.4%

\* This is based on patients treated on this contract for their most recent course of treatment. Figures in italics indicate the base number of FP17s or Patient Questionnaire responses are less than 100. N/A is shown where the base number of responses is less than 10 during the period. % is calculated as Quantity/Base number\*100

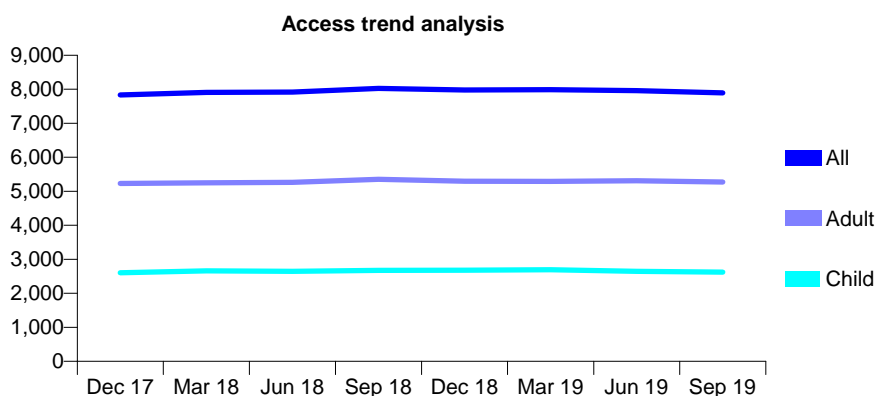
## Q51 - Vital Signs At a Glance Contract Report for 101281/0179 - September 2019

Name or company name	OASIS DENTAL CARE LTD
Contract type name	GDS Contract
Purpose of contract	General
Contract start date	01/06/2008
Contract end date	

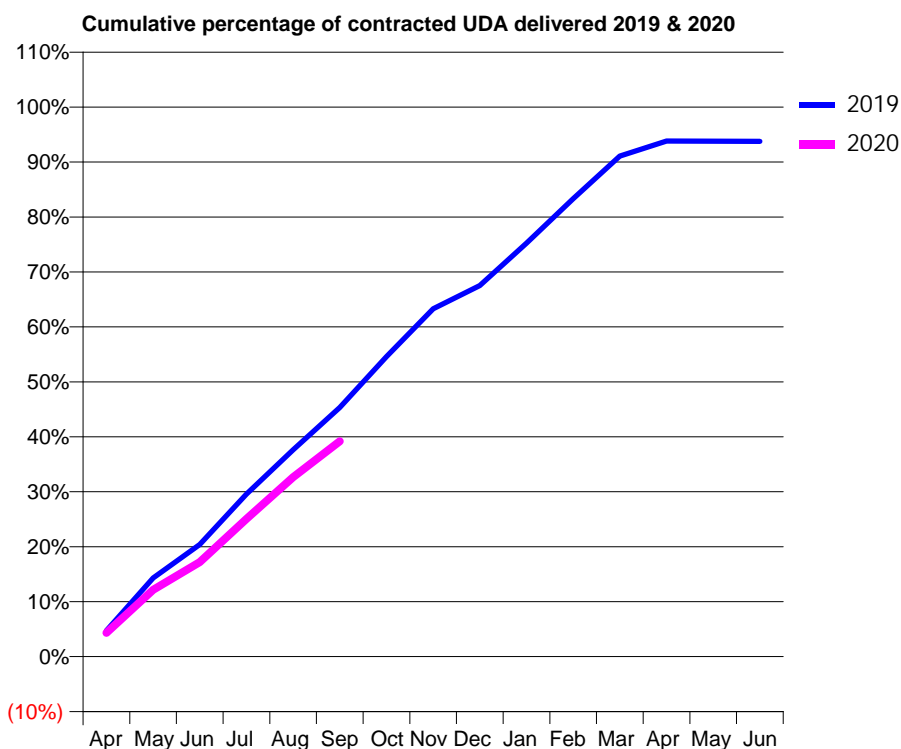
19/20 Contracted general activity (UDA)	25,086
Carry forward general activity (UDA)	0
19/20 Contracted orthodontic activity (UOA)	0
Carry forward orthodontic activity (UOA)	0
Baseline contract value	£751,303.38

### ACCESS\*

Patients seen in 24 months	Total	Change since previous quarter
Quarter ending September 2018	8,025	
Quarter ending December 2018	7,979	→
Quarter ending March 2019	7,985	→
Quarter ending June 2019	7,958	→
Quarter ending September 2019	7,898	→
<b>Variance since September 2018</b>	<b>(1.6%)</b>	<b>↓</b>



### ACTIVITY



Month	Adjusted Scheduled Activity (UDA)	
	2019	2020
April	1,192	1,087
May	3,596	3,050
June	5,118	4,313
July	7,417	6,283
August	9,447	8,192
September	11,366	9,831
October	13,694	
November	15,882	
December	16,940	
January	18,877	
February	20,903	
March	22,851	
April	23,533	
May	23,523	
June	23,519	

### QUALITY

	Quantity	Base Number	Contract	AT	Region	England
% of FP17s for the same patient ID Re-attending within 3 months - Children	90	1,771	5.1%	9.3%	12.1%	11.5%
% of FP17s for the same patient ID Re-attending within 3 months - Adults	242	3,117	7.8%	13.4%	15.6%	15.4%
% of FP17s for the same patient ID Re-attending between 3 & 9 months - Children	1,092	1,771	61.7%	62.4%	61.2%	59.7%
% of FP17s for the same patient ID Re-attending between 3 & 9 months - Adults	1,890	3,117	60.6%	55.9%	54.3%	51.7%
% of FP17s for Band 1 Urgent Courses	144	4,629	3.1%	7.9%	9.1%	9.2%
% of FP17s Relating to Free Repair or Replacements	29	4,629	0.6%	1.2%	0.9%	0.7%
% of FP17s Relating to Continuations	37	4,629	0.8%	1.0%	1.0%	0.8%
% of Patients satisfied with the dentistry they have received	0	0	N/A	95.6%	94.4%	93.5%
% of Patients satisfied with the time they had to wait for an appointment	0	0	N/A	87.9%	88.1%	87.4%

\* This is based on patients treated on this contract for their most recent course of treatment. Figures in italics indicate the base number of FP17s or Patient Questionnaire responses are less than 100. N/A is shown where the base number of responses is less than 10 during the period. % is calculated as Quantity/Base number\*100

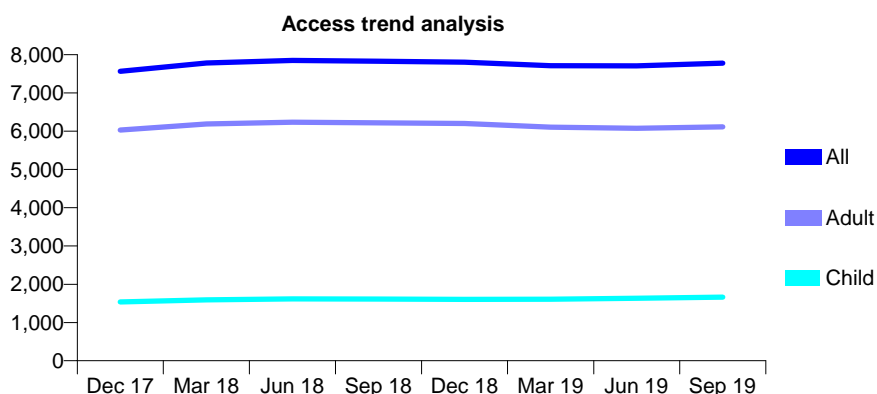
## Q51 - Vital Signs At a Glance Contract Report for 101338/0069 - September 2019

Name or company name	Whitecross Dental Care Limited
Contract type name	GDS Contract
Purpose of contract	General and Orthodontic
Contract start date	01/11/2008
Contract end date	

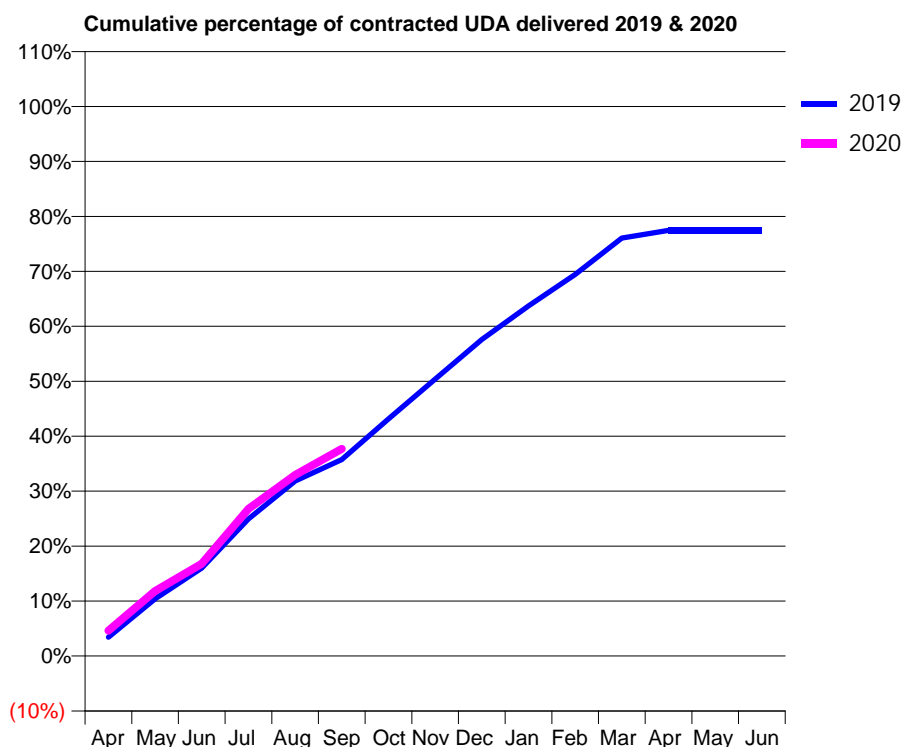
19/20 Contracted general activity (UDA)	24,277
Carry forward general activity (UDA)	0
19/20 Contracted orthodontic activity (UOA)	1,008
Carry forward orthodontic activity (UOA)	0
Baseline contract value	£778,737.09

### ACCESS\*

Patients seen in 24 months	Total	Change since previous quarter
Quarter ending September 2018	7,829	
Quarter ending December 2018	7,804	→
Quarter ending March 2019	7,714	↓
Quarter ending June 2019	7,710	→
Quarter ending September 2019	7,778	→
<b>Variance since September 2018</b>	<b>(0.7%)</b>	<b>→</b>



### ACTIVITY



Month	Adjusted Scheduled Activity (UDA)	
	2019	2020
April	836	1,121
May	2,531	2,878
June	3,887	4,075
July	6,054	6,503
August	7,732	7,999
September	8,678	9,153
October	10,474	
November	12,235	
December	13,985	
January	15,465	
February	16,860	
March	18,465	
April	18,804	
May	18,804	
June	18,804	

### QUALITY

	Quantity	Base Number	Contract	AT	Region	England
% of FP17s for the same patient ID Re-attending within 3 months - Children	64	1,158	5.5%	9.3%	12.1%	11.5%
% of FP17s for the same patient ID Re-attending within 3 months - Adults	411	3,548	11.6%	13.4%	15.6%	15.4%
% of FP17s for the same patient ID Re-attending between 3 & 9 months - Children	634	1,158	54.7%	62.4%	61.2%	59.7%
% of FP17s for the same patient ID Re-attending between 3 & 9 months - Adults	1,504	3,548	42.4%	55.9%	54.3%	51.7%
% of FP17s for Band 1 Urgent Courses	312	4,481	7.0%	7.9%	9.1%	9.2%
% of FP17s Relating to Free Repair or Replacements	33	4,481	0.7%	1.2%	0.9%	0.7%
% of FP17s Relating to Continuations	72	4,481	1.6%	1.0%	1.0%	0.8%
% of Patients satisfied with the dentistry they have received	4	4	N/A	95.6%	94.4%	93.5%
% of Patients satisfied with the time they had to wait for an appointment	3	4	N/A	87.9%	88.1%	87.4%

\* This is based on patients treated on this contract for their most recent course of treatment. Figures in italics indicate the base number of FP17s or Patient Questionnaire responses are less than 100. N/A is shown where the base number of responses is less than 10 during the period. % is calculated as Quantity/Base number\*100

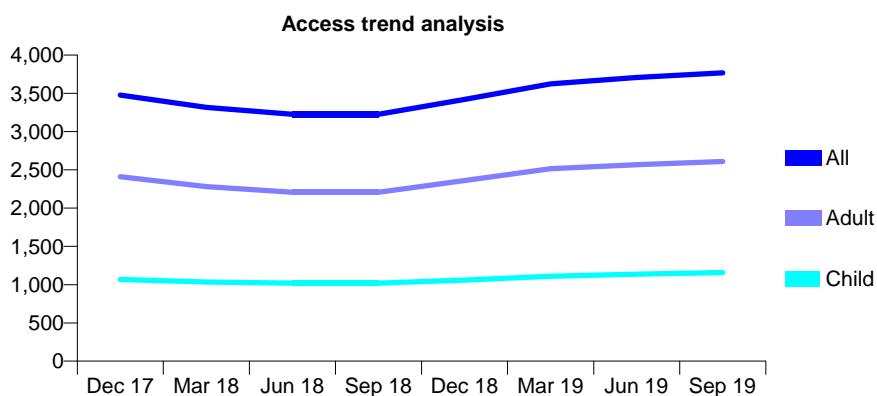
## Q51 - Vital Signs At a Glance Contract Report for 101338/0086 - September 2019

Name or company name	Whitecross Dental Care Limited
Contract type name	GDS Contract
Purpose of contract	General
Contract start date	01/04/2009
Contract end date	

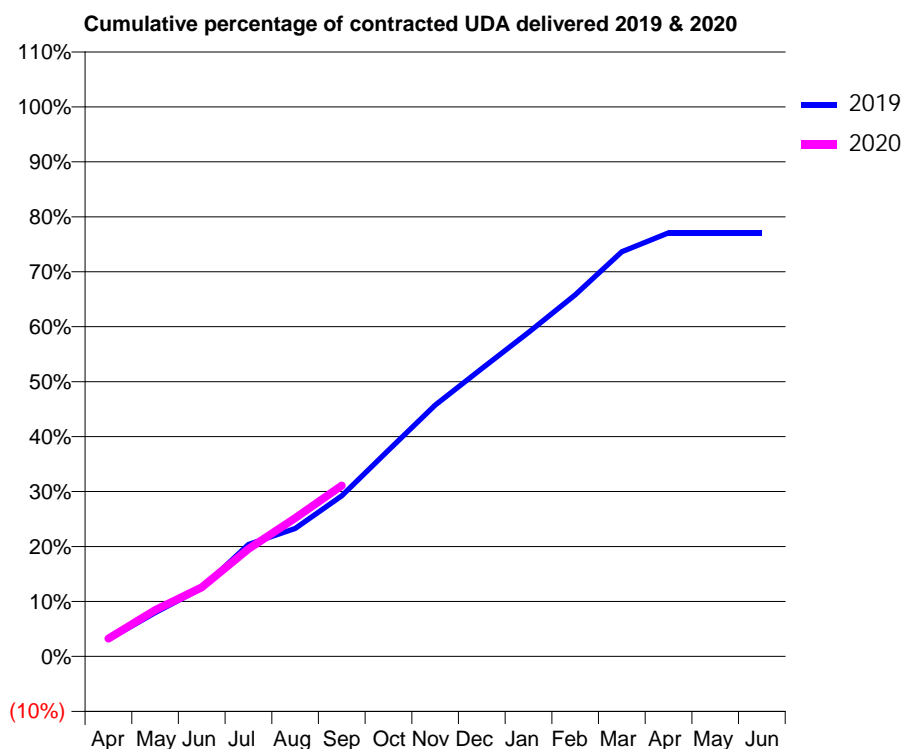
19/20 Contracted general activity (UDA)	13,567
Carry forward general activity (UDA)	0
19/20 Contracted orthodontic activity (UOA)	0
Carry forward orthodontic activity (UOA)	0
Baseline contract value	£389,137.18

### ACCESS\*

Patients seen in 24 months	Total	Change since previous quarter
Quarter ending September 2018	3,227	
Quarter ending December 2018	3,420	↑
Quarter ending March 2019	3,624	↑
Quarter ending June 2019	3,707	↑
Quarter ending September 2019	3,768	→
<b>Variance since September 2018</b>	<b>16.8%</b>	<b>↑</b>



### ACTIVITY



Month	2019	2020
April	421	440
May	1,082	1,145
June	1,683	1,704
July	2,764	2,657
August	3,158	3,417
September	3,967	4,219
October	5,091	
November	6,204	
December	7,106	
January	7,998	
February	8,926	
March	9,991	
April	10,457	
May	10,457	
June	10,456	

### QUALITY

	Quantity	Base Number	Contract	AT	Region	England
% of FP17s for the same patient ID Re-attending within 3 months - Children	31	757	4.1%	9.3%	12.1%	11.5%
% of FP17s for the same patient ID Re-attending within 3 months - Adults	129	1,605	8.0%	13.4%	15.6%	15.4%
% of FP17s for the same patient ID Re-attending between 3 & 9 months - Children	399	757	52.7%	62.4%	61.2%	59.7%
% of FP17s for the same patient ID Re-attending between 3 & 9 months - Adults	789	1,605	49.2%	55.9%	54.3%	51.7%
% of FP17s for Band 1 Urgent Courses	118	2,174	5.4%	7.9%	9.1%	9.2%
% of FP17s Relating to Free Repair or Replacements	34	2,174	1.6%	1.2%	0.9%	0.7%
% of FP17s Relating to Continuations	12	2,174	0.6%	1.0%	1.0%	0.8%
% of Patients satisfied with the dentistry they have received	1	2	N/A	95.6%	94.4%	93.5%
% of Patients satisfied with the time they had to wait for an appointment	1	2	N/A	87.9%	88.1%	87.4%

\* This is based on patients treated on this contract for their most recent course of treatment. Figures in italics indicate the base number of FP17s or Patient Questionnaire responses are less than 100. N/A is shown where the base number of responses is less than 10 during the period. % is calculated as Quantity/Base number\*100

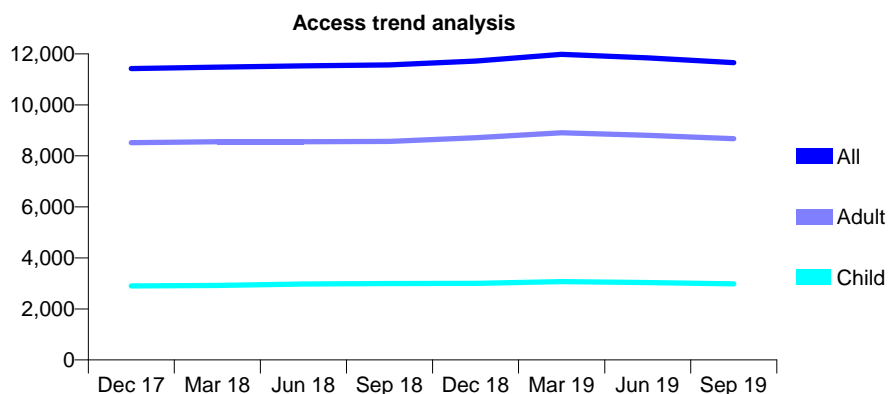
## Q51 - Vital Signs At a Glance Contract Report for 101338/0090 - September 2019

Name or company name	Whitecross Dental Care Limited
Contract type name	GDS Contract
Purpose of contract	General
Contract start date	01/08/2009
Contract end date	

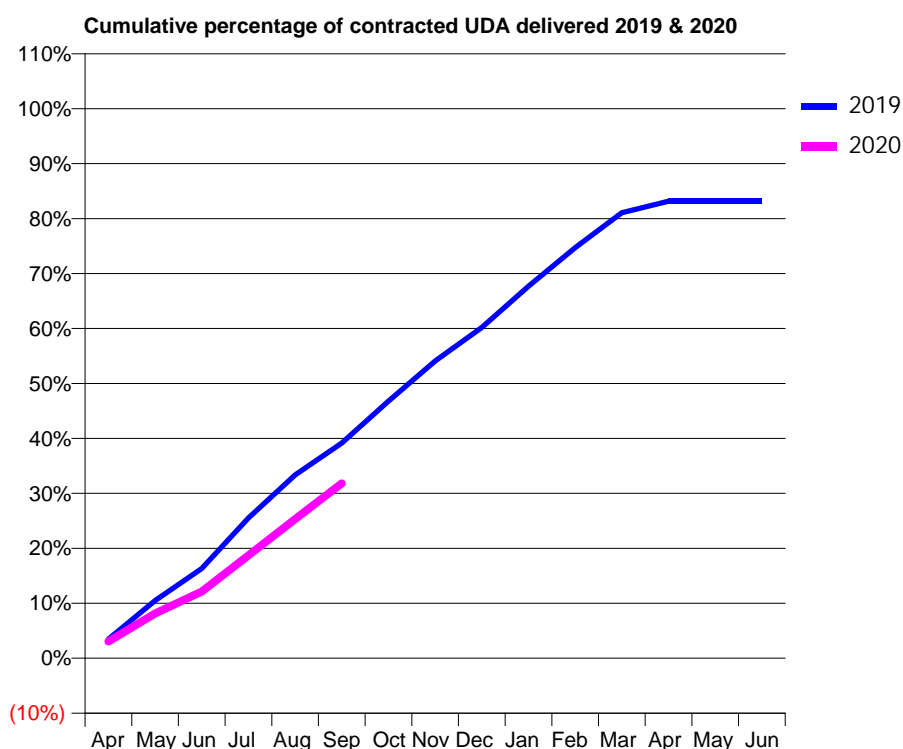
19/20 Contracted general activity (UDA)	36,924
Carry forward general activity (UDA)	0
19/20 Contracted orthodontic activity (UOA)	0
Carry forward orthodontic activity (UOA)	0
Baseline contract value	£1,081,691.20

### ACCESS\*

Patients seen in 24 months	Total	Change since previous quarter
Quarter ending September 2018	11,570	
Quarter ending December 2018	11,719	→
Quarter ending March 2019	11,981	↑
Quarter ending June 2019	11,847	↓
Quarter ending September 2019	11,653	↓
<b>Variance since September 2018</b>	<b>0.7%</b>	<b>→</b>



### ACTIVITY



Month	2019	2020
April	1,290	1,124
May	3,876	3,010
June	6,025	4,476
July	9,431	6,911
August	12,313	9,347
September	14,457	11,748
October	17,270	
November	19,974	
December	22,223	
January	24,998	
February	27,587	
March	29,933	
April	30,706	
May	30,706	
June	30,706	

### QUALITY

	Quantity	Base Number	Contract	AT	Region	England
% of FP17s for the same patient ID Re-attending within 3 months - Children	78	1,799	4.3%	9.3%	12.1%	11.5%
% of FP17s for the same patient ID Re-attending within 3 months - Adults	393	4,821	8.2%	13.4%	15.6%	15.4%
% of FP17s for the same patient ID Re-attending between 3 & 9 months - Children	922	1,799	51.3%	62.4%	61.2%	59.7%
% of FP17s for the same patient ID Re-attending between 3 & 9 months - Adults	2,244	4,821	46.5%	55.9%	54.3%	51.7%
% of FP17s for Band 1 Urgent Courses	306	6,262	4.9%	7.9%	9.1%	9.2%
% of FP17s Relating to Free Repair or Replacements	33	6,262	0.5%	1.2%	0.9%	0.7%
% of FP17s Relating to Continuations	87	6,262	1.4%	1.0%	1.0%	0.8%
% of Patients satisfied with the dentistry they have received	4	5	N/A	95.6%	94.4%	93.5%
% of Patients satisfied with the time they had to wait for an appointment	4	5	N/A	87.9%	88.1%	87.4%

\* This is based on patients treated on this contract for their most recent course of treatment. Figures in italics indicate the base number of FP17s or Patient Questionnaire responses are less than 100. N/A is shown where the base number of responses is less than 10 during the period. % is calculated as Quantity/Base number\*100



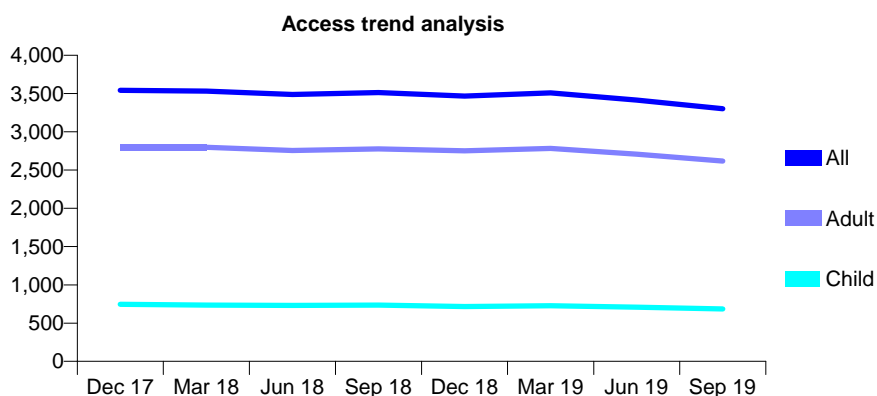
## Q51 - Vital Signs At a Glance Contract Report for 101338/0093 - September 2019

Name or company name	Whitecross Dental Care Limited
Contract type name	GDS Contract
Purpose of contract	General
Contract start date	01/08/2009
Contract end date	

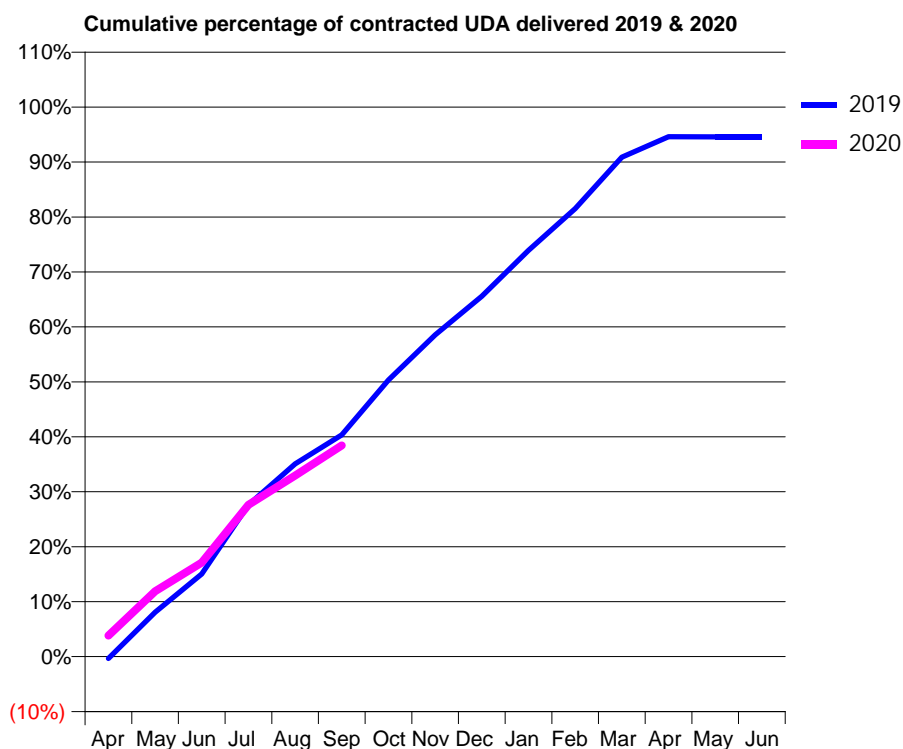
19/20 Contracted general activity (UDA)	10,563
Carry forward general activity (UDA)	0
19/20 Contracted orthodontic activity (UOA)	0
Carry forward orthodontic activity (UOA)	0
Baseline contract value	£283,309.95

### ACCESS\*

Patients seen in 24 months	Total	Change since previous quarter
Quarter ending September 2018	3,512	
Quarter ending December 2018	3,467	↓
Quarter ending March 2019	3,509	→
Quarter ending June 2019	3,415	↓
Quarter ending September 2019	3,302	↓
<b>Variance since September 2018</b>	<b>(6.0%)</b>	<b>↓</b>



### ACTIVITY



Month	Adjusted Scheduled Activity (UDA)	
	2019	2020
April	-37	405
May	855	1,257
June	1,590	1,809
July	2,918	2,918
August	3,706	3,483
September	4,262	4,060
October	5,318	
November	6,184	
December	6,925	
January	7,809	
February	8,611	
March	9,600	
April	9,994	
May	9,992	
June	9,992	

### QUALITY

	Quantity	Base Number	Contract	AT	Region	England
% of FP17s for the same patient ID Re-attending within 3 months - Children	33	508	6.5%	9.3%	12.1%	11.5%
% of FP17s for the same patient ID Re-attending within 3 months - Adults	219	1,745	12.6%	13.4%	15.6%	15.4%
% of FP17s for the same patient ID Re-attending between 3 & 9 months - Children	324	508	63.8%	62.4%	61.2%	59.7%
% of FP17s for the same patient ID Re-attending between 3 & 9 months - Adults	1,125	1,745	64.5%	55.9%	54.3%	51.7%
% of FP17s for Band 1 Urgent Courses	124	2,081	6.0%	7.9%	9.1%	9.2%
% of FP17s Relating to Free Repair or Replacements	6	2,081	0.3%	1.2%	0.9%	0.7%
% of FP17s Relating to Continuations	33	2,081	1.6%	1.0%	1.0%	0.8%
% of Patients satisfied with the dentistry they have received	2	2	N/A	95.6%	94.4%	93.5%
% of Patients satisfied with the time they had to wait for an appointment	2	2	N/A	87.9%	88.1%	87.4%

\* This is based on patients treated on this contract for their most recent course of treatment. Figures in italics indicate the base number of FP17s or Patient Questionnaire responses are less than 100. N/A is shown where the base number of responses is less than 10 during the period. % is calculated as Quantity/Base number\*100

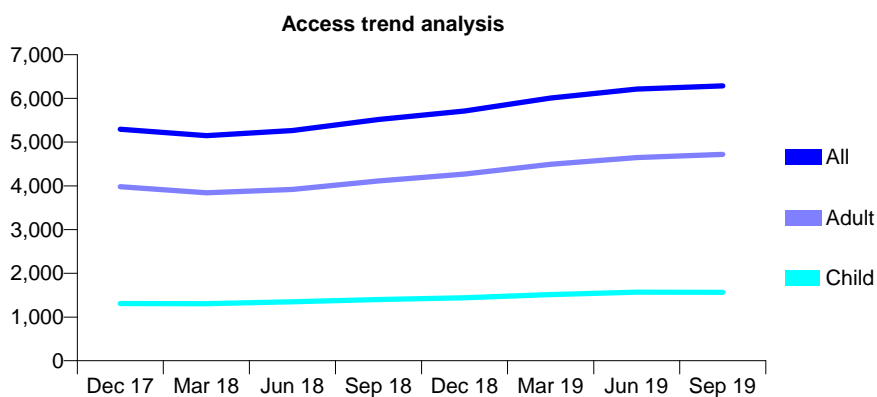
## Q51 - Vital Signs At a Glance Contract Report for 101338/0108 - September 2019

Name or company name	Whitecross Dental Care Limited
Contract type name	GDS Contract
Purpose of contract	General
Contract start date	01/12/2009
Contract end date	

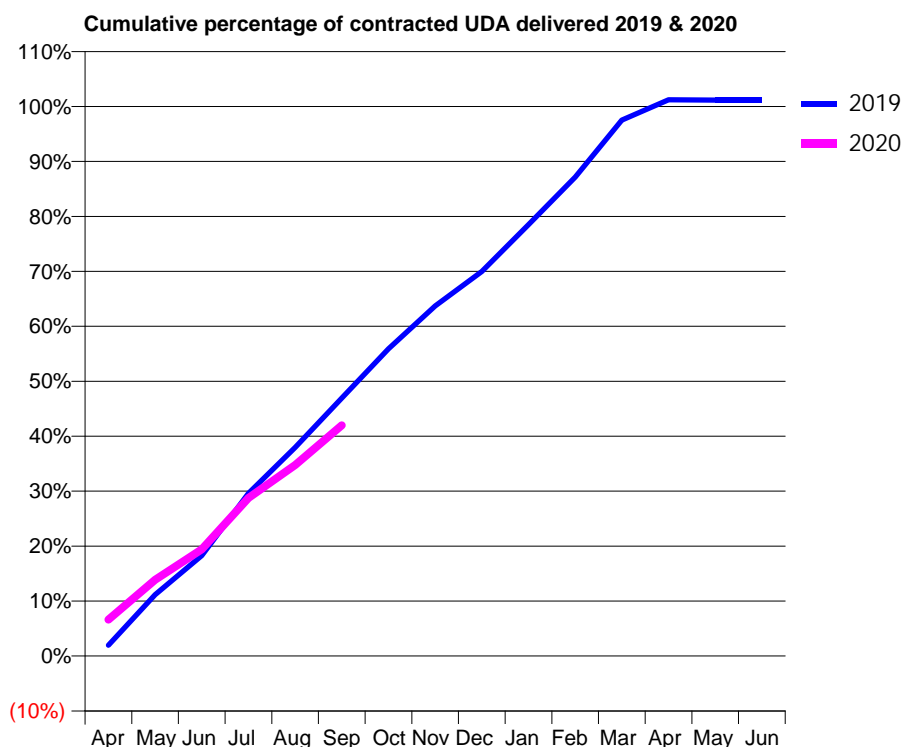
19/20 Contracted general activity (UDA)	18,070
Carry forward general activity (UDA)	-208
19/20 Contracted orthodontic activity (UOA)	0
Carry forward orthodontic activity (UOA)	0
Baseline contract value	£493,550.90

### ACCESS\*

Patients seen in 24 months	Total	Change since previous quarter
Quarter ending September 2018	5,516	
Quarter ending December 2018	5,710	↑
Quarter ending March 2019	6,008	↑
Quarter ending June 2019	6,214	↑
Quarter ending September 2019	6,288	→
<b>Variance since September 2018</b>	<b>14.0%</b>	<b>↑</b>



### ACTIVITY



Month	Adjusted Scheduled Activity (UDA)	
	2019	2020
April	356	1,199
May	2,020	2,509
June	3,303	3,505
July	5,348	5,197
August	6,858	6,283
September	8,482	7,584
October	10,100	
November	11,512	
December	12,643	
January	14,184	
February	15,751	
March	17,623	
April	18,289	
May	18,278	
June	18,278	

### QUALITY

	Quantity	Base Number	Contract	AT	Region	England
% of FP17s for the same patient ID Re-attending within 3 months - Children	66	979	6.7%	9.3%	12.1%	11.5%
% of FP17s for the same patient ID Re-attending within 3 months - Adults	313	2,811	11.1%	13.4%	15.6%	15.4%
% of FP17s for the same patient ID Re-attending between 3 & 9 months - Children	539	979	55.1%	62.4%	61.2%	59.7%
% of FP17s for the same patient ID Re-attending between 3 & 9 months - Adults	1,572	2,811	55.9%	55.9%	54.3%	51.7%
% of FP17s for Band 1 Urgent Courses	267	3,465	7.7%	7.9%	9.1%	9.2%
% of FP17s Relating to Free Repair or Replacements	31	3,465	0.9%	1.2%	0.9%	0.7%
% of FP17s Relating to Continuations	35	3,465	1.0%	1.0%	1.0%	0.8%
% of Patients satisfied with the dentistry they have received	2	2	N/A	95.6%	94.4%	93.5%
% of Patients satisfied with the time they had to wait for an appointment	2	2	N/A	87.9%	88.1%	87.4%

\* This is based on patients treated on this contract for their most recent course of treatment. Figures in italics indicate the base number of FP17s or Patient Questionnaire responses are less than 100. N/A is shown where the base number of responses is less than 10 during the period. % is calculated as Quantity/Base number\*100

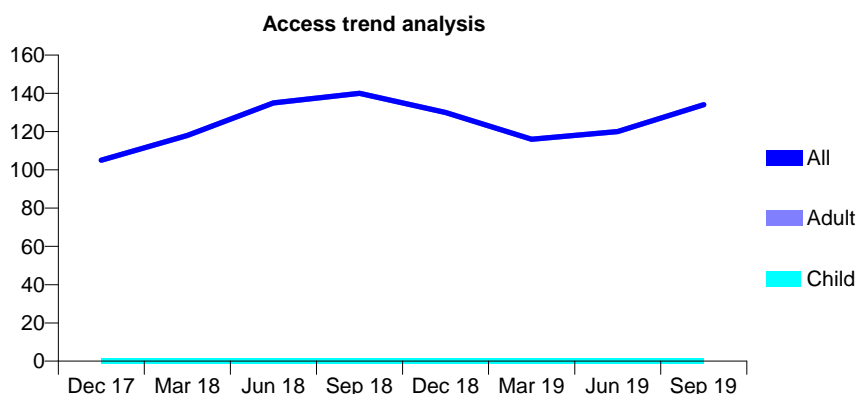
## Q51 - Vital Signs At a Glance Contract Report for 101338/0153 - September 2019

Name or company name	Whitecross Dental Care Limited
Contract type name	PDS Contract
Purpose of contract	General
Contract start date	01/05/2015
Contract end date	30/04/2020

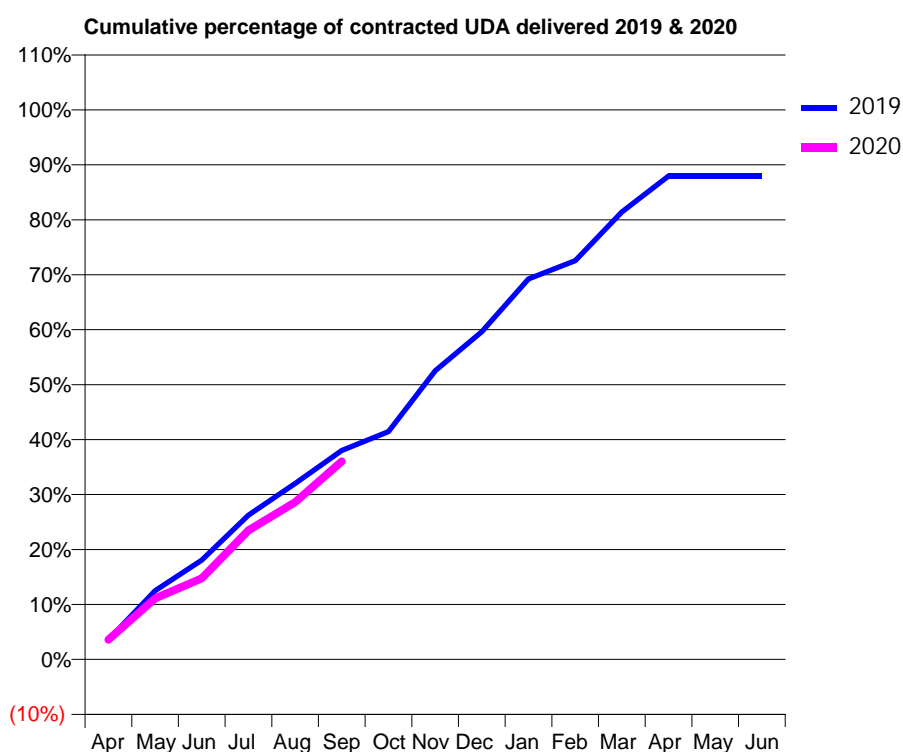
19/20 Contracted general activity (UDA)	1,800
Carry forward general activity (UDA)	0
19/20 Contracted orthodontic activity (UOA)	0
Carry forward orthodontic activity (UOA)	0
Baseline contract value	£77,947.77

### ACCESS\*

Patients seen in 24 months	Total	Change since previous quarter
Quarter ending September 2018	140	
Quarter ending December 2018	130	↓
Quarter ending March 2019	116	↓
Quarter ending June 2019	120	↑
Quarter ending September 2019	134	↑
<b>Variance since September 2018</b>	<b>(4.3%)</b>	<b>↓</b>



### ACTIVITY



Month	Adjusted Scheduled Activity (UDA)	
	2019	2020
April	65	65
May	225	200
June	325	266
July	472	423
August	576	515
September	684	649
October	746	
November	945	
December	1,073	
January	1,246	
February	1,306	
March	1,465	
April	1,583	
May	1,583	
June	1,583	

### QUALITY

	Quantity	Base Number	Contract	AT	Region	England
% of FP17s for the same patient ID Re-attending within 3 months - Children	0	0	N/A	9.3%	12.1%	11.5%
% of FP17s for the same patient ID Re-attending within 3 months - Adults	11	297	3.7%	13.4%	15.6%	15.4%
% of FP17s for the same patient ID Re-attending between 3 & 9 months - Children	0	0	N/A	62.4%	61.2%	59.7%
% of FP17s for the same patient ID Re-attending between 3 & 9 months - Adults	6	297	2.0%	55.9%	54.3%	51.7%
% of FP17s for Band 1 Urgent Courses	0	253	0.0%	7.9%	9.1%	9.2%
% of FP17s Relating to Free Repair or Replacements	0	253	0.0%	1.2%	0.9%	0.7%
% of FP17s Relating to Continuations	0	253	0.0%	1.0%	1.0%	0.8%
% of Patients satisfied with the dentistry they have received	1	1	N/A	95.6%	94.4%	93.5%
% of Patients satisfied with the time they had to wait for an appointment	1	1	N/A	87.9%	88.1%	87.4%

\* This is based on patients treated on this contract for their most recent course of treatment. Figures in italics indicate the base number of FP17s or Patient Questionnaire responses are less than 100. N/A is shown where the base number of responses is less than 10 during the period. % is calculated as Quantity/Base number\*100

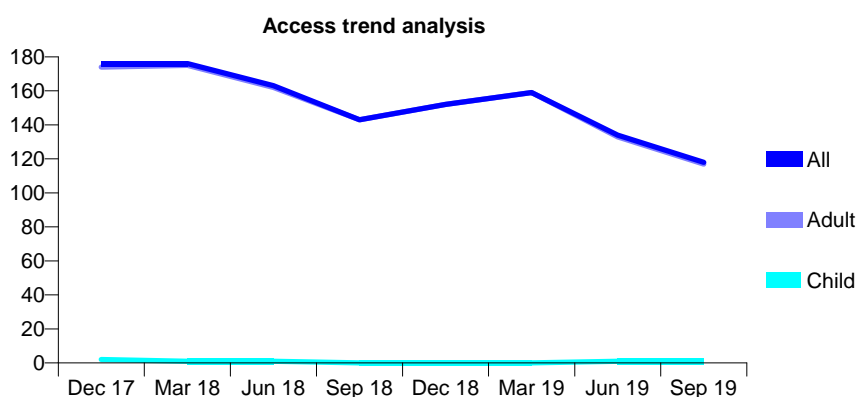
## Q51 - Vital Signs At a Glance Contract Report for 101338/0154 - September 2019

Name or company name	Whitecross Dental Care Limited
Contract type name	PDS Contract
Purpose of contract	General
Contract start date	01/05/2015
Contract end date	30/04/2020

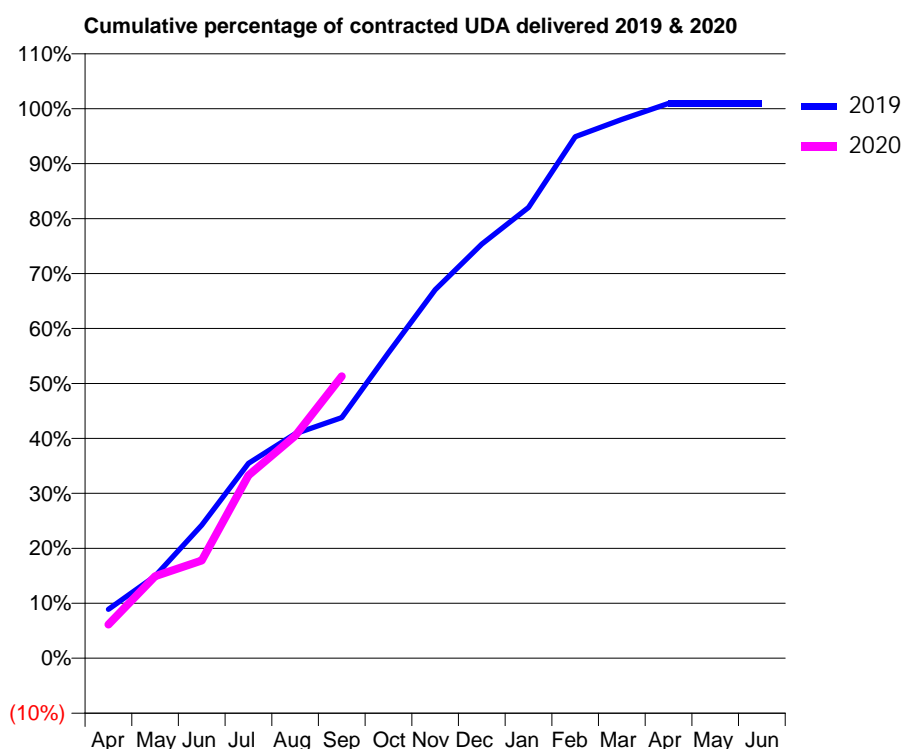
19/20 Contracted general activity (UDA)	2,550
Carry forward general activity (UDA)	0
19/20 Contracted orthodontic activity (UOA)	0
Carry forward orthodontic activity (UOA)	0
Baseline contract value	£110,426.01

### ACCESS\*

Patients seen in 24 months	Total	Change since previous quarter
Quarter ending September 2018	143	
Quarter ending December 2018	152	↑
Quarter ending March 2019	159	↑
Quarter ending June 2019	134	↓
Quarter ending September 2019	118	↓
<b>Variance since September 2018</b>	<b>(17.5%)</b>	<b>↓</b>



### ACTIVITY



Month	2019	2020
April	228	156
May	384	381
June	621	453
July	910	849
August	1,048	1,032
September	1,123	1,308
October	1,426	
November	1,720	
December	1,933	
January	2,104	
February	2,434	
March	2,515	
April	2,590	
May	2,590	
June	2,590	

### QUALITY

	Quantity	Base Number	Contract	AT	Region	England
% of FP17s for the same patient ID Re-attending within 3 months - Children	2	9	22.2%	9.3%	12.1%	11.5%
% of FP17s for the same patient ID Re-attending within 3 months - Adults	21	452	4.6%	13.4%	15.6%	15.4%
% of FP17s for the same patient ID Re-attending between 3 & 9 months - Children	0	9	0.0%	62.4%	61.2%	59.7%
% of FP17s for the same patient ID Re-attending between 3 & 9 months - Adults	3	452	0.7%	55.9%	54.3%	51.7%
% of FP17s for Band 1 Urgent Courses	0	436	0.0%	7.9%	9.1%	9.2%
% of FP17s Relating to Free Repair or Replacements	0	436	0.0%	1.2%	0.9%	0.7%
% of FP17s Relating to Continuations	1	436	0.2%	1.0%	1.0%	0.8%
% of Patients satisfied with the dentistry they have received	0	0	N/A	95.6%	94.4%	93.5%
% of Patients satisfied with the time they had to wait for an appointment	0	0	N/A	87.9%	88.1%	87.4%

\* This is based on patients treated on this contract for their most recent course of treatment.

Figures in italics indicate the base number of FP17s or Patient Questionnaire responses are less than 100. N/A is shown where the base number of responses is less than 10 during the period. % is calculated as Quantity/Base number\*100

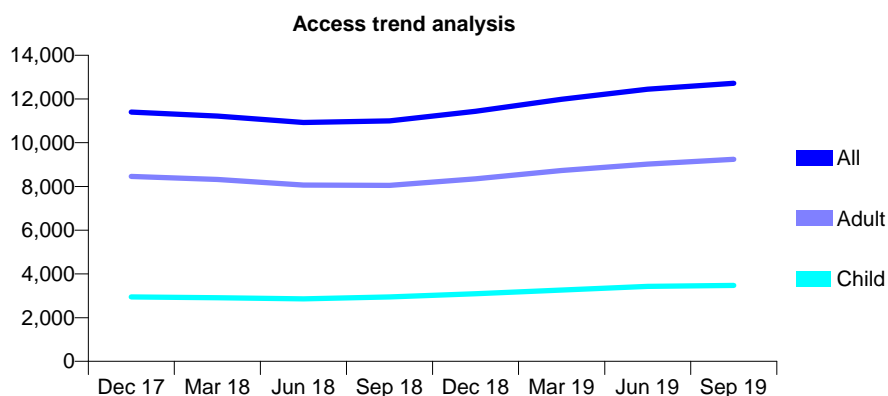
## Q51 - Vital Signs At a Glance Contract Report for 101338/0155 - September 2019

Name or company name	Whitecross Dental Care Limited
Contract type name	GDS Contract
Purpose of contract	General
Contract start date	01/06/2015
Contract end date	

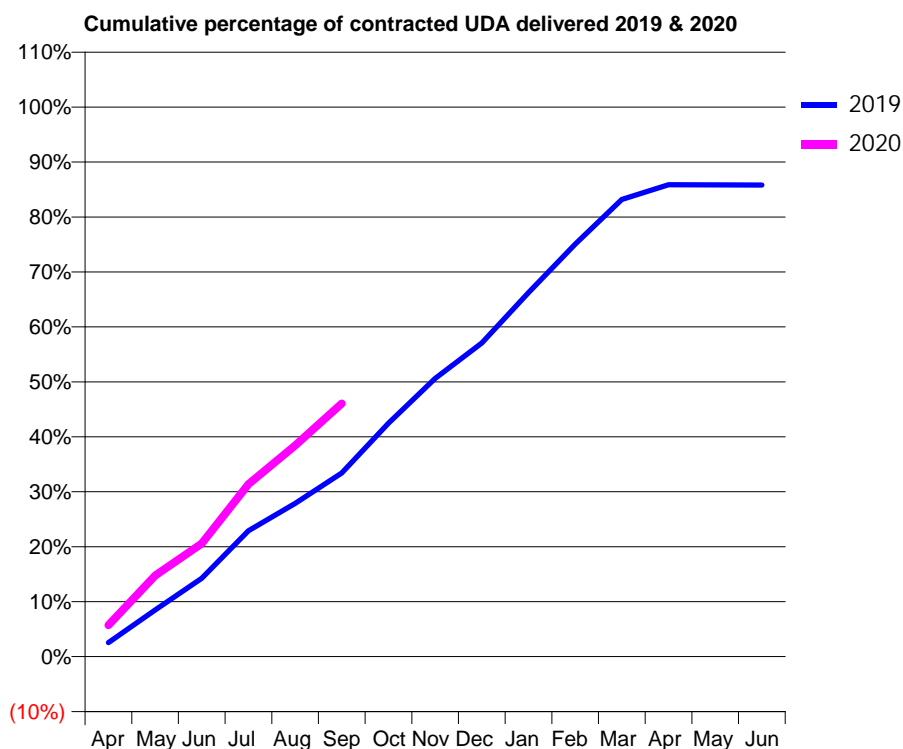
19/20 Contracted general activity (UDA)	42,692
Carry forward general activity (UDA)	0
19/20 Contracted orthodontic activity (UOA)	0
Carry forward orthodontic activity (UOA)	0
Baseline contract value	£1,225,135.85

### ACCESS\*

Patients seen in 24 months	Total	Change since previous quarter
Quarter ending September 2018	10,997	
Quarter ending December 2018	11,435	↑
Quarter ending March 2019	11,985	↑
Quarter ending June 2019	12,449	↑
Quarter ending September 2019	12,720	↑
<b>Variance since September 2018</b>	<b>15.7%</b>	<b>↑</b>



### ACTIVITY



Month	Adjusted Scheduled Activity (UDA)	
	2019	2020
April	1,090	2,444
May	3,631	6,289
June	6,086	8,777
July	9,788	13,404
August	11,906	16,406
September	14,267	19,662
October	18,135	
November	21,618	
December	24,359	
January	28,274	
February	32,048	
March	35,523	
April	36,657	
May	36,647	
June	36,643	

### QUALITY

	Quantity	Base Number	Contract	AT	Region	England
% of FP17s for the same patient ID Re-attending within 3 months - Children	118	2,810	4.2%	9.3%	12.1%	11.5%
% of FP17s for the same patient ID Re-attending within 3 months - Adults	565	6,185	9.1%	13.4%	15.6%	15.4%
% of FP17s for the same patient ID Re-attending between 3 & 9 months - Children	1,853	2,810	65.9%	62.4%	61.2%	59.7%
% of FP17s for the same patient ID Re-attending between 3 & 9 months - Adults	2,982	6,185	48.2%	55.9%	54.3%	51.7%
% of FP17s for Band 1 Urgent Courses	307	8,550	3.6%	7.9%	9.1%	9.2%
% of FP17s Relating to Free Repair or Replacements	53	8,550	0.6%	1.2%	0.9%	0.7%
% of FP17s Relating to Continuations	153	8,550	1.8%	1.0%	1.0%	0.8%
% of Patients satisfied with the dentistry they have received	6	6	N/A	95.6%	94.4%	93.5%
% of Patients satisfied with the time they had to wait for an appointment	5	6	N/A	87.9%	88.1%	87.4%

\* This is based on patients treated on this contract for their most recent course of treatment. Figures in italics indicate the base number of FP17s or Patient Questionnaire responses are less than 100. N/A is shown where the base number of responses is less than 10 during the period. % is calculated as Quantity/Base number\*100

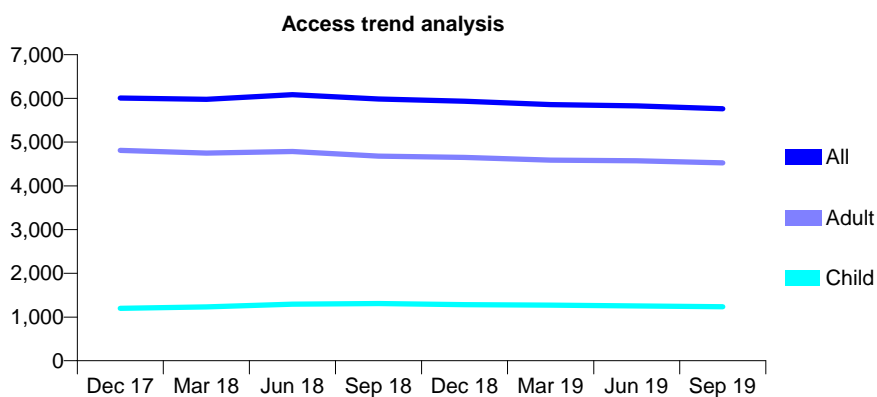
## Q51 - Vital Signs At a Glance Contract Report for 101370/0005 - September 2019

Name or company name	Petrie Tucker & Partners Ltd
Contract type name	GDS Contract
Purpose of contract	General and Orthodontic
Contract start date	01/04/2006
Contract end date	

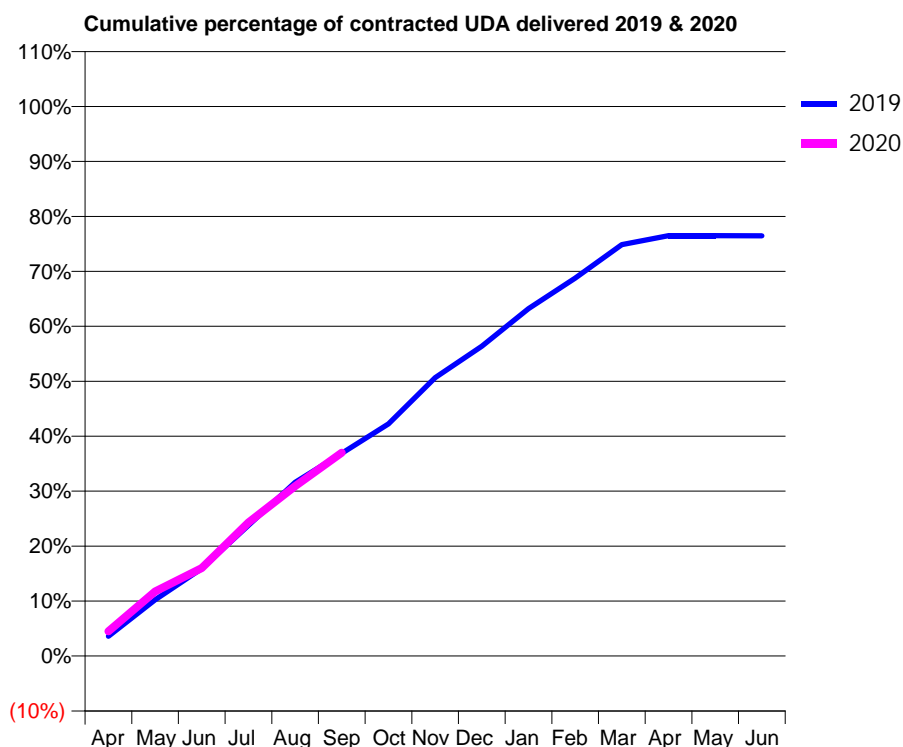
19/20 Contracted general activity (UDA)	24,146
Carry forward general activity (UDA)	0
19/20 Contracted orthodontic activity (UOA)	630
Carry forward orthodontic activity (UOA)	-13
Baseline contract value	£749,533.40

### ACCESS\*

Patients seen in 24 months	Total	Change since previous quarter
Quarter ending September 2018	5,985	
Quarter ending December 2018	5,933	→
Quarter ending March 2019	5,858	↓
Quarter ending June 2019	5,830	→
Quarter ending September 2019	5,762	↓
<b>Variance since September 2018</b>	<b>(3.7%)</b>	<b>↓</b>



### ACTIVITY



Month	Adjusted Scheduled Activity (UDA)	
	2019	2020
April	871	1,089
May	2,478	2,837
June	3,841	3,866
July	5,743	5,869
August	7,632	7,462
September	8,903	8,932
October	10,200	
November	12,233	
December	13,607	
January	15,260	
February	16,605	
March	18,071	
April	18,472	
May	18,472	
June	18,461	

### QUALITY

	Quantity	Base Number	Contract	AT	Region	England
% of FP17s for the same patient ID Re-attending within 3 months - Children	63	927	6.8%	9.3%	12.1%	11.5%
% of FP17s for the same patient ID Re-attending within 3 months - Adults	288	3,036	9.5%	13.4%	15.6%	15.4%
% of FP17s for the same patient ID Re-attending between 3 & 9 months - Children	543	927	58.6%	62.4%	61.2%	59.7%
% of FP17s for the same patient ID Re-attending between 3 & 9 months - Adults	1,627	3,036	53.6%	55.9%	54.3%	51.7%
% of FP17s for Band 1 Urgent Courses	211	3,766	5.6%	7.9%	9.1%	9.2%
% of FP17s Relating to Free Repair or Replacements	31	3,766	0.8%	1.2%	0.9%	0.7%
% of FP17s Relating to Continuations	39	3,766	1.0%	1.0%	1.0%	0.8%
% of Patients satisfied with the dentistry they have received	5	5	N/A	95.6%	94.4%	93.5%
% of Patients satisfied with the time they had to wait for an appointment	4	5	N/A	87.9%	88.1%	87.4%

\* This is based on patients treated on this contract for their most recent course of treatment. Figures in italics indicate the base number of FP17s or Patient Questionnaire responses are less than 100. N/A is shown where the base number of responses is less than 10 during the period. % is calculated as Quantity/Base number\*100

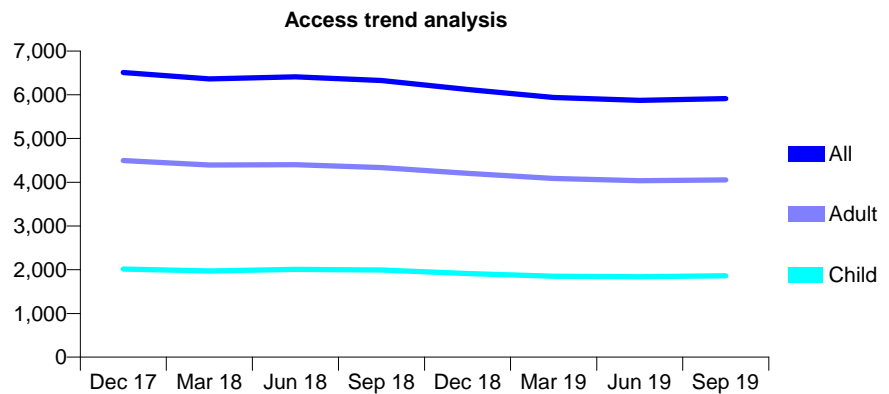
## Q51 - Vital Signs At a Glance Contract Report for 101370/0010 - September 2019

Name or company name	Petrie Tucker & Partners Ltd
Contract type name	Pilot Contract
Purpose of contract	General
Contract start date	01/04/2006
Contract end date	

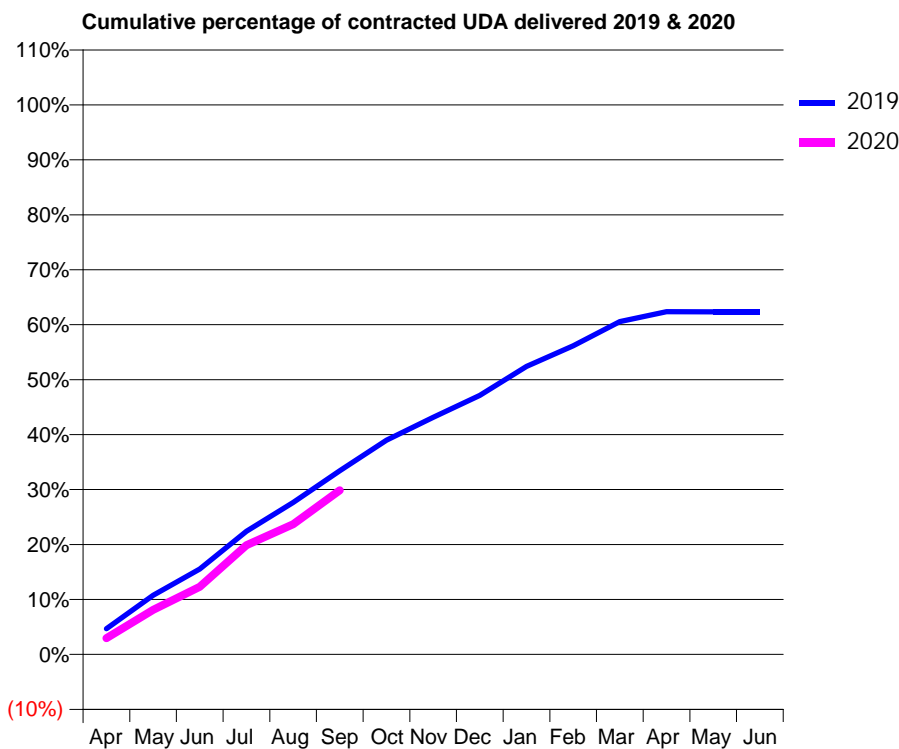
19/20 Contracted general activity (UDA)	20,443
Carry forward general activity (UDA)	0
19/20 Contracted orthodontic activity (UOA)	0
Carry forward orthodontic activity (UOA)	0
Baseline contract value	£570,893.20

### ACCESS\*

Patients seen in 24 months	Total	Change since previous quarter
Quarter ending September 2018	6,328	
Quarter ending December 2018	6,120	↓
Quarter ending March 2019	5,936	↓
Quarter ending June 2019	5,872	↓
Quarter ending September 2019	5,914	→
<b>Variance since September 2018</b>	<b>(6.5%)</b>	<b>↓</b>



### ACTIVITY



Month	Adjusted Scheduled Activity (UDA)	
	2019	2020
April	956	608
May	2,198	1,659
June	3,179	2,518
July	4,579	4,065
August	5,651	4,842
September	6,836	6,105
October	7,969	
November	8,822	
December	9,639	
January	10,711	
February	11,481	
March	12,379	
April	12,746	
May	12,742	
June	12,742	

### QUALITY

	Quantity	Base Number	Contract	AT	Region	England
% of FP17s for the same patient ID Re-attending within 3 months - Children	29	1,047	2.8%	9.3%	12.1%	11.5%
% of FP17s for the same patient ID Re-attending within 3 months - Adults	101	2,063	4.9%	13.4%	15.6%	15.4%
% of FP17s for the same patient ID Re-attending between 3 & 9 months - Children	327	1,047	31.2%	62.4%	61.2%	59.7%
% of FP17s for the same patient ID Re-attending between 3 & 9 months - Adults	801	2,063	38.8%	55.9%	54.3%	51.7%
% of FP17s for Band 1 Urgent Courses	36	2,856	1.3%	7.9%	9.1%	9.2%
% of FP17s Relating to Free Repair or Replacements	9	2,856	0.3%	1.2%	0.9%	0.7%
% of FP17s Relating to Continuations	23	2,856	0.8%	1.0%	1.0%	0.8%
% of Patients satisfied with the dentistry they have received	2	2	N/A	95.6%	94.4%	93.5%
% of Patients satisfied with the time they had to wait for an appointment	1	2	N/A	87.9%	88.1%	87.4%

\* This is based on patients treated on this contract for their most recent course of treatment. Figures in italics indicate the base number of FP17s or Patient Questionnaire responses are less than 100. N/A is shown where the base number of responses is less than 10 during the period. % is calculated as Quantity/Base number\*100

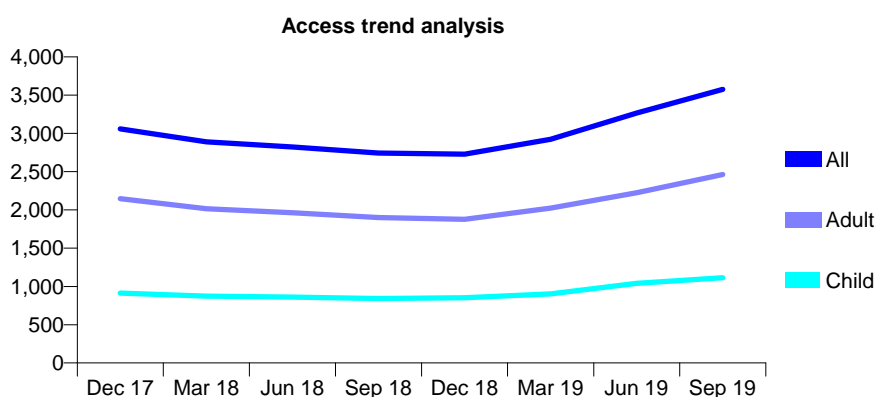
## Q51 - Vital Signs At a Glance Contract Report for 101370/0069 - September 2019

Name or company name	Whitecross Dental Care Limited
Contract type name	GDS Contract
Purpose of contract	General
Contract start date	26/05/2006
Contract end date	

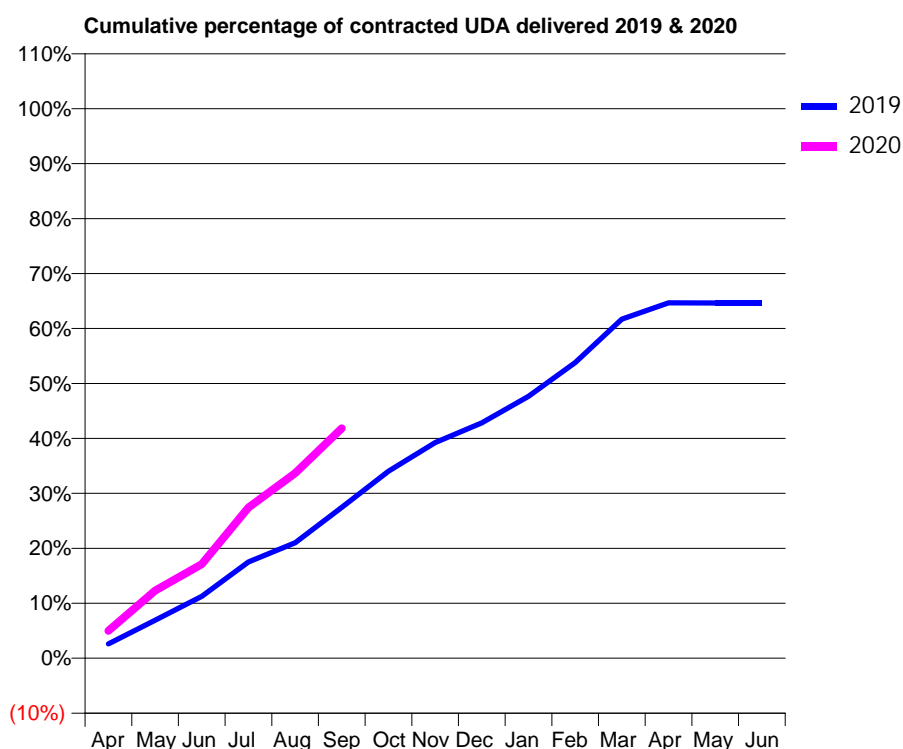
19/20 Contracted general activity (UDA)	14,267
Carry forward general activity (UDA)	0
19/20 Contracted orthodontic activity (UOA)	0
Carry forward orthodontic activity (UOA)	0
Baseline contract value	£417,888.16

### ACCESS\*

Patients seen in 24 months	Total	Change since previous quarter
Quarter ending September 2018	2,742	
Quarter ending December 2018	2,729	→
Quarter ending March 2019	2,924	↑
Quarter ending June 2019	3,266	↑
Quarter ending September 2019	3,576	↑
<b>Variance since September 2018</b>	<b>30.4%</b>	<b>↑</b>



### ACTIVITY



Month	2019	2020
April	373	710
May	987	1,758
June	1,607	2,443
July	2,502	3,914
August	3,000	4,806
September	3,917	5,966
October	4,856	
November	5,601	
December	6,108	
January	6,797	
February	7,676	
March	8,802	
April	9,225	
May	9,222	
June	9,222	

### QUALITY

	Quantity	Base Number	Contract	AT	Region	England
% of FP17s for the same patient ID Re-attending within 3 months - Children	64	929	6.9%	9.3%	12.1%	11.5%
% of FP17s for the same patient ID Re-attending within 3 months - Adults	191	1,755	10.9%	13.4%	15.6%	15.4%
% of FP17s for the same patient ID Re-attending between 3 & 9 months - Children	436	929	46.9%	62.4%	61.2%	59.7%
% of FP17s for the same patient ID Re-attending between 3 & 9 months - Adults	694	1,755	39.5%	55.9%	54.3%	51.7%
% of FP17s for Band 1 Urgent Courses	162	2,517	6.4%	7.9%	9.1%	9.2%
% of FP17s Relating to Free Repair or Replacements	14	2,517	0.6%	1.2%	0.9%	0.7%
% of FP17s Relating to Continuations	29	2,517	1.2%	1.0%	1.0%	0.8%
% of Patients satisfied with the dentistry they have received	0	0	N/A	95.6%	94.4%	93.5%
% of Patients satisfied with the time they had to wait for an appointment	0	0	N/A	87.9%	88.1%	87.4%

\* This is based on patients treated on this contract for their most recent course of treatment.

Figures in italics indicate the base number of FP17s or Patient Questionnaire responses are less than 100. N/A is shown where the base number of responses is less than 10 during the period. % is calculated as Quantity/Base number\*100



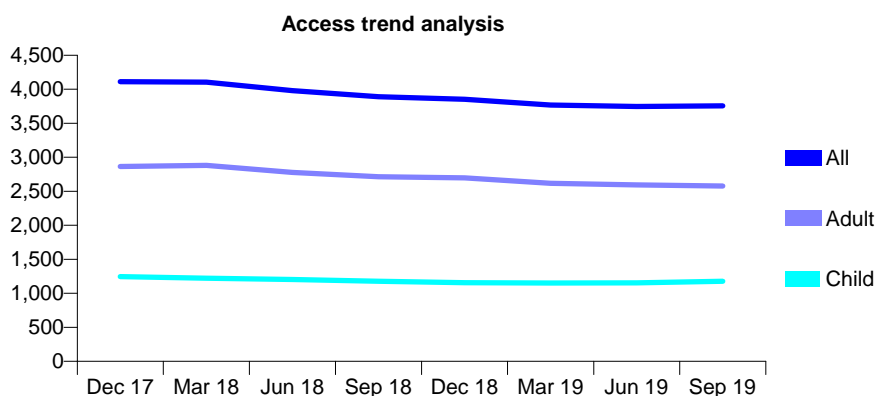
## Q51 - Vital Signs At a Glance Contract Report for 101370/0109 - September 2019

Name or company name	Petrie Tucker & Partners Ltd
Contract type name	GDS Contract
Purpose of contract	General
Contract start date	01/10/2008
Contract end date	

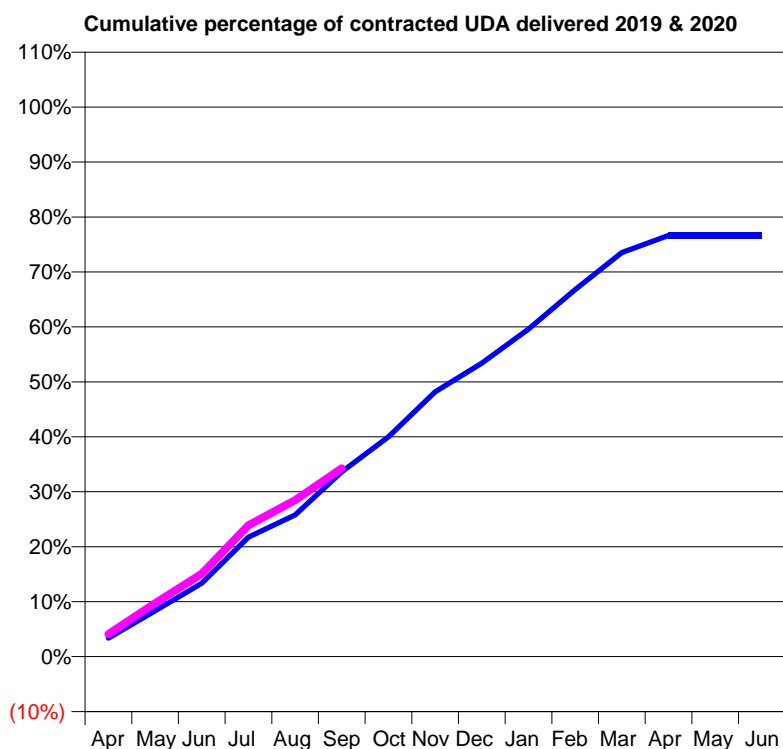
19/20 Contracted general activity (UDA)	12,748
Carry forward general activity (UDA)	0
19/20 Contracted orthodontic activity (UOA)	0
Carry forward orthodontic activity (UOA)	0
Baseline contract value	£365,830.41

### ACCESS\*

Patients seen in 24 months	Total	Change since previous quarter
Quarter ending September 2018	3,892	
Quarter ending December 2018	3,853	↓
Quarter ending March 2019	3,768	↓
Quarter ending June 2019	3,746	→
Quarter ending September 2019	3,755	→
<b>Variance since September 2018</b>	<b>(3.5%)</b>	<b>↓</b>



### ACTIVITY



Month	Adjusted Scheduled Activity (UDA)	
	2019	2020
April	428	522
May	1,062	1,239
June	1,703	1,923
July	2,769	3,044
August	3,287	3,632
September	4,287	4,369
October	5,099	
November	6,144	
December	6,808	
January	7,595	
February	8,515	
March	9,373	
April	9,766	
May	9,767	
June	9,768	

### QUALITY

	Quantity	Base Number	Contract	AT	Region	England
% of FP17s for the same patient ID Re-attending within 3 months - Children	8	761	1.1%	9.3%	12.1%	11.5%
% of FP17s for the same patient ID Re-attending within 3 months - Adults	92	1,382	6.7%	13.4%	15.6%	15.4%
% of FP17s for the same patient ID Re-attending between 3 & 9 months - Children	433	761	56.9%	62.4%	61.2%	59.7%
% of FP17s for the same patient ID Re-attending between 3 & 9 months - Adults	648	1,382	46.9%	55.9%	54.3%	51.7%
% of FP17s for Band 1 Urgent Courses	110	1,978	5.6%	7.9%	9.1%	9.2%
% of FP17s Relating to Free Repair or Replacements	19	1,978	1.0%	1.2%	0.9%	0.7%
% of FP17s Relating to Continuations	21	1,978	1.1%	1.0%	1.0%	0.8%
% of Patients satisfied with the dentistry they have received	1	1	N/A	95.6%	94.4%	93.5%
% of Patients satisfied with the time they had to wait for an appointment	1	1	N/A	87.9%	88.1%	87.4%

\* This is based on patients treated on this contract for their most recent course of treatment. Figures in italics indicate the base number of FP17s or Patient Questionnaire responses are less than 100. N/A is shown where the base number of responses is less than 10 during the period. % is calculated as Quantity/Base number\*100

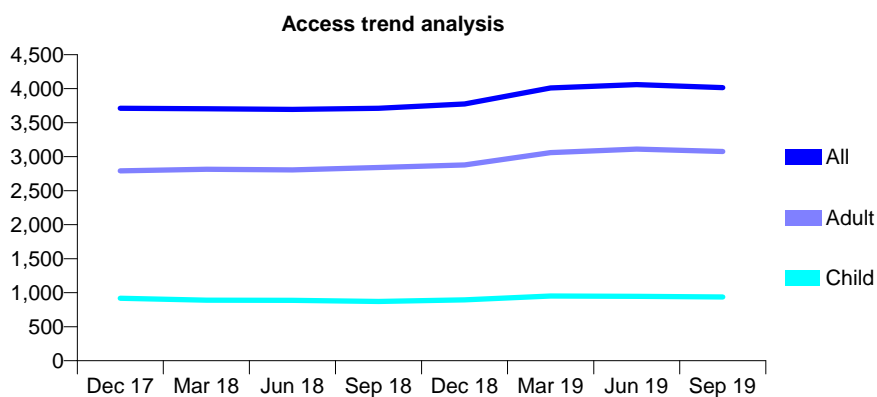
## Q51 - Vital Signs At a Glance Contract Report for 101435/0106 - September 2019

Name or company name	IDH Limited
Contract type name	GDS Contract
Purpose of contract	General
Contract start date	01/08/2008
Contract end date	

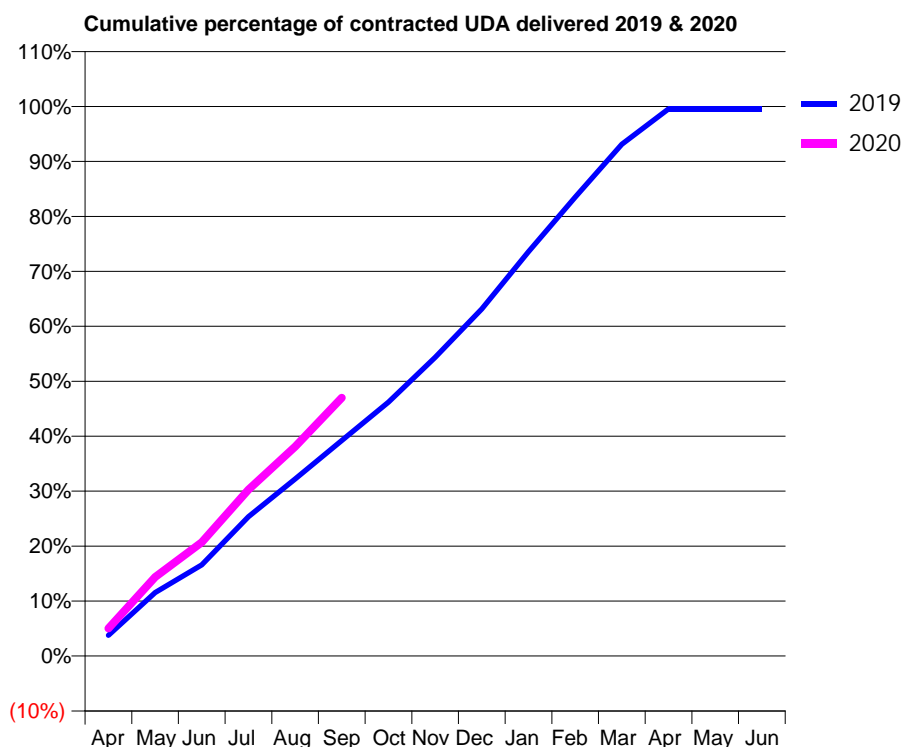
19/20 Contracted general activity (UDA)	11,883
Carry forward general activity (UDA)	52
19/20 Contracted orthodontic activity (UOA)	0
Carry forward orthodontic activity (UOA)	0
Baseline contract value	£357,258.90

### ACCESS\*

Patients seen in 24 months	Total	Change since previous quarter
Quarter ending September 2018	3,713	
Quarter ending December 2018	3,775	→
Quarter ending March 2019	4,011	↑
Quarter ending June 2019	4,060	→
Quarter ending September 2019	4,015	↓
<b>Variance since September 2018</b>	<b>8.1%</b>	<b>↑</b>



### ACTIVITY



Month	Adjusted Scheduled Activity (UDA)	
	2019	2020
April	448	599
May	1,371	1,709
June	1,972	2,457
July	3,012	3,596
August	3,828	4,528
September	4,658	5,584
October	5,491	
November	6,458	
December	7,504	
January	8,742	
February	9,923	
March	11,066	
April	11,831	
May	11,831	
June	11,831	

### QUALITY

	Quantity	Base Number	Contract	AT	Region	England
% of FP17s for the same patient ID Re-attending within 3 months - Children	48	820	5.9%	9.3%	12.1%	11.5%
% of FP17s for the same patient ID Re-attending within 3 months - Adults	246	2,418	10.2%	13.4%	15.6%	15.4%
% of FP17s for the same patient ID Re-attending between 3 & 9 months - Children	600	820	73.2%	62.4%	61.2%	59.7%
% of FP17s for the same patient ID Re-attending between 3 & 9 months - Adults	1,577	2,418	65.2%	55.9%	54.3%	51.7%
% of FP17s for Band 1 Urgent Courses	132	2,894	4.6%	7.9%	9.1%	9.2%
% of FP17s Relating to Free Repair or Replacements	9	2,894	0.3%	1.2%	0.9%	0.7%
% of FP17s Relating to Continuations	33	2,894	1.1%	1.0%	1.0%	0.8%
% of Patients satisfied with the dentistry they have received	0	0	N/A	95.6%	94.4%	93.5%
% of Patients satisfied with the time they had to wait for an appointment	0	0	N/A	87.9%	88.1%	87.4%

\* This is based on patients treated on this contract for their most recent course of treatment. Figures in italics indicate the base number of FP17s or Patient Questionnaire responses are less than 100. N/A is shown where the base number of responses is less than 10 during the period. % is calculated as Quantity/Base number\*100

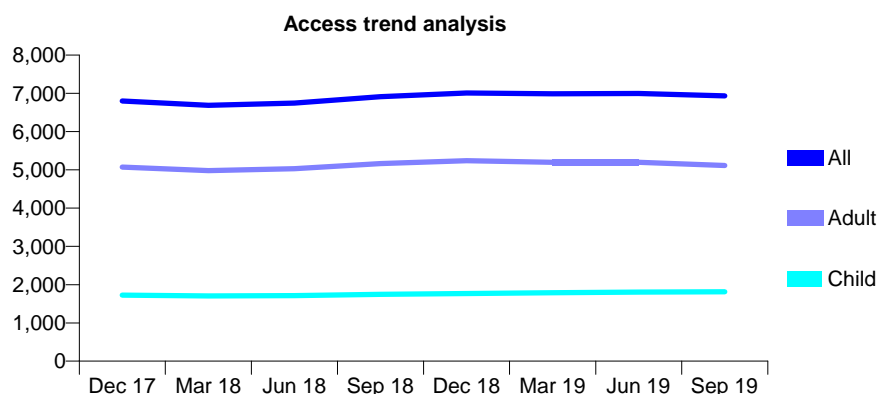
## Q51 - Vital Signs At a Glance Contract Report for 101435/0112 - September 2019

Name or company name	IDH Limited
Contract type name	GDS Contract
Purpose of contract	General
Contract start date	01/08/2008
Contract end date	

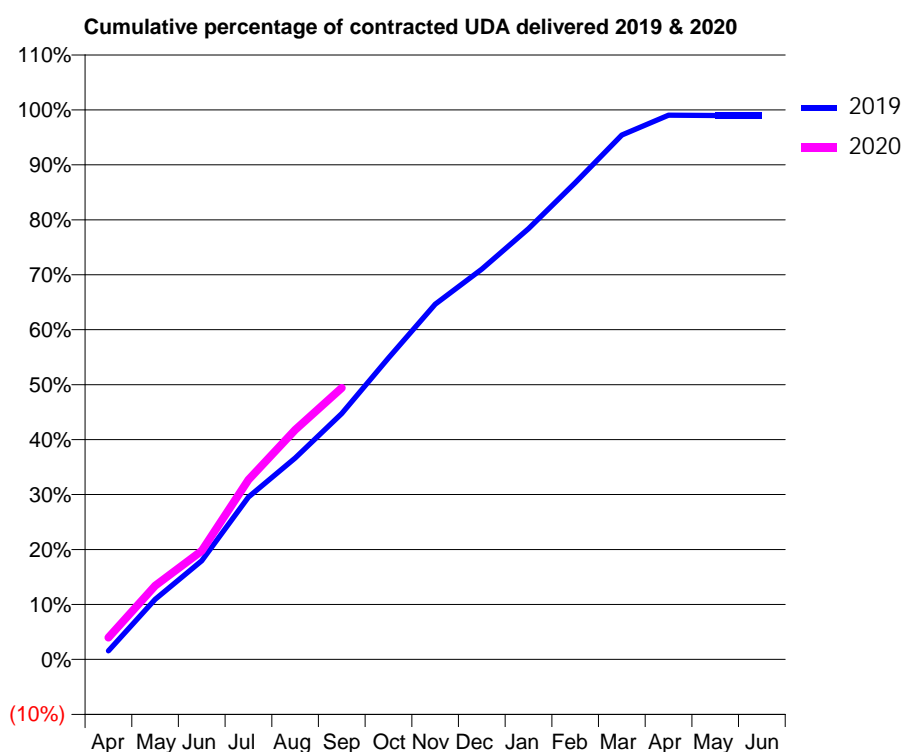
19/20 Contracted general activity (UDA)	18,223
Carry forward general activity (UDA)	186
19/20 Contracted orthodontic activity (UOA)	0
Carry forward orthodontic activity (UOA)	0
Baseline contract value	£517,749.78

### ACCESS\*

Patients seen in 24 months	Total	Change since previous quarter
Quarter ending September 2018	6,912	
Quarter ending December 2018	7,007	→
Quarter ending March 2019	6,986	→
Quarter ending June 2019	6,997	→
Quarter ending September 2019	6,931	→
<b>Variance since September 2018</b>	<b>0.3%</b>	<b>→</b>



### ACTIVITY



Month	Adjusted Scheduled Activity (UDA)	
	2019	2020
April	287	724
May	1,991	2,444
June	3,269	3,601
July	5,384	5,959
August	6,680	7,613
September	8,152	9,005
October	9,996	
November	11,778	
December	12,941	
January	14,287	
February	15,806	
March	17,387	
April	18,046	
May	18,037	
June	18,037	

### QUALITY

	Quantity	Base Number	Contract	AT	Region	England
% of FP17s for the same patient ID Re-attending within 3 months - Children	62	1,336	4.6%	9.3%	12.1%	11.5%
% of FP17s for the same patient ID Re-attending within 3 months - Adults	347	3,334	10.4%	13.4%	15.6%	15.4%
% of FP17s for the same patient ID Re-attending between 3 & 9 months - Children	668	1,336	50.0%	62.4%	61.2%	59.7%
% of FP17s for the same patient ID Re-attending between 3 & 9 months - Adults	1,604	3,334	48.1%	55.9%	54.3%	51.7%
% of FP17s for Band 1 Urgent Courses	180	4,373	4.1%	7.9%	9.1%	9.2%
% of FP17s Relating to Free Repair or Replacements	21	4,373	0.5%	1.2%	0.9%	0.7%
% of FP17s Relating to Continuations	89	4,373	2.0%	1.0%	1.0%	0.8%
% of Patients satisfied with the dentistry they have received	2	2	N/A	95.6%	94.4%	93.5%
% of Patients satisfied with the time they had to wait for an appointment	2	2	N/A	87.9%	88.1%	87.4%

\* This is based on patients treated on this contract for their most recent course of treatment. Figures in italics indicate the base number of FP17s or Patient Questionnaire responses are less than 100. N/A is shown where the base number of responses is less than 10 during the period. % is calculated as Quantity/Base number\*100

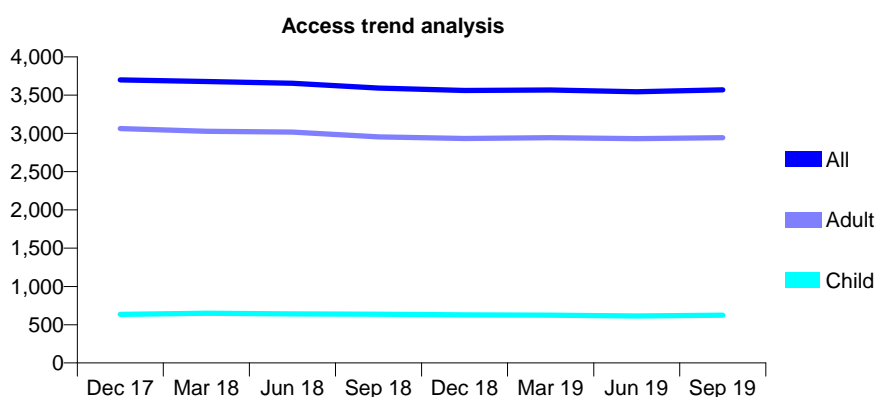
## Q51 - Vital Signs At a Glance Contract Report for 101613/0001 - September 2019

Name or company name	Yorkshire Smiles Limited
Contract type name	GDS Contract
Purpose of contract	General
Contract start date	01/07/2012
Contract end date	

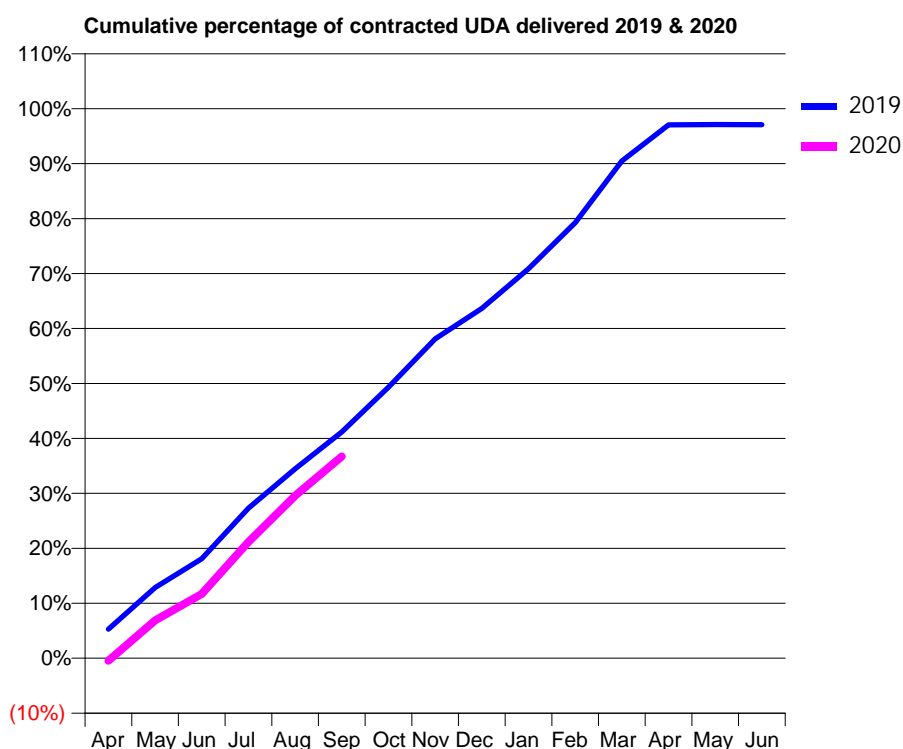
19/20 Contracted general activity (UDA)	16,000
Carry forward general activity (UDA)	468
19/20 Contracted orthodontic activity (UOA)	0
Carry forward orthodontic activity (UOA)	0
Baseline contract value	£459,076.94

### ACCESS\*

Patients seen in 24 months	Total	Change since previous quarter
Quarter ending September 2018	3,592	
Quarter ending December 2018	3,562	→
Quarter ending March 2019	3,567	→
Quarter ending June 2019	3,544	→
Quarter ending September 2019	3,569	→
<b>Variance since September 2018</b>	<b>(0.6%)</b>	→



### ACTIVITY



Month	2019	2020
April	850	-77
May	2,060	1,099
June	2,894	1,869
July	4,372	3,385
August	5,515	4,730
September	6,586	5,872
October	7,891	
November	9,296	
December	10,182	
January	11,338	
February	12,677	
March	14,479	
April	15,530	
May	15,535	
June	15,532	

### QUALITY

	Quantity	Base Number	Contract	AT	Region	England
% of FP17s for the same patient ID Re-attending within 3 months - Children	31	533	5.8%	9.3%	12.1%	11.5%
% of FP17s for the same patient ID Re-attending within 3 months - Adults	349	2,231	15.6%	13.4%	15.6%	15.4%
% of FP17s for the same patient ID Re-attending between 3 & 9 months - Children	354	533	66.4%	62.4%	61.2%	59.7%
% of FP17s for the same patient ID Re-attending between 3 & 9 months - Adults	1,284	2,231	57.6%	55.9%	54.3%	51.7%
% of FP17s for Band 1 Urgent Courses	171	2,452	7.0%	7.9%	9.1%	9.2%
% of FP17s Relating to Free Repair or Replacements	58	2,452	2.4%	1.2%	0.9%	0.7%
% of FP17s Relating to Continuations	30	2,452	1.2%	1.0%	1.0%	0.8%
% of Patients satisfied with the dentistry they have received	2	2	N/A	95.6%	94.4%	93.5%
% of Patients satisfied with the time they had to wait for an appointment	2	2	N/A	87.9%	88.1%	87.4%

\* This is based on patients treated on this contract for their most recent course of treatment. Figures in italics indicate the base number of FP17s or Patient Questionnaire responses are less than 100. N/A is shown where the base number of responses is less than 10 during the period. % is calculated as Quantity/Base number\*100

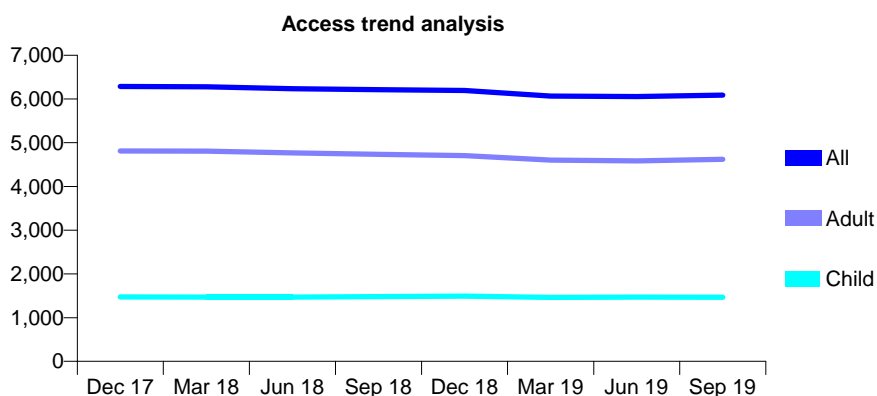
## Q51 - Vital Signs At a Glance Contract Report for 102334/0001 - September 2019

Name or company name	TSJ Smile Limited t/a Royston Dental Pract
Contract type name	GDS Contract
Purpose of contract	General
Contract start date	01/11/2010
Contract end date	

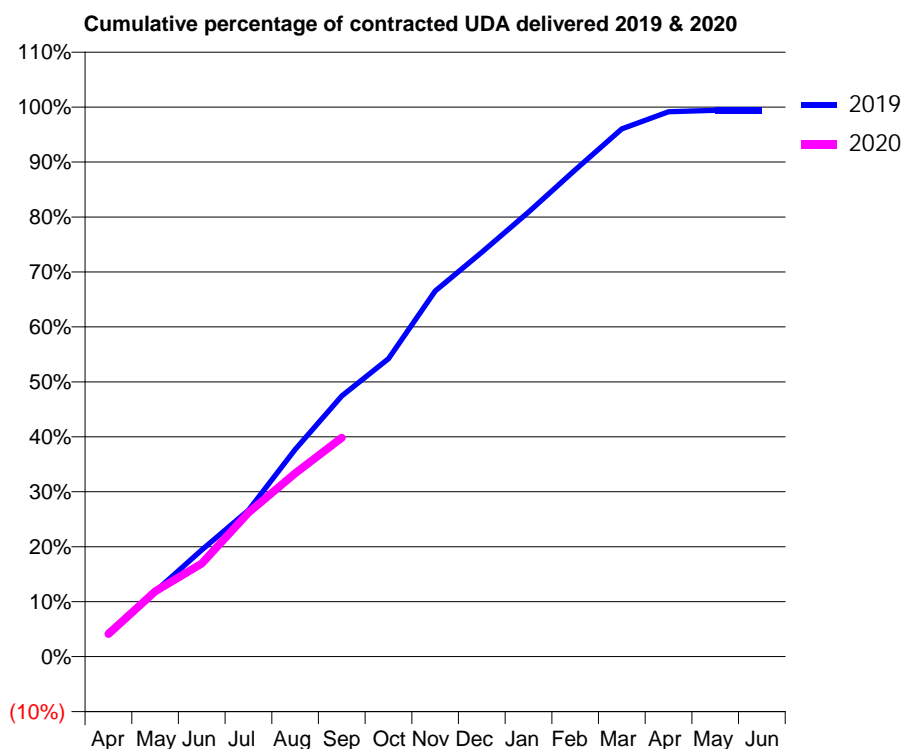
19/20 Contracted general activity (UDA)	17,639
Carry forward general activity (UDA)	106
19/20 Contracted orthodontic activity (UOA)	0
Carry forward orthodontic activity (UOA)	0
Baseline contract value	£513,415.86

### ACCESS\*

Patients seen in 24 months	Total	Change since previous quarter
Quarter ending September 2018	6,215	
Quarter ending December 2018	6,197	→
Quarter ending March 2019	6,064	↓
Quarter ending June 2019	6,055	→
Quarter ending September 2019	6,089	→
<b>Variance since September 2018</b>	<b>(2.0%)</b>	<b>↓</b>



### ACTIVITY



Month	Adjusted Scheduled Activity (UDA)	
	2019	2020
April	777	728
May	2,086	2,095
June	3,423	2,987
July	4,699	4,621
August	6,650	5,885
September	8,368	7,028
October	9,564	
November	11,736	
December	12,976	
January	14,268	
February	15,620	
March	16,941	
April	17,487	
May	17,533	
June	17,533	

### QUALITY

	Quantity	Base Number	Contract	AT	Region	England
% of FP17s for the same patient ID Re-attending within 3 months - Children	57	1,057	5.4%	9.3%	12.1%	11.5%
% of FP17s for the same patient ID Re-attending within 3 months - Adults	383	2,901	13.2%	13.4%	15.6%	15.4%
% of FP17s for the same patient ID Re-attending between 3 & 9 months - Children	678	1,057	64.1%	62.4%	61.2%	59.7%
% of FP17s for the same patient ID Re-attending between 3 & 9 months - Adults	1,344	2,901	46.3%	55.9%	54.3%	51.7%
% of FP17s for Band 1 Urgent Courses	359	3,625	9.9%	7.9%	9.1%	9.2%
% of FP17s Relating to Free Repair or Replacements	52	3,625	1.4%	1.2%	0.9%	0.7%
% of FP17s Relating to Continuations	76	3,625	2.1%	1.0%	1.0%	0.8%
% of Patients satisfied with the dentistry they have received	1	1	N/A	95.6%	94.4%	93.5%
% of Patients satisfied with the time they had to wait for an appointment	0	1	N/A	87.9%	88.1%	87.4%

\* This is based on patients treated on this contract for their most recent course of treatment. Figures in italics indicate the base number of FP17s or Patient Questionnaire responses are less than 100. N/A is shown where the base number of responses is less than 10 during the period. % is calculated as Quantity/Base number\*100

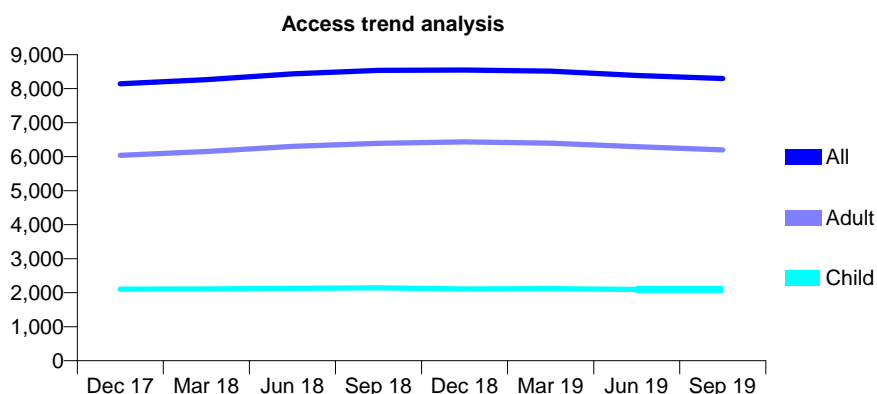
## Q51 - Vital Signs At a Glance Contract Report for 104221/0001 - September 2019

Name or company name	Hoyland Family Dental Centre
Contract type name	GDS Contract
Purpose of contract	General
Contract start date	01/01/2009
Contract end date	

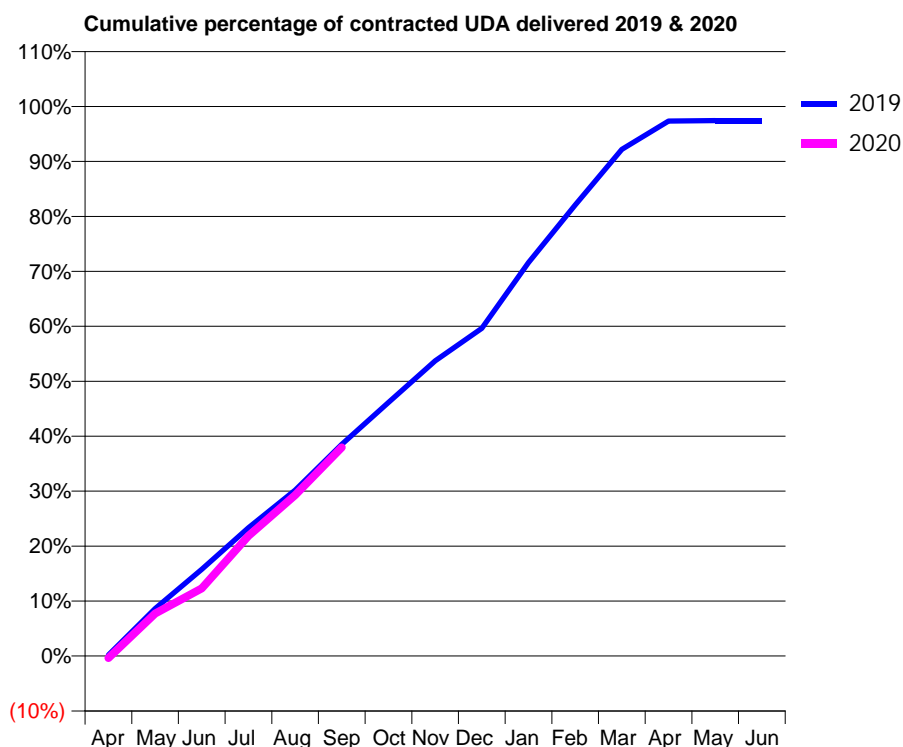
19/20 Contracted general activity (UDA)	24,001
Carry forward general activity (UDA)	618
19/20 Contracted orthodontic activity (UOA)	0
Carry forward orthodontic activity (UOA)	0
Baseline contract value	£688,758.68

### ACCESS\*

Patients seen in 24 months	Total	Change since previous quarter
Quarter ending September 2018	8,539	
Quarter ending December 2018	8,548	→
Quarter ending March 2019	8,516	→
Quarter ending June 2019	8,389	↓
Quarter ending September 2019	8,301	↓
<b>Variance since September 2018</b>	<b>(2.8%)</b>	<b>↓</b>



### ACTIVITY



Month	Adjusted Scheduled Activity (UDA)	
	2019	2020
April	41	-92
May	2,073	1,856
June	3,787	2,958
July	5,599	5,245
August	7,240	7,025
September	9,243	9,113
October	11,076	
November	12,895	
December	14,312	
January	17,185	
February	19,698	
March	22,123	
April	23,362	
May	23,381	
June	23,383	

### QUALITY

	Quantity	Base Number	Contract	AT	Region	England
% of FP17s for the same patient ID Re-attending within 3 months - Children	81	1,603	5.1%	9.3%	12.1%	11.5%
% of FP17s for the same patient ID Re-attending within 3 months - Adults	269	3,780	7.1%	13.4%	15.6%	15.4%
% of FP17s for the same patient ID Re-attending between 3 & 9 months - Children	1,097	1,603	68.4%	62.4%	61.2%	59.7%
% of FP17s for the same patient ID Re-attending between 3 & 9 months - Adults	2,382	3,780	63.0%	55.9%	54.3%	51.7%
% of FP17s for Band 1 Urgent Courses	133	4,697	2.8%	7.9%	9.1%	9.2%
% of FP17s Relating to Free Repair or Replacements	82	4,697	1.7%	1.2%	0.9%	0.7%
% of FP17s Relating to Continuations	47	4,697	1.0%	1.0%	1.0%	0.8%
% of Patients satisfied with the dentistry they have received	7	10	70.0%	95.6%	94.4%	93.5%
% of Patients satisfied with the time they had to wait for an appointment	9	10	90.0%	87.9%	88.1%	87.4%

\* This is based on patients treated on this contract for their most recent course of treatment. Figures in italics indicate the base number of FP17s or Patient Questionnaire responses are less than 100. N/A is shown where the base number of responses is less than 10 during the period. % is calculated as Quantity/Base number\*100

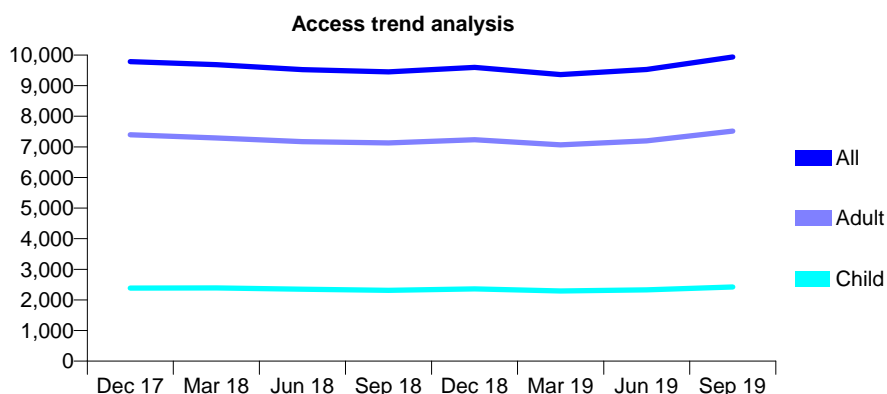
## Q51 - Vital Signs At a Glance Contract Report for 108022/0001 - September 2019

Name or company name	P B Robinson Doncaster Ltd
Contract type name	GDS Contract
Purpose of contract	General
Contract start date	01/10/2011
Contract end date	

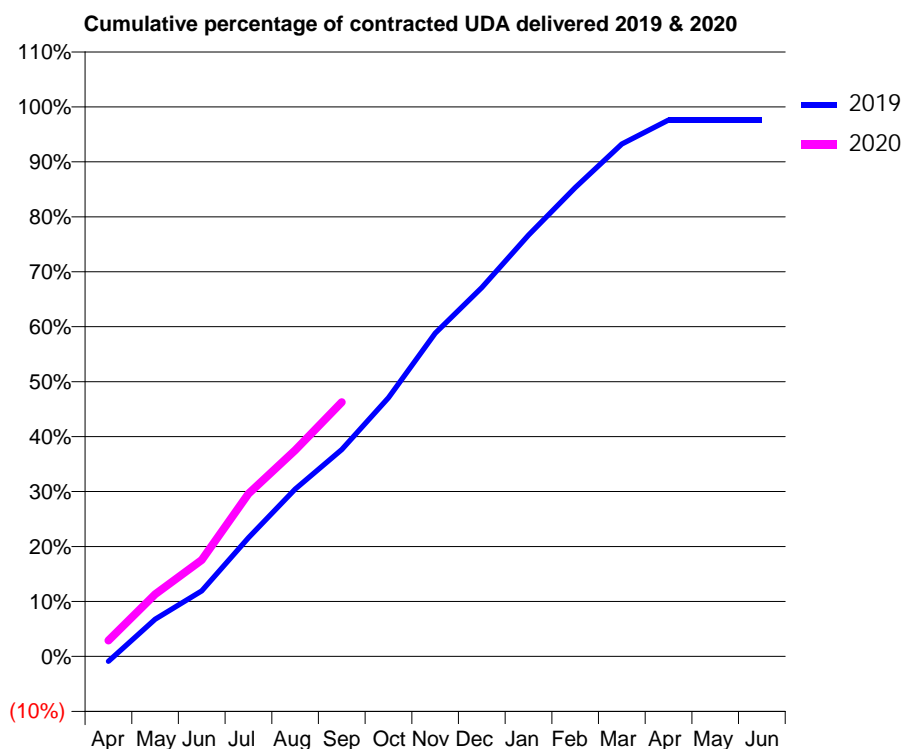
19/20 Contracted general activity (UDA)	28,644
Carry forward general activity (UDA)	684
19/20 Contracted orthodontic activity (UOA)	0
Carry forward orthodontic activity (UOA)	0
Baseline contract value	£839,008.12

### ACCESS\*

Patients seen in 24 months	Total	Change since previous quarter
Quarter ending September 2018	9,449	
Quarter ending December 2018	9,595	→
Quarter ending March 2019	9,361	↓
Quarter ending June 2019	9,527	→
Quarter ending September 2019	9,938	↑
<b>Variance since September 2018</b>	<b>5.2%</b>	<b>↑</b>



### ACTIVITY



Month	2019	2020
April	-261	834
May	1,945	3,244
June	3,414	5,030
July	6,181	8,479
August	8,718	10,753
September	10,783	13,251
October	13,481	
November	16,845	
December	19,223	
January	21,964	
February	24,439	
March	26,701	
April	27,963	
May	27,960	
June	27,960	

### QUALITY

	Quantity	Base Number	Contract	AT	Region	England
% of FP17s for the same patient ID Re-attending within 3 months - Children	196	1,945	10.1%	9.3%	12.1%	11.5%
% of FP17s for the same patient ID Re-attending within 3 months - Adults	697	5,513	12.6%	13.4%	15.6%	15.4%
% of FP17s for the same patient ID Re-attending between 3 & 9 months - Children	1,104	1,945	56.8%	62.4%	61.2%	59.7%
% of FP17s for the same patient ID Re-attending between 3 & 9 months - Adults	2,939	5,513	53.3%	55.9%	54.3%	51.7%
% of FP17s for Band 1 Urgent Courses	563	6,880	8.2%	7.9%	9.1%	9.2%
% of FP17s Relating to Free Repair or Replacements	102	6,880	1.5%	1.2%	0.9%	0.7%
% of FP17s Relating to Continuations	43	6,880	0.6%	1.0%	1.0%	0.8%
% of Patients satisfied with the dentistry they have received	1	1	N/A	95.6%	94.4%	93.5%
% of Patients satisfied with the time they had to wait for an appointment	1	1	N/A	87.9%	88.1%	87.4%

\* This is based on patients treated on this contract for their most recent course of treatment. Figures in italics indicate the base number of FP17s or Patient Questionnaire responses are less than 100. N/A is shown where the base number of responses is less than 10 during the period. % is calculated as Quantity/Base number\*100

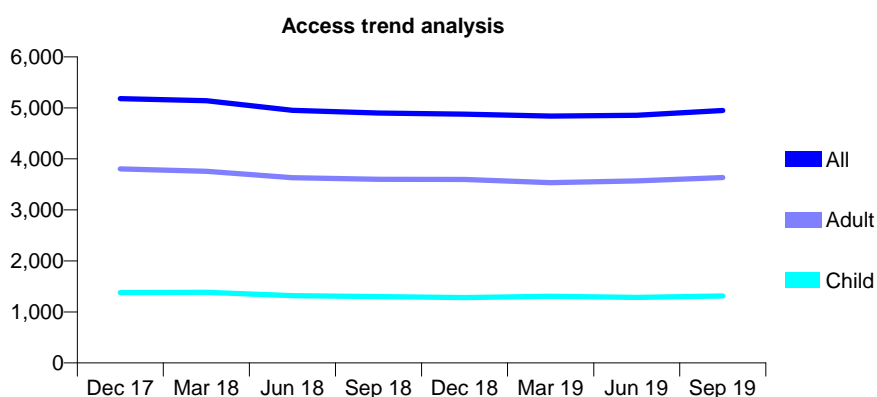
## Q51 - Vital Signs At a Glance Contract Report for 108022/0002 - September 2019

Name or company name	P B Robinson Doncaster Ltd
Contract type name	GDS Contract
Purpose of contract	General
Contract start date	01/10/2011
Contract end date	

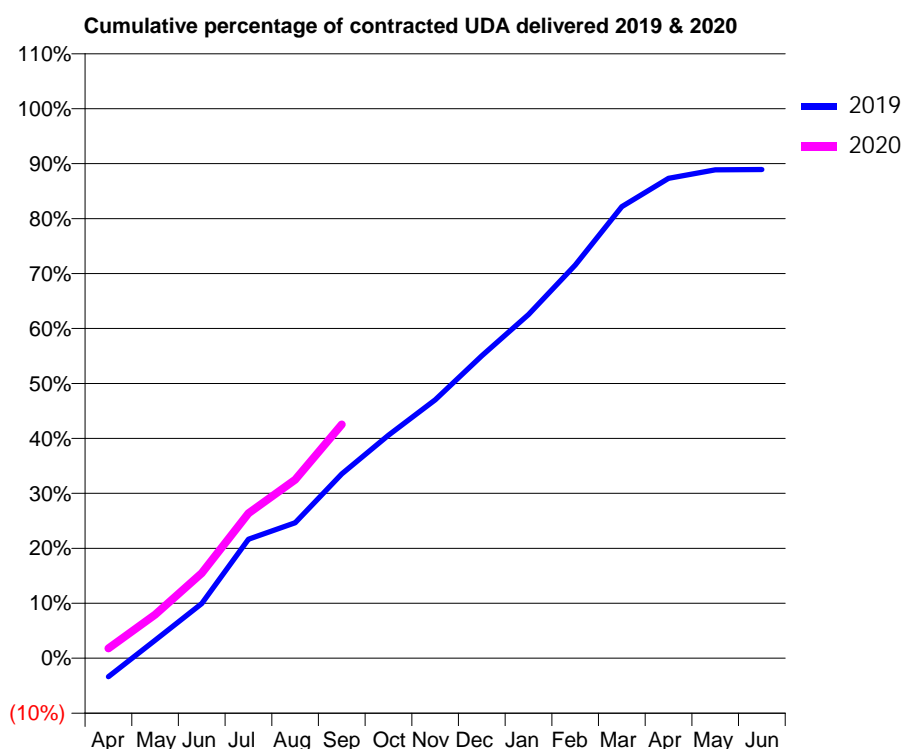
19/20 Contracted general activity (UDA)	14,348
Carry forward general activity (UDA)	0
19/20 Contracted orthodontic activity (UOA)	0
Carry forward orthodontic activity (UOA)	0
Baseline contract value	£420,325.56

### ACCESS\*

Patients seen in 24 months	Total	Change since previous quarter
Quarter ending September 2018	4,899	
Quarter ending December 2018	4,878	→
Quarter ending March 2019	4,840	→
Quarter ending June 2019	4,854	→
Quarter ending September 2019	4,951	→
<b>Variance since September 2018</b>	<b>1.1%</b>	<b>→</b>



### ACTIVITY



Month	2019	2020
April	-486	255
May	473	1,139
June	1,429	2,222
July	3,108	3,782
August	3,536	4,659
September	4,815	6,102
October	5,823	
November	6,747	
December	7,894	
January	8,973	
February	10,263	
March	11,792	
April	12,531	
May	12,751	
June	12,759	

### QUALITY

	Quantity	Base Number	Contract	AT	Region	England
% of FP17s for the same patient ID Re-attending within 3 months - Children	63	906	7.0%	9.3%	12.1%	11.5%
% of FP17s for the same patient ID Re-attending within 3 months - Adults	254	2,471	10.3%	13.4%	15.6%	15.4%
% of FP17s for the same patient ID Re-attending between 3 & 9 months - Children	459	906	50.7%	62.4%	61.2%	59.7%
% of FP17s for the same patient ID Re-attending between 3 & 9 months - Adults	1,117	2,471	45.2%	55.9%	54.3%	51.7%
% of FP17s for Band 1 Urgent Courses	275	3,037	9.1%	7.9%	9.1%	9.2%
% of FP17s Relating to Free Repair or Replacements	8	3,037	0.3%	1.2%	0.9%	0.7%
% of FP17s Relating to Continuations	17	3,037	0.6%	1.0%	1.0%	0.8%
% of Patients satisfied with the dentistry they have received	0	0	N/A	95.6%	94.4%	93.5%
% of Patients satisfied with the time they had to wait for an appointment	0	0	N/A	87.9%	88.1%	87.4%

\* This is based on patients treated on this contract for their most recent course of treatment.

Figures in italics indicate the base number of FP17s or Patient Questionnaire responses are less than 100. N/A is shown where the base number of responses is less than 10 during the period. % is calculated as Quantity/Base number\*100



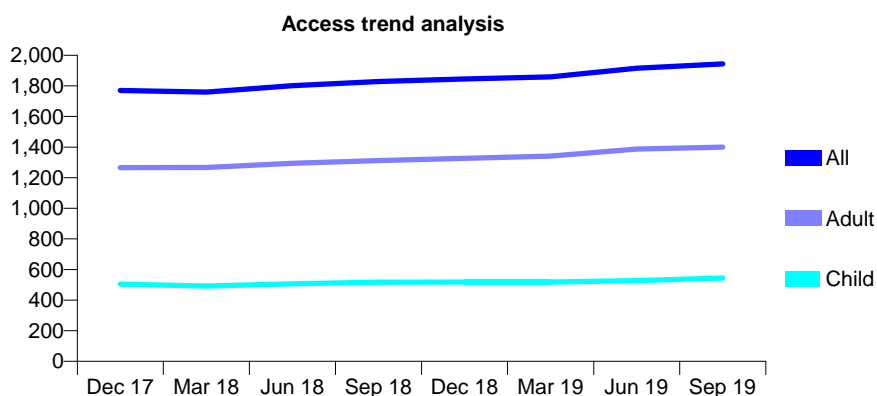
## Q51 - Vital Signs At a Glance Contract Report for 108022/0003 - September 2019

Name or company name	P B Robinson Doncaster Ltd
Contract type name	GDS Contract
Purpose of contract	General
Contract start date	01/10/2011
Contract end date	

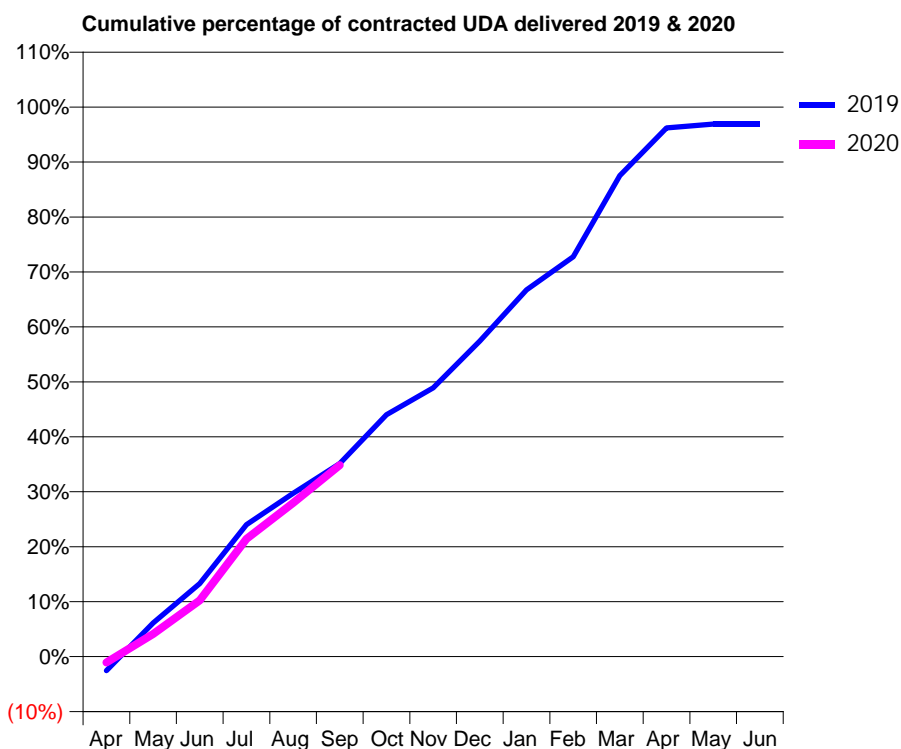
19/20 Contracted general activity (UDA)	4,696
Carry forward general activity (UDA)	145
19/20 Contracted orthodontic activity (UOA)	0
Carry forward orthodontic activity (UOA)	0
Baseline contract value	£137,548.79

### ACCESS\*

Patients seen in 24 months	Total	Change since previous quarter
Quarter ending September 2018	1,829	
Quarter ending December 2018	1,845	→
Quarter ending March 2019	1,859	→
Quarter ending June 2019	1,915	↑
Quarter ending September 2019	1,944	→
<b>Variance since September 2018</b>	<b>6.3%</b>	<b>↑</b>



### ACTIVITY



Month	Adjusted Scheduled Activity (UDA)	
	2019	2020
April	-120	-51
May	288	194
June	624	481
July	1,128	1,006
August	1,395	1,313
September	1,651	1,636
October	2,068	
November	2,297	
December	2,697	
January	3,134	
February	3,417	
March	4,110	
April	4,518	
May	4,551	
June	4,551	

### QUALITY

	Quantity	Base Number	Contract	AT	Region	England
% of FP17s for the same patient ID Re-attending within 3 months - Children	30	330	9.1%	9.3%	12.1%	11.5%
% of FP17s for the same patient ID Re-attending within 3 months - Adults	94	862	10.9%	13.4%	15.6%	15.4%
% of FP17s for the same patient ID Re-attending between 3 & 9 months - Children	145	330	43.9%	62.4%	61.2%	59.7%
% of FP17s for the same patient ID Re-attending between 3 & 9 months - Adults	461	862	53.5%	55.9%	54.3%	51.7%
% of FP17s for Band 1 Urgent Courses	77	1,015	7.6%	7.9%	9.1%	9.2%
% of FP17s Relating to Free Repair or Replacements	8	1,015	0.8%	1.2%	0.9%	0.7%
% of FP17s Relating to Continuations	11	1,015	1.1%	1.0%	1.0%	0.8%
% of Patients satisfied with the dentistry they have received	0	0	N/A	95.6%	94.4%	93.5%
% of Patients satisfied with the time they had to wait for an appointment	0	0	N/A	87.9%	88.1%	87.4%

\* This is based on patients treated on this contract for their most recent course of treatment. Figures in italics indicate the base number of FP17s or Patient Questionnaire responses are less than 100. N/A is shown where the base number of responses is less than 10 during the period. % is calculated as Quantity/Base number\*100

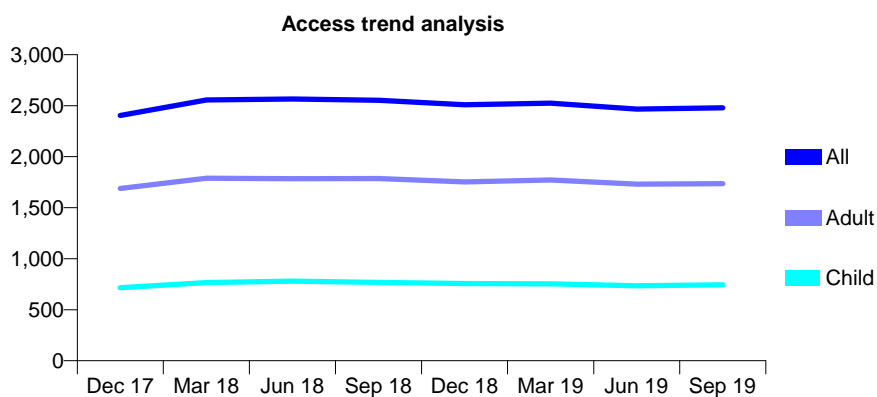
## Q51 - Vital Signs At a Glance Contract Report for 108022/0004 - September 2019

Name or company name	P B Robinson Doncaster Ltd
Contract type name	GDS Contract
Purpose of contract	General
Contract start date	01/10/2011
Contract end date	

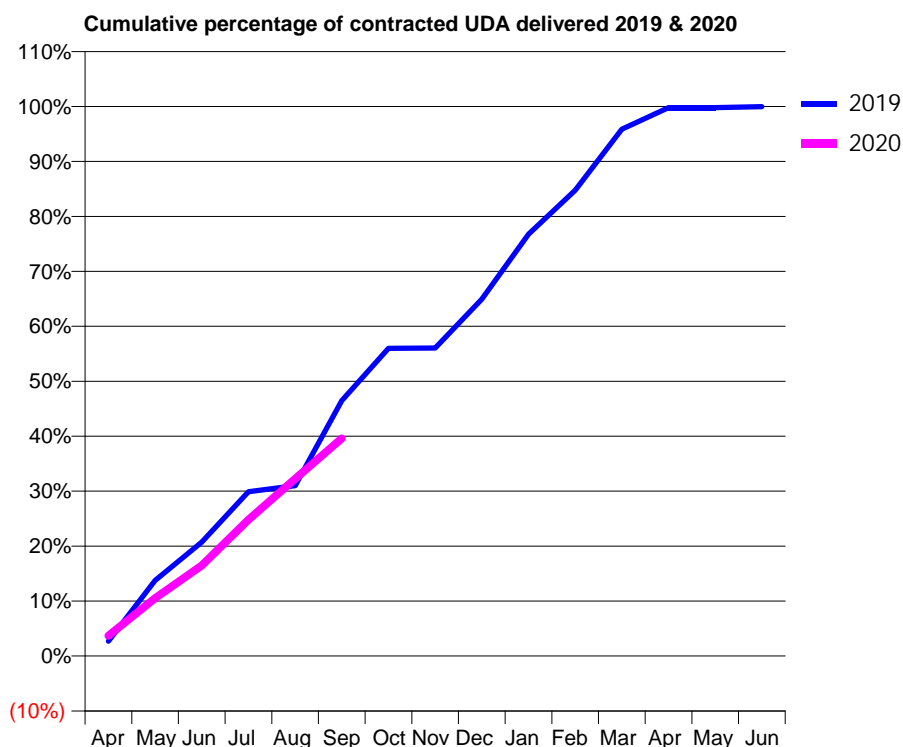
19/20 Contracted general activity (UDA)	6,618
Carry forward general activity (UDA)	2
19/20 Contracted orthodontic activity (UOA)	0
Carry forward orthodontic activity (UOA)	0
Baseline contract value	£193,847.08

### ACCESS\*

Patients seen in 24 months	Total	Change since previous quarter
Quarter ending September 2018	2,554	
Quarter ending December 2018	2,509	↓
Quarter ending March 2019	2,525	→
Quarter ending June 2019	2,466	↓
Quarter ending September 2019	2,479	→
<b>Variance since September 2018</b>	<b>(2.9%)</b>	<b>↓</b>



### ACTIVITY



Month	Adjusted Scheduled Activity (UDA)	
	2019	2020
April	179	244
May	911	697
June	1,373	1,090
July	1,980	1,640
August	2,052	2,135
September	3,075	2,621
October	3,707	
November	3,709	
December	4,296	
January	5,079	
February	5,608	
March	6,344	
April	6,602	
May	6,604	
June	6,616	

### QUALITY

	Quantity	Base Number	Contract	AT	Region	England
% of FP17s for the same patient ID Re-attending within 3 months - Children	44	409	10.8%	9.3%	12.1%	11.5%
% of FP17s for the same patient ID Re-attending within 3 months - Adults	84	877	9.6%	13.4%	15.6%	15.4%
% of FP17s for the same patient ID Re-attending between 3 & 9 months - Children	169	409	41.3%	62.4%	61.2%	59.7%
% of FP17s for the same patient ID Re-attending between 3 & 9 months - Adults	398	877	45.4%	55.9%	54.3%	51.7%
% of FP17s for Band 1 Urgent Courses	78	1,199	6.5%	7.9%	9.1%	9.2%
% of FP17s Relating to Free Repair or Replacements	10	1,199	0.8%	1.2%	0.9%	0.7%
% of FP17s Relating to Continuations	5	1,199	0.4%	1.0%	1.0%	0.8%
% of Patients satisfied with the dentistry they have received	0	0	N/A	95.6%	94.4%	93.5%
% of Patients satisfied with the time they had to wait for an appointment	0	0	N/A	87.9%	88.1%	87.4%

\* This is based on patients treated on this contract for their most recent course of treatment. Figures in italics indicate the base number of FP17s or Patient Questionnaire responses are less than 100. N/A is shown where the base number of responses is less than 10 during the period. % is calculated as Quantity/Base number\*100

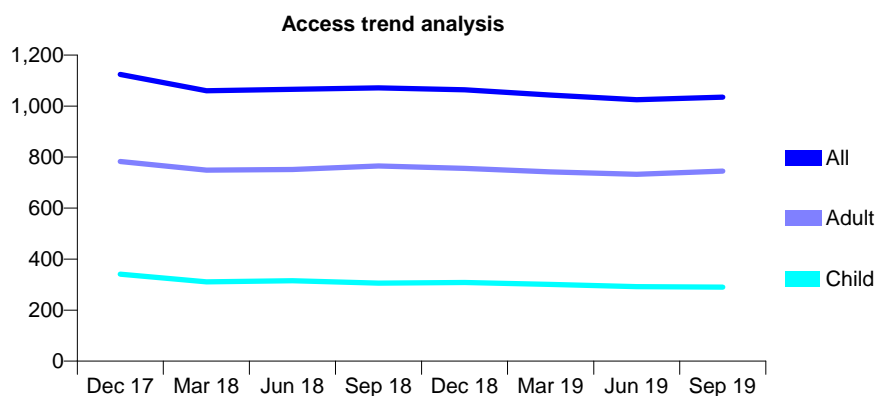
## Q51 - Vital Signs At a Glance Contract Report for 108022/0005 - September 2019

Name or company name	P B Robinson Doncaster Ltd
Contract type name	GDS Contract
Purpose of contract	General
Contract start date	01/11/2011
Contract end date	

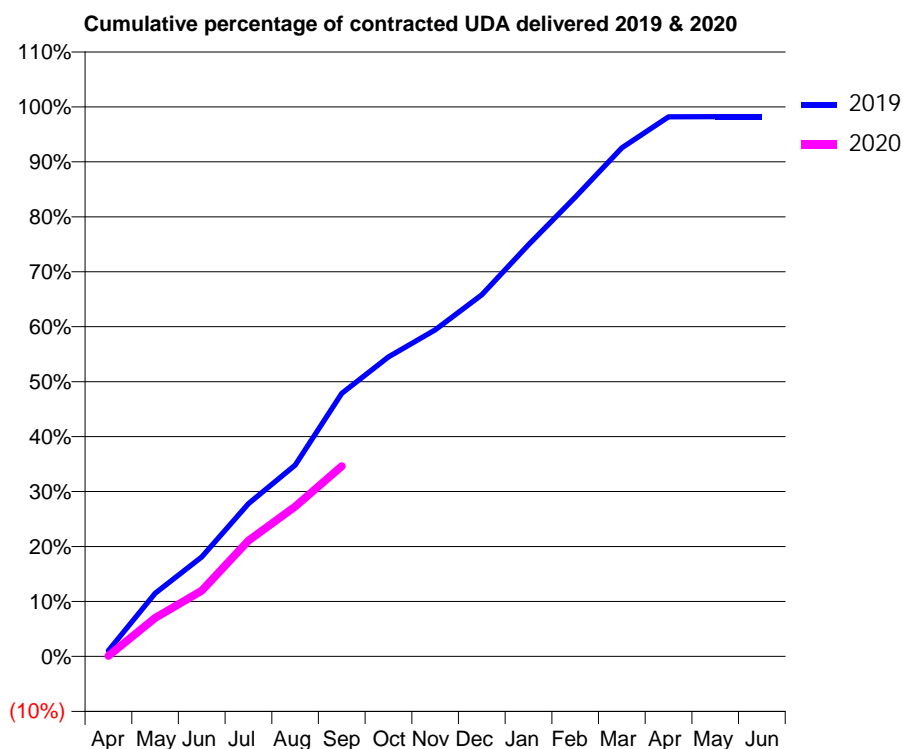
19/20 Contracted general activity (UDA)	3,346
Carry forward general activity (UDA)	59
19/20 Contracted orthodontic activity (UOA)	0
Carry forward orthodontic activity (UOA)	0
Baseline contract value	£89,742.97

### ACCESS\*

Patients seen in 24 months	Total	Change since previous quarter
Quarter ending September 2018	1,071	
Quarter ending December 2018	1,064	→
Quarter ending March 2019	1,043	↓
Quarter ending June 2019	1,025	↓
Quarter ending September 2019	1,035	→
<b>Variance since September 2018</b>	<b>(3.4%)</b>	<b>↓</b>



### ACTIVITY



Month	2019	2020
April	36	4
May	384	234
June	605	400
July	930	705
August	1,165	913
September	1,602	1,158
October	1,823	
November	1,988	
December	2,202	
January	2,507	
February	2,796	
March	3,097	
April	3,286	
May	3,287	
June	3,287	

### QUALITY

	Quantity	Base Number	Contract	AT	Region	England
% of FP17s for the same patient ID Re-attending within 3 months - Children	8	172	4.7%	9.3%	12.1%	11.5%
% of FP17s for the same patient ID Re-attending within 3 months - Adults	57	430	13.3%	13.4%	15.6%	15.4%
% of FP17s for the same patient ID Re-attending between 3 & 9 months - Children	93	172	54.1%	62.4%	61.2%	59.7%
% of FP17s for the same patient ID Re-attending between 3 & 9 months - Adults	190	430	44.2%	55.9%	54.3%	51.7%
% of FP17s for Band 1 Urgent Courses	36	553	6.5%	7.9%	9.1%	9.2%
% of FP17s Relating to Free Repair or Replacements	9	553	1.6%	1.2%	0.9%	0.7%
% of FP17s Relating to Continuations	8	553	1.4%	1.0%	1.0%	0.8%
% of Patients satisfied with the dentistry they have received	1	1	N/A	95.6%	94.4%	93.5%
% of Patients satisfied with the time they had to wait for an appointment	1	1	N/A	87.9%	88.1%	87.4%

\* This is based on patients treated on this contract for their most recent course of treatment. Figures in italics indicate the base number of FP17s or Patient Questionnaire responses are less than 100. N/A is shown where the base number of responses is less than 10 during the period. % is calculated as Quantity/Base number\*100

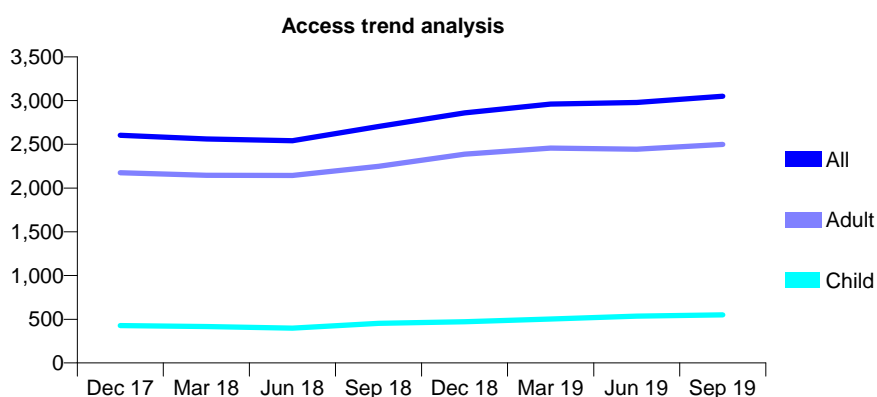
## Q51 - Vital Signs At a Glance Contract Report for 108022/0006 - September 2019

Name or company name	P B Robinson Doncaster Ltd
Contract type name	GDS Contract
Purpose of contract	General
Contract start date	01/11/2011
Contract end date	

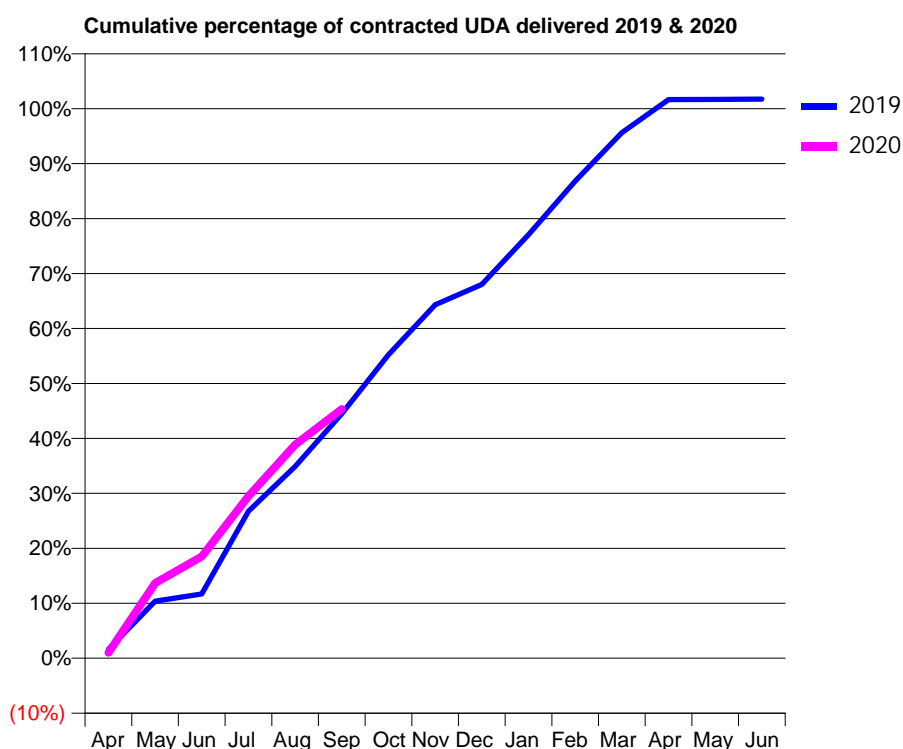
19/20 Contracted general activity (UDA)	8,800
Carry forward general activity (UDA)	0
19/20 Contracted orthodontic activity (UOA)	0
Carry forward orthodontic activity (UOA)	0
Baseline contract value	£257,731.22

### ACCESS\*

Patients seen in 24 months	Total	Change since previous quarter
Quarter ending September 2018	2,703	
Quarter ending December 2018	2,860	↑
Quarter ending March 2019	2,960	↑
Quarter ending June 2019	2,979	→
Quarter ending September 2019	3,049	↑
<b>Variance since September 2018</b>	<b>12.8%</b>	<b>↑</b>



### ACTIVITY



Adjusted Scheduled Activity (UDA)		
Month	2019	2020
April	142	88
May	915	1,204
June	1,030	1,628
July	2,354	2,596
August	3,071	3,419
September	3,916	3,991
October	4,862	
November	5,660	
December	5,985	
January	6,781	
February	7,642	
March	8,415	
April	8,944	
May	8,949	
June	8,952	

### QUALITY

	Quantity	Base Number	Contract	AT	Region	England
% of FP17s for the same patient ID Re-attending within 3 months - Children	25	341	7.3%	9.3%	12.1%	11.5%
% of FP17s for the same patient ID Re-attending within 3 months - Adults	135	1,468	9.2%	13.4%	15.6%	15.4%
% of FP17s for the same patient ID Re-attending between 3 & 9 months - Children	144	341	42.2%	62.4%	61.2%	59.7%
% of FP17s for the same patient ID Re-attending between 3 & 9 months - Adults	657	1,468	44.8%	55.9%	54.3%	51.7%
% of FP17s for Band 1 Urgent Courses	119	1,662	7.2%	7.9%	9.1%	9.2%
% of FP17s Relating to Free Repair or Replacements	3	1,662	0.2%	1.2%	0.9%	0.7%
% of FP17s Relating to Continuations	5	1,662	0.3%	1.0%	1.0%	0.8%
% of Patients satisfied with the dentistry they have received	4	4	N/A	95.6%	94.4%	93.5%
% of Patients satisfied with the time they had to wait for an appointment	4	4	N/A	87.9%	88.1%	87.4%

\* This is based on patients treated on this contract for their most recent course of treatment.

Figures in italics indicate the base number of FP17s or Patient Questionnaire responses are less than 100. N/A is shown where the base number of responses is less than 10 during the period. % is calculated as Quantity/Base number\*100

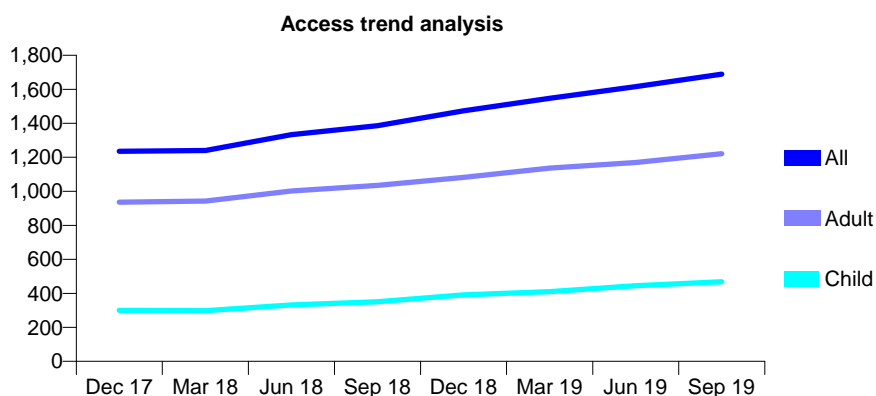
## Q51 - Vital Signs At a Glance Contract Report for 108022/0007 - September 2019

Name or company name	P B Robinson Doncaster Ltd
Contract type name	GDS Contract
Purpose of contract	General
Contract start date	01/02/2013
Contract end date	

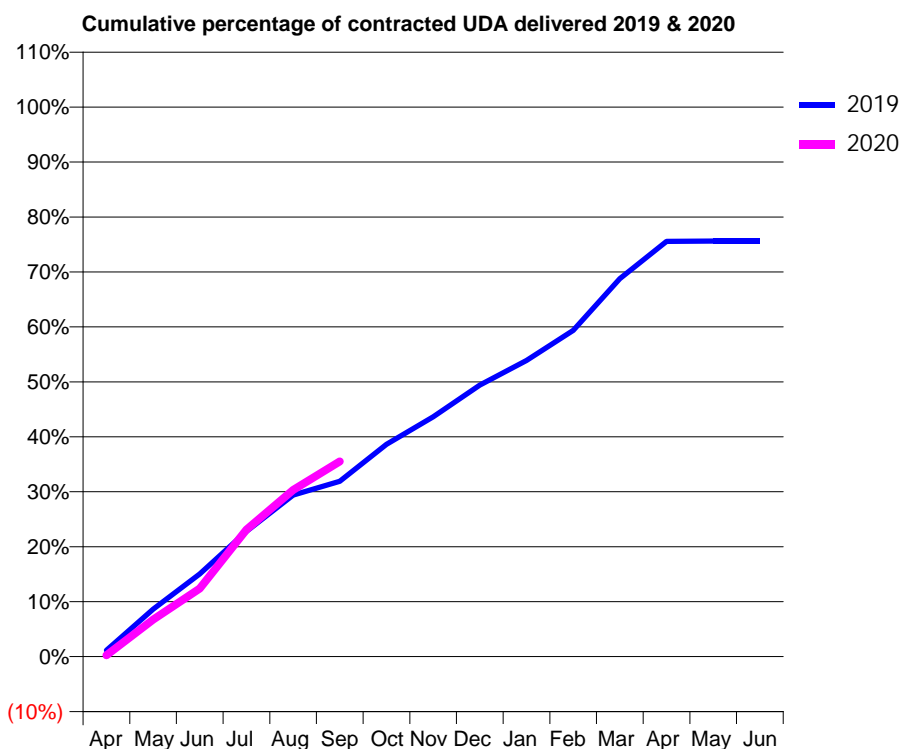
19/20 Contracted general activity (UDA)	5,120
Carry forward general activity (UDA)	0
19/20 Contracted orthodontic activity (UOA)	0
Carry forward orthodontic activity (UOA)	0
Baseline contract value	£167,086.13

### ACCESS\*

Patients seen in 24 months	Total	Change since previous quarter
Quarter ending September 2018	1,386	
Quarter ending December 2018	1,473	↑
Quarter ending March 2019	1,547	↑
Quarter ending June 2019	1,615	↑
Quarter ending September 2019	1,689	↑
<b>Variance since September 2018</b>	<b>21.9%</b>	<b>↑</b>



### ACTIVITY



Month	Adjusted Scheduled Activity (UDA)	
	2019	2020
April	59	13
May	443	346
June	771	635
July	1,168	1,183
August	1,505	1,553
September	1,633	1,818
October	1,978	
November	2,235	
December	2,530	
January	2,759	
February	3,039	
March	3,522	
April	3,869	
May	3,871	
June	3,871	

### QUALITY

	Quantity	Base Number	Contract	AT	Region	England
% of FP17s for the same patient ID Re-attending within 3 months - Children	49	378	13.0%	9.3%	12.1%	11.5%
% of FP17s for the same patient ID Re-attending within 3 months - Adults	96	791	12.1%	13.4%	15.6%	15.4%
% of FP17s for the same patient ID Re-attending between 3 & 9 months - Children	151	378	39.9%	62.4%	61.2%	59.7%
% of FP17s for the same patient ID Re-attending between 3 & 9 months - Adults	307	791	38.8%	55.9%	54.3%	51.7%
% of FP17s for Band 1 Urgent Courses	76	1,022	7.4%	7.9%	9.1%	9.2%
% of FP17s Relating to Free Repair or Replacements	1	1,022	0.1%	1.2%	0.9%	0.7%
% of FP17s Relating to Continuations	7	1,022	0.7%	1.0%	1.0%	0.8%
% of Patients satisfied with the dentistry they have received	1	1	N/A	95.6%	94.4%	93.5%
% of Patients satisfied with the time they had to wait for an appointment	1	1	N/A	87.9%	88.1%	87.4%

\* This is based on patients treated on this contract for their most recent course of treatment. Figures in italics indicate the base number of FP17s or Patient Questionnaire responses are less than 100. N/A is shown where the base number of responses is less than 10 during the period. % is calculated as Quantity/Base number\*100

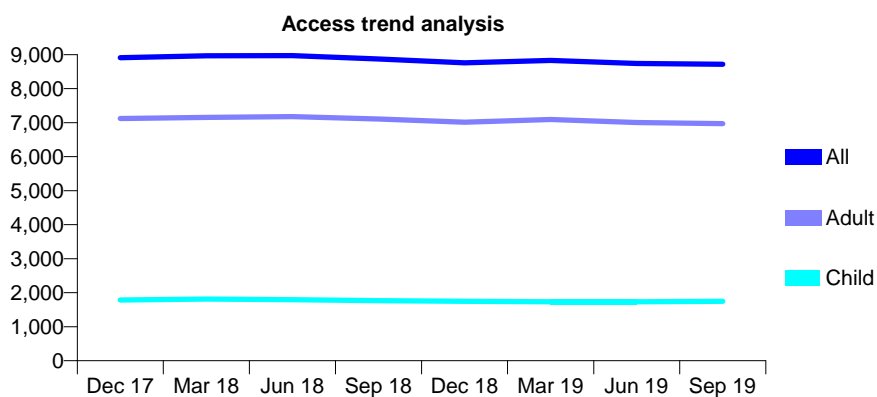
## Q51 - Vital Signs At a Glance Contract Report for 109134/0001 - September 2019

Name or company name	Number 9 Dental Care Ltd
Contract type name	GDS Contract
Purpose of contract	General
Contract start date	01/06/2014
Contract end date	

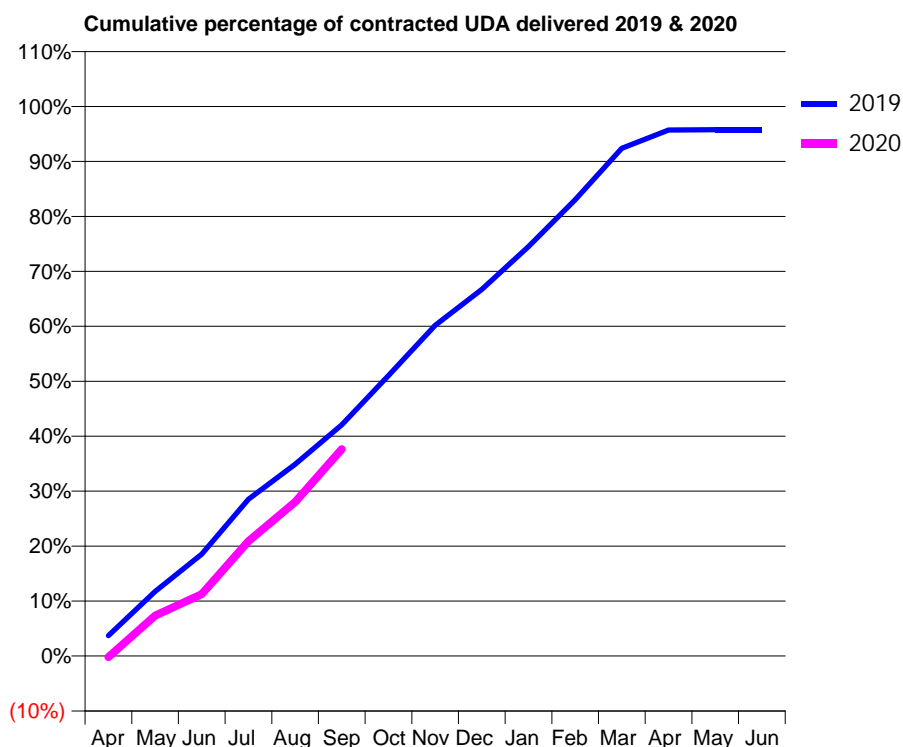
19/20 Contracted general activity (UDA)	27,894
Carry forward general activity (UDA)	1,180
19/20 Contracted orthodontic activity (UOA)	0
Carry forward orthodontic activity (UOA)	0
Baseline contract value	£808,096.28

### ACCESS\*

Patients seen in 24 months	Total	Change since previous quarter
Quarter ending September 2018	8,873	
Quarter ending December 2018	8,760	↓
Quarter ending March 2019	8,829	→
Quarter ending June 2019	8,742	→
Quarter ending September 2019	8,719	→
<b>Variance since September 2018</b>	<b>(1.7%)</b>	<b>↓</b>



### ACTIVITY



Month	Adjusted Scheduled Activity (UDA)	
	2019	2020
April	1,038	-56
May	3,277	2,052
June	5,176	3,140
July	7,955	5,835
August	9,735	7,823
September	11,736	10,499
October	14,239	
November	16,786	
December	18,603	
January	20,787	
February	23,160	
March	25,774	
April	26,701	
May	26,714	
June	26,714	

### QUALITY

	Quantity	Base Number	Contract	AT	Region	England
% of FP17s for the same patient ID Re-attending within 3 months - Children	109	1,516	7.2%	9.3%	12.1%	11.5%
% of FP17s for the same patient ID Re-attending within 3 months - Adults	750	5,687	13.2%	13.4%	15.6%	15.4%
% of FP17s for the same patient ID Re-attending between 3 & 9 months - Children	994	1,516	65.6%	62.4%	61.2%	59.7%
% of FP17s for the same patient ID Re-attending between 3 & 9 months - Adults	3,749	5,687	65.9%	55.9%	54.3%	51.7%
% of FP17s for Band 1 Urgent Courses	460	6,753	6.8%	7.9%	9.1%	9.2%
% of FP17s Relating to Free Repair or Replacements	86	6,753	1.3%	1.2%	0.9%	0.7%
% of FP17s Relating to Continuations	46	6,753	0.7%	1.0%	1.0%	0.8%
% of Patients satisfied with the dentistry they have received	1	1	N/A	95.6%	94.4%	93.5%
% of Patients satisfied with the time they had to wait for an appointment	1	1	N/A	87.9%	88.1%	87.4%

\* This is based on patients treated on this contract for their most recent course of treatment. Figures in italics indicate the base number of FP17s or Patient Questionnaire responses are less than 100. N/A is shown where the base number of responses is less than 10 during the period. % is calculated as Quantity/Base number\*100

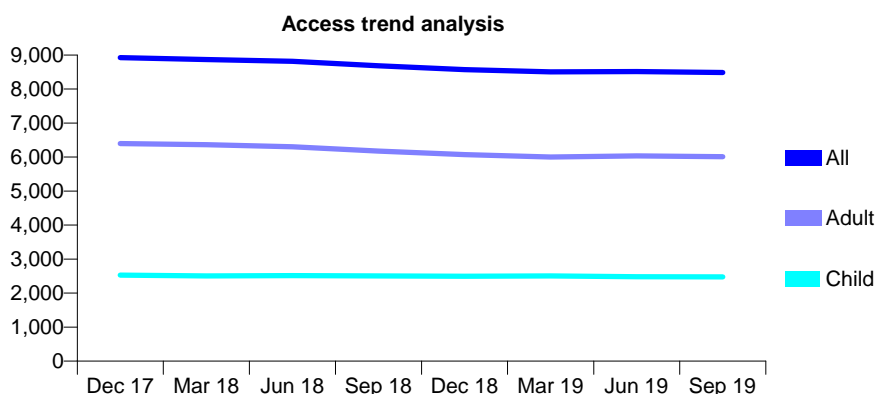
## Q51 - Vital Signs At a Glance Contract Report for 109630/0001 - September 2019

Name or company name	TSJ Smile Limited
Contract type name	GDS Contract
Purpose of contract	General
Contract start date	01/04/2012
Contract end date	

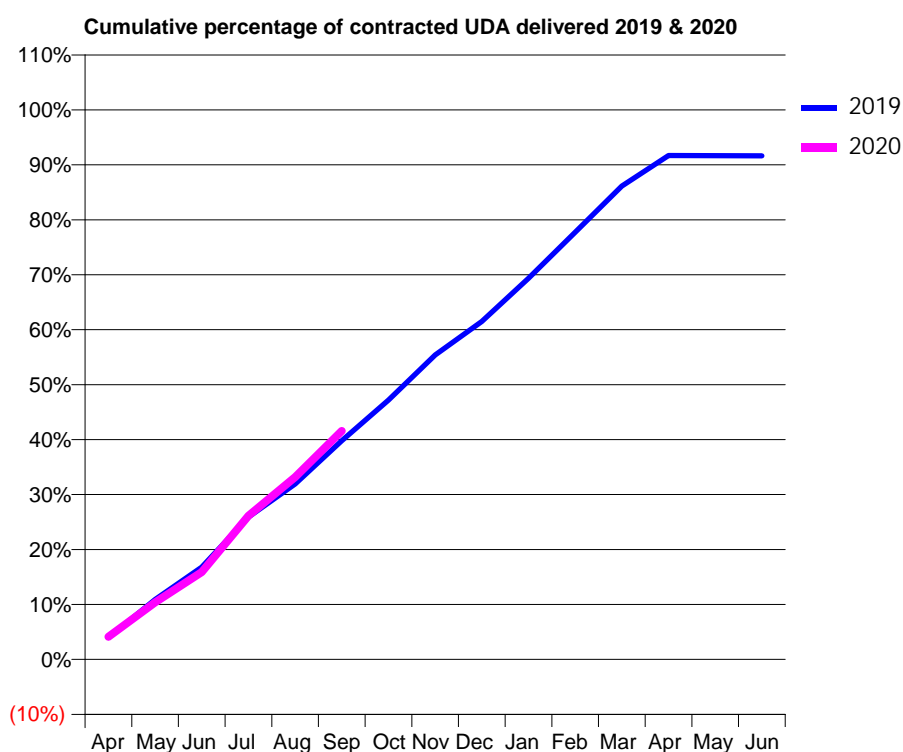
19/20 Contracted general activity (UDA)	25,537
Carry forward general activity (UDA)	0
19/20 Contracted orthodontic activity (UOA)	0
Carry forward orthodontic activity (UOA)	0
Baseline contract value	£743,250.33

### ACCESS\*

Patients seen in 24 months	Total	Change since previous quarter
Quarter ending September 2018	8,686	
Quarter ending December 2018	8,571	↓
Quarter ending March 2019	8,505	→
Quarter ending June 2019	8,517	→
Quarter ending September 2019	8,487	→
<b>Variance since September 2018</b>	<b>(2.3%)</b>	<b>↓</b>



### ACTIVITY



Month	2019	2020
April	1,018	1,058
May	2,788	2,652
June	4,292	4,058
July	6,618	6,674
August	8,161	8,473
September	10,164	10,621
October	12,053	
November	14,152	
December	15,700	
January	17,712	
February	19,850	
March	21,995	
April	23,413	
May	23,411	
June	23,406	

### QUALITY

	Quantity	Base Number	Contract	AT	Region	England
% of FP17s for the same patient ID Re-attending within 3 months - Children	164	1,851	8.9%	9.3%	12.1%	11.5%
% of FP17s for the same patient ID Re-attending within 3 months - Adults	730	4,369	16.7%	13.4%	15.6%	15.4%
% of FP17s for the same patient ID Re-attending between 3 & 9 months - Children	1,155	1,851	62.4%	62.4%	61.2%	59.7%
% of FP17s for the same patient ID Re-attending between 3 & 9 months - Adults	2,319	4,369	53.1%	55.9%	54.3%	51.7%
% of FP17s for Band 1 Urgent Courses	678	5,660	12.0%	7.9%	9.1%	9.2%
% of FP17s Relating to Free Repair or Replacements	73	5,660	1.3%	1.2%	0.9%	0.7%
% of FP17s Relating to Continuations	74	5,660	1.3%	1.0%	1.0%	0.8%
% of Patients satisfied with the dentistry they have received	2	2	N/A	95.6%	94.4%	93.5%
% of Patients satisfied with the time they had to wait for an appointment	1	2	N/A	87.9%	88.1%	87.4%

\* This is based on patients treated on this contract for their most recent course of treatment. Figures in italics indicate the base number of FP17s or Patient Questionnaire responses are less than 100. N/A is shown where the base number of responses is less than 10 during the period. % is calculated as Quantity/Base number\*100

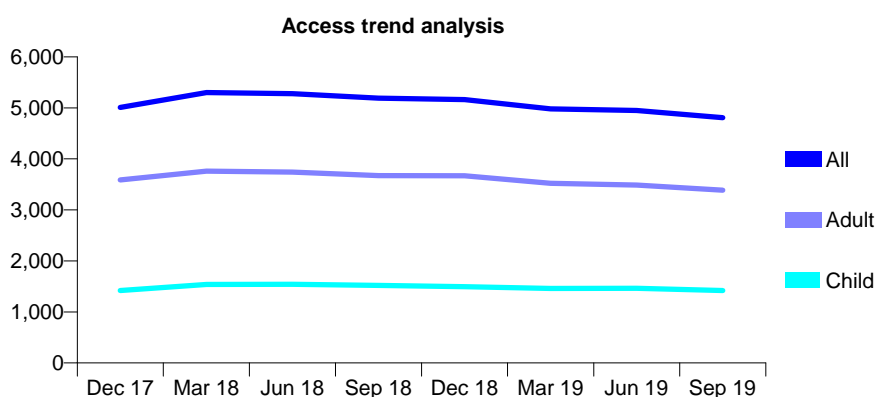
## Q51 - Vital Signs At a Glance Contract Report for 109630/0002 - September 2019

Name or company name	TSJ Smile Limited
Contract type name	GDS Contract
Purpose of contract	General
Contract start date	01/04/2012
Contract end date	

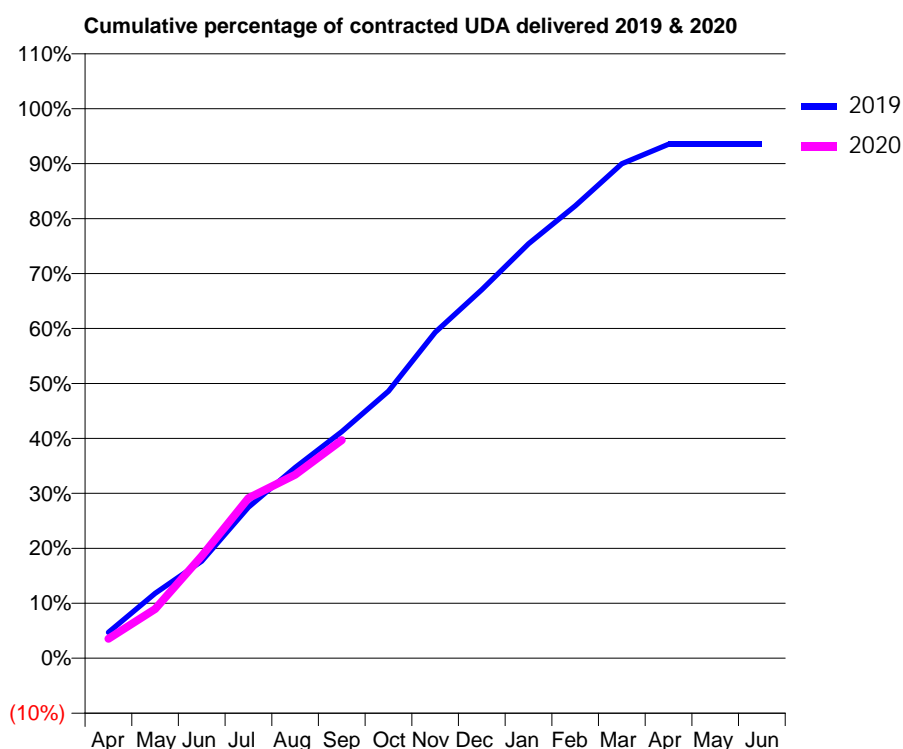
19/20 Contracted general activity (UDA)	15,000
Carry forward general activity (UDA)	0
19/20 Contracted orthodontic activity (UOA)	0
Carry forward orthodontic activity (UOA)	0
Baseline contract value	£430,456.25

### ACCESS\*

Patients seen in 24 months	Total	Change since previous quarter
Quarter ending September 2018	5,192	
Quarter ending December 2018	5,162	→
Quarter ending March 2019	4,981	↓
Quarter ending June 2019	4,948	→
Quarter ending September 2019	4,807	↓
<b>Variance since September 2018</b>	<b>(7.4%)</b>	<b>↓</b>



### ACTIVITY



Month	2019	2020
April	708	530
May	1,773	1,345
June	2,652	2,790
July	4,124	4,370
August	5,203	5,010
September	6,184	5,952
October	7,288	
November	8,895	
December	10,058	
January	11,313	
February	12,344	
March	13,497	
April	14,028	
May	14,028	
June	14,031	

### QUALITY

	Quantity	Base Number	Contract	AT	Region	England
% of FP17s for the same patient ID Re-attending within 3 months - Children	49	964	5.1%	9.3%	12.1%	11.5%
% of FP17s for the same patient ID Re-attending within 3 months - Adults	345	2,325	14.8%	13.4%	15.6%	15.4%
% of FP17s for the same patient ID Re-attending between 3 & 9 months - Children	631	964	65.5%	62.4%	61.2%	59.7%
% of FP17s for the same patient ID Re-attending between 3 & 9 months - Adults	1,357	2,325	58.4%	55.9%	54.3%	51.7%
% of FP17s for Band 1 Urgent Courses	251	3,065	8.2%	7.9%	9.1%	9.2%
% of FP17s Relating to Free Repair or Replacements	60	3,065	2.0%	1.2%	0.9%	0.7%
% of FP17s Relating to Continuations	28	3,065	0.9%	1.0%	1.0%	0.8%
% of Patients satisfied with the dentistry they have received	1	1	N/A	95.6%	94.4%	93.5%
% of Patients satisfied with the time they had to wait for an appointment	1	1	N/A	87.9%	88.1%	87.4%

\* This is based on patients treated on this contract for their most recent course of treatment. Figures in italics indicate the base number of FP17s or Patient Questionnaire responses are less than 100. N/A is shown where the base number of responses is less than 10 during the period. % is calculated as Quantity/Base number\*100



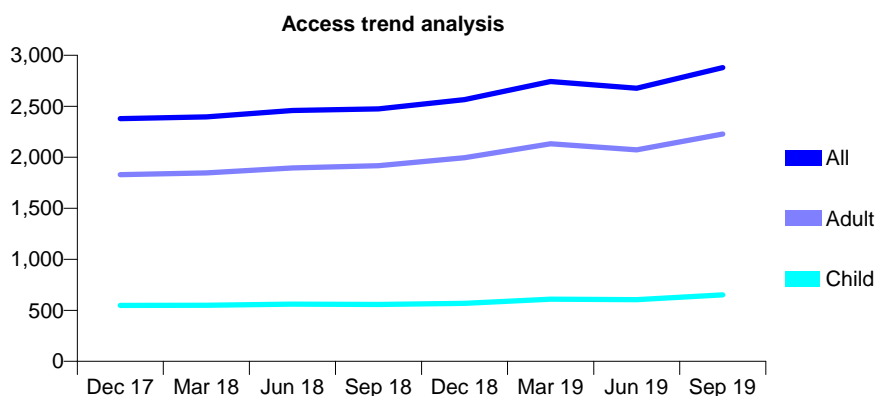
## Q51 - Vital Signs At a Glance Contract Report for 109630/0006 - September 2019

Name or company name	TSJ Smile Limited
Contract type name	GDS Contract
Purpose of contract	General
Contract start date	01/12/2012
Contract end date	

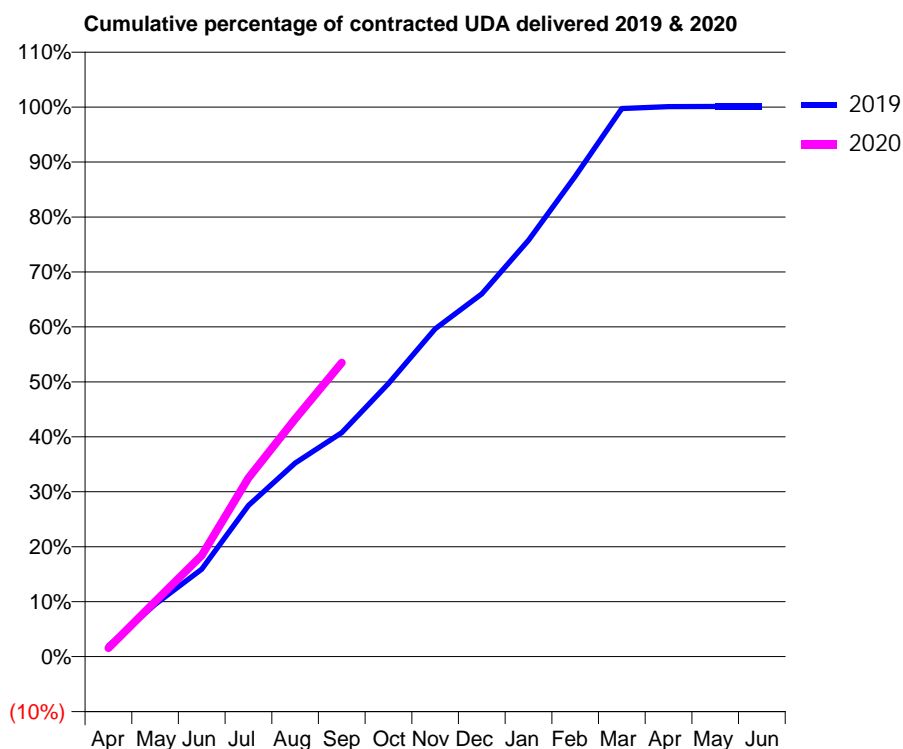
19/20 Contracted general activity (UDA)	7,500
Carry forward general activity (UDA)	-8
19/20 Contracted orthodontic activity (UOA)	0
Carry forward orthodontic activity (UOA)	0
Baseline contract value	£215,228.11

### ACCESS\*

Patients seen in 24 months	Total	Change since previous quarter
Quarter ending September 2018	2,475	
Quarter ending December 2018	2,565	↑
Quarter ending March 2019	2,743	↑
Quarter ending June 2019	2,677	↓
Quarter ending September 2019	2,879	↑
<b>Variance since September 2018</b>	<b>16.3%</b>	<b>↑</b>



### ACTIVITY



Month	Adjusted Scheduled Activity (UDA)	
	2019	2020
April	149	117
May	715	753
June	1,194	1,381
July	2,063	2,440
August	2,641	3,245
September	3,057	4,010
October	3,727	
November	4,475	
December	4,950	
January	5,681	
February	6,557	
March	7,480	
April	7,507	
May	7,508	
June	7,508	

### QUALITY

	Quantity	Base Number	Contract	AT	Region	England
% of FP17s for the same patient ID Re-attending within 3 months - Children	26	498	5.2%	9.3%	12.1%	11.5%
% of FP17s for the same patient ID Re-attending within 3 months - Adults	186	1,619	11.5%	13.4%	15.6%	15.4%
% of FP17s for the same patient ID Re-attending between 3 & 9 months - Children	298	498	59.8%	62.4%	61.2%	59.7%
% of FP17s for the same patient ID Re-attending between 3 & 9 months - Adults	872	1,619	53.9%	55.9%	54.3%	51.7%
% of FP17s for Band 1 Urgent Courses	80	2,101	3.8%	7.9%	9.1%	9.2%
% of FP17s Relating to Free Repair or Replacements	14	2,101	0.7%	1.2%	0.9%	0.7%
% of FP17s Relating to Continuations	76	2,101	3.6%	1.0%	1.0%	0.8%
% of Patients satisfied with the dentistry they have received	1	1	N/A	95.6%	94.4%	93.5%
% of Patients satisfied with the time they had to wait for an appointment	0	1	N/A	87.9%	88.1%	87.4%

\* This is based on patients treated on this contract for their most recent course of treatment. Figures in italics indicate the base number of FP17s or Patient Questionnaire responses are less than 100. N/A is shown where the base number of responses is less than 10 during the period. % is calculated as Quantity/Base number\*100

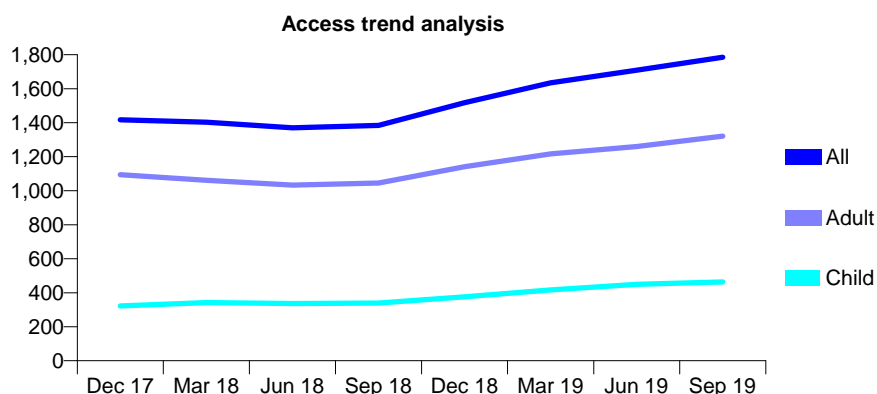
## Q51 - Vital Signs At a Glance Contract Report for 109630/0007 - September 2019

Name or company name	TSJ Smile Limited
Contract type name	GDS Contract
Purpose of contract	General
Contract start date	01/10/2015
Contract end date	

19/20 Contracted general activity (UDA)	6,086
Carry forward general activity (UDA)	0
19/20 Contracted orthodontic activity (UOA)	0
Carry forward orthodontic activity (UOA)	0
Baseline contract value	£174,650.43

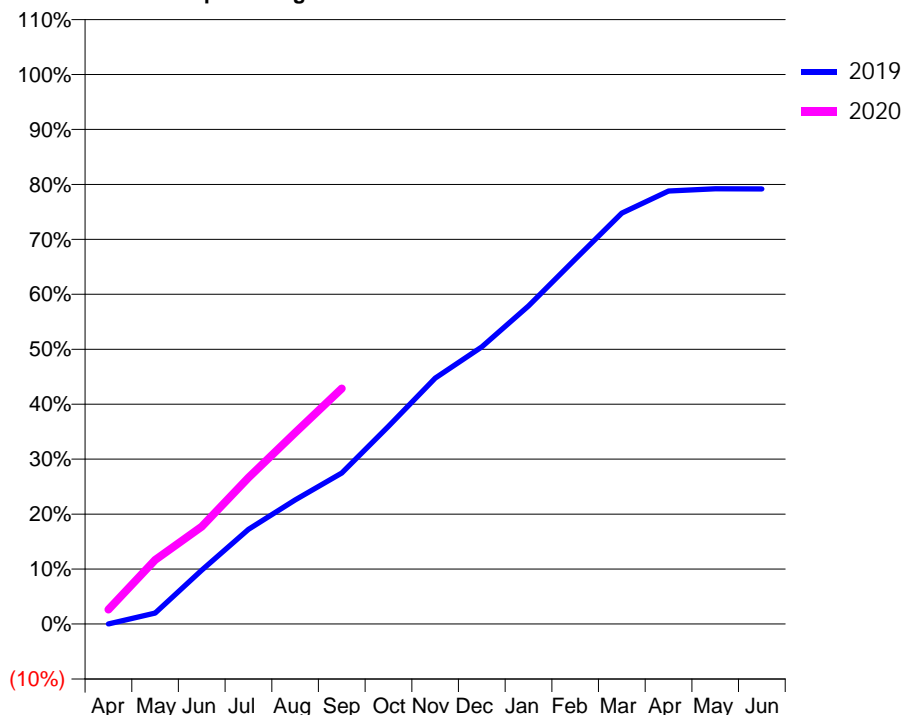
### ACCESS\*

Patients seen in 24 months	Total	Change since previous quarter
Quarter ending September 2018	1,384	
Quarter ending December 2018	1,517	↑
Quarter ending March 2019	1,634	↑
Quarter ending June 2019	1,709	↑
Quarter ending September 2019	1,785	↑
<b>Variance since September 2018</b>	<b>29.0%</b>	<b>↑</b>



### ACTIVITY

Cumulative percentage of contracted UDA delivered 2019 & 2020



Adjusted Scheduled Activity (UDA)

Month	2019	2020
April	0	160
May	122	709
June	597	1,079
July	1,050	1,620
August	1,374	2,118
September	1,672	2,609
October	2,190	
November	2,723	
December	3,068	
January	3,523	
February	4,040	
March	4,552	
April	4,794	
May	4,819	
June	4,818	

### QUALITY

	Quantity	Base Number	Contract	AT	Region	England
% of FP17s for the same patient ID Re-attending within 3 months - Children	36	440	8.2%	9.3%	12.1%	11.5%
% of FP17s for the same patient ID Re-attending within 3 months - Adults	101	1,091	9.3%	13.4%	15.6%	15.4%
% of FP17s for the same patient ID Re-attending between 3 & 9 months - Children	308	440	70.0%	62.4%	61.2%	59.7%
% of FP17s for the same patient ID Re-attending between 3 & 9 months - Adults	719	1,091	65.9%	55.9%	54.3%	51.7%
% of FP17s for Band 1 Urgent Courses	71	1,407	5.0%	7.9%	9.1%	9.2%
% of FP17s Relating to Free Repair or Replacements	15	1,407	1.1%	1.2%	0.9%	0.7%
% of FP17s Relating to Continuations	4	1,407	0.3%	1.0%	1.0%	0.8%
% of Patients satisfied with the dentistry they have received	0	1	N/A	95.6%	94.4%	93.5%
% of Patients satisfied with the time they had to wait for an appointment	1	1	N/A	87.9%	88.1%	87.4%

\* This is based on patients treated on this contract for their most recent course of treatment.

Figures in italics indicate the base number of FP17s or Patient Questionnaire responses are less than 100. N/A is shown where the base number of responses is less than 10 during the period. % is calculated as Quantity/Base number\*100

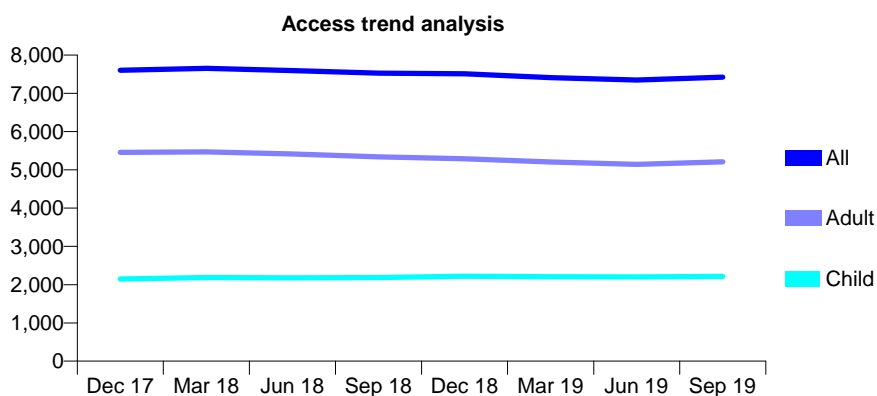
## Q51 - Vital Signs At a Glance Contract Report for 109630/0008 - September 2019

Name or company name	TSJ Smile Limited
Contract type name	GDS Contract
Purpose of contract	General
Contract start date	01/10/2015
Contract end date	

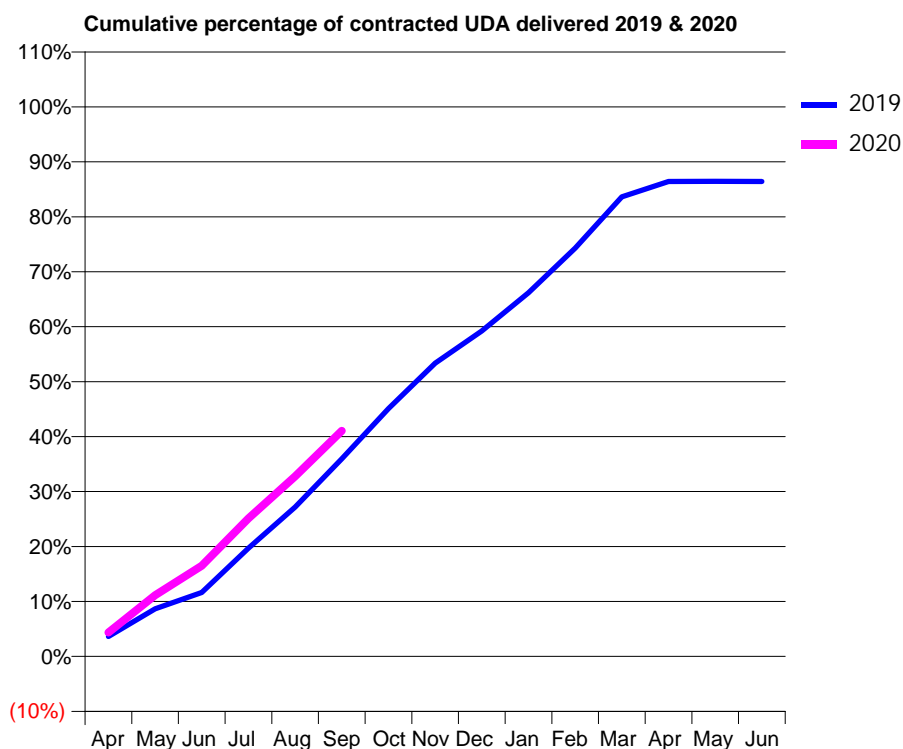
19/20 Contracted general activity (UDA)	24,500
Carry forward general activity (UDA)	0
19/20 Contracted orthodontic activity (UOA)	0
Carry forward orthodontic activity (UOA)	0
Baseline contract value	£703,046.04

### ACCESS\*

Patients seen in 24 months	Total	Change since previous quarter
Quarter ending September 2018	7,526	
Quarter ending December 2018	7,511	→
Quarter ending March 2019	7,410	↓
Quarter ending June 2019	7,346	→
Quarter ending September 2019	7,424	→
<b>Variance since September 2018</b>	<b>(1.4%)</b>	<b>↓</b>



### ACTIVITY



Month	2019	2020
April	888	1,068
May	2,124	2,733
June	2,852	4,041
July	4,828	6,157
August	6,664	8,032
September	8,806	10,059
October	11,051	
November	13,076	
December	14,510	
January	16,215	
February	18,206	
March	20,493	
April	21,177	
May	21,179	
June	21,177	

### QUALITY

	Quantity	Base Number	Contract	AT	Region	England
% of FP17s for the same patient ID Re-attending within 3 months - Children	180	1,684	10.7%	9.3%	12.1%	11.5%
% of FP17s for the same patient ID Re-attending within 3 months - Adults	477	3,447	13.8%	13.4%	15.6%	15.4%
% of FP17s for the same patient ID Re-attending between 3 & 9 months - Children	971	1,684	57.7%	62.4%	61.2%	59.7%
% of FP17s for the same patient ID Re-attending between 3 & 9 months - Adults	1,723	3,447	50.0%	55.9%	54.3%	51.7%
% of FP17s for Band 1 Urgent Courses	596	4,814	12.4%	7.9%	9.1%	9.2%
% of FP17s Relating to Free Repair or Replacements	34	4,814	0.7%	1.2%	0.9%	0.7%
% of FP17s Relating to Continuations	49	4,814	1.0%	1.0%	1.0%	0.8%
% of Patients satisfied with the dentistry they have received	2	2	N/A	95.6%	94.4%	93.5%
% of Patients satisfied with the time they had to wait for an appointment	2	2	N/A	87.9%	88.1%	87.4%

\* This is based on patients treated on this contract for their most recent course of treatment. Figures in italics indicate the base number of FP17s or Patient Questionnaire responses are less than 100. N/A is shown where the base number of responses is less than 10 during the period. % is calculated as Quantity/Base number\*100

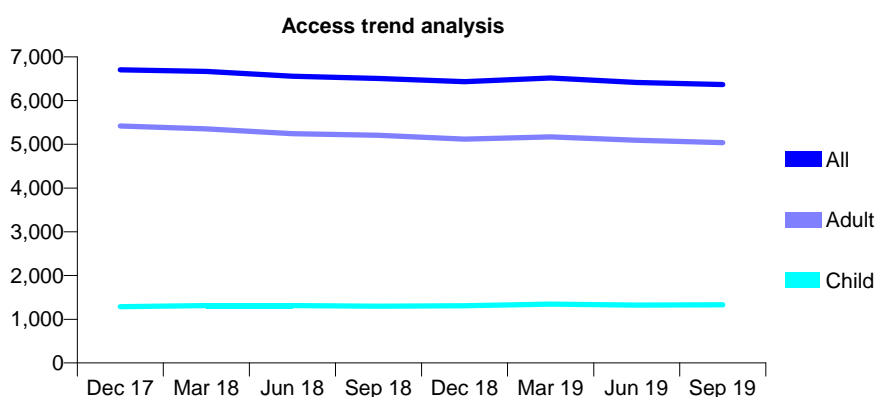
## Q51 - Vital Signs At a Glance Contract Report for 109983/0001 - September 2019

Name or company name	Smile Create Ltd
Contract type name	GDS Contract
Purpose of contract	General and Orthodontic
Contract start date	01/04/2012
Contract end date	

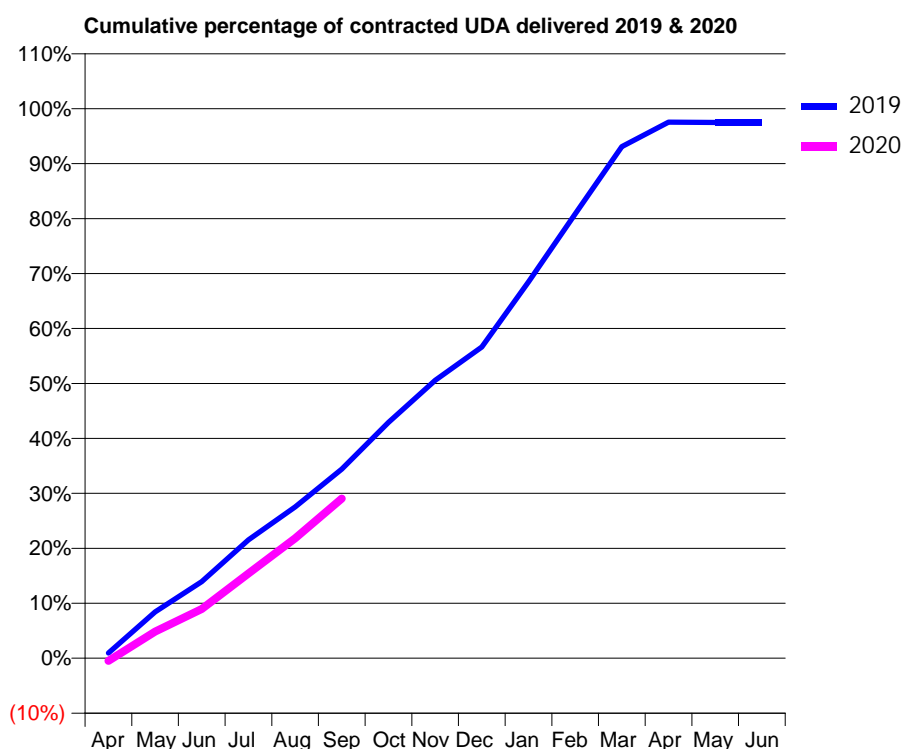
19/20 Contracted general activity (UDA)	15,796
Carry forward general activity (UDA)	398
19/20 Contracted orthodontic activity (UOA)	1,575
Carry forward orthodontic activity (UOA)	-22
Baseline contract value	£568,378.00

### ACCESS\*

Patients seen in 24 months	Total	Change since previous quarter
Quarter ending September 2018	6,503	
Quarter ending December 2018	6,431	↓
Quarter ending March 2019	6,516	→
Quarter ending June 2019	6,412	↓
Quarter ending September 2019	6,368	→
<b>Variance since September 2018</b>	<b>(2.1%)</b>	<b>↓</b>



### ACTIVITY



Month	2019	2020
April	152	-79
May	1,333	764
June	2,203	1,416
July	3,403	2,437
August	4,349	3,449
September	5,437	4,591
October	6,777	
November	7,990	
December	8,945	
January	10,814	
February	12,775	
March	14,700	
April	15,409	
May	15,399	
June	15,398	

### QUALITY

	Quantity	Base Number	Contract	AT	Region	England
% of FP17s for the same patient ID Re-attending within 3 months - Children	107	885	12.1%	9.3%	12.1%	11.5%
% of FP17s for the same patient ID Re-attending within 3 months - Adults	396	2,731	14.5%	13.4%	15.6%	15.4%
% of FP17s for the same patient ID Re-attending between 3 & 9 months - Children	482	885	54.5%	62.4%	61.2%	59.7%
% of FP17s for the same patient ID Re-attending between 3 & 9 months - Adults	1,494	2,731	54.7%	55.9%	54.3%	51.7%
% of FP17s for Band 1 Urgent Courses	223	2,882	7.7%	7.9%	9.1%	9.2%
% of FP17s Relating to Free Repair or Replacements	26	2,882	0.9%	1.2%	0.9%	0.7%
% of FP17s Relating to Continuations	13	2,882	0.5%	1.0%	1.0%	0.8%
% of Patients satisfied with the dentistry they have received	3	3	N/A	95.6%	94.4%	93.5%
% of Patients satisfied with the time they had to wait for an appointment	3	3	N/A	87.9%	88.1%	87.4%

\* This is based on patients treated on this contract for their most recent course of treatment. Figures in italics indicate the base number of FP17s or Patient Questionnaire responses are less than 100. N/A is shown where the base number of responses is less than 10 during the period. % is calculated as Quantity/Base number\*100

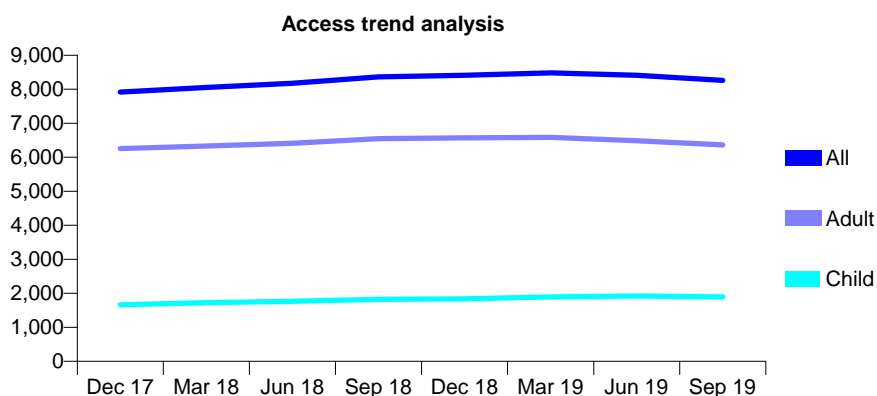
## Q51 - Vital Signs At a Glance Contract Report for 110590/0001 - September 2019

Name or company name	London Road Dental Practice Partnership
Contract type name	GDS Contract
Purpose of contract	General
Contract start date	01/04/2012
Contract end date	

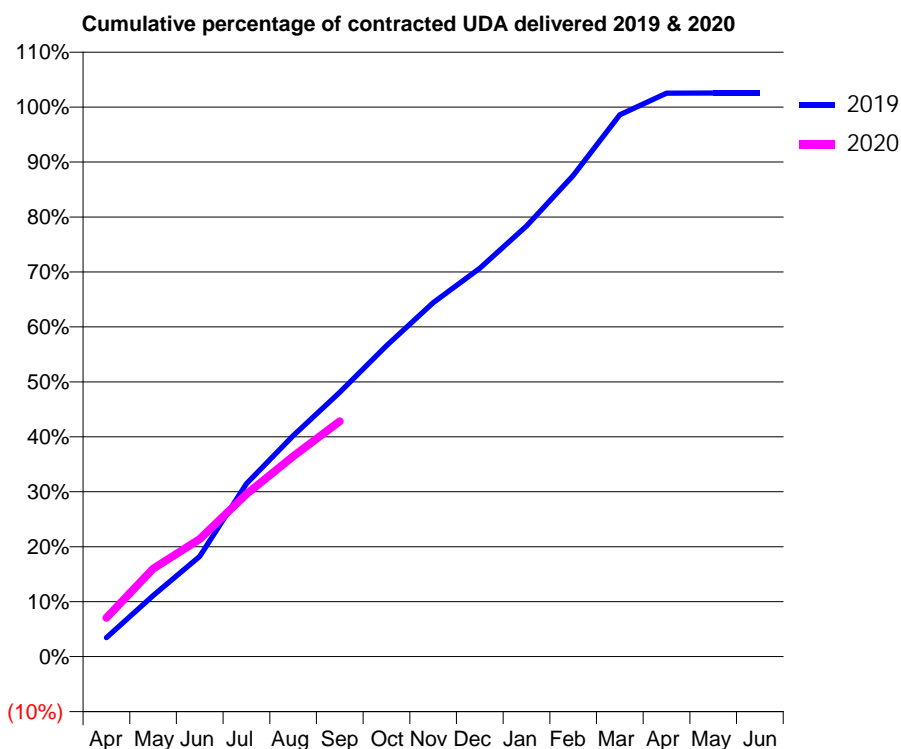
19/20 Contracted general activity (UDA)	23,897
Carry forward general activity (UDA)	-478
19/20 Contracted orthodontic activity (UOA)	0
Carry forward orthodontic activity (UOA)	0
Baseline contract value	£782,106.89

### ACCESS\*

Patients seen in 24 months	Total	Change since previous quarter
Quarter ending September 2018	8,367	
Quarter ending December 2018	8,408	→
Quarter ending March 2019	8,481	→
Quarter ending June 2019	8,411	→
Quarter ending September 2019	8,262	↓
<b>Variance since September 2018</b>	<b>(1.3%)</b>	<b>↓</b>



### ACTIVITY



Month	Adjusted Scheduled Activity (UDA)	
	2019	2020
April	827	1,688
May	2,659	3,822
June	4,359	5,113
July	7,519	7,066
August	9,609	8,715
September	11,495	10,230
October	13,523	
November	15,387	
December	16,886	
January	18,721	
February	20,919	
March	23,559	
April	24,497	
May	24,506	
June	24,506	

### QUALITY

	Quantity	Base Number	Contract	AT	Region	England
% of FP17s for the same patient ID Re-attending within 3 months - Children	112	1,253	8.9%	9.3%	12.1%	11.5%
% of FP17s for the same patient ID Re-attending within 3 months - Adults	504	3,845	13.1%	13.4%	15.6%	15.4%
% of FP17s for the same patient ID Re-attending between 3 & 9 months - Children	719	1,253	57.4%	62.4%	61.2%	59.7%
% of FP17s for the same patient ID Re-attending between 3 & 9 months - Adults	2,129	3,845	55.4%	55.9%	54.3%	51.7%
% of FP17s for Band 1 Urgent Courses	287	4,706	6.1%	7.9%	9.1%	9.2%
% of FP17s Relating to Free Repair or Replacements	44	4,706	0.9%	1.2%	0.9%	0.7%
% of FP17s Relating to Continuations	91	4,706	1.9%	1.0%	1.0%	0.8%
% of Patients satisfied with the dentistry they have received	3	3	N/A	95.6%	94.4%	93.5%
% of Patients satisfied with the time they had to wait for an appointment	3	3	N/A	87.9%	88.1%	87.4%

\* This is based on patients treated on this contract for their most recent course of treatment. Figures in italics indicate the base number of FP17s or Patient Questionnaire responses are less than 100. N/A is shown where the base number of responses is less than 10 during the period. % is calculated as Quantity/Base number\*100

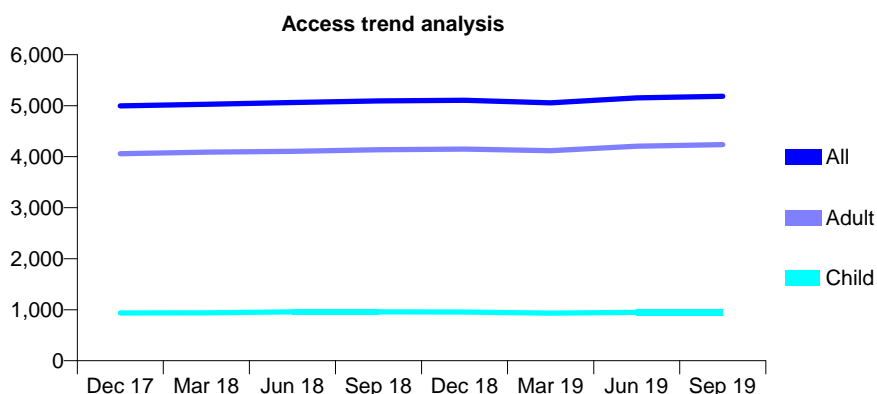
## Q51 - Vital Signs At a Glance Contract Report for 111619/0001 - September 2019

Name or company name	SCA Collins Limited
Contract type name	GDS Contract
Purpose of contract	General
Contract start date	01/10/2013
Contract end date	

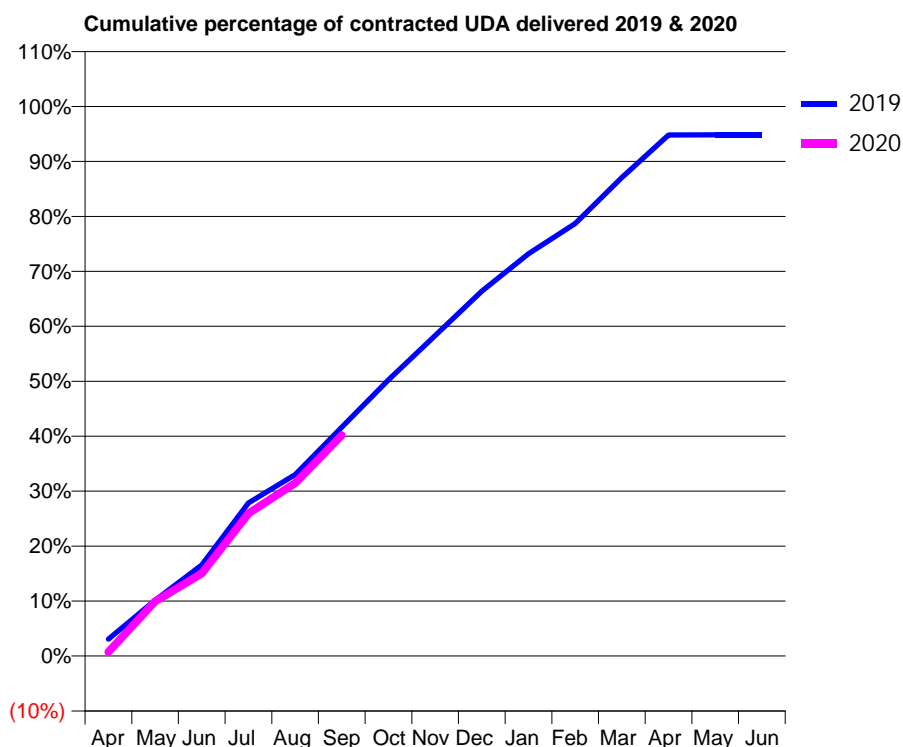
19/20 Contracted general activity (UDA)	12,834
Carry forward general activity (UDA)	0
19/20 Contracted orthodontic activity (UOA)	0
Carry forward orthodontic activity (UOA)	0
Baseline contract value	£392,550.11

### ACCESS\*

Patients seen in 24 months	Total	Change since previous quarter
Quarter ending September 2018	5,094	
Quarter ending December 2018	5,106	→
Quarter ending March 2019	5,054	↓
Quarter ending June 2019	5,153	→
Quarter ending September 2019	5,184	→
<b>Variance since September 2018</b>	<b>1.8%</b>	<b>→</b>



### ACTIVITY



Month	Adjusted Scheduled Activity (UDA)	
	2019	2020
April	394	95
May	1,302	1,278
June	2,124	1,928
July	3,576	3,327
August	4,237	4,036
September	5,343	5,155
October	6,447	
November	7,484	
December	8,520	
January	9,395	
February	10,101	
March	11,174	
April	12,167	
May	12,170	
June	12,170	

### QUALITY

	Quantity	Base Number	Contract	AT	Region	England
% of FP17s for the same patient ID Re-attending within 3 months - Children	62	624	9.9%	9.3%	12.1%	11.5%
% of FP17s for the same patient ID Re-attending within 3 months - Adults	460	2,730	16.8%	13.4%	15.6%	15.4%
% of FP17s for the same patient ID Re-attending between 3 & 9 months - Children	270	624	43.3%	62.4%	61.2%	59.7%
% of FP17s for the same patient ID Re-attending between 3 & 9 months - Adults	1,168	2,730	42.8%	55.9%	54.3%	51.7%
% of FP17s for Band 1 Urgent Courses	230	2,818	8.2%	7.9%	9.1%	9.2%
% of FP17s Relating to Free Repair or Replacements	40	2,818	1.4%	1.2%	0.9%	0.7%
% of FP17s Relating to Continuations	75	2,818	2.7%	1.0%	1.0%	0.8%
% of Patients satisfied with the dentistry they have received	3	3	N/A	95.6%	94.4%	93.5%
% of Patients satisfied with the time they had to wait for an appointment	3	3	N/A	87.9%	88.1%	87.4%

\* This is based on patients treated on this contract for their most recent course of treatment. Figures in italics indicate the base number of FP17s or Patient Questionnaire responses are less than 100. N/A is shown where the base number of responses is less than 10 during the period. % is calculated as Quantity/Base number\*100

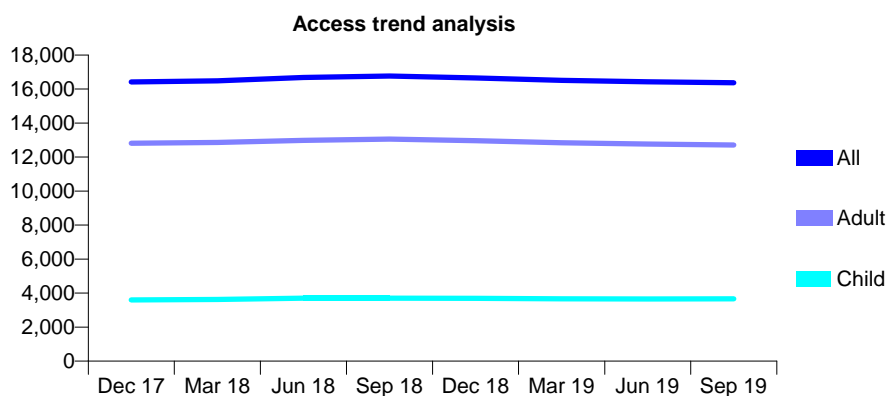
## Q51 - Vital Signs At a Glance Contract Report for 112348/0001 - September 2019

Name or company name	Wright Dental Care Ltd
Contract type name	GDS Contract
Purpose of contract	General and Orthodontic
Contract start date	01/12/2011
Contract end date	

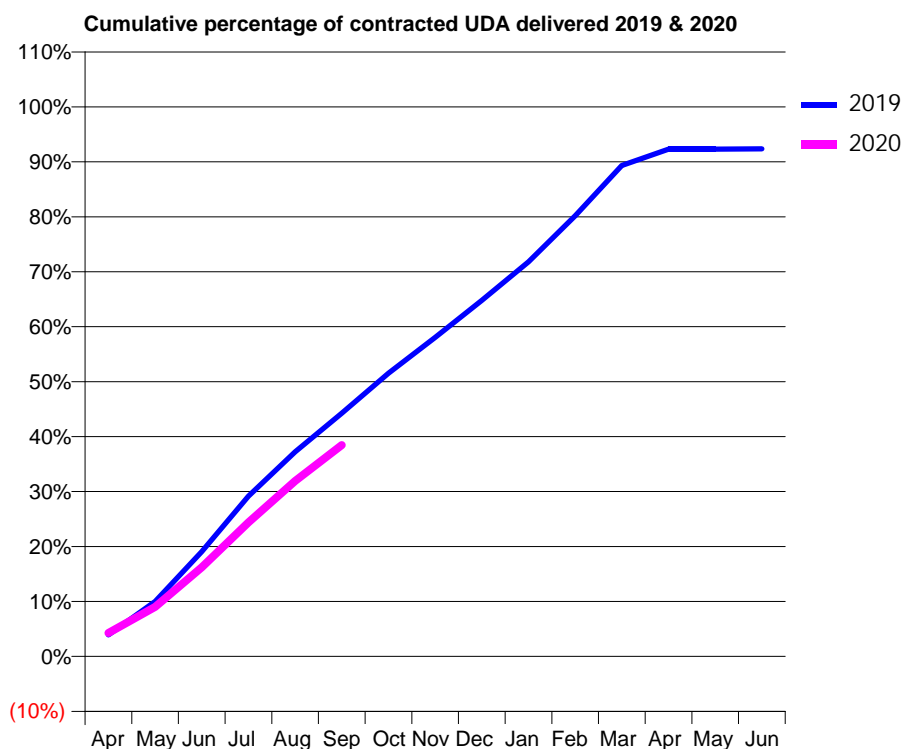
19/20 Contracted general activity (UDA)	50,922
Carry forward general activity (UDA)	0
19/20 Contracted orthodontic activity (UOA)	300
Carry forward orthodontic activity (UOA)	0
Baseline contract value	£1,386,343.15

### ACCESS\*

Patients seen in 24 months	Total	Change since previous quarter
Quarter ending September 2018	16,768	
Quarter ending December 2018	16,655	→
Quarter ending March 2019	16,511	→
Quarter ending June 2019	16,424	→
Quarter ending September 2019	16,373	→
<b>Variance since September 2018</b>	<b>(2.4%)</b>	<b>↓</b>



### ACTIVITY



Month	2019	2020
April	1,996	2,184
May	5,097	4,593
June	9,707	8,248
July	14,854	12,427
August	18,962	16,255
September	22,535	19,576
October	26,236	
November	29,561	
December	32,986	
January	36,564	
February	40,831	
March	45,493	
April	46,997	
May	47,004	
June	47,036	

### QUALITY

	Quantity	Base Number	Contract	AT	Region	England
% of FP17s for the same patient ID Re-attending within 3 months - Children	177	2,560	6.9%	9.3%	12.1%	11.5%
% of FP17s for the same patient ID Re-attending within 3 months - Adults	1,221	8,388	14.6%	13.4%	15.6%	15.4%
% of FP17s for the same patient ID Re-attending between 3 & 9 months - Children	1,558	2,560	60.9%	62.4%	61.2%	59.7%
% of FP17s for the same patient ID Re-attending between 3 & 9 months - Adults	4,459	8,388	53.2%	55.9%	54.3%	51.7%
% of FP17s for Band 1 Urgent Courses	633	9,691	6.5%	7.9%	9.1%	9.2%
% of FP17s Relating to Free Repair or Replacements	91	9,691	0.9%	1.2%	0.9%	0.7%
% of FP17s Relating to Continuations	224	9,691	2.3%	1.0%	1.0%	0.8%
% of Patients satisfied with the dentistry they have received	8	8	N/A	95.6%	94.4%	93.5%
% of Patients satisfied with the time they had to wait for an appointment	8	8	N/A	87.9%	88.1%	87.4%

\* This is based on patients treated on this contract for their most recent course of treatment. Figures in italics indicate the base number of FP17s or Patient Questionnaire responses are less than 100. N/A is shown where the base number of responses is less than 10 during the period. % is calculated as Quantity/Base number\*100

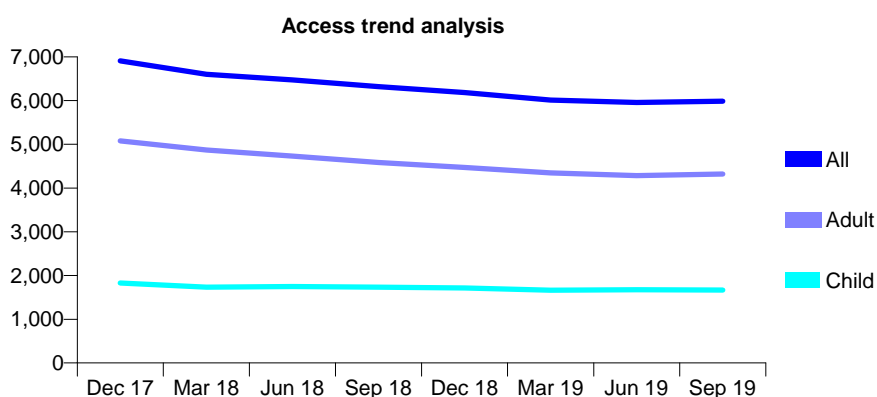
## Q51 - Vital Signs At a Glance Contract Report for 113395/0001 - September 2019

Name or company name	Ffolliott Bird Associates Ltd
Contract type name	GDS Contract
Purpose of contract	General
Contract start date	01/09/2007
Contract end date	

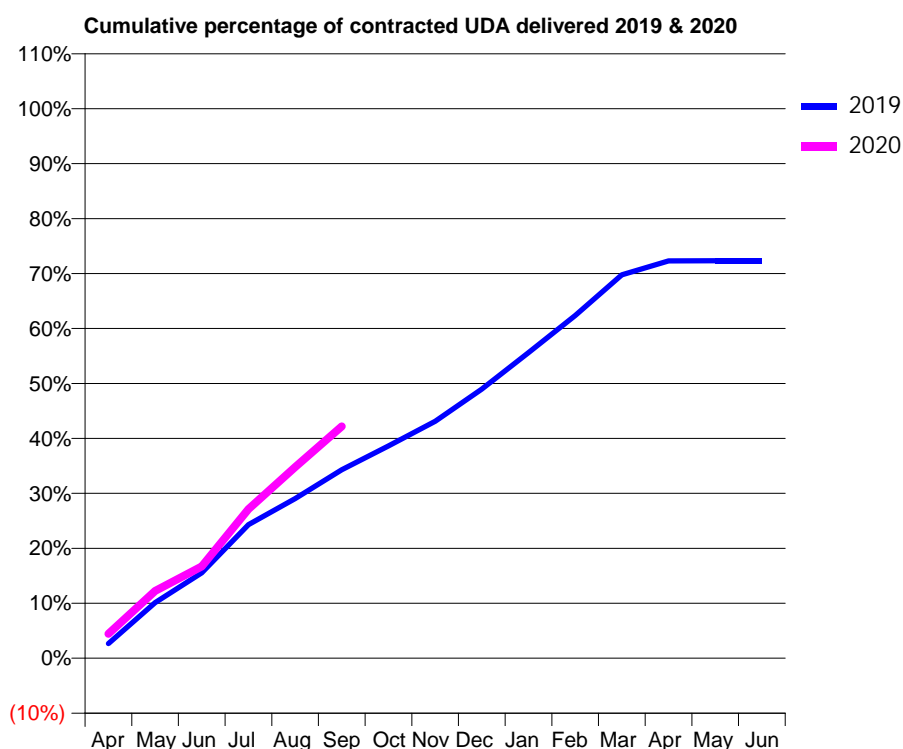
19/20 Contracted general activity (UDA)	20,681
Carry forward general activity (UDA)	0
19/20 Contracted orthodontic activity (UOA)	0
Carry forward orthodontic activity (UOA)	0
Baseline contract value	£593,395.38

### ACCESS\*

Patients seen in 24 months	Total	Change since previous quarter
Quarter ending September 2018	6,318	
Quarter ending December 2018	6,185	↓
Quarter ending March 2019	6,009	↓
Quarter ending June 2019	5,958	→
Quarter ending September 2019	5,987	→
<b>Variance since September 2018</b>	<b>(5.2%)</b>	<b>↓</b>



### ACTIVITY



Month	2019	2020
April	549	920
May	2,095	2,533
June	3,216	3,457
July	5,028	5,608
August	6,011	7,193
September	7,094	8,724
October	7,988	
November	8,914	
December	10,133	
January	11,502	
February	12,894	
March	14,425	
April	14,953	
May	14,958	
June	14,958	

### QUALITY

	Quantity	Base Number	Contract	AT	Region	England
% of FP17s for the same patient ID Re-attending within 3 months - Children	93	1,315	7.1%	9.3%	12.1%	11.5%
% of FP17s for the same patient ID Re-attending within 3 months - Adults	397	3,022	13.1%	13.4%	15.6%	15.4%
% of FP17s for the same patient ID Re-attending between 3 & 9 months - Children	587	1,315	44.6%	62.4%	61.2%	59.7%
% of FP17s for the same patient ID Re-attending between 3 & 9 months - Adults	1,134	3,022	37.5%	55.9%	54.3%	51.7%
% of FP17s for Band 1 Urgent Courses	271	4,124	6.6%	7.9%	9.1%	9.2%
% of FP17s Relating to Free Repair or Replacements	63	4,124	1.5%	1.2%	0.9%	0.7%
% of FP17s Relating to Continuations	68	4,124	1.6%	1.0%	1.0%	0.8%
% of Patients satisfied with the dentistry they have received	1	1	N/A	95.6%	94.4%	93.5%
% of Patients satisfied with the time they had to wait for an appointment	1	1	N/A	87.9%	88.1%	87.4%

\* This is based on patients treated on this contract for their most recent course of treatment. Figures in italics indicate the base number of FP17s or Patient Questionnaire responses are less than 100. N/A is shown where the base number of responses is less than 10 during the period. % is calculated as Quantity/Base number\*100



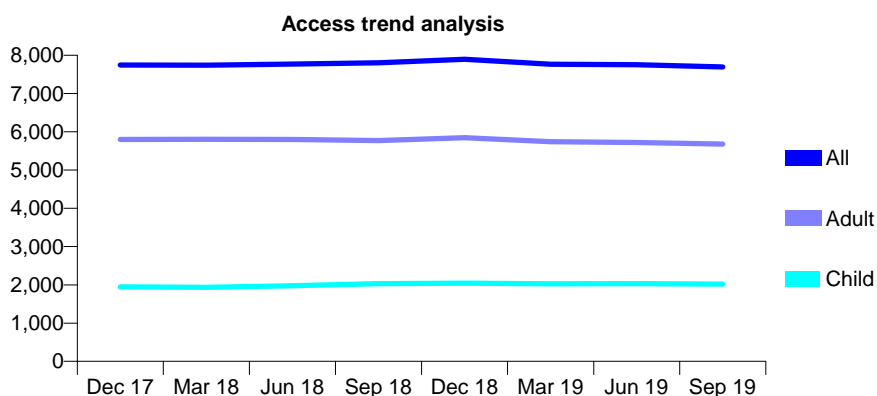
## Q51 - Vital Signs At a Glance Contract Report for 113395/0002 - September 2019

Name or company name	Ffolliott Bird Associates Ltd
Contract type name	GDS Contract
Purpose of contract	General
Contract start date	01/09/2007
Contract end date	

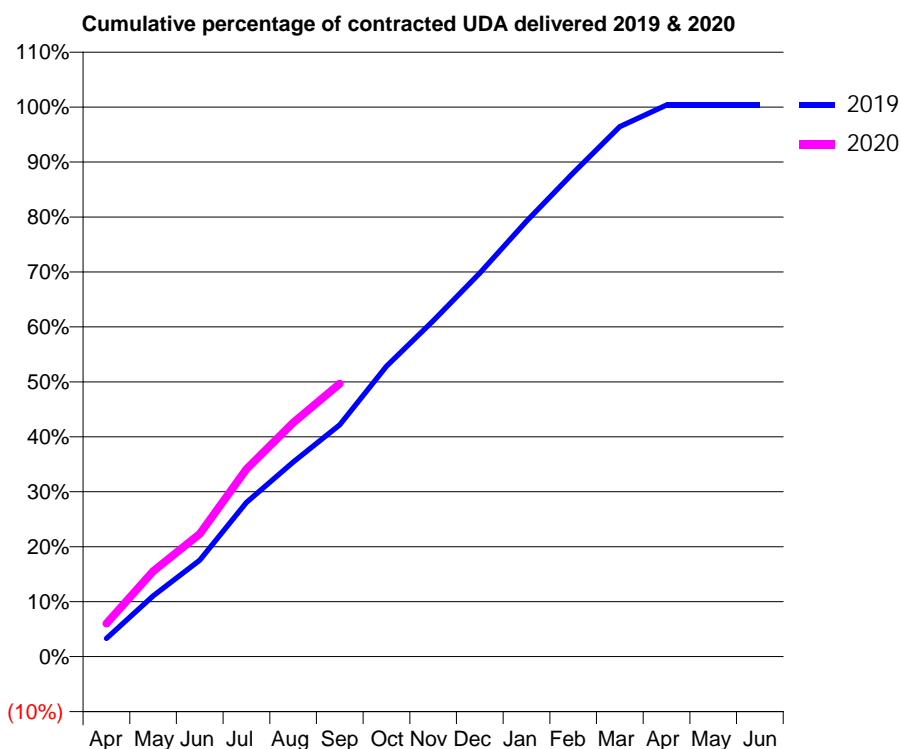
19/20 Contracted general activity (UDA)	19,686
Carry forward general activity (UDA)	0
19/20 Contracted orthodontic activity (UOA)	0
Carry forward orthodontic activity (UOA)	0
Baseline contract value	£648,637.09

### ACCESS\*

Patients seen in 24 months	Total	Change since previous quarter
Quarter ending September 2018	7,803	
Quarter ending December 2018	7,892	→
Quarter ending March 2019	7,764	↓
Quarter ending June 2019	7,753	→
Quarter ending September 2019	7,695	→
<b>Variance since September 2018</b>	<b>(1.4%)</b>	<b>↓</b>



### ACTIVITY



Month	Adjusted Scheduled Activity (UDA)	
	2019	2020
April	652	1,189
May	2,175	3,058
June	3,457	4,398
July	5,523	6,718
August	6,965	8,376
September	8,304	9,778
October	10,404	
November	12,032	
December	13,735	
January	15,597	
February	17,328	
March	18,988	
April	19,761	
May	19,758	
June	19,758	

### QUALITY

	Quantity	Base Number	Contract	AT	Region	England
% of FP17s for the same patient ID Re-attending within 3 months - Children	80	1,507	5.3%	9.3%	12.1%	11.5%
% of FP17s for the same patient ID Re-attending within 3 months - Adults	431	3,897	11.1%	13.4%	15.6%	15.4%
% of FP17s for the same patient ID Re-attending between 3 & 9 months - Children	924	1,507	61.3%	62.4%	61.2%	59.7%
% of FP17s for the same patient ID Re-attending between 3 & 9 months - Adults	2,160	3,897	55.4%	55.9%	54.3%	51.7%
% of FP17s for Band 1 Urgent Courses	330	5,043	6.5%	7.9%	9.1%	9.2%
% of FP17s Relating to Free Repair or Replacements	30	5,043	0.6%	1.2%	0.9%	0.7%
% of FP17s Relating to Continuations	70	5,043	1.4%	1.0%	1.0%	0.8%
% of Patients satisfied with the dentistry they have received	5	5	N/A	95.6%	94.4%	93.5%
% of Patients satisfied with the time they had to wait for an appointment	3	5	N/A	87.9%	88.1%	87.4%

\* This is based on patients treated on this contract for their most recent course of treatment. Figures in italics indicate the base number of FP17s or Patient Questionnaire responses are less than 100. N/A is shown where the base number of responses is less than 10 during the period. % is calculated as Quantity/Base number\*100

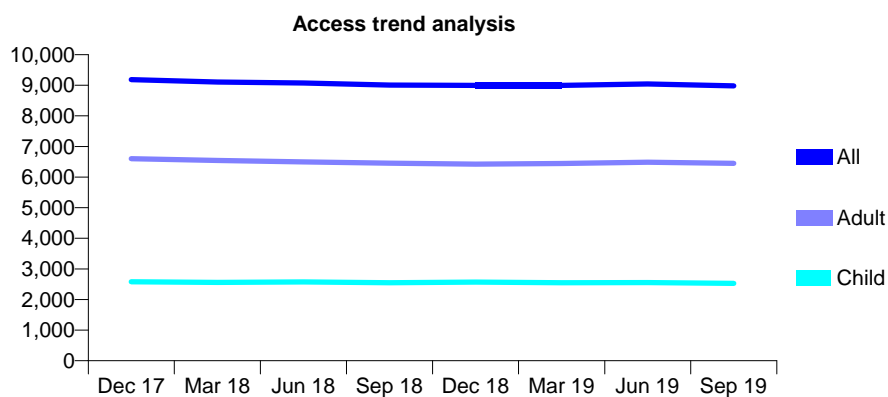
## Q51 - Vital Signs At a Glance Contract Report for 113395/0003 - September 2019

Name or company name	Ffolliott Bird Associates Ltd
Contract type name	GDS Contract
Purpose of contract	General
Contract start date	01/09/2007
Contract end date	

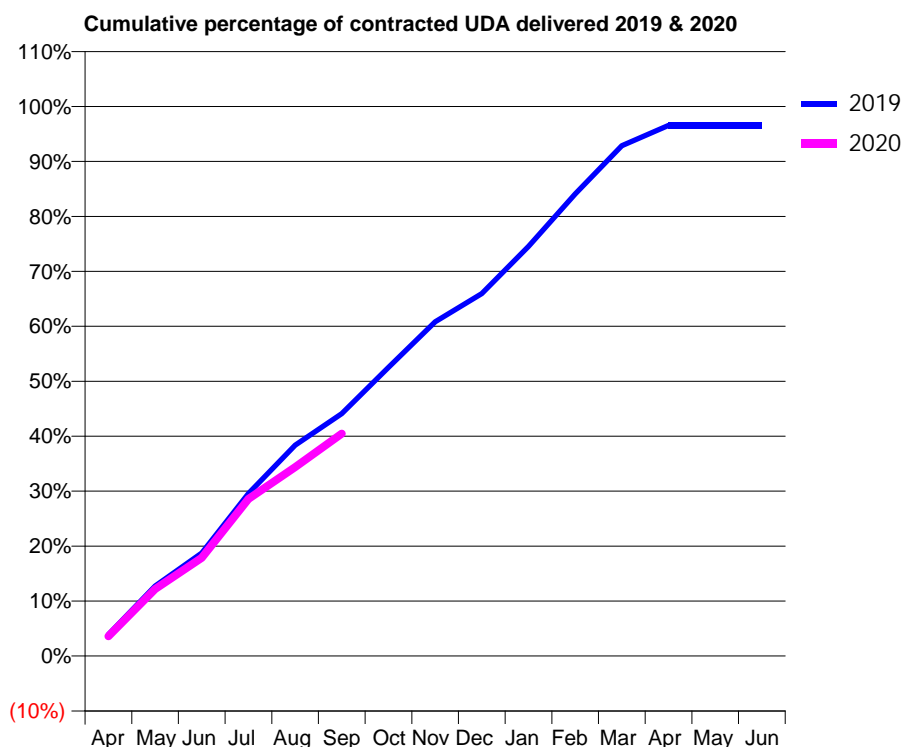
19/20 Contracted general activity (UDA)	26,371
Carry forward general activity (UDA)	0
19/20 Contracted orthodontic activity (UOA)	0
Carry forward orthodontic activity (UOA)	0
Baseline contract value	£851,480.80

### ACCESS\*

Patients seen in 24 months	Total	Change since previous quarter
Quarter ending September 2018	9,003	
Quarter ending December 2018	8,994	→
Quarter ending March 2019	8,996	→
Quarter ending June 2019	9,043	→
Quarter ending September 2019	8,981	→
<b>Variance since September 2018</b>	<b>(0.2%)</b>	<b>→</b>



### ACTIVITY



Month	Adjusted Scheduled Activity (UDA)	
	2019	2020
April	1,036	953
May	3,365	3,214
June	4,946	4,713
July	7,800	7,544
August	10,119	9,066
September	11,632	10,672
October	13,851	
November	16,040	
December	17,391	
January	19,657	
February	22,178	
March	24,489	
April	25,460	
May	25,459	
June	25,459	

### QUALITY

	Quantity	Base Number	Contract	AT	Region	England
% of FP17s for the same patient ID Re-attending within 3 months - Children	92	1,515	6.1%	9.3%	12.1%	11.5%
% of FP17s for the same patient ID Re-attending within 3 months - Adults	433	3,692	11.7%	13.4%	15.6%	15.4%
% of FP17s for the same patient ID Re-attending between 3 & 9 months - Children	792	1,515	52.3%	62.4%	61.2%	59.7%
% of FP17s for the same patient ID Re-attending between 3 & 9 months - Adults	1,696	3,692	45.9%	55.9%	54.3%	51.7%
% of FP17s for Band 1 Urgent Courses	330	4,795	6.9%	7.9%	9.1%	9.2%
% of FP17s Relating to Free Repair or Replacements	30	4,795	0.6%	1.2%	0.9%	0.7%
% of FP17s Relating to Continuations	58	4,795	1.2%	1.0%	1.0%	0.8%
% of Patients satisfied with the dentistry they have received	3	4	N/A	95.6%	94.4%	93.5%
% of Patients satisfied with the time they had to wait for an appointment	3	4	N/A	87.9%	88.1%	87.4%

\* This is based on patients treated on this contract for their most recent course of treatment. Figures in italics indicate the base number of FP17s or Patient Questionnaire responses are less than 100. N/A is shown where the base number of responses is less than 10 during the period. % is calculated as Quantity/Base number\*100

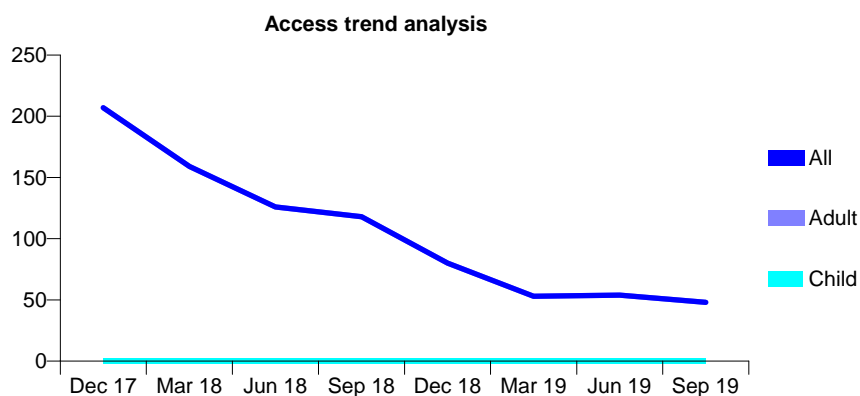
## Q51 - Vital Signs At a Glance Contract Report for 113395/0004 - September 2019

Name or company name	Ffolliott Bird Associates Ltd
Contract type name	GDS Contract
Purpose of contract	General
Contract start date	01/04/2008
Contract end date	

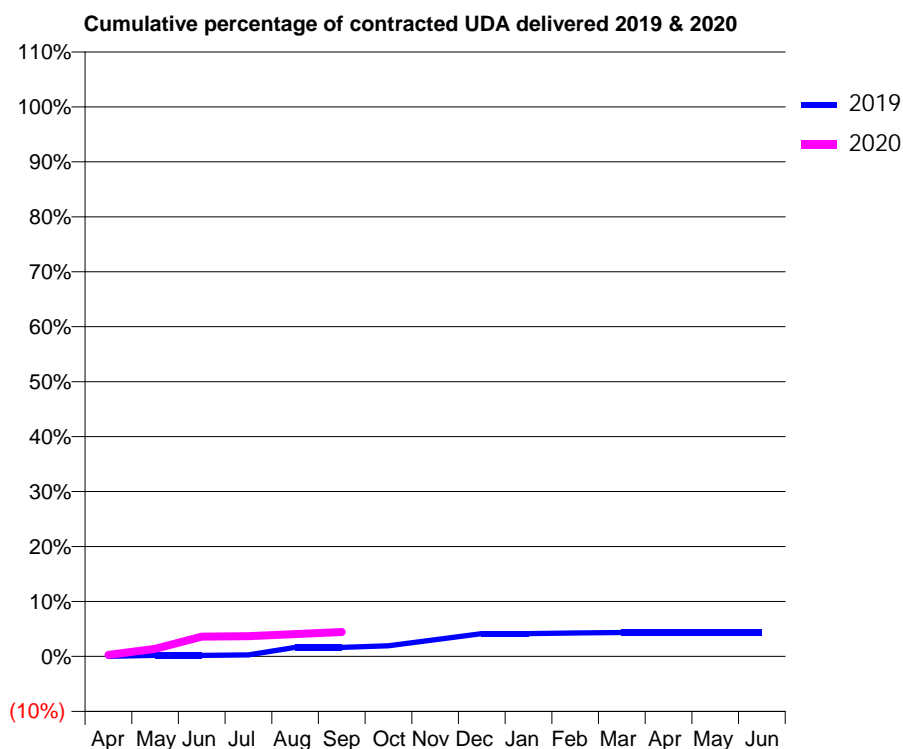
19/20 Contracted general activity (UDA)	1,080
Carry forward general activity (UDA)	0
19/20 Contracted orthodontic activity (UOA)	0
Carry forward orthodontic activity (UOA)	0
Baseline contract value	£67,280.38

### ACCESS\*

Patients seen in 24 months	Total	Change since previous quarter
Quarter ending September 2018	118	
Quarter ending December 2018	80	↓
Quarter ending March 2019	53	↓
Quarter ending June 2019	54	→
Quarter ending September 2019	48	↓
<b>Variance since September 2018</b>	<b>(59.3%)</b>	<b>↓</b>



### ACTIVITY



Month	Adjusted Scheduled Activity (UDA)	
	2019	2020
April	0	3
May	2	15
June	2	39
July	3	40
August	18	44
September	18	48
October	21	
November	33	
December	45	
January	45	
February	46	
March	47	
April	47	
May	47	
June	47	

### QUALITY

	Quantity	Base Number	Contract	AT	Region	England
% of FP17s for the same patient ID Re-attending within 3 months - Children	0	0	N/A	9.3%	12.1%	11.5%
% of FP17s for the same patient ID Re-attending within 3 months - Adults	0	9	0.0%	13.4%	15.6%	15.4%
% of FP17s for the same patient ID Re-attending between 3 & 9 months - Children	0	0	N/A	62.4%	61.2%	59.7%
% of FP17s for the same patient ID Re-attending between 3 & 9 months - Adults	1	9	11.1%	55.9%	54.3%	51.7%
% of FP17s for Band 1 Urgent Courses	0	9	0.0%	7.9%	9.1%	9.2%
% of FP17s Relating to Free Repair or Replacements	0	9	0.0%	1.2%	0.9%	0.7%
% of FP17s Relating to Continuations	0	9	0.0%	1.0%	1.0%	0.8%
% of Patients satisfied with the dentistry they have received	0	0	N/A	95.6%	94.4%	93.5%
% of Patients satisfied with the time they had to wait for an appointment	0	0	N/A	87.9%	88.1%	87.4%

\* This is based on patients treated on this contract for their most recent course of treatment. Figures in italics indicate the base number of FP17s or Patient Questionnaire responses are less than 100. N/A is shown where the base number of responses is less than 10 during the period. % is calculated as Quantity/Base number\*100

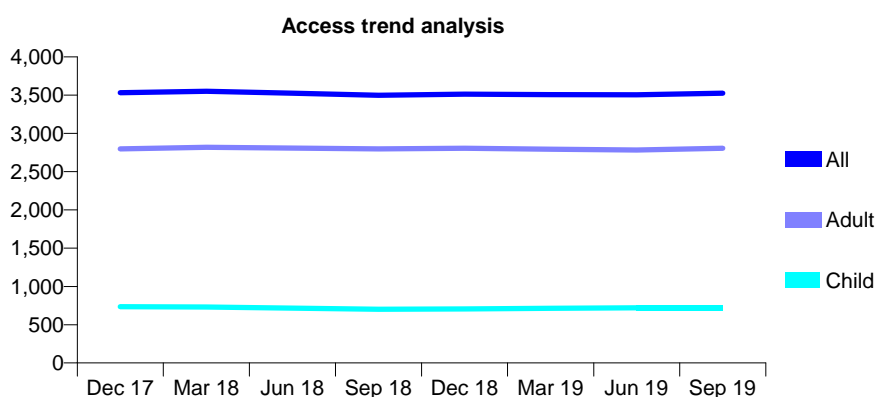
## Q51 - Vital Signs At a Glance Contract Report for 114227/0001 - September 2019

Name or company name	Holme Lane Dental Practice
Contract type name	GDS Contract
Purpose of contract	General
Contract start date	01/11/2008
Contract end date	

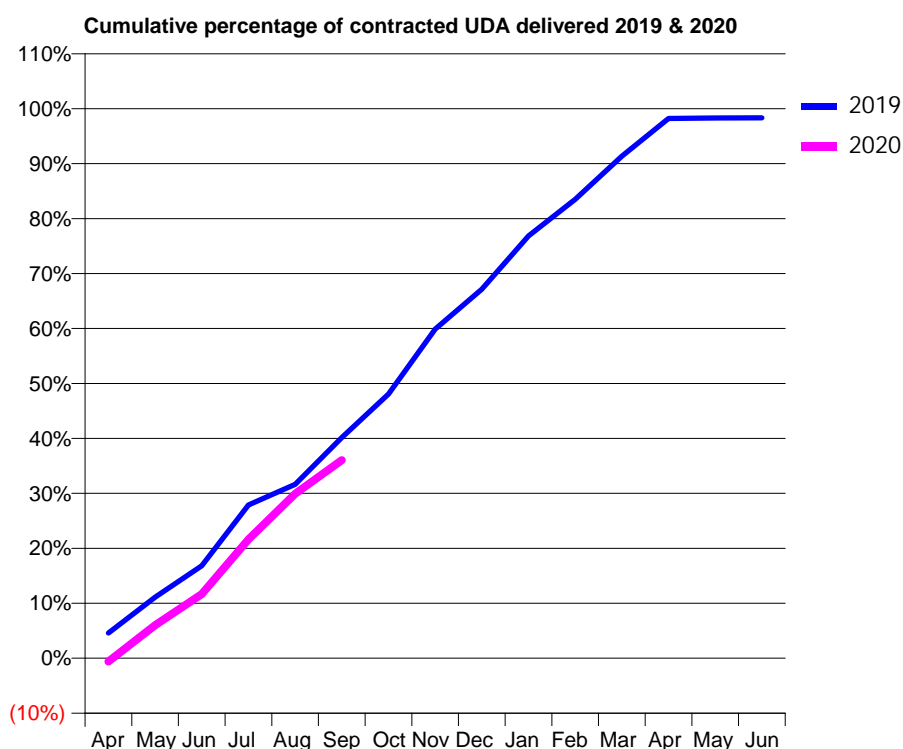
19/20 Contracted general activity (UDA)	10,817
Carry forward general activity (UDA)	183
19/20 Contracted orthodontic activity (UOA)	0
Carry forward orthodontic activity (UOA)	0
Baseline contract value	£353,454.06

### ACCESS\*

Patients seen in 24 months	Total	Change since previous quarter
Quarter ending September 2018	3,498	
Quarter ending December 2018	3,513	→
Quarter ending March 2019	3,506	→
Quarter ending June 2019	3,504	→
Quarter ending September 2019	3,525	→
<b>Variance since September 2018</b>	<b>0.8%</b>	<b>→</b>



### ACTIVITY



Month	Adjusted Scheduled Activity (UDA)	
	2019	2020
April	498	-67
May	1,201	652
June	1,819	1,261
July	3,016	2,339
August	3,422	3,239
September	4,343	3,901
October	5,199	
November	6,479	
December	7,262	
January	8,312	
February	9,033	
March	9,883	
April	10,625	
May	10,633	
June	10,634	

### QUALITY

	Quantity	Base Number	Contract	AT	Region	England
% of FP17s for the same patient ID Re-attending within 3 months - Children	37	482	7.7%	9.3%	12.1%	11.5%
% of FP17s for the same patient ID Re-attending within 3 months - Adults	215	1,652	13.0%	13.4%	15.6%	15.4%
% of FP17s for the same patient ID Re-attending between 3 & 9 months - Children	225	482	46.7%	62.4%	61.2%	59.7%
% of FP17s for the same patient ID Re-attending between 3 & 9 months - Adults	753	1,652	45.6%	55.9%	54.3%	51.7%
% of FP17s for Band 1 Urgent Courses	159	1,831	8.7%	7.9%	9.1%	9.2%
% of FP17s Relating to Free Repair or Replacements	30	1,831	1.6%	1.2%	0.9%	0.7%
% of FP17s Relating to Continuations	55	1,831	3.0%	1.0%	1.0%	0.8%
% of Patients satisfied with the dentistry they have received	2	2	N/A	95.6%	94.4%	93.5%
% of Patients satisfied with the time they had to wait for an appointment	2	2	N/A	87.9%	88.1%	87.4%

\* This is based on patients treated on this contract for their most recent course of treatment.

Figures in italics indicate the base number of FP17s or Patient Questionnaire responses are less than 100. N/A is shown where the base number of responses is less than 10 during the period. % is calculated as Quantity/Base number\*100

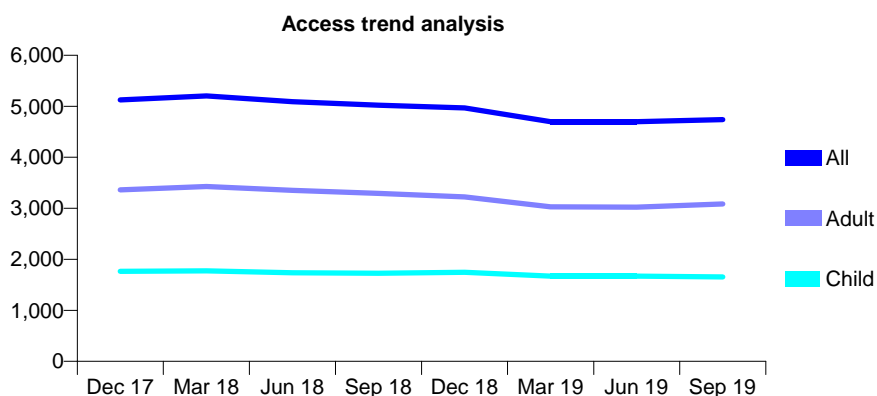
## Q51 - Vital Signs At a Glance Contract Report for 114871/0001 - September 2019

Name or company name	Abbeydale Road Family Dental Centre
Contract type name	GDS Contract
Purpose of contract	General
Contract start date	01/04/2012
Contract end date	

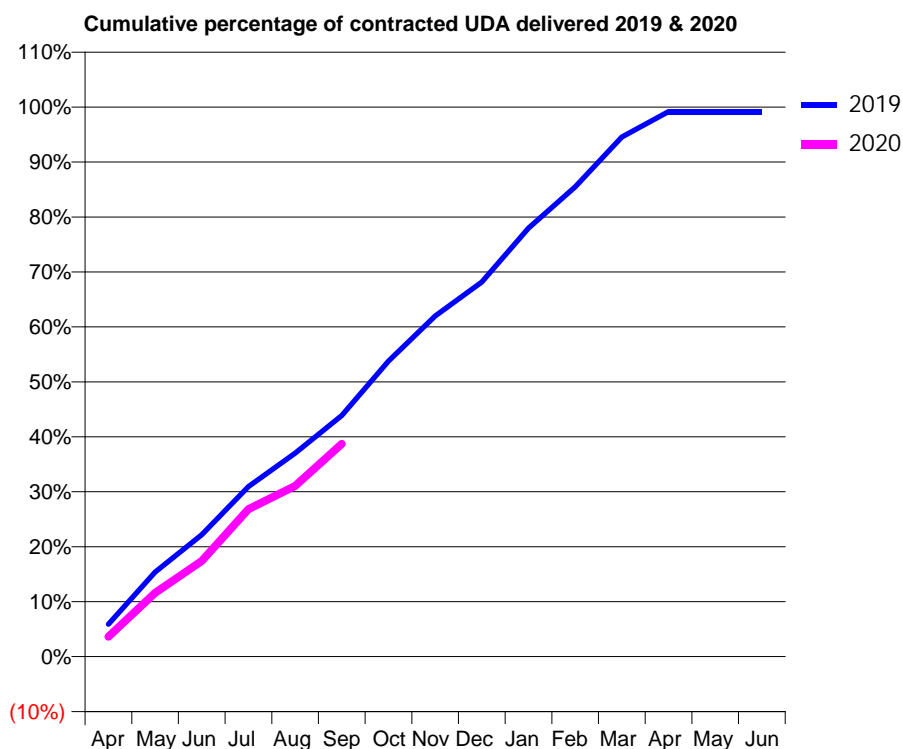
19/20 Contracted general activity (UDA)	13,643
Carry forward general activity (UDA)	113
19/20 Contracted orthodontic activity (UOA)	0
Carry forward orthodontic activity (UOA)	0
Baseline contract value	£370,449.73

### ACCESS\*

Patients seen in 24 months	Total	Change since previous quarter
Quarter ending September 2018	5,020	
Quarter ending December 2018	4,968	↓
Quarter ending March 2019	4,698	↓
Quarter ending June 2019	4,697	→
Quarter ending September 2019	4,739	→
<b>Variance since September 2018</b>	<b>(5.6%)</b>	<b>↓</b>



### ACTIVITY



Month	Adjusted Scheduled Activity (UDA)	
	2019	2020
April	805	494
May	2,100	1,584
June	3,025	2,374
July	4,223	3,661
August	5,050	4,237
September	5,988	5,281
October	7,338	
November	8,456	
December	9,299	
January	10,639	
February	11,663	
March	12,899	
April	13,530	
May	13,530	
June	13,530	

### QUALITY

	Quantity	Base Number	Contract	AT	Region	England
% of FP17s for the same patient ID Re-attending within 3 months - Children	82	1,030	8.0%	9.3%	12.1%	11.5%
% of FP17s for the same patient ID Re-attending within 3 months - Adults	282	1,543	18.3%	13.4%	15.6%	15.4%
% of FP17s for the same patient ID Re-attending between 3 & 9 months - Children	619	1,030	60.1%	62.4%	61.2%	59.7%
% of FP17s for the same patient ID Re-attending between 3 & 9 months - Adults	612	1,543	39.7%	55.9%	54.3%	51.7%
% of FP17s for Band 1 Urgent Courses	176	2,287	7.7%	7.9%	9.1%	9.2%
% of FP17s Relating to Free Repair or Replacements	0	2,287	0.0%	1.2%	0.9%	0.7%
% of FP17s Relating to Continuations	91	2,287	4.0%	1.0%	1.0%	0.8%
% of Patients satisfied with the dentistry they have received	3	4	N/A	95.6%	94.4%	93.5%
% of Patients satisfied with the time they had to wait for an appointment	1	4	N/A	87.9%	88.1%	87.4%

\* This is based on patients treated on this contract for their most recent course of treatment. Figures in italics indicate the base number of FP17s or Patient Questionnaire responses are less than 100. N/A is shown where the base number of responses is less than 10 during the period. % is calculated as Quantity/Base number\*100

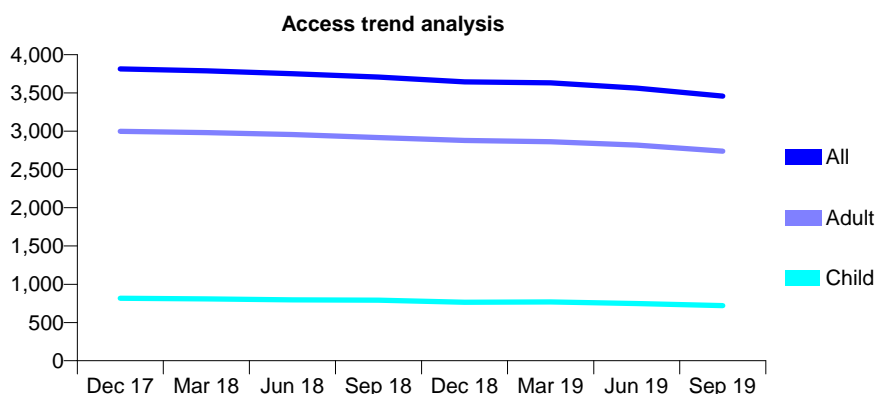
## Q51 - Vital Signs At a Glance Contract Report for 116823/0001 - September 2019

Name or company name	Arif & Razzaq Dental Surgery
Contract type name	GDS Contract
Purpose of contract	General
Contract start date	27/01/2010
Contract end date	

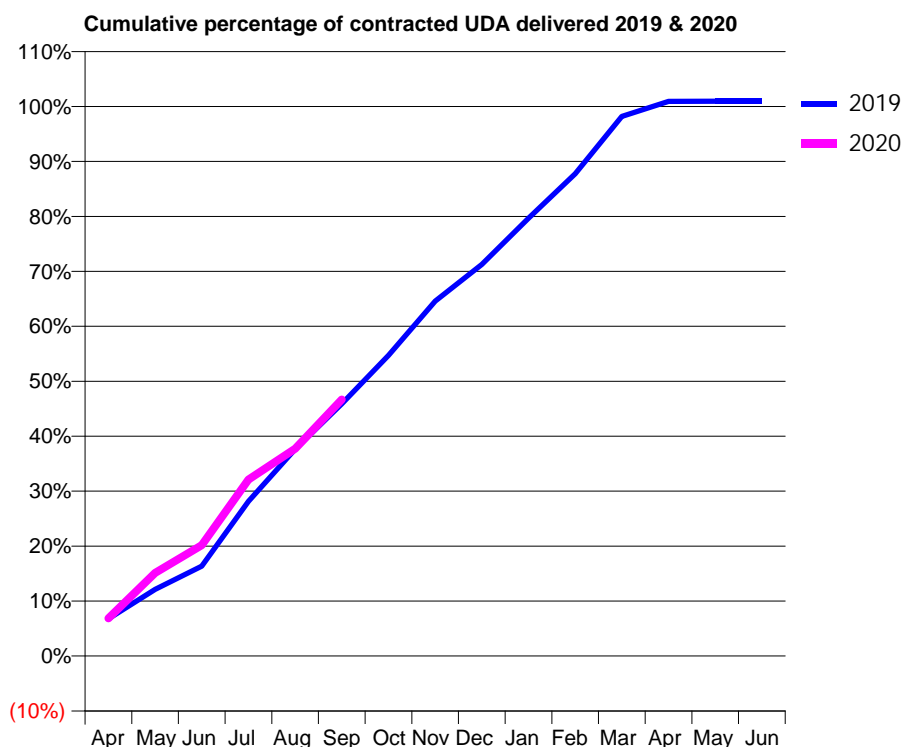
19/20 Contracted general activity (UDA)	10,751
Carry forward general activity (UDA)	-100
19/20 Contracted orthodontic activity (UOA)	0
Carry forward orthodontic activity (UOA)	0
Baseline contract value	£352,204.06

### ACCESS\*

Patients seen in 24 months	Total	Change since previous quarter
Quarter ending September 2018	3,708	
Quarter ending December 2018	3,643	↓
Quarter ending March 2019	3,632	→
Quarter ending June 2019	3,564	↓
Quarter ending September 2019	3,459	↓
<b>Variance since September 2018</b>	<b>(6.7%)</b>	<b>↓</b>



### ACTIVITY



Month	Adjusted Scheduled Activity (UDA)	
	2019	2020
April	730	736
May	1,304	1,626
June	1,761	2,170
July	3,027	3,452
August	4,049	4,055
September	4,932	5,018
October	5,881	
November	6,942	
December	7,659	
January	8,564	
February	9,436	
March	10,557	
April	10,849	
May	10,851	
June	10,851	

### QUALITY

	Quantity	Base Number	Contract	AT	Region	England
% of FP17s for the same patient ID Re-attending within 3 months - Children	71	695	10.2%	9.3%	12.1%	11.5%
% of FP17s for the same patient ID Re-attending within 3 months - Adults	230	2,428	9.5%	13.4%	15.6%	15.4%
% of FP17s for the same patient ID Re-attending between 3 & 9 months - Children	554	695	79.7%	62.4%	61.2%	59.7%
% of FP17s for the same patient ID Re-attending between 3 & 9 months - Adults	1,973	2,428	81.3%	55.9%	54.3%	51.7%
% of FP17s for Band 1 Urgent Courses	101	2,947	3.4%	7.9%	9.1%	9.2%
% of FP17s Relating to Free Repair or Replacements	22	2,947	0.7%	1.2%	0.9%	0.7%
% of FP17s Relating to Continuations	23	2,947	0.8%	1.0%	1.0%	0.8%
% of Patients satisfied with the dentistry they have received	5	5	N/A	95.6%	94.4%	93.5%
% of Patients satisfied with the time they had to wait for an appointment	5	5	N/A	87.9%	88.1%	87.4%

\* This is based on patients treated on this contract for their most recent course of treatment. Figures in italics indicate the base number of FP17s or Patient Questionnaire responses are less than 100. N/A is shown where the base number of responses is less than 10 during the period. % is calculated as Quantity/Base number\*100

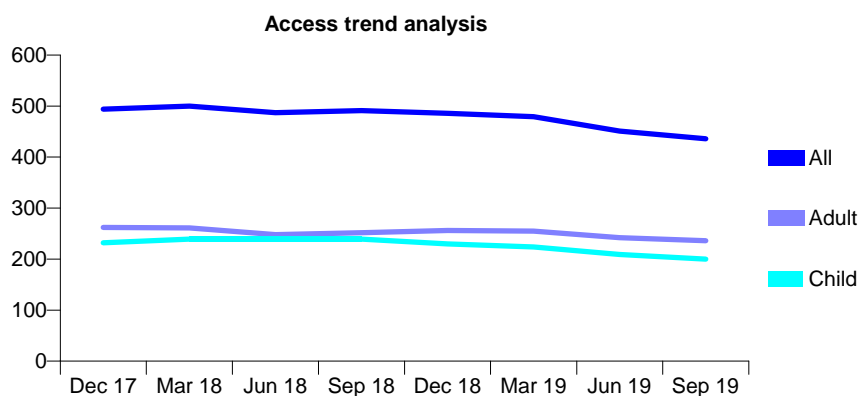
## Q51 - Vital Signs At a Glance Contract Report for 117641/0001 - September 2019

Name or company name	Bealby & Jones
Contract type name	GDS Contract
Purpose of contract	General
Contract start date	01/04/2006
Contract end date	

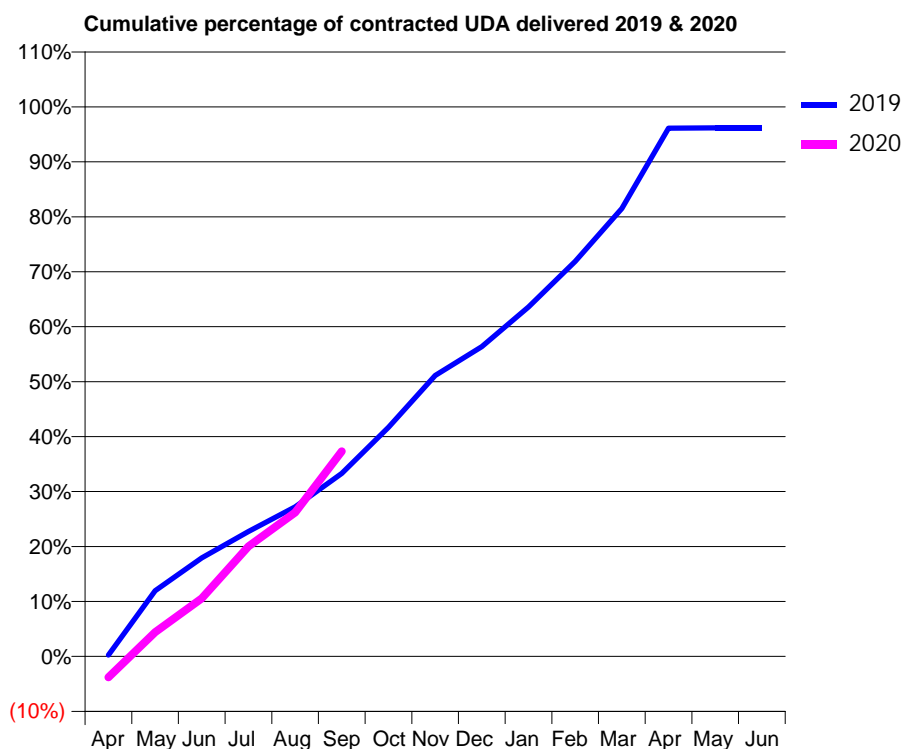
19/20 Contracted general activity (UDA)	1,207
Carry forward general activity (UDA)	46
19/20 Contracted orthodontic activity (UOA)	0
Carry forward orthodontic activity (UOA)	0
Baseline contract value	£39,329.76

### ACCESS\*

Patients seen in 24 months	Total	Change since previous quarter
Quarter ending September 2018	491	
Quarter ending December 2018	486	↓
Quarter ending March 2019	479	↓
Quarter ending June 2019	451	↓
Quarter ending September 2019	436	↓
<b>Variance since September 2018</b>	<b>(11.2%)</b>	<b>↓</b>



### ACTIVITY



Month	Adjusted Scheduled Activity (UDA)	
	2019	2020
April	3	-46
May	144	53
June	216	128
July	274	242
August	328	316
September	402	450
October	503	
November	617	
December	680	
January	768	
February	868	
March	984	
April	1,160	
May	1,161	
June	1,161	

### QUALITY

	Quantity	Base Number	Contract	AT	Region	England
% of FP17s for the same patient ID Re-attending within 3 months - Children	12	161	7.5%	9.3%	12.1%	11.5%
% of FP17s for the same patient ID Re-attending within 3 months - Adults	24	157	15.3%	13.4%	15.6%	15.4%
% of FP17s for the same patient ID Re-attending between 3 & 9 months - Children	110	161	68.3%	62.4%	61.2%	59.7%
% of FP17s for the same patient ID Re-attending between 3 & 9 months - Adults	74	157	47.1%	55.9%	54.3%	51.7%
% of FP17s for Band 1 Urgent Courses	17	249	6.8%	7.9%	9.1%	9.2%
% of FP17s Relating to Free Repair or Replacements	0	249	0.0%	1.2%	0.9%	0.7%
% of FP17s Relating to Continuations	0	249	0.0%	1.0%	1.0%	0.8%
% of Patients satisfied with the dentistry they have received	0	0	N/A	95.6%	94.4%	93.5%
% of Patients satisfied with the time they had to wait for an appointment	0	0	N/A	87.9%	88.1%	87.4%

\* This is based on patients treated on this contract for their most recent course of treatment. Figures in italics indicate the base number of FP17s or Patient Questionnaire responses are less than 100. N/A is shown where the base number of responses is less than 10 during the period. % is calculated as Quantity/Base number\*100

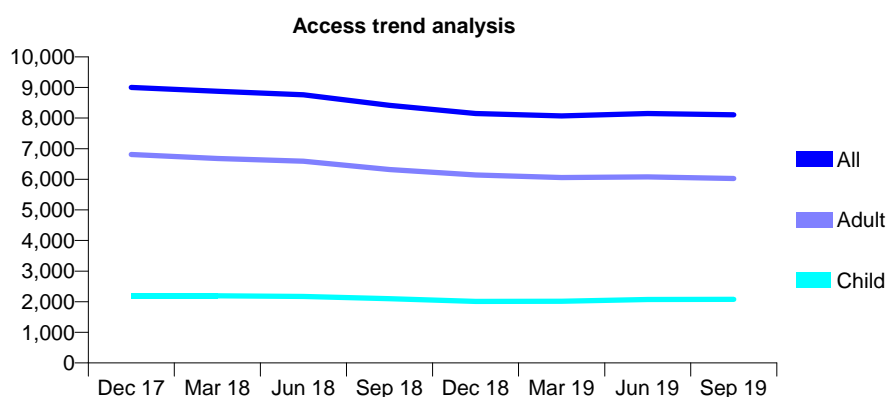
## Q51 - Vital Signs At a Glance Contract Report for 118060/0005 - September 2019

Name or company name	Genix Healthcare Ltd
Contract type name	GDS Contract
Purpose of contract	General
Contract start date	01/11/2006
Contract end date	

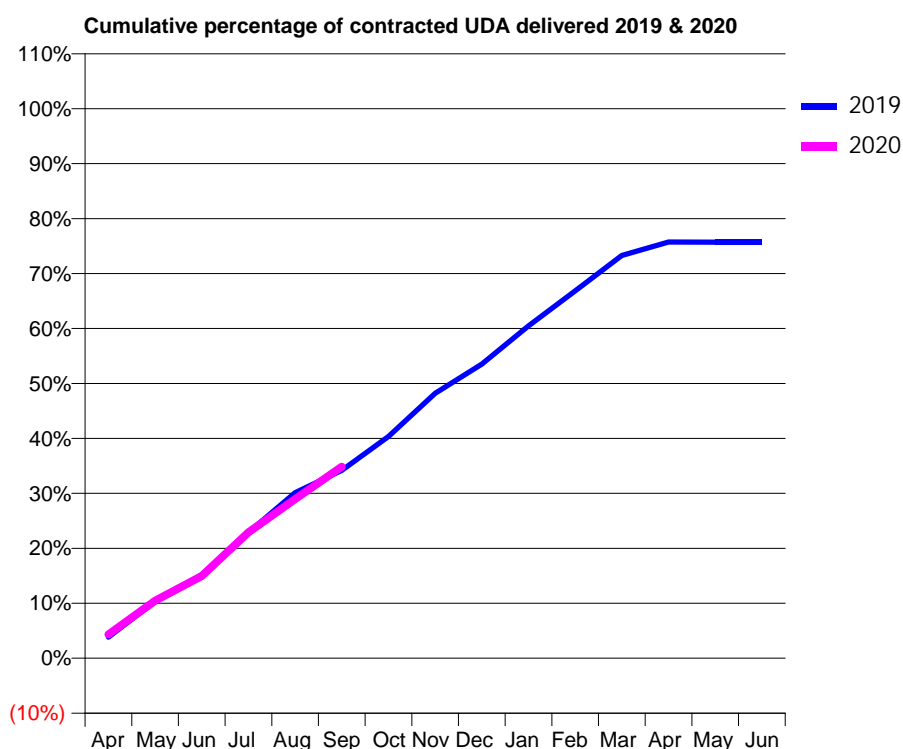
19/20 Contracted general activity (UDA)	28,148
Carry forward general activity (UDA)	0
19/20 Contracted orthodontic activity (UOA)	0
Carry forward orthodontic activity (UOA)	0
Baseline contract value	£751,875.30

### ACCESS\*

Patients seen in 24 months	Total	Change since previous quarter
Quarter ending September 2018	8,416	
Quarter ending December 2018	8,150	↓
Quarter ending March 2019	8,072	→
Quarter ending June 2019	8,150	→
Quarter ending September 2019	8,105	→
<b>Variance since September 2018</b>	<b>(3.7%)</b>	<b>↓</b>



### ACTIVITY



Month	2019	2020
April	1,085	1,216
May	2,914	2,949
June	4,276	4,212
July	6,454	6,451
August	8,482	8,150
September	9,618	9,812
October	11,355	
November	13,570	
December	15,067	
January	17,017	
February	18,815	
March	20,627	
April	21,313	
May	21,306	
June	21,307	

### QUALITY

	Quantity	Base Number	Contract	AT	Region	England
% of FP17s for the same patient ID Re-attending within 3 months - Children	208	1,950	10.7%	9.3%	12.1%	11.5%
% of FP17s for the same patient ID Re-attending within 3 months - Adults	533	4,695	11.4%	13.4%	15.6%	15.4%
% of FP17s for the same patient ID Re-attending between 3 & 9 months - Children	1,310	1,950	67.2%	62.4%	61.2%	59.7%
% of FP17s for the same patient ID Re-attending between 3 & 9 months - Adults	3,022	4,695	64.4%	55.9%	54.3%	51.7%
% of FP17s for Band 1 Urgent Courses	406	6,255	6.5%	7.9%	9.1%	9.2%
% of FP17s Relating to Free Repair or Replacements	58	6,255	0.9%	1.2%	0.9%	0.7%
% of FP17s Relating to Continuations	15	6,255	0.2%	1.0%	1.0%	0.8%
% of Patients satisfied with the dentistry they have received	6	6	N/A	95.6%	94.4%	93.5%
% of Patients satisfied with the time they had to wait for an appointment	4	6	N/A	87.9%	88.1%	87.4%

\* This is based on patients treated on this contract for their most recent course of treatment.

Figures in italics indicate the base number of FP17s or Patient Questionnaire responses are less than 100. N/A is shown where the base number of responses is less than 10 during the period. % is calculated as Quantity/Base number\*100



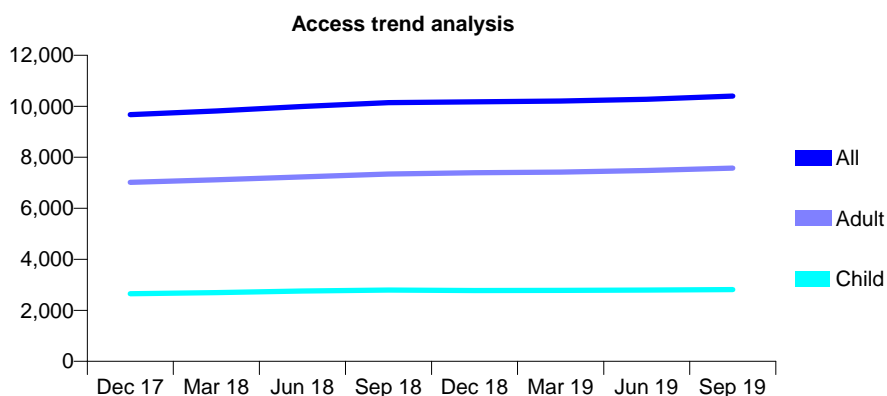
## Q51 - Vital Signs At a Glance Contract Report for 118060/0007 - September 2019

Name or company name	Genix Healthcare Ltd
Contract type name	GDS Contract
Purpose of contract	General
Contract start date	01/01/2007
Contract end date	

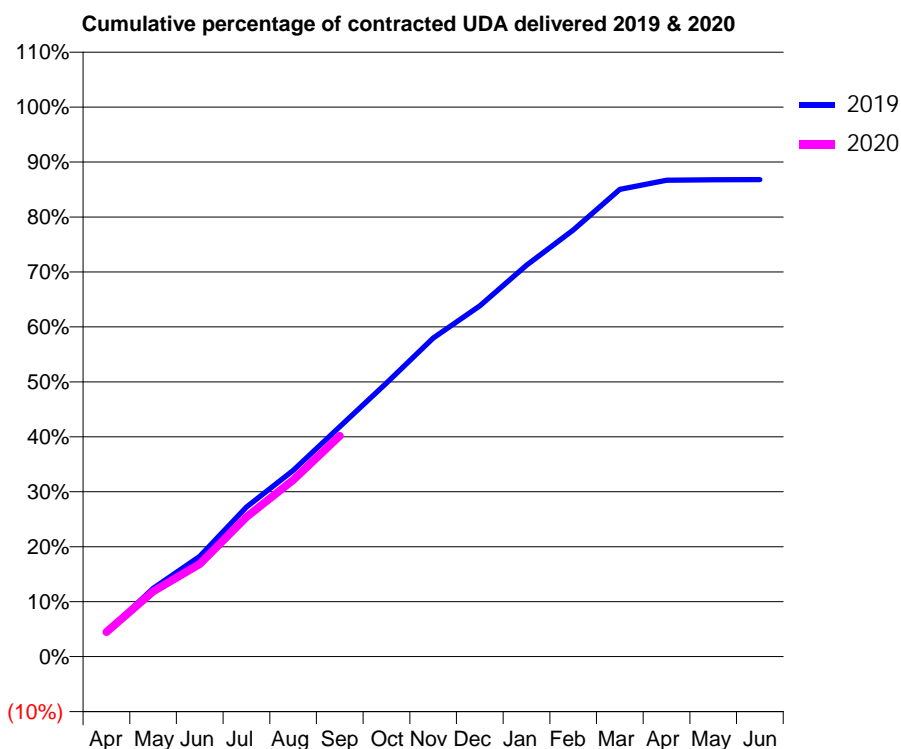
19/20 Contracted general activity (UDA)	31,865
Carry forward general activity (UDA)	0
19/20 Contracted orthodontic activity (UOA)	0
Carry forward orthodontic activity (UOA)	0
Baseline contract value	£933,343.03

### ACCESS\*

Patients seen in 24 months	Total	Change since previous quarter
Quarter ending September 2018	10,142	
Quarter ending December 2018	10,175	→
Quarter ending March 2019	10,204	→
Quarter ending June 2019	10,278	→
Quarter ending September 2019	10,395	→
<b>Variance since September 2018</b>	<b>2.5%</b>	<b>↑</b>



### ACTIVITY



Month	Adjusted Scheduled Activity (UDA)	
	2019	2020
April	1,416	1,430
May	3,956	3,787
June	5,811	5,370
July	8,674	8,098
August	10,802	10,241
September	13,338	12,799
October	15,862	
November	18,469	
December	20,338	
January	22,689	
February	24,732	
March	27,094	
April	27,627	
May	27,644	
June	27,653	

### QUALITY

	Quantity	Base Number	Contract	AT	Region	England
% of FP17s for the same patient ID Re-attending within 3 months - Children	83	1,709	4.9%	9.3%	12.1%	11.5%
% of FP17s for the same patient ID Re-attending within 3 months - Adults	481	4,345	11.1%	13.4%	15.6%	15.4%
% of FP17s for the same patient ID Re-attending between 3 & 9 months - Children	907	1,709	53.1%	62.4%	61.2%	59.7%
% of FP17s for the same patient ID Re-attending between 3 & 9 months - Adults	2,052	4,345	47.2%	55.9%	54.3%	51.7%
% of FP17s for Band 1 Urgent Courses	306	5,788	5.3%	7.9%	9.1%	9.2%
% of FP17s Relating to Free Repair or Replacements	30	5,788	0.5%	1.2%	0.9%	0.7%
% of FP17s Relating to Continuations	29	5,788	0.5%	1.0%	1.0%	0.8%
% of Patients satisfied with the dentistry they have received	2	2	N/A	95.6%	94.4%	93.5%
% of Patients satisfied with the time they had to wait for an appointment	2	2	N/A	87.9%	88.1%	87.4%

\* This is based on patients treated on this contract for their most recent course of treatment. Figures in italics indicate the base number of FP17s or Patient Questionnaire responses are less than 100. N/A is shown where the base number of responses is less than 10 during the period. % is calculated as Quantity/Base number\*100

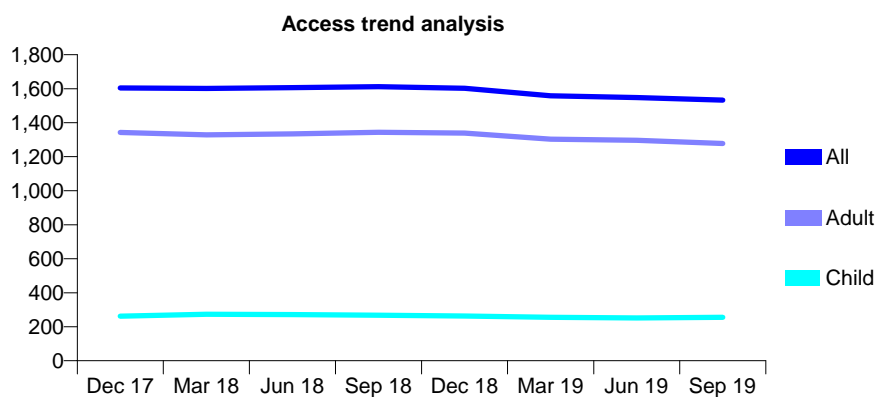
## Q51 - Vital Signs At a Glance Contract Report for 118060/0011 - September 2019

Name or company name	Genix Healthcare Ltd
Contract type name	GDS Contract
Purpose of contract	General
Contract start date	01/04/2007
Contract end date	

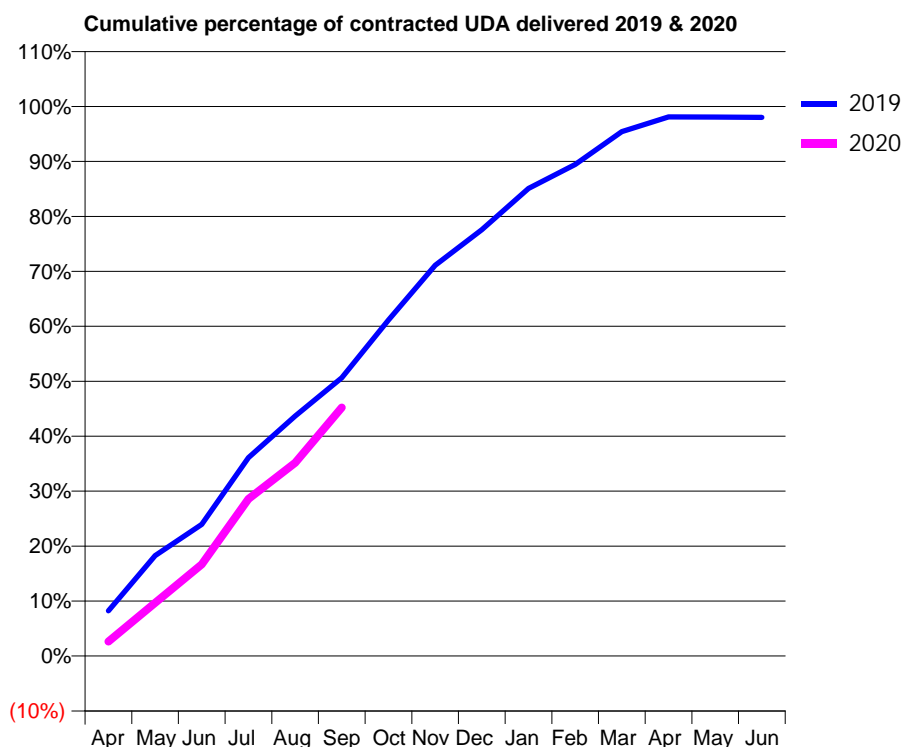
19/20 Contracted general activity (UDA)	4,381
Carry forward general activity (UDA)	87
19/20 Contracted orthodontic activity (UOA)	0
Carry forward orthodontic activity (UOA)	0
Baseline contract value	£128,322.22

### ACCESS\*

Patients seen in 24 months	Total	Change since previous quarter
Quarter ending September 2018	1,612	
Quarter ending December 2018	1,602	→
Quarter ending March 2019	1,558	↓
Quarter ending June 2019	1,548	→
Quarter ending September 2019	1,533	→
<b>Variance since September 2018</b>	<b>(4.9%)</b>	<b>↓</b>



### ACTIVITY



Month	Adjusted Scheduled Activity (UDA)	
	2019	2020
April	361	115
May	802	425
June	1,050	731
July	1,582	1,253
August	1,913	1,541
September	2,219	1,981
October	2,679	
November	3,115	
December	3,398	
January	3,727	
February	3,919	
March	4,180	
April	4,298	
May	4,297	
June	4,294	

### QUALITY

	Quantity	Base Number	Contract	AT	Region	England
% of FP17s for the same patient ID Re-attending within 3 months - Children	8	218	3.7%	9.3%	12.1%	11.5%
% of FP17s for the same patient ID Re-attending within 3 months - Adults	98	999	9.8%	13.4%	15.6%	15.4%
% of FP17s for the same patient ID Re-attending between 3 & 9 months - Children	152	218	69.7%	62.4%	61.2%	59.7%
% of FP17s for the same patient ID Re-attending between 3 & 9 months - Adults	627	999	62.8%	55.9%	54.3%	51.7%
% of FP17s for Band 1 Urgent Courses	69	1,177	5.9%	7.9%	9.1%	9.2%
% of FP17s Relating to Free Repair or Replacements	0	1,177	0.0%	1.2%	0.9%	0.7%
% of FP17s Relating to Continuations	5	1,177	0.4%	1.0%	1.0%	0.8%
% of Patients satisfied with the dentistry they have received	3	3	N/A	95.6%	94.4%	93.5%
% of Patients satisfied with the time they had to wait for an appointment	3	3	N/A	87.9%	88.1%	87.4%

\* This is based on patients treated on this contract for their most recent course of treatment. Figures in italics indicate the base number of FP17s or Patient Questionnaire responses are less than 100. N/A is shown where the base number of responses is less than 10 during the period. % is calculated as Quantity/Base number\*100

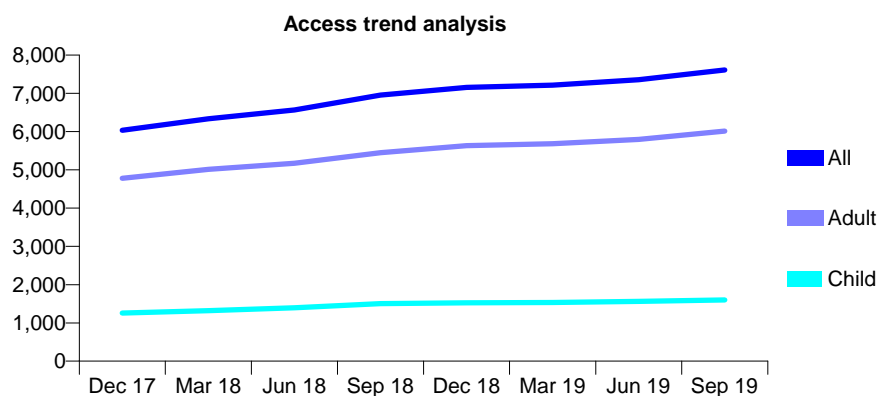
## Q51 - Vital Signs At a Glance Contract Report for 118060/0013 - September 2019

Name or company name	Genix Healthcare Ltd
Contract type name	GDS Contract
Purpose of contract	General
Contract start date	01/05/2007
Contract end date	

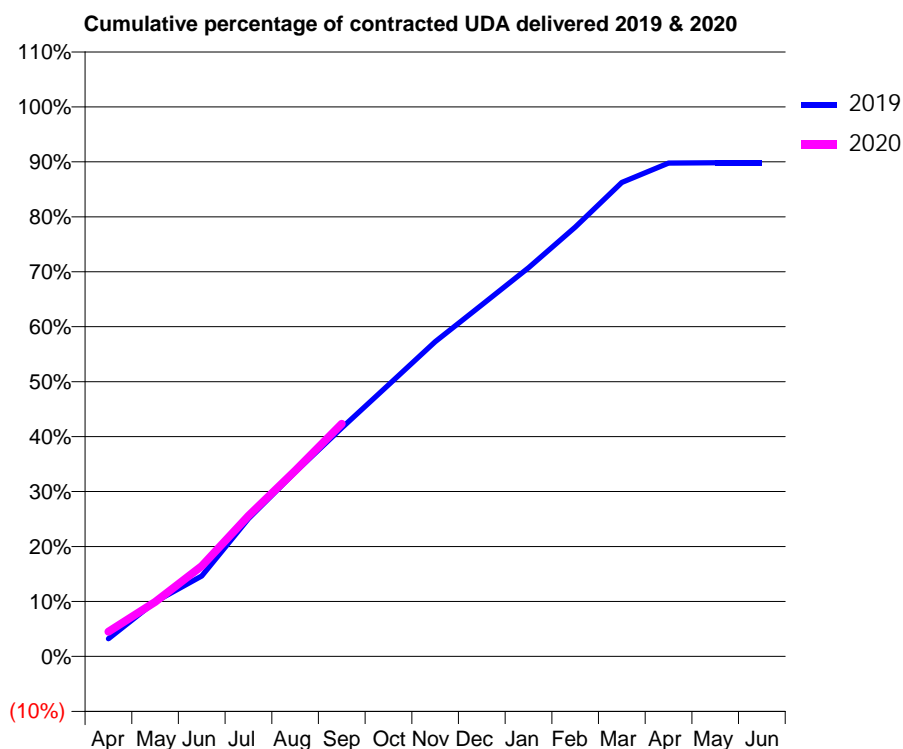
19/20 Contracted general activity (UDA)	25,767
Carry forward general activity (UDA)	0
19/20 Contracted orthodontic activity (UOA)	0
Carry forward orthodontic activity (UOA)	0
Baseline contract value	£899,020.68

### ACCESS\*

Patients seen in 24 months	Total	Change since previous quarter
Quarter ending September 2018	6,953	
Quarter ending December 2018	7,155	↑
Quarter ending March 2019	7,214	→
Quarter ending June 2019	7,357	→
Quarter ending September 2019	7,612	↑
<b>Variance since September 2018</b>	<b>9.5%</b>	<b>↑</b>



### ACTIVITY



Month	2019	2020
April	830	1,157
May	2,560	2,557
June	3,773	4,239
July	6,453	6,592
August	8,645	8,705
September	10,714	10,908
October	12,730	
November	14,763	
December	16,482	
January	18,224	
February	20,128	
March	22,222	
April	23,131	
May	23,144	
June	23,142	

### QUALITY

	Quantity	Base Number	Contract	AT	Region	England
% of FP17s for the same patient ID Re-attending within 3 months - Children	222	1,556	14.3%	9.3%	12.1%	11.5%
% of FP17s for the same patient ID Re-attending within 3 months - Adults	524	4,204	12.5%	13.4%	15.6%	15.4%
% of FP17s for the same patient ID Re-attending between 3 & 9 months - Children	970	1,556	62.3%	62.4%	61.2%	59.7%
% of FP17s for the same patient ID Re-attending between 3 & 9 months - Adults	2,125	4,204	50.5%	55.9%	54.3%	51.7%
% of FP17s for Band 1 Urgent Courses	456	5,372	8.5%	7.9%	9.1%	9.2%
% of FP17s Relating to Free Repair or Replacements	78	5,372	1.5%	1.2%	0.9%	0.7%
% of FP17s Relating to Continuations	11	5,372	0.2%	1.0%	1.0%	0.8%
% of Patients satisfied with the dentistry they have received	3	3	N/A	95.6%	94.4%	93.5%
% of Patients satisfied with the time they had to wait for an appointment	3	3	N/A	87.9%	88.1%	87.4%

\* This is based on patients treated on this contract for their most recent course of treatment. Figures in italics indicate the base number of FP17s or Patient Questionnaire responses are less than 100. N/A is shown where the base number of responses is less than 10 during the period. % is calculated as Quantity/Base number\*100

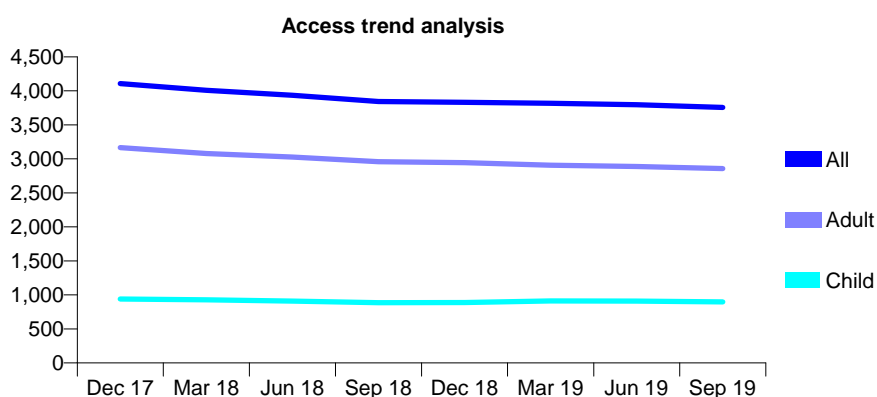
## Q51 - Vital Signs At a Glance Contract Report for 119008/0001 - September 2019

Name or company name	765 Dental Care
Contract type name	GDS Contract
Purpose of contract	General
Contract start date	01/04/2014
Contract end date	

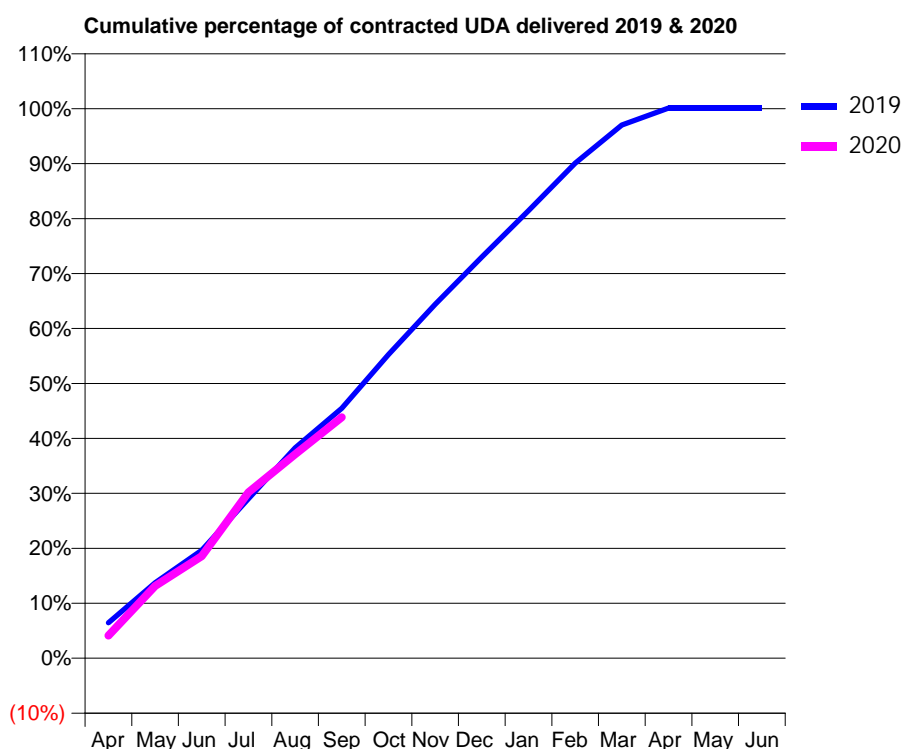
19/20 Contracted general activity (UDA)	11,430
Carry forward general activity (UDA)	-13
19/20 Contracted orthodontic activity (UOA)	0
Carry forward orthodontic activity (UOA)	0
Baseline contract value	£354,871.41

### ACCESS\*

Patients seen in 24 months	Total	Change since previous quarter
Quarter ending September 2018	3,844	
Quarter ending December 2018	3,833	→
Quarter ending March 2019	3,818	→
Quarter ending June 2019	3,797	→
Quarter ending September 2019	3,755	↓
<b>Variance since September 2018</b>	<b>(2.3%)</b>	<b>↓</b>



### ACTIVITY



Month	2019	2020
April	740	470
May	1,572	1,504
June	2,244	2,123
July	3,317	3,449
August	4,376	4,242
September	5,196	5,012
October	6,317	
November	7,359	
December	8,343	
January	9,310	
February	10,297	
March	11,088	
April	11,444	
May	11,443	
June	11,443	

### QUALITY

	Quantity	Base Number	Contract	AT	Region	England
% of FP17s for the same patient ID Re-attending within 3 months - Children	60	718	8.4%	9.3%	12.1%	11.5%
% of FP17s for the same patient ID Re-attending within 3 months - Adults	307	2,300	13.3%	13.4%	15.6%	15.4%
% of FP17s for the same patient ID Re-attending between 3 & 9 months - Children	497	718	69.2%	62.4%	61.2%	59.7%
% of FP17s for the same patient ID Re-attending between 3 & 9 months - Adults	1,548	2,300	67.3%	55.9%	54.3%	51.7%
% of FP17s for Band 1 Urgent Courses	160	2,830	5.7%	7.9%	9.1%	9.2%
% of FP17s Relating to Free Repair or Replacements	27	2,830	1.0%	1.2%	0.9%	0.7%
% of FP17s Relating to Continuations	27	2,830	1.0%	1.0%	1.0%	0.8%
% of Patients satisfied with the dentistry they have received	2	2	N/A	95.6%	94.4%	93.5%
% of Patients satisfied with the time they had to wait for an appointment	2	2	N/A	87.9%	88.1%	87.4%

\* This is based on patients treated on this contract for their most recent course of treatment.

Figures in italics indicate the base number of FP17s or Patient Questionnaire responses are less than 100. N/A is shown where the base number of responses is less than 10 during the period. % is calculated as Quantity/Base number\*100

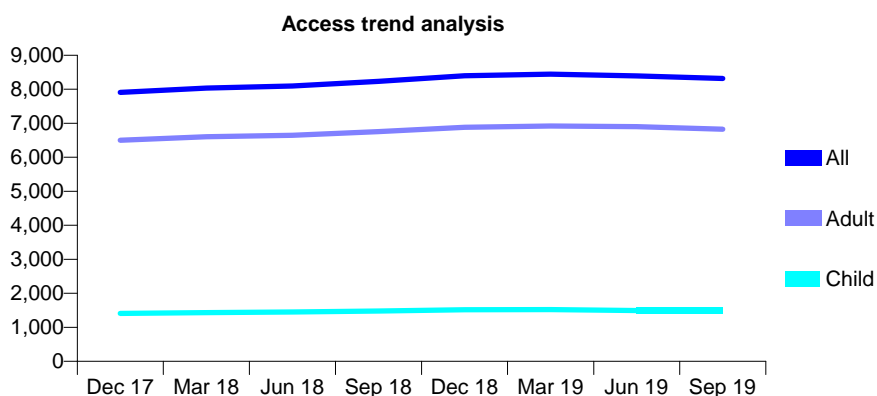
## Q51 - Vital Signs At a Glance Contract Report for 120324/0001 - September 2019

Name or company name	Mrs EA Hughes-Docherty
Contract type name	GDS Contract
Purpose of contract	General
Contract start date	01/04/2006
Contract end date	

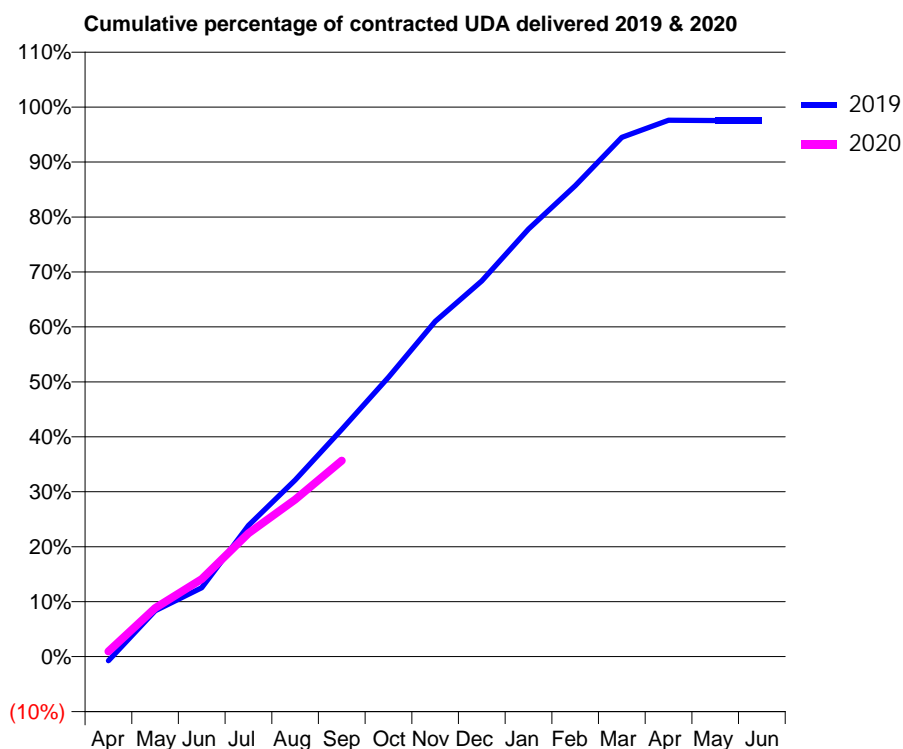
19/20 Contracted general activity (UDA)	21,825
Carry forward general activity (UDA)	538
19/20 Contracted orthodontic activity (UOA)	0
Carry forward orthodontic activity (UOA)	0
Baseline contract value	£714,384.36

### ACCESS\*

Patients seen in 24 months	Total	Change since previous quarter
Quarter ending September 2018	8,233	
Quarter ending December 2018	8,399	↑
Quarter ending March 2019	8,445	→
Quarter ending June 2019	8,393	→
Quarter ending September 2019	8,319	→
<b>Variance since September 2018</b>	<b>1.0%</b>	<b>→</b>



### ACTIVITY



Month	Adjusted Scheduled Activity (UDA)	
	2019	2020
April	-167	209
May	1,826	1,931
June	2,735	3,079
July	5,207	4,895
August	7,013	6,235
September	9,022	7,781
October	11,095	
November	13,314	
December	14,925	
January	16,980	
February	18,705	
March	20,623	
April	21,298	
May	21,288	
June	21,287	

### QUALITY

	Quantity	Base Number	Contract	AT	Region	England
% of FP17s for the same patient ID Re-attending within 3 months - Children	58	1,131	5.1%	9.3%	12.1%	11.5%
% of FP17s for the same patient ID Re-attending within 3 months - Adults	577	4,944	11.7%	13.4%	15.6%	15.4%
% of FP17s for the same patient ID Re-attending between 3 & 9 months - Children	829	1,131	73.3%	62.4%	61.2%	59.7%
% of FP17s for the same patient ID Re-attending between 3 & 9 months - Adults	3,105	4,944	62.8%	55.9%	54.3%	51.7%
% of FP17s for Band 1 Urgent Courses	225	5,192	4.3%	7.9%	9.1%	9.2%
% of FP17s Relating to Free Repair or Replacements	89	5,192	1.7%	1.2%	0.9%	0.7%
% of FP17s Relating to Continuations	58	5,192	1.1%	1.0%	1.0%	0.8%
% of Patients satisfied with the dentistry they have received	5	5	N/A	95.6%	94.4%	93.5%
% of Patients satisfied with the time they had to wait for an appointment	5	5	N/A	87.9%	88.1%	87.4%

\* This is based on patients treated on this contract for their most recent course of treatment. Figures in italics indicate the base number of FP17s or Patient Questionnaire responses are less than 100. N/A is shown where the base number of responses is less than 10 during the period. % is calculated as Quantity/Base number\*100

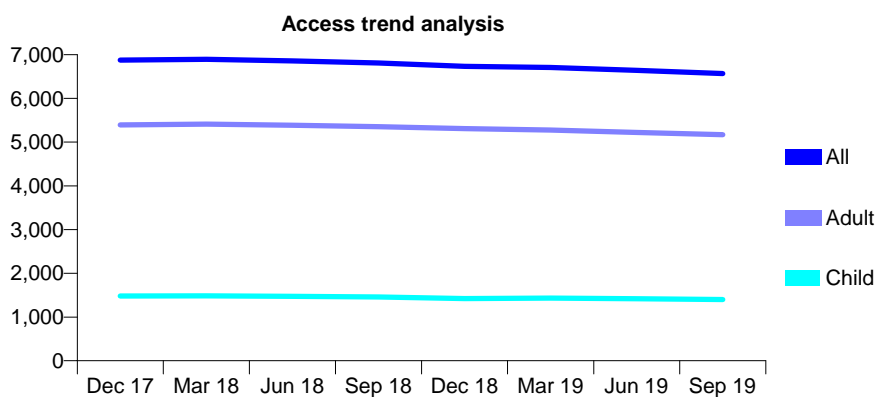
## Q51 - Vital Signs At a Glance Contract Report for 122270/0001 - September 2019

Name or company name	Birley Moor Dental Practice Partnership
Contract type name	GDS Contract
Purpose of contract	General
Contract start date	31/03/2012
Contract end date	

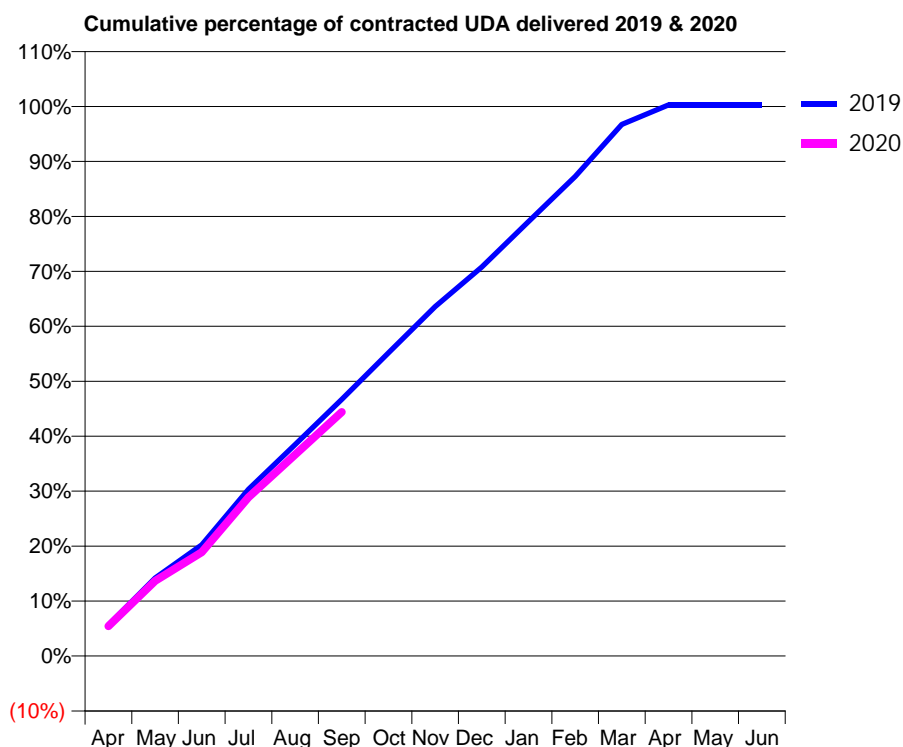
19/20 Contracted general activity (UDA)	19,200
Carry forward general activity (UDA)	-53
19/20 Contracted orthodontic activity (UOA)	0
Carry forward orthodontic activity (UOA)	0
Baseline contract value	£527,362.23

### ACCESS\*

Patients seen in 24 months	Total	Change since previous quarter
Quarter ending September 2018	6,810	
Quarter ending December 2018	6,732	↓
Quarter ending March 2019	6,708	→
Quarter ending June 2019	6,641	→
Quarter ending September 2019	6,567	↓
<b>Variance since September 2018</b>	<b>(3.6%)</b>	<b>↓</b>



### ACTIVITY



Month	Adjusted Scheduled Activity (UDA)	
	2019	2020
April	1,088	1,043
May	2,727	2,626
June	3,884	3,629
July	5,824	5,547
August	7,388	7,037
September	8,969	8,525
October	10,592	
November	12,210	
December	13,591	
January	15,175	
February	16,754	
March	18,573	
April	19,253	
May	19,253	
June	19,253	

### QUALITY

	Quantity	Base Number	Contract	AT	Region	England
% of FP17s for the same patient ID Re-attending within 3 months - Children	96	1,214	7.9%	9.3%	12.1%	11.5%
% of FP17s for the same patient ID Re-attending within 3 months - Adults	454	4,162	10.9%	13.4%	15.6%	15.4%
% of FP17s for the same patient ID Re-attending between 3 & 9 months - Children	940	1,214	77.4%	62.4%	61.2%	59.7%
% of FP17s for the same patient ID Re-attending between 3 & 9 months - Adults	2,869	4,162	68.9%	55.9%	54.3%	51.7%
% of FP17s for Band 1 Urgent Courses	283	5,012	5.6%	7.9%	9.1%	9.2%
% of FP17s Relating to Free Repair or Replacements	26	5,012	0.5%	1.2%	0.9%	0.7%
% of FP17s Relating to Continuations	53	5,012	1.1%	1.0%	1.0%	0.8%
% of Patients satisfied with the dentistry they have received	2	2	N/A	95.6%	94.4%	93.5%
% of Patients satisfied with the time they had to wait for an appointment	2	2	N/A	87.9%	88.1%	87.4%

\* This is based on patients treated on this contract for their most recent course of treatment. Figures in italics indicate the base number of FP17s or Patient Questionnaire responses are less than 100. N/A is shown where the base number of responses is less than 10 during the period. % is calculated as Quantity/Base number\*100

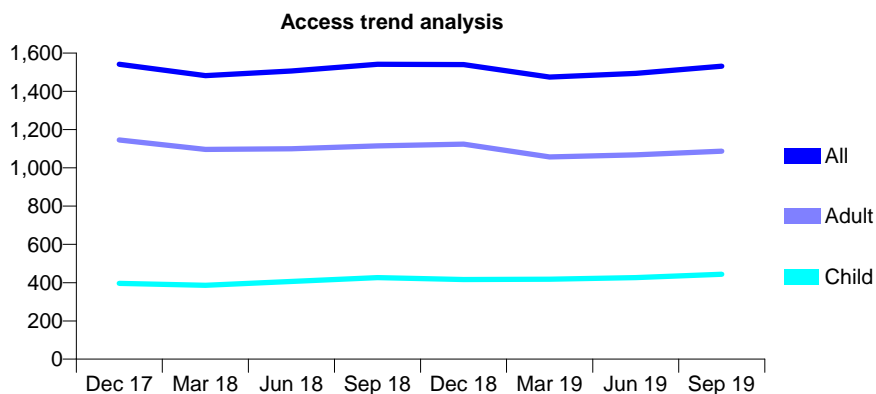
## Q51 - Vital Signs At a Glance Contract Report for 122491/0001 - September 2019

Name or company name	Norfolk Park Family Dental Centre
Contract type name	GDS Contract
Purpose of contract	General
Contract start date	01/04/2012
Contract end date	

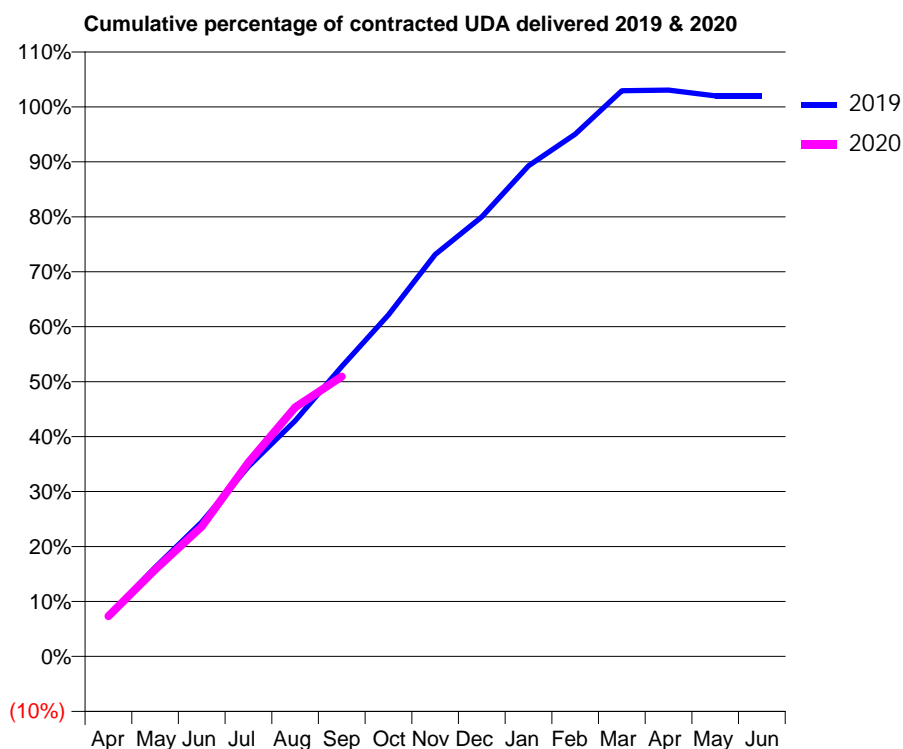
19/20 Contracted general activity (UDA)	4,621
Carry forward general activity (UDA)	-92
19/20 Contracted orthodontic activity (UOA)	0
Carry forward orthodontic activity (UOA)	0
Baseline contract value	£106,932.49

### ACCESS\*

Patients seen in 24 months	Total	Change since previous quarter
Quarter ending September 2018	1,541	
Quarter ending December 2018	1,540	→
Quarter ending March 2019	1,475	↓
Quarter ending June 2019	1,494	→
Quarter ending September 2019	1,531	↑
<b>Variance since September 2018</b>	<b>(0.6%)</b>	<b>→</b>



### ACTIVITY



Month	2019	2020
April	341	338
May	749	731
June	1,130	1,092
July	1,597	1,632
August	1,982	2,095
September	2,437	2,354
October	2,873	
November	3,380	
December	3,696	
January	4,125	
February	4,391	
March	4,756	
April	4,762	
May	4,713	
June	4,713	

### QUALITY

	Quantity	Base Number	Contract	AT	Region	England
% of FP17s for the same patient ID Re-attending within 3 months - Children	26	287	9.1%	9.3%	12.1%	11.5%
% of FP17s for the same patient ID Re-attending within 3 months - Adults	70	615	11.4%	13.4%	15.6%	15.4%
% of FP17s for the same patient ID Re-attending between 3 & 9 months - Children	142	287	49.5%	62.4%	61.2%	59.7%
% of FP17s for the same patient ID Re-attending between 3 & 9 months - Adults	172	615	28.0%	55.9%	54.3%	51.7%
% of FP17s for Band 1 Urgent Courses	103	892	11.5%	7.9%	9.1%	9.2%
% of FP17s Relating to Free Repair or Replacements	18	892	2.0%	1.2%	0.9%	0.7%
% of FP17s Relating to Continuations	1	892	0.1%	1.0%	1.0%	0.8%
% of Patients satisfied with the dentistry they have received	0	0	N/A	95.6%	94.4%	93.5%
% of Patients satisfied with the time they had to wait for an appointment	0	0	N/A	87.9%	88.1%	87.4%

\* This is based on patients treated on this contract for their most recent course of treatment. Figures in italics indicate the base number of FP17s or Patient Questionnaire responses are less than 100. N/A is shown where the base number of responses is less than 10 during the period. % is calculated as Quantity/Base number\*100

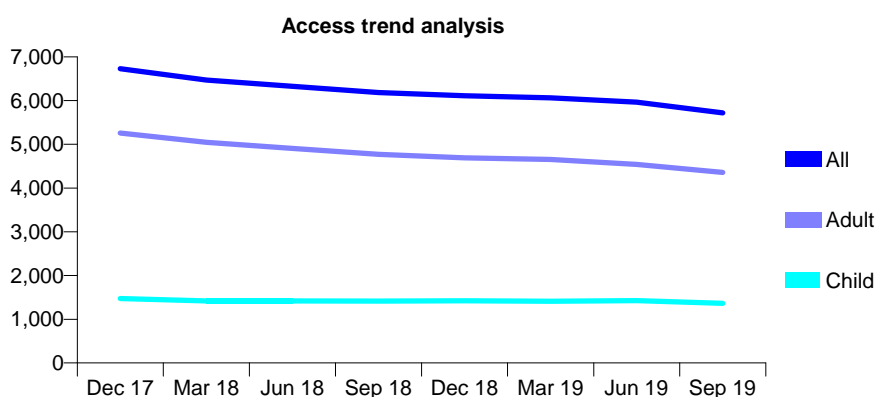
## Q51 - Vital Signs At a Glance Contract Report for 125679/0001 - September 2019

Name or company name	Carcroft Dental Practice
Contract type name	GDS Contract
Purpose of contract	General
Contract start date	01/01/2012
Contract end date	

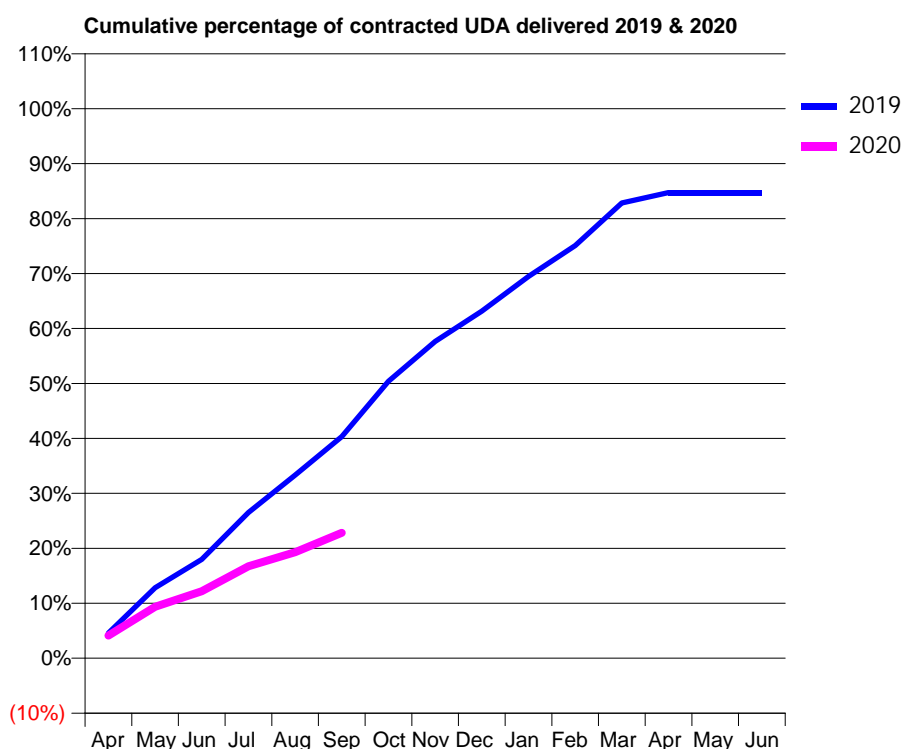
19/20 Contracted general activity (UDA)	21,566
Carry forward general activity (UDA)	0
19/20 Contracted orthodontic activity (UOA)	0
Carry forward orthodontic activity (UOA)	0
Baseline contract value	£631,680.36

### ACCESS\*

Patients seen in 24 months	Total	Change since previous quarter
Quarter ending September 2018	6,185	
Quarter ending December 2018	6,111	↓
Quarter ending March 2019	6,063	→
Quarter ending June 2019	5,965	↓
Quarter ending September 2019	5,721	↓
<b>Variance since September 2018</b>	<b>(7.5%)</b>	<b>↓</b>



### ACTIVITY



Month	2019	2020
April	989	892
May	2,765	2,020
June	3,878	2,629
July	5,719	3,608
August	7,190	4,164
September	8,694	4,920
October	10,866	
November	12,432	
December	13,620	
January	14,983	
February	16,196	
March	17,863	
April	18,270	
May	18,270	
June	18,270	

### QUALITY

	Quantity	Base Number	Contract	AT	Region	England
% of FP17s for the same patient ID Re-attending within 3 months - Children	30	700	4.3%	9.3%	12.1%	11.5%
% of FP17s for the same patient ID Re-attending within 3 months - Adults	169	1,733	9.8%	13.4%	15.6%	15.4%
% of FP17s for the same patient ID Re-attending between 3 & 9 months - Children	399	700	57.0%	62.4%	61.2%	59.7%
% of FP17s for the same patient ID Re-attending between 3 & 9 months - Adults	736	1,733	42.5%	55.9%	54.3%	51.7%
% of FP17s for Band 1 Urgent Courses	170	2,253	7.5%	7.9%	9.1%	9.2%
% of FP17s Relating to Free Repair or Replacements	9	2,253	0.4%	1.2%	0.9%	0.7%
% of FP17s Relating to Continuations	17	2,253	0.8%	1.0%	1.0%	0.8%
% of Patients satisfied with the dentistry they have received	4	4	N/A	95.6%	94.4%	93.5%
% of Patients satisfied with the time they had to wait for an appointment	4	4	N/A	87.9%	88.1%	87.4%

\* This is based on patients treated on this contract for their most recent course of treatment.

Figures in italics indicate the base number of FP17s or Patient Questionnaire responses are less than 100. N/A is shown where the base number of responses is less than 10 during the period. % is calculated as Quantity/Base number\*100



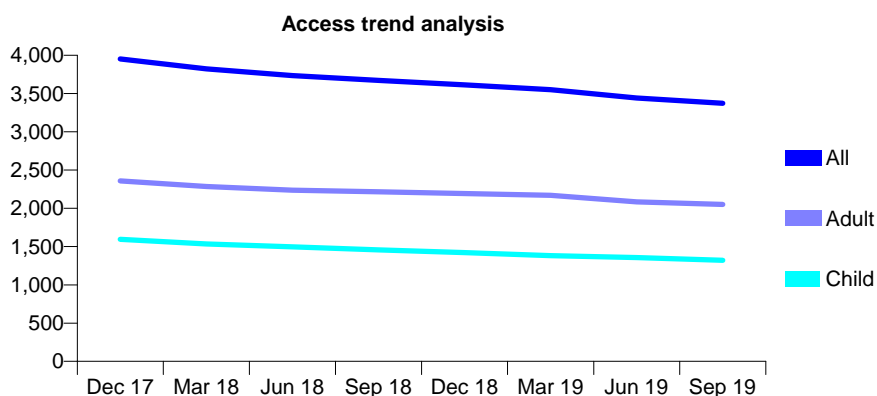
## Q51 - Vital Signs At a Glance Contract Report for 127922/0001 - September 2019

Name or company name	Pitsmoor Dental Health
Contract type name	GDS Contract
Purpose of contract	General
Contract start date	01/07/2011
Contract end date	

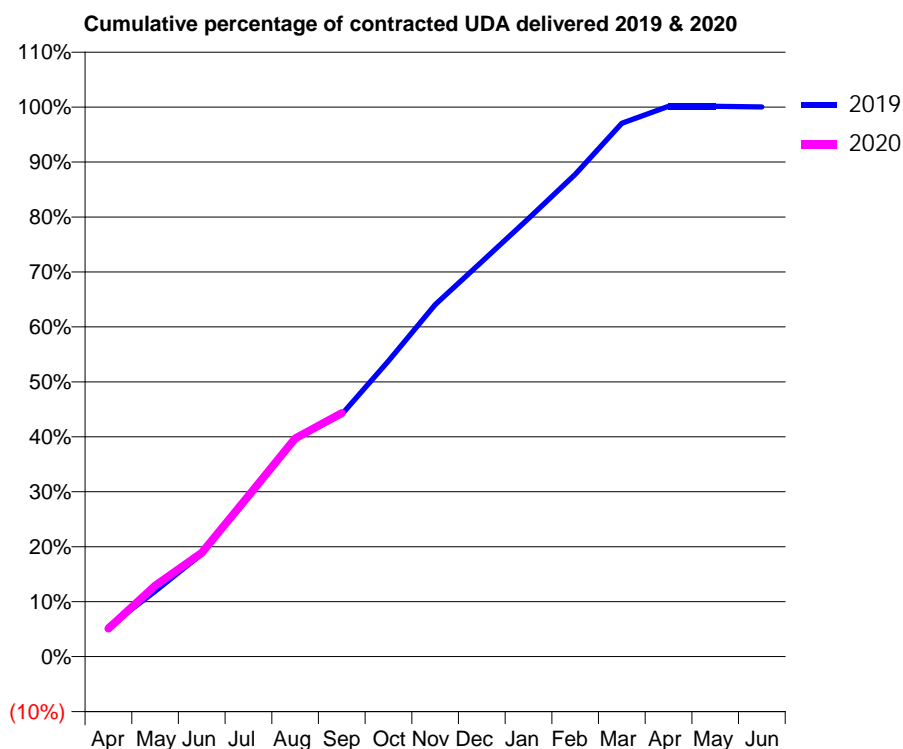
19/20 Contracted general activity (UDA)	11,393
Carry forward general activity (UDA)	-2
19/20 Contracted orthodontic activity (UOA)	0
Carry forward orthodontic activity (UOA)	0
Baseline contract value	£378,826.31

### ACCESS\*

Patients seen in 24 months	Total	Change since previous quarter
Quarter ending September 2018	3,672	
Quarter ending December 2018	3,614	↓
Quarter ending March 2019	3,550	↓
Quarter ending June 2019	3,441	↓
Quarter ending September 2019	3,372	↓
<b>Variance since September 2018</b>	<b>(8.2%)</b>	<b>↓</b>



### ACTIVITY



Month	Adjusted Scheduled Activity (UDA)	
	2019	2020
April	617	582
May	1,357	1,471
June	2,131	2,152
July	3,336	3,332
August	4,534	4,524
September	5,021	5,046
October	6,130	
November	7,297	
December	8,187	
January	9,084	
February	9,998	
March	11,057	
April	11,407	
May	11,407	
June	11,395	

### QUALITY

	Quantity	Base Number	Contract	AT	Region	England
% of FP17s for the same patient ID Re-attending within 3 months - Children	59	1,014	5.8%	9.3%	12.1%	11.5%
% of FP17s for the same patient ID Re-attending within 3 months - Adults	252	1,628	15.5%	13.4%	15.6%	15.4%
% of FP17s for the same patient ID Re-attending between 3 & 9 months - Children	681	1,014	67.2%	62.4%	61.2%	59.7%
% of FP17s for the same patient ID Re-attending between 3 & 9 months - Adults	1,033	1,628	63.5%	55.9%	54.3%	51.7%
% of FP17s for Band 1 Urgent Courses	247	2,557	9.7%	7.9%	9.1%	9.2%
% of FP17s Relating to Free Repair or Replacements	20	2,557	0.8%	1.2%	0.9%	0.7%
% of FP17s Relating to Continuations	3	2,557	0.1%	1.0%	1.0%	0.8%
% of Patients satisfied with the dentistry they have received	2	2	N/A	95.6%	94.4%	93.5%
% of Patients satisfied with the time they had to wait for an appointment	0	2	N/A	87.9%	88.1%	87.4%

\* This is based on patients treated on this contract for their most recent course of treatment. Figures in italics indicate the base number of FP17s or Patient Questionnaire responses are less than 100. N/A is shown where the base number of responses is less than 10 during the period. % is calculated as Quantity/Base number\*100

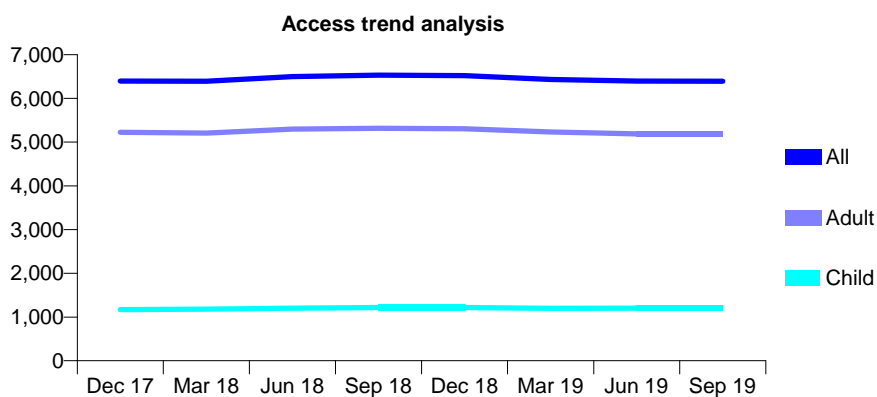
## Q51 - Vital Signs At a Glance Contract Report for 128317/0001 - September 2019

Name or company name	Fern Cottage Dental Practice
Contract type name	GDS Contract
Purpose of contract	General
Contract start date	01/05/2015
Contract end date	

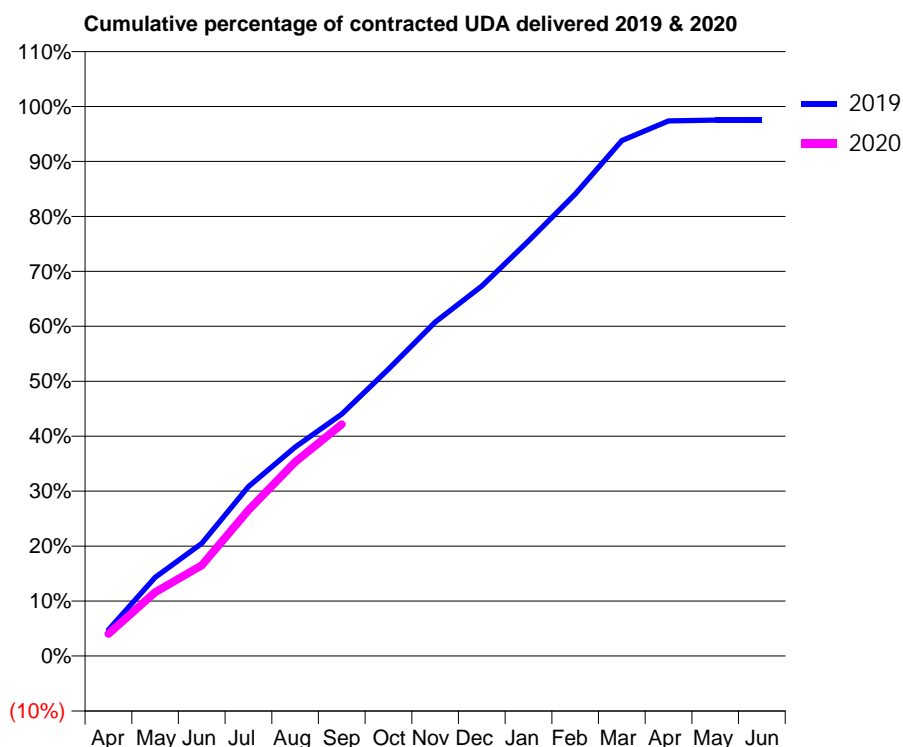
19/20 Contracted general activity (UDA)	20,208
Carry forward general activity (UDA)	0
19/20 Contracted orthodontic activity (UOA)	0
Carry forward orthodontic activity (UOA)	0
Baseline contract value	£574,147.37

### ACCESS\*

Patients seen in 24 months	Total	Change since previous quarter
Quarter ending September 2018	6,531	
Quarter ending December 2018	6,520	→
Quarter ending March 2019	6,431	↓
Quarter ending June 2019	6,395	→
Quarter ending September 2019	6,393	→
<b>Variance since September 2018</b>	<b>(2.1%)</b>	<b>↓</b>



### ACTIVITY



Month	Adjusted Scheduled Activity (UDA)	
	2019	2020
April	964	817
May	2,897	2,348
June	4,141	3,330
July	6,228	5,369
August	7,683	7,136
September	8,898	8,522
October	10,552	
November	12,280	
December	13,600	
January	15,263	
February	16,991	
March	18,951	
April	19,679	
May	19,704	
June	19,704	

### QUALITY

	Quantity	Base Number	Contract	AT	Region	England
% of FP17s for the same patient ID Re-attending within 3 months - Children	72	894	8.1%	9.3%	12.1%	11.5%
% of FP17s for the same patient ID Re-attending within 3 months - Adults	477	3,590	13.3%	13.4%	15.6%	15.4%
% of FP17s for the same patient ID Re-attending between 3 & 9 months - Children	478	894	53.5%	62.4%	61.2%	59.7%
% of FP17s for the same patient ID Re-attending between 3 & 9 months - Adults	1,902	3,590	53.0%	55.9%	54.3%	51.7%
% of FP17s for Band 1 Urgent Courses	290	4,180	6.9%	7.9%	9.1%	9.2%
% of FP17s Relating to Free Repair or Replacements	49	4,180	1.2%	1.2%	0.9%	0.7%
% of FP17s Relating to Continuations	38	4,180	0.9%	1.0%	1.0%	0.8%
% of Patients satisfied with the dentistry they have received	5	5	N/A	95.6%	94.4%	93.5%
% of Patients satisfied with the time they had to wait for an appointment	3	5	N/A	87.9%	88.1%	87.4%

\* This is based on patients treated on this contract for their most recent course of treatment. Figures in italics indicate the base number of FP17s or Patient Questionnaire responses are less than 100. N/A is shown where the base number of responses is less than 10 during the period. % is calculated as Quantity/Base number\*100

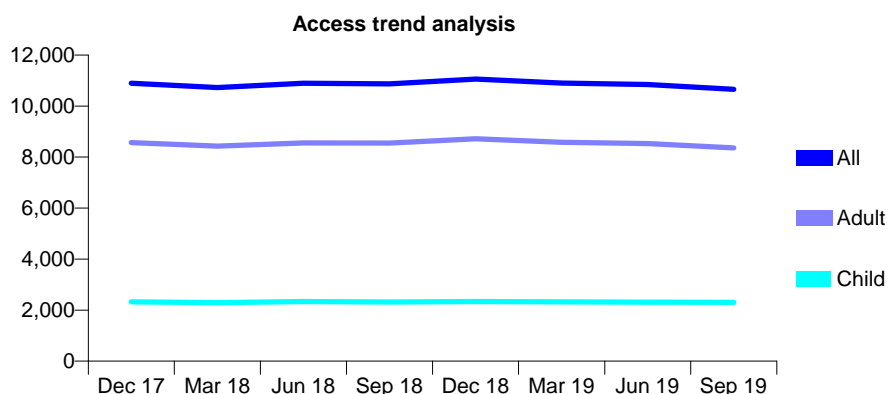
## Q51 - Vital Signs At a Glance Contract Report for 129313/0001 - September 2019

Name or company name	Wiltorpe Park Dental Surgery
Contract type name	GDS Contract
Purpose of contract	General
Contract start date	01/02/2014
Contract end date	

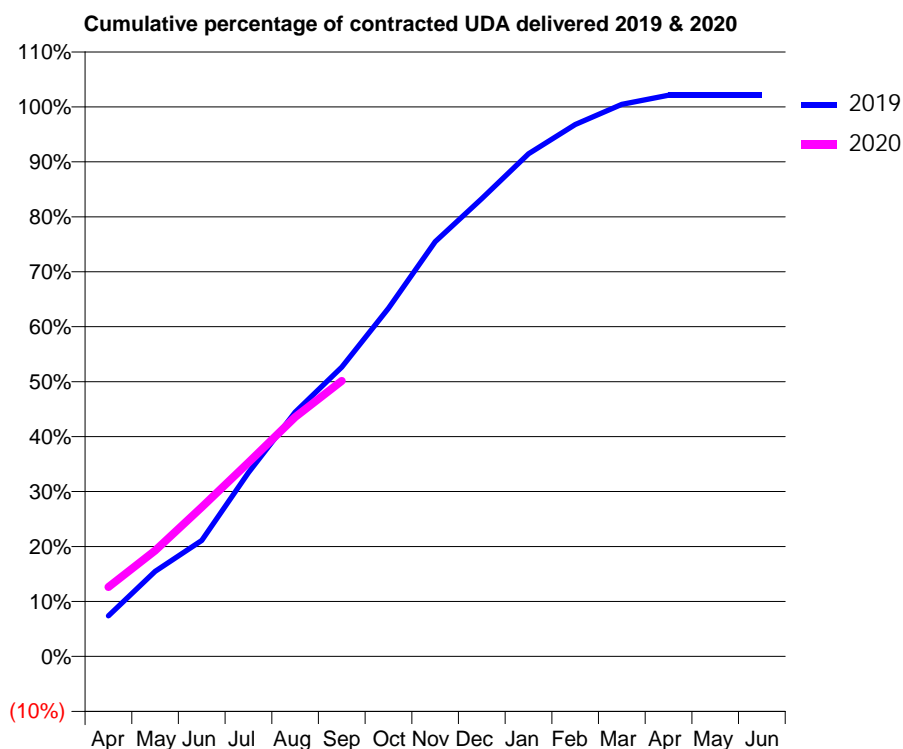
19/20 Contracted general activity (UDA)	29,500
Carry forward general activity (UDA)	-590
19/20 Contracted orthodontic activity (UOA)	0
Carry forward orthodontic activity (UOA)	0
Baseline contract value	£860,912.48

### ACCESS\*

Patients seen in 24 months	Total	Change since previous quarter
Quarter ending September 2018	10,867	
Quarter ending December 2018	11,061	→
Quarter ending March 2019	10,899	↓
Quarter ending June 2019	10,846	→
Quarter ending September 2019	10,661	↓
<b>Variance since September 2018</b>	<b>(1.9%)</b>	<b>↓</b>



### ACTIVITY



Month	Adjusted Scheduled Activity (UDA)	
	2019	2020
April	2,176	3,729
May	4,573	5,686
June	6,226	8,012
July	9,871	10,413
August	13,111	12,846
September	15,531	14,794
October	18,690	
November	22,264	
December	24,573	
January	26,979	
February	28,555	
March	29,631	
April	30,119	
May	30,122	
June	30,122	

### QUALITY

	Quantity	Base Number	Contract	AT	Region	England
% of FP17s for the same patient ID Re-attending within 3 months - Children	93	1,836	5.1%	9.3%	12.1%	11.5%
% of FP17s for the same patient ID Re-attending within 3 months - Adults	577	6,612	8.7%	13.4%	15.6%	15.4%
% of FP17s for the same patient ID Re-attending between 3 & 9 months - Children	1,311	1,836	71.4%	62.4%	61.2%	59.7%
% of FP17s for the same patient ID Re-attending between 3 & 9 months - Adults	4,765	6,612	72.1%	55.9%	54.3%	51.7%
% of FP17s for Band 1 Urgent Courses	274	8,113	3.4%	7.9%	9.1%	9.2%
% of FP17s Relating to Free Repair or Replacements	107	8,113	1.3%	1.2%	0.9%	0.7%
% of FP17s Relating to Continuations	9	8,113	0.1%	1.0%	1.0%	0.8%
% of Patients satisfied with the dentistry they have received	2	2	N/A	95.6%	94.4%	93.5%
% of Patients satisfied with the time they had to wait for an appointment	2	2	N/A	87.9%	88.1%	87.4%

\* This is based on patients treated on this contract for their most recent course of treatment. Figures in italics indicate the base number of FP17s or Patient Questionnaire responses are less than 100. N/A is shown where the base number of responses is less than 10 during the period. % is calculated as Quantity/Base number\*100

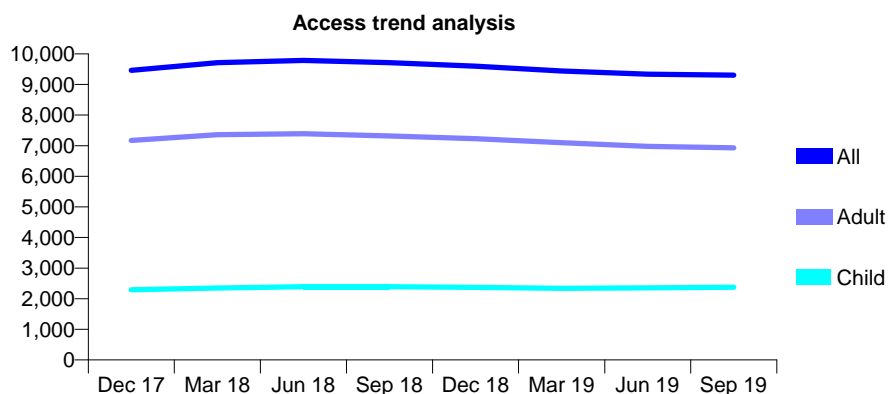
## Q51 - Vital Signs At a Glance Contract Report for 129461/0001 - September 2019

Name or company name	IDH 622 Limited
Contract type name	GDS Contract
Purpose of contract	General
Contract start date	01/06/2012
Contract end date	

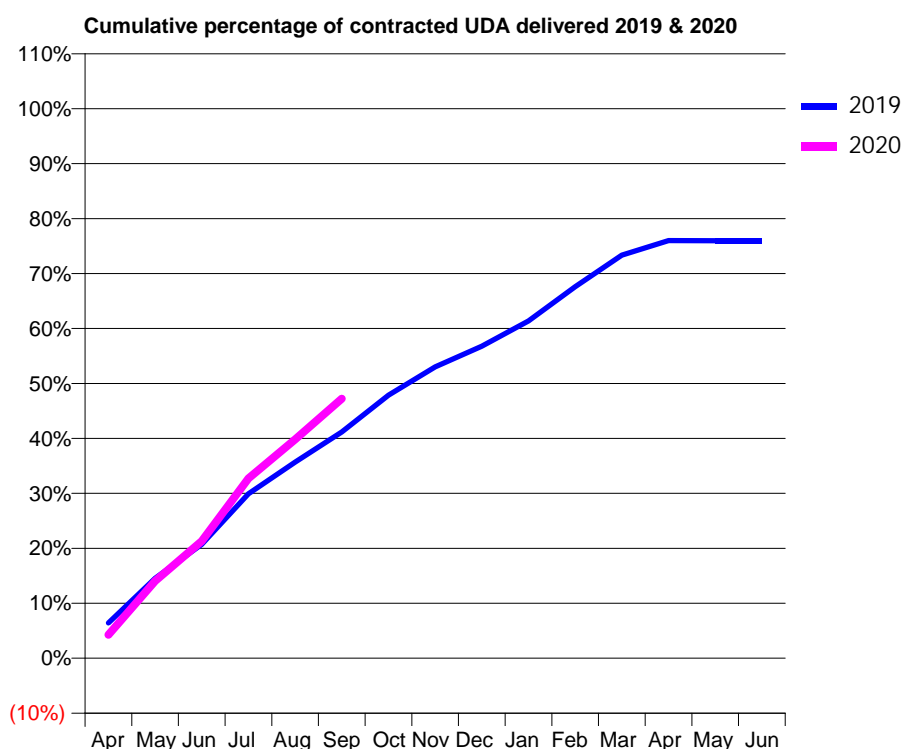
19/20 Contracted general activity (UDA)	27,284
Carry forward general activity (UDA)	0
19/20 Contracted orthodontic activity (UOA)	0
Carry forward orthodontic activity (UOA)	0
Baseline contract value	£782,971.21

### ACCESS\*

Patients seen in 24 months	Total	Change since previous quarter
Quarter ending September 2018	9,710	
Quarter ending December 2018	9,599	↓
Quarter ending March 2019	9,438	↓
Quarter ending June 2019	9,335	↓
Quarter ending September 2019	9,307	→
<b>Variance since September 2018</b>	<b>(4.2%)</b>	<b>↓</b>



### ACTIVITY



Month	2019	2020
April	1,749	1,168
May	3,968	3,838
June	5,652	5,807
July	8,170	8,929
August	9,739	10,868
September	11,232	12,888
October	13,061	
November	14,461	
December	15,488	
January	16,750	
February	18,447	
March	20,015	
April	20,731	
May	20,728	
June	20,726	

### QUALITY

	Quantity	Base Number	Contract	AT	Region	England
% of FP17s for the same patient ID Re-attending within 3 months - Children	94	1,945	4.8%	9.3%	12.1%	11.5%
% of FP17s for the same patient ID Re-attending within 3 months - Adults	424	5,072	8.4%	13.4%	15.6%	15.4%
% of FP17s for the same patient ID Re-attending between 3 & 9 months - Children	804	1,945	41.3%	62.4%	61.2%	59.7%
% of FP17s for the same patient ID Re-attending between 3 & 9 months - Adults	2,124	5,072	41.9%	55.9%	54.3%	51.7%
% of FP17s for Band 1 Urgent Courses	207	6,652	3.1%	7.9%	9.1%	9.2%
% of FP17s Relating to Free Repair or Replacements	24	6,652	0.4%	1.2%	0.9%	0.7%
% of FP17s Relating to Continuations	87	6,652	1.3%	1.0%	1.0%	0.8%
% of Patients satisfied with the dentistry they have received	7	9	N/A	95.6%	94.4%	93.5%
% of Patients satisfied with the time they had to wait for an appointment	6	9	N/A	87.9%	88.1%	87.4%

\* This is based on patients treated on this contract for their most recent course of treatment.

Figures in italics indicate the base number of FP17s or Patient Questionnaire responses are less than 100. N/A is shown where the base number of responses is less than 10 during the period. % is calculated as Quantity/Base number\*100

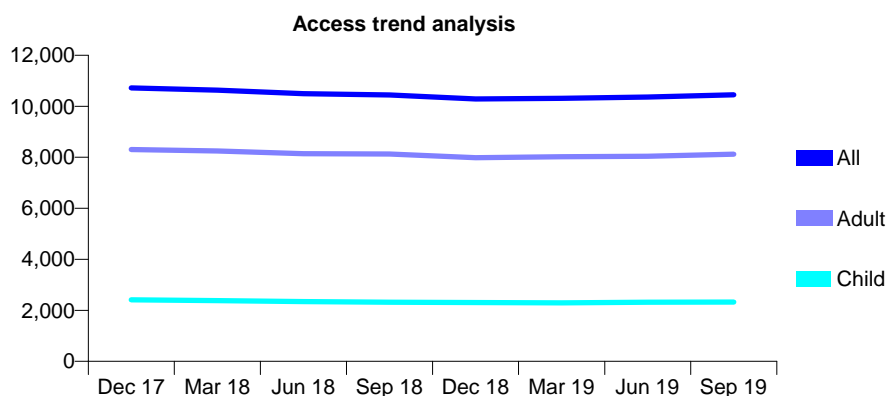
## Q51 - Vital Signs At a Glance Contract Report for 129763/0001 - September 2019

Name or company name	Bramley Dental Practice
Contract type name	GDS Contract
Purpose of contract	General
Contract start date	01/01/2016
Contract end date	

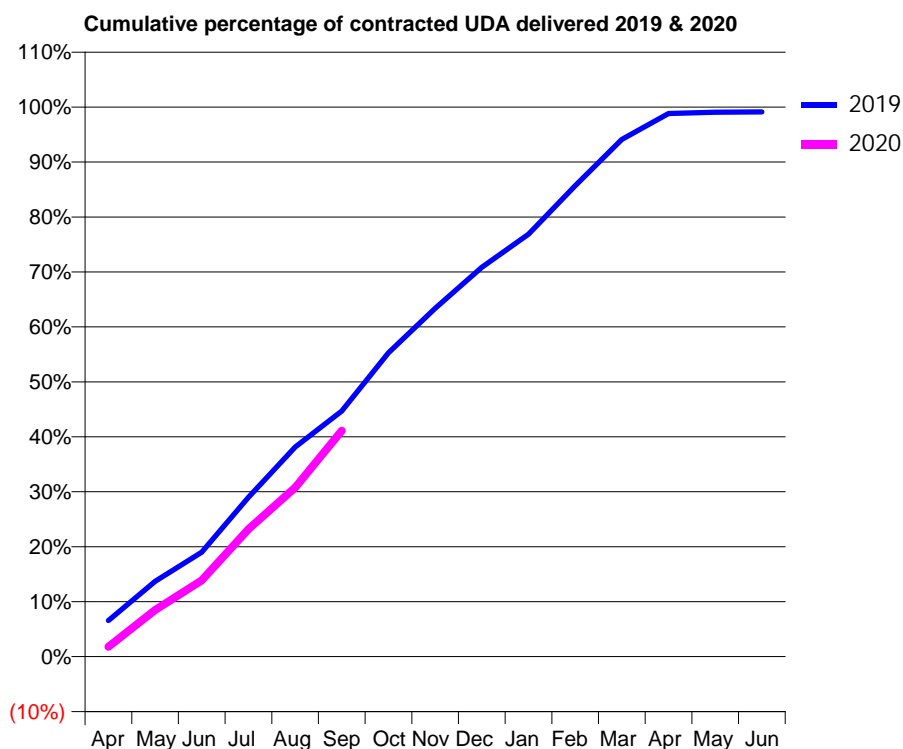
19/20 Contracted general activity (UDA)	28,862
Carry forward general activity (UDA)	253
19/20 Contracted orthodontic activity (UOA)	0
Carry forward orthodontic activity (UOA)	0
Baseline contract value	£933,991.59

### ACCESS\*

Patients seen in 24 months	Total	Change since previous quarter
Quarter ending September 2018	10,443	
Quarter ending December 2018	10,285	↓
Quarter ending March 2019	10,312	→
Quarter ending June 2019	10,359	→
Quarter ending September 2019	10,449	→
<b>Variance since September 2018</b>	<b>0.1%</b>	<b>→</b>



### ACTIVITY



Month	Adjusted Scheduled Activity (UDA)	
	2019	2020
April	1,892	521
May	3,956	2,452
June	5,489	4,012
July	8,370	6,698
August	11,009	8,887
September	12,900	11,863
October	15,959	
November	18,297	
December	20,451	
January	22,185	
February	24,736	
March	27,167	
April	28,521	
May	28,590	
June	28,609	

### QUALITY

	Quantity	Base Number	Contract	AT	Region	England
% of FP17s for the same patient ID Re-attending within 3 months - Children	105	1,960	5.4%	9.3%	12.1%	11.5%
% of FP17s for the same patient ID Re-attending within 3 months - Adults	531	6,495	8.2%	13.4%	15.6%	15.4%
% of FP17s for the same patient ID Re-attending between 3 & 9 months - Children	1,339	1,960	68.3%	62.4%	61.2%	59.7%
% of FP17s for the same patient ID Re-attending between 3 & 9 months - Adults	4,525	6,495	69.7%	55.9%	54.3%	51.7%
% of FP17s for Band 1 Urgent Courses	262	7,188	3.6%	7.9%	9.1%	9.2%
% of FP17s Relating to Free Repair or Replacements	47	7,188	0.7%	1.2%	0.9%	0.7%
% of FP17s Relating to Continuations	52	7,188	0.7%	1.0%	1.0%	0.8%
% of Patients satisfied with the dentistry they have received	8	8	N/A	95.6%	94.4%	93.5%
% of Patients satisfied with the time they had to wait for an appointment	6	8	N/A	87.9%	88.1%	87.4%

\* This is based on patients treated on this contract for their most recent course of treatment. Figures in italics indicate the base number of FP17s or Patient Questionnaire responses are less than 100. N/A is shown where the base number of responses is less than 10 during the period. % is calculated as Quantity/Base number\*100

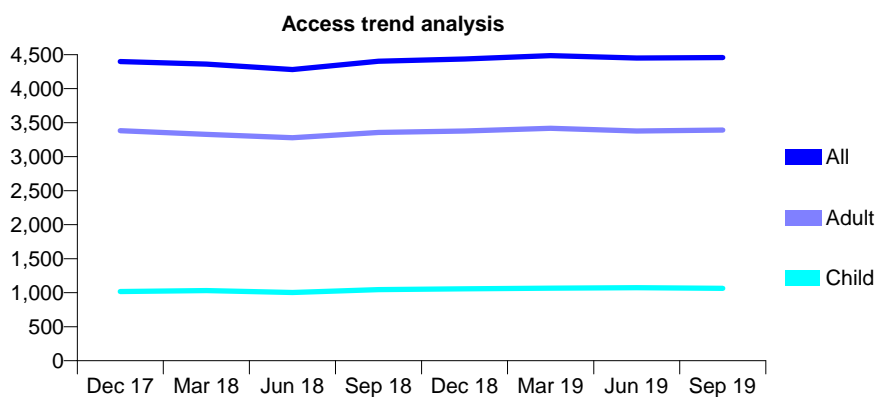
## Q51 - Vital Signs At a Glance Contract Report for 131385/0001 - September 2019

Name or company name	HSN Dental Care Ltd
Contract type name	GDS Contract
Purpose of contract	General
Contract start date	01/12/2013
Contract end date	

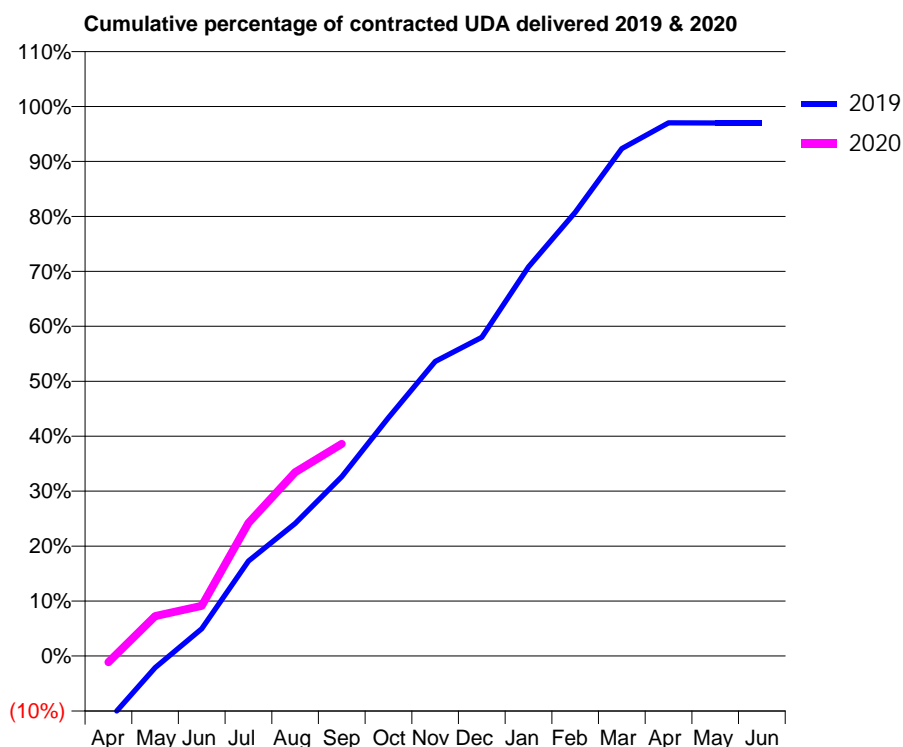
19/20 Contracted general activity (UDA)	13,641
Carry forward general activity (UDA)	411
19/20 Contracted orthodontic activity (UOA)	0
Carry forward orthodontic activity (UOA)	0
Baseline contract value	£417,231.32

### ACCESS\*

Patients seen in 24 months	Total	Change since previous quarter
Quarter ending September 2018	4,402	
Quarter ending December 2018	4,436	→
Quarter ending March 2019	4,485	→
Quarter ending June 2019	4,450	→
Quarter ending September 2019	4,457	→
<b>Variance since September 2018</b>	<b>1.2%</b>	<b>→</b>



### ACTIVITY



Month	Adjusted Scheduled Activity (UDA)	
	2019	2020
April	-1,600	-153
May	-289	992
June	677	1,246
July	2,359	3,304
August	3,291	4,562
September	4,451	5,265
October	5,919	
November	7,310	
December	7,915	
January	9,657	
February	11,016	
March	12,593	
April	13,231	
May	13,230	
June	13,230	

### QUALITY

	Quantity	Base Number	Contract	AT	Region	England
% of FP17s for the same patient ID Re-attending within 3 months - Children	53	824	6.4%	9.3%	12.1%	11.5%
% of FP17s for the same patient ID Re-attending within 3 months - Adults	272	2,264	12.0%	13.4%	15.6%	15.4%
% of FP17s for the same patient ID Re-attending between 3 & 9 months - Children	566	824	68.7%	62.4%	61.2%	59.7%
% of FP17s for the same patient ID Re-attending between 3 & 9 months - Adults	1,411	2,264	62.3%	55.9%	54.3%	51.7%
% of FP17s for Band 1 Urgent Courses	188	2,775	6.8%	7.9%	9.1%	9.2%
% of FP17s Relating to Free Repair or Replacements	43	2,775	1.5%	1.2%	0.9%	0.7%
% of FP17s Relating to Continuations	42	2,775	1.5%	1.0%	1.0%	0.8%
% of Patients satisfied with the dentistry they have received	4	4	N/A	95.6%	94.4%	93.5%
% of Patients satisfied with the time they had to wait for an appointment	4	4	N/A	87.9%	88.1%	87.4%

\* This is based on patients treated on this contract for their most recent course of treatment. Figures in italics indicate the base number of FP17s or Patient Questionnaire responses are less than 100. N/A is shown where the base number of responses is less than 10 during the period. % is calculated as Quantity/Base number\*100

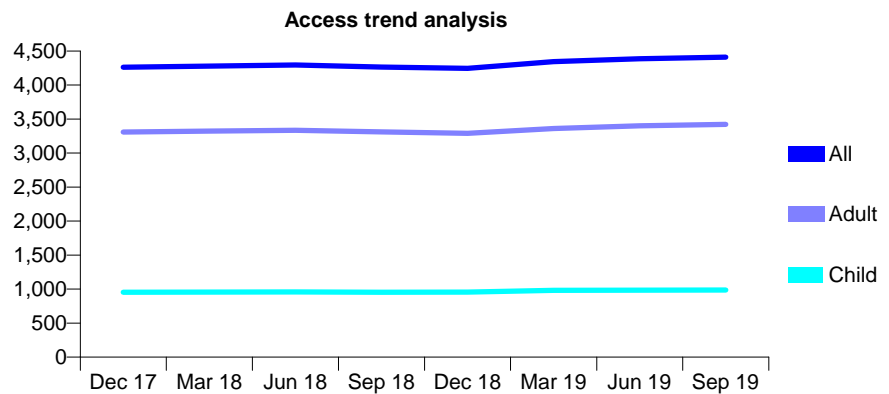
## Q51 - Vital Signs At a Glance Contract Report for 131598/0001 - September 2019

Name or company name	Nostell Place Ltd
Contract type name	GDS Contract
Purpose of contract	General
Contract start date	01/12/2010
Contract end date	

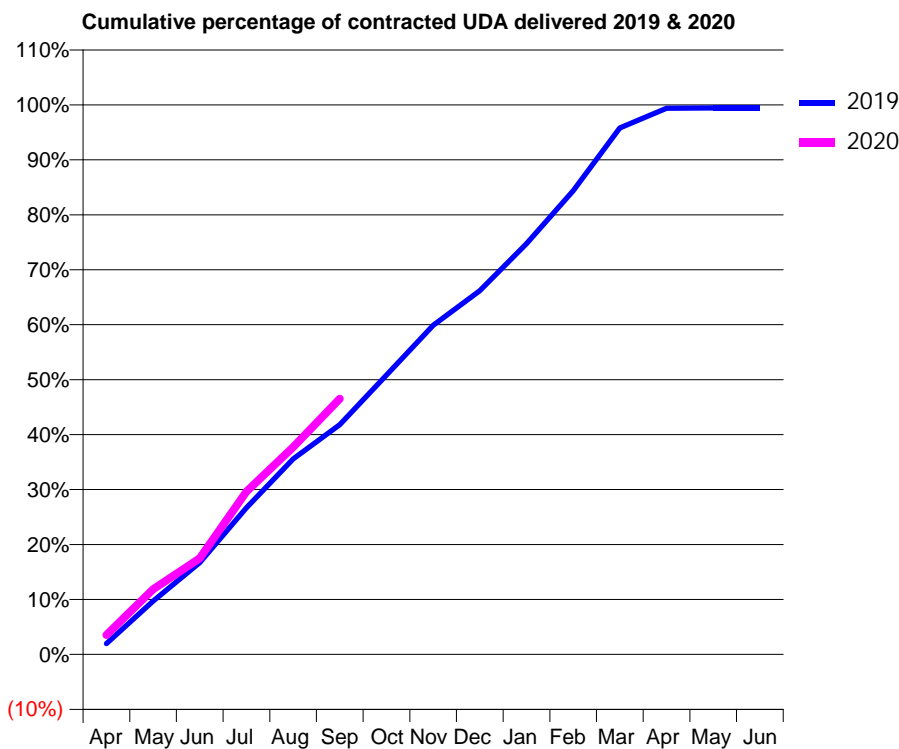
19/20 Contracted general activity (UDA)	13,184
Carry forward general activity (UDA)	75
19/20 Contracted orthodontic activity (UOA)	0
Carry forward orthodontic activity (UOA)	0
Baseline contract value	£386,235.58

### ACCESS\*

Patients seen in 24 months	Total	Change since previous quarter
Quarter ending September 2018	4,263	
Quarter ending December 2018	4,246	→
Quarter ending March 2019	4,345	↑
Quarter ending June 2019	4,387	→
Quarter ending September 2019	4,410	→
<b>Variance since September 2018</b>	<b>3.4%</b>	<b>↑</b>



### ACTIVITY



Month	2019	2020
April	262	465
May	1,283	1,566
June	2,201	2,304
July	3,518	3,909
August	4,690	4,974
September	5,511	6,135
October	6,701	
November	7,897	
December	8,727	
January	9,855	
February	11,126	
March	12,629	
April	13,104	
May	13,108	
June	13,109	

### QUALITY

	Quantity	Base Number	Contract	AT	Region	England
% of FP17s for the same patient ID Re-attending within 3 months - Children	57	809	7.0%	9.3%	12.1%	11.5%
% of FP17s for the same patient ID Re-attending within 3 months - Adults	458	2,461	18.6%	13.4%	15.6%	15.4%
% of FP17s for the same patient ID Re-attending between 3 & 9 months - Children	518	809	64.0%	62.4%	61.2%	59.7%
% of FP17s for the same patient ID Re-attending between 3 & 9 months - Adults	1,183	2,461	48.1%	55.9%	54.3%	51.7%
% of FP17s for Band 1 Urgent Courses	279	3,027	9.2%	7.9%	9.1%	9.2%
% of FP17s Relating to Free Repair or Replacements	87	3,027	2.9%	1.2%	0.9%	0.7%
% of FP17s Relating to Continuations	55	3,027	1.8%	1.0%	1.0%	0.8%
% of Patients satisfied with the dentistry they have received	3	3	N/A	95.6%	94.4%	93.5%
% of Patients satisfied with the time they had to wait for an appointment	3	3	N/A	87.9%	88.1%	87.4%

\* This is based on patients treated on this contract for their most recent course of treatment. Figures in italics indicate the base number of FP17s or Patient Questionnaire responses are less than 100. N/A is shown where the base number of responses is less than 10 during the period. % is calculated as Quantity/Base number\*100

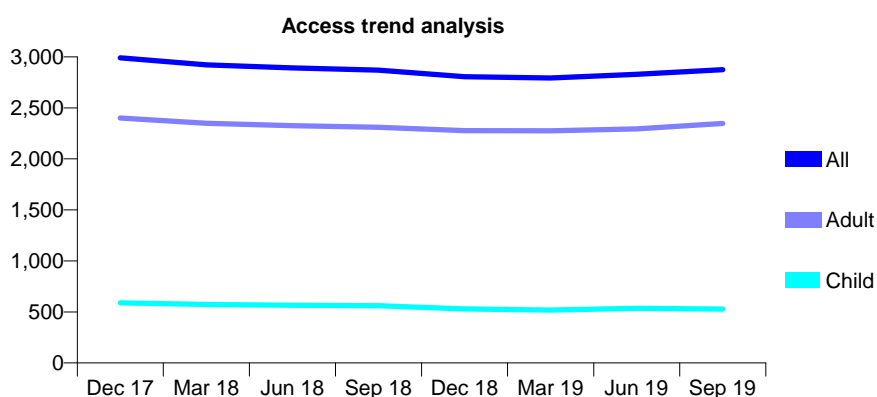
## Q51 - Vital Signs At a Glance Contract Report for 132160/0001 - September 2019

Name or company name	Leppings Lane Dental Care
Contract type name	GDS Contract
Purpose of contract	General
Contract start date	01/04/2006
Contract end date	

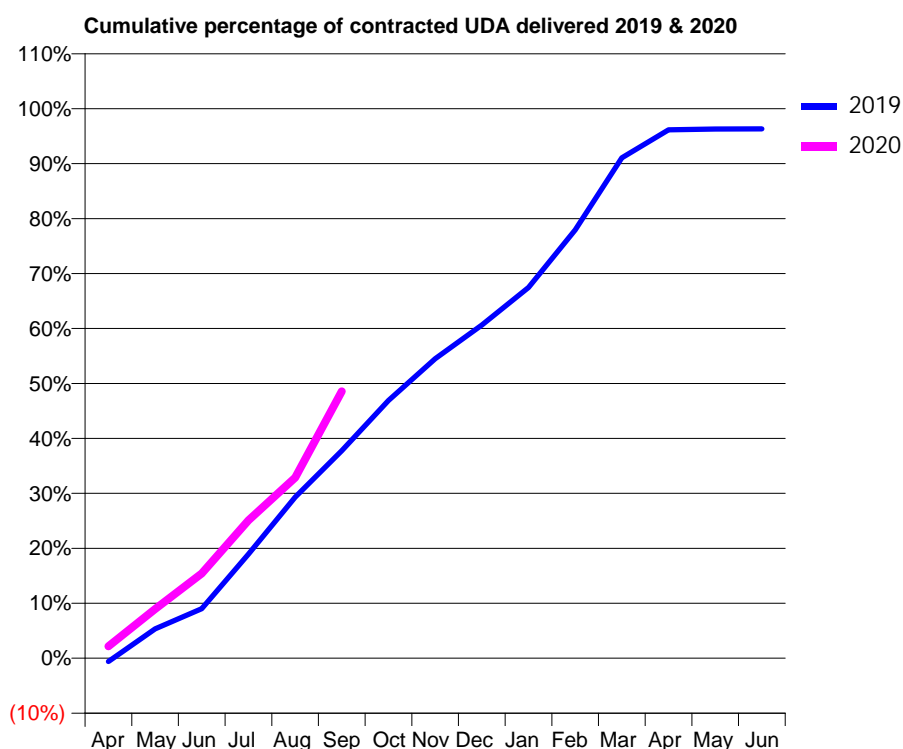
19/20 Contracted general activity (UDA)	8,410
Carry forward general activity (UDA)	0
19/20 Contracted orthodontic activity (UOA)	0
Carry forward orthodontic activity (UOA)	0
Baseline contract value	£192,333.87

### ACCESS\*

Patients seen in 24 months	Total	Change since previous quarter
Quarter ending September 2018	2,870	
Quarter ending December 2018	2,806	↓
Quarter ending March 2019	2,793	→
Quarter ending June 2019	2,829	→
Quarter ending September 2019	2,874	→
<b>Variance since September 2018</b>	<b>0.1%</b>	<b>→</b>



### ACTIVITY



Month	2019	2020
April	-51	182
May	451	754
June	758	1,296
July	1,592	2,112
August	2,464	2,764
September	3,177	4,085
October	3,944	
November	4,584	
December	5,098	
January	5,675	
February	6,557	
March	7,657	
April	8,088	
May	8,099	
June	8,101	

### QUALITY

	Quantity	Base Number	Contract	AT	Region	England
% of FP17s for the same patient ID Re-attending within 3 months - Children	28	414	6.8%	9.3%	12.1%	11.5%
% of FP17s for the same patient ID Re-attending within 3 months - Adults	221	1,873	11.8%	13.4%	15.6%	15.4%
% of FP17s for the same patient ID Re-attending between 3 & 9 months - Children	232	414	56.0%	62.4%	61.2%	59.7%
% of FP17s for the same patient ID Re-attending between 3 & 9 months - Adults	980	1,873	52.3%	55.9%	54.3%	51.7%
% of FP17s for Band 1 Urgent Courses	136	2,104	6.5%	7.9%	9.1%	9.2%
% of FP17s Relating to Free Repair or Replacements	36	2,104	1.7%	1.2%	0.9%	0.7%
% of FP17s Relating to Continuations	12	2,104	0.6%	1.0%	1.0%	0.8%
% of Patients satisfied with the dentistry they have received	0	0	N/A	95.6%	94.4%	93.5%
% of Patients satisfied with the time they had to wait for an appointment	0	0	N/A	87.9%	88.1%	87.4%

\* This is based on patients treated on this contract for their most recent course of treatment.

Figures in italics indicate the base number of FP17s or Patient Questionnaire responses are less than 100. N/A is shown where the base number of responses is less than 10 during the period. % is calculated as Quantity/Base number\*100



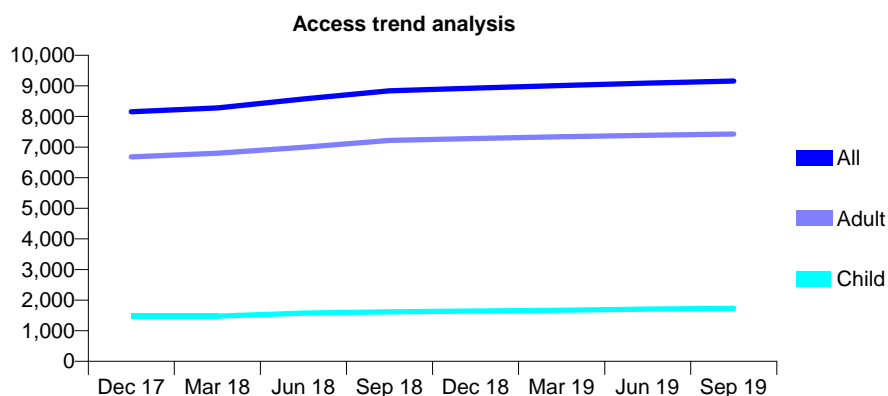
## Q51 - Vital Signs At a Glance Contract Report for 132160/0002 - September 2019

Name or company name	LWT Dental Care (Ecclesall Road)
Contract type name	GDS Contract
Purpose of contract	General
Contract start date	01/04/2006
Contract end date	

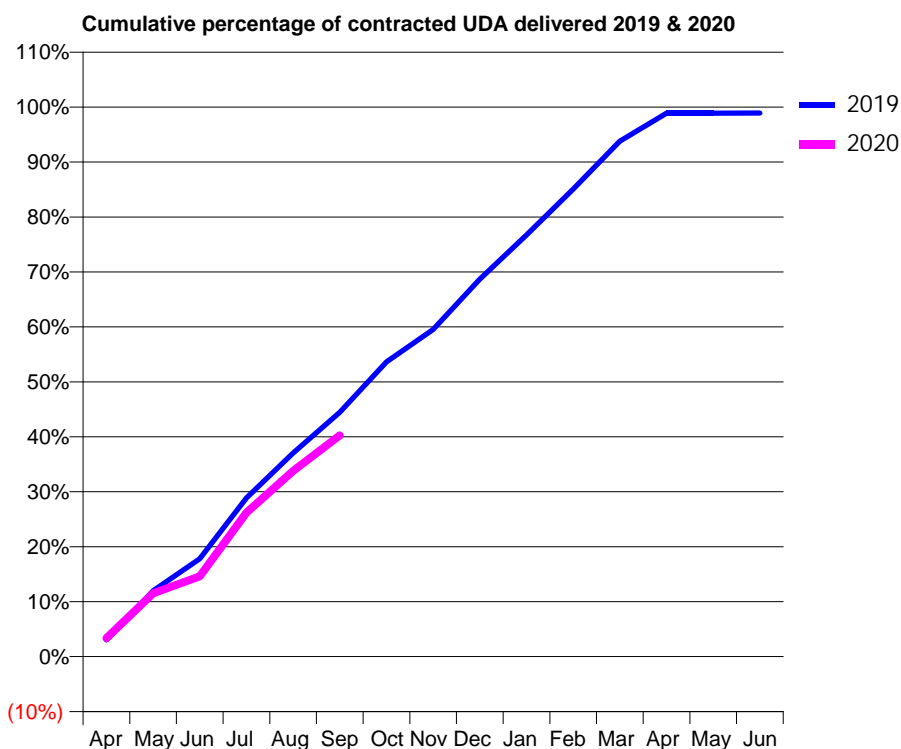
19/20 Contracted general activity (UDA)	24,405
Carry forward general activity (UDA)	0
19/20 Contracted orthodontic activity (UOA)	0
Carry forward orthodontic activity (UOA)	0
Baseline contract value	£577,462.10

### ACCESS\*

Patients seen in 24 months	Total	Change since previous quarter
Quarter ending September 2018	8,840	
Quarter ending December 2018	8,928	→
Quarter ending March 2019	9,011	→
Quarter ending June 2019	9,091	→
Quarter ending September 2019	9,155	→
<b>Variance since September 2018</b>	<b>3.6%</b>	<b>↑</b>



### ACTIVITY



Month	Adjusted Scheduled Activity (UDA)	
	2019	2020
April	744	823
May	2,927	2,809
June	4,342	3,570
July	7,049	6,395
August	9,048	8,248
September	10,854	9,829
October	13,087	
November	14,530	
December	16,762	
January	18,726	
February	20,762	
March	22,884	
April	24,133	
May	24,133	
June	24,134	

### QUALITY

	Quantity	Base Number	Contract	AT	Region	England
% of FP17s for the same patient ID Re-attending within 3 months - Children	72	1,418	5.1%	9.3%	12.1%	11.5%
% of FP17s for the same patient ID Re-attending within 3 months - Adults	586	5,338	11.0%	13.4%	15.6%	15.4%
% of FP17s for the same patient ID Re-attending between 3 & 9 months - Children	989	1,418	69.7%	62.4%	61.2%	59.7%
% of FP17s for the same patient ID Re-attending between 3 & 9 months - Adults	3,190	5,338	59.8%	55.9%	54.3%	51.7%
% of FP17s for Band 1 Urgent Courses	311	5,695	5.5%	7.9%	9.1%	9.2%
% of FP17s Relating to Free Repair or Replacements	64	5,695	1.1%	1.2%	0.9%	0.7%
% of FP17s Relating to Continuations	46	5,695	0.8%	1.0%	1.0%	0.8%
% of Patients satisfied with the dentistry they have received	1	1	N/A	95.6%	94.4%	93.5%
% of Patients satisfied with the time they had to wait for an appointment	0	1	N/A	87.9%	88.1%	87.4%

\* This is based on patients treated on this contract for their most recent course of treatment. Figures in italics indicate the base number of FP17s or Patient Questionnaire responses are less than 100. N/A is shown where the base number of responses is less than 10 during the period. % is calculated as Quantity/Base number\*100

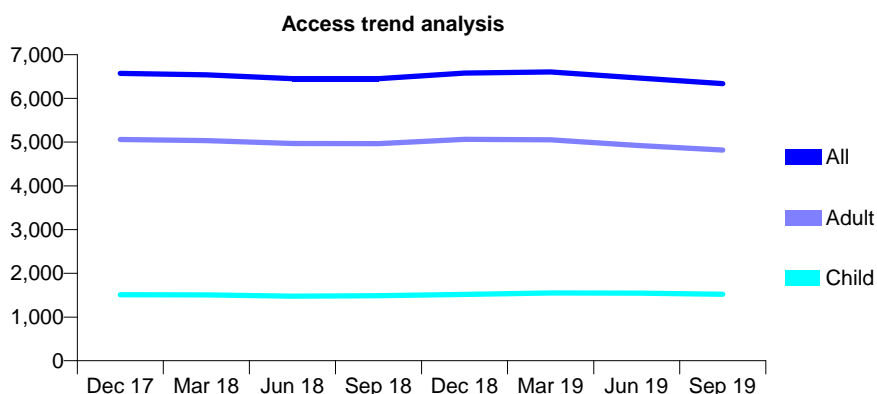
## Q51 - Vital Signs At a Glance Contract Report for 132489/0001 - September 2019

Name or company name	Hillcrest Ionian
Contract type name	GDS Contract
Purpose of contract	General
Contract start date	26/04/2010
Contract end date	

19/20 Contracted general activity (UDA)	16,369
Carry forward general activity (UDA)	0
19/20 Contracted orthodontic activity (UOA)	0
Carry forward orthodontic activity (UOA)	0
Baseline contract value	£505,335.37

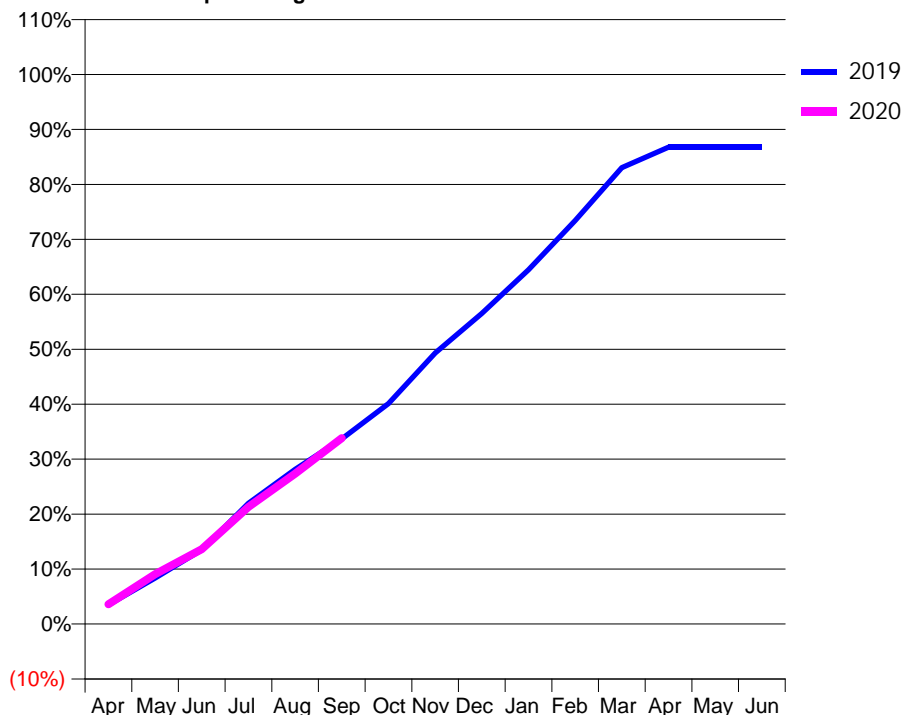
### ACCESS\*

Patients seen in 24 months	Total	Change since previous quarter
Quarter ending September 2018	6,453	
Quarter ending December 2018	6,582	→
Quarter ending March 2019	6,605	→
Quarter ending June 2019	6,470	↓
Quarter ending September 2019	6,337	↓
<b>Variance since September 2018</b>	<b>(1.8%)</b>	<b>↓</b>



### ACTIVITY

Cumulative percentage of contracted UDA delivered 2019 & 2020



Adjusted Scheduled Activity (UDA)

Month	2019	2020
April	572	591
May	1,374	1,483
June	2,210	2,231
July	3,598	3,492
August	4,608	4,479
September	5,517	5,541
October	6,570	
November	8,075	
December	9,249	
January	10,554	
February	12,023	
March	13,594	
April	14,203	
May	14,203	
June	14,203	

### QUALITY

	Quantity	Base Number	Contract	AT	Region	England
% of FP17s for the same patient ID Re-attending within 3 months - Children	34	782	4.3%	9.3%	12.1%	11.5%
% of FP17s for the same patient ID Re-attending within 3 months - Adults	300	2,357	12.7%	13.4%	15.6%	15.4%
% of FP17s for the same patient ID Re-attending between 3 & 9 months - Children	393	782	50.3%	62.4%	61.2%	59.7%
% of FP17s for the same patient ID Re-attending between 3 & 9 months - Adults	846	2,357	35.9%	55.9%	54.3%	51.7%
% of FP17s for Band 1 Urgent Courses	203	2,403	8.4%	7.9%	9.1%	9.2%
% of FP17s Relating to Free Repair or Replacements	18	2,403	0.7%	1.2%	0.9%	0.7%
% of FP17s Relating to Continuations	26	2,403	1.1%	1.0%	1.0%	0.8%
% of Patients satisfied with the dentistry they have received	3	3	N/A	95.6%	94.4%	93.5%
% of Patients satisfied with the time they had to wait for an appointment	3	3	N/A	87.9%	88.1%	87.4%

\* This is based on patients treated on this contract for their most recent course of treatment. Figures in italics indicate the base number of FP17s or Patient Questionnaire responses are less than 100. N/A is shown where the base number of responses is less than 10 during the period. % is calculated as Quantity/Base number\*100

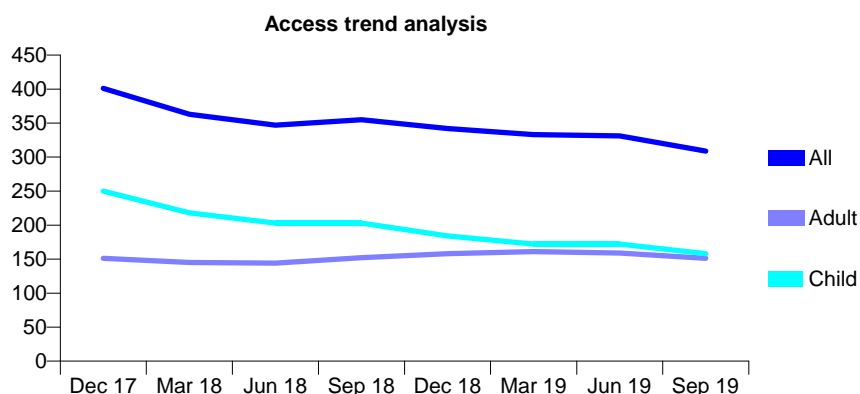
## Q51 - Vital Signs At a Glance Contract Report for 133361/0001 - September 2019

Name or company name	D The D Limited
Contract type name	GDS Contract
Purpose of contract	General
Contract start date	01/06/2007
Contract end date	

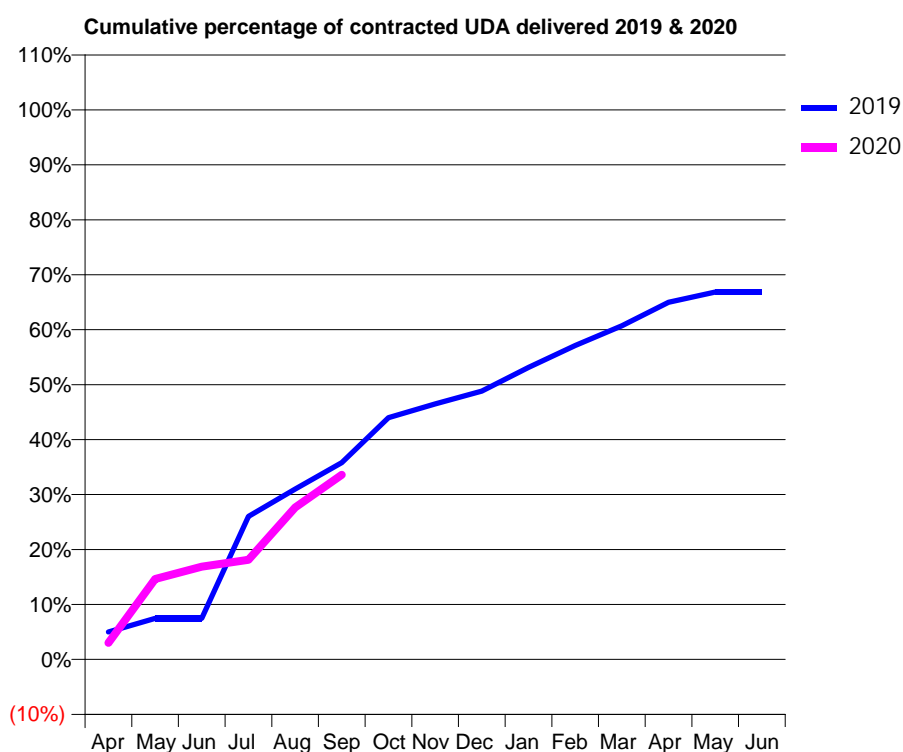
19/20 Contracted general activity (UDA)	1,286
Carry forward general activity (UDA)	0
19/20 Contracted orthodontic activity (UOA)	0
Carry forward orthodontic activity (UOA)	0
Baseline contract value	£32,365.93

### ACCESS\*

Patients seen in 24 months	Total	Change since previous quarter
Quarter ending September 2018	355	
Quarter ending December 2018	342	↓
Quarter ending March 2019	333	↓
Quarter ending June 2019	331	→
Quarter ending September 2019	309	↓
<b>Variance since September 2018</b>	<b>(13.0%)</b>	<b>↓</b>



### ACTIVITY



Month	Adjusted Scheduled Activity (UDA)	
	2019	2020
April	64	39
May	96	188
June	96	217
July	335	233
August	399	356
September	461	432
October	566	
November	598	
December	628	
January	683	
February	734	
March	781	
April	836	
May	860	
June	860	

### QUALITY

	Quantity	Base Number	Contract	AT	Region	England
% of FP17s for the same patient ID Re-attending within 3 months - Children	4	111	3.6%	9.3%	12.1%	11.5%
% of FP17s for the same patient ID Re-attending within 3 months - Adults	6	69	8.7%	13.4%	15.6%	15.4%
% of FP17s for the same patient ID Re-attending between 3 & 9 months - Children	64	111	57.7%	62.4%	61.2%	59.7%
% of FP17s for the same patient ID Re-attending between 3 & 9 months - Adults	27	69	39.1%	55.9%	54.3%	51.7%
% of FP17s for Band 1 Urgent Courses	5	157	3.2%	7.9%	9.1%	9.2%
% of FP17s Relating to Free Repair or Replacements	1	157	0.6%	1.2%	0.9%	0.7%
% of FP17s Relating to Continuations	2	157	1.3%	1.0%	1.0%	0.8%
% of Patients satisfied with the dentistry they have received	0	0	N/A	95.6%	94.4%	93.5%
% of Patients satisfied with the time they had to wait for an appointment	0	0	N/A	87.9%	88.1%	87.4%

\* This is based on patients treated on this contract for their most recent course of treatment. Figures in italics indicate the base number of FP17s or Patient Questionnaire responses are less than 100. N/A is shown where the base number of responses is less than 10 during the period. % is calculated as Quantity/Base number\*100

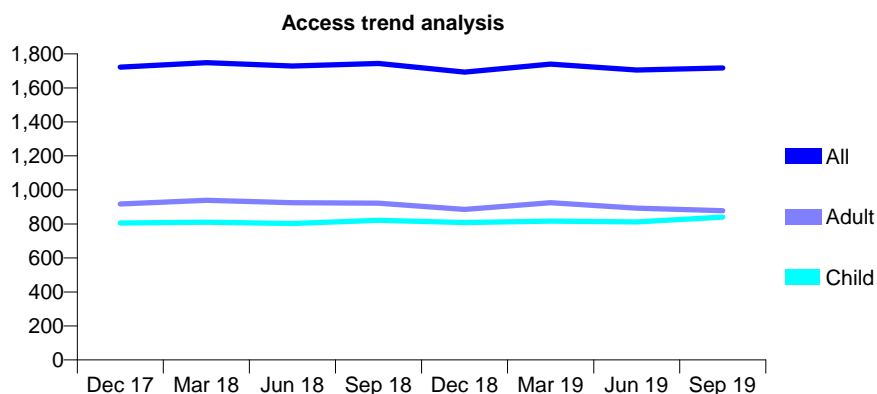
## Q51 - Vital Signs At a Glance Contract Report for 133701/0001 - September 2019

Name or company name	The Dental House
Contract type name	GDS Contract
Purpose of contract	General
Contract start date	01/12/2011
Contract end date	

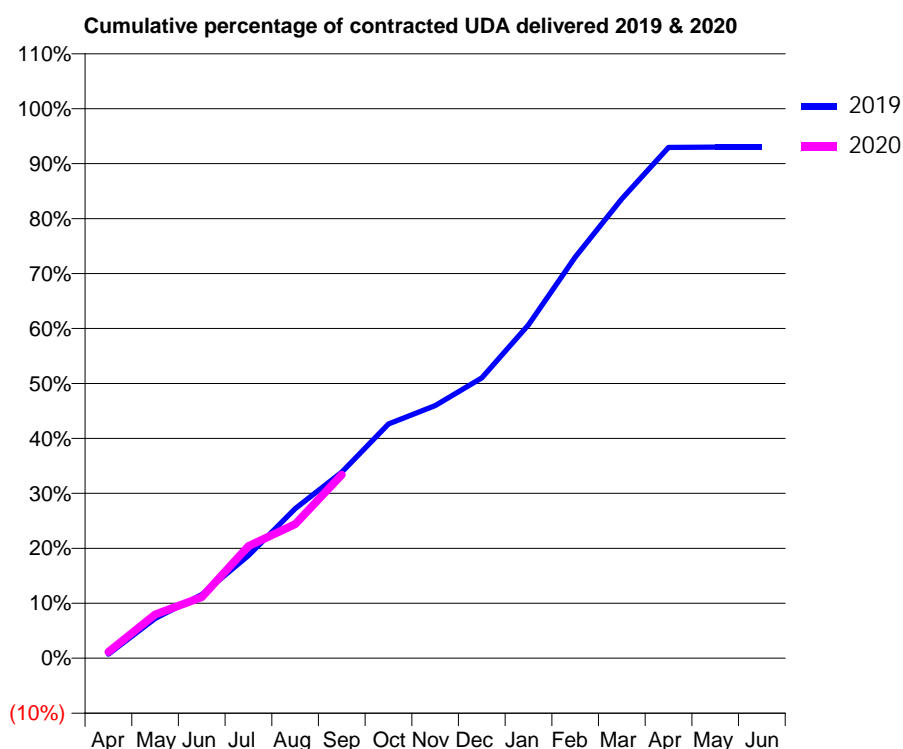
19/20 Contracted general activity (UDA)	6,000
Carry forward general activity (UDA)	0
19/20 Contracted orthodontic activity (UOA)	0
Carry forward orthodontic activity (UOA)	0
Baseline contract value	£160,912.93

### ACCESS\*

Patients seen in 24 months	Total	Change since previous quarter
Quarter ending September 2018	1,743	
Quarter ending December 2018	1,693	↓
Quarter ending March 2019	1,740	↑
Quarter ending June 2019	1,705	↓
Quarter ending September 2019	1,717	→
<b>Variance since September 2018</b>	<b>(1.5%)</b>	<b>↓</b>



### ACTIVITY



Month	2019	2020
April	44	69
May	434	479
June	695	667
July	1,121	1,223
August	1,633	1,464
September	2,031	2,002
October	2,558	
November	2,758	
December	3,062	
January	3,640	
February	4,380	
March	5,015	
April	5,576	
May	5,581	
June	5,581	

### QUALITY

	Quantity	Base Number	Contract	AT	Region	England
% of FP17s for the same patient ID Re-attending within 3 months - Children	61	588	10.4%	9.3%	12.1%	11.5%
% of FP17s for the same patient ID Re-attending within 3 months - Adults	185	584	31.7%	13.4%	15.6%	15.4%
% of FP17s for the same patient ID Re-attending between 3 & 9 months - Children	349	588	59.4%	62.4%	61.2%	59.7%
% of FP17s for the same patient ID Re-attending between 3 & 9 months - Adults	252	584	43.2%	55.9%	54.3%	51.7%
% of FP17s for Band 1 Urgent Courses	132	993	13.3%	7.9%	9.1%	9.2%
% of FP17s Relating to Free Repair or Replacements	10	993	1.0%	1.2%	0.9%	0.7%
% of FP17s Relating to Continuations	0	993	0.0%	1.0%	1.0%	0.8%
% of Patients satisfied with the dentistry they have received	1	1	N/A	95.6%	94.4%	93.5%
% of Patients satisfied with the time they had to wait for an appointment	1	1	N/A	87.9%	88.1%	87.4%

\* This is based on patients treated on this contract for their most recent course of treatment. Figures in italics indicate the base number of FP17s or Patient Questionnaire responses are less than 100. N/A is shown where the base number of responses is less than 10 during the period. % is calculated as Quantity/Base number\*100

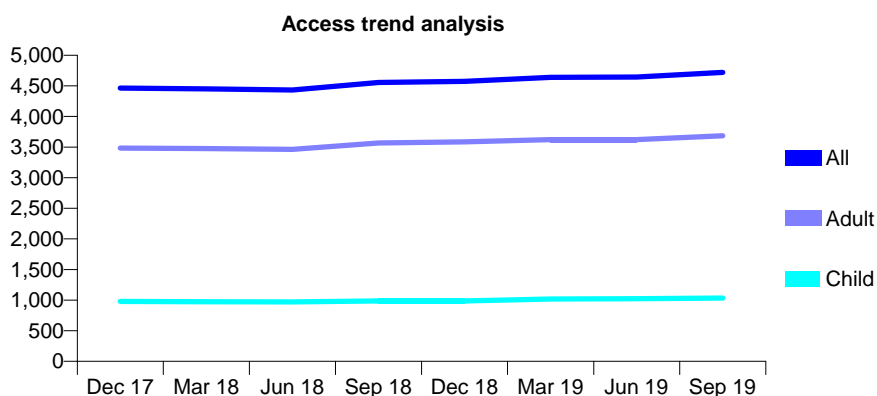
## Q51 - Vital Signs At a Glance Contract Report for 134651/0001 - September 2019

Name or company name	DENTECARE (BARNESLEY) LIMITED
Contract type name	GDS Contract
Purpose of contract	General
Contract start date	01/04/2011
Contract end date	

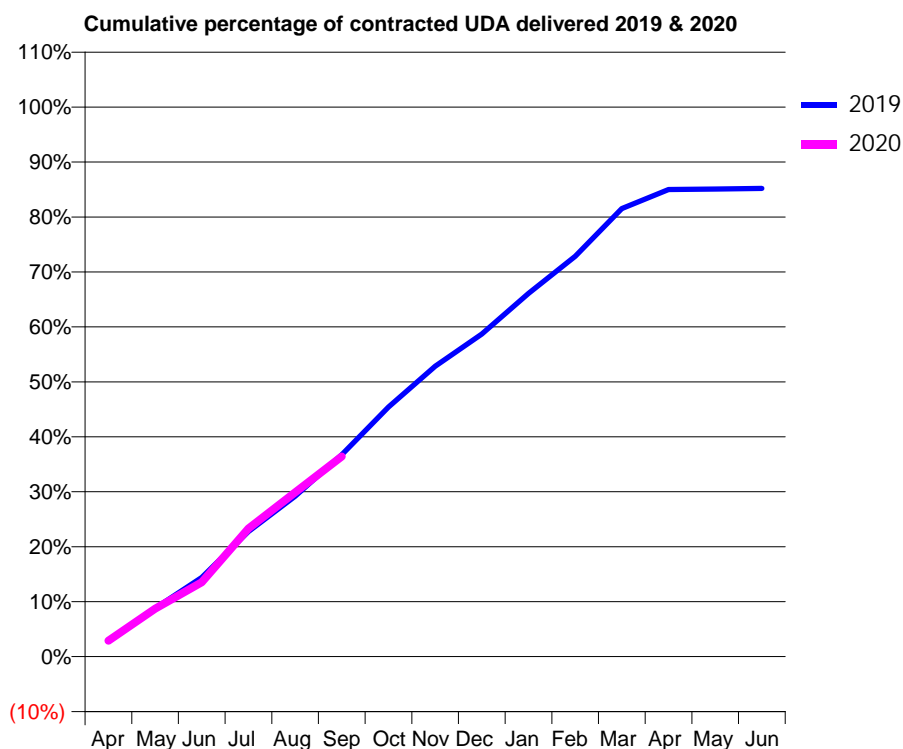
19/20 Contracted general activity (UDA)	20,316
Carry forward general activity (UDA)	0
19/20 Contracted orthodontic activity (UOA)	0
Carry forward orthodontic activity (UOA)	0
Baseline contract value	£590,237.90

### ACCESS\*

Patients seen in 24 months	Total	Change since previous quarter
Quarter ending September 2018	4,555	
Quarter ending December 2018	4,574	→
Quarter ending March 2019	4,640	→
Quarter ending June 2019	4,643	→
Quarter ending September 2019	4,719	→
<b>Variance since September 2018</b>	<b>3.6%</b>	<b>↑</b>



### ACTIVITY



Month	Adjusted Scheduled Activity (UDA)	
	2019	2020
April	567	589
May	1,793	1,775
June	2,926	2,748
July	4,628	4,737
August	5,935	6,069
September	7,464	7,396
October	9,225	
November	10,737	
December	11,922	
January	13,429	
February	14,795	
March	16,564	
April	17,270	
May	17,286	
June	17,307	

### QUALITY

	Quantity	Base Number	Contract	AT	Region	England
% of FP17s for the same patient ID Re-attending within 3 months - Children	36	708	5.1%	9.3%	12.1%	11.5%
% of FP17s for the same patient ID Re-attending within 3 months - Adults	321	2,656	12.1%	13.4%	15.6%	15.4%
% of FP17s for the same patient ID Re-attending between 3 & 9 months - Children	471	708	66.5%	62.4%	61.2%	59.7%
% of FP17s for the same patient ID Re-attending between 3 & 9 months - Adults	1,523	2,656	57.3%	55.9%	54.3%	51.7%
% of FP17s for Band 1 Urgent Courses	244	3,120	7.8%	7.9%	9.1%	9.2%
% of FP17s Relating to Free Repair or Replacements	19	3,120	0.6%	1.2%	0.9%	0.7%
% of FP17s Relating to Continuations	8	3,120	0.3%	1.0%	1.0%	0.8%
% of Patients satisfied with the dentistry they have received	2	2	N/A	95.6%	94.4%	93.5%
% of Patients satisfied with the time they had to wait for an appointment	2	2	N/A	87.9%	88.1%	87.4%

\* This is based on patients treated on this contract for their most recent course of treatment. Figures in italics indicate the base number of FP17s or Patient Questionnaire responses are less than 100. N/A is shown where the base number of responses is less than 10 during the period. % is calculated as Quantity/Base number\*100

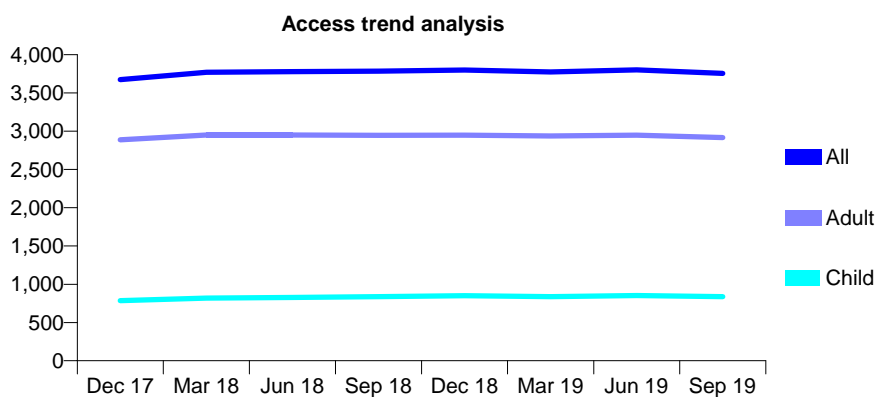
## Q51 - Vital Signs At a Glance Contract Report for 138029/0001 - September 2019

Name or company name	Thurcroft Dental Practice
Contract type name	GDS Contract
Purpose of contract	General
Contract start date	01/01/2016
Contract end date	

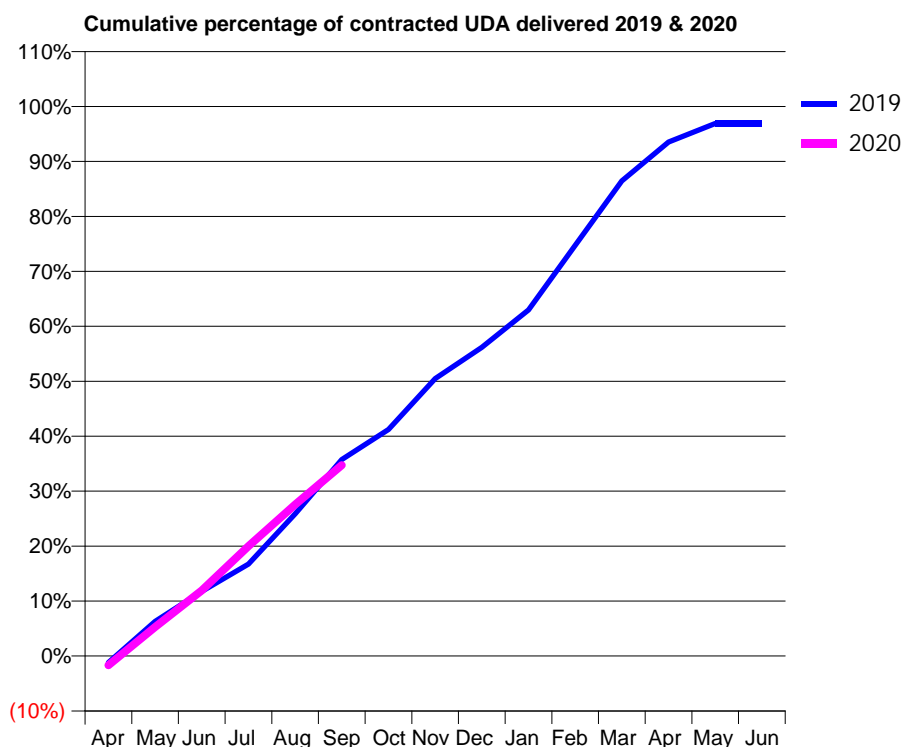
19/20 Contracted general activity (UDA)	9,388
Carry forward general activity (UDA)	159
19/20 Contracted orthodontic activity (UOA)	0
Carry forward orthodontic activity (UOA)	0
Baseline contract value	£307,806.90

### ACCESS\*

Patients seen in 24 months	Total	Change since previous quarter
Quarter ending September 2018	3,784	
Quarter ending December 2018	3,798	→
Quarter ending March 2019	3,774	→
Quarter ending June 2019	3,803	→
Quarter ending September 2019	3,755	↓
<b>Variance since September 2018</b>	<b>(0.8%)</b>	→



### ACTIVITY



Month	Adjusted Scheduled Activity (UDA)	
	2019	2020
April	-113	-159
May	592	498
June	1,104	1,119
July	1,570	1,875
August	2,430	2,588
September	3,356	3,262
October	3,870	
November	4,740	
December	5,272	
January	5,914	
February	7,015	
March	8,115	
April	8,782	
May	9,099	
June	9,099	

### QUALITY

	Quantity	Base Number	Contract	AT	Region	England
% of FP17s for the same patient ID Re-attending within 3 months - Children	32	593	5.4%	9.3%	12.1%	11.5%
% of FP17s for the same patient ID Re-attending within 3 months - Adults	226	1,893	11.9%	13.4%	15.6%	15.4%
% of FP17s for the same patient ID Re-attending between 3 & 9 months - Children	385	593	64.9%	62.4%	61.2%	59.7%
% of FP17s for the same patient ID Re-attending between 3 & 9 months - Adults	1,121	1,893	59.2%	55.9%	54.3%	51.7%
% of FP17s for Band 1 Urgent Courses	99	1,972	5.0%	7.9%	9.1%	9.2%
% of FP17s Relating to Free Repair or Replacements	22	1,972	1.1%	1.2%	0.9%	0.7%
% of FP17s Relating to Continuations	18	1,972	0.9%	1.0%	1.0%	0.8%
% of Patients satisfied with the dentistry they have received	0	0	N/A	95.6%	94.4%	93.5%
% of Patients satisfied with the time they had to wait for an appointment	0	0	N/A	87.9%	88.1%	87.4%

\* This is based on patients treated on this contract for their most recent course of treatment. Figures in italics indicate the base number of FP17s or Patient Questionnaire responses are less than 100. N/A is shown where the base number of responses is less than 10 during the period. % is calculated as Quantity/Base number\*100

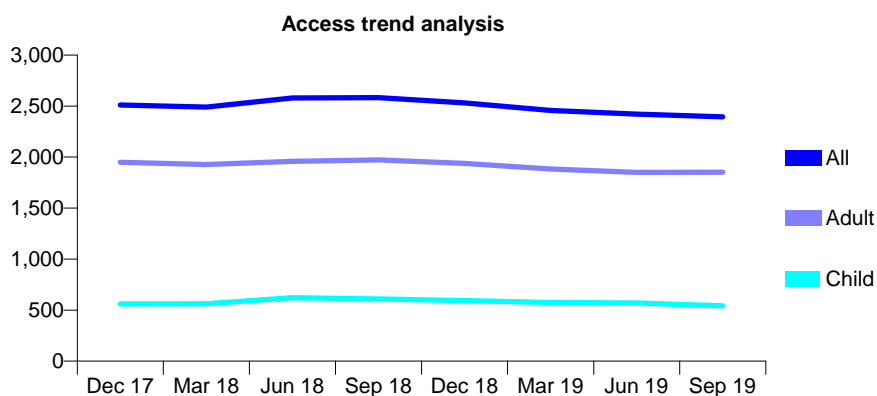
## Q51 - Vital Signs At a Glance Contract Report for 140716/0001 - September 2019

Name or company name	Odai Dental Practice
Contract type name	GDS Contract
Purpose of contract	General
Contract start date	01/04/2014
Contract end date	

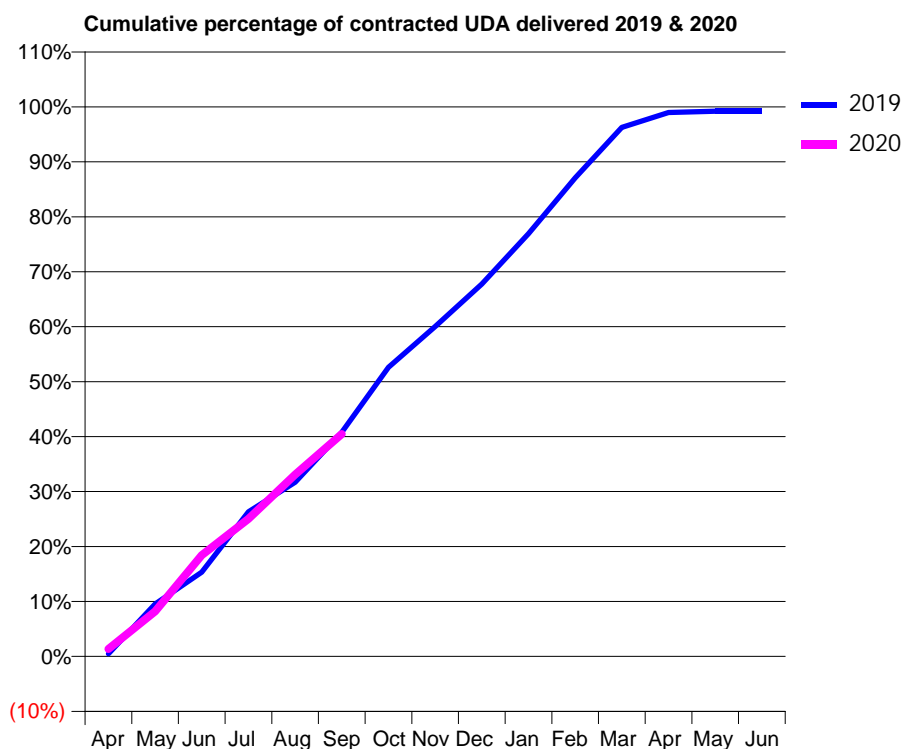
19/20 Contracted general activity (UDA)	6,249
Carry forward general activity (UDA)	48
19/20 Contracted orthodontic activity (UOA)	0
Carry forward orthodontic activity (UOA)	0
Baseline contract value	£183,036.38

### ACCESS\*

Patients seen in 24 months	Total	Change since previous quarter
Quarter ending September 2018	2,583	
Quarter ending December 2018	2,532	↓
Quarter ending March 2019	2,457	↓
Quarter ending June 2019	2,421	↓
Quarter ending September 2019	2,394	↓
<b>Variance since September 2018</b>	<b>(7.3%)</b>	<b>↓</b>



### ACTIVITY



Month	Adjusted Scheduled Activity (UDA)	
	2019	2020
April	30	86
May	596	511
June	959	1,152
July	1,644	1,564
August	1,981	2,067
September	2,548	2,529
October	3,288	
November	3,753	
December	4,234	
January	4,807	
February	5,442	
March	6,016	
April	6,184	
May	6,200	
June	6,201	

### QUALITY

	Quantity	Base Number	Contract	AT	Region	England
% of FP17s for the same patient ID Re-attending within 3 months - Children	34	310	11.0%	9.3%	12.1%	11.5%
% of FP17s for the same patient ID Re-attending within 3 months - Adults	213	1,176	18.1%	13.4%	15.6%	15.4%
% of FP17s for the same patient ID Re-attending between 3 & 9 months - Children	163	310	52.6%	62.4%	61.2%	59.7%
% of FP17s for the same patient ID Re-attending between 3 & 9 months - Adults	623	1,176	53.0%	55.9%	54.3%	51.7%
% of FP17s for Band 1 Urgent Courses	154	1,382	11.1%	7.9%	9.1%	9.2%
% of FP17s Relating to Free Repair or Replacements	15	1,382	1.1%	1.2%	0.9%	0.7%
% of FP17s Relating to Continuations	27	1,382	2.0%	1.0%	1.0%	0.8%
% of Patients satisfied with the dentistry they have received	3	3	N/A	95.6%	94.4%	93.5%
% of Patients satisfied with the time they had to wait for an appointment	3	3	N/A	87.9%	88.1%	87.4%

\* This is based on patients treated on this contract for their most recent course of treatment. Figures in italics indicate the base number of FP17s or Patient Questionnaire responses are less than 100. N/A is shown where the base number of responses is less than 10 during the period. % is calculated as Quantity/Base number\*100

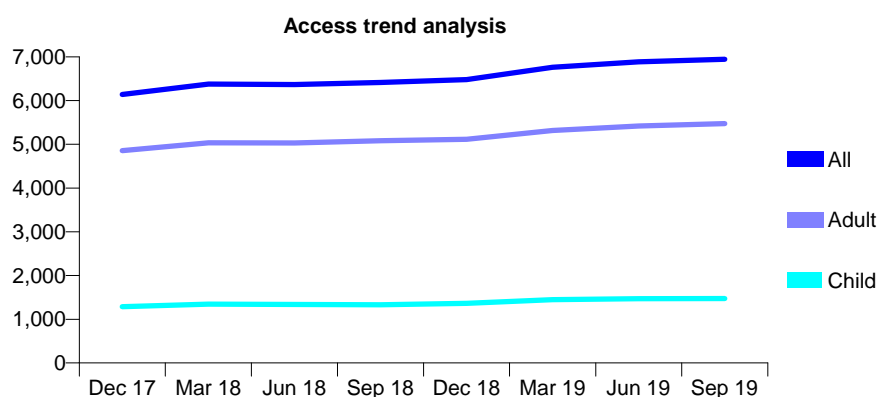
## Q51 - Vital Signs At a Glance Contract Report for 142255/0001 - September 2019

Name or company name	Hislop and Wolverson
Contract type name	GDS Contract
Purpose of contract	General and Orthodontic
Contract start date	01/12/2010
Contract end date	

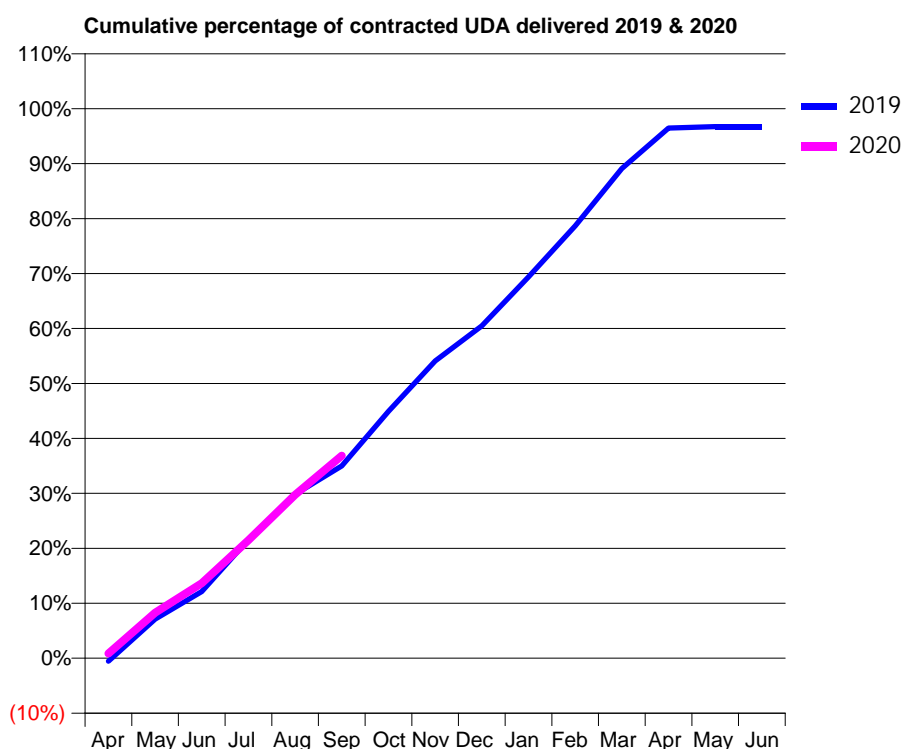
19/20 Contracted general activity (UDA)	23,003
Carry forward general activity (UDA)	590
19/20 Contracted orthodontic activity (UOA)	0
Carry forward orthodontic activity (UOA)	0
Baseline contract value	£679,662.50

### ACCESS\*

Patients seen in 24 months	Total	Change since previous quarter
Quarter ending September 2018	6,413	
Quarter ending December 2018	6,480	→
Quarter ending March 2019	6,764	↑
Quarter ending June 2019	6,887	→
Quarter ending September 2019	6,946	→
<b>Variance since September 2018</b>	<b>8.3%</b>	<b>↑</b>



### ACTIVITY



Month	2019	2020
April	-131	197
May	1,637	1,907
June	2,792	3,141
July	4,966	4,944
August	6,855	6,845
September	8,032	8,475
October	10,321	
November	12,425	
December	13,893	
January	15,936	
February	18,073	
March	20,459	
April	22,154	
May	22,213	
June	22,213	

### QUALITY

	Quantity	Base Number	Contract	AT	Region	England
% of FP17s for the same patient ID Re-attending within 3 months - Children	126	1,223	10.3%	9.3%	12.1%	11.5%
% of FP17s for the same patient ID Re-attending within 3 months - Adults	659	3,953	16.7%	13.4%	15.6%	15.4%
% of FP17s for the same patient ID Re-attending between 3 & 9 months - Children	837	1,223	68.4%	62.4%	61.2%	59.7%
% of FP17s for the same patient ID Re-attending between 3 & 9 months - Adults	2,018	3,953	51.0%	55.9%	54.3%	51.7%
% of FP17s for Band 1 Urgent Courses	422	4,640	9.1%	7.9%	9.1%	9.2%
% of FP17s Relating to Free Repair or Replacements	61	4,640	1.3%	1.2%	0.9%	0.7%
% of FP17s Relating to Continuations	56	4,640	1.2%	1.0%	1.0%	0.8%
% of Patients satisfied with the dentistry they have received	9	9	N/A	95.6%	94.4%	93.5%
% of Patients satisfied with the time they had to wait for an appointment	9	9	N/A	87.9%	88.1%	87.4%

\* This is based on patients treated on this contract for their most recent course of treatment. Figures in italics indicate the base number of FP17s or Patient Questionnaire responses are less than 100. N/A is shown where the base number of responses is less than 10 during the period. % is calculated as Quantity/Base number\*100



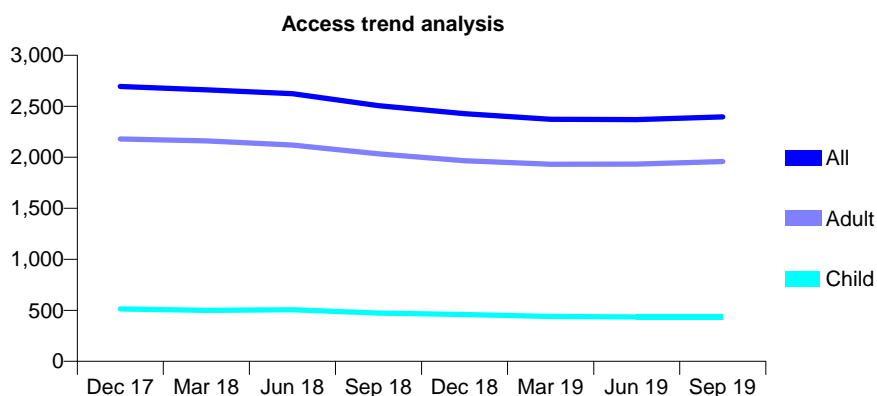
## Q51 - Vital Signs At a Glance Contract Report for 142352/0001 - September 2019

Name or company name	Pawson Dental Partnership
Contract type name	GDS Contract
Purpose of contract	General
Contract start date	01/12/2014
Contract end date	

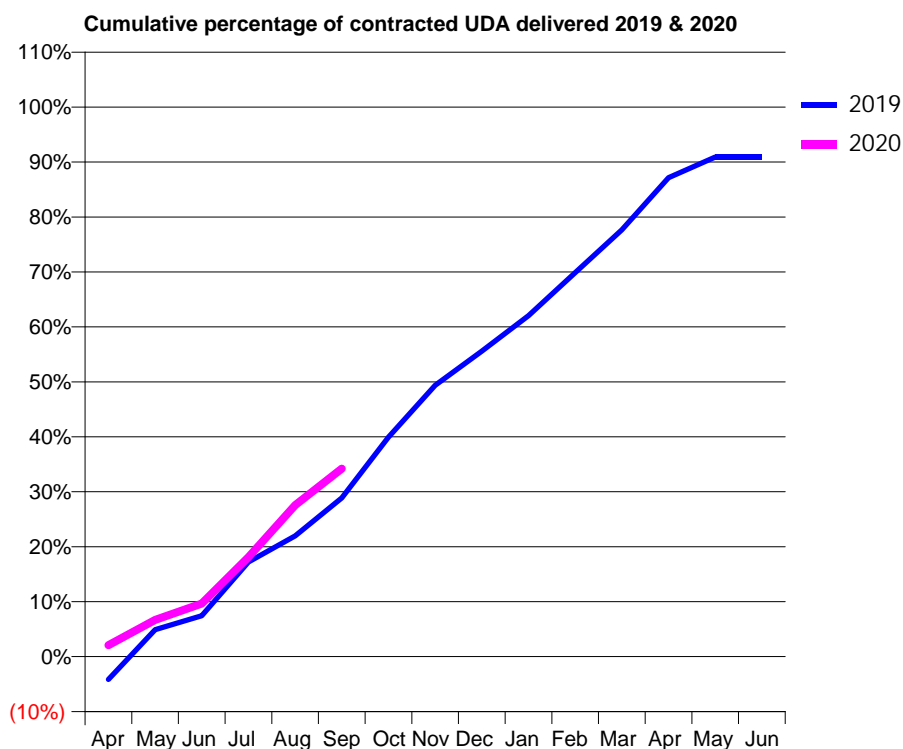
19/20 Contracted general activity (UDA)	10,000
Carry forward general activity (UDA)	0
19/20 Contracted orthodontic activity (UOA)	0
Carry forward orthodontic activity (UOA)	0
Baseline contract value	£234,789.23

### ACCESS\*

Patients seen in 24 months	Total	Change since previous quarter
Quarter ending September 2018	2,505	
Quarter ending December 2018	2,427	↓
Quarter ending March 2019	2,372	↓
Quarter ending June 2019	2,369	→
Quarter ending September 2019	2,395	→
<b>Variance since September 2018</b>	<b>(4.4%)</b>	<b>↓</b>



### ACTIVITY



Month	Adjusted Scheduled Activity (UDA)	
	2019	2020
April	-416	208
May	492	668
June	744	963
July	1,722	1,812
August	2,198	2,759
September	2,889	3,420
October	3,996	
November	4,937	
December	5,559	
January	6,204	
February	6,987	
March	7,765	
April	8,714	
May	9,092	
June	9,093	

### QUALITY

	Quantity	Base Number	Contract	AT	Region	England
% of FP17s for the same patient ID Re-attending within 3 months - Children	20	303	6.6%	9.3%	12.1%	11.5%
% of FP17s for the same patient ID Re-attending within 3 months - Adults	232	1,556	14.9%	13.4%	15.6%	15.4%
% of FP17s for the same patient ID Re-attending between 3 & 9 months - Children	196	303	64.7%	62.4%	61.2%	59.7%
% of FP17s for the same patient ID Re-attending between 3 & 9 months - Adults	953	1,556	61.2%	55.9%	54.3%	51.7%
% of FP17s for Band 1 Urgent Courses	115	1,433	8.0%	7.9%	9.1%	9.2%
% of FP17s Relating to Free Repair or Replacements	52	1,433	3.6%	1.2%	0.9%	0.7%
% of FP17s Relating to Continuations	26	1,433	1.8%	1.0%	1.0%	0.8%
% of Patients satisfied with the dentistry they have received	3	3	N/A	95.6%	94.4%	93.5%
% of Patients satisfied with the time they had to wait for an appointment	3	3	N/A	87.9%	88.1%	87.4%

\* This is based on patients treated on this contract for their most recent course of treatment. Figures in italics indicate the base number of FP17s or Patient Questionnaire responses are less than 100. N/A is shown where the base number of responses is less than 10 during the period. % is calculated as Quantity/Base number\*100

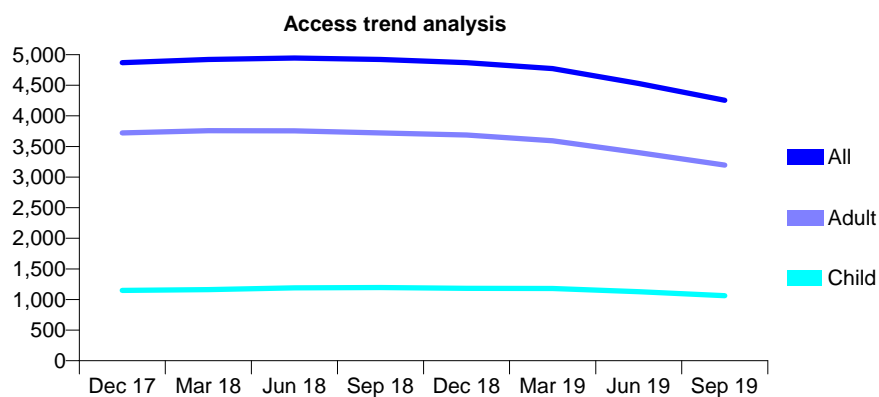
## Q51 - Vital Signs At a Glance Contract Report for 143871/0001 - September 2019

Name or company name	Sandygate Dental Practice
Contract type name	GDS Contract
Purpose of contract	General
Contract start date	01/04/2009
Contract end date	

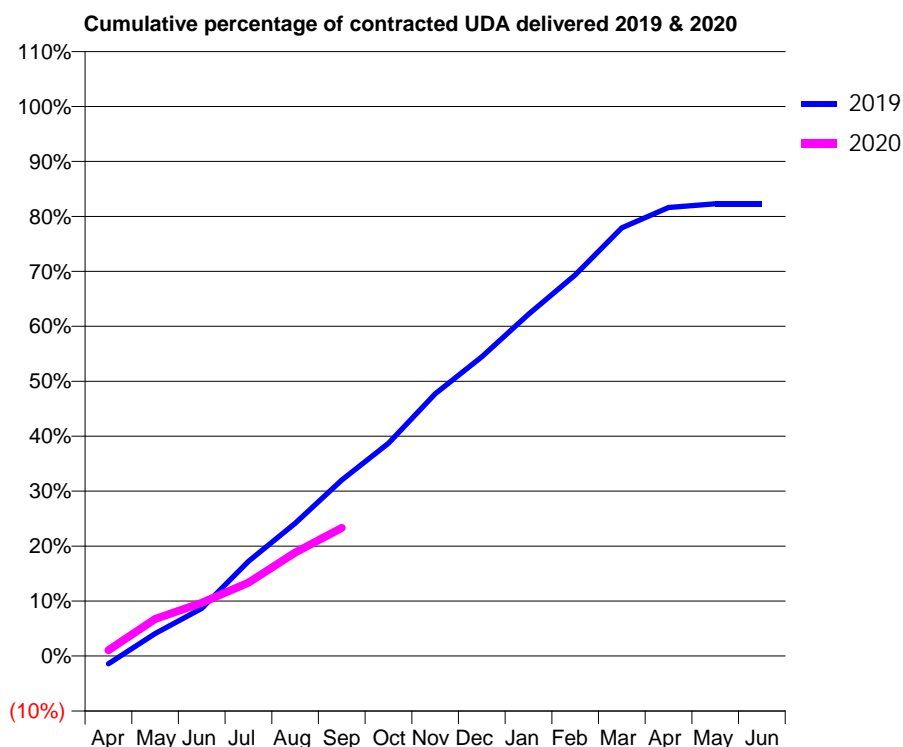
19/20 Contracted general activity (UDA)	12,975
Carry forward general activity (UDA)	0
19/20 Contracted orthodontic activity (UOA)	0
Carry forward orthodontic activity (UOA)	0
Baseline contract value	£301,813.91

### ACCESS\*

Patients seen in 24 months	Total	Change since previous quarter
Quarter ending September 2018	4,920	
Quarter ending December 2018	4,870	↓
Quarter ending March 2019	4,773	↓
Quarter ending June 2019	4,528	↓
Quarter ending September 2019	4,257	↓
<b>Variance since September 2018</b>	<b>(13.5%)</b>	<b>↓</b>



### ACTIVITY



Month	Adjusted Scheduled Activity (UDA)	
	2019	2020
April	-187	136
May	531	876
June	1,126	1,258
July	2,238	1,734
August	3,133	2,446
September	4,153	3,025
October	5,023	
November	6,191	
December	7,065	
January	8,069	
February	8,998	
March	10,110	
April	10,589	
May	10,676	
June	10,676	

### QUALITY

	Quantity	Base Number	Contract	AT	Region	England
% of FP17s for the same patient ID Re-attending within 3 months - Children	54	870	6.2%	9.3%	12.1%	11.5%
% of FP17s for the same patient ID Re-attending within 3 months - Adults	146	1,872	7.8%	13.4%	15.6%	15.4%
% of FP17s for the same patient ID Re-attending between 3 & 9 months - Children	708	870	81.4%	62.4%	61.2%	59.7%
% of FP17s for the same patient ID Re-attending between 3 & 9 months - Adults	1,171	1,872	62.6%	55.9%	54.3%	51.7%
% of FP17s for Band 1 Urgent Courses	50	1,936	2.6%	7.9%	9.1%	9.2%
% of FP17s Relating to Free Repair or Replacements	15	1,936	0.8%	1.2%	0.9%	0.7%
% of FP17s Relating to Continuations	4	1,936	0.2%	1.0%	1.0%	0.8%
% of Patients satisfied with the dentistry they have received	1	1	N/A	95.6%	94.4%	93.5%
% of Patients satisfied with the time they had to wait for an appointment	1	1	N/A	87.9%	88.1%	87.4%

\* This is based on patients treated on this contract for their most recent course of treatment. Figures in italics indicate the base number of FP17s or Patient Questionnaire responses are less than 100. N/A is shown where the base number of responses is less than 10 during the period. % is calculated as Quantity/Base number\*100

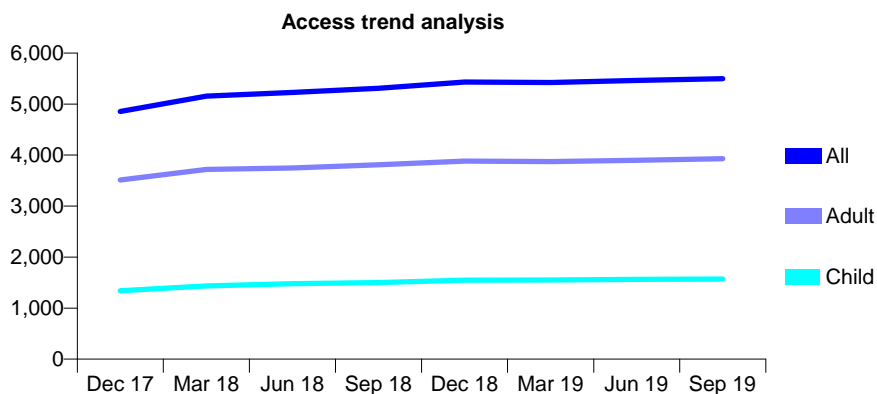
## Q51 - Vital Signs At a Glance Contract Report for 144118/0001 - September 2019

Name or company name	Ecclesfield Dental
Contract type name	GDS Contract
Purpose of contract	General
Contract start date	01/04/2010
Contract end date	

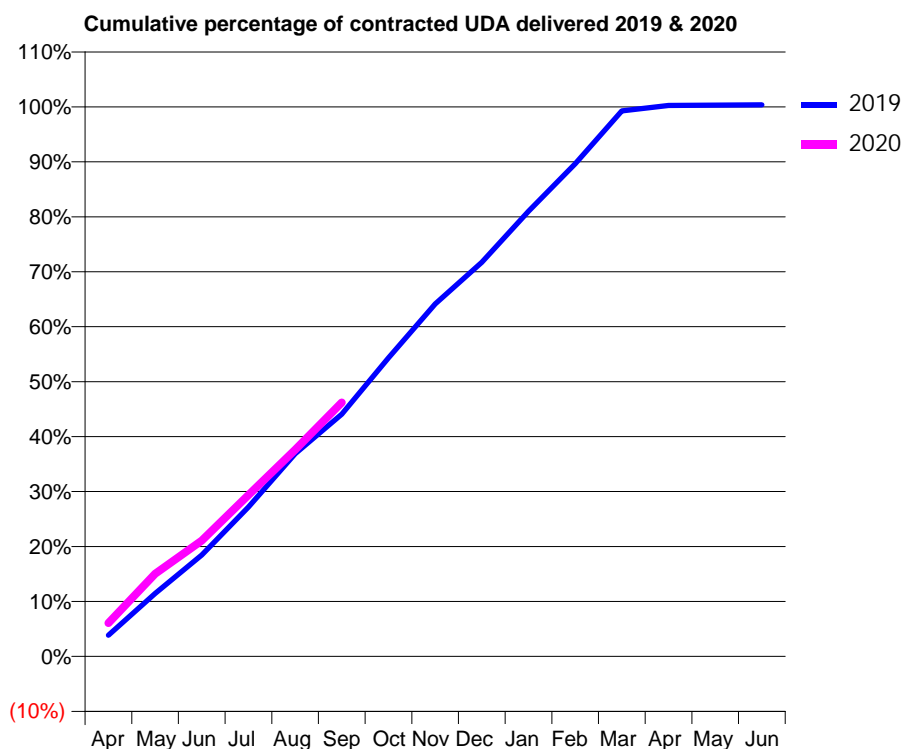
19/20 Contracted general activity (UDA)	15,500
Carry forward general activity (UDA)	-55
19/20 Contracted orthodontic activity (UOA)	0
Carry forward orthodontic activity (UOA)	0
Baseline contract value	£502,424.32

### ACCESS\*

Patients seen in 24 months	Total	Change since previous quarter
Quarter ending September 2018	5,312	
Quarter ending December 2018	5,432	↑
Quarter ending March 2019	5,424	→
Quarter ending June 2019	5,462	→
Quarter ending September 2019	5,498	→
<b>Variance since September 2018</b>	<b>3.5%</b>	<b>↑</b>



### ACTIVITY



Month	2019	2020
April	601	942
May	1,778	2,334
June	2,859	3,269
July	4,216	4,553
August	5,715	5,832
September	6,834	7,158
October	8,418	
November	9,942	
December	11,115	
January	12,559	
February	13,897	
March	15,388	
April	15,539	
May	15,548	
June	15,555	

### QUALITY

	Quantity	Base Number	Contract	AT	Region	England
% of FP17s for the same patient ID Re-attending within 3 months - Children	95	1,313	7.2%	9.3%	12.1%	11.5%
% of FP17s for the same patient ID Re-attending within 3 months - Adults	427	2,980	14.3%	13.4%	15.6%	15.4%
% of FP17s for the same patient ID Re-attending between 3 & 9 months - Children	968	1,313	73.7%	62.4%	61.2%	59.7%
% of FP17s for the same patient ID Re-attending between 3 & 9 months - Adults	2,003	2,980	67.2%	55.9%	54.3%	51.7%
% of FP17s for Band 1 Urgent Courses	342	4,181	8.2%	7.9%	9.1%	9.2%
% of FP17s Relating to Free Repair or Replacements	29	4,181	0.7%	1.2%	0.9%	0.7%
% of FP17s Relating to Continuations	9	4,181	0.2%	1.0%	1.0%	0.8%
% of Patients satisfied with the dentistry they have received	0	0	N/A	95.6%	94.4%	93.5%
% of Patients satisfied with the time they had to wait for an appointment	0	0	N/A	87.9%	88.1%	87.4%

\* This is based on patients treated on this contract for their most recent course of treatment. Figures in italics indicate the base number of FP17s or Patient Questionnaire responses are less than 100. N/A is shown where the base number of responses is less than 10 during the period. % is calculated as Quantity/Base number\*100

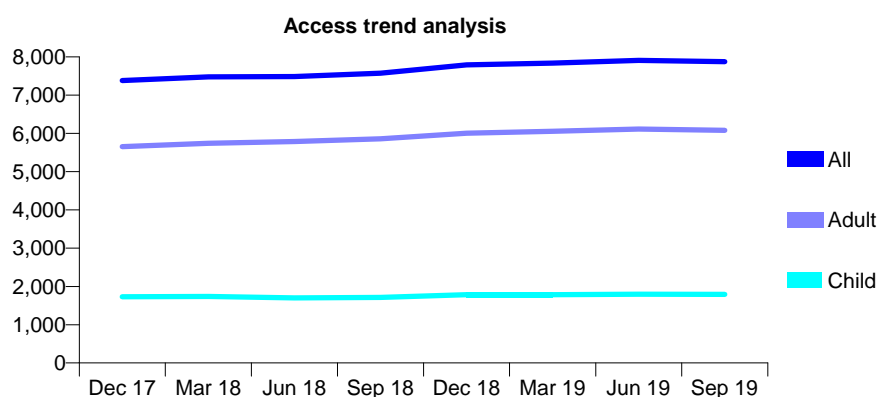
## Q51 - Vital Signs At a Glance Contract Report for 144959/0001 - September 2019

Name or company name	Kaye and Rafferty Ltd
Contract type name	GDS Contract
Purpose of contract	General and Orthodontic
Contract start date	01/07/2014
Contract end date	

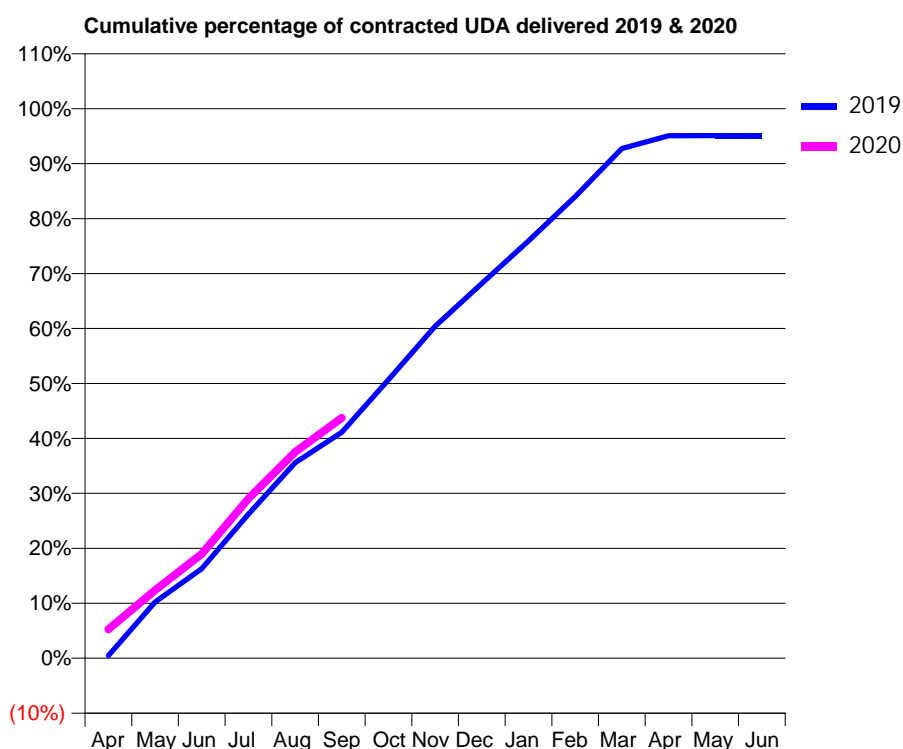
19/20 Contracted general activity (UDA)	21,500
Carry forward general activity (UDA)	0
19/20 Contracted orthodontic activity (UOA)	2,249
Carry forward orthodontic activity (UOA)	-45
Baseline contract value	£731,036.82

### ACCESS\*

Patients seen in 24 months	Total	Change since previous quarter
Quarter ending September 2018	7,572	
Quarter ending December 2018	7,788	↑
Quarter ending March 2019	7,839	→
Quarter ending June 2019	7,907	→
Quarter ending September 2019	7,876	→
<b>Variance since September 2018</b>	<b>4.0%</b>	<b>↑</b>



### ACTIVITY



Month	2019	2020
April	105	1,130
May	2,205	2,666
June	3,502	4,082
July	5,636	6,250
August	7,648	8,070
September	8,842	9,406
October	10,899	
November	12,991	
December	14,659	
January	16,330	
February	18,062	
March	19,937	
April	20,439	
May	20,444	
June	20,445	

### QUALITY

	Quantity	Base Number	Contract	AT	Region	England
% of FP17s for the same patient ID Re-attending within 3 months - Children	83	1,522	5.5%	9.3%	12.1%	11.5%
% of FP17s for the same patient ID Re-attending within 3 months - Adults	520	4,368	11.9%	13.4%	15.6%	15.4%
% of FP17s for the same patient ID Re-attending between 3 & 9 months - Children	978	1,522	64.3%	62.4%	61.2%	59.7%
% of FP17s for the same patient ID Re-attending between 3 & 9 months - Adults	2,628	4,368	60.2%	55.9%	54.3%	51.7%
% of FP17s for Band 1 Urgent Courses	400	5,477	7.3%	7.9%	9.1%	9.2%
% of FP17s Relating to Free Repair or Replacements	55	5,477	1.0%	1.2%	0.9%	0.7%
% of FP17s Relating to Continuations	0	5,477	0.0%	1.0%	1.0%	0.8%
% of Patients satisfied with the dentistry they have received	2	2	N/A	95.6%	94.4%	93.5%
% of Patients satisfied with the time they had to wait for an appointment	1	2	N/A	87.9%	88.1%	87.4%

\* This is based on patients treated on this contract for their most recent course of treatment.

Figures in italics indicate the base number of FP17s or Patient Questionnaire responses are less than 100. N/A is shown where the base number of responses is less than 10 during the period. % is calculated as Quantity/Base number\*100

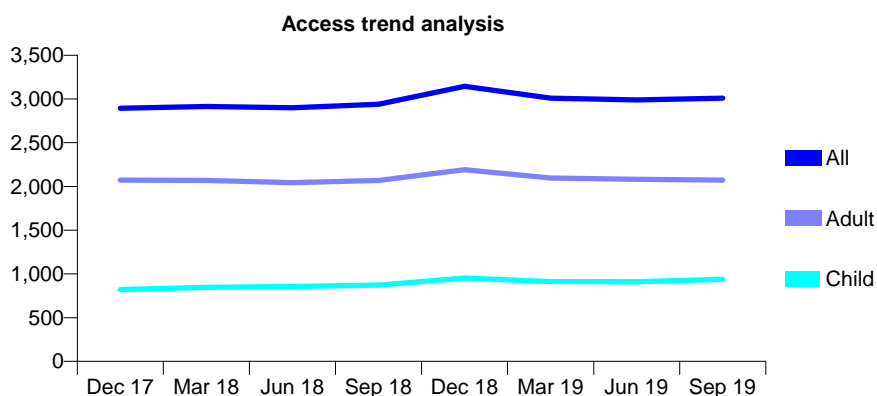
## Q51 - Vital Signs At a Glance Contract Report for 145130/0001 - September 2019

Name or company name	Wensley & Wright
Contract type name	GDS Contract
Purpose of contract	General
Contract start date	01/04/2006
Contract end date	

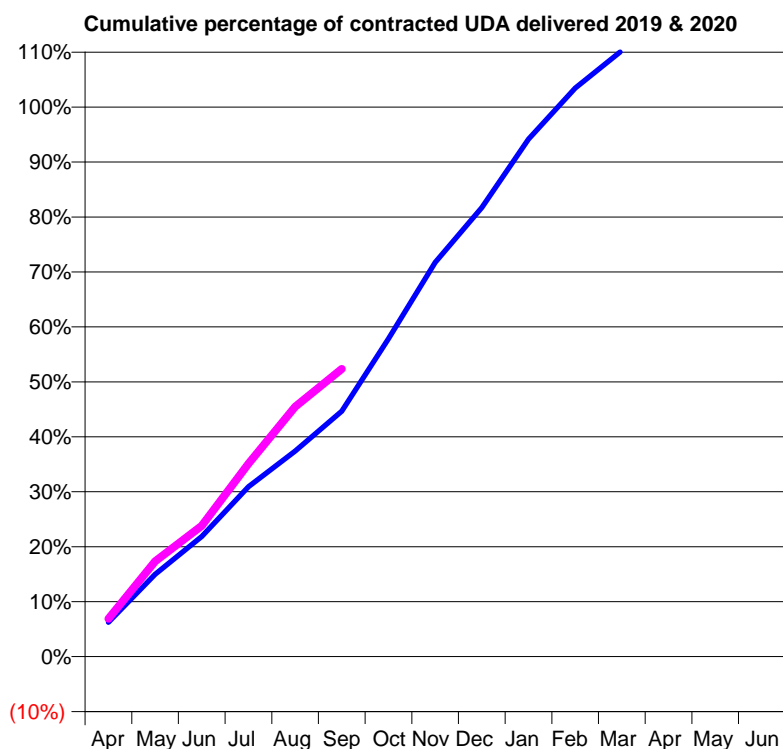
19/20 Contracted general activity (UDA)	8,147
Carry forward general activity (UDA)	0
19/20 Contracted orthodontic activity (UOA)	0
Carry forward orthodontic activity (UOA)	0
Baseline contract value	£264,013.66

### ACCESS\*

Patients seen in 24 months	Total	Change since previous quarter
Quarter ending September 2018	2,940	
Quarter ending December 2018	3,145	↑
Quarter ending March 2019	3,009	↓
Quarter ending June 2019	2,990	→
Quarter ending September 2019	3,009	→
<b>Variance since September 2018</b>	<b>2.3%</b>	<b>↑</b>



### ACTIVITY



Month	Adjusted Scheduled Activity (UDA)	
	2019	2020
April	508	561
May	1,222	1,413
June	1,781	1,940
July	2,519	2,859
August	3,047	3,704
September	3,638	4,266
October	4,714	
November	5,844	
December	6,656	
January	7,673	
February	8,429	
March	8,985	
April	9,102	
May	9,099	
June	9,100	

### QUALITY

	Quantity	Base Number	Contract	AT	Region	England
% of FP17s for the same patient ID Re-attending within 3 months - Children	22	580	3.8%	9.3%	12.1%	11.5%
% of FP17s for the same patient ID Re-attending within 3 months - Adults	154	1,313	11.7%	13.4%	15.6%	15.4%
% of FP17s for the same patient ID Re-attending between 3 & 9 months - Children	298	580	51.4%	62.4%	61.2%	59.7%
% of FP17s for the same patient ID Re-attending between 3 & 9 months - Adults	693	1,313	52.8%	55.9%	54.3%	51.7%
% of FP17s for Band 1 Urgent Courses	125	1,820	6.9%	7.9%	9.1%	9.2%
% of FP17s Relating to Free Repair or Replacements	11	1,820	0.6%	1.2%	0.9%	0.7%
% of FP17s Relating to Continuations	15	1,820	0.8%	1.0%	1.0%	0.8%
% of Patients satisfied with the dentistry they have received	2	2	N/A	95.6%	94.4%	93.5%
% of Patients satisfied with the time they had to wait for an appointment	2	2	N/A	87.9%	88.1%	87.4%

\* This is based on patients treated on this contract for their most recent course of treatment. Figures in italics indicate the base number of FP17s or Patient Questionnaire responses are less than 100. N/A is shown where the base number of responses is less than 10 during the period. % is calculated as Quantity/Base number\*100

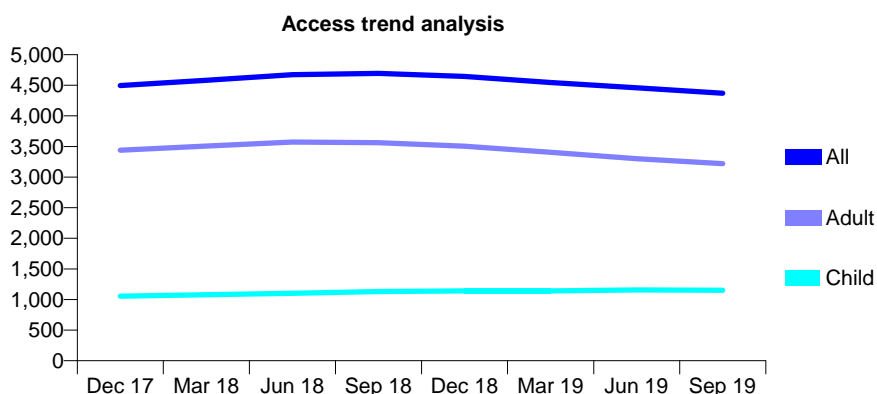
## Q51 - Vital Signs At a Glance Contract Report for 146439/0001 - September 2019

Name or company name	Premier Dental Ltd
Contract type name	GDS Contract
Purpose of contract	General
Contract start date	24/02/2011
Contract end date	

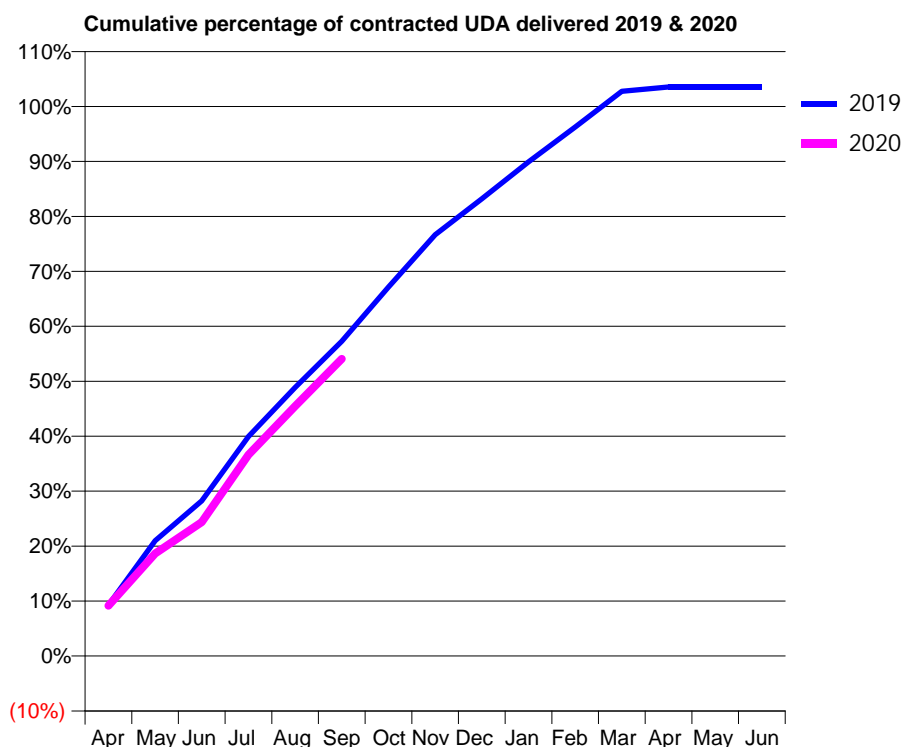
19/20 Contracted general activity (UDA)	15,304
Carry forward general activity (UDA)	-306
19/20 Contracted orthodontic activity (UOA)	0
Carry forward orthodontic activity (UOA)	0
Baseline contract value	£477,650.93

### ACCESS\*

Patients seen in 24 months	Total	Change since previous quarter
Quarter ending September 2018	4,693	
Quarter ending December 2018	4,644	↓
Quarter ending March 2019	4,546	↓
Quarter ending June 2019	4,459	↓
Quarter ending September 2019	4,370	↓
<b>Variance since September 2018</b>	<b>(6.9%)</b>	<b>↓</b>



### ACTIVITY



Month	Adjusted Scheduled Activity (UDA)	
	2019	2020
April	1,419	1,404
May	3,210	2,856
June	4,319	3,730
July	6,115	5,607
August	7,481	6,956
September	8,764	8,278
October	10,275	
November	11,733	
December	12,733	
January	13,763	
February	14,731	
March	15,725	
April	15,846	
May	15,846	
June	15,846	

### QUALITY

	Quantity	Base Number	Contract	AT	Region	England
% of FP17s for the same patient ID Re-attending within 3 months - Children	55	918	6.0%	9.3%	12.1%	11.5%
% of FP17s for the same patient ID Re-attending within 3 months - Adults	264	2,322	11.4%	13.4%	15.6%	15.4%
% of FP17s for the same patient ID Re-attending between 3 & 9 months - Children	473	918	51.5%	62.4%	61.2%	59.7%
% of FP17s for the same patient ID Re-attending between 3 & 9 months - Adults	1,315	2,322	56.6%	55.9%	54.3%	51.7%
% of FP17s for Band 1 Urgent Courses	134	3,172	4.2%	7.9%	9.1%	9.2%
% of FP17s Relating to Free Repair or Replacements	25	3,172	0.8%	1.2%	0.9%	0.7%
% of FP17s Relating to Continuations	52	3,172	1.6%	1.0%	1.0%	0.8%
% of Patients satisfied with the dentistry they have received	1	1	N/A	95.6%	94.4%	93.5%
% of Patients satisfied with the time they had to wait for an appointment	1	1	N/A	87.9%	88.1%	87.4%

\* This is based on patients treated on this contract for their most recent course of treatment. Figures in italics indicate the base number of FP17s or Patient Questionnaire responses are less than 100. N/A is shown where the base number of responses is less than 10 during the period. % is calculated as Quantity/Base number\*100

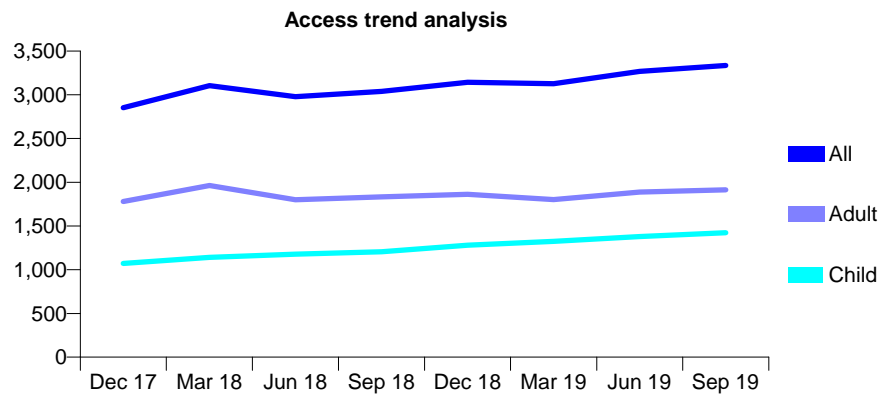
## Q51 - Vital Signs At a Glance Contract Report for 147397/0001 - September 2019

Name or company name	Hillsborough Family Dental Centre
Contract type name	GDS Contract
Purpose of contract	General
Contract start date	01/04/2012
Contract end date	

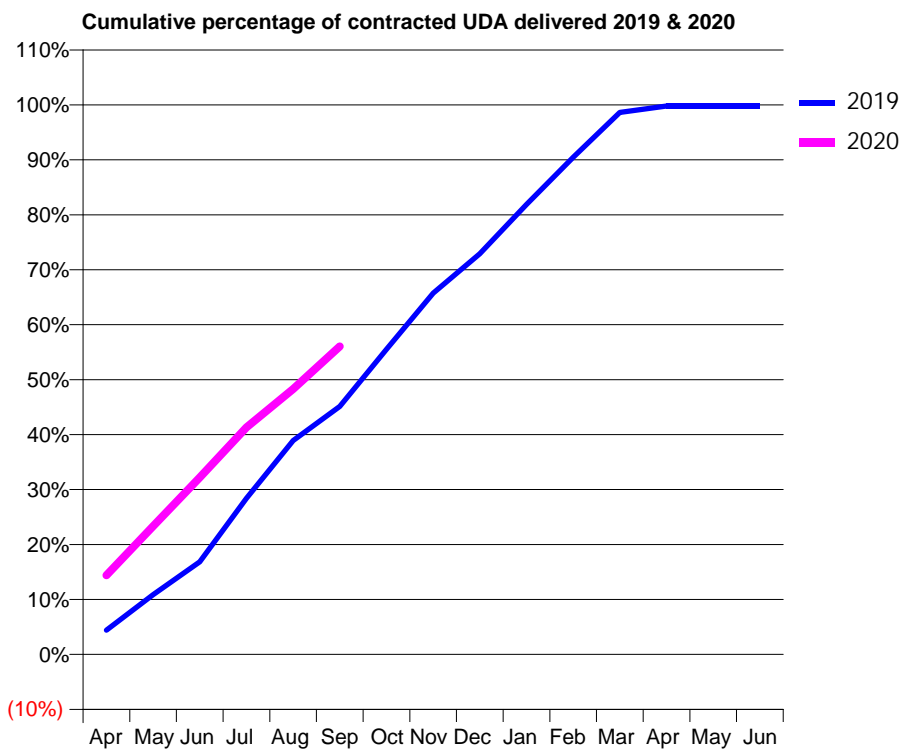
19/20 Contracted general activity (UDA)	8,664
Carry forward general activity (UDA)	18
19/20 Contracted orthodontic activity (UOA)	0
Carry forward orthodontic activity (UOA)	0
Baseline contract value	£242,751.63

### ACCESS\*

Patients seen in 24 months	Total	Change since previous quarter
Quarter ending September 2018	3,039	
Quarter ending December 2018	3,144	↑
Quarter ending March 2019	3,127	→
Quarter ending June 2019	3,268	↑
Quarter ending September 2019	3,335	↑
<b>Variance since September 2018</b>	<b>9.7%</b>	<b>↑</b>



### ACTIVITY



Month	2019	2020
April	381	1,248
May	944	2,023
June	1,461	2,789
July	2,461	3,580
August	3,370	4,185
September	3,909	4,856
October	4,811	
November	5,696	
December	6,318	
January	7,095	
February	7,838	
March	8,544	
April	8,646	
May	8,646	
June	8,646	

### QUALITY

	Quantity	Base Number	Contract	AT	Region	England
% of FP17s for the same patient ID Re-attending within 3 months - Children	44	987	4.5%	9.3%	12.1%	11.5%
% of FP17s for the same patient ID Re-attending within 3 months - Adults	179	1,082	16.5%	13.4%	15.6%	15.4%
% of FP17s for the same patient ID Re-attending between 3 & 9 months - Children	589	987	59.7%	62.4%	61.2%	59.7%
% of FP17s for the same patient ID Re-attending between 3 & 9 months - Adults	477	1,082	44.1%	55.9%	54.3%	51.7%
% of FP17s for Band 1 Urgent Courses	150	2,006	7.5%	7.9%	9.1%	9.2%
% of FP17s Relating to Free Repair or Replacements	2	2,006	0.1%	1.2%	0.9%	0.7%
% of FP17s Relating to Continuations	24	2,006	1.2%	1.0%	1.0%	0.8%
% of Patients satisfied with the dentistry they have received	1	1	N/A	95.6%	94.4%	93.5%
% of Patients satisfied with the time they had to wait for an appointment	1	1	N/A	87.9%	88.1%	87.4%

\* This is based on patients treated on this contract for their most recent course of treatment. Figures in italics indicate the base number of FP17s or Patient Questionnaire responses are less than 100. N/A is shown where the base number of responses is less than 10 during the period. % is calculated as Quantity/Base number\*100

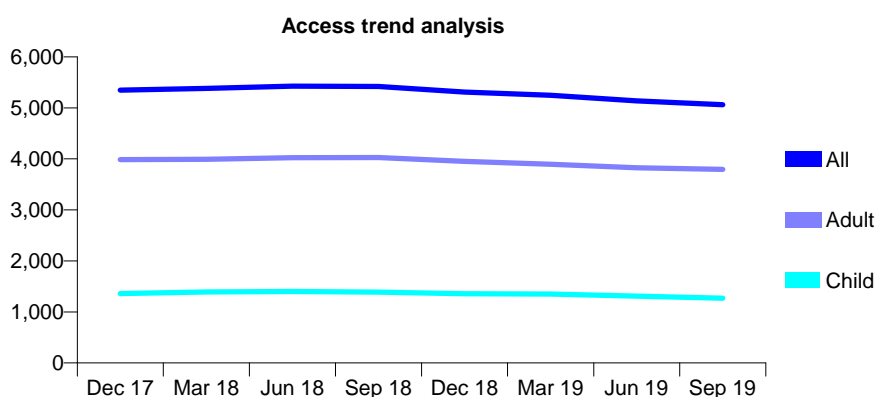
## Q51 - Vital Signs At a Glance Contract Report for 147583/0001 - September 2019

Name or company name	Prime Dental Care Limited
Contract type name	GDS Contract
Purpose of contract	General
Contract start date	02/08/2010
Contract end date	

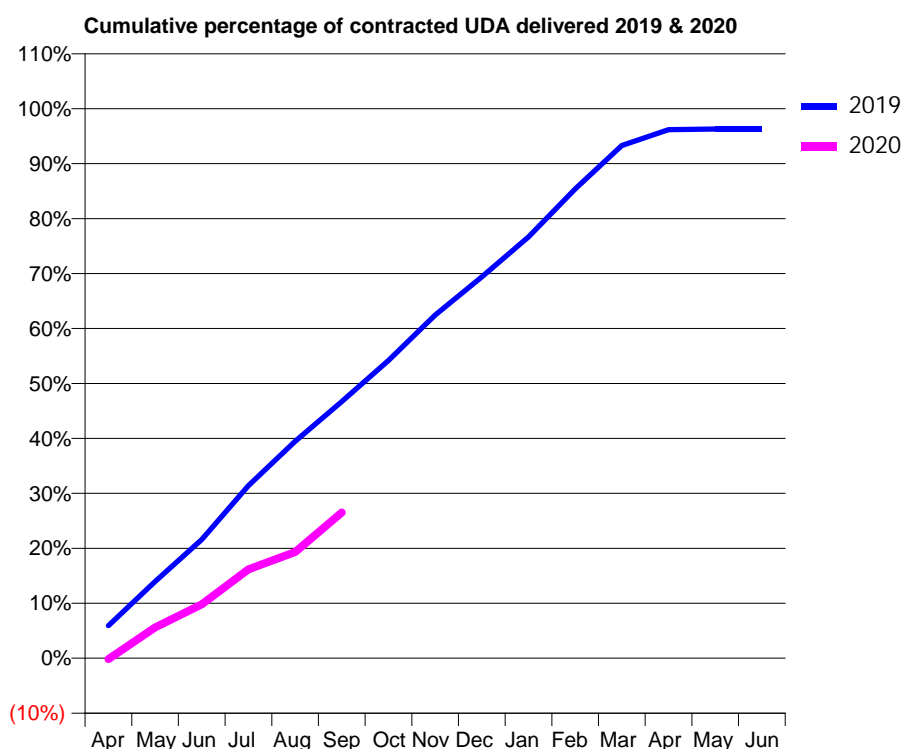
19/20 Contracted general activity (UDA)	13,805
Carry forward general activity (UDA)	514
19/20 Contracted orthodontic activity (UOA)	0
Carry forward orthodontic activity (UOA)	0
Baseline contract value	£433,283.91

### ACCESS\*

Patients seen in 24 months	Total	Change since previous quarter
Quarter ending September 2018	5,417	
Quarter ending December 2018	5,310	↓
Quarter ending March 2019	5,245	↓
Quarter ending June 2019	5,137	↓
Quarter ending September 2019	5,063	↓
<b>Variance since September 2018</b>	<b>(6.5%)</b>	<b>↓</b>



### ACTIVITY



Month	2019	2020
April	819	-27
May	1,930	776
June	2,983	1,356
July	4,336	2,233
August	5,450	2,669
September	6,447	3,660
October	7,480	
November	8,622	
December	9,579	
January	10,586	
February	11,792	
March	12,879	
April	13,279	
May	13,290	
June	13,291	

### QUALITY

	Quantity	Base Number	Contract	AT	Region	England
% of FP17s for the same patient ID Re-attending within 3 months - Children	32	718	4.5%	9.3%	12.1%	11.5%
% of FP17s for the same patient ID Re-attending within 3 months - Adults	344	2,384	14.4%	13.4%	15.6%	15.4%
% of FP17s for the same patient ID Re-attending between 3 & 9 months - Children	431	718	60.0%	62.4%	61.2%	59.7%
% of FP17s for the same patient ID Re-attending between 3 & 9 months - Adults	1,377	2,384	57.8%	55.9%	54.3%	51.7%
% of FP17s for Band 1 Urgent Courses	86	2,469	3.5%	7.9%	9.1%	9.2%
% of FP17s Relating to Free Repair or Replacements	30	2,469	1.2%	1.2%	0.9%	0.7%
% of FP17s Relating to Continuations	11	2,469	0.4%	1.0%	1.0%	0.8%
% of Patients satisfied with the dentistry they have received	1	2	N/A	95.6%	94.4%	93.5%
% of Patients satisfied with the time they had to wait for an appointment	1	2	N/A	87.9%	88.1%	87.4%

\* This is based on patients treated on this contract for their most recent course of treatment.

Figures in italics indicate the base number of FP17s or Patient Questionnaire responses are less than 100. N/A is shown where the base number of responses is less than 10 during the period. % is calculated as Quantity/Base number\*100



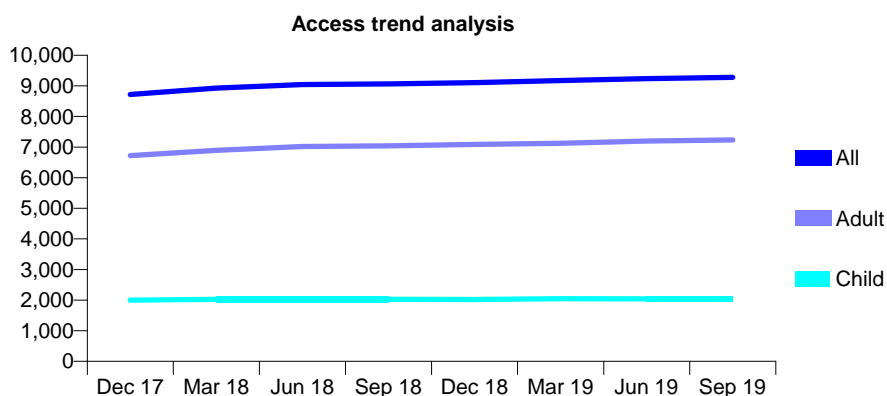
## Q51 - Vital Signs At a Glance Contract Report for 149896/0001 - September 2019

Name or company name	Handsworth Dental Care
Contract type name	GDS Contract
Purpose of contract	General
Contract start date	30/10/2009
Contract end date	

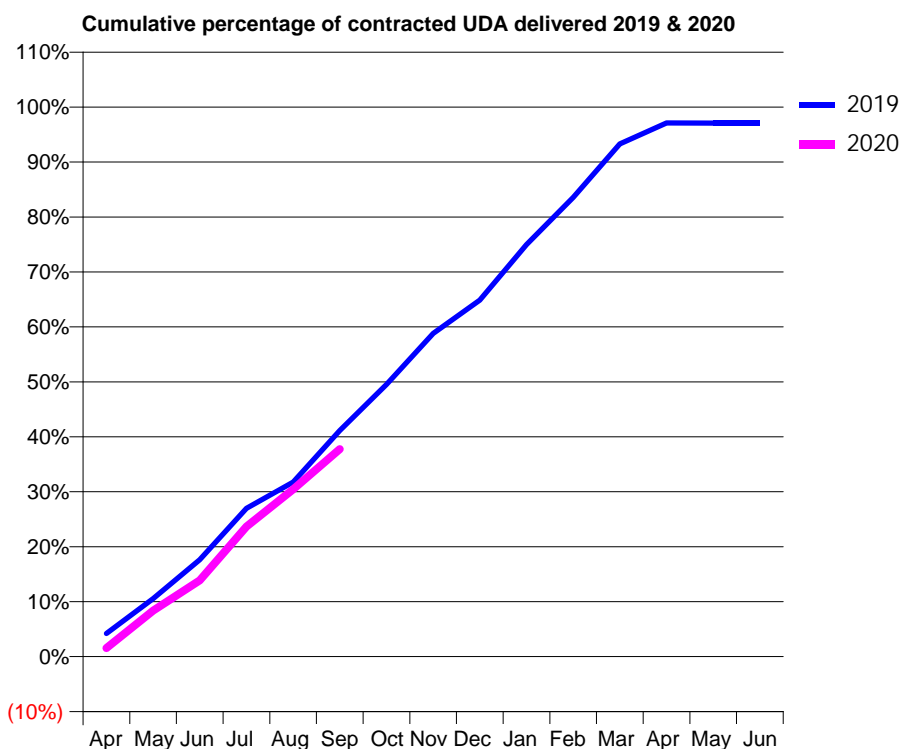
19/20 Contracted general activity (UDA)	25,095
Carry forward general activity (UDA)	735
19/20 Contracted orthodontic activity (UOA)	0
Carry forward orthodontic activity (UOA)	0
Baseline contract value	£614,292.59

### ACCESS\*

Patients seen in 24 months	Total	Change since previous quarter
Quarter ending September 2018	9,064	
Quarter ending December 2018	9,105	→
Quarter ending March 2019	9,173	→
Quarter ending June 2019	9,237	→
Quarter ending September 2019	9,277	→
<b>Variance since September 2018</b>	<b>2.3%</b>	<b>↑</b>



### ACTIVITY



Month	Adjusted Scheduled Activity (UDA)	
	2019	2020
April	1,054	392
May	2,649	2,104
June	4,423	3,488
July	6,768	5,942
August	7,970	7,641
September	10,326	9,478
October	12,423	
November	14,758	
December	16,281	
January	18,817	
February	20,967	
March	23,411	
April	24,368	
May	24,360	
June	24,360	

### QUALITY

	Quantity	Base Number	Contract	AT	Region	England
% of FP17s for the same patient ID Re-attending within 3 months - Children	101	1,625	6.2%	9.3%	12.1%	11.5%
% of FP17s for the same patient ID Re-attending within 3 months - Adults	665	5,182	12.8%	13.4%	15.6%	15.4%
% of FP17s for the same patient ID Re-attending between 3 & 9 months - Children	1,140	1,625	70.2%	62.4%	61.2%	59.7%
% of FP17s for the same patient ID Re-attending between 3 & 9 months - Adults	3,458	5,182	66.7%	55.9%	54.3%	51.7%
% of FP17s for Band 1 Urgent Courses	393	5,952	6.6%	7.9%	9.1%	9.2%
% of FP17s Relating to Free Repair or Replacements	181	5,952	3.0%	1.2%	0.9%	0.7%
% of FP17s Relating to Continuations	50	5,952	0.8%	1.0%	1.0%	0.8%
% of Patients satisfied with the dentistry they have received	4	4	N/A	95.6%	94.4%	93.5%
% of Patients satisfied with the time they had to wait for an appointment	4	4	N/A	87.9%	88.1%	87.4%

\* This is based on patients treated on this contract for their most recent course of treatment. Figures in italics indicate the base number of FP17s or Patient Questionnaire responses are less than 100. N/A is shown where the base number of responses is less than 10 during the period. % is calculated as Quantity/Base number\*100

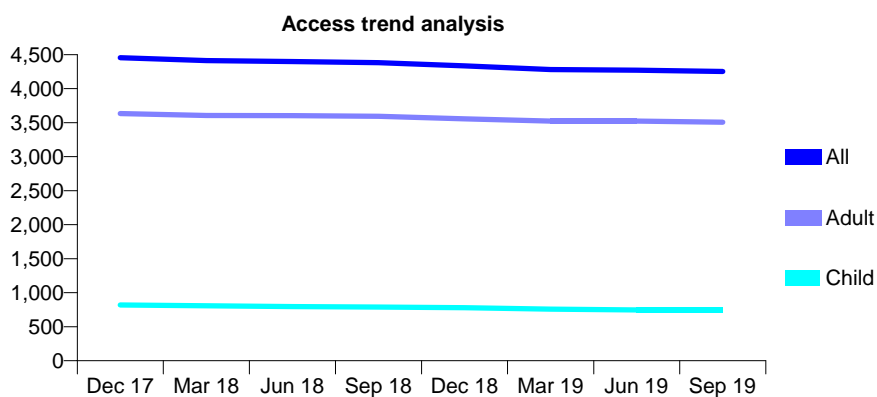
## Q51 - Vital Signs At a Glance Contract Report for 150444/0001 - September 2019

Name or company name	Dore Dental Care
Contract type name	GDS Contract
Purpose of contract	General
Contract start date	01/04/2006
Contract end date	

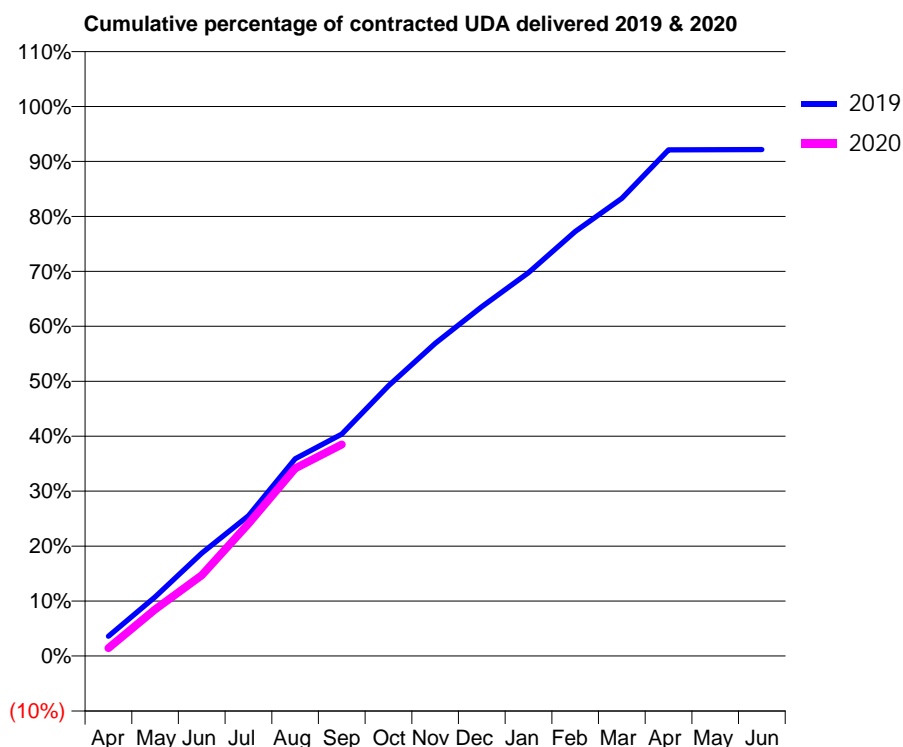
19/20 Contracted general activity (UDA)	12,151
Carry forward general activity (UDA)	0
19/20 Contracted orthodontic activity (UOA)	0
Carry forward orthodontic activity (UOA)	0
Baseline contract value	£397,892.10

### ACCESS\*

Patients seen in 24 months	Total	Change since previous quarter
Quarter ending September 2018	4,384	
Quarter ending December 2018	4,335	↓
Quarter ending March 2019	4,281	↓
Quarter ending June 2019	4,272	→
Quarter ending September 2019	4,254	→
<b>Variance since September 2018</b>	<b>(3.0%)</b>	<b>↓</b>



### ACTIVITY



Month	Adjusted Scheduled Activity (UDA)	
	2019	2020
April	438	174
May	1,309	1,030
June	2,276	1,786
July	3,104	2,927
August	4,361	4,149
September	4,905	4,678
October	5,976	
November	6,913	
December	7,724	
January	8,477	
February	9,386	
March	10,118	
April	11,191	
May	11,194	
June	11,197	

### QUALITY

	Quantity	Base Number	Contract	AT	Region	England
% of FP17s for the same patient ID Re-attending within 3 months - Children	15	586	2.6%	9.3%	12.1%	11.5%
% of FP17s for the same patient ID Re-attending within 3 months - Adults	370	2,926	12.6%	13.4%	15.6%	15.4%
% of FP17s for the same patient ID Re-attending between 3 & 9 months - Children	398	586	67.9%	62.4%	61.2%	59.7%
% of FP17s for the same patient ID Re-attending between 3 & 9 months - Adults	1,985	2,926	67.8%	55.9%	54.3%	51.7%
% of FP17s for Band 1 Urgent Courses	152	2,892	5.3%	7.9%	9.1%	9.2%
% of FP17s Relating to Free Repair or Replacements	32	2,892	1.1%	1.2%	0.9%	0.7%
% of FP17s Relating to Continuations	48	2,892	1.7%	1.0%	1.0%	0.8%
% of Patients satisfied with the dentistry they have received	0	0	N/A	95.6%	94.4%	93.5%
% of Patients satisfied with the time they had to wait for an appointment	0	0	N/A	87.9%	88.1%	87.4%

\* This is based on patients treated on this contract for their most recent course of treatment. Figures in italics indicate the base number of FP17s or Patient Questionnaire responses are less than 100. N/A is shown where the base number of responses is less than 10 during the period. % is calculated as Quantity/Base number\*100

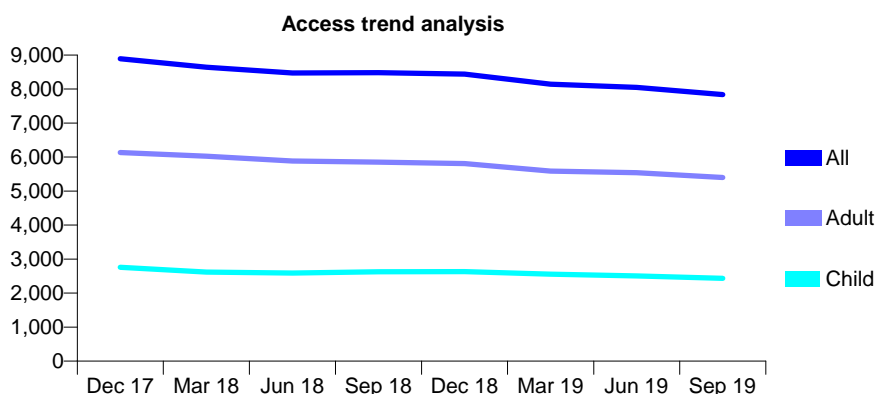
## Q51 - Vital Signs At a Glance Contract Report for 151491/0001 - September 2019

Name or company name	A2 Dental Studio
Contract type name	GDS Contract
Purpose of contract	General
Contract start date	06/06/2011
Contract end date	

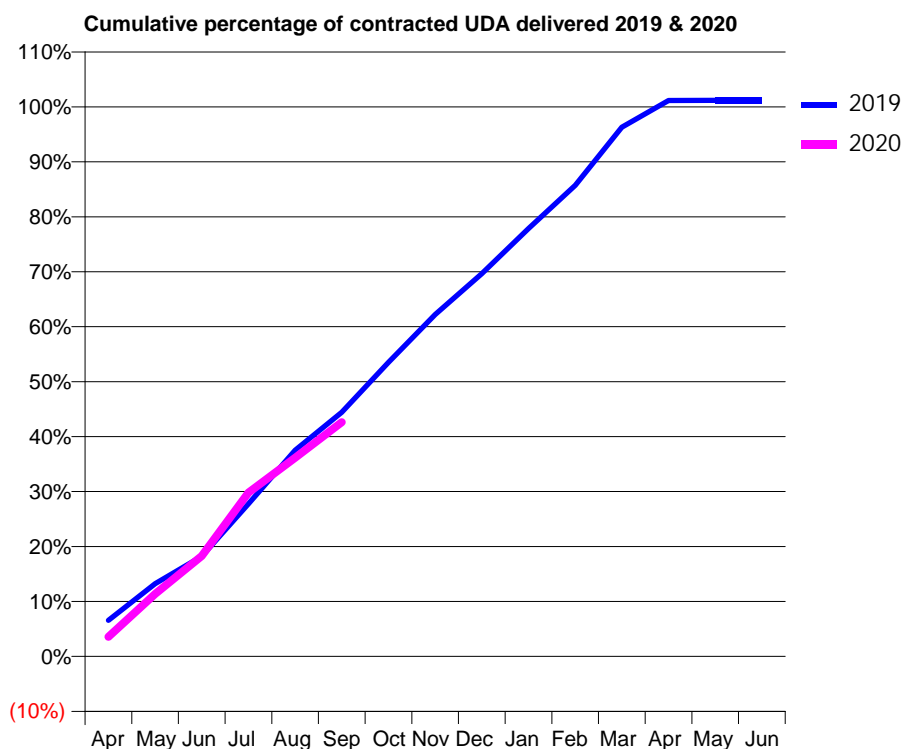
19/20 Contracted general activity (UDA)	22,823
Carry forward general activity (UDA)	0
19/20 Contracted orthodontic activity (UOA)	0
Carry forward orthodontic activity (UOA)	0
Baseline contract value	£759,242.49

### ACCESS\*

Patients seen in 24 months	Total	Change since previous quarter
Quarter ending September 2018	8,479	
Quarter ending December 2018	8,442	→
Quarter ending March 2019	8,144	↓
Quarter ending June 2019	8,048	↓
Quarter ending September 2019	7,838	↓
<b>Variance since September 2018</b>	<b>(7.6%)</b>	<b>↓</b>



### ACTIVITY



Month	2019	2020
April	1,500	818
May	3,022	2,597
June	4,155	4,173
July	6,337	6,806
August	8,567	8,247
September	10,136	9,730
October	12,216	
November	14,203	
December	15,895	
January	17,771	
February	19,562	
March	21,976	
April	23,089	
May	23,095	
June	23,095	

### QUALITY

	Quantity	Base Number	Contract	AT	Region	England
% of FP17s for the same patient ID Re-attending within 3 months - Children	109	1,559	7.0%	9.3%	12.1%	11.5%
% of FP17s for the same patient ID Re-attending within 3 months - Adults	508	3,315	15.3%	13.4%	15.6%	15.4%
% of FP17s for the same patient ID Re-attending between 3 & 9 months - Children	892	1,559	57.2%	62.4%	61.2%	59.7%
% of FP17s for the same patient ID Re-attending between 3 & 9 months - Adults	1,675	3,315	50.5%	55.9%	54.3%	51.7%
% of FP17s for Band 1 Urgent Courses	369	4,146	8.9%	7.9%	9.1%	9.2%
% of FP17s Relating to Free Repair or Replacements	30	4,146	0.7%	1.2%	0.9%	0.7%
% of FP17s Relating to Continuations	61	4,146	1.5%	1.0%	1.0%	0.8%
% of Patients satisfied with the dentistry they have received	6	6	N/A	95.6%	94.4%	93.5%
% of Patients satisfied with the time they had to wait for an appointment	5	6	N/A	87.9%	88.1%	87.4%

\* This is based on patients treated on this contract for their most recent course of treatment. Figures in italics indicate the base number of FP17s or Patient Questionnaire responses are less than 100. N/A is shown where the base number of responses is less than 10 during the period. % is calculated as Quantity/Base number\*100

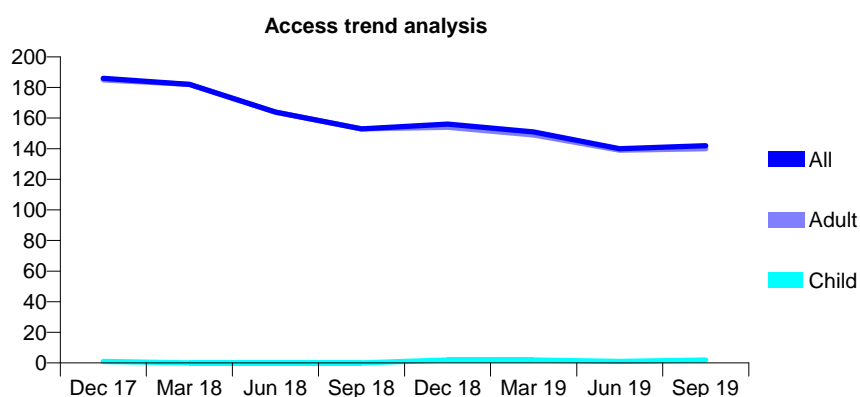
## Q51 - Vital Signs At a Glance Contract Report for 151653/0003 - September 2019

Name or company name	The Forum Practice Ltd
Contract type name	PDS Contract
Purpose of contract	General
Contract start date	01/04/2012
Contract end date	31/03/2020

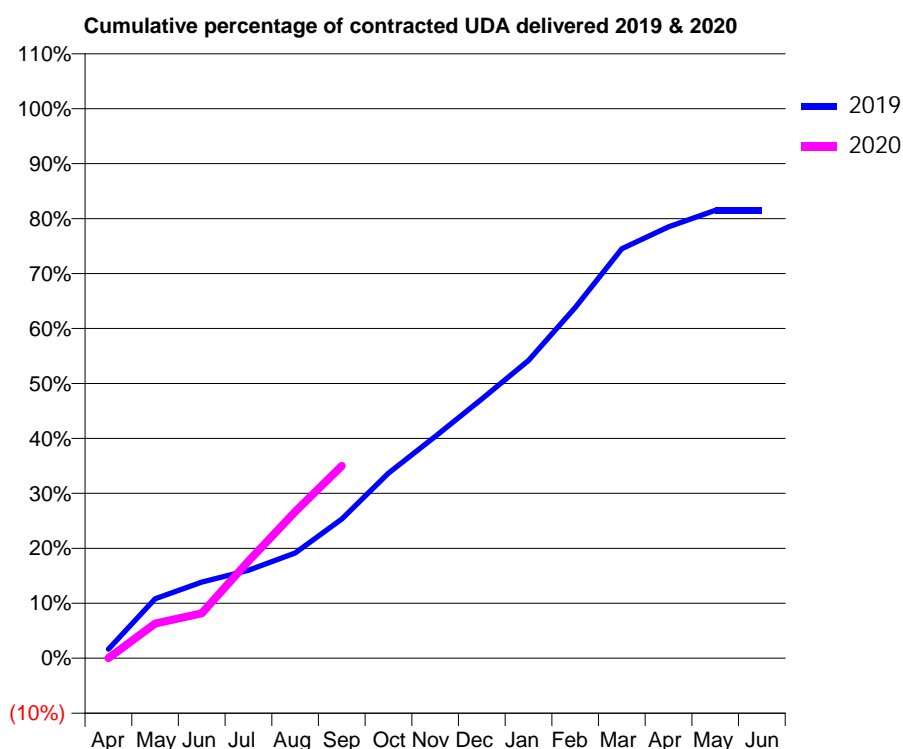
19/20 Contracted general activity (UDA)	1,800
Carry forward general activity (UDA)	0
19/20 Contracted orthodontic activity (UOA)	0
Carry forward orthodontic activity (UOA)	0
Baseline contract value	£68,315.02

### ACCESS\*

Patients seen in 24 months	Total	Change since previous quarter
Quarter ending September 2018	153	
Quarter ending December 2018	156	→
Quarter ending March 2019	151	↓
Quarter ending June 2019	140	↓
Quarter ending September 2019	142	→
<b>Variance since September 2018</b>	<b>(7.2%)</b>	<b>↓</b>



### ACTIVITY



Month	2019	2020
April	30	0
May	195	114
June	249	147
July	288	318
August	345	480
September	456	630
October	606	
November	726	
December	849	
January	975	
February	1,149	
March	1,341	
April	1,413	
May	1,467	
June	1,467	

### QUALITY

	Quantity	Base Number	Contract	AT	Region	England
% of FP17s for the same patient ID Re-attending within 3 months - Children	0	2	0.0%	9.3%	12.1%	11.5%
% of FP17s for the same patient ID Re-attending within 3 months - Adults	38	250	15.2%	13.4%	15.6%	15.4%
% of FP17s for the same patient ID Re-attending between 3 & 9 months - Children	0	2	0.0%	62.4%	61.2%	59.7%
% of FP17s for the same patient ID Re-attending between 3 & 9 months - Adults	0	250	0.0%	55.9%	54.3%	51.7%
% of FP17s for Band 1 Urgent Courses	0	210	0.0%	7.9%	9.1%	9.2%
% of FP17s Relating to Free Repair or Replacements	0	210	0.0%	1.2%	0.9%	0.7%
% of FP17s Relating to Continuations	0	210	0.0%	1.0%	1.0%	0.8%
% of Patients satisfied with the dentistry they have received	0	0	N/A	95.6%	94.4%	93.5%
% of Patients satisfied with the time they had to wait for an appointment	0	0	N/A	87.9%	88.1%	87.4%

\* This is based on patients treated on this contract for their most recent course of treatment.

Figures in italics indicate the base number of FP17s or Patient Questionnaire responses are less than 100. N/A is shown where the base number of responses is less than 10 during the period. % is calculated as Quantity/Base number\*100

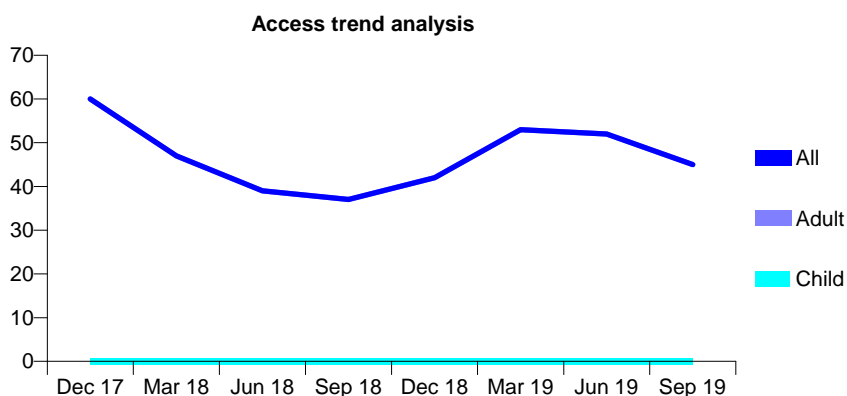
## Q51 - Vital Signs At a Glance Contract Report for 151653/0004 - September 2019

Name or company name	The Forum Practice Ltd
Contract type name	PDS Contract
Purpose of contract	General
Contract start date	01/03/2012
Contract end date	30/04/2020

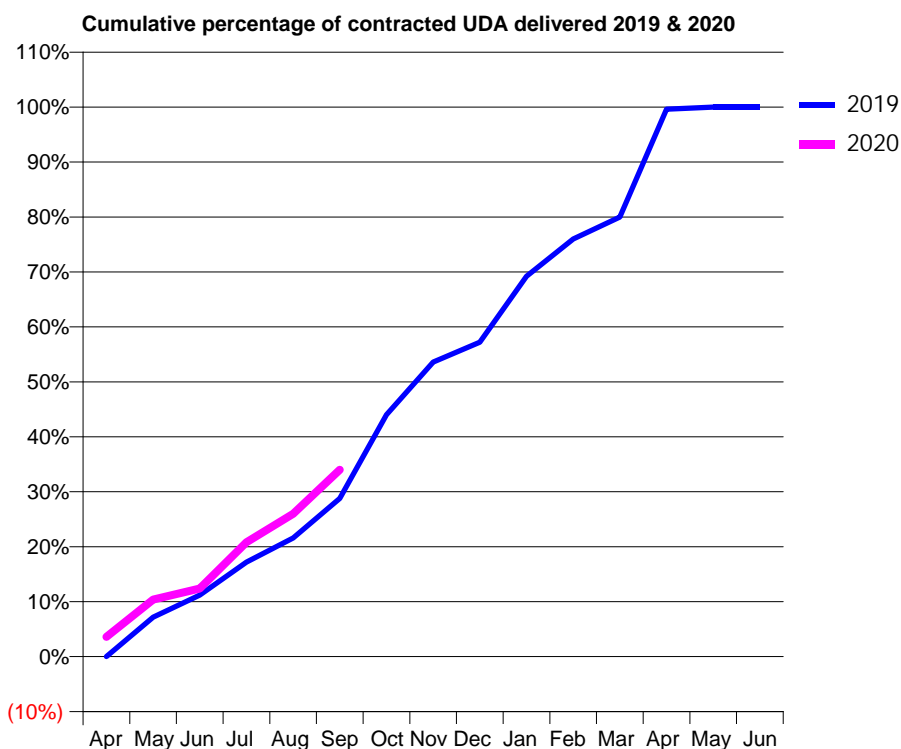
19/20 Contracted general activity (UDA)	750
Carry forward general activity (UDA)	0
19/20 Contracted orthodontic activity (UOA)	0
Carry forward orthodontic activity (UOA)	0
Baseline contract value	£35,911.18

### ACCESS\*

Patients seen in 24 months	Total	Change since previous quarter
Quarter ending September 2018	37	
Quarter ending December 2018	42	↑
Quarter ending March 2019	53	↑
Quarter ending June 2019	52	↓
Quarter ending September 2019	45	↓
<b>Variance since September 2018</b>	<b>21.6%</b>	<b>↑</b>



### ACTIVITY



Month	Adjusted Scheduled Activity (UDA)	
	2019	2020
April	0	27
May	54	78
June	84	93
July	129	156
August	162	195
September	216	255
October	330	
November	402	
December	429	
January	519	
February	570	
March	600	
April	747	
May	750	
June	750	

### QUALITY

	Quantity	Base Number	Contract	AT	Region	England
% of FP17s for the same patient ID Re-attending within 3 months - Children	0	2	0.0%	9.3%	12.1%	11.5%
% of FP17s for the same patient ID Re-attending within 3 months - Adults	10	133	7.5%	13.4%	15.6%	15.4%
% of FP17s for the same patient ID Re-attending between 3 & 9 months - Children	0	2	0.0%	62.4%	61.2%	59.7%
% of FP17s for the same patient ID Re-attending between 3 & 9 months - Adults	0	133	0.0%	55.9%	54.3%	51.7%
% of FP17s for Band 1 Urgent Courses	0	85	0.0%	7.9%	9.1%	9.2%
% of FP17s Relating to Free Repair or Replacements	0	85	0.0%	1.2%	0.9%	0.7%
% of FP17s Relating to Continuations	0	85	0.0%	1.0%	1.0%	0.8%
% of Patients satisfied with the dentistry they have received	0	0	N/A	95.6%	94.4%	93.5%
% of Patients satisfied with the time they had to wait for an appointment	0	0	N/A	87.9%	88.1%	87.4%

\* This is based on patients treated on this contract for their most recent course of treatment. Figures in italics indicate the base number of FP17s or Patient Questionnaire responses are less than 100. N/A is shown where the base number of responses is less than 10 during the period. % is calculated as Quantity/Base number\*100

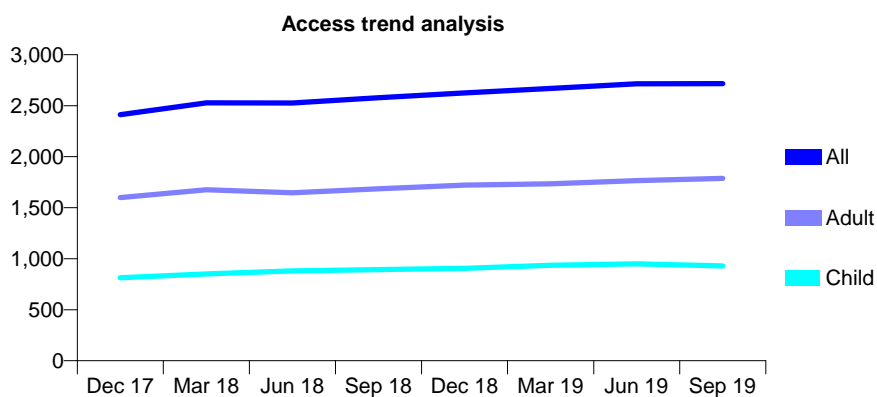
## Q51 - Vital Signs At a Glance Contract Report for 152161/0001 - September 2019

Name or company name	Manor Dental Practice
Contract type name	GDS Contract
Purpose of contract	General
Contract start date	01/10/2007
Contract end date	

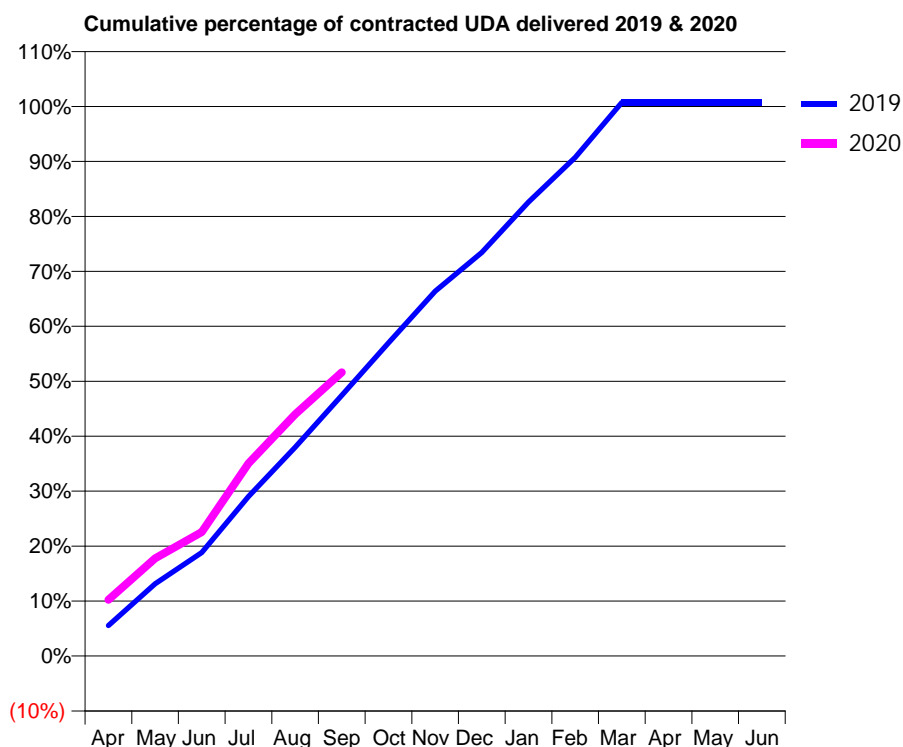
19/20 Contracted general activity (UDA)	8,728
Carry forward general activity (UDA)	-63
19/20 Contracted orthodontic activity (UOA)	0
Carry forward orthodontic activity (UOA)	0
Baseline contract value	£236,987.48

### ACCESS\*

Patients seen in 24 months	Total	Change since previous quarter
Quarter ending September 2018	2,579	
Quarter ending December 2018	2,626	→
Quarter ending March 2019	2,669	→
Quarter ending June 2019	2,715	→
Quarter ending September 2019	2,716	→
<b>Variance since September 2018</b>	<b>5.3%</b>	<b>↑</b>



### ACTIVITY



Month	Adjusted Scheduled Activity (UDA)	
	2019	2020
April	484	893
May	1,149	1,550
June	1,645	1,970
July	2,533	3,059
August	3,315	3,839
September	4,139	4,506
October	4,975	
November	5,794	
December	6,411	
January	7,212	
February	7,918	
March	8,791	
April	8,791	
May	8,791	
June	8,791	

### QUALITY

	Quantity	Base Number	Contract	AT	Region	England
% of FP17s for the same patient ID Re-attending within 3 months - Children	75	619	12.1%	9.3%	12.1%	11.5%
% of FP17s for the same patient ID Re-attending within 3 months - Adults	161	1,005	16.0%	13.4%	15.6%	15.4%
% of FP17s for the same patient ID Re-attending between 3 & 9 months - Children	346	619	55.9%	62.4%	61.2%	59.7%
% of FP17s for the same patient ID Re-attending between 3 & 9 months - Adults	373	1,005	37.1%	55.9%	54.3%	51.7%
% of FP17s for Band 1 Urgent Courses	171	1,623	10.5%	7.9%	9.1%	9.2%
% of FP17s Relating to Free Repair or Replacements	7	1,623	0.4%	1.2%	0.9%	0.7%
% of FP17s Relating to Continuations	9	1,623	0.6%	1.0%	1.0%	0.8%
% of Patients satisfied with the dentistry they have received	1	1	N/A	95.6%	94.4%	93.5%
% of Patients satisfied with the time they had to wait for an appointment	1	1	N/A	87.9%	88.1%	87.4%

\* This is based on patients treated on this contract for their most recent course of treatment. Figures in italics indicate the base number of FP17s or Patient Questionnaire responses are less than 100. N/A is shown where the base number of responses is less than 10 during the period. % is calculated as Quantity/Base number\*100

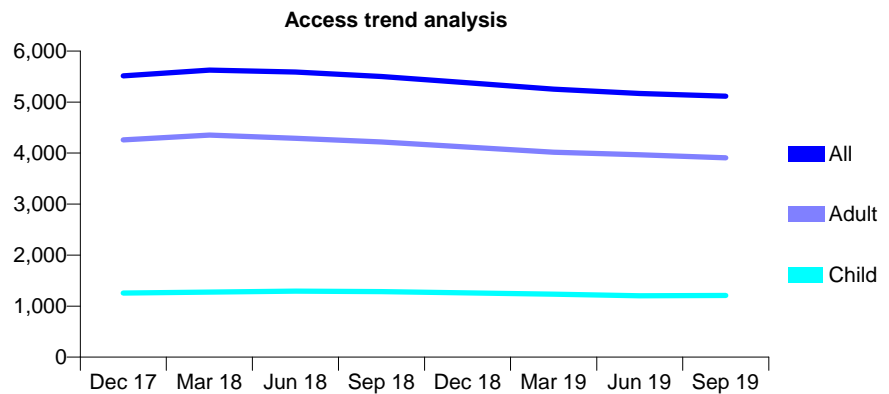
## Q51 - Vital Signs At a Glance Contract Report for 152498/0001 - September 2019

Name or company name	Hatfield Dental Care Ltd
Contract type name	GDS Contract
Purpose of contract	General
Contract start date	01/10/2014
Contract end date	

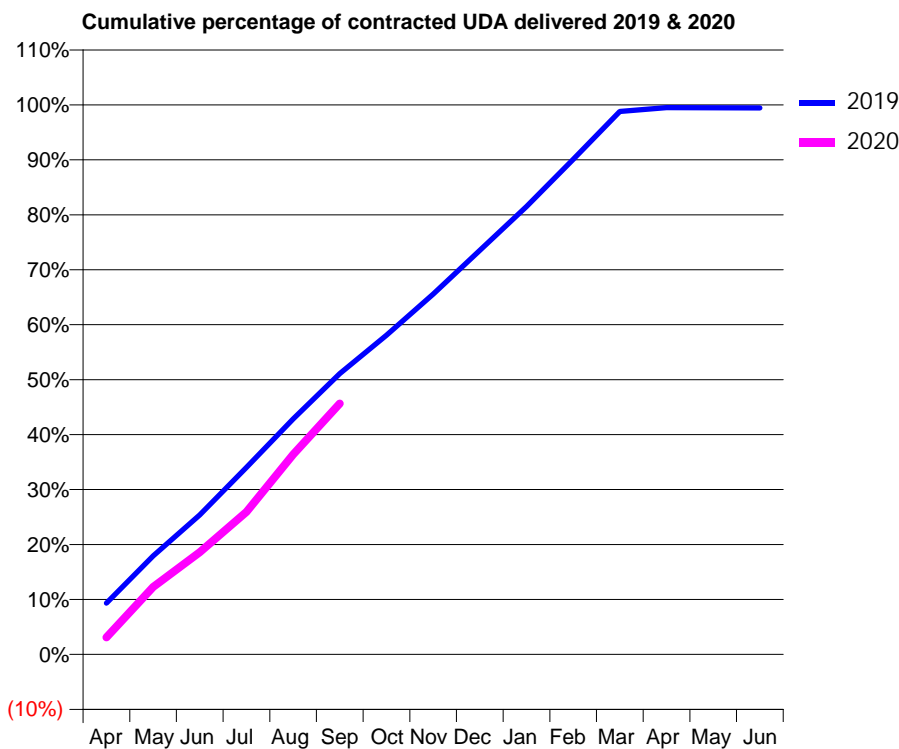
19/20 Contracted general activity (UDA)	14,449
Carry forward general activity (UDA)	82
19/20 Contracted orthodontic activity (UOA)	0
Carry forward orthodontic activity (UOA)	0
Baseline contract value	£423,219.83

### ACCESS\*

Patients seen in 24 months	Total	Change since previous quarter
Quarter ending September 2018	5,501	
Quarter ending December 2018	5,380	↓
Quarter ending March 2019	5,253	↓
Quarter ending June 2019	5,171	↓
Quarter ending September 2019	5,116	↓
<b>Variance since September 2018</b>	<b>(7.0%)</b>	<b>↓</b>



### ACTIVITY



Month	2019	2020
April	1,349	452
May	2,590	1,776
June	3,667	2,687
July	4,918	3,747
August	6,195	5,257
September	7,383	6,597
October	8,392	
November	9,477	
December	10,621	
January	11,776	
February	13,018	
March	14,276	
April	14,379	
May	14,370	
June	14,367	

### QUALITY

	Quantity	Base Number	Contract	AT	Region	England
% of FP17s for the same patient ID Re-attending within 3 months - Children	87	904	9.6%	9.3%	12.1%	11.5%
% of FP17s for the same patient ID Re-attending within 3 months - Adults	271	2,531	10.7%	13.4%	15.6%	15.4%
% of FP17s for the same patient ID Re-attending between 3 & 9 months - Children	559	904	61.8%	62.4%	61.2%	59.7%
% of FP17s for the same patient ID Re-attending between 3 & 9 months - Adults	1,343	2,531	53.1%	55.9%	54.3%	51.7%
% of FP17s for Band 1 Urgent Courses	140	3,392	4.1%	7.9%	9.1%	9.2%
% of FP17s Relating to Free Repair or Replacements	29	3,392	0.9%	1.2%	0.9%	0.7%
% of FP17s Relating to Continuations	13	3,392	0.4%	1.0%	1.0%	0.8%
% of Patients satisfied with the dentistry they have received	3	3	N/A	95.6%	94.4%	93.5%
% of Patients satisfied with the time they had to wait for an appointment	2	3	N/A	87.9%	88.1%	87.4%

\* This is based on patients treated on this contract for their most recent course of treatment. Figures in italics indicate the base number of FP17s or Patient Questionnaire responses are less than 100. N/A is shown where the base number of responses is less than 10 during the period. % is calculated as Quantity/Base number\*100

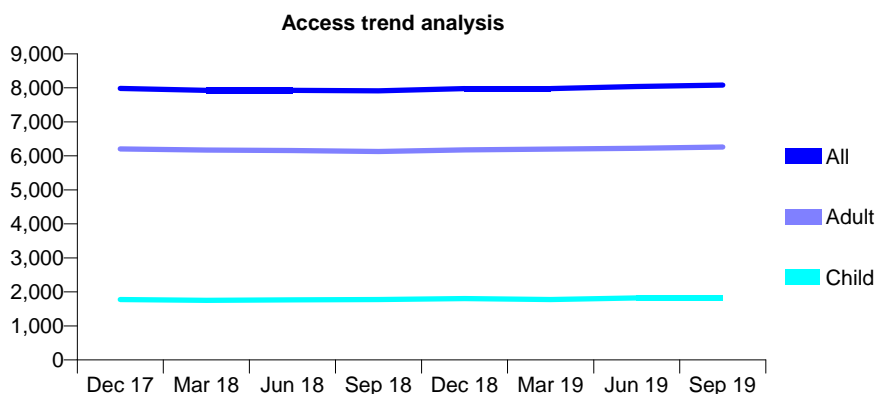
## Q51 - Vital Signs At a Glance Contract Report for 153311/0001 - September 2019

Name or company name	Cantley Dental Centre Ltd
Contract type name	GDS Contract
Purpose of contract	General
Contract start date	01/10/2013
Contract end date	

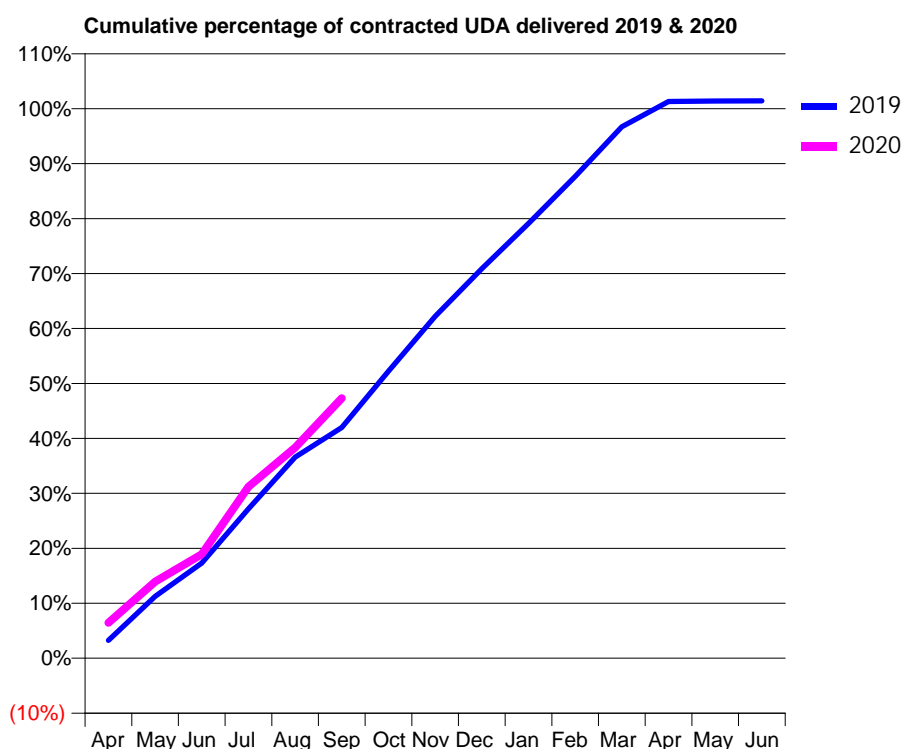
19/20 Contracted general activity (UDA)	20,539
Carry forward general activity (UDA)	-290
19/20 Contracted orthodontic activity (UOA)	0
Carry forward orthodontic activity (UOA)	0
Baseline contract value	£601,762.28

### ACCESS\*

Patients seen in 24 months	Total	Change since previous quarter
Quarter ending September 2018	7,910	
Quarter ending December 2018	7,979	→
Quarter ending March 2019	7,979	→
Quarter ending June 2019	8,042	→
Quarter ending September 2019	8,086	→
<b>Variance since September 2018</b>	<b>2.2%</b>	<b>↑</b>



### ACTIVITY



Month	2019	2020
April	672	1,324
May	2,311	2,864
June	3,556	3,887
July	5,586	6,413
August	7,513	7,871
September	8,623	9,714
October	10,727	
November	12,784	
December	14,554	
January	16,251	
February	18,008	
March	19,861	
April	20,807	
May	20,828	
June	20,829	

### QUALITY

	Quantity	Base Number	Contract	AT	Region	England
% of FP17s for the same patient ID Re-attending within 3 months - Children	66	1,248	5.3%	9.3%	12.1%	11.5%
% of FP17s for the same patient ID Re-attending within 3 months - Adults	437	3,987	11.0%	13.4%	15.6%	15.4%
% of FP17s for the same patient ID Re-attending between 3 & 9 months - Children	730	1,248	58.5%	62.4%	61.2%	59.7%
% of FP17s for the same patient ID Re-attending between 3 & 9 months - Adults	2,063	3,987	51.7%	55.9%	54.3%	51.7%
% of FP17s for Band 1 Urgent Courses	182	4,871	3.7%	7.9%	9.1%	9.2%
% of FP17s Relating to Free Repair or Replacements	60	4,871	1.2%	1.2%	0.9%	0.7%
% of FP17s Relating to Continuations	131	4,871	2.7%	1.0%	1.0%	0.8%
% of Patients satisfied with the dentistry they have received	1	1	N/A	95.6%	94.4%	93.5%
% of Patients satisfied with the time they had to wait for an appointment	1	1	N/A	87.9%	88.1%	87.4%

\* This is based on patients treated on this contract for their most recent course of treatment.

Figures in italics indicate the base number of FP17s or Patient Questionnaire responses are less than 100. N/A is shown where the base number of responses is less than 10 during the period. % is calculated as Quantity/Base number\*100



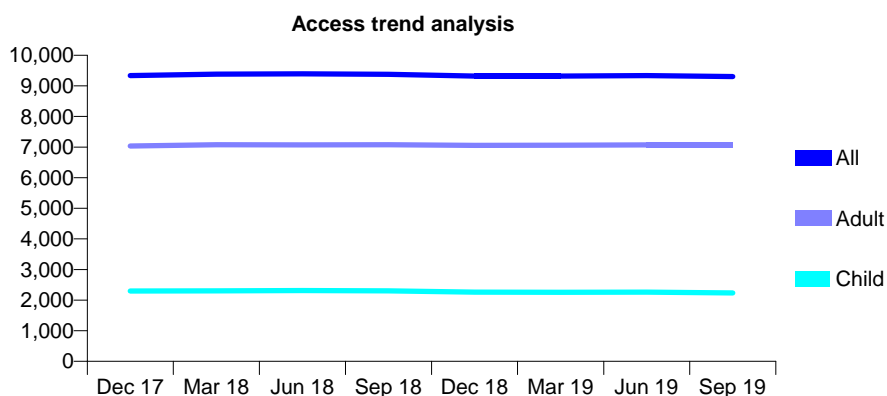
## Q51 - Vital Signs At a Glance Contract Report for 153737/0001 - September 2019

Name or company name	High Green & Dinnington Dental Practices
Contract type name	GDS Contract
Purpose of contract	General
Contract start date	01/04/2006
Contract end date	

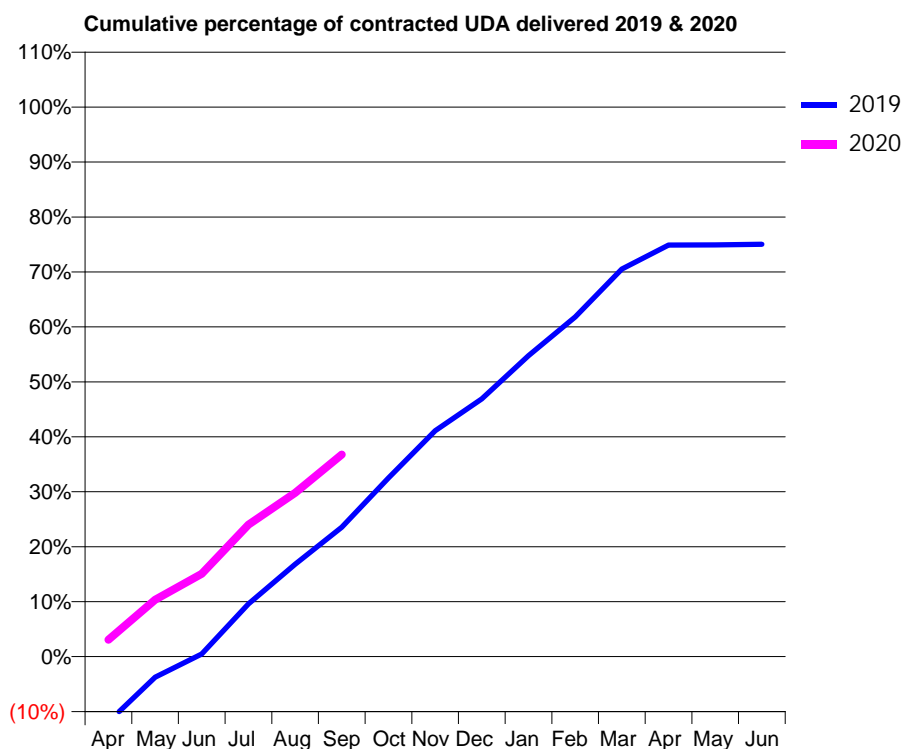
19/20 Contracted general activity (UDA)	25,958
Carry forward general activity (UDA)	0
19/20 Contracted orthodontic activity (UOA)	0
Carry forward orthodontic activity (UOA)	0
Baseline contract value	£883,005.91

### ACCESS\*

Patients seen in 24 months	Total	Change since previous quarter
Quarter ending September 2018	9,379	
Quarter ending December 2018	9,319	→
Quarter ending March 2019	9,317	→
Quarter ending June 2019	9,336	→
Quarter ending September 2019	9,307	→
<b>Variance since September 2018</b>	<b>(0.8%)</b>	<b>→</b>



### ACTIVITY



Month	Adjusted Scheduled Activity (UDA)	
	2019	2020
April	-3,087	798
May	-975	2,686
June	131	3,913
July	2,494	6,236
August	4,365	7,737
September	6,111	9,549
October	8,438	
November	10,671	
December	12,171	
January	14,214	
February	16,045	
March	18,308	
April	19,444	
May	19,447	
June	19,482	

### QUALITY

	Quantity	Base Number	Contract	AT	Region	England
% of FP17s for the same patient ID Re-attending within 3 months - Children	153	2,018	7.6%	9.3%	12.1%	11.5%
% of FP17s for the same patient ID Re-attending within 3 months - Adults	706	5,378	13.1%	13.4%	15.6%	15.4%
% of FP17s for the same patient ID Re-attending between 3 & 9 months - Children	1,482	2,018	73.4%	62.4%	61.2%	59.7%
% of FP17s for the same patient ID Re-attending between 3 & 9 months - Adults	3,324	5,378	61.8%	55.9%	54.3%	51.7%
% of FP17s for Band 1 Urgent Courses	515	6,076	8.5%	7.9%	9.1%	9.2%
% of FP17s Relating to Free Repair or Replacements	152	6,076	2.5%	1.2%	0.9%	0.7%
% of FP17s Relating to Continuations	22	6,076	0.4%	1.0%	1.0%	0.8%
% of Patients satisfied with the dentistry they have received	4	4	N/A	95.6%	94.4%	93.5%
% of Patients satisfied with the time they had to wait for an appointment	4	4	N/A	87.9%	88.1%	87.4%

\* This is based on patients treated on this contract for their most recent course of treatment. Figures in italics indicate the base number of FP17s or Patient Questionnaire responses are less than 100. N/A is shown where the base number of responses is less than 10 during the period. % is calculated as Quantity/Base number\*100

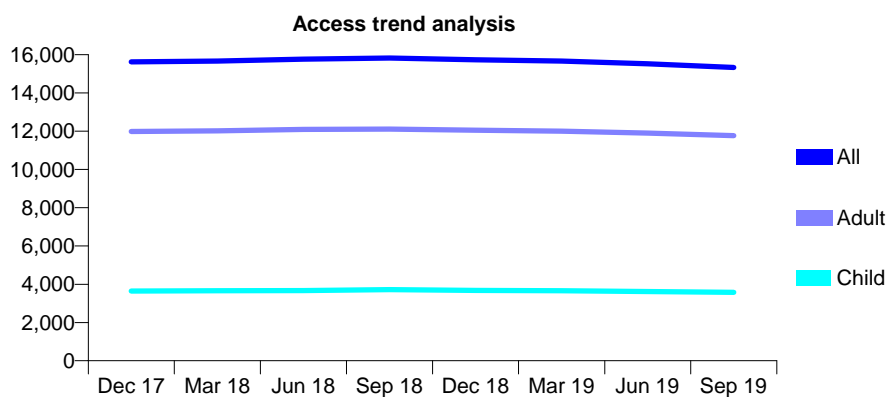
## Q51 - Vital Signs At a Glance Contract Report for 153737/0003 - September 2019

Name or company name	High Green & Dinnington Dental Practices
Contract type name	GDS Contract
Purpose of contract	General
Contract start date	01/12/2013
Contract end date	

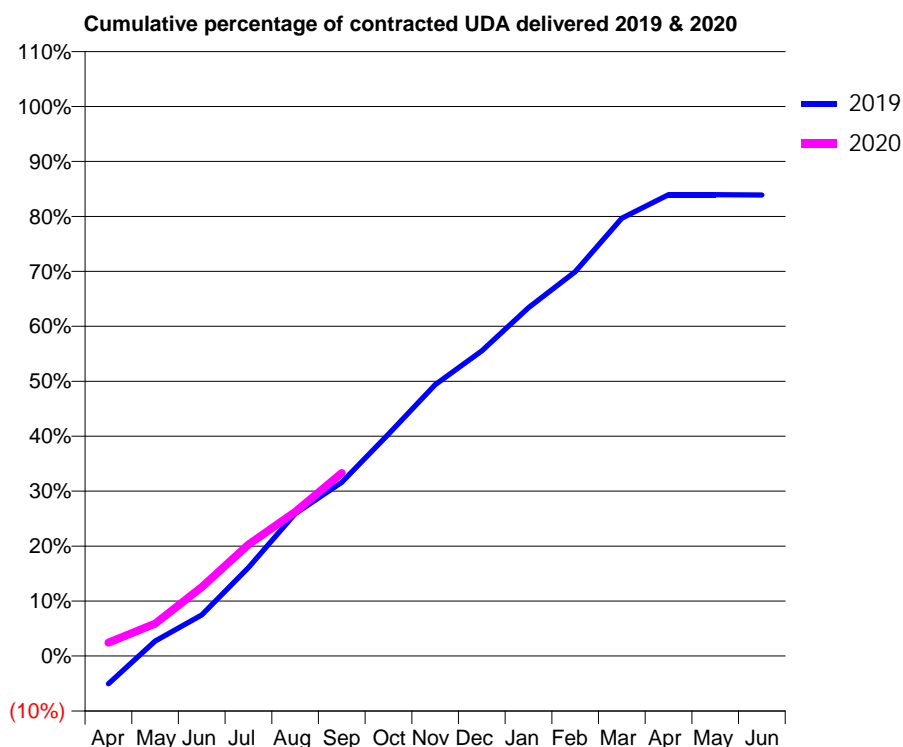
19/20 Contracted general activity (UDA)	45,179
Carry forward general activity (UDA)	0
19/20 Contracted orthodontic activity (UOA)	0
Carry forward orthodontic activity (UOA)	0
Baseline contract value	£1,506,439.34

### ACCESS\*

Patients seen in 24 months	Total	Change since previous quarter
Quarter ending September 2018	15,825	
Quarter ending December 2018	15,730	→
Quarter ending March 2019	15,665	→
Quarter ending June 2019	15,520	→
Quarter ending September 2019	15,337	↓
<b>Variance since September 2018</b>	<b>(3.1%)</b>	<b>↓</b>



### ACTIVITY



Month	Adjusted Scheduled Activity (UDA)	
	2019	2020
April	-2,285	1,105
May	1,238	2,666
June	3,370	5,659
July	7,270	9,169
August	11,704	11,843
September	14,275	15,048
October	18,249	
November	22,305	
December	25,085	
January	28,631	
February	31,602	
March	35,986	
April	37,924	
May	37,924	
June	37,898	

### QUALITY

	Quantity	Base Number	Contract	AT	Region	England
% of FP17s for the same patient ID Re-attending within 3 months - Children	165	2,209	7.5%	9.3%	12.1%	11.5%
% of FP17s for the same patient ID Re-attending within 3 months - Adults	1,188	7,422	16.0%	13.4%	15.6%	15.4%
% of FP17s for the same patient ID Re-attending between 3 & 9 months - Children	1,401	2,209	63.4%	62.4%	61.2%	59.7%
% of FP17s for the same patient ID Re-attending between 3 & 9 months - Adults	4,143	7,422	55.8%	55.9%	54.3%	51.7%
% of FP17s for Band 1 Urgent Courses	1,027	8,301	12.4%	7.9%	9.1%	9.2%
% of FP17s Relating to Free Repair or Replacements	283	8,301	3.4%	1.2%	0.9%	0.7%
% of FP17s Relating to Continuations	31	8,301	0.4%	1.0%	1.0%	0.8%
% of Patients satisfied with the dentistry they have received	3	3	N/A	95.6%	94.4%	93.5%
% of Patients satisfied with the time they had to wait for an appointment	2	3	N/A	87.9%	88.1%	87.4%

\* This is based on patients treated on this contract for their most recent course of treatment. Figures in italics indicate the base number of FP17s or Patient Questionnaire responses are less than 100. N/A is shown where the base number of responses is less than 10 during the period. % is calculated as Quantity/Base number\*100

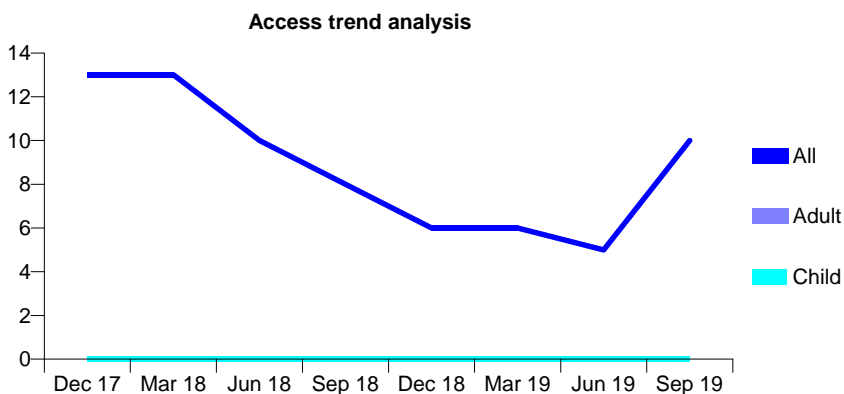
## Q51 - Vital Signs At a Glance Contract Report for 153737/0004 - September 2019

Name or company name	High Green & Dinnington Dental Practices
Contract type name	GDS Contract
Purpose of contract	General
Contract start date	01/05/2015
Contract end date	

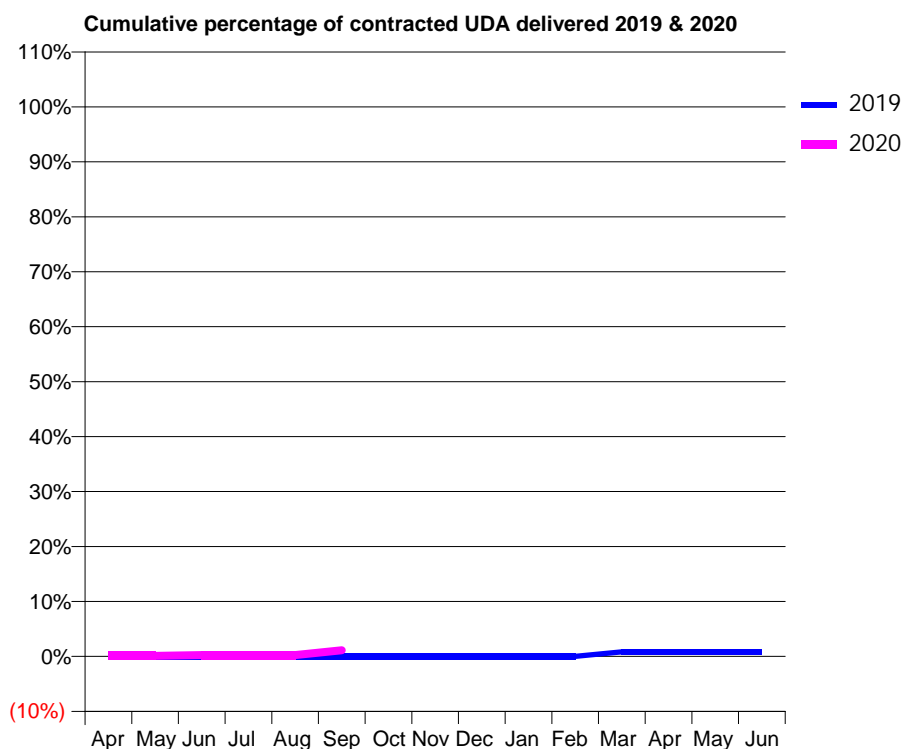
19/20 Contracted general activity (UDA)	849
Carry forward general activity (UDA)	0
19/20 Contracted orthodontic activity (UOA)	0
Carry forward orthodontic activity (UOA)	0
Baseline contract value	£28,967.90

### ACCESS\*

Patients seen in 24 months	Total	Change since previous quarter
Quarter ending September 2018	8	
Quarter ending December 2018	6	↓
Quarter ending March 2019	6	→
Quarter ending June 2019	5	↓
Quarter ending September 2019	10	↑
<b>Variance since September 2018</b>	25.0%	↑



### ACTIVITY



Month	Adjusted Scheduled Activity (UDA)	
	2019	2020
April	0	1
May	0	1
June	0	2
July	0	2
August	0	2
September	0	10
October	0	
November	0	
December	0	
January	0	
February	0	
March	7	
April	7	
May	7	
June	7	

### QUALITY

	Quantity	Base Number	Contract	AT	Region	England
% of FP17s for the same patient ID Re-attending within 3 months - Children	0	0	N/A	9.3%	12.1%	11.5%
% of FP17s for the same patient ID Re-attending within 3 months - Adults	0	7	0.0%	13.4%	15.6%	15.4%
% of FP17s for the same patient ID Re-attending between 3 & 9 months - Children	0	0	N/A	62.4%	61.2%	59.7%
% of FP17s for the same patient ID Re-attending between 3 & 9 months - Adults	0	7	0.0%	55.9%	54.3%	51.7%
% of FP17s for Band 1 Urgent Courses	3	7	42.9%	7.9%	9.1%	9.2%
% of FP17s Relating to Free Repair or Replacements	1	7	14.3%	1.2%	0.9%	0.7%
% of FP17s Relating to Continuations	0	7	0.0%	1.0%	1.0%	0.8%
% of Patients satisfied with the dentistry they have received	0	0	N/A	95.6%	94.4%	93.5%
% of Patients satisfied with the time they had to wait for an appointment	0	0	N/A	87.9%	88.1%	87.4%

\* This is based on patients treated on this contract for their most recent course of treatment. Figures in italics indicate the base number of FP17s or Patient Questionnaire responses are less than 100. N/A is shown where the base number of responses is less than 10 during the period. % is calculated as Quantity/Base number\*100

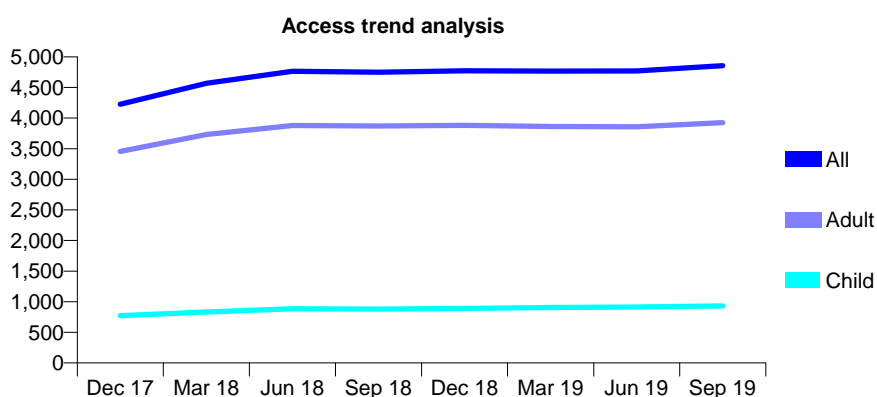
## Q51 - Vital Signs At a Glance Contract Report for 153788/0001 - September 2019

Name or company name	Mr R Joseph
Contract type name	GDS Contract
Purpose of contract	General
Contract start date	01/01/2016
Contract end date	

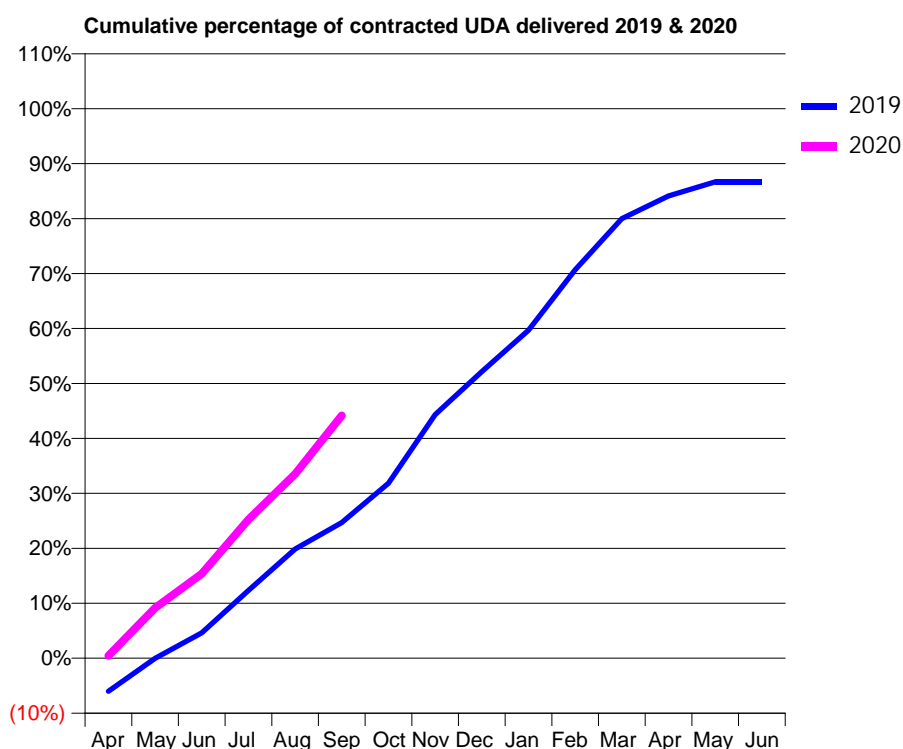
19/20 Contracted general activity (UDA)	15,000
Carry forward general activity (UDA)	0
19/20 Contracted orthodontic activity (UOA)	0
Carry forward orthodontic activity (UOA)	0
Baseline contract value	£498,561.43

### ACCESS\*

Patients seen in 24 months	Total	Change since previous quarter
Quarter ending September 2018	4,749	
Quarter ending December 2018	4,772	→
Quarter ending March 2019	4,769	→
Quarter ending June 2019	4,771	→
Quarter ending September 2019	4,857	→
<b>Variance since September 2018</b>	<b>2.3%</b>	<b>↑</b>



### ACTIVITY



Month	2019	2020
April	-903	67
May	-5	1,374
June	695	2,307
July	1,850	3,784
August	2,981	5,028
September	3,703	6,624
October	4,778	
November	6,651	
December	7,820	
January	8,954	
February	10,607	
March	12,000	
April	12,620	
May	13,000	
June	13,002	

### QUALITY

	Quantity	Base Number	Contract	AT	Region	England
% of FP17s for the same patient ID Re-attending within 3 months - Children	59	733	8.0%	9.3%	12.1%	11.5%
% of FP17s for the same patient ID Re-attending within 3 months - Adults	330	2,985	11.1%	13.4%	15.6%	15.4%
% of FP17s for the same patient ID Re-attending between 3 & 9 months - Children	469	733	64.0%	62.4%	61.2%	59.7%
% of FP17s for the same patient ID Re-attending between 3 & 9 months - Adults	1,989	2,985	66.6%	55.9%	54.3%	51.7%
% of FP17s for Band 1 Urgent Courses	303	3,254	9.3%	7.9%	9.1%	9.2%
% of FP17s Relating to Free Repair or Replacements	95	3,254	2.9%	1.2%	0.9%	0.7%
% of FP17s Relating to Continuations	10	3,254	0.3%	1.0%	1.0%	0.8%
% of Patients satisfied with the dentistry they have received	1	1	N/A	95.6%	94.4%	93.5%
% of Patients satisfied with the time they had to wait for an appointment	1	1	N/A	87.9%	88.1%	87.4%

\* This is based on patients treated on this contract for their most recent course of treatment. Figures in italics indicate the base number of FP17s or Patient Questionnaire responses are less than 100. N/A is shown where the base number of responses is less than 10 during the period. % is calculated as Quantity/Base number\*100

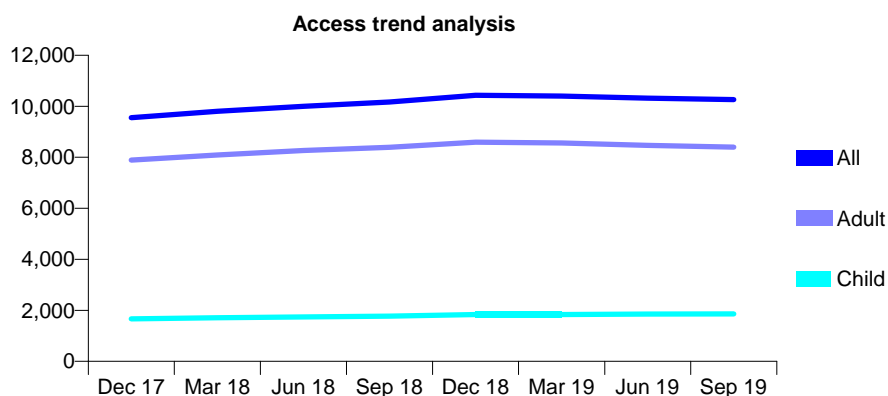
## Q51 - Vital Signs At a Glance Contract Report for 153826/0001 - September 2019

Name or company name	School Road Dental Practice
Contract type name	GDS Contract
Purpose of contract	General
Contract start date	01/04/2006
Contract end date	

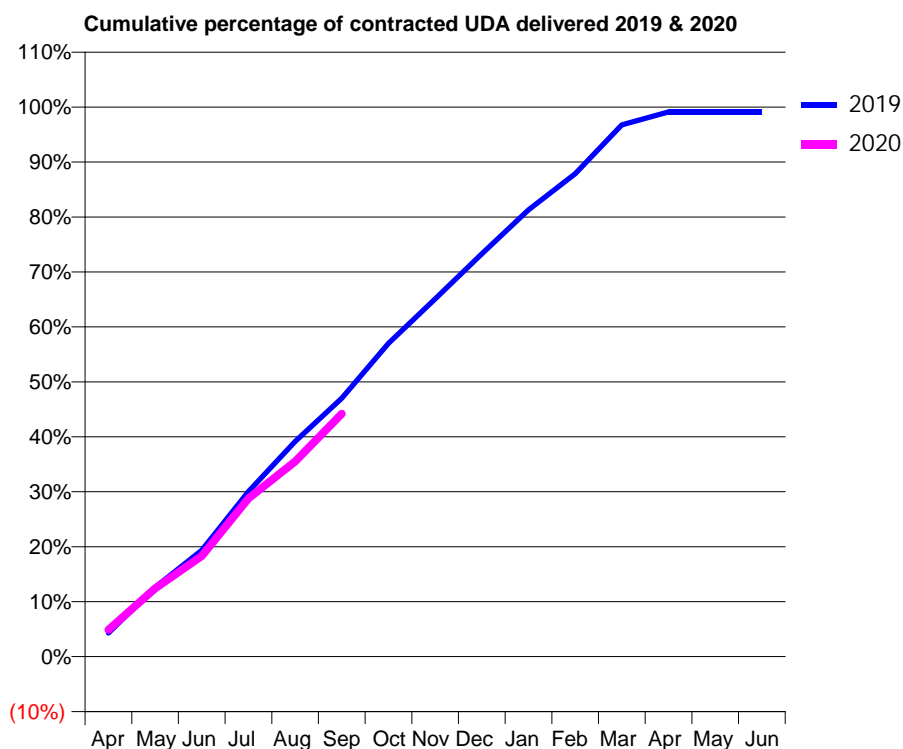
19/20 Contracted general activity (UDA)	26,832
Carry forward general activity (UDA)	109
19/20 Contracted orthodontic activity (UOA)	0
Carry forward orthodontic activity (UOA)	0
Baseline contract value	£779,423.48

### ACCESS\*

Patients seen in 24 months	Total	Change since previous quarter
Quarter ending September 2018	10,167	
Quarter ending December 2018	10,430	↑
Quarter ending March 2019	10,401	→
Quarter ending June 2019	10,318	→
Quarter ending September 2019	10,260	→
<b>Variance since September 2018</b>	<b>0.9%</b>	<b>→</b>



### ACTIVITY



Month	Adjusted Scheduled Activity (UDA)	
	2019	2020
April	1,155	1,312
May	3,389	3,336
June	5,192	4,915
July	8,058	7,725
August	10,505	9,526
September	12,615	11,859
October	15,301	
November	17,469	
December	19,665	
January	21,809	
February	23,579	
March	25,966	
April	26,593	
May	26,596	
June	26,598	

### QUALITY

	Quantity	Base Number	Contract	AT	Region	England
% of FP17s for the same patient ID Re-attending within 3 months - Children	95	1,499	6.3%	9.3%	12.1%	11.5%
% of FP17s for the same patient ID Re-attending within 3 months - Adults	746	6,105	12.2%	13.4%	15.6%	15.4%
% of FP17s for the same patient ID Re-attending between 3 & 9 months - Children	1,068	1,499	71.2%	62.4%	61.2%	59.7%
% of FP17s for the same patient ID Re-attending between 3 & 9 months - Adults	3,687	6,105	60.4%	55.9%	54.3%	51.7%
% of FP17s for Band 1 Urgent Courses	431	7,272	5.9%	7.9%	9.1%	9.2%
% of FP17s Relating to Free Repair or Replacements	105	7,272	1.4%	1.2%	0.9%	0.7%
% of FP17s Relating to Continuations	21	7,272	0.3%	1.0%	1.0%	0.8%
% of Patients satisfied with the dentistry they have received	3	3	N/A	95.6%	94.4%	93.5%
% of Patients satisfied with the time they had to wait for an appointment	3	3	N/A	87.9%	88.1%	87.4%

\* This is based on patients treated on this contract for their most recent course of treatment. Figures in italics indicate the base number of FP17s or Patient Questionnaire responses are less than 100. N/A is shown where the base number of responses is less than 10 during the period. % is calculated as Quantity/Base number\*100

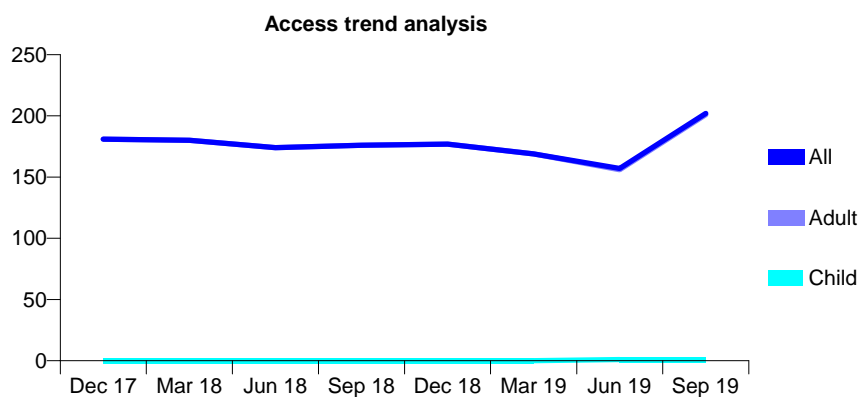
## Q51 - Vital Signs At a Glance Contract Report for 153826/0002 - September 2019

Name or company name	School Road Dental Practice
Contract type name	GDS Contract
Purpose of contract	General
Contract start date	01/04/2008
Contract end date	

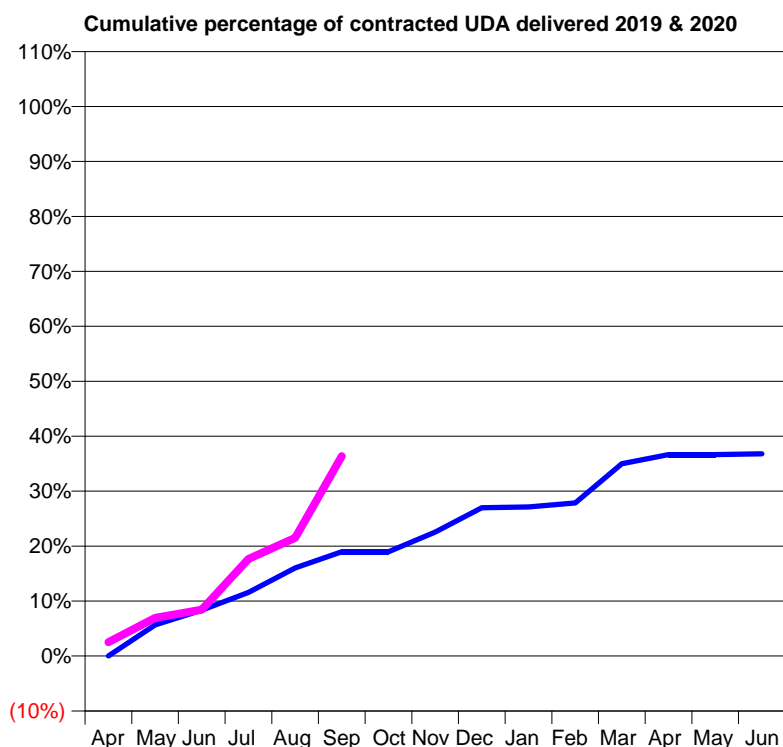
19/20 Contracted general activity (UDA)	675
Carry forward general activity (UDA)	0
19/20 Contracted orthodontic activity (UOA)	0
Carry forward orthodontic activity (UOA)	0
Baseline contract value	£39,713.92

### ACCESS\*

Patients seen in 24 months	Total	Change since previous quarter
Quarter ending September 2018	176	
Quarter ending December 2018	177	→
Quarter ending March 2019	169	↓
Quarter ending June 2019	157	↓
Quarter ending September 2019	202	↑
<b>Variance since September 2018</b>	<b>14.8%</b>	<b>↑</b>



### ACTIVITY



Month	Adjusted Scheduled Activity (UDA)	
	2019	2020
April	0	17
May	38	47
June	56	57
July	78	119
August	108	145
September	128	245
October	128	
November	152	
December	182	
January	183	
February	188	
March	236	
April	247	
May	247	
June	248	

### QUALITY

	Quantity	Base Number	Contract	AT	Region	England
% of FP17s for the same patient ID Re-attending within 3 months - Children	0	1	0.0%	9.3%	12.1%	11.5%
% of FP17s for the same patient ID Re-attending within 3 months - Adults	1	94	1.1%	13.4%	15.6%	15.4%
% of FP17s for the same patient ID Re-attending between 3 & 9 months - Children	0	1	0.0%	62.4%	61.2%	59.7%
% of FP17s for the same patient ID Re-attending between 3 & 9 months - Adults	10	94	10.6%	55.9%	54.3%	51.7%
% of FP17s for Band 1 Urgent Courses	2	85	2.4%	7.9%	9.1%	9.2%
% of FP17s Relating to Free Repair or Replacements	1	85	1.2%	1.2%	0.9%	0.7%
% of FP17s Relating to Continuations	0	85	0.0%	1.0%	1.0%	0.8%
% of Patients satisfied with the dentistry they have received	0	0	N/A	95.6%	94.4%	93.5%
% of Patients satisfied with the time they had to wait for an appointment	0	0	N/A	87.9%	88.1%	87.4%

\* This is based on patients treated on this contract for their most recent course of treatment. Figures in italics indicate the base number of FP17s or Patient Questionnaire responses are less than 100. N/A is shown where the base number of responses is less than 10 during the period. % is calculated as Quantity/Base number\*100

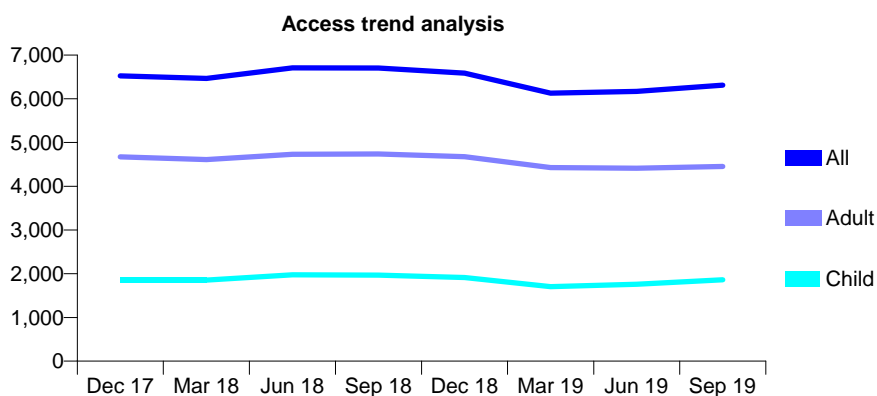
## Q51 - Vital Signs At a Glance Contract Report for 155136/0001 - September 2019

Name or company name	Al-Kufaishi and Hanji Partnership
Contract type name	GDS Contract
Purpose of contract	General
Contract start date	01/01/2015
Contract end date	

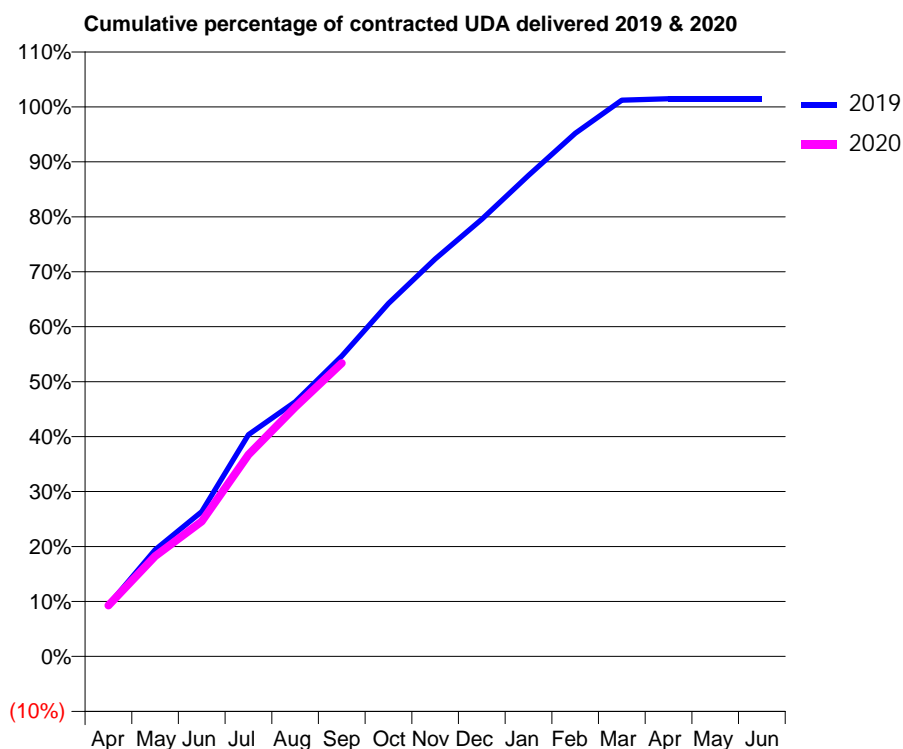
19/20 Contracted general activity (UDA)	18,547
Carry forward general activity (UDA)	-315
19/20 Contracted orthodontic activity (UOA)	0
Carry forward orthodontic activity (UOA)	0
Baseline contract value	£550,868.95

### ACCESS\*

Patients seen in 24 months	Total	Change since previous quarter
Quarter ending September 2018	6,704	
Quarter ending December 2018	6,588	↓
Quarter ending March 2019	6,130	↓
Quarter ending June 2019	6,169	→
Quarter ending September 2019	6,313	↑
<b>Variance since September 2018</b>	<b>(5.8%)</b>	<b>↓</b>



### ACTIVITY



Month	2019	2020
April	1,735	1,724
May	3,604	3,386
June	4,885	4,555
July	7,481	6,807
August	8,589	8,415
September	10,139	9,900
October	11,909	
November	13,414	
December	14,752	
January	16,232	
February	17,654	
March	18,770	
April	18,822	
May	18,822	
June	18,822	

### QUALITY

	Quantity	Base Number	Contract	AT	Region	England
% of FP17s for the same patient ID Re-attending within 3 months - Children	86	1,333	6.5%	9.3%	12.1%	11.5%
% of FP17s for the same patient ID Re-attending within 3 months - Adults	368	2,795	13.2%	13.4%	15.6%	15.4%
% of FP17s for the same patient ID Re-attending between 3 & 9 months - Children	530	1,333	39.8%	62.4%	61.2%	59.7%
% of FP17s for the same patient ID Re-attending between 3 & 9 months - Adults	1,124	2,795	40.2%	55.9%	54.3%	51.7%
% of FP17s for Band 1 Urgent Courses	292	4,106	7.1%	7.9%	9.1%	9.2%
% of FP17s Relating to Free Repair or Replacements	25	4,106	0.6%	1.2%	0.9%	0.7%
% of FP17s Relating to Continuations	26	4,106	0.6%	1.0%	1.0%	0.8%
% of Patients satisfied with the dentistry they have received	1	1	N/A	95.6%	94.4%	93.5%
% of Patients satisfied with the time they had to wait for an appointment	0	1	N/A	87.9%	88.1%	87.4%

\* This is based on patients treated on this contract for their most recent course of treatment. Figures in italics indicate the base number of FP17s or Patient Questionnaire responses are less than 100. N/A is shown where the base number of responses is less than 10 during the period. % is calculated as Quantity/Base number\*100

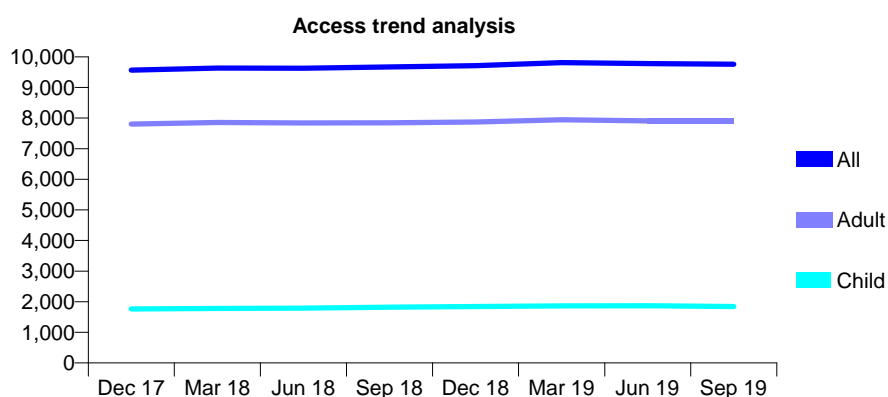
## Q51 - Vital Signs At a Glance Contract Report for 157708/0001 - September 2019

Name or company name	Doncaster Dental Centre
Contract type name	GDS Contract
Purpose of contract	General and Orthodontic
Contract start date	01/09/2010
Contract end date	

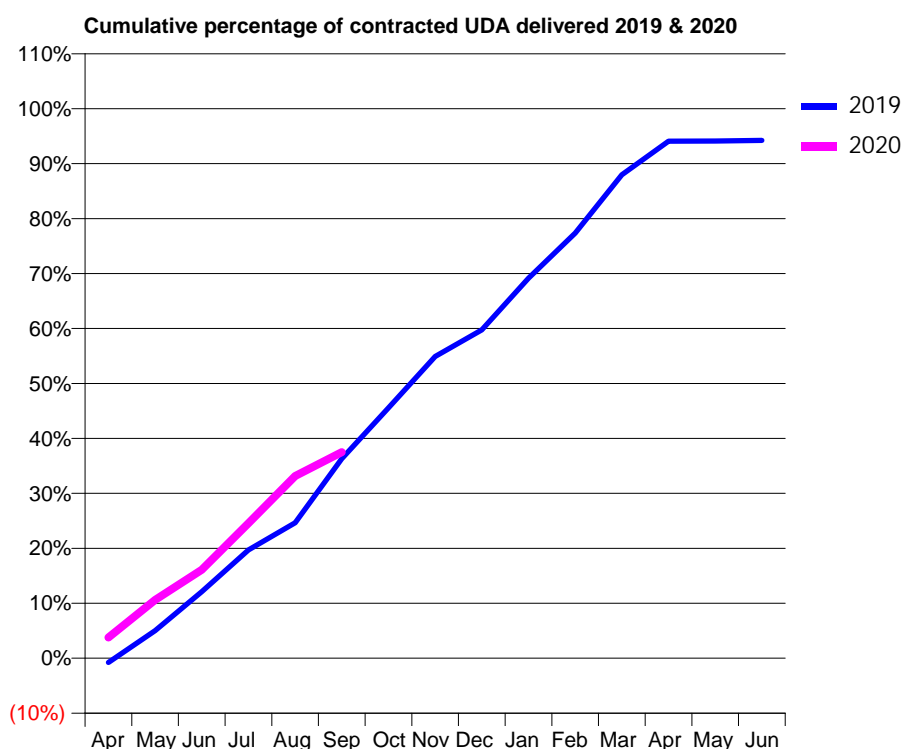
19/20 Contracted general activity (UDA)	32,715
Carry forward general activity (UDA)	0
19/20 Contracted orthodontic activity (UOA)	630
Carry forward orthodontic activity (UOA)	0
Baseline contract value	£1,000,522.17

### ACCESS\*

Patients seen in 24 months	Total	Change since previous quarter
Quarter ending September 2018	9,671	
Quarter ending December 2018	9,711	→
Quarter ending March 2019	9,809	→
Quarter ending June 2019	9,778	→
Quarter ending September 2019	9,758	→
<b>Variance since September 2018</b>	<b>0.9%</b>	<b>→</b>



### ACTIVITY



Month	2019	2020
April	-259	1,238
May	1,648	3,473
June	3,957	5,268
July	6,448	8,037
August	8,058	10,848
September	11,883	12,271
October	14,903	
November	17,961	
December	19,541	
January	22,619	
February	25,302	
March	28,772	
April	30,773	
May	30,781	
June	30,824	

### QUALITY

	Quantity	Base Number	Contract	AT	Region	England
% of FP17s for the same patient ID Re-attending within 3 months - Children	90	1,333	6.8%	9.3%	12.1%	11.5%
% of FP17s for the same patient ID Re-attending within 3 months - Adults	735	6,029	12.2%	13.4%	15.6%	15.4%
% of FP17s for the same patient ID Re-attending between 3 & 9 months - Children	845	1,333	63.4%	62.4%	61.2%	59.7%
% of FP17s for the same patient ID Re-attending between 3 & 9 months - Adults	4,029	6,029	66.8%	55.9%	54.3%	51.7%
% of FP17s for Band 1 Urgent Courses	430	6,656	6.5%	7.9%	9.1%	9.2%
% of FP17s Relating to Free Repair or Replacements	55	6,656	0.8%	1.2%	0.9%	0.7%
% of FP17s Relating to Continuations	125	6,656	1.9%	1.0%	1.0%	0.8%
% of Patients satisfied with the dentistry they have received	5	5	N/A	95.6%	94.4%	93.5%
% of Patients satisfied with the time they had to wait for an appointment	5	5	N/A	87.9%	88.1%	87.4%

\* This is based on patients treated on this contract for their most recent course of treatment. Figures in italics indicate the base number of FP17s or Patient Questionnaire responses are less than 100. N/A is shown where the base number of responses is less than 10 during the period. % is calculated as Quantity/Base number\*100



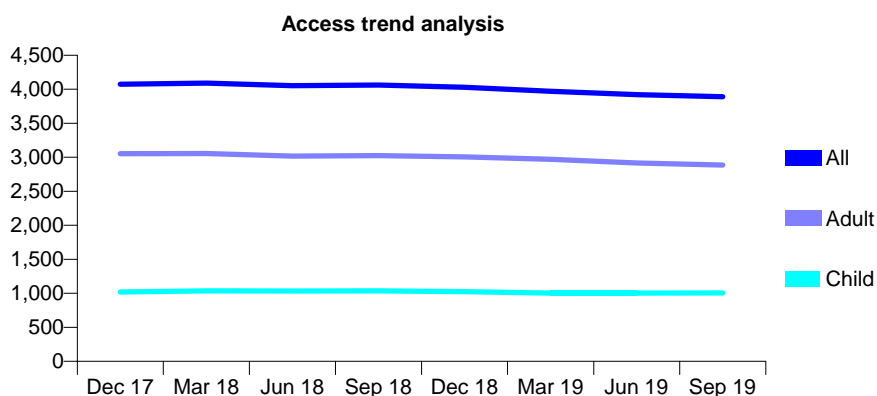
## Q51 - Vital Signs At a Glance Contract Report for 158445/0001 - September 2019

Name or company name	Cudworth Dental Surgery Limited
Contract type name	GDS Contract
Purpose of contract	General
Contract start date	01/04/2014
Contract end date	

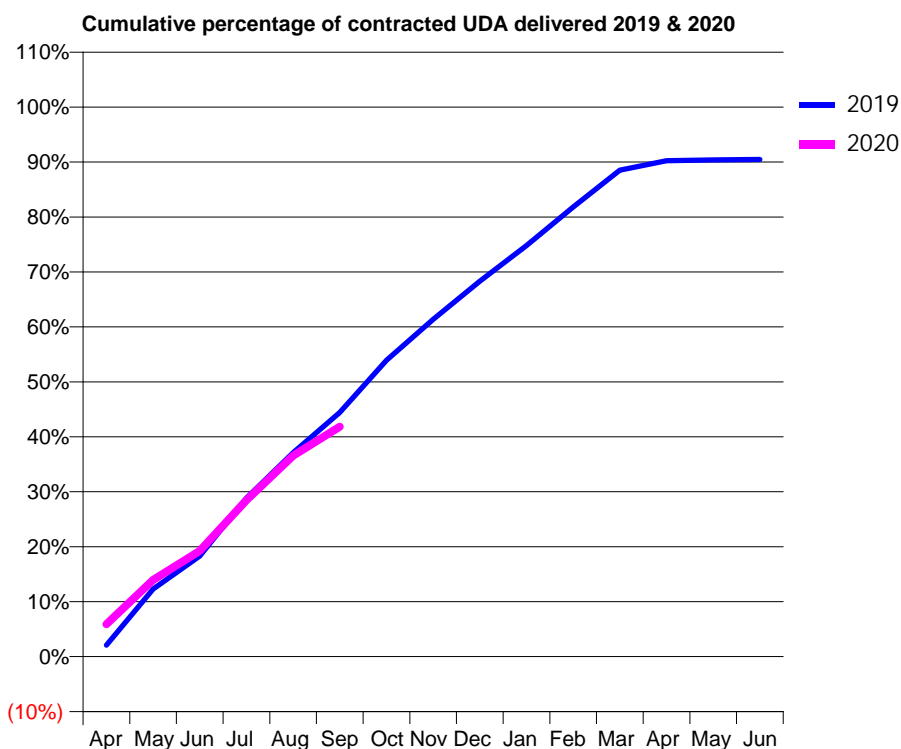
19/20 Contracted general activity (UDA)	13,414
Carry forward general activity (UDA)	0
19/20 Contracted orthodontic activity (UOA)	0
Carry forward orthodontic activity (UOA)	0
Baseline contract value	£481,841.17

### ACCESS\*

Patients seen in 24 months	Total	Change since previous quarter
Quarter ending September 2018	4,061	
Quarter ending December 2018	4,031	→
Quarter ending March 2019	3,971	↓
Quarter ending June 2019	3,920	↓
Quarter ending September 2019	3,892	→
<b>Variance since September 2018</b>	<b>(4.2%)</b>	<b>↓</b>



### ACTIVITY



Month	Adjusted Scheduled Activity (UDA)	
	2019	2020
April	278	792
May	1,653	1,873
June	2,455	2,579
July	3,868	3,821
August	4,978	4,902
September	5,958	5,611
October	7,231	
November	8,233	
December	9,163	
January	10,035	
February	10,976	
March	11,875	
April	12,104	
May	12,125	
June	12,133	

### QUALITY

	Quantity	Base Number	Contract	AT	Region	England
% of FP17s for the same patient ID Re-attending within 3 months - Children	96	764	12.6%	9.3%	12.1%	11.5%
% of FP17s for the same patient ID Re-attending within 3 months - Adults	254	1,871	13.6%	13.4%	15.6%	15.4%
% of FP17s for the same patient ID Re-attending between 3 & 9 months - Children	468	764	61.3%	62.4%	61.2%	59.7%
% of FP17s for the same patient ID Re-attending between 3 & 9 months - Adults	892	1,871	47.7%	55.9%	54.3%	51.7%
% of FP17s for Band 1 Urgent Courses	227	2,500	9.1%	7.9%	9.1%	9.2%
% of FP17s Relating to Free Repair or Replacements	27	2,500	1.1%	1.2%	0.9%	0.7%
% of FP17s Relating to Continuations	8	2,500	0.3%	1.0%	1.0%	0.8%
% of Patients satisfied with the dentistry they have received	1	1	N/A	95.6%	94.4%	93.5%
% of Patients satisfied with the time they had to wait for an appointment	1	1	N/A	87.9%	88.1%	87.4%

\* This is based on patients treated on this contract for their most recent course of treatment. Figures in italics indicate the base number of FP17s or Patient Questionnaire responses are less than 100. N/A is shown where the base number of responses is less than 10 during the period. % is calculated as Quantity/Base number\*100

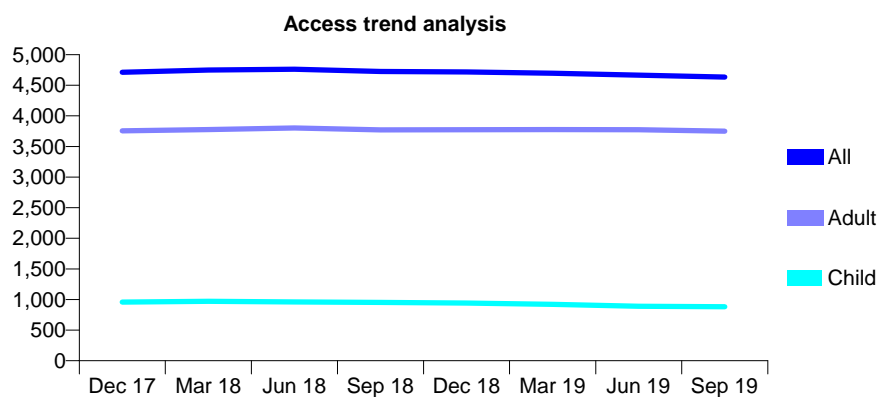
## Q51 - Vital Signs At a Glance Contract Report for 158577/0001 - September 2019

Name or company name	Ridgeway Dental Practice
Contract type name	GDS Contract
Purpose of contract	General
Contract start date	01/07/2013
Contract end date	

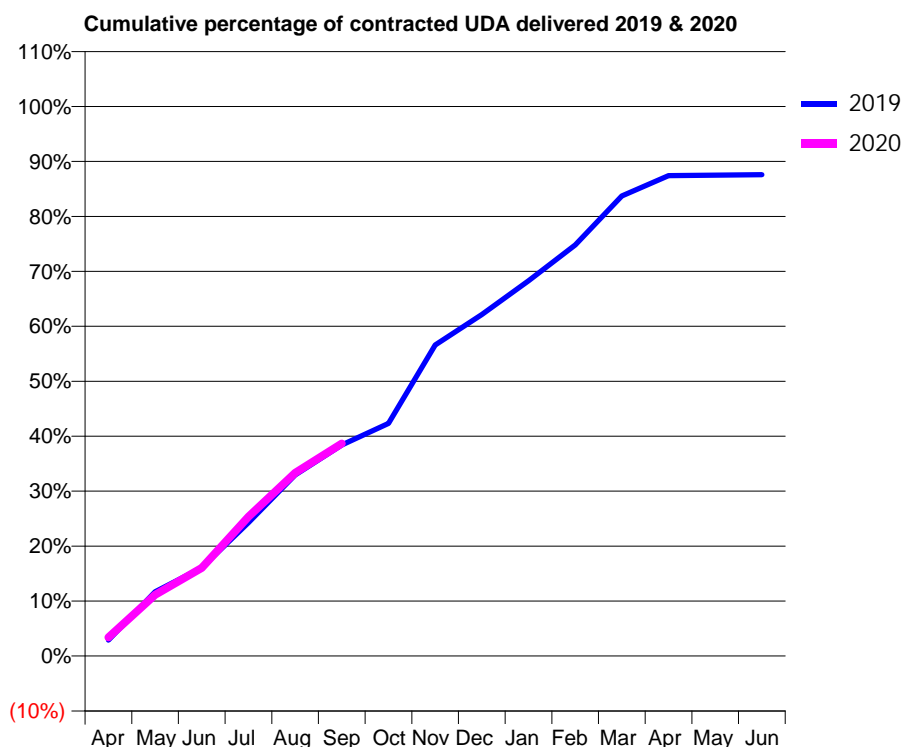
19/20 Contracted general activity (UDA)	14,089
Carry forward general activity (UDA)	0
19/20 Contracted orthodontic activity (UOA)	0
Carry forward orthodontic activity (UOA)	0
Baseline contract value	£462,221.16

### ACCESS\*

Patients seen in 24 months	Total	Change since previous quarter
Quarter ending September 2018	4,727	
Quarter ending December 2018	4,717	→
Quarter ending March 2019	4,697	→
Quarter ending June 2019	4,665	→
Quarter ending September 2019	4,633	→
<b>Variance since September 2018</b>	<b>(2.0%)</b>	<b>↓</b>



### ACTIVITY



Month	Adjusted Scheduled Activity (UDA)	
	2019	2020
April	410	478
May	1,651	1,572
June	2,266	2,259
July	3,421	3,572
August	4,642	4,696
September	5,411	5,447
October	5,964	
November	7,973	
December	8,756	
January	9,620	
February	10,537	
March	11,793	
April	12,312	
May	12,328	
June	12,341	

### QUALITY

	Quantity	Base Number	Contract	AT	Region	England
% of FP17s for the same patient ID Re-attending within 3 months - Children	76	771	9.9%	9.3%	12.1%	11.5%
% of FP17s for the same patient ID Re-attending within 3 months - Adults	297	2,873	10.3%	13.4%	15.6%	15.4%
% of FP17s for the same patient ID Re-attending between 3 & 9 months - Children	551	771	71.5%	62.4%	61.2%	59.7%
% of FP17s for the same patient ID Re-attending between 3 & 9 months - Adults	1,933	2,873	67.3%	55.9%	54.3%	51.7%
% of FP17s for Band 1 Urgent Courses	104	3,293	3.2%	7.9%	9.1%	9.2%
% of FP17s Relating to Free Repair or Replacements	30	3,293	0.9%	1.2%	0.9%	0.7%
% of FP17s Relating to Continuations	29	3,293	0.9%	1.0%	1.0%	0.8%
% of Patients satisfied with the dentistry they have received	5	5	N/A	95.6%	94.4%	93.5%
% of Patients satisfied with the time they had to wait for an appointment	5	5	N/A	87.9%	88.1%	87.4%

\* This is based on patients treated on this contract for their most recent course of treatment.

Figures in italics indicate the base number of FP17s or Patient Questionnaire responses are less than 100. N/A is shown where the base number of responses is less than 10 during the period. % is calculated as Quantity/Base number\*100

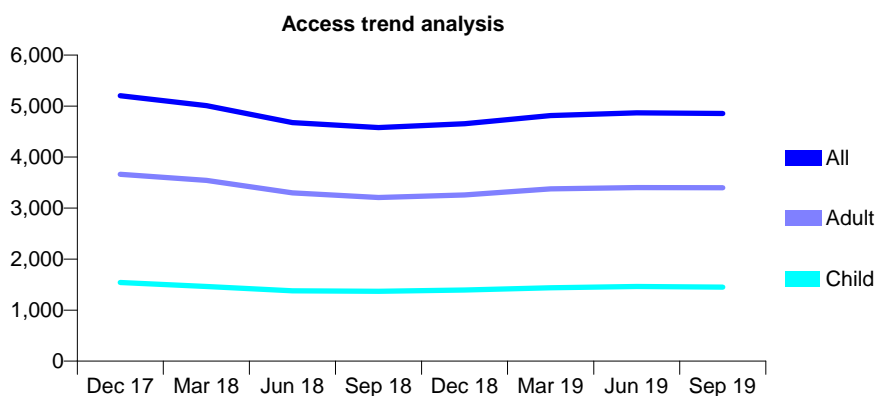
## Q51 - Vital Signs At a Glance Contract Report for 159026/0001 - September 2019

Name or company name	SLS DentalCare Ltd
Contract type name	GDS Contract
Purpose of contract	General
Contract start date	01/04/2010
Contract end date	

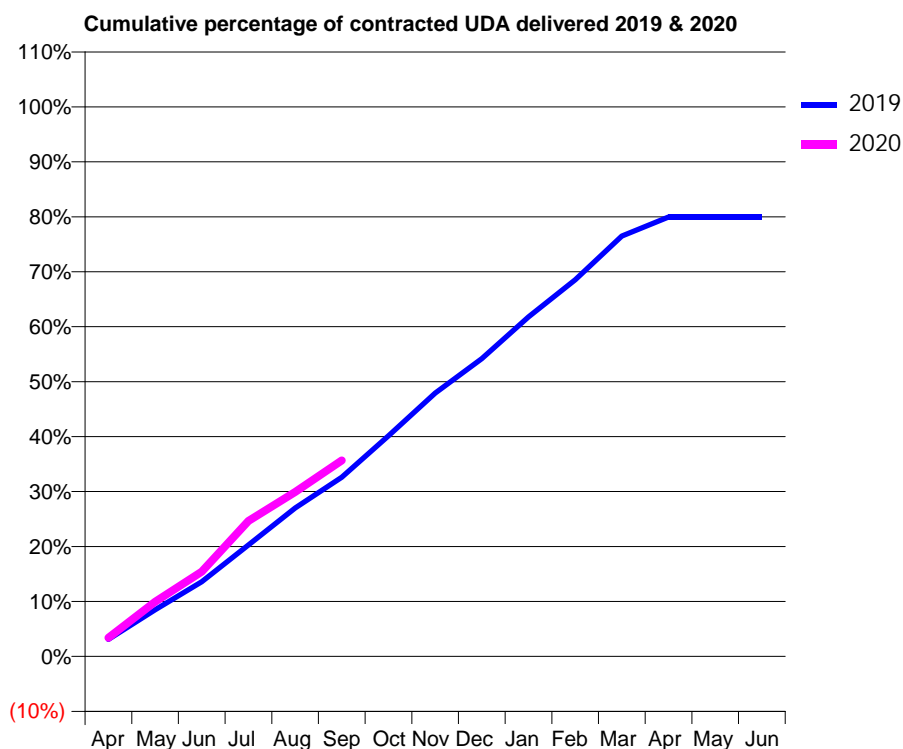
19/20 Contracted general activity (UDA)	18,400
Carry forward general activity (UDA)	0
19/20 Contracted orthodontic activity (UOA)	0
Carry forward orthodontic activity (UOA)	0
Baseline contract value	£536,410.70

### ACCESS\*

Patients seen in 24 months	Total	Change since previous quarter
Quarter ending September 2018	4,579	
Quarter ending December 2018	4,655	→
Quarter ending March 2019	4,814	↑
Quarter ending June 2019	4,867	→
Quarter ending September 2019	4,853	→
<b>Variance since September 2018</b>	<b>6.0%</b>	<b>↑</b>



### ACTIVITY



Month	Adjusted Scheduled Activity (UDA)	
	2019	2020
April	570	624
May	1,567	1,835
June	2,499	2,836
July	3,736	4,540
August	4,974	5,507
September	6,000	6,564
October	7,388	
November	8,816	
December	9,970	
January	11,367	
February	12,612	
March	14,071	
April	14,711	
May	14,711	
June	14,711	

### QUALITY

	Quantity	Base Number	Contract	AT	Region	England
% of FP17s for the same patient ID Re-attending within 3 months - Children	70	1,115	6.3%	9.3%	12.1%	11.5%
% of FP17s for the same patient ID Re-attending within 3 months - Adults	255	2,421	10.5%	13.4%	15.6%	15.4%
% of FP17s for the same patient ID Re-attending between 3 & 9 months - Children	718	1,115	64.4%	62.4%	61.2%	59.7%
% of FP17s for the same patient ID Re-attending between 3 & 9 months - Adults	1,518	2,421	62.7%	55.9%	54.3%	51.7%
% of FP17s for Band 1 Urgent Courses	223	3,287	6.8%	7.9%	9.1%	9.2%
% of FP17s Relating to Free Repair or Replacements	33	3,287	1.0%	1.2%	0.9%	0.7%
% of FP17s Relating to Continuations	53	3,287	1.6%	1.0%	1.0%	0.8%
% of Patients satisfied with the dentistry they have received	3	3	N/A	95.6%	94.4%	93.5%
% of Patients satisfied with the time they had to wait for an appointment	3	3	N/A	87.9%	88.1%	87.4%

\* This is based on patients treated on this contract for their most recent course of treatment. Figures in italics indicate the base number of FP17s or Patient Questionnaire responses are less than 100. N/A is shown where the base number of responses is less than 10 during the period. % is calculated as Quantity/Base number\*100

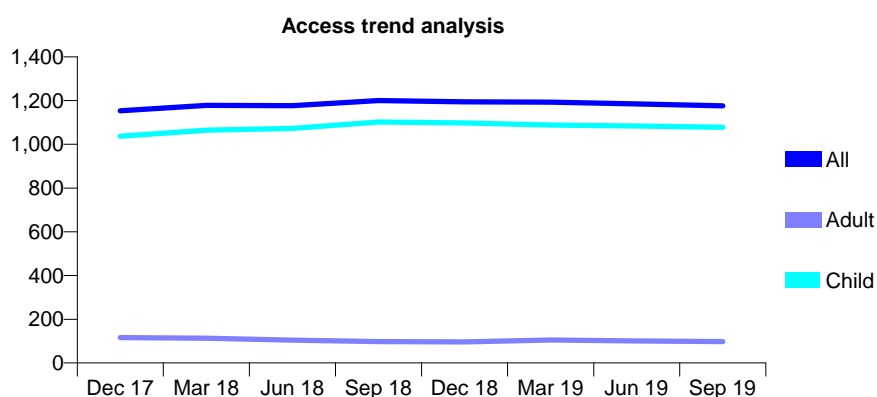
## Q51 - Vital Signs At a Glance Contract Report for 159603/0001 - September 2019

Name or company name	GHB
Contract type name	GDS Contract
Purpose of contract	General
Contract start date	01/04/2012
Contract end date	

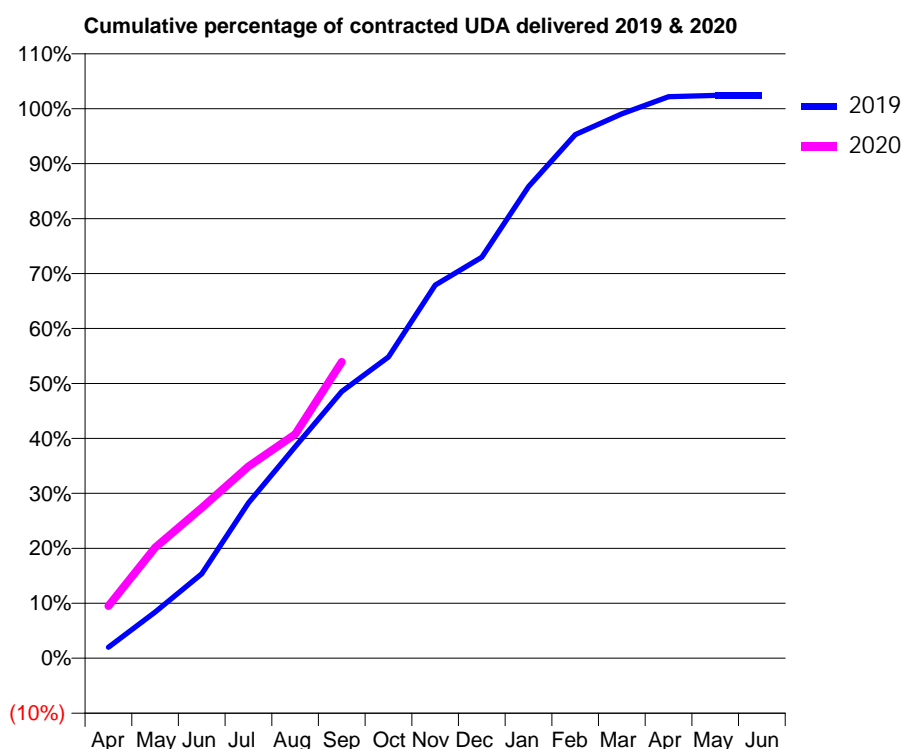
19/20 Contracted general activity (UDA)	2,915
Carry forward general activity (UDA)	-58
19/20 Contracted orthodontic activity (UOA)	0
Carry forward orthodontic activity (UOA)	0
Baseline contract value	£56,915.64

### ACCESS\*

Patients seen in 24 months	Total	Change since previous quarter
Quarter ending September 2018	1,200	
Quarter ending December 2018	1,194	→
Quarter ending March 2019	1,193	→
Quarter ending June 2019	1,185	→
Quarter ending September 2019	1,176	→
<b>Variance since September 2018</b>	<b>(2.0%)</b>	<b>↓</b>



### ACTIVITY



Adjusted Scheduled Activity (UDA)		
Month	2019	2020
April	59	277
May	245	587
June	448	798
July	823	1,017
August	1,121	1,188
September	1,414	1,572
October	1,598	
November	1,979	
December	2,127	
January	2,502	
February	2,778	
March	2,888	
April	2,979	
May	2,985	
June	2,986	

### QUALITY

	Quantity	Base Number	Contract	AT	Region	England
% of FP17s for the same patient ID Re-attending within 3 months - Children	113	989	11.4%	9.3%	12.1%	11.5%
% of FP17s for the same patient ID Re-attending within 3 months - Adults	0	1	0.0%	13.4%	15.6%	15.4%
% of FP17s for the same patient ID Re-attending between 3 & 9 months - Children	619	989	62.6%	62.4%	61.2%	59.7%
% of FP17s for the same patient ID Re-attending between 3 & 9 months - Adults	0	1	0.0%	55.9%	54.3%	51.7%
% of FP17s for Band 1 Urgent Courses	38	915	4.2%	7.9%	9.1%	9.2%
% of FP17s Relating to Free Repair or Replacements	0	915	0.0%	1.2%	0.9%	0.7%
% of FP17s Relating to Continuations	21	915	2.3%	1.0%	1.0%	0.8%
% of Patients satisfied with the dentistry they have received	1	1	N/A	95.6%	94.4%	93.5%
% of Patients satisfied with the time they had to wait for an appointment	1	1	N/A	87.9%	88.1%	87.4%

\* This is based on patients treated on this contract for their most recent course of treatment.

Figures in italics indicate the base number of FP17s or Patient Questionnaire responses are less than 100. N/A is shown where the base number of responses is less than 10 during the period. % is calculated as Quantity/Base number\*100

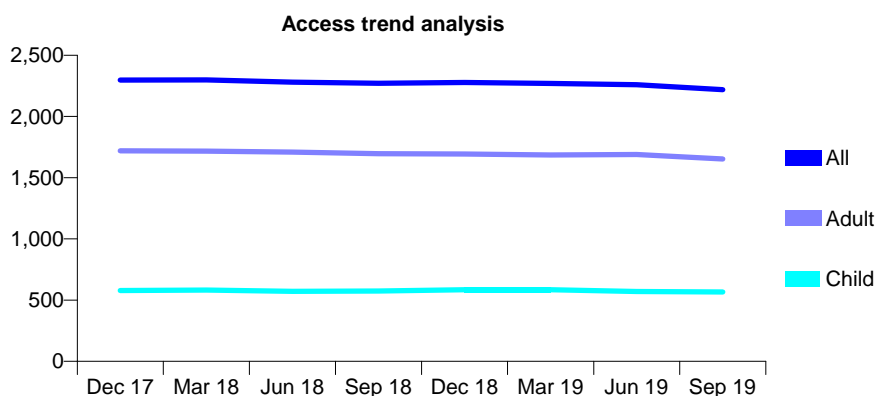
## Q51 - Vital Signs At a Glance Contract Report for 160938/0001 - September 2019

Name or company name	Woodseats Dental Care
Contract type name	GDS Contract
Purpose of contract	General
Contract start date	01/04/2006
Contract end date	

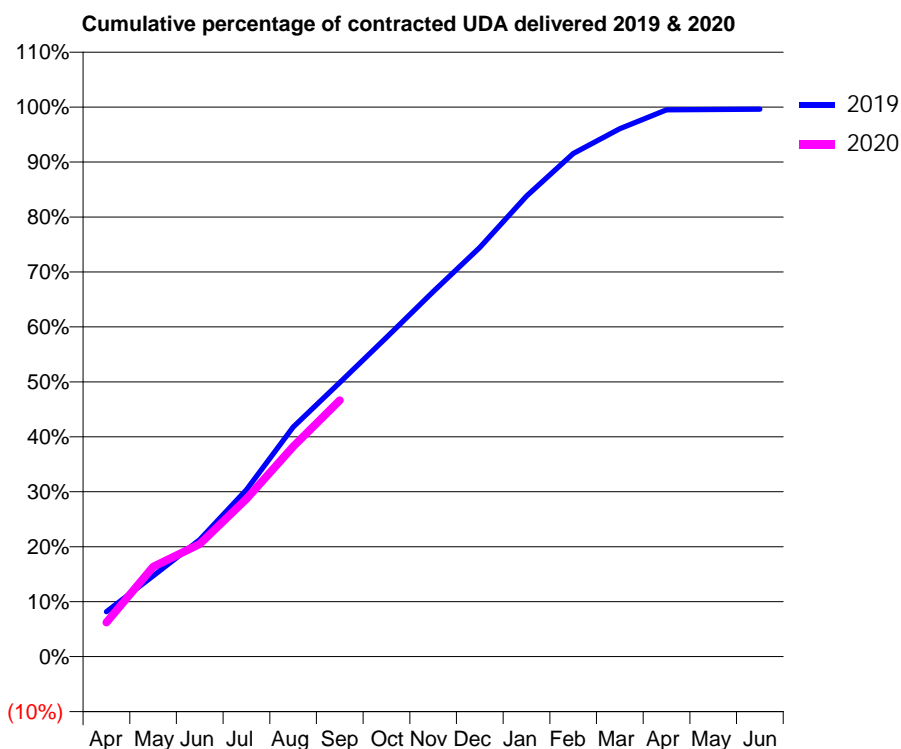
19/20 Contracted general activity (UDA)	6,275
Carry forward general activity (UDA)	0
19/20 Contracted orthodontic activity (UOA)	0
Carry forward orthodontic activity (UOA)	0
Baseline contract value	£155,072.47

### ACCESS\*

Patients seen in 24 months	Total	Change since previous quarter
Quarter ending September 2018	2,271	
Quarter ending December 2018	2,277	→
Quarter ending March 2019	2,270	→
Quarter ending June 2019	2,260	→
Quarter ending September 2019	2,220	↓
<b>Variance since September 2018</b>	<b>(2.2%)</b>	<b>↓</b>



### ACTIVITY



Month	Adjusted Scheduled Activity (UDA)	
	2019	2020
April	512	391
May	922	1,027
June	1,335	1,286
July	1,906	1,800
August	2,622	2,399
September	3,130	2,928
October	3,644	
November	4,167	
December	4,672	
January	5,259	
February	5,745	
March	6,028	
April	6,244	
May	6,248	
June	6,251	

### QUALITY

	Quantity	Base Number	Contract	AT	Region	England
% of FP17s for the same patient ID Re-attending within 3 months - Children	24	439	5.5%	9.3%	12.1%	11.5%
% of FP17s for the same patient ID Re-attending within 3 months - Adults	203	1,480	13.7%	13.4%	15.6%	15.4%
% of FP17s for the same patient ID Re-attending between 3 & 9 months - Children	300	439	68.3%	62.4%	61.2%	59.7%
% of FP17s for the same patient ID Re-attending between 3 & 9 months - Adults	1,013	1,480	68.4%	55.9%	54.3%	51.7%
% of FP17s for Band 1 Urgent Courses	53	1,755	3.0%	7.9%	9.1%	9.2%
% of FP17s Relating to Free Repair or Replacements	2	1,755	0.1%	1.2%	0.9%	0.7%
% of FP17s Relating to Continuations	9	1,755	0.5%	1.0%	1.0%	0.8%
% of Patients satisfied with the dentistry they have received	2	2	N/A	95.6%	94.4%	93.5%
% of Patients satisfied with the time they had to wait for an appointment	2	2	N/A	87.9%	88.1%	87.4%

\* This is based on patients treated on this contract for their most recent course of treatment. Figures in italics indicate the base number of FP17s or Patient Questionnaire responses are less than 100. N/A is shown where the base number of responses is less than 10 during the period. % is calculated as Quantity/Base number\*100

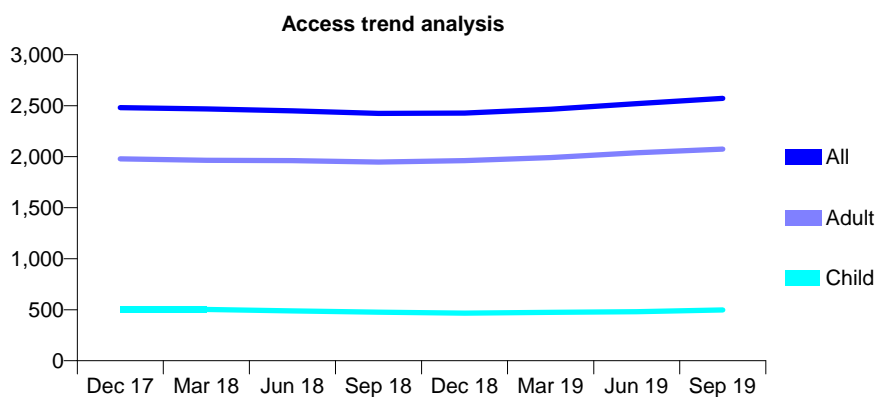
## Q51 - Vital Signs At a Glance Contract Report for 161772/0001 - September 2019

Name or company name	J G Lafferty & N C Dalton
Contract type name	GDS Contract
Purpose of contract	General
Contract start date	01/04/2006
Contract end date	

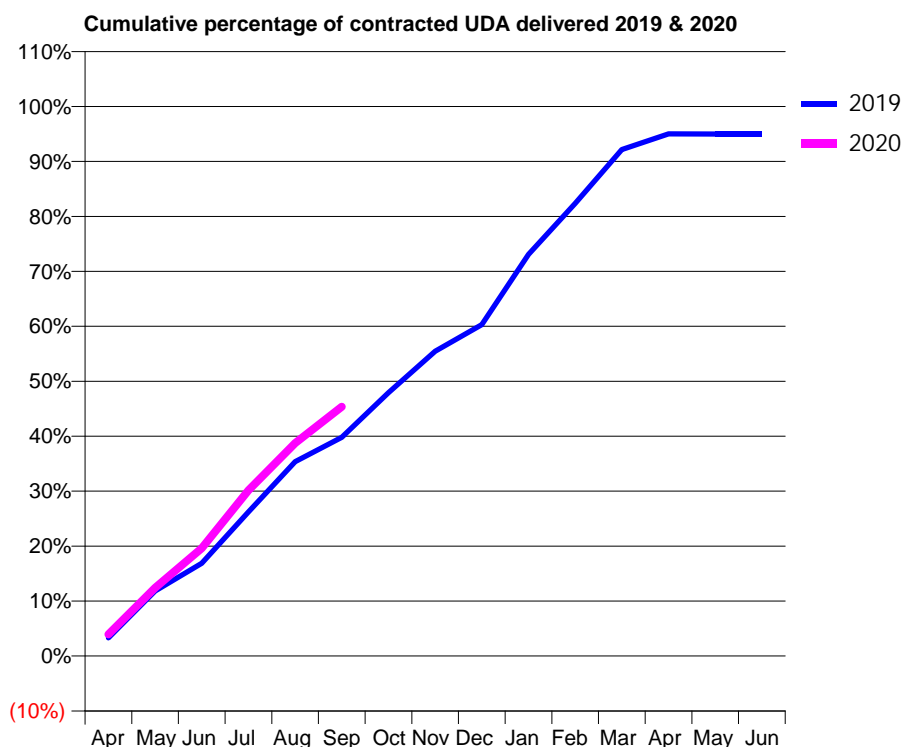
19/20 Contracted general activity (UDA)	8,857
Carry forward general activity (UDA)	0
19/20 Contracted orthodontic activity (UOA)	0
Carry forward orthodontic activity (UOA)	0
Baseline contract value	£243,791.67

### ACCESS\*

Patients seen in 24 months	Total	Change since previous quarter
Quarter ending September 2018	2,424	
Quarter ending December 2018	2,428	→
Quarter ending March 2019	2,465	→
Quarter ending June 2019	2,519	↑
Quarter ending September 2019	2,572	↑
<b>Variance since September 2018</b>	<b>6.1%</b>	<b>↑</b>



### ACTIVITY



Month	Adjusted Scheduled Activity (UDA)	
	2019	2020
April	293	349
May	1,051	1,101
June	1,495	1,737
July	2,323	2,670
August	3,133	3,431
September	3,523	4,018
October	4,245	
November	4,913	
December	5,341	
January	6,473	
February	7,297	
March	8,162	
April	8,415	
May	8,413	
June	8,413	

### QUALITY

	Quantity	Base Number	Contract	AT	Region	England
% of FP17s for the same patient ID Re-attending within 3 months - Children	27	474	5.7%	9.3%	12.1%	11.5%
% of FP17s for the same patient ID Re-attending within 3 months - Adults	273	2,121	12.9%	13.4%	15.6%	15.4%
% of FP17s for the same patient ID Re-attending between 3 & 9 months - Children	346	474	73.0%	62.4%	61.2%	59.7%
% of FP17s for the same patient ID Re-attending between 3 & 9 months - Adults	1,617	2,121	76.2%	55.9%	54.3%	51.7%
% of FP17s for Band 1 Urgent Courses	149	2,460	6.1%	7.9%	9.1%	9.2%
% of FP17s Relating to Free Repair or Replacements	28	2,460	1.1%	1.2%	0.9%	0.7%
% of FP17s Relating to Continuations	8	2,460	0.3%	1.0%	1.0%	0.8%
% of Patients satisfied with the dentistry they have received	3	3	N/A	95.6%	94.4%	93.5%
% of Patients satisfied with the time they had to wait for an appointment	3	3	N/A	87.9%	88.1%	87.4%

\* This is based on patients treated on this contract for their most recent course of treatment. Figures in italics indicate the base number of FP17s or Patient Questionnaire responses are less than 100. N/A is shown where the base number of responses is less than 10 during the period. % is calculated as Quantity/Base number\*100

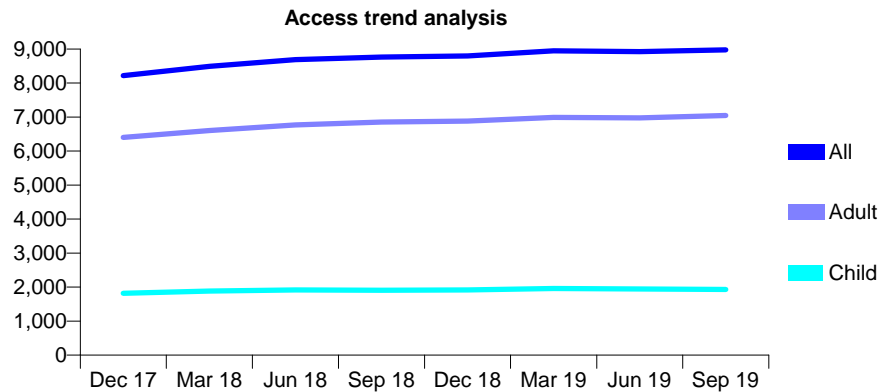
## Q51 - Vital Signs At a Glance Contract Report for 162949/0001 - September 2019

Name or company name	Yorkshire and Humberside CDA Ltd t/a Ger
Contract type name	GDS Contract
Purpose of contract	General
Contract start date	01/09/2008
Contract end date	

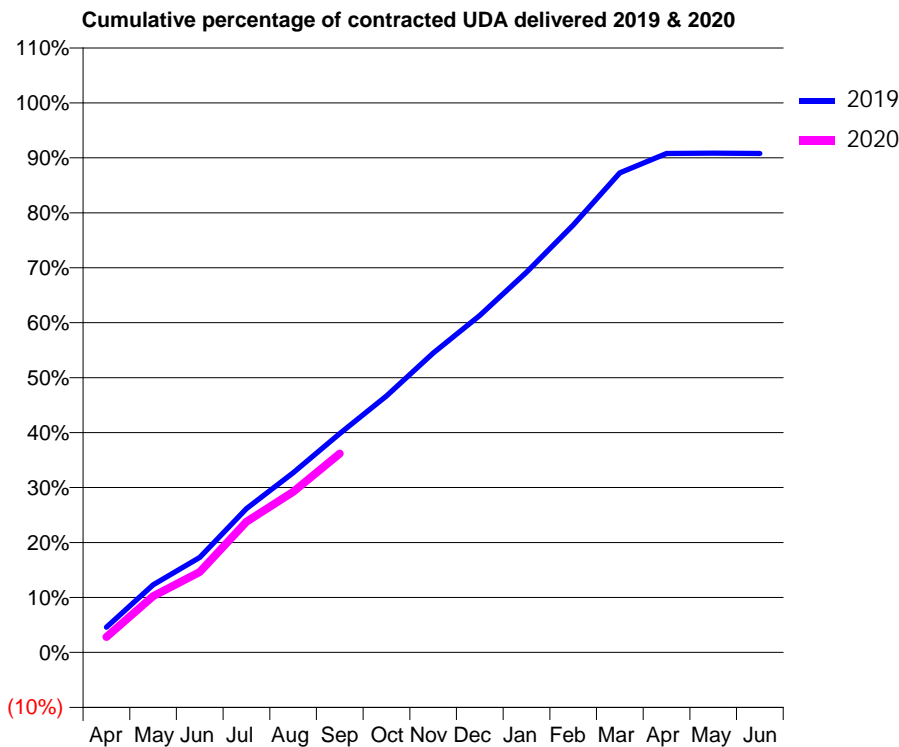
19/20 Contracted general activity (UDA)	27,279
Carry forward general activity (UDA)	0
19/20 Contracted orthodontic activity (UOA)	0
Carry forward orthodontic activity (UOA)	0
Baseline contract value	£790,055.73

### ACCESS\*

Patients seen in 24 months	Total	Change since previous quarter
Quarter ending September 2018	8,762	
Quarter ending December 2018	8,798	→
Quarter ending March 2019	8,946	→
Quarter ending June 2019	8,924	→
Quarter ending September 2019	8,977	→
<b>Variance since September 2018</b>	<b>2.5%</b>	<b>↑</b>



### ACTIVITY



Month	2019	2020
April	1,257	767
May	3,363	2,794
June	4,719	3,995
July	7,140	6,494
August	8,920	7,973
September	10,866	9,876
October	12,734	
November	14,856	
December	16,724	
January	18,867	
February	21,213	
March	23,801	
April	24,765	
May	24,782	
June	24,767	

### QUALITY

	Quantity	Base Number	Contract	AT	Region	England
% of FP17s for the same patient ID Re-attending within 3 months - Children	153	1,439	10.6%	9.3%	12.1%	11.5%
% of FP17s for the same patient ID Re-attending within 3 months - Adults	674	4,753	14.2%	13.4%	15.6%	15.4%
% of FP17s for the same patient ID Re-attending between 3 & 9 months - Children	954	1,439	66.3%	62.4%	61.2%	59.7%
% of FP17s for the same patient ID Re-attending between 3 & 9 months - Adults	2,717	4,753	57.2%	55.9%	54.3%	51.7%
% of FP17s for Band 1 Urgent Courses	642	5,279	12.2%	7.9%	9.1%	9.2%
% of FP17s Relating to Free Repair or Replacements	60	5,279	1.1%	1.2%	0.9%	0.7%
% of FP17s Relating to Continuations	7	5,279	0.1%	1.0%	1.0%	0.8%
% of Patients satisfied with the dentistry they have received	4	4	N/A	95.6%	94.4%	93.5%
% of Patients satisfied with the time they had to wait for an appointment	4	4	N/A	87.9%	88.1%	87.4%

\* This is based on patients treated on this contract for their most recent course of treatment. Figures in italics indicate the base number of FP17s or Patient Questionnaire responses are less than 100. N/A is shown where the base number of responses is less than 10 during the period. % is calculated as Quantity/Base number\*100

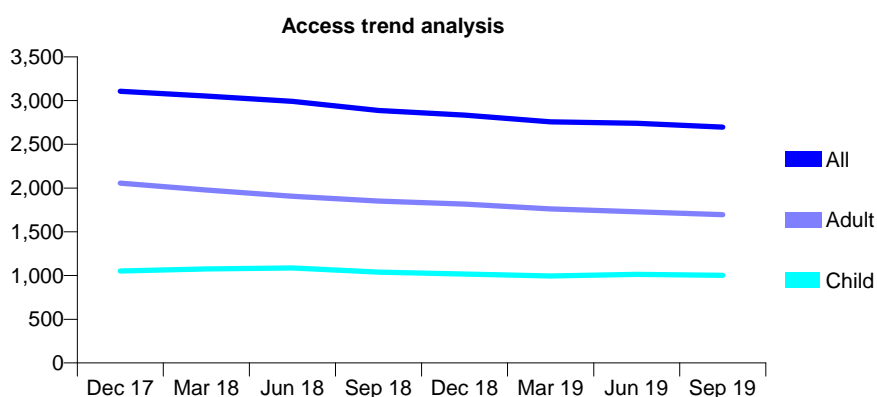
## Q51 - Vital Signs At a Glance Contract Report for 162949/0002 - September 2019

Name or company name	Lowedges Dental Care Limited
Contract type name	GDS Contract
Purpose of contract	General
Contract start date	16/12/2008
Contract end date	

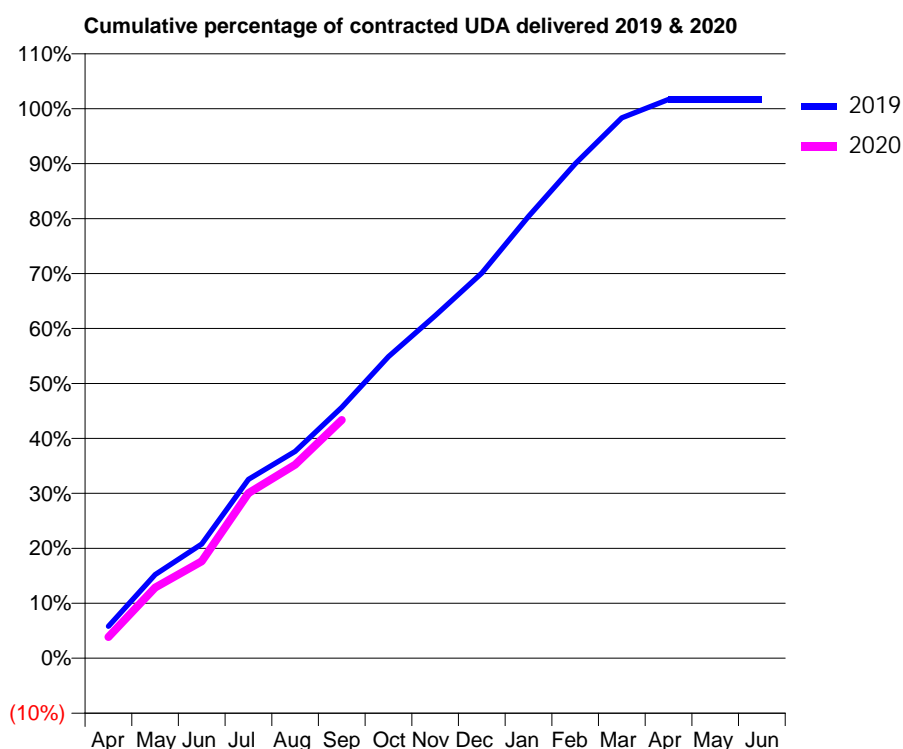
19/20 Contracted general activity (UDA)	11,332
Carry forward general activity (UDA)	0
19/20 Contracted orthodontic activity (UOA)	0
Carry forward orthodontic activity (UOA)	0
Baseline contract value	£351,796.92

### ACCESS\*

Patients seen in 24 months	Total	Change since previous quarter
Quarter ending September 2018	2,888	
Quarter ending December 2018	2,834	↓
Quarter ending March 2019	2,757	↓
Quarter ending June 2019	2,742	→
Quarter ending September 2019	2,697	↓
<b>Variance since September 2018</b>	<b>(6.6%)</b>	<b>↓</b>



### ACTIVITY



Month	2019	2020
April	659	440
May	1,726	1,455
June	2,355	1,998
July	3,690	3,404
August	4,266	3,990
September	5,175	4,913
October	6,220	
November	7,064	
December	7,942	
January	9,110	
February	10,197	
March	11,142	
April	11,521	
May	11,521	
June	11,521	

### QUALITY

	Quantity	Base Number	Contract	AT	Region	England
% of FP17s for the same patient ID Re-attending within 3 months - Children	42	830	5.1%	9.3%	12.1%	11.5%
% of FP17s for the same patient ID Re-attending within 3 months - Adults	145	1,216	11.9%	13.4%	15.6%	15.4%
% of FP17s for the same patient ID Re-attending between 3 & 9 months - Children	545	830	65.7%	62.4%	61.2%	59.7%
% of FP17s for the same patient ID Re-attending between 3 & 9 months - Adults	743	1,216	61.1%	55.9%	54.3%	51.7%
% of FP17s for Band 1 Urgent Courses	83	1,904	4.4%	7.9%	9.1%	9.2%
% of FP17s Relating to Free Repair or Replacements	24	1,904	1.3%	1.2%	0.9%	0.7%
% of FP17s Relating to Continuations	30	1,904	1.6%	1.0%	1.0%	0.8%
% of Patients satisfied with the dentistry they have received	2	2	N/A	95.6%	94.4%	93.5%
% of Patients satisfied with the time they had to wait for an appointment	2	2	N/A	87.9%	88.1%	87.4%

\* This is based on patients treated on this contract for their most recent course of treatment. Figures in italics indicate the base number of FP17s or Patient Questionnaire responses are less than 100. N/A is shown where the base number of responses is less than 10 during the period. % is calculated as Quantity/Base number\*100



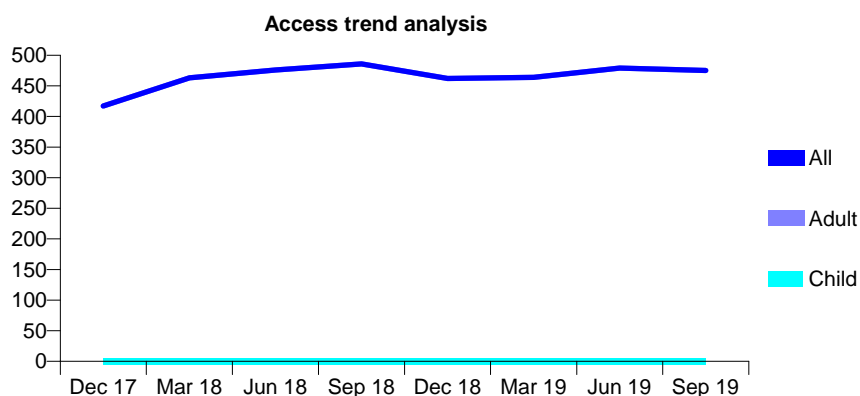
## Q51 - Vital Signs At a Glance Contract Report for 162949/0003 - September 2019

Name or company name	Lowedges Dental Care Limited
Contract type name	GDS Contract
Purpose of contract	General
Contract start date	16/12/2008
Contract end date	

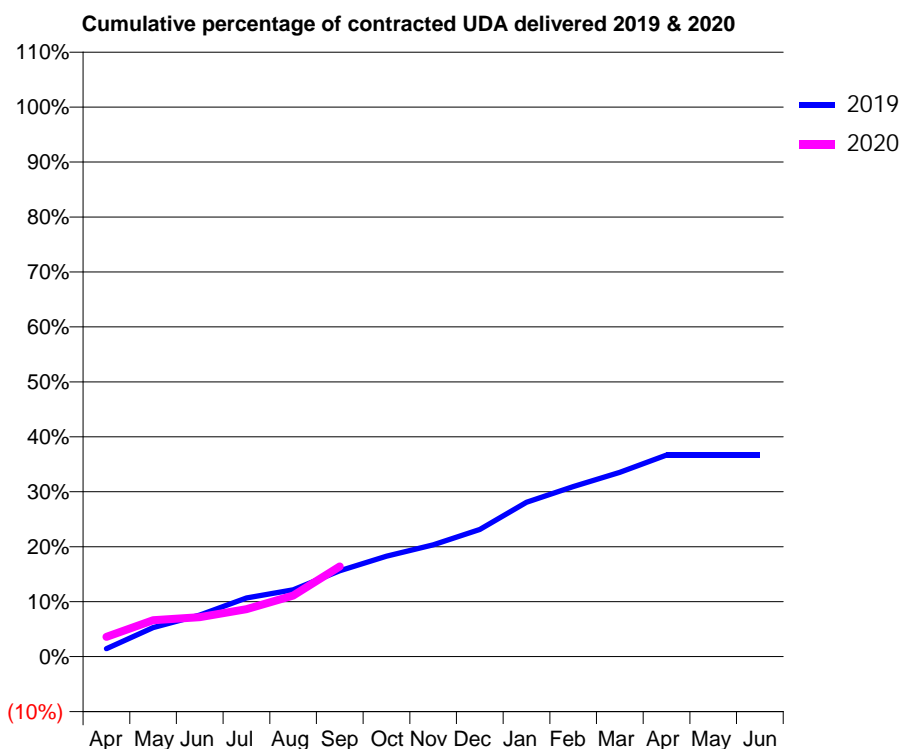
19/20 Contracted general activity (UDA)	1,330
Carry forward general activity (UDA)	0
19/20 Contracted orthodontic activity (UOA)	0
Carry forward orthodontic activity (UOA)	0
Baseline contract value	£71,505.44

### ACCESS\*

Patients seen in 24 months	Total	Change since previous quarter
Quarter ending September 2018	486	
Quarter ending December 2018	462	↓
Quarter ending March 2019	464	→
Quarter ending June 2019	479	↑
Quarter ending September 2019	475	→
<b>Variance since September 2018</b>	<b>(2.3%)</b>	<b>↓</b>



### ACTIVITY



Month	Adjusted Scheduled Activity (UDA)	
	2019	2020
April	19	48
May	70	88
June	100	95
July	142	115
August	162	148
September	208	218
October	243	
November	271	
December	308	
January	374	
February	412	
March	446	
April	488	
May	488	
June	488	

### QUALITY

	Quantity	Base Number	Contract	AT	Region	England
% of FP17s for the same patient ID Re-attending within 3 months - Children	0	0	N/A	9.3%	12.1%	11.5%
% of FP17s for the same patient ID Re-attending within 3 months - Adults	10	164	6.1%	13.4%	15.6%	15.4%
% of FP17s for the same patient ID Re-attending between 3 & 9 months - Children	0	0	N/A	62.4%	61.2%	59.7%
% of FP17s for the same patient ID Re-attending between 3 & 9 months - Adults	8	164	4.9%	55.9%	54.3%	51.7%
% of FP17s for Band 1 Urgent Courses	12	140	8.6%	7.9%	9.1%	9.2%
% of FP17s Relating to Free Repair or Replacements	0	140	0.0%	1.2%	0.9%	0.7%
% of FP17s Relating to Continuations	4	140	2.9%	1.0%	1.0%	0.8%
% of Patients satisfied with the dentistry they have received	0	0	N/A	95.6%	94.4%	93.5%
% of Patients satisfied with the time they had to wait for an appointment	0	0	N/A	87.9%	88.1%	87.4%

\* This is based on patients treated on this contract for their most recent course of treatment. Figures in italics indicate the base number of FP17s or Patient Questionnaire responses are less than 100. N/A is shown where the base number of responses is less than 10 during the period. % is calculated as Quantity/Base number\*100

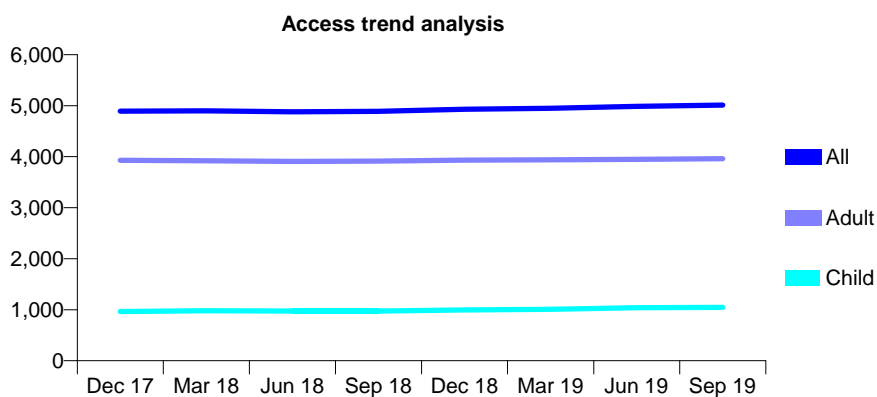
## Q51 - Vital Signs At a Glance Contract Report for 163848/0001 - September 2019

Name or company name	Southfield Dental Practice Partnership
Contract type name	GDS Contract
Purpose of contract	General
Contract start date	01/10/2014
Contract end date	

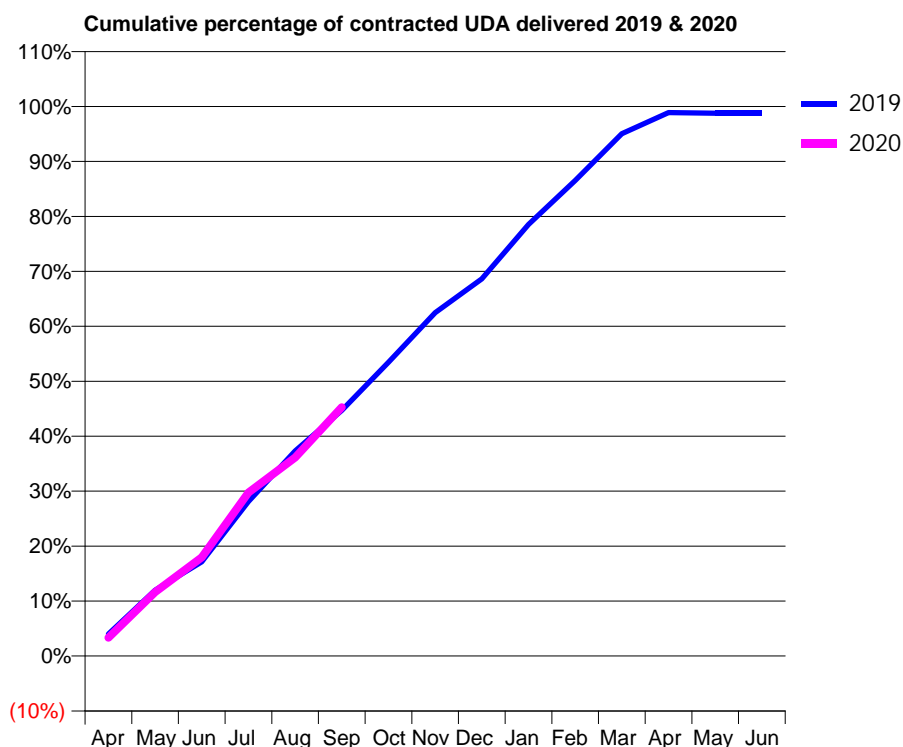
19/20 Contracted general activity (UDA)	13,801
Carry forward general activity (UDA)	168
19/20 Contracted orthodontic activity (UOA)	0
Carry forward orthodontic activity (UOA)	0
Baseline contract value	£404,247.47

### ACCESS\*

Patients seen in 24 months	Total	Change since previous quarter
Quarter ending September 2018	4,889	
Quarter ending December 2018	4,929	→
Quarter ending March 2019	4,947	→
Quarter ending June 2019	4,988	→
Quarter ending September 2019	5,011	→
<b>Variance since September 2018</b>	<b>2.5%</b>	<b>↑</b>



### ACTIVITY



Month	Adjusted Scheduled Activity (UDA)	
	2019	2020
April	555	459
May	1,658	1,606
June	2,367	2,476
July	3,879	4,107
August	5,154	4,984
September	6,168	6,248
October	7,375	
November	8,621	
December	9,473	
January	10,837	
February	11,945	
March	13,117	
April	13,645	
May	13,633	
June	13,633	

### QUALITY

	Quantity	Base Number	Contract	AT	Region	England
% of FP17s for the same patient ID Re-attending within 3 months - Children	100	1,020	9.8%	9.3%	12.1%	11.5%
% of FP17s for the same patient ID Re-attending within 3 months - Adults	440	2,894	15.2%	13.4%	15.6%	15.4%
% of FP17s for the same patient ID Re-attending between 3 & 9 months - Children	750	1,020	73.5%	62.4%	61.2%	59.7%
% of FP17s for the same patient ID Re-attending between 3 & 9 months - Adults	1,160	2,894	40.1%	55.9%	54.3%	51.7%
% of FP17s for Band 1 Urgent Courses	176	3,647	4.8%	7.9%	9.1%	9.2%
% of FP17s Relating to Free Repair or Replacements	39	3,647	1.1%	1.2%	0.9%	0.7%
% of FP17s Relating to Continuations	101	3,647	2.8%	1.0%	1.0%	0.8%
% of Patients satisfied with the dentistry they have received	1	1	N/A	95.6%	94.4%	93.5%
% of Patients satisfied with the time they had to wait for an appointment	1	1	N/A	87.9%	88.1%	87.4%

\* This is based on patients treated on this contract for their most recent course of treatment. Figures in italics indicate the base number of FP17s or Patient Questionnaire responses are less than 100. N/A is shown where the base number of responses is less than 10 during the period. % is calculated as Quantity/Base number\*100

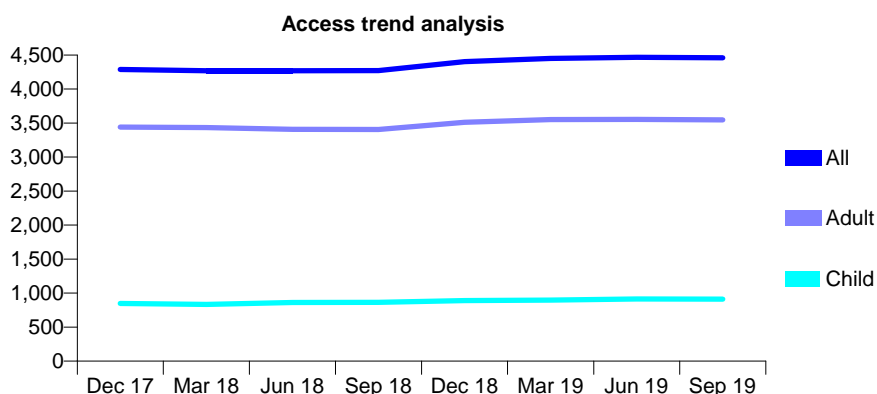
## Q51 - Vital Signs At a Glance Contract Report for 166626/0001 - September 2019

Name or company name	Impressions Dental Care Limited
Contract type name	GDS Contract
Purpose of contract	General
Contract start date	01/11/2015
Contract end date	

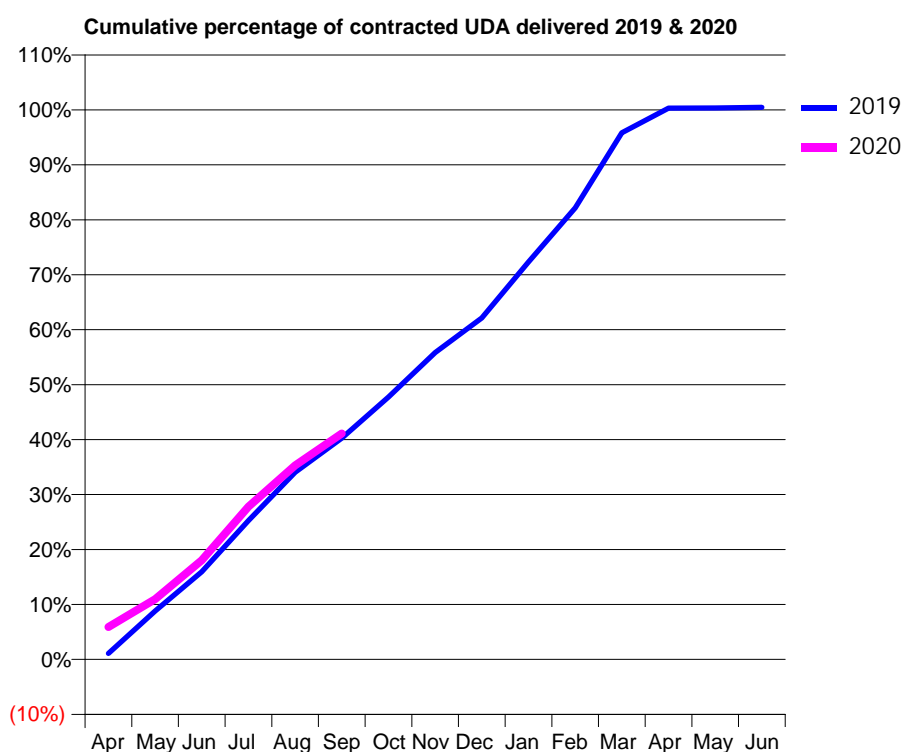
19/20 Contracted general activity (UDA)	13,344
Carry forward general activity (UDA)	-59
19/20 Contracted orthodontic activity (UOA)	0
Carry forward orthodontic activity (UOA)	0
Baseline contract value	£390,852.58

### ACCESS\*

Patients seen in 24 months	Total	Change since previous quarter
Quarter ending September 2018	4,271	
Quarter ending December 2018	4,403	↑
Quarter ending March 2019	4,450	→
Quarter ending June 2019	4,467	→
Quarter ending September 2019	4,460	→
<b>Variance since September 2018</b>	<b>4.4%</b>	<b>↑</b>



### ACTIVITY



Month	Adjusted Scheduled Activity (UDA)	
	2019	2020
April	149	789
May	1,178	1,462
June	2,130	2,406
July	3,373	3,708
August	4,544	4,712
September	5,373	5,487
October	6,372	
November	7,453	
December	8,292	
January	9,653	
February	10,966	
March	12,787	
April	13,384	
May	13,389	
June	13,403	

### QUALITY

	Quantity	Base Number	Contract	AT	Region	England
% of FP17s for the same patient ID Re-attending within 3 months - Children	40	631	6.3%	9.3%	12.1%	11.5%
% of FP17s for the same patient ID Re-attending within 3 months - Adults	539	2,527	21.3%	13.4%	15.6%	15.4%
% of FP17s for the same patient ID Re-attending between 3 & 9 months - Children	397	631	62.9%	62.4%	61.2%	59.7%
% of FP17s for the same patient ID Re-attending between 3 & 9 months - Adults	1,458	2,527	57.7%	55.9%	54.3%	51.7%
% of FP17s for Band 1 Urgent Courses	224	2,516	8.9%	7.9%	9.1%	9.2%
% of FP17s Relating to Free Repair or Replacements	50	2,516	2.0%	1.2%	0.9%	0.7%
% of FP17s Relating to Continuations	33	2,516	1.3%	1.0%	1.0%	0.8%
% of Patients satisfied with the dentistry they have received	2	2	N/A	95.6%	94.4%	93.5%
% of Patients satisfied with the time they had to wait for an appointment	1	2	N/A	87.9%	88.1%	87.4%

\* This is based on patients treated on this contract for their most recent course of treatment. Figures in italics indicate the base number of FP17s or Patient Questionnaire responses are less than 100. N/A is shown where the base number of responses is less than 10 during the period. % is calculated as Quantity/Base number\*100

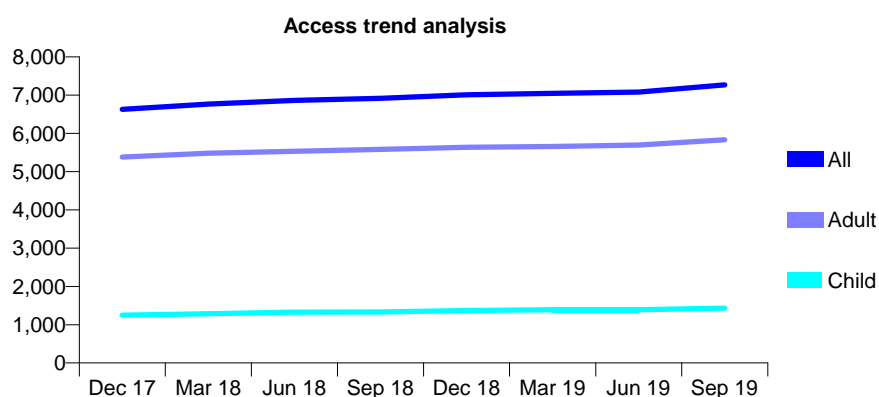
## Q51 - Vital Signs At a Glance Contract Report for 166723/0001 - September 2019

Name or company name	Woodhouse Dental Practice
Contract type name	GDS Contract
Purpose of contract	General
Contract start date	01/04/2013
Contract end date	

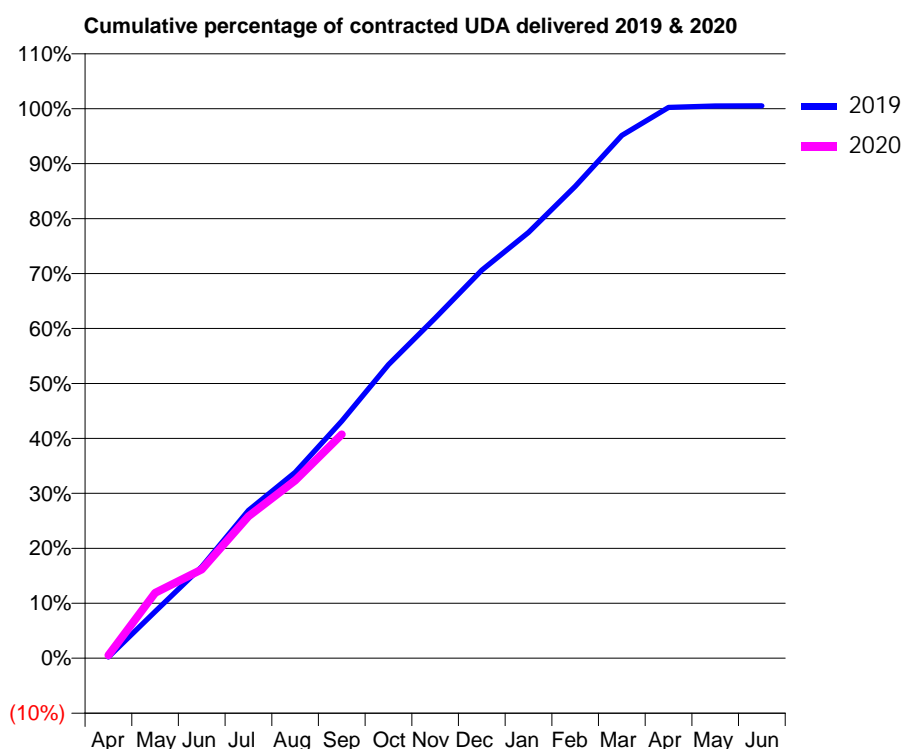
19/20 Contracted general activity (UDA)	21,329
Carry forward general activity (UDA)	-118
19/20 Contracted orthodontic activity (UOA)	0
Carry forward orthodontic activity (UOA)	0
Baseline contract value	£627,949.00

### ACCESS\*

Patients seen in 24 months	Total	Change since previous quarter
Quarter ending September 2018	6,916	
Quarter ending December 2018	7,007	→
Quarter ending March 2019	7,046	→
Quarter ending June 2019	7,083	→
Quarter ending September 2019	7,265	↑
<b>Variance since September 2018</b>	<b>5.0%</b>	<b>↑</b>



### ACTIVITY



Month	2019	2020
April	49	118
May	1,811	2,537
June	3,547	3,447
July	5,737	5,511
August	7,212	6,899
September	9,204	8,690
October	11,394	
November	13,199	
December	15,059	
January	16,522	
February	18,313	
March	20,293	
April	21,381	
May	21,428	
June	21,437	

### QUALITY

	Quantity	Base Number	Contract	AT	Region	England
% of FP17s for the same patient ID Re-attending within 3 months - Children	70	1,268	5.5%	9.3%	12.1%	11.5%
% of FP17s for the same patient ID Re-attending within 3 months - Adults	509	5,346	9.5%	13.4%	15.6%	15.4%
% of FP17s for the same patient ID Re-attending between 3 & 9 months - Children	903	1,268	71.2%	62.4%	61.2%	59.7%
% of FP17s for the same patient ID Re-attending between 3 & 9 months - Adults	3,926	5,346	73.4%	55.9%	54.3%	51.7%
% of FP17s for Band 1 Urgent Courses	174	5,214	3.3%	7.9%	9.1%	9.2%
% of FP17s Relating to Free Repair or Replacements	33	5,214	0.6%	1.2%	0.9%	0.7%
% of FP17s Relating to Continuations	52	5,214	1.0%	1.0%	1.0%	0.8%
% of Patients satisfied with the dentistry they have received	4	4	N/A	95.6%	94.4%	93.5%
% of Patients satisfied with the time they had to wait for an appointment	3	4	N/A	87.9%	88.1%	87.4%

\* This is based on patients treated on this contract for their most recent course of treatment.

Figures in italics indicate the base number of FP17s or Patient Questionnaire responses are less than 100. N/A is shown where the base number of responses is less than 10 during the period. % is calculated as Quantity/Base number\*100

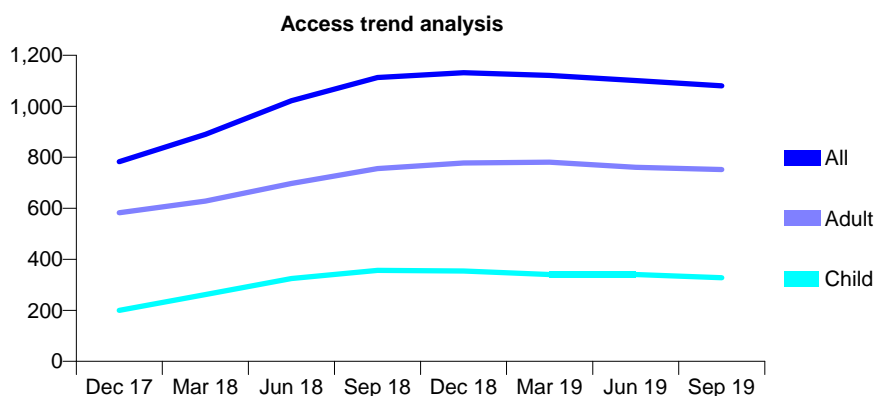
## Q51 - Vital Signs At a Glance Contract Report for 166944/0004 - September 2019

Name or company name	Sheffield SPDCS
Contract type name	PDS Contract
Purpose of contract	General
Contract start date	01/04/2010
Contract end date	30/09/2023

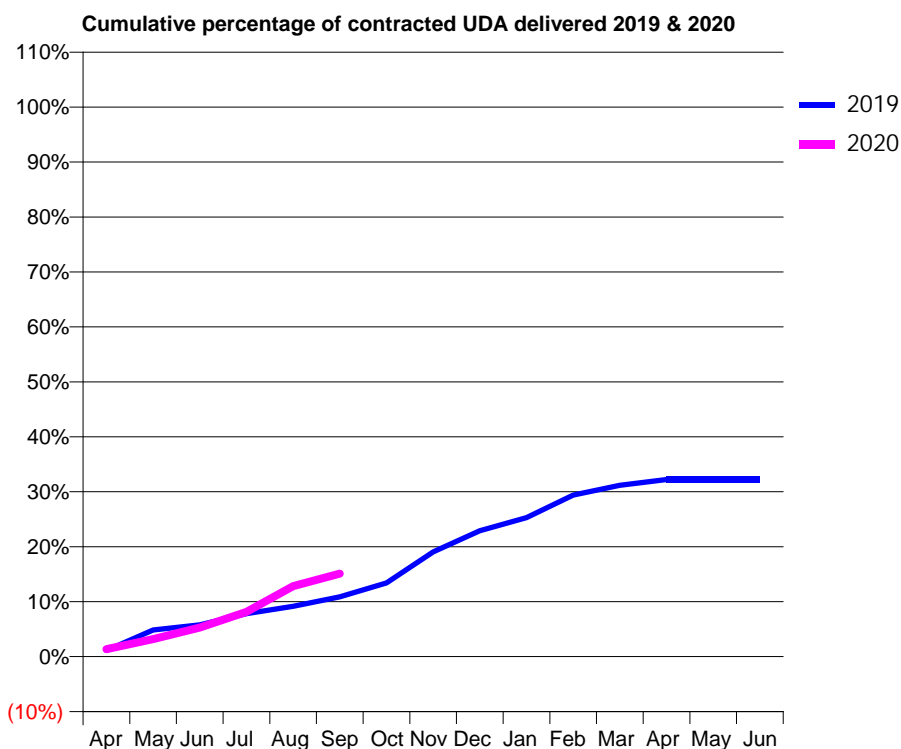
19/20 Contracted general activity (UDA)	3,887
Carry forward general activity (UDA)	0
19/20 Contracted orthodontic activity (UOA)	0
Carry forward orthodontic activity (UOA)	0
Baseline contract value	£501,010.67

### ACCESS\*

Patients seen in 24 months	Total	Change since previous quarter
Quarter ending September 2018	1,113	
Quarter ending December 2018	1,132	→
Quarter ending March 2019	1,121	→
Quarter ending June 2019	1,101	↓
Quarter ending September 2019	1,080	↓
<b>Variance since September 2018</b>	<b>(3.0%)</b>	<b>↓</b>



### ACTIVITY



Month	Adjusted Scheduled Activity (UDA)	
	2019	2020
April	44	53
May	189	124
June	225	205
July	305	316
August	356	498
September	423	587
October	521	
November	741	
December	890	
January	984	
February	1,142	
March	1,211	
April	1,252	
May	1,252	
June	1,252	

### QUALITY

	Quantity	Base Number	Contract	AT	Region	England
% of FP17s for the same patient ID Re-attending within 3 months - Children	7	148	4.7%	9.3%	12.1%	11.5%
% of FP17s for the same patient ID Re-attending within 3 months - Adults	29	330	8.8%	13.4%	15.6%	15.4%
% of FP17s for the same patient ID Re-attending between 3 & 9 months - Children	67	148	45.3%	62.4%	61.2%	59.7%
% of FP17s for the same patient ID Re-attending between 3 & 9 months - Adults	134	330	40.6%	55.9%	54.3%	51.7%
% of FP17s for Band 1 Urgent Courses	7	285	2.5%	7.9%	9.1%	9.2%
% of FP17s Relating to Free Repair or Replacements	3	285	1.1%	1.2%	0.9%	0.7%
% of FP17s Relating to Continuations	3	285	1.1%	1.0%	1.0%	0.8%
% of Patients satisfied with the dentistry they have received	0	0	N/A	95.6%	94.4%	93.5%
% of Patients satisfied with the time they had to wait for an appointment	0	0	N/A	87.9%	88.1%	87.4%

\* This is based on patients treated on this contract for their most recent course of treatment. Figures in italics indicate the base number of FP17s or Patient Questionnaire responses are less than 100. N/A is shown where the base number of responses is less than 10 during the period. % is calculated as Quantity/Base number\*100

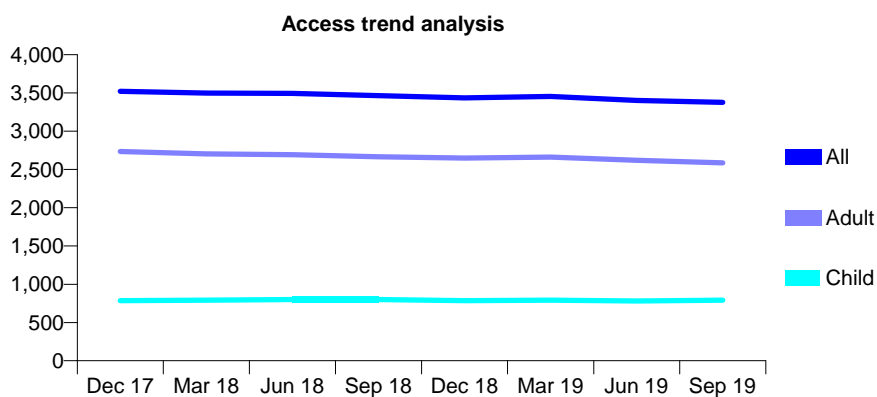
## Q51 - Vital Signs At a Glance Contract Report for 166944/0007 - September 2019

Name or company name	Sheffield SPDCS
Contract type name	PDS Contract
Purpose of contract	General
Contract start date	01/08/2013
Contract end date	30/09/2023

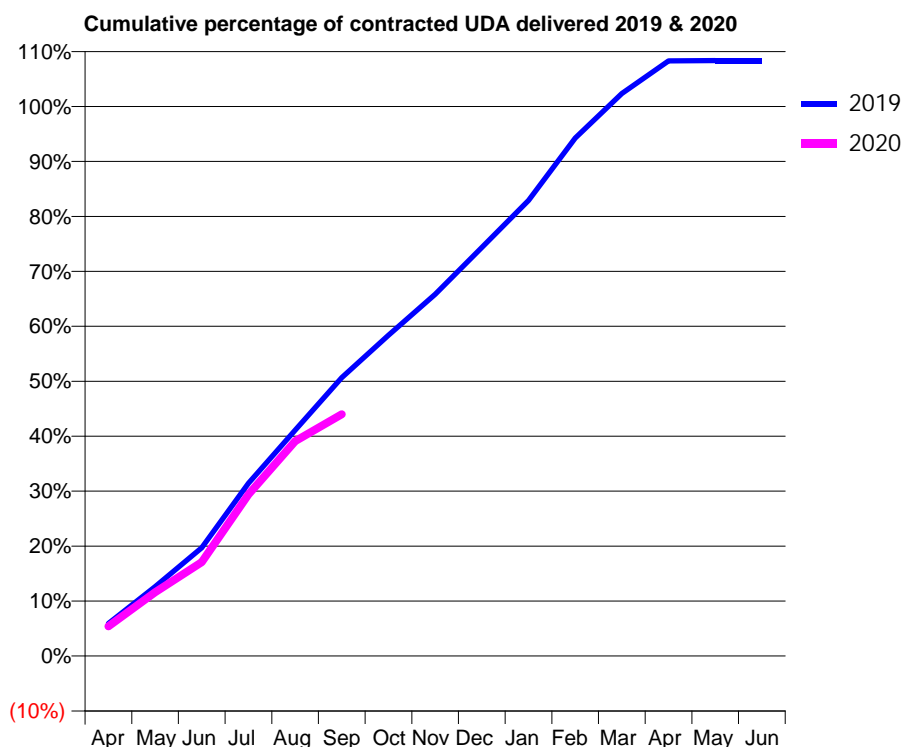
19/20 Contracted general activity (UDA)	8,544
Carry forward general activity (UDA)	0
19/20 Contracted orthodontic activity (UOA)	0
Carry forward orthodontic activity (UOA)	0
Baseline contract value	£1,610,604.42

### ACCESS\*

Patients seen in 24 months	Total	Change since previous quarter
Quarter ending September 2018	3,464	
Quarter ending December 2018	3,434	→
Quarter ending March 2019	3,453	→
Quarter ending June 2019	3,402	↓
Quarter ending September 2019	3,377	→
<b>Variance since September 2018</b>	<b>(2.5%)</b>	<b>↓</b>



### ACTIVITY



Month	Adjusted Scheduled Activity (UDA)	
	2019	2020
April	506	461
May	1,080	991
June	1,683	1,460
July	2,686	2,511
August	3,513	3,341
September	4,328	3,758
October	4,987	
November	5,625	
December	6,352	
January	7,083	
February	8,053	
March	8,744	
April	9,253	
May	9,257	
June	9,257	

### QUALITY

	Quantity	Base Number	Contract	AT	Region	England
% of FP17s for the same patient ID Re-attending within 3 months - Children	129	816	15.8%	9.3%	12.1%	11.5%
% of FP17s for the same patient ID Re-attending within 3 months - Adults	179	1,382	13.0%	13.4%	15.6%	15.4%
% of FP17s for the same patient ID Re-attending between 3 & 9 months - Children	412	816	50.5%	62.4%	61.2%	59.7%
% of FP17s for the same patient ID Re-attending between 3 & 9 months - Adults	631	1,382	45.7%	55.9%	54.3%	51.7%
% of FP17s for Band 1 Urgent Courses	53	1,967	2.7%	7.9%	9.1%	9.2%
% of FP17s Relating to Free Repair or Replacements	7	1,967	0.4%	1.2%	0.9%	0.7%
% of FP17s Relating to Continuations	69	1,967	3.5%	1.0%	1.0%	0.8%
% of Patients satisfied with the dentistry they have received	0	0	N/A	95.6%	94.4%	93.5%
% of Patients satisfied with the time they had to wait for an appointment	0	0	N/A	87.9%	88.1%	87.4%

\* This is based on patients treated on this contract for their most recent course of treatment. Figures in italics indicate the base number of FP17s or Patient Questionnaire responses are less than 100. N/A is shown where the base number of responses is less than 10 during the period. % is calculated as Quantity/Base number\*100

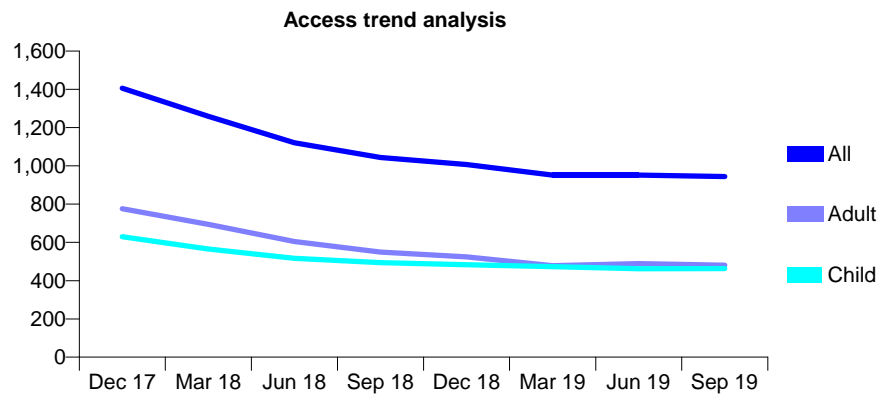
## Q51 - Vital Signs At a Glance Contract Report for 166944/0008 - September 2019

Name or company name	Sheffield SPDCS
Contract type name	PDS Contract
Purpose of contract	General
Contract start date	01/08/2013
Contract end date	30/09/2023

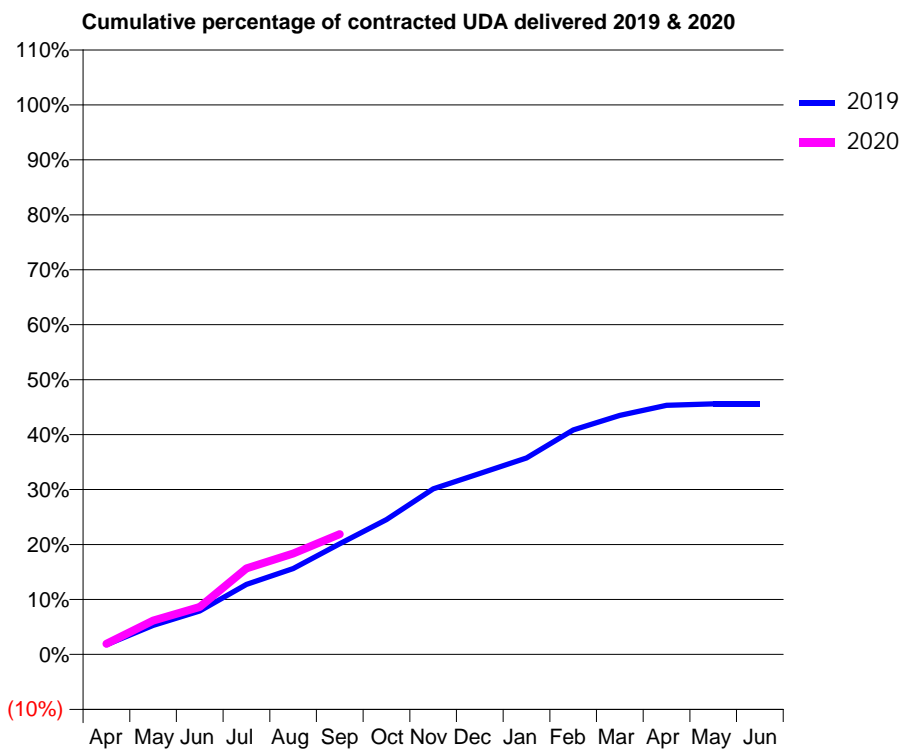
19/20 Contracted general activity (UDA)	4,488
Carry forward general activity (UDA)	0
19/20 Contracted orthodontic activity (UOA)	0
Carry forward orthodontic activity (UOA)	0
Baseline contract value	£733,753.77

### ACCESS\*

Patients seen in 24 months	Total	Change since previous quarter
Quarter ending September 2018	1,043	
Quarter ending December 2018	1,007	↓
Quarter ending March 2019	951	↓
Quarter ending June 2019	951	→
Quarter ending September 2019	944	→
<b>Variance since September 2018</b>	<b>(9.5%)</b>	<b>↓</b>



### ACTIVITY



Month	2019	2020
April	79	88
May	237	276
June	356	388
July	573	703
August	702	824
September	903	983
October	1,102	
November	1,353	
December	1,478	
January	1,605	
February	1,833	
March	1,952	
April	2,033	
May	2,045	
June	2,045	

### QUALITY

	Quantity	Base Number	Contract	AT	Region	England
% of FP17s for the same patient ID Re-attending within 3 months - Children	10	268	3.7%	9.3%	12.1%	11.5%
% of FP17s for the same patient ID Re-attending within 3 months - Adults	39	291	13.4%	13.4%	15.6%	15.4%
% of FP17s for the same patient ID Re-attending between 3 & 9 months - Children	117	268	43.7%	62.4%	61.2%	59.7%
% of FP17s for the same patient ID Re-attending between 3 & 9 months - Adults	121	291	41.6%	55.9%	54.3%	51.7%
% of FP17s for Band 1 Urgent Courses	5	513	1.0%	7.9%	9.1%	9.2%
% of FP17s Relating to Free Repair or Replacements	1	513	0.2%	1.2%	0.9%	0.7%
% of FP17s Relating to Continuations	13	513	2.5%	1.0%	1.0%	0.8%
% of Patients satisfied with the dentistry they have received	0	0	N/A	95.6%	94.4%	93.5%
% of Patients satisfied with the time they had to wait for an appointment	0	0	N/A	87.9%	88.1%	87.4%

\* This is based on patients treated on this contract for their most recent course of treatment. Figures in italics indicate the base number of FP17s or Patient Questionnaire responses are less than 100. N/A is shown where the base number of responses is less than 10 during the period. % is calculated as Quantity/Base number\*100

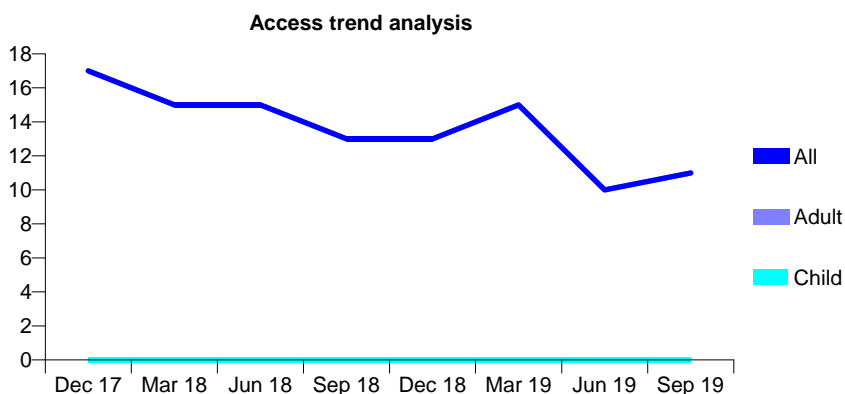
## Q51 - Vital Signs At a Glance Contract Report for 166944/0009 - September 2019

Name or company name	Sheffield SPDCS
Contract type name	PDS Contract
Purpose of contract	General
Contract start date	01/08/2013
Contract end date	30/09/2023

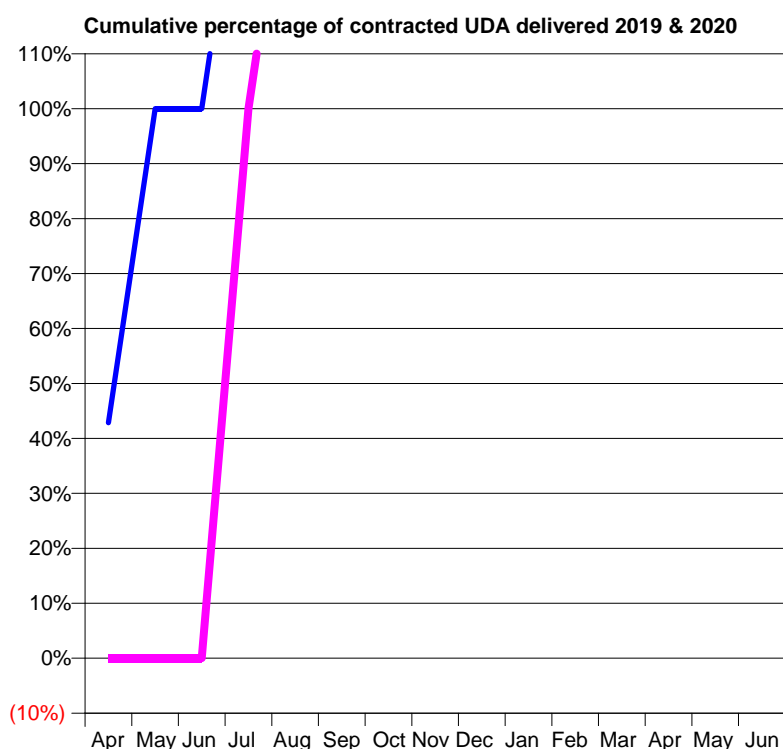
19/20 Contracted general activity (UDA)	7
Carry forward general activity (UDA)	0
19/20 Contracted orthodontic activity (UOA)	0
Carry forward orthodontic activity (UOA)	0
Baseline contract value	£73,374.26

### ACCESS\*

Patients seen in 24 months	Total	Change since previous quarter
Quarter ending September 2018	13	
Quarter ending December 2018	13	→
Quarter ending March 2019	15	↑
Quarter ending June 2019	10	↓
Quarter ending September 2019	11	↑
<b>Variance since September 2018</b>	<b>(15.4%)</b>	<b>↓</b>



### ACTIVITY



Month	Adjusted Scheduled Activity (UDA)	
	2019	2020
April	3	0
May	7	0
June	7	0
July	11	7
August	11	11
September	13	12
October	13	
November	28	
December	41	
January	46	
February	49	
March	52	
April	64	
May	64	
June	64	

### QUALITY

	Quantity	Base Number	Contract	AT	Region	England
% of FP17s for the same patient ID Re-attending within 3 months - Children	0	0	N/A	9.3%	12.1%	11.5%
% of FP17s for the same patient ID Re-attending within 3 months - Adults	0	7	0.0%	13.4%	15.6%	15.4%
% of FP17s for the same patient ID Re-attending between 3 & 9 months - Children	0	0	N/A	62.4%	61.2%	59.7%
% of FP17s for the same patient ID Re-attending between 3 & 9 months - Adults	3	7	42.9%	55.9%	54.3%	51.7%
% of FP17s for Band 1 Urgent Courses	0	6	0.0%	7.9%	9.1%	9.2%
% of FP17s Relating to Free Repair or Replacements	0	6	0.0%	1.2%	0.9%	0.7%
% of FP17s Relating to Continuations	0	6	0.0%	1.0%	1.0%	0.8%
% of Patients satisfied with the dentistry they have received	0	0	N/A	95.6%	94.4%	93.5%
% of Patients satisfied with the time they had to wait for an appointment	0	0	N/A	87.9%	88.1%	87.4%

\* This is based on patients treated on this contract for their most recent course of treatment.

Figures in italics indicate the base number of FP17s or Patient Questionnaire responses are less than 100. N/A is shown where the base number of responses is less than 10 during the period. % is calculated as Quantity/Base number\*100



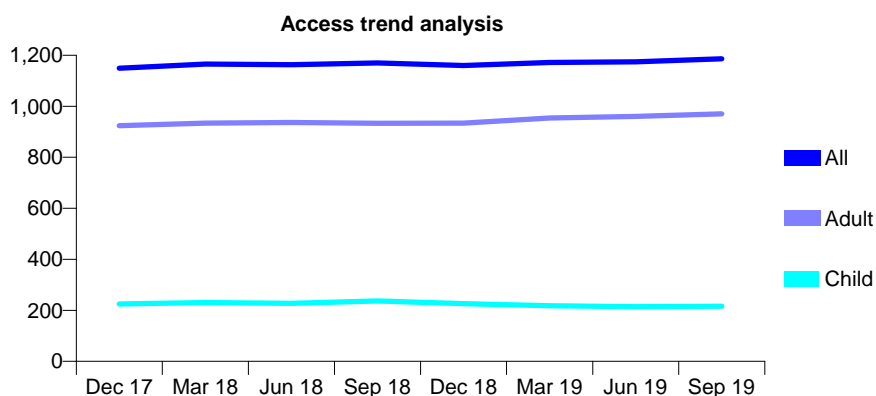
## Q51 - Vital Signs At a Glance Contract Report for 167622/0001 - September 2019

Name or company name	JCS Dental Practice
Contract type name	GDS Contract
Purpose of contract	General
Contract start date	01/12/2010
Contract end date	

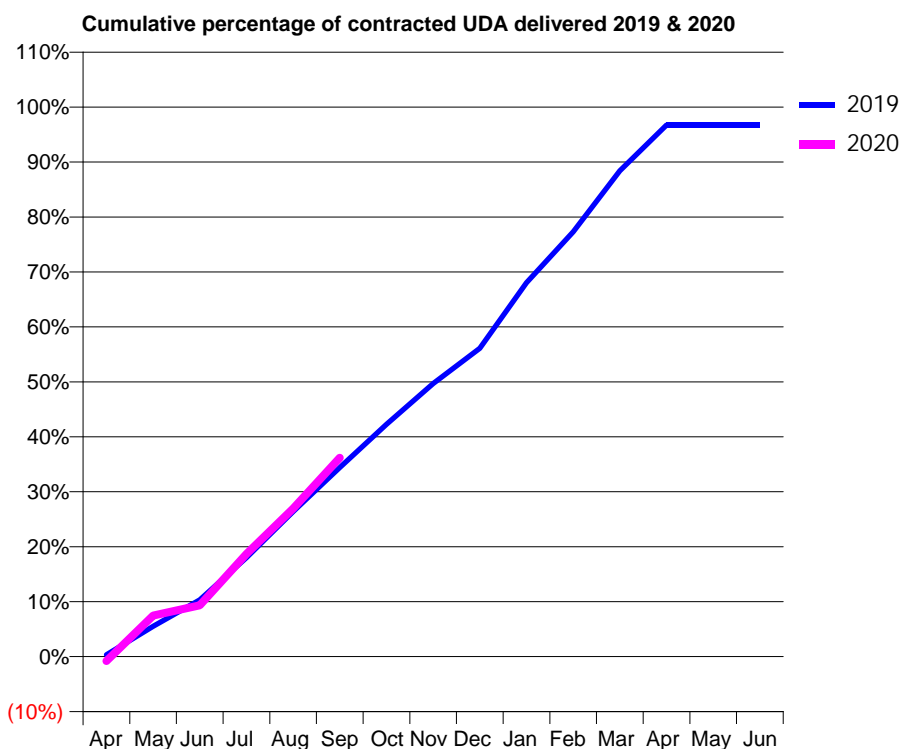
19/20 Contracted general activity (UDA)	4,471
Carry forward general activity (UDA)	146
19/20 Contracted orthodontic activity (UOA)	0
Carry forward orthodontic activity (UOA)	0
Baseline contract value	£130,993.67

### ACCESS\*

Patients seen in 24 months	Total	Change since previous quarter
Quarter ending September 2018	1,170	
Quarter ending December 2018	1,160	→
Quarter ending March 2019	1,172	→
Quarter ending June 2019	1,174	→
Quarter ending September 2019	1,186	→
<b>Variance since September 2018</b>	<b>1.4%</b>	<b>→</b>



### ACTIVITY



Month	Adjusted Scheduled Activity (UDA)	
	2019	2020
April	14	-36
May	247	333
June	461	417
July	806	835
August	1,181	1,204
September	1,539	1,618
October	1,889	
November	2,221	
December	2,509	
January	3,042	
February	3,456	
March	3,952	
April	4,324	
May	4,325	
June	4,325	

### QUALITY

	Quantity	Base Number	Contract	AT	Region	England
% of FP17s for the same patient ID Re-attending within 3 months - Children	21	186	11.3%	9.3%	12.1%	11.5%
% of FP17s for the same patient ID Re-attending within 3 months - Adults	162	812	20.0%	13.4%	15.6%	15.4%
% of FP17s for the same patient ID Re-attending between 3 & 9 months - Children	112	186	60.2%	62.4%	61.2%	59.7%
% of FP17s for the same patient ID Re-attending between 3 & 9 months - Adults	469	812	57.8%	55.9%	54.3%	51.7%
% of FP17s for Band 1 Urgent Courses	40	900	4.4%	7.9%	9.1%	9.2%
% of FP17s Relating to Free Repair or Replacements	21	900	2.3%	1.2%	0.9%	0.7%
% of FP17s Relating to Continuations	31	900	3.4%	1.0%	1.0%	0.8%
% of Patients satisfied with the dentistry they have received	1	1	N/A	95.6%	94.4%	93.5%
% of Patients satisfied with the time they had to wait for an appointment	1	1	N/A	87.9%	88.1%	87.4%

\* This is based on patients treated on this contract for their most recent course of treatment. Figures in italics indicate the base number of FP17s or Patient Questionnaire responses are less than 100. N/A is shown where the base number of responses is less than 10 during the period. % is calculated as Quantity/Base number\*100

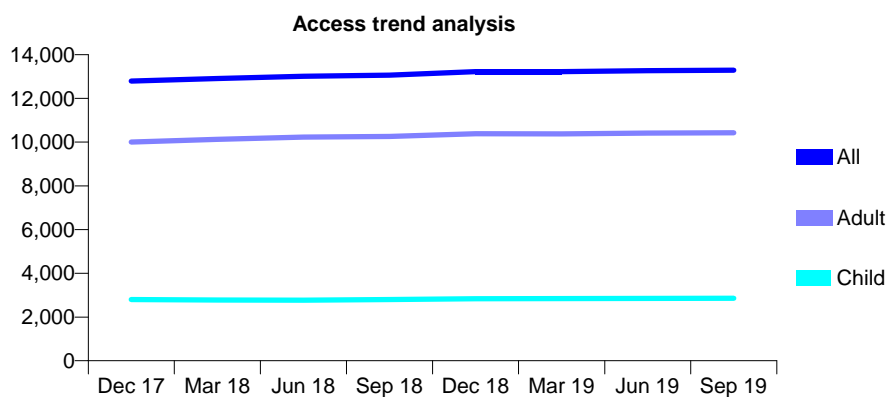
## Q51 - Vital Signs At a Glance Contract Report for 167819/0001 - September 2019

Name or company name	Crystal Peaks Dental Centre
Contract type name	GDS Contract
Purpose of contract	General
Contract start date	01/04/2015
Contract end date	

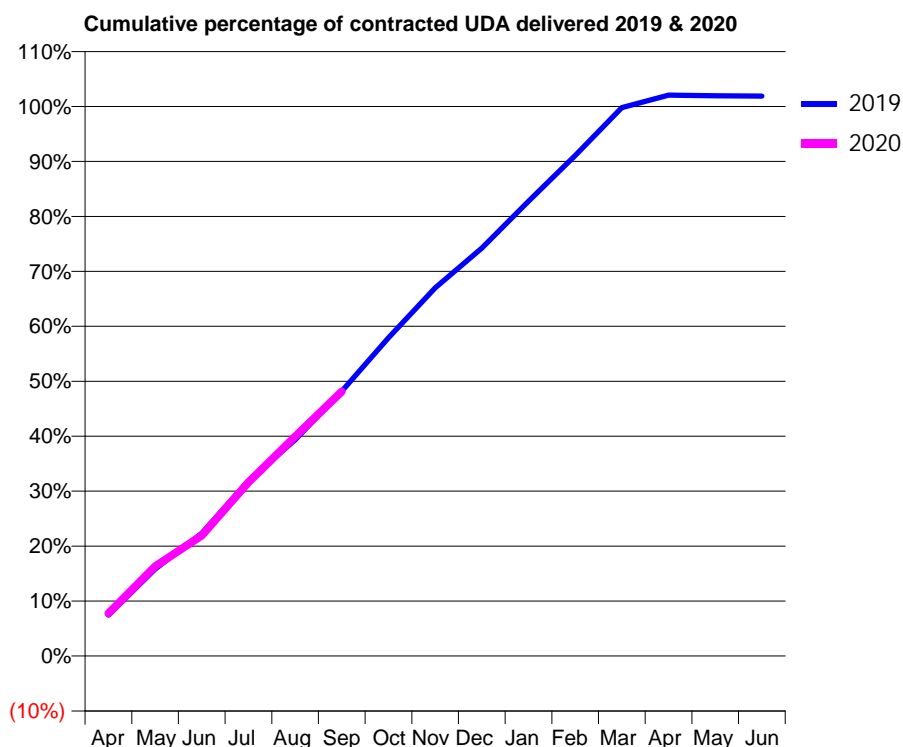
19/20 Contracted general activity (UDA)	29,661
Carry forward general activity (UDA)	-558
19/20 Contracted orthodontic activity (UOA)	0
Carry forward orthodontic activity (UOA)	0
Baseline contract value	£957,325.03

### ACCESS\*

Patients seen in 24 months	Total	Change since previous quarter
Quarter ending September 2018	13,063	
Quarter ending December 2018	13,223	→
Quarter ending March 2019	13,225	→
Quarter ending June 2019	13,262	→
Quarter ending September 2019	13,290	→
<b>Variance since September 2018</b>	<b>1.7%</b>	<b>→</b>



### ACTIVITY



Month	Adjusted Scheduled Activity (UDA)	
	2019	2020
April	2,206	2,301
May	4,695	4,842
June	6,626	6,501
July	9,453	9,376
August	11,681	11,843
September	14,290	14,278
October	17,175	
November	19,869	
December	22,015	
January	24,538	
February	27,015	
March	29,593	
April	30,269	
May	30,235	
June	30,219	

### QUALITY

	Quantity	Base Number	Contract	AT	Region	England
% of FP17s for the same patient ID Re-attending within 3 months - Children	133	2,356	5.6%	9.3%	12.1%	11.5%
% of FP17s for the same patient ID Re-attending within 3 months - Adults	292	6,364	4.6%	13.4%	15.6%	15.4%
% of FP17s for the same patient ID Re-attending between 3 & 9 months - Children	1,656	2,356	70.3%	62.4%	61.2%	59.7%
% of FP17s for the same patient ID Re-attending between 3 & 9 months - Adults	3,447	6,364	54.2%	55.9%	54.3%	51.7%
% of FP17s for Band 1 Urgent Courses	245	8,374	2.9%	7.9%	9.1%	9.2%
% of FP17s Relating to Free Repair or Replacements	52	8,374	0.6%	1.2%	0.9%	0.7%
% of FP17s Relating to Continuations	10	8,374	0.1%	1.0%	1.0%	0.8%
% of Patients satisfied with the dentistry they have received	7	7	N/A	95.6%	94.4%	93.5%
% of Patients satisfied with the time they had to wait for an appointment	7	7	N/A	87.9%	88.1%	87.4%

\* This is based on patients treated on this contract for their most recent course of treatment. Figures in italics indicate the base number of FP17s or Patient Questionnaire responses are less than 100. N/A is shown where the base number of responses is less than 10 during the period. % is calculated as Quantity/Base number\*100

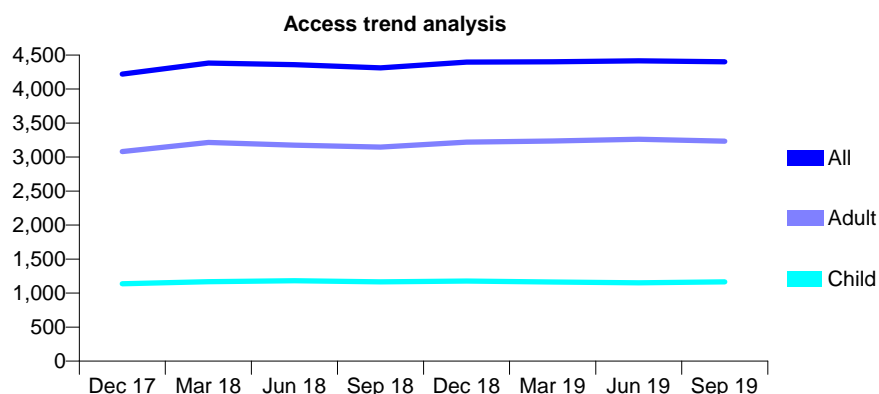
## Q51 - Vital Signs At a Glance Contract Report for 174440/0001 - September 2019

Name or company name	IDH 474 Limited
Contract type name	GDS Contract
Purpose of contract	General
Contract start date	01/07/2011
Contract end date	

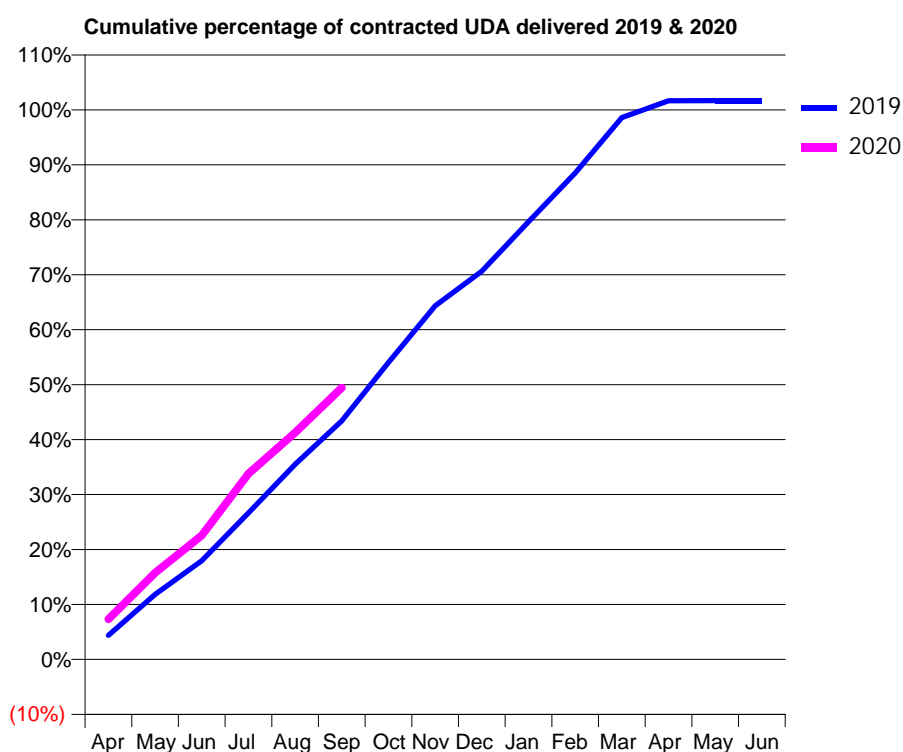
19/20 Contracted general activity (UDA)	14,895
Carry forward general activity (UDA)	0
19/20 Contracted orthodontic activity (UOA)	0
Carry forward orthodontic activity (UOA)	0
Baseline contract value	£470,904.18

### ACCESS\*

Patients seen in 24 months	Total	Change since previous quarter
Quarter ending September 2018	4,312	
Quarter ending December 2018	4,397	→
Quarter ending March 2019	4,400	→
Quarter ending June 2019	4,414	→
Quarter ending September 2019	4,400	→
<b>Variance since September 2018</b>	<b>2.0%</b>	<b>↑</b>



### ACTIVITY



Adjusted Scheduled Activity (UDA)		
Month	2019	2020
April	653	1,090
May	1,764	2,348
June	2,677	3,359
July	3,972	5,033
August	5,290	6,151
September	6,464	7,363
October	8,046	
November	9,583	
December	10,520	
January	11,862	
February	13,183	
March	14,682	
April	15,139	
May	15,141	
June	15,141	

### QUALITY

	Quantity	Base Number	Contract	AT	Region	England
% of FP17s for the same patient ID Re-attending within 3 months - Children	64	1,010	6.3%	9.3%	12.1%	11.5%
% of FP17s for the same patient ID Re-attending within 3 months - Adults	367	2,504	14.7%	13.4%	15.6%	15.4%
% of FP17s for the same patient ID Re-attending between 3 & 9 months - Children	737	1,010	73.0%	62.4%	61.2%	59.7%
% of FP17s for the same patient ID Re-attending between 3 & 9 months - Adults	1,526	2,504	60.9%	55.9%	54.3%	51.7%
% of FP17s for Band 1 Urgent Courses	262	3,303	7.9%	7.9%	9.1%	9.2%
% of FP17s Relating to Free Repair or Replacements	41	3,303	1.2%	1.2%	0.9%	0.7%
% of FP17s Relating to Continuations	42	3,303	1.3%	1.0%	1.0%	0.8%
% of Patients satisfied with the dentistry they have received	0	0	N/A	95.6%	94.4%	93.5%
% of Patients satisfied with the time they had to wait for an appointment	0	0	N/A	87.9%	88.1%	87.4%

\* This is based on patients treated on this contract for their most recent course of treatment. Figures in italics indicate the base number of FP17s or Patient Questionnaire responses are less than 100. N/A is shown where the base number of responses is less than 10 during the period. % is calculated as Quantity/Base number\*100

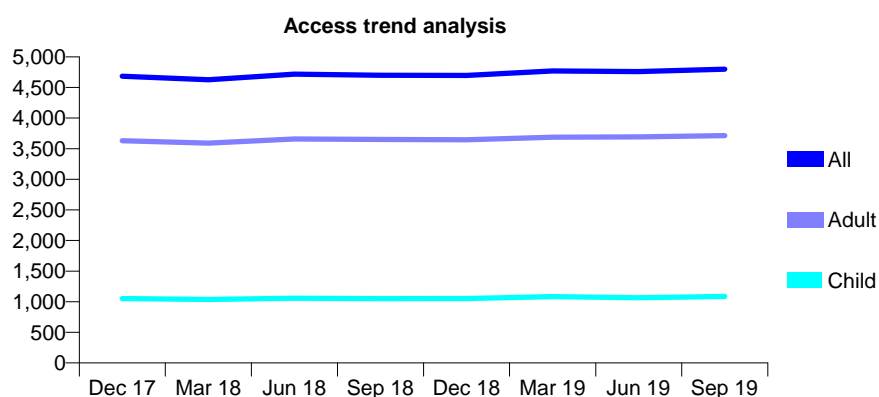
## Q51 - Vital Signs At a Glance Contract Report for 175218/0003 - September 2019

Name or company name	Thompson & Thomas
Contract type name	GDS Contract
Purpose of contract	General
Contract start date	01/03/2012
Contract end date	

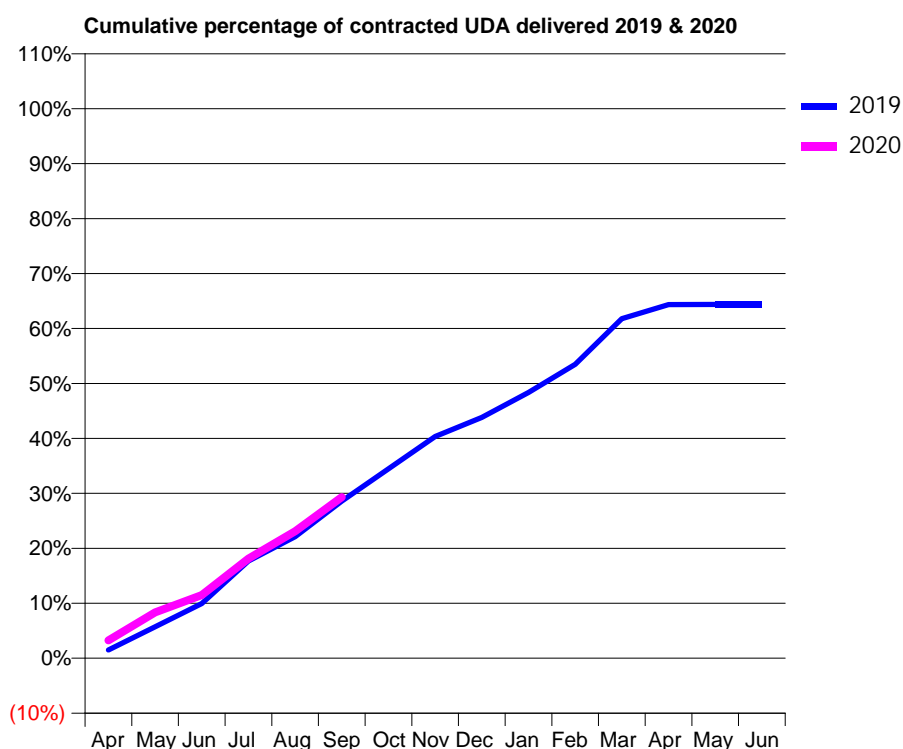
19/20 Contracted general activity (UDA)	16,553
Carry forward general activity (UDA)	-71
19/20 Contracted orthodontic activity (UOA)	0
Carry forward orthodontic activity (UOA)	0
Baseline contract value	£545,314.53

### ACCESS\*

Patients seen in 24 months	Total	Change since previous quarter
Quarter ending September 2018	4,699	
Quarter ending December 2018	4,697	→
Quarter ending March 2019	4,771	→
Quarter ending June 2019	4,760	→
Quarter ending September 2019	4,799	→
<b>Variance since September 2018</b>	<b>2.1%</b>	<b>↑</b>



### ACTIVITY



Month	2019	2020
April	253	539
May	949	1,385
June	1,648	1,903
July	2,928	3,001
August	3,663	3,828
September	4,735	4,851
October	5,707	
November	6,676	
December	7,252	
January	8,006	
February	8,856	
March	10,228	
April	10,652	
May	10,655	
June	10,654	

### QUALITY

	Quantity	Base Number	Contract	AT	Region	England
% of FP17s for the same patient ID Re-attending within 3 months - Children	41	809	5.1%	9.3%	12.1%	11.5%
% of FP17s for the same patient ID Re-attending within 3 months - Adults	300	2,530	11.9%	13.4%	15.6%	15.4%
% of FP17s for the same patient ID Re-attending between 3 & 9 months - Children	505	809	62.4%	62.4%	61.2%	59.7%
% of FP17s for the same patient ID Re-attending between 3 & 9 months - Adults	1,463	2,530	57.8%	55.9%	54.3%	51.7%
% of FP17s for Band 1 Urgent Courses	159	2,859	5.6%	7.9%	9.1%	9.2%
% of FP17s Relating to Free Repair or Replacements	66	2,859	2.3%	1.2%	0.9%	0.7%
% of FP17s Relating to Continuations	22	2,859	0.8%	1.0%	1.0%	0.8%
% of Patients satisfied with the dentistry they have received	3	3	N/A	95.6%	94.4%	93.5%
% of Patients satisfied with the time they had to wait for an appointment	3	3	N/A	87.9%	88.1%	87.4%

\* This is based on patients treated on this contract for their most recent course of treatment. Figures in italics indicate the base number of FP17s or Patient Questionnaire responses are less than 100. N/A is shown where the base number of responses is less than 10 during the period. % is calculated as Quantity/Base number\*100

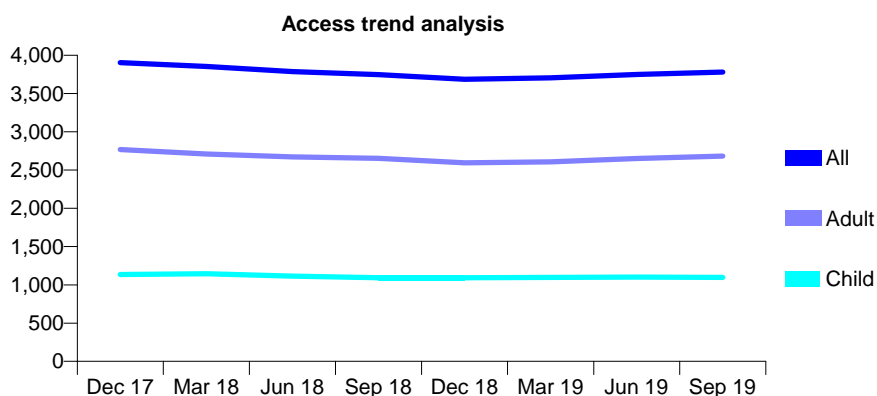
## Q51 - Vital Signs At a Glance Contract Report for 175218/0004 - September 2019

Name or company name	Thompson & Thomas
Contract type name	GDS Contract
Purpose of contract	General
Contract start date	01/03/2012
Contract end date	

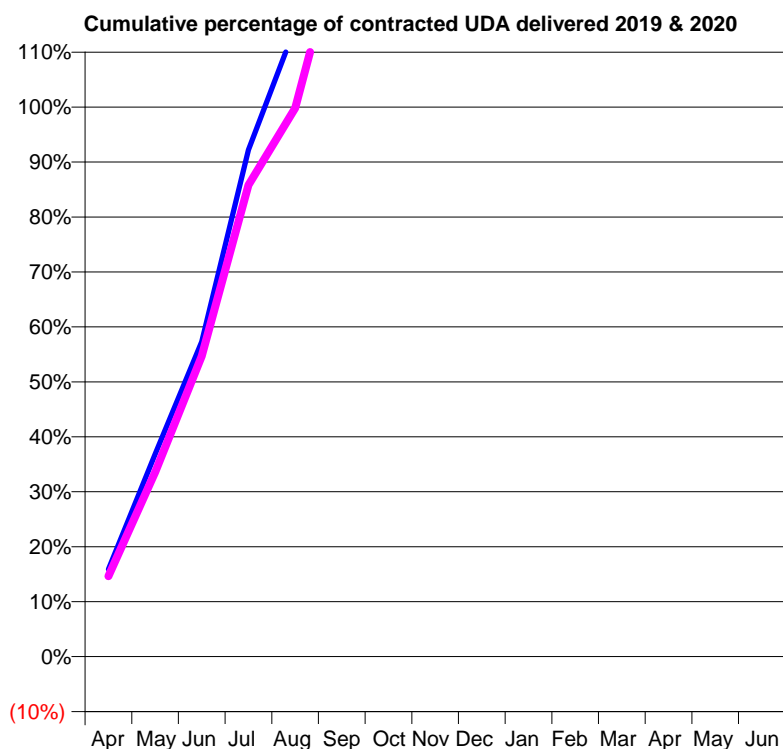
19/20 Contracted general activity (UDA)	2,558
Carry forward general activity (UDA)	0
19/20 Contracted orthodontic activity (UOA)	0
Carry forward orthodontic activity (UOA)	0
Baseline contract value	£261,423.50

### ACCESS\*

Patients seen in 24 months	Total	Change since previous quarter
Quarter ending September 2018	3,746	
Quarter ending December 2018	3,686	↓
Quarter ending March 2019	3,704	→
Quarter ending June 2019	3,750	→
Quarter ending September 2019	3,780	→
<b>Variance since September 2018</b>	<b>0.9%</b>	<b>→</b>



### ACTIVITY



Month	Adjusted Scheduled Activity (UDA)	
	2019	2020
April	406	375
May	942	859
June	1,466	1,399
July	2,359	2,195
August	2,926	2,553
September	3,368	3,367
October	4,093	
November	4,685	
December	5,421	
January	6,038	
February	6,700	
March	7,572	
April	7,861	
May	7,876	
June	7,877	

### QUALITY

	Quantity	Base Number	Contract	AT	Region	England
% of FP17s for the same patient ID Re-attending within 3 months - Children	41	798	5.1%	9.3%	12.1%	11.5%
% of FP17s for the same patient ID Re-attending within 3 months - Adults	171	1,869	9.1%	13.4%	15.6%	15.4%
% of FP17s for the same patient ID Re-attending between 3 & 9 months - Children	505	798	63.3%	62.4%	61.2%	59.7%
% of FP17s for the same patient ID Re-attending between 3 & 9 months - Adults	1,170	1,869	62.6%	55.9%	54.3%	51.7%
% of FP17s for Band 1 Urgent Courses	64	1,936	3.3%	7.9%	9.1%	9.2%
% of FP17s Relating to Free Repair or Replacements	30	1,936	1.5%	1.2%	0.9%	0.7%
% of FP17s Relating to Continuations	16	1,936	0.8%	1.0%	1.0%	0.8%
% of Patients satisfied with the dentistry they have received	3	3	N/A	95.6%	94.4%	93.5%
% of Patients satisfied with the time they had to wait for an appointment	2	3	N/A	87.9%	88.1%	87.4%

\* This is based on patients treated on this contract for their most recent course of treatment. Figures in italics indicate the base number of FP17s or Patient Questionnaire responses are less than 100. N/A is shown where the base number of responses is less than 10 during the period. % is calculated as Quantity/Base number\*100

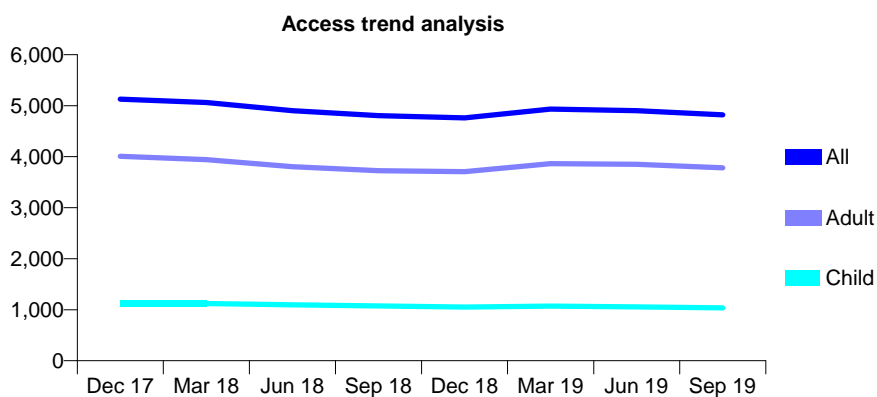
## Q51 - Vital Signs At a Glance Contract Report for 175625/0001 - September 2019

Name or company name	Swinton Dental Practice
Contract type name	GDS Contract
Purpose of contract	General
Contract start date	30/07/2011
Contract end date	

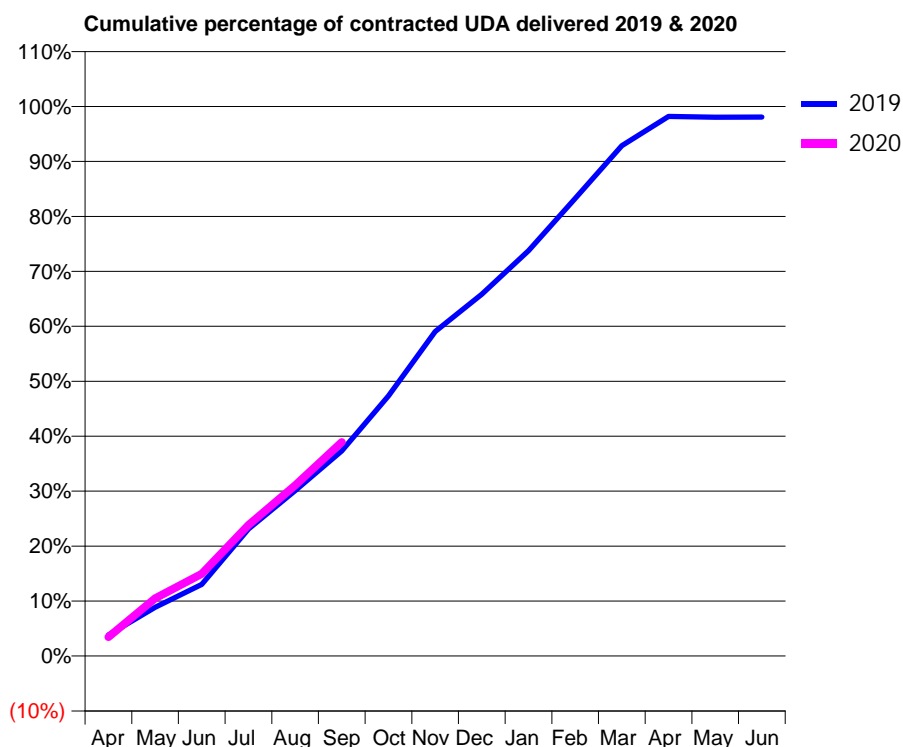
19/20 Contracted general activity (UDA)	15,024
Carry forward general activity (UDA)	0
19/20 Contracted orthodontic activity (UOA)	0
Carry forward orthodontic activity (UOA)	0
Baseline contract value	£427,920.42

### ACCESS\*

Patients seen in 24 months	Total	Change since previous quarter
Quarter ending September 2018	4,803	
Quarter ending December 2018	4,760	→
Quarter ending March 2019	4,934	↑
Quarter ending June 2019	4,904	→
Quarter ending September 2019	4,820	↓
<b>Variance since September 2018</b>	<b>0.4%</b>	<b>→</b>



### ACTIVITY



Month	Adjusted Scheduled Activity (UDA)	
	2019	2020
April	579	519
May	1,333	1,576
June	1,960	2,246
July	3,471	3,582
August	4,524	4,669
September	5,609	5,847
October	7,111	
November	8,871	
December	9,889	
January	11,083	
February	12,512	
March	13,950	
April	14,750	
May	14,732	
June	14,733	

### QUALITY

	Quantity	Base Number	Contract	AT	Region	England
% of FP17s for the same patient ID Re-attending within 3 months - Children	41	795	5.2%	9.3%	12.1%	11.5%
% of FP17s for the same patient ID Re-attending within 3 months - Adults	229	2,250	10.2%	13.4%	15.6%	15.4%
% of FP17s for the same patient ID Re-attending between 3 & 9 months - Children	627	795	78.9%	62.4%	61.2%	59.7%
% of FP17s for the same patient ID Re-attending between 3 & 9 months - Adults	1,160	2,250	51.6%	55.9%	54.3%	51.7%
% of FP17s for Band 1 Urgent Courses	124	2,765	4.5%	7.9%	9.1%	9.2%
% of FP17s Relating to Free Repair or Replacements	43	2,765	1.6%	1.2%	0.9%	0.7%
% of FP17s Relating to Continuations	14	2,765	0.5%	1.0%	1.0%	0.8%
% of Patients satisfied with the dentistry they have received	3	3	N/A	95.6%	94.4%	93.5%
% of Patients satisfied with the time they had to wait for an appointment	3	3	N/A	87.9%	88.1%	87.4%

\* This is based on patients treated on this contract for their most recent course of treatment. Figures in italics indicate the base number of FP17s or Patient Questionnaire responses are less than 100. N/A is shown where the base number of responses is less than 10 during the period. % is calculated as Quantity/Base number\*100

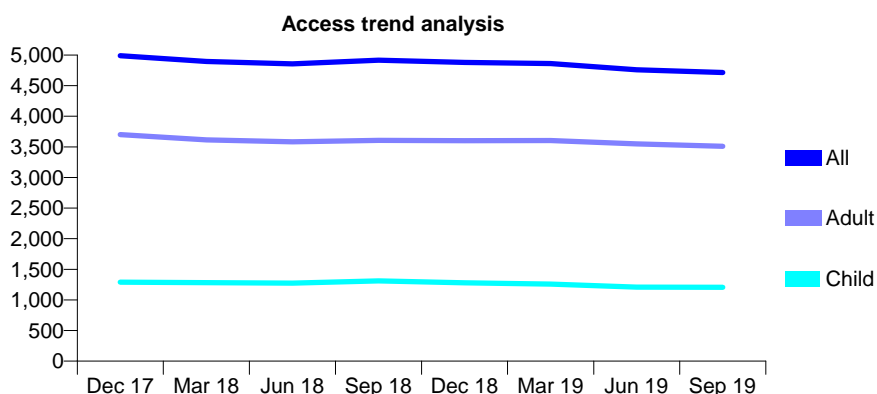
## Q51 - Vital Signs At a Glance Contract Report for 177504/0001 - September 2019

Name or company name	Hurlfield Ltd
Contract type name	GDS Contract
Purpose of contract	General
Contract start date	05/10/2009
Contract end date	

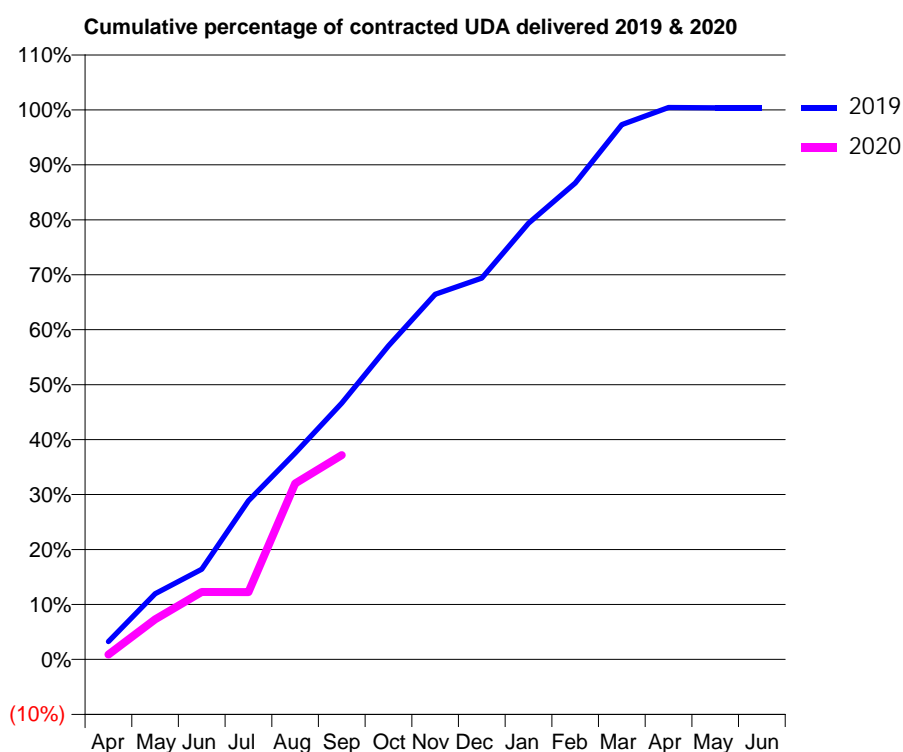
19/20 Contracted general activity (UDA)	15,000
Carry forward general activity (UDA)	-57
19/20 Contracted orthodontic activity (UOA)	0
Carry forward orthodontic activity (UOA)	0
Baseline contract value	£439,477.80

### ACCESS\*

Patients seen in 24 months	Total	Change since previous quarter
Quarter ending September 2018	4,917	
Quarter ending December 2018	4,879	→
Quarter ending March 2019	4,862	→
Quarter ending June 2019	4,759	↓
Quarter ending September 2019	4,716	→
<b>Variance since September 2018</b>	<b>(4.1%)</b>	<b>↓</b>



### ACTIVITY



Month	2019	2020
April	486	133
May	1,792	1,095
June	2,462	1,839
July	4,331	1,838
August	5,632	4,801
September	7,000	5,575
October	8,561	
November	9,966	
December	10,408	
January	11,904	
February	13,006	
March	14,595	
April	15,064	
May	15,058	
June	15,057	

### QUALITY

	Quantity	Base Number	Contract	AT	Region	England
% of FP17s for the same patient ID Re-attending within 3 months - Children	51	884	5.8%	9.3%	12.1%	11.5%
% of FP17s for the same patient ID Re-attending within 3 months - Adults	267	2,259	11.8%	13.4%	15.6%	15.4%
% of FP17s for the same patient ID Re-attending between 3 & 9 months - Children	625	884	70.7%	62.4%	61.2%	59.7%
% of FP17s for the same patient ID Re-attending between 3 & 9 months - Adults	1,431	2,259	63.3%	55.9%	54.3%	51.7%
% of FP17s for Band 1 Urgent Courses	150	2,941	5.1%	7.9%	9.1%	9.2%
% of FP17s Relating to Free Repair or Replacements	63	2,941	2.1%	1.2%	0.9%	0.7%
% of FP17s Relating to Continuations	24	2,941	0.8%	1.0%	1.0%	0.8%
% of Patients satisfied with the dentistry they have received	2	2	N/A	95.6%	94.4%	93.5%
% of Patients satisfied with the time they had to wait for an appointment	2	2	N/A	87.9%	88.1%	87.4%

\* This is based on patients treated on this contract for their most recent course of treatment. Figures in italics indicate the base number of FP17s or Patient Questionnaire responses are less than 100. N/A is shown where the base number of responses is less than 10 during the period. % is calculated as Quantity/Base number\*100

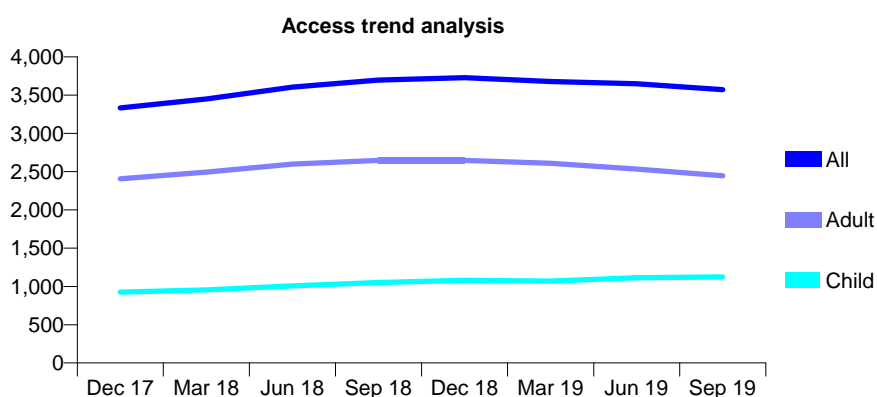
## Q51 - Vital Signs At a Glance Contract Report for 180912/0001 - September 2019

Name or company name	Galer Farrer
Contract type name	GDS Contract
Purpose of contract	General
Contract start date	01/09/2009
Contract end date	

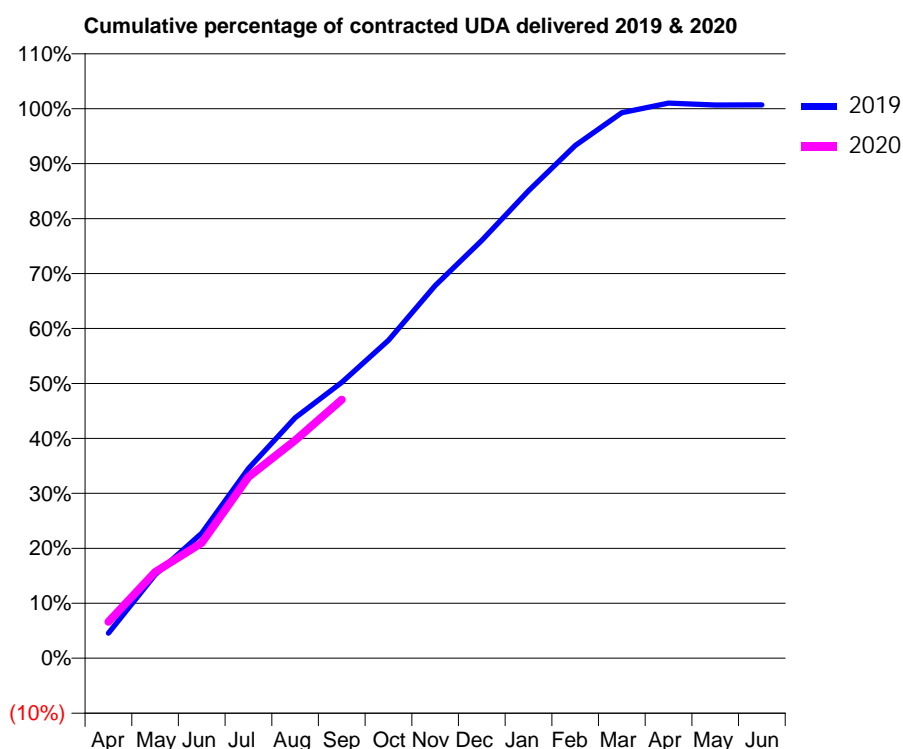
19/20 Contracted general activity (UDA)	9,649
Carry forward general activity (UDA)	-66
19/20 Contracted orthodontic activity (UOA)	0
Carry forward orthodontic activity (UOA)	0
Baseline contract value	£326,082.73

### ACCESS\*

Patients seen in 24 months	Total	Change since previous quarter
Quarter ending September 2018	3,697	
Quarter ending December 2018	3,727	→
Quarter ending March 2019	3,679	↓
Quarter ending June 2019	3,648	→
Quarter ending September 2019	3,570	↓
<b>Variance since September 2018</b>	<b>(3.4%)</b>	<b>↓</b>



### ACTIVITY



Month	2019	2020
April	438	641
May	1,466	1,515
June	2,195	2,024
July	3,331	3,183
August	4,222	3,827
September	4,843	4,538
October	5,582	
November	6,542	
December	7,336	
January	8,206	
February	9,003	
March	9,577	
April	9,747	
May	9,713	
June	9,715	

### QUALITY

	Quantity	Base Number	Contract	AT	Region	England
% of FP17s for the same patient ID Re-attending within 3 months - Children	65	1,006	6.5%	9.3%	12.1%	11.5%
% of FP17s for the same patient ID Re-attending within 3 months - Adults	177	1,736	10.2%	13.4%	15.6%	15.4%
% of FP17s for the same patient ID Re-attending between 3 & 9 months - Children	715	1,006	71.1%	62.4%	61.2%	59.7%
% of FP17s for the same patient ID Re-attending between 3 & 9 months - Adults	1,059	1,736	61.0%	55.9%	54.3%	51.7%
% of FP17s for Band 1 Urgent Courses	122	2,637	4.6%	7.9%	9.1%	9.2%
% of FP17s Relating to Free Repair or Replacements	44	2,637	1.7%	1.2%	0.9%	0.7%
% of FP17s Relating to Continuations	17	2,637	0.6%	1.0%	1.0%	0.8%
% of Patients satisfied with the dentistry they have received	1	1	N/A	95.6%	94.4%	93.5%
% of Patients satisfied with the time they had to wait for an appointment	0	1	N/A	87.9%	88.1%	87.4%

\* This is based on patients treated on this contract for their most recent course of treatment.

Figures in italics indicate the base number of FP17s or Patient Questionnaire responses are less than 100. N/A is shown where the base number of responses is less than 10 during the period. % is calculated as Quantity/Base number\*100



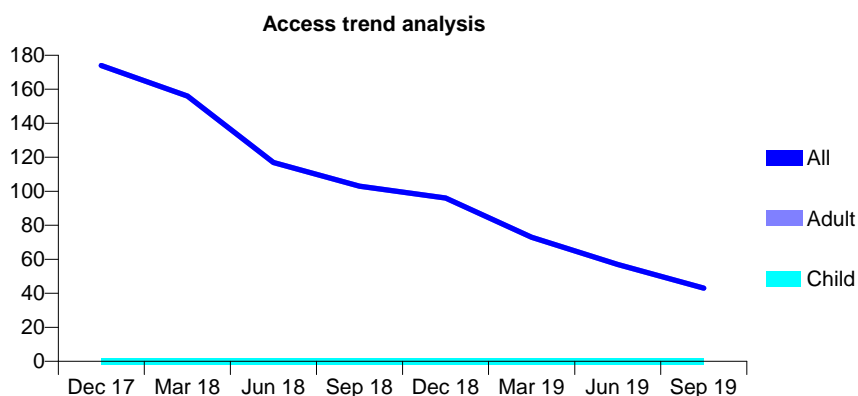
## Q51 - Vital Signs At a Glance Contract Report for 180912/0002 - September 2019

Name or company name	Galer Farrer
Contract type name	GDS Contract
Purpose of contract	General
Contract start date	01/09/2009
Contract end date	

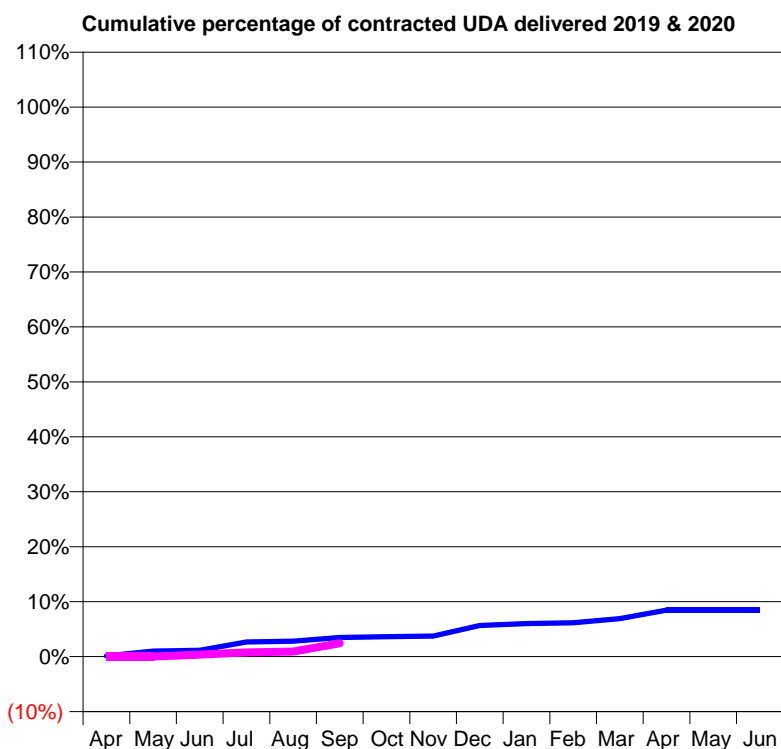
19/20 Contracted general activity (UDA)	788
Carry forward general activity (UDA)	0
19/20 Contracted orthodontic activity (UOA)	0
Carry forward orthodontic activity (UOA)	0
Baseline contract value	£49,058.62

### ACCESS\*

Patients seen in 24 months	Total	Change since previous quarter
Quarter ending September 2018	103	
Quarter ending December 2018	96	↓
Quarter ending March 2019	73	↓
Quarter ending June 2019	57	↓
Quarter ending September 2019	43	↓
<b>Variance since September 2018</b>	<b>(58.3%)</b>	<b>↓</b>



### ACTIVITY



Month	Adjusted Scheduled Activity (UDA)	
	2019	2020
April	1	0
May	8	0
June	9	3
July	21	6
August	22	7
September	27	19
October	29	
November	30	
December	45	
January	48	
February	49	
March	55	
April	67	
May	67	
June	67	

### QUALITY

	Quantity	Base Number	Contract	AT	Region	England
% of FP17s for the same patient ID Re-attending within 3 months - Children	0	0	N/A	9.3%	12.1%	11.5%
% of FP17s for the same patient ID Re-attending within 3 months - Adults	1	5	20.0%	13.4%	15.6%	15.4%
% of FP17s for the same patient ID Re-attending between 3 & 9 months - Children	0	0	N/A	62.4%	61.2%	59.7%
% of FP17s for the same patient ID Re-attending between 3 & 9 months - Adults	0	5	0.0%	55.9%	54.3%	51.7%
% of FP17s for Band 1 Urgent Courses	1	4	25.0%	7.9%	9.1%	9.2%
% of FP17s Relating to Free Repair or Replacements	0	4	0.0%	1.2%	0.9%	0.7%
% of FP17s Relating to Continuations	0	4	0.0%	1.0%	1.0%	0.8%
% of Patients satisfied with the dentistry they have received	0	0	N/A	95.6%	94.4%	93.5%
% of Patients satisfied with the time they had to wait for an appointment	0	0	N/A	87.9%	88.1%	87.4%

\* This is based on patients treated on this contract for their most recent course of treatment. Figures in italics indicate the base number of FP17s or Patient Questionnaire responses are less than 100. N/A is shown where the base number of responses is less than 10 during the period. % is calculated as Quantity/Base number\*100

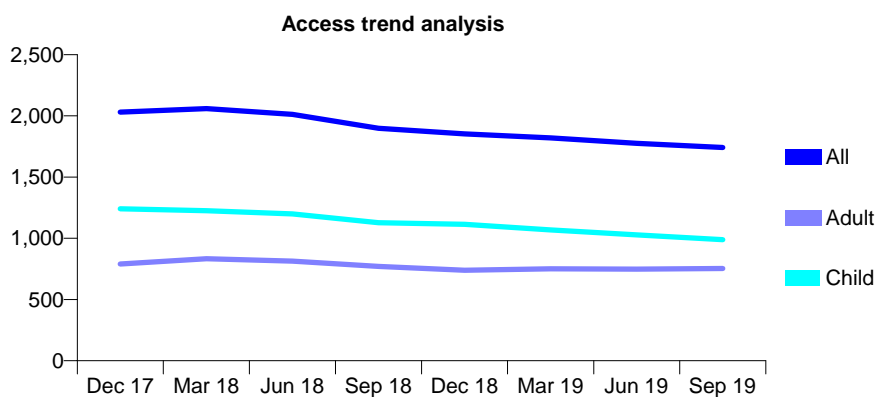
## Q51 - Vital Signs At a Glance Contract Report for 181196/0007 - September 2019

Name or company name	Rotherham NHS Foundation Trust
Contract type name	PDS Contract
Purpose of contract	General
Contract start date	01/04/2011
Contract end date	30/09/2023

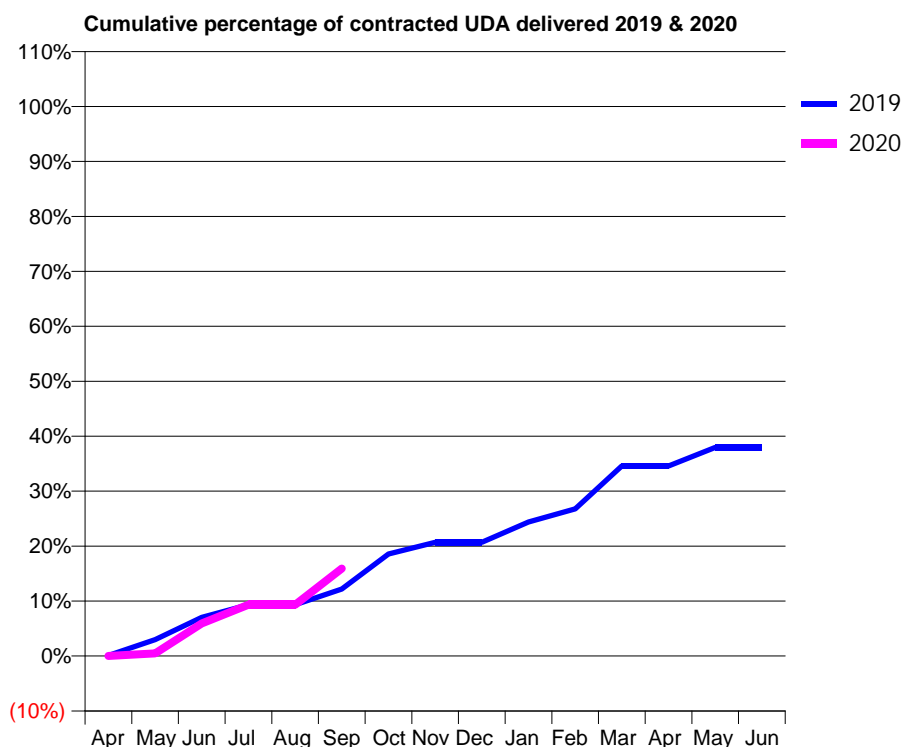
19/20 Contracted general activity (UDA)	9,000
Carry forward general activity (UDA)	0
19/20 Contracted orthodontic activity (UOA)	0
Carry forward orthodontic activity (UOA)	0
Baseline contract value	£813,621.84

### ACCESS\*

Patients seen in 24 months	Total	Change since previous quarter
Quarter ending September 2018	1,899	
Quarter ending December 2018	1,853	↓
Quarter ending March 2019	1,820	↓
Quarter ending June 2019	1,776	↓
Quarter ending September 2019	1,742	↓
<b>Variance since September 2018</b>	<b>(8.3%)</b>	<b>↓</b>



### ACTIVITY



Month	Adjusted Scheduled Activity (UDA)	
	2019	2020
April	9	0
May	270	45
June	635	534
July	840	839
August	840	839
September	1,097	1,434
October	1,671	
November	1,862	
December	1,862	
January	2,197	
February	2,410	
March	3,114	
April	3,114	
May	3,416	
June	3,416	

### QUALITY

	Quantity	Base Number	Contract	AT	Region	England
% of FP17s for the same patient ID Re-attending within 3 months - Children	22	611	3.6%	9.3%	12.1%	11.5%
% of FP17s for the same patient ID Re-attending within 3 months - Adults	38	510	7.5%	13.4%	15.6%	15.4%
% of FP17s for the same patient ID Re-attending between 3 & 9 months - Children	278	611	45.5%	62.4%	61.2%	59.7%
% of FP17s for the same patient ID Re-attending between 3 & 9 months - Adults	259	510	50.8%	55.9%	54.3%	51.7%
% of FP17s for Band 1 Urgent Courses	40	919	4.4%	7.9%	9.1%	9.2%
% of FP17s Relating to Free Repair or Replacements	0	919	0.0%	1.2%	0.9%	0.7%
% of FP17s Relating to Continuations	1	919	0.1%	1.0%	1.0%	0.8%
% of Patients satisfied with the dentistry they have received	0	0	N/A	95.6%	94.4%	93.5%
% of Patients satisfied with the time they had to wait for an appointment	0	0	N/A	87.9%	88.1%	87.4%

\* This is based on patients treated on this contract for their most recent course of treatment. Figures in italics indicate the base number of FP17s or Patient Questionnaire responses are less than 100. N/A is shown where the base number of responses is less than 10 during the period. % is calculated as Quantity/Base number\*100

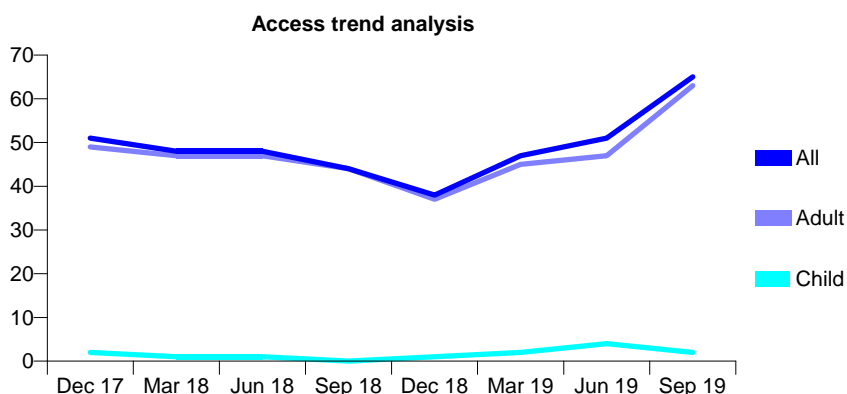
## Q51 - Vital Signs At a Glance Contract Report for 181196/0008 - September 2019

Name or company name	Rotherham NHS Foundation Trust
Contract type name	PDS Contract
Purpose of contract	General
Contract start date	01/04/2011
Contract end date	30/09/2023

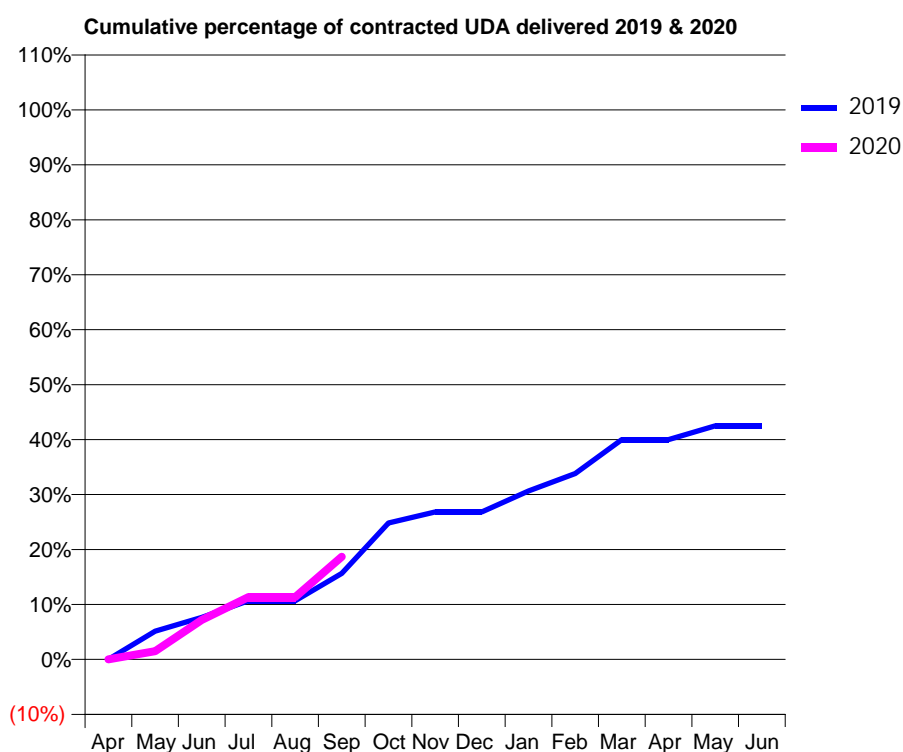
19/20 Contracted general activity (UDA)	600
Carry forward general activity (UDA)	0
19/20 Contracted orthodontic activity (UOA)	0
Carry forward orthodontic activity (UOA)	0
Baseline contract value	£54,241.45

### ACCESS\*

Patients seen in 24 months	Total	Change since previous quarter
Quarter ending September 2018	44	
Quarter ending December 2018	38	↓
Quarter ending March 2019	47	↑
Quarter ending June 2019	51	↑
Quarter ending September 2019	65	↑
<b>Variance since September 2018</b>	<b>47.7%</b>	<b>↑</b>



### ACTIVITY



Month	Adjusted Scheduled Activity (UDA)	
	2019	2020
April	0	0
May	31	9
June	46	43
July	64	68
August	64	68
September	94	112
October	149	
November	161	
December	161	
January	184	
February	203	
March	240	
April	240	
May	255	
June	255	

### QUALITY

	Quantity	Base Number	Contract	AT	Region	England
% of FP17s for the same patient ID Re-attending within 3 months - Children	0	4	0.0%	9.3%	12.1%	11.5%
% of FP17s for the same patient ID Re-attending within 3 months - Adults	0	42	0.0%	13.4%	15.6%	15.4%
% of FP17s for the same patient ID Re-attending between 3 & 9 months - Children	0	4	0.0%	62.4%	61.2%	59.7%
% of FP17s for the same patient ID Re-attending between 3 & 9 months - Adults	0	42	0.0%	55.9%	54.3%	51.7%
% of FP17s for Band 1 Urgent Courses	0	40	0.0%	7.9%	9.1%	9.2%
% of FP17s Relating to Free Repair or Replacements	0	40	0.0%	1.2%	0.9%	0.7%
% of FP17s Relating to Continuations	0	40	0.0%	1.0%	1.0%	0.8%
% of Patients satisfied with the dentistry they have received	0	0	N/A	95.6%	94.4%	93.5%
% of Patients satisfied with the time they had to wait for an appointment	0	0	N/A	87.9%	88.1%	87.4%

\* This is based on patients treated on this contract for their most recent course of treatment. Figures in italics indicate the base number of FP17s or Patient Questionnaire responses are less than 100. N/A is shown where the base number of responses is less than 10 during the period. % is calculated as Quantity/Base number\*100

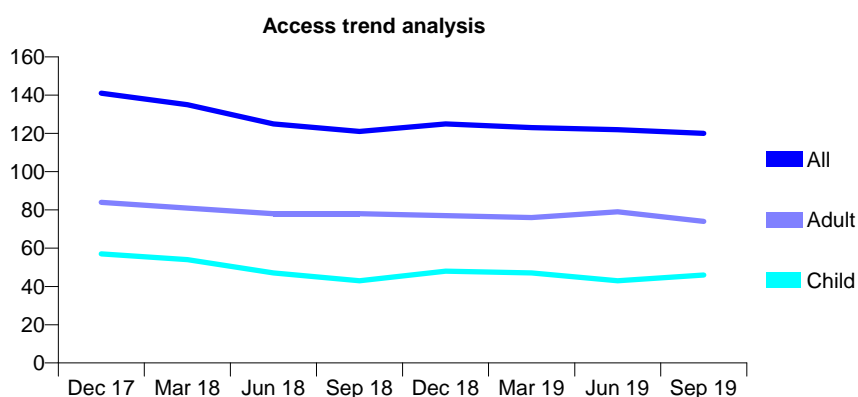
## Q51 - Vital Signs At a Glance Contract Report for 181196/0009 - September 2019

Name or company name	Rotherham NHS Foundation Trust
Contract type name	PDS Contract
Purpose of contract	General
Contract start date	01/04/2011
Contract end date	30/09/2023

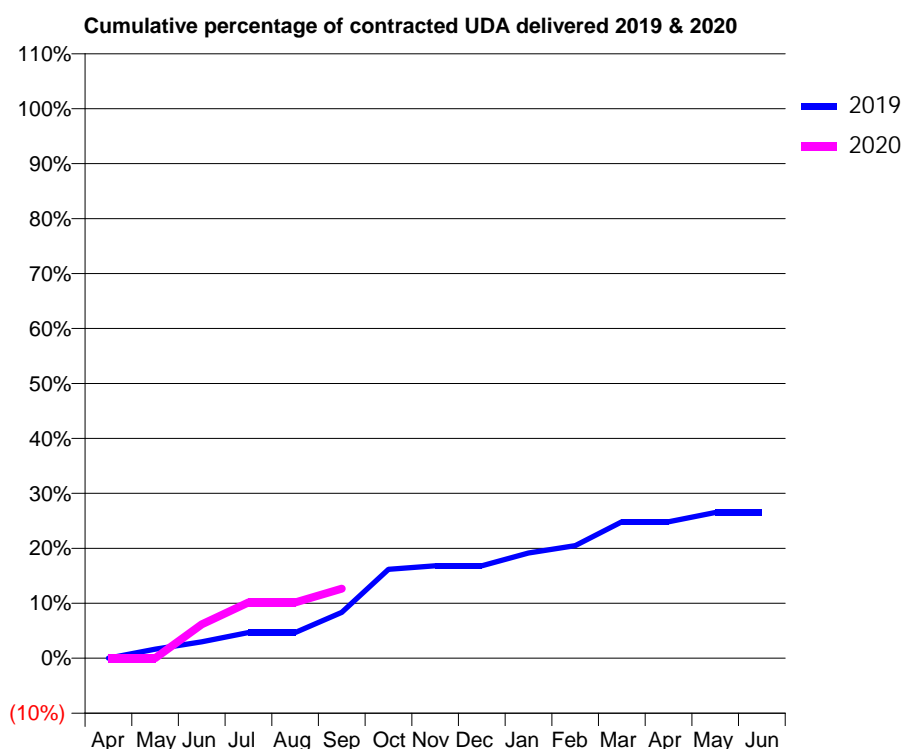
19/20 Contracted general activity (UDA)	600
Carry forward general activity (UDA)	0
19/20 Contracted orthodontic activity (UOA)	0
Carry forward orthodontic activity (UOA)	0
Baseline contract value	£54,241.45

### ACCESS\*

Patients seen in 24 months	Total	Change since previous quarter
Quarter ending September 2018	121	
Quarter ending December 2018	125	↑
Quarter ending March 2019	123	↓
Quarter ending June 2019	122	→
Quarter ending September 2019	120	↓
<b>Variance since September 2018</b>	<b>(0.8%)</b>	<b>→</b>



### ACTIVITY



Month	2019	2020
April	0	0
May	10	0
June	18	37
July	28	61
August	28	61
September	50	76
October	97	
November	101	
December	101	
January	115	
February	123	
March	149	
April	149	
May	159	
June	159	

### QUALITY

	Quantity	Base Number	Contract	AT	Region	England
% of FP17s for the same patient ID Re-attending within 3 months - Children	0	26	0.0%	9.3%	12.1%	11.5%
% of FP17s for the same patient ID Re-attending within 3 months - Adults	2	44	4.5%	13.4%	15.6%	15.4%
% of FP17s for the same patient ID Re-attending between 3 & 9 months - Children	9	26	34.6%	62.4%	61.2%	59.7%
% of FP17s for the same patient ID Re-attending between 3 & 9 months - Adults	23	44	52.3%	55.9%	54.3%	51.7%
% of FP17s for Band 1 Urgent Courses	0	60	0.0%	7.9%	9.1%	9.2%
% of FP17s Relating to Free Repair or Replacements	0	60	0.0%	1.2%	0.9%	0.7%
% of FP17s Relating to Continuations	0	60	0.0%	1.0%	1.0%	0.8%
% of Patients satisfied with the dentistry they have received	0	0	N/A	95.6%	94.4%	93.5%
% of Patients satisfied with the time they had to wait for an appointment	0	0	N/A	87.9%	88.1%	87.4%

\* This is based on patients treated on this contract for their most recent course of treatment.

Figures in italics indicate the base number of FP17s or Patient Questionnaire responses are less than 100. N/A is shown where the base number of responses is less than 10 during the period. % is calculated as Quantity/Base number\*100

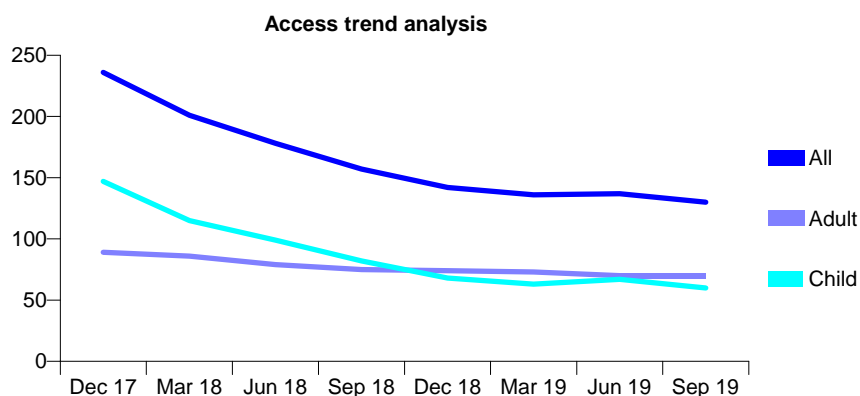
## Q51 - Vital Signs At a Glance Contract Report for 181196/0010 - September 2019

Name or company name	Rotherham NHS Foundation Trust
Contract type name	PDS Contract
Purpose of contract	General
Contract start date	01/04/2011
Contract end date	30/09/2023

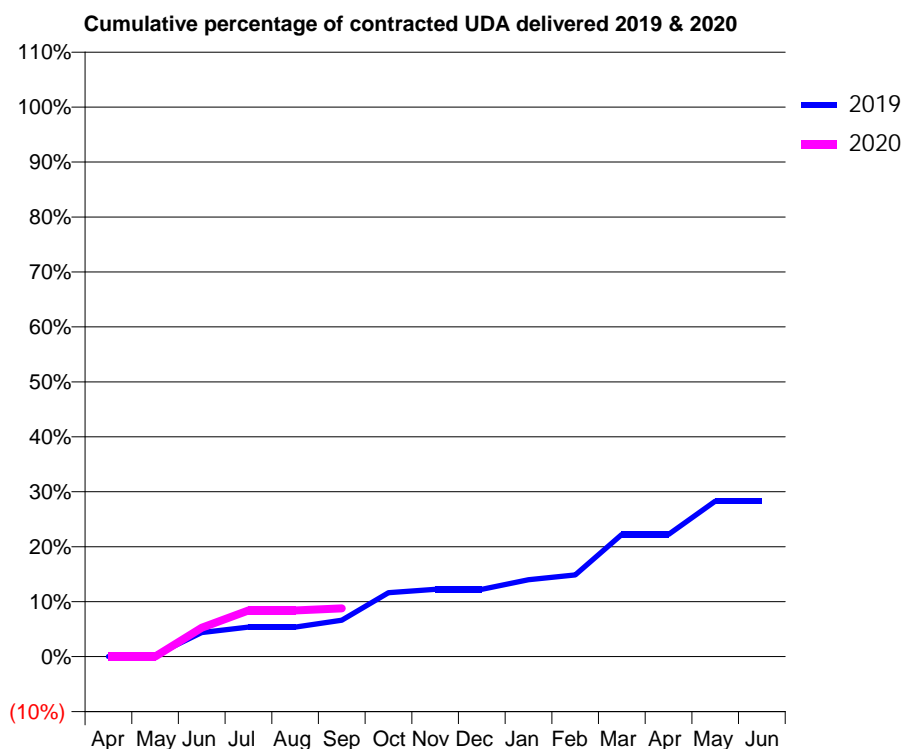
19/20 Contracted general activity (UDA)	800
Carry forward general activity (UDA)	0
19/20 Contracted orthodontic activity (UOA)	0
Carry forward orthodontic activity (UOA)	0
Baseline contract value	£72,321.95

### ACCESS\*

Patients seen in 24 months	Total	Change since previous quarter
Quarter ending September 2018	157	
Quarter ending December 2018	142	↓
Quarter ending March 2019	136	↓
Quarter ending June 2019	137	→
Quarter ending September 2019	130	↓
<b>Variance since September 2018</b>	<b>(17.2%)</b>	<b>↓</b>



### ACTIVITY



Month	Adjusted Scheduled Activity (UDA)	
	2019	2020
April	0	0
May	2	0
June	35	42
July	43	67
August	43	67
September	53	70
October	93	
November	98	
December	98	
January	112	
February	119	
March	178	
April	178	
May	226	
June	226	

### QUALITY

	Quantity	Base Number	Contract	AT	Region	England
% of FP17s for the same patient ID Re-attending within 3 months - Children	2	50	4.0%	9.3%	12.1%	11.5%
% of FP17s for the same patient ID Re-attending within 3 months - Adults	2	38	5.3%	13.4%	15.6%	15.4%
% of FP17s for the same patient ID Re-attending between 3 & 9 months - Children	23	50	46.0%	62.4%	61.2%	59.7%
% of FP17s for the same patient ID Re-attending between 3 & 9 months - Adults	26	38	68.4%	55.9%	54.3%	51.7%
% of FP17s for Band 1 Urgent Courses	1	54	1.9%	7.9%	9.1%	9.2%
% of FP17s Relating to Free Repair or Replacements	0	54	0.0%	1.2%	0.9%	0.7%
% of FP17s Relating to Continuations	0	54	0.0%	1.0%	1.0%	0.8%
% of Patients satisfied with the dentistry they have received	0	0	N/A	95.6%	94.4%	93.5%
% of Patients satisfied with the time they had to wait for an appointment	0	0	N/A	87.9%	88.1%	87.4%

\* This is based on patients treated on this contract for their most recent course of treatment. Figures in italics indicate the base number of FP17s or Patient Questionnaire responses are less than 100. N/A is shown where the base number of responses is less than 10 during the period. % is calculated as Quantity/Base number\*100

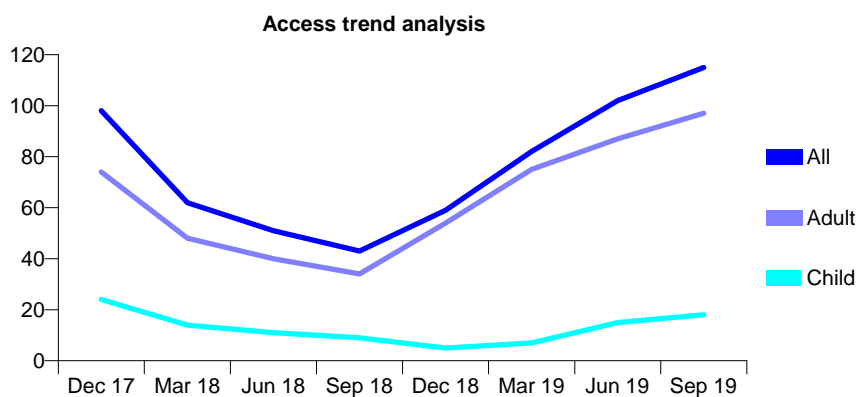
## Q51 - Vital Signs At a Glance Contract Report for 181196/0011 - September 2019

Name or company name	Rotherham NHS Foundation Trust
Contract type name	PDS Contract
Purpose of contract	General
Contract start date	01/04/2011
Contract end date	30/09/2023

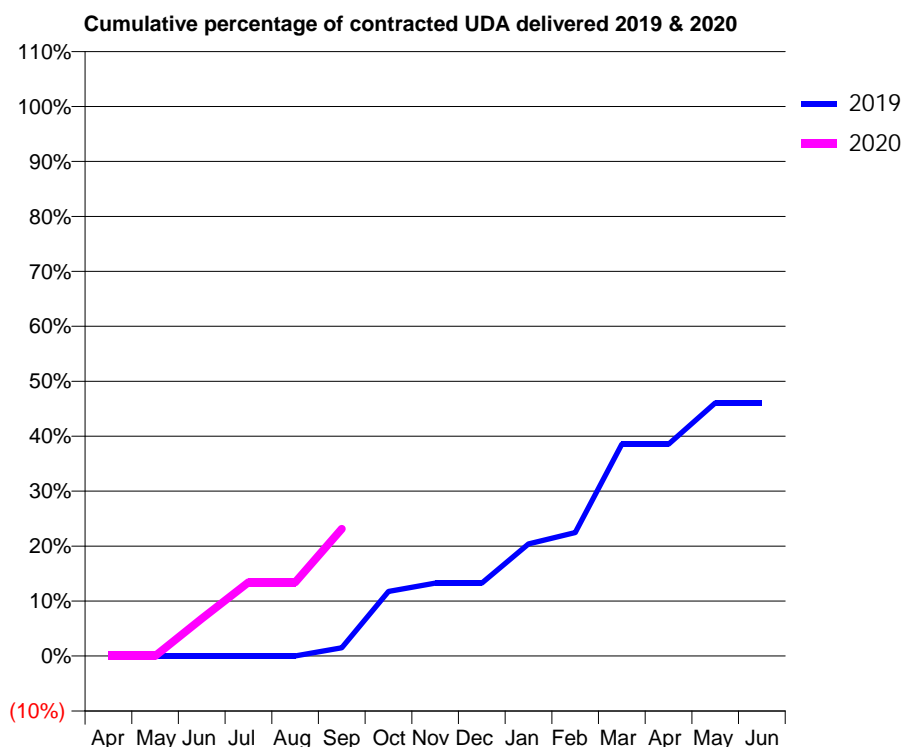
19/20 Contracted general activity (UDA)	400
Carry forward general activity (UDA)	0
19/20 Contracted orthodontic activity (UOA)	0
Carry forward orthodontic activity (UOA)	0
Baseline contract value	£36,160.98

### ACCESS\*

Patients seen in 24 months	Total	Change since previous quarter
Quarter ending September 2018	43	
Quarter ending December 2018	59	↑
Quarter ending March 2019	82	↑
Quarter ending June 2019	102	↑
Quarter ending September 2019	115	↑
<b>Variance since September 2018</b>	<b>167.4%</b>	<b>↑</b>



### ACTIVITY



Month	Adjusted Scheduled Activity (UDA)	
	2019	2020
April	0	0
May	0	0
June	0	27
July	0	54
August	0	54
September	6	93
October	47	
November	53	
December	53	
January	82	
February	90	
March	154	
April	154	
May	184	
June	184	

### QUALITY

	Quantity	Base Number	Contract	AT	Region	England
% of FP17s for the same patient ID Re-attending within 3 months - Children	0	23	0.0%	9.3%	12.1%	11.5%
% of FP17s for the same patient ID Re-attending within 3 months - Adults	5	72	6.9%	13.4%	15.6%	15.4%
% of FP17s for the same patient ID Re-attending between 3 & 9 months - Children	2	23	8.7%	62.4%	61.2%	59.7%
% of FP17s for the same patient ID Re-attending between 3 & 9 months - Adults	30	72	41.7%	55.9%	54.3%	51.7%
% of FP17s for Band 1 Urgent Courses	3	64	4.7%	7.9%	9.1%	9.2%
% of FP17s Relating to Free Repair or Replacements	0	64	0.0%	1.2%	0.9%	0.7%
% of FP17s Relating to Continuations	0	64	0.0%	1.0%	1.0%	0.8%
% of Patients satisfied with the dentistry they have received	1	1	N/A	95.6%	94.4%	93.5%
% of Patients satisfied with the time they had to wait for an appointment	1	1	N/A	87.9%	88.1%	87.4%

\* This is based on patients treated on this contract for their most recent course of treatment. Figures in italics indicate the base number of FP17s or Patient Questionnaire responses are less than 100. N/A is shown where the base number of responses is less than 10 during the period. % is calculated as Quantity/Base number\*100

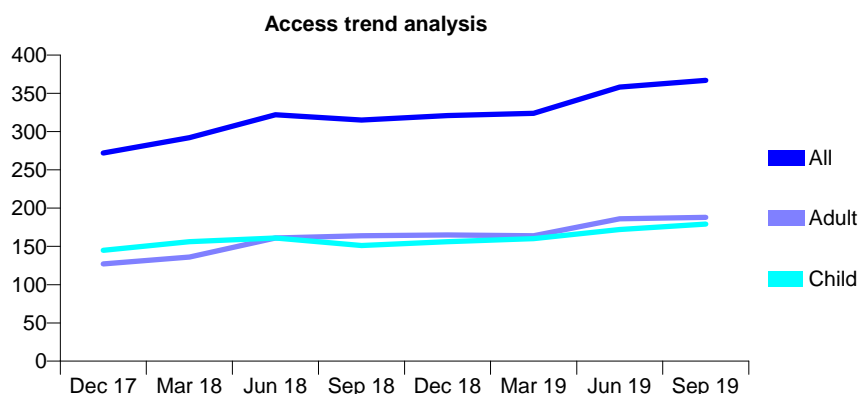
## Q51 - Vital Signs At a Glance Contract Report for 181196/0014 - September 2019

Name or company name	Rotherham NHS Foundation Trust
Contract type name	PDS Contract
Purpose of contract	General
Contract start date	01/04/2011
Contract end date	30/09/2023

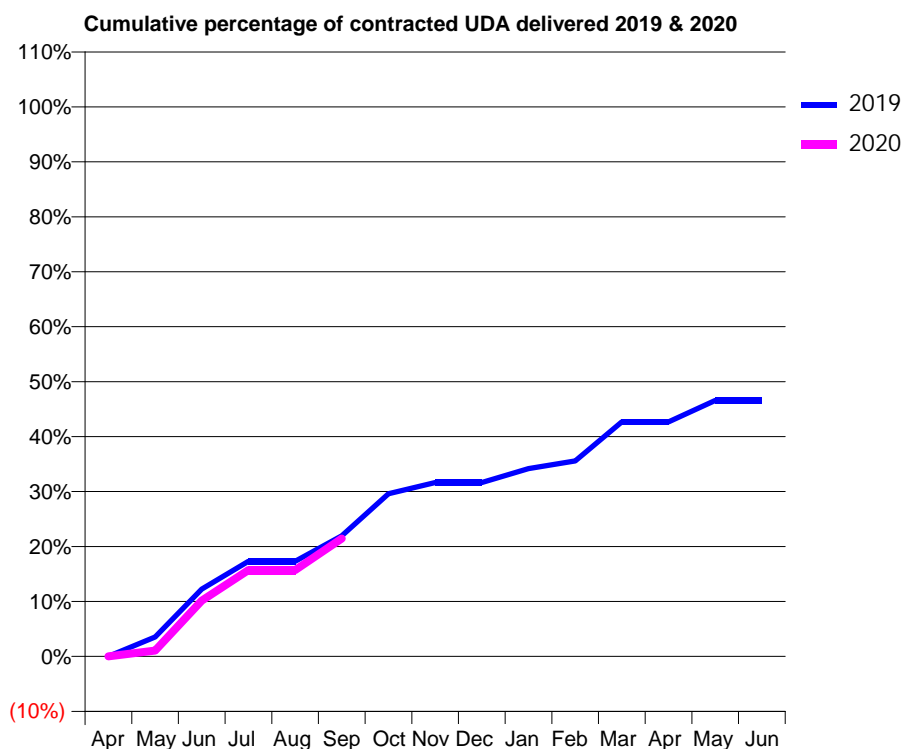
19/20 Contracted general activity (UDA)	1,500
Carry forward general activity (UDA)	0
19/20 Contracted orthodontic activity (UOA)	0
Carry forward orthodontic activity (UOA)	0
Baseline contract value	£245,500.20

### ACCESS\*

Patients seen in 24 months	Total	Change since previous quarter
Quarter ending September 2018	315	
Quarter ending December 2018	321	→
Quarter ending March 2019	324	→
Quarter ending June 2019	358	↑
Quarter ending September 2019	367	↑
<b>Variance since September 2018</b>	<b>16.5%</b>	<b>↑</b>



### ACTIVITY



Month	Adjusted Scheduled Activity (UDA)	
	2019	2020
April	0	0
May	53	16
June	184	152
July	260	236
August	260	236
September	329	322
October	444	
November	475	
December	475	
January	513	
February	534	
March	640	
April	640	
May	699	
June	699	

### QUALITY

	Quantity	Base Number	Contract	AT	Region	England
% of FP17s for the same patient ID Re-attending within 3 months - Children	6	168	3.6%	9.3%	12.1%	11.5%
% of FP17s for the same patient ID Re-attending within 3 months - Adults	3	131	2.3%	13.4%	15.6%	15.4%
% of FP17s for the same patient ID Re-attending between 3 & 9 months - Children	77	168	45.8%	62.4%	61.2%	59.7%
% of FP17s for the same patient ID Re-attending between 3 & 9 months - Adults	52	131	39.7%	55.9%	54.3%	51.7%
% of FP17s for Band 1 Urgent Courses	5	257	1.9%	7.9%	9.1%	9.2%
% of FP17s Relating to Free Repair or Replacements	0	257	0.0%	1.2%	0.9%	0.7%
% of FP17s Relating to Continuations	0	257	0.0%	1.0%	1.0%	0.8%
% of Patients satisfied with the dentistry they have received	0	0	N/A	95.6%	94.4%	93.5%
% of Patients satisfied with the time they had to wait for an appointment	0	0	N/A	87.9%	88.1%	87.4%

\* This is based on patients treated on this contract for their most recent course of treatment. Figures in italics indicate the base number of FP17s or Patient Questionnaire responses are less than 100. N/A is shown where the base number of responses is less than 10 during the period. % is calculated as Quantity/Base number\*100

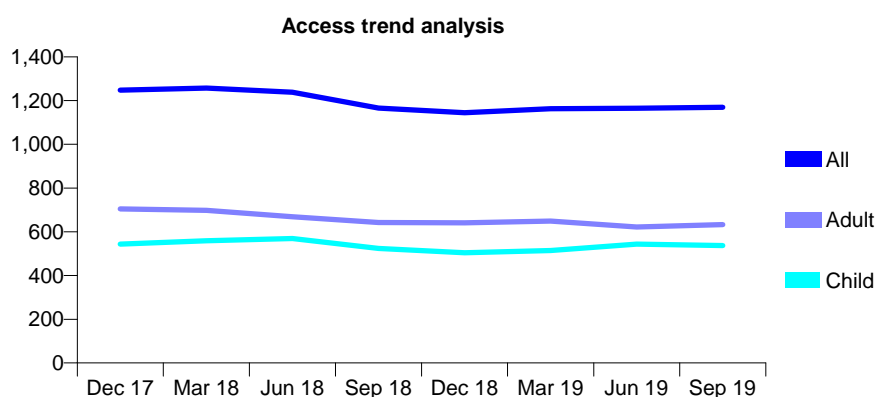
## Q51 - Vital Signs At a Glance Contract Report for 181196/0015 - September 2019

Name or company name	Rotherham NHS Foundation Trust
Contract type name	PDS Contract
Purpose of contract	General
Contract start date	01/04/2011
Contract end date	30/09/2023

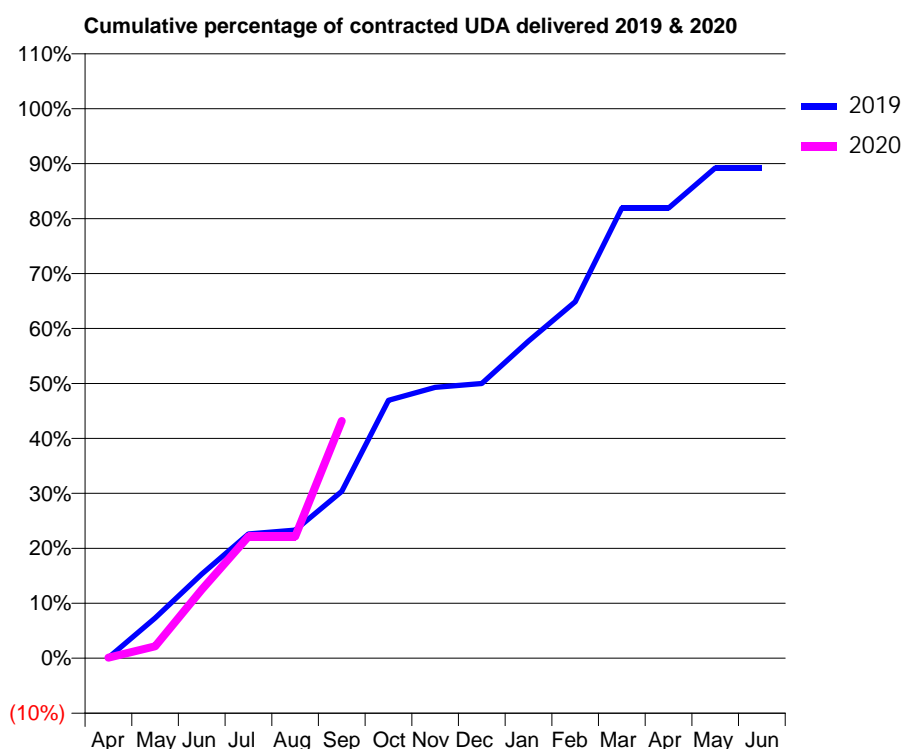
19/20 Contracted general activity (UDA)	2,500
Carry forward general activity (UDA)	0
19/20 Contracted orthodontic activity (UOA)	0
Carry forward orthodontic activity (UOA)	0
Baseline contract value	£752,055.68

### ACCESS\*

Patients seen in 24 months	Total	Change since previous quarter
Quarter ending September 2018	1,166	
Quarter ending December 2018	1,145	↓
Quarter ending March 2019	1,163	→
Quarter ending June 2019	1,165	→
Quarter ending September 2019	1,170	→
<b>Variance since September 2018</b>	<b>0.3%</b>	<b>→</b>



### ACTIVITY



Month	2019	2020
April	3	3
May	183	54
June	383	312
July	565	553
August	583	553
September	759	1,080
October	1,173	
November	1,232	
December	1,250	
January	1,443	
February	1,622	
March	2,048	
April	2,048	
May	2,230	
June	2,230	

### QUALITY

	Quantity	Base Number	Contract	AT	Region	England
% of FP17s for the same patient ID Re-attending within 3 months - Children	45	484	9.3%	9.3%	12.1%	11.5%
% of FP17s for the same patient ID Re-attending within 3 months - Adults	27	346	7.8%	13.4%	15.6%	15.4%
% of FP17s for the same patient ID Re-attending between 3 & 9 months - Children	167	484	34.5%	62.4%	61.2%	59.7%
% of FP17s for the same patient ID Re-attending between 3 & 9 months - Adults	98	346	28.3%	55.9%	54.3%	51.7%
% of FP17s for Band 1 Urgent Courses	43	627	6.9%	7.9%	9.1%	9.2%
% of FP17s Relating to Free Repair or Replacements	0	627	0.0%	1.2%	0.9%	0.7%
% of FP17s Relating to Continuations	0	627	0.0%	1.0%	1.0%	0.8%
% of Patients satisfied with the dentistry they have received	0	0	N/A	95.6%	94.4%	93.5%
% of Patients satisfied with the time they had to wait for an appointment	0	0	N/A	87.9%	88.1%	87.4%

\* This is based on patients treated on this contract for their most recent course of treatment.

Figures in italics indicate the base number of FP17s or Patient Questionnaire responses are less than 100. N/A is shown where the base number of responses is less than 10 during the period. % is calculated as Quantity/Base number\*100



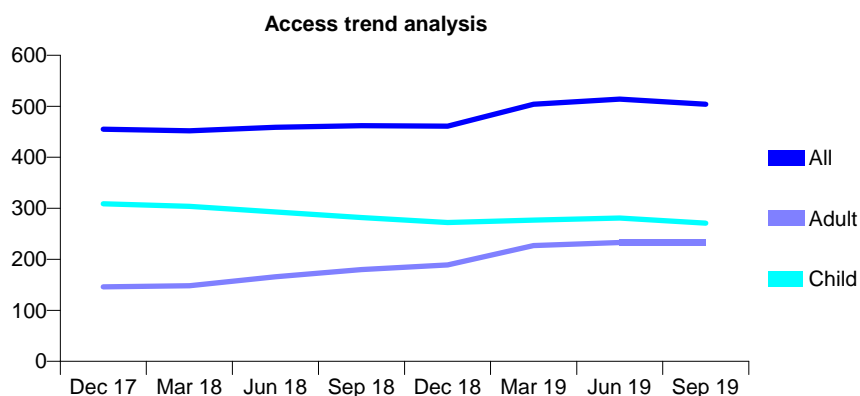
## Q51 - Vital Signs At a Glance Contract Report for 181196/0016 - September 2019

Name or company name	Rotherham NHS Foundation Trust
Contract type name	PDS Contract
Purpose of contract	General
Contract start date	01/04/2011
Contract end date	30/09/2023

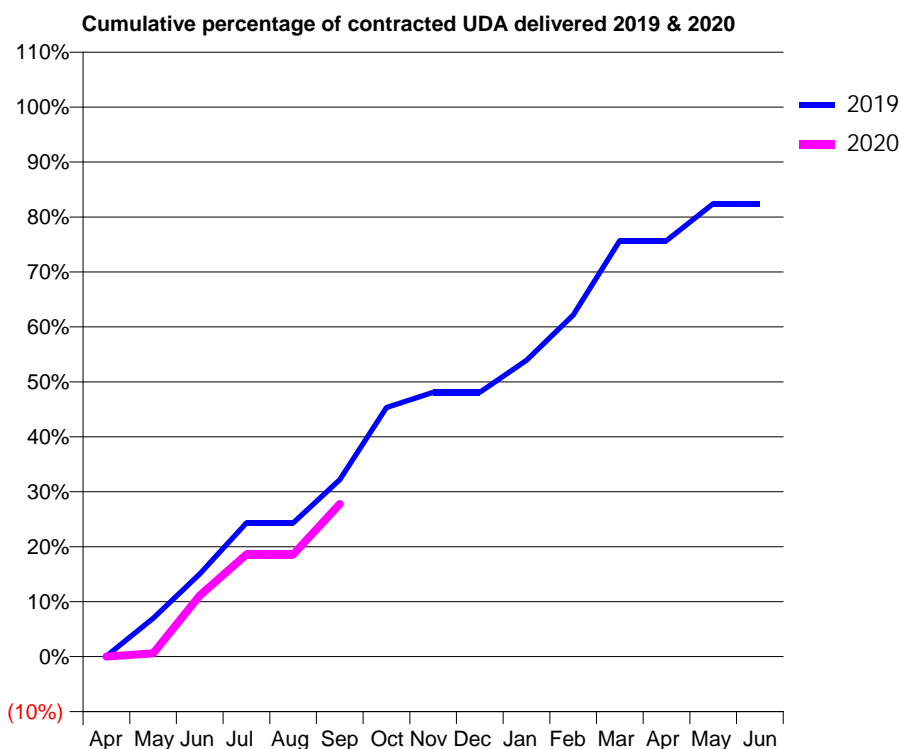
19/20 Contracted general activity (UDA)	1,200
Carry forward general activity (UDA)	0
19/20 Contracted orthodontic activity (UOA)	0
Carry forward orthodontic activity (UOA)	0
Baseline contract value	£283,114.45

### ACCESS\*

Patients seen in 24 months	Total	Change since previous quarter
Quarter ending September 2018	462	
Quarter ending December 2018	461	→
Quarter ending March 2019	504	↑
Quarter ending June 2019	514	→
Quarter ending September 2019	504	↓
<b>Variance since September 2018</b>	<b>9.1%</b>	<b>↑</b>



### ACTIVITY



Month	Adjusted Scheduled Activity (UDA)	
	2019	2020
April	1	0
May	84	7
June	181	134
July	292	223
August	292	223
September	386	333
October	544	
November	577	
December	577	
January	647	
February	746	
March	908	
April	908	
May	989	
June	989	

### QUALITY

	Quantity	Base Number	Contract	AT	Region	England
% of FP17s for the same patient ID Re-attending within 3 months - Children	9	187	4.8%	9.3%	12.1%	11.5%
% of FP17s for the same patient ID Re-attending within 3 months - Adults	6	101	5.9%	13.4%	15.6%	15.4%
% of FP17s for the same patient ID Re-attending between 3 & 9 months - Children	68	187	36.4%	62.4%	61.2%	59.7%
% of FP17s for the same patient ID Re-attending between 3 & 9 months - Adults	33	101	32.7%	55.9%	54.3%	51.7%
% of FP17s for Band 1 Urgent Courses	27	224	12.1%	7.9%	9.1%	9.2%
% of FP17s Relating to Free Repair or Replacements	0	224	0.0%	1.2%	0.9%	0.7%
% of FP17s Relating to Continuations	0	224	0.0%	1.0%	1.0%	0.8%
% of Patients satisfied with the dentistry they have received	0	0	N/A	95.6%	94.4%	93.5%
% of Patients satisfied with the time they had to wait for an appointment	0	0	N/A	87.9%	88.1%	87.4%

\* This is based on patients treated on this contract for their most recent course of treatment. Figures in italics indicate the base number of FP17s or Patient Questionnaire responses are less than 100. N/A is shown where the base number of responses is less than 10 during the period. % is calculated as Quantity/Base number\*100

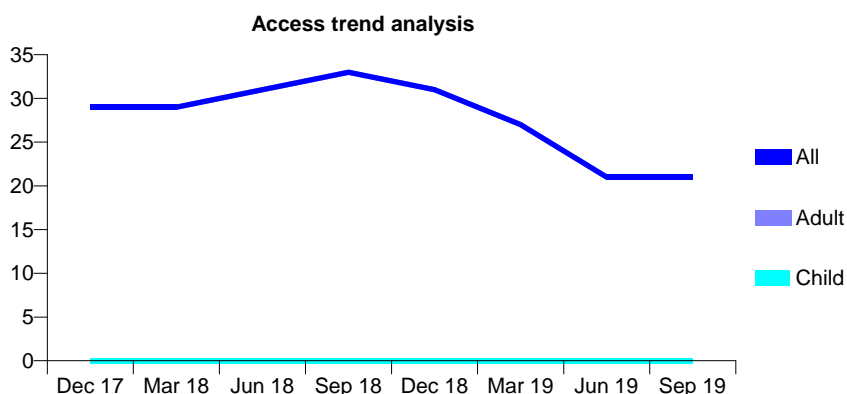
## Q51 - Vital Signs At a Glance Contract Report for 181196/0017 - September 2019

Name or company name	Rotherham NHS Foundation Trust
Contract type name	PDS Contract
Purpose of contract	General
Contract start date	01/04/2011
Contract end date	30/09/2023

19/20 Contracted general activity (UDA)	100
Carry forward general activity (UDA)	0
19/20 Contracted orthodontic activity (UOA)	0
Carry forward orthodontic activity (UOA)	0
Baseline contract value	£2,614.29

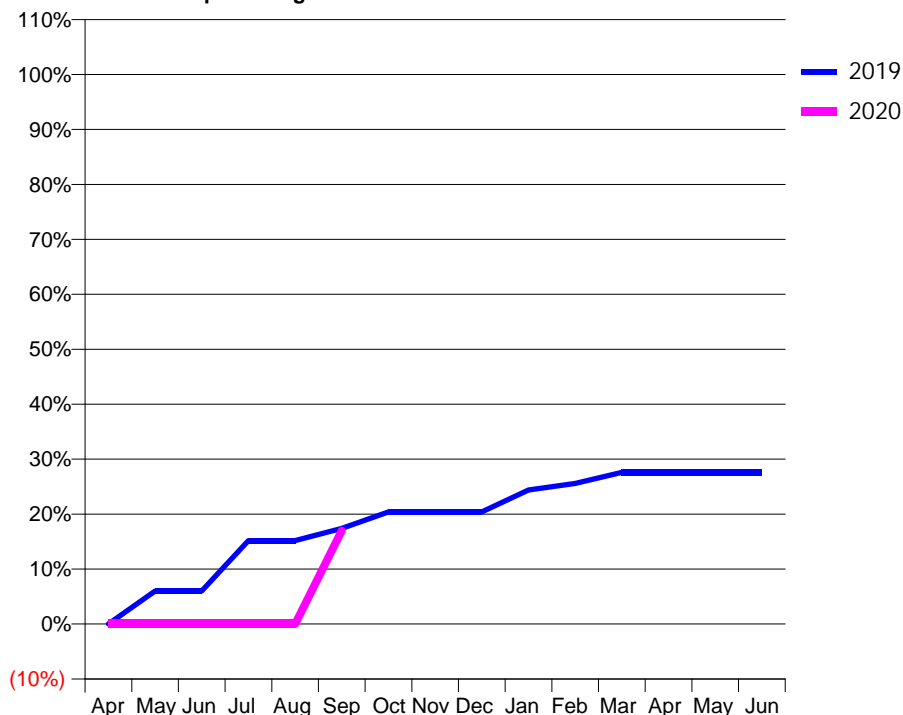
### ACCESS\*

Patients seen in 24 months	Total	Change since previous quarter
Quarter ending September 2018	33	
Quarter ending December 2018	31	↓
Quarter ending March 2019	27	↓
Quarter ending June 2019	21	↓
Quarter ending September 2019	21	→
<b>Variance since September 2018</b>	<b>(36.4%)</b>	<b>↓</b>



### ACTIVITY

Cumulative percentage of contracted UDA delivered 2019 & 2020



Adjusted Scheduled Activity (UDA)

Month	2019	2020
April	0	0
May	6	0
June	6	0
July	15	0
August	15	0
September	17	17
October	20	
November	20	
December	20	
January	24	
February	26	
March	28	
April	28	
May	28	
June	28	

### QUALITY

	Quantity	Base Number	Contract	AT	Region	England
% of FP17s for the same patient ID Re-attending within 3 months - Children	0	0	N/A	9.3%	12.1%	11.5%
% of FP17s for the same patient ID Re-attending within 3 months - Adults	0	4	0.0%	13.4%	15.6%	15.4%
% of FP17s for the same patient ID Re-attending between 3 & 9 months - Children	0	0	N/A	62.4%	61.2%	59.7%
% of FP17s for the same patient ID Re-attending between 3 & 9 months - Adults	1	4	25.0%	55.9%	54.3%	51.7%
% of FP17s for Band 1 Urgent Courses	0	4	0.0%	7.9%	9.1%	9.2%
% of FP17s Relating to Free Repair or Replacements	0	4	0.0%	1.2%	0.9%	0.7%
% of FP17s Relating to Continuations	0	4	0.0%	1.0%	1.0%	0.8%
% of Patients satisfied with the dentistry they have received	0	0	N/A	95.6%	94.4%	93.5%
% of Patients satisfied with the time they had to wait for an appointment	0	0	N/A	87.9%	88.1%	87.4%

\* This is based on patients treated on this contract for their most recent course of treatment.

Figures in italics indicate the base number of FP17s or Patient Questionnaire responses are less than 100. N/A is shown where the base number of responses is less than 10 during the period. % is calculated as Quantity/Base number\*100

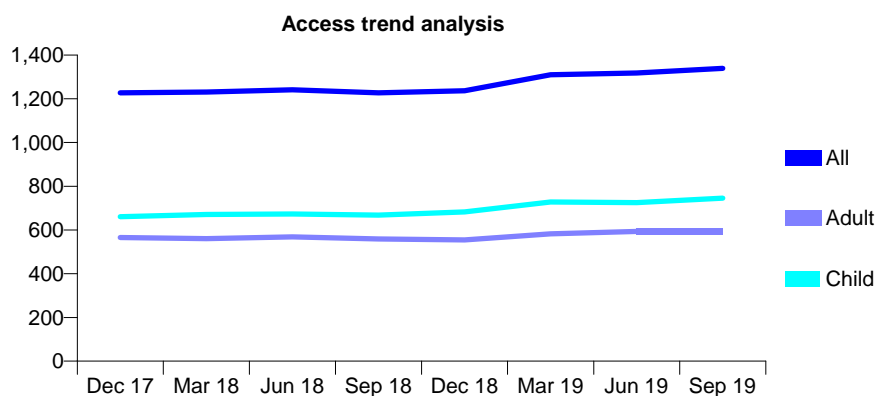
## Q51 - Vital Signs At a Glance Contract Report for 181196/0018 - September 2019

Name or company name	Rotherham NHS Foundation Trust
Contract type name	PDS Contract
Purpose of contract	General
Contract start date	01/04/2011
Contract end date	30/09/2023

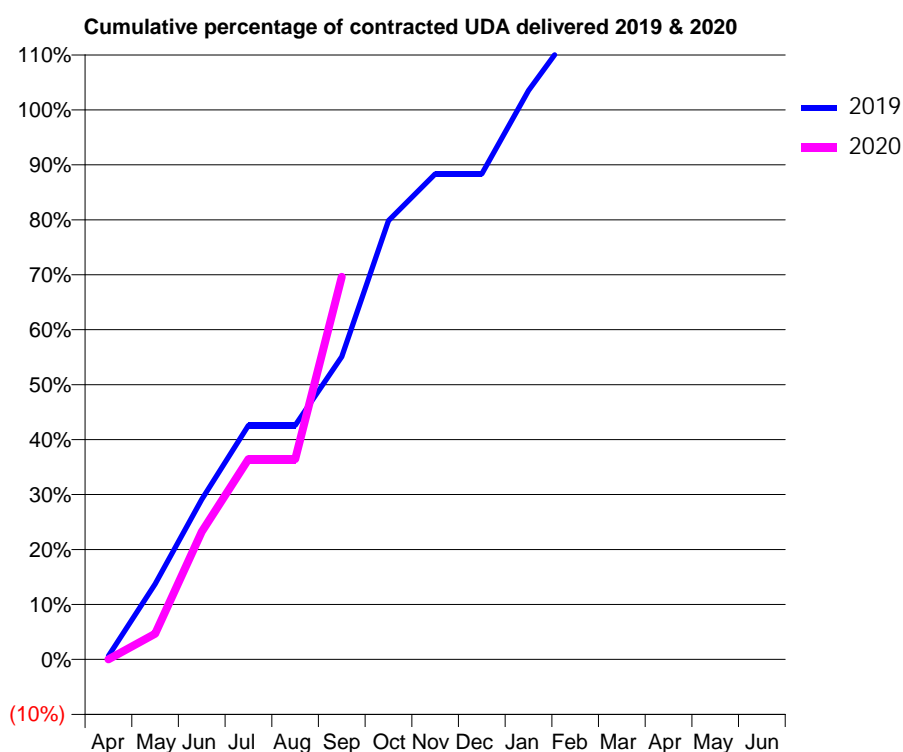
19/20 Contracted general activity (UDA)	2,000
Carry forward general activity (UDA)	0
19/20 Contracted orthodontic activity (UOA)	0
Carry forward orthodontic activity (UOA)	0
Baseline contract value	£595,678.88

### ACCESS\*

Patients seen in 24 months	Total	Change since previous quarter
Quarter ending September 2018	1,227	
Quarter ending December 2018	1,237	→
Quarter ending March 2019	1,310	↑
Quarter ending June 2019	1,318	→
Quarter ending September 2019	1,339	→
<b>Variance since September 2018</b>	<b>9.1%</b>	<b>↑</b>



### ACTIVITY



Month	Adjusted Scheduled Activity (UDA)	
	2019	2020
April	12	0
May	275	93
June	582	465
July	852	729
August	852	729
September	1,102	1,392
October	1,597	
November	1,767	
December	1,767	
January	2,070	
February	2,302	
March	2,927	
April	2,927	
May	3,177	
June	3,177	

### QUALITY

	Quantity	Base Number	Contract	AT	Region	England
% of FP17s for the same patient ID Re-attending within 3 months - Children	40	666	6.0%	9.3%	12.1%	11.5%
% of FP17s for the same patient ID Re-attending within 3 months - Adults	44	411	10.7%	13.4%	15.6%	15.4%
% of FP17s for the same patient ID Re-attending between 3 & 9 months - Children	311	666	46.7%	62.4%	61.2%	59.7%
% of FP17s for the same patient ID Re-attending between 3 & 9 months - Adults	231	411	56.2%	55.9%	54.3%	51.7%
% of FP17s for Band 1 Urgent Courses	15	850	1.8%	7.9%	9.1%	9.2%
% of FP17s Relating to Free Repair or Replacements	0	850	0.0%	1.2%	0.9%	0.7%
% of FP17s Relating to Continuations	0	850	0.0%	1.0%	1.0%	0.8%
% of Patients satisfied with the dentistry they have received	0	0	N/A	95.6%	94.4%	93.5%
% of Patients satisfied with the time they had to wait for an appointment	0	0	N/A	87.9%	88.1%	87.4%

\* This is based on patients treated on this contract for their most recent course of treatment. Figures in italics indicate the base number of FP17s or Patient Questionnaire responses are less than 100. N/A is shown where the base number of responses is less than 10 during the period. % is calculated as Quantity/Base number\*100

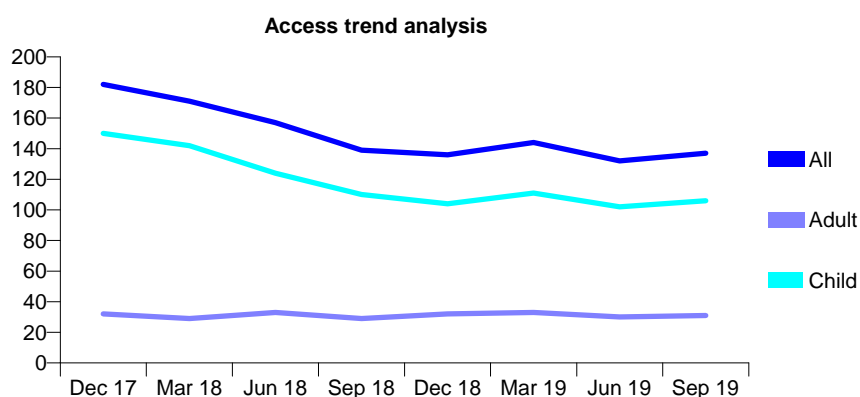
## Q51 - Vital Signs At a Glance Contract Report for 181196/0019 - September 2019

Name or company name	Rotherham NHS Foundation Trust
Contract type name	PDS Contract
Purpose of contract	General
Contract start date	01/04/2011
Contract end date	30/09/2023

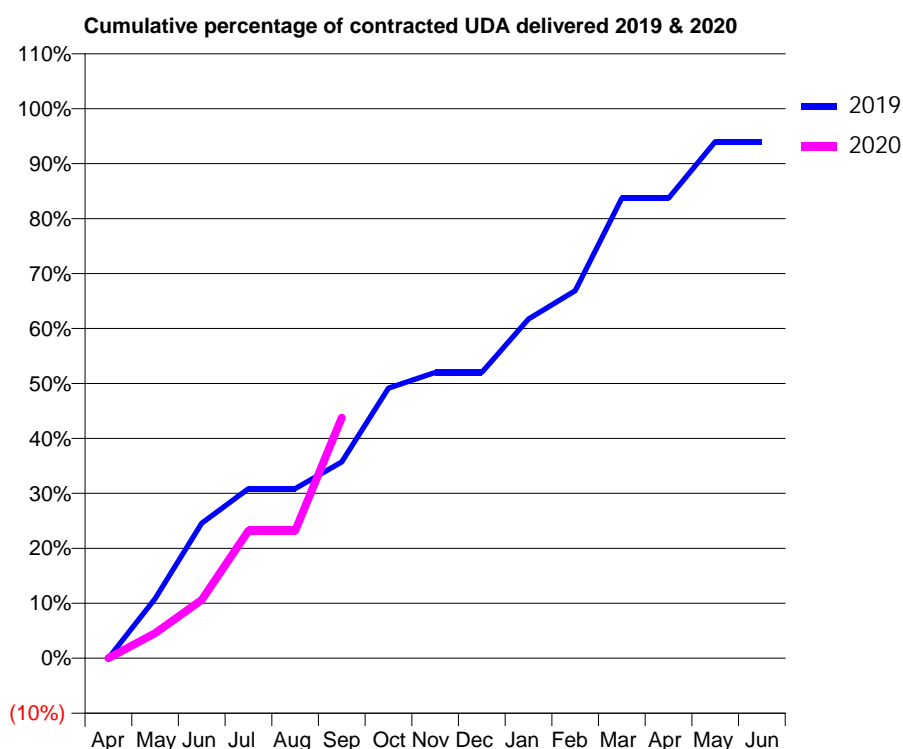
19/20 Contracted general activity (UDA)	350
Carry forward general activity (UDA)	0
19/20 Contracted orthodontic activity (UOA)	0
Carry forward orthodontic activity (UOA)	0
Baseline contract value	£104,243.81

### ACCESS\*

Patients seen in 24 months	Total	Change since previous quarter
Quarter ending September 2018	139	
Quarter ending December 2018	136	↓
Quarter ending March 2019	144	↑
Quarter ending June 2019	132	↓
Quarter ending September 2019	137	↑
<b>Variance since September 2018</b>	<b>(1.4%)</b>	<b>↓</b>



### ACTIVITY



Month	2019	2020
April	0	0
May	38	16
June	86	37
July	108	81
August	108	81
September	125	153
October	172	
November	182	
December	182	
January	216	
February	234	
March	293	
April	293	
May	329	
June	329	

### QUALITY

	Quantity	Base Number	Contract	AT	Region	England
% of FP17s for the same patient ID Re-attending within 3 months - Children	1	112	0.9%	9.3%	12.1%	11.5%
% of FP17s for the same patient ID Re-attending within 3 months - Adults	0	18	0.0%	13.4%	15.6%	15.4%
% of FP17s for the same patient ID Re-attending between 3 & 9 months - Children	45	112	40.2%	62.4%	61.2%	59.7%
% of FP17s for the same patient ID Re-attending between 3 & 9 months - Adults	11	18	61.1%	55.9%	54.3%	51.7%
% of FP17s for Band 1 Urgent Courses	1	97	1.0%	7.9%	9.1%	9.2%
% of FP17s Relating to Free Repair or Replacements	0	97	0.0%	1.2%	0.9%	0.7%
% of FP17s Relating to Continuations	0	97	0.0%	1.0%	1.0%	0.8%
% of Patients satisfied with the dentistry they have received	0	0	N/A	95.6%	94.4%	93.5%
% of Patients satisfied with the time they had to wait for an appointment	0	0	N/A	87.9%	88.1%	87.4%

\* This is based on patients treated on this contract for their most recent course of treatment.

Figures in italics indicate the base number of FP17s or Patient Questionnaire responses are less than 100. N/A is shown where the base number of responses is less than 10 during the period. % is calculated as Quantity/Base number\*100

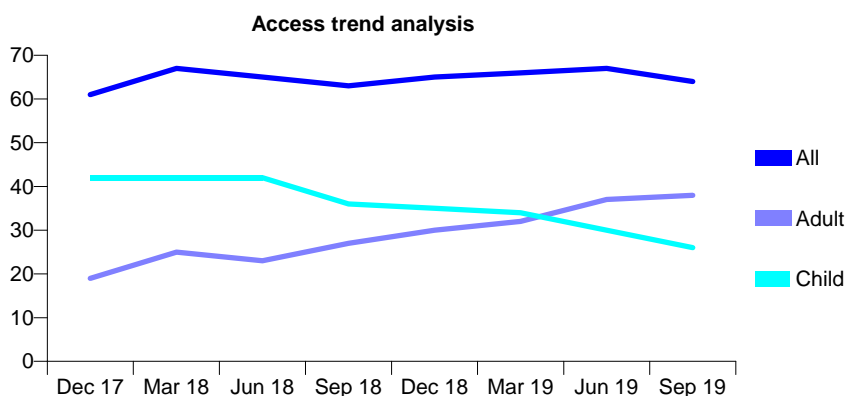
## Q51 - Vital Signs At a Glance Contract Report for 181196/0020 - September 2019

Name or company name	Rotherham NHS Foundation Trust
Contract type name	PDS Contract
Purpose of contract	General
Contract start date	01/04/2011
Contract end date	30/09/2023

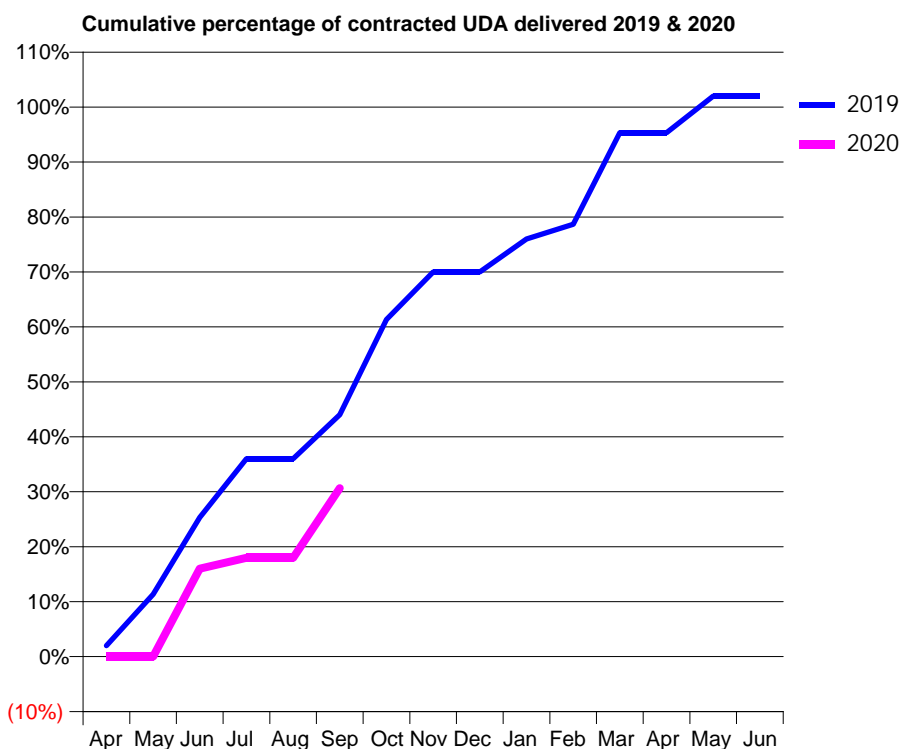
19/20 Contracted general activity (UDA)	150
Carry forward general activity (UDA)	0
19/20 Contracted orthodontic activity (UOA)	0
Carry forward orthodontic activity (UOA)	0
Baseline contract value	£44,675.93

### ACCESS\*

Patients seen in 24 months	Total	Change since previous quarter
Quarter ending September 2018	63	
Quarter ending December 2018	65	↑
Quarter ending March 2019	66	→
Quarter ending June 2019	67	→
Quarter ending September 2019	64	↓
<b>Variance since September 2018</b>	<b>1.6%</b>	<b>→</b>



### ACTIVITY



Month	Adjusted Scheduled Activity (UDA)	
	2019	2020
April	3	0
May	17	0
June	38	24
July	54	27
August	54	27
September	66	46
October	92	
November	105	
December	105	
January	114	
February	118	
March	143	
April	143	
May	153	
June	153	

### QUALITY

	Quantity	Base Number	Contract	AT	Region	England
% of FP17s for the same patient ID Re-attending within 3 months - Children	0	19	0.0%	9.3%	12.1%	11.5%
% of FP17s for the same patient ID Re-attending within 3 months - Adults	4	26	15.4%	13.4%	15.6%	15.4%
% of FP17s for the same patient ID Re-attending between 3 & 9 months - Children	6	19	31.6%	62.4%	61.2%	59.7%
% of FP17s for the same patient ID Re-attending between 3 & 9 months - Adults	12	26	46.2%	55.9%	54.3%	51.7%
% of FP17s for Band 1 Urgent Courses	0	27	0.0%	7.9%	9.1%	9.2%
% of FP17s Relating to Free Repair or Replacements	0	27	0.0%	1.2%	0.9%	0.7%
% of FP17s Relating to Continuations	0	27	0.0%	1.0%	1.0%	0.8%
% of Patients satisfied with the dentistry they have received	0	0	N/A	95.6%	94.4%	93.5%
% of Patients satisfied with the time they had to wait for an appointment	0	0	N/A	87.9%	88.1%	87.4%

\* This is based on patients treated on this contract for their most recent course of treatment. Figures in italics indicate the base number of FP17s or Patient Questionnaire responses are less than 100. N/A is shown where the base number of responses is less than 10 during the period. % is calculated as Quantity/Base number\*100

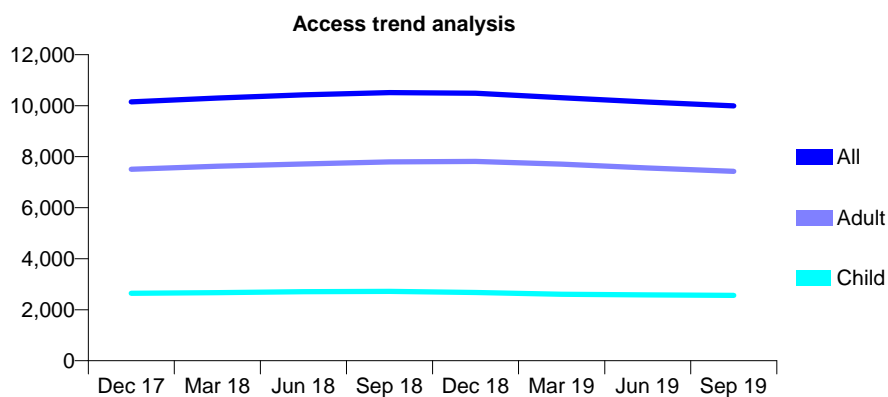
## Q51 - Vital Signs At a Glance Contract Report for 181943/0001 - September 2019

Name or company name	Brinsworth Lane Dental Care
Contract type name	GDS Contract
Purpose of contract	General
Contract start date	03/05/2011
Contract end date	

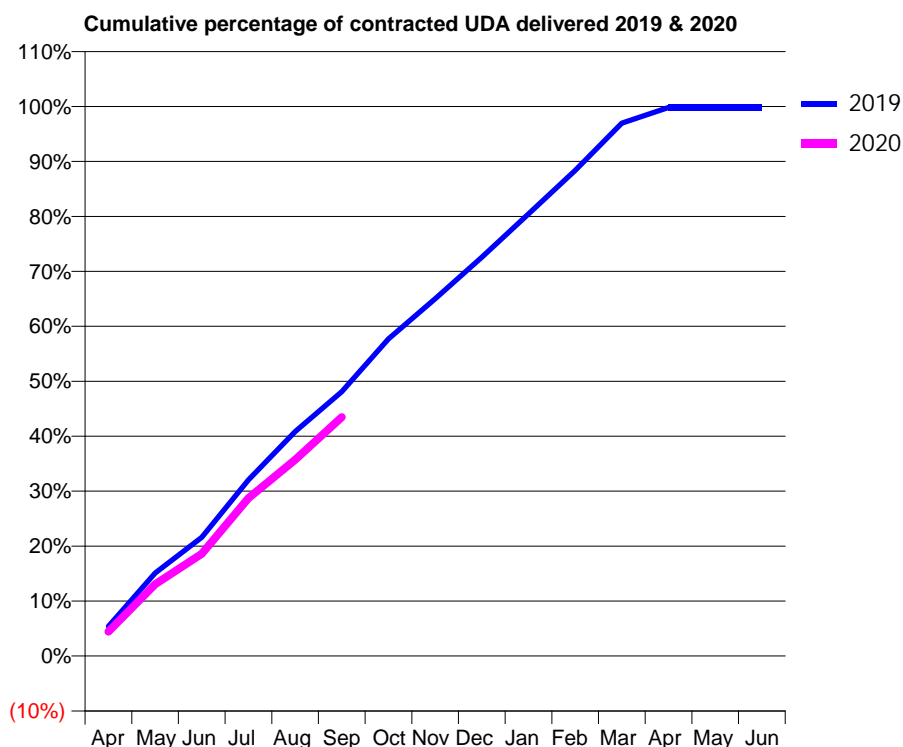
19/20 Contracted general activity (UDA)	25,564
Carry forward general activity (UDA)	0
19/20 Contracted orthodontic activity (UOA)	0
Carry forward orthodontic activity (UOA)	0
Baseline contract value	£834,535.65

### ACCESS\*

Patients seen in 24 months	Total	Change since previous quarter
Quarter ending September 2018	10,510	
Quarter ending December 2018	10,488	→
Quarter ending March 2019	10,316	↓
Quarter ending June 2019	10,140	↓
Quarter ending September 2019	9,991	↓
<b>Variance since September 2018</b>	<b>(4.9%)</b>	<b>↓</b>



### ACTIVITY



Month	Adjusted Scheduled Activity (UDA)	
	2019	2020
April	1,383	1,137
May	3,859	3,343
June	5,524	4,753
July	8,191	7,344
August	10,446	9,135
September	12,298	11,114
October	14,747	
November	16,623	
December	18,550	
January	20,565	
February	22,592	
March	24,784	
April	25,519	
May	25,519	
June	25,519	

### QUALITY

	Quantity	Base Number	Contract	AT	Region	England
% of FP17s for the same patient ID Re-attending within 3 months - Children	93	1,746	5.3%	9.3%	12.1%	11.5%
% of FP17s for the same patient ID Re-attending within 3 months - Adults	504	4,462	11.3%	13.4%	15.6%	15.4%
% of FP17s for the same patient ID Re-attending between 3 & 9 months - Children	1,084	1,746	62.1%	62.4%	61.2%	59.7%
% of FP17s for the same patient ID Re-attending between 3 & 9 months - Adults	2,414	4,462	54.1%	55.9%	54.3%	51.7%
% of FP17s for Band 1 Urgent Courses	230	5,809	4.0%	7.9%	9.1%	9.2%
% of FP17s Relating to Free Repair or Replacements	53	5,809	0.9%	1.2%	0.9%	0.7%
% of FP17s Relating to Continuations	111	5,809	1.9%	1.0%	1.0%	0.8%
% of Patients satisfied with the dentistry they have received	4	4	N/A	95.6%	94.4%	93.5%
% of Patients satisfied with the time they had to wait for an appointment	4	4	N/A	87.9%	88.1%	87.4%

\* This is based on patients treated on this contract for their most recent course of treatment.

Figures in italics indicate the base number of FP17s or Patient Questionnaire responses are less than 100. N/A is shown where the base number of responses is less than 10 during the period. % is calculated as Quantity/Base number\*100

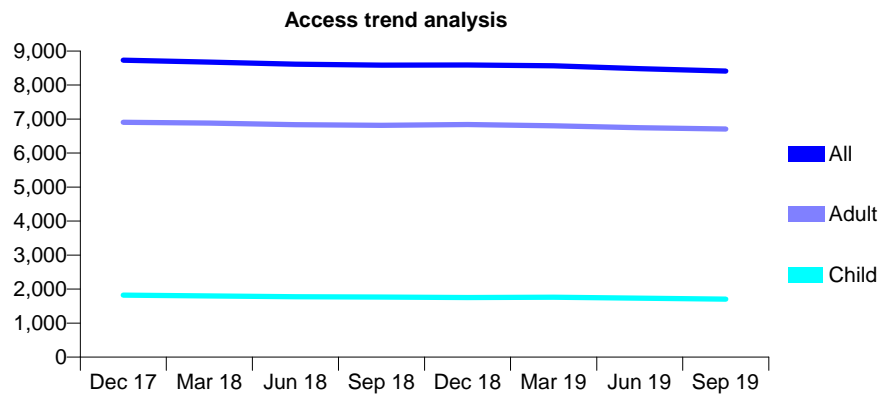
## Q51 - Vital Signs At a Glance Contract Report for 182370/0001 - September 2019

Name or company name	Dental Directions
Contract type name	GDS Contract
Purpose of contract	General
Contract start date	01/04/2006
Contract end date	

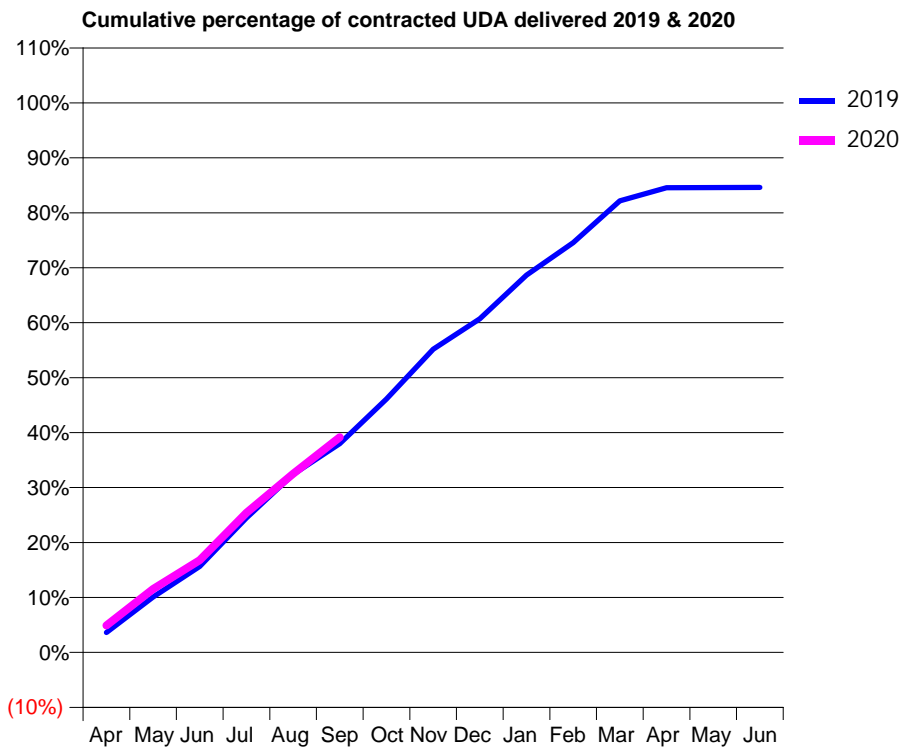
19/20 Contracted general activity (UDA)	24,415
Carry forward general activity (UDA)	0
19/20 Contracted orthodontic activity (UOA)	0
Carry forward orthodontic activity (UOA)	0
Baseline contract value	£803,272.57

### ACCESS\*

Patients seen in 24 months	Total	Change since previous quarter
Quarter ending September 2018	8,587	
Quarter ending December 2018	8,590	→
Quarter ending March 2019	8,566	→
Quarter ending June 2019	8,484	→
Quarter ending September 2019	8,413	→
<b>Variance since September 2018</b>	<b>(2.0%)</b>	<b>↓</b>



### ACTIVITY



Adjusted Scheduled Activity (UDA)		
Month	2019	2020
April	883	1,200
May	2,467	2,821
June	3,824	4,098
July	5,975	6,204
August	7,910	7,939
September	9,275	9,557
October	11,259	
November	13,468	
December	14,822	
January	16,764	
February	18,205	
March	20,065	
April	20,645	
May	20,651	
June	20,657	

### QUALITY

	Quantity	Base Number	Contract	AT	Region	England
% of FP17s for the same patient ID Re-attending within 3 months - Children	53	1,286	4.1%	9.3%	12.1%	11.5%
% of FP17s for the same patient ID Re-attending within 3 months - Adults	476	4,821	9.9%	13.4%	15.6%	15.4%
% of FP17s for the same patient ID Re-attending between 3 & 9 months - Children	832	1,286	64.7%	62.4%	61.2%	59.7%
% of FP17s for the same patient ID Re-attending between 3 & 9 months - Adults	2,828	4,821	58.7%	55.9%	54.3%	51.7%
% of FP17s for Band 1 Urgent Courses	376	5,592	6.7%	7.9%	9.1%	9.2%
% of FP17s Relating to Free Repair or Replacements	45	5,592	0.8%	1.2%	0.9%	0.7%
% of FP17s Relating to Continuations	7	5,592	0.1%	1.0%	1.0%	0.8%
% of Patients satisfied with the dentistry they have received	3	3	N/A	95.6%	94.4%	93.5%
% of Patients satisfied with the time they had to wait for an appointment	2	3	N/A	87.9%	88.1%	87.4%

\* This is based on patients treated on this contract for their most recent course of treatment. Figures in italics indicate the base number of FP17s or Patient Questionnaire responses are less than 100. N/A is shown where the base number of responses is less than 10 during the period. % is calculated as Quantity/Base number\*100

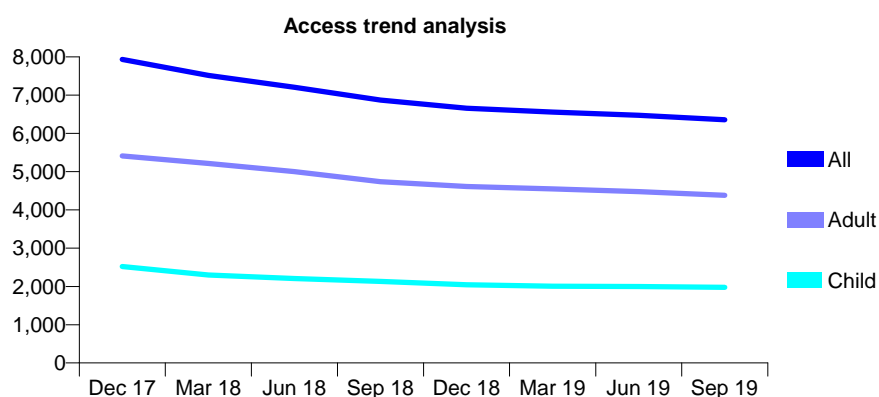
## Q51 - Vital Signs At a Glance Contract Report for 182370/0002 - September 2019

Name or company name	Dental Directions
Contract type name	GDS Contract
Purpose of contract	General
Contract start date	01/04/2006
Contract end date	

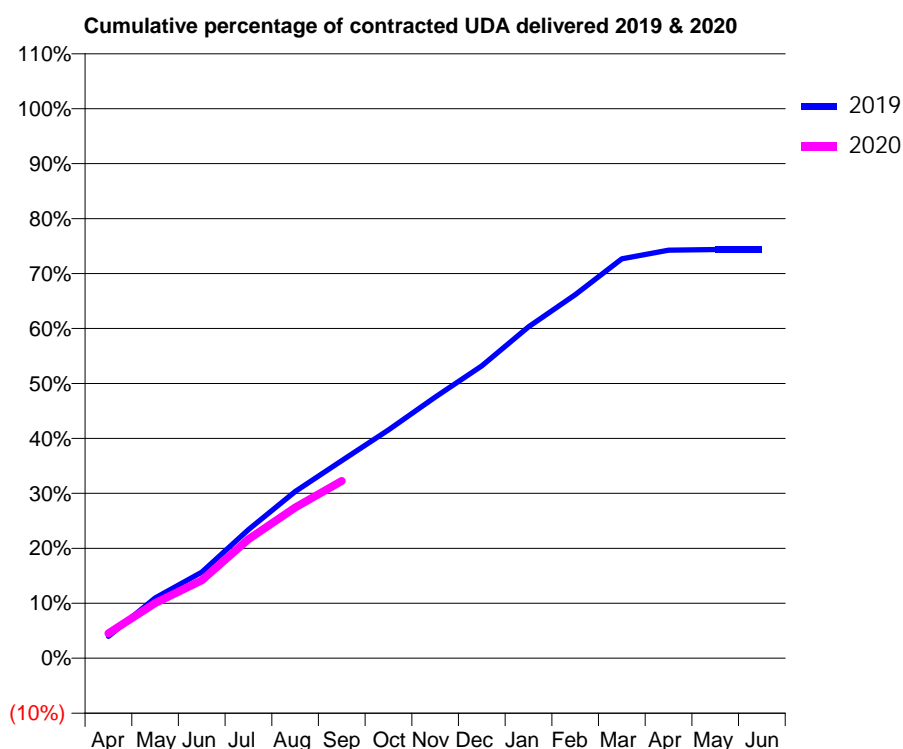
19/20 Contracted general activity (UDA)	20,670
Carry forward general activity (UDA)	-131
19/20 Contracted orthodontic activity (UOA)	0
Carry forward orthodontic activity (UOA)	0
Baseline contract value	£679,459.33

### ACCESS\*

Patients seen in 24 months	Total	Change since previous quarter
Quarter ending September 2018	6,872	
Quarter ending December 2018	6,656	↓
Quarter ending March 2019	6,555	↓
Quarter ending June 2019	6,474	↓
Quarter ending September 2019	6,357	↓
<b>Variance since September 2018</b>	<b>(7.5%)</b>	<b>↓</b>



### ACTIVITY



Month	2019	2020
April	819	933
May	2,266	2,073
June	3,237	2,934
July	4,840	4,476
August	6,266	5,670
September	7,432	6,670
October	8,587	
November	9,820	
December	10,994	
January	12,460	
February	13,673	
March	15,023	
April	15,345	
May	15,373	
June	15,371	

### QUALITY

	Quantity	Base Number	Contract	AT	Region	England
% of FP17s for the same patient ID Re-attending within 3 months - Children	102	1,375	7.4%	9.3%	12.1%	11.5%
% of FP17s for the same patient ID Re-attending within 3 months - Adults	267	2,789	9.6%	13.4%	15.6%	15.4%
% of FP17s for the same patient ID Re-attending between 3 & 9 months - Children	814	1,375	59.2%	62.4%	61.2%	59.7%
% of FP17s for the same patient ID Re-attending between 3 & 9 months - Adults	1,613	2,789	57.8%	55.9%	54.3%	51.7%
% of FP17s for Band 1 Urgent Courses	187	3,308	5.7%	7.9%	9.1%	9.2%
% of FP17s Relating to Free Repair or Replacements	42	3,308	1.3%	1.2%	0.9%	0.7%
% of FP17s Relating to Continuations	23	3,308	0.7%	1.0%	1.0%	0.8%
% of Patients satisfied with the dentistry they have received	1	2	N/A	95.6%	94.4%	93.5%
% of Patients satisfied with the time they had to wait for an appointment	2	2	N/A	87.9%	88.1%	87.4%

\* This is based on patients treated on this contract for their most recent course of treatment.

Figures in italics indicate the base number of FP17s or Patient Questionnaire responses are less than 100. N/A is shown where the base number of responses is less than 10 during the period. % is calculated as Quantity/Base number\*100



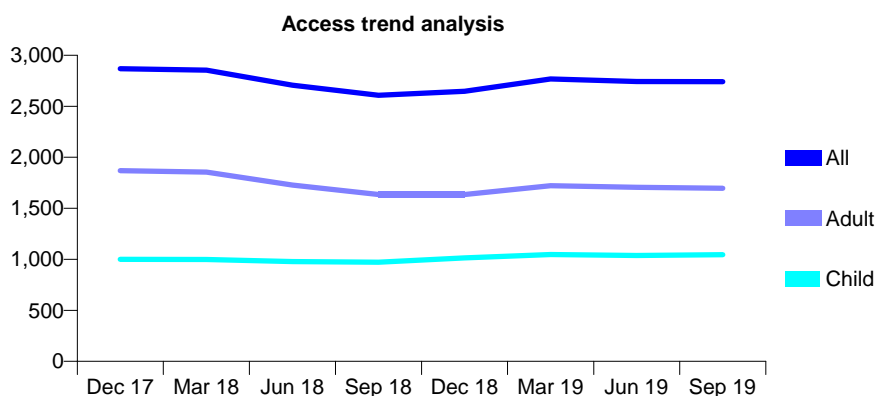
## Q51 - Vital Signs At a Glance Contract Report for 186961/0001 - September 2019

Name or company name	Dalton Care Contract Limited Partnership
Contract type name	GDS Contract
Purpose of contract	General
Contract start date	01/09/2010
Contract end date	

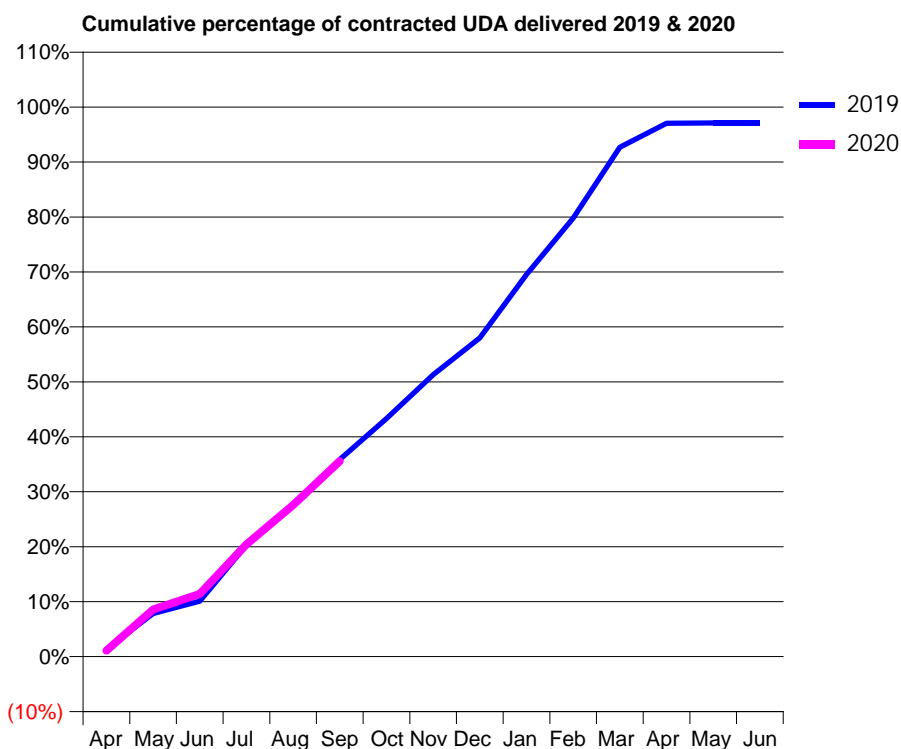
19/20 Contracted general activity (UDA)	8,000
Carry forward general activity (UDA)	232
19/20 Contracted orthodontic activity (UOA)	0
Carry forward orthodontic activity (UOA)	0
Baseline contract value	£259,583.22

### ACCESS\*

Patients seen in 24 months	Total	Change since previous quarter
Quarter ending September 2018	2,608	
Quarter ending December 2018	2,648	→
Quarter ending March 2019	2,768	↑
Quarter ending June 2019	2,743	→
Quarter ending September 2019	2,741	→
<b>Variance since September 2018</b>	<b>5.1%</b>	<b>↑</b>



### ACTIVITY



Month	Adjusted Scheduled Activity (UDA)	
	2019	2020
April	109	89
May	628	687
June	809	914
July	1,621	1,633
August	2,207	2,209
September	2,871	2,847
October	3,466	
November	4,106	
December	4,640	
January	5,562	
February	6,384	
March	7,416	
April	7,765	
May	7,768	
June	7,768	

### QUALITY

	Quantity	Base Number	Contract	AT	Region	England
% of FP17s for the same patient ID Re-attending within 3 months - Children	63	836	7.5%	9.3%	12.1%	11.5%
% of FP17s for the same patient ID Re-attending within 3 months - Adults	115	998	11.5%	13.4%	15.6%	15.4%
% of FP17s for the same patient ID Re-attending between 3 & 9 months - Children	564	836	67.5%	62.4%	61.2%	59.7%
% of FP17s for the same patient ID Re-attending between 3 & 9 months - Adults	555	998	55.6%	55.9%	54.3%	51.7%
% of FP17s for Band 1 Urgent Courses	73	1,677	4.4%	7.9%	9.1%	9.2%
% of FP17s Relating to Free Repair or Replacements	3	1,677	0.2%	1.2%	0.9%	0.7%
% of FP17s Relating to Continuations	21	1,677	1.3%	1.0%	1.0%	0.8%
% of Patients satisfied with the dentistry they have received	1	1	N/A	95.6%	94.4%	93.5%
% of Patients satisfied with the time they had to wait for an appointment	1	1	N/A	87.9%	88.1%	87.4%

\* This is based on patients treated on this contract for their most recent course of treatment. Figures in italics indicate the base number of FP17s or Patient Questionnaire responses are less than 100. N/A is shown where the base number of responses is less than 10 during the period. % is calculated as Quantity/Base number\*100

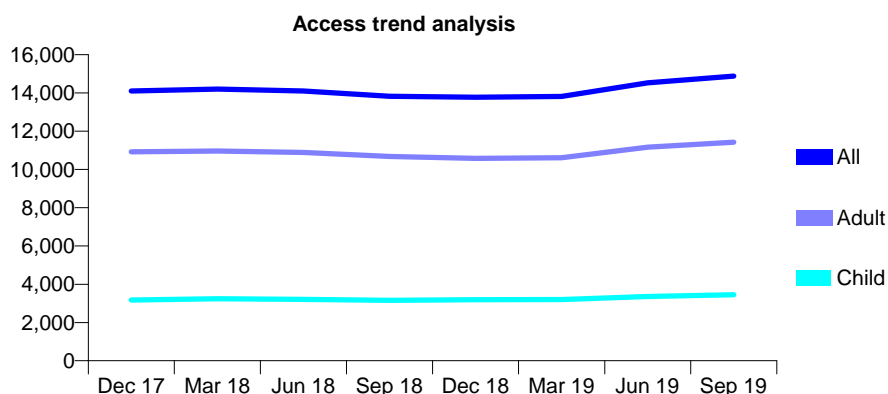
## Q51 - Vital Signs At a Glance Contract Report for 190888/0002 - September 2019

Name or company name	Retford Dental Care
Contract type name	GDS Contract
Purpose of contract	General
Contract start date	01/04/2012
Contract end date	

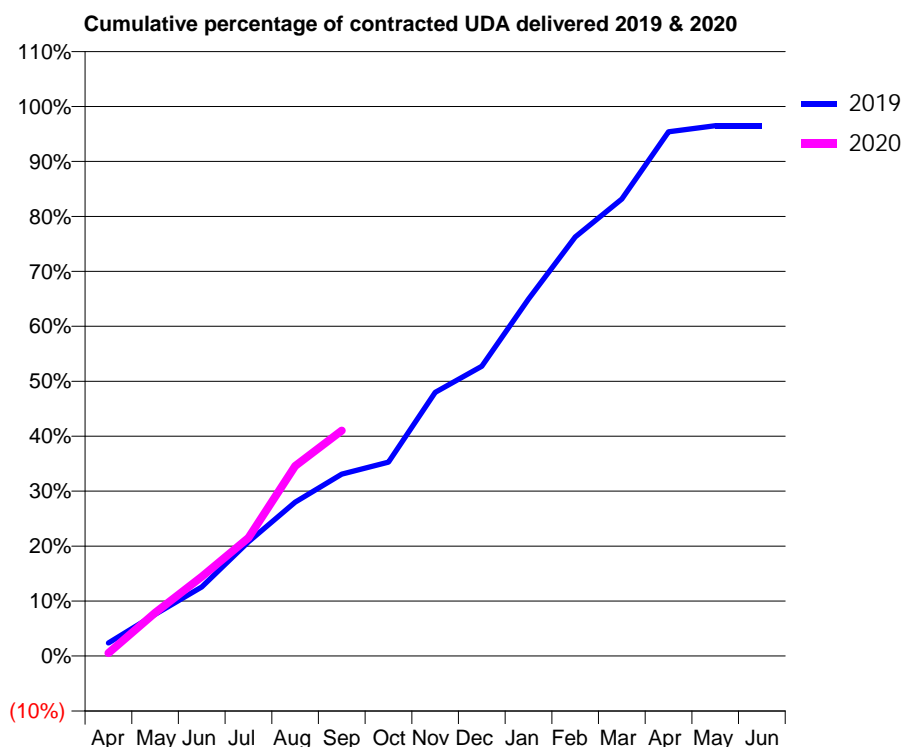
19/20 Contracted general activity (UDA)	35,365
Carry forward general activity (UDA)	1,237
19/20 Contracted orthodontic activity (UOA)	0
Carry forward orthodontic activity (UOA)	0
Baseline contract value	£1,043,716.84

### ACCESS\*

Patients seen in 24 months	Total	Change since previous quarter
Quarter ending September 2018	13,830	
Quarter ending December 2018	13,771	→
Quarter ending March 2019	13,815	→
Quarter ending June 2019	14,526	↑
Quarter ending September 2019	14,882	↑
<b>Variance since September 2018</b>	<b>7.6%</b>	<b>↑</b>



### ACTIVITY



Month	Adjusted Scheduled Activity (UDA)	
	2019	2020
April	845	195
May	2,686	2,786
June	4,437	5,102
July	7,353	7,606
August	9,899	12,230
September	11,704	14,504
October	12,479	
November	16,969	
December	18,644	
January	22,974	
February	26,966	
March	29,410	
April	33,729	
May	34,128	
June	34,128	

### QUALITY

	Quantity	Base Number	Contract	AT	Region	England
% of FP17s for the same patient ID Re-attending within 3 months - Children	159	2,622	6.1%	9.3%	12.1%	11.5%
% of FP17s for the same patient ID Re-attending within 3 months - Adults	1,184	8,635	13.7%	13.4%	15.6%	15.4%
% of FP17s for the same patient ID Re-attending between 3 & 9 months - Children	1,506	2,622	57.4%	62.4%	61.2%	59.7%
% of FP17s for the same patient ID Re-attending between 3 & 9 months - Adults	4,399	8,635	50.9%	55.9%	54.3%	51.7%
% of FP17s for Band 1 Urgent Courses	893	8,996	9.9%	7.9%	9.1%	9.2%
% of FP17s Relating to Free Repair or Replacements	193	8,996	2.1%	1.2%	0.9%	0.7%
% of FP17s Relating to Continuations	51	8,996	0.6%	1.0%	1.0%	0.8%
% of Patients satisfied with the dentistry they have received	5	5	N/A	95.6%	94.4%	93.5%
% of Patients satisfied with the time they had to wait for an appointment	4	5	N/A	87.9%	88.1%	87.4%

\* This is based on patients treated on this contract for their most recent course of treatment. Figures in italics indicate the base number of FP17s or Patient Questionnaire responses are less than 100. N/A is shown where the base number of responses is less than 10 during the period. % is calculated as Quantity/Base number\*100

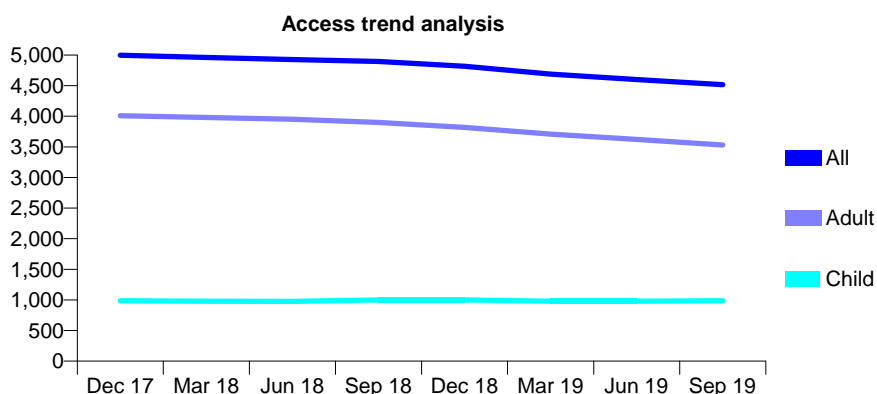
## Q51 - Vital Signs At a Glance Contract Report for 191000/0001 - September 2019

Name or company name	Warren House Dental Practice
Contract type name	GDS Contract
Purpose of contract	General
Contract start date	01/05/2013
Contract end date	

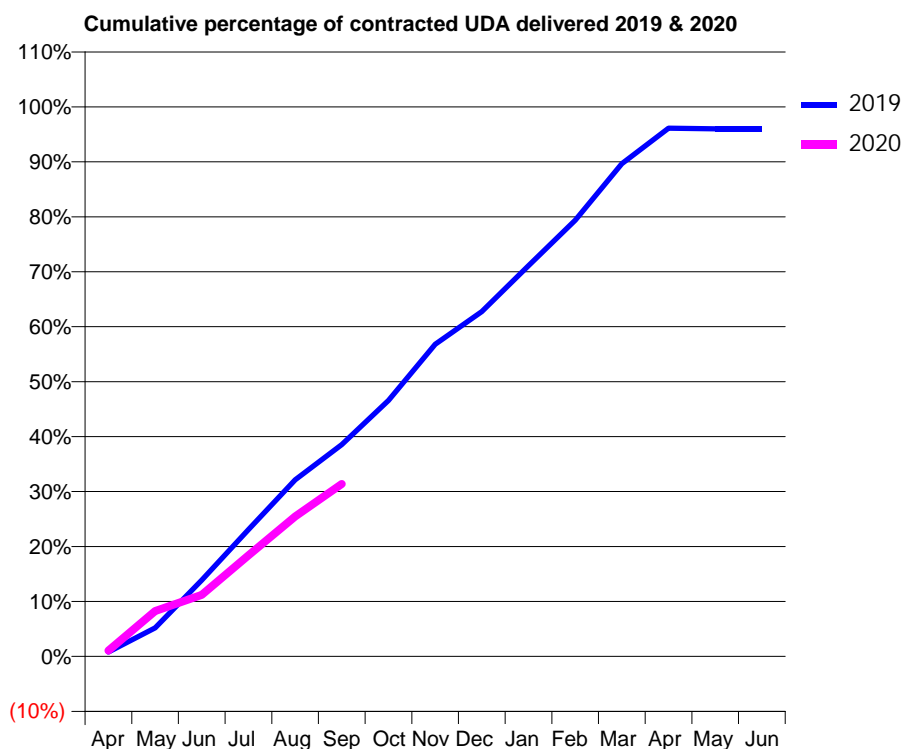
19/20 Contracted general activity (UDA)	19,974
Carry forward general activity (UDA)	0
19/20 Contracted orthodontic activity (UOA)	0
Carry forward orthodontic activity (UOA)	0
Baseline contract value	£573,195.53

### ACCESS\*

Patients seen in 24 months	Total	Change since previous quarter
Quarter ending September 2018	4,897	
Quarter ending December 2018	4,817	↓
Quarter ending March 2019	4,690	↓
Quarter ending June 2019	4,601	↓
Quarter ending September 2019	4,516	↓
<b>Variance since September 2018</b>	<b>(7.8%)</b>	<b>↓</b>



### ACTIVITY



Month	2019	2020
April	163	210
May	1,040	1,648
June	2,773	2,238
July	4,610	3,677
August	6,422	5,088
September	7,701	6,269
October	9,304	
November	11,343	
December	12,533	
January	14,203	
February	15,850	
March	17,906	
April	19,199	
May	19,175	
June	19,175	

### QUALITY

	Quantity	Base Number	Contract	AT	Region	England
% of FP17s for the same patient ID Re-attending within 3 months - Children	66	789	8.4%	9.3%	12.1%	11.5%
% of FP17s for the same patient ID Re-attending within 3 months - Adults	269	2,303	11.7%	13.4%	15.6%	15.4%
% of FP17s for the same patient ID Re-attending between 3 & 9 months - Children	525	789	66.5%	62.4%	61.2%	59.7%
% of FP17s for the same patient ID Re-attending between 3 & 9 months - Adults	1,484	2,303	64.4%	55.9%	54.3%	51.7%
% of FP17s for Band 1 Urgent Courses	220	2,800	7.9%	7.9%	9.1%	9.2%
% of FP17s Relating to Free Repair or Replacements	49	2,800	1.8%	1.2%	0.9%	0.7%
% of FP17s Relating to Continuations	11	2,800	0.4%	1.0%	1.0%	0.8%
% of Patients satisfied with the dentistry they have received	3	3	N/A	95.6%	94.4%	93.5%
% of Patients satisfied with the time they had to wait for an appointment	3	3	N/A	87.9%	88.1%	87.4%

\* This is based on patients treated on this contract for their most recent course of treatment. Figures in italics indicate the base number of FP17s or Patient Questionnaire responses are less than 100. N/A is shown where the base number of responses is less than 10 during the period. % is calculated as Quantity/Base number\*100

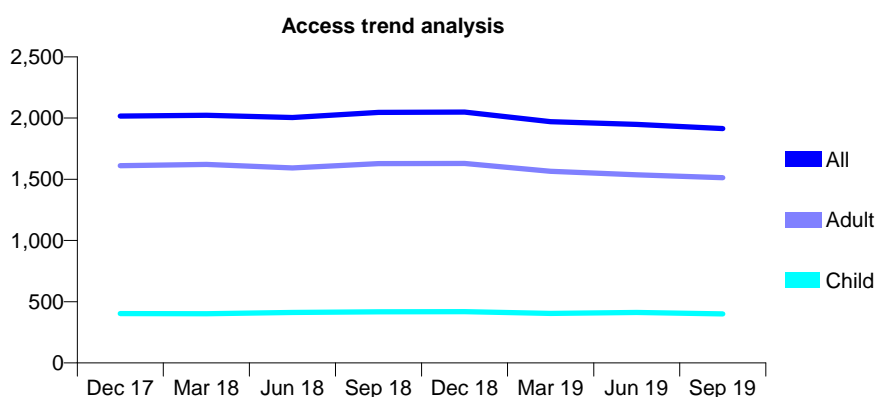
## Q51 - Vital Signs At a Glance Contract Report for 192643/0001 - September 2019

Name or company name	Abbeydale Dental Care
Contract type name	GDS Contract
Purpose of contract	General
Contract start date	01/12/2013
Contract end date	

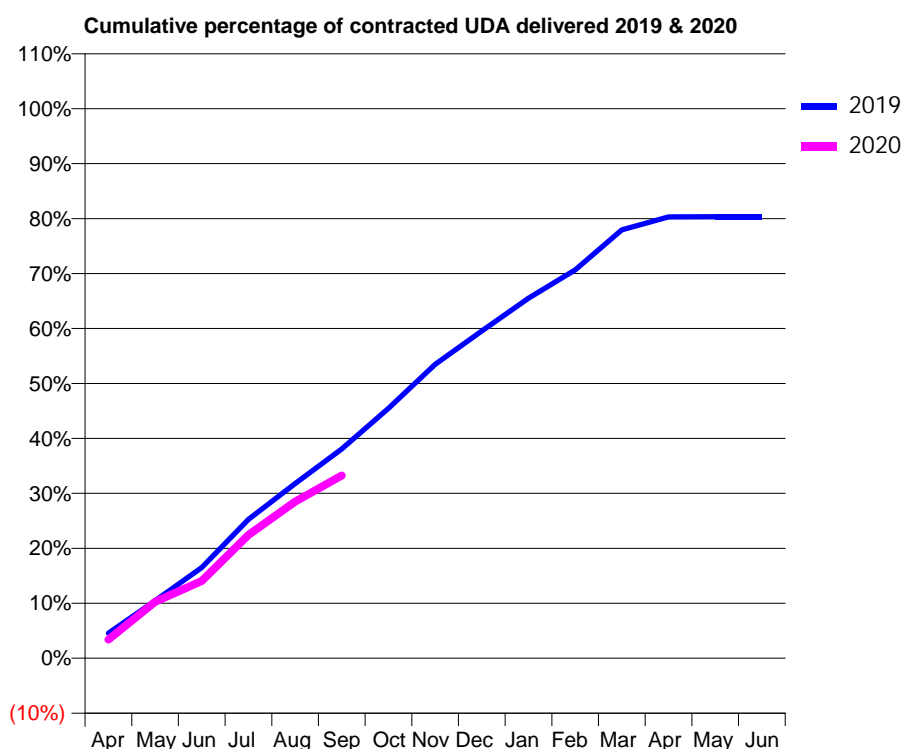
19/20 Contracted general activity (UDA)	6,699
Carry forward general activity (UDA)	0
19/20 Contracted orthodontic activity (UOA)	0
Carry forward orthodontic activity (UOA)	0
Baseline contract value	£227,356.28

### ACCESS\*

Patients seen in 24 months	Total	Change since previous quarter
Quarter ending September 2018	2,046	
Quarter ending December 2018	2,048	→
Quarter ending March 2019	1,971	↓
Quarter ending June 2019	1,948	↓
Quarter ending September 2019	1,914	↓
<b>Variance since September 2018</b>	<b>(6.5%)</b>	<b>↓</b>



### ACTIVITY



Month	2019	2020
April	305	227
May	702	688
June	1,106	943
July	1,694	1,503
August	2,129	1,910
September	2,551	2,227
October	3,046	
November	3,584	
December	3,989	
January	4,389	
February	4,733	
March	5,223	
April	5,380	
May	5,381	
June	5,381	

### QUALITY

	Quantity	Base Number	Contract	AT	Region	England
% of FP17s for the same patient ID Re-attending within 3 months - Children	31	346	9.0%	9.3%	12.1%	11.5%
% of FP17s for the same patient ID Re-attending within 3 months - Adults	206	1,104	18.7%	13.4%	15.6%	15.4%
% of FP17s for the same patient ID Re-attending between 3 & 9 months - Children	241	346	69.7%	62.4%	61.2%	59.7%
% of FP17s for the same patient ID Re-attending between 3 & 9 months - Adults	603	1,104	54.6%	55.9%	54.3%	51.7%
% of FP17s for Band 1 Urgent Courses	63	1,371	4.6%	7.9%	9.1%	9.2%
% of FP17s Relating to Free Repair or Replacements	42	1,371	3.1%	1.2%	0.9%	0.7%
% of FP17s Relating to Continuations	15	1,371	1.1%	1.0%	1.0%	0.8%
% of Patients satisfied with the dentistry they have received	0	0	N/A	95.6%	94.4%	93.5%
% of Patients satisfied with the time they had to wait for an appointment	0	0	N/A	87.9%	88.1%	87.4%

\* This is based on patients treated on this contract for their most recent course of treatment.

Figures in italics indicate the base number of FP17s or Patient Questionnaire responses are less than 100. N/A is shown where the base number of responses is less than 10 during the period. % is calculated as Quantity/Base number\*100

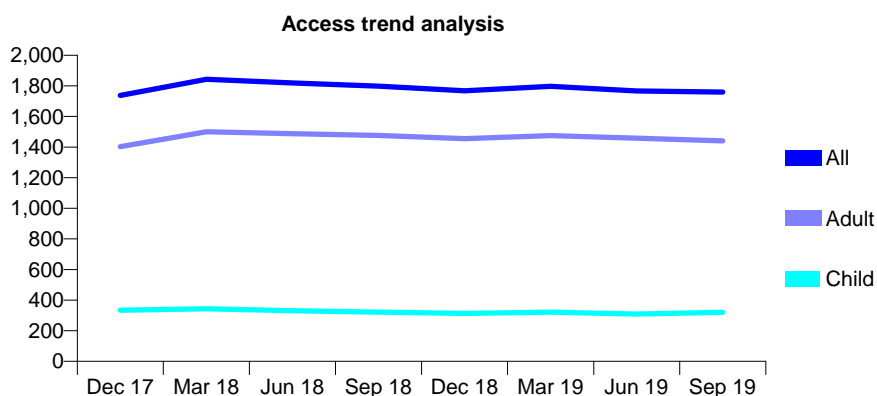
## Q51 - Vital Signs At a Glance Contract Report for 193348/0001 - September 2019

Name or company name	Devonshire Quarter Dental Practice
Contract type name	GDS Contract
Purpose of contract	General
Contract start date	01/03/2012
Contract end date	

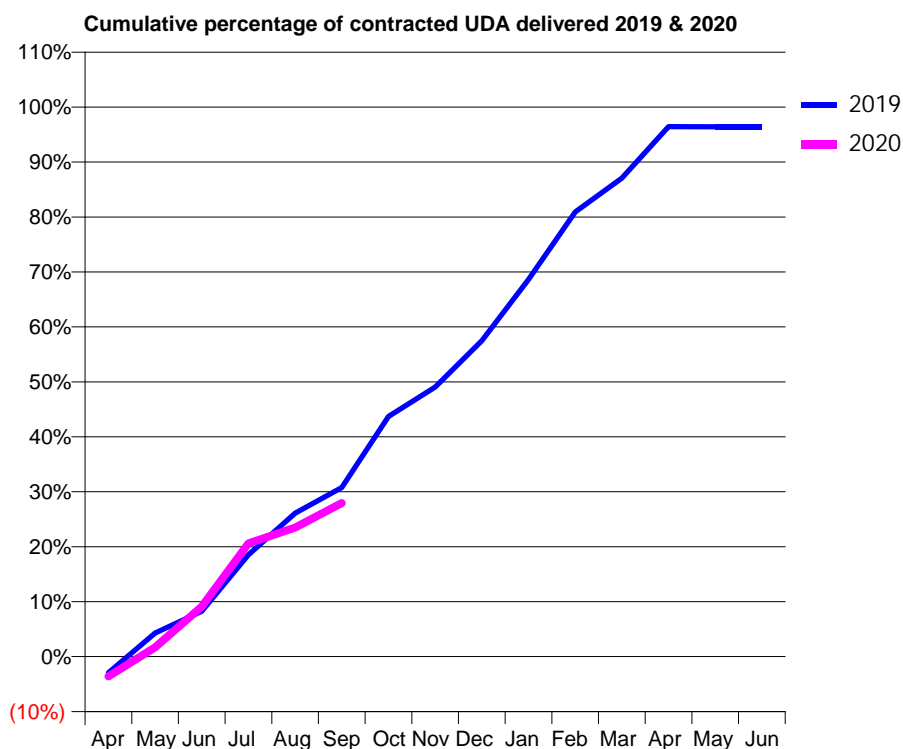
19/20 Contracted general activity (UDA)	5,177
Carry forward general activity (UDA)	187
19/20 Contracted orthodontic activity (UOA)	0
Carry forward orthodontic activity (UOA)	0
Baseline contract value	£167,915.81

### ACCESS\*

Patients seen in 24 months	Total	Change since previous quarter
Quarter ending September 2018	1,798	
Quarter ending December 2018	1,768	↓
Quarter ending March 2019	1,797	→
Quarter ending June 2019	1,767	↓
Quarter ending September 2019	1,760	→
<b>Variance since September 2018</b>	<b>(2.1%)</b>	<b>↓</b>



### ACTIVITY



Month	Adjusted Scheduled Activity (UDA)	
	2019	2020
April	-153	-187
May	223	88
June	428	472
July	960	1,067
August	1,353	1,216
September	1,592	1,447
October	2,261	
November	2,539	
December	2,975	
January	3,553	
February	4,189	
March	4,507	
April	4,993	
May	4,990	
June	4,990	

### QUALITY

	Quantity	Base Number	Contract	AT	Region	England
% of FP17s for the same patient ID Re-attending within 3 months - Children	40	252	15.9%	9.3%	12.1%	11.5%
% of FP17s for the same patient ID Re-attending within 3 months - Adults	169	1,097	15.4%	13.4%	15.6%	15.4%
% of FP17s for the same patient ID Re-attending between 3 & 9 months - Children	180	252	71.4%	62.4%	61.2%	59.7%
% of FP17s for the same patient ID Re-attending between 3 & 9 months - Adults	806	1,097	73.5%	55.9%	54.3%	51.7%
% of FP17s for Band 1 Urgent Courses	63	1,065	5.9%	7.9%	9.1%	9.2%
% of FP17s Relating to Free Repair or Replacements	11	1,065	1.0%	1.2%	0.9%	0.7%
% of FP17s Relating to Continuations	1	1,065	0.1%	1.0%	1.0%	0.8%
% of Patients satisfied with the dentistry they have received	1	1	N/A	95.6%	94.4%	93.5%
% of Patients satisfied with the time they had to wait for an appointment	1	1	N/A	87.9%	88.1%	87.4%

\* This is based on patients treated on this contract for their most recent course of treatment. Figures in italics indicate the base number of FP17s or Patient Questionnaire responses are less than 100. N/A is shown where the base number of responses is less than 10 during the period. % is calculated as Quantity/Base number\*100

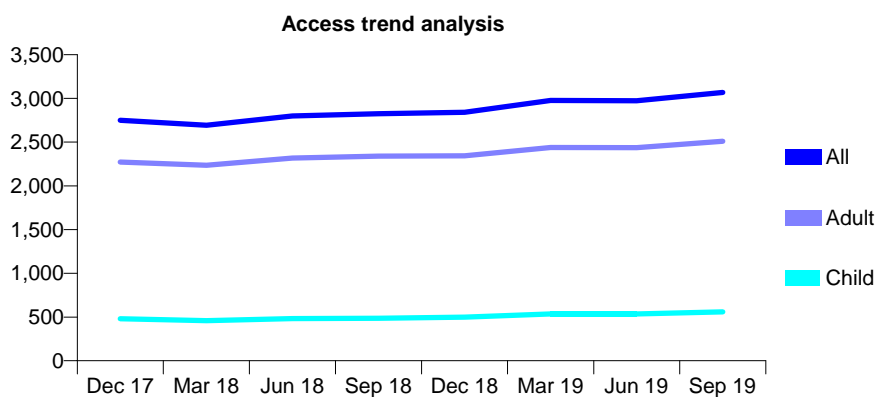
## Q51 - Vital Signs At a Glance Contract Report for 194263/0001 - September 2019

Name or company name	R M Denton Ltd
Contract type name	GDS Contract
Purpose of contract	General
Contract start date	01/01/2012
Contract end date	

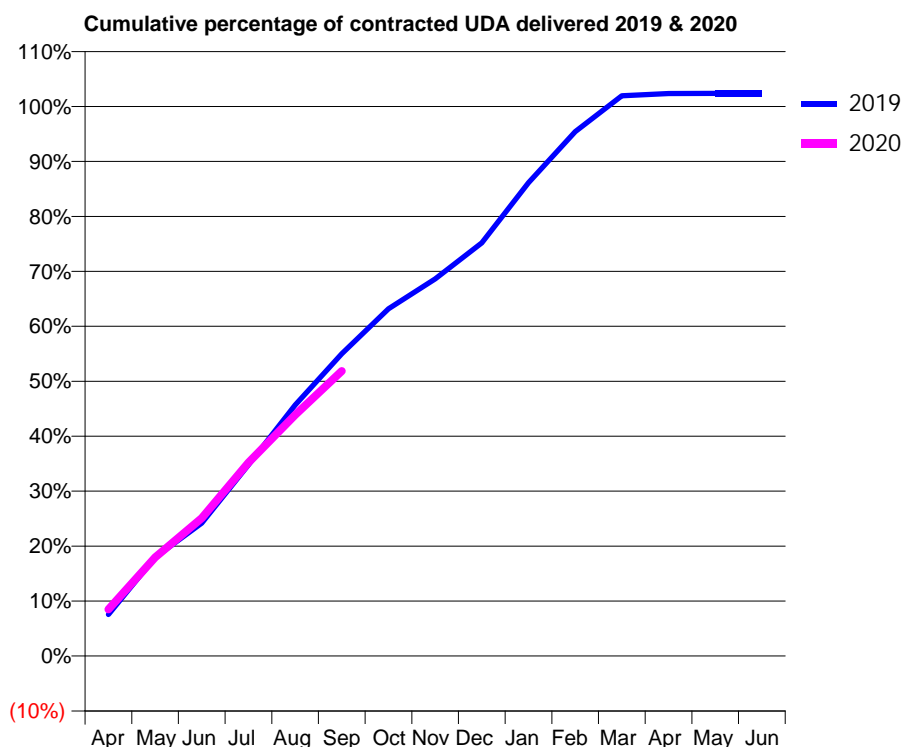
19/20 Contracted general activity (UDA)	7,200
Carry forward general activity (UDA)	-144
19/20 Contracted orthodontic activity (UOA)	0
Carry forward orthodontic activity (UOA)	0
Baseline contract value	£210,929.61

### ACCESS\*

Patients seen in 24 months	Total	Change since previous quarter
Quarter ending September 2018	2,825	
Quarter ending December 2018	2,842	→
Quarter ending March 2019	2,976	↑
Quarter ending June 2019	2,973	→
Quarter ending September 2019	3,068	↑
<b>Variance since September 2018</b>	<b>8.6%</b>	<b>↑</b>



### ACTIVITY



Month	Adjusted Scheduled Activity (UDA)	
	2019	2020
April	544	611
May	1,294	1,292
June	1,742	1,807
July	2,504	2,534
August	3,290	3,158
September	3,960	3,733
October	4,548	
November	4,941	
December	5,412	
January	6,202	
February	6,870	
March	7,339	
April	7,369	
May	7,371	
June	7,371	

### QUALITY

	Quantity	Base Number	Contract	AT	Region	England
% of FP17s for the same patient ID Re-attending within 3 months - Children	47	455	10.3%	9.3%	12.1%	11.5%
% of FP17s for the same patient ID Re-attending within 3 months - Adults	185	1,803	10.3%	13.4%	15.6%	15.4%
% of FP17s for the same patient ID Re-attending between 3 & 9 months - Children	261	455	57.4%	62.4%	61.2%	59.7%
% of FP17s for the same patient ID Re-attending between 3 & 9 months - Adults	927	1,803	51.4%	55.9%	54.3%	51.7%
% of FP17s for Band 1 Urgent Courses	42	1,969	2.1%	7.9%	9.1%	9.2%
% of FP17s Relating to Free Repair or Replacements	17	1,969	0.9%	1.2%	0.9%	0.7%
% of FP17s Relating to Continuations	19	1,969	1.0%	1.0%	1.0%	0.8%
% of Patients satisfied with the dentistry they have received	0	0	N/A	95.6%	94.4%	93.5%
% of Patients satisfied with the time they had to wait for an appointment	0	0	N/A	87.9%	88.1%	87.4%

\* This is based on patients treated on this contract for their most recent course of treatment. Figures in italics indicate the base number of FP17s or Patient Questionnaire responses are less than 100. N/A is shown where the base number of responses is less than 10 during the period. % is calculated as Quantity/Base number\*100

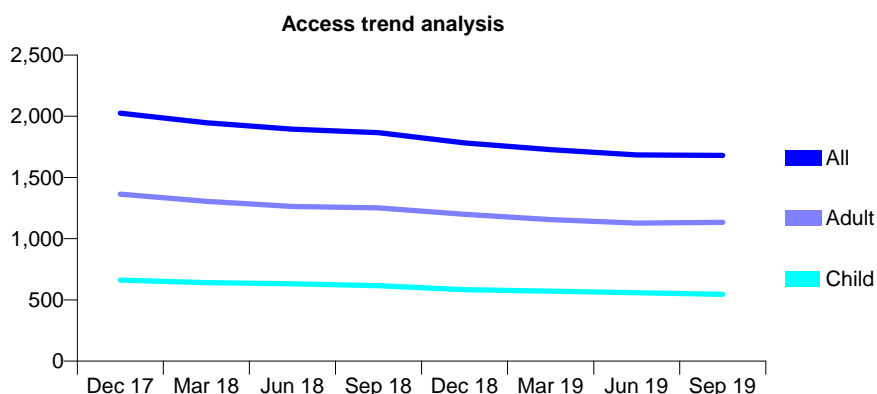
## Q51 - Vital Signs At a Glance Contract Report for 196320/0001 - September 2019

Name or company name	Adrian Vasile
Contract type name	GDS Contract
Purpose of contract	General
Contract start date	01/01/2011
Contract end date	

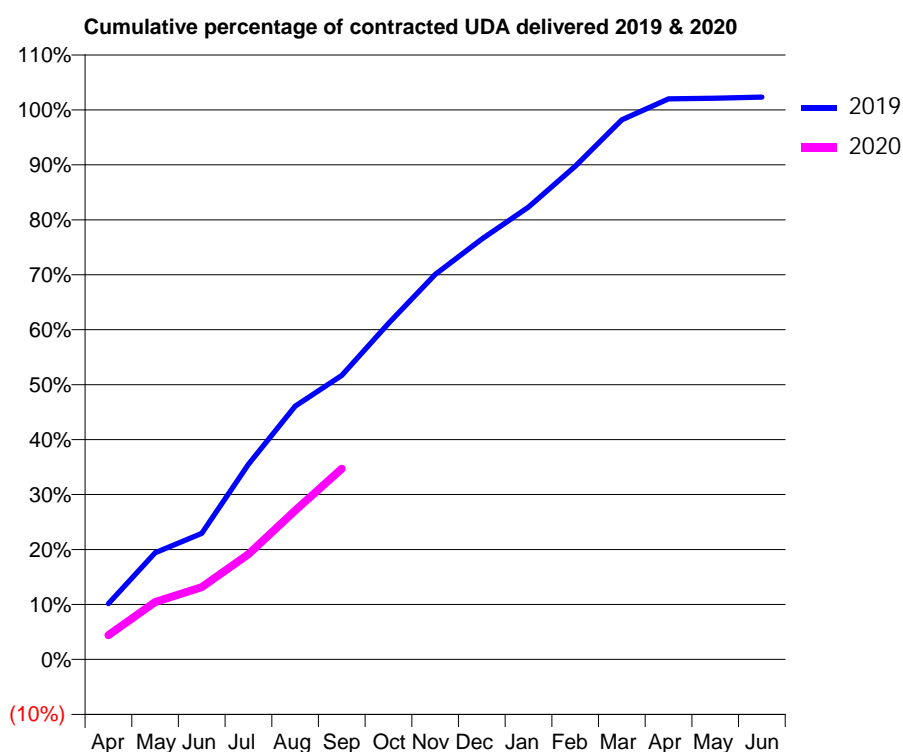
19/20 Contracted general activity (UDA)	7,284
Carry forward general activity (UDA)	-146
19/20 Contracted orthodontic activity (UOA)	0
Carry forward orthodontic activity (UOA)	0
Baseline contract value	£237,809.52

### ACCESS\*

Patients seen in 24 months	Total	Change since previous quarter
Quarter ending September 2018	1,867	
Quarter ending December 2018	1,783	↓
Quarter ending March 2019	1,727	↓
Quarter ending June 2019	1,685	↓
Quarter ending September 2019	1,680	→
<b>Variance since September 2018</b>	<b>(10.0%)</b>	<b>↓</b>



### ACTIVITY



Month	2019	2020
April	739	322
May	1,413	761
June	1,671	958
July	2,587	1,395
August	3,358	1,973
September	3,765	2,526
October	4,453	
November	5,103	
December	5,570	
January	5,996	
February	6,538	
March	7,151	
April	7,431	
May	7,437	
June	7,453	

### QUALITY

	Quantity	Base Number	Contract	AT	Region	England
% of FP17s for the same patient ID Re-attending within 3 months - Children	55	351	15.7%	9.3%	12.1%	11.5%
% of FP17s for the same patient ID Re-attending within 3 months - Adults	80	682	11.7%	13.4%	15.6%	15.4%
% of FP17s for the same patient ID Re-attending between 3 & 9 months - Children	179	351	51.0%	62.4%	61.2%	59.7%
% of FP17s for the same patient ID Re-attending between 3 & 9 months - Adults	424	682	62.2%	55.9%	54.3%	51.7%
% of FP17s for Band 1 Urgent Courses	28	915	3.1%	7.9%	9.1%	9.2%
% of FP17s Relating to Free Repair or Replacements	4	915	0.4%	1.2%	0.9%	0.7%
% of FP17s Relating to Continuations	1	915	0.1%	1.0%	1.0%	0.8%
% of Patients satisfied with the dentistry they have received	2	2	N/A	95.6%	94.4%	93.5%
% of Patients satisfied with the time they had to wait for an appointment	1	2	N/A	87.9%	88.1%	87.4%

\* This is based on patients treated on this contract for their most recent course of treatment. Figures in italics indicate the base number of FP17s or Patient Questionnaire responses are less than 100. N/A is shown where the base number of responses is less than 10 during the period. % is calculated as Quantity/Base number\*100

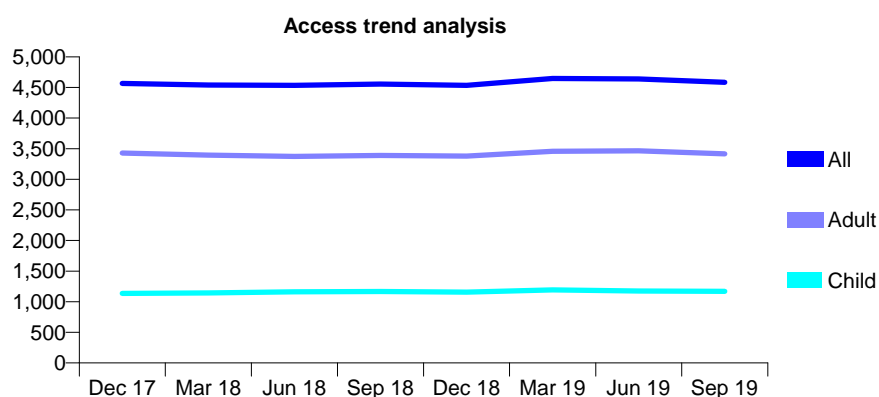
## Q51 - Vital Signs At a Glance Contract Report for 196401/0001 - September 2019

Name or company name	M Foster Dental Surgeon Ltd
Contract type name	GDS Contract
Purpose of contract	General
Contract start date	01/12/2010
Contract end date	

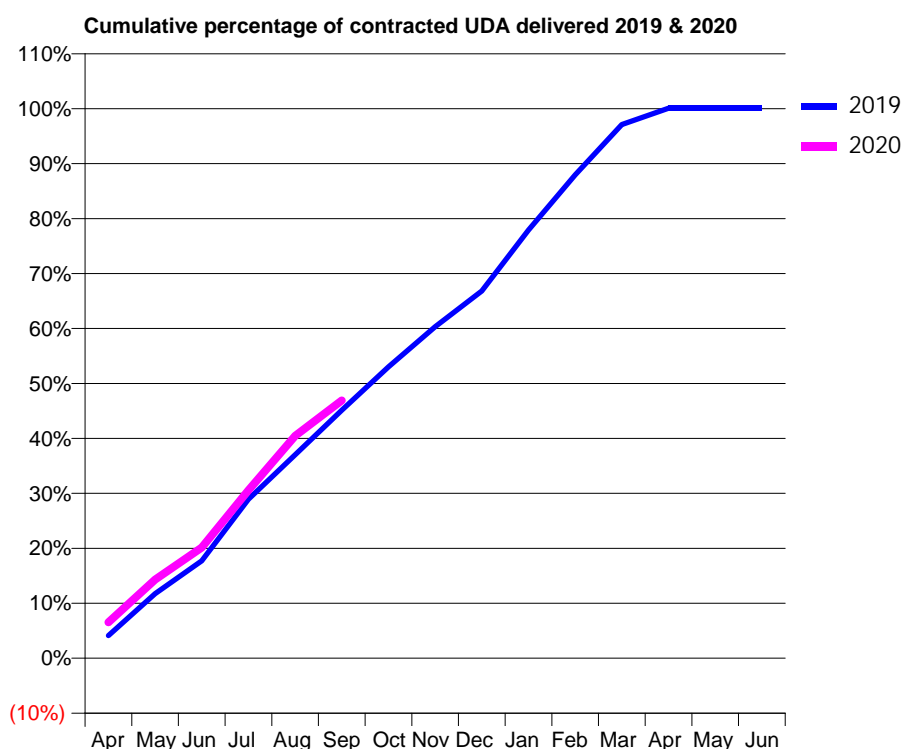
19/20 Contracted general activity (UDA)	13,258
Carry forward general activity (UDA)	-8
19/20 Contracted orthodontic activity (UOA)	0
Carry forward orthodontic activity (UOA)	0
Baseline contract value	£364,736.28

### ACCESS\*

Patients seen in 24 months	Total	Change since previous quarter
Quarter ending September 2018	4,555	
Quarter ending December 2018	4,534	→
Quarter ending March 2019	4,648	↑
Quarter ending June 2019	4,640	→
Quarter ending September 2019	4,585	↓
<b>Variance since September 2018</b>	<b>0.7%</b>	<b>→</b>



### ACTIVITY



Month	2019	2020
April	548	867
May	1,560	1,900
June	2,349	2,671
July	3,837	4,053
August	4,911	5,365
September	5,982	6,217
October	7,027	
November	8,001	
December	8,860	
January	10,328	
February	11,662	
March	12,873	
April	13,266	
May	13,266	
June	13,266	

### QUALITY

	Quantity	Base Number	Contract	AT	Region	England
% of FP17s for the same patient ID Re-attending within 3 months - Children	83	812	10.2%	9.3%	12.1%	11.5%
% of FP17s for the same patient ID Re-attending within 3 months - Adults	312	2,309	13.5%	13.4%	15.6%	15.4%
% of FP17s for the same patient ID Re-attending between 3 & 9 months - Children	434	812	53.4%	62.4%	61.2%	59.7%
% of FP17s for the same patient ID Re-attending between 3 & 9 months - Adults	1,314	2,309	56.9%	55.9%	54.3%	51.7%
% of FP17s for Band 1 Urgent Courses	117	2,949	4.0%	7.9%	9.1%	9.2%
% of FP17s Relating to Free Repair or Replacements	47	2,949	1.6%	1.2%	0.9%	0.7%
% of FP17s Relating to Continuations	94	2,949	3.2%	1.0%	1.0%	0.8%
% of Patients satisfied with the dentistry they have received	2	2	N/A	95.6%	94.4%	93.5%
% of Patients satisfied with the time they had to wait for an appointment	2	2	N/A	87.9%	88.1%	87.4%

\* This is based on patients treated on this contract for their most recent course of treatment.

Figures in italics indicate the base number of FP17s or Patient Questionnaire responses are less than 100. N/A is shown where the base number of responses is less than 10 during the period. % is calculated as Quantity/Base number\*100



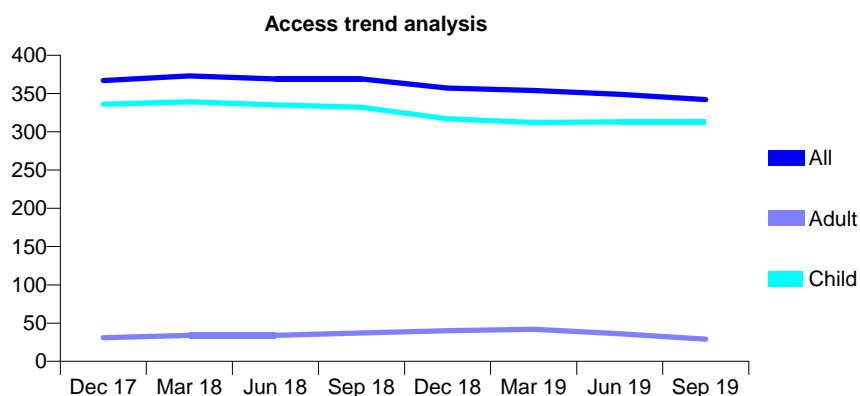
## Q51 - Vital Signs At a Glance Contract Report for 196487/0001 - September 2019

Name or company name	Redmires Dental Care
Contract type name	GDS Contract
Purpose of contract	General
Contract start date	01/04/2006
Contract end date	

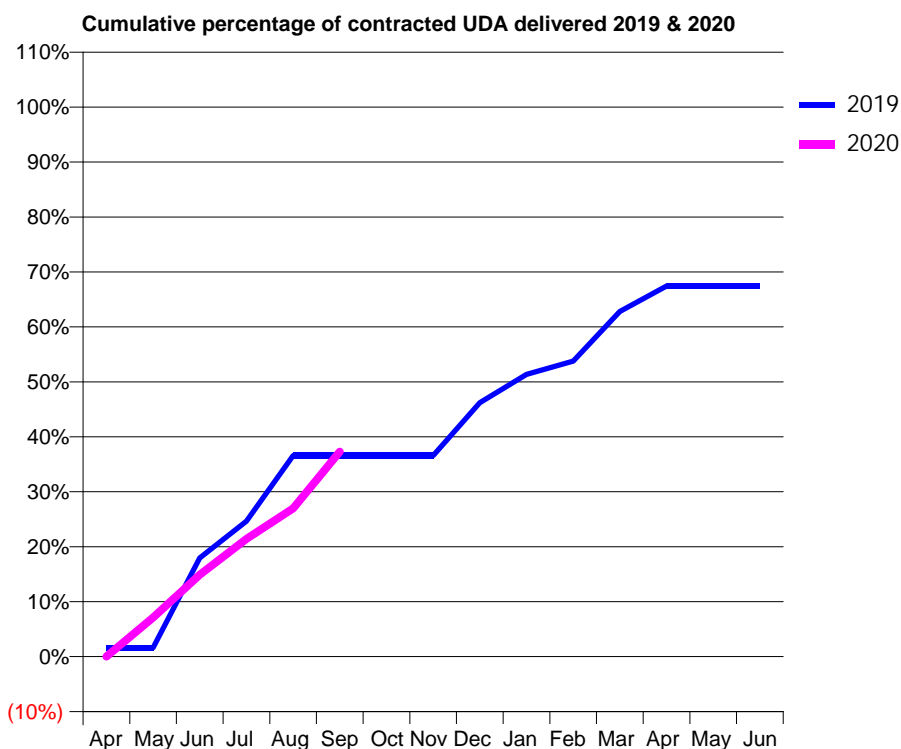
19/20 Contracted general activity (UDA)	720
Carry forward general activity (UDA)	0
19/20 Contracted orthodontic activity (UOA)	0
Carry forward orthodontic activity (UOA)	0
Baseline contract value	£14,058.06

### ACCESS\*

Patients seen in 24 months	Total	Change since previous quarter
Quarter ending September 2018	369	
Quarter ending December 2018	357	↓
Quarter ending March 2019	354	→
Quarter ending June 2019	349	↓
Quarter ending September 2019	342	↓
<b>Variance since September 2018</b>	<b>(7.3%)</b>	<b>↓</b>



### ACTIVITY



Month	Adjusted Scheduled Activity (UDA)	
	2019	2020
April	12	0
May	12	51
June	129	107
July	178	154
August	264	194
September	264	268
October	264	
November	264	
December	333	
January	370	
February	387	
March	452	
April	485	
May	485	
June	485	

### QUALITY

	Quantity	Base Number	Contract	AT	Region	England
% of FP17s for the same patient ID Re-attending within 3 months - Children	11	238	4.6%	9.3%	12.1%	11.5%
% of FP17s for the same patient ID Re-attending within 3 months - Adults	0	0	N/A	13.4%	15.6%	15.4%
% of FP17s for the same patient ID Re-attending between 3 & 9 months - Children	124	238	52.1%	62.4%	61.2%	59.7%
% of FP17s for the same patient ID Re-attending between 3 & 9 months - Adults	0	0	N/A	55.9%	54.3%	51.7%
% of FP17s for Band 1 Urgent Courses	2	210	1.0%	7.9%	9.1%	9.2%
% of FP17s Relating to Free Repair or Replacements	0	210	0.0%	1.2%	0.9%	0.7%
% of FP17s Relating to Continuations	4	210	1.9%	1.0%	1.0%	0.8%
% of Patients satisfied with the dentistry they have received	0	0	N/A	95.6%	94.4%	93.5%
% of Patients satisfied with the time they had to wait for an appointment	0	0	N/A	87.9%	88.1%	87.4%

\* This is based on patients treated on this contract for their most recent course of treatment. Figures in italics indicate the base number of FP17s or Patient Questionnaire responses are less than 100. N/A is shown where the base number of responses is less than 10 during the period. % is calculated as Quantity/Base number\*100

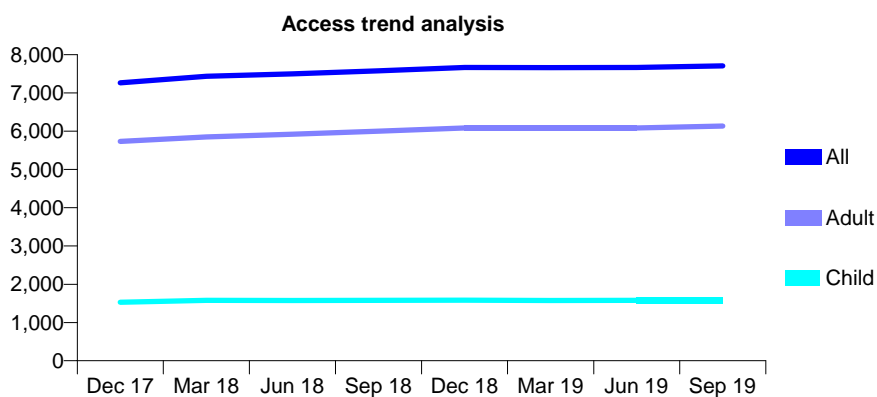
## Q51 - Vital Signs At a Glance Contract Report for 197947/0001 - September 2019

Name or company name	Ivy Cottage Dental Care
Contract type name	GDS Contract
Purpose of contract	General
Contract start date	01/12/2013
Contract end date	

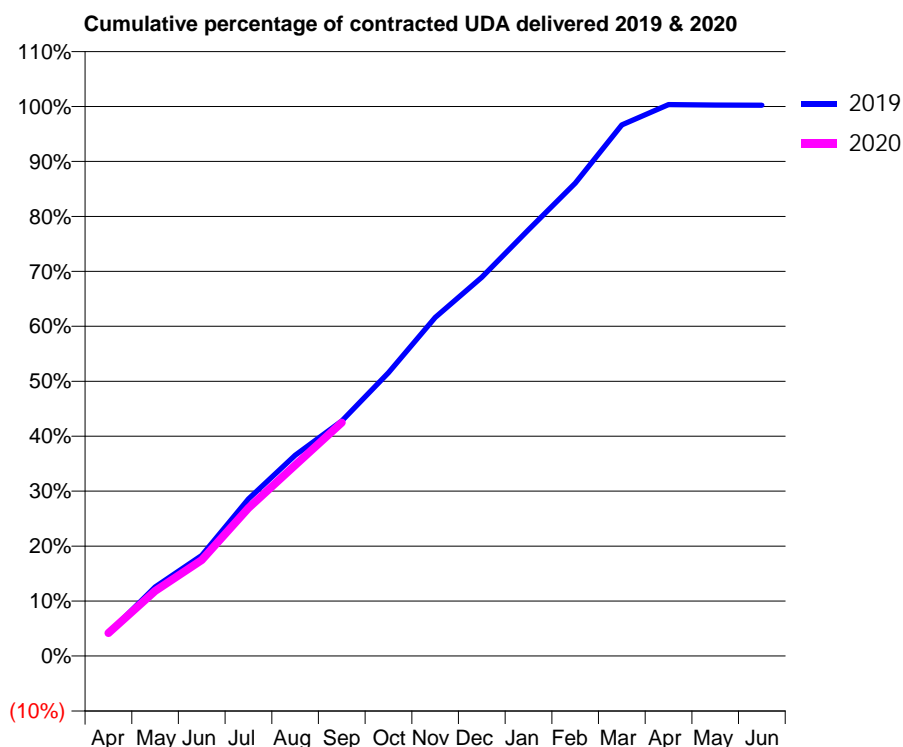
19/20 Contracted general activity (UDA)	22,294
Carry forward general activity (UDA)	-70
19/20 Contracted orthodontic activity (UOA)	0
Carry forward orthodontic activity (UOA)	0
Baseline contract value	£725,834.17

### ACCESS\*

Patients seen in 24 months	Total	Change since previous quarter
Quarter ending September 2018	7,577	
Quarter ending December 2018	7,668	→
Quarter ending March 2019	7,660	→
Quarter ending June 2019	7,665	→
Quarter ending September 2019	7,710	→
<b>Variance since September 2018</b>	<b>1.8%</b>	<b>→</b>



### ACTIVITY



Month	Adjusted Scheduled Activity (UDA)	
	2019	2020
April	926	932
May	2,808	2,637
June	4,081	3,892
July	6,370	6,001
August	8,146	7,744
September	9,536	9,470
October	11,492	
November	13,735	
December	15,368	
January	17,296	
February	19,184	
March	21,543	
April	22,370	
May	22,352	
June	22,344	

### QUALITY

	Quantity	Base Number	Contract	AT	Region	England
% of FP17s for the same patient ID Re-attending within 3 months - Children	63	1,153	5.5%	9.3%	12.1%	11.5%
% of FP17s for the same patient ID Re-attending within 3 months - Adults	465	4,237	11.0%	13.4%	15.6%	15.4%
% of FP17s for the same patient ID Re-attending between 3 & 9 months - Children	765	1,153	66.3%	62.4%	61.2%	59.7%
% of FP17s for the same patient ID Re-attending between 3 & 9 months - Adults	2,508	4,237	59.2%	55.9%	54.3%	51.7%
% of FP17s for Band 1 Urgent Courses	371	5,012	7.4%	7.9%	9.1%	9.2%
% of FP17s Relating to Free Repair or Replacements	105	5,012	2.1%	1.2%	0.9%	0.7%
% of FP17s Relating to Continuations	33	5,012	0.7%	1.0%	1.0%	0.8%
% of Patients satisfied with the dentistry they have received	4	5	N/A	95.6%	94.4%	93.5%
% of Patients satisfied with the time they had to wait for an appointment	3	5	N/A	87.9%	88.1%	87.4%

\* This is based on patients treated on this contract for their most recent course of treatment. Figures in italics indicate the base number of FP17s or Patient Questionnaire responses are less than 100. N/A is shown where the base number of responses is less than 10 during the period. % is calculated as Quantity/Base number\*100

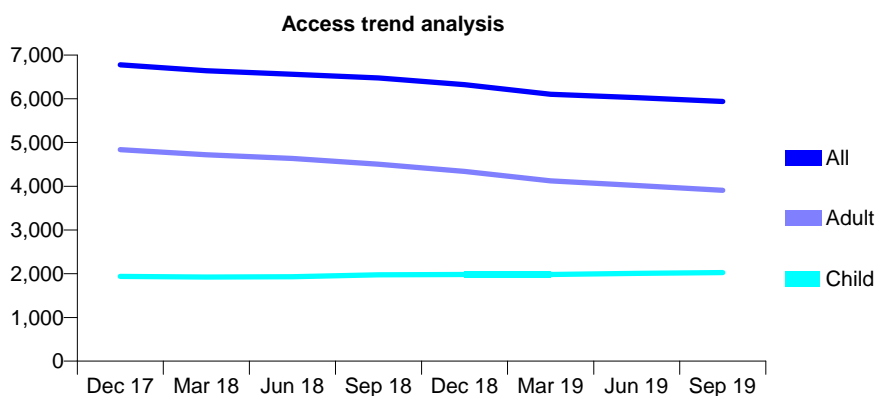
## Q51 - Vital Signs At a Glance Contract Report for 198196/0001 - September 2019

Name or company name	I J Kellam Ltd
Contract type name	GDS Contract
Purpose of contract	General
Contract start date	01/11/2011
Contract end date	

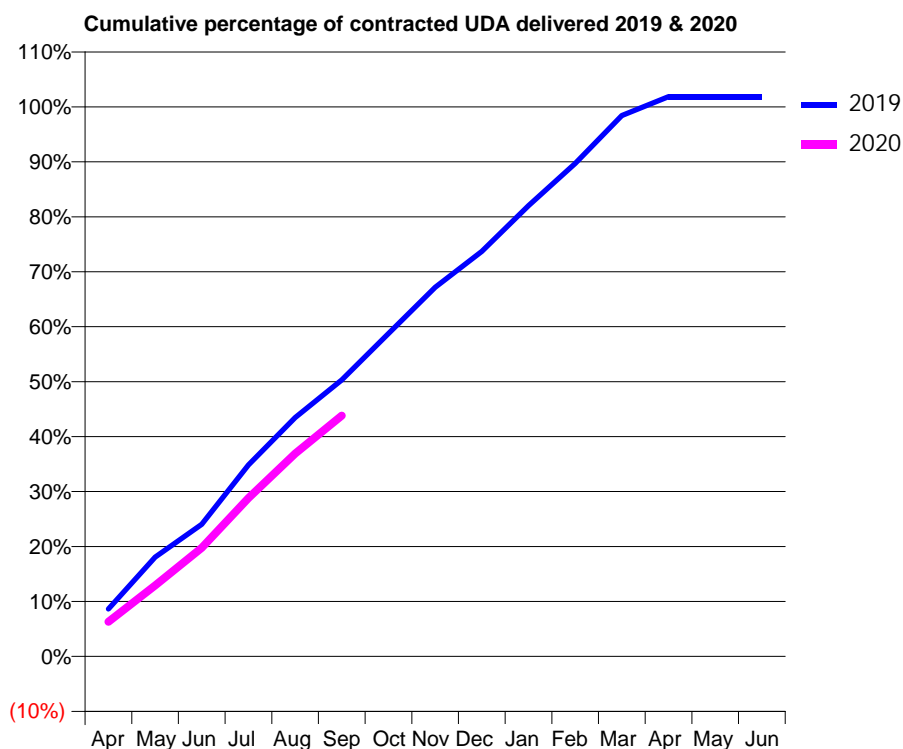
19/20 Contracted general activity (UDA)	18,914
Carry forward general activity (UDA)	-352
19/20 Contracted orthodontic activity (UOA)	0
Carry forward orthodontic activity (UOA)	0
Baseline contract value	£554,001.98

### ACCESS\*

Patients seen in 24 months	Total	Change since previous quarter
Quarter ending September 2018	6,478	
Quarter ending December 2018	6,321	↓
Quarter ending March 2019	6,104	↓
Quarter ending June 2019	6,024	↓
Quarter ending September 2019	5,936	↓
<b>Variance since September 2018</b>	<b>(8.4%)</b>	<b>↓</b>



### ACTIVITY



Month	2019	2020
April	1,637	1,190
May	3,417	2,446
June	4,544	3,739
July	6,591	5,449
August	8,223	6,984
September	9,516	8,286
October	11,114	
November	12,701	
December	13,938	
January	15,513	
February	16,965	
March	18,612	
April	19,266	
May	19,266	
June	19,266	

### QUALITY

	Quantity	Base Number	Contract	AT	Region	England
% of FP17s for the same patient ID Re-attending within 3 months - Children	158	1,688	9.4%	9.3%	12.1%	11.5%
% of FP17s for the same patient ID Re-attending within 3 months - Adults	328	2,730	12.0%	13.4%	15.6%	15.4%
% of FP17s for the same patient ID Re-attending between 3 & 9 months - Children	1,018	1,688	60.3%	62.4%	61.2%	59.7%
% of FP17s for the same patient ID Re-attending between 3 & 9 months - Adults	1,750	2,730	64.1%	55.9%	54.3%	51.7%
% of FP17s for Band 1 Urgent Courses	213	4,082	5.2%	7.9%	9.1%	9.2%
% of FP17s Relating to Free Repair or Replacements	43	4,082	1.1%	1.2%	0.9%	0.7%
% of FP17s Relating to Continuations	40	4,082	1.0%	1.0%	1.0%	0.8%
% of Patients satisfied with the dentistry they have received	3	3	N/A	95.6%	94.4%	93.5%
% of Patients satisfied with the time they had to wait for an appointment	3	3	N/A	87.9%	88.1%	87.4%

\* This is based on patients treated on this contract for their most recent course of treatment. Figures in italics indicate the base number of FP17s or Patient Questionnaire responses are less than 100. N/A is shown where the base number of responses is less than 10 during the period. % is calculated as Quantity/Base number\*100

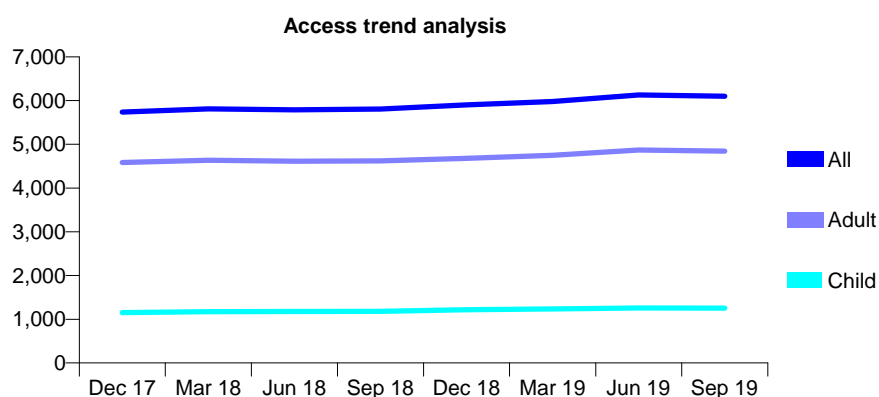
## Q51 - Vital Signs At a Glance Contract Report for 198358/0001 - September 2019

Name or company name	Sprotbrough Dental Practice
Contract type name	GDS Contract
Purpose of contract	General
Contract start date	01/06/2015
Contract end date	

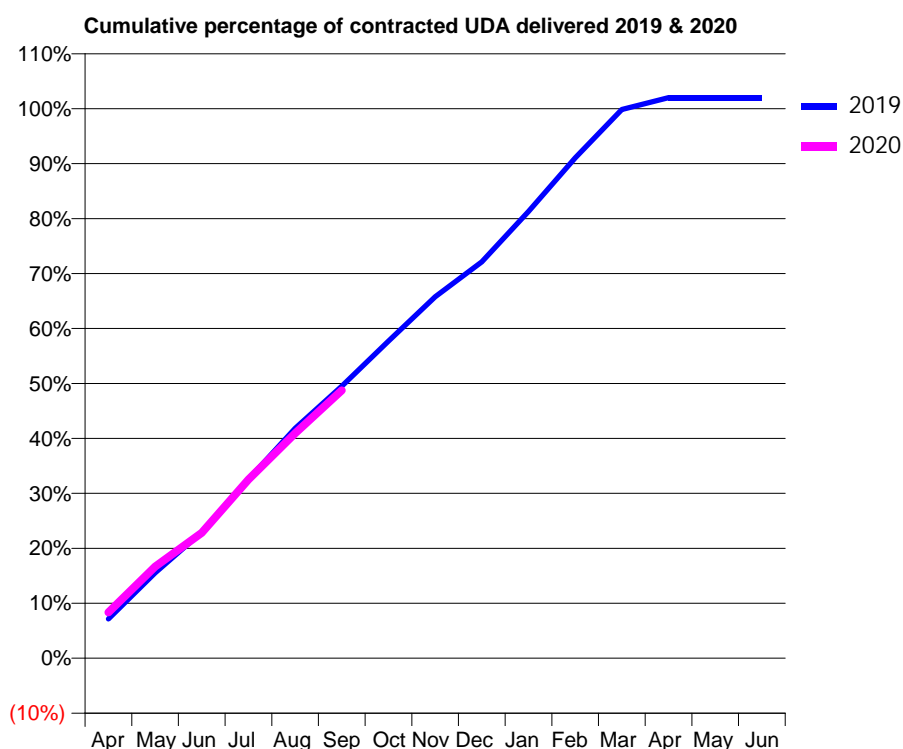
19/20 Contracted general activity (UDA)	18,796
Carry forward general activity (UDA)	-376
19/20 Contracted orthodontic activity (UOA)	0
Carry forward orthodontic activity (UOA)	0
Baseline contract value	£550,542.28

### ACCESS\*

Patients seen in 24 months	Total	Change since previous quarter
Quarter ending September 2018	5,805	
Quarter ending December 2018	5,899	→
Quarter ending March 2019	5,981	→
Quarter ending June 2019	6,128	↑
Quarter ending September 2019	6,099	→
<b>Variance since September 2018</b>	<b>5.1%</b>	<b>↑</b>



### ACTIVITY



Month	2019	2020
April	1,343	1,569
May	2,922	3,135
June	4,311	4,289
July	6,125	6,114
August	7,867	7,694
September	9,301	9,161
October	10,848	
November	12,365	
December	13,559	
January	15,278	
February	17,112	
March	18,767	
April	19,172	
May	19,172	
June	19,172	

### QUALITY

	Quantity	Base Number	Contract	AT	Region	England
% of FP17s for the same patient ID Re-attending within 3 months - Children	42	891	4.7%	9.3%	12.1%	11.5%
% of FP17s for the same patient ID Re-attending within 3 months - Adults	511	3,633	14.1%	13.4%	15.6%	15.4%
% of FP17s for the same patient ID Re-attending between 3 & 9 months - Children	530	891	59.5%	62.4%	61.2%	59.7%
% of FP17s for the same patient ID Re-attending between 3 & 9 months - Adults	2,139	3,633	58.9%	55.9%	54.3%	51.7%
% of FP17s for Band 1 Urgent Courses	311	4,319	7.2%	7.9%	9.1%	9.2%
% of FP17s Relating to Free Repair or Replacements	20	4,319	0.5%	1.2%	0.9%	0.7%
% of FP17s Relating to Continuations	78	4,319	1.8%	1.0%	1.0%	0.8%
% of Patients satisfied with the dentistry they have received	3	3	N/A	95.6%	94.4%	93.5%
% of Patients satisfied with the time they had to wait for an appointment	3	3	N/A	87.9%	88.1%	87.4%

\* This is based on patients treated on this contract for their most recent course of treatment.

Figures in italics indicate the base number of FP17s or Patient Questionnaire responses are less than 100. N/A is shown where the base number of responses is less than 10 during the period. % is calculated as Quantity/Base number\*100

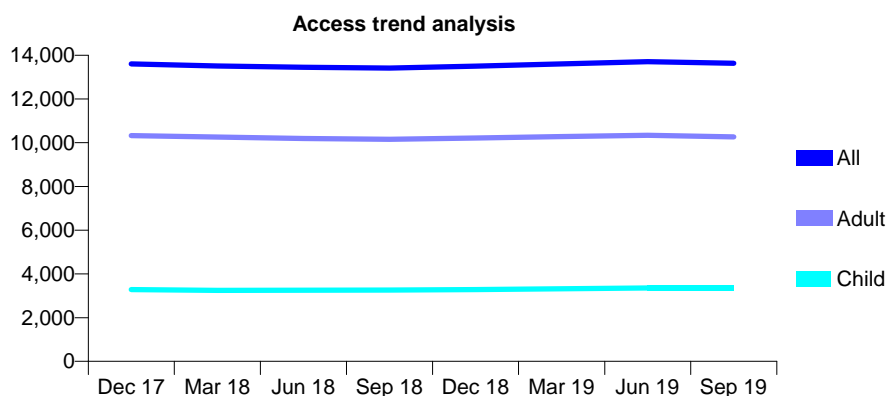
## Q51 - Vital Signs At a Glance Contract Report for 198730/0001 - September 2019

Name or company name	Kimberworth Park Practice Limited
Contract type name	GDS Contract
Purpose of contract	General
Contract start date	01/09/2010
Contract end date	

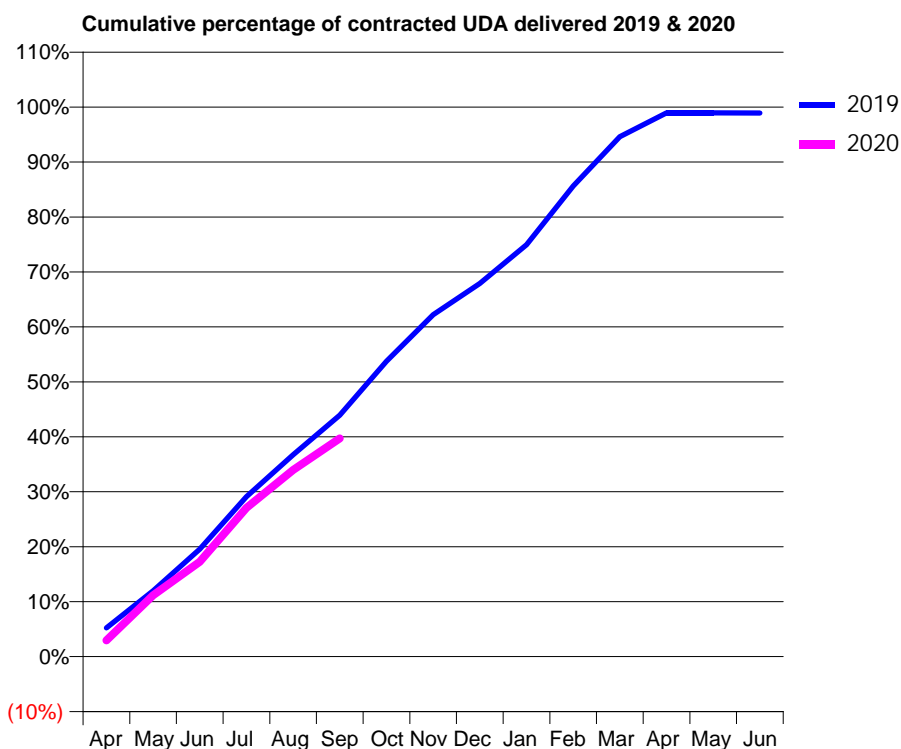
19/20 Contracted general activity (UDA)	34,621
Carry forward general activity (UDA)	370
19/20 Contracted orthodontic activity (UOA)	0
Carry forward orthodontic activity (UOA)	0
Baseline contract value	£1,157,375.97

### ACCESS\*

Patients seen in 24 months	Total	Change since previous quarter
Quarter ending September 2018	13,415	
Quarter ending December 2018	13,502	→
Quarter ending March 2019	13,604	→
Quarter ending June 2019	13,703	→
Quarter ending September 2019	13,628	→
<b>Variance since September 2018</b>	<b>1.6%</b>	<b>→</b>



### ACTIVITY



Month	Adjusted Scheduled Activity (UDA)	
	2019	2020
April	1,810	1,017
May	4,145	3,870
June	6,768	5,976
July	10,078	9,373
August	12,718	11,764
September	15,211	13,749
October	18,603	
November	21,544	
December	23,502	
January	25,947	
February	29,640	
March	32,756	
April	34,255	
May	34,254	
June	34,251	

### QUALITY

	Quantity	Base Number	Contract	AT	Region	England
% of FP17s for the same patient ID Re-attending within 3 months - Children	157	2,072	7.6%	9.3%	12.1%	11.5%
% of FP17s for the same patient ID Re-attending within 3 months - Adults	893	5,994	14.9%	13.4%	15.6%	15.4%
% of FP17s for the same patient ID Re-attending between 3 & 9 months - Children	1,011	2,072	48.8%	62.4%	61.2%	59.7%
% of FP17s for the same patient ID Re-attending between 3 & 9 months - Adults	2,500	5,994	41.7%	55.9%	54.3%	51.7%
% of FP17s for Band 1 Urgent Courses	846	6,686	12.7%	7.9%	9.1%	9.2%
% of FP17s Relating to Free Repair or Replacements	98	6,686	1.5%	1.2%	0.9%	0.7%
% of FP17s Relating to Continuations	79	6,686	1.2%	1.0%	1.0%	0.8%
% of Patients satisfied with the dentistry they have received	7	8	N/A	95.6%	94.4%	93.5%
% of Patients satisfied with the time they had to wait for an appointment	8	8	N/A	87.9%	88.1%	87.4%

\* This is based on patients treated on this contract for their most recent course of treatment. Figures in italics indicate the base number of FP17s or Patient Questionnaire responses are less than 100. N/A is shown where the base number of responses is less than 10 during the period. % is calculated as Quantity/Base number\*100

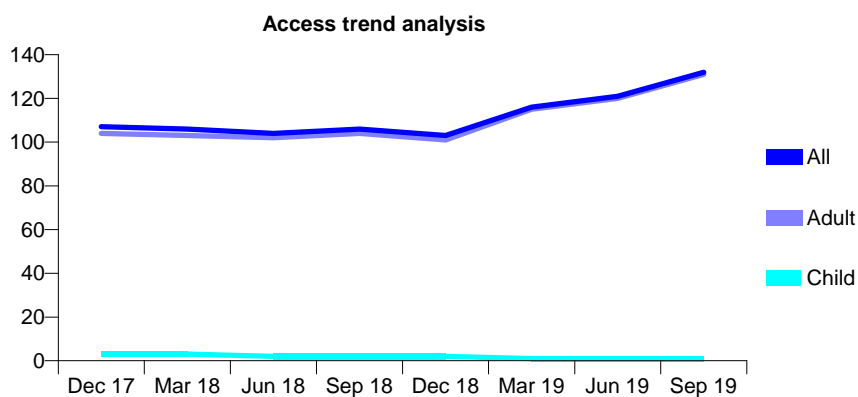
## Q51 - Vital Signs At a Glance Contract Report for 198730/0002 - September 2019

Name or company name	Kimberworth Park Practice Limited
Contract type name	PDS Contract
Purpose of contract	General
Contract start date	01/05/2015
Contract end date	30/04/2020

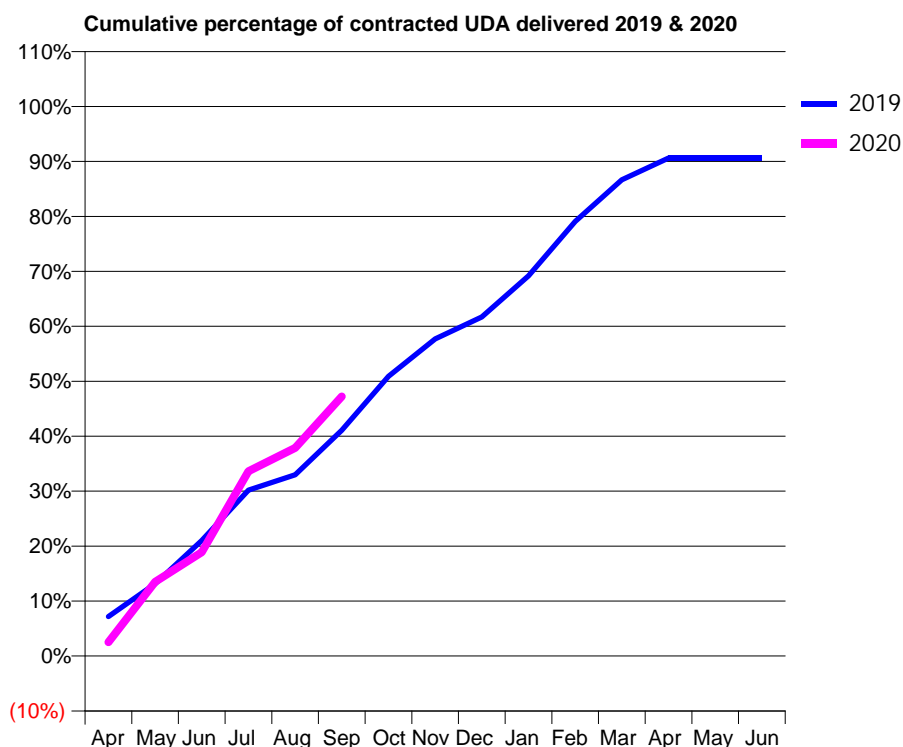
19/20 Contracted general activity (UDA)	1,800
Carry forward general activity (UDA)	0
19/20 Contracted orthodontic activity (UOA)	0
Carry forward orthodontic activity (UOA)	0
Baseline contract value	£79,221.65

### ACCESS\*

Patients seen in 24 months	Total	Change since previous quarter
Quarter ending September 2018	106	
Quarter ending December 2018	103	↓
Quarter ending March 2019	116	↑
Quarter ending June 2019	121	↑
Quarter ending September 2019	132	↑
<b>Variance since September 2018</b>	<b>24.5%</b>	<b>↑</b>



### ACTIVITY



Month	Adjusted Scheduled Activity (UDA)	
	2019	2020
April	129	45
May	237	243
June	378	340
July	543	605
August	594	682
September	739	850
October	916	
November	1,039	
December	1,111	
January	1,245	
February	1,423	
March	1,559	
April	1,631	
May	1,631	
June	1,631	

### QUALITY

	Quantity	Base Number	Contract	AT	Region	England
% of FP17s for the same patient ID Re-attending within 3 months - Children	0	2	0.0%	9.3%	12.1%	11.5%
% of FP17s for the same patient ID Re-attending within 3 months - Adults	58	307	18.9%	13.4%	15.6%	15.4%
% of FP17s for the same patient ID Re-attending between 3 & 9 months - Children	0	2	0.0%	62.4%	61.2%	59.7%
% of FP17s for the same patient ID Re-attending between 3 & 9 months - Adults	9	307	2.9%	55.9%	54.3%	51.7%
% of FP17s for Band 1 Urgent Courses	3	285	1.1%	7.9%	9.1%	9.2%
% of FP17s Relating to Free Repair or Replacements	0	285	0.0%	1.2%	0.9%	0.7%
% of FP17s Relating to Continuations	0	285	0.0%	1.0%	1.0%	0.8%
% of Patients satisfied with the dentistry they have received	0	0	N/A	95.6%	94.4%	93.5%
% of Patients satisfied with the time they had to wait for an appointment	0	0	N/A	87.9%	88.1%	87.4%

\* This is based on patients treated on this contract for their most recent course of treatment.

Figures in italics indicate the base number of FP17s or Patient Questionnaire responses are less than 100. N/A is shown where the base number of responses is less than 10 during the period. % is calculated as Quantity/Base number\*100

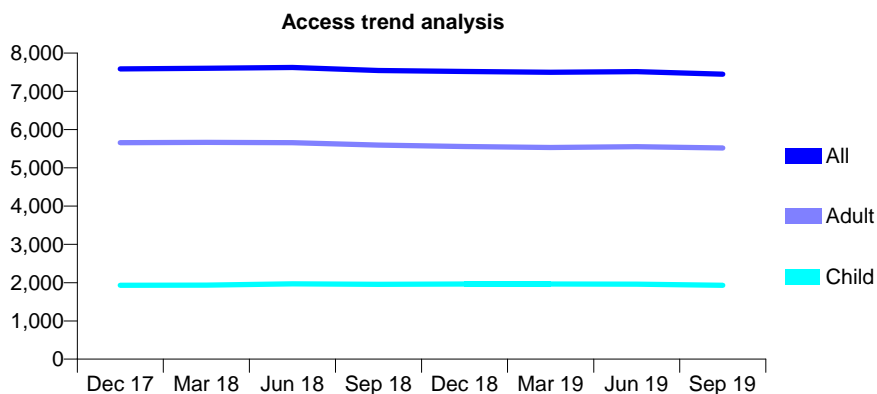
## Q51 - Vital Signs At a Glance Contract Report for 198749/0001 - September 2019

Name or company name	RICHMOND DENTAL CARE
Contract type name	Pilot Contract
Purpose of contract	General
Contract start date	01/04/2009
Contract end date	

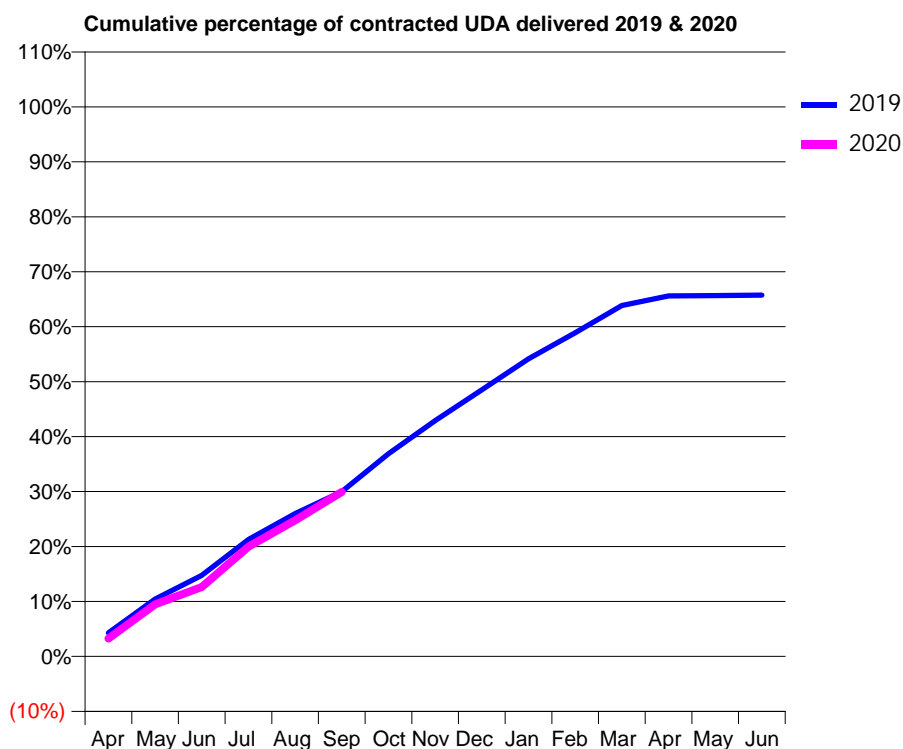
19/20 Contracted general activity (UDA)	25,655
Carry forward general activity (UDA)	0
19/20 Contracted orthodontic activity (UOA)	0
Carry forward orthodontic activity (UOA)	0
Baseline contract value	£806,816.50

### ACCESS\*

Patients seen in 24 months	Total	Change since previous quarter
Quarter ending September 2018	7,545	
Quarter ending December 2018	7,521	→
Quarter ending March 2019	7,497	→
Quarter ending June 2019	7,512	→
Quarter ending September 2019	7,449	→
<b>Variance since September 2018</b>	<b>(1.3%)</b>	<b>↓</b>



### ACTIVITY



Month	2019	2020
April	1,106	833
May	2,680	2,431
June	3,781	3,239
July	5,456	5,118
August	6,671	6,355
September	7,694	7,680
October	9,459	
November	11,010	
December	12,440	
January	13,896	
February	15,114	
March	16,385	
April	16,834	
May	16,842	
June	16,868	

### QUALITY

	Quantity	Base Number	Contract	AT	Region	England
% of FP17s for the same patient ID Re-attending within 3 months - Children	103	1,583	6.5%	9.3%	12.1%	11.5%
% of FP17s for the same patient ID Re-attending within 3 months - Adults	399	3,469	11.5%	13.4%	15.6%	15.4%
% of FP17s for the same patient ID Re-attending between 3 & 9 months - Children	1,091	1,583	68.9%	62.4%	61.2%	59.7%
% of FP17s for the same patient ID Re-attending between 3 & 9 months - Adults	1,775	3,469	51.2%	55.9%	54.3%	51.7%
% of FP17s for Band 1 Urgent Courses	436	4,414	9.9%	7.9%	9.1%	9.2%
% of FP17s Relating to Free Repair or Replacements	43	4,414	1.0%	1.2%	0.9%	0.7%
% of FP17s Relating to Continuations	7	4,414	0.2%	1.0%	1.0%	0.8%
% of Patients satisfied with the dentistry they have received	2	2	N/A	95.6%	94.4%	93.5%
% of Patients satisfied with the time they had to wait for an appointment	2	2	N/A	87.9%	88.1%	87.4%

\* This is based on patients treated on this contract for their most recent course of treatment. Figures in italics indicate the base number of FP17s or Patient Questionnaire responses are less than 100. N/A is shown where the base number of responses is less than 10 during the period. % is calculated as Quantity/Base number\*100

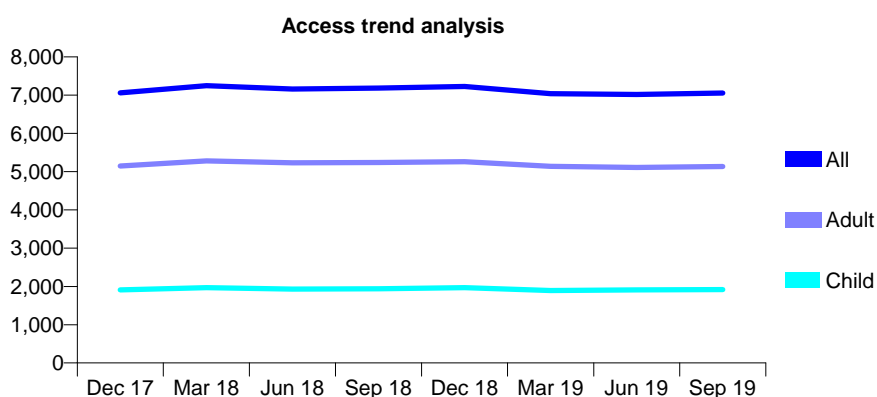
## Q51 - Vital Signs At a Glance Contract Report for 202401/0003 - September 2019

Name or company name	MR RS NICHOLSON
Contract type name	GDS Contract
Purpose of contract	General
Contract start date	03/04/2007
Contract end date	

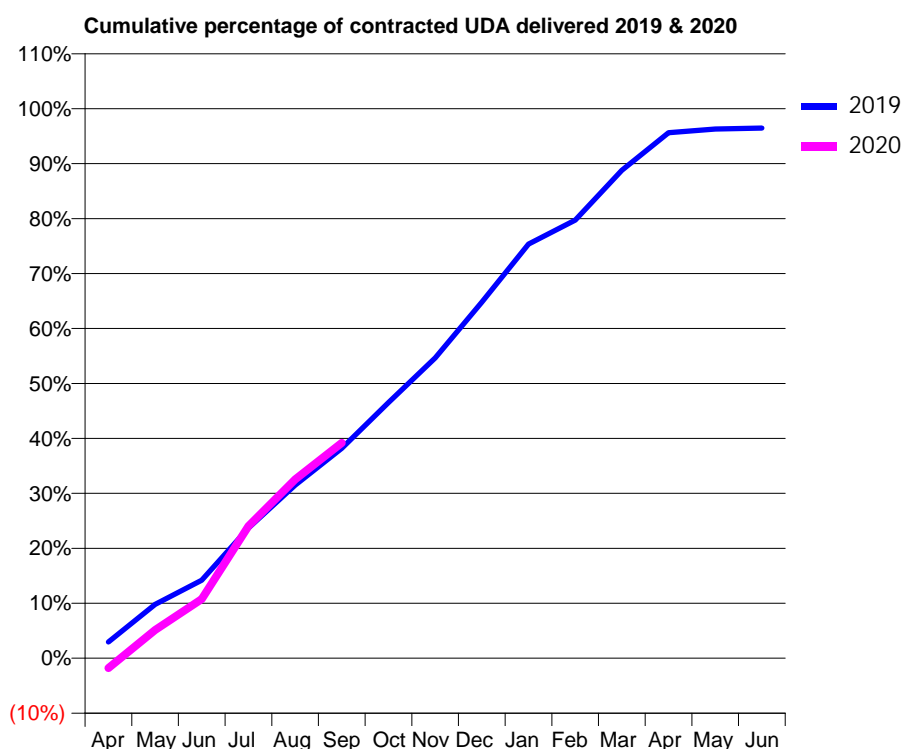
19/20 Contracted general activity (UDA)	19,000
Carry forward general activity (UDA)	671
19/20 Contracted orthodontic activity (UOA)	0
Carry forward orthodontic activity (UOA)	0
Baseline contract value	£545,244.56

### ACCESS\*

Patients seen in 24 months	Total	Change since previous quarter
Quarter ending September 2018	7,182	
Quarter ending December 2018	7,227	→
Quarter ending March 2019	7,035	↓
Quarter ending June 2019	7,017	→
Quarter ending September 2019	7,052	→
<b>Variance since September 2018</b>	<b>(1.8%)</b>	<b>↓</b>



### ACTIVITY



Month	2019	2020
April	561	-343
May	1,863	977
June	2,700	2,044
July	4,504	4,567
August	5,985	6,187
September	7,258	7,442
October	8,839	
November	10,384	
December	12,310	
January	14,317	
February	15,151	
March	16,869	
April	18,169	
May	18,295	
June	18,329	

### QUALITY

	Quantity	Base Number	Contract	AT	Region	England
% of FP17s for the same patient ID Re-attending within 3 months - Children	118	1,246	9.5%	9.3%	12.1%	11.5%
% of FP17s for the same patient ID Re-attending within 3 months - Adults	371	3,064	12.1%	13.4%	15.6%	15.4%
% of FP17s for the same patient ID Re-attending between 3 & 9 months - Children	572	1,246	45.9%	62.4%	61.2%	59.7%
% of FP17s for the same patient ID Re-attending between 3 & 9 months - Adults	1,420	3,064	46.3%	55.9%	54.3%	51.7%
% of FP17s for Band 1 Urgent Courses	189	3,701	5.1%	7.9%	9.1%	9.2%
% of FP17s Relating to Free Repair or Replacements	76	3,701	2.1%	1.2%	0.9%	0.7%
% of FP17s Relating to Continuations	114	3,701	3.1%	1.0%	1.0%	0.8%
% of Patients satisfied with the dentistry they have received	3	3	N/A	95.6%	94.4%	93.5%
% of Patients satisfied with the time they had to wait for an appointment	3	3	N/A	87.9%	88.1%	87.4%

\* This is based on patients treated on this contract for their most recent course of treatment.

Figures in italics indicate the base number of FP17s or Patient Questionnaire responses are less than 100. N/A is shown where the base number of responses is less than 10 during the period. % is calculated as Quantity/Base number\*100



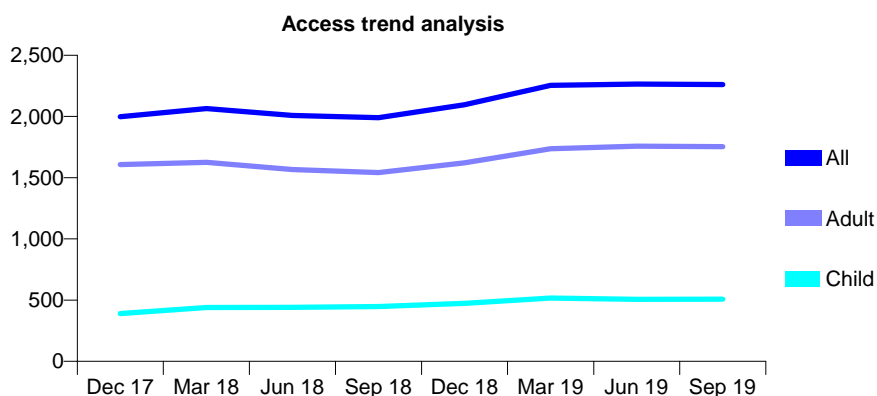
## Q51 - Vital Signs At a Glance Contract Report for 214108/0001 - September 2019

Name or company name	MR H McWilliam
Contract type name	GDS Contract
Purpose of contract	General
Contract start date	01/04/2006
Contract end date	

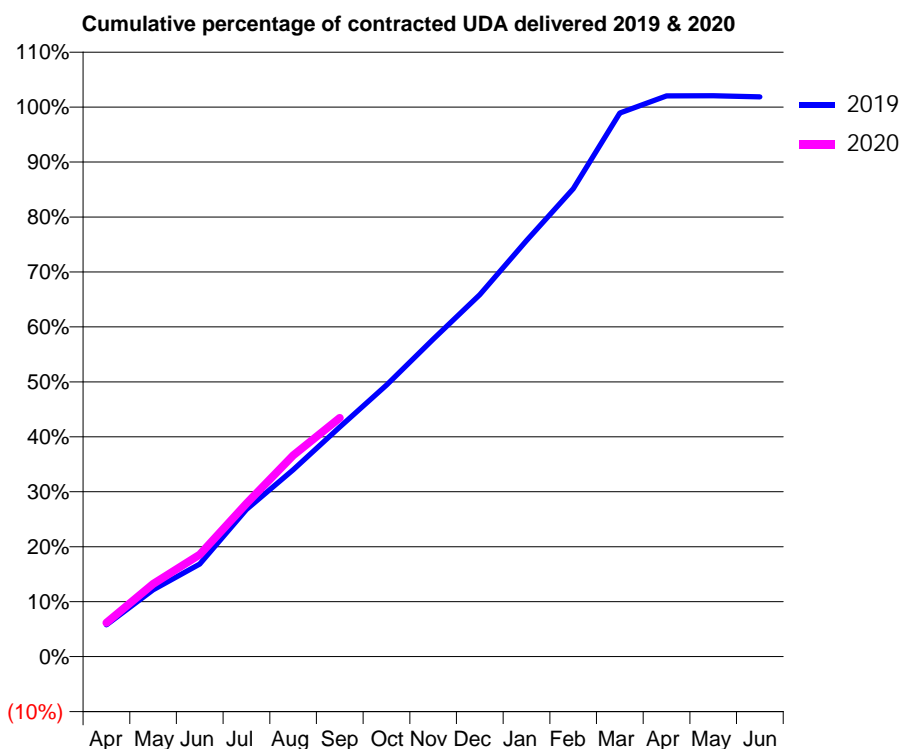
19/20 Contracted general activity (UDA)	5,839
Carry forward general activity (UDA)	-108
19/20 Contracted orthodontic activity (UOA)	0
Carry forward orthodontic activity (UOA)	0
Baseline contract value	£171,026.58

### ACCESS\*

Patients seen in 24 months	Total	Change since previous quarter
Quarter ending September 2018	1,990	
Quarter ending December 2018	2,096	↑
Quarter ending March 2019	2,254	↑
Quarter ending June 2019	2,265	→
Quarter ending September 2019	2,261	→
<b>Variance since September 2018</b>	<b>13.6%</b>	<b>↑</b>



### ACTIVITY



Month	Adjusted Scheduled Activity (UDA)	
	2019	2020
April	339	359
May	711	773
June	984	1,084
July	1,564	1,626
August	1,986	2,139
September	2,439	2,537
October	2,884	
November	3,373	
December	3,845	
January	4,421	
February	4,971	
March	5,776	
April	5,957	
May	5,958	
June	5,947	

### QUALITY

	Quantity	Base Number	Contract	AT	Region	England
% of FP17s for the same patient ID Re-attending within 3 months - Children	13	300	4.3%	9.3%	12.1%	11.5%
% of FP17s for the same patient ID Re-attending within 3 months - Adults	94	1,111	8.5%	13.4%	15.6%	15.4%
% of FP17s for the same patient ID Re-attending between 3 & 9 months - Children	147	300	49.0%	62.4%	61.2%	59.7%
% of FP17s for the same patient ID Re-attending between 3 & 9 months - Adults	503	1,111	45.3%	55.9%	54.3%	51.7%
% of FP17s for Band 1 Urgent Courses	125	1,327	9.4%	7.9%	9.1%	9.2%
% of FP17s Relating to Free Repair or Replacements	13	1,327	1.0%	1.2%	0.9%	0.7%
% of FP17s Relating to Continuations	13	1,327	1.0%	1.0%	1.0%	0.8%
% of Patients satisfied with the dentistry they have received	0	0	N/A	95.6%	94.4%	93.5%
% of Patients satisfied with the time they had to wait for an appointment	0	0	N/A	87.9%	88.1%	87.4%

\* This is based on patients treated on this contract for their most recent course of treatment. Figures in italics indicate the base number of FP17s or Patient Questionnaire responses are less than 100. N/A is shown where the base number of responses is less than 10 during the period. % is calculated as Quantity/Base number\*100

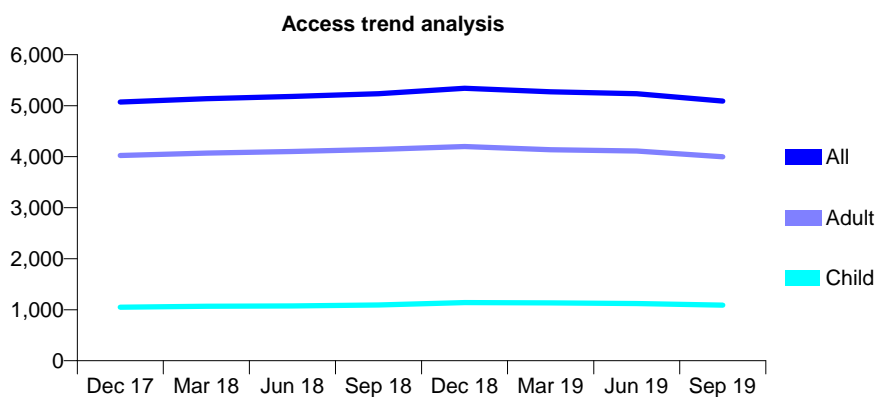
## Q51 - Vital Signs At a Glance Contract Report for 214264/0001 - September 2019

Name or company name	J M Nadolinska & M R Nadolinski
Contract type name	GDS Contract
Purpose of contract	General
Contract start date	01/04/2006
Contract end date	

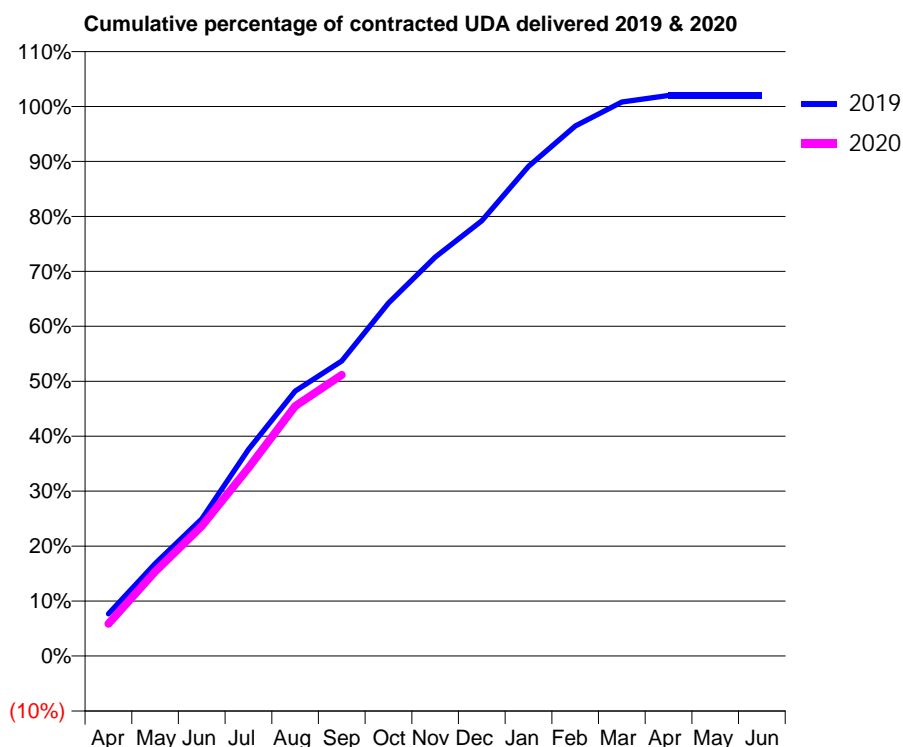
19/20 Contracted general activity (UDA)	13,383
Carry forward general activity (UDA)	-268
19/20 Contracted orthodontic activity (UOA)	0
Carry forward orthodontic activity (UOA)	0
Baseline contract value	£391,995.07

### ACCESS\*

Patients seen in 24 months	Total	Change since previous quarter
Quarter ending September 2018	5,235	
Quarter ending December 2018	5,343	↑
Quarter ending March 2019	5,272	↓
Quarter ending June 2019	5,234	→
Quarter ending September 2019	5,090	↓
<b>Variance since September 2018</b>	<b>(2.8%)</b>	<b>↓</b>



### ACTIVITY



Month	Adjusted Scheduled Activity (UDA)	
	2019	2020
April	1,027	786
May	2,251	2,058
June	3,338	3,163
July	5,028	4,582
August	6,451	6,087
September	7,185	6,843
October	8,594	
November	9,715	
December	10,597	
January	11,924	
February	12,903	
March	13,491	
April	13,653	
May	13,653	
June	13,653	

### QUALITY

	Quantity	Base Number	Contract	AT	Region	England
% of FP17s for the same patient ID Re-attending within 3 months - Children	64	783	8.2%	9.3%	12.1%	11.5%
% of FP17s for the same patient ID Re-attending within 3 months - Adults	379	2,794	13.6%	13.4%	15.6%	15.4%
% of FP17s for the same patient ID Re-attending between 3 & 9 months - Children	525	783	67.0%	62.4%	61.2%	59.7%
% of FP17s for the same patient ID Re-attending between 3 & 9 months - Adults	1,220	2,794	43.7%	55.9%	54.3%	51.7%
% of FP17s for Band 1 Urgent Courses	306	3,470	8.8%	7.9%	9.1%	9.2%
% of FP17s Relating to Free Repair or Replacements	9	3,470	0.3%	1.2%	0.9%	0.7%
% of FP17s Relating to Continuations	37	3,470	1.1%	1.0%	1.0%	0.8%
% of Patients satisfied with the dentistry they have received	1	1	N/A	95.6%	94.4%	93.5%
% of Patients satisfied with the time they had to wait for an appointment	1	1	N/A	87.9%	88.1%	87.4%

\* This is based on patients treated on this contract for their most recent course of treatment. Figures in italics indicate the base number of FP17s or Patient Questionnaire responses are less than 100. N/A is shown where the base number of responses is less than 10 during the period. % is calculated as Quantity/Base number\*100

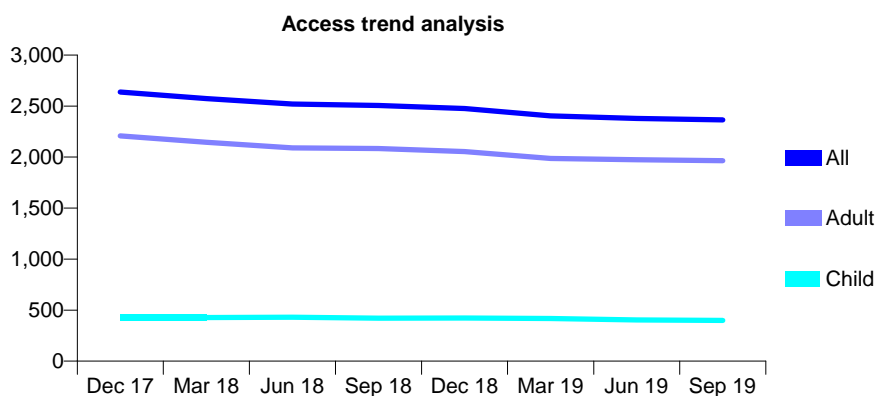
## Q51 - Vital Signs At a Glance Contract Report for 215538/0001 - September 2019

Name or company name	Aditya Singh
Contract type name	GDS Contract
Purpose of contract	General
Contract start date	01/04/2006
Contract end date	

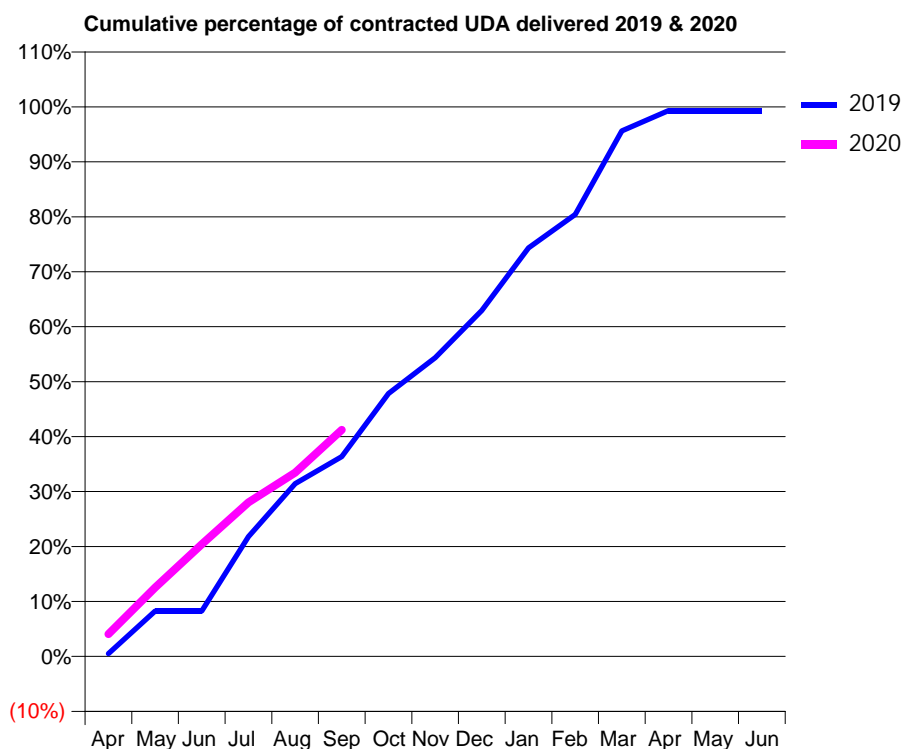
19/20 Contracted general activity (UDA)	7,635
Carry forward general activity (UDA)	-37
19/20 Contracted orthodontic activity (UOA)	0
Carry forward orthodontic activity (UOA)	0
Baseline contract value	£185,624.67

### ACCESS\*

Patients seen in 24 months	Total	Change since previous quarter
Quarter ending September 2018	2,505	
Quarter ending December 2018	2,477	↓
Quarter ending March 2019	2,403	↓
Quarter ending June 2019	2,379	→
Quarter ending September 2019	2,365	→
<b>Variance since September 2018</b>	<b>(5.6%)</b>	<b>↓</b>



### ACTIVITY



Month	Adjusted Scheduled Activity (UDA)	
	2019	2020
April	41	310
May	631	957
June	631	1,557
July	1,665	2,141
August	2,400	2,555
September	2,777	3,147
October	3,654	
November	4,152	
December	4,807	
January	5,676	
February	6,138	
March	7,302	
April	7,582	
May	7,582	
June	7,582	

### QUALITY

	Quantity	Base Number	Contract	AT	Region	England
% of FP17s for the same patient ID Re-attending within 3 months - Children	16	311	5.1%	9.3%	12.1%	11.5%
% of FP17s for the same patient ID Re-attending within 3 months - Adults	185	1,265	14.6%	13.4%	15.6%	15.4%
% of FP17s for the same patient ID Re-attending between 3 & 9 months - Children	201	311	64.6%	62.4%	61.2%	59.7%
% of FP17s for the same patient ID Re-attending between 3 & 9 months - Adults	643	1,265	50.8%	55.9%	54.3%	51.7%
% of FP17s for Band 1 Urgent Courses	108	1,454	7.4%	7.9%	9.1%	9.2%
% of FP17s Relating to Free Repair or Replacements	24	1,454	1.7%	1.2%	0.9%	0.7%
% of FP17s Relating to Continuations	44	1,454	3.0%	1.0%	1.0%	0.8%
% of Patients satisfied with the dentistry they have received	0	0	N/A	95.6%	94.4%	93.5%
% of Patients satisfied with the time they had to wait for an appointment	0	0	N/A	87.9%	88.1%	87.4%

\* This is based on patients treated on this contract for their most recent course of treatment. Figures in italics indicate the base number of FP17s or Patient Questionnaire responses are less than 100. N/A is shown where the base number of responses is less than 10 during the period. % is calculated as Quantity/Base number\*100

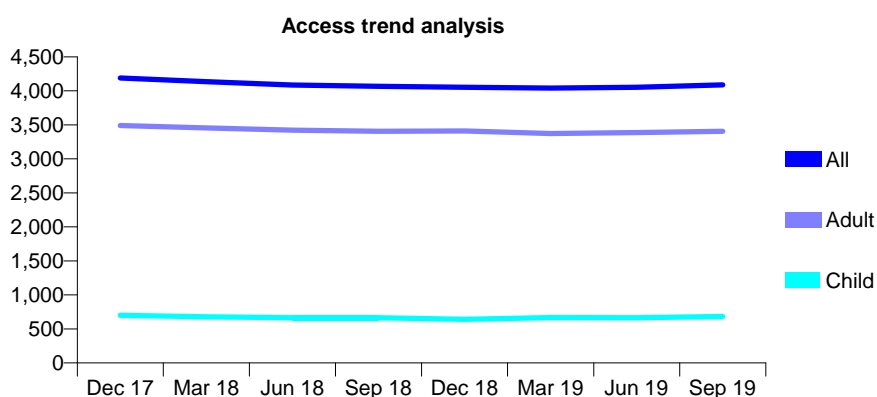
## Q51 - Vital Signs At a Glance Contract Report for 219940/0001 - September 2019

Name or company name	Minto Road Dental Care
Contract type name	Pilot Contract
Purpose of contract	General
Contract start date	01/04/2006
Contract end date	

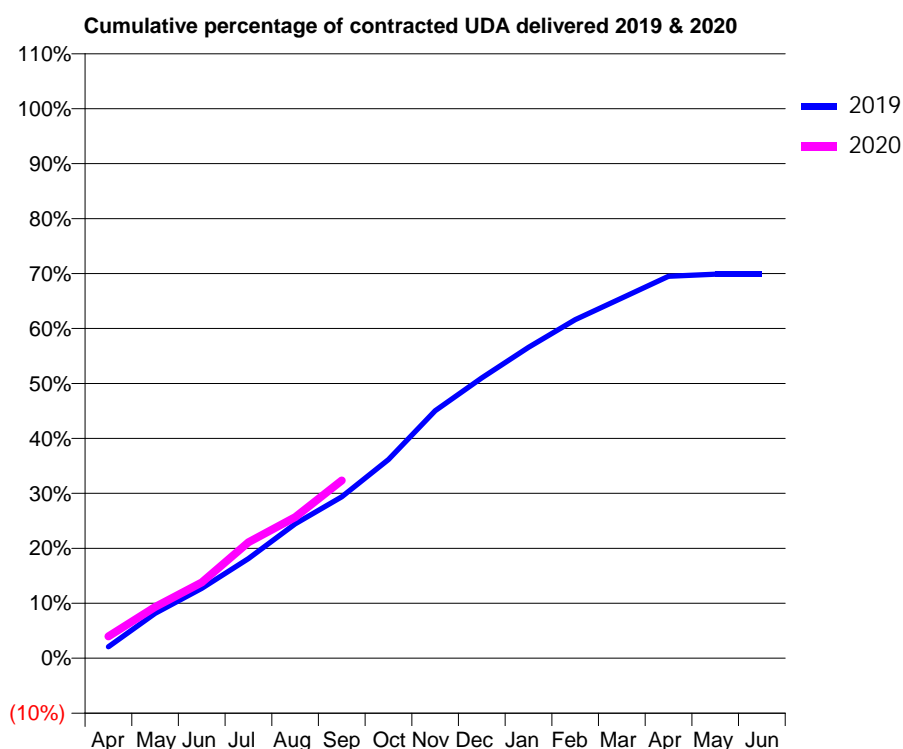
19/20 Contracted general activity (UDA)	12,365
Carry forward general activity (UDA)	0
19/20 Contracted orthodontic activity (UOA)	0
Carry forward orthodontic activity (UOA)	0
Baseline contract value	£437,130.56

### ACCESS\*

Patients seen in 24 months	Total	Change since previous quarter
Quarter ending September 2018	4,067	
Quarter ending December 2018	4,054	→
Quarter ending March 2019	4,041	→
Quarter ending June 2019	4,051	→
Quarter ending September 2019	4,089	→
<b>Variance since September 2018</b>	<b>0.5%</b>	<b>→</b>



### ACTIVITY



Month	2019	2020
April	258	491
May	1,011	1,155
June	1,572	1,707
July	2,244	2,608
August	3,024	3,173
September	3,631	3,998
October	4,470	
November	5,567	
December	6,306	
January	6,997	
February	7,617	
March	8,104	
April	8,594	
May	8,641	
June	8,640	

### QUALITY

	Quantity	Base Number	Contract	AT	Region	England
% of FP17s for the same patient ID Re-attending within 3 months - Children	11	379	2.9%	9.3%	12.1%	11.5%
% of FP17s for the same patient ID Re-attending within 3 months - Adults	84	1,566	5.4%	13.4%	15.6%	15.4%
% of FP17s for the same patient ID Re-attending between 3 & 9 months - Children	124	379	32.7%	62.4%	61.2%	59.7%
% of FP17s for the same patient ID Re-attending between 3 & 9 months - Adults	434	1,566	27.7%	55.9%	54.3%	51.7%
% of FP17s for Band 1 Urgent Courses	141	1,821	7.7%	7.9%	9.1%	9.2%
% of FP17s Relating to Free Repair or Replacements	1	1,821	0.1%	1.2%	0.9%	0.7%
% of FP17s Relating to Continuations	6	1,821	0.3%	1.0%	1.0%	0.8%
% of Patients satisfied with the dentistry they have received	2	2	N/A	95.6%	94.4%	93.5%
% of Patients satisfied with the time they had to wait for an appointment	2	2	N/A	87.9%	88.1%	87.4%

\* This is based on patients treated on this contract for their most recent course of treatment.

Figures in italics indicate the base number of FP17s or Patient Questionnaire responses are less than 100. N/A is shown where the base number of responses is less than 10 during the period. % is calculated as Quantity/Base number\*100

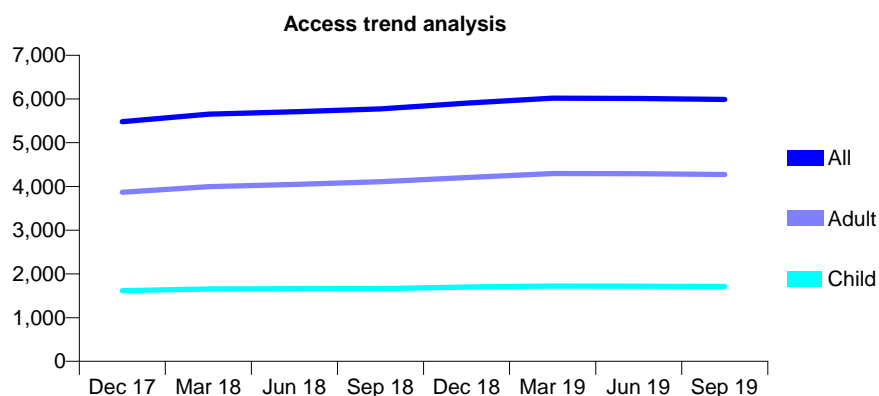
## Q51 - Vital Signs At a Glance Contract Report for 230901/0001 - September 2019

Name or company name	Julius Dental
Contract type name	GDS Contract
Purpose of contract	General and Orthodontic
Contract start date	01/04/2006
Contract end date	

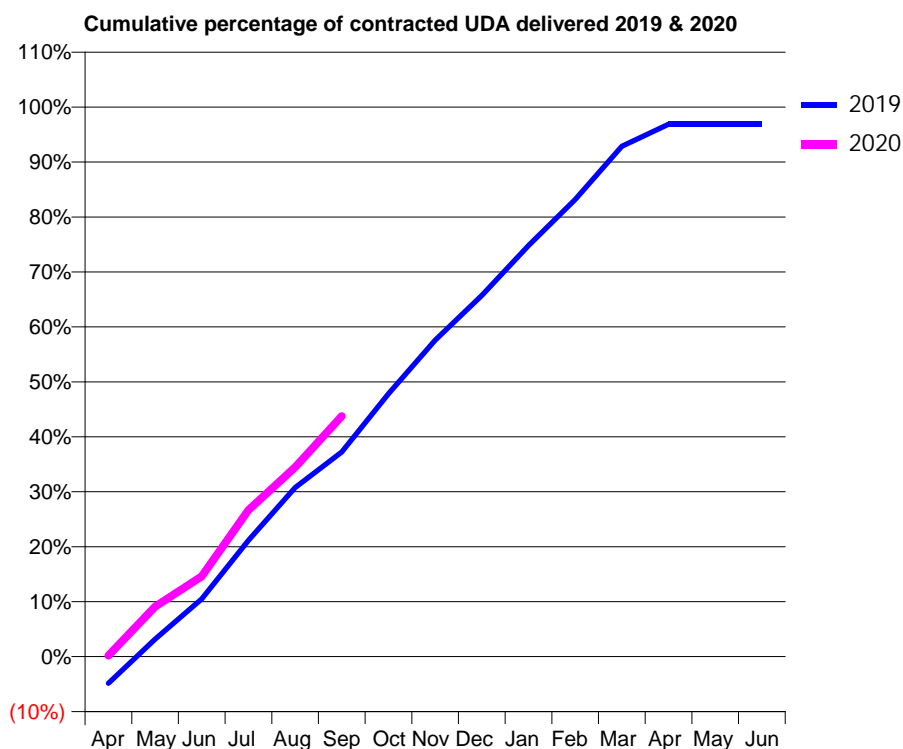
19/20 Contracted general activity (UDA)	19,164
Carry forward general activity (UDA)	602
19/20 Contracted orthodontic activity (UOA)	1,050
Carry forward orthodontic activity (UOA)	23
Baseline contract value	£631,793.83

### ACCESS\*

Patients seen in 24 months	Total	Change since previous quarter
Quarter ending September 2018	5,772	
Quarter ending December 2018	5,906	↑
Quarter ending March 2019	6,018	→
Quarter ending June 2019	6,010	→
Quarter ending September 2019	5,990	→
<b>Variance since September 2018</b>	<b>3.8%</b>	<b>↑</b>



### ACTIVITY



Month	Adjusted Scheduled Activity (UDA)	
	2019	2020
April	-933	35
May	612	1,745
June	2,013	2,802
July	4,054	5,108
August	5,901	6,606
September	7,134	8,389
October	9,171	
November	11,038	
December	12,596	
January	14,334	
February	15,944	
March	17,797	
April	18,565	
May	18,562	
June	18,562	

### QUALITY

	Quantity	Base Number	Contract	AT	Region	England
% of FP17s for the same patient ID Re-attending within 3 months - Children	123	1,456	8.4%	9.3%	12.1%	11.5%
% of FP17s for the same patient ID Re-attending within 3 months - Adults	297	2,842	10.5%	13.4%	15.6%	15.4%
% of FP17s for the same patient ID Re-attending between 3 & 9 months - Children	982	1,456	67.4%	62.4%	61.2%	59.7%
% of FP17s for the same patient ID Re-attending between 3 & 9 months - Adults	1,760	2,842	61.9%	55.9%	54.3%	51.7%
% of FP17s for Band 1 Urgent Courses	125	3,933	3.2%	7.9%	9.1%	9.2%
% of FP17s Relating to Free Repair or Replacements	19	3,933	0.5%	1.2%	0.9%	0.7%
% of FP17s Relating to Continuations	90	3,933	2.3%	1.0%	1.0%	0.8%
% of Patients satisfied with the dentistry they have received	1	1	N/A	95.6%	94.4%	93.5%
% of Patients satisfied with the time they had to wait for an appointment	1	1	N/A	87.9%	88.1%	87.4%

\* This is based on patients treated on this contract for their most recent course of treatment. Figures in italics indicate the base number of FP17s or Patient Questionnaire responses are less than 100. N/A is shown where the base number of responses is less than 10 during the period. % is calculated as Quantity/Base number\*100

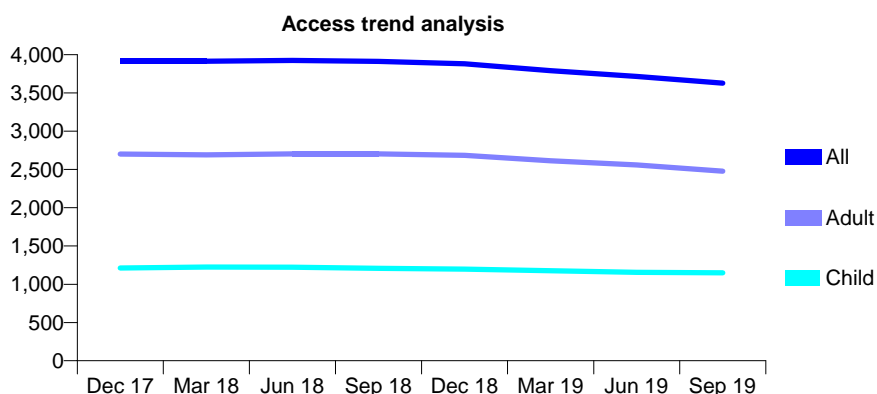
## Q51 - Vital Signs At a Glance Contract Report for 233021/0001 - September 2019

Name or company name	MR AJ CADMAN
Contract type name	GDS Contract
Purpose of contract	General
Contract start date	01/04/2006
Contract end date	

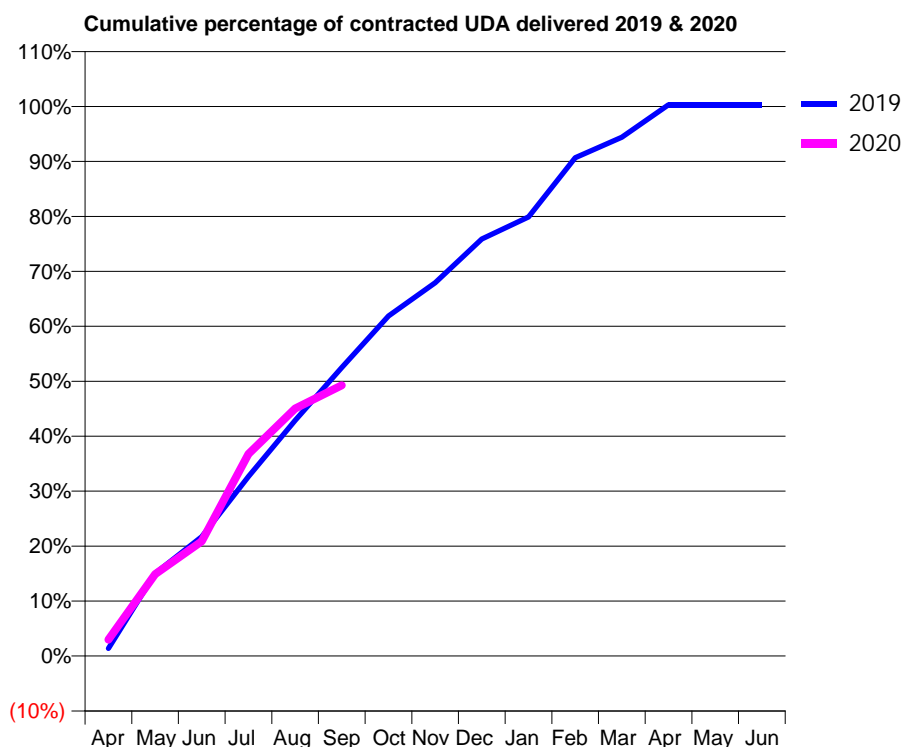
19/20 Contracted general activity (UDA)	7,585
Carry forward general activity (UDA)	0
19/20 Contracted orthodontic activity (UOA)	0
Carry forward orthodontic activity (UOA)	0
Baseline contract value	£253,338.10

### ACCESS\*

Patients seen in 24 months	Total	Change since previous quarter
Quarter ending September 2018	3,912	
Quarter ending December 2018	3,881	→
Quarter ending March 2019	3,790	↓
Quarter ending June 2019	3,715	↓
Quarter ending September 2019	3,628	↓
<b>Variance since September 2018</b>	<b>(7.3%)</b>	<b>↓</b>



### ACTIVITY



Month	Adjusted Scheduled Activity (UDA)	
	2019	2020
April	105	228
May	1,141	1,129
June	1,646	1,581
July	2,479	2,789
August	3,253	3,416
September	3,981	3,738
October	4,694	
November	5,153	
December	5,755	
January	6,061	
February	6,878	
March	7,159	
April	7,608	
May	7,608	
June	7,608	

### QUALITY

	Quantity	Base Number	Contract	AT	Region	England
% of FP17s for the same patient ID Re-attending within 3 months - Children	52	892	5.8%	9.3%	12.1%	11.5%
% of FP17s for the same patient ID Re-attending within 3 months - Adults	153	1,585	9.7%	13.4%	15.6%	15.4%
% of FP17s for the same patient ID Re-attending between 3 & 9 months - Children	607	892	68.0%	62.4%	61.2%	59.7%
% of FP17s for the same patient ID Re-attending between 3 & 9 months - Adults	849	1,585	53.6%	55.9%	54.3%	51.7%
% of FP17s for Band 1 Urgent Courses	104	2,201	4.7%	7.9%	9.1%	9.2%
% of FP17s Relating to Free Repair or Replacements	21	2,201	1.0%	1.2%	0.9%	0.7%
% of FP17s Relating to Continuations	23	2,201	1.0%	1.0%	1.0%	0.8%
% of Patients satisfied with the dentistry they have received	1	1	N/A	95.6%	94.4%	93.5%
% of Patients satisfied with the time they had to wait for an appointment	1	1	N/A	87.9%	88.1%	87.4%

\* This is based on patients treated on this contract for their most recent course of treatment. Figures in italics indicate the base number of FP17s or Patient Questionnaire responses are less than 100. N/A is shown where the base number of responses is less than 10 during the period. % is calculated as Quantity/Base number\*100

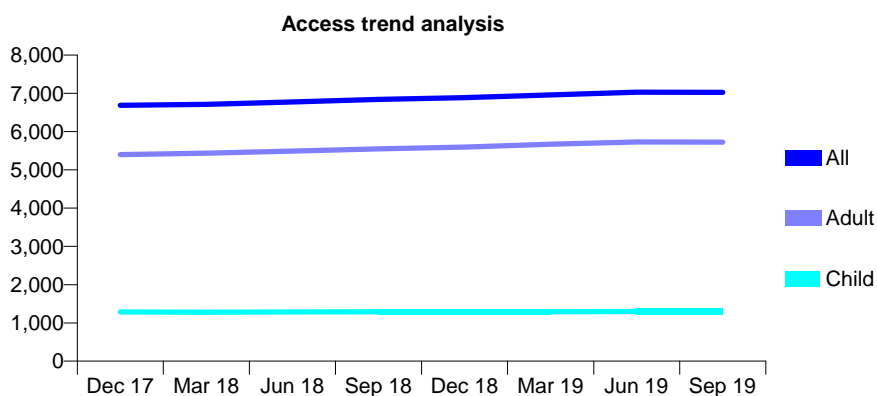
## Q51 - Vital Signs At a Glance Contract Report for 234230/0001 - September 2019

Name or company name	MR IA SHELBOURNE
Contract type name	GDS Contract
Purpose of contract	General
Contract start date	01/12/2008
Contract end date	

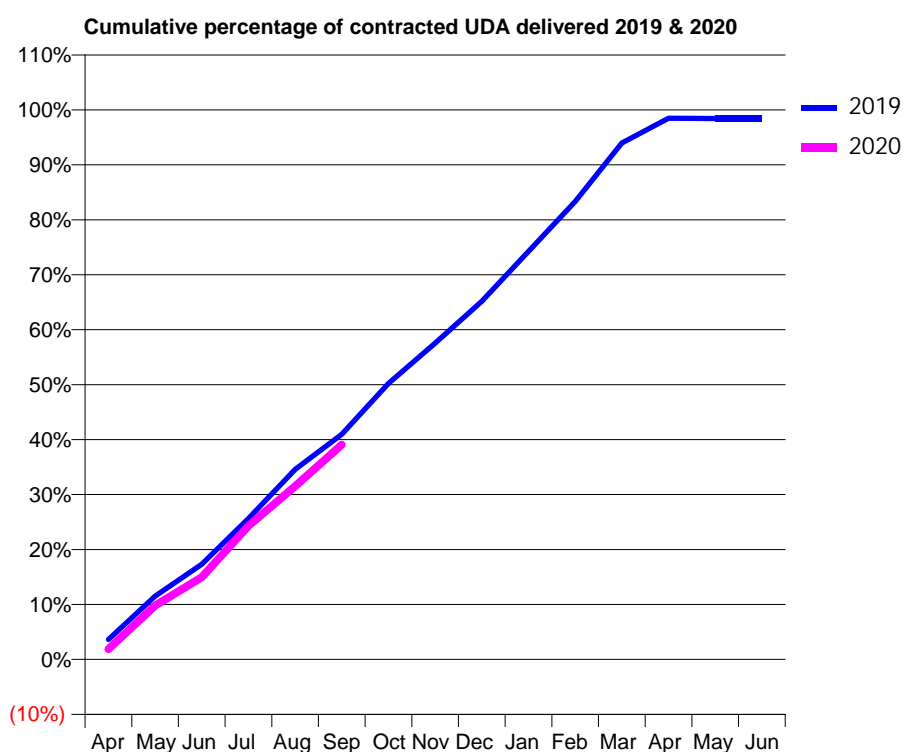
19/20 Contracted general activity (UDA)	20,016
Carry forward general activity (UDA)	316
19/20 Contracted orthodontic activity (UOA)	0
Carry forward orthodontic activity (UOA)	0
Baseline contract value	£574,400.81

### ACCESS\*

Patients seen in 24 months	Total	Change since previous quarter
Quarter ending September 2018	6,842	
Quarter ending December 2018	6,887	→
Quarter ending March 2019	6,961	→
Quarter ending June 2019	7,028	→
Quarter ending September 2019	7,024	→
<b>Variance since September 2018</b>	<b>2.7%</b>	<b>↑</b>



### ACTIVITY



Month	Adjusted Scheduled Activity (UDA)	
	2019	2020
April	725	375
May	2,303	1,959
June	3,468	2,992
July	5,134	4,864
August	6,925	6,312
September	8,203	7,823
October	10,050	
November	11,521	
December	13,046	
January	14,860	
February	16,678	
March	18,809	
April	19,708	
May	19,699	
June	19,700	

### QUALITY

	Quantity	Base Number	Contract	AT	Region	England
% of FP17s for the same patient ID Re-attending within 3 months - Children	59	1,091	5.4%	9.3%	12.1%	11.5%
% of FP17s for the same patient ID Re-attending within 3 months - Adults	364	3,849	9.5%	13.4%	15.6%	15.4%
% of FP17s for the same patient ID Re-attending between 3 & 9 months - Children	775	1,091	71.0%	62.4%	61.2%	59.7%
% of FP17s for the same patient ID Re-attending between 3 & 9 months - Adults	2,055	3,849	53.4%	55.9%	54.3%	51.7%
% of FP17s for Band 1 Urgent Courses	303	4,578	6.6%	7.9%	9.1%	9.2%
% of FP17s Relating to Free Repair or Replacements	30	4,578	0.7%	1.2%	0.9%	0.7%
% of FP17s Relating to Continuations	42	4,578	0.9%	1.0%	1.0%	0.8%
% of Patients satisfied with the dentistry they have received	6	6	N/A	95.6%	94.4%	93.5%
% of Patients satisfied with the time they had to wait for an appointment	6	6	N/A	87.9%	88.1%	87.4%

\* This is based on patients treated on this contract for their most recent course of treatment. Figures in italics indicate the base number of FP17s or Patient Questionnaire responses are less than 100. N/A is shown where the base number of responses is less than 10 during the period. % is calculated as Quantity/Base number\*100

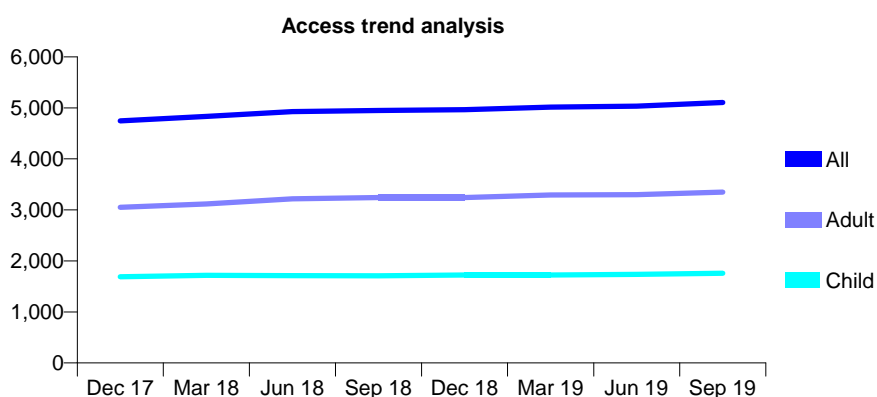
## Q51 - Vital Signs At a Glance Contract Report for 253421/0003 - September 2019

Name or company name	MR MA CHOUDHRY
Contract type name	GDS Contract
Purpose of contract	General
Contract start date	01/04/2006
Contract end date	

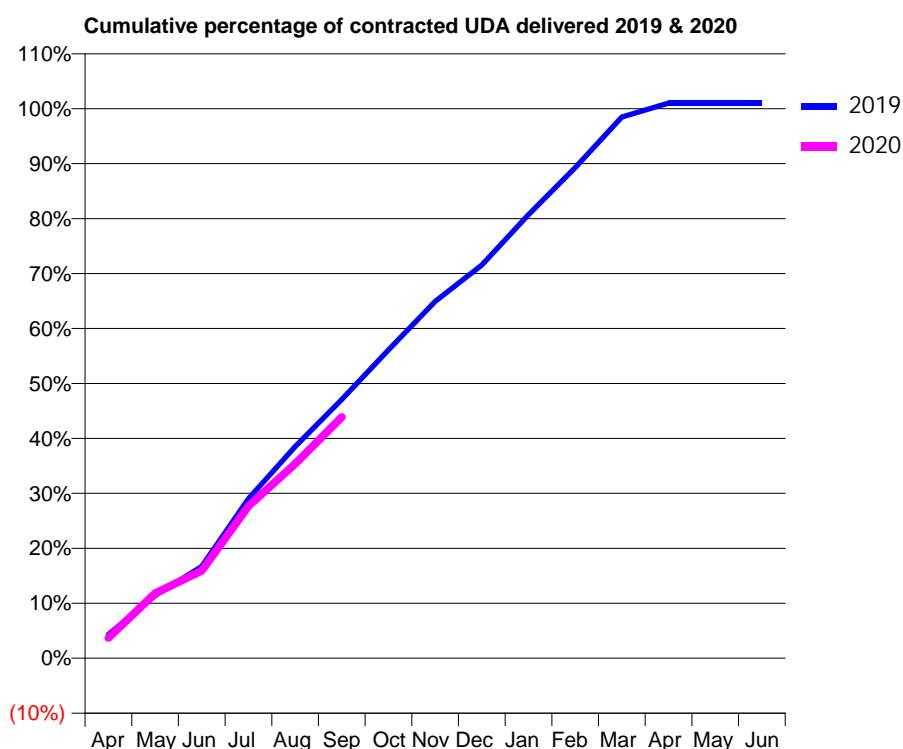
19/20 Contracted general activity (UDA)	11,573
Carry forward general activity (UDA)	-117
19/20 Contracted orthodontic activity (UOA)	0
Carry forward orthodontic activity (UOA)	0
Baseline contract value	£378,866.00

### ACCESS\*

Patients seen in 24 months	Total	Change since previous quarter
Quarter ending September 2018	4,950	
Quarter ending December 2018	4,966	→
Quarter ending March 2019	5,016	→
Quarter ending June 2019	5,035	→
Quarter ending September 2019	5,107	→
<b>Variance since September 2018</b>	<b>3.2%</b>	<b>↑</b>



### ACTIVITY



Adjusted Scheduled Activity (UDA)		
Month	2019	2020
April	502	431
May	1,320	1,365
June	1,935	1,841
July	3,360	3,203
August	4,458	4,094
September	5,450	5,080
October	6,491	
November	7,513	
December	8,277	
January	9,338	
February	10,330	
March	11,397	
April	11,690	
May	11,690	
June	11,690	

### QUALITY

	Quantity	Base Number	Contract	AT	Region	England
% of FP17s for the same patient ID Re-attending within 3 months - Children	99	1,084	9.1%	9.3%	12.1%	11.5%
% of FP17s for the same patient ID Re-attending within 3 months - Adults	390	2,003	19.5%	13.4%	15.6%	15.4%
% of FP17s for the same patient ID Re-attending between 3 & 9 months - Children	540	1,084	49.8%	62.4%	61.2%	59.7%
% of FP17s for the same patient ID Re-attending between 3 & 9 months - Adults	777	2,003	38.8%	55.9%	54.3%	51.7%
% of FP17s for Band 1 Urgent Courses	429	2,568	16.7%	7.9%	9.1%	9.2%
% of FP17s Relating to Free Repair or Replacements	32	2,568	1.2%	1.2%	0.9%	0.7%
% of FP17s Relating to Continuations	52	2,568	2.0%	1.0%	1.0%	0.8%
% of Patients satisfied with the dentistry they have received	4	4	N/A	95.6%	94.4%	93.5%
% of Patients satisfied with the time they had to wait for an appointment	4	4	N/A	87.9%	88.1%	87.4%

\* This is based on patients treated on this contract for their most recent course of treatment. Figures in italics indicate the base number of FP17s or Patient Questionnaire responses are less than 100. N/A is shown where the base number of responses is less than 10 during the period. % is calculated as Quantity/Base number\*100



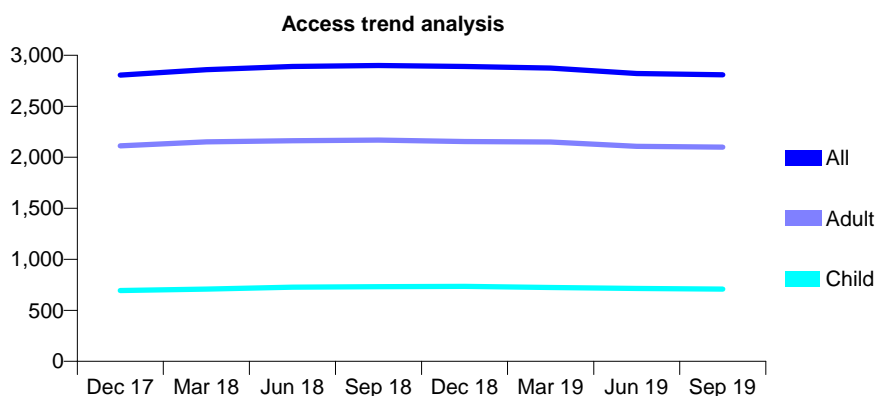
## Q51 - Vital Signs At a Glance Contract Report for 263478/0001 - September 2019

Name or company name	Tickhill Dental & Implant Centre Limited
Contract type name	GDS Contract
Purpose of contract	General
Contract start date	01/01/2011
Contract end date	

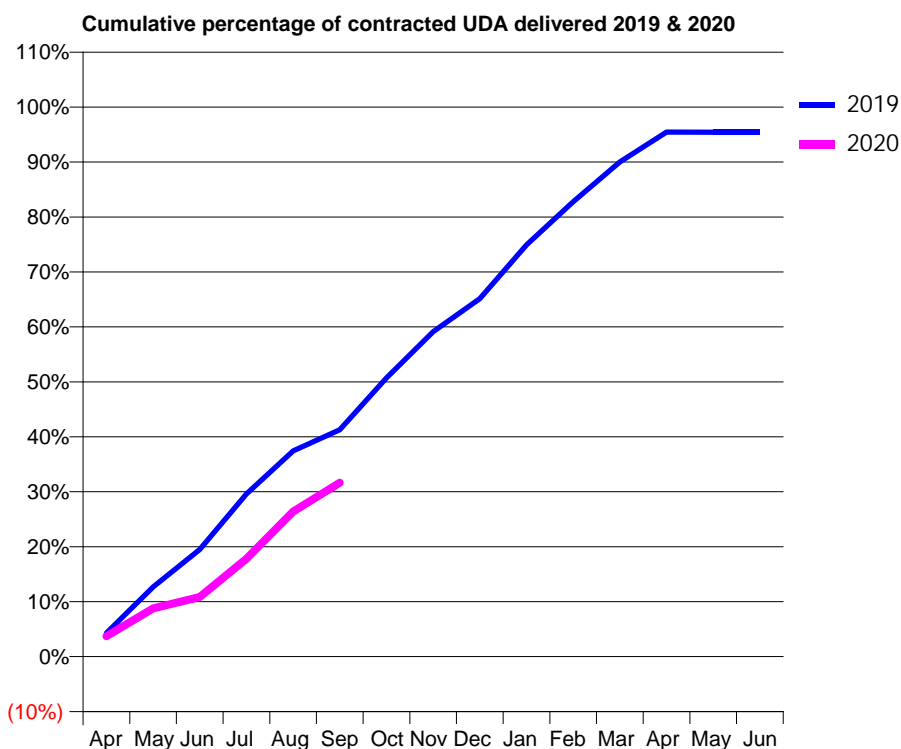
19/20 Contracted general activity (UDA)	9,040
Carry forward general activity (UDA)	0
19/20 Contracted orthodontic activity (UOA)	0
Carry forward orthodontic activity (UOA)	0
Baseline contract value	£264,786.40

### ACCESS\*

Patients seen in 24 months	Total	Change since previous quarter
Quarter ending September 2018	2,900	
Quarter ending December 2018	2,890	→
Quarter ending March 2019	2,874	→
Quarter ending June 2019	2,822	↓
Quarter ending September 2019	2,808	→
<b>Variance since September 2018</b>	<b>(3.2%)</b>	<b>↓</b>



### ACTIVITY



Month	Adjusted Scheduled Activity (UDA)	
	2019	2020
April	390	336
May	1,146	795
June	1,762	982
July	2,676	1,612
August	3,385	2,386
September	3,733	2,862
October	4,587	
November	5,345	
December	5,887	
January	6,773	
February	7,485	
March	8,135	
April	8,628	
May	8,626	
June	8,626	

### QUALITY

	Quantity	Base Number	Contract	AT	Region	England
% of FP17s for the same patient ID Re-attending within 3 months - Children	29	532	5.5%	9.3%	12.1%	11.5%
% of FP17s for the same patient ID Re-attending within 3 months - Adults	197	1,570	12.5%	13.4%	15.6%	15.4%
% of FP17s for the same patient ID Re-attending between 3 & 9 months - Children	397	532	74.6%	62.4%	61.2%	59.7%
% of FP17s for the same patient ID Re-attending between 3 & 9 months - Adults	1,157	1,570	73.7%	55.9%	54.3%	51.7%
% of FP17s for Band 1 Urgent Courses	77	1,830	4.2%	7.9%	9.1%	9.2%
% of FP17s Relating to Free Repair or Replacements	5	1,830	0.3%	1.2%	0.9%	0.7%
% of FP17s Relating to Continuations	22	1,830	1.2%	1.0%	1.0%	0.8%
% of Patients satisfied with the dentistry they have received	0	0	N/A	95.6%	94.4%	93.5%
% of Patients satisfied with the time they had to wait for an appointment	0	0	N/A	87.9%	88.1%	87.4%

\* This is based on patients treated on this contract for their most recent course of treatment. Figures in italics indicate the base number of FP17s or Patient Questionnaire responses are less than 100. N/A is shown where the base number of responses is less than 10 during the period. % is calculated as Quantity/Base number\*100

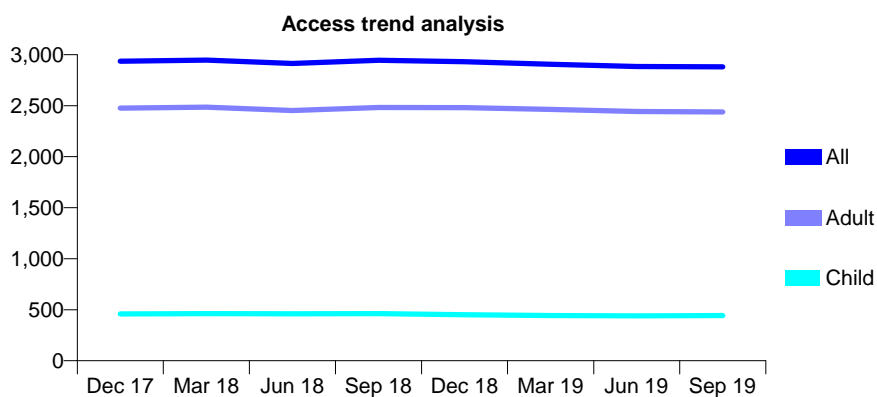
## Q51 - Vital Signs At a Glance Contract Report for 320331/0001 - September 2019

Name or company name	MR PR GIBBONS
Contract type name	GDS Contract
Purpose of contract	General
Contract start date	01/04/2006
Contract end date	

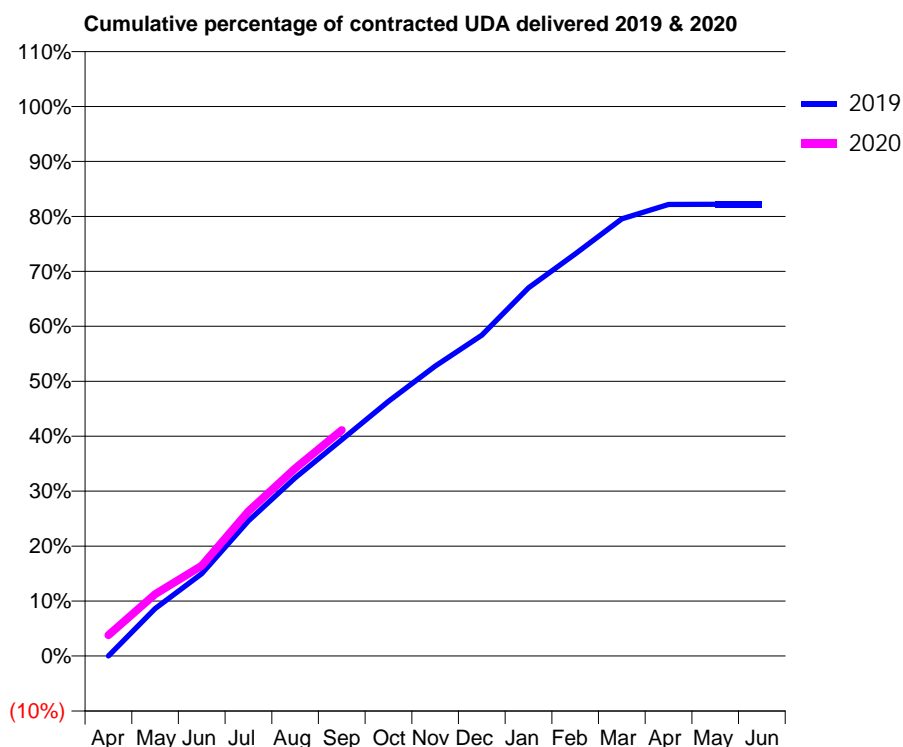
19/20 Contracted general activity (UDA)	9,000
Carry forward general activity (UDA)	0
19/20 Contracted orthodontic activity (UOA)	0
Carry forward orthodontic activity (UOA)	0
Baseline contract value	£258,294.27

### ACCESS\*

Patients seen in 24 months	Total	Change since previous quarter
Quarter ending September 2018	2,944	
Quarter ending December 2018	2,931	→
Quarter ending March 2019	2,906	→
Quarter ending June 2019	2,884	→
Quarter ending September 2019	2,880	→
<b>Variance since September 2018</b>	<b>(2.2%)</b>	<b>↓</b>



### ACTIVITY



Month	Adjusted Scheduled Activity (UDA)	
	2019	2020
April	0	342
May	821	1,014
June	1,421	1,481
July	2,332	2,370
August	3,076	3,075
September	3,733	3,702
October	4,396	
November	5,002	
December	5,536	
January	6,353	
February	6,940	
March	7,542	
April	7,792	
May	7,795	
June	7,795	

### QUALITY

	Quantity	Base Number	Contract	AT	Region	England
% of FP17s for the same patient ID Re-attending within 3 months - Children	40	406	9.9%	9.3%	12.1%	11.5%
% of FP17s for the same patient ID Re-attending within 3 months - Adults	135	1,768	7.6%	13.4%	15.6%	15.4%
% of FP17s for the same patient ID Re-attending between 3 & 9 months - Children	246	406	60.6%	62.4%	61.2%	59.7%
% of FP17s for the same patient ID Re-attending between 3 & 9 months - Adults	1,083	1,768	61.3%	55.9%	54.3%	51.7%
% of FP17s for Band 1 Urgent Courses	18	2,028	0.9%	7.9%	9.1%	9.2%
% of FP17s Relating to Free Repair or Replacements	7	2,028	0.3%	1.2%	0.9%	0.7%
% of FP17s Relating to Continuations	22	2,028	1.1%	1.0%	1.0%	0.8%
% of Patients satisfied with the dentistry they have received	1	1	N/A	95.6%	94.4%	93.5%
% of Patients satisfied with the time they had to wait for an appointment	1	1	N/A	87.9%	88.1%	87.4%

\* This is based on patients treated on this contract for their most recent course of treatment. Figures in italics indicate the base number of FP17s or Patient Questionnaire responses are less than 100. N/A is shown where the base number of responses is less than 10 during the period. % is calculated as Quantity/Base number\*100

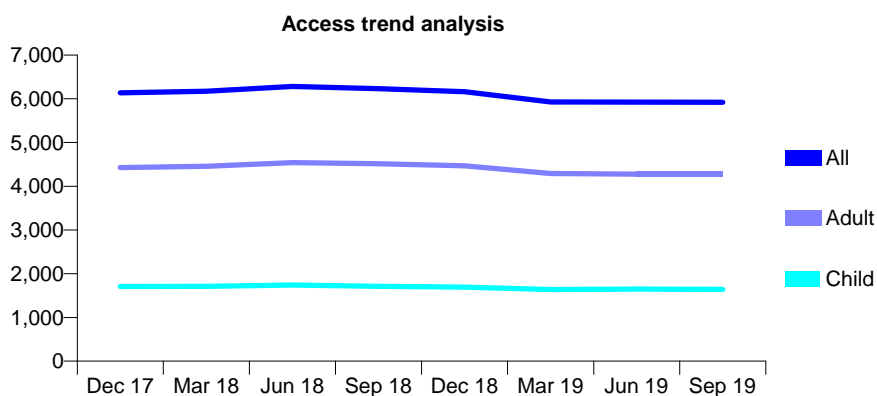
## Q51 - Vital Signs At a Glance Contract Report for 325880/0001 - September 2019

Name or company name	Anderson & Broadberry Dental Care
Contract type name	GDS Contract
Purpose of contract	General
Contract start date	01/04/2006
Contract end date	

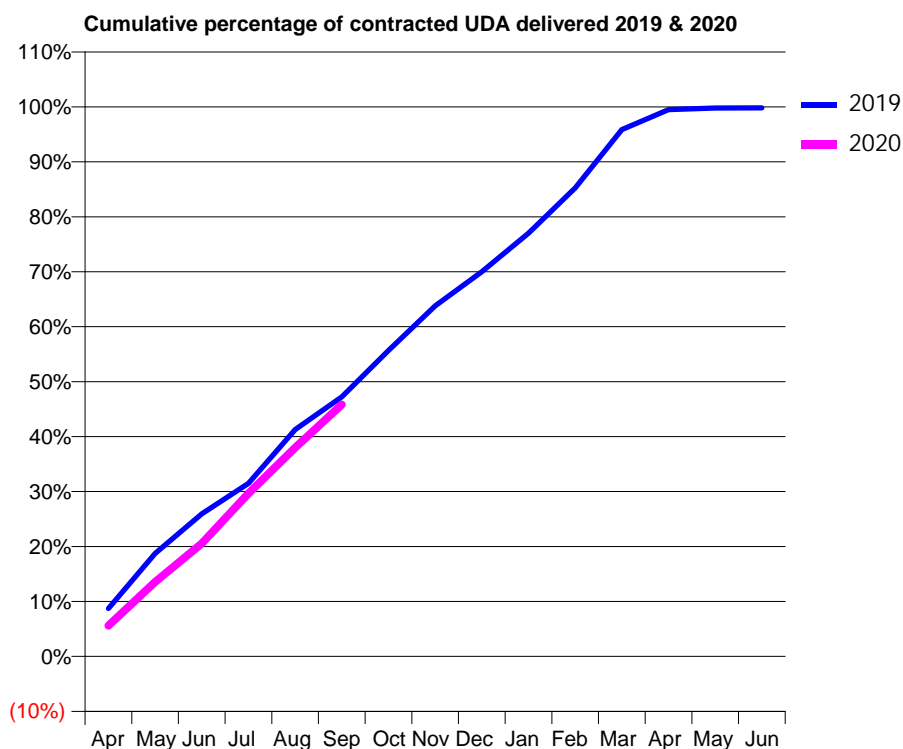
19/20 Contracted general activity (UDA)	16,565
Carry forward general activity (UDA)	28
19/20 Contracted orthodontic activity (UOA)	0
Carry forward orthodontic activity (UOA)	0
Baseline contract value	£442,475.99

### ACCESS\*

Patients seen in 24 months	Total	Change since previous quarter
Quarter ending September 2018	6,229	
Quarter ending December 2018	6,162	↓
Quarter ending March 2019	5,928	↓
Quarter ending June 2019	5,926	→
Quarter ending September 2019	5,923	→
<b>Variance since September 2018</b>	<b>(4.9%)</b>	<b>↓</b>



### ACTIVITY



Month	Adjusted Scheduled Activity (UDA)	
	2019	2020
April	1,444	931
May	3,106	2,243
June	4,296	3,403
July	5,214	4,914
August	6,838	6,292
September	7,820	7,593
October	9,222	
November	10,566	
December	11,596	
January	12,758	
February	14,122	
March	15,881	
April	16,484	
May	16,531	
June	16,537	

### QUALITY

	Quantity	Base Number	Contract	AT	Region	England
% of FP17s for the same patient ID Re-attending within 3 months - Children	92	1,404	6.6%	9.3%	12.1%	11.5%
% of FP17s for the same patient ID Re-attending within 3 months - Adults	381	3,264	11.7%	13.4%	15.6%	15.4%
% of FP17s for the same patient ID Re-attending between 3 & 9 months - Children	906	1,404	64.5%	62.4%	61.2%	59.7%
% of FP17s for the same patient ID Re-attending between 3 & 9 months - Adults	1,931	3,264	59.2%	55.9%	54.3%	51.7%
% of FP17s for Band 1 Urgent Courses	232	4,353	5.3%	7.9%	9.1%	9.2%
% of FP17s Relating to Free Repair or Replacements	78	4,353	1.8%	1.2%	0.9%	0.7%
% of FP17s Relating to Continuations	25	4,353	0.6%	1.0%	1.0%	0.8%
% of Patients satisfied with the dentistry they have received	1	1	N/A	95.6%	94.4%	93.5%
% of Patients satisfied with the time they had to wait for an appointment	1	1	N/A	87.9%	88.1%	87.4%

\* This is based on patients treated on this contract for their most recent course of treatment. Figures in italics indicate the base number of FP17s or Patient Questionnaire responses are less than 100. N/A is shown where the base number of responses is less than 10 during the period. % is calculated as Quantity/Base number\*100

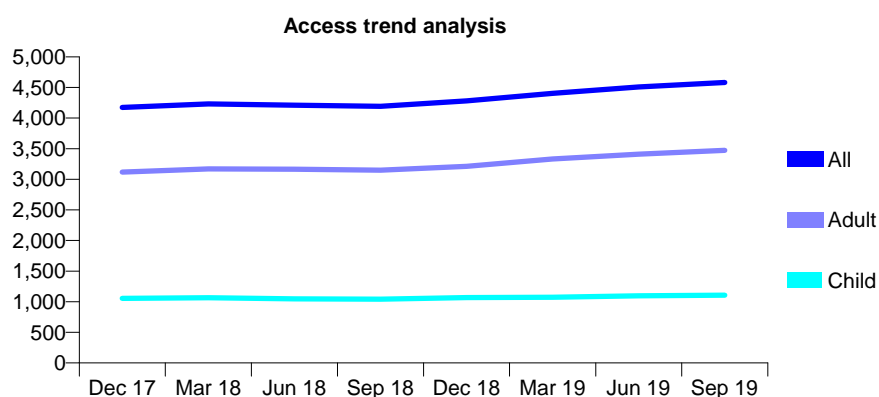
## Q51 - Vital Signs At a Glance Contract Report for 327255/0001 - September 2019

Name or company name	High Street Dental Care
Contract type name	GDS Contract
Purpose of contract	General
Contract start date	01/04/2006
Contract end date	

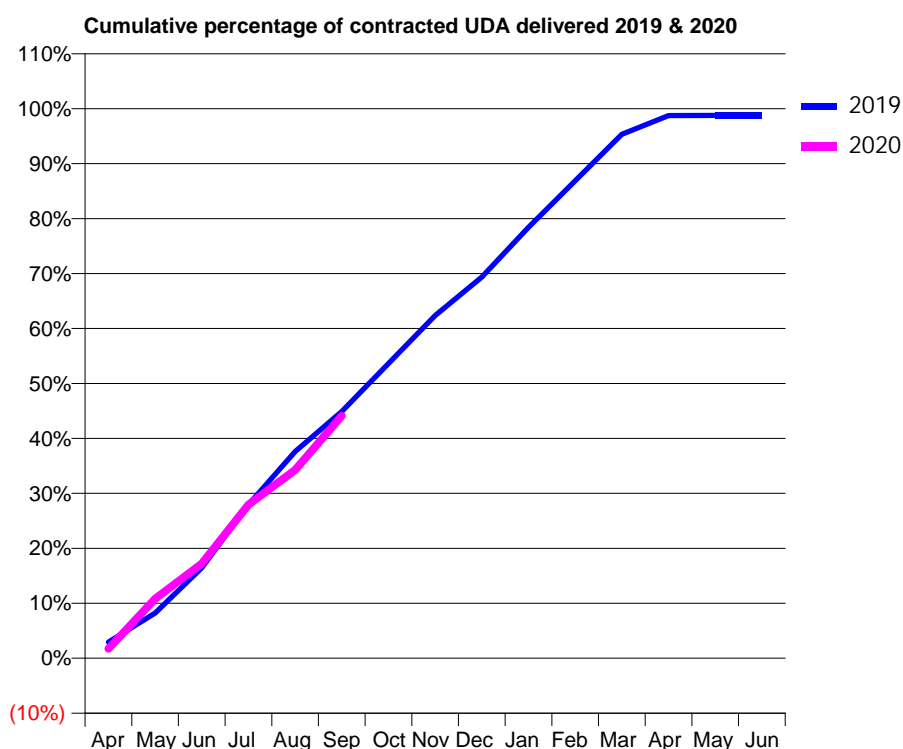
19/20 Contracted general activity (UDA)	12,485
Carry forward general activity (UDA)	157
19/20 Contracted orthodontic activity (UOA)	0
Carry forward orthodontic activity (UOA)	0
Baseline contract value	£408,878.64

### ACCESS\*

Patients seen in 24 months	Total	Change since previous quarter
Quarter ending September 2018	4,192	
Quarter ending December 2018	4,282	↑
Quarter ending March 2019	4,405	↑
Quarter ending June 2019	4,509	↑
Quarter ending September 2019	4,580	→
<b>Variance since September 2018</b>	<b>9.3%</b>	<b>↑</b>



### ACTIVITY



Month	2019	2020
April	366	216
May	1,030	1,353
June	2,054	2,148
July	3,489	3,488
August	4,698	4,280
September	5,605	5,508
October	6,693	
November	7,785	
December	8,658	
January	9,789	
February	10,849	
March	11,901	
April	12,325	
May	12,330	
June	12,328	

### QUALITY

	Quantity	Base Number	Contract	AT	Region	England
% of FP17s for the same patient ID Re-attending within 3 months - Children	42	974	4.3%	9.3%	12.1%	11.5%
% of FP17s for the same patient ID Re-attending within 3 months - Adults	232	2,733	8.5%	13.4%	15.6%	15.4%
% of FP17s for the same patient ID Re-attending between 3 & 9 months - Children	702	974	72.1%	62.4%	61.2%	59.7%
% of FP17s for the same patient ID Re-attending between 3 & 9 months - Adults	1,791	2,733	65.5%	55.9%	54.3%	51.7%
% of FP17s for Band 1 Urgent Courses	158	3,185	5.0%	7.9%	9.1%	9.2%
% of FP17s Relating to Free Repair or Replacements	31	3,185	1.0%	1.2%	0.9%	0.7%
% of FP17s Relating to Continuations	17	3,185	0.5%	1.0%	1.0%	0.8%
% of Patients satisfied with the dentistry they have received	4	4	N/A	95.6%	94.4%	93.5%
% of Patients satisfied with the time they had to wait for an appointment	3	4	N/A	87.9%	88.1%	87.4%

\* This is based on patients treated on this contract for their most recent course of treatment.

Figures in italics indicate the base number of FP17s or Patient Questionnaire responses are less than 100. N/A is shown where the base number of responses is less than 10 during the period. % is calculated as Quantity/Base number\*100

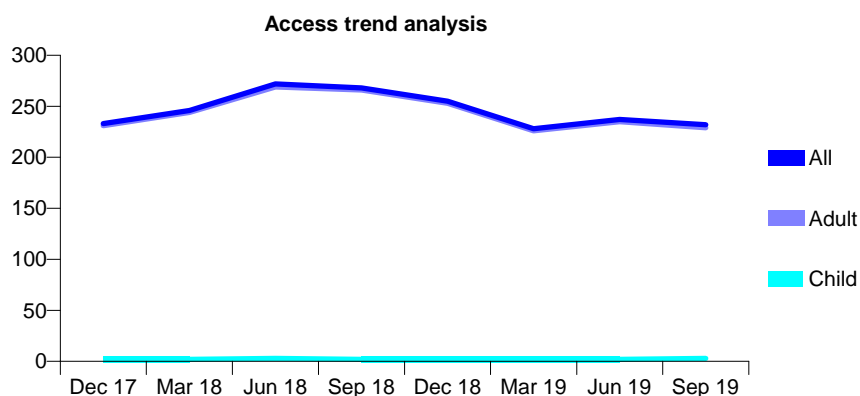
## Q51 - Vital Signs At a Glance Contract Report for 327972/0001 - September 2019

Name or company name	MR AP ROSE
Contract type name	PDS Contract
Purpose of contract	General
Contract start date	01/04/2006
Contract end date	31/03/2020

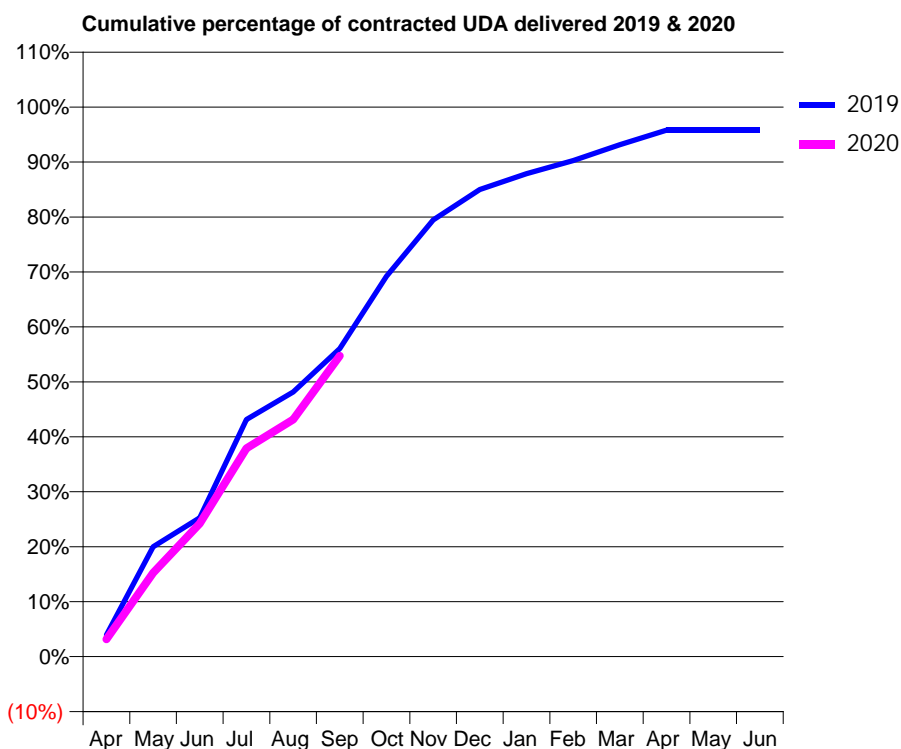
19/20 Contracted general activity (UDA)	1,140
Carry forward general activity (UDA)	0
19/20 Contracted orthodontic activity (UOA)	0
Carry forward orthodontic activity (UOA)	0
Baseline contract value	£49,180.43

### ACCESS\*

Patients seen in 24 months	Total	Change since previous quarter
Quarter ending September 2018	268	
Quarter ending December 2018	255	↓
Quarter ending March 2019	228	↓
Quarter ending June 2019	237	↑
Quarter ending September 2019	232	↓
<b>Variance since September 2018</b>	<b>(13.4%)</b>	<b>↓</b>



### ACTIVITY



Month	Adjusted Scheduled Activity (UDA)	
	2019	2020
April	45	36
May	228	174
June	288	276
July	492	432
August	549	492
September	639	624
October	789	
November	906	
December	969	
January	1,002	
February	1,029	
March	1,062	
April	1,092	
May	1,092	
June	1,092	

### QUALITY

	Quantity	Base Number	Contract	AT	Region	England
% of FP17s for the same patient ID Re-attending within 3 months - Children	1	6	16.7%	9.3%	12.1%	11.5%
% of FP17s for the same patient ID Re-attending within 3 months - Adults	37	212	17.5%	13.4%	15.6%	15.4%
% of FP17s for the same patient ID Re-attending between 3 & 9 months - Children	0	6	0.0%	62.4%	61.2%	59.7%
% of FP17s for the same patient ID Re-attending between 3 & 9 months - Adults	1	212	0.5%	55.9%	54.3%	51.7%
% of FP17s for Band 1 Urgent Courses	0	208	0.0%	7.9%	9.1%	9.2%
% of FP17s Relating to Free Repair or Replacements	0	208	0.0%	1.2%	0.9%	0.7%
% of FP17s Relating to Continuations	0	208	0.0%	1.0%	1.0%	0.8%
% of Patients satisfied with the dentistry they have received	0	0	N/A	95.6%	94.4%	93.5%
% of Patients satisfied with the time they had to wait for an appointment	0	0	N/A	87.9%	88.1%	87.4%

\* This is based on patients treated on this contract for their most recent course of treatment. Figures in italics indicate the base number of FP17s or Patient Questionnaire responses are less than 100. N/A is shown where the base number of responses is less than 10 during the period. % is calculated as Quantity/Base number\*100

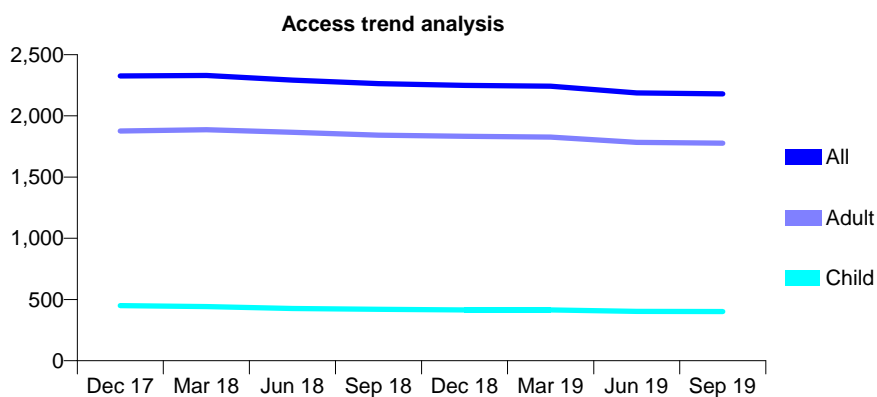
## Q51 - Vital Signs At a Glance Contract Report for 352470/0002 - September 2019

Name or company name	MR H CROSSLEY
Contract type name	GDS Contract
Purpose of contract	General
Contract start date	02/09/2012
Contract end date	

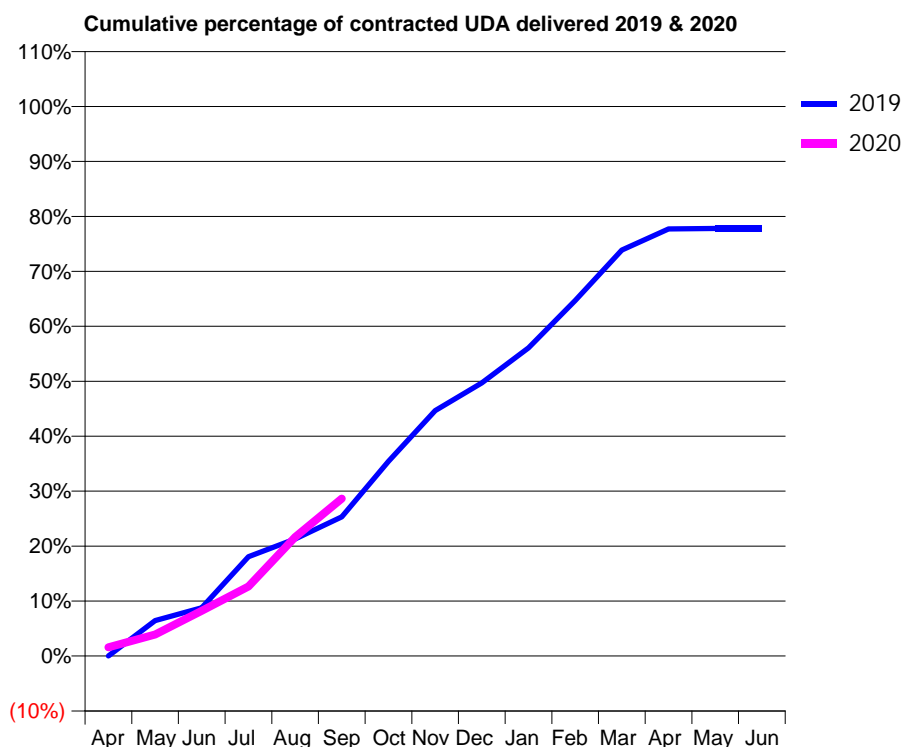
19/20 Contracted general activity (UDA)	7,004
Carry forward general activity (UDA)	0
19/20 Contracted orthodontic activity (UOA)	0
Carry forward orthodontic activity (UOA)	0
Baseline contract value	£200,994.37

### ACCESS\*

Patients seen in 24 months	Total	Change since previous quarter
Quarter ending September 2018	2,263	
Quarter ending December 2018	2,249	→
Quarter ending March 2019	2,242	→
Quarter ending June 2019	2,188	↓
Quarter ending September 2019	2,180	→
<b>Variance since September 2018</b>	<b>(3.7%)</b>	<b>↓</b>



### ACTIVITY



Month	Adjusted Scheduled Activity (UDA)	
	2019	2020
April	0	111
May	453	274
June	616	577
July	1,265	887
August	1,492	1,516
September	1,773	2,006
October	2,481	
November	3,128	
December	3,481	
January	3,927	
February	4,530	
March	5,175	
April	5,443	
May	5,448	
June	5,449	

### QUALITY

	Quantity	Base Number	Contract	AT	Region	England
% of FP17s for the same patient ID Re-attending within 3 months - Children	16	245	6.5%	9.3%	12.1%	11.5%
% of FP17s for the same patient ID Re-attending within 3 months - Adults	81	736	11.0%	13.4%	15.6%	15.4%
% of FP17s for the same patient ID Re-attending between 3 & 9 months - Children	146	245	59.6%	62.4%	61.2%	59.7%
% of FP17s for the same patient ID Re-attending between 3 & 9 months - Adults	227	736	30.8%	55.9%	54.3%	51.7%
% of FP17s for Band 1 Urgent Courses	49	849	5.8%	7.9%	9.1%	9.2%
% of FP17s Relating to Free Repair or Replacements	11	849	1.3%	1.2%	0.9%	0.7%
% of FP17s Relating to Continuations	21	849	2.5%	1.0%	1.0%	0.8%
% of Patients satisfied with the dentistry they have received	0	0	N/A	95.6%	94.4%	93.5%
% of Patients satisfied with the time they had to wait for an appointment	0	0	N/A	87.9%	88.1%	87.4%

\* This is based on patients treated on this contract for their most recent course of treatment. Figures in italics indicate the base number of FP17s or Patient Questionnaire responses are less than 100. N/A is shown where the base number of responses is less than 10 during the period. % is calculated as Quantity/Base number\*100

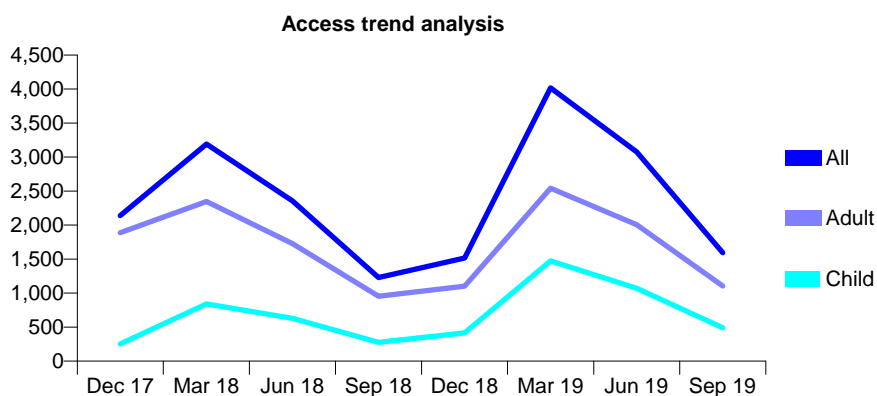
## Q51 - Vital Signs At a Glance Contract Report for 563056/0001 - September 2019

Name or company name	MR V ORLIAKLIS
Contract type name	GDS Contract
Purpose of contract	General
Contract start date	01/04/2006
Contract end date	

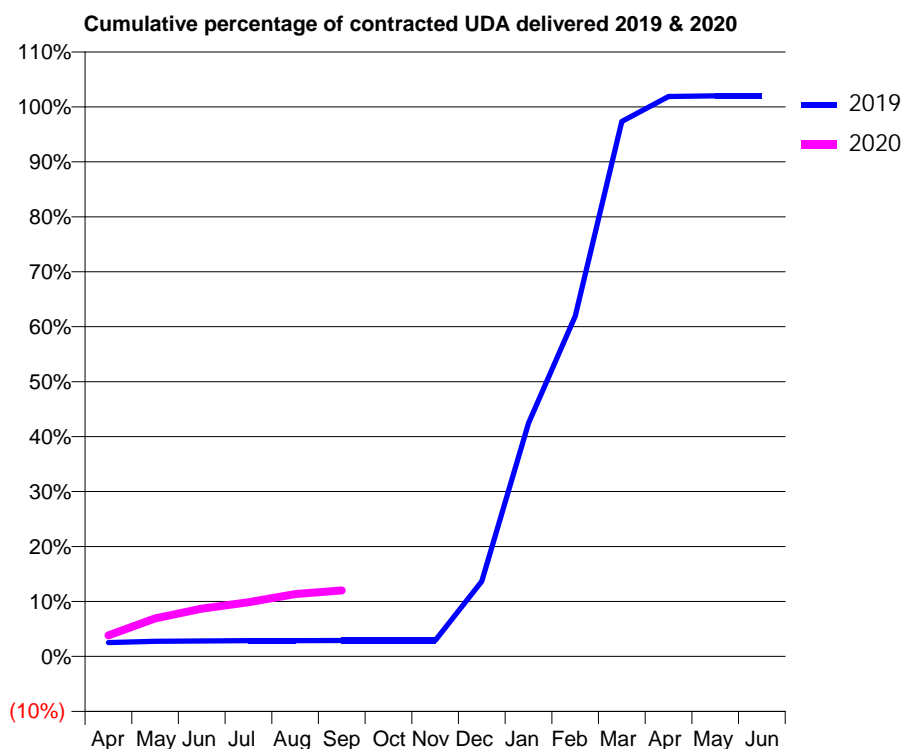
19/20 Contracted general activity (UDA)	7,678
Carry forward general activity (UDA)	-154
19/20 Contracted orthodontic activity (UOA)	0
Carry forward orthodontic activity (UOA)	0
Baseline contract value	£175,593.29

### ACCESS\*

Patients seen in 24 months	Total	Change since previous quarter
Quarter ending September 2018	1,231	
Quarter ending December 2018	1,517	↑
Quarter ending March 2019	4,016	↑
Quarter ending June 2019	3,078	↓
Quarter ending September 2019	1,596	↓
<b>Variance since September 2018</b>	<b>29.7%</b>	<b>↑</b>



### ACTIVITY



Month	Adjusted Scheduled Activity (UDA)	
	2019	2020
April	193	295
May	212	532
June	215	667
July	221	757
August	221	870
September	223	923
October	223	
November	223	
December	1,050	
January	3,260	
February	4,755	
March	7,474	
April	7,823	
May	7,832	
June	7,832	

### QUALITY

	Quantity	Base Number	Contract	AT	Region	England
% of FP17s for the same patient ID Re-attending within 3 months - Children	10	131	7.6%	9.3%	12.1%	11.5%
% of FP17s for the same patient ID Re-attending within 3 months - Adults	16	286	5.6%	13.4%	15.6%	15.4%
% of FP17s for the same patient ID Re-attending between 3 & 9 months - Children	18	131	13.7%	62.4%	61.2%	59.7%
% of FP17s for the same patient ID Re-attending between 3 & 9 months - Adults	44	286	15.4%	55.9%	54.3%	51.7%
% of FP17s for Band 1 Urgent Courses	23	250	9.2%	7.9%	9.1%	9.2%
% of FP17s Relating to Free Repair or Replacements	2	250	0.8%	1.2%	0.9%	0.7%
% of FP17s Relating to Continuations	2	250	0.8%	1.0%	1.0%	0.8%
% of Patients satisfied with the dentistry they have received	0	1	N/A	95.6%	94.4%	93.5%
% of Patients satisfied with the time they had to wait for an appointment	0	1	N/A	87.9%	88.1%	87.4%

\* This is based on patients treated on this contract for their most recent course of treatment. Figures in italics indicate the base number of FP17s or Patient Questionnaire responses are less than 100. N/A is shown where the base number of responses is less than 10 during the period. % is calculated as Quantity/Base number\*100

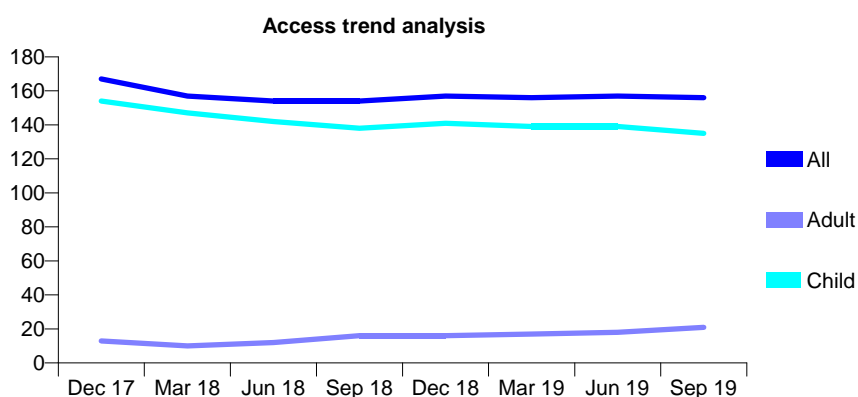
## Q51 - Vital Signs At a Glance Contract Report for 567647/0001 - September 2019

Name or company name	MR S HUSSAIN
Contract type name	GDS Contract
Purpose of contract	General
Contract start date	01/04/2006
Contract end date	

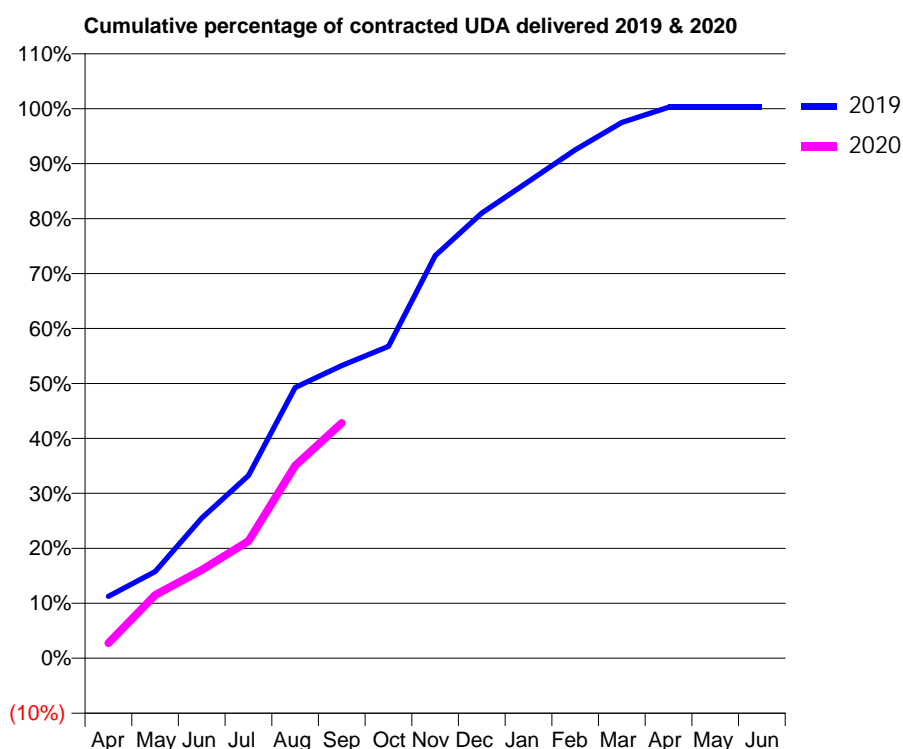
19/20 Contracted general activity (UDA)	400
Carry forward general activity (UDA)	-1
19/20 Contracted orthodontic activity (UOA)	0
Carry forward orthodontic activity (UOA)	0
Baseline contract value	£12,123.11

### ACCESS\*

Patients seen in 24 months	Total	Change since previous quarter
Quarter ending September 2018	154	
Quarter ending December 2018	157	→
Quarter ending March 2019	156	→
Quarter ending June 2019	157	→
Quarter ending September 2019	156	→
<b>Variance since September 2018</b>	<b>1.3%</b>	<b>→</b>



### ACTIVITY



Month	2019	2020
April	45	11
May	63	46
June	102	64
July	133	85
August	197	140
September	213	171
October	227	
November	293	
December	324	
January	347	
February	370	
March	390	
April	401	
May	401	
June	401	

### QUALITY

	Quantity	Base Number	Contract	AT	Region	England
% of FP17s for the same patient ID Re-attending within 3 months - Children	10	124	8.1%	9.3%	12.1%	11.5%
% of FP17s for the same patient ID Re-attending within 3 months - Adults	0	0	N/A	13.4%	15.6%	15.4%
% of FP17s for the same patient ID Re-attending between 3 & 9 months - Children	88	124	71.0%	62.4%	61.2%	59.7%
% of FP17s for the same patient ID Re-attending between 3 & 9 months - Adults	0	0	N/A	55.9%	54.3%	51.7%
% of FP17s for Band 1 Urgent Courses	1	112	0.9%	7.9%	9.1%	9.2%
% of FP17s Relating to Free Repair or Replacements	0	112	0.0%	1.2%	0.9%	0.7%
% of FP17s Relating to Continuations	0	112	0.0%	1.0%	1.0%	0.8%
% of Patients satisfied with the dentistry they have received	0	0	N/A	95.6%	94.4%	93.5%
% of Patients satisfied with the time they had to wait for an appointment	0	0	N/A	87.9%	88.1%	87.4%

\* This is based on patients treated on this contract for their most recent course of treatment.

Figures in italics indicate the base number of FP17s or Patient Questionnaire responses are less than 100. N/A is shown where the base number of responses is less than 10 during the period. % is calculated as Quantity/Base number\*100



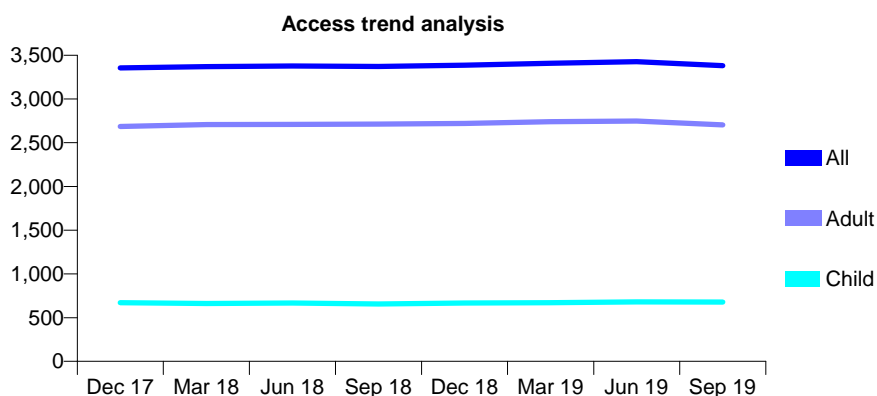
## Q51 - Vital Signs At a Glance Contract Report for 568465/0001 - September 2019

Name or company name	MR MB PERCIVAL
Contract type name	GDS Contract
Purpose of contract	General
Contract start date	01/04/2006
Contract end date	

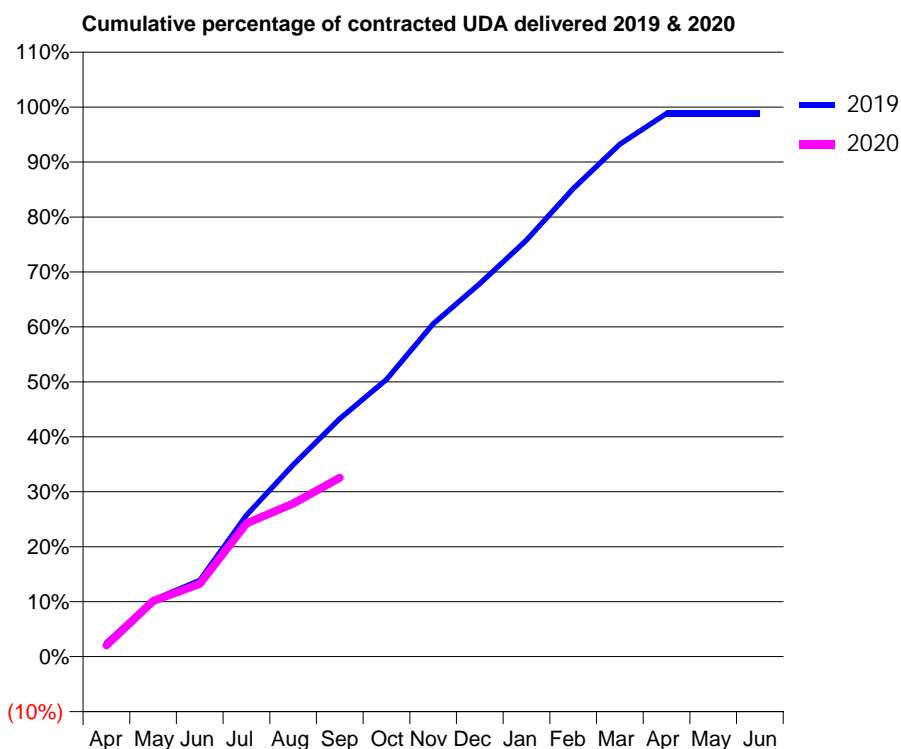
19/20 Contracted general activity (UDA)	9,722
Carry forward general activity (UDA)	0
19/20 Contracted orthodontic activity (UOA)	0
Carry forward orthodontic activity (UOA)	0
Baseline contract value	£302,113.45

### ACCESS\*

Patients seen in 24 months	Total	Change since previous quarter
Quarter ending September 2018	3,371	
Quarter ending December 2018	3,387	→
Quarter ending March 2019	3,410	→
Quarter ending June 2019	3,427	→
Quarter ending September 2019	3,382	↓
<b>Variance since September 2018</b>	<b>0.3%</b>	<b>→</b>



### ACTIVITY



Month	Adjusted Scheduled Activity (UDA)	
	2019	2020
April	245	199
May	1,000	985
June	1,351	1,287
July	2,503	2,357
August	3,393	2,708
September	4,208	3,165
October	4,903	
November	5,887	
December	6,597	
January	7,370	
February	8,279	
March	9,063	
April	9,607	
May	9,607	
June	9,607	

### QUALITY

	Quantity	Base Number	Contract	AT	Region	England
% of FP17s for the same patient ID Re-attending within 3 months - Children	29	408	7.1%	9.3%	12.1%	11.5%
% of FP17s for the same patient ID Re-attending within 3 months - Adults	218	1,691	12.9%	13.4%	15.6%	15.4%
% of FP17s for the same patient ID Re-attending between 3 & 9 months - Children	205	408	50.2%	62.4%	61.2%	59.7%
% of FP17s for the same patient ID Re-attending between 3 & 9 months - Adults	956	1,691	56.5%	55.9%	54.3%	51.7%
% of FP17s for Band 1 Urgent Courses	124	1,855	6.7%	7.9%	9.1%	9.2%
% of FP17s Relating to Free Repair or Replacements	17	1,855	0.9%	1.2%	0.9%	0.7%
% of FP17s Relating to Continuations	21	1,855	1.1%	1.0%	1.0%	0.8%
% of Patients satisfied with the dentistry they have received	0	1	N/A	95.6%	94.4%	93.5%
% of Patients satisfied with the time they had to wait for an appointment	1	1	N/A	87.9%	88.1%	87.4%

\* This is based on patients treated on this contract for their most recent course of treatment. Figures in italics indicate the base number of FP17s or Patient Questionnaire responses are less than 100. N/A is shown where the base number of responses is less than 10 during the period. % is calculated as Quantity/Base number\*100

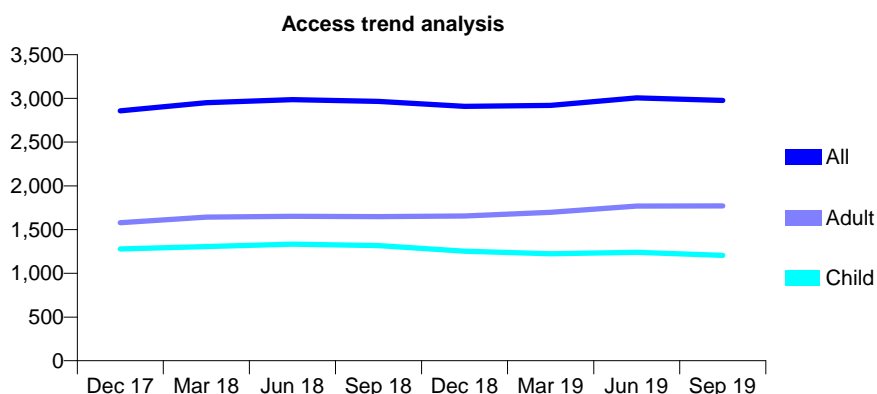
## Q51 - Vital Signs At a Glance Contract Report for 572950/0001 - September 2019

Name or company name	Mr Yusuf Hanif Patel
Contract type name	GDS Contract
Purpose of contract	General
Contract start date	01/04/2006
Contract end date	

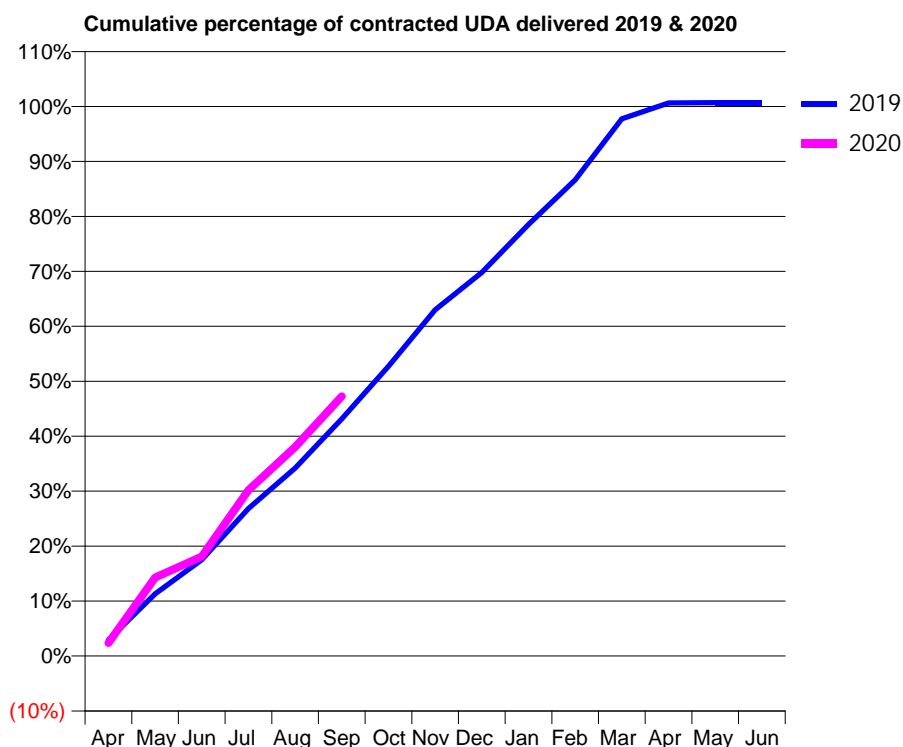
19/20 Contracted general activity (UDA)	9,012
Carry forward general activity (UDA)	-62
19/20 Contracted orthodontic activity (UOA)	0
Carry forward orthodontic activity (UOA)	0
Baseline contract value	£290,634.64

### ACCESS\*

Patients seen in 24 months	Total	Change since previous quarter
Quarter ending September 2018	2,965	
Quarter ending December 2018	2,909	↓
Quarter ending March 2019	2,920	→
Quarter ending June 2019	3,007	↑
Quarter ending September 2019	2,976	↓
<b>Variance since September 2018</b>	<b>0.4%</b>	<b>→</b>



### ACTIVITY



Month	Adjusted Scheduled Activity (UDA)	
	2019	2020
April	267	216
May	1,021	1,287
June	1,579	1,629
July	2,419	2,721
August	3,083	3,428
September	3,886	4,259
October	4,752	
November	5,678	
December	6,290	
January	7,076	
February	7,809	
March	8,808	
April	9,068	
May	9,074	
June	9,074	

### QUALITY

	Quantity	Base Number	Contract	AT	Region	England
% of FP17s for the same patient ID Re-attending within 3 months - Children	65	775	8.4%	9.3%	12.1%	11.5%
% of FP17s for the same patient ID Re-attending within 3 months - Adults	173	1,140	15.2%	13.4%	15.6%	15.4%
% of FP17s for the same patient ID Re-attending between 3 & 9 months - Children	373	775	48.1%	62.4%	61.2%	59.7%
% of FP17s for the same patient ID Re-attending between 3 & 9 months - Adults	547	1,140	48.0%	55.9%	54.3%	51.7%
% of FP17s for Band 1 Urgent Courses	124	1,786	6.9%	7.9%	9.1%	9.2%
% of FP17s Relating to Free Repair or Replacements	28	1,786	1.6%	1.2%	0.9%	0.7%
% of FP17s Relating to Continuations	14	1,786	0.8%	1.0%	1.0%	0.8%
% of Patients satisfied with the dentistry they have received	0	0	N/A	95.6%	94.4%	93.5%
% of Patients satisfied with the time they had to wait for an appointment	0	0	N/A	87.9%	88.1%	87.4%

\* This is based on patients treated on this contract for their most recent course of treatment. Figures in italics indicate the base number of FP17s or Patient Questionnaire responses are less than 100. N/A is shown where the base number of responses is less than 10 during the period. % is calculated as Quantity/Base number\*100

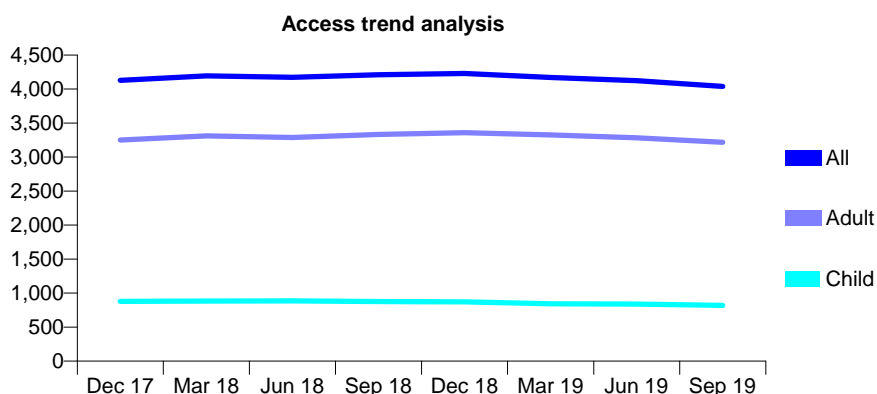
## Q51 - Vital Signs At a Glance Contract Report for 572950/0002 - September 2019

Name or company name	Brinsworth Dental Surgery
Contract type name	GDS Contract
Purpose of contract	General
Contract start date	01/04/2006
Contract end date	

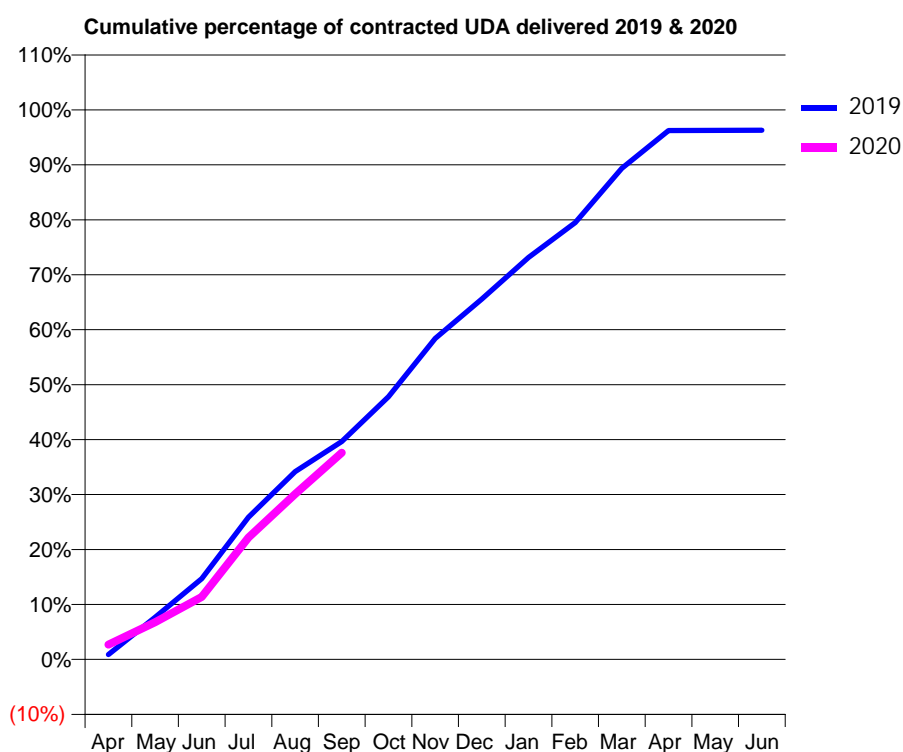
19/20 Contracted general activity (UDA)	12,000
Carry forward general activity (UDA)	0
19/20 Contracted orthodontic activity (UOA)	0
Carry forward orthodontic activity (UOA)	0
Baseline contract value	£407,587.17

### ACCESS\*

Patients seen in 24 months	Total	Change since previous quarter
Quarter ending September 2018	4,211	
Quarter ending December 2018	4,231	→
Quarter ending March 2019	4,170	↓
Quarter ending June 2019	4,122	↓
Quarter ending September 2019	4,039	↓
<b>Variance since September 2018</b>	<b>(4.1%)</b>	<b>↓</b>



### ACTIVITY



Month	2019	2020
April	105	326
May	923	814
June	1,764	1,364
July	3,105	2,659
August	4,100	3,611
September	4,758	4,513
October	5,737	
November	7,009	
December	7,866	
January	8,778	
February	9,538	
March	10,723	
April	11,547	
May	11,550	
June	11,556	

### QUALITY

	Quantity	Base Number	Contract	AT	Region	England
% of FP17s for the same patient ID Re-attending within 3 months - Children	48	489	9.8%	9.3%	12.1%	11.5%
% of FP17s for the same patient ID Re-attending within 3 months - Adults	294	1,816	16.2%	13.4%	15.6%	15.4%
% of FP17s for the same patient ID Re-attending between 3 & 9 months - Children	246	489	50.3%	62.4%	61.2%	59.7%
% of FP17s for the same patient ID Re-attending between 3 & 9 months - Adults	899	1,816	49.5%	55.9%	54.3%	51.7%
% of FP17s for Band 1 Urgent Courses	212	2,064	10.3%	7.9%	9.1%	9.2%
% of FP17s Relating to Free Repair or Replacements	33	2,064	1.6%	1.2%	0.9%	0.7%
% of FP17s Relating to Continuations	11	2,064	0.5%	1.0%	1.0%	0.8%
% of Patients satisfied with the dentistry they have received	1	1	N/A	95.6%	94.4%	93.5%
% of Patients satisfied with the time they had to wait for an appointment	1	1	N/A	87.9%	88.1%	87.4%

\* This is based on patients treated on this contract for their most recent course of treatment. Figures in italics indicate the base number of FP17s or Patient Questionnaire responses are less than 100. N/A is shown where the base number of responses is less than 10 during the period. % is calculated as Quantity/Base number\*100

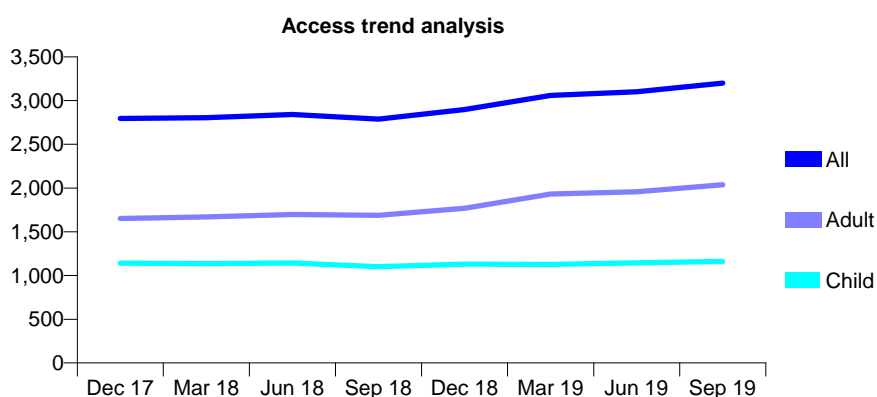
## Q51 - Vital Signs At a Glance Contract Report for 572950/0004 - September 2019

Name or company name	Mr Taofik Oyedele
Contract type name	GDS Contract
Purpose of contract	General
Contract start date	01/04/2006
Contract end date	

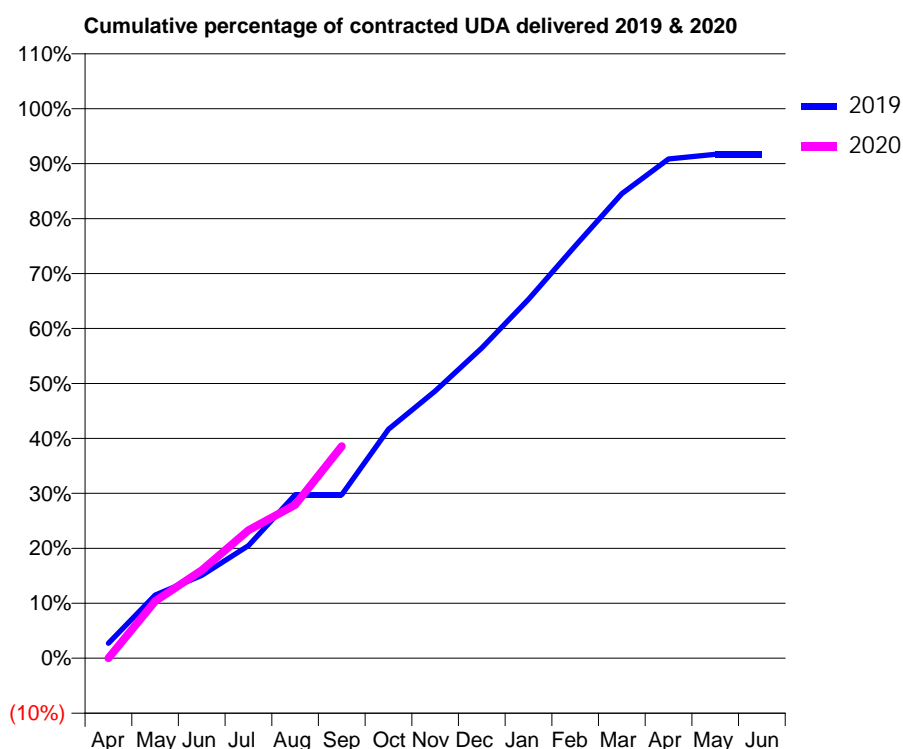
19/20 Contracted general activity (UDA)	9,500
Carry forward general activity (UDA)	0
19/20 Contracted orthodontic activity (UOA)	0
Carry forward orthodontic activity (UOA)	0
Baseline contract value	£340,235.10

### ACCESS\*

Patients seen in 24 months	Total	Change since previous quarter
Quarter ending September 2018	2,789	
Quarter ending December 2018	2,899	↑
Quarter ending March 2019	3,059	↑
Quarter ending June 2019	3,101	→
Quarter ending September 2019	3,200	↑
<b>Variance since September 2018</b>	<b>14.7%</b>	<b>↑</b>



### ACTIVITY



Month	2019	2020
April	260	0
May	1,091	985
June	1,433	1,519
July	1,947	2,211
August	2,828	2,651
September	2,828	3,664
October	3,956	
November	4,619	
December	5,364	
January	6,206	
February	7,127	
March	8,031	
April	8,630	
May	8,711	
June	8,711	

### QUALITY

	Quantity	Base Number	Contract	AT	Region	England
% of FP17s for the same patient ID Re-attending within 3 months - Children	49	585	8.4%	9.3%	12.1%	11.5%
% of FP17s for the same patient ID Re-attending within 3 months - Adults	162	1,110	14.6%	13.4%	15.6%	15.4%
% of FP17s for the same patient ID Re-attending between 3 & 9 months - Children	225	585	38.5%	62.4%	61.2%	59.7%
% of FP17s for the same patient ID Re-attending between 3 & 9 months - Adults	345	1,110	31.1%	55.9%	54.3%	51.7%
% of FP17s for Band 1 Urgent Courses	267	1,480	18.0%	7.9%	9.1%	9.2%
% of FP17s Relating to Free Repair or Replacements	18	1,480	1.2%	1.2%	0.9%	0.7%
% of FP17s Relating to Continuations	1	1,480	0.1%	1.0%	1.0%	0.8%
% of Patients satisfied with the dentistry they have received	0	0	N/A	95.6%	94.4%	93.5%
% of Patients satisfied with the time they had to wait for an appointment	0	0	N/A	87.9%	88.1%	87.4%

\* This is based on patients treated on this contract for their most recent course of treatment.

Figures in italics indicate the base number of FP17s or Patient Questionnaire responses are less than 100. N/A is shown where the base number of responses is less than 10 during the period. % is calculated as Quantity/Base number\*100

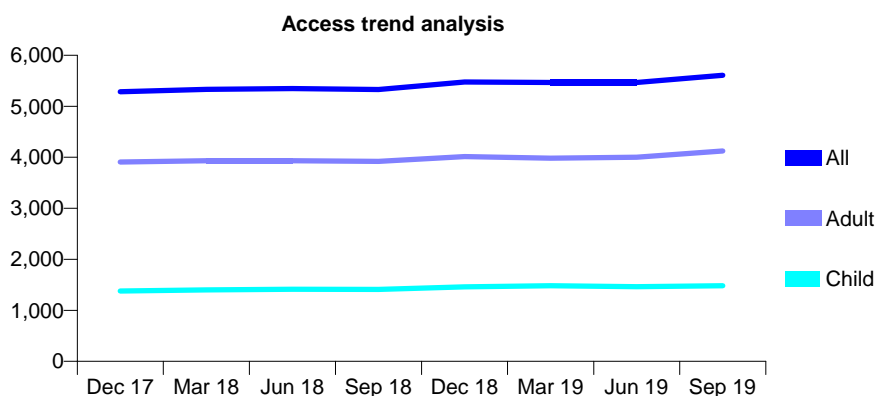
## Q51 - Vital Signs At a Glance Contract Report for 572950/0005 - September 2019

Name or company name	MR R JOSEPH
Contract type name	GDS Contract
Purpose of contract	General
Contract start date	01/04/2007
Contract end date	

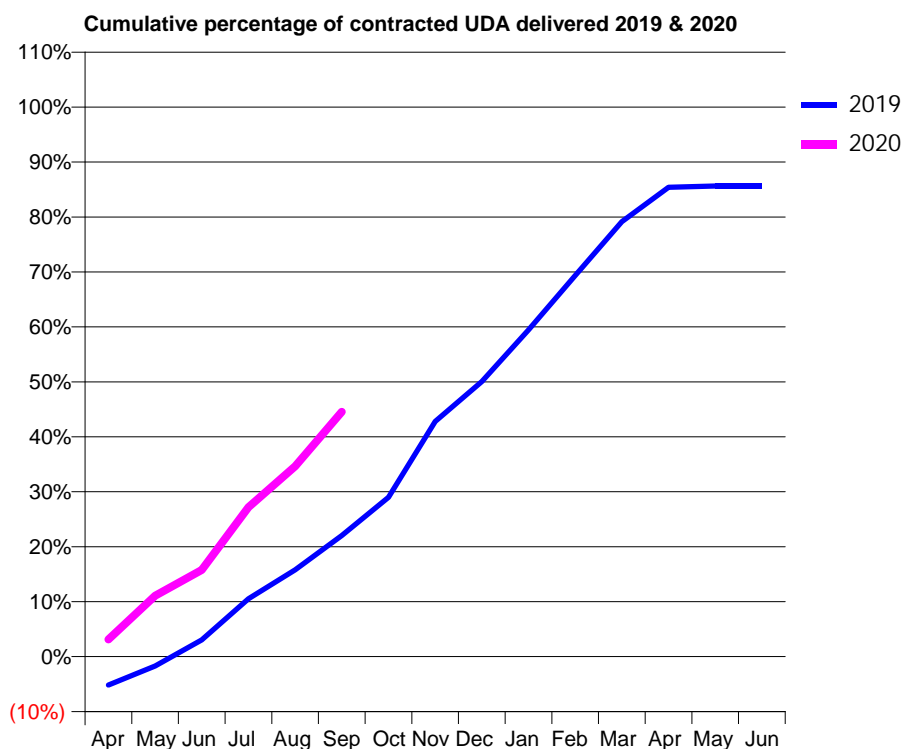
19/20 Contracted general activity (UDA)	17,802
Carry forward general activity (UDA)	0
19/20 Contracted orthodontic activity (UOA)	0
Carry forward orthodontic activity (UOA)	0
Baseline contract value	£516,638.75

### ACCESS\*

Patients seen in 24 months	Total	Change since previous quarter
Quarter ending September 2018	5,329	
Quarter ending December 2018	5,476	↑
Quarter ending March 2019	5,465	→
Quarter ending June 2019	5,465	→
Quarter ending September 2019	5,608	↑
<b>Variance since September 2018</b>	<b>5.2%</b>	<b>↑</b>



### ACTIVITY



Month	Adjusted Scheduled Activity (UDA)	
	2019	2020
April	-921	558
May	-309	1,971
June	543	2,807
July	1,875	4,841
August	2,812	6,166
September	3,926	7,930
October	5,161	
November	7,617	
December	8,912	
January	10,582	
February	12,345	
March	14,089	
April	15,206	
May	15,243	
June	15,244	

### QUALITY

	Quantity	Base Number	Contract	AT	Region	England
% of FP17s for the same patient ID Re-attending within 3 months - Children	115	1,250	9.2%	9.3%	12.1%	11.5%
% of FP17s for the same patient ID Re-attending within 3 months - Adults	421	3,125	13.5%	13.4%	15.6%	15.4%
% of FP17s for the same patient ID Re-attending between 3 & 9 months - Children	833	1,250	66.6%	62.4%	61.2%	59.7%
% of FP17s for the same patient ID Re-attending between 3 & 9 months - Adults	1,860	3,125	59.5%	55.9%	54.3%	51.7%
% of FP17s for Band 1 Urgent Courses	423	3,898	10.9%	7.9%	9.1%	9.2%
% of FP17s Relating to Free Repair or Replacements	51	3,898	1.3%	1.2%	0.9%	0.7%
% of FP17s Relating to Continuations	14	3,898	0.4%	1.0%	1.0%	0.8%
% of Patients satisfied with the dentistry they have received	3	3	N/A	95.6%	94.4%	93.5%
% of Patients satisfied with the time they had to wait for an appointment	3	3	N/A	87.9%	88.1%	87.4%

\* This is based on patients treated on this contract for their most recent course of treatment. Figures in italics indicate the base number of FP17s or Patient Questionnaire responses are less than 100. N/A is shown where the base number of responses is less than 10 during the period. % is calculated as Quantity/Base number\*100

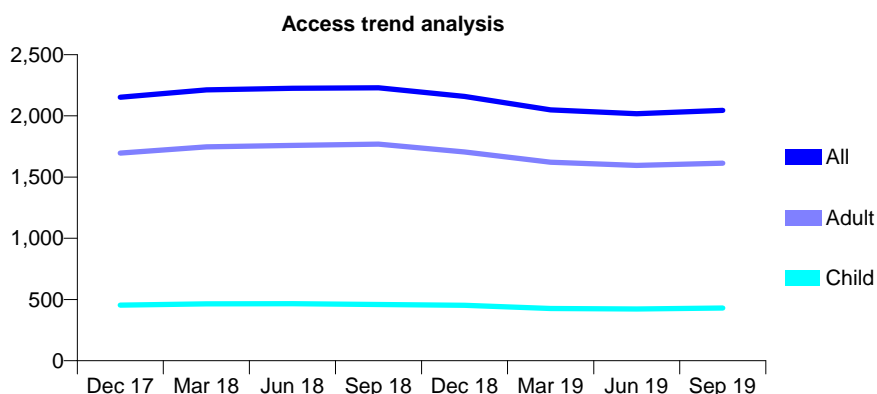
## Q51 - Vital Signs At a Glance Contract Report for 620637/0001 - September 2019

Name or company name	MR H McWilliam
Contract type name	GDS Contract
Purpose of contract	General
Contract start date	01/04/2006
Contract end date	

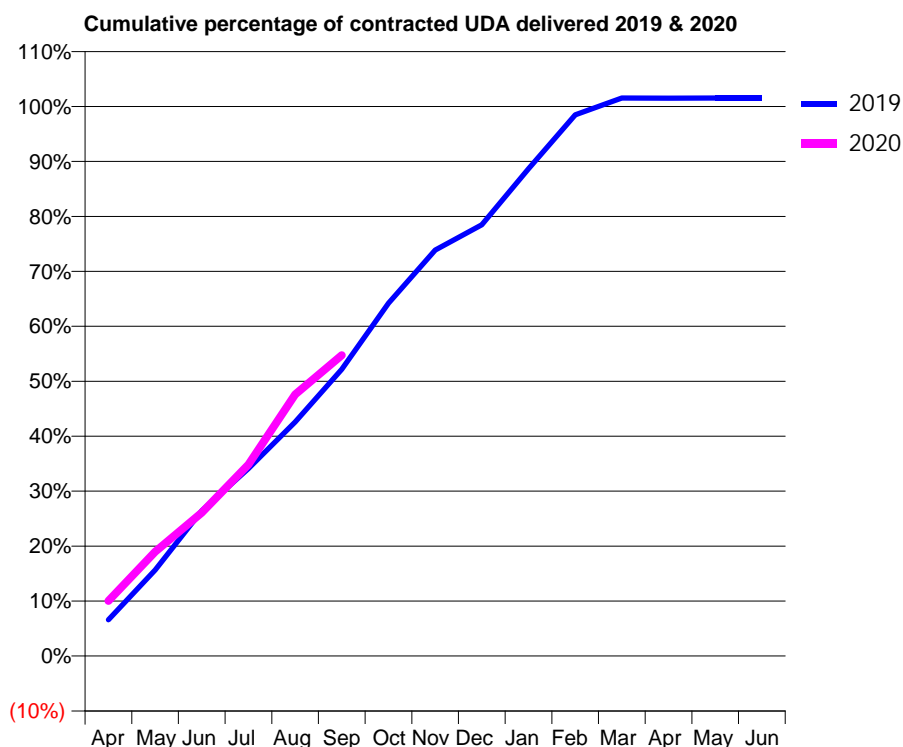
19/20 Contracted general activity (UDA)	5,337
Carry forward general activity (UDA)	-81
19/20 Contracted orthodontic activity (UOA)	0
Carry forward orthodontic activity (UOA)	0
Baseline contract value	£156,323.46

### ACCESS\*

Patients seen in 24 months	Total	Change since previous quarter
Quarter ending September 2018	2,229	
Quarter ending December 2018	2,158	↓
Quarter ending March 2019	2,048	↓
Quarter ending June 2019	2,018	↓
Quarter ending September 2019	2,045	→
<b>Variance since September 2018</b>	<b>(8.3%)</b>	<b>↓</b>



### ACTIVITY



Month	Adjusted Scheduled Activity (UDA)	
	2019	2020
April	353	535
May	836	1,012
June	1,411	1,391
July	1,821	1,861
August	2,274	2,541
September	2,784	2,921
October	3,427	
November	3,943	
December	4,187	
January	4,732	
February	5,256	
March	5,418	
April	5,417	
May	5,418	
June	5,418	

### QUALITY

	Quantity	Base Number	Contract	AT	Region	England
% of FP17s for the same patient ID Re-attending within 3 months - Children	17	371	4.6%	9.3%	12.1%	11.5%
% of FP17s for the same patient ID Re-attending within 3 months - Adults	94	1,145	8.2%	13.4%	15.6%	15.4%
% of FP17s for the same patient ID Re-attending between 3 & 9 months - Children	244	371	65.8%	62.4%	61.2%	59.7%
% of FP17s for the same patient ID Re-attending between 3 & 9 months - Adults	617	1,145	53.9%	55.9%	54.3%	51.7%
% of FP17s for Band 1 Urgent Courses	76	1,514	5.0%	7.9%	9.1%	9.2%
% of FP17s Relating to Free Repair or Replacements	7	1,514	0.5%	1.2%	0.9%	0.7%
% of FP17s Relating to Continuations	13	1,514	0.9%	1.0%	1.0%	0.8%
% of Patients satisfied with the dentistry they have received	0	0	N/A	95.6%	94.4%	93.5%
% of Patients satisfied with the time they had to wait for an appointment	0	0	N/A	87.9%	88.1%	87.4%

\* This is based on patients treated on this contract for their most recent course of treatment. Figures in italics indicate the base number of FP17s or Patient Questionnaire responses are less than 100. N/A is shown where the base number of responses is less than 10 during the period. % is calculated as Quantity/Base number\*100

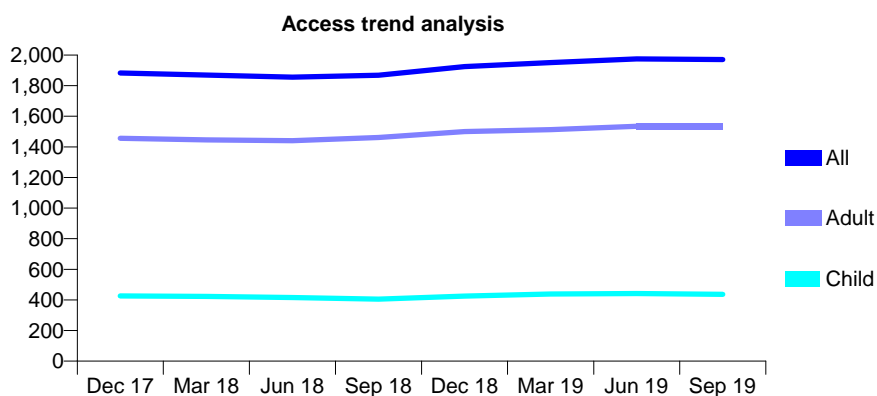
## Q51 - Vital Signs At a Glance Contract Report for 638714/0001 - September 2019

Name or company name	MR JA STOREY
Contract type name	GDS Contract
Purpose of contract	General
Contract start date	01/04/2006
Contract end date	

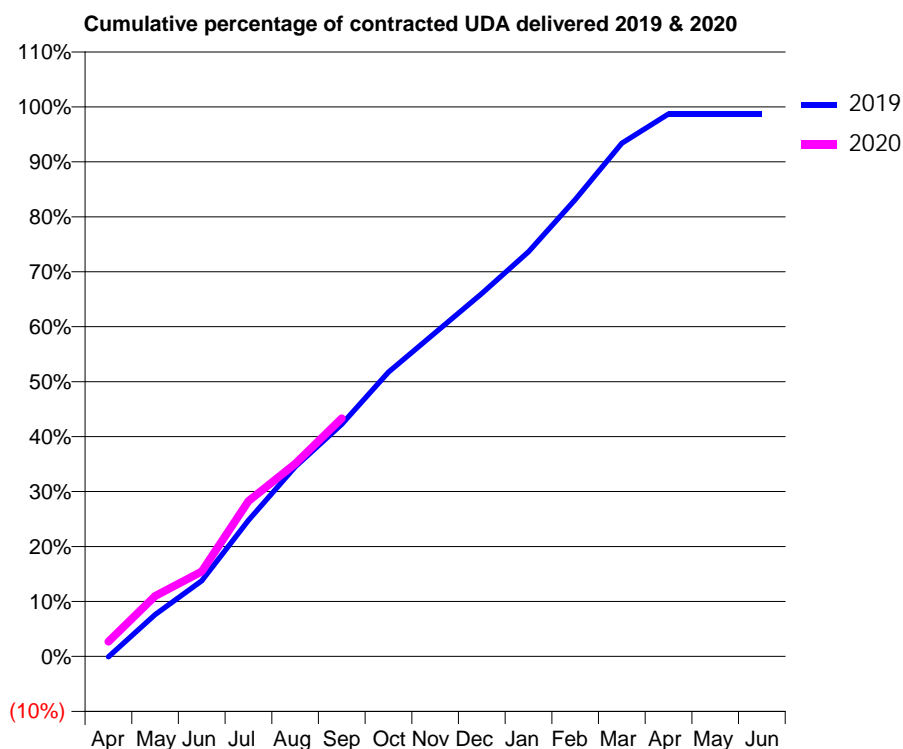
19/20 Contracted general activity (UDA)	7,500
Carry forward general activity (UDA)	0
19/20 Contracted orthodontic activity (UOA)	0
Carry forward orthodontic activity (UOA)	0
Baseline contract value	£219,694.89

### ACCESS\*

Patients seen in 24 months	Total	Change since previous quarter
Quarter ending September 2018	1,868	
Quarter ending December 2018	1,925	↑
Quarter ending March 2019	1,951	→
Quarter ending June 2019	1,975	→
Quarter ending September 2019	1,971	→
<b>Variance since September 2018</b>	<b>5.5%</b>	<b>↑</b>



### ACTIVITY



Month	2019	2020
April	-6	203
May	572	826
June	1,034	1,159
July	1,857	2,119
August	2,588	2,629
September	3,167	3,250
October	3,879	
November	4,419	
December	4,953	
January	5,523	
February	6,234	
March	7,003	
April	7,403	
May	7,403	
June	7,403	

### QUALITY

	Quantity	Base Number	Contract	AT	Region	England
% of FP17s for the same patient ID Re-attending within 3 months - Children	28	421	6.7%	9.3%	12.1%	11.5%
% of FP17s for the same patient ID Re-attending within 3 months - Adults	140	1,299	10.8%	13.4%	15.6%	15.4%
% of FP17s for the same patient ID Re-attending between 3 & 9 months - Children	327	421	77.7%	62.4%	61.2%	59.7%
% of FP17s for the same patient ID Re-attending between 3 & 9 months - Adults	913	1,299	70.3%	55.9%	54.3%	51.7%
% of FP17s for Band 1 Urgent Courses	52	1,540	3.4%	7.9%	9.1%	9.2%
% of FP17s Relating to Free Repair or Replacements	19	1,540	1.2%	1.2%	0.9%	0.7%
% of FP17s Relating to Continuations	41	1,540	2.7%	1.0%	1.0%	0.8%
% of Patients satisfied with the dentistry they have received	1	1	N/A	95.6%	94.4%	93.5%
% of Patients satisfied with the time they had to wait for an appointment	1	1	N/A	87.9%	88.1%	87.4%

\* This is based on patients treated on this contract for their most recent course of treatment. Figures in italics indicate the base number of FP17s or Patient Questionnaire responses are less than 100. N/A is shown where the base number of responses is less than 10 during the period. % is calculated as Quantity/Base number\*100

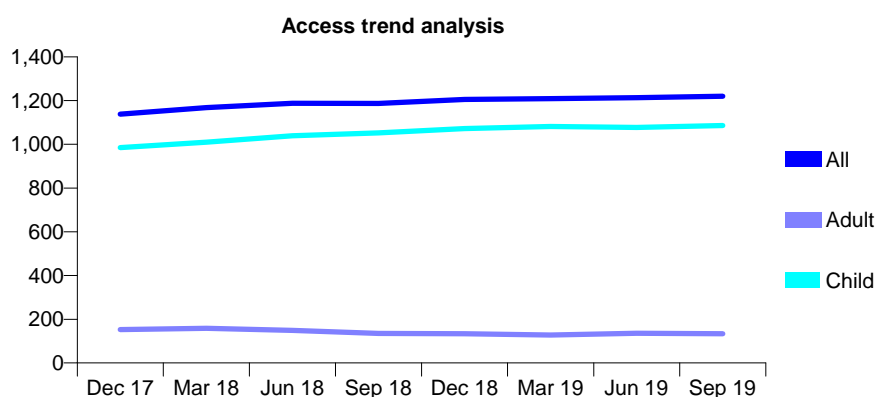
## Q51 - Vital Signs At a Glance Contract Report for 643300/0001 - September 2019

Name or company name	MR DM HILTON
Contract type name	GDS Contract
Purpose of contract	General
Contract start date	01/04/2006
Contract end date	

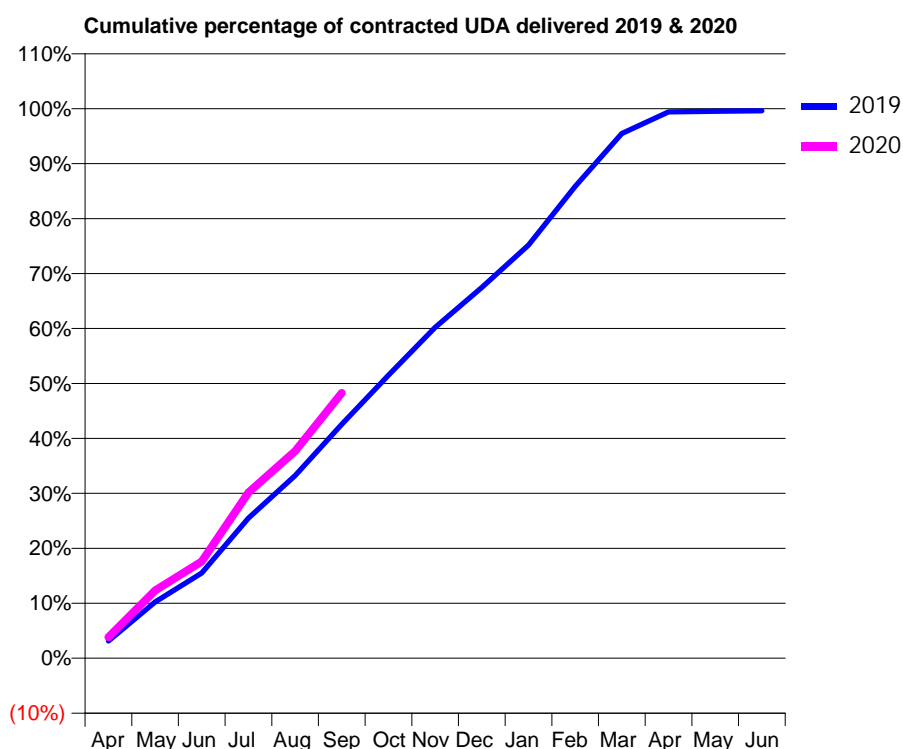
19/20 Contracted general activity (UDA)	2,650
Carry forward general activity (UDA)	11
19/20 Contracted orthodontic activity (UOA)	0
Carry forward orthodontic activity (UOA)	0
Baseline contract value	£75,655.38

### ACCESS\*

Patients seen in 24 months	Total	Change since previous quarter
Quarter ending September 2018	1,187	
Quarter ending December 2018	1,205	→
Quarter ending March 2019	1,209	→
Quarter ending June 2019	1,213	→
Quarter ending September 2019	1,220	→
<b>Variance since September 2018</b>	<b>2.8%</b>	<b>↑</b>



### ACTIVITY



Month	2019	2020
April	83	102
May	271	327
June	411	466
July	676	799
August	881	999
September	1,128	1,279
October	1,365	
November	1,596	
December	1,788	
January	1,992	
February	2,276	
March	2,530	
April	2,634	
May	2,637	
June	2,639	

### QUALITY

	Quantity	Base Number	Contract	AT	Region	England
% of FP17s for the same patient ID Re-attending within 3 months - Children	93	974	9.5%	9.3%	12.1%	11.5%
% of FP17s for the same patient ID Re-attending within 3 months - Adults	2	46	4.3%	13.4%	15.6%	15.4%
% of FP17s for the same patient ID Re-attending between 3 & 9 months - Children	705	974	72.4%	62.4%	61.2%	59.7%
% of FP17s for the same patient ID Re-attending between 3 & 9 months - Adults	35	46	76.1%	55.9%	54.3%	51.7%
% of FP17s for Band 1 Urgent Courses	16	951	1.7%	7.9%	9.1%	9.2%
% of FP17s Relating to Free Repair or Replacements	0	951	0.0%	1.2%	0.9%	0.7%
% of FP17s Relating to Continuations	0	951	0.0%	1.0%	1.0%	0.8%
% of Patients satisfied with the dentistry they have received	1	1	N/A	95.6%	94.4%	93.5%
% of Patients satisfied with the time they had to wait for an appointment	1	1	N/A	87.9%	88.1%	87.4%

\* This is based on patients treated on this contract for their most recent course of treatment. Figures in italics indicate the base number of FP17s or Patient Questionnaire responses are less than 100. N/A is shown where the base number of responses is less than 10 during the period. % is calculated as Quantity/Base number\*100



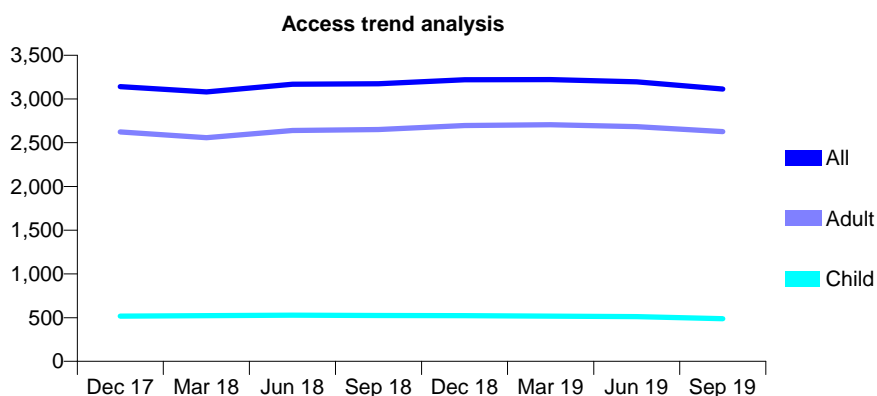
## Q51 - Vital Signs At a Glance Contract Report for 648566/0001 - September 2019

Name or company name	MR MM HOOPER
Contract type name	GDS Contract
Purpose of contract	General
Contract start date	01/04/2006
Contract end date	

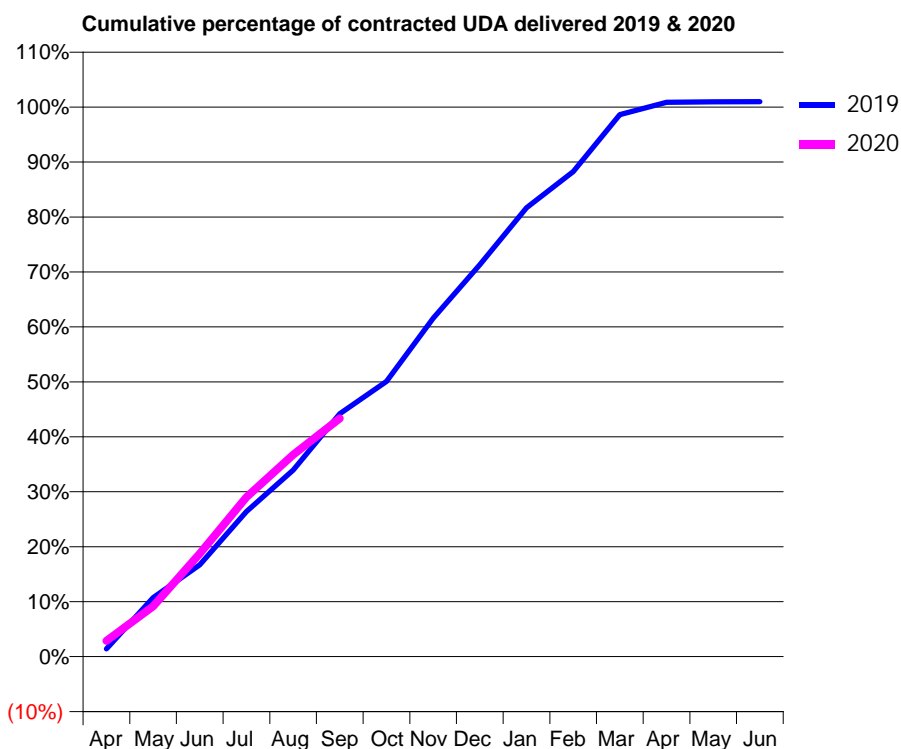
19/20 Contracted general activity (UDA)	7,935
Carry forward general activity (UDA)	-78
19/20 Contracted orthodontic activity (UOA)	0
Carry forward orthodontic activity (UOA)	0
Baseline contract value	£232,395.02

### ACCESS\*

Patients seen in 24 months	Total	Change since previous quarter
Quarter ending September 2018	3,175	
Quarter ending December 2018	3,220	→
Quarter ending March 2019	3,222	→
Quarter ending June 2019	3,196	→
Quarter ending September 2019	3,114	↓
<b>Variance since September 2018</b>	<b>(1.9%)</b>	<b>↓</b>



### ACTIVITY



Month	Adjusted Scheduled Activity (UDA)	
	2019	2020
April	113	227
May	851	728
June	1,326	1,488
July	2,094	2,305
August	2,694	2,916
September	3,507	3,439
October	3,974	
November	4,885	
December	5,659	
January	6,481	
February	7,002	
March	7,826	
April	8,004	
May	8,009	
June	8,013	

### QUALITY

	Quantity	Base Number	Contract	AT	Region	England
% of FP17s for the same patient ID Re-attending within 3 months - Children	52	400	13.0%	9.3%	12.1%	11.5%
% of FP17s for the same patient ID Re-attending within 3 months - Adults	133	1,562	8.5%	13.4%	15.6%	15.4%
% of FP17s for the same patient ID Re-attending between 3 & 9 months - Children	232	400	58.0%	62.4%	61.2%	59.7%
% of FP17s for the same patient ID Re-attending between 3 & 9 months - Adults	747	1,562	47.8%	55.9%	54.3%	51.7%
% of FP17s for Band 1 Urgent Courses	402	1,897	21.2%	7.9%	9.1%	9.2%
% of FP17s Relating to Free Repair or Replacements	6	1,897	0.3%	1.2%	0.9%	0.7%
% of FP17s Relating to Continuations	10	1,897	0.5%	1.0%	1.0%	0.8%
% of Patients satisfied with the dentistry they have received	0	0	N/A	95.6%	94.4%	93.5%
% of Patients satisfied with the time they had to wait for an appointment	0	0	N/A	87.9%	88.1%	87.4%

\* This is based on patients treated on this contract for their most recent course of treatment. Figures in italics indicate the base number of FP17s or Patient Questionnaire responses are less than 100. N/A is shown where the base number of responses is less than 10 during the period. % is calculated as Quantity/Base number\*100

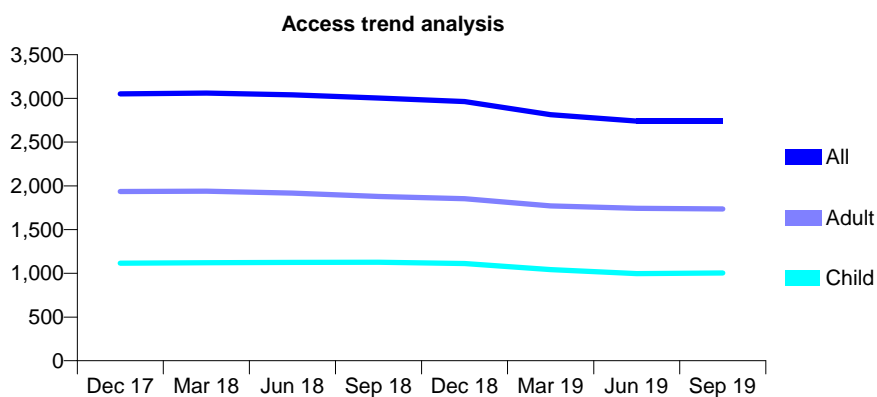
## Q51 - Vital Signs At a Glance Contract Report for 648655/0004 - September 2019

Name or company name	MR JA GATUS
Contract type name	GDS Contract
Purpose of contract	General
Contract start date	01/04/2006
Contract end date	

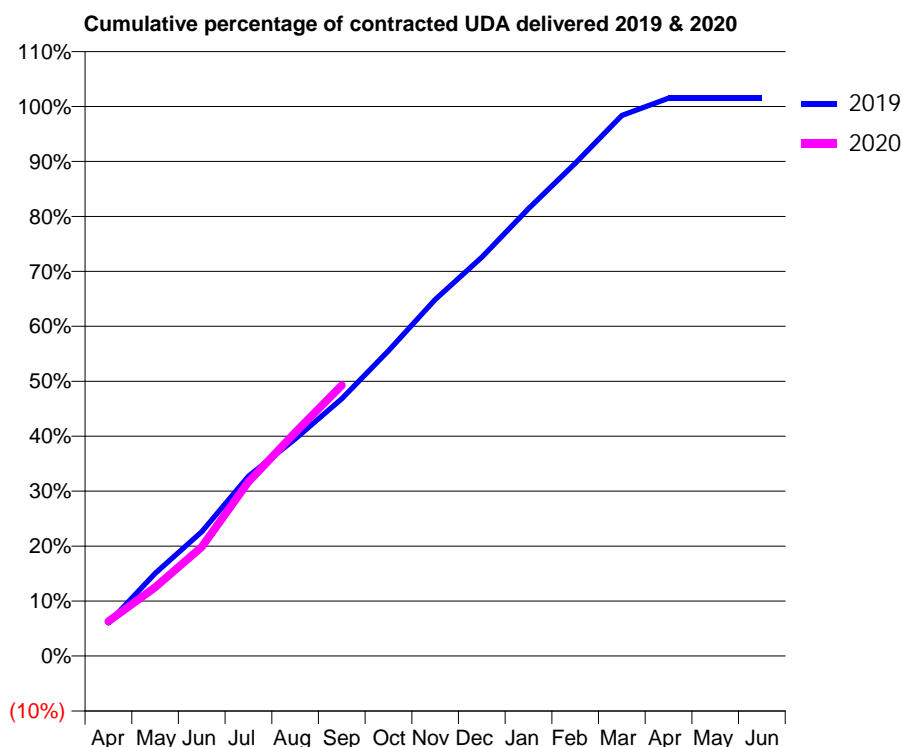
19/20 Contracted general activity (UDA)	8,192
Carry forward general activity (UDA)	-122
19/20 Contracted orthodontic activity (UOA)	0
Carry forward orthodontic activity (UOA)	0
Baseline contract value	£239,947.84

### ACCESS\*

Patients seen in 24 months	Total	Change since previous quarter
Quarter ending September 2018	3,004	
Quarter ending December 2018	2,964	↓
Quarter ending March 2019	2,814	↓
Quarter ending June 2019	2,740	↓
Quarter ending September 2019	2,740	→
<b>Variance since September 2018</b>	<b>(8.8%)</b>	<b>↓</b>



### ACTIVITY



Month	Adjusted Scheduled Activity (UDA)	
	2019	2020
April	494	515
May	1,234	1,025
June	1,851	1,626
July	2,681	2,597
August	3,238	3,331
September	3,835	4,036
October	4,551	
November	5,314	
December	5,944	
January	6,668	
February	7,344	
March	8,058	
April	8,314	
May	8,314	
June	8,314	

### QUALITY

	Quantity	Base Number	Contract	AT	Region	England
% of FP17s for the same patient ID Re-attending within 3 months - Children	54	894	6.0%	9.3%	12.1%	11.5%
% of FP17s for the same patient ID Re-attending within 3 months - Adults	226	1,534	14.7%	13.4%	15.6%	15.4%
% of FP17s for the same patient ID Re-attending between 3 & 9 months - Children	695	894	77.7%	62.4%	61.2%	59.7%
% of FP17s for the same patient ID Re-attending between 3 & 9 months - Adults	1,060	1,534	69.1%	55.9%	54.3%	51.7%
% of FP17s for Band 1 Urgent Courses	185	2,289	8.1%	7.9%	9.1%	9.2%
% of FP17s Relating to Free Repair or Replacements	2	2,289	0.1%	1.2%	0.9%	0.7%
% of FP17s Relating to Continuations	9	2,289	0.4%	1.0%	1.0%	0.8%
% of Patients satisfied with the dentistry they have received	0	0	N/A	95.6%	94.4%	93.5%
% of Patients satisfied with the time they had to wait for an appointment	0	0	N/A	87.9%	88.1%	87.4%

\* This is based on patients treated on this contract for their most recent course of treatment. Figures in italics indicate the base number of FP17s or Patient Questionnaire responses are less than 100. N/A is shown where the base number of responses is less than 10 during the period. % is calculated as Quantity/Base number\*100

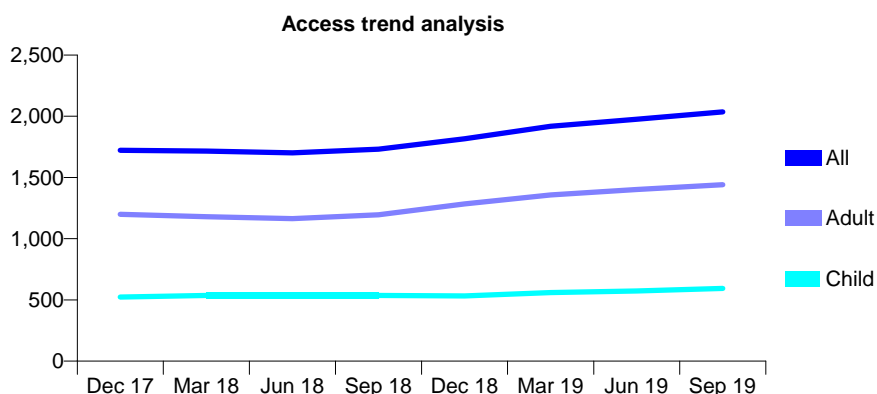
## Q51 - Vital Signs At a Glance Contract Report for 657271/0001 - September 2019

Name or company name	MR A BAGGA
Contract type name	GDS Contract
Purpose of contract	General
Contract start date	01/04/2006
Contract end date	

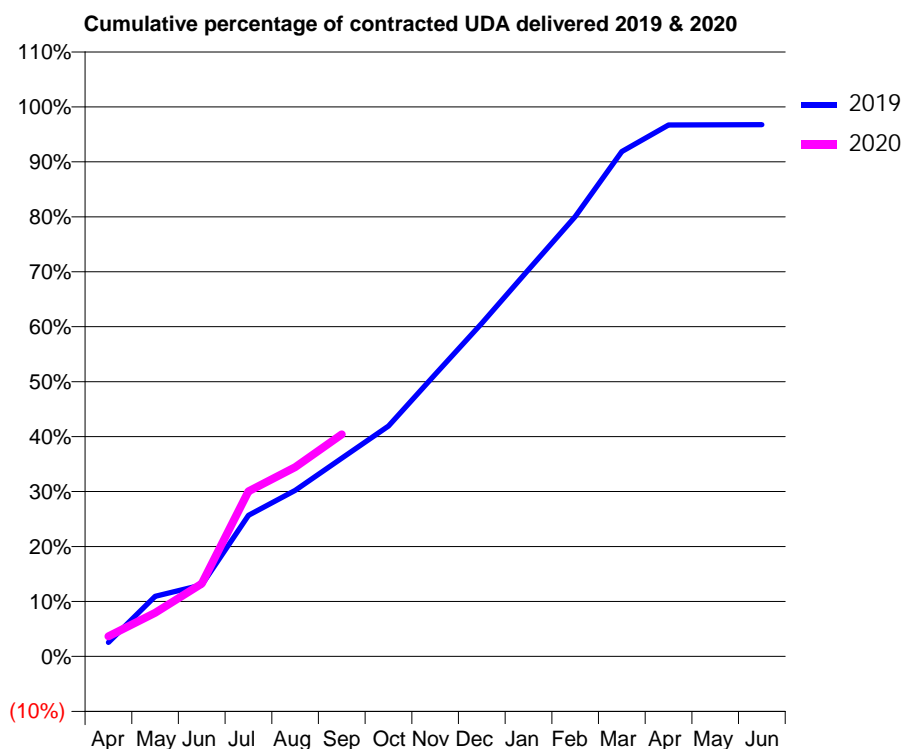
19/20 Contracted general activity (UDA)	5,584
Carry forward general activity (UDA)	0
19/20 Contracted orthodontic activity (UOA)	0
Carry forward orthodontic activity (UOA)	0
Baseline contract value	£173,368.50

### ACCESS\*

Patients seen in 24 months	Total	Change since previous quarter
Quarter ending September 2018	1,731	
Quarter ending December 2018	1,816	↑
Quarter ending March 2019	1,918	↑
Quarter ending June 2019	1,975	↑
Quarter ending September 2019	2,035	↑
<b>Variance since September 2018</b>	<b>17.6%</b>	<b>↑</b>



### ACTIVITY



Month	2019	2020
April	143	204
May	610	444
June	726	739
July	1,432	1,678
August	1,688	1,924
September	2,014	2,257
October	2,340	
November	2,867	
December	3,384	
January	3,931	
February	4,470	
March	5,130	
April	5,399	
May	5,400	
June	5,403	

### QUALITY

	Quantity	Base Number	Contract	AT	Region	England
% of FP17s for the same patient ID Re-attending within 3 months - Children	24	357	6.7%	9.3%	12.1%	11.5%
% of FP17s for the same patient ID Re-attending within 3 months - Adults	107	875	12.2%	13.4%	15.6%	15.4%
% of FP17s for the same patient ID Re-attending between 3 & 9 months - Children	179	357	50.1%	62.4%	61.2%	59.7%
% of FP17s for the same patient ID Re-attending between 3 & 9 months - Adults	396	875	45.3%	55.9%	54.3%	51.7%
% of FP17s for Band 1 Urgent Courses	79	1,091	7.2%	7.9%	9.1%	9.2%
% of FP17s Relating to Free Repair or Replacements	11	1,091	1.0%	1.2%	0.9%	0.7%
% of FP17s Relating to Continuations	0	1,091	0.0%	1.0%	1.0%	0.8%
% of Patients satisfied with the dentistry they have received	0	0	N/A	95.6%	94.4%	93.5%
% of Patients satisfied with the time they had to wait for an appointment	0	0	N/A	87.9%	88.1%	87.4%

\* This is based on patients treated on this contract for their most recent course of treatment. Figures in italics indicate the base number of FP17s or Patient Questionnaire responses are less than 100. N/A is shown where the base number of responses is less than 10 during the period. % is calculated as Quantity/Base number\*100

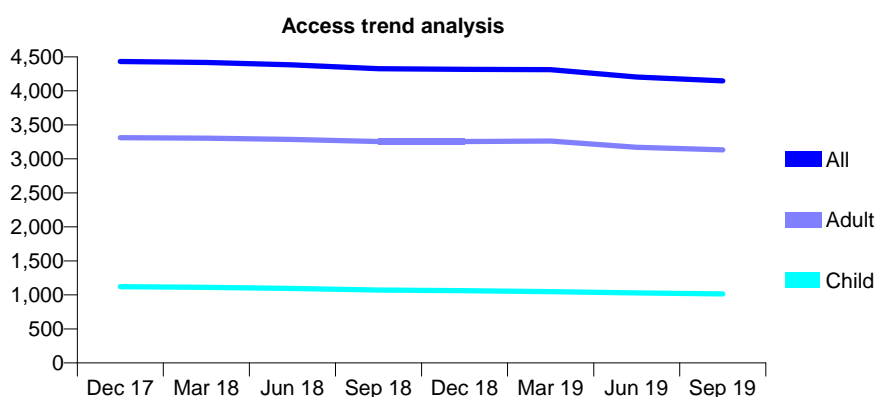
## Q51 - Vital Signs At a Glance Contract Report for 661325/0001 - September 2019

Name or company name	MR S KHAZENIFAR
Contract type name	GDS Contract
Purpose of contract	General
Contract start date	01/04/2006
Contract end date	

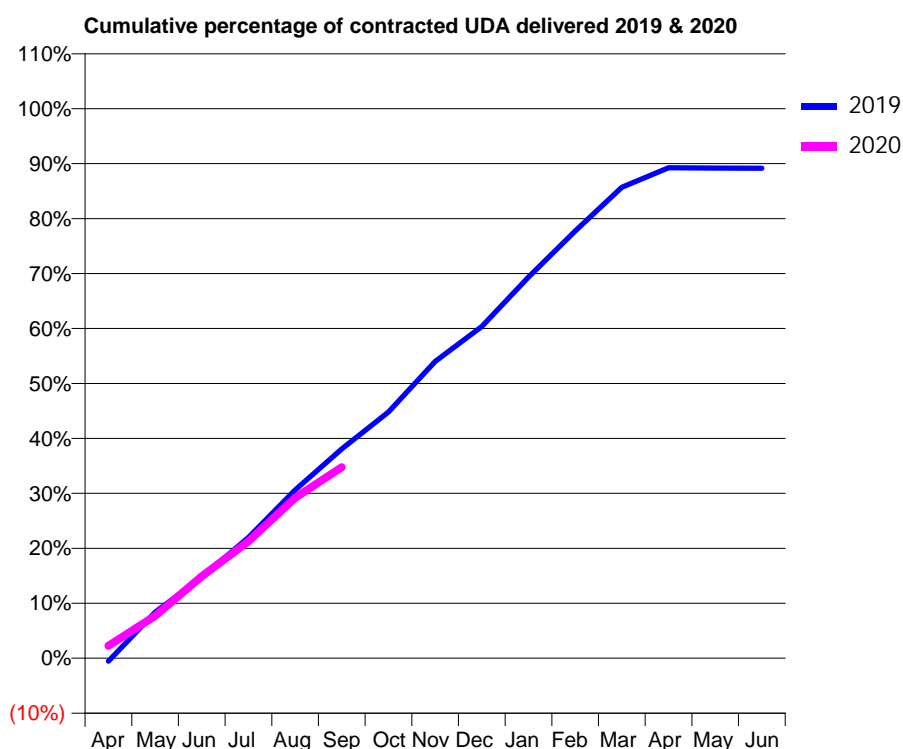
19/20 Contracted general activity (UDA)	16,254
Carry forward general activity (UDA)	0
19/20 Contracted orthodontic activity (UOA)	0
Carry forward orthodontic activity (UOA)	0
Baseline contract value	£496,115.64

### ACCESS\*

Patients seen in 24 months	Total	Change since previous quarter
Quarter ending September 2018	4,326	
Quarter ending December 2018	4,316	→
Quarter ending March 2019	4,311	→
Quarter ending June 2019	4,202	↓
Quarter ending September 2019	4,147	↓
<b>Variance since September 2018</b>	<b>(4.1%)</b>	<b>↓</b>



### ACTIVITY



Month	2019	2020
April	-91	367
May	1,362	1,251
June	2,398	2,424
July	3,570	3,459
August	4,981	4,746
September	6,190	5,652
October	7,283	
November	8,779	
December	9,811	
January	11,271	
February	12,636	
March	13,928	
April	14,504	
May	14,497	
June	14,493	

### QUALITY

	Quantity	Base Number	Contract	AT	Region	England
% of FP17s for the same patient ID Re-attending within 3 months - Children	80	829	9.7%	9.3%	12.1%	11.5%
% of FP17s for the same patient ID Re-attending within 3 months - Adults	358	2,179	16.4%	13.4%	15.6%	15.4%
% of FP17s for the same patient ID Re-attending between 3 & 9 months - Children	560	829	67.6%	62.4%	61.2%	59.7%
% of FP17s for the same patient ID Re-attending between 3 & 9 months - Adults	1,331	2,179	61.1%	55.9%	54.3%	51.7%
% of FP17s for Band 1 Urgent Courses	339	2,792	12.1%	7.9%	9.1%	9.2%
% of FP17s Relating to Free Repair or Replacements	35	2,792	1.3%	1.2%	0.9%	0.7%
% of FP17s Relating to Continuations	14	2,792	0.5%	1.0%	1.0%	0.8%
% of Patients satisfied with the dentistry they have received	1	1	N/A	95.6%	94.4%	93.5%
% of Patients satisfied with the time they had to wait for an appointment	1	1	N/A	87.9%	88.1%	87.4%

\* This is based on patients treated on this contract for their most recent course of treatment.

Figures in italics indicate the base number of FP17s or Patient Questionnaire responses are less than 100. N/A is shown where the base number of responses is less than 10 during the period. % is calculated as Quantity/Base number\*100

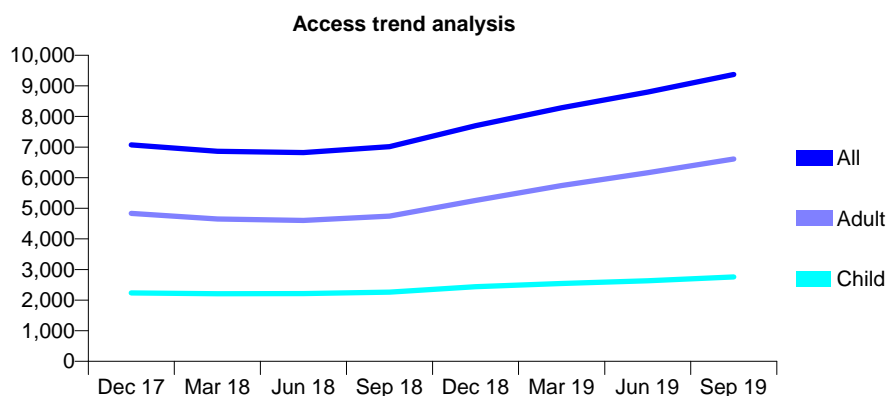
## Q51 - Vital Signs At a Glance Contract Report for 682721/0002 - September 2019

Name or company name	Broadfield Dental Practice
Contract type name	GDS Contract
Purpose of contract	General
Contract start date	01/10/2008
Contract end date	

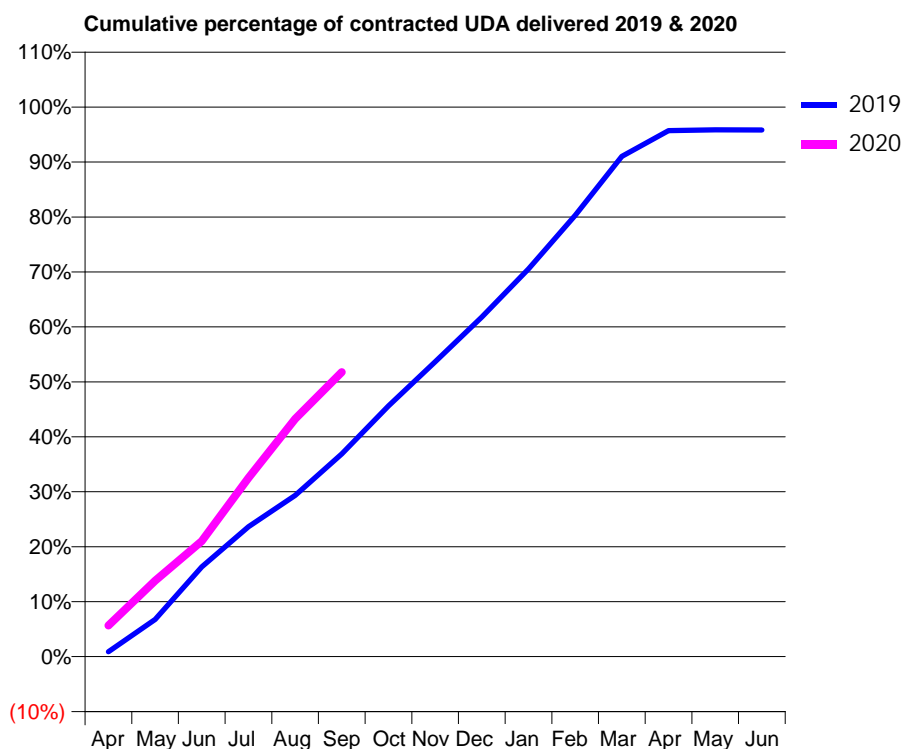
19/20 Contracted general activity (UDA)	18,750
Carry forward general activity (UDA)	0
19/20 Contracted orthodontic activity (UOA)	0
Carry forward orthodontic activity (UOA)	0
Baseline contract value	£582,138.14

### ACCESS\*

Patients seen in 24 months	Total	Change since previous quarter
Quarter ending September 2018	7,013	
Quarter ending December 2018	7,695	↑
Quarter ending March 2019	8,286	↑
Quarter ending June 2019	8,797	↑
Quarter ending September 2019	9,369	↑
<b>Variance since September 2018</b>	<b>33.6%</b>	<b>↑</b>



### ACTIVITY



Month	Adjusted Scheduled Activity (UDA)	
	2019	2020
April	166	1,063
May	1,270	2,591
June	3,058	3,945
July	4,432	6,101
August	5,501	8,109
September	6,915	9,708
October	8,557	
November	10,062	
December	11,581	
January	13,230	
February	15,057	
March	17,067	
April	17,945	
May	17,969	
June	17,966	

### QUALITY

	Quantity	Base Number	Contract	AT	Region	England
% of FP17s for the same patient ID Re-attending within 3 months - Children	95	1,966	4.8%	9.3%	12.1%	11.5%
% of FP17s for the same patient ID Re-attending within 3 months - Adults	586	4,566	12.8%	13.4%	15.6%	15.4%
% of FP17s for the same patient ID Re-attending between 3 & 9 months - Children	1,129	1,966	57.4%	62.4%	61.2%	59.7%
% of FP17s for the same patient ID Re-attending between 3 & 9 months - Adults	2,103	4,566	46.1%	55.9%	54.3%	51.7%
% of FP17s for Band 1 Urgent Courses	337	5,387	6.3%	7.9%	9.1%	9.2%
% of FP17s Relating to Free Repair or Replacements	70	5,387	1.3%	1.2%	0.9%	0.7%
% of FP17s Relating to Continuations	90	5,387	1.7%	1.0%	1.0%	0.8%
% of Patients satisfied with the dentistry they have received	4	4	N/A	95.6%	94.4%	93.5%
% of Patients satisfied with the time they had to wait for an appointment	3	4	N/A	87.9%	88.1%	87.4%

\* This is based on patients treated on this contract for their most recent course of treatment. Figures in italics indicate the base number of FP17s or Patient Questionnaire responses are less than 100. N/A is shown where the base number of responses is less than 10 during the period. % is calculated as Quantity/Base number\*100

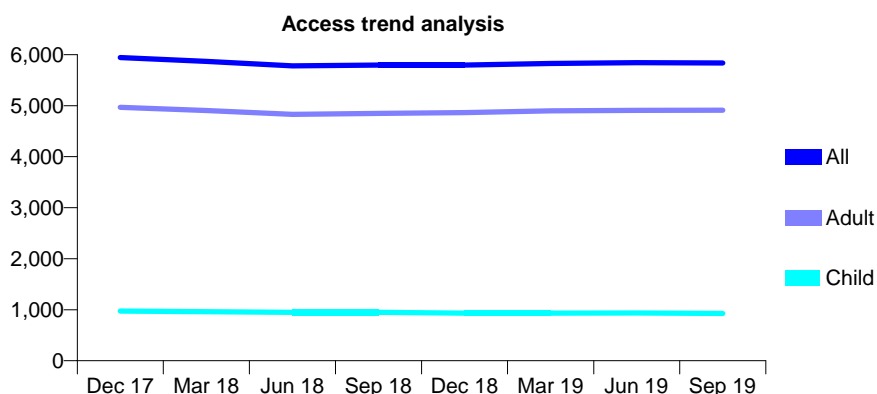
## Q51 - Vital Signs At a Glance Contract Report for 725005/0002 - September 2019

Name or company name	A J Cale Limited
Contract type name	GDS Contract
Purpose of contract	General
Contract start date	01/06/2015
Contract end date	

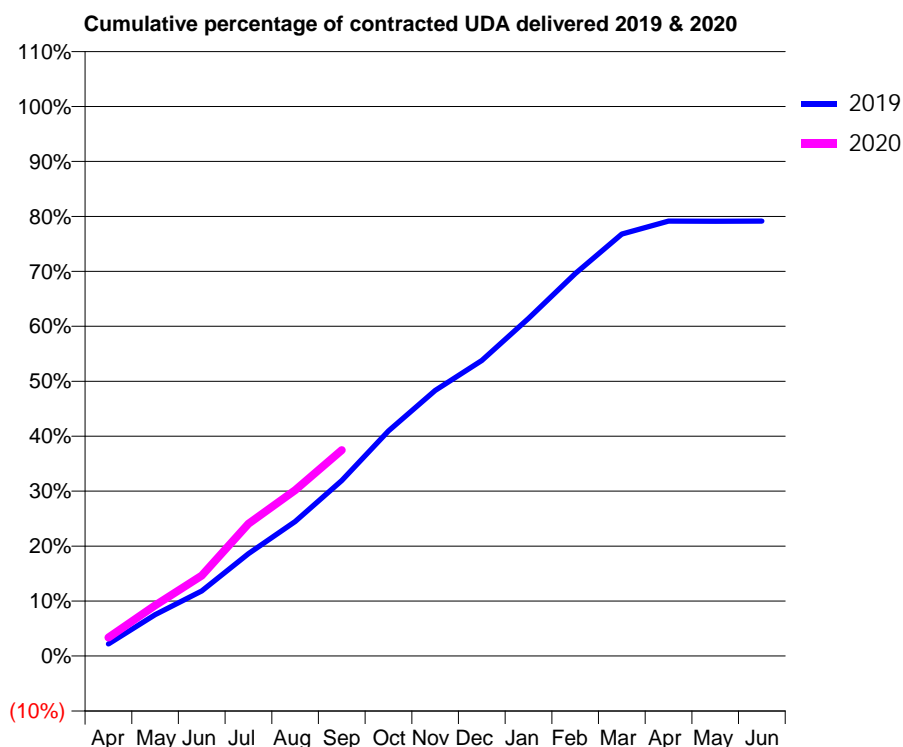
19/20 Contracted general activity (UDA)	20,350
Carry forward general activity (UDA)	0
19/20 Contracted orthodontic activity (UOA)	0
Carry forward orthodontic activity (UOA)	0
Baseline contract value	£583,985.62

### ACCESS\*

Patients seen in 24 months	Total	Change since previous quarter
Quarter ending September 2018	5,798	
Quarter ending December 2018	5,797	→
Quarter ending March 2019	5,830	→
Quarter ending June 2019	5,845	→
Quarter ending September 2019	5,836	→
<b>Variance since September 2018</b>	<b>0.7%</b>	<b>→</b>



### ACTIVITY



Month	Adjusted Scheduled Activity (UDA)	
	2019	2020
April	446	685
May	1,534	1,880
June	2,410	2,980
July	3,789	4,898
August	4,981	6,143
September	6,500	7,630
October	8,336	
November	9,835	
December	10,948	
January	12,502	
February	14,160	
March	15,630	
April	16,105	
May	16,102	
June	16,105	

### QUALITY

	Quantity	Base Number	Contract	AT	Region	England
% of FP17s for the same patient ID Re-attending within 3 months - Children	35	708	4.9%	9.3%	12.1%	11.5%
% of FP17s for the same patient ID Re-attending within 3 months - Adults	500	3,436	14.6%	13.4%	15.6%	15.4%
% of FP17s for the same patient ID Re-attending between 3 & 9 months - Children	406	708	57.3%	62.4%	61.2%	59.7%
% of FP17s for the same patient ID Re-attending between 3 & 9 months - Adults	1,564	3,436	45.5%	55.9%	54.3%	51.7%
% of FP17s for Band 1 Urgent Courses	253	3,894	6.5%	7.9%	9.1%	9.2%
% of FP17s Relating to Free Repair or Replacements	113	3,894	2.9%	1.2%	0.9%	0.7%
% of FP17s Relating to Continuations	41	3,894	1.1%	1.0%	1.0%	0.8%
% of Patients satisfied with the dentistry they have received	1	1	N/A	95.6%	94.4%	93.5%
% of Patients satisfied with the time they had to wait for an appointment	1	1	N/A	87.9%	88.1%	87.4%

\* This is based on patients treated on this contract for their most recent course of treatment. Figures in italics indicate the base number of FP17s or Patient Questionnaire responses are less than 100. N/A is shown where the base number of responses is less than 10 during the period. % is calculated as Quantity/Base number\*100

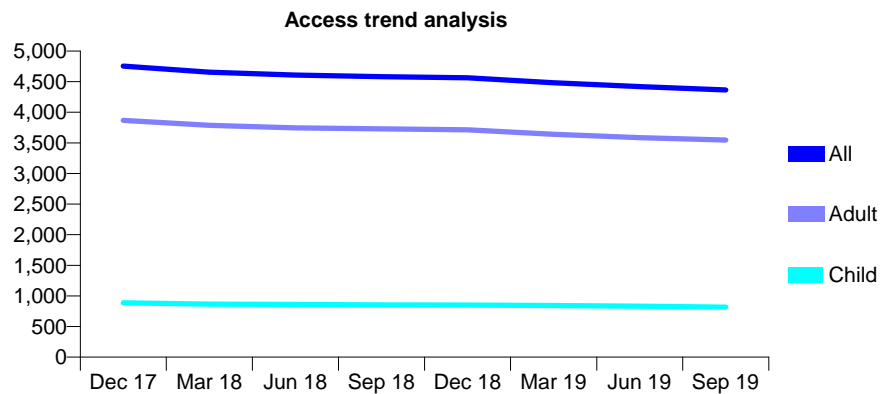
## Q51 - Vital Signs At a Glance Contract Report for 725900/0001 - September 2019

Name or company name	F P Dental
Contract type name	GDS Contract
Purpose of contract	General
Contract start date	01/04/2009
Contract end date	

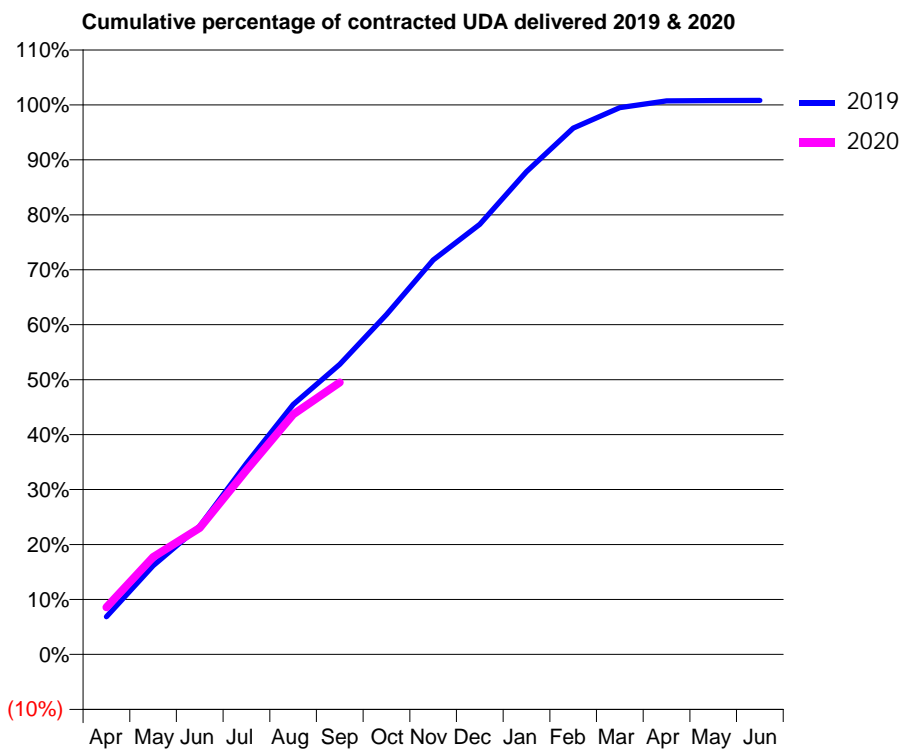
19/20 Contracted general activity (UDA)	13,301
Carry forward general activity (UDA)	-104
19/20 Contracted orthodontic activity (UOA)	0
Carry forward orthodontic activity (UOA)	0
Baseline contract value	£381,701.55

### ACCESS\*

Patients seen in 24 months	Total	Change since previous quarter
Quarter ending September 2018	4,581	
Quarter ending December 2018	4,564	→
Quarter ending March 2019	4,483	↓
Quarter ending June 2019	4,420	↓
Quarter ending September 2019	4,364	↓
<b>Variance since September 2018</b>	<b>(4.7%)</b>	<b>↓</b>



### ACTIVITY



Month	2019	2020
April	912	1,140
May	2,149	2,357
June	3,107	3,060
July	4,623	4,460
August	6,051	5,809
September	7,021	6,584
October	8,226	
November	9,545	
December	10,412	
January	11,683	
February	12,737	
March	13,235	
April	13,397	
May	13,402	
June	13,405	

### QUALITY

	Quantity	Base Number	Contract	AT	Region	England
% of FP17s for the same patient ID Re-attending within 3 months - Children	51	748	6.8%	9.3%	12.1%	11.5%
% of FP17s for the same patient ID Re-attending within 3 months - Adults	225	2,838	7.9%	13.4%	15.6%	15.4%
% of FP17s for the same patient ID Re-attending between 3 & 9 months - Children	557	748	74.5%	62.4%	61.2%	59.7%
% of FP17s for the same patient ID Re-attending between 3 & 9 months - Adults	1,968	2,838	69.3%	55.9%	54.3%	51.7%
% of FP17s for Band 1 Urgent Courses	117	3,482	3.4%	7.9%	9.1%	9.2%
% of FP17s Relating to Free Repair or Replacements	10	3,482	0.3%	1.2%	0.9%	0.7%
% of FP17s Relating to Continuations	13	3,482	0.4%	1.0%	1.0%	0.8%
% of Patients satisfied with the dentistry they have received	2	2	N/A	95.6%	94.4%	93.5%
% of Patients satisfied with the time they had to wait for an appointment	2	2	N/A	87.9%	88.1%	87.4%

\* This is based on patients treated on this contract for their most recent course of treatment. Figures in italics indicate the base number of FP17s or Patient Questionnaire responses are less than 100. N/A is shown where the base number of responses is less than 10 during the period. % is calculated as Quantity/Base number\*100

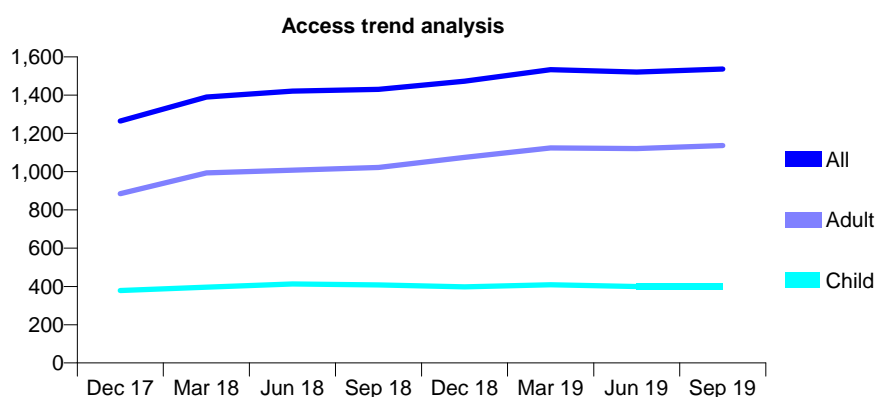
## Q51 - Vital Signs At a Glance Contract Report for 725943/0001 - September 2019

Name or company name	Mr D Leung
Contract type name	GDS Contract
Purpose of contract	General
Contract start date	01/04/2006
Contract end date	

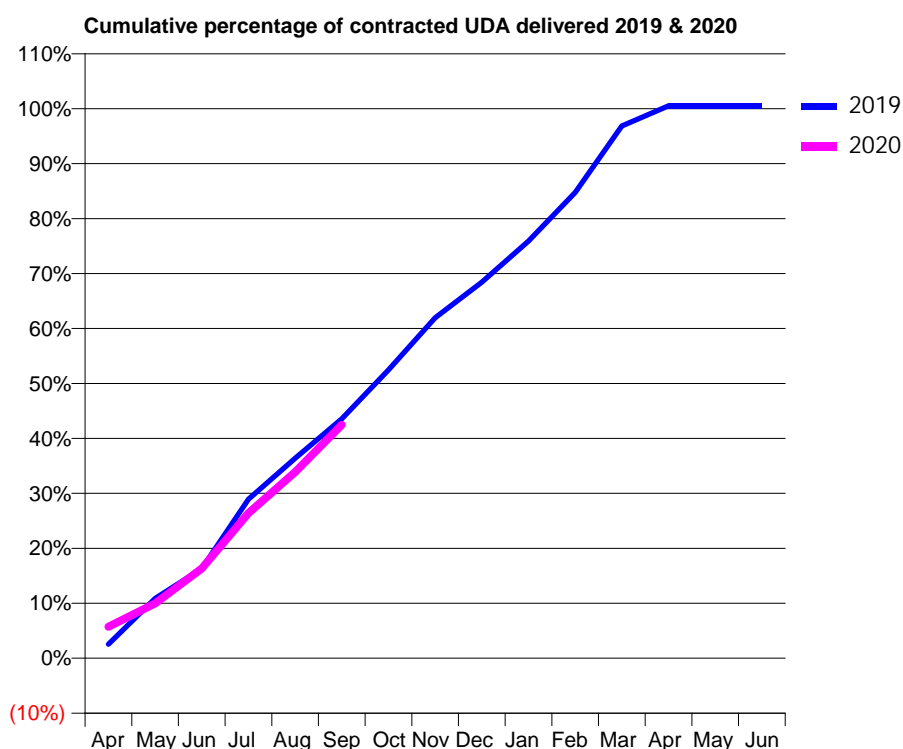
19/20 Contracted general activity (UDA)	4,996
Carry forward general activity (UDA)	-25
19/20 Contracted orthodontic activity (UOA)	0
Carry forward orthodontic activity (UOA)	0
Baseline contract value	£164,200.35

### ACCESS\*

Patients seen in 24 months	Total	Change since previous quarter
Quarter ending September 2018	1,430	
Quarter ending December 2018	1,473	↑
Quarter ending March 2019	1,533	↑
Quarter ending June 2019	1,521	→
Quarter ending September 2019	1,536	→
<b>Variance since September 2018</b>	<b>7.4%</b>	<b>↑</b>



### ACTIVITY



Month	2019	2020
April	127	287
May	544	499
June	814	815
July	1,446	1,320
August	1,818	1,693
September	2,176	2,123
October	2,621	
November	3,096	
December	3,418	
January	3,792	
February	4,235	
March	4,837	
April	5,021	
May	5,021	
June	5,021	

### QUALITY

	Quantity	Base Number	Contract	AT	Region	England
% of FP17s for the same patient ID Re-attending within 3 months - Children	26	412	6.3%	9.3%	12.1%	11.5%
% of FP17s for the same patient ID Re-attending within 3 months - Adults	81	891	9.1%	13.4%	15.6%	15.4%
% of FP17s for the same patient ID Re-attending between 3 & 9 months - Children	332	412	80.6%	62.4%	61.2%	59.7%
% of FP17s for the same patient ID Re-attending between 3 & 9 months - Adults	668	891	75.0%	55.9%	54.3%	51.7%
% of FP17s for Band 1 Urgent Courses	74	1,220	6.1%	7.9%	9.1%	9.2%
% of FP17s Relating to Free Repair or Replacements	22	1,220	1.8%	1.2%	0.9%	0.7%
% of FP17s Relating to Continuations	11	1,220	0.9%	1.0%	1.0%	0.8%
% of Patients satisfied with the dentistry they have received	1	1	N/A	95.6%	94.4%	93.5%
% of Patients satisfied with the time they had to wait for an appointment	1	1	N/A	87.9%	88.1%	87.4%

\* This is based on patients treated on this contract for their most recent course of treatment. Figures in italics indicate the base number of FP17s or Patient Questionnaire responses are less than 100. N/A is shown where the base number of responses is less than 10 during the period. % is calculated as Quantity/Base number\*100



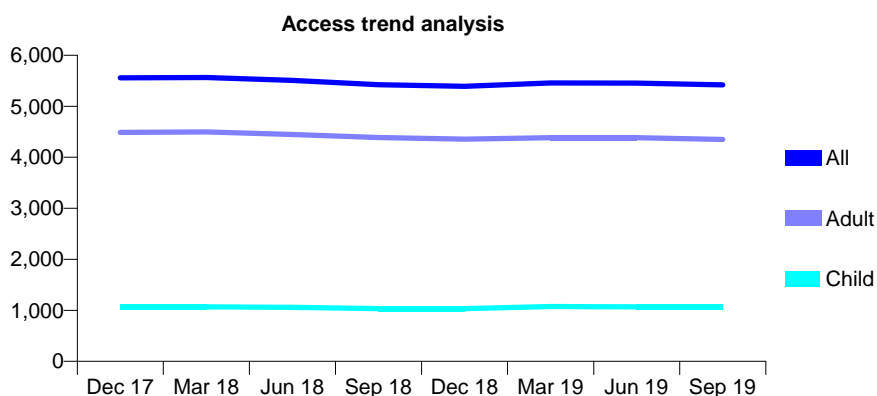
## Q51 - Vital Signs At a Glance Contract Report for 730718/0001 - September 2019

Name or company name	Shelswell Dental Practice Limited
Contract type name	GDS Contract
Purpose of contract	General
Contract start date	01/04/2006
Contract end date	

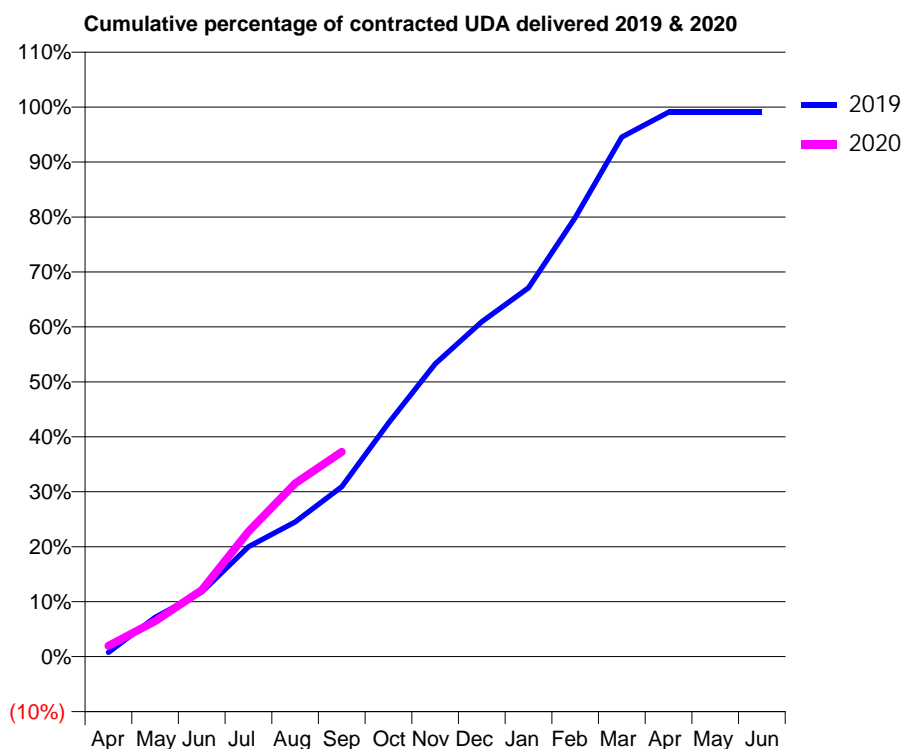
19/20 Contracted general activity (UDA)	19,806
Carry forward general activity (UDA)	190
19/20 Contracted orthodontic activity (UOA)	0
Carry forward orthodontic activity (UOA)	0
Baseline contract value	£580,232.20

### ACCESS\*

Patients seen in 24 months	Total	Change since previous quarter
Quarter ending September 2018	5,424	
Quarter ending December 2018	5,392	→
Quarter ending March 2019	5,458	→
Quarter ending June 2019	5,454	→
Quarter ending September 2019	5,417	→
<b>Variance since September 2018</b>	<b>(0.1%)</b>	<b>→</b>



### ACTIVITY



Month	Adjusted Scheduled Activity (UDA)	
	2019	2020
April	149	390
May	1,418	1,275
June	2,328	2,397
July	3,960	4,505
August	4,857	6,247
September	6,126	7,382
October	8,419	
November	10,553	
December	12,071	
January	13,290	
February	15,823	
March	18,727	
April	19,622	
May	19,620	
June	19,616	

### QUALITY

	Quantity	Base Number	Contract	AT	Region	England
% of FP17s for the same patient ID Re-attending within 3 months - Children	58	779	7.4%	9.3%	12.1%	11.5%
% of FP17s for the same patient ID Re-attending within 3 months - Adults	638	3,160	20.2%	13.4%	15.6%	15.4%
% of FP17s for the same patient ID Re-attending between 3 & 9 months - Children	505	779	64.8%	62.4%	61.2%	59.7%
% of FP17s for the same patient ID Re-attending between 3 & 9 months - Adults	1,520	3,160	48.1%	55.9%	54.3%	51.7%
% of FP17s for Band 1 Urgent Courses	219	3,575	6.1%	7.9%	9.1%	9.2%
% of FP17s Relating to Free Repair or Replacements	238	3,575	6.7%	1.2%	0.9%	0.7%
% of FP17s Relating to Continuations	148	3,575	4.1%	1.0%	1.0%	0.8%
% of Patients satisfied with the dentistry they have received	1	2	N/A	95.6%	94.4%	93.5%
% of Patients satisfied with the time they had to wait for an appointment	2	2	N/A	87.9%	88.1%	87.4%

\* This is based on patients treated on this contract for their most recent course of treatment. Figures in italics indicate the base number of FP17s or Patient Questionnaire responses are less than 100. N/A is shown where the base number of responses is less than 10 during the period. % is calculated as Quantity/Base number\*100

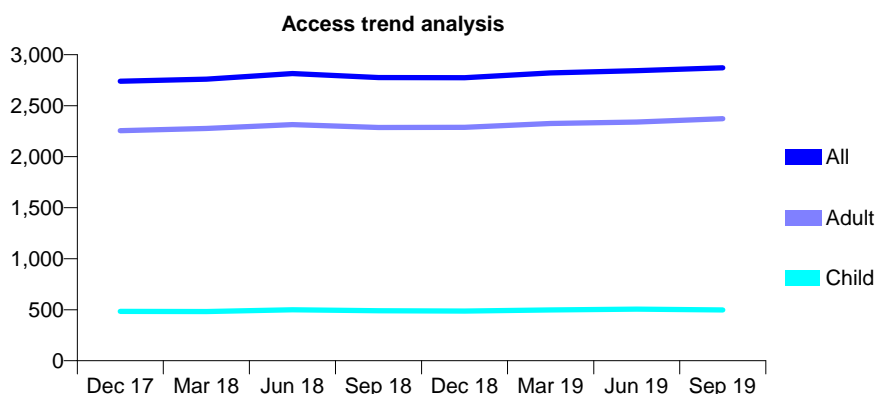
## Q51 - Vital Signs At a Glance Contract Report for 740497/0001 - September 2019

Name or company name	MR JM BURNHAM
Contract type name	GDS Contract
Purpose of contract	General
Contract start date	01/04/2006
Contract end date	

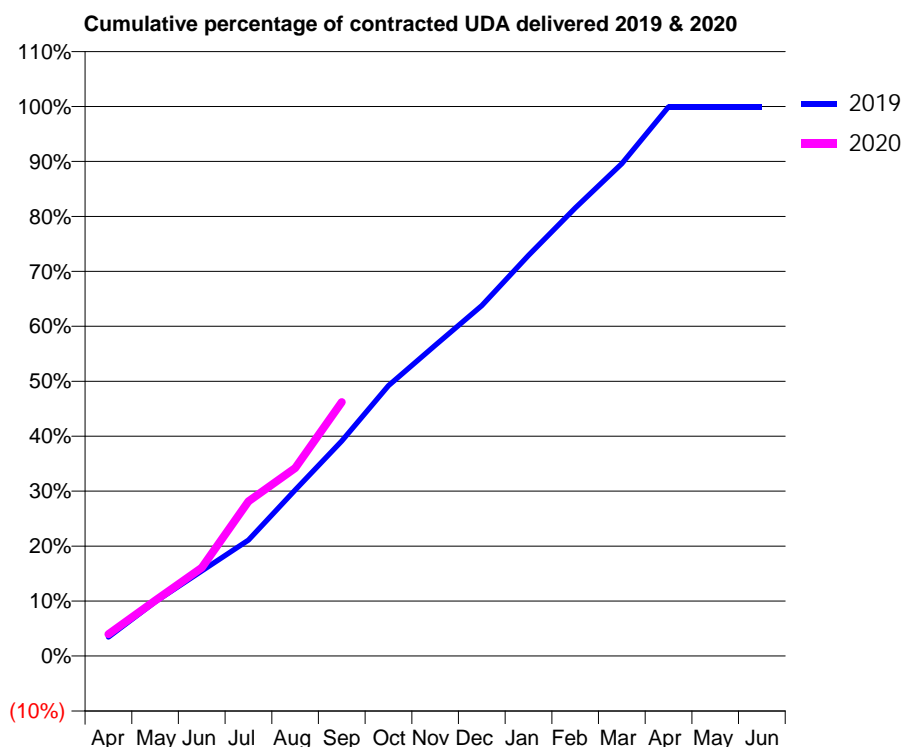
19/20 Contracted general activity (UDA)	8,232
Carry forward general activity (UDA)	6
19/20 Contracted orthodontic activity (UOA)	0
Carry forward orthodontic activity (UOA)	0
Baseline contract value	£213,506.56

### ACCESS\*

Patients seen in 24 months	Total	Change since previous quarter
Quarter ending September 2018	2,776	
Quarter ending December 2018	2,775	→
Quarter ending March 2019	2,822	→
Quarter ending June 2019	2,844	→
Quarter ending September 2019	2,871	→
<b>Variance since September 2018</b>	<b>3.4%</b>	<b>↑</b>



### ACTIVITY



Month	Adjusted Scheduled Activity (UDA)	
	2019	2020
April	284	330
May	812	831
June	1,275	1,323
July	1,737	2,319
August	2,489	2,816
September	3,222	3,805
October	4,049	
November	4,655	
December	5,250	
January	6,002	
February	6,711	
March	7,377	
April	8,226	
May	8,226	
June	8,226	

### QUALITY

	Quantity	Base Number	Contract	AT	Region	England
% of FP17s for the same patient ID Re-attending within 3 months - Children	13	413	3.1%	9.3%	12.1%	11.5%
% of FP17s for the same patient ID Re-attending within 3 months - Adults	300	1,979	15.2%	13.4%	15.6%	15.4%
% of FP17s for the same patient ID Re-attending between 3 & 9 months - Children	211	413	51.1%	62.4%	61.2%	59.7%
% of FP17s for the same patient ID Re-attending between 3 & 9 months - Adults	1,079	1,979	54.5%	55.9%	54.3%	51.7%
% of FP17s for Band 1 Urgent Courses	171	2,009	8.5%	7.9%	9.1%	9.2%
% of FP17s Relating to Free Repair or Replacements	15	2,009	0.7%	1.2%	0.9%	0.7%
% of FP17s Relating to Continuations	22	2,009	1.1%	1.0%	1.0%	0.8%
% of Patients satisfied with the dentistry they have received	0	0	N/A	95.6%	94.4%	93.5%
% of Patients satisfied with the time they had to wait for an appointment	0	0	N/A	87.9%	88.1%	87.4%

\* This is based on patients treated on this contract for their most recent course of treatment. Figures in italics indicate the base number of FP17s or Patient Questionnaire responses are less than 100. N/A is shown where the base number of responses is less than 10 during the period. % is calculated as Quantity/Base number\*100

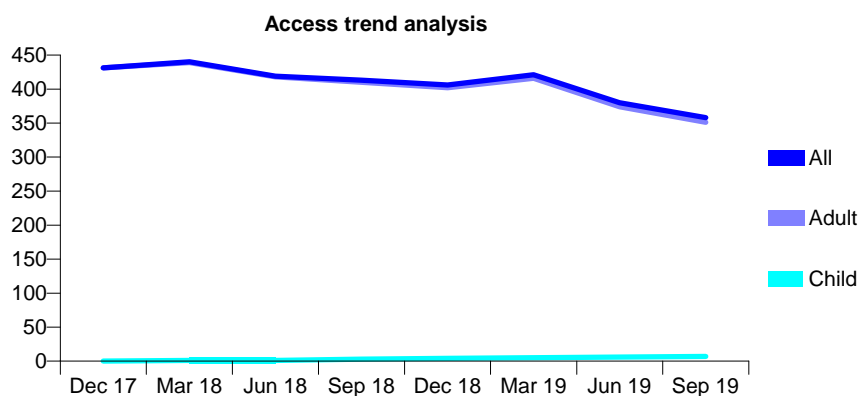
## Q51 - Vital Signs At a Glance Contract Report for 748803/0001 - September 2019

Name or company name	MR TA DYER
Contract type name	PDS Contract
Purpose of contract	General
Contract start date	01/04/2007
Contract end date	31/03/2020

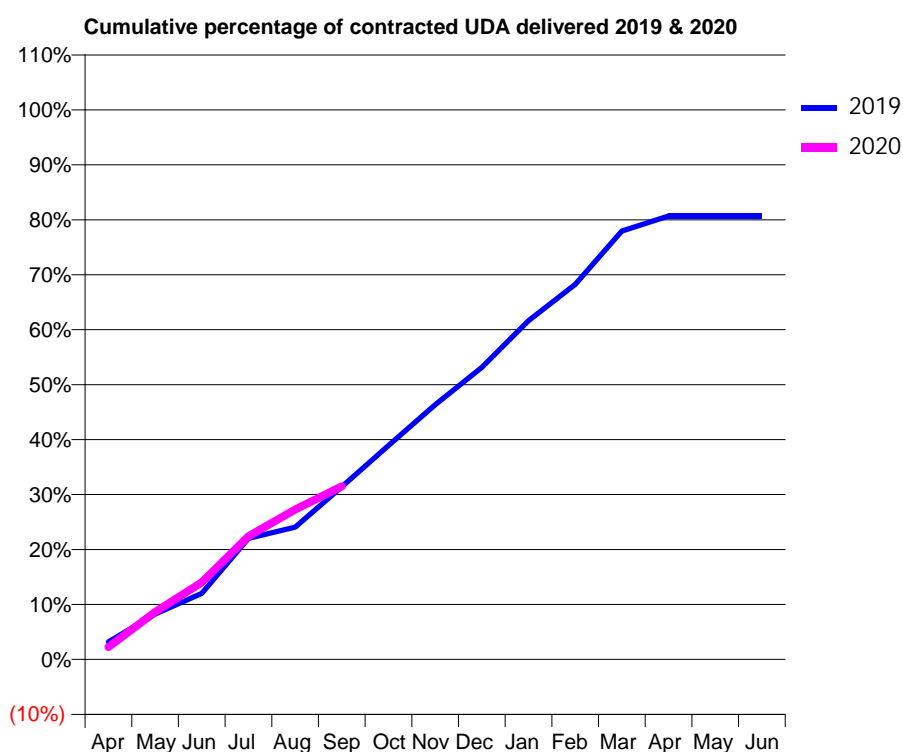
19/20 Contracted general activity (UDA)	3,963
Carry forward general activity (UDA)	0
19/20 Contracted orthodontic activity (UOA)	0
Carry forward orthodontic activity (UOA)	0
Baseline contract value	£172,163.44

### ACCESS\*

Patients seen in 24 months	Total	Change since previous quarter
Quarter ending September 2018	413	
Quarter ending December 2018	406	↓
Quarter ending March 2019	421	↑
Quarter ending June 2019	380	↓
Quarter ending September 2019	358	↓
<b>Variance since September 2018</b>	<b>(13.3%)</b>	<b>↓</b>



### ACTIVITY



Month	2019	2020
April	126	90
May	327	343
June	477	556
July	873	888
August	954	1,080
September	1,245	1,248
October	1,542	
November	1,836	
December	2,106	
January	2,443	
February	2,705	
March	3,089	
April	3,197	
May	3,197	
June	3,197	

### QUALITY

	Quantity	Base Number	Contract	AT	Region	England
% of FP17s for the same patient ID Re-attending within 3 months - Children	4	16	25.0%	9.3%	12.1%	11.5%
% of FP17s for the same patient ID Re-attending within 3 months - Adults	93	439	21.2%	13.4%	15.6%	15.4%
% of FP17s for the same patient ID Re-attending between 3 & 9 months - Children	0	16	0.0%	62.4%	61.2%	59.7%
% of FP17s for the same patient ID Re-attending between 3 & 9 months - Adults	25	439	5.7%	55.9%	54.3%	51.7%
% of FP17s for Band 1 Urgent Courses	0	416	0.0%	7.9%	9.1%	9.2%
% of FP17s Relating to Free Repair or Replacements	0	416	0.0%	1.2%	0.9%	0.7%
% of FP17s Relating to Continuations	0	416	0.0%	1.0%	1.0%	0.8%
% of Patients satisfied with the dentistry they have received	0	0	N/A	95.6%	94.4%	93.5%
% of Patients satisfied with the time they had to wait for an appointment	0	0	N/A	87.9%	88.1%	87.4%

\* This is based on patients treated on this contract for their most recent course of treatment. Figures in italics indicate the base number of FP17s or Patient Questionnaire responses are less than 100. N/A is shown where the base number of responses is less than 10 during the period. % is calculated as Quantity/Base number\*100

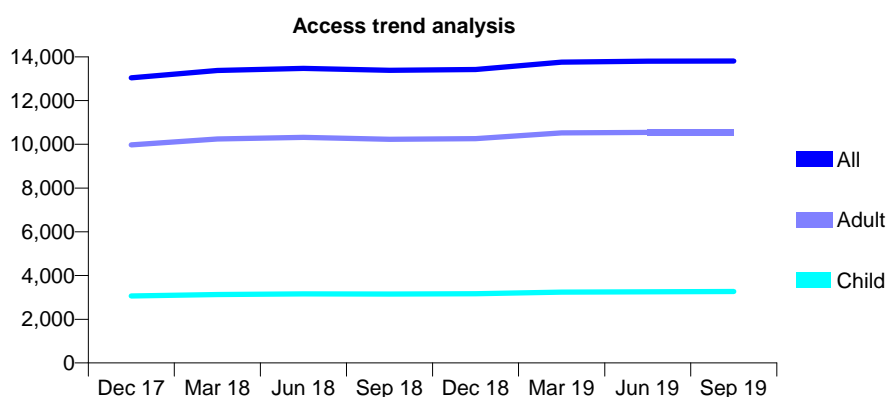
## Q51 - Vital Signs At a Glance Contract Report for 749338/0001 - September 2019

Name or company name	Taptonville House Limited
Contract type name	GDS Contract
Purpose of contract	General
Contract start date	01/04/2006
Contract end date	

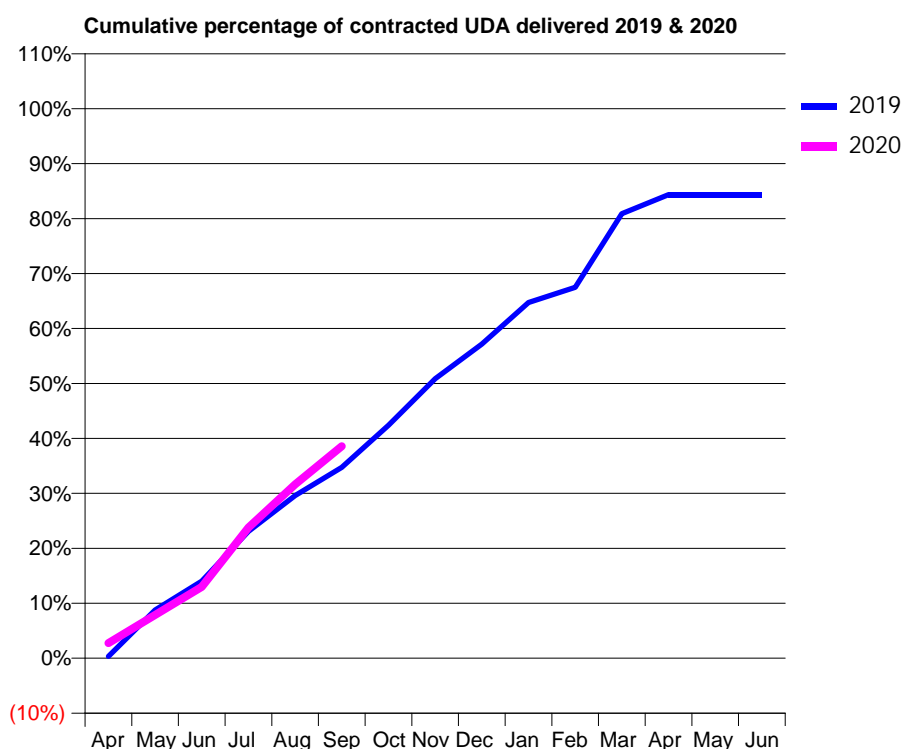
19/20 Contracted general activity (UDA)	42,313
Carry forward general activity (UDA)	0
19/20 Contracted orthodontic activity (UOA)	0
Carry forward orthodontic activity (UOA)	0
Baseline contract value	£1,310,128.01

### ACCESS\*

Patients seen in 24 months	Total	Change since previous quarter
Quarter ending September 2018	13,387	
Quarter ending December 2018	13,422	→
Quarter ending March 2019	13,758	↑
Quarter ending June 2019	13,803	→
Quarter ending September 2019	13,810	→
<b>Variance since September 2018</b>	<b>3.2%</b>	<b>↑</b>



### ACTIVITY



Month	2019	2020
April	138	1,169
May	3,717	3,334
June	5,945	5,484
July	9,772	10,064
August	12,532	13,388
September	14,701	16,319
October	17,934	
November	21,530	
December	24,189	
January	27,394	
February	28,558	
March	34,230	
April	35,699	
May	35,693	
June	35,692	

### QUALITY

	Quantity	Base Number	Contract	AT	Region	England
% of FP17s for the same patient ID Re-attending within 3 months - Children	163	2,893	5.6%	9.3%	12.1%	11.5%
% of FP17s for the same patient ID Re-attending within 3 months - Adults	1,340	8,736	15.3%	13.4%	15.6%	15.4%
% of FP17s for the same patient ID Re-attending between 3 & 9 months - Children	2,127	2,893	73.5%	62.4%	61.2%	59.7%
% of FP17s for the same patient ID Re-attending between 3 & 9 months - Adults	5,514	8,736	63.1%	55.9%	54.3%	51.7%
% of FP17s for Band 1 Urgent Courses	938	10,162	9.2%	7.9%	9.1%	9.2%
% of FP17s Relating to Free Repair or Replacements	107	10,162	1.1%	1.2%	0.9%	0.7%
% of FP17s Relating to Continuations	33	10,162	0.3%	1.0%	1.0%	0.8%
% of Patients satisfied with the dentistry they have received	10	10	100.0%	95.6%	94.4%	93.5%
% of Patients satisfied with the time they had to wait for an appointment	8	10	80.0%	87.9%	88.1%	87.4%

\* This is based on patients treated on this contract for their most recent course of treatment.

Figures in italics indicate the base number of FP17s or Patient Questionnaire responses are less than 100. N/A is shown where the base number of responses is less than 10 during the period. % is calculated as Quantity/Base number\*100

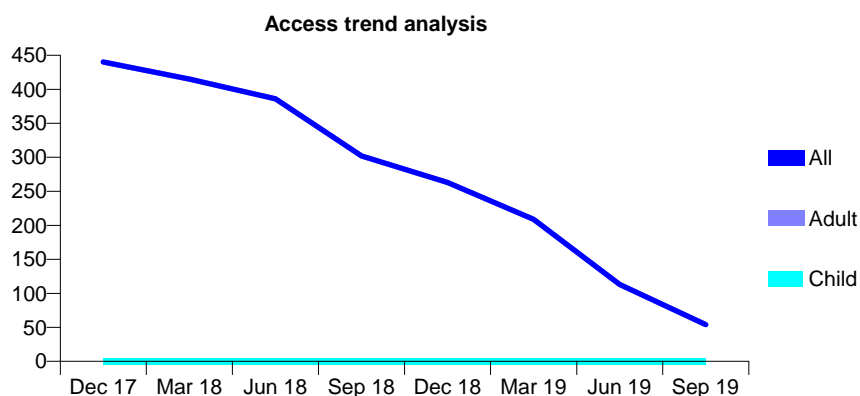
## Q51 - Vital Signs At a Glance Contract Report for 749338/0002 - September 2019

Name or company name	Taptonville House Limited
Contract type name	GDS Contract
Purpose of contract	General
Contract start date	01/02/2008
Contract end date	

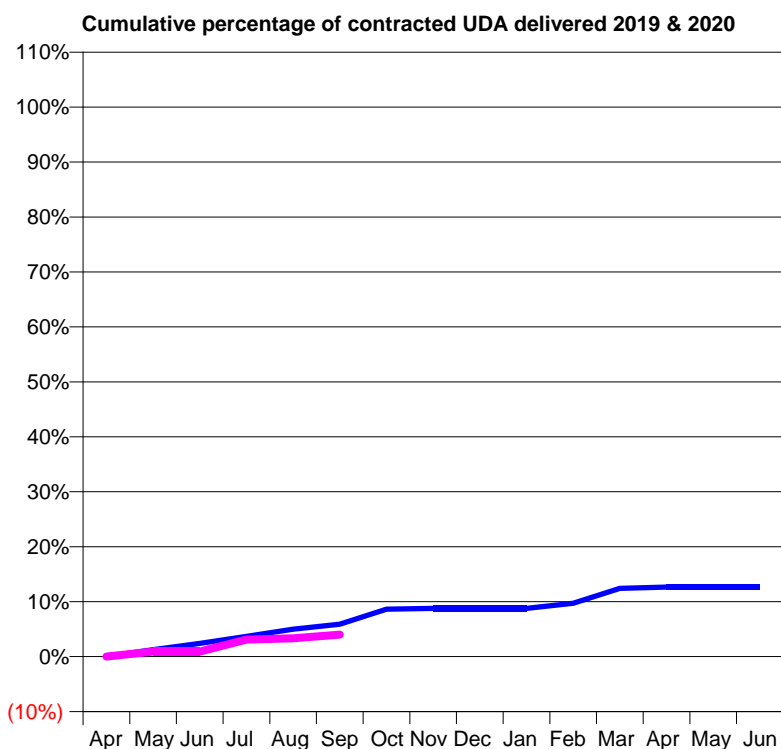
19/20 Contracted general activity (UDA)	1,322
Carry forward general activity (UDA)	0
19/20 Contracted orthodontic activity (UOA)	0
Carry forward orthodontic activity (UOA)	0
Baseline contract value	£56,534.08

### ACCESS\*

Patients seen in 24 months	Total	Change since previous quarter
Quarter ending September 2018	302	
Quarter ending December 2018	263	↓
Quarter ending March 2019	209	↓
Quarter ending June 2019	113	↓
Quarter ending September 2019	54	↓
<b>Variance since September 2018</b>	<b>(82.1%)</b>	<b>↓</b>



### ACTIVITY



Month	Adjusted Scheduled Activity (UDA)	
	2019	2020
April	0	0
May	17	12
June	32	12
July	49	41
August	66	44
September	78	53
October	114	
November	116	
December	116	
January	116	
February	128	
March	164	
April	167	
May	167	
June	167	

### QUALITY

	Quantity	Base Number	Contract	AT	Region	England
% of FP17s for the same patient ID Re-attending within 3 months - Children	0	0	N/A	9.3%	12.1%	11.5%
% of FP17s for the same patient ID Re-attending within 3 months - Adults	1	13	7.7%	13.4%	15.6%	15.4%
% of FP17s for the same patient ID Re-attending between 3 & 9 months - Children	0	0	N/A	62.4%	61.2%	59.7%
% of FP17s for the same patient ID Re-attending between 3 & 9 months - Adults	1	13	7.7%	55.9%	54.3%	51.7%
% of FP17s for Band 1 Urgent Courses	0	12	0.0%	7.9%	9.1%	9.2%
% of FP17s Relating to Free Repair or Replacements	0	12	0.0%	1.2%	0.9%	0.7%
% of FP17s Relating to Continuations	0	12	0.0%	1.0%	1.0%	0.8%
% of Patients satisfied with the dentistry they have received	0	0	N/A	95.6%	94.4%	93.5%
% of Patients satisfied with the time they had to wait for an appointment	0	0	N/A	87.9%	88.1%	87.4%

\* This is based on patients treated on this contract for their most recent course of treatment. Figures in italics indicate the base number of FP17s or Patient Questionnaire responses are less than 100. N/A is shown where the base number of responses is less than 10 during the period. % is calculated as Quantity/Base number\*100

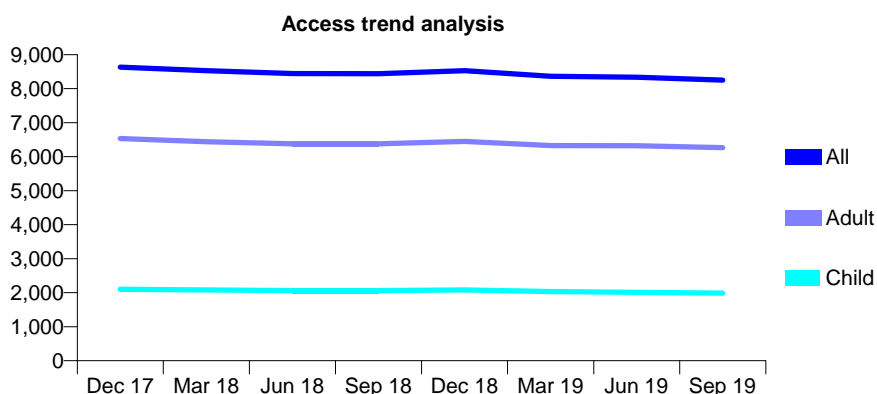
## Q51 - Vital Signs At a Glance Contract Report for 803987/0001 - September 2019

Name or company name	MR JM SUMMERFIELD
Contract type name	GDS Contract
Purpose of contract	General
Contract start date	01/04/2006
Contract end date	

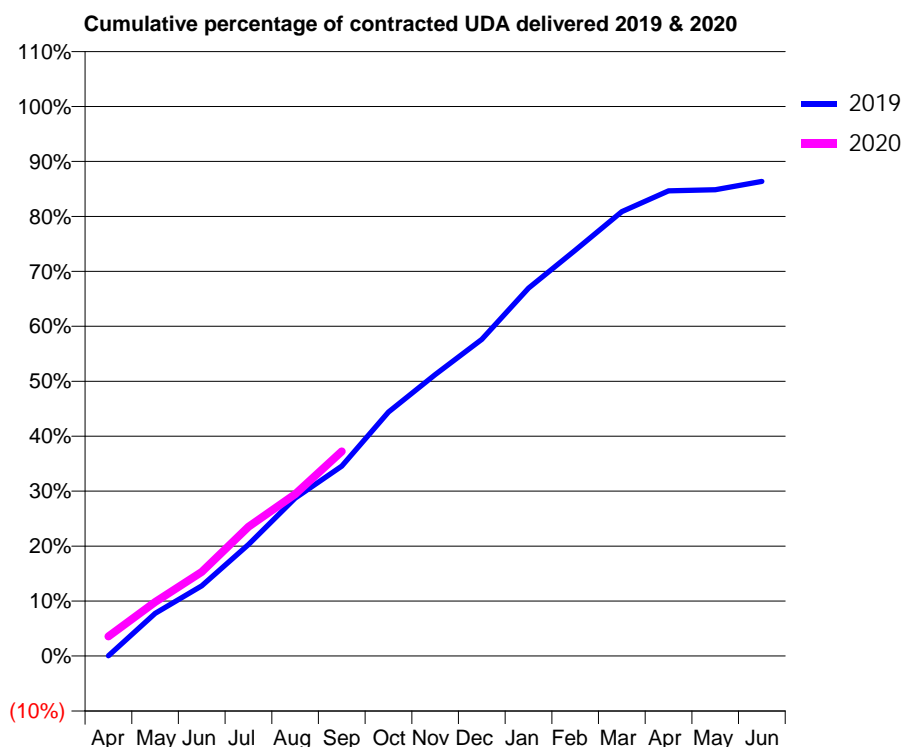
19/20 Contracted general activity (UDA)	19,605
Carry forward general activity (UDA)	0
19/20 Contracted orthodontic activity (UOA)	0
Carry forward orthodontic activity (UOA)	0
Baseline contract value	£448,359.18

### ACCESS\*

Patients seen in 24 months	Total	Change since previous quarter
Quarter ending September 2018	8,442	
Quarter ending December 2018	8,529	→
Quarter ending March 2019	8,362	↓
Quarter ending June 2019	8,334	→
Quarter ending September 2019	8,254	→
<b>Variance since September 2018</b>	<b>(2.2%)</b>	<b>↓</b>



### ACTIVITY



Month	Adjusted Scheduled Activity (UDA)	
	2019	2020
April	11	704
May	1,521	1,931
June	2,505	3,000
July	3,979	4,612
August	5,635	5,780
September	6,779	7,299
October	8,706	
November	10,040	
December	11,295	
January	13,123	
February	14,477	
March	15,854	
April	16,590	
May	16,634	
June	16,929	

### QUALITY

	Quantity	Base Number	Contract	AT	Region	England
% of FP17s for the same patient ID Re-attending within 3 months - Children	64	910	7.0%	9.3%	12.1%	11.5%
% of FP17s for the same patient ID Re-attending within 3 months - Adults	539	3,147	17.1%	13.4%	15.6%	15.4%
% of FP17s for the same patient ID Re-attending between 3 & 9 months - Children	284	910	31.2%	62.4%	61.2%	59.7%
% of FP17s for the same patient ID Re-attending between 3 & 9 months - Adults	933	3,147	29.6%	55.9%	54.3%	51.7%
% of FP17s for Band 1 Urgent Courses	1,315	3,629	36.2%	7.9%	9.1%	9.2%
% of FP17s Relating to Free Repair or Replacements	25	3,629	0.7%	1.2%	0.9%	0.7%
% of FP17s Relating to Continuations	13	3,629	0.4%	1.0%	1.0%	0.8%
% of Patients satisfied with the dentistry they have received	6	6	N/A	95.6%	94.4%	93.5%
% of Patients satisfied with the time they had to wait for an appointment	6	6	N/A	87.9%	88.1%	87.4%

\* This is based on patients treated on this contract for their most recent course of treatment. Figures in italics indicate the base number of FP17s or Patient Questionnaire responses are less than 100. N/A is shown where the base number of responses is less than 10 during the period. % is calculated as Quantity/Base number\*100

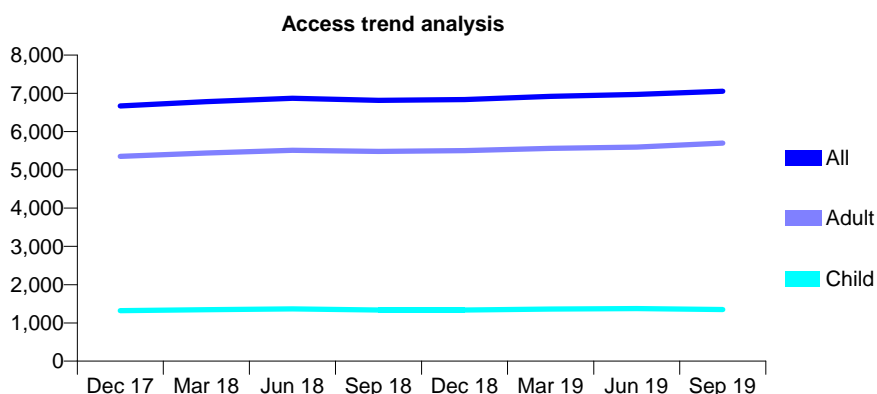
## Q51 - Vital Signs At a Glance Contract Report for 813192/0001 - September 2019

Name or company name	MR WM AZAM
Contract type name	GDS Contract
Purpose of contract	General
Contract start date	01/04/2006
Contract end date	

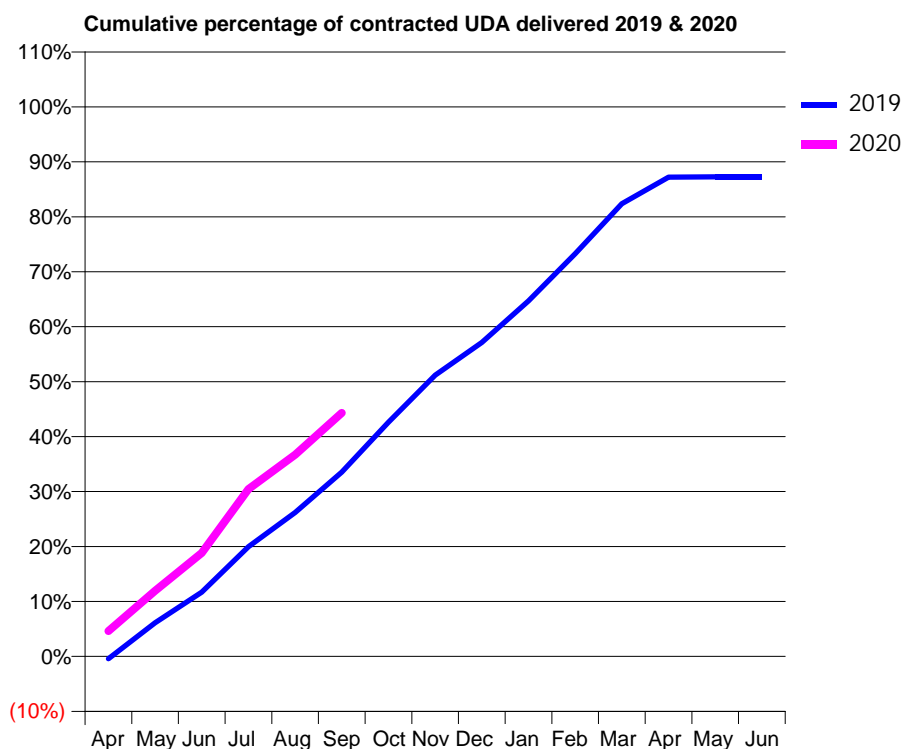
19/20 Contracted general activity (UDA)	20,808
Carry forward general activity (UDA)	0
19/20 Contracted orthodontic activity (UOA)	0
Carry forward orthodontic activity (UOA)	0
Baseline contract value	£696,127.19

### ACCESS\*

Patients seen in 24 months	Total	Change since previous quarter
Quarter ending September 2018	6,817	
Quarter ending December 2018	6,839	→
Quarter ending March 2019	6,921	→
Quarter ending June 2019	6,970	→
Quarter ending September 2019	7,054	→
<b>Variance since September 2018</b>	<b>3.5%</b>	<b>↑</b>



### ACTIVITY



Month	2019	2020
April	-92	960
May	1,273	2,488
June	2,436	3,916
July	4,154	6,334
August	5,451	7,638
September	6,974	9,220
October	8,868	
November	10,650	
December	11,883	
January	13,457	
February	15,251	
March	17,141	
April	18,146	
May	18,162	
June	18,162	

### QUALITY

	Quantity	Base Number	Contract	AT	Region	England
% of FP17s for the same patient ID Re-attending within 3 months - Children	53	1,011	5.2%	9.3%	12.1%	11.5%
% of FP17s for the same patient ID Re-attending within 3 months - Adults	528	4,099	12.9%	13.4%	15.6%	15.4%
% of FP17s for the same patient ID Re-attending between 3 & 9 months - Children	632	1,011	62.5%	62.4%	61.2%	59.7%
% of FP17s for the same patient ID Re-attending between 3 & 9 months - Adults	2,345	4,099	57.2%	55.9%	54.3%	51.7%
% of FP17s for Band 1 Urgent Courses	434	4,690	9.3%	7.9%	9.1%	9.2%
% of FP17s Relating to Free Repair or Replacements	62	4,690	1.3%	1.2%	0.9%	0.7%
% of FP17s Relating to Continuations	65	4,690	1.4%	1.0%	1.0%	0.8%
% of Patients satisfied with the dentistry they have received	2	2	N/A	95.6%	94.4%	93.5%
% of Patients satisfied with the time they had to wait for an appointment	2	2	N/A	87.9%	88.1%	87.4%

\* This is based on patients treated on this contract for their most recent course of treatment. Figures in italics indicate the base number of FP17s or Patient Questionnaire responses are less than 100. N/A is shown where the base number of responses is less than 10 during the period. % is calculated as Quantity/Base number\*100

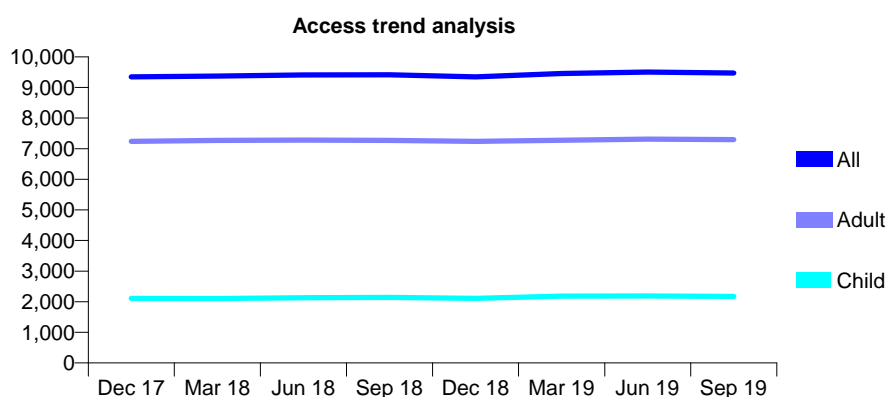
## Q51 - Vital Signs At a Glance Contract Report for 813737/0001 - September 2019

Name or company name	MR KO DAVIES
Contract type name	GDS Contract
Purpose of contract	General
Contract start date	05/05/2006
Contract end date	

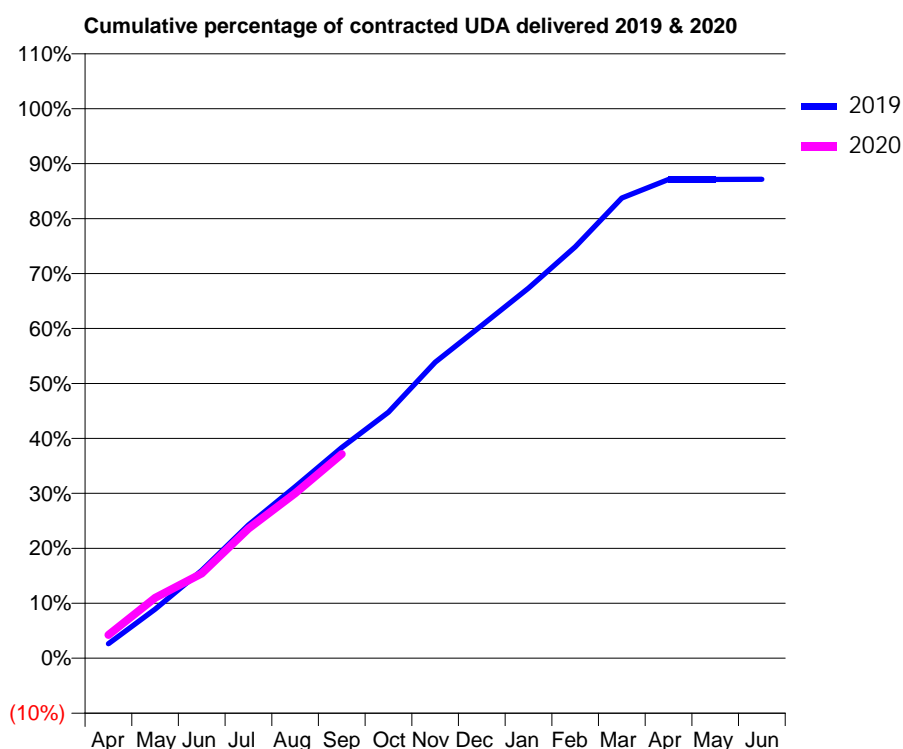
19/20 Contracted general activity (UDA)	29,000
Carry forward general activity (UDA)	0
19/20 Contracted orthodontic activity (UOA)	0
Carry forward orthodontic activity (UOA)	0
Baseline contract value	£830,499.75

### ACCESS\*

Patients seen in 24 months	Total	Change since previous quarter
Quarter ending September 2018	9,412	
Quarter ending December 2018	9,348	→
Quarter ending March 2019	9,458	→
Quarter ending June 2019	9,503	→
Quarter ending September 2019	9,470	→
<b>Variance since September 2018</b>	<b>0.6%</b>	<b>→</b>



### ACTIVITY



Month	2019	2020
April	767	1,230
May	2,585	3,192
June	4,632	4,476
July	7,032	6,837
August	9,046	8,705
September	11,114	10,774
October	12,989	
November	15,622	
December	17,560	
January	19,535	
February	21,710	
March	24,285	
April	25,260	
May	25,267	
June	25,274	

### QUALITY

	Quantity	Base Number	Contract	AT	Region	England
% of FP17s for the same patient ID Re-attending within 3 months - Children	157	1,587	9.9%	9.3%	12.1%	11.5%
% of FP17s for the same patient ID Re-attending within 3 months - Adults	812	5,199	15.6%	13.4%	15.6%	15.4%
% of FP17s for the same patient ID Re-attending between 3 & 9 months - Children	928	1,587	58.5%	62.4%	61.2%	59.7%
% of FP17s for the same patient ID Re-attending between 3 & 9 months - Adults	2,949	5,199	56.7%	55.9%	54.3%	51.7%
% of FP17s for Band 1 Urgent Courses	433	5,740	7.5%	7.9%	9.1%	9.2%
% of FP17s Relating to Free Repair or Replacements	175	5,740	3.0%	1.2%	0.9%	0.7%
% of FP17s Relating to Continuations	71	5,740	1.2%	1.0%	1.0%	0.8%
% of Patients satisfied with the dentistry they have received	6	6	N/A	95.6%	94.4%	93.5%
% of Patients satisfied with the time they had to wait for an appointment	5	6	N/A	87.9%	88.1%	87.4%

\* This is based on patients treated on this contract for their most recent course of treatment.

Figures in italics indicate the base number of FP17s or Patient Questionnaire responses are less than 100. N/A is shown where the base number of responses is less than 10 during the period. % is calculated as Quantity/Base number\*100



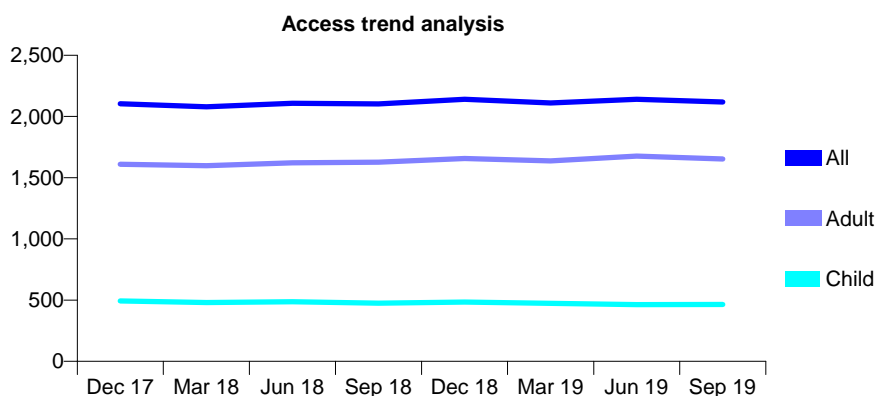
## Q51 - Vital Signs At a Glance Contract Report for 82280/0001 - September 2019

Name or company name	MR RN KYNMAN
Contract type name	GDS Contract
Purpose of contract	General
Contract start date	01/04/2006
Contract end date	

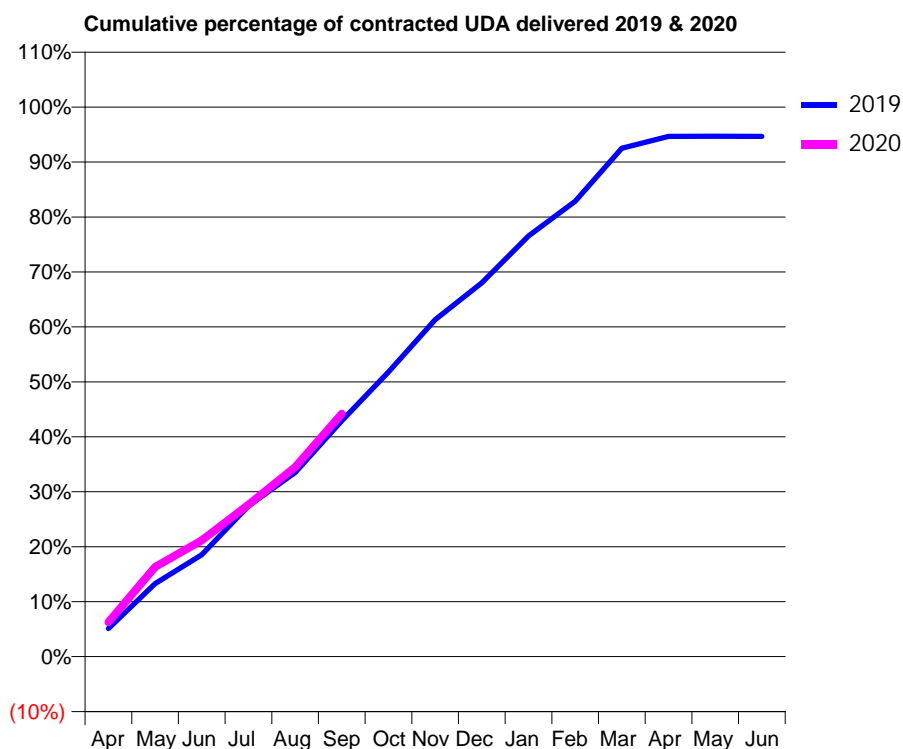
19/20 Contracted general activity (UDA)	5,711
Carry forward general activity (UDA)	0
19/20 Contracted orthodontic activity (UOA)	0
Carry forward orthodontic activity (UOA)	0
Baseline contract value	£144,576.92

### ACCESS\*

Patients seen in 24 months	Total	Change since previous quarter
Quarter ending September 2018	2,103	
Quarter ending December 2018	2,140	→
Quarter ending March 2019	2,111	↓
Quarter ending June 2019	2,141	→
Quarter ending September 2019	2,118	↓
<b>Variance since September 2018</b>	<b>0.7%</b>	<b>→</b>



### ACTIVITY



Month	Adjusted Scheduled Activity (UDA)	
	2019	2020
April	292	358
May	759	933
June	1,060	1,209
July	1,566	1,579
August	1,913	1,970
September	2,452	2,524
October	2,958	
November	3,502	
December	3,884	
January	4,372	
February	4,732	
March	5,283	
April	5,406	
May	5,407	
June	5,406	

### QUALITY

	Quantity	Base Number	Contract	AT	Region	England
% of FP17s for the same patient ID Re-attending within 3 months - Children	8	383	2.1%	9.3%	12.1%	11.5%
% of FP17s for the same patient ID Re-attending within 3 months - Adults	125	1,206	10.4%	13.4%	15.6%	15.4%
% of FP17s for the same patient ID Re-attending between 3 & 9 months - Children	290	383	75.7%	62.4%	61.2%	59.7%
% of FP17s for the same patient ID Re-attending between 3 & 9 months - Adults	656	1,206	54.4%	55.9%	54.3%	51.7%
% of FP17s for Band 1 Urgent Courses	79	1,505	5.2%	7.9%	9.1%	9.2%
% of FP17s Relating to Free Repair or Replacements	14	1,505	0.9%	1.2%	0.9%	0.7%
% of FP17s Relating to Continuations	12	1,505	0.8%	1.0%	1.0%	0.8%
% of Patients satisfied with the dentistry they have received	2	2	N/A	95.6%	94.4%	93.5%
% of Patients satisfied with the time they had to wait for an appointment	2	2	N/A	87.9%	88.1%	87.4%

\* This is based on patients treated on this contract for their most recent course of treatment. Figures in italics indicate the base number of FP17s or Patient Questionnaire responses are less than 100. N/A is shown where the base number of responses is less than 10 during the period. % is calculated as Quantity/Base number\*100

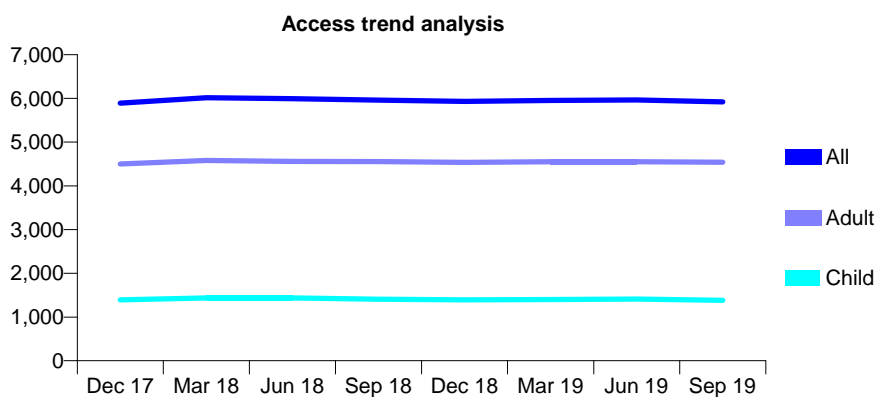
## Q51 - Vital Signs At a Glance Contract Report for 82280/0002 - September 2019

Name or company name	MR RN KYNMAN
Contract type name	GDS Contract
Purpose of contract	General
Contract start date	01/04/2006
Contract end date	

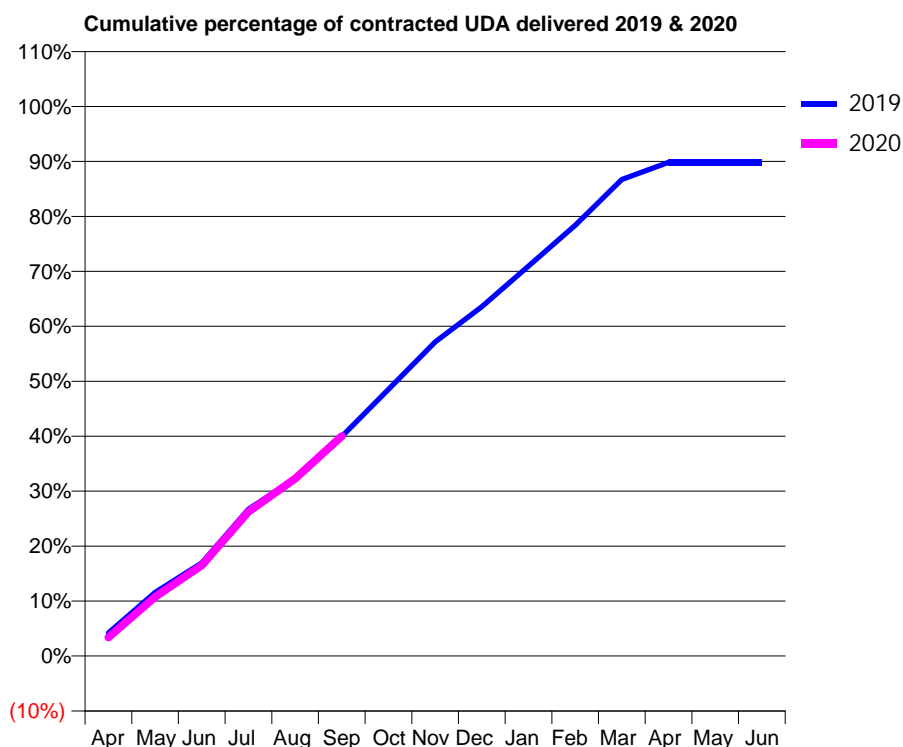
19/20 Contracted general activity (UDA)	17,470
Carry forward general activity (UDA)	0
19/20 Contracted orthodontic activity (UOA)	0
Carry forward orthodontic activity (UOA)	0
Baseline contract value	£414,187.34

### ACCESS\*

Patients seen in 24 months	Total	Change since previous quarter
Quarter ending September 2018	5,962	
Quarter ending December 2018	5,930	→
Quarter ending March 2019	5,953	→
Quarter ending June 2019	5,963	→
Quarter ending September 2019	5,921	→
<b>Variance since September 2018</b>	<b>(0.7%)</b>	<b>→</b>



### ACTIVITY



Month	Adjusted Scheduled Activity (UDA)	
	2019	2020
April	780	595
May	2,139	1,882
June	3,128	2,879
July	4,935	4,587
August	5,963	5,642
September	7,378	6,989
October	8,963	
November	10,557	
December	11,740	
January	13,109	
February	14,477	
March	16,019	
April	16,589	
May	16,591	
June	16,591	

### QUALITY

	Quantity	Base Number	Contract	AT	Region	England
% of FP17s for the same patient ID Re-attending within 3 months - Children	61	1,117	5.5%	9.3%	12.1%	11.5%
% of FP17s for the same patient ID Re-attending within 3 months - Adults	771	3,888	19.8%	13.4%	15.6%	15.4%
% of FP17s for the same patient ID Re-attending between 3 & 9 months - Children	820	1,117	73.4%	62.4%	61.2%	59.7%
% of FP17s for the same patient ID Re-attending between 3 & 9 months - Adults	2,354	3,888	60.5%	55.9%	54.3%	51.7%
% of FP17s for Band 1 Urgent Courses	644	4,657	13.8%	7.9%	9.1%	9.2%
% of FP17s Relating to Free Repair or Replacements	46	4,657	1.0%	1.2%	0.9%	0.7%
% of FP17s Relating to Continuations	26	4,657	0.6%	1.0%	1.0%	0.8%
% of Patients satisfied with the dentistry they have received	1	1	N/A	95.6%	94.4%	93.5%
% of Patients satisfied with the time they had to wait for an appointment	1	1	N/A	87.9%	88.1%	87.4%

\* This is based on patients treated on this contract for their most recent course of treatment. Figures in italics indicate the base number of FP17s or Patient Questionnaire responses are less than 100. N/A is shown where the base number of responses is less than 10 during the period. % is calculated as Quantity/Base number\*100

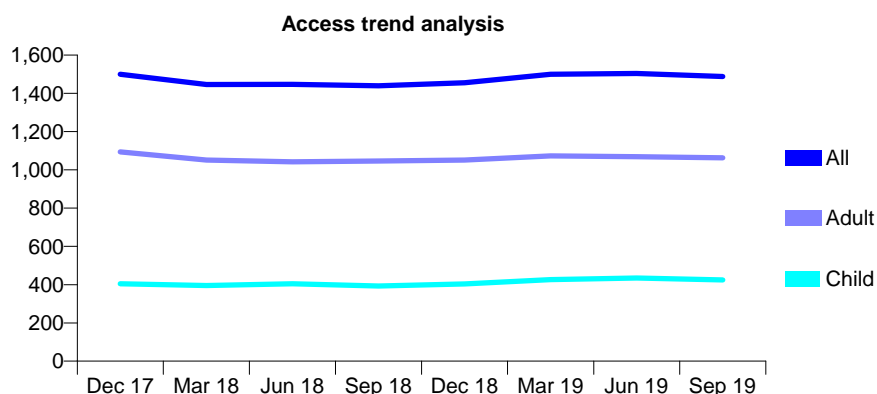
## Q51 - Vital Signs At a Glance Contract Report for 835498/0001 - September 2019

Name or company name	MR JA WARDY
Contract type name	GDS Contract
Purpose of contract	General
Contract start date	01/04/2006
Contract end date	

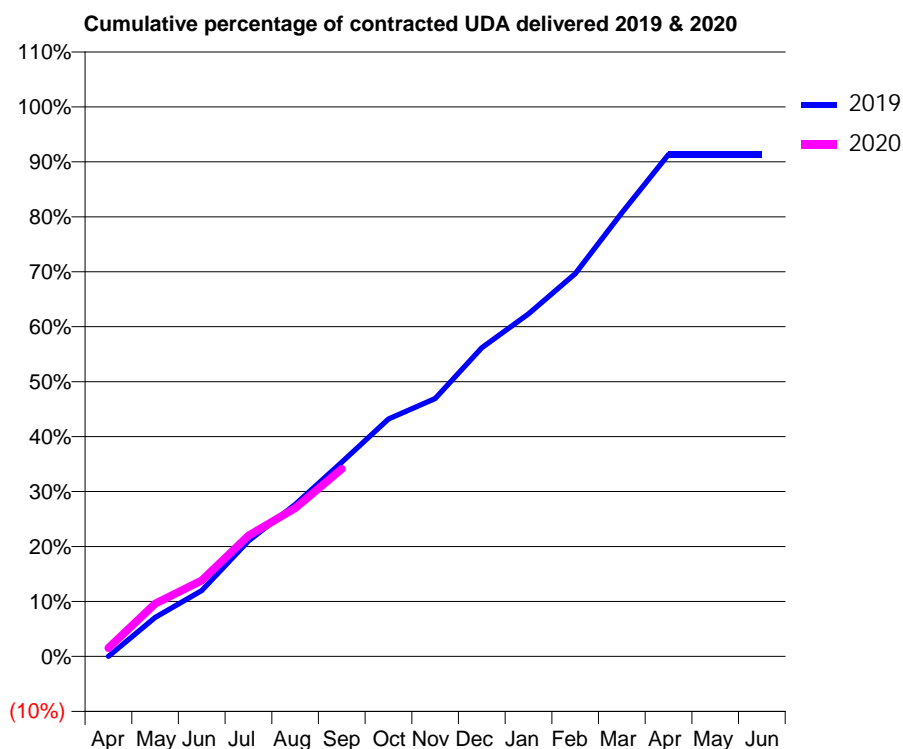
19/20 Contracted general activity (UDA)	6,500
Carry forward general activity (UDA)	0
19/20 Contracted orthodontic activity (UOA)	0
Carry forward orthodontic activity (UOA)	0
Baseline contract value	£182,823.46

### ACCESS\*

Patients seen in 24 months	Total	Change since previous quarter
Quarter ending September 2018	1,439	
Quarter ending December 2018	1,455	→
Quarter ending March 2019	1,499	↑
Quarter ending June 2019	1,504	→
Quarter ending September 2019	1,488	↓
<b>Variance since September 2018</b>	<b>3.4%</b>	<b>↑</b>



### ACTIVITY



Month	2019	2020
April	0	100
May	461	624
June	779	898
July	1,366	1,429
August	1,798	1,753
September	2,298	2,218
October	2,809	
November	3,050	
December	3,651	
January	4,051	
February	4,526	
March	5,245	
April	5,936	
May	5,936	
June	5,936	

### QUALITY

	Quantity	Base Number	Contract	AT	Region	England
% of FP17s for the same patient ID Re-attending within 3 months - Children	135	481	28.1%	9.3%	12.1%	11.5%
% of FP17s for the same patient ID Re-attending within 3 months - Adults	157	840	18.7%	13.4%	15.6%	15.4%
% of FP17s for the same patient ID Re-attending between 3 & 9 months - Children	248	481	51.6%	62.4%	61.2%	59.7%
% of FP17s for the same patient ID Re-attending between 3 & 9 months - Adults	416	840	49.5%	55.9%	54.3%	51.7%
% of FP17s for Band 1 Urgent Courses	120	1,048	11.5%	7.9%	9.1%	9.2%
% of FP17s Relating to Free Repair or Replacements	13	1,048	1.2%	1.2%	0.9%	0.7%
% of FP17s Relating to Continuations	43	1,048	4.1%	1.0%	1.0%	0.8%
% of Patients satisfied with the dentistry they have received	0	0	N/A	95.6%	94.4%	93.5%
% of Patients satisfied with the time they had to wait for an appointment	0	0	N/A	87.9%	88.1%	87.4%

\* This is based on patients treated on this contract for their most recent course of treatment. Figures in italics indicate the base number of FP17s or Patient Questionnaire responses are less than 100. N/A is shown where the base number of responses is less than 10 during the period. % is calculated as Quantity/Base number\*100

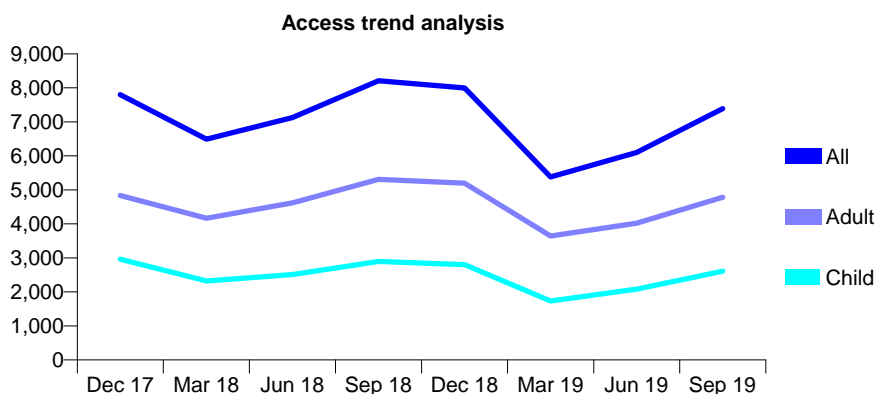
## Q51 - Vital Signs At a Glance Contract Report for 848131/0001 - September 2019

Name or company name	V. Orliaklis Limited
Contract type name	GDS Contract
Purpose of contract	General
Contract start date	01/04/2006
Contract end date	

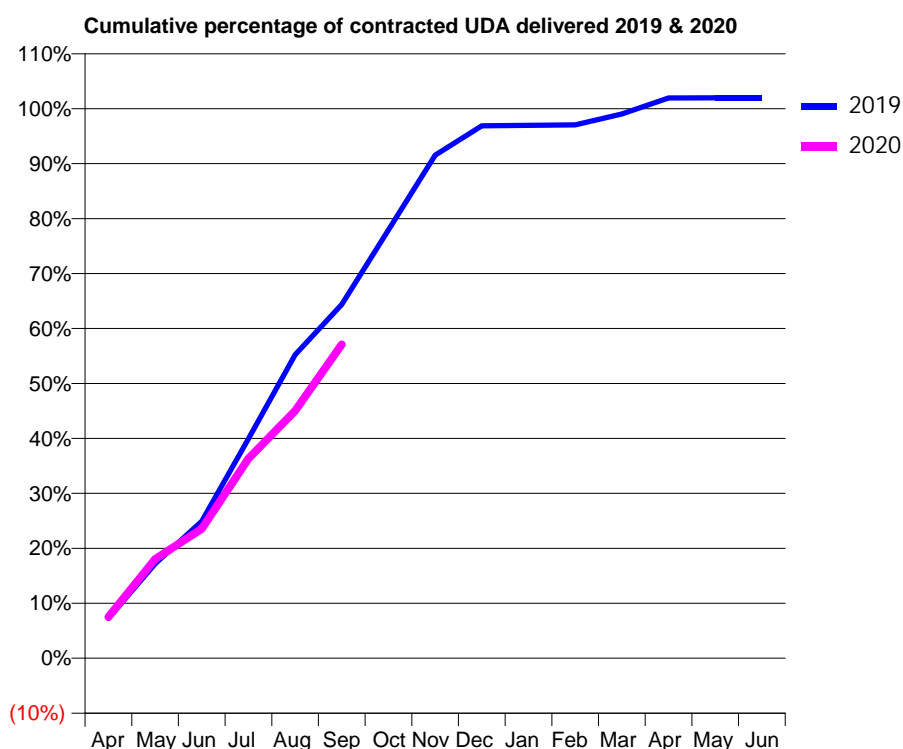
19/20 Contracted general activity (UDA)	19,582
Carry forward general activity (UDA)	-389
19/20 Contracted orthodontic activity (UOA)	0
Carry forward orthodontic activity (UOA)	0
Baseline contract value	£607,904.37

### ACCESS\*

Patients seen in 24 months	Total	Change since previous quarter
Quarter ending September 2018	8,208	
Quarter ending December 2018	7,999	↓
Quarter ending March 2019	5,381	↓
Quarter ending June 2019	6,101	↑
Quarter ending September 2019	7,389	↑
<b>Variance since September 2018</b>	<b>(10.0%)</b>	<b>↓</b>



### ACTIVITY



Month	2019	2020
April	1,417	1,473
May	3,369	3,532
June	4,880	4,612
July	7,819	7,114
August	10,820	8,820
September	12,604	11,180
October	15,262	
November	17,926	
December	18,971	
January	18,987	
February	19,004	
March	19,390	
April	19,960	
May	19,966	
June	19,966	

### QUALITY

	Quantity	Base Number	Contract	AT	Region	England
% of FP17s for the same patient ID Re-attending within 3 months - Children	125	2,407	5.2%	9.3%	12.1%	11.5%
% of FP17s for the same patient ID Re-attending within 3 months - Adults	306	3,765	8.1%	13.4%	15.6%	15.4%
% of FP17s for the same patient ID Re-attending between 3 & 9 months - Children	874	2,407	36.3%	62.4%	61.2%	59.7%
% of FP17s for the same patient ID Re-attending between 3 & 9 months - Adults	1,310	3,765	34.8%	55.9%	54.3%	51.7%
% of FP17s for Band 1 Urgent Courses	281	5,406	5.2%	7.9%	9.1%	9.2%
% of FP17s Relating to Free Repair or Replacements	14	5,406	0.3%	1.2%	0.9%	0.7%
% of FP17s Relating to Continuations	8	5,406	0.1%	1.0%	1.0%	0.8%
% of Patients satisfied with the dentistry they have received	1	1	N/A	95.6%	94.4%	93.5%
% of Patients satisfied with the time they had to wait for an appointment	1	1	N/A	87.9%	88.1%	87.4%

\* This is based on patients treated on this contract for their most recent course of treatment. Figures in italics indicate the base number of FP17s or Patient Questionnaire responses are less than 100. N/A is shown where the base number of responses is less than 10 during the period. % is calculated as Quantity/Base number\*100

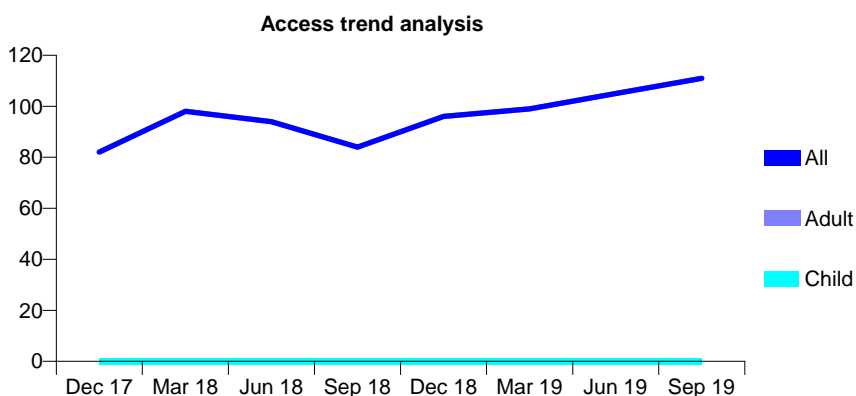
## Q51 - Vital Signs At a Glance Contract Report for 848131/0002 - September 2019

Name or company name	V. Orliaklis Limited
Contract type name	GDS Contract
Purpose of contract	General
Contract start date	01/04/2008
Contract end date	

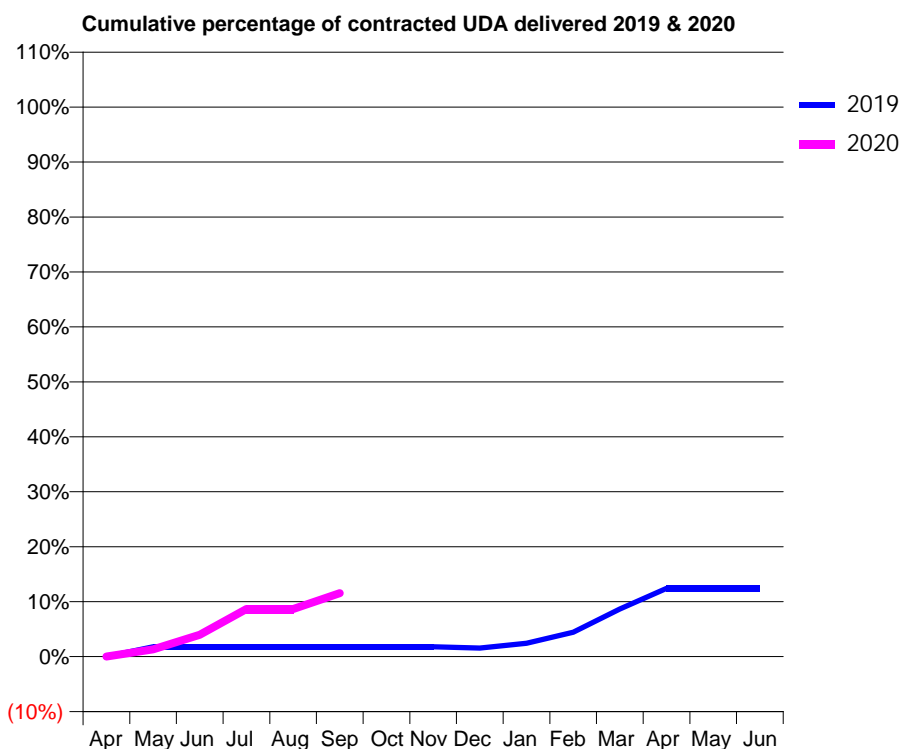
19/20 Contracted general activity (UDA)	450
Carry forward general activity (UDA)	0
19/20 Contracted orthodontic activity (UOA)	0
Carry forward orthodontic activity (UOA)	0
Baseline contract value	£28,033.50

### ACCESS\*

Patients seen in 24 months	Total	Change since previous quarter
Quarter ending September 2018	84	
Quarter ending December 2018	96	↑
Quarter ending March 2019	99	↑
Quarter ending June 2019	105	↑
Quarter ending September 2019	111	↑
<b>Variance since September 2018</b>	<b>32.1%</b>	<b>↑</b>



### ACTIVITY



Month	Adjusted Scheduled Activity (UDA)	
	2019	2020
April	0	0
May	8	6
June	8	18
July	8	39
August	8	39
September	8	52
October	8	
November	8	
December	7	
January	11	
February	20	
March	39	
April	56	
May	56	
June	56	

### QUALITY

	Quantity	Base Number	Contract	AT	Region	England
% of FP17s for the same patient ID Re-attending within 3 months - Children	0	0	N/A	9.3%	12.1%	11.5%
% of FP17s for the same patient ID Re-attending within 3 months - Adults	2	65	3.1%	13.4%	15.6%	15.4%
% of FP17s for the same patient ID Re-attending between 3 & 9 months - Children	0	0	N/A	62.4%	61.2%	59.7%
% of FP17s for the same patient ID Re-attending between 3 & 9 months - Adults	18	65	27.7%	55.9%	54.3%	51.7%
% of FP17s for Band 1 Urgent Courses	0	48	0.0%	7.9%	9.1%	9.2%
% of FP17s Relating to Free Repair or Replacements	0	48	0.0%	1.2%	0.9%	0.7%
% of FP17s Relating to Continuations	0	48	0.0%	1.0%	1.0%	0.8%
% of Patients satisfied with the dentistry they have received	0	0	N/A	95.6%	94.4%	93.5%
% of Patients satisfied with the time they had to wait for an appointment	0	0	N/A	87.9%	88.1%	87.4%

\* This is based on patients treated on this contract for their most recent course of treatment. Figures in italics indicate the base number of FP17s or Patient Questionnaire responses are less than 100. N/A is shown where the base number of responses is less than 10 during the period. % is calculated as Quantity/Base number\*100

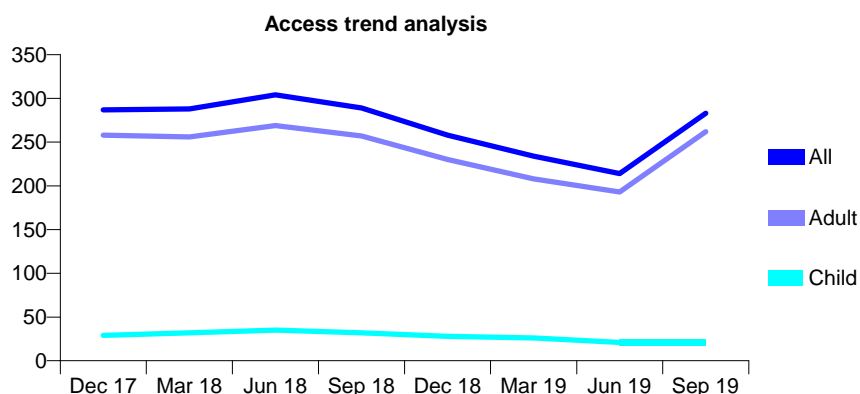
## Q51 - Vital Signs At a Glance Contract Report for 848131/0004 - September 2019

Name or company name	V Orliaklis and S Giannetopoulos
Contract type name	PDS Plus Contract
Purpose of contract	General
Contract start date	01/02/2011
Contract end date	30/09/2023

19/20 Contracted general activity (UDA)	2,000
Carry forward general activity (UDA)	0
19/20 Contracted orthodontic activity (UOA)	0
Carry forward orthodontic activity (UOA)	0
Baseline contract value	£145,055.13

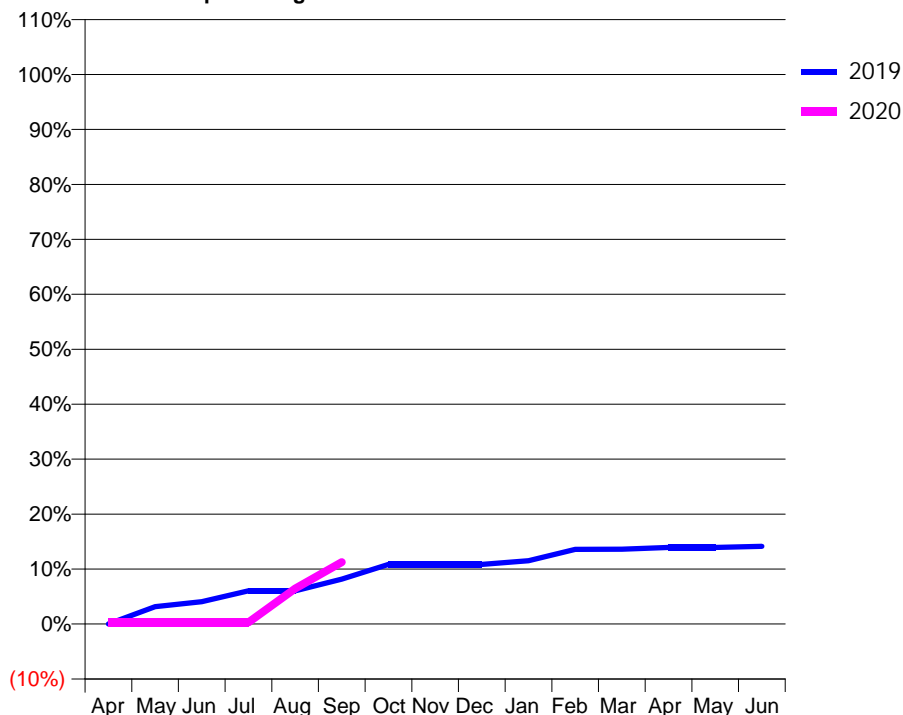
### ACCESS\*

Patients seen in 24 months	Total	Change since previous quarter
Quarter ending September 2018	289	
Quarter ending December 2018	258	↓
Quarter ending March 2019	234	↓
Quarter ending June 2019	214	↓
Quarter ending September 2019	283	↑
<b>Variance since September 2018</b>	<b>(2.1%)</b>	<b>↓</b>



### ACTIVITY

Cumulative percentage of contracted UDA delivered 2019 & 2020



Month	Adjusted Scheduled Activity (UDA)	
	2019	2020
April	0	6
May	63	6
June	81	6
July	121	6
August	121	129
September	163	225
October	217	
November	217	
December	217	
January	230	
February	271	
March	272	
April	279	
May	279	
June	283	

### QUALITY

	Quantity	Base Number	Contract	AT	Region	England
% of FP17s for the same patient ID Re-attending within 3 months - Children	1	13	7.7%	9.3%	12.1%	11.5%
% of FP17s for the same patient ID Re-attending within 3 months - Adults	1	148	0.7%	13.4%	15.6%	15.4%
% of FP17s for the same patient ID Re-attending between 3 & 9 months - Children	3	13	23.1%	62.4%	61.2%	59.7%
% of FP17s for the same patient ID Re-attending between 3 & 9 months - Adults	16	148	10.8%	55.9%	54.3%	51.7%
% of FP17s for Band 1 Urgent Courses	5	144	3.5%	7.9%	9.1%	9.2%
% of FP17s Relating to Free Repair or Replacements	0	144	0.0%	1.2%	0.9%	0.7%
% of FP17s Relating to Continuations	0	144	0.0%	1.0%	1.0%	0.8%
% of Patients satisfied with the dentistry they have received	0	0	N/A	95.6%	94.4%	93.5%
% of Patients satisfied with the time they had to wait for an appointment	0	0	N/A	87.9%	88.1%	87.4%

\* This is based on patients treated on this contract for their most recent course of treatment. Figures in italics indicate the base number of FP17s or Patient Questionnaire responses are less than 100. N/A is shown where the base number of responses is less than 10 during the period. % is calculated as Quantity/Base number\*100

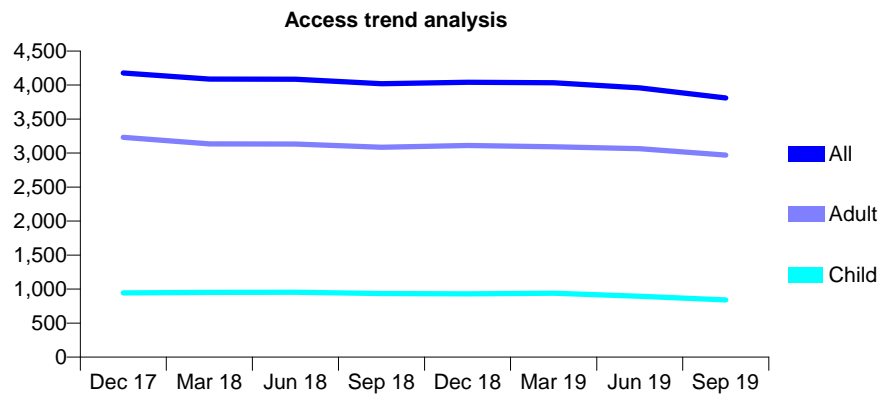
## Q51 - Vital Signs At a Glance Contract Report for 855650/0003 - September 2019

Name or company name	Croft House Dental Surgery
Contract type name	GDS Contract
Purpose of contract	General
Contract start date	01/01/2012
Contract end date	

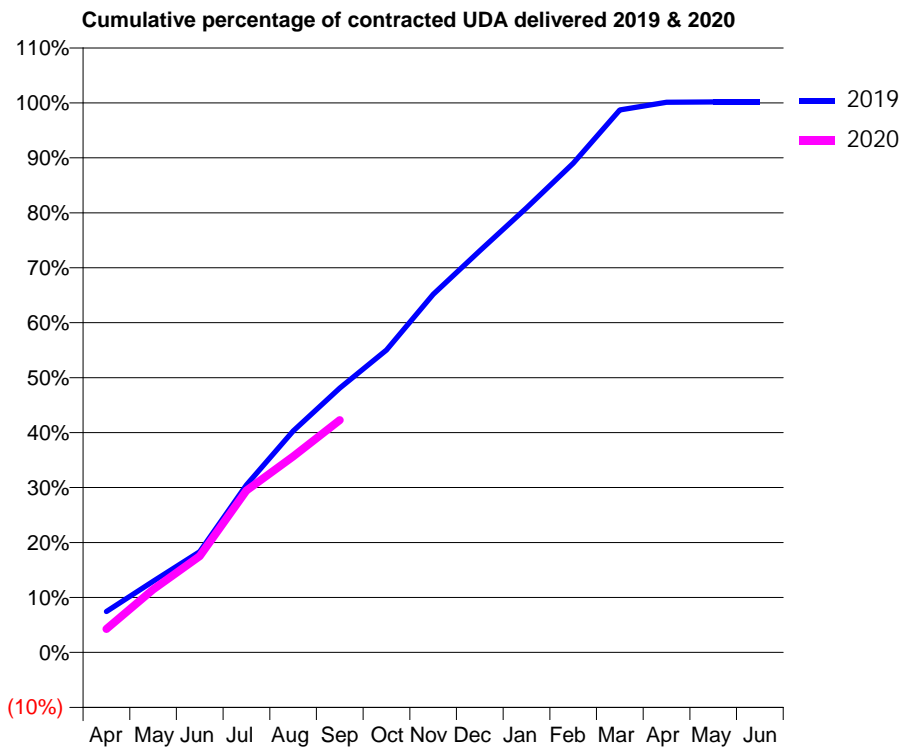
19/20 Contracted general activity (UDA)	11,500
Carry forward general activity (UDA)	-18
19/20 Contracted orthodontic activity (UOA)	0
Carry forward orthodontic activity (UOA)	0
Baseline contract value	£307,182.26

### ACCESS\*

Patients seen in 24 months	Total	Change since previous quarter
Quarter ending September 2018	4,021	
Quarter ending December 2018	4,042	→
Quarter ending March 2019	4,034	→
Quarter ending June 2019	3,959	↓
Quarter ending September 2019	3,811	↓
<b>Variance since September 2018</b>	<b>(5.2%)</b>	<b>↓</b>



### ACTIVITY



Month	Adjusted Scheduled Activity (UDA)	
	2019	2020
April	855	494
May	1,488	1,318
June	2,109	2,016
July	3,506	3,390
August	4,635	4,101
September	5,529	4,859
October	6,327	
November	7,493	
December	8,405	
January	9,304	
February	10,237	
March	11,351	
April	11,514	
May	11,518	
June	11,518	

### QUALITY

	Quantity	Base Number	Contract	AT	Region	England
% of FP17s for the same patient ID Re-attending within 3 months - Children	43	495	8.7%	9.3%	12.1%	11.5%
% of FP17s for the same patient ID Re-attending within 3 months - Adults	253	1,897	13.3%	13.4%	15.6%	15.4%
% of FP17s for the same patient ID Re-attending between 3 & 9 months - Children	320	495	64.6%	62.4%	61.2%	59.7%
% of FP17s for the same patient ID Re-attending between 3 & 9 months - Adults	1,077	1,897	56.8%	55.9%	54.3%	51.7%
% of FP17s for Band 1 Urgent Courses	175	2,300	7.6%	7.9%	9.1%	9.2%
% of FP17s Relating to Free Repair or Replacements	33	2,300	1.4%	1.2%	0.9%	0.7%
% of FP17s Relating to Continuations	13	2,300	0.6%	1.0%	1.0%	0.8%
% of Patients satisfied with the dentistry they have received	2	2	N/A	95.6%	94.4%	93.5%
% of Patients satisfied with the time they had to wait for an appointment	2	2	N/A	87.9%	88.1%	87.4%

\* This is based on patients treated on this contract for their most recent course of treatment. Figures in italics indicate the base number of FP17s or Patient Questionnaire responses are less than 100. N/A is shown where the base number of responses is less than 10 during the period. % is calculated as Quantity/Base number\*100

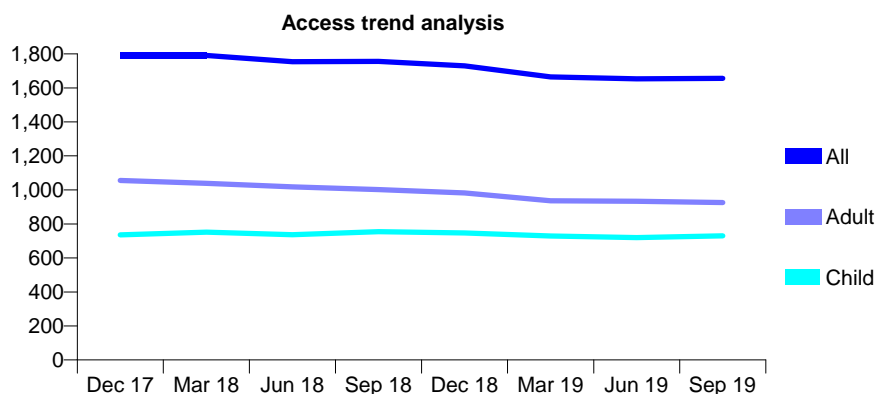
## Q51 - Vital Signs At a Glance Contract Report for 855650/0004 - September 2019

Name or company name	MISS F ARDABILI
Contract type name	GDS Contract
Purpose of contract	General
Contract start date	01/10/2014
Contract end date	

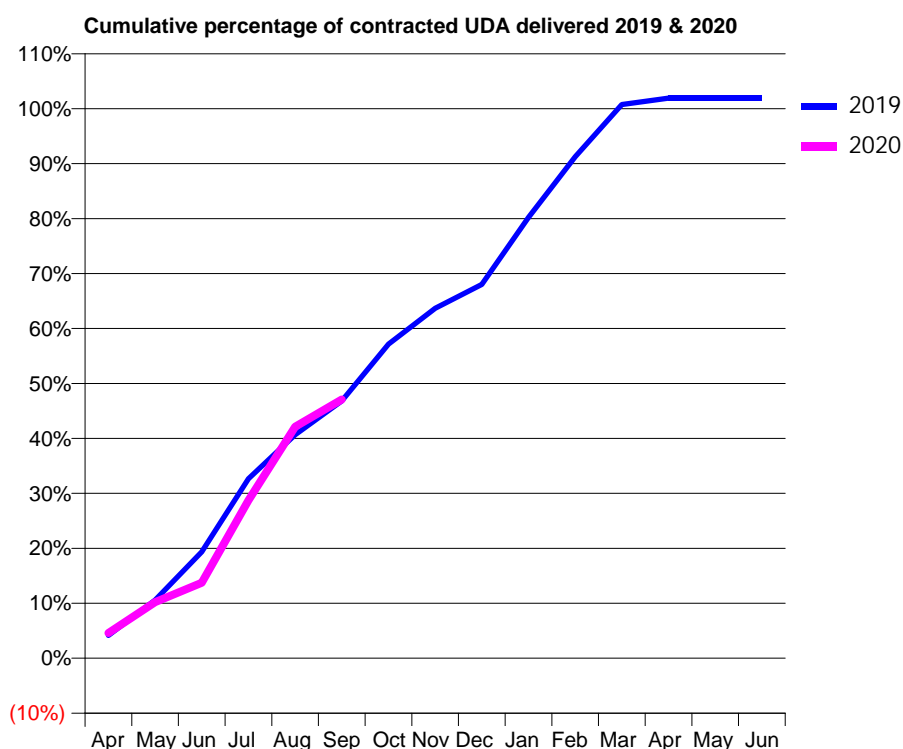
19/20 Contracted general activity (UDA)	2,042
Carry forward general activity (UDA)	-39
19/20 Contracted orthodontic activity (UOA)	0
Carry forward orthodontic activity (UOA)	0
Baseline contract value	£54,544.87

### ACCESS\*

Patients seen in 24 months	Total	Change since previous quarter
Quarter ending September 2018	1,756	
Quarter ending December 2018	1,729	↓
Quarter ending March 2019	1,665	↓
Quarter ending June 2019	1,653	→
Quarter ending September 2019	1,656	→
<b>Variance since September 2018</b>	<b>(5.7%)</b>	<b>↓</b>



### ACTIVITY



Month	2019	2020
April	85	94
May	216	208
June	395	280
July	667	587
August	831	861
September	956	961
October	1,167	
November	1,301	
December	1,389	
January	1,638	
February	1,864	
March	2,057	
April	2,081	
May	2,081	
June	2,081	

### QUALITY

	Quantity	Base Number	Contract	AT	Region	England
% of FP17s for the same patient ID Re-attending within 3 months - Children	24	496	4.8%	9.3%	12.1%	11.5%
% of FP17s for the same patient ID Re-attending within 3 months - Adults	34	523	6.5%	13.4%	15.6%	15.4%
% of FP17s for the same patient ID Re-attending between 3 & 9 months - Children	266	496	53.6%	62.4%	61.2%	59.7%
% of FP17s for the same patient ID Re-attending between 3 & 9 months - Adults	269	523	51.4%	55.9%	54.3%	51.7%
% of FP17s for Band 1 Urgent Courses	10	585	1.7%	7.9%	9.1%	9.2%
% of FP17s Relating to Free Repair or Replacements	1	585	0.2%	1.2%	0.9%	0.7%
% of FP17s Relating to Continuations	3	585	0.5%	1.0%	1.0%	0.8%
% of Patients satisfied with the dentistry they have received	1	1	N/A	95.6%	94.4%	93.5%
% of Patients satisfied with the time they had to wait for an appointment	1	1	N/A	87.9%	88.1%	87.4%

\* This is based on patients treated on this contract for their most recent course of treatment. Figures in italics indicate the base number of FP17s or Patient Questionnaire responses are less than 100. N/A is shown where the base number of responses is less than 10 during the period. % is calculated as Quantity/Base number\*100



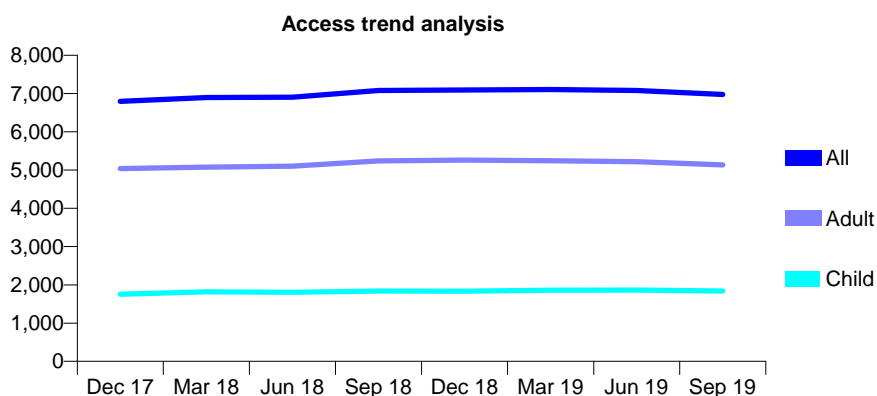
## Q51 - Vital Signs At a Glance Contract Report for 916889/0001 - September 2019

Name or company name	MR SG EMMS
Contract type name	GDS Contract
Purpose of contract	General and Orthodontic
Contract start date	01/04/2006
Contract end date	

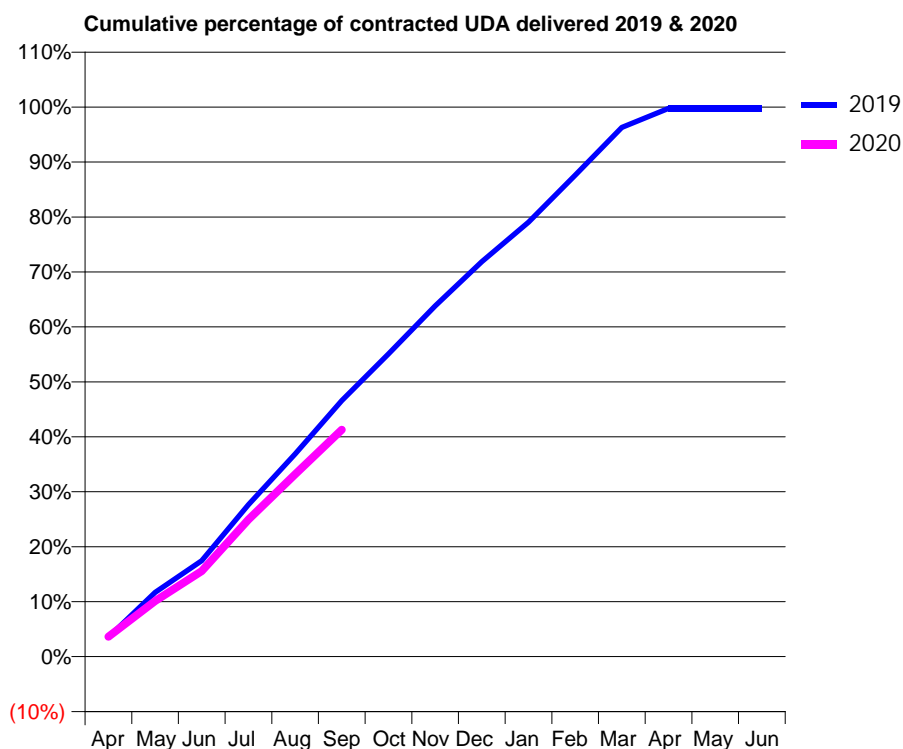
19/20 Contracted general activity (UDA)	16,671
Carry forward general activity (UDA)	43
19/20 Contracted orthodontic activity (UOA)	525
Carry forward orthodontic activity (UOA)	6
Baseline contract value	£523,536.62

### ACCESS\*

Patients seen in 24 months	Total	Change since previous quarter
Quarter ending September 2018	7,080	
Quarter ending December 2018	7,093	→
Quarter ending March 2019	7,105	→
Quarter ending June 2019	7,082	→
Quarter ending September 2019	6,973	↓
<b>Variance since September 2018</b>	<b>(1.5%)</b>	<b>↓</b>



### ACTIVITY



Month	Adjusted Scheduled Activity (UDA)	
	2019	2020
April	592	604
May	1,946	1,691
June	2,913	2,593
July	4,612	4,159
August	6,145	5,533
September	7,764	6,885
October	9,182	
November	10,636	
December	11,981	
January	13,178	
February	14,608	
March	16,055	
April	16,628	
May	16,630	
June	16,628	

### QUALITY

	Quantity	Base Number	Contract	AT	Region	England
% of FP17s for the same patient ID Re-attending within 3 months - Children	176	1,431	12.3%	9.3%	12.1%	11.5%
% of FP17s for the same patient ID Re-attending within 3 months - Adults	498	3,409	14.6%	13.4%	15.6%	15.4%
% of FP17s for the same patient ID Re-attending between 3 & 9 months - Children	828	1,431	57.9%	62.4%	61.2%	59.7%
% of FP17s for the same patient ID Re-attending between 3 & 9 months - Adults	1,809	3,409	53.1%	55.9%	54.3%	51.7%
% of FP17s for Band 1 Urgent Courses	250	3,976	6.3%	7.9%	9.1%	9.2%
% of FP17s Relating to Free Repair or Replacements	29	3,976	0.7%	1.2%	0.9%	0.7%
% of FP17s Relating to Continuations	5	3,976	0.1%	1.0%	1.0%	0.8%
% of Patients satisfied with the dentistry they have received	3	3	N/A	95.6%	94.4%	93.5%
% of Patients satisfied with the time they had to wait for an appointment	2	3	N/A	87.9%	88.1%	87.4%

\* This is based on patients treated on this contract for their most recent course of treatment. Figures in italics indicate the base number of FP17s or Patient Questionnaire responses are less than 100. N/A is shown where the base number of responses is less than 10 during the period. % is calculated as Quantity/Base number\*100

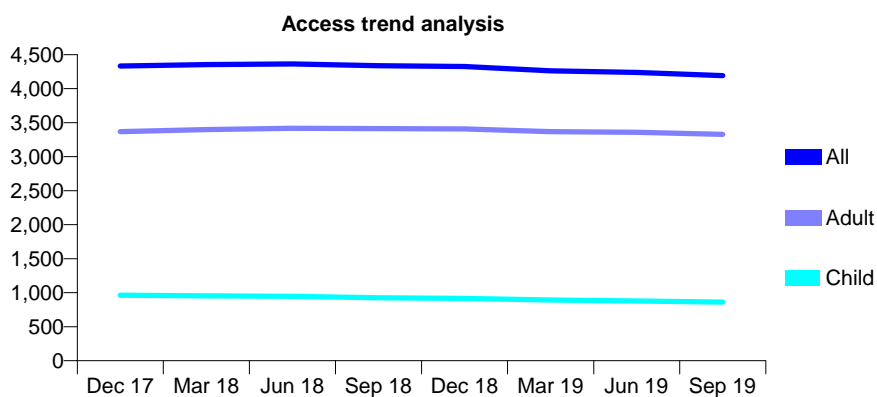
## Q51 - Vital Signs At a Glance Contract Report for 927554/0001 - September 2019

Name or company name	MR SI HODGSON
Contract type name	GDS Contract
Purpose of contract	General
Contract start date	01/06/2010
Contract end date	

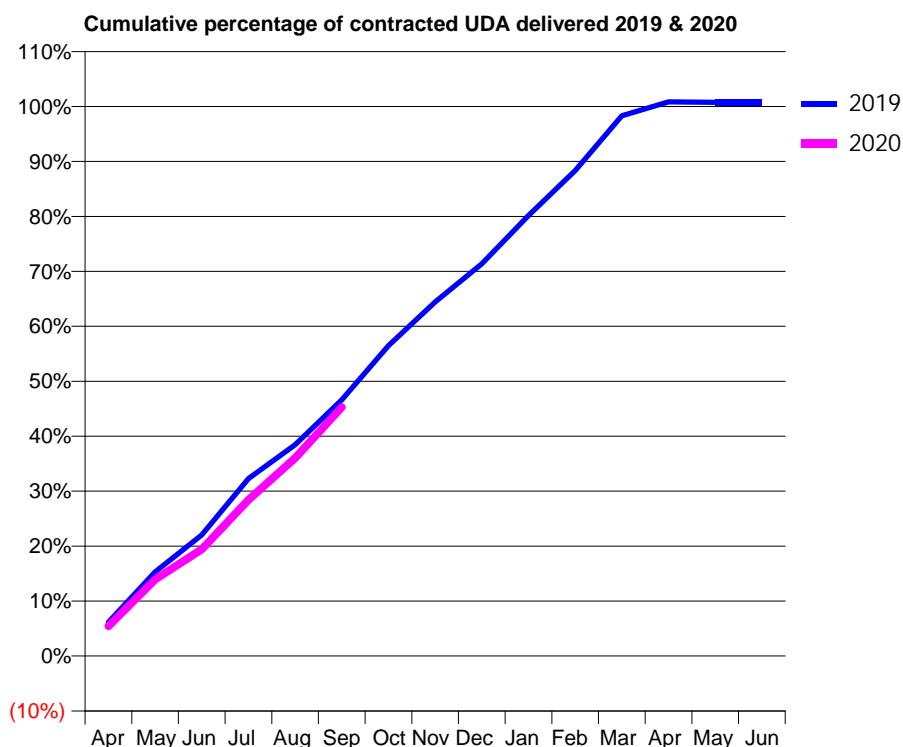
19/20 Contracted general activity (UDA)	11,298
Carry forward general activity (UDA)	-84
19/20 Contracted orthodontic activity (UOA)	0
Carry forward orthodontic activity (UOA)	0
Baseline contract value	£369,417.86

### ACCESS\*

Patients seen in 24 months	Total	Change since previous quarter
Quarter ending September 2018	4,338	
Quarter ending December 2018	4,326	→
Quarter ending March 2019	4,261	↓
Quarter ending June 2019	4,239	→
Quarter ending September 2019	4,191	↓
<b>Variance since September 2018</b>	<b>(3.4%)</b>	<b>↓</b>



### ACTIVITY



Month	Adjusted Scheduled Activity (UDA)	
	2019	2020
April	698	614
May	1,728	1,575
June	2,489	2,196
July	3,647	3,209
August	4,343	4,072
September	5,266	5,115
October	6,380	
November	7,281	
December	8,061	
January	9,058	
February	9,981	
March	11,106	
April	11,393	
May	11,383	
June	11,382	

### QUALITY

	Quantity	Base Number	Contract	AT	Region	England
% of FP17s for the same patient ID Re-attending within 3 months - Children	58	791	7.3%	9.3%	12.1%	11.5%
% of FP17s for the same patient ID Re-attending within 3 months - Adults	199	2,246	8.9%	13.4%	15.6%	15.4%
% of FP17s for the same patient ID Re-attending between 3 & 9 months - Children	627	791	79.3%	62.4%	61.2%	59.7%
% of FP17s for the same patient ID Re-attending between 3 & 9 months - Adults	1,306	2,246	58.1%	55.9%	54.3%	51.7%
% of FP17s for Band 1 Urgent Courses	248	2,886	8.6%	7.9%	9.1%	9.2%
% of FP17s Relating to Free Repair or Replacements	68	2,886	2.4%	1.2%	0.9%	0.7%
% of FP17s Relating to Continuations	5	2,886	0.2%	1.0%	1.0%	0.8%
% of Patients satisfied with the dentistry they have received	2	2	N/A	95.6%	94.4%	93.5%
% of Patients satisfied with the time they had to wait for an appointment	2	2	N/A	87.9%	88.1%	87.4%

\* This is based on patients treated on this contract for their most recent course of treatment. Figures in italics indicate the base number of FP17s or Patient Questionnaire responses are less than 100. N/A is shown where the base number of responses is less than 10 during the period. % is calculated as Quantity/Base number\*100

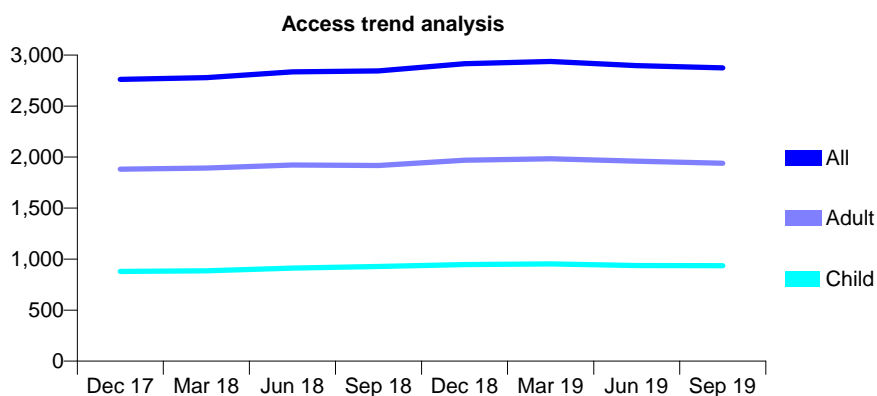
## Q51 - Vital Signs At a Glance Contract Report for 933333/0001 - September 2019

Name or company name	Totley Rise Dental Practice
Contract type name	GDS Contract
Purpose of contract	General
Contract start date	01/04/2006
Contract end date	

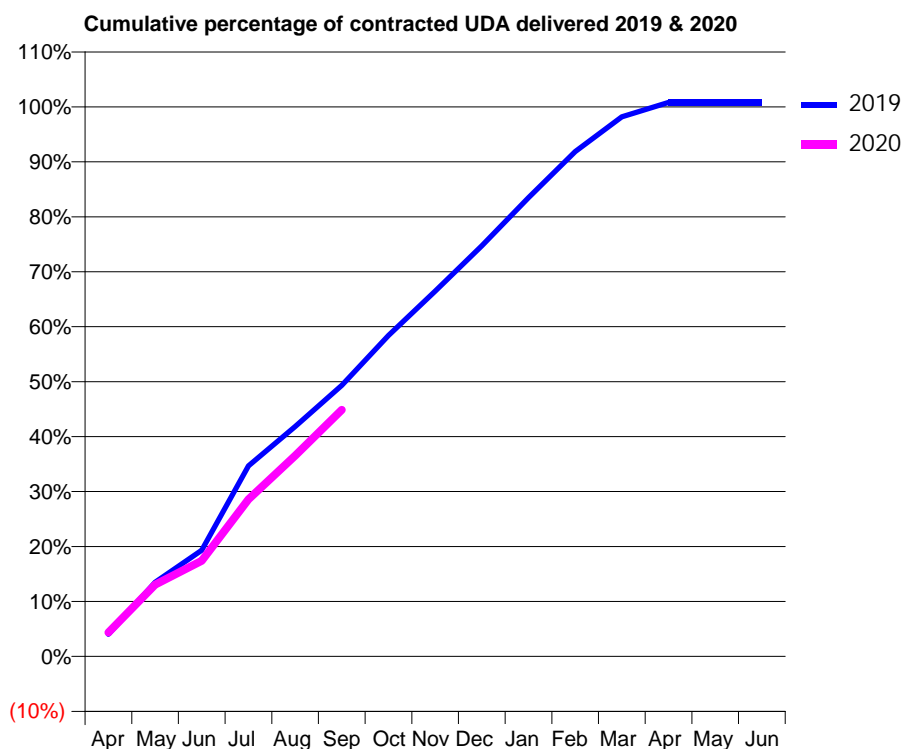
19/20 Contracted general activity (UDA)	7,226
Carry forward general activity (UDA)	-58
19/20 Contracted orthodontic activity (UOA)	0
Carry forward orthodontic activity (UOA)	0
Baseline contract value	£185,657.25

### ACCESS\*

Patients seen in 24 months	Total	Change since previous quarter
Quarter ending September 2018	2,845	
Quarter ending December 2018	2,916	↑
Quarter ending March 2019	2,936	→
Quarter ending June 2019	2,896	↓
Quarter ending September 2019	2,874	→
<b>Variance since September 2018</b>	1.0%	→



### ACTIVITY



Month	2019	2020
April	291	315
May	976	945
June	1,397	1,258
July	2,505	2,067
August	3,024	2,640
September	3,564	3,242
October	4,221	
November	4,804	
December	5,398	
January	6,032	
February	6,639	
March	7,094	
April	7,283	
May	7,284	
June	7,284	

### QUALITY

	Quantity	Base Number	Contract	AT	Region	England
% of FP17s for the same patient ID Re-attending within 3 months - Children	47	763	6.2%	9.3%	12.1%	11.5%
% of FP17s for the same patient ID Re-attending within 3 months - Adults	131	1,406	9.3%	13.4%	15.6%	15.4%
% of FP17s for the same patient ID Re-attending between 3 & 9 months - Children	528	763	69.2%	62.4%	61.2%	59.7%
% of FP17s for the same patient ID Re-attending between 3 & 9 months - Adults	895	1,406	63.7%	55.9%	54.3%	51.7%
% of FP17s for Band 1 Urgent Courses	110	2,050	5.4%	7.9%	9.1%	9.2%
% of FP17s Relating to Free Repair or Replacements	21	2,050	1.0%	1.2%	0.9%	0.7%
% of FP17s Relating to Continuations	2	2,050	0.1%	1.0%	1.0%	0.8%
% of Patients satisfied with the dentistry they have received	2	2	N/A	95.6%	94.4%	93.5%
% of Patients satisfied with the time they had to wait for an appointment	2	2	N/A	87.9%	88.1%	87.4%

\* This is based on patients treated on this contract for their most recent course of treatment. Figures in italics indicate the base number of FP17s or Patient Questionnaire responses are less than 100. N/A is shown where the base number of responses is less than 10 during the period. % is calculated as Quantity/Base number\*100

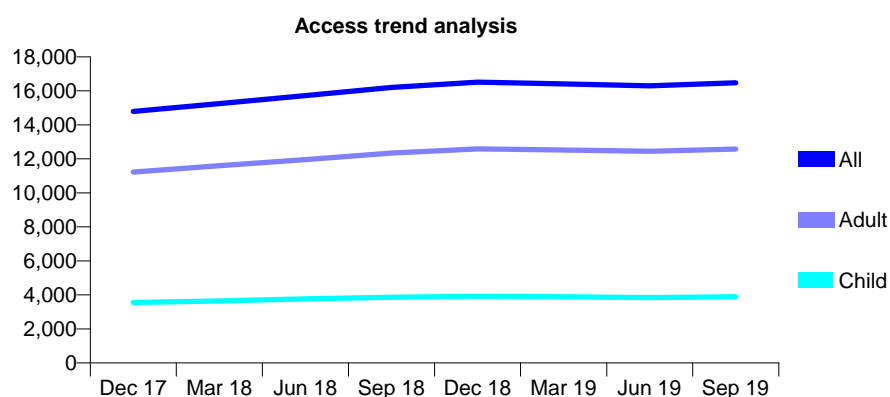
## Q51 - Vital Signs At a Glance Contract Report for 934801/0001 - September 2019

Name or company name	Hurlfield Ltd
Contract type name	GDS Contract
Purpose of contract	General
Contract start date	01/04/2006
Contract end date	

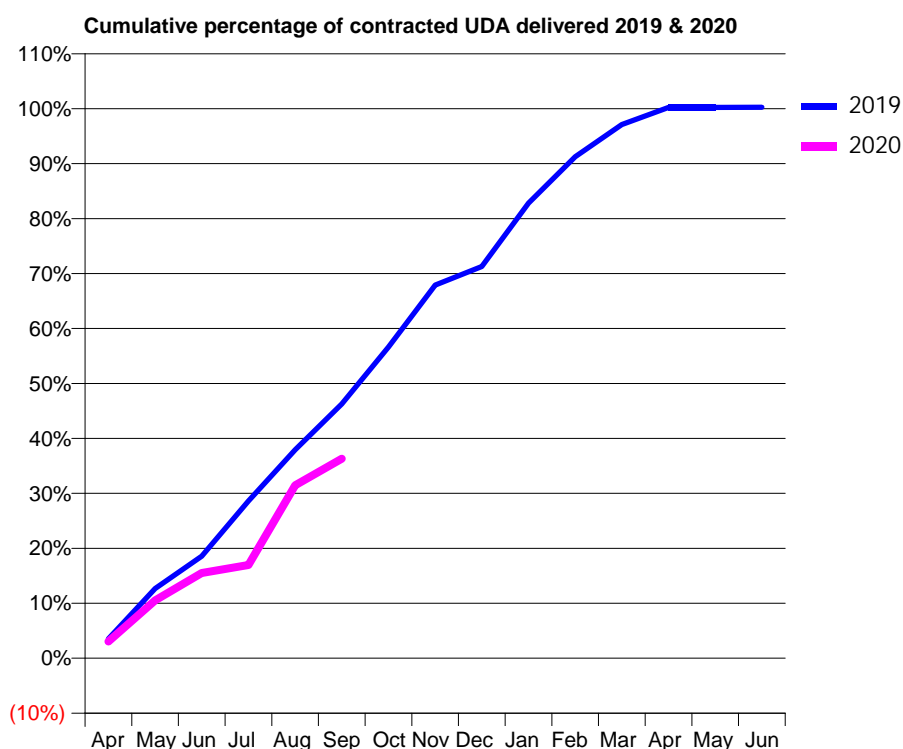
19/20 Contracted general activity (UDA)	48,909
Carry forward general activity (UDA)	-124
19/20 Contracted orthodontic activity (UOA)	0
Carry forward orthodontic activity (UOA)	0
Baseline contract value	£1,480,175.73

### ACCESS\*

Patients seen in 24 months	Total	Change since previous quarter
Quarter ending September 2018	16,203	
Quarter ending December 2018	16,515	→
Quarter ending March 2019	16,411	→
Quarter ending June 2019	16,292	→
Quarter ending September 2019	16,472	→
<b>Variance since September 2018</b>	<b>1.7%</b>	<b>→</b>



### ACTIVITY



Month	2019	2020
April	1,738	1,493
May	6,198	5,145
June	9,083	7,592
July	13,994	8,302
August	18,556	15,393
September	22,624	17,749
October	27,700	
November	33,207	
December	34,869	
January	40,507	
February	44,636	
March	47,487	
April	49,026	
May	49,024	
June	49,033	

### QUALITY

	Quantity	Base Number	Contract	AT	Region	England
% of FP17s for the same patient ID Re-attending within 3 months - Children	137	2,648	5.2%	9.3%	12.1%	11.5%
% of FP17s for the same patient ID Re-attending within 3 months - Adults	984	8,220	12.0%	13.4%	15.6%	15.4%
% of FP17s for the same patient ID Re-attending between 3 & 9 months - Children	1,697	2,648	64.1%	62.4%	61.2%	59.7%
% of FP17s for the same patient ID Re-attending between 3 & 9 months - Adults	5,110	8,220	62.2%	55.9%	54.3%	51.7%
% of FP17s for Band 1 Urgent Courses	832	9,533	8.7%	7.9%	9.1%	9.2%
% of FP17s Relating to Free Repair or Replacements	93	9,533	1.0%	1.2%	0.9%	0.7%
% of FP17s Relating to Continuations	53	9,533	0.6%	1.0%	1.0%	0.8%
% of Patients satisfied with the dentistry they have received	8	8	N/A	95.6%	94.4%	93.5%
% of Patients satisfied with the time they had to wait for an appointment	8	8	N/A	87.9%	88.1%	87.4%

\* This is based on patients treated on this contract for their most recent course of treatment.

Figures in italics indicate the base number of FP17s or Patient Questionnaire responses are less than 100. N/A is shown where the base number of responses is less than 10 during the period. % is calculated as Quantity/Base number\*100

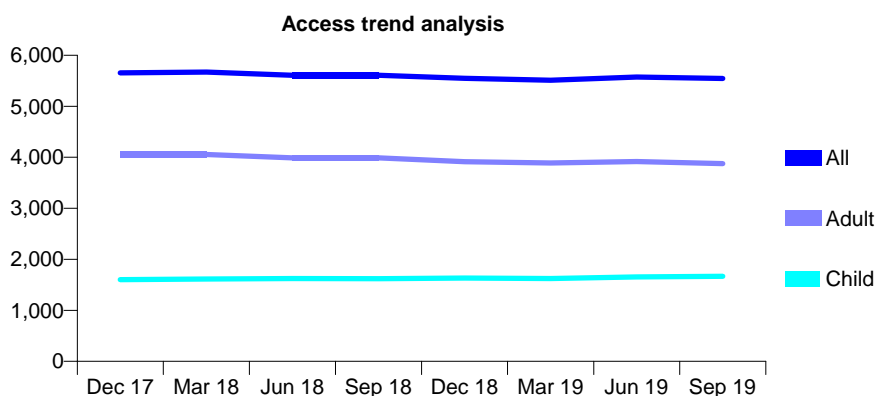
## Q51 - Vital Signs At a Glance Contract Report for 934801/0002 - September 2019

Name or company name	Hurlfield Ltd
Contract type name	GDS Contract
Purpose of contract	General
Contract start date	17/08/2009
Contract end date	

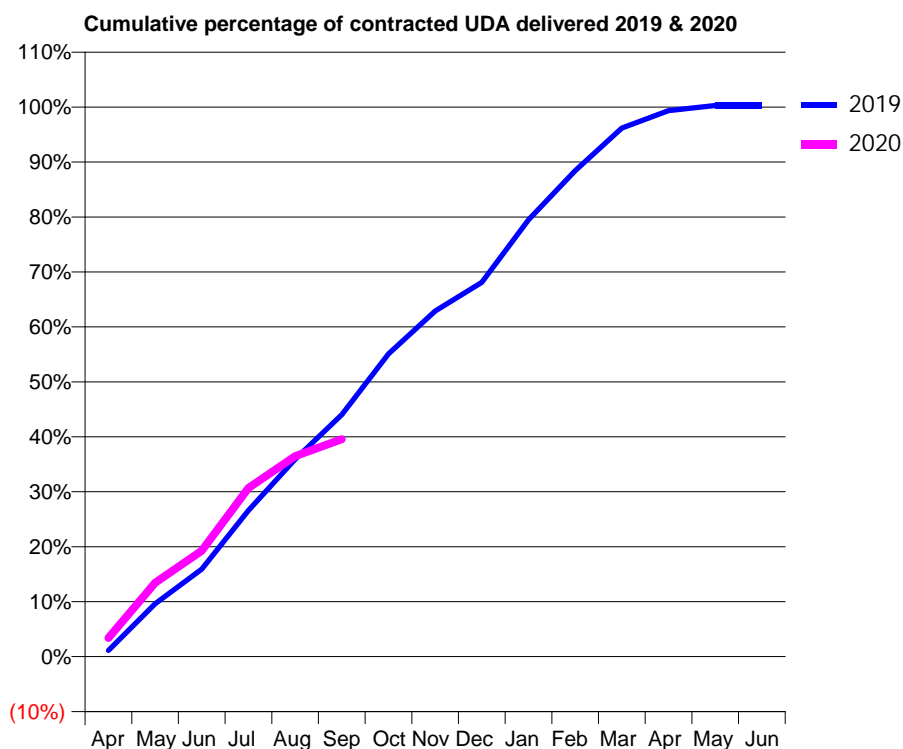
19/20 Contracted general activity (UDA)	14,000
Carry forward general activity (UDA)	-39
19/20 Contracted orthodontic activity (UOA)	0
Carry forward orthodontic activity (UOA)	0
Baseline contract value	£451,651.22

### ACCESS\*

Patients seen in 24 months	Total	Change since previous quarter
Quarter ending September 2018	5,607	
Quarter ending December 2018	5,548	↓
Quarter ending March 2019	5,511	→
Quarter ending June 2019	5,572	→
Quarter ending September 2019	5,544	→
<b>Variance since September 2018</b>	<b>(1.1%)</b>	<b>↓</b>



### ACTIVITY



Month	Adjusted Scheduled Activity (UDA)	
	2019	2020
April	157	475
May	1,349	1,879
June	2,226	2,701
July	3,724	4,298
August	5,030	5,108
September	6,160	5,538
October	7,712	
November	8,803	
December	9,535	
January	11,129	
February	12,379	
March	13,467	
April	13,908	
May	14,038	
June	14,039	

### QUALITY

	Quantity	Base Number	Contract	AT	Region	England
% of FP17s for the same patient ID Re-attending within 3 months - Children	59	1,135	5.2%	9.3%	12.1%	11.5%
% of FP17s for the same patient ID Re-attending within 3 months - Adults	312	2,462	12.7%	13.4%	15.6%	15.4%
% of FP17s for the same patient ID Re-attending between 3 & 9 months - Children	734	1,135	64.7%	62.4%	61.2%	59.7%
% of FP17s for the same patient ID Re-attending between 3 & 9 months - Adults	1,472	2,462	59.8%	55.9%	54.3%	51.7%
% of FP17s for Band 1 Urgent Courses	215	2,970	7.2%	7.9%	9.1%	9.2%
% of FP17s Relating to Free Repair or Replacements	23	2,970	0.8%	1.2%	0.9%	0.7%
% of FP17s Relating to Continuations	20	2,970	0.7%	1.0%	1.0%	0.8%
% of Patients satisfied with the dentistry they have received	2	2	N/A	95.6%	94.4%	93.5%
% of Patients satisfied with the time they had to wait for an appointment	2	2	N/A	87.9%	88.1%	87.4%

\* This is based on patients treated on this contract for their most recent course of treatment. Figures in italics indicate the base number of FP17s or Patient Questionnaire responses are less than 100. N/A is shown where the base number of responses is less than 10 during the period. % is calculated as Quantity/Base number\*100

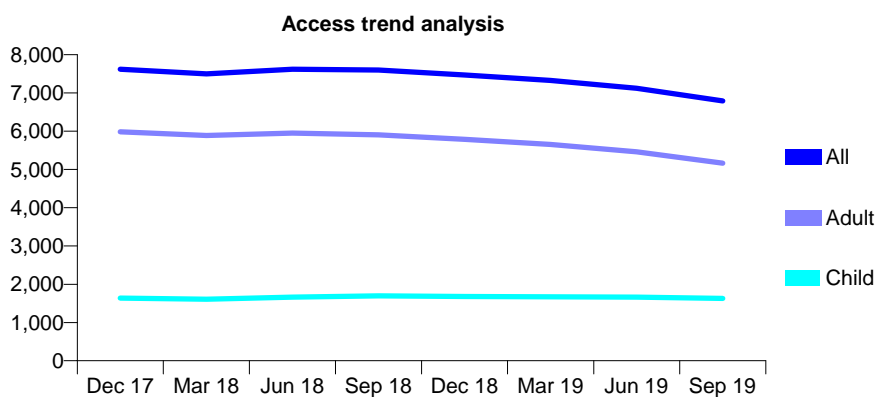
## Q51 - Vital Signs At a Glance Contract Report for 942987/0002 - September 2019

Name or company name	MR CA GODFREY
Contract type name	GDS Contract
Purpose of contract	General
Contract start date	26/12/2011
Contract end date	

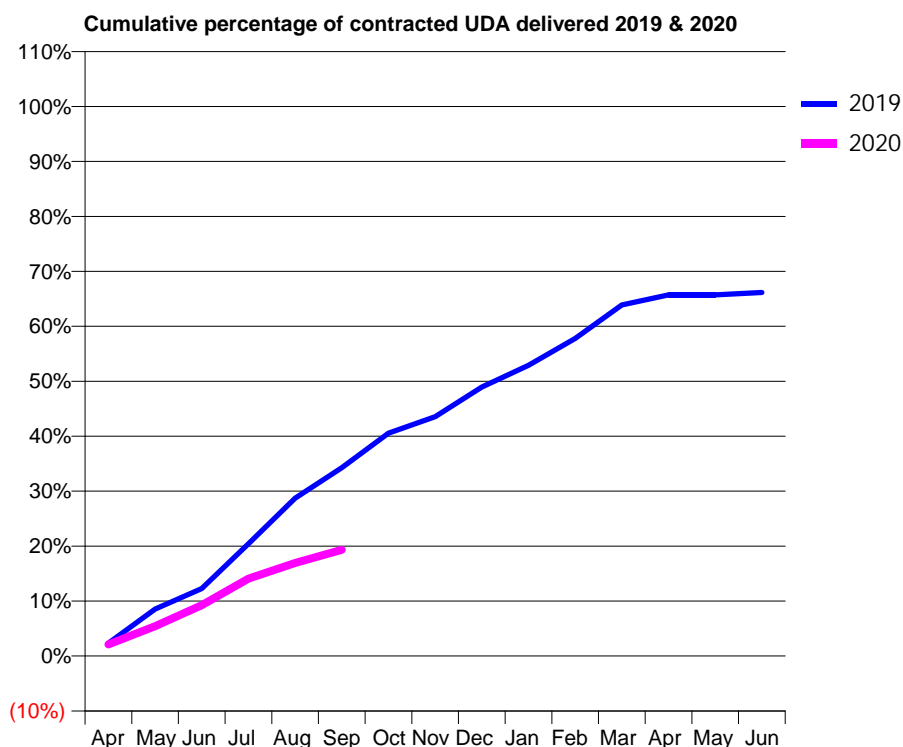
19/20 Contracted general activity (UDA)	22,459
Carry forward general activity (UDA)	0
19/20 Contracted orthodontic activity (UOA)	0
Carry forward orthodontic activity (UOA)	0
Baseline contract value	£598,139.48

### ACCESS\*

Patients seen in 24 months	Total	Change since previous quarter
Quarter ending September 2018	7,597	
Quarter ending December 2018	7,467	↓
Quarter ending March 2019	7,326	↓
Quarter ending June 2019	7,124	↓
Quarter ending September 2019	6,793	↓
<b>Variance since September 2018</b>	<b>(10.6%)</b>	<b>↓</b>



### ACTIVITY



Month	Adjusted Scheduled Activity (UDA)	
	2019	2020
April	526	479
May	1,922	1,224
June	2,759	2,077
July	4,586	3,163
August	6,454	3,809
September	7,691	4,342
October	9,109	
November	9,783	
December	10,988	
January	11,887	
February	12,978	
March	14,348	
April	14,760	
May	14,761	
June	14,855	

### QUALITY

	Quantity	Base Number	Contract	AT	Region	England
% of FP17s for the same patient ID Re-attending within 3 months - Children	60	836	7.2%	9.3%	12.1%	11.5%
% of FP17s for the same patient ID Re-attending within 3 months - Adults	388	1,934	20.1%	13.4%	15.6%	15.4%
% of FP17s for the same patient ID Re-attending between 3 & 9 months - Children	319	836	38.2%	62.4%	61.2%	59.7%
% of FP17s for the same patient ID Re-attending between 3 & 9 months - Adults	863	1,934	44.6%	55.9%	54.3%	51.7%
% of FP17s for Band 1 Urgent Courses	193	2,482	7.8%	7.9%	9.1%	9.2%
% of FP17s Relating to Free Repair or Replacements	46	2,482	1.9%	1.2%	0.9%	0.7%
% of FP17s Relating to Continuations	105	2,482	4.2%	1.0%	1.0%	0.8%
% of Patients satisfied with the dentistry they have received	1	1	N/A	95.6%	94.4%	93.5%
% of Patients satisfied with the time they had to wait for an appointment	1	1	N/A	87.9%	88.1%	87.4%

\* This is based on patients treated on this contract for their most recent course of treatment. Figures in italics indicate the base number of FP17s or Patient Questionnaire responses are less than 100. N/A is shown where the base number of responses is less than 10 during the period. % is calculated as Quantity/Base number\*100

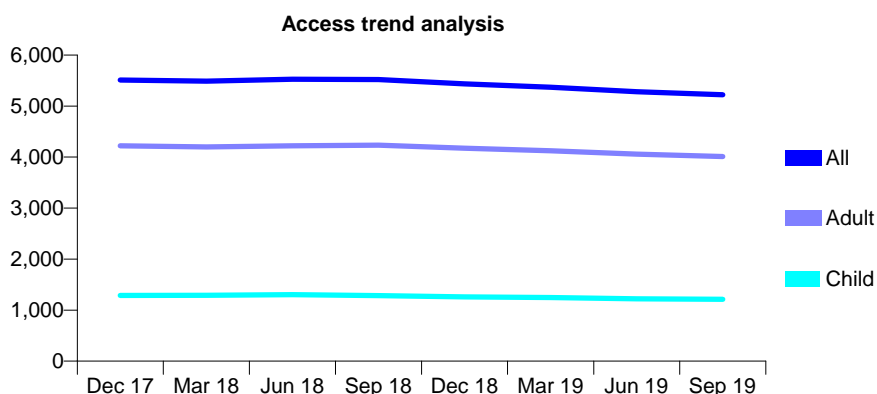
## Q51 - Vital Signs At a Glance Contract Report for 951412/0001 - September 2019

Name or company name	MR ML MILBOURN
Contract type name	GDS Contract
Purpose of contract	General
Contract start date	05/01/2009
Contract end date	

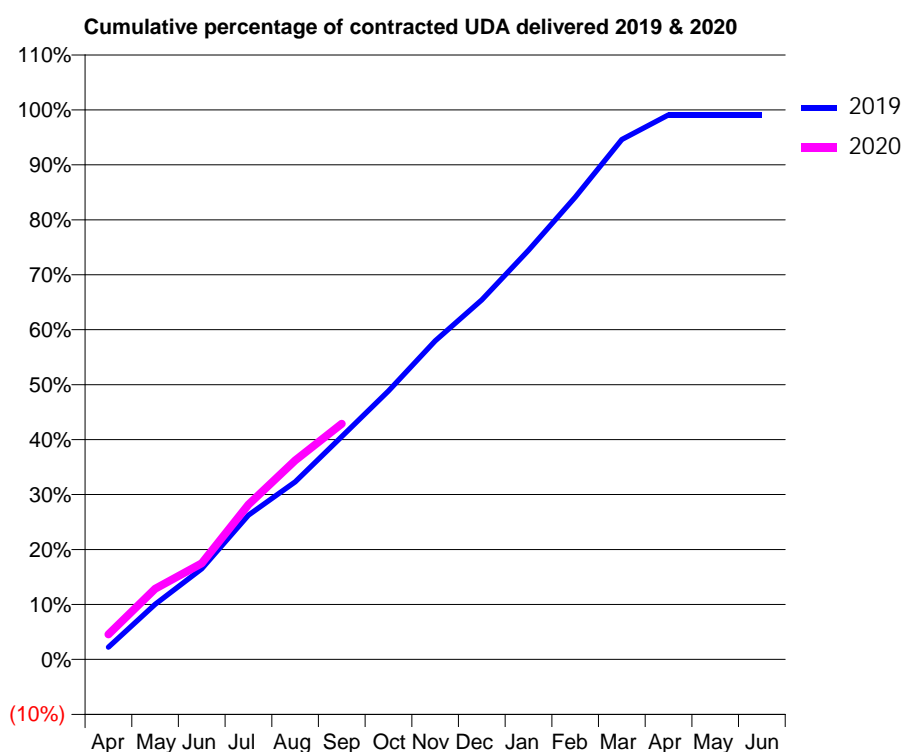
19/20 Contracted general activity (UDA)	12,278
Carry forward general activity (UDA)	112
19/20 Contracted orthodontic activity (UOA)	0
Carry forward orthodontic activity (UOA)	0
Baseline contract value	£327,963.80

### ACCESS\*

Patients seen in 24 months	Total	Change since previous quarter
Quarter ending September 2018	5,521	
Quarter ending December 2018	5,433	↓
Quarter ending March 2019	5,369	↓
Quarter ending June 2019	5,282	↓
Quarter ending September 2019	5,223	↓
<b>Variance since September 2018</b>	<b>(5.4%)</b>	<b>↓</b>



### ACTIVITY



Month	2019	2020
April	274	560
May	1,232	1,581
June	2,027	2,146
July	3,221	3,462
August	3,967	4,448
September	4,979	5,266
October	6,000	
November	7,118	
December	8,030	
January	9,142	
February	10,328	
March	11,615	
April	12,167	
May	12,166	
June	12,166	

### QUALITY

	Quantity	Base Number	Contract	AT	Region	England
% of FP17s for the same patient ID Re-attending within 3 months - Children	58	767	7.6%	9.3%	12.1%	11.5%
% of FP17s for the same patient ID Re-attending within 3 months - Adults	350	2,532	13.8%	13.4%	15.6%	15.4%
% of FP17s for the same patient ID Re-attending between 3 & 9 months - Children	384	767	50.1%	62.4%	61.2%	59.7%
% of FP17s for the same patient ID Re-attending between 3 & 9 months - Adults	1,369	2,532	54.1%	55.9%	54.3%	51.7%
% of FP17s for Band 1 Urgent Courses	180	3,011	6.0%	7.9%	9.1%	9.2%
% of FP17s Relating to Free Repair or Replacements	37	3,011	1.2%	1.2%	0.9%	0.7%
% of FP17s Relating to Continuations	61	3,011	2.0%	1.0%	1.0%	0.8%
% of Patients satisfied with the dentistry they have received	2	2	N/A	95.6%	94.4%	93.5%
% of Patients satisfied with the time they had to wait for an appointment	2	2	N/A	87.9%	88.1%	87.4%

\* This is based on patients treated on this contract for their most recent course of treatment. Figures in italics indicate the base number of FP17s or Patient Questionnaire responses are less than 100. N/A is shown where the base number of responses is less than 10 during the period. % is calculated as Quantity/Base number\*100

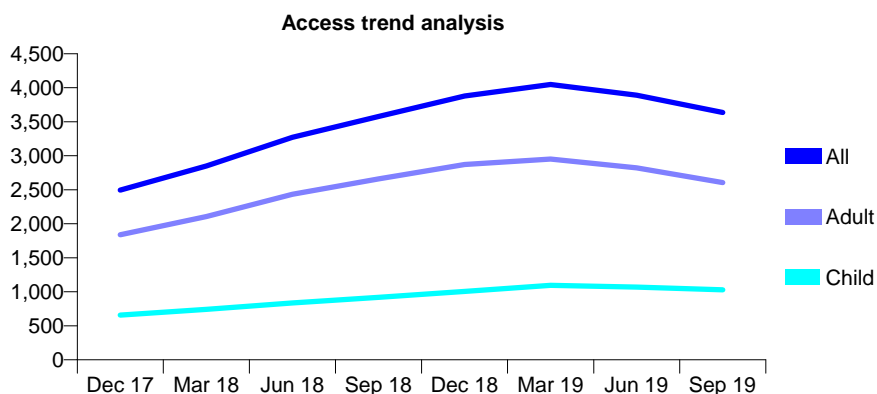
## Q52 - Vital Signs At a Glance Contract Report for 100432/0000 - September 2019

Name or company name	Great Horton DentCare Limited
Contract type name	PDS Contract
Purpose of contract	General
Contract start date	01/05/2017
Contract end date	30/04/2020

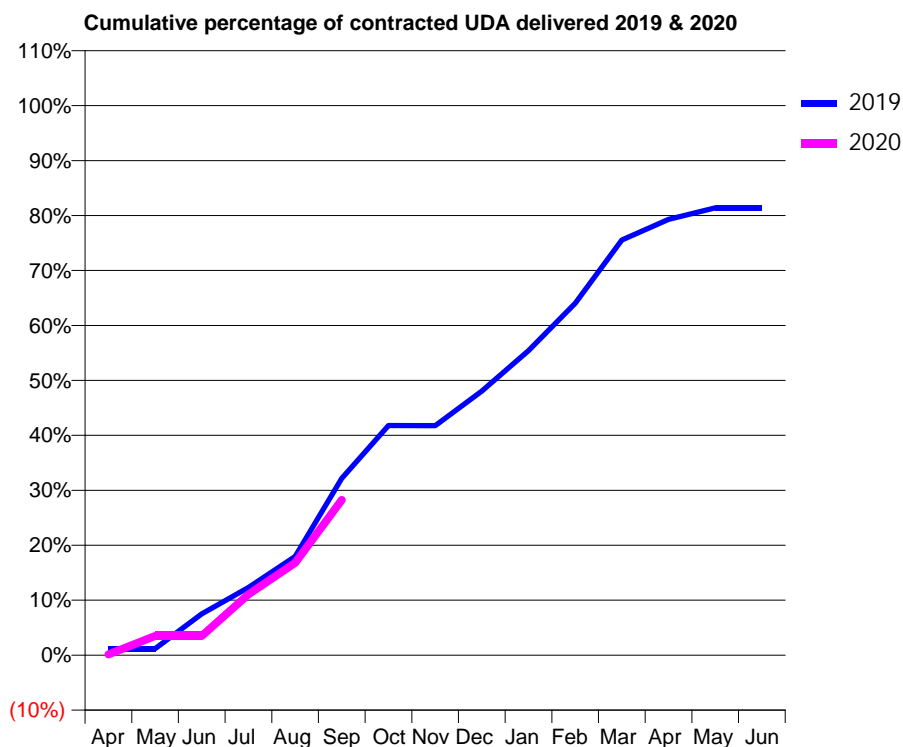
19/20 Contracted general activity (UDA)	14,166
Carry forward general activity (UDA)	0
19/20 Contracted orthodontic activity (UOA)	0
Carry forward orthodontic activity (UOA)	0
Baseline contract value	£397,589.46

### ACCESS\*

Patients seen in 24 months	Total	Change since previous quarter
Quarter ending September 2018	3,580	
Quarter ending December 2018	3,880	↑
Quarter ending March 2019	4,048	↑
Quarter ending June 2019	3,892	↓
Quarter ending September 2019	3,637	↓
<b>Variance since September 2018</b>	<b>1.6%</b>	→



### ACTIVITY



Month	Adjusted Scheduled Activity (UDA)	
	2019	2020
April	172	21
May	172	496
June	1,064	496
July	1,746	1,565
August	2,544	2,380
September	4,555	4,000
October	5,916	
November	5,914	
December	6,806	
January	7,850	
February	9,072	
March	10,700	
April	11,232	
May	11,532	
June	11,532	

### QUALITY

	Quantity	Base Number	Contract	AT	Region	England
% of FP17s for the same patient ID Re-attending within 3 months - Children	504	1,269	39.7%	10.1%	12.1%	11.5%
% of FP17s for the same patient ID Re-attending within 3 months - Adults	201	1,491	13.5%	13.4%	15.6%	15.4%
% of FP17s for the same patient ID Re-attending between 3 & 9 months - Children	480	1,269	37.8%	63.4%	61.2%	59.7%
% of FP17s for the same patient ID Re-attending between 3 & 9 months - Adults	770	1,491	51.6%	56.9%	54.3%	51.7%
% of FP17s for Band 1 Urgent Courses	119	2,407	4.9%	7.5%	9.1%	9.2%
% of FP17s Relating to Free Repair or Replacements	22	2,407	0.9%	0.9%	0.9%	0.7%
% of FP17s Relating to Continuations	170	2,407	7.1%	0.9%	1.0%	0.8%
% of Patients satisfied with the dentistry they have received	1	1	N/A	94.6%	94.4%	93.5%
% of Patients satisfied with the time they had to wait for an appointment	1	1	N/A	86.1%	88.1%	87.4%

\* This is based on patients treated on this contract for their most recent course of treatment. Figures in italics indicate the base number of FP17s or Patient Questionnaire responses are less than 100. N/A is shown where the base number of responses is less than 10 during the period. % is calculated as Quantity/Base number\*100



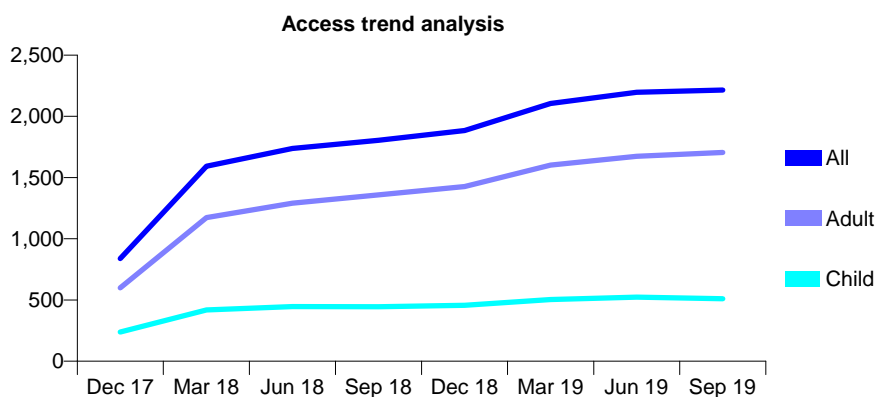
## Q52 - Vital Signs At a Glance Contract Report for 100490/0000 - September 2019

Name or company name	Mr Imtiaz Khajwal
Contract type name	GDS Contract
Purpose of contract	General
Contract start date	01/09/2017
Contract end date	

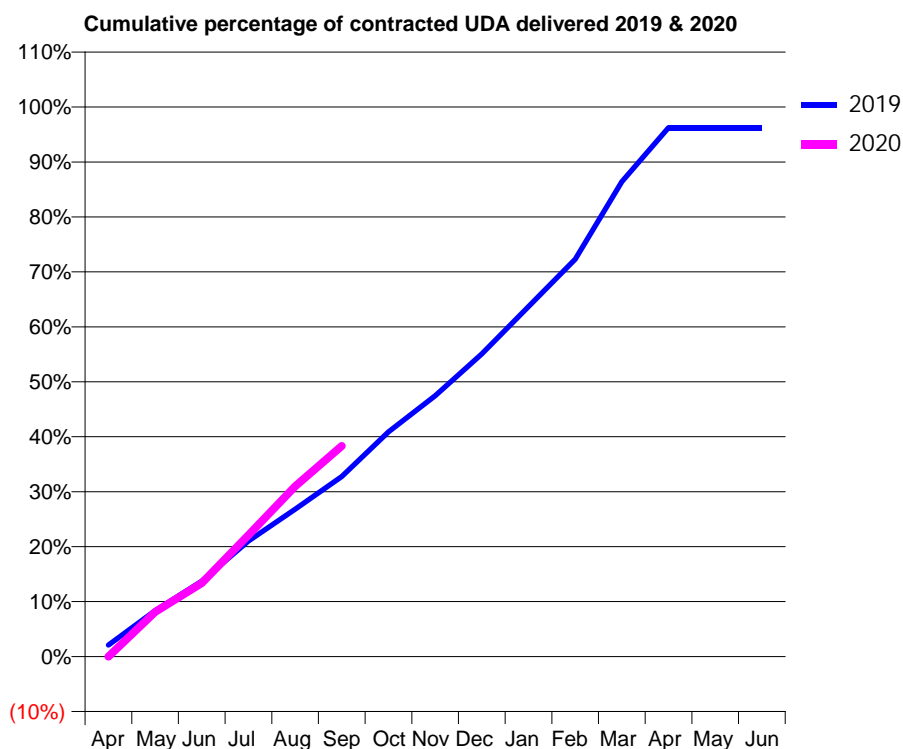
19/20 Contracted general activity (UDA)	6,899
Carry forward general activity (UDA)	0
19/20 Contracted orthodontic activity (UOA)	0
Carry forward orthodontic activity (UOA)	0
Baseline contract value	£202,235.91

### ACCESS\*

Patients seen in 24 months	Total	Change since previous quarter
Quarter ending September 2018	1,805	
Quarter ending December 2018	1,885	↑
Quarter ending March 2019	2,106	↑
Quarter ending June 2019	2,197	↑
Quarter ending September 2019	2,215	→
<b>Variance since September 2018</b>	<b>22.7%</b>	<b>↑</b>



### ACTIVITY



Month	Adjusted Scheduled Activity (UDA)	
	2019	2020
April	145	0
May	577	561
June	946	921
July	1,451	1,524
August	1,850	2,136
September	2,262	2,644
October	2,820	
November	3,275	
December	3,799	
January	4,395	
February	4,987	
March	5,962	
April	6,639	
May	6,639	
June	6,640	

### QUALITY

	Quantity	Base Number	Contract	AT	Region	England
% of FP17s for the same patient ID Re-attending within 3 months - Children	30	451	6.7%	10.1%	12.1%	11.5%
% of FP17s for the same patient ID Re-attending within 3 months - Adults	131	1,278	10.3%	13.4%	15.6%	15.4%
% of FP17s for the same patient ID Re-attending between 3 & 9 months - Children	309	451	68.5%	63.4%	61.2%	59.7%
% of FP17s for the same patient ID Re-attending between 3 & 9 months - Adults	765	1,278	59.9%	56.9%	54.3%	51.7%
% of FP17s for Band 1 Urgent Courses	57	1,487	3.8%	7.5%	9.1%	9.2%
% of FP17s Relating to Free Repair or Replacements	11	1,487	0.7%	0.9%	0.9%	0.7%
% of FP17s Relating to Continuations	7	1,487	0.5%	0.9%	1.0%	0.8%
% of Patients satisfied with the dentistry they have received	11	11	100.0%	94.6%	94.4%	93.5%
% of Patients satisfied with the time they had to wait for an appointment	11	11	100.0%	86.1%	88.1%	87.4%

\* This is based on patients treated on this contract for their most recent course of treatment. Figures in italics indicate the base number of FP17s or Patient Questionnaire responses are less than 100. N/A is shown where the base number of responses is less than 10 during the period. % is calculated as Quantity/Base number\*100

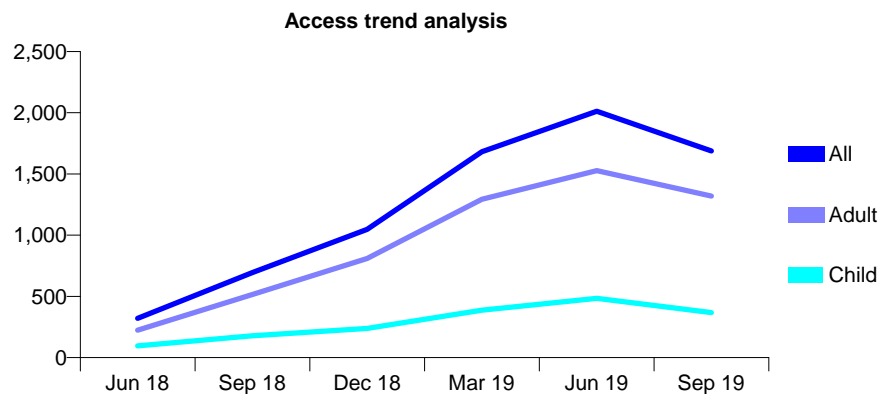
## Q52 - Vital Signs At a Glance Contract Report for 100612/0000 - September 2019

Name or company name	C.J. Harker & Associates Ltd
Contract type name	PDS Contract
Purpose of contract	General
Contract start date	01/04/2018
Contract end date	31/03/2022

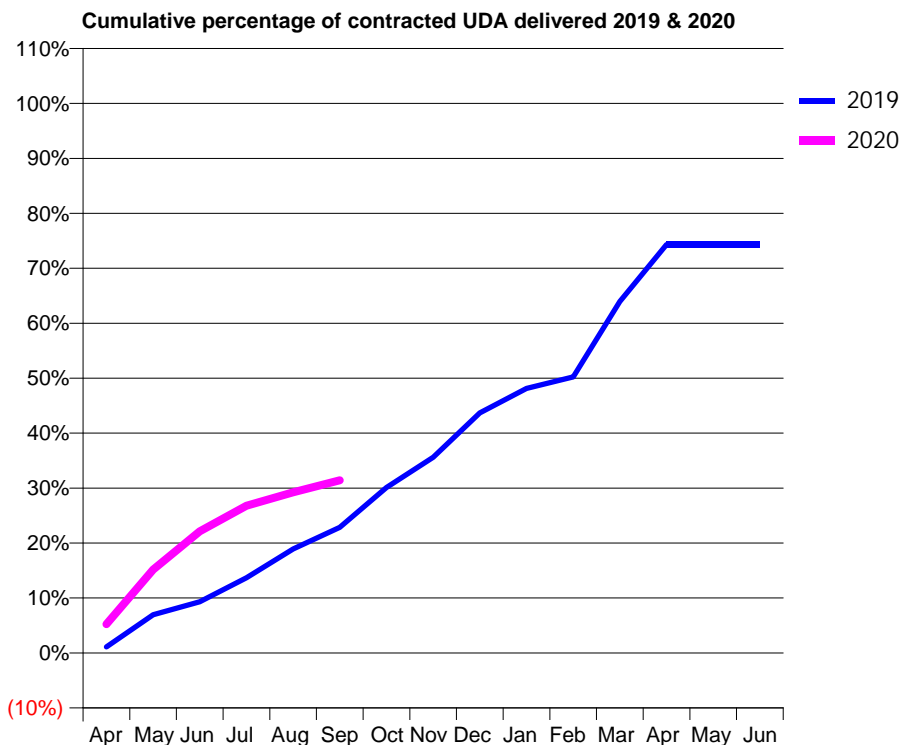
19/20 Contracted general activity (UDA)	6,000
Carry forward general activity (UDA)	0
19/20 Contracted orthodontic activity (UOA)	0
Carry forward orthodontic activity (UOA)	0
Baseline contract value	£173,774.88

### ACCESS\*

Patients seen in 24 months	Total	Change since previous quarter
Quarter ending September 2018	695	
Quarter ending December 2018	1,049	↑
Quarter ending March 2019	1,682	↑
Quarter ending June 2019	2,013	↑
Quarter ending September 2019	1,689	↓
<b>Variance since September 2018</b>	<b>143.0%</b>	<b>↑</b>



### ACTIVITY



Month	Adjusted Scheduled Activity (UDA)	
	2019	2020
April	66	314
May	418	911
June	559	1,328
July	820	1,608
August	1,135	1,754
September	1,371	1,885
October	1,806	
November	2,136	
December	2,620	
January	2,888	
February	3,014	
March	3,837	
April	4,459	
May	4,460	
June	4,460	

### QUALITY

	Quantity	Base Number	Contract	AT	Region	England
% of FP17s for the same patient ID Re-attending within 3 months - Children	3	324	0.9%	10.1%	12.1%	11.5%
% of FP17s for the same patient ID Re-attending within 3 months - Adults	17	985	1.7%	13.4%	15.6%	15.4%
% of FP17s for the same patient ID Re-attending between 3 & 9 months - Children	58	324	17.9%	63.4%	61.2%	59.7%
% of FP17s for the same patient ID Re-attending between 3 & 9 months - Adults	140	985	14.2%	56.9%	54.3%	51.7%
% of FP17s for Band 1 Urgent Courses	42	948	4.4%	7.5%	9.1%	9.2%
% of FP17s Relating to Free Repair or Replacements	3	948	0.3%	0.9%	0.9%	0.7%
% of FP17s Relating to Continuations	6	948	0.6%	0.9%	1.0%	0.8%
% of Patients satisfied with the dentistry they have received	0	0	N/A	94.6%	94.4%	93.5%
% of Patients satisfied with the time they had to wait for an appointment	0	0	N/A	86.1%	88.1%	87.4%

\* This is based on patients treated on this contract for their most recent course of treatment. Figures in italics indicate the base number of FP17s or Patient Questionnaire responses are less than 100. N/A is shown where the base number of responses is less than 10 during the period. % is calculated as Quantity/Base number\*100

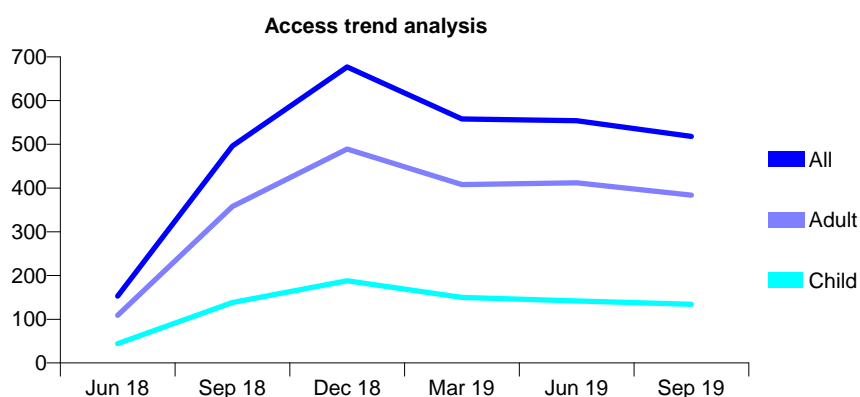
## Q52 - Vital Signs At a Glance Contract Report for 100613/0000 - September 2019

Name or company name	C.J. Harker & Associates Ltd
Contract type name	PDS Contract
Purpose of contract	General
Contract start date	01/04/2018
Contract end date	31/03/2022

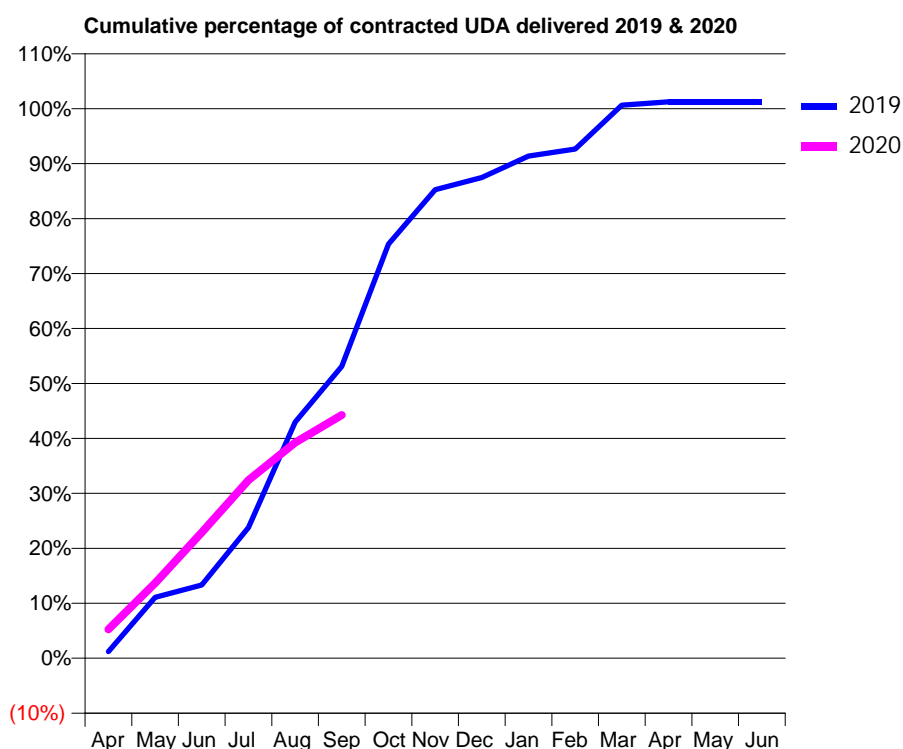
19/20 Contracted general activity (UDA)	2,000
Carry forward general activity (UDA)	-24
19/20 Contracted orthodontic activity (UOA)	0
Carry forward orthodontic activity (UOA)	0
Baseline contract value	£57,924.96

### ACCESS\*

Patients seen in 24 months	Total	Change since previous quarter
Quarter ending September 2018	496	
Quarter ending December 2018	677	↑
Quarter ending March 2019	558	↓
Quarter ending June 2019	554	→
Quarter ending September 2019	518	↓
<b>Variance since September 2018</b>	<b>4.4%</b>	<b>↑</b>



### ACTIVITY



Month	2019	2020
April	24	105
May	221	273
June	267	457
July	476	648
August	859	785
September	1,062	885
October	1,507	
November	1,705	
December	1,749	
January	1,827	
February	1,853	
March	2,012	
April	2,024	
May	2,024	
June	2,024	

### QUALITY

	Quantity	Base Number	Contract	AT	Region	England
% of FP17s for the same patient ID Re-attending within 3 months - Children	0	93	0.0%	10.1%	12.1%	11.5%
% of FP17s for the same patient ID Re-attending within 3 months - Adults	3	223	1.3%	13.4%	15.6%	15.4%
% of FP17s for the same patient ID Re-attending between 3 & 9 months - Children	22	93	23.7%	63.4%	61.2%	59.7%
% of FP17s for the same patient ID Re-attending between 3 & 9 months - Adults	31	223	13.9%	56.9%	54.3%	51.7%
% of FP17s for Band 1 Urgent Courses	6	315	1.9%	7.5%	9.1%	9.2%
% of FP17s Relating to Free Repair or Replacements	1	315	0.3%	0.9%	0.9%	0.7%
% of FP17s Relating to Continuations	3	315	1.0%	0.9%	1.0%	0.8%
% of Patients satisfied with the dentistry they have received	0	0	N/A	94.6%	94.4%	93.5%
% of Patients satisfied with the time they had to wait for an appointment	0	0	N/A	86.1%	88.1%	87.4%

\* This is based on patients treated on this contract for their most recent course of treatment.

Figures in italics indicate the base number of FP17s or Patient Questionnaire responses are less than 100. N/A is shown where the base number of responses is less than 10 during the period. % is calculated as Quantity/Base number\*100

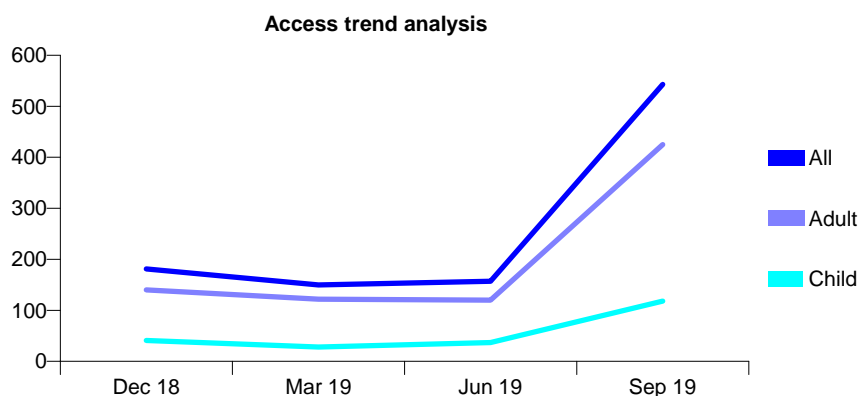
## Q52 - Vital Signs At a Glance Contract Report for 100756/0000 - September 2019

Name or company name	Great Horton DentCare Limited
Contract type name	PDS Contract
Purpose of contract	General
Contract start date	01/07/2018
Contract end date	31/03/2021

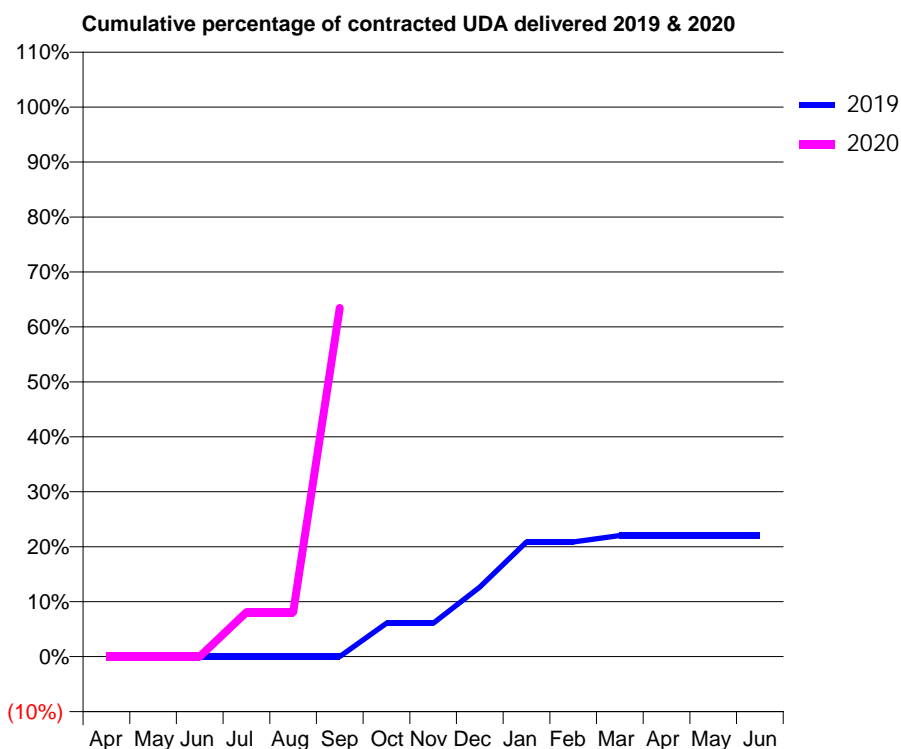
19/20 Contracted general activity (UDA)	2,189
Carry forward general activity (UDA)	0
19/20 Contracted orthodontic activity (UOA)	0
Carry forward orthodontic activity (UOA)	0
Baseline contract value	£61,948.70

### ACCESS\*

Patients seen in 24 months	Total	Change since previous quarter
Quarter ending September 2018	0	
Quarter ending December 2018	181	↑
Quarter ending March 2019	150	↓
Quarter ending June 2019	157	↑
Quarter ending September 2019	543	↑
<b>Variance since September 2018</b>	N/A	



### ACTIVITY



Month	Adjusted Scheduled Activity (UDA)	
	2019	2020
April	0	0
May	0	0
June	0	0
July	0	177
August	0	177
September	0	1,389
October	133	
November	133	
December	277	
January	457	
February	457	
March	482	
April	482	
May	482	
June	482	

### QUALITY

	Quantity	Base Number	Contract	AT	Region	England
% of FP17s for the same patient ID Re-attending within 3 months - Children	6	122	4.9%	10.1%	12.1%	11.5%
% of FP17s for the same patient ID Re-attending within 3 months - Adults	28	404	6.9%	13.4%	15.6%	15.4%
% of FP17s for the same patient ID Re-attending between 3 & 9 months - Children	0	122	0.0%	63.4%	61.2%	59.7%
% of FP17s for the same patient ID Re-attending between 3 & 9 months - Adults	11	404	2.7%	56.9%	54.3%	51.7%
% of FP17s for Band 1 Urgent Courses	27	526	5.1%	7.5%	9.1%	9.2%
% of FP17s Relating to Free Repair or Replacements	13	526	2.5%	0.9%	0.9%	0.7%
% of FP17s Relating to Continuations	14	526	2.7%	0.9%	1.0%	0.8%
% of Patients satisfied with the dentistry they have received	0	0	N/A	94.6%	94.4%	93.5%
% of Patients satisfied with the time they had to wait for an appointment	0	0	N/A	86.1%	88.1%	87.4%

\* This is based on patients treated on this contract for their most recent course of treatment. Figures in italics indicate the base number of FP17s or Patient Questionnaire responses are less than 100. N/A is shown where the base number of responses is less than 10 during the period. % is calculated as Quantity/Base number\*100

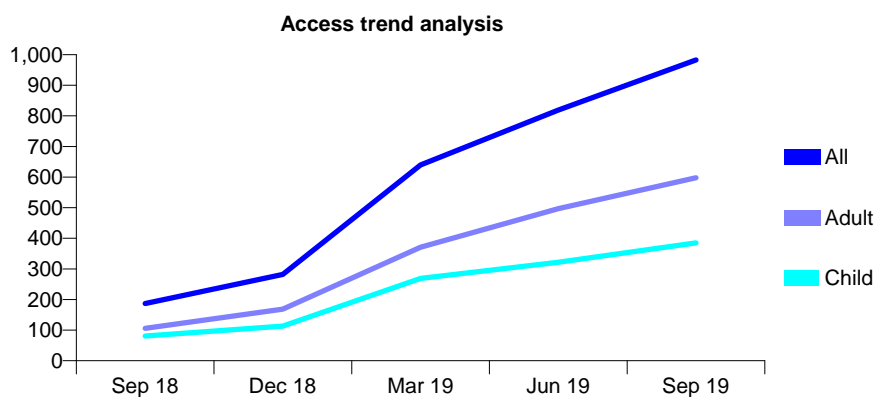
## Q52 - Vital Signs At a Glance Contract Report for 100757/0000 - September 2019

Name or company name	Dentistry@Ltd
Contract type name	GDS Contract
Purpose of contract	General
Contract start date	01/07/2018
Contract end date	31/03/2021

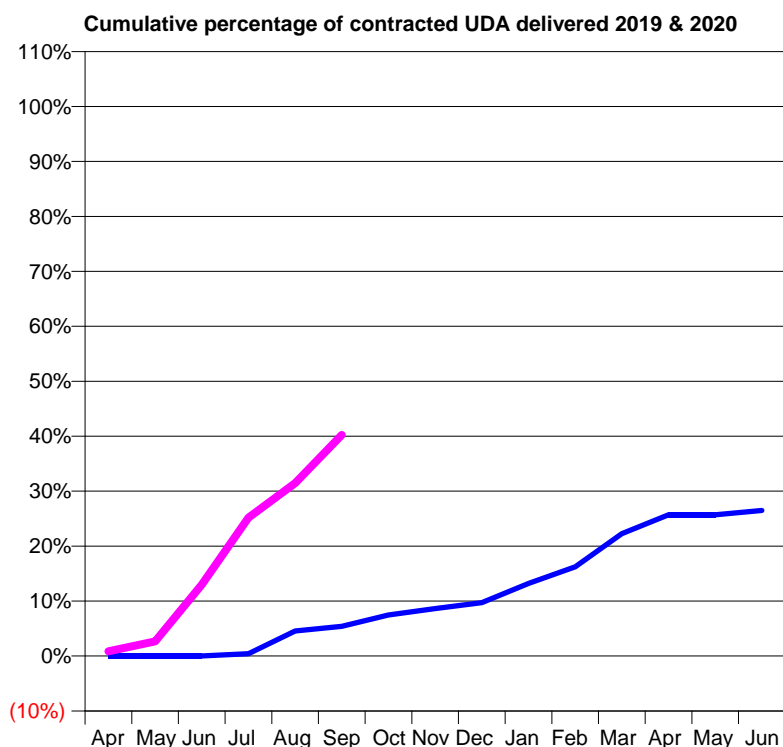
19/20 Contracted general activity (UDA)	5,007
Carry forward general activity (UDA)	0
19/20 Contracted orthodontic activity (UOA)	0
Carry forward orthodontic activity (UOA)	0
Baseline contract value	£141,698.10

### ACCESS\*

Patients seen in 24 months	Total	Change since previous quarter
Quarter ending September 2018	187	
Quarter ending December 2018	282	↑
Quarter ending March 2019	640	↑
Quarter ending June 2019	819	↑
Quarter ending September 2019	983	↑
<b>Variance since September 2018</b>	<b>425.7%</b>	<b>↑</b>



### ACTIVITY



Month	Adjusted Scheduled Activity (UDA)	
	2019	2020
April	0	43
May	0	134
June	0	650
July	29	1,261
August	308	1,575
September	366	2,014
October	505	
November	585	
December	659	
January	896	
February	1,101	
March	1,509	
April	1,743	
May	1,743	
June	1,795	

### QUALITY

	Quantity	Base Number	Contract	AT	Region	England
% of FP17s for the same patient ID Re-attending within 3 months - Children	8	395	2.0%	10.1%	12.1%	11.5%
% of FP17s for the same patient ID Re-attending within 3 months - Adults	23	534	4.3%	13.4%	15.6%	15.4%
% of FP17s for the same patient ID Re-attending between 3 & 9 months - Children	45	395	11.4%	63.4%	61.2%	59.7%
% of FP17s for the same patient ID Re-attending between 3 & 9 months - Adults	29	534	5.4%	56.9%	54.3%	51.7%
% of FP17s for Band 1 Urgent Courses	65	797	8.2%	7.5%	9.1%	9.2%
% of FP17s Relating to Free Repair or Replacements	2	797	0.3%	0.9%	0.9%	0.7%
% of FP17s Relating to Continuations	0	797	0.0%	0.9%	1.0%	0.8%
% of Patients satisfied with the dentistry they have received	0	0	N/A	94.6%	94.4%	93.5%
% of Patients satisfied with the time they had to wait for an appointment	0	0	N/A	86.1%	88.1%	87.4%

\* This is based on patients treated on this contract for their most recent course of treatment. Figures in italics indicate the base number of FP17s or Patient Questionnaire responses are less than 100. N/A is shown where the base number of responses is less than 10 during the period. % is calculated as Quantity/Base number\*100

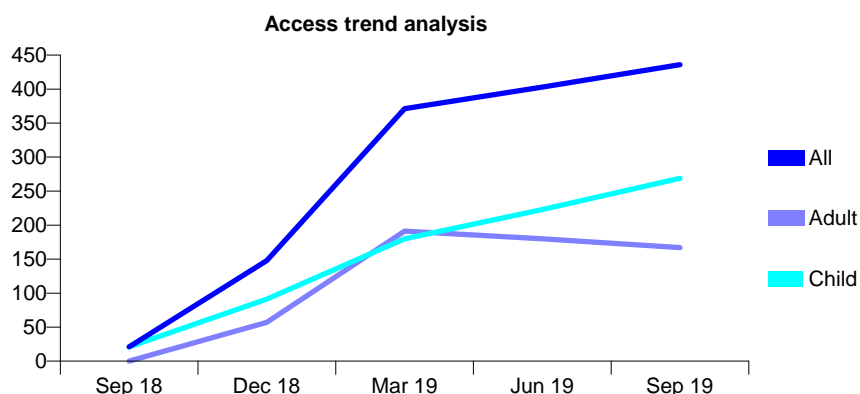
## Q52 - Vital Signs At a Glance Contract Report for 100758/0000 - September 2019

Name or company name	MR O FAROOQ
Contract type name	PDS Contract
Purpose of contract	General
Contract start date	01/07/2018
Contract end date	31/03/2021

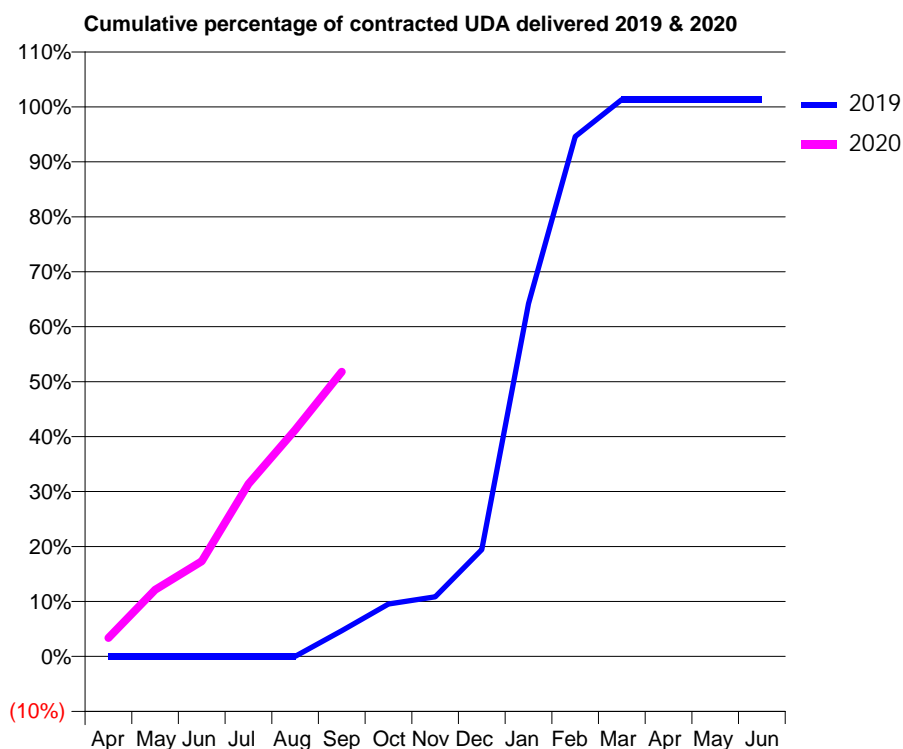
19/20 Contracted general activity (UDA)	774
Carry forward general activity (UDA)	0
19/20 Contracted orthodontic activity (UOA)	0
Carry forward orthodontic activity (UOA)	0
Baseline contract value	£21,904.20

### ACCESS\*

Patients seen in 24 months	Total	Change since previous quarter
Quarter ending September 2018	21	
Quarter ending December 2018	148	↑
Quarter ending March 2019	371	↑
Quarter ending June 2019	403	↑
Quarter ending September 2019	436	↑
<b>Variance since September 2018</b>	<b>1976.2%</b>	<b>↑</b>



### ACTIVITY



Month	Adjusted Scheduled Activity (UDA)	
	2019	2020
April	0	26
May	0	94
June	0	134
July	0	243
August	0	319
September	50	401
October	102	
November	116	
December	208	
January	686	
February	1,011	
March	1,083	
April	1,083	
May	1,083	
June	1,083	

### QUALITY

	Quantity	Base Number	Contract	AT	Region	England
% of FP17s for the same patient ID Re-attending within 3 months - Children	0	187	0.0%	10.1%	12.1%	11.5%
% of FP17s for the same patient ID Re-attending within 3 months - Adults	0	0	N/A	13.4%	15.6%	15.4%
% of FP17s for the same patient ID Re-attending between 3 & 9 months - Children	0	187	0.0%	63.4%	61.2%	59.7%
% of FP17s for the same patient ID Re-attending between 3 & 9 months - Adults	0	0	N/A	56.9%	54.3%	51.7%
% of FP17s for Band 1 Urgent Courses	0	187	0.0%	7.5%	9.1%	9.2%
% of FP17s Relating to Free Repair or Replacements	0	187	0.0%	0.9%	0.9%	0.7%
% of FP17s Relating to Continuations	0	187	0.0%	0.9%	1.0%	0.8%
% of Patients satisfied with the dentistry they have received	0	0	N/A	94.6%	94.4%	93.5%
% of Patients satisfied with the time they had to wait for an appointment	0	0	N/A	86.1%	88.1%	87.4%

\* This is based on patients treated on this contract for their most recent course of treatment. Figures in italics indicate the base number of FP17s or Patient Questionnaire responses are less than 100. N/A is shown where the base number of responses is less than 10 during the period. % is calculated as Quantity/Base number\*100

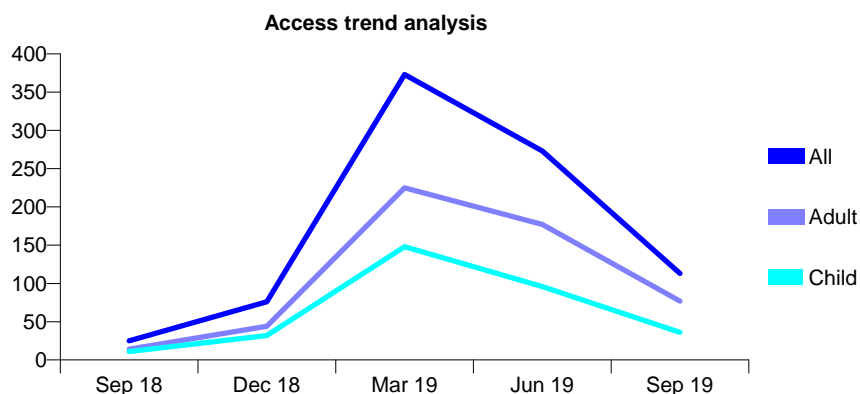
## Q52 - Vital Signs At a Glance Contract Report for 100761/0000 - September 2019

Name or company name	Wakefield Road Surgery Partnership
Contract type name	GDS Contract
Purpose of contract	General
Contract start date	01/07/2018
Contract end date	31/03/2021

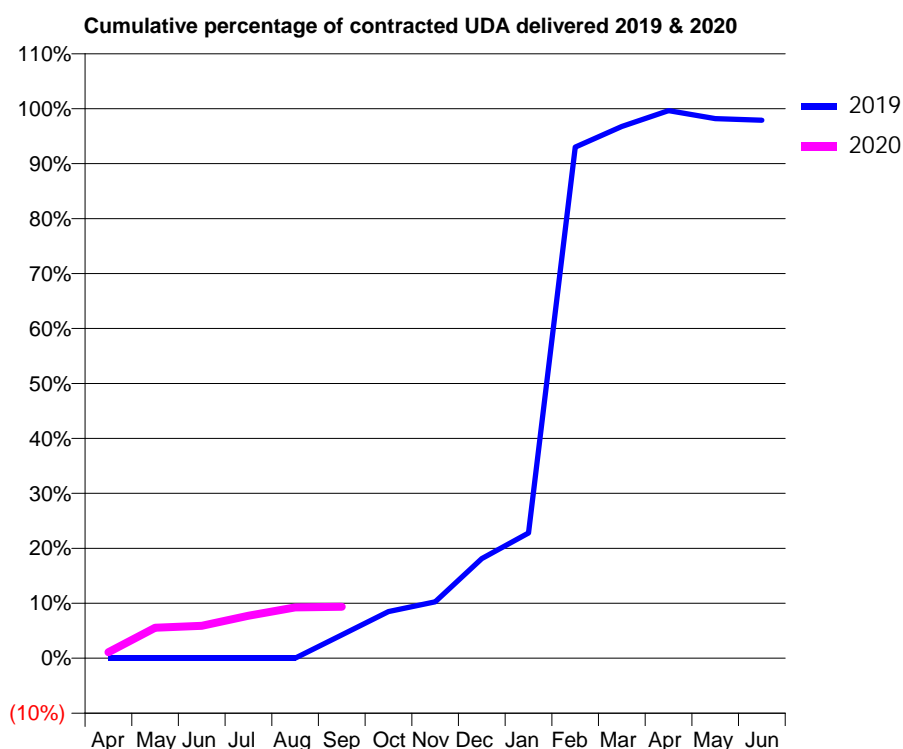
19/20 Contracted general activity (UDA)	904
Carry forward general activity (UDA)	0
19/20 Contracted orthodontic activity (UOA)	0
Carry forward orthodontic activity (UOA)	0
Baseline contract value	£25,583.20

### ACCESS\*

Patients seen in 24 months	Total	Change since previous quarter
Quarter ending September 2018	25	
Quarter ending December 2018	76	↑
Quarter ending March 2019	373	↑
Quarter ending June 2019	273	↓
Quarter ending September 2019	113	↓
<b>Variance since September 2018</b>	<b>352.0%</b>	<b>↑</b>



### ACTIVITY



Month	2019	2020
April	0	10
May	0	50
June	0	53
July	0	70
August	0	84
September	38	85
October	77	
November	93	
December	164	
January	206	
February	841	
March	875	
April	901	
May	888	
June	885	

### QUALITY

	Quantity	Base Number	Contract	AT	Region	England
% of FP17s for the same patient ID Re-attending within 3 months - Children	0	23	0.0%	10.1%	12.1%	11.5%
% of FP17s for the same patient ID Re-attending within 3 months - Adults	1	24	4.2%	13.4%	15.6%	15.4%
% of FP17s for the same patient ID Re-attending between 3 & 9 months - Children	0	23	0.0%	63.4%	61.2%	59.7%
% of FP17s for the same patient ID Re-attending between 3 & 9 months - Adults	1	24	4.2%	56.9%	54.3%	51.7%
% of FP17s for Band 1 Urgent Courses	4	28	14.3%	7.5%	9.1%	9.2%
% of FP17s Relating to Free Repair or Replacements	1	28	3.6%	0.9%	0.9%	0.7%
% of FP17s Relating to Continuations	0	28	0.0%	0.9%	1.0%	0.8%
% of Patients satisfied with the dentistry they have received	0	0	N/A	94.6%	94.4%	93.5%
% of Patients satisfied with the time they had to wait for an appointment	0	0	N/A	86.1%	88.1%	87.4%

\* This is based on patients treated on this contract for their most recent course of treatment.

Figures in italics indicate the base number of FP17s or Patient Questionnaire responses are less than 100. N/A is shown where the base number of responses is less than 10 during the period. % is calculated as Quantity/Base number\*100

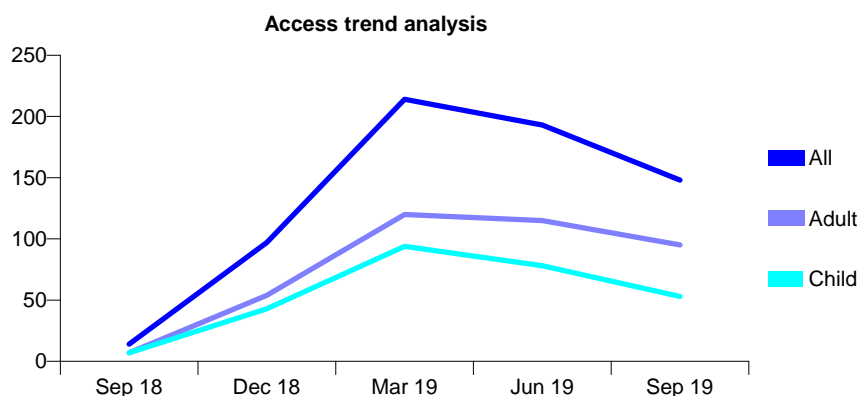
## Q52 - Vital Signs At a Glance Contract Report for 100762/0000 - September 2019

Name or company name	Mistry & Powar
Contract type name	GDS Contract
Purpose of contract	General
Contract start date	01/07/2018
Contract end date	31/03/2021

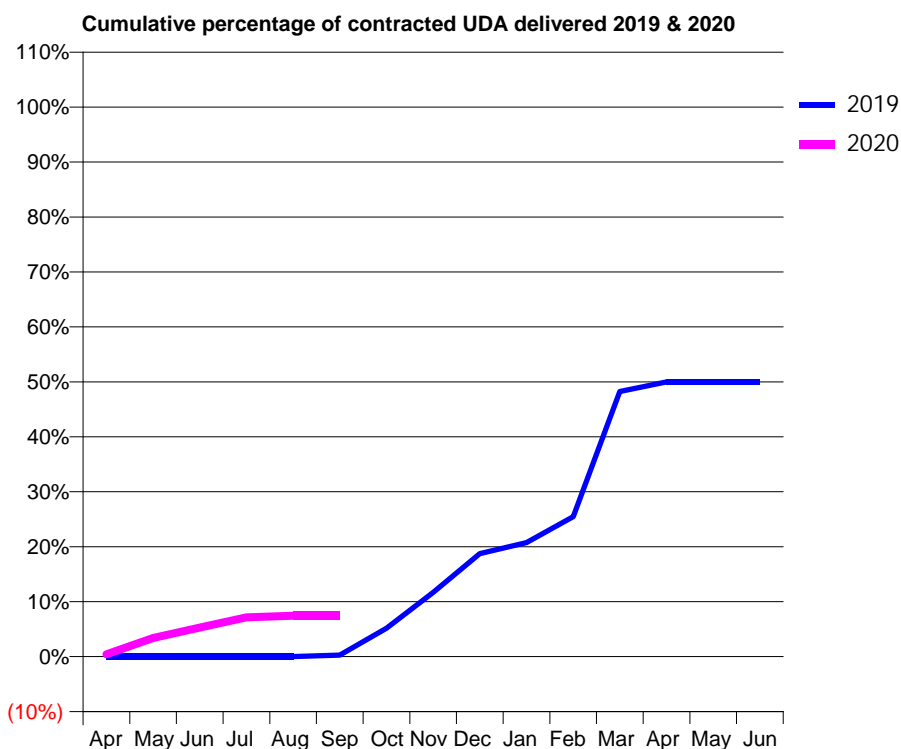
19/20 Contracted general activity (UDA)	967
Carry forward general activity (UDA)	0
19/20 Contracted orthodontic activity (UOA)	0
Carry forward orthodontic activity (UOA)	0
Baseline contract value	£27,366.10

### ACCESS\*

Patients seen in 24 months	Total	Change since previous quarter
Quarter ending September 2018	14	
Quarter ending December 2018	97	↑
Quarter ending March 2019	214	↑
Quarter ending June 2019	193	↓
Quarter ending September 2019	148	↓
<b>Variance since September 2018</b>	<b>957.1%</b>	<b>↑</b>



### ACTIVITY



Month	Adjusted Scheduled Activity (UDA)	
	2019	2020
April	0	4
May	0	33
June	0	51
July	0	69
August	0	72
September	3	72
October	55	
November	124	
December	199	
January	221	
February	271	
March	513	
April	532	
May	532	
June	532	

### QUALITY

	Quantity	Base Number	Contract	AT	Region	England
% of FP17s for the same patient ID Re-attending within 3 months - Children	0	16	0.0%	10.1%	12.1%	11.5%
% of FP17s for the same patient ID Re-attending within 3 months - Adults	0	14	0.0%	13.4%	15.6%	15.4%
% of FP17s for the same patient ID Re-attending between 3 & 9 months - Children	0	16	0.0%	63.4%	61.2%	59.7%
% of FP17s for the same patient ID Re-attending between 3 & 9 months - Adults	0	14	0.0%	56.9%	54.3%	51.7%
% of FP17s for Band 1 Urgent Courses	0	21	0.0%	7.5%	9.1%	9.2%
% of FP17s Relating to Free Repair or Replacements	0	21	0.0%	0.9%	0.9%	0.7%
% of FP17s Relating to Continuations	0	21	0.0%	0.9%	1.0%	0.8%
% of Patients satisfied with the dentistry they have received	0	0	N/A	94.6%	94.4%	93.5%
% of Patients satisfied with the time they had to wait for an appointment	0	0	N/A	86.1%	88.1%	87.4%

\* This is based on patients treated on this contract for their most recent course of treatment. Figures in italics indicate the base number of FP17s or Patient Questionnaire responses are less than 100. N/A is shown where the base number of responses is less than 10 during the period. % is calculated as Quantity/Base number\*100



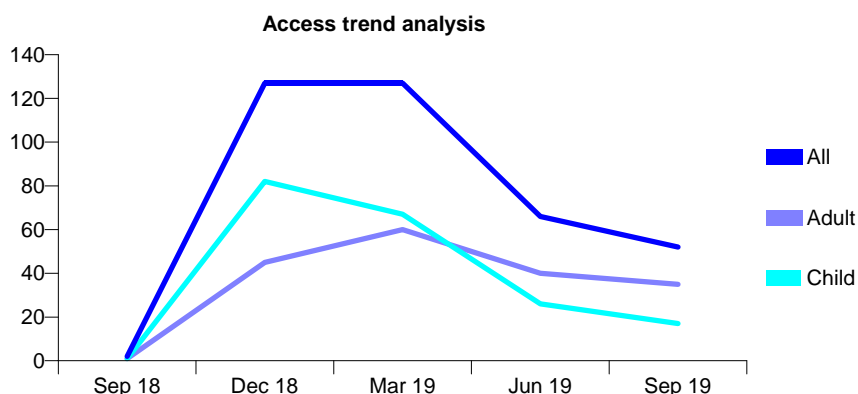
## Q52 - Vital Signs At a Glance Contract Report for 100763/0000 - September 2019

Name or company name	MR A HUSSAIN
Contract type name	GDS Contract
Purpose of contract	General
Contract start date	01/07/2018
Contract end date	31/03/2021

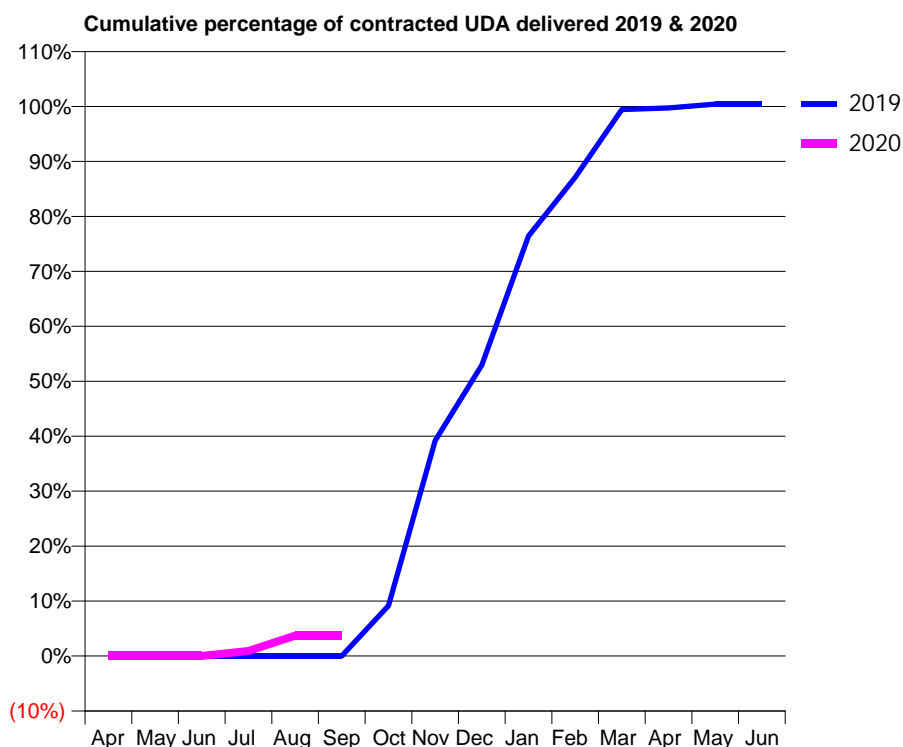
19/20 Contracted general activity (UDA)	430
Carry forward general activity (UDA)	0
19/20 Contracted orthodontic activity (UOA)	0
Carry forward orthodontic activity (UOA)	0
Baseline contract value	£12,169.00

### ACCESS\*

Patients seen in 24 months	Total	Change since previous quarter
Quarter ending September 2018	2	
Quarter ending December 2018	127	↑
Quarter ending March 2019	127	→
Quarter ending June 2019	66	↓
Quarter ending September 2019	52	↓
<b>Variance since September 2018</b>	<b>2500.0%</b>	<b>↑</b>



### ACTIVITY



Month	Adjusted Scheduled Activity (UDA)	
	2019	2020
April	0	0
May	0	0
June	0	0
July	0	4
August	0	16
September	0	16
October	39	
November	169	
December	228	
January	329	
February	375	
March	428	
April	429	
May	432	
June	432	

### QUALITY

	Quantity	Base Number	Contract	AT	Region	England
% of FP17s for the same patient ID Re-attending within 3 months - Children	0	0	N/A	10.1%	12.1%	11.5%
% of FP17s for the same patient ID Re-attending within 3 months - Adults	0	5	0.0%	13.4%	15.6%	15.4%
% of FP17s for the same patient ID Re-attending between 3 & 9 months - Children	0	0	N/A	63.4%	61.2%	59.7%
% of FP17s for the same patient ID Re-attending between 3 & 9 months - Adults	0	5	0.0%	56.9%	54.3%	51.7%
% of FP17s for Band 1 Urgent Courses	0	3	0.0%	7.5%	9.1%	9.2%
% of FP17s Relating to Free Repair or Replacements	0	3	0.0%	0.9%	0.9%	0.7%
% of FP17s Relating to Continuations	0	3	0.0%	0.9%	1.0%	0.8%
% of Patients satisfied with the dentistry they have received	0	0	N/A	94.6%	94.4%	93.5%
% of Patients satisfied with the time they had to wait for an appointment	0	0	N/A	86.1%	88.1%	87.4%

\* This is based on patients treated on this contract for their most recent course of treatment. Figures in italics indicate the base number of FP17s or Patient Questionnaire responses are less than 100. N/A is shown where the base number of responses is less than 10 during the period. % is calculated as Quantity/Base number\*100

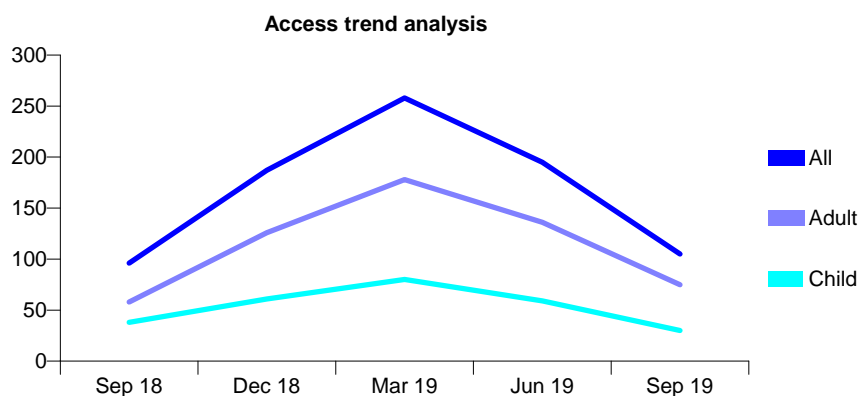
## Q52 - Vital Signs At a Glance Contract Report for 100764/0000 - September 2019

Name or company name	MR RB LAD
Contract type name	GDS Contract
Purpose of contract	General
Contract start date	07/07/2018
Contract end date	31/03/2021

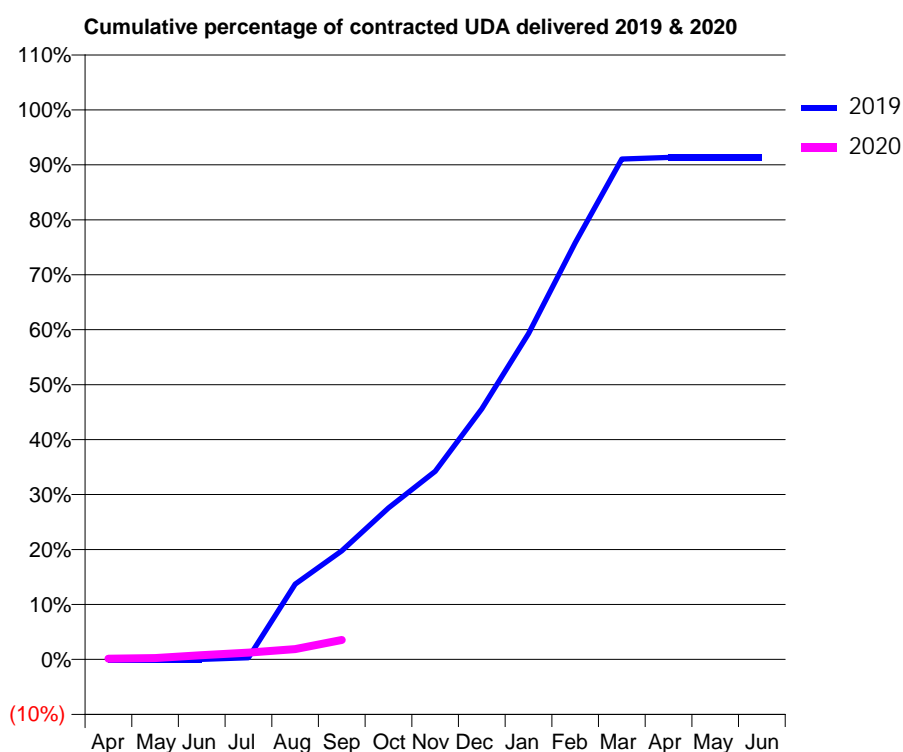
19/20 Contracted general activity (UDA)	793
Carry forward general activity (UDA)	0
19/20 Contracted orthodontic activity (UOA)	0
Carry forward orthodontic activity (UOA)	0
Baseline contract value	£22,441.90

### ACCESS\*

Patients seen in 24 months	Total	Change since previous quarter
Quarter ending September 2018	96	
Quarter ending December 2018	187	↑
Quarter ending March 2019	258	↑
Quarter ending June 2019	195	↓
Quarter ending September 2019	105	↓
<b>Variance since September 2018</b>	<b>9.4%</b>	<b>↑</b>



### ACTIVITY



Month	2019	2020
April	0	1
May	0	2
June	0	6
July	3	10
August	143	15
September	206	28
October	287	
November	356	
December	475	
January	617	
February	789	
March	948	
April	951	
May	951	
June	951	

### QUALITY

	Quantity	Base Number	Contract	AT	Region	England
% of FP17s for the same patient ID Re-attending within 3 months - Children	0	3	0.0%	10.1%	12.1%	11.5%
% of FP17s for the same patient ID Re-attending within 3 months - Adults	2	9	22.2%	13.4%	15.6%	15.4%
% of FP17s for the same patient ID Re-attending between 3 & 9 months - Children	1	3	33.3%	63.4%	61.2%	59.7%
% of FP17s for the same patient ID Re-attending between 3 & 9 months - Adults	1	9	11.1%	56.9%	54.3%	51.7%
% of FP17s for Band 1 Urgent Courses	0	11	0.0%	7.5%	9.1%	9.2%
% of FP17s Relating to Free Repair or Replacements	0	11	0.0%	0.9%	0.9%	0.7%
% of FP17s Relating to Continuations	1	11	9.1%	0.9%	1.0%	0.8%
% of Patients satisfied with the dentistry they have received	0	0	N/A	94.6%	94.4%	93.5%
% of Patients satisfied with the time they had to wait for an appointment	0	0	N/A	86.1%	88.1%	87.4%

\* This is based on patients treated on this contract for their most recent course of treatment. Figures in italics indicate the base number of FP17s or Patient Questionnaire responses are less than 100. N/A is shown where the base number of responses is less than 10 during the period. % is calculated as Quantity/Base number\*100

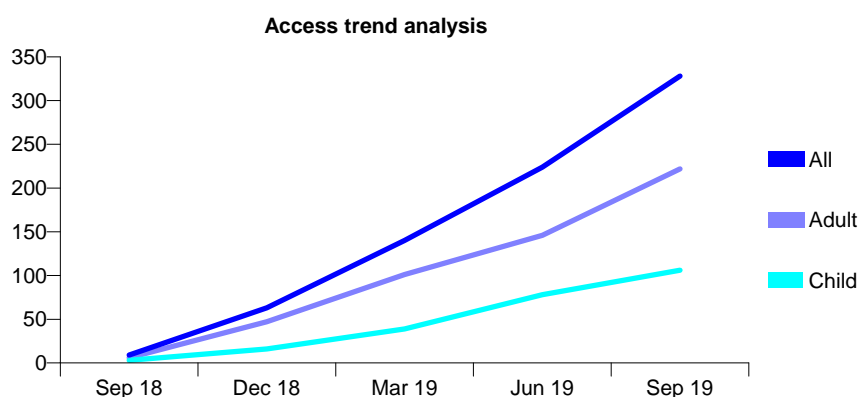
## Q52 - Vital Signs At a Glance Contract Report for 100765/0000 - September 2019

Name or company name	Wood Dental Ltd
Contract type name	GDS Contract
Purpose of contract	General
Contract start date	01/07/2018
Contract end date	31/03/2021

19/20 Contracted general activity (UDA)	2,495
Carry forward general activity (UDA)	0
19/20 Contracted orthodontic activity (UOA)	0
Carry forward orthodontic activity (UOA)	0
Baseline contract value	£70,608.50

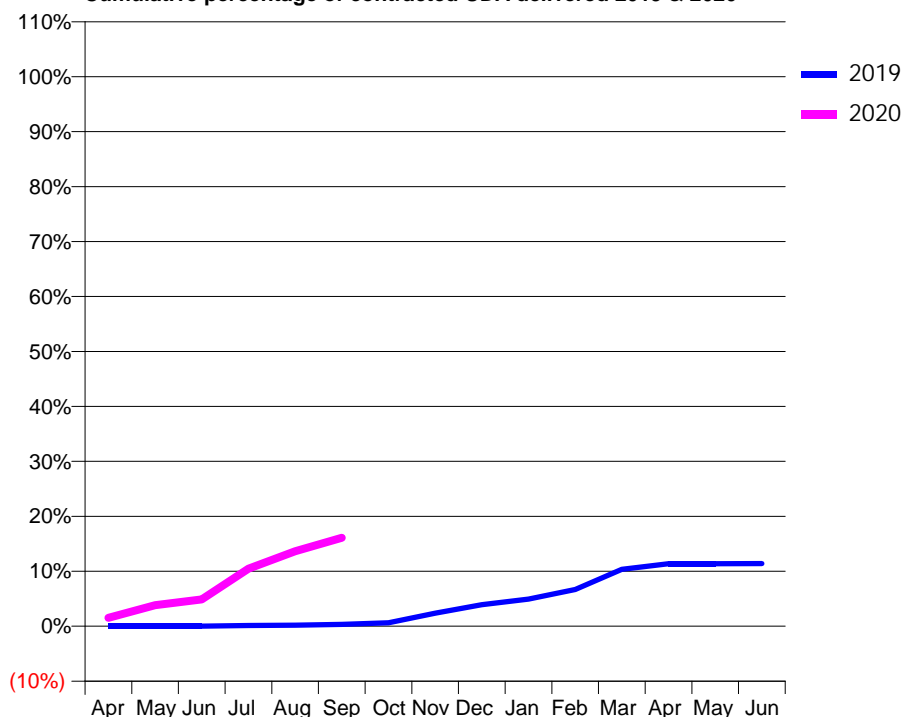
### ACCESS\*

Patients seen in 24 months	Total	Change since previous quarter
Quarter ending September 2018	9	
Quarter ending December 2018	63	↑
Quarter ending March 2019	140	↑
Quarter ending June 2019	224	↑
Quarter ending September 2019	328	↑
<b>Variance since September 2018</b>	<b>3544.4%</b>	<b>↑</b>



### ACTIVITY

Cumulative percentage of contracted UDA delivered 2019 & 2020



Adjusted Scheduled Activity (UDA)

Month	2019	2020
April	0	38
May	0	95
June	0	122
July	3	261
August	5	340
September	9	402
October	16	
November	59	
December	98	
January	123	
February	167	
March	258	
April	283	
May	283	
June	284	

### QUALITY

	Quantity	Base Number	Contract	AT	Region	England
% of FP17s for the same patient ID Re-attending within 3 months - Children	0	90	0.0%	10.1%	12.1%	11.5%
% of FP17s for the same patient ID Re-attending within 3 months - Adults	0	155	0.0%	13.4%	15.6%	15.4%
% of FP17s for the same patient ID Re-attending between 3 & 9 months - Children	0	90	0.0%	63.4%	61.2%	59.7%
% of FP17s for the same patient ID Re-attending between 3 & 9 months - Adults	0	155	0.0%	56.9%	54.3%	51.7%
% of FP17s for Band 1 Urgent Courses	18	234	7.7%	7.5%	9.1%	9.2%
% of FP17s Relating to Free Repair or Replacements	0	234	0.0%	0.9%	0.9%	0.7%
% of FP17s Relating to Continuations	0	234	0.0%	0.9%	1.0%	0.8%
% of Patients satisfied with the dentistry they have received	0	0	N/A	94.6%	94.4%	93.5%
% of Patients satisfied with the time they had to wait for an appointment	0	0	N/A	86.1%	88.1%	87.4%

\* This is based on patients treated on this contract for their most recent course of treatment.

Figures in italics indicate the base number of FP17s or Patient Questionnaire responses are less than 100. N/A is shown where the base number of responses is less than 10 during the period. % is calculated as Quantity/Base number\*100

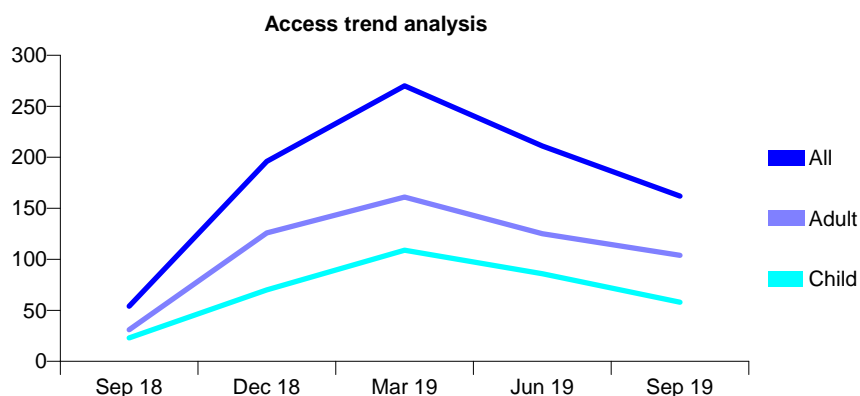
## Q52 - Vital Signs At a Glance Contract Report for 100766/0000 - September 2019

Name or company name	Majid, Elia & O'Donovan
Contract type name	GDS Contract
Purpose of contract	General
Contract start date	01/08/2018
Contract end date	31/03/2021

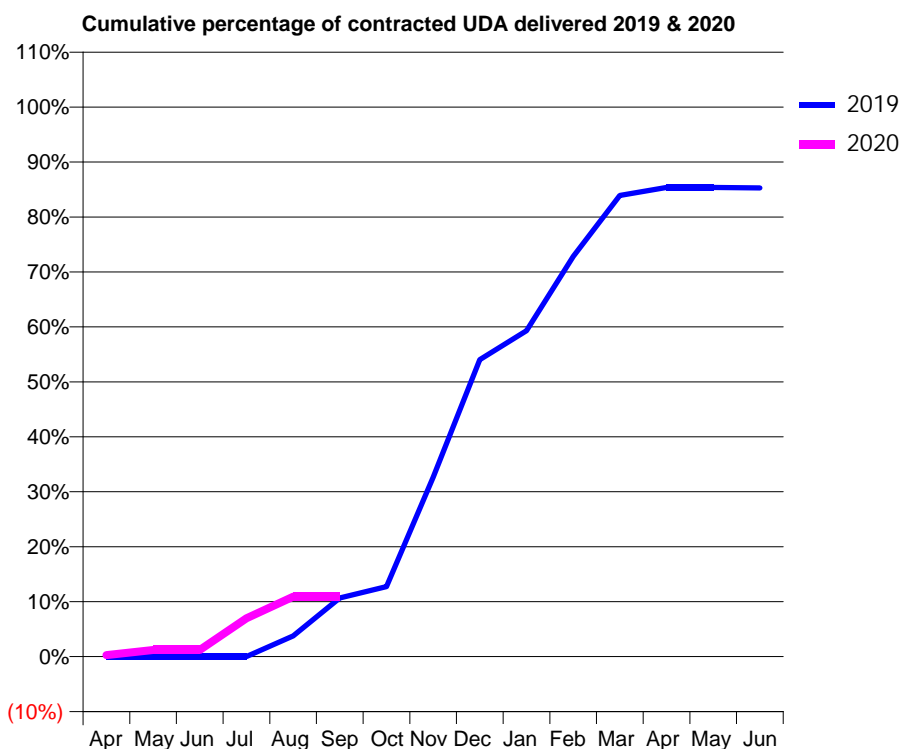
19/20 Contracted general activity (UDA)	1,091
Carry forward general activity (UDA)	0
19/20 Contracted orthodontic activity (UOA)	0
Carry forward orthodontic activity (UOA)	0
Baseline contract value	£30,875.30

### ACCESS\*

Patients seen in 24 months	Total	Change since previous quarter
Quarter ending September 2018	54	
Quarter ending December 2018	196	↑
Quarter ending March 2019	270	↑
Quarter ending June 2019	211	↓
Quarter ending September 2019	162	↓
<b>Variance since September 2018</b>	<b>200.0%</b>	<b>↑</b>



### ACTIVITY



Month	Adjusted Scheduled Activity (UDA)	
	2019	2020
April	0	3
May	0	13
June	0	13
July	0	76
August	41	119
September	117	119
October	139	
November	356	
December	589	
January	647	
February	794	
March	916	
April	932	
May	932	
June	931	

### QUALITY

	Quantity	Base Number	Contract	AT	Region	England
% of FP17s for the same patient ID Re-attending within 3 months - Children	0	15	0.0%	10.1%	12.1%	11.5%
% of FP17s for the same patient ID Re-attending within 3 months - Adults	0	35	0.0%	13.4%	15.6%	15.4%
% of FP17s for the same patient ID Re-attending between 3 & 9 months - Children	2	15	13.3%	63.4%	61.2%	59.7%
% of FP17s for the same patient ID Re-attending between 3 & 9 months - Adults	6	35	17.1%	56.9%	54.3%	51.7%
% of FP17s for Band 1 Urgent Courses	0	43	0.0%	7.5%	9.1%	9.2%
% of FP17s Relating to Free Repair or Replacements	0	43	0.0%	0.9%	0.9%	0.7%
% of FP17s Relating to Continuations	0	43	0.0%	0.9%	1.0%	0.8%
% of Patients satisfied with the dentistry they have received	1	1	N/A	94.6%	94.4%	93.5%
% of Patients satisfied with the time they had to wait for an appointment	1	1	N/A	86.1%	88.1%	87.4%

\* This is based on patients treated on this contract for their most recent course of treatment. Figures in italics indicate the base number of FP17s or Patient Questionnaire responses are less than 100. N/A is shown where the base number of responses is less than 10 during the period. % is calculated as Quantity/Base number\*100

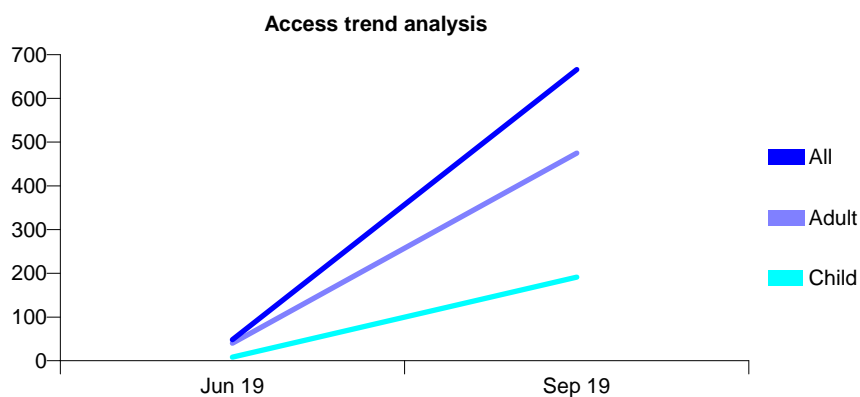
## Q52 - Vital Signs At a Glance Contract Report for 100767/0000 - September 2019

Name or company name	Dr Amjid Siddique
Contract type name	GDS Contract
Purpose of contract	General
Contract start date	01/07/2018
Contract end date	31/03/2021

19/20 Contracted general activity (UDA)	5,326
Carry forward general activity (UDA)	0
19/20 Contracted orthodontic activity (UOA)	0
Carry forward orthodontic activity (UOA)	0
Baseline contract value	£150,725.80

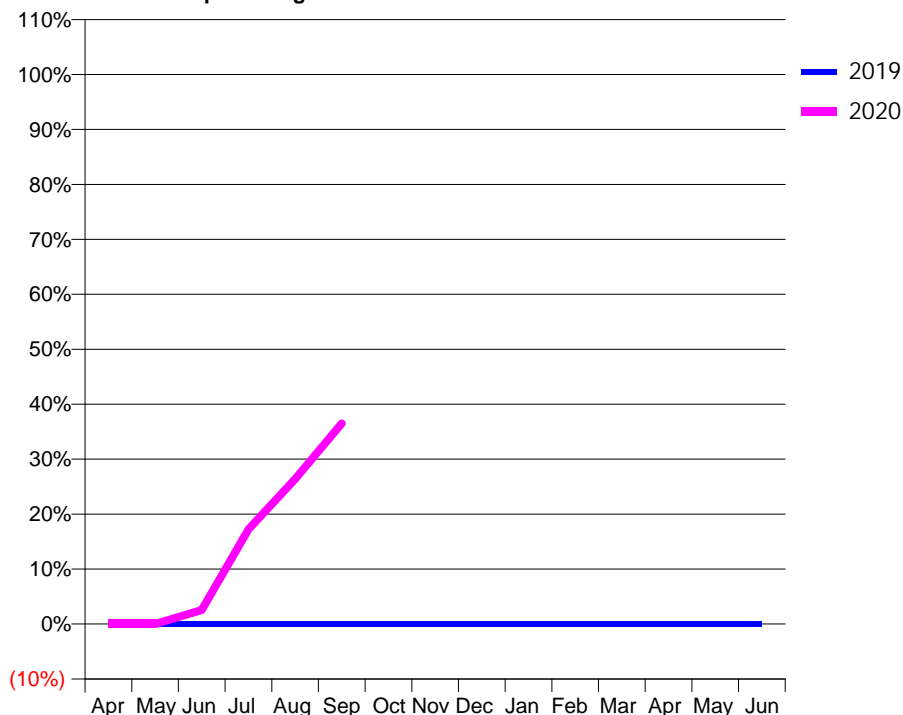
### ACCESS\*

Patients seen in 24 months	Total	Change since previous quarter
Quarter ending September 2018	0	
Quarter ending December 2018	0	
Quarter ending March 2019	0	
Quarter ending June 2019	48	↑
Quarter ending September 2019	666	↑
<b>Variance since September 2018</b>	N/A	



### ACTIVITY

Cumulative percentage of contracted UDA delivered 2019 & 2020



Month	Adjusted Scheduled Activity (UDA)	
	2019	2020
April	0	0
May	0	0
June	0	136
July	0	919
August	0	1,407
September	0	1,944
October	0	
November	0	
December	0	
January	0	
February	0	
March	0	
April	0	
May	0	
June	0	

### QUALITY

	Quantity	Base Number	Contract	AT	Region	England
% of FP17s for the same patient ID Re-attending within 3 months - Children	6	210	2.9%	10.1%	12.1%	11.5%
% of FP17s for the same patient ID Re-attending within 3 months - Adults	38	547	6.9%	13.4%	15.6%	15.4%
% of FP17s for the same patient ID Re-attending between 3 & 9 months - Children	4	210	1.9%	63.4%	61.2%	59.7%
% of FP17s for the same patient ID Re-attending between 3 & 9 months - Adults	6	547	1.1%	56.9%	54.3%	51.7%
% of FP17s for Band 1 Urgent Courses	22	757	2.9%	7.5%	9.1%	9.2%
% of FP17s Relating to Free Repair or Replacements	6	757	0.8%	0.9%	0.9%	0.7%
% of FP17s Relating to Continuations	10	757	1.3%	0.9%	1.0%	0.8%
% of Patients satisfied with the dentistry they have received	0	0	N/A	94.6%	94.4%	93.5%
% of Patients satisfied with the time they had to wait for an appointment	0	0	N/A	86.1%	88.1%	87.4%

\* This is based on patients treated on this contract for their most recent course of treatment. Figures in italics indicate the base number of FP17s or Patient Questionnaire responses are less than 100. N/A is shown where the base number of responses is less than 10 during the period. % is calculated as Quantity/Base number\*100

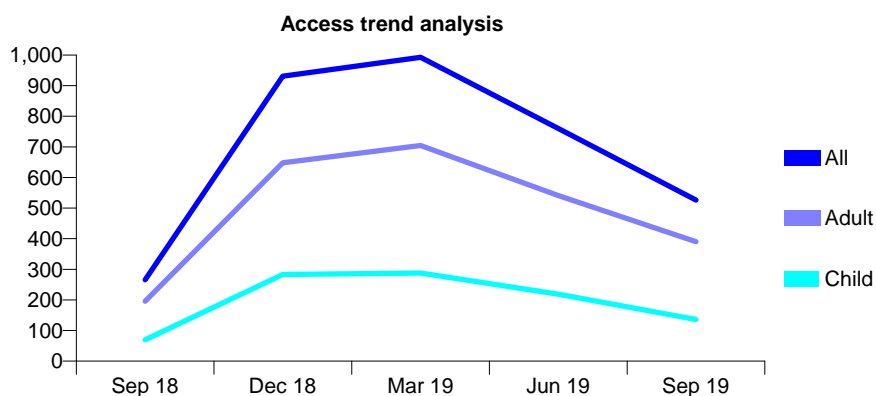
## Q52 - Vital Signs At a Glance Contract Report for 100768/0000 - September 2019

Name or company name	Genix Healthcare Ltd
Contract type name	GDS Contract
Purpose of contract	General
Contract start date	01/07/2018
Contract end date	31/03/2021

19/20 Contracted general activity (UDA)	9,660
Carry forward general activity (UDA)	0
19/20 Contracted orthodontic activity (UOA)	0
Carry forward orthodontic activity (UOA)	0
Baseline contract value	£273,378.00

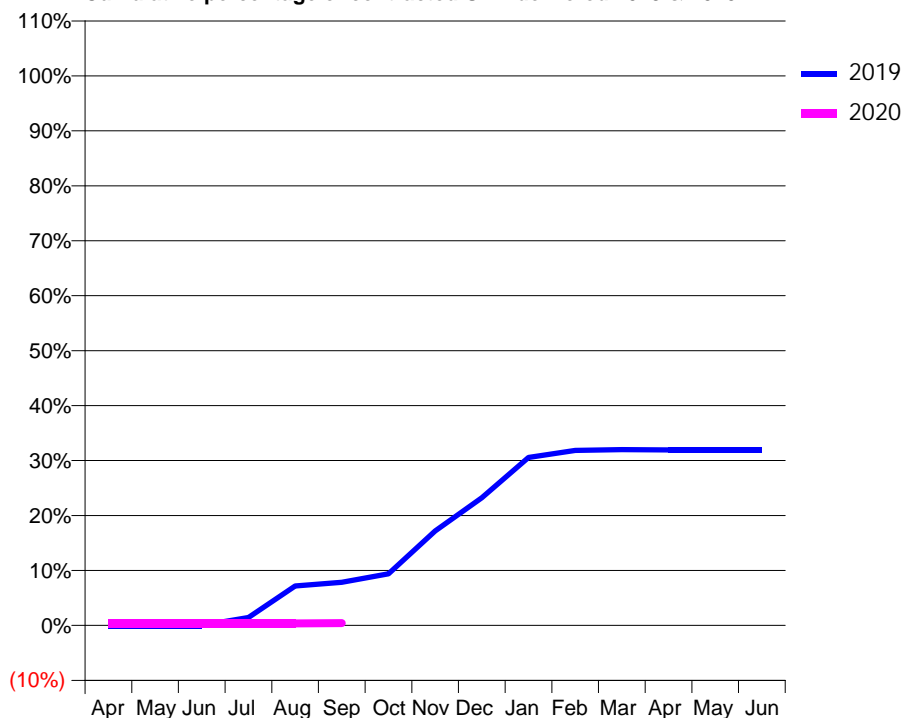
### ACCESS\*

Patients seen in 24 months	Total	Change since previous quarter
Quarter ending September 2018	266	
Quarter ending December 2018	931	↑
Quarter ending March 2019	993	↑
Quarter ending June 2019	760	↓
Quarter ending September 2019	526	↓
<b>Variance since September 2018</b>	<b>97.7%</b>	<b>↑</b>



### ACTIVITY

Cumulative percentage of contracted UDA delivered 2019 & 2020



Adjusted Scheduled Activity (UDA)

Month	2019	2020
April	0	36
May	0	36
June	0	36
July	139	37
August	692	37
September	759	41
October	909	
November	1,660	
December	2,245	
January	2,953	
February	3,077	
March	3,091	
April	3,085	
May	3,085	
June	3,084	

### QUALITY

	Quantity	Base Number	Contract	AT	Region	England
% of FP17s for the same patient ID Re-attending within 3 months - Children	0	10	0.0%	10.1%	12.1%	11.5%
% of FP17s for the same patient ID Re-attending within 3 months - Adults	0	16	0.0%	13.4%	15.6%	15.4%
% of FP17s for the same patient ID Re-attending between 3 & 9 months - Children	2	10	20.0%	63.4%	61.2%	59.7%
% of FP17s for the same patient ID Re-attending between 3 & 9 months - Adults	1	16	6.3%	56.9%	54.3%	51.7%
% of FP17s for Band 1 Urgent Courses	1	29	3.4%	7.5%	9.1%	9.2%
% of FP17s Relating to Free Repair or Replacements	0	29	0.0%	0.9%	0.9%	0.7%
% of FP17s Relating to Continuations	0	29	0.0%	0.9%	1.0%	0.8%
% of Patients satisfied with the dentistry they have received	1	1	N/A	94.6%	94.4%	93.5%
% of Patients satisfied with the time they had to wait for an appointment	1	1	N/A	86.1%	88.1%	87.4%

\* This is based on patients treated on this contract for their most recent course of treatment.

Figures in italics indicate the base number of FP17s or Patient Questionnaire responses are less than 100. N/A is shown where the base number of responses is less than 10 during the period. % is calculated as Quantity/Base number\*100

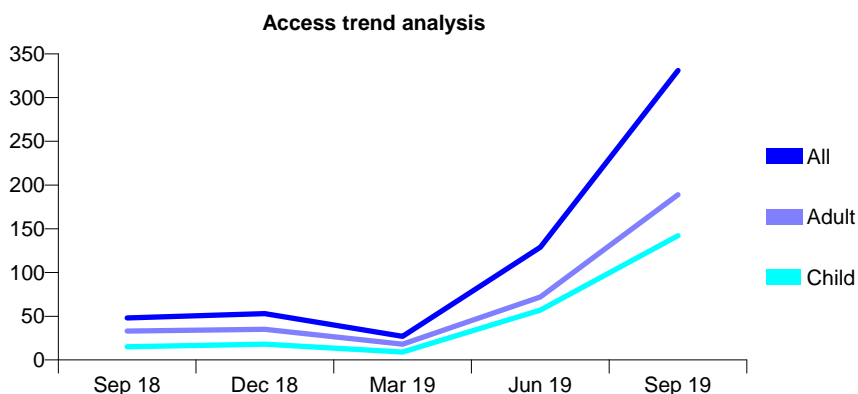
## Q52 - Vital Signs At a Glance Contract Report for 100771/0000 - September 2019

Name or company name	Shaw & Associates Dental Surgeons Ltd
Contract type name	GDS Contract
Purpose of contract	General
Contract start date	01/07/2018
Contract end date	31/03/2021

19/20 Contracted general activity (UDA)	4,311
Carry forward general activity (UDA)	0
19/20 Contracted orthodontic activity (UOA)	0
Carry forward orthodontic activity (UOA)	0
Baseline contract value	£122,001.30

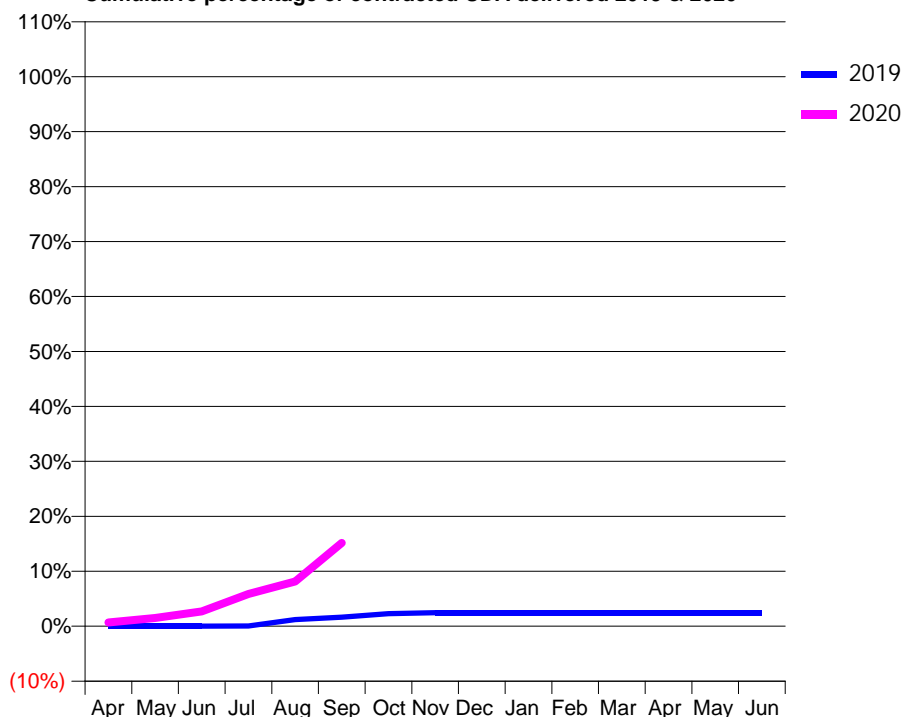
### ACCESS\*

Patients seen in 24 months	Total	Change since previous quarter
Quarter ending September 2018	48	
Quarter ending December 2018	53	↑
Quarter ending March 2019	27	↓
Quarter ending June 2019	129	↑
Quarter ending September 2019	331	↑
<b>Variance since September 2018</b>	<b>589.6%</b>	<b>↑</b>



### ACTIVITY

Cumulative percentage of contracted UDA delivered 2019 & 2020



Adjusted Scheduled Activity (UDA)

Month	2019	2020
April	0	30
May	0	65
June	0	117
July	4	253
August	71	351
September	96	653
October	133	
November	143	
December	143	
January	143	
February	143	
March	143	
April	143	
May	143	
June	143	

### QUALITY

	Quantity	Base Number	Contract	AT	Region	England
% of FP17s for the same patient ID Re-attending within 3 months - Children	3	145	2.1%	10.1%	12.1%	11.5%
% of FP17s for the same patient ID Re-attending within 3 months - Adults	3	186	1.6%	13.4%	15.6%	15.4%
% of FP17s for the same patient ID Re-attending between 3 & 9 months - Children	2	145	1.4%	63.4%	61.2%	59.7%
% of FP17s for the same patient ID Re-attending between 3 & 9 months - Adults	2	186	1.1%	56.9%	54.3%	51.7%
% of FP17s for Band 1 Urgent Courses	20	331	6.0%	7.5%	9.1%	9.2%
% of FP17s Relating to Free Repair or Replacements	3	331	0.9%	0.9%	0.9%	0.7%
% of FP17s Relating to Continuations	5	331	1.5%	0.9%	1.0%	0.8%
% of Patients satisfied with the dentistry they have received	0	0	N/A	94.6%	94.4%	93.5%
% of Patients satisfied with the time they had to wait for an appointment	0	0	N/A	86.1%	88.1%	87.4%

\* This is based on patients treated on this contract for their most recent course of treatment.

Figures in italics indicate the base number of FP17s or Patient Questionnaire responses are less than 100. N/A is shown where the base number of responses is less than 10 during the period. % is calculated as Quantity/Base number\*100

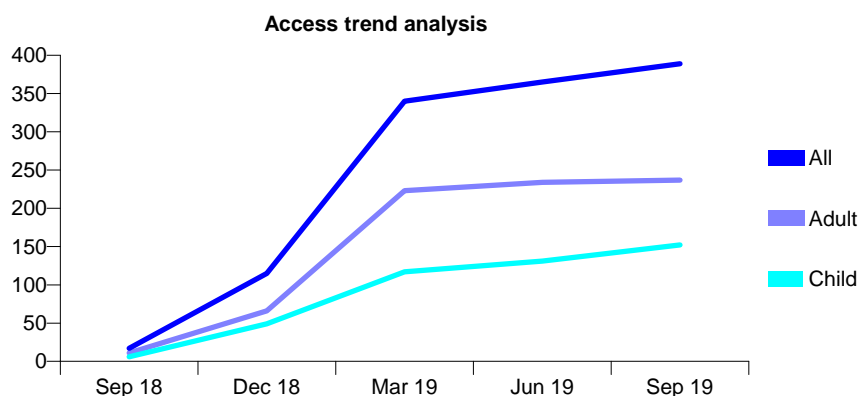
## Q52 - Vital Signs At a Glance Contract Report for 100773/0000 - September 2019

Name or company name	Ripponden Dental Care Ltd
Contract type name	GDS Contract
Purpose of contract	General
Contract start date	01/07/2018
Contract end date	31/03/2021

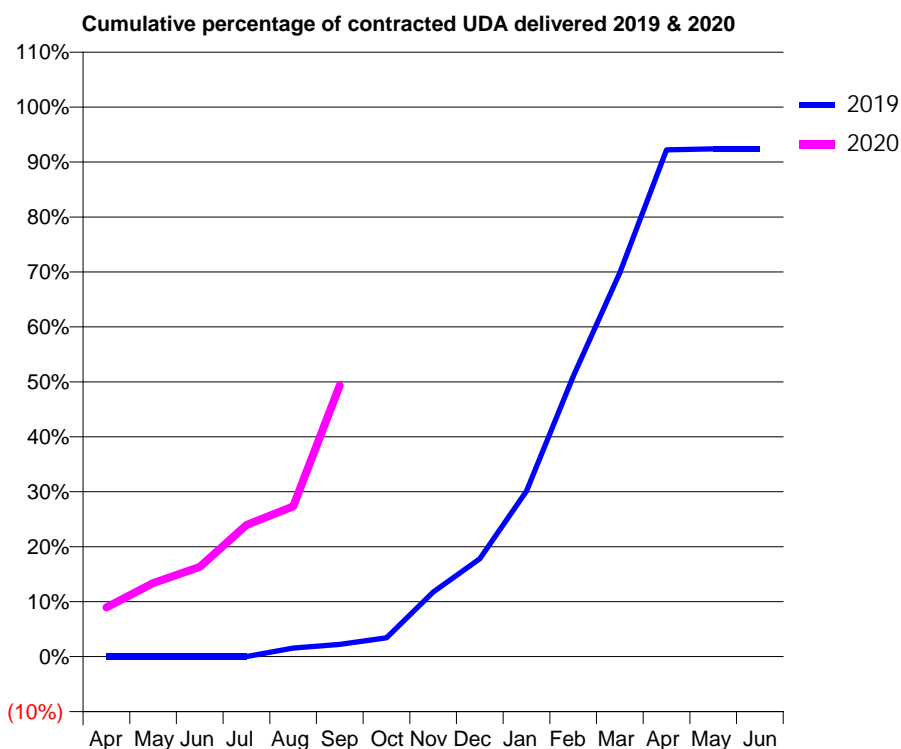
19/20 Contracted general activity (UDA)	1,093
Carry forward general activity (UDA)	0
19/20 Contracted orthodontic activity (UOA)	0
Carry forward orthodontic activity (UOA)	0
Baseline contract value	£30,931.90

### ACCESS\*

Patients seen in 24 months	Total	Change since previous quarter
Quarter ending September 2018	17	
Quarter ending December 2018	115	↑
Quarter ending March 2019	340	↑
Quarter ending June 2019	365	↑
Quarter ending September 2019	389	↑
<b>Variance since September 2018</b>	<b>2188.2%</b>	<b>↑</b>



### ACTIVITY



Month	Adjusted Scheduled Activity (UDA)	
	2019	2020
April	0	98
May	0	146
June	0	178
July	0	262
August	17	299
September	24	539
October	37	
November	128	
December	195	
January	329	
February	557	
March	764	
April	1,008	
May	1,010	
June	1,010	

### QUALITY

	Quantity	Base Number	Contract	AT	Region	England
% of FP17s for the same patient ID Re-attending within 3 months - Children	1	102	1.0%	10.1%	12.1%	11.5%
% of FP17s for the same patient ID Re-attending within 3 months - Adults	7	195	3.6%	13.4%	15.6%	15.4%
% of FP17s for the same patient ID Re-attending between 3 & 9 months - Children	13	102	12.7%	63.4%	61.2%	59.7%
% of FP17s for the same patient ID Re-attending between 3 & 9 months - Adults	27	195	13.8%	56.9%	54.3%	51.7%
% of FP17s for Band 1 Urgent Courses	22	255	8.6%	7.5%	9.1%	9.2%
% of FP17s Relating to Free Repair or Replacements	2	255	0.8%	0.9%	0.9%	0.7%
% of FP17s Relating to Continuations	5	255	2.0%	0.9%	1.0%	0.8%
% of Patients satisfied with the dentistry they have received	0	0	N/A	94.6%	94.4%	93.5%
% of Patients satisfied with the time they had to wait for an appointment	0	0	N/A	86.1%	88.1%	87.4%

\* This is based on patients treated on this contract for their most recent course of treatment. Figures in italics indicate the base number of FP17s or Patient Questionnaire responses are less than 100. N/A is shown where the base number of responses is less than 10 during the period. % is calculated as Quantity/Base number\*100



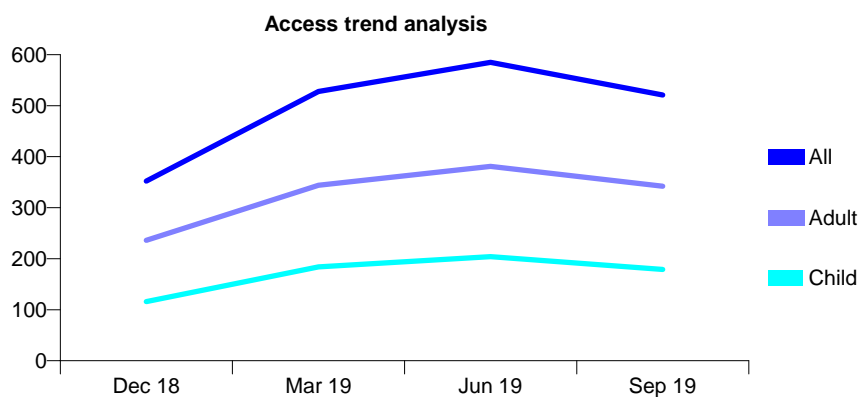
## Q52 - Vital Signs At a Glance Contract Report for 100774/0000 - September 2019

Name or company name	MR NT SALEEM
Contract type name	PDS Contract
Purpose of contract	General
Contract start date	01/07/2018
Contract end date	31/03/2021

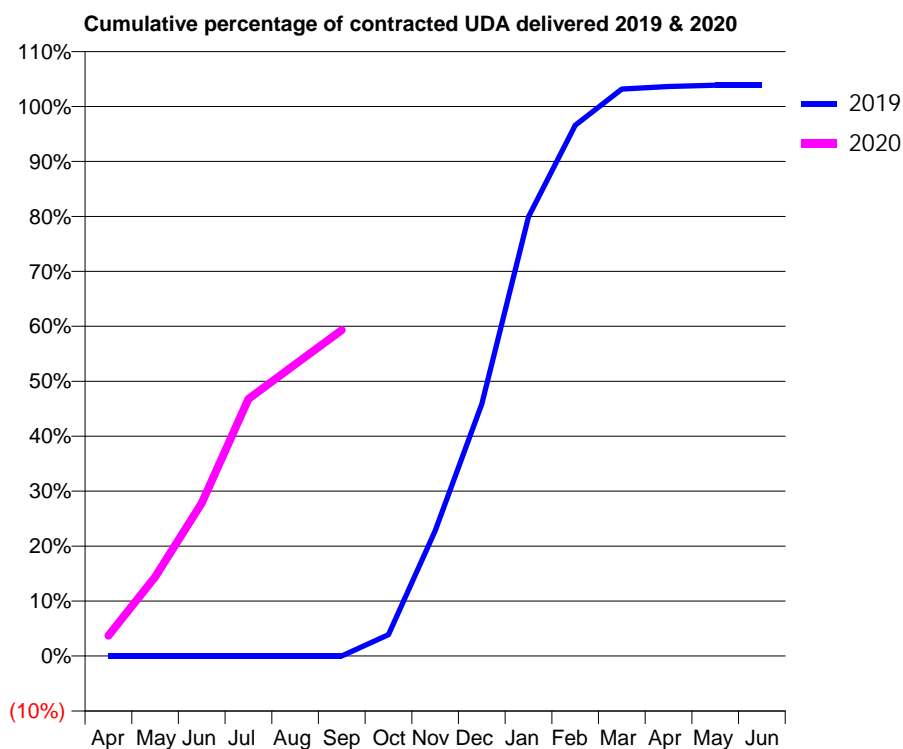
19/20 Contracted general activity (UDA)	1,303
Carry forward general activity (UDA)	0
19/20 Contracted orthodontic activity (UOA)	0
Carry forward orthodontic activity (UOA)	0
Baseline contract value	£36,874.90

### ACCESS\*

Patients seen in 24 months	Total	Change since previous quarter
Quarter ending September 2018	0	
Quarter ending December 2018	352	↑
Quarter ending March 2019	528	↑
Quarter ending June 2019	585	↑
Quarter ending September 2019	521	↓
<b>Variance since September 2018</b>	N/A	



### ACTIVITY



Month	Adjusted Scheduled Activity (UDA)	
	2019	2020
April	0	48
May	0	188
June	0	363
July	0	609
August	0	692
September	0	773
October	51	
November	297	
December	598	
January	1,041	
February	1,258	
March	1,344	
April	1,350	
May	1,353	
June	1,353	

### QUALITY

	Quantity	Base Number	Contract	AT	Region	England
% of FP17s for the same patient ID Re-attending within 3 months - Children	0	106	0.0%	10.1%	12.1%	11.5%
% of FP17s for the same patient ID Re-attending within 3 months - Adults	6	201	3.0%	13.4%	15.6%	15.4%
% of FP17s for the same patient ID Re-attending between 3 & 9 months - Children	13	106	12.3%	63.4%	61.2%	59.7%
% of FP17s for the same patient ID Re-attending between 3 & 9 months - Adults	16	201	8.0%	56.9%	54.3%	51.7%
% of FP17s for Band 1 Urgent Courses	24	305	7.9%	7.5%	9.1%	9.2%
% of FP17s Relating to Free Repair or Replacements	0	305	0.0%	0.9%	0.9%	0.7%
% of FP17s Relating to Continuations	1	305	0.3%	0.9%	1.0%	0.8%
% of Patients satisfied with the dentistry they have received	0	0	N/A	94.6%	94.4%	93.5%
% of Patients satisfied with the time they had to wait for an appointment	0	0	N/A	86.1%	88.1%	87.4%

\* This is based on patients treated on this contract for their most recent course of treatment. Figures in italics indicate the base number of FP17s or Patient Questionnaire responses are less than 100. N/A is shown where the base number of responses is less than 10 during the period. % is calculated as Quantity/Base number\*100

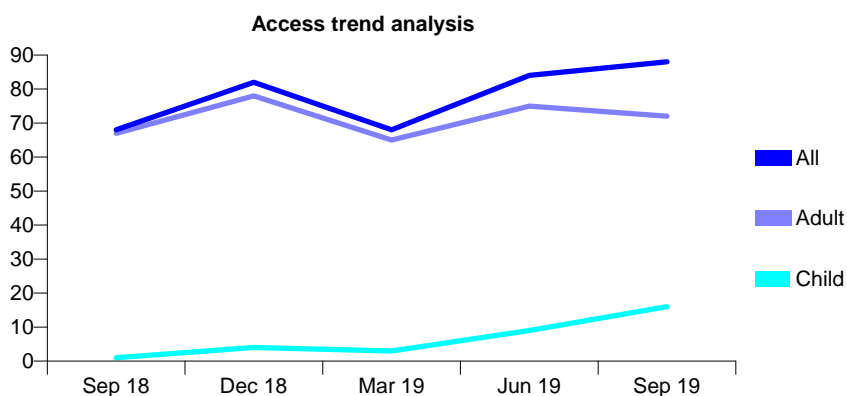
## Q52 - Vital Signs At a Glance Contract Report for 100775/0000 - September 2019

Name or company name	Bridge Street Dental Practice
Contract type name	GDS Contract
Purpose of contract	General
Contract start date	01/07/2018
Contract end date	31/03/2021

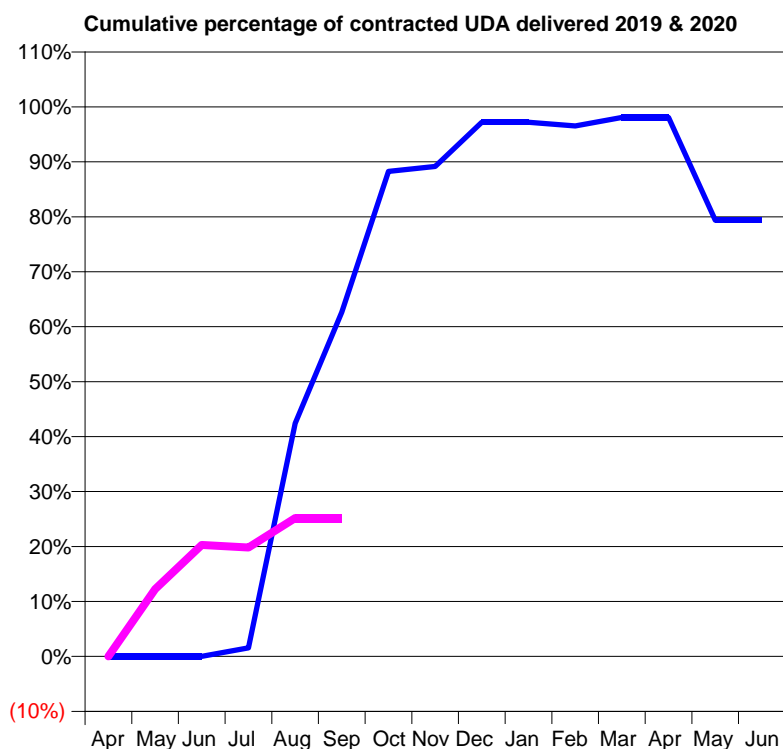
19/20 Contracted general activity (UDA)	449
Carry forward general activity (UDA)	0
19/20 Contracted orthodontic activity (UOA)	0
Carry forward orthodontic activity (UOA)	0
Baseline contract value	£12,706.70

### ACCESS\*

Patients seen in 24 months	Total	Change since previous quarter
Quarter ending September 2018	68	
Quarter ending December 2018	82	↑
Quarter ending March 2019	68	↓
Quarter ending June 2019	84	↑
Quarter ending September 2019	88	↑
<b>Variance since September 2018</b>	<b>29.4%</b>	<b>↑</b>



### ACTIVITY



Month	2019	2020
April	0	0
May	0	55
June	0	91
July	7	89
August	190	113
September	281	113
October	396	
November	400	
December	436	
January	436	
February	433	
March	440	
April	440	
May	356	
June	356	

### QUALITY

	Quantity	Base Number	Contract	AT	Region	England
% of FP17s for the same patient ID Re-attending within 3 months - Children	0	19	0.0%	10.1%	12.1%	11.5%
% of FP17s for the same patient ID Re-attending within 3 months - Adults	(-1)	19	(5.3%)	13.4%	15.6%	15.4%
% of FP17s for the same patient ID Re-attending between 3 & 9 months - Children	0	19	0.0%	63.4%	61.2%	59.7%
% of FP17s for the same patient ID Re-attending between 3 & 9 months - Adults	0	19	0.0%	56.9%	54.3%	51.7%
% of FP17s for Band 1 Urgent Courses	0	45	0.0%	7.5%	9.1%	9.2%
% of FP17s Relating to Free Repair or Replacements	0	45	0.0%	0.9%	0.9%	0.7%
% of FP17s Relating to Continuations	1	45	2.2%	0.9%	1.0%	0.8%
% of Patients satisfied with the dentistry they have received	0	0	N/A	94.6%	94.4%	93.5%
% of Patients satisfied with the time they had to wait for an appointment	0	0	N/A	86.1%	88.1%	87.4%

\* This is based on patients treated on this contract for their most recent course of treatment. Figures in italics indicate the base number of FP17s or Patient Questionnaire responses are less than 100. N/A is shown where the base number of responses is less than 10 during the period. % is calculated as Quantity/Base number\*100

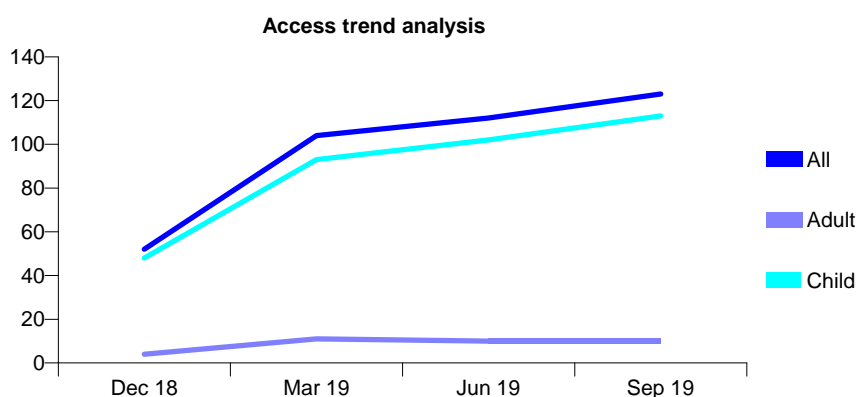
## Q52 - Vital Signs At a Glance Contract Report for 100776/0000 - September 2019

Name or company name	MRS PK GREWAL
Contract type name	GDS Contract
Purpose of contract	General
Contract start date	01/07/2018
Contract end date	31/03/2021

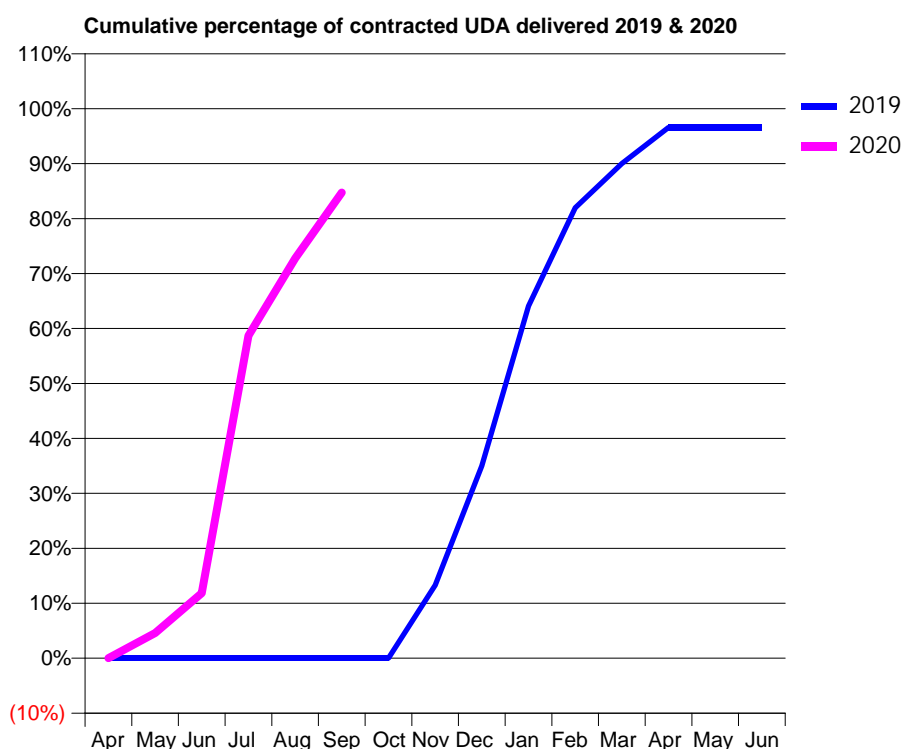
19/20 Contracted general activity (UDA)	152
Carry forward general activity (UDA)	0
19/20 Contracted orthodontic activity (UOA)	0
Carry forward orthodontic activity (UOA)	0
Baseline contract value	£4,301.60

### ACCESS\*

Patients seen in 24 months	Total	Change since previous quarter
Quarter ending September 2018	0	
Quarter ending December 2018	52	↑
Quarter ending March 2019	104	↑
Quarter ending June 2019	112	↑
Quarter ending September 2019	123	↑
<b>Variance since September 2018</b>	N/A	



### ACTIVITY



Month	Adjusted Scheduled Activity (UDA)	
	2019	2020
April	0	0
May	0	7
June	0	18
July	0	89
August	0	111
September	0	129
October	0	
November	20	
December	53	
January	97	
February	125	
March	137	
April	147	
May	147	
June	147	

### QUALITY

	Quantity	Base Number	Contract	AT	Region	England
% of FP17s for the same patient ID Re-attending within 3 months - Children	2	114	1.8%	10.1%	12.1%	11.5%
% of FP17s for the same patient ID Re-attending within 3 months - Adults	1	5	20.0%	13.4%	15.6%	15.4%
% of FP17s for the same patient ID Re-attending between 3 & 9 months - Children	59	114	51.8%	63.4%	61.2%	59.7%
% of FP17s for the same patient ID Re-attending between 3 & 9 months - Adults	2	5	40.0%	56.9%	54.3%	51.7%
% of FP17s for Band 1 Urgent Courses	4	111	3.6%	7.5%	9.1%	9.2%
% of FP17s Relating to Free Repair or Replacements	0	111	0.0%	0.9%	0.9%	0.7%
% of FP17s Relating to Continuations	0	111	0.0%	0.9%	1.0%	0.8%
% of Patients satisfied with the dentistry they have received	0	0	N/A	94.6%	94.4%	93.5%
% of Patients satisfied with the time they had to wait for an appointment	0	0	N/A	86.1%	88.1%	87.4%

\* This is based on patients treated on this contract for their most recent course of treatment.

Figures in italics indicate the base number of FP17s or Patient Questionnaire responses are less than 100. N/A is shown where the base number of responses is less than 10 during the period. % is calculated as Quantity/Base number\*100

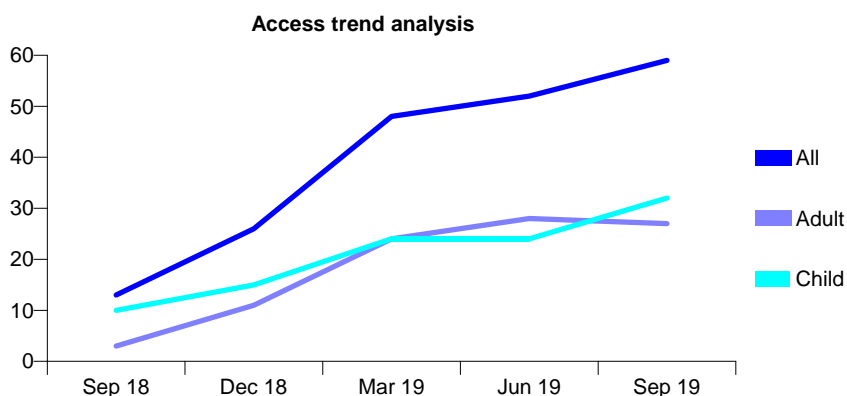
## Q52 - Vital Signs At a Glance Contract Report for 100777/0000 - September 2019

Name or company name	Kaushal & Kaushal
Contract type name	GDS Contract
Purpose of contract	General
Contract start date	01/07/2018
Contract end date	31/03/2021

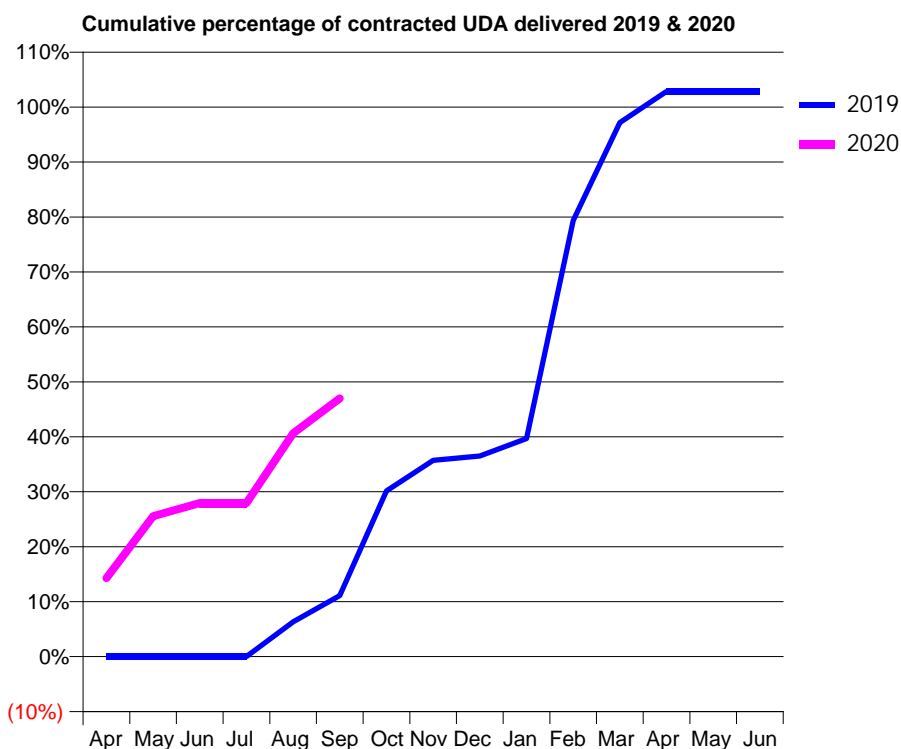
19/20 Contracted general activity (UDA)	126
Carry forward general activity (UDA)	0
19/20 Contracted orthodontic activity (UOA)	0
Carry forward orthodontic activity (UOA)	0
Baseline contract value	£3,565.80

### ACCESS\*

Patients seen in 24 months	Total	Change since previous quarter
Quarter ending September 2018	13	
Quarter ending December 2018	26	↑
Quarter ending March 2019	48	↑
Quarter ending June 2019	52	↑
Quarter ending September 2019	59	↑
<b>Variance since September 2018</b>	<b>353.8%</b>	<b>↑</b>



### ACTIVITY



Month	Adjusted Scheduled Activity (UDA)	
	2019	2020
April	0	18
May	0	32
June	0	35
July	0	35
August	8	51
September	14	59
October	38	
November	45	
December	46	
January	50	
February	100	
March	122	
April	130	
May	130	
June	130	

### QUALITY

	Quantity	Base Number	Contract	AT	Region	England
% of FP17s for the same patient ID Re-attending within 3 months - Children	2	21	9.5%	10.1%	12.1%	11.5%
% of FP17s for the same patient ID Re-attending within 3 months - Adults	0	18	0.0%	13.4%	15.6%	15.4%
% of FP17s for the same patient ID Re-attending between 3 & 9 months - Children	5	21	23.8%	63.4%	61.2%	59.7%
% of FP17s for the same patient ID Re-attending between 3 & 9 months - Adults	0	18	0.0%	56.9%	54.3%	51.7%
% of FP17s for Band 1 Urgent Courses	1	34	2.9%	7.5%	9.1%	9.2%
% of FP17s Relating to Free Repair or Replacements	0	34	0.0%	0.9%	0.9%	0.7%
% of FP17s Relating to Continuations	1	34	2.9%	0.9%	1.0%	0.8%
% of Patients satisfied with the dentistry they have received	0	0	N/A	94.6%	94.4%	93.5%
% of Patients satisfied with the time they had to wait for an appointment	0	0	N/A	86.1%	88.1%	87.4%

\* This is based on patients treated on this contract for their most recent course of treatment. Figures in italics indicate the base number of FP17s or Patient Questionnaire responses are less than 100. N/A is shown where the base number of responses is less than 10 during the period. % is calculated as Quantity/Base number\*100

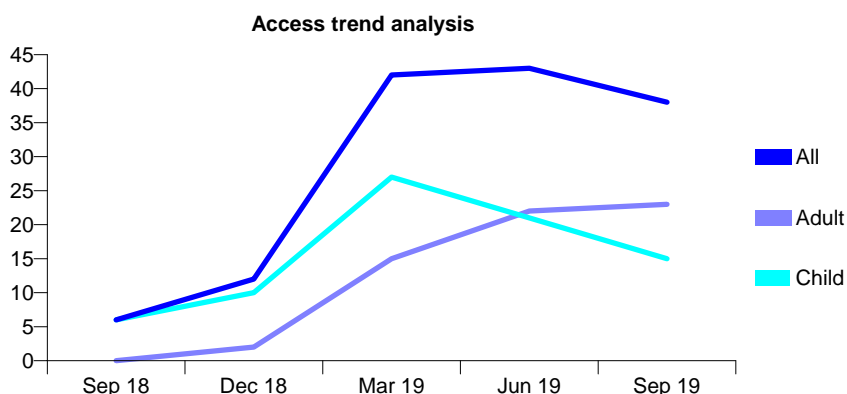
## Q52 - Vital Signs At a Glance Contract Report for 100778/0000 - September 2019

Name or company name	Kaushal & Kaushal
Contract type name	GDS Contract
Purpose of contract	General
Contract start date	01/07/2018
Contract end date	31/03/2021

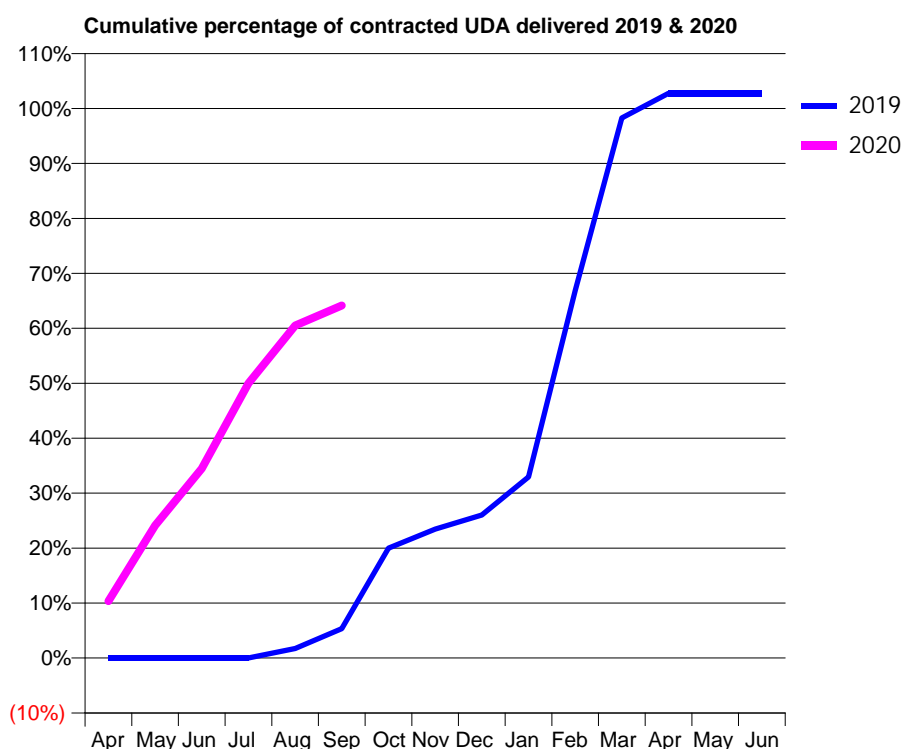
19/20 Contracted general activity (UDA)	116
Carry forward general activity (UDA)	0
19/20 Contracted orthodontic activity (UOA)	0
Carry forward orthodontic activity (UOA)	0
Baseline contract value	£3,282.80

### ACCESS\*

Patients seen in 24 months	Total	Change since previous quarter
Quarter ending September 2018	6	
Quarter ending December 2018	12	↑
Quarter ending March 2019	42	↑
Quarter ending June 2019	43	↑
Quarter ending September 2019	38	↓
<b>Variance since September 2018</b>	<b>533.3%</b>	<b>↑</b>



### ACTIVITY



Month	Adjusted Scheduled Activity (UDA)	
	2019	2020
April	0	12
May	0	28
June	0	40
July	0	58
August	2	70
September	6	74
October	23	
November	27	
December	30	
January	38	
February	78	
March	114	
April	119	
May	119	
June	119	

### QUALITY

	Quantity	Base Number	Contract	AT	Region	England
% of FP17s for the same patient ID Re-attending within 3 months - Children	1	4	25.0%	10.1%	12.1%	11.5%
% of FP17s for the same patient ID Re-attending within 3 months - Adults	2	24	8.3%	13.4%	15.6%	15.4%
% of FP17s for the same patient ID Re-attending between 3 & 9 months - Children	1	4	25.0%	63.4%	61.2%	59.7%
% of FP17s for the same patient ID Re-attending between 3 & 9 months - Adults	0	24	0.0%	56.9%	54.3%	51.7%
% of FP17s for Band 1 Urgent Courses	2	25	8.0%	7.5%	9.1%	9.2%
% of FP17s Relating to Free Repair or Replacements	0	25	0.0%	0.9%	0.9%	0.7%
% of FP17s Relating to Continuations	1	25	4.0%	0.9%	1.0%	0.8%
% of Patients satisfied with the dentistry they have received	0	0	N/A	94.6%	94.4%	93.5%
% of Patients satisfied with the time they had to wait for an appointment	0	0	N/A	86.1%	88.1%	87.4%

\* This is based on patients treated on this contract for their most recent course of treatment. Figures in italics indicate the base number of FP17s or Patient Questionnaire responses are less than 100. N/A is shown where the base number of responses is less than 10 during the period. % is calculated as Quantity/Base number\*100

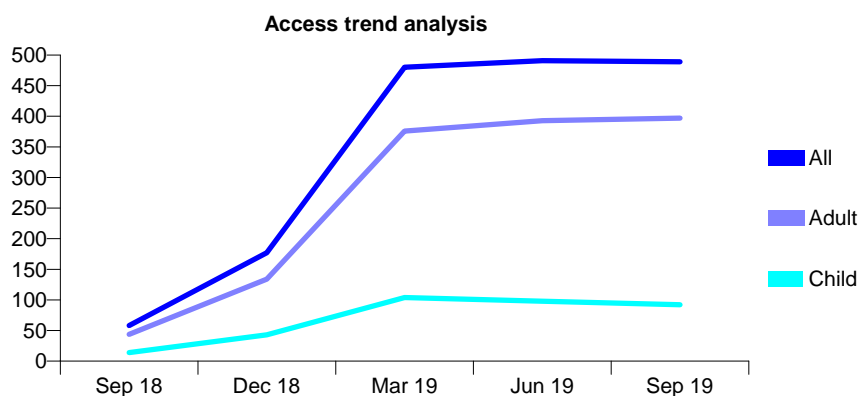
## Q52 - Vital Signs At a Glance Contract Report for 100779/0000 - September 2019

Name or company name	MR A HUSSAIN
Contract type name	GDS Contract
Purpose of contract	General
Contract start date	01/07/2018
Contract end date	31/03/2021

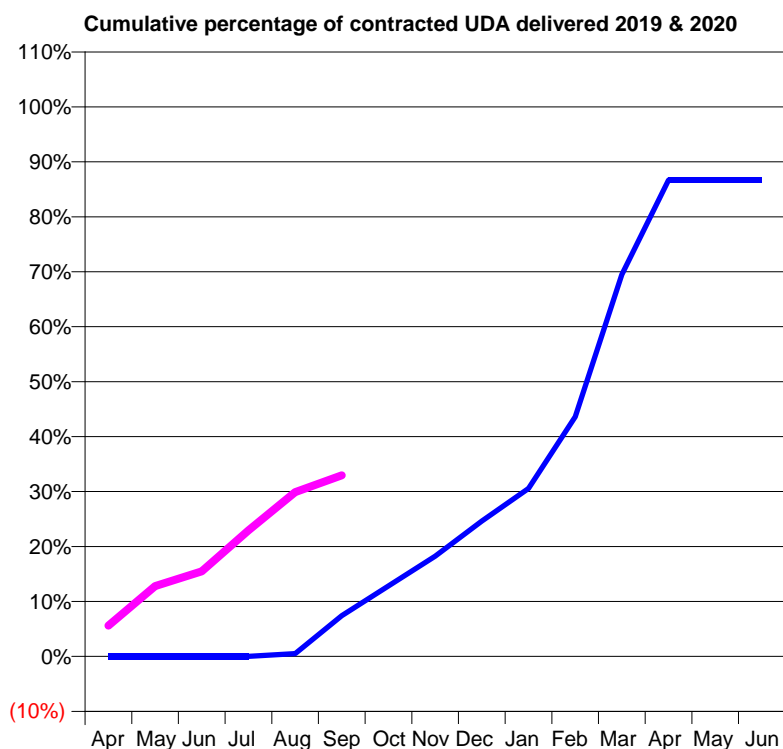
19/20 Contracted general activity (UDA)	2,079
Carry forward general activity (UDA)	0
19/20 Contracted orthodontic activity (UOA)	0
Carry forward orthodontic activity (UOA)	0
Baseline contract value	£58,835.70

### ACCESS\*

Patients seen in 24 months	Total	Change since previous quarter
Quarter ending September 2018	58	
Quarter ending December 2018	177	↑
Quarter ending March 2019	480	↑
Quarter ending June 2019	491	↑
Quarter ending September 2019	489	→
<b>Variance since September 2018</b>	<b>743.1%</b>	<b>↑</b>



### ACTIVITY



Month	2019	2020
April	0	117
May	0	266
June	0	322
July	0	477
August	11	622
September	154	685
October	267	
November	380	
December	512	
January	636	
February	907	
March	1,444	
April	1,802	
May	1,802	
June	1,802	

### QUALITY

	Quantity	Base Number	Contract	AT	Region	England
% of FP17s for the same patient ID Re-attending within 3 months - Children	1	61	1.6%	10.1%	12.1%	11.5%
% of FP17s for the same patient ID Re-attending within 3 months - Adults	2	262	0.8%	13.4%	15.6%	15.4%
% of FP17s for the same patient ID Re-attending between 3 & 9 months - Children	0	61	0.0%	63.4%	61.2%	59.7%
% of FP17s for the same patient ID Re-attending between 3 & 9 months - Adults	3	262	1.1%	56.9%	54.3%	51.7%
% of FP17s for Band 1 Urgent Courses	2	191	1.0%	7.5%	9.1%	9.2%
% of FP17s Relating to Free Repair or Replacements	0	191	0.0%	0.9%	0.9%	0.7%
% of FP17s Relating to Continuations	0	191	0.0%	0.9%	1.0%	0.8%
% of Patients satisfied with the dentistry they have received	0	0	N/A	94.6%	94.4%	93.5%
% of Patients satisfied with the time they had to wait for an appointment	0	0	N/A	86.1%	88.1%	87.4%

\* This is based on patients treated on this contract for their most recent course of treatment. Figures in italics indicate the base number of FP17s or Patient Questionnaire responses are less than 100. N/A is shown where the base number of responses is less than 10 during the period. % is calculated as Quantity/Base number\*100

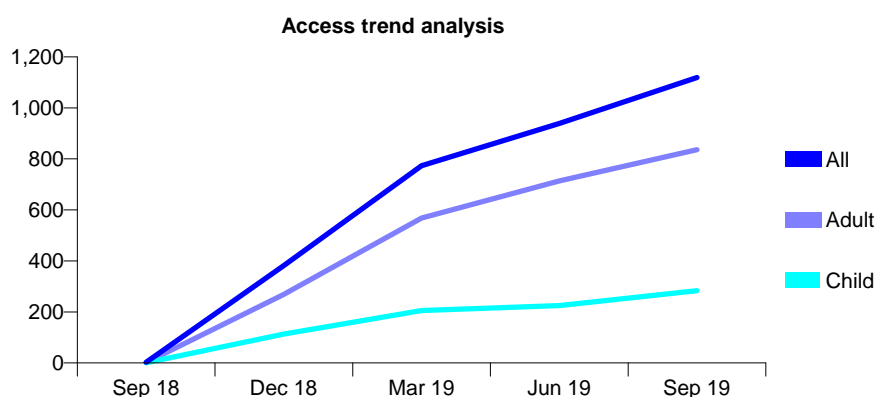
## Q52 - Vital Signs At a Glance Contract Report for 100780/0000 - September 2019

Name or company name	Carnegie Dental Clinic Ltd
Contract type name	GDS Contract
Purpose of contract	General
Contract start date	01/07/2018
Contract end date	31/03/2021

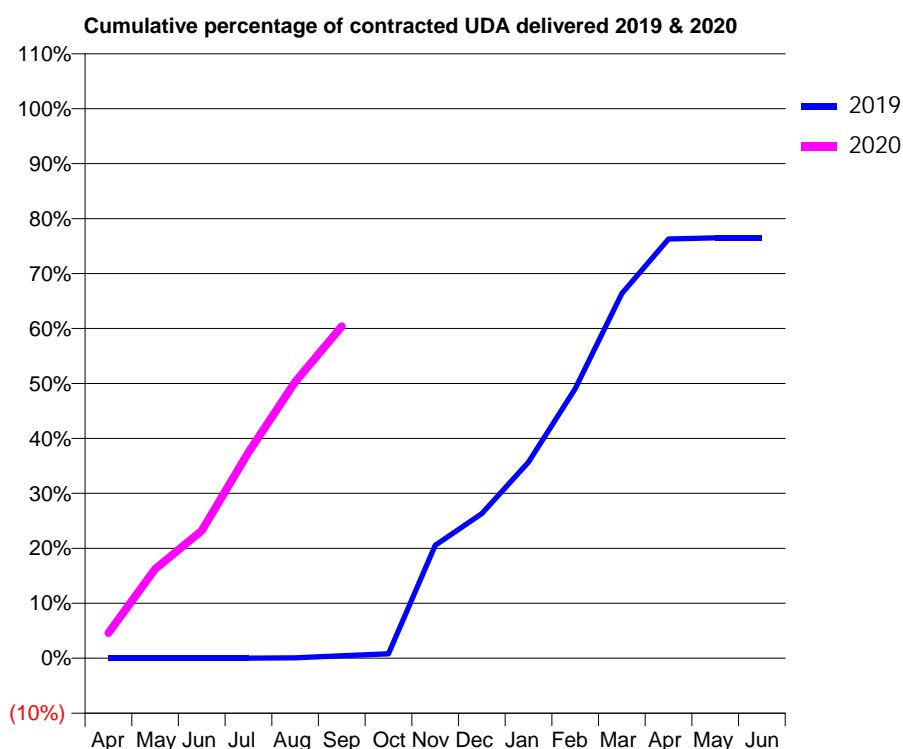
19/20 Contracted general activity (UDA)	4,016
Carry forward general activity (UDA)	0
19/20 Contracted orthodontic activity (UOA)	0
Carry forward orthodontic activity (UOA)	0
Baseline contract value	£113,652.80

### ACCESS\*

Patients seen in 24 months	Total	Change since previous quarter
Quarter ending September 2018	3	
Quarter ending December 2018	382	↑
Quarter ending March 2019	773	↑
Quarter ending June 2019	939	↑
Quarter ending September 2019	1,119	↑
<b>Variance since September 2018</b>	<b>37200.0%</b>	<b>↑</b>



### ACTIVITY



Month	2019	2020
April	0	185
May	0	652
June	0	931
July	0	1,504
August	3	2,019
September	18	2,425
October	33	-
November	825	-
December	1,057	-
January	1,433	-
February	1,970	-
March	2,665	-
April	3,063	-
May	3,071	-
June	3,071	-

### QUALITY

	Quantity	Base Number	Contract	AT	Region	England
% of FP17s for the same patient ID Re-attending within 3 months - Children	23	266	8.6%	10.1%	12.1%	11.5%
% of FP17s for the same patient ID Re-attending within 3 months - Adults	134	790	17.0%	13.4%	15.6%	15.4%
% of FP17s for the same patient ID Re-attending between 3 & 9 months - Children	122	266	45.9%	63.4%	61.2%	59.7%
% of FP17s for the same patient ID Re-attending between 3 & 9 months - Adults	304	790	38.5%	56.9%	54.3%	51.7%
% of FP17s for Band 1 Urgent Courses	121	931	13.0%	7.5%	9.1%	9.2%
% of FP17s Relating to Free Repair or Replacements	7	931	0.8%	0.9%	0.9%	0.7%
% of FP17s Relating to Continuations	7	931	0.8%	0.9%	1.0%	0.8%
% of Patients satisfied with the dentistry they have received	1	1	N/A	94.6%	94.4%	93.5%
% of Patients satisfied with the time they had to wait for an appointment	1	1	N/A	86.1%	88.1%	87.4%

\* This is based on patients treated on this contract for their most recent course of treatment.

Figures in italics indicate the base number of FP17s or Patient Questionnaire responses are less than 100. N/A is shown where the base number of responses is less than 10 during the period. % is calculated as Quantity/Base number\*100

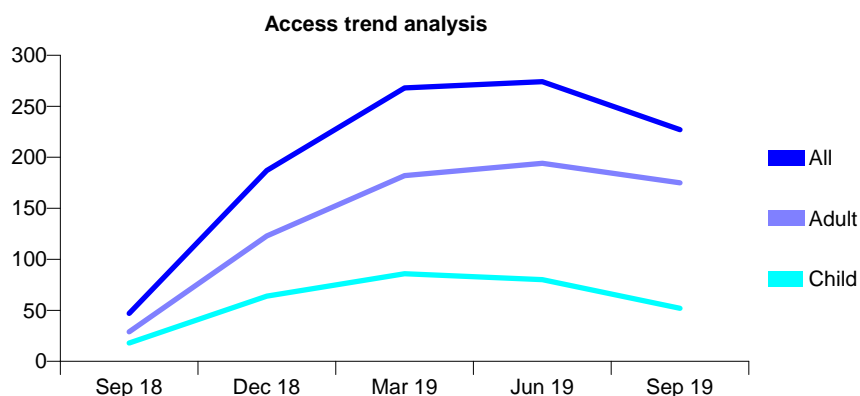
## Q52 - Vital Signs At a Glance Contract Report for 100784/0000 - September 2019

Name or company name	Dhinsa Dental Limited
Contract type name	GDS Contract
Purpose of contract	General
Contract start date	01/07/2018
Contract end date	31/03/2021

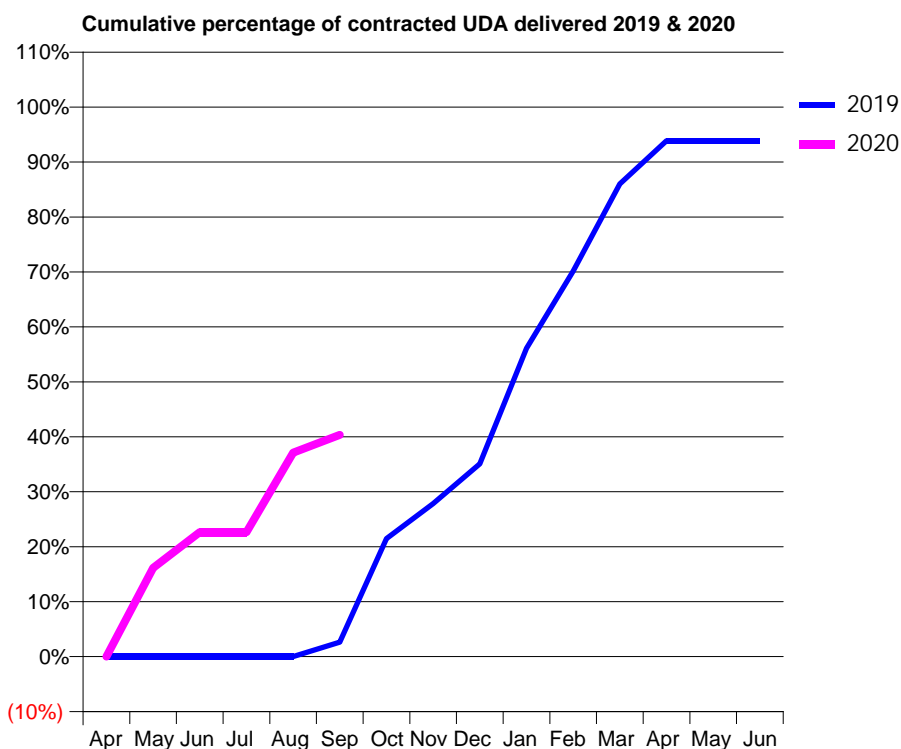
19/20 Contracted general activity (UDA)	776
Carry forward general activity (UDA)	0
19/20 Contracted orthodontic activity (UOA)	0
Carry forward orthodontic activity (UOA)	0
Baseline contract value	£21,960.80

### ACCESS\*

Patients seen in 24 months	Total	Change since previous quarter
Quarter ending September 2018	47	
Quarter ending December 2018	187	↑
Quarter ending March 2019	268	↑
Quarter ending June 2019	274	↑
Quarter ending September 2019	227	↓
<b>Variance since September 2018</b>	<b>383.0%</b>	<b>↑</b>



### ACTIVITY



Month	Adjusted Scheduled Activity (UDA)	
	2019	2020
April	0	0
May	0	125
June	0	176
July	0	176
August	0	288
September	26	313
October	213	
November	276	
December	348	
January	556	
February	695	
March	852	
April	930	
May	930	
June	930	

### QUALITY

	Quantity	Base Number	Contract	AT	Region	England
% of FP17s for the same patient ID Re-attending within 3 months - Children	0	30	0.0%	10.1%	12.1%	11.5%
% of FP17s for the same patient ID Re-attending within 3 months - Adults	6	93	6.5%	13.4%	15.6%	15.4%
% of FP17s for the same patient ID Re-attending between 3 & 9 months - Children	10	30	33.3%	63.4%	61.2%	59.7%
% of FP17s for the same patient ID Re-attending between 3 & 9 months - Adults	12	93	12.9%	56.9%	54.3%	51.7%
% of FP17s for Band 1 Urgent Courses	10	101	9.9%	7.5%	9.1%	9.2%
% of FP17s Relating to Free Repair or Replacements	0	101	0.0%	0.9%	0.9%	0.7%
% of FP17s Relating to Continuations	1	101	1.0%	0.9%	1.0%	0.8%
% of Patients satisfied with the dentistry they have received	1	1	N/A	94.6%	94.4%	93.5%
% of Patients satisfied with the time they had to wait for an appointment	1	1	N/A	86.1%	88.1%	87.4%

\* This is based on patients treated on this contract for their most recent course of treatment. Figures in italics indicate the base number of FP17s or Patient Questionnaire responses are less than 100. N/A is shown where the base number of responses is less than 10 during the period. % is calculated as Quantity/Base number\*100



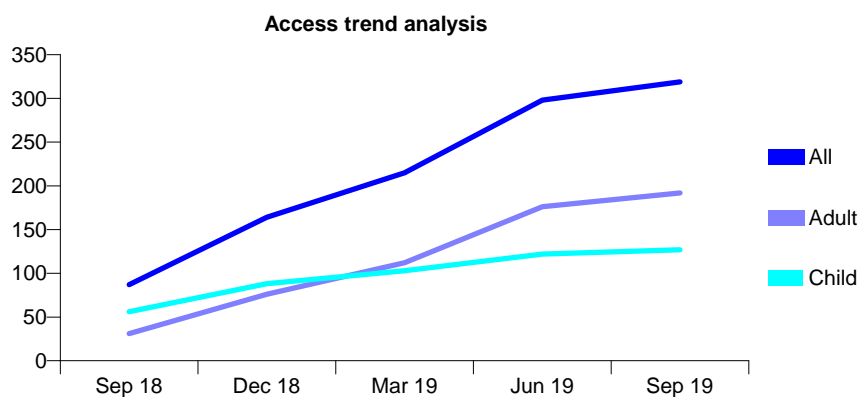
## Q52 - Vital Signs At a Glance Contract Report for 100785/0000 - September 2019

Name or company name	Linthwaite Dental Health Centre
Contract type name	GDS Contract
Purpose of contract	General
Contract start date	01/07/2018
Contract end date	31/03/2021

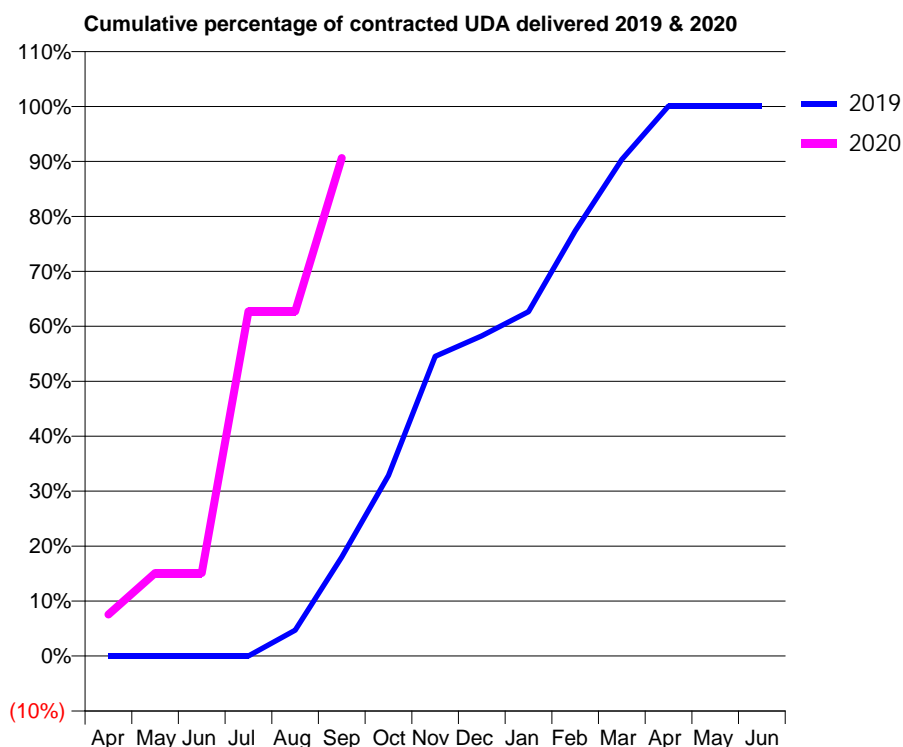
19/20 Contracted general activity (UDA)	572
Carry forward general activity (UDA)	0
19/20 Contracted orthodontic activity (UOA)	0
Carry forward orthodontic activity (UOA)	0
Baseline contract value	£16,187.60

### ACCESS\*

Patients seen in 24 months	Total	Change since previous quarter
Quarter ending September 2018	87	
Quarter ending December 2018	164	↑
Quarter ending March 2019	215	↑
Quarter ending June 2019	298	↑
Quarter ending September 2019	319	↑
<b>Variance since September 2018</b>	<b>266.7%</b>	<b>↑</b>



### ACTIVITY



Month	Adjusted Scheduled Activity (UDA)	
	2019	2020
April	0	43
May	0	86
June	0	86
July	0	359
August	27	359
September	103	518
October	188	
November	312	
December	333	
January	358	
February	443	
March	517	
April	572	
May	572	
June	572	

### QUALITY

	Quantity	Base Number	Contract	AT	Region	England
% of FP17s for the same patient ID Re-attending within 3 months - Children	6	109	5.5%	10.1%	12.1%	11.5%
% of FP17s for the same patient ID Re-attending within 3 months - Adults	17	172	9.9%	13.4%	15.6%	15.4%
% of FP17s for the same patient ID Re-attending between 3 & 9 months - Children	46	109	42.2%	63.4%	61.2%	59.7%
% of FP17s for the same patient ID Re-attending between 3 & 9 months - Adults	29	172	16.9%	56.9%	54.3%	51.7%
% of FP17s for Band 1 Urgent Courses	6	249	2.4%	7.5%	9.1%	9.2%
% of FP17s Relating to Free Repair or Replacements	0	249	0.0%	0.9%	0.9%	0.7%
% of FP17s Relating to Continuations	2	249	0.8%	0.9%	1.0%	0.8%
% of Patients satisfied with the dentistry they have received	0	0	N/A	94.6%	94.4%	93.5%
% of Patients satisfied with the time they had to wait for an appointment	0	0	N/A	86.1%	88.1%	87.4%

\* This is based on patients treated on this contract for their most recent course of treatment. Figures in italics indicate the base number of FP17s or Patient Questionnaire responses are less than 100. N/A is shown where the base number of responses is less than 10 during the period. % is calculated as Quantity/Base number\*100

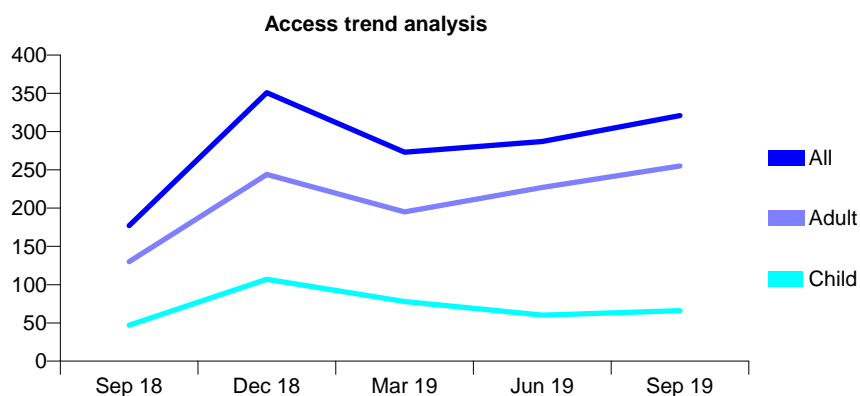
## Q52 - Vital Signs At a Glance Contract Report for 100811/0000 - September 2019

Name or company name	MR SH BASHIR
Contract type name	GDS Contract
Purpose of contract	General
Contract start date	01/07/2018
Contract end date	31/03/2021

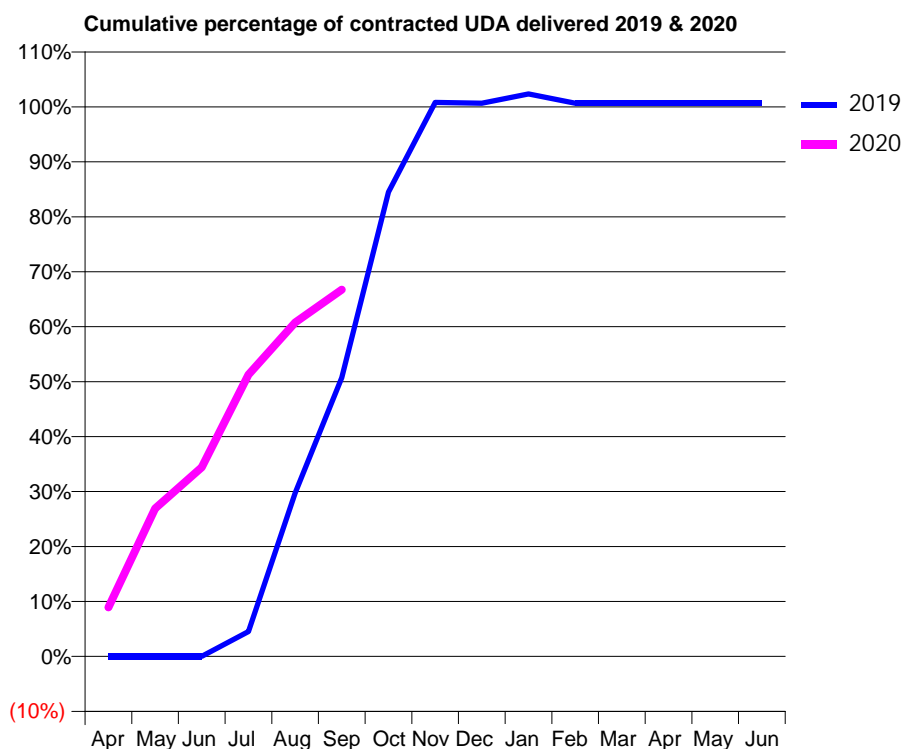
19/20 Contracted general activity (UDA)	706
Carry forward general activity (UDA)	0
19/20 Contracted orthodontic activity (UOA)	0
Carry forward orthodontic activity (UOA)	0
Baseline contract value	£19,979.80

### ACCESS\*

Patients seen in 24 months	Total	Change since previous quarter
Quarter ending September 2018	177	
Quarter ending December 2018	351	↑
Quarter ending March 2019	273	↓
Quarter ending June 2019	287	↑
Quarter ending September 2019	321	↑
<b>Variance since September 2018</b>	<b>81.4%</b>	<b>↑</b>



### ACTIVITY



Month	Adjusted Scheduled Activity (UDA)	
	2019	2020
April	0	63
May	0	190
June	0	243
July	32	362
August	210	429
September	358	471
October	596	
November	712	
December	711	
January	723	
February	711	
March	711	
April	711	
May	711	
June	711	

### QUALITY

	Quantity	Base Number	Contract	AT	Region	England
% of FP17s for the same patient ID Re-attending within 3 months - Children	0	56	0.0%	10.1%	12.1%	11.5%
% of FP17s for the same patient ID Re-attending within 3 months - Adults	1	142	0.7%	13.4%	15.6%	15.4%
% of FP17s for the same patient ID Re-attending between 3 & 9 months - Children	1	56	1.8%	63.4%	61.2%	59.7%
% of FP17s for the same patient ID Re-attending between 3 & 9 months - Adults	2	142	1.4%	56.9%	54.3%	51.7%
% of FP17s for Band 1 Urgent Courses	1	198	0.5%	7.5%	9.1%	9.2%
% of FP17s Relating to Free Repair or Replacements	0	198	0.0%	0.9%	0.9%	0.7%
% of FP17s Relating to Continuations	0	198	0.0%	0.9%	1.0%	0.8%
% of Patients satisfied with the dentistry they have received	0	0	N/A	94.6%	94.4%	93.5%
% of Patients satisfied with the time they had to wait for an appointment	0	0	N/A	86.1%	88.1%	87.4%

\* This is based on patients treated on this contract for their most recent course of treatment. Figures in italics indicate the base number of FP17s or Patient Questionnaire responses are less than 100. N/A is shown where the base number of responses is less than 10 during the period. % is calculated as Quantity/Base number\*100

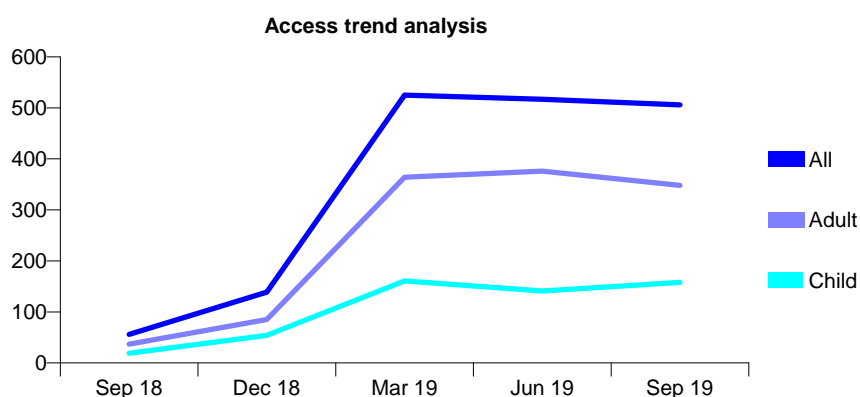
## Q52 - Vital Signs At a Glance Contract Report for 100812/0000 - September 2019

Name or company name	MISS NK KHROUD
Contract type name	GDS Contract
Purpose of contract	General
Contract start date	01/07/2018
Contract end date	31/03/2021

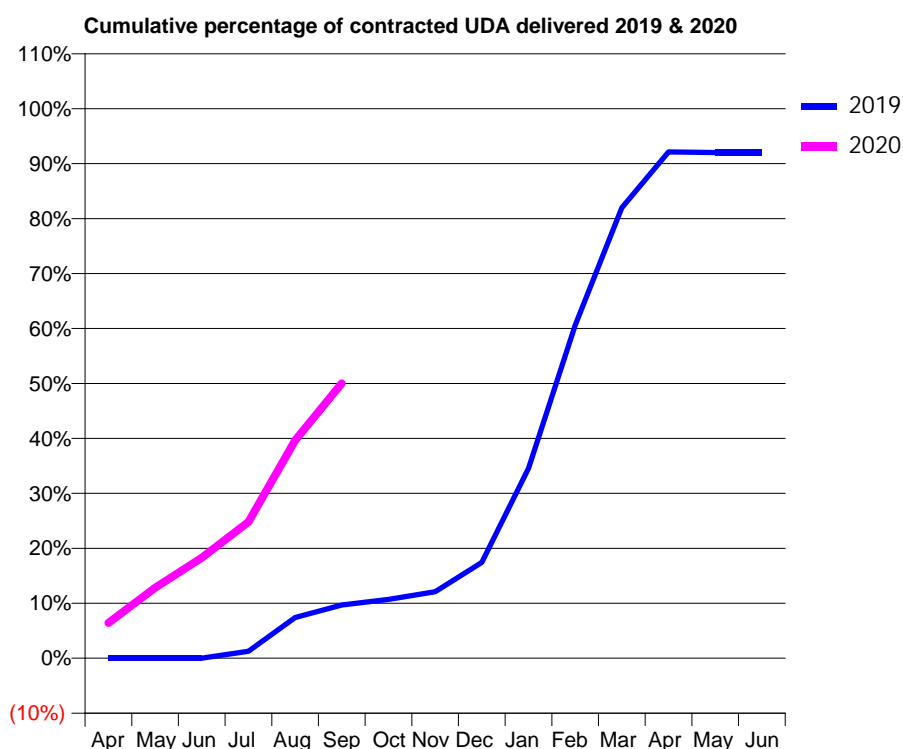
19/20 Contracted general activity (UDA)	1,207
Carry forward general activity (UDA)	0
19/20 Contracted orthodontic activity (UOA)	0
Carry forward orthodontic activity (UOA)	0
Baseline contract value	£34,158.10

### ACCESS\*

Patients seen in 24 months	Total	Change since previous quarter
Quarter ending September 2018	56	
Quarter ending December 2018	139	↑
Quarter ending March 2019	525	↑
Quarter ending June 2019	517	↓
Quarter ending September 2019	506	↓
<b>Variance since September 2018</b>	<b>803.6%</b>	<b>↑</b>



### ACTIVITY



Month	2019	2020
April	0	77
May	0	155
June	0	221
July	21	299
August	122	478
September	160	604
October	177	
November	200	
December	288	
January	570	
February	1,000	
March	1,352	
April	1,520	
May	1,518	
June	1,518	

### QUALITY

	Quantity	Base Number	Contract	AT	Region	England
% of FP17s for the same patient ID Re-attending within 3 months - Children	24	134	17.9%	10.1%	12.1%	11.5%
% of FP17s for the same patient ID Re-attending within 3 months - Adults	28	209	13.4%	13.4%	15.6%	15.4%
% of FP17s for the same patient ID Re-attending between 3 & 9 months - Children	59	134	44.0%	63.4%	61.2%	59.7%
% of FP17s for the same patient ID Re-attending between 3 & 9 months - Adults	91	209	43.5%	56.9%	54.3%	51.7%
% of FP17s for Band 1 Urgent Courses	14	281	5.0%	7.5%	9.1%	9.2%
% of FP17s Relating to Free Repair or Replacements	4	281	1.4%	0.9%	0.9%	0.7%
% of FP17s Relating to Continuations	2	281	0.7%	0.9%	1.0%	0.8%
% of Patients satisfied with the dentistry they have received	0	0	N/A	94.6%	94.4%	93.5%
% of Patients satisfied with the time they had to wait for an appointment	0	0	N/A	86.1%	88.1%	87.4%

\* This is based on patients treated on this contract for their most recent course of treatment.

Figures in italics indicate the base number of FP17s or Patient Questionnaire responses are less than 100. N/A is shown where the base number of responses is less than 10 during the period. % is calculated as Quantity/Base number\*100

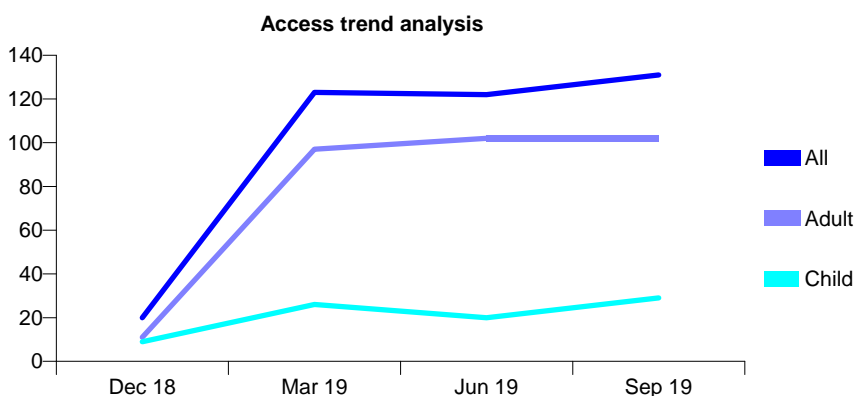
## Q52 - Vital Signs At a Glance Contract Report for 100814/0000 - September 2019

Name or company name	MR K RISHI
Contract type name	GDS Contract
Purpose of contract	General
Contract start date	01/07/2018
Contract end date	31/03/2021

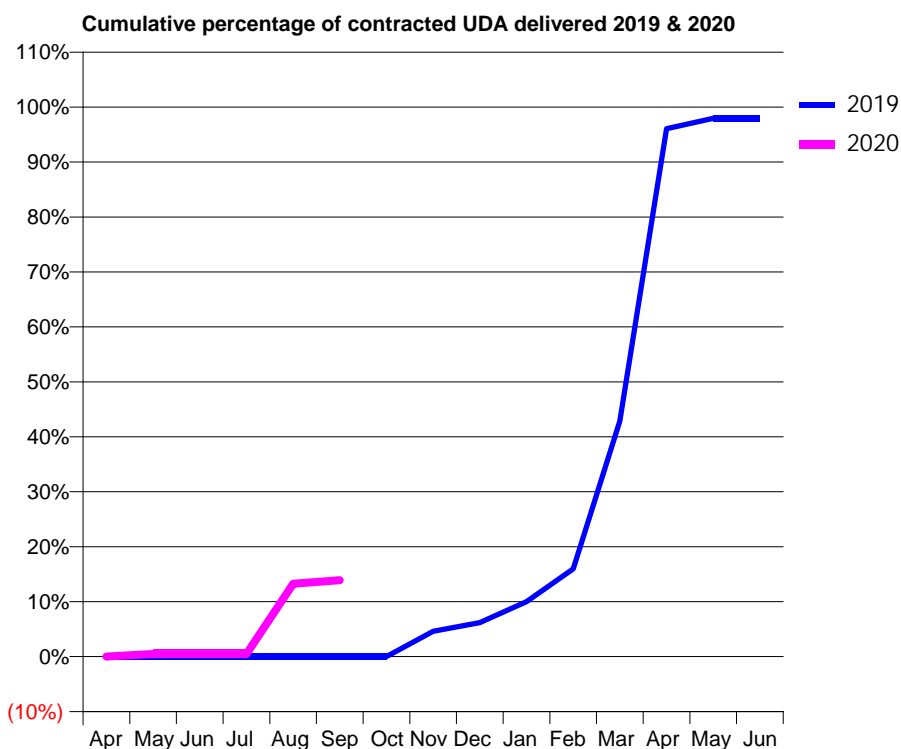
19/20 Contracted general activity (UDA)	605
Carry forward general activity (UDA)	0
19/20 Contracted orthodontic activity (UOA)	0
Carry forward orthodontic activity (UOA)	0
Baseline contract value	£17,121.50

### ACCESS\*

Patients seen in 24 months	Total	Change since previous quarter
Quarter ending September 2018	0	
Quarter ending December 2018	20	↑
Quarter ending March 2019	123	↑
Quarter ending June 2019	122	→
Quarter ending September 2019	131	↑
<b>Variance since September 2018</b>	N/A	



### ACTIVITY



Month	Adjusted Scheduled Activity (UDA)	
	2019	2020
April	0	0
May	0	3
June	0	3
July	0	3
August	0	80
September	0	84
October	0	0
November	37	0
December	50	0
January	80	0
February	128	0
March	343	0
April	768	0
May	783	0
June	783	0

### QUALITY

	Quantity	Base Number	Contract	AT	Region	England
% of FP17s for the same patient ID Re-attending within 3 months - Children	0	30	0.0%	10.1%	12.1%	11.5%
% of FP17s for the same patient ID Re-attending within 3 months - Adults	0	95	0.0%	13.4%	15.6%	15.4%
% of FP17s for the same patient ID Re-attending between 3 & 9 months - Children	0	30	0.0%	63.4%	61.2%	59.7%
% of FP17s for the same patient ID Re-attending between 3 & 9 months - Adults	1	95	1.1%	56.9%	54.3%	51.7%
% of FP17s for Band 1 Urgent Courses	6	38	15.8%	7.5%	9.1%	9.2%
% of FP17s Relating to Free Repair or Replacements	1	38	2.6%	0.9%	0.9%	0.7%
% of FP17s Relating to Continuations	0	38	0.0%	0.9%	1.0%	0.8%
% of Patients satisfied with the dentistry they have received	0	0	N/A	94.6%	94.4%	93.5%
% of Patients satisfied with the time they had to wait for an appointment	0	0	N/A	86.1%	88.1%	87.4%

\* This is based on patients treated on this contract for their most recent course of treatment. Figures in italics indicate the base number of FP17s or Patient Questionnaire responses are less than 100. N/A is shown where the base number of responses is less than 10 during the period. % is calculated as Quantity/Base number\*100

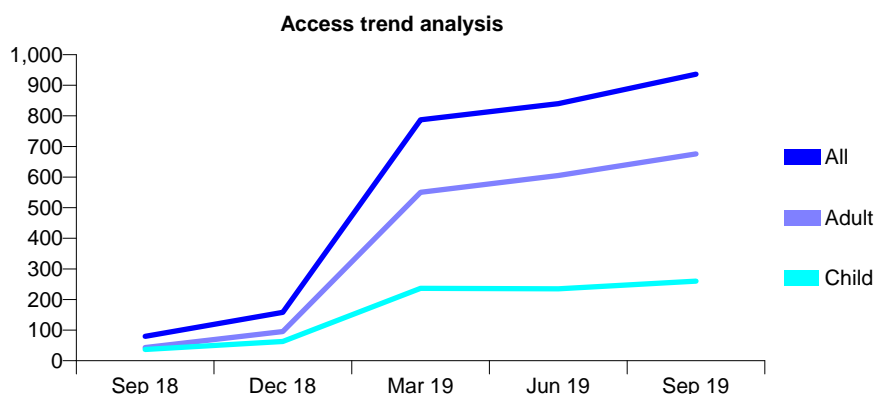
## Q52 - Vital Signs At a Glance Contract Report for 100815/0000 - September 2019

Name or company name	BANV Aesthetics Limited
Contract type name	GDS Contract
Purpose of contract	General
Contract start date	01/07/2018
Contract end date	31/03/2021

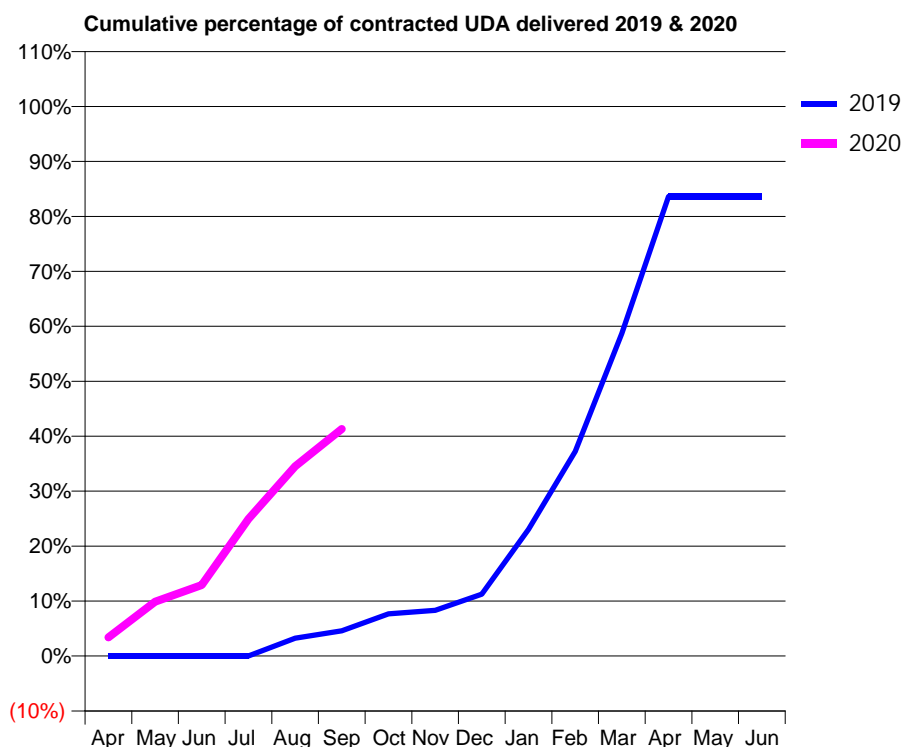
19/20 Contracted general activity (UDA)	2,766
Carry forward general activity (UDA)	0
19/20 Contracted orthodontic activity (UOA)	0
Carry forward orthodontic activity (UOA)	0
Baseline contract value	£78,277.80

### ACCESS\*

Patients seen in 24 months	Total	Change since previous quarter
Quarter ending September 2018	80	
Quarter ending December 2018	158	↑
Quarter ending March 2019	787	↑
Quarter ending June 2019	840	↑
Quarter ending September 2019	936	↑
<b>Variance since September 2018</b>	<b>1070.0%</b>	<b>↑</b>



### ACTIVITY



Month	Adjusted Scheduled Activity (UDA)	
	2019	2020
April	0	94
May	0	273
June	0	358
July	0	690
August	122	955
September	172	1,143
October	288	
November	312	
December	423	
January	865	
February	1,398	
March	2,203	
April	3,139	
May	3,139	
June	3,139	

### QUALITY

	Quantity	Base Number	Contract	AT	Region	England
% of FP17s for the same patient ID Re-attending within 3 months - Children	4	137	2.9%	10.1%	12.1%	11.5%
% of FP17s for the same patient ID Re-attending within 3 months - Adults	47	457	10.3%	13.4%	15.6%	15.4%
% of FP17s for the same patient ID Re-attending between 3 & 9 months - Children	4	137	2.9%	63.4%	61.2%	59.7%
% of FP17s for the same patient ID Re-attending between 3 & 9 months - Adults	15	457	3.3%	56.9%	54.3%	51.7%
% of FP17s for Band 1 Urgent Courses	54	360	15.0%	7.5%	9.1%	9.2%
% of FP17s Relating to Free Repair or Replacements	1	360	0.3%	0.9%	0.9%	0.7%
% of FP17s Relating to Continuations	1	360	0.3%	0.9%	1.0%	0.8%
% of Patients satisfied with the dentistry they have received	0	0	N/A	94.6%	94.4%	93.5%
% of Patients satisfied with the time they had to wait for an appointment	0	0	N/A	86.1%	88.1%	87.4%

\* This is based on patients treated on this contract for their most recent course of treatment. Figures in italics indicate the base number of FP17s or Patient Questionnaire responses are less than 100. N/A is shown where the base number of responses is less than 10 during the period. % is calculated as Quantity/Base number\*100

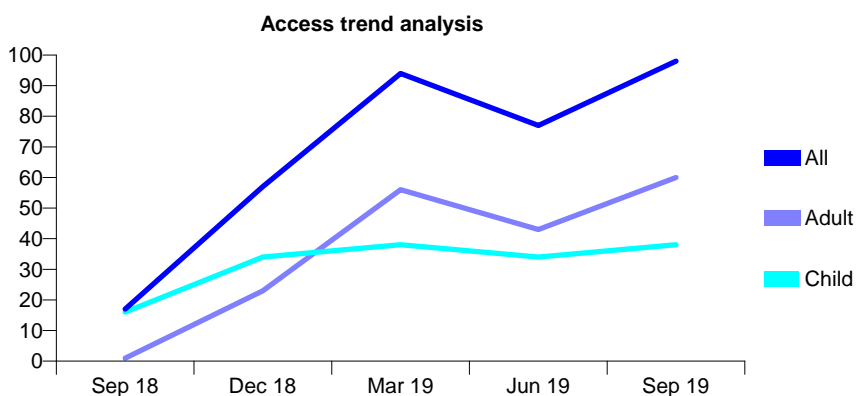
## Q52 - Vital Signs At a Glance Contract Report for 100816/0000 - September 2019

Name or company name	MRS FY MARTIN
Contract type name	GDS Contract
Purpose of contract	General
Contract start date	01/07/2018
Contract end date	31/03/2021

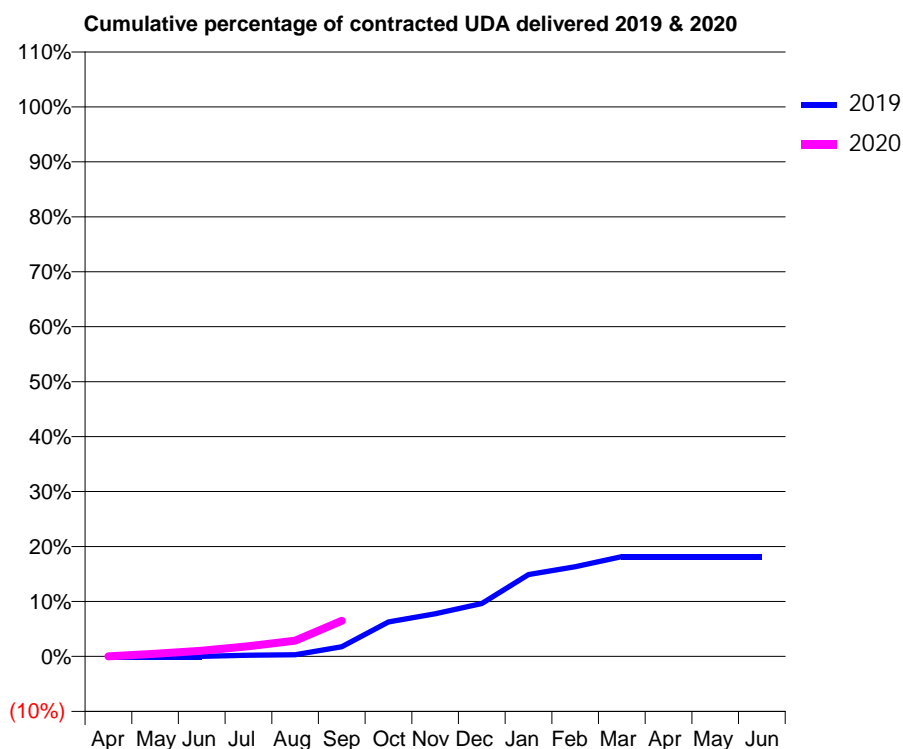
19/20 Contracted general activity (UDA)	1,098
Carry forward general activity (UDA)	0
19/20 Contracted orthodontic activity (UOA)	0
Carry forward orthodontic activity (UOA)	0
Baseline contract value	£31,073.40

### ACCESS\*

Patients seen in 24 months	Total	Change since previous quarter
Quarter ending September 2018	17	
Quarter ending December 2018	57	↑
Quarter ending March 2019	94	↑
Quarter ending June 2019	77	↓
Quarter ending September 2019	98	↑
<b>Variance since September 2018</b>	<b>476.5%</b>	<b>↑</b>



### ACTIVITY



Month	Adjusted Scheduled Activity (UDA)	
	2019	2020
April	0	0
May	0	5
June	0	11
July	3	20
August	4	32
September	23	71
October	81	
November	101	
December	125	
January	194	
February	212	
March	236	
April	236	
May	236	
June	236	

### QUALITY

	Quantity	Base Number	Contract	AT	Region	England
% of FP17s for the same patient ID Re-attending within 3 months - Children	0	17	0.0%	10.1%	12.1%	11.5%
% of FP17s for the same patient ID Re-attending within 3 months - Adults	0	31	0.0%	13.4%	15.6%	15.4%
% of FP17s for the same patient ID Re-attending between 3 & 9 months - Children	0	17	0.0%	63.4%	61.2%	59.7%
% of FP17s for the same patient ID Re-attending between 3 & 9 months - Adults	0	31	0.0%	56.9%	54.3%	51.7%
% of FP17s for Band 1 Urgent Courses	6	48	12.5%	7.5%	9.1%	9.2%
% of FP17s Relating to Free Repair or Replacements	0	48	0.0%	0.9%	0.9%	0.7%
% of FP17s Relating to Continuations	0	48	0.0%	0.9%	1.0%	0.8%
% of Patients satisfied with the dentistry they have received	0	0	N/A	94.6%	94.4%	93.5%
% of Patients satisfied with the time they had to wait for an appointment	0	0	N/A	86.1%	88.1%	87.4%

\* This is based on patients treated on this contract for their most recent course of treatment. Figures in italics indicate the base number of FP17s or Patient Questionnaire responses are less than 100. N/A is shown where the base number of responses is less than 10 during the period. % is calculated as Quantity/Base number\*100

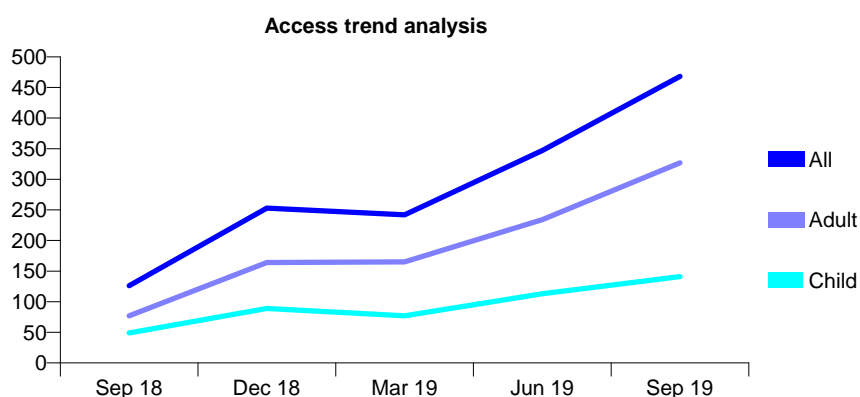
## Q52 - Vital Signs At a Glance Contract Report for 100817/0000 - September 2019

Name or company name	MR RS NICHOLSON
Contract type name	GDS Contract
Purpose of contract	General
Contract start date	01/07/2018
Contract end date	31/03/2021

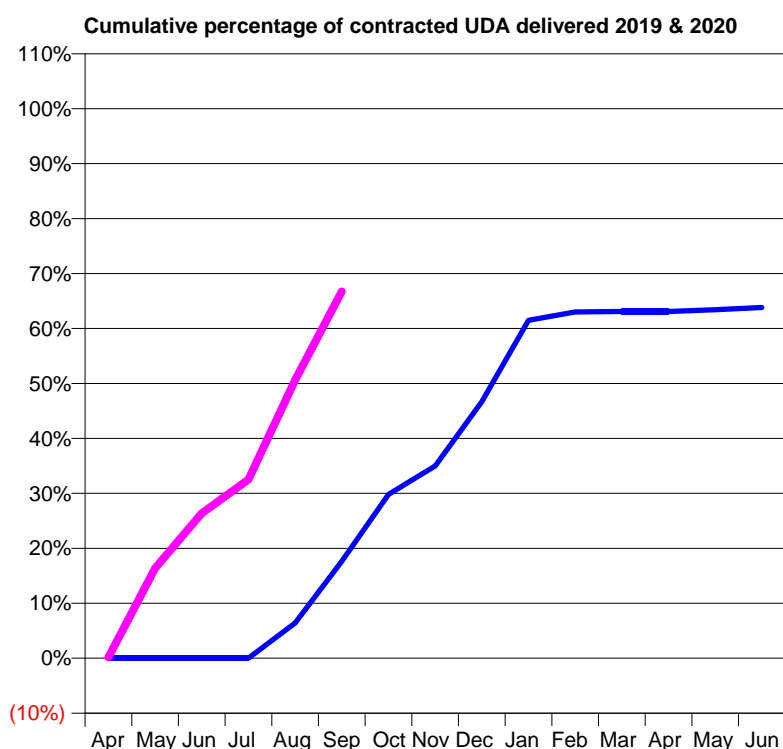
19/20 Contracted general activity (UDA)	1,217
Carry forward general activity (UDA)	0
19/20 Contracted orthodontic activity (UOA)	0
Carry forward orthodontic activity (UOA)	0
Baseline contract value	£34,441.10

### ACCESS\*

Patients seen in 24 months	Total	Change since previous quarter
Quarter ending September 2018	126	
Quarter ending December 2018	253	↑
Quarter ending March 2019	242	↓
Quarter ending June 2019	347	↑
Quarter ending September 2019	468	↑
<b>Variance since September 2018</b>	<b>271.4%</b>	<b>↑</b>



### ACTIVITY



Month	2019	2020
April	0	2
May	0	200
June	0	321
July	0	396
August	78	616
September	215	812
October	363	
November	426	
December	568	
January	749	
February	767	
March	768	
April	768	
May	772	
June	777	

### QUALITY

	Quantity	Base Number	Contract	AT	Region	England
% of FP17s for the same patient ID Re-attending within 3 months - Children	2	90	2.2%	10.1%	12.1%	11.5%
% of FP17s for the same patient ID Re-attending within 3 months - Adults	6	232	2.6%	13.4%	15.6%	15.4%
% of FP17s for the same patient ID Re-attending between 3 & 9 months - Children	15	90	16.7%	63.4%	61.2%	59.7%
% of FP17s for the same patient ID Re-attending between 3 & 9 months - Adults	34	232	14.7%	56.9%	54.3%	51.7%
% of FP17s for Band 1 Urgent Courses	7	315	2.2%	7.5%	9.1%	9.2%
% of FP17s Relating to Free Repair or Replacements	1	315	0.3%	0.9%	0.9%	0.7%
% of FP17s Relating to Continuations	1	315	0.3%	0.9%	1.0%	0.8%
% of Patients satisfied with the dentistry they have received	0	0	N/A	94.6%	94.4%	93.5%
% of Patients satisfied with the time they had to wait for an appointment	0	0	N/A	86.1%	88.1%	87.4%

\* This is based on patients treated on this contract for their most recent course of treatment.

Figures in italics indicate the base number of FP17s or Patient Questionnaire responses are less than 100. N/A is shown where the base number of responses is less than 10 during the period. % is calculated as Quantity/Base number\*100

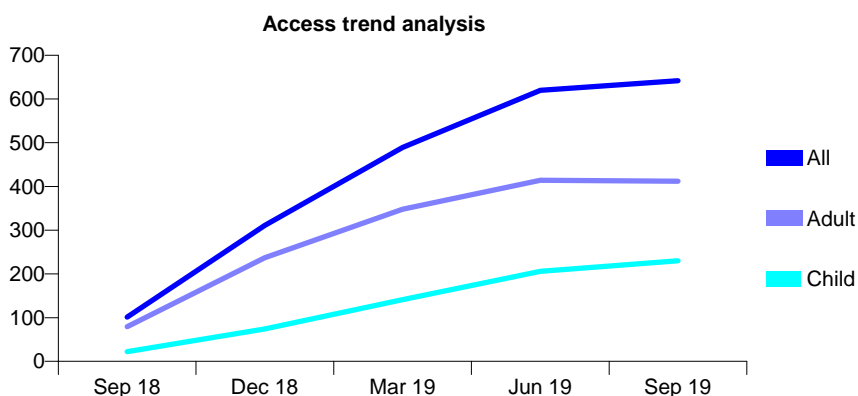
## Q52 - Vital Signs At a Glance Contract Report for 100819/0000 - September 2019

Name or company name	Thornhill Dental Surgery Ltd
Contract type name	GDS Contract
Purpose of contract	General
Contract start date	01/07/2018
Contract end date	31/03/2021

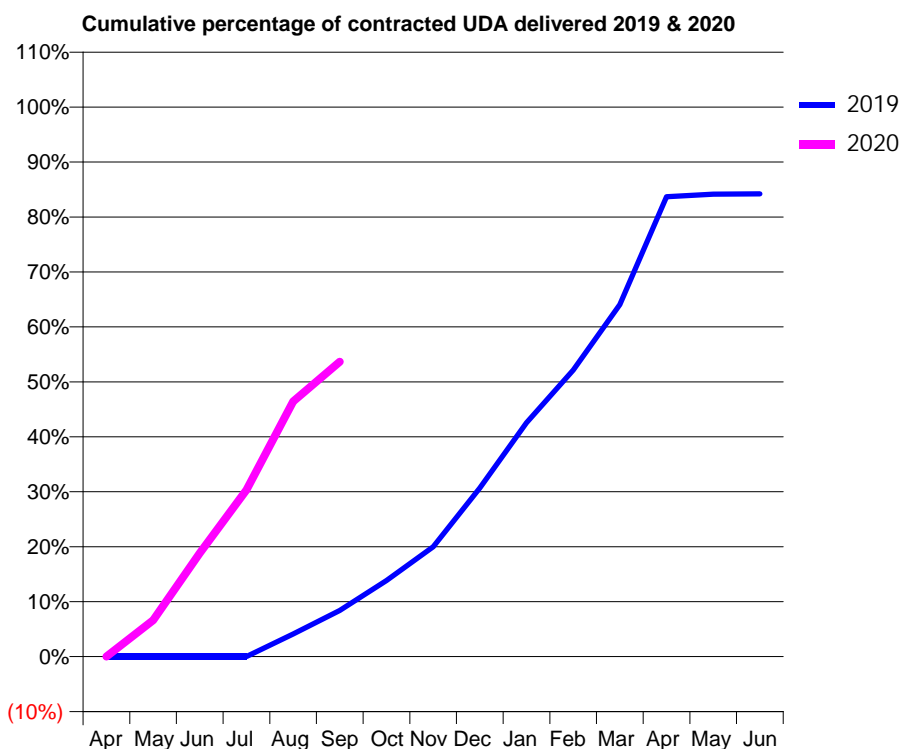
19/20 Contracted general activity (UDA)	1,910
Carry forward general activity (UDA)	0
19/20 Contracted orthodontic activity (UOA)	0
Carry forward orthodontic activity (UOA)	0
Baseline contract value	£54,053.00

### ACCESS\*

Patients seen in 24 months	Total	Change since previous quarter
Quarter ending September 2018	101	
Quarter ending December 2018	311	↑
Quarter ending March 2019	489	↑
Quarter ending June 2019	620	↑
Quarter ending September 2019	642	↑
<b>Variance since September 2018</b>	<b>535.6%</b>	<b>↑</b>



### ACTIVITY



Month	Adjusted Scheduled Activity (UDA)	
	2019	2020
April	0	0
May	0	127
June	0	360
July	0	579
August	79	887
September	160	1,025
October	264	
November	382	
December	586	
January	813	
February	996	
March	1,223	
April	1,598	
May	1,607	
June	1,608	

### QUALITY

	Quantity	Base Number	Contract	AT	Region	England
% of FP17s for the same patient ID Re-attending within 3 months - Children	18	244	7.4%	10.1%	12.1%	11.5%
% of FP17s for the same patient ID Re-attending within 3 months - Adults	41	372	11.0%	13.4%	15.6%	15.4%
% of FP17s for the same patient ID Re-attending between 3 & 9 months - Children	96	244	39.3%	63.4%	61.2%	59.7%
% of FP17s for the same patient ID Re-attending between 3 & 9 months - Adults	159	372	42.7%	56.9%	54.3%	51.7%
% of FP17s for Band 1 Urgent Courses	34	474	7.2%	7.5%	9.1%	9.2%
% of FP17s Relating to Free Repair or Replacements	5	474	1.1%	0.9%	0.9%	0.7%
% of FP17s Relating to Continuations	3	474	0.6%	0.9%	1.0%	0.8%
% of Patients satisfied with the dentistry they have received	0	0	N/A	94.6%	94.4%	93.5%
% of Patients satisfied with the time they had to wait for an appointment	0	0	N/A	86.1%	88.1%	87.4%

\* This is based on patients treated on this contract for their most recent course of treatment. Figures in italics indicate the base number of FP17s or Patient Questionnaire responses are less than 100. N/A is shown where the base number of responses is less than 10 during the period. % is calculated as Quantity/Base number\*100



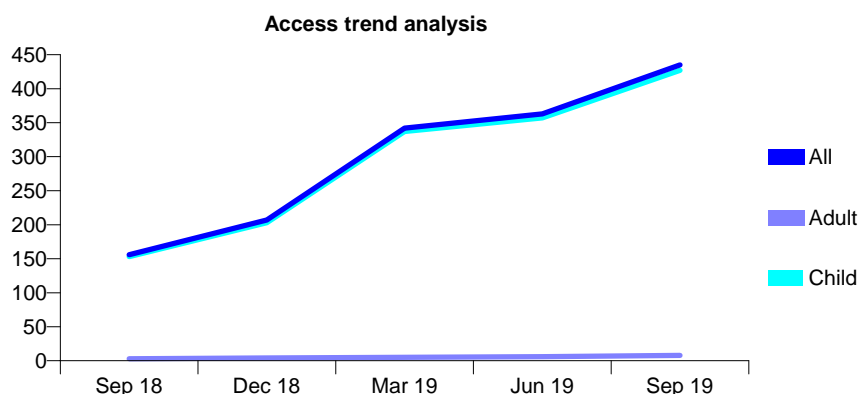
## Q52 - Vital Signs At a Glance Contract Report for 100820/0000 - September 2019

Name or company name	Whitehall Dental Care
Contract type name	GDS Contract
Purpose of contract	General
Contract start date	01/07/2018
Contract end date	31/03/2021

19/20 Contracted general activity (UDA)	1,197
Carry forward general activity (UDA)	0
19/20 Contracted orthodontic activity (UOA)	0
Carry forward orthodontic activity (UOA)	0
Baseline contract value	£33,875.10

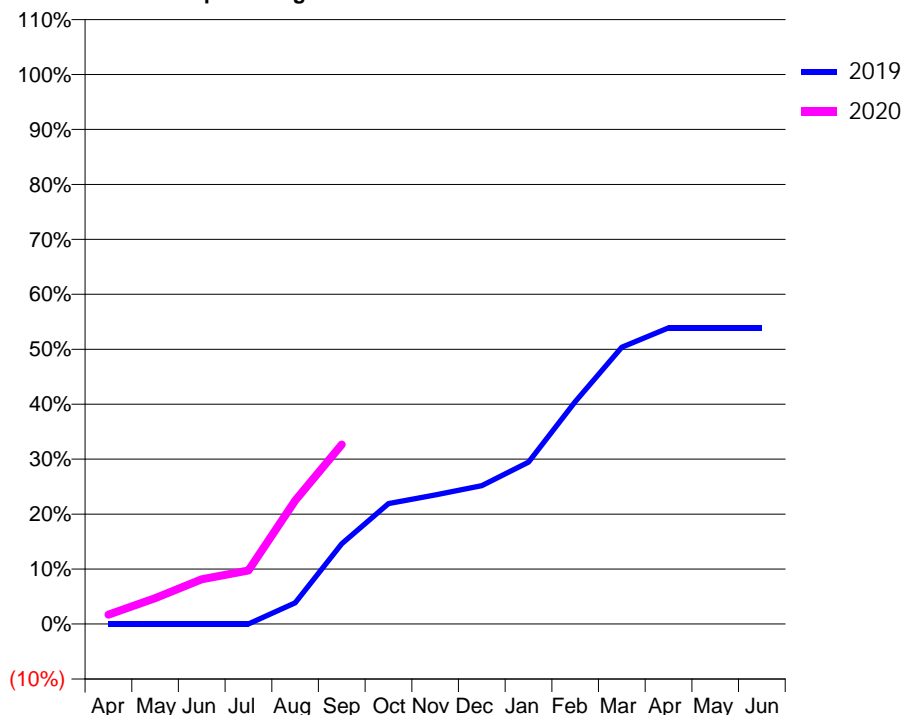
### ACCESS\*

Patients seen in 24 months	Total	Change since previous quarter
Quarter ending September 2018	156	
Quarter ending December 2018	207	↑
Quarter ending March 2019	342	↑
Quarter ending June 2019	363	↑
Quarter ending September 2019	435	↑
<b>Variance since September 2018</b>	<b>178.8%</b>	<b>↑</b>



### ACTIVITY

Cumulative percentage of contracted UDA delivered 2019 & 2020



Month	Adjusted Scheduled Activity (UDA)	
	2019	2020
April	0	20
May	0	56
June	0	97
July	0	117
August	46	269
September	175	391
October	262	
November	281	
December	301	
January	352	
February	484	
March	603	
April	645	
May	645	
June	645	

### QUALITY

	Quantity	Base Number	Contract	AT	Region	England
% of FP17s for the same patient ID Re-attending within 3 months - Children	23	355	6.5%	10.1%	12.1%	11.5%
% of FP17s for the same patient ID Re-attending within 3 months - Adults	0	5	0.0%	13.4%	15.6%	15.4%
% of FP17s for the same patient ID Re-attending between 3 & 9 months - Children	183	355	51.5%	63.4%	61.2%	59.7%
% of FP17s for the same patient ID Re-attending between 3 & 9 months - Adults	2	5	40.0%	56.9%	54.3%	51.7%
% of FP17s for Band 1 Urgent Courses	5	330	1.5%	7.5%	9.1%	9.2%
% of FP17s Relating to Free Repair or Replacements	0	330	0.0%	0.9%	0.9%	0.7%
% of FP17s Relating to Continuations	0	330	0.0%	0.9%	1.0%	0.8%
% of Patients satisfied with the dentistry they have received	0	0	N/A	94.6%	94.4%	93.5%
% of Patients satisfied with the time they had to wait for an appointment	0	0	N/A	86.1%	88.1%	87.4%

\* This is based on patients treated on this contract for their most recent course of treatment.

Figures in italics indicate the base number of FP17s or Patient Questionnaire responses are less than 100. N/A is shown where the base number of responses is less than 10 during the period. % is calculated as Quantity/Base number\*100

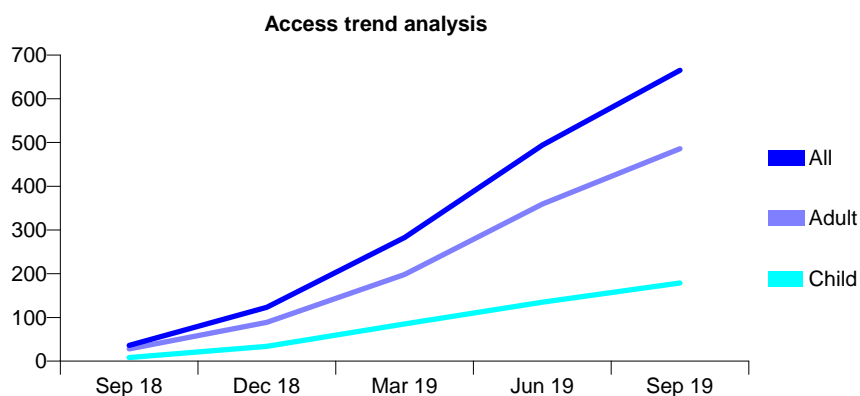
## Q52 - Vital Signs At a Glance Contract Report for 100821/0000 - September 2019

Name or company name	Elland Practice Ltd
Contract type name	GDS Contract
Purpose of contract	General
Contract start date	01/07/2018
Contract end date	31/03/2021

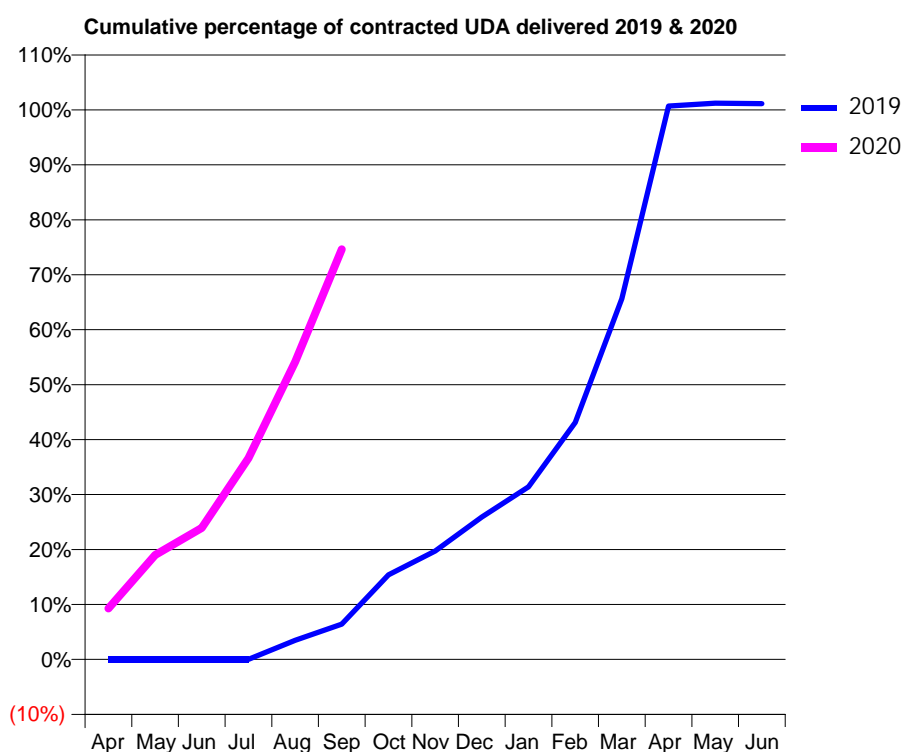
19/20 Contracted general activity (UDA)	1,839
Carry forward general activity (UDA)	0
19/20 Contracted orthodontic activity (UOA)	0
Carry forward orthodontic activity (UOA)	0
Baseline contract value	£52,043.70

### ACCESS\*

Patients seen in 24 months	Total	Change since previous quarter
Quarter ending September 2018	36	
Quarter ending December 2018	123	↑
Quarter ending March 2019	283	↑
Quarter ending June 2019	494	↑
Quarter ending September 2019	665	↑
<b>Variance since September 2018</b>	<b>1747.2%</b>	<b>↑</b>



### ACTIVITY



Month	Adjusted Scheduled Activity (UDA)	
	2019	2020
April	0	171
May	0	350
June	0	440
July	0	674
August	64	996
September	118	1,372
October	283	
November	363	
December	477	
January	578	
February	793	
March	1,207	
April	1,852	
May	1,861	
June	1,860	

### QUALITY

	Quantity	Base Number	Contract	AT	Region	England
% of FP17s for the same patient ID Re-attending within 3 months - Children	0	185	0.0%	10.1%	12.1%	11.5%
% of FP17s for the same patient ID Re-attending within 3 months - Adults	9	538	1.7%	13.4%	15.6%	15.4%
% of FP17s for the same patient ID Re-attending between 3 & 9 months - Children	0	185	0.0%	63.4%	61.2%	59.7%
% of FP17s for the same patient ID Re-attending between 3 & 9 months - Adults	1	538	0.2%	56.9%	54.3%	51.7%
% of FP17s for Band 1 Urgent Courses	12	482	2.5%	7.5%	9.1%	9.2%
% of FP17s Relating to Free Repair or Replacements	0	482	0.0%	0.9%	0.9%	0.7%
% of FP17s Relating to Continuations	5	482	1.0%	0.9%	1.0%	0.8%
% of Patients satisfied with the dentistry they have received	0	0	N/A	94.6%	94.4%	93.5%
% of Patients satisfied with the time they had to wait for an appointment	0	0	N/A	86.1%	88.1%	87.4%

\* This is based on patients treated on this contract for their most recent course of treatment.

Figures in italics indicate the base number of FP17s or Patient Questionnaire responses are less than 100. N/A is shown where the base number of responses is less than 10 during the period. % is calculated as Quantity/Base number\*100

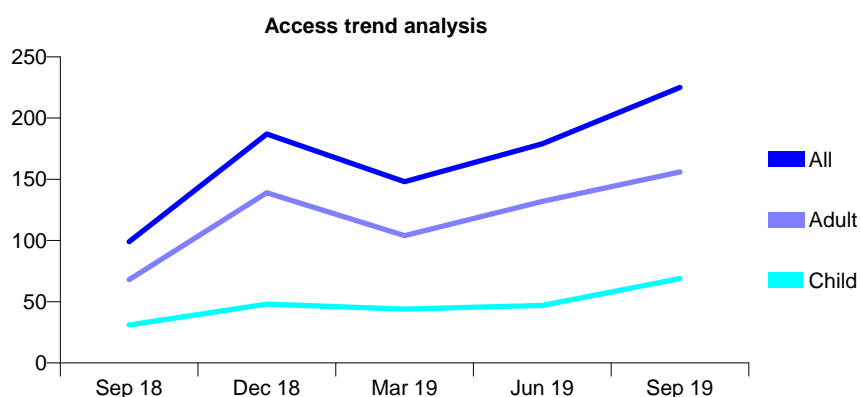
## Q52 - Vital Signs At a Glance Contract Report for 100822/0000 - September 2019

Name or company name	Brighthouse Dental Team Ltd
Contract type name	GDS Contract
Purpose of contract	General
Contract start date	01/07/2018
Contract end date	31/03/2021

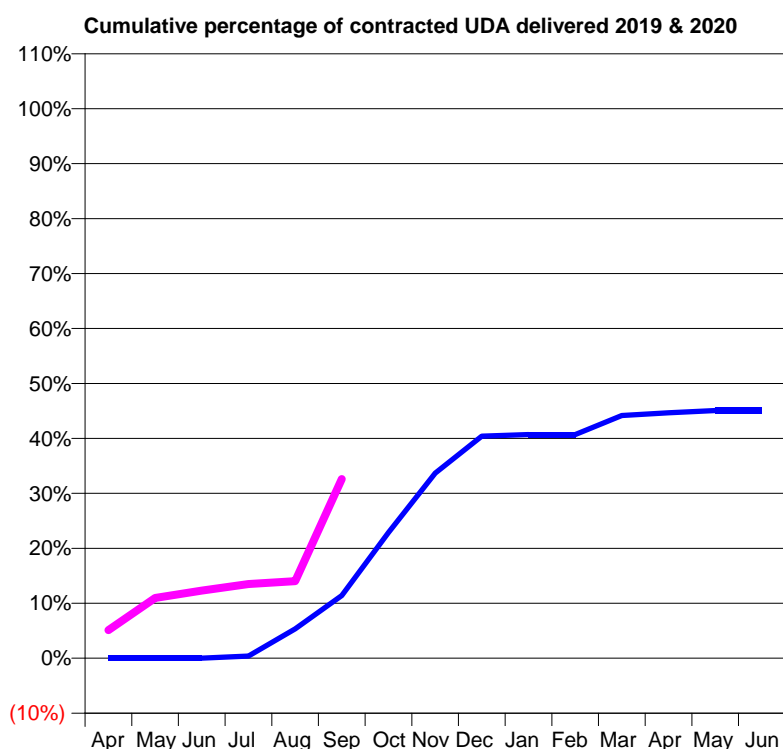
19/20 Contracted general activity (UDA)	751
Carry forward general activity (UDA)	0
19/20 Contracted orthodontic activity (UOA)	0
Carry forward orthodontic activity (UOA)	0
Baseline contract value	£21,253.30

### ACCESS\*

Patients seen in 24 months	Total	Change since previous quarter
Quarter ending September 2018	99	
Quarter ending December 2018	187	↑
Quarter ending March 2019	148	↓
Quarter ending June 2019	179	↑
Quarter ending September 2019	225	↑
<b>Variance since September 2018</b>	<b>127.3%</b>	<b>↑</b>



### ACTIVITY



Adjusted Scheduled Activity (UDA)		
Month	2019	2020
April	0	38
May	0	82
June	0	92
July	4	101
August	54	105
September	115	245
October	231	
November	340	
December	408	
January	411	
February	411	
March	446	
April	451	
May	455	
June	455	

### QUALITY

	Quantity	Base Number	Contract	AT	Region	England
% of FP17s for the same patient ID Re-attending within 3 months - Children	0	45	0.0%	10.1%	12.1%	11.5%
% of FP17s for the same patient ID Re-attending within 3 months - Adults	13	126	10.3%	13.4%	15.6%	15.4%
% of FP17s for the same patient ID Re-attending between 3 & 9 months - Children	12	45	26.7%	63.4%	61.2%	59.7%
% of FP17s for the same patient ID Re-attending between 3 & 9 months - Adults	33	126	26.2%	56.9%	54.3%	51.7%
% of FP17s for Band 1 Urgent Courses	4	161	2.5%	7.5%	9.1%	9.2%
% of FP17s Relating to Free Repair or Replacements	0	161	0.0%	0.9%	0.9%	0.7%
% of FP17s Relating to Continuations	0	161	0.0%	0.9%	1.0%	0.8%
% of Patients satisfied with the dentistry they have received	0	0	N/A	94.6%	94.4%	93.5%
% of Patients satisfied with the time they had to wait for an appointment	0	0	N/A	86.1%	88.1%	87.4%

\* This is based on patients treated on this contract for their most recent course of treatment.

Figures in italics indicate the base number of FP17s or Patient Questionnaire responses are less than 100. N/A is shown where the base number of responses is less than 10 during the period. % is calculated as Quantity/Base number\*100

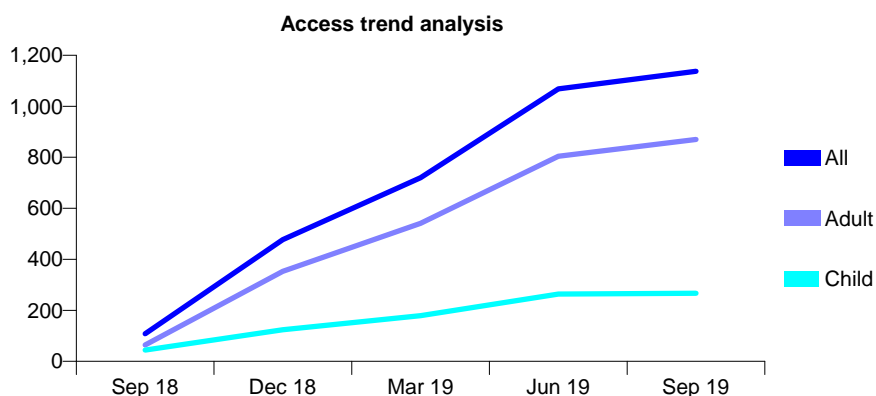
## Q52 - Vital Signs At a Glance Contract Report for 100823/0000 - September 2019

Name or company name	S K Exel Dental Limited
Contract type name	GDS Contract
Purpose of contract	General
Contract start date	01/07/2018
Contract end date	31/03/2021

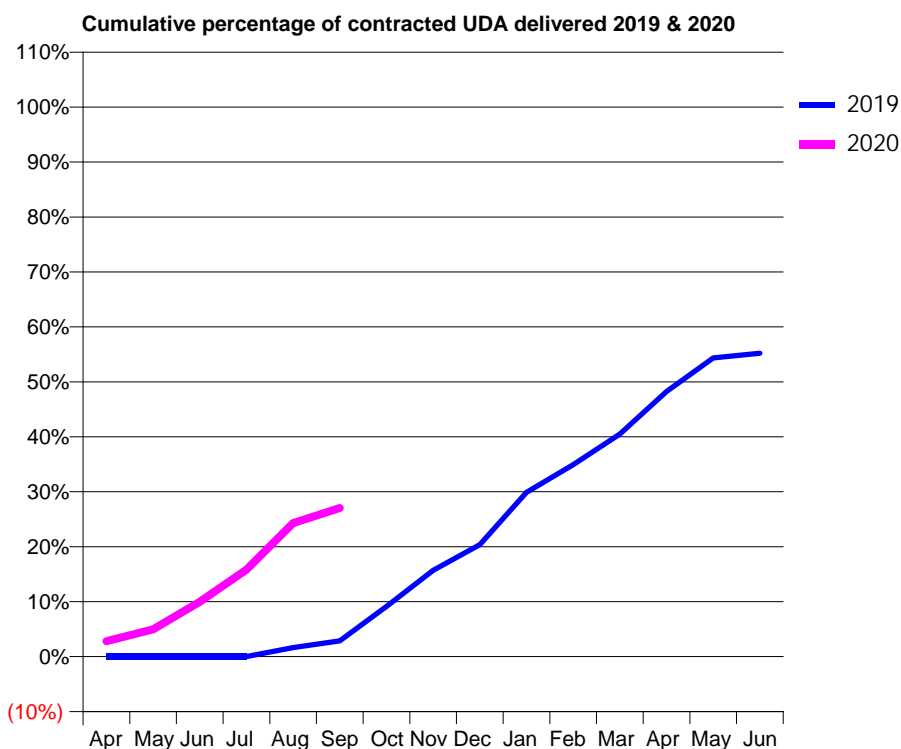
19/20 Contracted general activity (UDA)	4,295
Carry forward general activity (UDA)	0
19/20 Contracted orthodontic activity (UOA)	0
Carry forward orthodontic activity (UOA)	0
Baseline contract value	£121,548.50

### ACCESS\*

Patients seen in 24 months	Total	Change since previous quarter
Quarter ending September 2018	108	
Quarter ending December 2018	477	↑
Quarter ending March 2019	720	↑
Quarter ending June 2019	1,068	↑
Quarter ending September 2019	1,137	↑
<b>Variance since September 2018</b>	<b>952.8%</b>	<b>↑</b>



### ACTIVITY



Month	Adjusted Scheduled Activity (UDA)	
	2019	2020
April	0	120
May	0	213
June	0	429
July	0	680
August	94	1,044
September	166	1,161
October	528	
November	908	
December	1,178	
January	1,727	
February	2,019	
March	2,340	
April	2,789	
May	3,142	
June	3,190	

### QUALITY

	Quantity	Base Number	Contract	AT	Region	England
% of FP17s for the same patient ID Re-attending within 3 months - Children	10	263	3.8%	10.1%	12.1%	11.5%
% of FP17s for the same patient ID Re-attending within 3 months - Adults	32	641	5.0%	13.4%	15.6%	15.4%
% of FP17s for the same patient ID Re-attending between 3 & 9 months - Children	74	263	28.1%	63.4%	61.2%	59.7%
% of FP17s for the same patient ID Re-attending between 3 & 9 months - Adults	82	641	12.8%	56.9%	54.3%	51.7%
% of FP17s for Band 1 Urgent Courses	121	626	19.3%	7.5%	9.1%	9.2%
% of FP17s Relating to Free Repair or Replacements	4	626	0.6%	0.9%	0.9%	0.7%
% of FP17s Relating to Continuations	0	626	0.0%	0.9%	1.0%	0.8%
% of Patients satisfied with the dentistry they have received	0	0	N/A	94.6%	94.4%	93.5%
% of Patients satisfied with the time they had to wait for an appointment	0	0	N/A	86.1%	88.1%	87.4%

\* This is based on patients treated on this contract for their most recent course of treatment. Figures in italics indicate the base number of FP17s or Patient Questionnaire responses are less than 100. N/A is shown where the base number of responses is less than 10 during the period. % is calculated as Quantity/Base number\*100

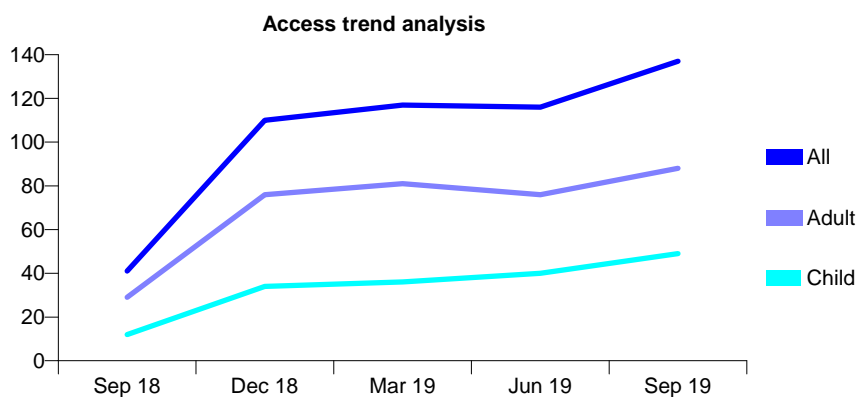
## Q52 - Vital Signs At a Glance Contract Report for 100824/0000 - September 2019

Name or company name	Perfect Smile Clinic (UK) Ltd
Contract type name	GDS Contract
Purpose of contract	General
Contract start date	01/07/2018
Contract end date	31/03/2021

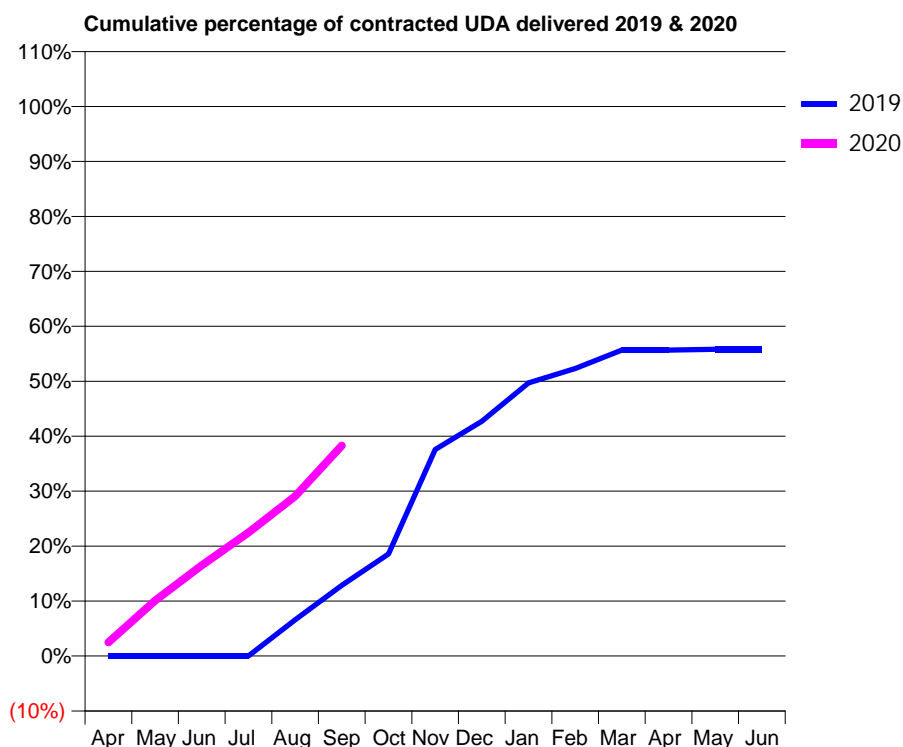
19/20 Contracted general activity (UDA)	685
Carry forward general activity (UDA)	0
19/20 Contracted orthodontic activity (UOA)	0
Carry forward orthodontic activity (UOA)	0
Baseline contract value	£19,385.50

### ACCESS\*

Patients seen in 24 months	Total	Change since previous quarter
Quarter ending September 2018	41	
Quarter ending December 2018	110	↑
Quarter ending March 2019	117	↑
Quarter ending June 2019	116	→
Quarter ending September 2019	137	↑
<b>Variance since September 2018</b>	<b>234.1%</b>	<b>↑</b>



### ACTIVITY



Month	Adjusted Scheduled Activity (UDA)	
	2019	2020
April	0	17
May	0	69
June	0	113
July	0	154
August	45	199
September	88	262
October	127	
November	257	
December	292	
January	340	
February	358	
March	381	
April	381	
May	382	
June	382	

### QUALITY

	Quantity	Base Number	Contract	AT	Region	England
% of FP17s for the same patient ID Re-attending within 3 months - Children	0	38	0.0%	10.1%	12.1%	11.5%
% of FP17s for the same patient ID Re-attending within 3 months - Adults	0	67	0.0%	13.4%	15.6%	15.4%
% of FP17s for the same patient ID Re-attending between 3 & 9 months - Children	15	38	39.5%	63.4%	61.2%	59.7%
% of FP17s for the same patient ID Re-attending between 3 & 9 months - Adults	29	67	43.3%	56.9%	54.3%	51.7%
% of FP17s for Band 1 Urgent Courses	1	104	1.0%	7.5%	9.1%	9.2%
% of FP17s Relating to Free Repair or Replacements	1	104	1.0%	0.9%	0.9%	0.7%
% of FP17s Relating to Continuations	0	104	0.0%	0.9%	1.0%	0.8%
% of Patients satisfied with the dentistry they have received	0	0	N/A	94.6%	94.4%	93.5%
% of Patients satisfied with the time they had to wait for an appointment	0	0	N/A	86.1%	88.1%	87.4%

\* This is based on patients treated on this contract for their most recent course of treatment. Figures in italics indicate the base number of FP17s or Patient Questionnaire responses are less than 100. N/A is shown where the base number of responses is less than 10 during the period. % is calculated as Quantity/Base number\*100

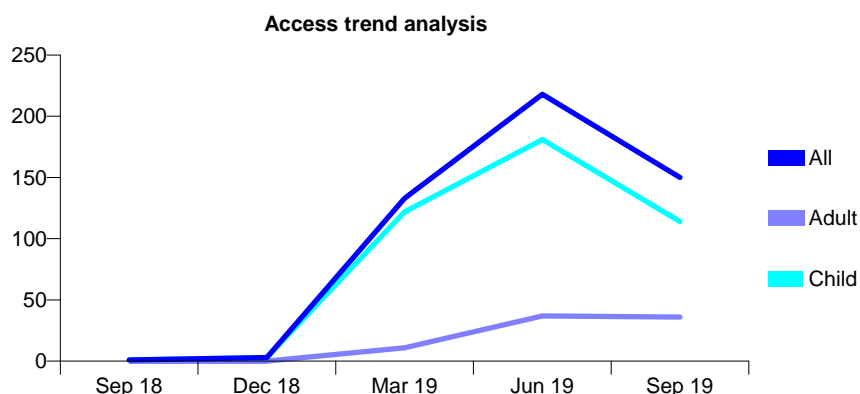
## Q52 - Vital Signs At a Glance Contract Report for 100825/0000 - September 2019

Name or company name	MR MP BROWN
Contract type name	GDS Contract
Purpose of contract	General
Contract start date	01/07/2018
Contract end date	31/03/2021

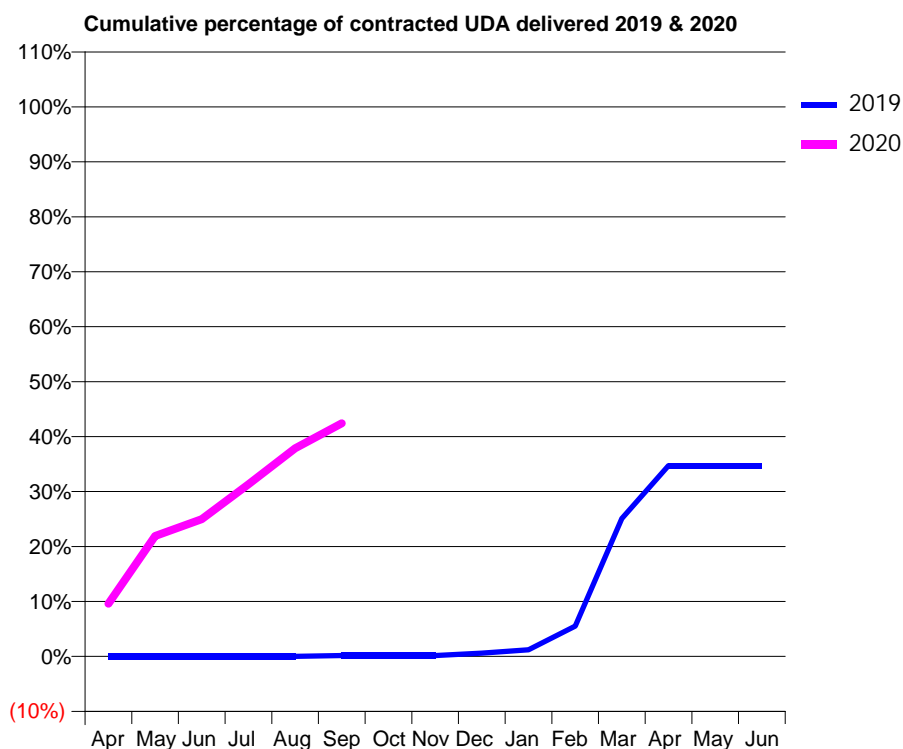
19/20 Contracted general activity (UDA)	490
Carry forward general activity (UDA)	0
19/20 Contracted orthodontic activity (UOA)	0
Carry forward orthodontic activity (UOA)	0
Baseline contract value	£13,867.00

### ACCESS\*

Patients seen in 24 months	Total	Change since previous quarter
Quarter ending September 2018	1	
Quarter ending December 2018	3	↑
Quarter ending March 2019	133	↑
Quarter ending June 2019	218	↑
Quarter ending September 2019	150	↓
<b>Variance since September 2018</b>	<b>14900.0%</b>	<b>↑</b>



### ACTIVITY



Month	Adjusted Scheduled Activity (UDA)	
	2019	2020
April	0	47
May	0	107
June	0	122
July	0	153
August	0	186
September	1	208
October	1	
November	1	
December	4	
January	8	
February	37	
March	168	
April	232	
May	232	
June	232	

### QUALITY

	Quantity	Base Number	Contract	AT	Region	England
% of FP17s for the same patient ID Re-attending within 3 months - Children	5	149	3.4%	10.1%	12.1%	11.5%
% of FP17s for the same patient ID Re-attending within 3 months - Adults	1	43	2.3%	13.4%	15.6%	15.4%
% of FP17s for the same patient ID Re-attending between 3 & 9 months - Children	20	149	13.4%	63.4%	61.2%	59.7%
% of FP17s for the same patient ID Re-attending between 3 & 9 months - Adults	2	43	4.7%	56.9%	54.3%	51.7%
% of FP17s for Band 1 Urgent Courses	4	149	2.7%	7.5%	9.1%	9.2%
% of FP17s Relating to Free Repair or Replacements	0	149	0.0%	0.9%	0.9%	0.7%
% of FP17s Relating to Continuations	2	149	1.3%	0.9%	1.0%	0.8%
% of Patients satisfied with the dentistry they have received	0	0	N/A	94.6%	94.4%	93.5%
% of Patients satisfied with the time they had to wait for an appointment	0	0	N/A	86.1%	88.1%	87.4%

\* This is based on patients treated on this contract for their most recent course of treatment. Figures in italics indicate the base number of FP17s or Patient Questionnaire responses are less than 100. N/A is shown where the base number of responses is less than 10 during the period. % is calculated as Quantity/Base number\*100

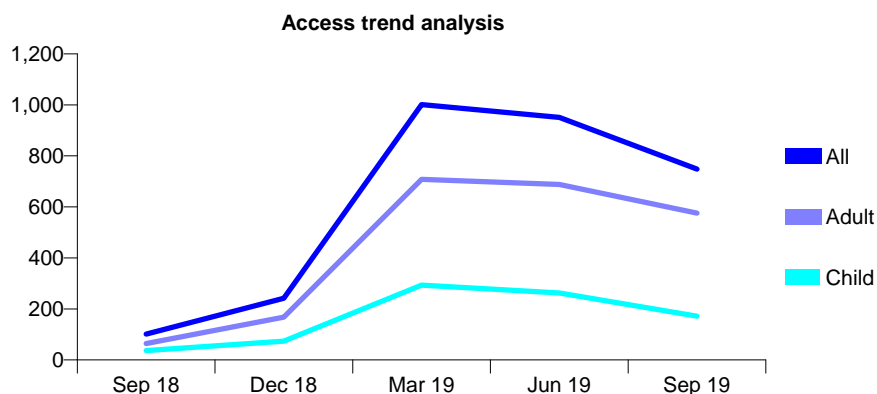
## Q52 - Vital Signs At a Glance Contract Report for 100826/0000 - September 2019

Name or company name	MR JS DEU
Contract type name	GDS Contract
Purpose of contract	General
Contract start date	01/07/2018
Contract end date	31/03/2021

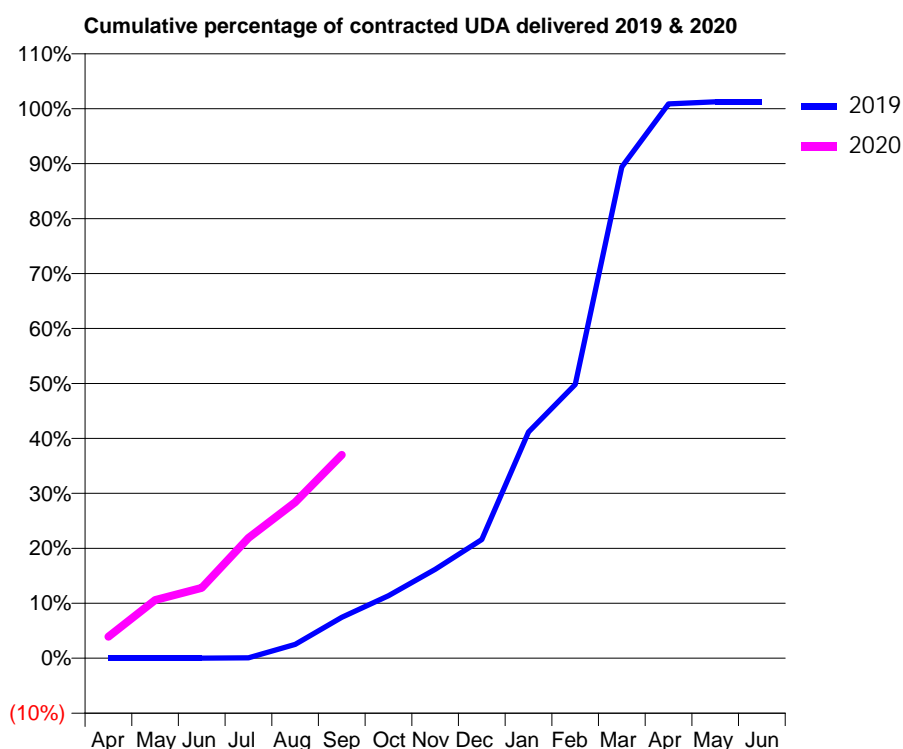
19/20 Contracted general activity (UDA)	2,188
Carry forward general activity (UDA)	0
19/20 Contracted orthodontic activity (UOA)	0
Carry forward orthodontic activity (UOA)	0
Baseline contract value	£61,920.40

### ACCESS\*

Patients seen in 24 months	Total	Change since previous quarter
Quarter ending September 2018	101	
Quarter ending December 2018	242	↑
Quarter ending March 2019	1,001	↑
Quarter ending June 2019	951	↓
Quarter ending September 2019	748	↓
<b>Variance since September 2018</b>	<b>640.6%</b>	<b>↑</b>



### ACTIVITY



Month	2019	2020
April	0	86
May	0	232
June	0	280
July	2	479
August	55	621
September	163	809
October	249	
November	354	
December	473	
January	901	
February	1,090	
March	1,956	
April	2,207	
May	2,215	
June	2,215	

### QUALITY

	Quantity	Base Number	Contract	AT	Region	England
% of FP17s for the same patient ID Re-attending within 3 months - Children	1	108	0.9%	10.1%	12.1%	11.5%
% of FP17s for the same patient ID Re-attending within 3 months - Adults	6	369	1.6%	13.4%	15.6%	15.4%
% of FP17s for the same patient ID Re-attending between 3 & 9 months - Children	1	108	0.9%	63.4%	61.2%	59.7%
% of FP17s for the same patient ID Re-attending between 3 & 9 months - Adults	5	369	1.4%	56.9%	54.3%	51.7%
% of FP17s for Band 1 Urgent Courses	1	341	0.3%	7.5%	9.1%	9.2%
% of FP17s Relating to Free Repair or Replacements	0	341	0.0%	0.9%	0.9%	0.7%
% of FP17s Relating to Continuations	1	341	0.3%	0.9%	1.0%	0.8%
% of Patients satisfied with the dentistry they have received	0	0	N/A	94.6%	94.4%	93.5%
% of Patients satisfied with the time they had to wait for an appointment	0	0	N/A	86.1%	88.1%	87.4%

\* This is based on patients treated on this contract for their most recent course of treatment.

Figures in italics indicate the base number of FP17s or Patient Questionnaire responses are less than 100. N/A is shown where the base number of responses is less than 10 during the period. % is calculated as Quantity/Base number\*100

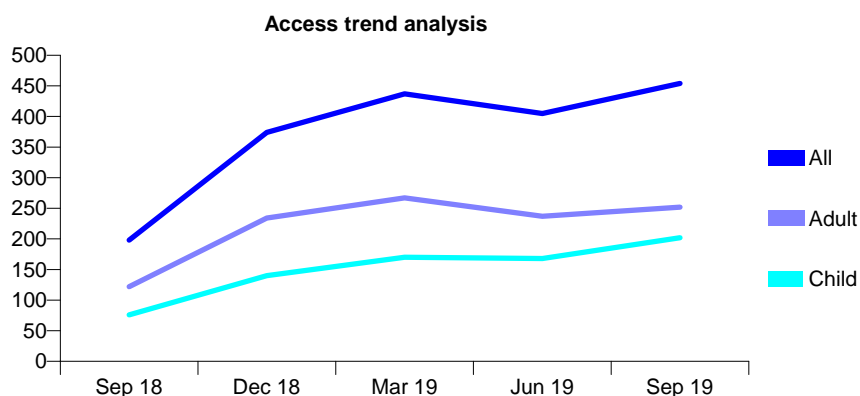
## Q52 - Vital Signs At a Glance Contract Report for 100827/0000 - September 2019

Name or company name	MR PR ELLUL
Contract type name	GDS Contract
Purpose of contract	General
Contract start date	01/07/2018
Contract end date	31/03/2021

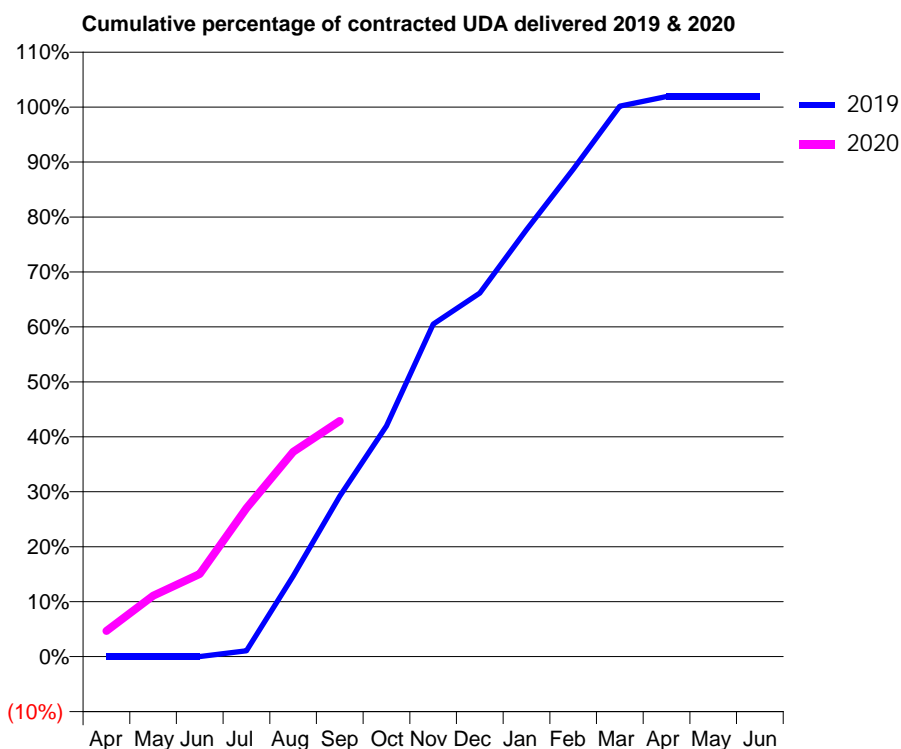
19/20 Contracted general activity (UDA)	1,030
Carry forward general activity (UDA)	0
19/20 Contracted orthodontic activity (UOA)	0
Carry forward orthodontic activity (UOA)	0
Baseline contract value	£29,149.00

### ACCESS\*

Patients seen in 24 months	Total	Change since previous quarter
Quarter ending September 2018	198	
Quarter ending December 2018	374	↑
Quarter ending March 2019	437	↑
Quarter ending June 2019	405	↓
Quarter ending September 2019	454	↑
<b>Variance since September 2018</b>	<b>129.3%</b>	<b>↑</b>



### ACTIVITY



Month	Adjusted Scheduled Activity (UDA)	
	2019	2020
April	0	48
May	0	114
June	0	155
July	11	278
August	151	384
September	301	442
October	432	-
November	623	-
December	682	-
January	800	-
February	913	-
March	1,032	-
April	1,050	-
May	1,050	-
June	1,050	-

### QUALITY

	Quantity	Base Number	Contract	AT	Region	England
% of FP17s for the same patient ID Re-attending within 3 months - Children	0	137	0.0%	10.1%	12.1%	11.5%
% of FP17s for the same patient ID Re-attending within 3 months - Adults	8	172	4.7%	13.4%	15.6%	15.4%
% of FP17s for the same patient ID Re-attending between 3 & 9 months - Children	62	137	45.3%	63.4%	61.2%	59.7%
% of FP17s for the same patient ID Re-attending between 3 & 9 months - Adults	67	172	39.0%	56.9%	54.3%	51.7%
% of FP17s for Band 1 Urgent Courses	9	298	3.0%	7.5%	9.1%	9.2%
% of FP17s Relating to Free Repair or Replacements	4	298	1.3%	0.9%	0.9%	0.7%
% of FP17s Relating to Continuations	0	298	0.0%	0.9%	1.0%	0.8%
% of Patients satisfied with the dentistry they have received	0	0	N/A	94.6%	94.4%	93.5%
% of Patients satisfied with the time they had to wait for an appointment	0	0	N/A	86.1%	88.1%	87.4%

\* This is based on patients treated on this contract for their most recent course of treatment. Figures in italics indicate the base number of FP17s or Patient Questionnaire responses are less than 100. N/A is shown where the base number of responses is less than 10 during the period. % is calculated as Quantity/Base number\*100



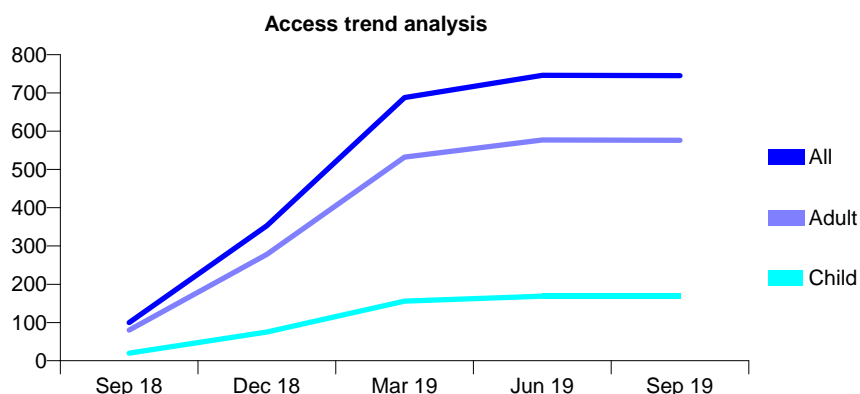
## Q52 - Vital Signs At a Glance Contract Report for 100828/0000 - September 2019

Name or company name	Bingley Dental Practice
Contract type name	GDS Contract
Purpose of contract	General
Contract start date	01/07/2018
Contract end date	31/03/2021

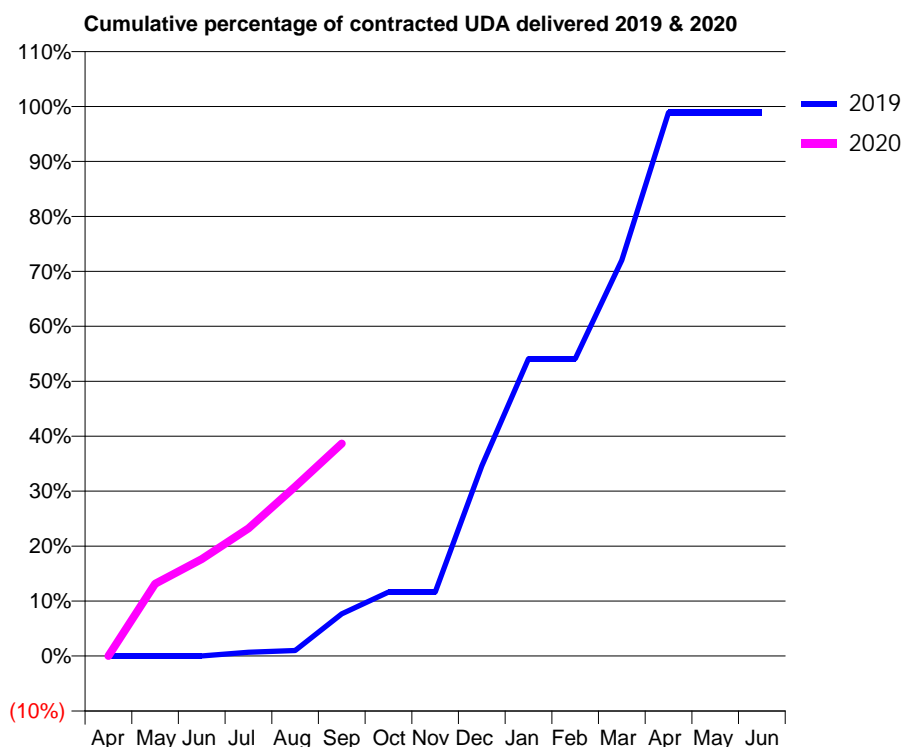
19/20 Contracted general activity (UDA)	2,947
Carry forward general activity (UDA)	0
19/20 Contracted orthodontic activity (UOA)	0
Carry forward orthodontic activity (UOA)	0
Baseline contract value	£83,400.10

### ACCESS\*

Patients seen in 24 months	Total	Change since previous quarter
Quarter ending September 2018	100	
Quarter ending December 2018	353	↑
Quarter ending March 2019	688	↑
Quarter ending June 2019	746	↑
Quarter ending September 2019	745	→
<b>Variance since September 2018</b>	<b>645.0%</b>	<b>↑</b>



### ACTIVITY



Month	Adjusted Scheduled Activity (UDA)	
	2019	2020
April	0	0
May	0	388
June	0	520
July	21	685
August	30	909
September	227	1,139
October	343	
November	343	
December	1,019	
January	1,594	
February	1,594	
March	2,123	
April	2,915	
May	2,915	
June	2,915	

### QUALITY

	Quantity	Base Number	Contract	AT	Region	England
% of FP17s for the same patient ID Re-attending within 3 months - Children	17	161	10.6%	10.1%	12.1%	11.5%
% of FP17s for the same patient ID Re-attending within 3 months - Adults	62	506	12.3%	13.4%	15.6%	15.4%
% of FP17s for the same patient ID Re-attending between 3 & 9 months - Children	51	161	31.7%	63.4%	61.2%	59.7%
% of FP17s for the same patient ID Re-attending between 3 & 9 months - Adults	171	506	33.8%	56.9%	54.3%	51.7%
% of FP17s for Band 1 Urgent Courses	32	423	7.6%	7.5%	9.1%	9.2%
% of FP17s Relating to Free Repair or Replacements	6	423	1.4%	0.9%	0.9%	0.7%
% of FP17s Relating to Continuations	0	423	0.0%	0.9%	1.0%	0.8%
% of Patients satisfied with the dentistry they have received	1	1	N/A	94.6%	94.4%	93.5%
% of Patients satisfied with the time they had to wait for an appointment	1	1	N/A	86.1%	88.1%	87.4%

\* This is based on patients treated on this contract for their most recent course of treatment. Figures in italics indicate the base number of FP17s or Patient Questionnaire responses are less than 100. N/A is shown where the base number of responses is less than 10 during the period. % is calculated as Quantity/Base number\*100

## Q52 - Vital Signs At a Glance Contract Report for 100829/0000 - September 2019

Name or company name	Stable Court Dental Surgery Limited
Contract type name	GDS Contract
Purpose of contract	General
Contract start date	01/07/2018
Contract end date	31/03/2021

19/20 Contracted general activity (UDA)	1,241
Carry forward general activity (UDA)	0
19/20 Contracted orthodontic activity (UOA)	0
Carry forward orthodontic activity (UOA)	0
Baseline contract value	£35,120.30

### ACCESS\*

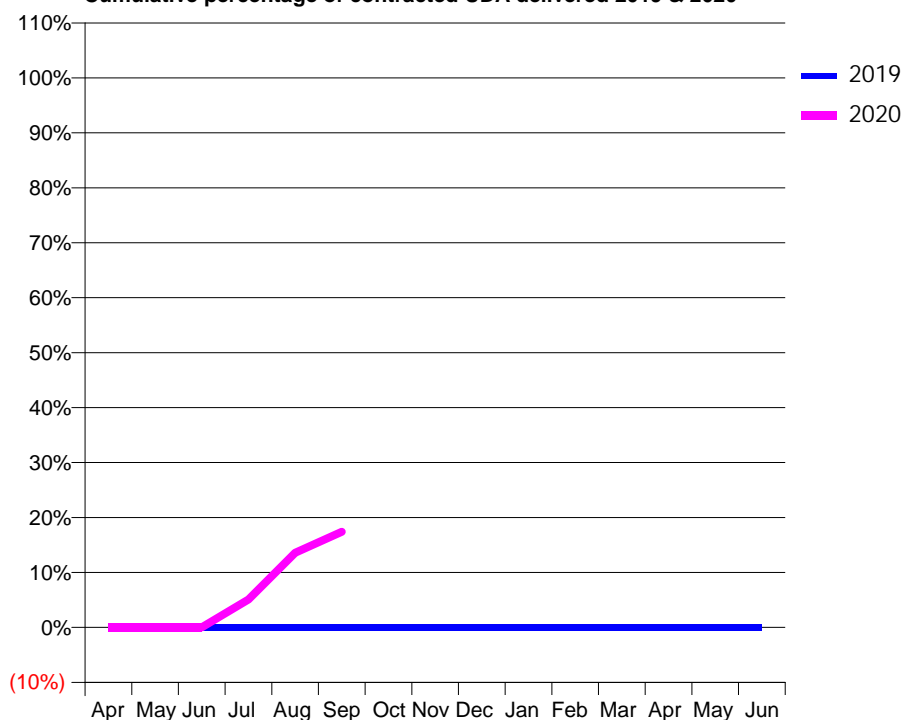
Patients seen in 24 months	Total	Change since previous quarter
Quarter ending September 2018	0	
Quarter ending December 2018	0	
Quarter ending March 2019	0	
Quarter ending June 2019	0	
Quarter ending September 2019	160	↑
<b>Variance since September 2018</b>	N/A	

### Access trend analysis



### ACTIVITY

Cumulative percentage of contracted UDA delivered 2019 & 2020



Adjusted Scheduled Activity (UDA)

Month	2019	2020
April	0	0
May	0	0
June	0	0
July	0	63
August	0	169
September	0	216
October	0	
November	0	
December	0	
January	0	
February	0	
March	0	
April	0	
May	0	
June	0	

### QUALITY

	Quantity	Base Number	Contract	AT	Region	England
% of FP17s for the same patient ID Re-attending within 3 months - Children	1	54	1.9%	10.1%	12.1%	11.5%
% of FP17s for the same patient ID Re-attending within 3 months - Adults	0	103	0.0%	13.4%	15.6%	15.4%
% of FP17s for the same patient ID Re-attending between 3 & 9 months - Children	0	54	0.0%	63.4%	61.2%	59.7%
% of FP17s for the same patient ID Re-attending between 3 & 9 months - Adults	0	103	0.0%	56.9%	54.3%	51.7%
% of FP17s for Band 1 Urgent Courses	10	157	6.4%	7.5%	9.1%	9.2%
% of FP17s Relating to Free Repair or Replacements	0	157	0.0%	0.9%	0.9%	0.7%
% of FP17s Relating to Continuations	0	157	0.0%	0.9%	1.0%	0.8%
% of Patients satisfied with the dentistry they have received	0	0	N/A	94.6%	94.4%	93.5%
% of Patients satisfied with the time they had to wait for an appointment	0	0	N/A	86.1%	88.1%	87.4%

\* This is based on patients treated on this contract for their most recent course of treatment.

Figures in italics indicate the base number of FP17s or Patient Questionnaire responses are less than 100. N/A is shown where the base number of responses is less than 10 during the period. % is calculated as Quantity/Base number\*100

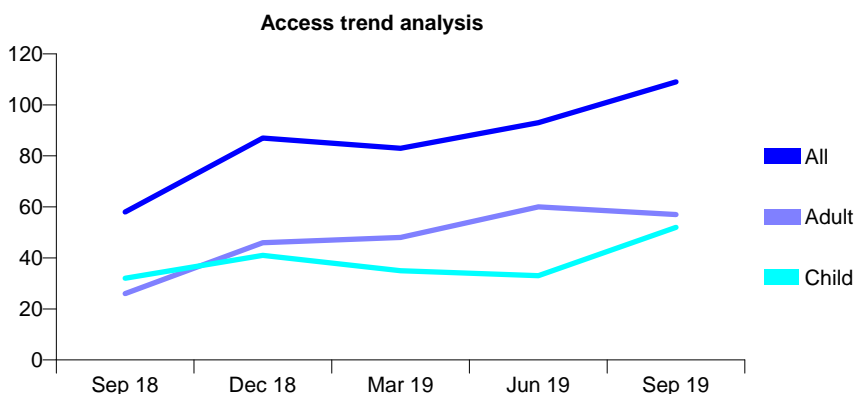
## Q52 - Vital Signs At a Glance Contract Report for 100830/0000 - September 2019

Name or company name	MISS F SHAKOOR
Contract type name	GDS Contract
Purpose of contract	General
Contract start date	01/07/2018
Contract end date	31/03/2021

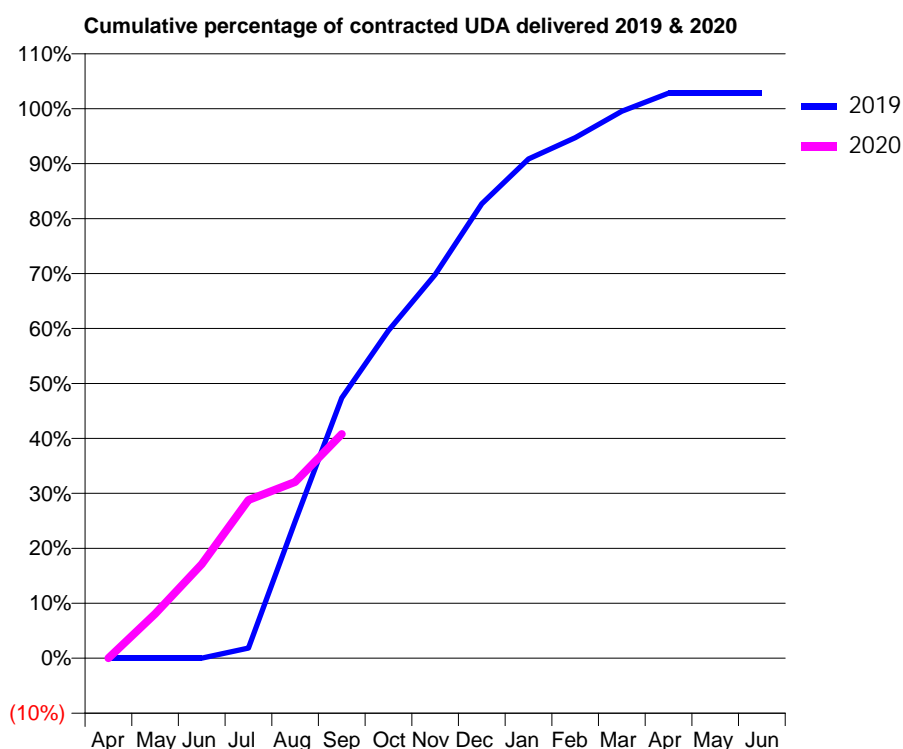
19/20 Contracted general activity (UDA)	334
Carry forward general activity (UDA)	0
19/20 Contracted orthodontic activity (UOA)	0
Carry forward orthodontic activity (UOA)	0
Baseline contract value	£9,452.20

### ACCESS\*

Patients seen in 24 months	Total	Change since previous quarter
Quarter ending September 2018	58	
Quarter ending December 2018	87	↑
Quarter ending March 2019	83	↓
Quarter ending June 2019	93	↑
Quarter ending September 2019	109	↑
<b>Variance since September 2018</b>	<b>87.9%</b>	<b>↑</b>



### ACTIVITY



Adjusted Scheduled Activity (UDA)		
Month	2019	2020
April	0	0
May	0	27
June	0	57
July	6	96
August	83	107
September	158	136
October	199	
November	233	
December	276	
January	303	
February	316	
March	332	
April	343	
May	343	
June	343	

### QUALITY

	Quantity	Base Number	Contract	AT	Region	England
% of FP17s for the same patient ID Re-attending within 3 months - Children	0	27	0.0%	10.1%	12.1%	11.5%
% of FP17s for the same patient ID Re-attending within 3 months - Adults	0	32	0.0%	13.4%	15.6%	15.4%
% of FP17s for the same patient ID Re-attending between 3 & 9 months - Children	1	27	3.7%	63.4%	61.2%	59.7%
% of FP17s for the same patient ID Re-attending between 3 & 9 months - Adults	0	32	0.0%	56.9%	54.3%	51.7%
% of FP17s for Band 1 Urgent Courses	1	54	1.9%	7.5%	9.1%	9.2%
% of FP17s Relating to Free Repair or Replacements	1	54	1.9%	0.9%	0.9%	0.7%
% of FP17s Relating to Continuations	0	54	0.0%	0.9%	1.0%	0.8%
% of Patients satisfied with the dentistry they have received	0	0	N/A	94.6%	94.4%	93.5%
% of Patients satisfied with the time they had to wait for an appointment	0	0	N/A	86.1%	88.1%	87.4%

\* This is based on patients treated on this contract for their most recent course of treatment.

Figures in italics indicate the base number of FP17s or Patient Questionnaire responses are less than 100. N/A is shown where the base number of responses is less than 10 during the period. % is calculated as Quantity/Base number\*100

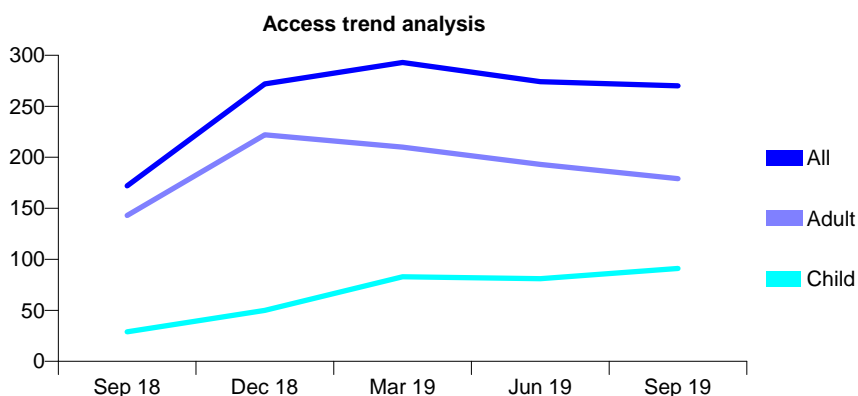
## Q52 - Vital Signs At a Glance Contract Report for 100832/0000 - September 2019

Name or company name	MR MA SPEIGHT
Contract type name	GDS Contract
Purpose of contract	General
Contract start date	01/07/2018
Contract end date	31/03/2021

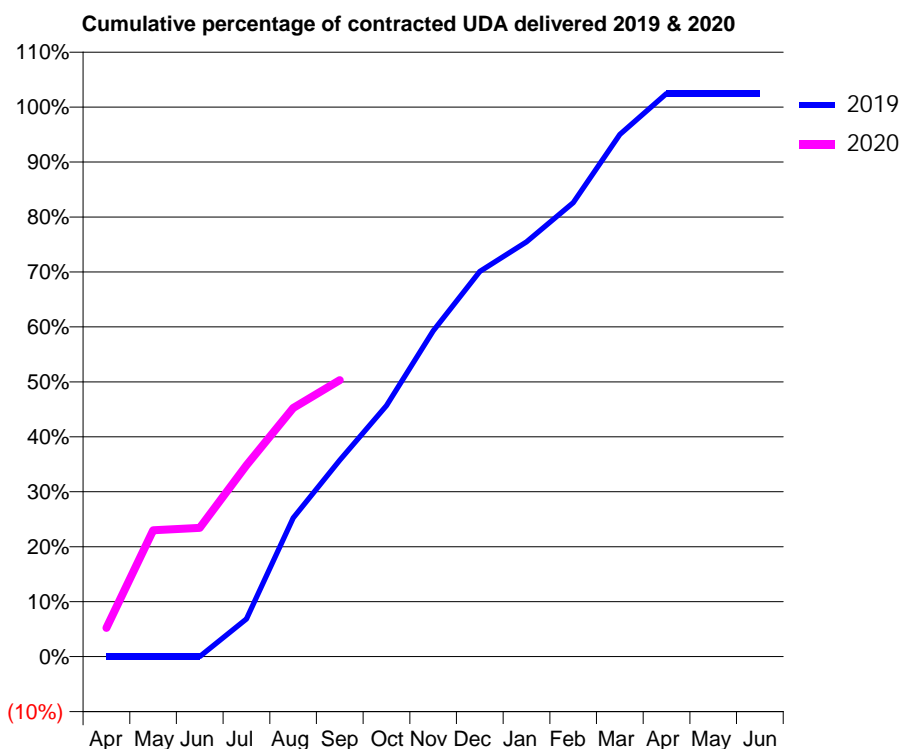
19/20 Contracted general activity (UDA)	670
Carry forward general activity (UDA)	0
19/20 Contracted orthodontic activity (UOA)	0
Carry forward orthodontic activity (UOA)	0
Baseline contract value	£18,961.00

### ACCESS\*

Patients seen in 24 months	Total	Change since previous quarter
Quarter ending September 2018	172	
Quarter ending December 2018	272	↑
Quarter ending March 2019	293	↑
Quarter ending June 2019	274	↓
Quarter ending September 2019	270	↓
<b>Variance since September 2018</b>	<b>57.0%</b>	<b>↑</b>



### ACTIVITY



Month	Adjusted Scheduled Activity (UDA)	
	2019	2020
April	0	35
May	0	154
June	0	157
July	46	233
August	169	303
September	240	337
October	306	
November	397	
December	469	
January	506	
February	554	
March	637	
April	687	
May	687	
June	687	

### QUALITY

	Quantity	Base Number	Contract	AT	Region	England
% of FP17s for the same patient ID Re-attending within 3 months - Children	0	50	0.0%	10.1%	12.1%	11.5%
% of FP17s for the same patient ID Re-attending within 3 months - Adults	0	104	0.0%	13.4%	15.6%	15.4%
% of FP17s for the same patient ID Re-attending between 3 & 9 months - Children	0	50	0.0%	63.4%	61.2%	59.7%
% of FP17s for the same patient ID Re-attending between 3 & 9 months - Adults	1	104	1.0%	56.9%	54.3%	51.7%
% of FP17s for Band 1 Urgent Courses	1	127	0.8%	7.5%	9.1%	9.2%
% of FP17s Relating to Free Repair or Replacements	0	127	0.0%	0.9%	0.9%	0.7%
% of FP17s Relating to Continuations	0	127	0.0%	0.9%	1.0%	0.8%
% of Patients satisfied with the dentistry they have received	0	0	N/A	94.6%	94.4%	93.5%
% of Patients satisfied with the time they had to wait for an appointment	0	0	N/A	86.1%	88.1%	87.4%

\* This is based on patients treated on this contract for their most recent course of treatment. Figures in italics indicate the base number of FP17s or Patient Questionnaire responses are less than 100. N/A is shown where the base number of responses is less than 10 during the period. % is calculated as Quantity/Base number\*100

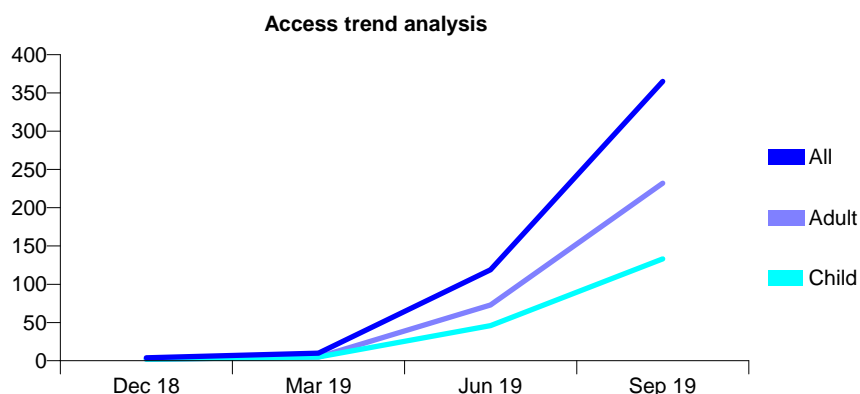
## Q52 - Vital Signs At a Glance Contract Report for 100833/0000 - September 2019

Name or company name	Church Street Dental Partnership
Contract type name	GDS Contract
Purpose of contract	General
Contract start date	01/07/2018
Contract end date	31/03/2021

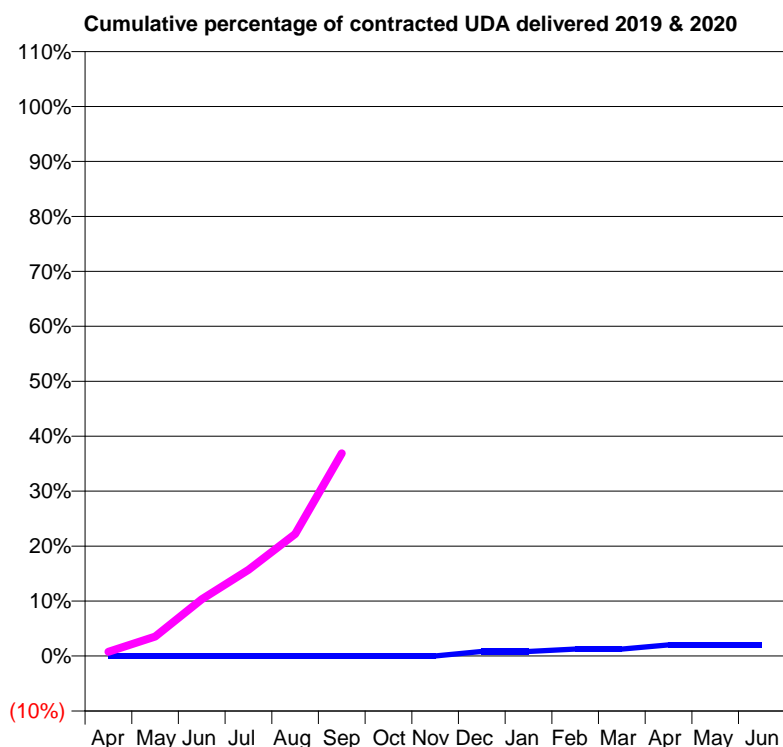
19/20 Contracted general activity (UDA)	1,899
Carry forward general activity (UDA)	0
19/20 Contracted orthodontic activity (UOA)	0
Carry forward orthodontic activity (UOA)	0
Baseline contract value	£53,741.70

### ACCESS\*

Patients seen in 24 months	Total	Change since previous quarter
Quarter ending September 2018	0	
Quarter ending December 2018	4	↑
Quarter ending March 2019	10	↑
Quarter ending June 2019	119	↑
Quarter ending September 2019	365	↑
<b>Variance since September 2018</b>	N/A	



### ACTIVITY



Month	Adjusted Scheduled Activity (UDA)	
	2019	2020
April	0	15
May	0	67
June	0	196
July	0	298
August	0	422
September	0	700
October	0	
November	0	
December	12	
January	12	
February	18	
March	18	
April	29	
May	29	
June	29	

### QUALITY

	Quantity	Base Number	Contract	AT	Region	England
% of FP17s for the same patient ID Re-attending within 3 months - Children	0	128	0.0%	10.1%	12.1%	11.5%
% of FP17s for the same patient ID Re-attending within 3 months - Adults	3	196	1.5%	13.4%	15.6%	15.4%
% of FP17s for the same patient ID Re-attending between 3 & 9 months - Children	0	128	0.0%	63.4%	61.2%	59.7%
% of FP17s for the same patient ID Re-attending between 3 & 9 months - Adults	2	196	1.0%	56.9%	54.3%	51.7%
% of FP17s for Band 1 Urgent Courses	2	318	0.6%	7.5%	9.1%	9.2%
% of FP17s Relating to Free Repair or Replacements	1	318	0.3%	0.9%	0.9%	0.7%
% of FP17s Relating to Continuations	0	318	0.0%	0.9%	1.0%	0.8%
% of Patients satisfied with the dentistry they have received	0	0	N/A	94.6%	94.4%	93.5%
% of Patients satisfied with the time they had to wait for an appointment	0	0	N/A	86.1%	88.1%	87.4%

\* This is based on patients treated on this contract for their most recent course of treatment. Figures in italics indicate the base number of FP17s or Patient Questionnaire responses are less than 100. N/A is shown where the base number of responses is less than 10 during the period. % is calculated as Quantity/Base number\*100

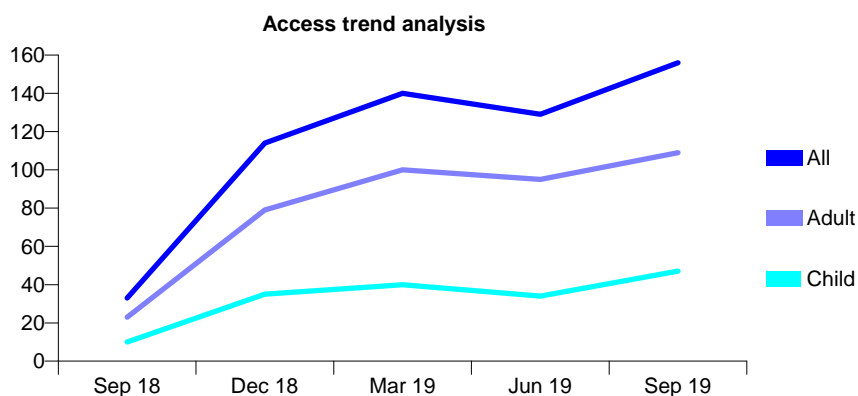
## Q52 - Vital Signs At a Glance Contract Report for 100834/0000 - September 2019

Name or company name	Mr Imtiaz Khajwal
Contract type name	GDS Contract
Purpose of contract	General
Contract start date	01/08/2018
Contract end date	31/03/2021

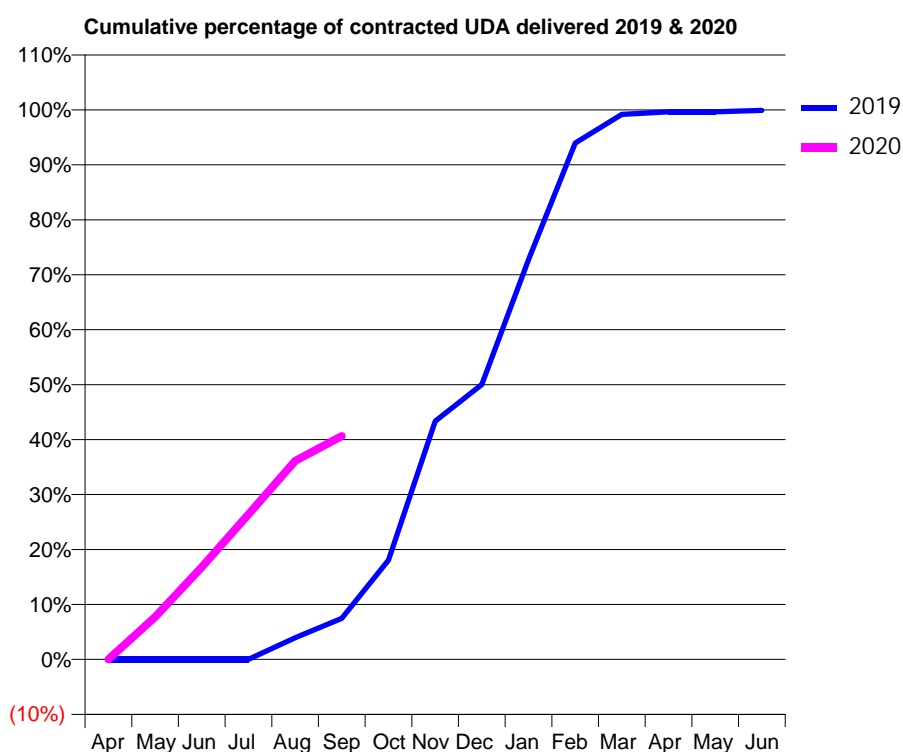
19/20 Contracted general activity (UDA)	608
Carry forward general activity (UDA)	0
19/20 Contracted orthodontic activity (UOA)	0
Carry forward orthodontic activity (UOA)	0
Baseline contract value	£17,206.40

### ACCESS\*

Patients seen in 24 months	Total	Change since previous quarter
Quarter ending September 2018	33	
Quarter ending December 2018	114	↑
Quarter ending March 2019	140	↑
Quarter ending June 2019	129	↓
Quarter ending September 2019	156	↑
<b>Variance since September 2018</b>	<b>372.7%</b>	<b>↑</b>



### ACTIVITY



Month	Adjusted Scheduled Activity (UDA)	
	2019	2020
April	0	0
May	0	47
June	0	102
July	0	160
August	16	220
September	30	247
October	73	
November	176	
December	203	
January	295	
February	381	
March	402	
April	404	
May	404	
June	405	

### QUALITY

	Quantity	Base Number	Contract	AT	Region	England
% of FP17s for the same patient ID Re-attending within 3 months - Children	4	40	10.0%	10.1%	12.1%	11.5%
% of FP17s for the same patient ID Re-attending within 3 months - Adults	5	82	6.1%	13.4%	15.6%	15.4%
% of FP17s for the same patient ID Re-attending between 3 & 9 months - Children	10	40	25.0%	63.4%	61.2%	59.7%
% of FP17s for the same patient ID Re-attending between 3 & 9 months - Adults	17	82	20.7%	56.9%	54.3%	51.7%
% of FP17s for Band 1 Urgent Courses	5	118	4.2%	7.5%	9.1%	9.2%
% of FP17s Relating to Free Repair or Replacements	1	118	0.8%	0.9%	0.9%	0.7%
% of FP17s Relating to Continuations	1	118	0.8%	0.9%	1.0%	0.8%
% of Patients satisfied with the dentistry they have received	0	0	N/A	94.6%	94.4%	93.5%
% of Patients satisfied with the time they had to wait for an appointment	0	0	N/A	86.1%	88.1%	87.4%

\* This is based on patients treated on this contract for their most recent course of treatment. Figures in italics indicate the base number of FP17s or Patient Questionnaire responses are less than 100. N/A is shown where the base number of responses is less than 10 during the period. % is calculated as Quantity/Base number\*100

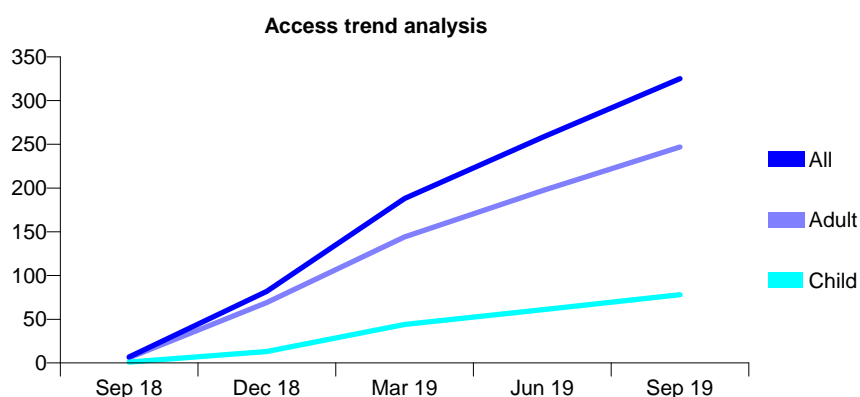
## Q52 - Vital Signs At a Glance Contract Report for 100836/0000 - September 2019

Name or company name	Chris Anderson Dental Surgeon Limited
Contract type name	GDS Contract
Purpose of contract	General
Contract start date	01/09/2018
Contract end date	31/03/2021

19/20 Contracted general activity (UDA)	900
Carry forward general activity (UDA)	0
19/20 Contracted orthodontic activity (UOA)	0
Carry forward orthodontic activity (UOA)	0
Baseline contract value	£25,470.00

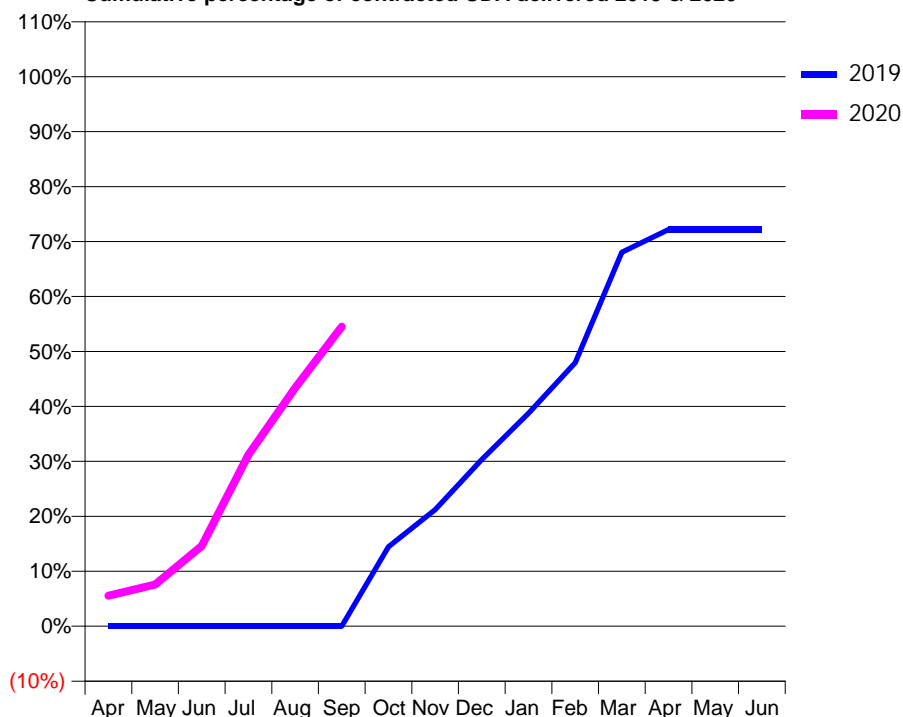
### ACCESS\*

Patients seen in 24 months	Total	Change since previous quarter
Quarter ending September 2018	7	
Quarter ending December 2018	82	↑
Quarter ending March 2019	188	↑
Quarter ending June 2019	258	↑
Quarter ending September 2019	325	↑
<b>Variance since September 2018</b>	<b>4542.9%</b>	<b>↑</b>



### ACTIVITY

Cumulative percentage of contracted UDA delivered 2019 & 2020



Adjusted Scheduled Activity (UDA)

Month	2019	2020
April	0	50
May	0	68
June	0	131
July	0	281
August	0	390
September	0	490
October	90	
November	133	
December	190	
January	242	
February	300	
March	425	
April	451	
May	451	
June	451	

### QUALITY

	Quantity	Base Number	Contract	AT	Region	England
% of FP17s for the same patient ID Re-attending within 3 months - Children	0	60	0.0%	10.1%	12.1%	11.5%
% of FP17s for the same patient ID Re-attending within 3 months - Adults	11	188	5.9%	13.4%	15.6%	15.4%
% of FP17s for the same patient ID Re-attending between 3 & 9 months - Children	15	60	25.0%	63.4%	61.2%	59.7%
% of FP17s for the same patient ID Re-attending between 3 & 9 months - Adults	61	188	32.4%	56.9%	54.3%	51.7%
% of FP17s for Band 1 Urgent Courses	7	234	3.0%	7.5%	9.1%	9.2%
% of FP17s Relating to Free Repair or Replacements	5	234	2.1%	0.9%	0.9%	0.7%
% of FP17s Relating to Continuations	1	234	0.4%	0.9%	1.0%	0.8%
% of Patients satisfied with the dentistry they have received	0	0	N/A	94.6%	94.4%	93.5%
% of Patients satisfied with the time they had to wait for an appointment	0	0	N/A	86.1%	88.1%	87.4%

\* This is based on patients treated on this contract for their most recent course of treatment.

Figures in italics indicate the base number of FP17s or Patient Questionnaire responses are less than 100. N/A is shown where the base number of responses is less than 10 during the period. % is calculated as Quantity/Base number\*100

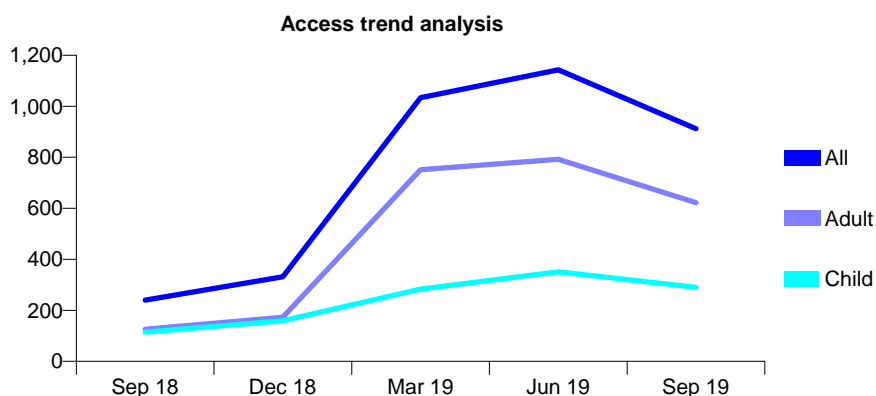
## Q52 - Vital Signs At a Glance Contract Report for 100837/0000 - September 2019

Name or company name	Bailiff Bridge Dental Practice
Contract type name	GDS Contract
Purpose of contract	General
Contract start date	01/07/2018
Contract end date	31/03/2021

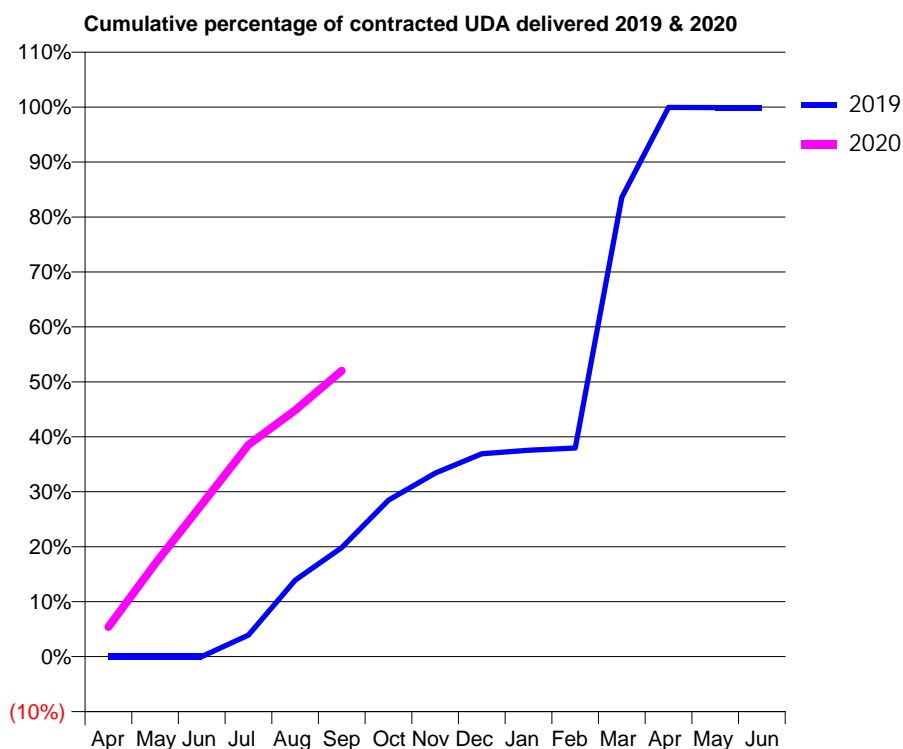
19/20 Contracted general activity (UDA)	2,700
Carry forward general activity (UDA)	0
19/20 Contracted orthodontic activity (UOA)	0
Carry forward orthodontic activity (UOA)	0
Baseline contract value	£76,410.00

### ACCESS\*

Patients seen in 24 months	Total	Change since previous quarter
Quarter ending September 2018	240	
Quarter ending December 2018	332	↑
Quarter ending March 2019	1,034	↑
Quarter ending June 2019	1,143	↑
Quarter ending September 2019	912	↓
<b>Variance since September 2018</b>	<b>280.0%</b>	<b>↑</b>



### ACTIVITY



Month	Adjusted Scheduled Activity (UDA)	
	2019	2020
April	0	146
May	0	457
June	0	747
July	94	1,041
August	334	1,210
September	477	1,405
October	683	
November	801	
December	886	
January	901	
February	911	
March	2,006	
April	2,398	
May	2,397	
June	2,397	

### QUALITY

	Quantity	Base Number	Contract	AT	Region	England
% of FP17s for the same patient ID Re-attending within 3 months - Children	27	293	9.2%	10.1%	12.1%	11.5%
% of FP17s for the same patient ID Re-attending within 3 months - Adults	33	442	7.5%	13.4%	15.6%	15.4%
% of FP17s for the same patient ID Re-attending between 3 & 9 months - Children	36	293	12.3%	63.4%	61.2%	59.7%
% of FP17s for the same patient ID Re-attending between 3 & 9 months - Adults	26	442	5.9%	56.9%	54.3%	51.7%
% of FP17s for Band 1 Urgent Courses	28	514	5.4%	7.5%	9.1%	9.2%
% of FP17s Relating to Free Repair or Replacements	2	514	0.4%	0.9%	0.9%	0.7%
% of FP17s Relating to Continuations	9	514	1.8%	0.9%	1.0%	0.8%
% of Patients satisfied with the dentistry they have received	0	0	N/A	94.6%	94.4%	93.5%
% of Patients satisfied with the time they had to wait for an appointment	0	0	N/A	86.1%	88.1%	87.4%

\* This is based on patients treated on this contract for their most recent course of treatment. Figures in italics indicate the base number of FP17s or Patient Questionnaire responses are less than 100. N/A is shown where the base number of responses is less than 10 during the period. % is calculated as Quantity/Base number\*100



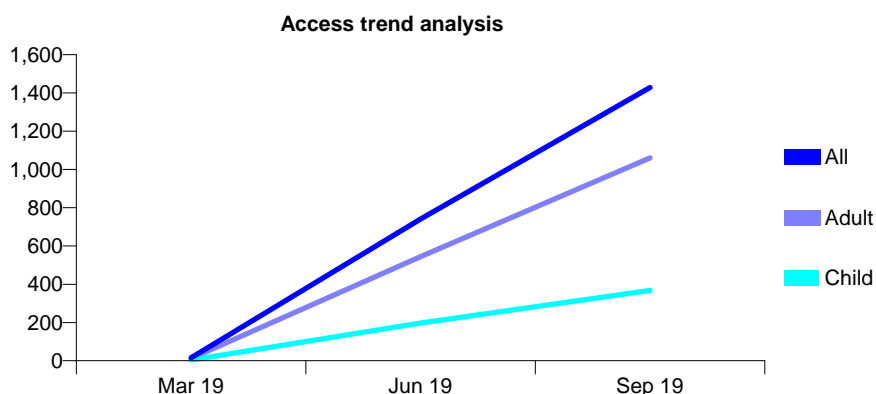
## Q52 - Vital Signs At a Glance Contract Report for 100838/0000 - September 2019

Name or company name	The Parade Dental
Contract type name	GDS Contract
Purpose of contract	General
Contract start date	01/10/2018
Contract end date	31/03/2021

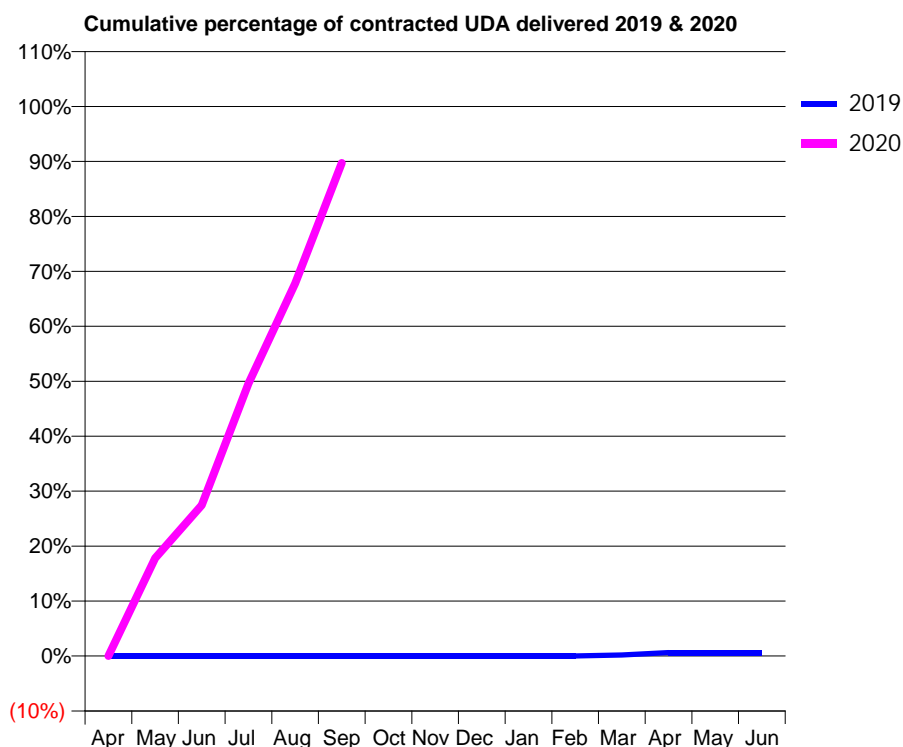
19/20 Contracted general activity (UDA)	4,510
Carry forward general activity (UDA)	0
19/20 Contracted orthodontic activity (UOA)	0
Carry forward orthodontic activity (UOA)	0
Baseline contract value	£127,633.00

### ACCESS\*

Patients seen in 24 months	Total	Change since previous quarter
Quarter ending September 2018	0	
Quarter ending December 2018	0	
Quarter ending March 2019	16	
Quarter ending June 2019	741	↑
Quarter ending September 2019	1,428	↑
<b>Variance since September 2018</b>	N/A	



### ACTIVITY



Month	Adjusted Scheduled Activity (UDA)	
	2019	2020
April	0	0
May	0	804
June	0	1,239
July	0	2,237
August	0	3,058
September	0	4,046
October	0	
November	0	
December	0	
January	1	
February	1	
March	10	
April	34	
May	34	
June	34	

### QUALITY

	Quantity	Base Number	Contract	AT	Region	England
% of FP17s for the same patient ID Re-attending within 3 months - Children	6	387	1.6%	10.1%	12.1%	11.5%
% of FP17s for the same patient ID Re-attending within 3 months - Adults	42	1,124	3.7%	13.4%	15.6%	15.4%
% of FP17s for the same patient ID Re-attending between 3 & 9 months - Children	9	387	2.3%	63.4%	61.2%	59.7%
% of FP17s for the same patient ID Re-attending between 3 & 9 months - Adults	26	1,124	2.3%	56.9%	54.3%	51.7%
% of FP17s for Band 1 Urgent Courses	29	1,499	1.9%	7.5%	9.1%	9.2%
% of FP17s Relating to Free Repair or Replacements	8	1,499	0.5%	0.9%	0.9%	0.7%
% of FP17s Relating to Continuations	7	1,499	0.5%	0.9%	1.0%	0.8%
% of Patients satisfied with the dentistry they have received	0	0	N/A	94.6%	94.4%	93.5%
% of Patients satisfied with the time they had to wait for an appointment	0	0	N/A	86.1%	88.1%	87.4%

\* This is based on patients treated on this contract for their most recent course of treatment. Figures in italics indicate the base number of FP17s or Patient Questionnaire responses are less than 100. N/A is shown where the base number of responses is less than 10 during the period. % is calculated as Quantity/Base number\*100

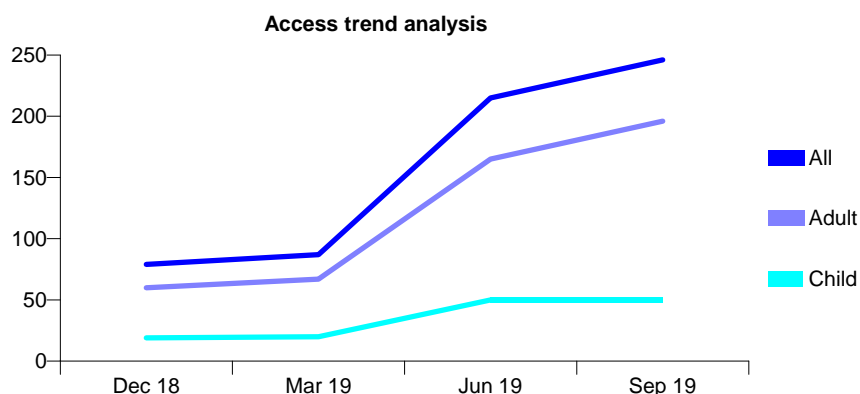
## Q52 - Vital Signs At a Glance Contract Report for 100840/0000 - September 2019

Name or company name	Meltham Dental Care Ltd
Contract type name	GDS Contract
Purpose of contract	General
Contract start date	01/09/2018
Contract end date	31/03/2021

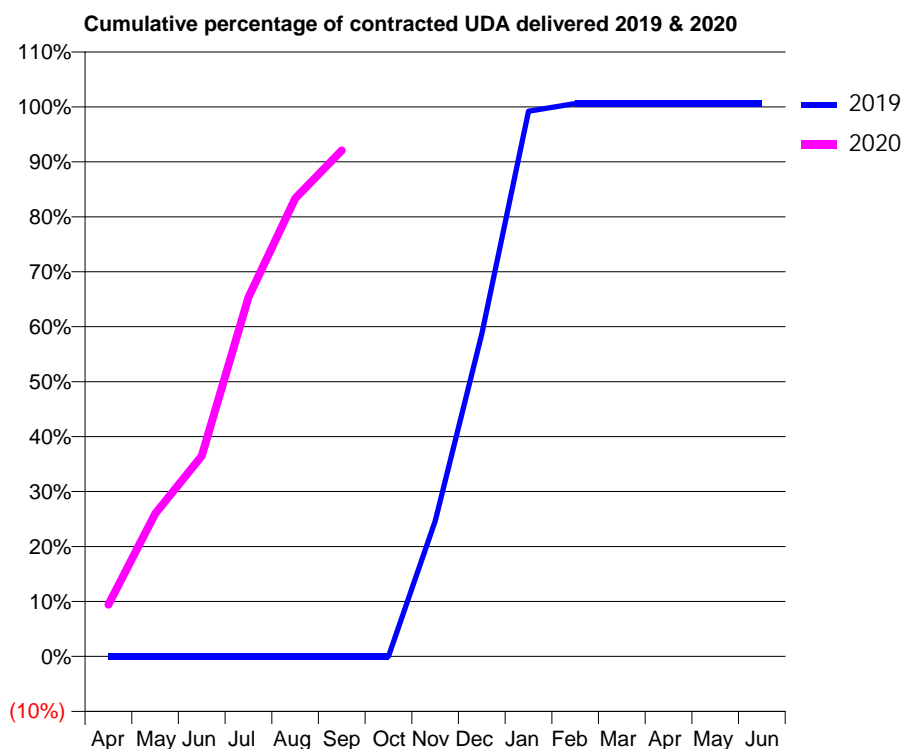
19/20 Contracted general activity (UDA)	828
Carry forward general activity (UDA)	0
19/20 Contracted orthodontic activity (UOA)	0
Carry forward orthodontic activity (UOA)	0
Baseline contract value	£23,432.40

### ACCESS\*

Patients seen in 24 months	Total	Change since previous quarter
Quarter ending September 2018	0	
Quarter ending December 2018	79	↑
Quarter ending March 2019	87	↑
Quarter ending June 2019	215	↑
Quarter ending September 2019	246	↑
<b>Variance since September 2018</b>	N/A	



### ACTIVITY



Month	Adjusted Scheduled Activity (UDA)	
	2019	2020
April	0	78
May	0	215
June	0	302
July	0	541
August	0	690
September	0	762
October	0	
November	74	
December	176	
January	298	
February	302	
March	302	
April	302	
May	302	
June	302	

### QUALITY

	Quantity	Base Number	Contract	AT	Region	England
% of FP17s for the same patient ID Re-attending within 3 months - Children	5	58	8.6%	10.1%	12.1%	11.5%
% of FP17s for the same patient ID Re-attending within 3 months - Adults	15	217	6.9%	13.4%	15.6%	15.4%
% of FP17s for the same patient ID Re-attending between 3 & 9 months - Children	15	58	25.9%	63.4%	61.2%	59.7%
% of FP17s for the same patient ID Re-attending between 3 & 9 months - Adults	54	217	24.9%	56.9%	54.3%	51.7%
% of FP17s for Band 1 Urgent Courses	6	275	2.2%	7.5%	9.1%	9.2%
% of FP17s Relating to Free Repair or Replacements	0	275	0.0%	0.9%	0.9%	0.7%
% of FP17s Relating to Continuations	2	275	0.7%	0.9%	1.0%	0.8%
% of Patients satisfied with the dentistry they have received	0	0	N/A	94.6%	94.4%	93.5%
% of Patients satisfied with the time they had to wait for an appointment	0	0	N/A	86.1%	88.1%	87.4%

\* This is based on patients treated on this contract for their most recent course of treatment. Figures in italics indicate the base number of FP17s or Patient Questionnaire responses are less than 100. N/A is shown where the base number of responses is less than 10 during the period. % is calculated as Quantity/Base number\*100

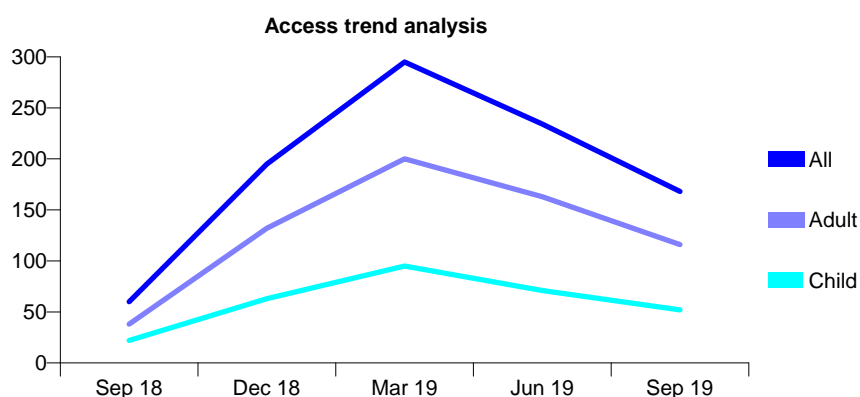
## Q52 - Vital Signs At a Glance Contract Report for 100841/0000 - September 2019

Name or company name	Bedford & Associates Limited
Contract type name	GDS Contract
Purpose of contract	General
Contract start date	01/07/2018
Contract end date	31/03/2021

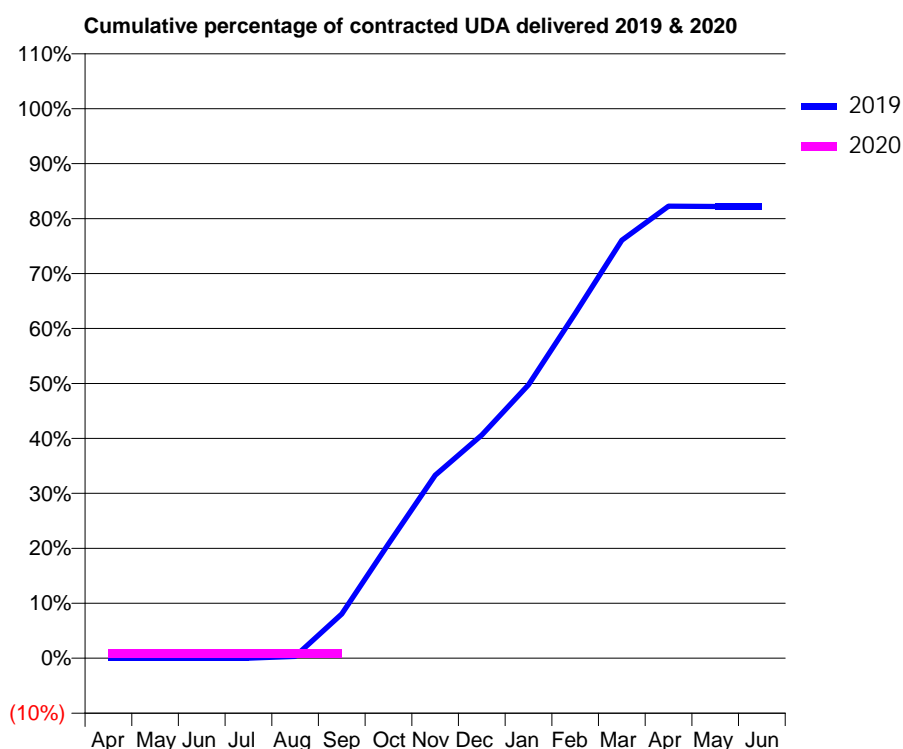
19/20 Contracted general activity (UDA)	1,994
Carry forward general activity (UDA)	0
19/20 Contracted orthodontic activity (UOA)	0
Carry forward orthodontic activity (UOA)	0
Baseline contract value	£56,430.20

### ACCESS\*

Patients seen in 24 months	Total	Change since previous quarter
Quarter ending September 2018	60	
Quarter ending December 2018	195	↑
Quarter ending March 2019	295	↑
Quarter ending June 2019	234	↓
Quarter ending September 2019	168	↓
<b>Variance since September 2018</b>	<b>180.0%</b>	<b>↑</b>



### ACTIVITY



Adjusted Scheduled Activity (UDA)		
Month	2019	2020
April	0	18
May	0	18
June	0	18
July	0	18
August	5	18
September	120	18
October	311	
November	498	
December	607	
January	744	
February	939	
March	1,138	
April	1,231	
May	1,230	
June	1,230	

### QUALITY

	Quantity	Base Number	Contract	AT	Region	England
% of FP17s for the same patient ID Re-attending within 3 months - Children	0	9	0.0%	10.1%	12.1%	11.5%
% of FP17s for the same patient ID Re-attending within 3 months - Adults	0	19	0.0%	13.4%	15.6%	15.4%
% of FP17s for the same patient ID Re-attending between 3 & 9 months - Children	0	9	0.0%	63.4%	61.2%	59.7%
% of FP17s for the same patient ID Re-attending between 3 & 9 months - Adults	1	19	5.3%	56.9%	54.3%	51.7%
% of FP17s for Band 1 Urgent Courses	0	3	0.0%	7.5%	9.1%	9.2%
% of FP17s Relating to Free Repair or Replacements	0	3	0.0%	0.9%	0.9%	0.7%
% of FP17s Relating to Continuations	0	3	0.0%	0.9%	1.0%	0.8%
% of Patients satisfied with the dentistry they have received	0	0	N/A	94.6%	94.4%	93.5%
% of Patients satisfied with the time they had to wait for an appointment	0	0	N/A	86.1%	88.1%	87.4%

\* This is based on patients treated on this contract for their most recent course of treatment.

Figures in italics indicate the base number of FP17s or Patient Questionnaire responses are less than 100. N/A is shown where the base number of responses is less than 10 during the period. % is calculated as Quantity/Base number\*100

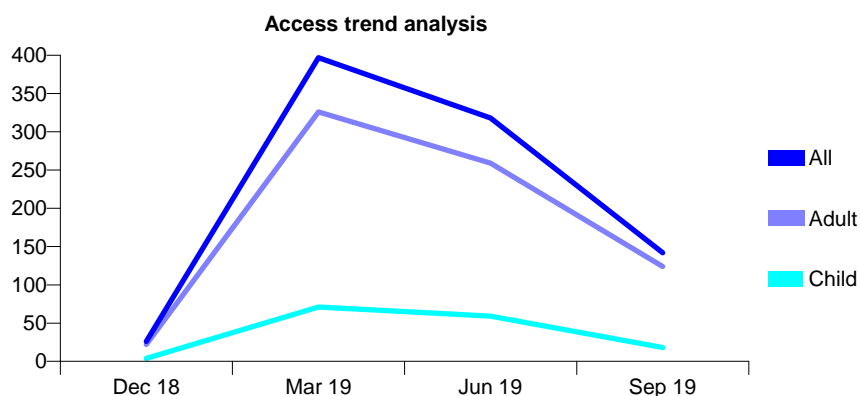
## Q52 - Vital Signs At a Glance Contract Report for 100954/0000 - September 2019

Name or company name	OASIS DENTAL CARE LTD
Contract type name	GDS Contract
Purpose of contract	General
Contract start date	01/09/2018
Contract end date	

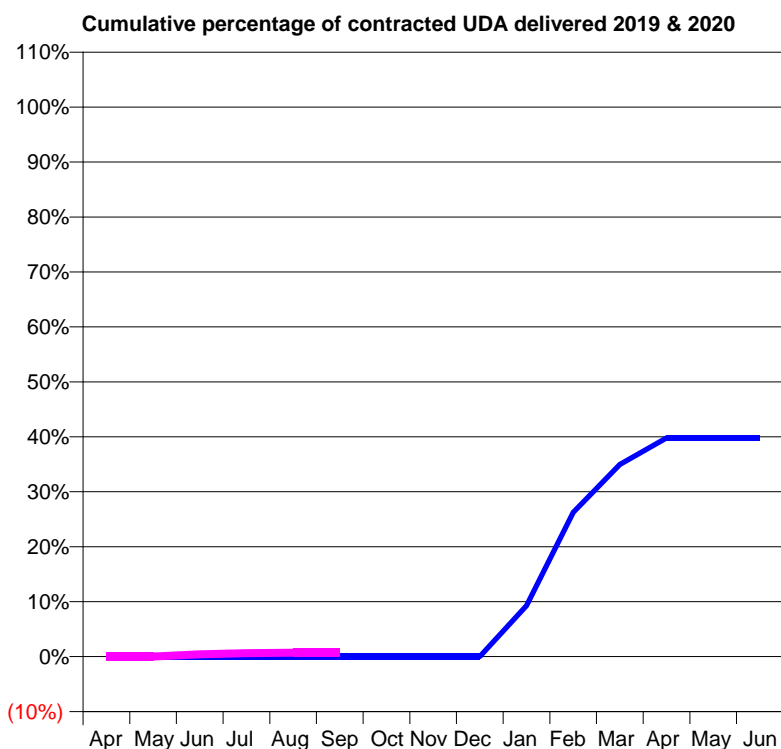
19/20 Contracted general activity (UDA)	5,500
Carry forward general activity (UDA)	0
19/20 Contracted orthodontic activity (UOA)	0
Carry forward orthodontic activity (UOA)	0
Baseline contract value	£159,293.64

### ACCESS\*

Patients seen in 24 months	Total	Change since previous quarter
Quarter ending September 2018	0	
Quarter ending December 2018	26	↑
Quarter ending March 2019	397	↑
Quarter ending June 2019	318	↓
Quarter ending September 2019	142	↓
<b>Variance since September 2018</b>	N/A	



### ACTIVITY



Month	Adjusted Scheduled Activity (UDA)	
	2019	2020
April	0	0
May	0	0
June	0	24
July	0	36
August	0	39
September	0	39
October	0	
November	0	
December	0	
January	298	
February	842	
March	1,121	
April	1,276	
May	1,276	
June	1,276	

### QUALITY

	Quantity	Base Number	Contract	AT	Region	England
% of FP17s for the same patient ID Re-attending within 3 months - Children	0	0	N/A	10.1%	12.1%	11.5%
% of FP17s for the same patient ID Re-attending within 3 months - Adults	3	22	13.6%	13.4%	15.6%	15.4%
% of FP17s for the same patient ID Re-attending between 3 & 9 months - Children	0	0	N/A	63.4%	61.2%	59.7%
% of FP17s for the same patient ID Re-attending between 3 & 9 months - Adults	0	22	0.0%	56.9%	54.3%	51.7%
% of FP17s for Band 1 Urgent Courses	0	4	0.0%	7.5%	9.1%	9.2%
% of FP17s Relating to Free Repair or Replacements	1	4	25.0%	0.9%	0.9%	0.7%
% of FP17s Relating to Continuations	0	4	0.0%	0.9%	1.0%	0.8%
% of Patients satisfied with the dentistry they have received	1	1	N/A	94.6%	94.4%	93.5%
% of Patients satisfied with the time they had to wait for an appointment	1	1	N/A	86.1%	88.1%	87.4%

\* This is based on patients treated on this contract for their most recent course of treatment. Figures in italics indicate the base number of FP17s or Patient Questionnaire responses are less than 100. N/A is shown where the base number of responses is less than 10 during the period. % is calculated as Quantity/Base number\*100

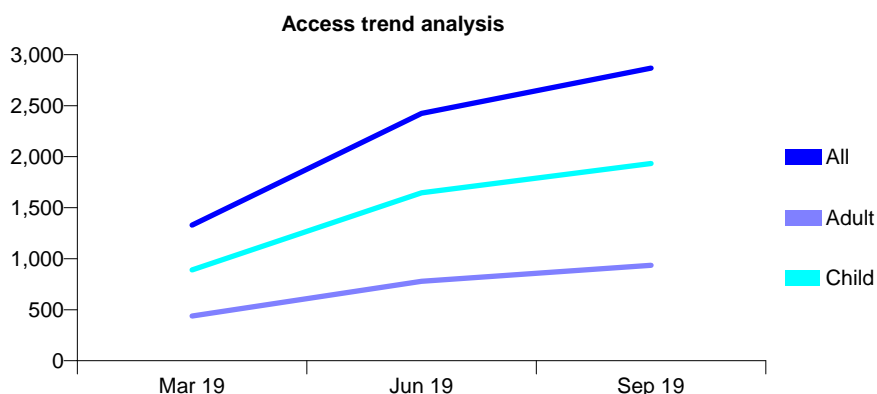
## Q52 - Vital Signs At a Glance Contract Report for 100959/0000 - September 2019

Name or company name	Outwood Dental Practice
Contract type name	GDS Contract
Purpose of contract	General
Contract start date	01/01/2019
Contract end date	

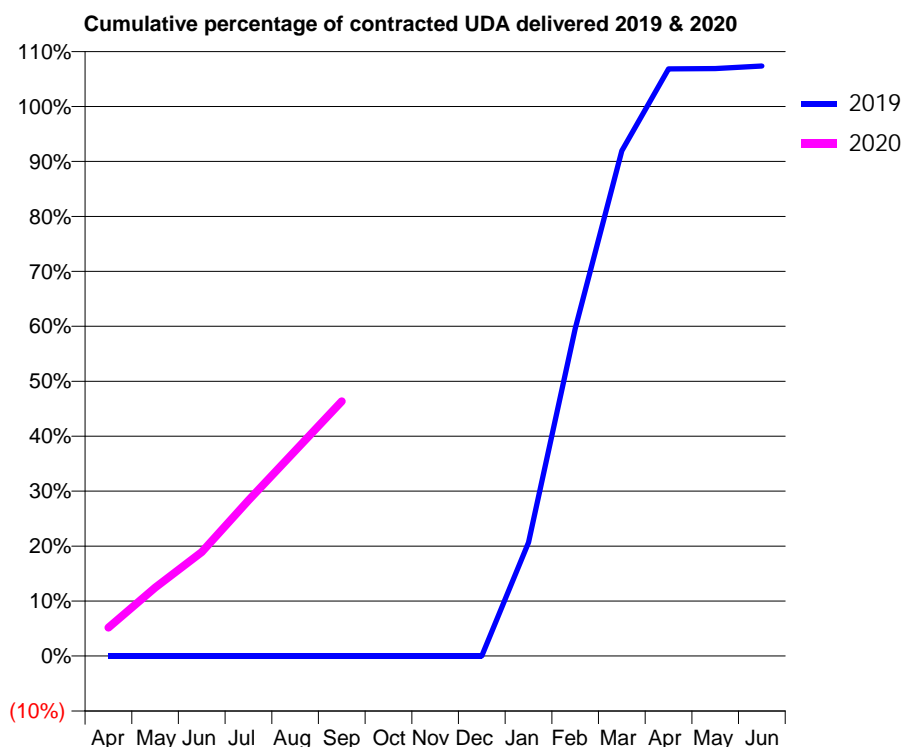
19/20 Contracted general activity (UDA)	11,197
Carry forward general activity (UDA)	-56
19/20 Contracted orthodontic activity (UOA)	0
Carry forward orthodontic activity (UOA)	0
Baseline contract value	£324,292.89

### ACCESS\*

Patients seen in 24 months	Total	Change since previous quarter
Quarter ending September 2018	0	
Quarter ending December 2018	0	
Quarter ending March 2019	1,329	
Quarter ending June 2019	2,424	↑
Quarter ending September 2019	2,869	↑
<b>Variance since September 2018</b>	N/A	



### ACTIVITY



Month	Adjusted Scheduled Activity (UDA)	
	2019	2020
April	0	580
May	0	1,394
June	0	2,119
July	0	3,171
August	0	4,184
September	0	5,189
October	0	
November	0	
December	0	
January	579	
February	1,668	
March	2,574	
April	2,990	
May	2,992	
June	3,005	

### QUALITY

	Quantity	Base Number	Contract	AT	Region	England
% of FP17s for the same patient ID Re-attending within 3 months - Children	165	1,984	8.3%	10.1%	12.1%	11.5%
% of FP17s for the same patient ID Re-attending within 3 months - Adults	158	950	16.6%	13.4%	15.6%	15.4%
% of FP17s for the same patient ID Re-attending between 3 & 9 months - Children	618	1,984	31.1%	63.4%	61.2%	59.7%
% of FP17s for the same patient ID Re-attending between 3 & 9 months - Adults	270	950	28.4%	56.9%	54.3%	51.7%
% of FP17s for Band 1 Urgent Courses	207	2,734	7.6%	7.5%	9.1%	9.2%
% of FP17s Relating to Free Repair or Replacements	6	2,734	0.2%	0.9%	0.9%	0.7%
% of FP17s Relating to Continuations	0	2,734	0.0%	0.9%	1.0%	0.8%
% of Patients satisfied with the dentistry they have received	1	1	N/A	94.6%	94.4%	93.5%
% of Patients satisfied with the time they had to wait for an appointment	1	1	N/A	86.1%	88.1%	87.4%

\* This is based on patients treated on this contract for their most recent course of treatment. Figures in italics indicate the base number of FP17s or Patient Questionnaire responses are less than 100. N/A is shown where the base number of responses is less than 10 during the period. % is calculated as Quantity/Base number\*100

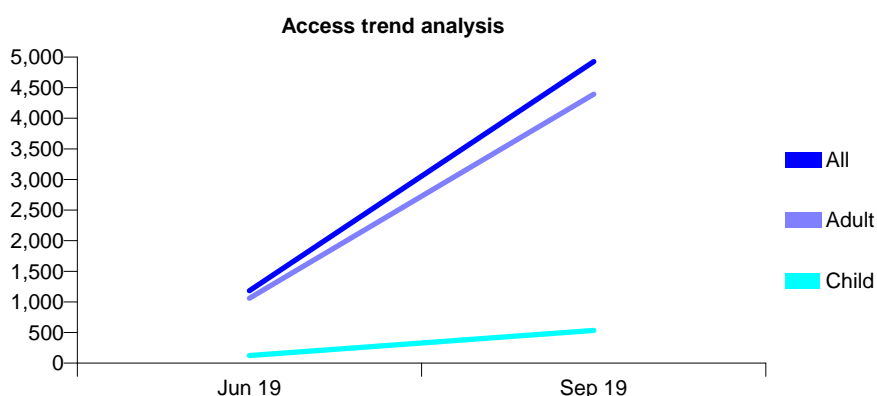
## Q52 - Vital Signs At a Glance Contract Report for 100984/0000 - September 2019

Name or company name	Night Dental Ltd
Contract type name	PDS Contract
Purpose of contract	General
Contract start date	01/04/2019
Contract end date	31/03/2024

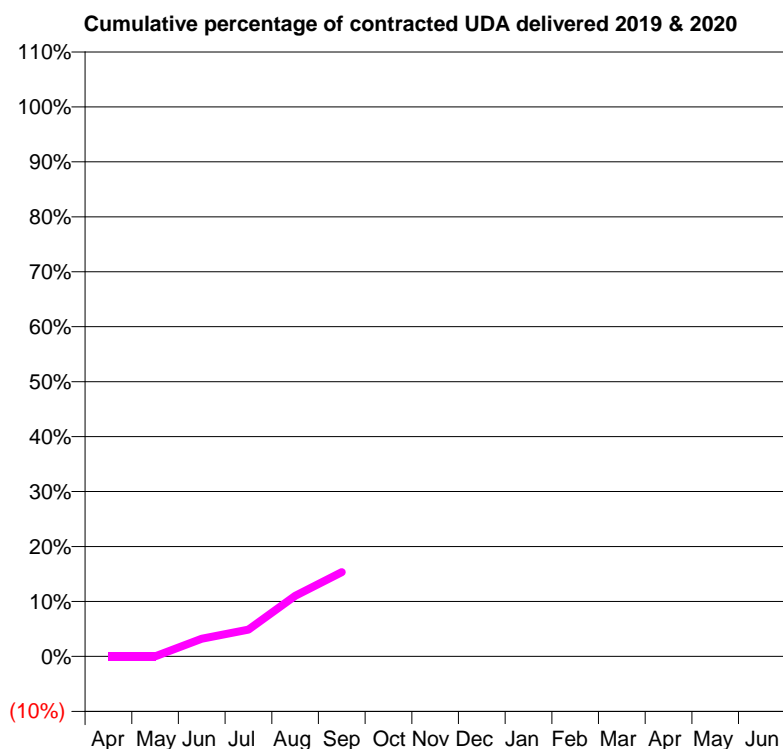
19/20 Contracted general activity (UDA)	53,016
Carry forward general activity (UDA)	0
19/20 Contracted orthodontic activity (UOA)	0
Carry forward orthodontic activity (UOA)	0
Baseline contract value	£2,100,494.00

### ACCESS\*

Patients seen in 24 months	Total	Change since previous quarter
Quarter ending September 2018	0	
Quarter ending December 2018	0	
Quarter ending March 2019	0	
Quarter ending June 2019	1,184	↑
Quarter ending September 2019	4,927	↑
<b>Variance since September 2018</b>	N/A	



### ACTIVITY



Month	Adjusted Scheduled Activity (UDA)	
	2019	2020
April	0	0
May	0	10
June	0	1,707
July	0	2,594
August	0	5,844
September	0	8,133
October	0	
November	0	
December	0	
January	0	
February	0	
March	0	
April	0	
May	0	
June	0	

### QUALITY

	Quantity	Base Number	Contract	AT	Region	England
% of FP17s for the same patient ID Re-attending within 3 months - Children	23	933	2.5%	10.1%	12.1%	11.5%
% of FP17s for the same patient ID Re-attending within 3 months - Adults	250	5,988	4.2%	13.4%	15.6%	15.4%
% of FP17s for the same patient ID Re-attending between 3 & 9 months - Children	0	933	0.0%	63.4%	61.2%	59.7%
% of FP17s for the same patient ID Re-attending between 3 & 9 months - Adults	9	5,988	0.2%	56.9%	54.3%	51.7%
% of FP17s for Band 1 Urgent Courses	6,861	6,921	99.1%	7.5%	9.1%	9.2%
% of FP17s Relating to Free Repair or Replacements	4	6,921	0.1%	0.9%	0.9%	0.7%
% of FP17s Relating to Continuations	0	6,921	0.0%	0.9%	1.0%	0.8%
% of Patients satisfied with the dentistry they have received	1	1	N/A	94.6%	94.4%	93.5%
% of Patients satisfied with the time they had to wait for an appointment	1	1	N/A	86.1%	88.1%	87.4%

\* This is based on patients treated on this contract for their most recent course of treatment. Figures in italics indicate the base number of FP17s or Patient Questionnaire responses are less than 100. N/A is shown where the base number of responses is less than 10 during the period. % is calculated as Quantity/Base number\*100

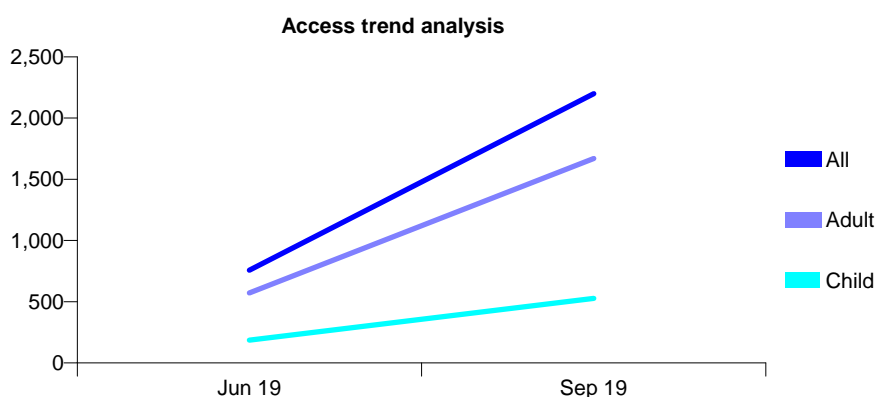
## Q52 - Vital Signs At a Glance Contract Report for 101195/0000 - September 2019

Name or company name	Infinity Dental Clinic
Contract type name	GDS Contract
Purpose of contract	General
Contract start date	01/05/2019
Contract end date	

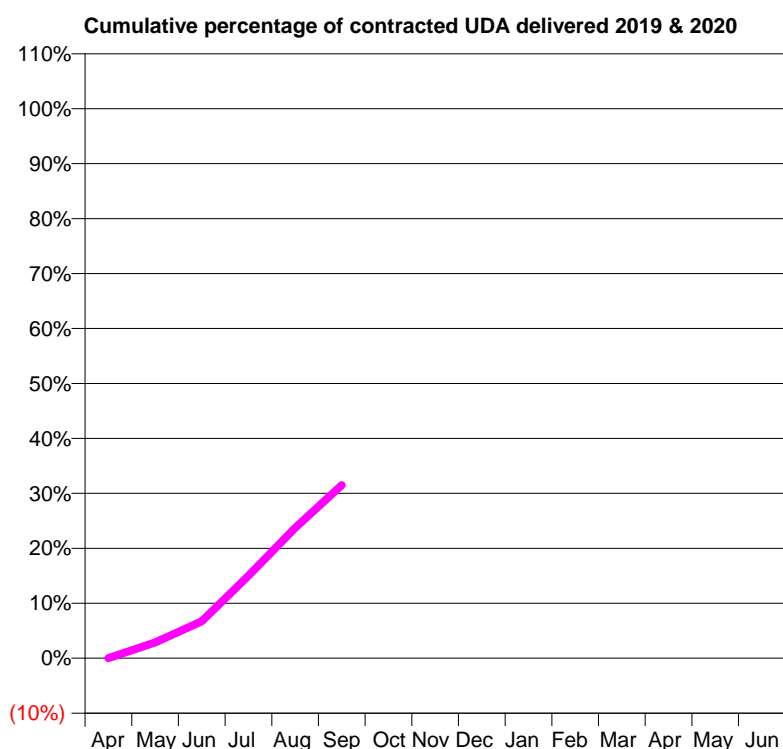
19/20 Contracted general activity (UDA)	17,014
Carry forward general activity (UDA)	0
19/20 Contracted orthodontic activity (UOA)	0
Carry forward orthodontic activity (UOA)	0
Baseline contract value	£415,121.47

### ACCESS\*

Patients seen in 24 months	Total	Change since previous quarter
Quarter ending September 2018	0	
Quarter ending December 2018	0	
Quarter ending March 2019	0	
Quarter ending June 2019	758	↑
Quarter ending September 2019	2,199	↑
<b>Variance since September 2018</b>	N/A	



### ACTIVITY



Adjusted Scheduled Activity (UDA)		
Month	2019	2020
April	0	0
May	0	488
June	0	1,143
July	0	2,554
August	0	4,036
September	0	5,356
October	0	
November	0	
December	0	
January	0	
February	0	
March	0	
April	0	
May	0	
June	0	

### QUALITY

	Quantity	Base Number	Contract	AT	Region	England
% of FP17s for the same patient ID Re-attending within 3 months - Children	25	549	4.6%	10.1%	12.1%	11.5%
% of FP17s for the same patient ID Re-attending within 3 months - Adults	121	1,726	7.0%	13.4%	15.6%	15.4%
% of FP17s for the same patient ID Re-attending between 3 & 9 months - Children	4	549	0.7%	63.4%	61.2%	59.7%
% of FP17s for the same patient ID Re-attending between 3 & 9 months - Adults	6	1,726	0.3%	56.9%	54.3%	51.7%
% of FP17s for Band 1 Urgent Courses	99	2,275	4.4%	7.5%	9.1%	9.2%
% of FP17s Relating to Free Repair or Replacements	11	2,275	0.5%	0.9%	0.9%	0.7%
% of FP17s Relating to Continuations	13	2,275	0.6%	0.9%	1.0%	0.8%
% of Patients satisfied with the dentistry they have received	0	0	N/A	94.6%	94.4%	93.5%
% of Patients satisfied with the time they had to wait for an appointment	0	0	N/A	86.1%	88.1%	87.4%

\* This is based on patients treated on this contract for their most recent course of treatment. Figures in italics indicate the base number of FP17s or Patient Questionnaire responses are less than 100. N/A is shown where the base number of responses is less than 10 during the period. % is calculated as Quantity/Base number\*100

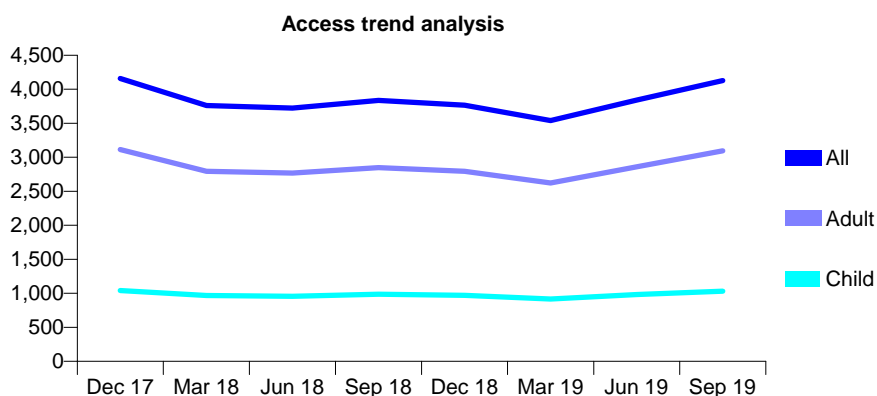
## Q52 - Vital Signs At a Glance Contract Report for 101281/0009 - September 2019

Name or company name	OASIS DENTAL CARE LTD
Contract type name	GDS Contract
Purpose of contract	General
Contract start date	01/04/2006
Contract end date	

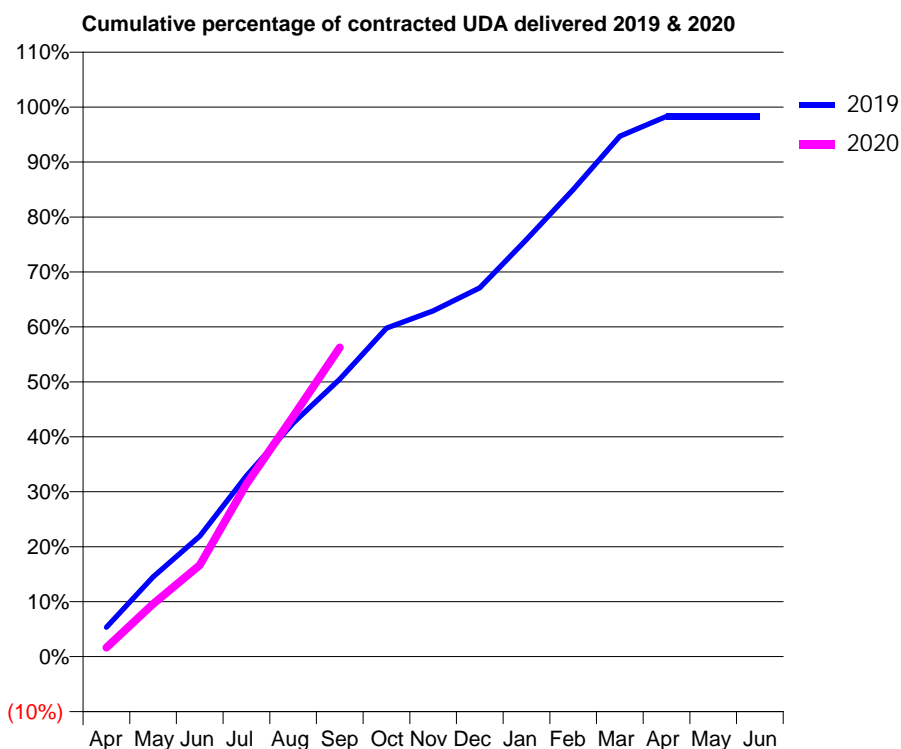
19/20 Contracted general activity (UDA)	15,000
Carry forward general activity (UDA)	256
19/20 Contracted orthodontic activity (UOA)	0
Carry forward orthodontic activity (UOA)	0
Baseline contract value	£366,095.51

### ACCESS\*

Patients seen in 24 months	Total	Change since previous quarter
Quarter ending September 2018	3,837	
Quarter ending December 2018	3,765	↓
Quarter ending March 2019	3,540	↓
Quarter ending June 2019	3,842	↑
Quarter ending September 2019	4,129	↑
<b>Variance since September 2018</b>	<b>7.6%</b>	<b>↑</b>



### ACTIVITY



Month	Adjusted Scheduled Activity (UDA)	
	2019	2020
April	802	250
May	2,177	1,438
June	3,289	2,499
July	4,934	4,711
August	6,374	6,560
September	7,574	8,439
October	8,967	
November	9,439	
December	10,065	
January	11,386	
February	12,751	
March	14,206	
April	14,744	
May	14,744	
June	14,744	

### QUALITY

	Quantity	Base Number	Contract	AT	Region	England
% of FP17s for the same patient ID Re-attending within 3 months - Children	49	728	6.7%	10.1%	12.1%	11.5%
% of FP17s for the same patient ID Re-attending within 3 months - Adults	272	2,416	11.3%	13.4%	15.6%	15.4%
% of FP17s for the same patient ID Re-attending between 3 & 9 months - Children	335	728	46.0%	63.4%	61.2%	59.7%
% of FP17s for the same patient ID Re-attending between 3 & 9 months - Adults	1,050	2,416	43.5%	56.9%	54.3%	51.7%
% of FP17s for Band 1 Urgent Courses	159	3,007	5.3%	7.5%	9.1%	9.2%
% of FP17s Relating to Free Repair or Replacements	44	3,007	1.5%	0.9%	0.9%	0.7%
% of FP17s Relating to Continuations	70	3,007	2.3%	0.9%	1.0%	0.8%
% of Patients satisfied with the dentistry they have received	1	1	N/A	94.6%	94.4%	93.5%
% of Patients satisfied with the time they had to wait for an appointment	1	1	N/A	86.1%	88.1%	87.4%

\* This is based on patients treated on this contract for their most recent course of treatment. Figures in italics indicate the base number of FP17s or Patient Questionnaire responses are less than 100. N/A is shown where the base number of responses is less than 10 during the period. % is calculated as Quantity/Base number\*100



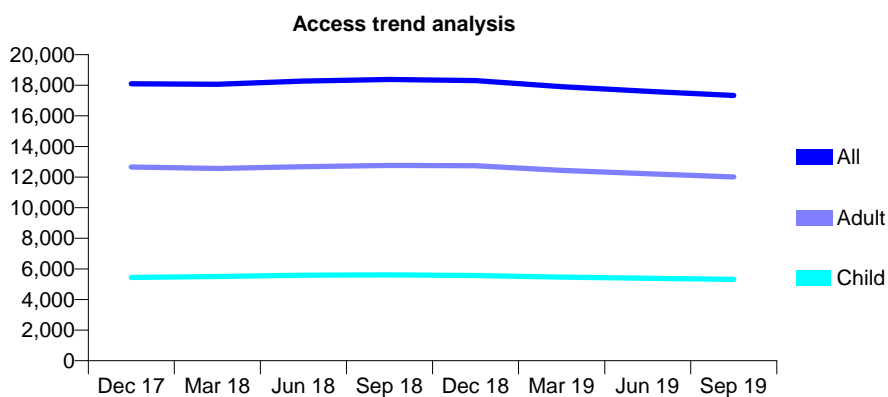
## Q52 - Vital Signs At a Glance Contract Report for 101281/0012 - September 2019

Name or company name	OASIS DENTAL CARE LTD
Contract type name	GDS Contract
Purpose of contract	General
Contract start date	01/04/2006
Contract end date	

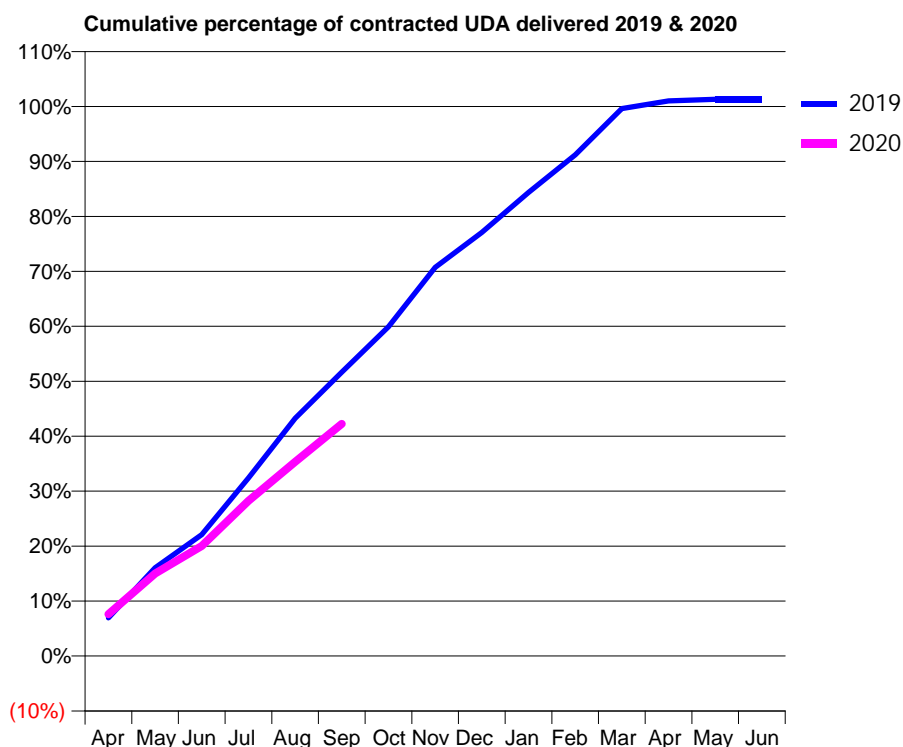
19/20 Contracted general activity (UDA)	49,069
Carry forward general activity (UDA)	-634
19/20 Contracted orthodontic activity (UOA)	0
Carry forward orthodontic activity (UOA)	0
Baseline contract value	£1,447,024.94

### ACCESS\*

Patients seen in 24 months	Total	Change since previous quarter
Quarter ending September 2018	18,378	
Quarter ending December 2018	18,304	→
Quarter ending March 2019	17,909	↓
Quarter ending June 2019	17,605	↓
Quarter ending September 2019	17,335	↓
<b>Variance since September 2018</b>	<b>(5.7%)</b>	<b>↓</b>



### ACTIVITY



Month	Adjusted Scheduled Activity (UDA)	
	2019	2020
April	3,409	3,748
May	7,878	7,361
June	10,838	9,828
July	15,898	13,851
August	21,224	17,347
September	25,345	20,722
October	29,407	
November	34,704	
December	37,815	
January	41,397	
February	44,742	
March	48,879	
April	49,568	
May	49,706	
June	49,703	

### QUALITY

	Quantity	Base Number	Contract	AT	Region	England
% of FP17s for the same patient ID Re-attending within 3 months - Children	295	3,987	7.4%	10.1%	12.1%	11.5%
% of FP17s for the same patient ID Re-attending within 3 months - Adults	964	7,779	12.4%	13.4%	15.6%	15.4%
% of FP17s for the same patient ID Re-attending between 3 & 9 months - Children	2,751	3,987	69.0%	63.4%	61.2%	59.7%
% of FP17s for the same patient ID Re-attending between 3 & 9 months - Adults	4,995	7,779	64.2%	56.9%	54.3%	51.7%
% of FP17s for Band 1 Urgent Courses	935	11,324	8.3%	7.5%	9.1%	9.2%
% of FP17s Relating to Free Repair or Replacements	84	11,324	0.7%	0.9%	0.9%	0.7%
% of FP17s Relating to Continuations	28	11,324	0.2%	0.9%	1.0%	0.8%
% of Patients satisfied with the dentistry they have received	2	3	N/A	94.6%	94.4%	93.5%
% of Patients satisfied with the time they had to wait for an appointment	2	3	N/A	86.1%	88.1%	87.4%

\* This is based on patients treated on this contract for their most recent course of treatment. Figures in italics indicate the base number of FP17s or Patient Questionnaire responses are less than 100. N/A is shown where the base number of responses is less than 10 during the period. % is calculated as Quantity/Base number\*100

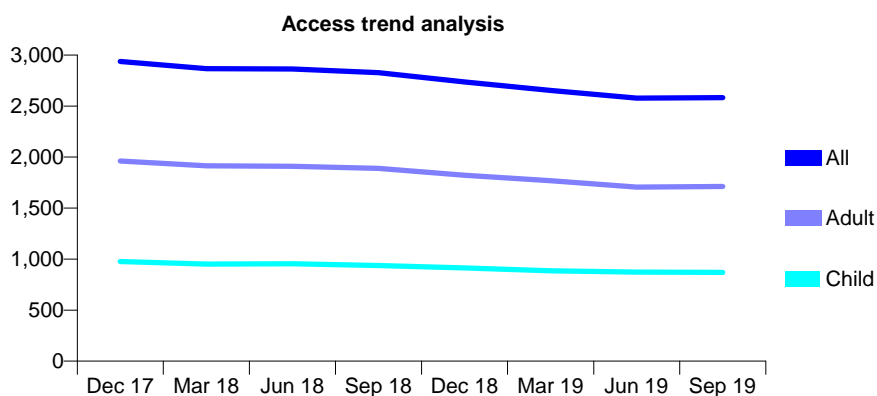
## Q52 - Vital Signs At a Glance Contract Report for 101281/0013 - September 2019

Name or company name	OASIS DENTAL CARE LTD
Contract type name	GDS Contract
Purpose of contract	General
Contract start date	01/04/2006
Contract end date	

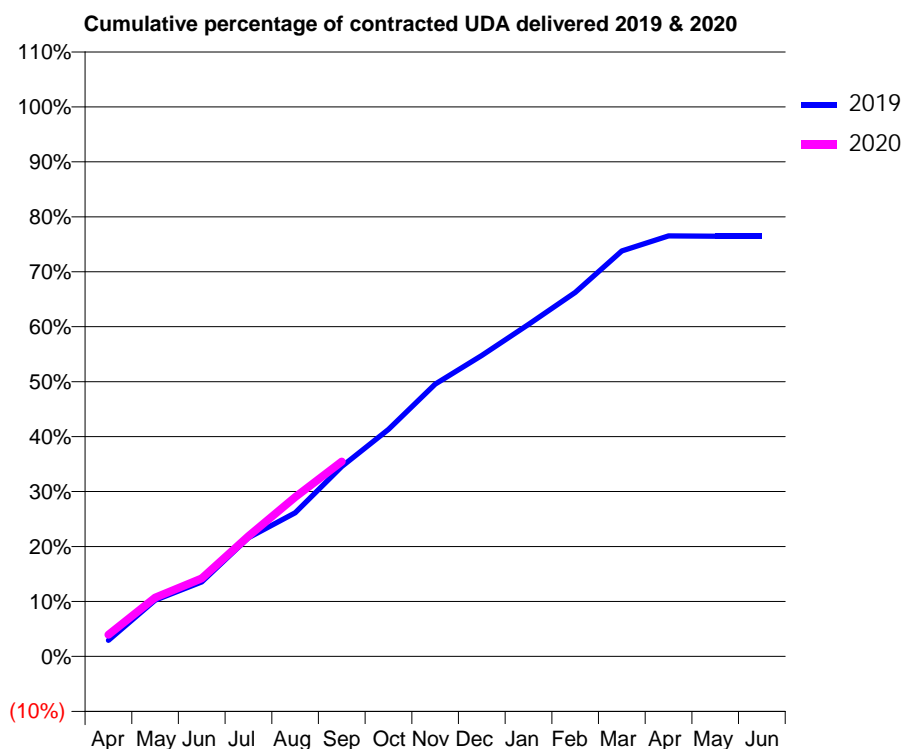
19/20 Contracted general activity (UDA)	8,210
Carry forward general activity (UDA)	0
19/20 Contracted orthodontic activity (UOA)	0
Carry forward orthodontic activity (UOA)	0
Baseline contract value	£230,219.54

### ACCESS\*

Patients seen in 24 months	Total	Change since previous quarter
Quarter ending September 2018	2,828	
Quarter ending December 2018	2,736	↓
Quarter ending March 2019	2,653	↓
Quarter ending June 2019	2,579	↓
Quarter ending September 2019	2,582	→
<b>Variance since September 2018</b>	<b>(8.7%)</b>	<b>↓</b>



### ACTIVITY



Month	2019	2020
April	240	324
May	839	880
June	1,112	1,167
July	1,774	1,795
August	2,147	2,379
September	2,839	2,913
October	3,392	
November	4,067	
December	4,495	
January	4,961	
February	5,439	
March	6,058	
April	6,284	
May	6,278	
June	6,278	

### QUALITY

	Quantity	Base Number	Contract	AT	Region	England
% of FP17s for the same patient ID Re-attending within 3 months - Children	27	708	3.8%	10.1%	12.1%	11.5%
% of FP17s for the same patient ID Re-attending within 3 months - Adults	86	1,158	7.4%	13.4%	15.6%	15.4%
% of FP17s for the same patient ID Re-attending between 3 & 9 months - Children	526	708	74.3%	63.4%	61.2%	59.7%
% of FP17s for the same patient ID Re-attending between 3 & 9 months - Adults	763	1,158	65.9%	56.9%	54.3%	51.7%
% of FP17s for Band 1 Urgent Courses	43	1,736	2.5%	7.5%	9.1%	9.2%
% of FP17s Relating to Free Repair or Replacements	7	1,736	0.4%	0.9%	0.9%	0.7%
% of FP17s Relating to Continuations	0	1,736	0.0%	0.9%	1.0%	0.8%
% of Patients satisfied with the dentistry they have received	0	0	N/A	94.6%	94.4%	93.5%
% of Patients satisfied with the time they had to wait for an appointment	0	0	N/A	86.1%	88.1%	87.4%

\* This is based on patients treated on this contract for their most recent course of treatment. Figures in italics indicate the base number of FP17s or Patient Questionnaire responses are less than 100. N/A is shown where the base number of responses is less than 10 during the period. % is calculated as Quantity/Base number\*100

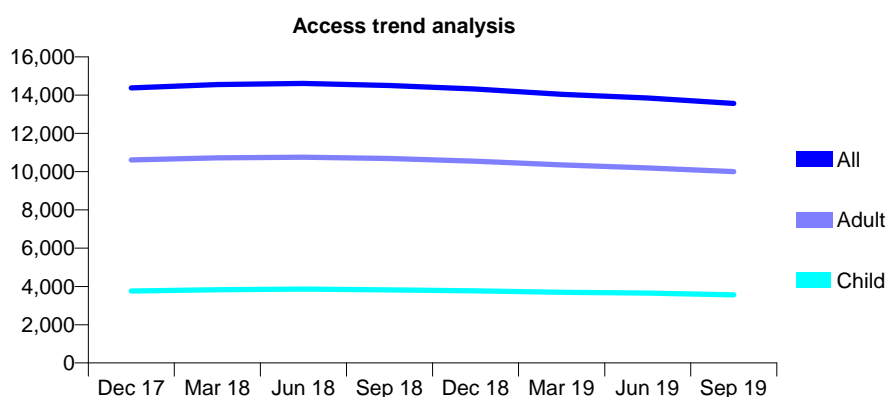
## Q52 - Vital Signs At a Glance Contract Report for 101281/0016 - September 2019

Name or company name	OASIS DENTAL CARE LTD
Contract type name	PDS Contract
Purpose of contract	General
Contract start date	01/04/2006
Contract end date	31/03/2021

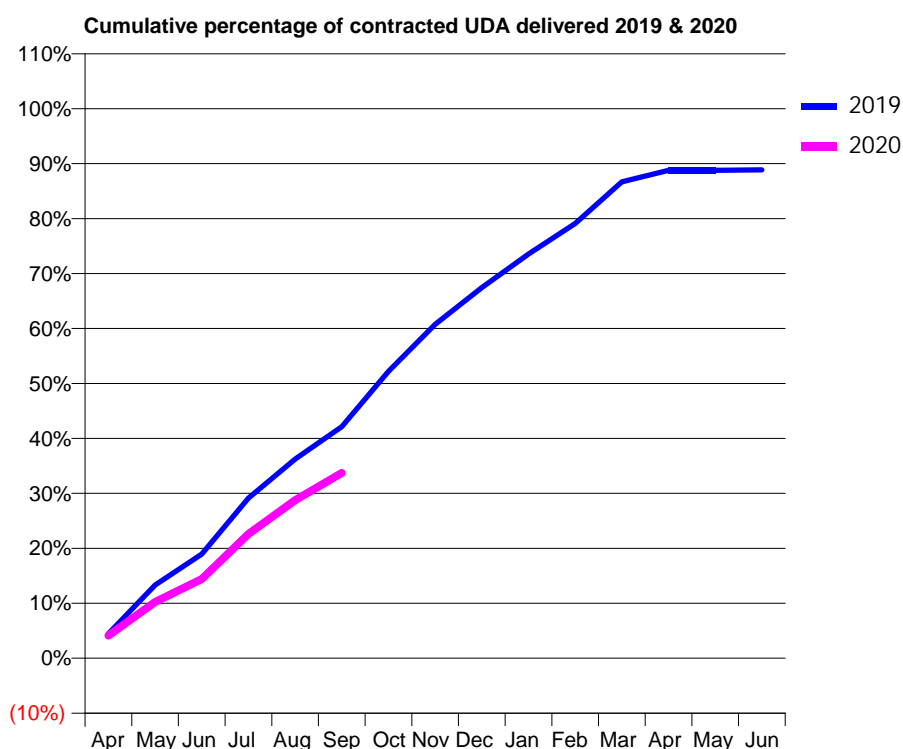
19/20 Contracted general activity (UDA)	44,534
Carry forward general activity (UDA)	0
19/20 Contracted orthodontic activity (UOA)	0
Carry forward orthodontic activity (UOA)	0
Baseline contract value	£1,298,905.26

### ACCESS\*

Patients seen in 24 months	Total	Change since previous quarter
Quarter ending September 2018	14,505	
Quarter ending December 2018	14,316	↓
Quarter ending March 2019	14,043	↓
Quarter ending June 2019	13,852	↓
Quarter ending September 2019	13,564	↓
<b>Variance since September 2018</b>	<b>(6.5%)</b>	<b>↓</b>



### ACTIVITY



Month	2019	2020
April	1,995	1,839
May	5,942	4,555
June	8,434	6,414
July	12,978	10,081
August	16,143	12,807
September	18,754	15,020
October	23,252	
November	27,065	
December	30,027	
January	32,750	
February	35,239	
March	38,595	
April	39,536	
May	39,540	
June	39,572	

### QUALITY

	Quantity	Base Number	Contract	AT	Region	England
% of FP17s for the same patient ID Re-attending within 3 months - Children	174	2,493	7.0%	10.1%	12.1%	11.5%
% of FP17s for the same patient ID Re-attending within 3 months - Adults	922	7,053	13.1%	13.4%	15.6%	15.4%
% of FP17s for the same patient ID Re-attending between 3 & 9 months - Children	1,723	2,493	69.1%	63.4%	61.2%	59.7%
% of FP17s for the same patient ID Re-attending between 3 & 9 months - Adults	4,777	7,053	67.7%	56.9%	54.3%	51.7%
% of FP17s for Band 1 Urgent Courses	445	8,897	5.0%	7.5%	9.1%	9.2%
% of FP17s Relating to Free Repair or Replacements	51	8,897	0.6%	0.9%	0.9%	0.7%
% of FP17s Relating to Continuations	105	8,897	1.2%	0.9%	1.0%	0.8%
% of Patients satisfied with the dentistry they have received	4	4	N/A	94.6%	94.4%	93.5%
% of Patients satisfied with the time they had to wait for an appointment	3	4	N/A	86.1%	88.1%	87.4%

\* This is based on patients treated on this contract for their most recent course of treatment.

Figures in italics indicate the base number of FP17s or Patient Questionnaire responses are less than 100. N/A is shown where the base number of responses is less than 10 during the period. % is calculated as Quantity/Base number\*100

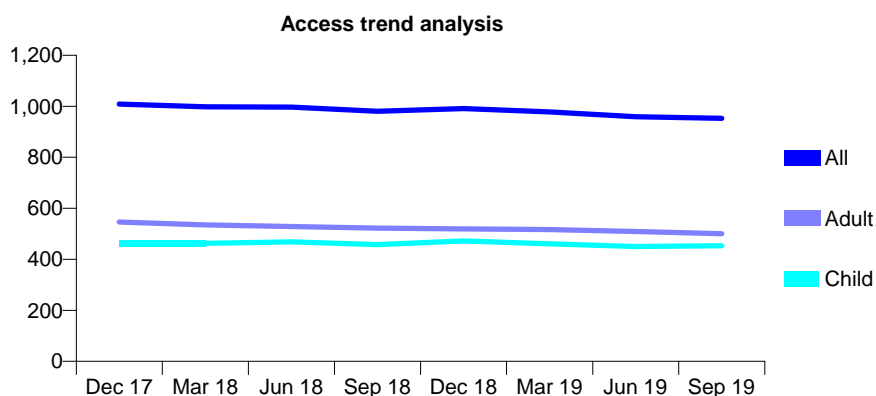
## Q52 - Vital Signs At a Glance Contract Report for 101281/0024 - September 2019

Name or company name	OASIS DENTAL CARE LTD
Contract type name	GDS Contract
Purpose of contract	General
Contract start date	01/04/2006
Contract end date	

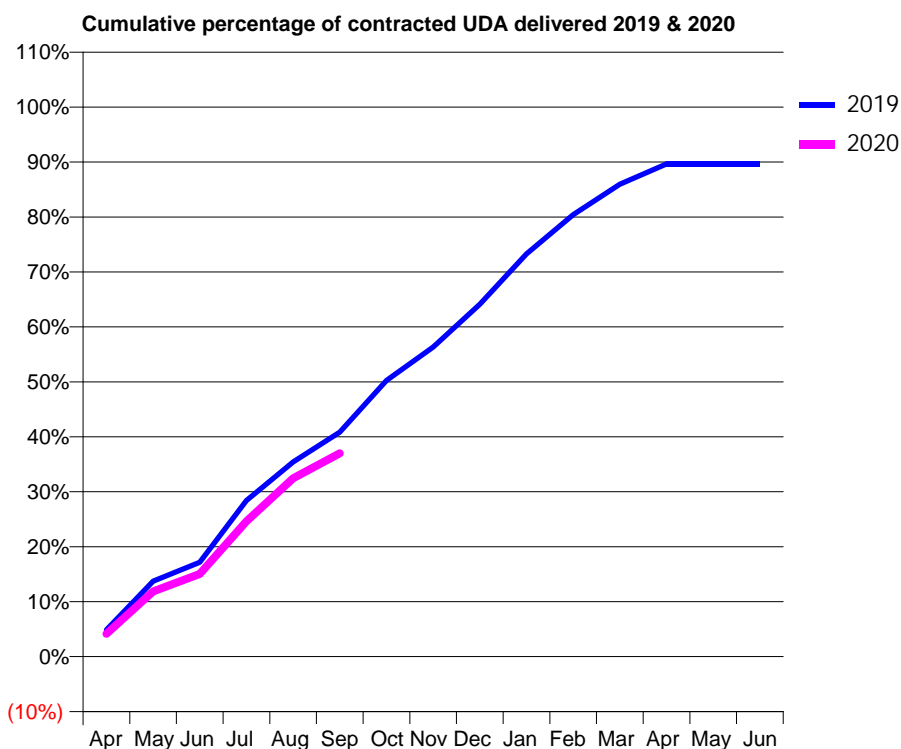
19/20 Contracted general activity (UDA)	2,579
Carry forward general activity (UDA)	0
19/20 Contracted orthodontic activity (UOA)	0
Carry forward orthodontic activity (UOA)	0
Baseline contract value	£64,707.38

### ACCESS\*

Patients seen in 24 months	Total	Change since previous quarter
Quarter ending September 2018	980	
Quarter ending December 2018	991	→
Quarter ending March 2019	978	↓
Quarter ending June 2019	959	↓
Quarter ending September 2019	953	→
<b>Variance since September 2018</b>	<b>(2.8%)</b>	<b>↓</b>



### ACTIVITY



Month	Adjusted Scheduled Activity (UDA)	
	2019	2020
April	126	108
May	355	306
June	443	388
July	732	635
August	914	837
September	1,054	954
October	1,296	
November	1,453	
December	1,654	
January	1,890	
February	2,074	
March	2,216	
April	2,312	
May	2,312	
June	2,312	

### QUALITY

	Quantity	Base Number	Contract	AT	Region	England
% of FP17s for the same patient ID Re-attending within 3 months - Children	13	380	3.4%	10.1%	12.1%	11.5%
% of FP17s for the same patient ID Re-attending within 3 months - Adults	32	371	8.6%	13.4%	15.6%	15.4%
% of FP17s for the same patient ID Re-attending between 3 & 9 months - Children	292	380	76.8%	63.4%	61.2%	59.7%
% of FP17s for the same patient ID Re-attending between 3 & 9 months - Adults	287	371	77.4%	56.9%	54.3%	51.7%
% of FP17s for Band 1 Urgent Courses	21	695	3.0%	7.5%	9.1%	9.2%
% of FP17s Relating to Free Repair or Replacements	1	695	0.1%	0.9%	0.9%	0.7%
% of FP17s Relating to Continuations	5	695	0.7%	0.9%	1.0%	0.8%
% of Patients satisfied with the dentistry they have received	0	0	N/A	94.6%	94.4%	93.5%
% of Patients satisfied with the time they had to wait for an appointment	0	0	N/A	86.1%	88.1%	87.4%

\* This is based on patients treated on this contract for their most recent course of treatment. Figures in italics indicate the base number of FP17s or Patient Questionnaire responses are less than 100. N/A is shown where the base number of responses is less than 10 during the period. % is calculated as Quantity/Base number\*100

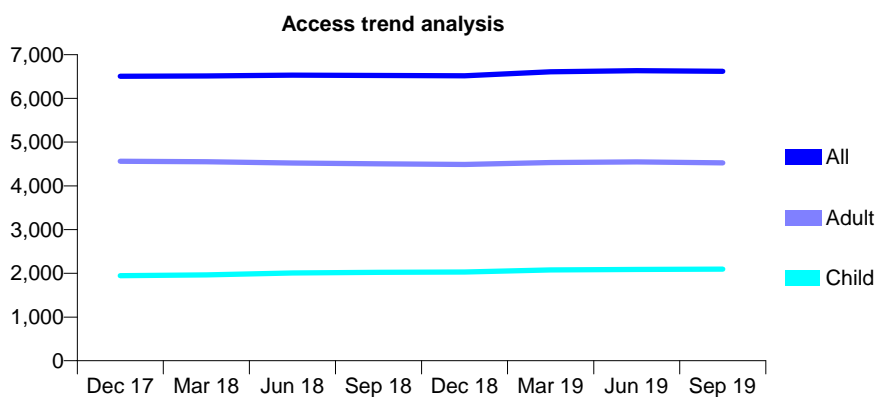
## Q52 - Vital Signs At a Glance Contract Report for 101281/0030 - September 2019

Name or company name	OASIS DENTAL CARE LTD
Contract type name	GDS Contract
Purpose of contract	General
Contract start date	01/04/2006
Contract end date	

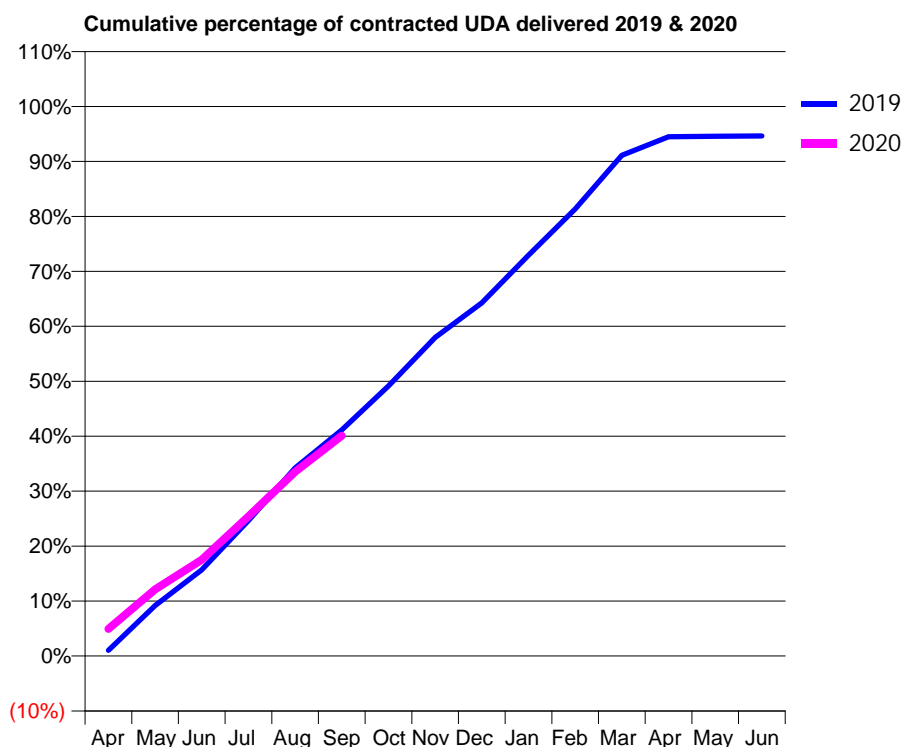
19/20 Contracted general activity (UDA)	20,500
Carry forward general activity (UDA)	0
19/20 Contracted orthodontic activity (UOA)	0
Carry forward orthodontic activity (UOA)	0
Baseline contract value	£607,124.97

### ACCESS\*

Patients seen in 24 months	Total	Change since previous quarter
Quarter ending September 2018	6,527	
Quarter ending December 2018	6,517	→
Quarter ending March 2019	6,609	→
Quarter ending June 2019	6,632	→
Quarter ending September 2019	6,620	→
<b>Variance since September 2018</b>	<b>1.4%</b>	<b>→</b>



### ACTIVITY



Month	Adjusted Scheduled Activity (UDA)	
	2019	2020
April	211	1,011
May	1,884	2,483
June	3,215	3,596
July	5,053	5,212
August	7,018	6,878
September	8,433	8,214
October	10,077	
November	11,882	
December	13,171	
January	14,953	
February	16,677	
March	18,676	
April	19,368	
May	19,389	
June	19,398	

### QUALITY

	Quantity	Base Number	Contract	AT	Region	England
% of FP17s for the same patient ID Re-attending within 3 months - Children	97	1,547	6.3%	10.1%	12.1%	11.5%
% of FP17s for the same patient ID Re-attending within 3 months - Adults	415	3,572	11.6%	13.4%	15.6%	15.4%
% of FP17s for the same patient ID Re-attending between 3 & 9 months - Children	1,123	1,547	72.6%	63.4%	61.2%	59.7%
% of FP17s for the same patient ID Re-attending between 3 & 9 months - Adults	2,508	3,572	70.2%	56.9%	54.3%	51.7%
% of FP17s for Band 1 Urgent Courses	185	4,764	3.9%	7.5%	9.1%	9.2%
% of FP17s Relating to Free Repair or Replacements	27	4,764	0.6%	0.9%	0.9%	0.7%
% of FP17s Relating to Continuations	31	4,764	0.7%	0.9%	1.0%	0.8%
% of Patients satisfied with the dentistry they have received	0	0	N/A	94.6%	94.4%	93.5%
% of Patients satisfied with the time they had to wait for an appointment	0	0	N/A	86.1%	88.1%	87.4%

\* This is based on patients treated on this contract for their most recent course of treatment.

Figures in italics indicate the base number of FP17s or Patient Questionnaire responses are less than 100. N/A is shown where the base number of responses is less than 10 during the period. % is calculated as Quantity/Base number\*100

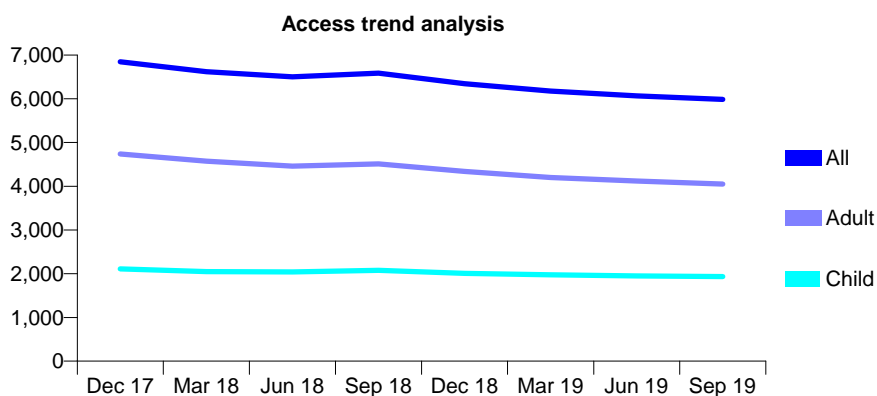
## Q52 - Vital Signs At a Glance Contract Report for 101338/0051 - September 2019

Name or company name	Whitecross Dental Care Limited
Contract type name	GDS Contract
Purpose of contract	General
Contract start date	02/07/2007
Contract end date	

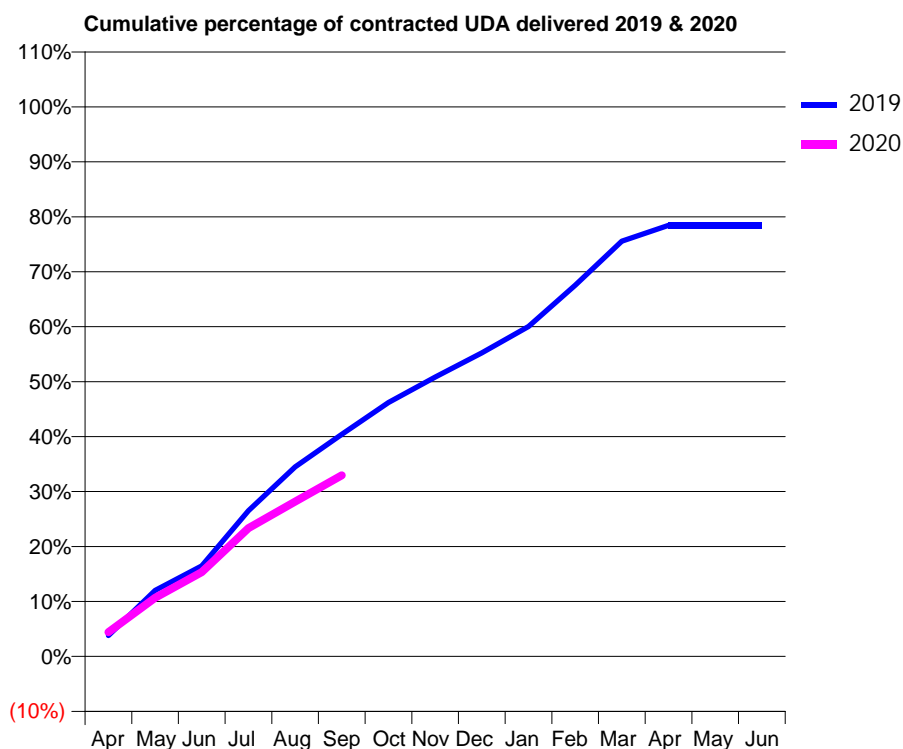
19/20 Contracted general activity (UDA)	22,200
Carry forward general activity (UDA)	0
19/20 Contracted orthodontic activity (UOA)	0
Carry forward orthodontic activity (UOA)	0
Baseline contract value	£615,231.18

### ACCESS\*

Patients seen in 24 months	Total	Change since previous quarter
Quarter ending September 2018	6,588	
Quarter ending December 2018	6,347	↓
Quarter ending March 2019	6,177	↓
Quarter ending June 2019	6,066	↓
Quarter ending September 2019	5,985	↓
<b>Variance since September 2018</b>	<b>(9.2%)</b>	<b>↓</b>



### ACTIVITY



Month	2019	2020
April	841	977
May	2,670	2,368
June	3,654	3,400
July	5,888	5,182
August	7,660	6,259
September	8,970	7,313
October	10,260	
November	11,285	
December	12,258	
January	13,325	
February	14,997	
March	16,774	
April	17,415	
May	17,415	
June	17,412	

### QUALITY

	Quantity	Base Number	Contract	AT	Region	England
% of FP17s for the same patient ID Re-attending within 3 months - Children	88	1,205	7.3%	10.1%	12.1%	11.5%
% of FP17s for the same patient ID Re-attending within 3 months - Adults	268	2,392	11.2%	13.4%	15.6%	15.4%
% of FP17s for the same patient ID Re-attending between 3 & 9 months - Children	576	1,205	47.8%	63.4%	61.2%	59.7%
% of FP17s for the same patient ID Re-attending between 3 & 9 months - Adults	1,136	2,392	47.5%	56.9%	54.3%	51.7%
% of FP17s for Band 1 Urgent Courses	363	3,342	10.9%	7.5%	9.1%	9.2%
% of FP17s Relating to Free Repair or Replacements	25	3,342	0.7%	0.9%	0.9%	0.7%
% of FP17s Relating to Continuations	21	3,342	0.6%	0.9%	1.0%	0.8%
% of Patients satisfied with the dentistry they have received	2	2	N/A	94.6%	94.4%	93.5%
% of Patients satisfied with the time they had to wait for an appointment	1	2	N/A	86.1%	88.1%	87.4%

\* This is based on patients treated on this contract for their most recent course of treatment. Figures in italics indicate the base number of FP17s or Patient Questionnaire responses are less than 100. N/A is shown where the base number of responses is less than 10 during the period. % is calculated as Quantity/Base number\*100

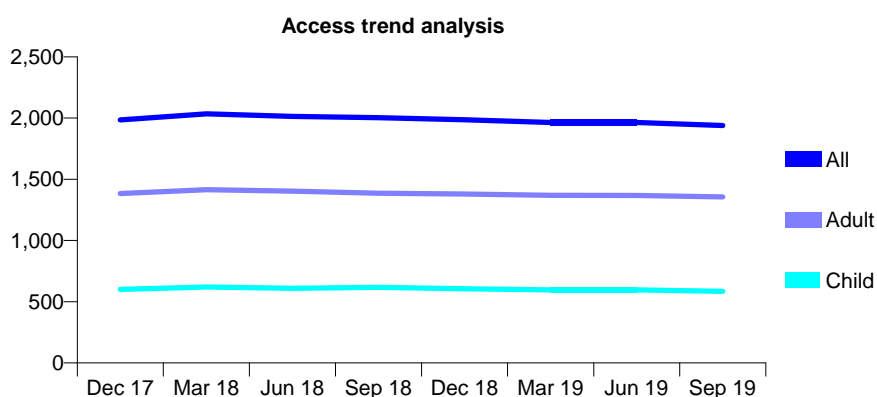
## Q52 - Vital Signs At a Glance Contract Report for 101338/0052 - September 2019

Name or company name	Whitecross Dental Care Limited
Contract type name	GDS Contract
Purpose of contract	General
Contract start date	02/07/2007
Contract end date	

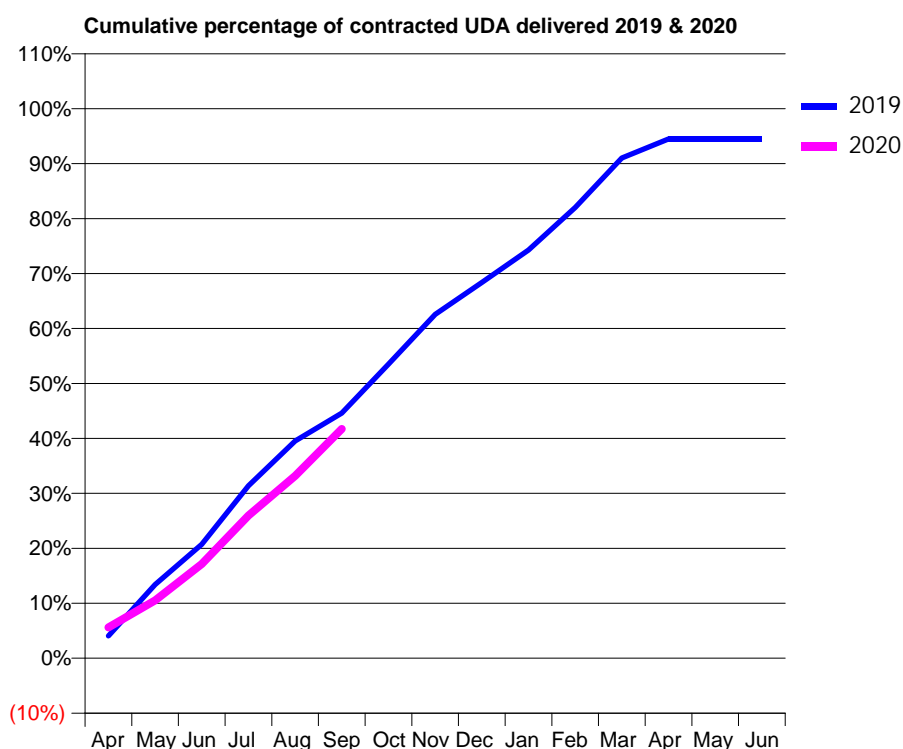
19/20 Contracted general activity (UDA)	7,500
Carry forward general activity (UDA)	0
19/20 Contracted orthodontic activity (UOA)	0
Carry forward orthodontic activity (UOA)	0
Baseline contract value	£207,848.37

### ACCESS\*

Patients seen in 24 months	Total	Change since previous quarter
Quarter ending September 2018	2,003	
Quarter ending December 2018	1,986	→
Quarter ending March 2019	1,965	↓
Quarter ending June 2019	1,964	→
Quarter ending September 2019	1,940	↓
<b>Variance since September 2018</b>	<b>(3.1%)</b>	<b>↓</b>



### ACTIVITY



Month	2019	2020
April	305	421
May	1,005	788
June	1,555	1,286
July	2,355	1,946
August	2,966	2,488
September	3,346	3,130
October	4,015	
November	4,693	
December	5,128	
January	5,571	
February	6,152	
March	6,827	
April	7,086	
May	7,086	
June	7,086	

### QUALITY

	Quantity	Base Number	Contract	AT	Region	England
% of FP17s for the same patient ID Re-attending within 3 months - Children	20	481	4.2%	10.1%	12.1%	11.5%
% of FP17s for the same patient ID Re-attending within 3 months - Adults	91	957	9.5%	13.4%	15.6%	15.4%
% of FP17s for the same patient ID Re-attending between 3 & 9 months - Children	307	481	63.8%	63.4%	61.2%	59.7%
% of FP17s for the same patient ID Re-attending between 3 & 9 months - Adults	597	957	62.4%	56.9%	54.3%	51.7%
% of FP17s for Band 1 Urgent Courses	62	1,343	4.6%	7.5%	9.1%	9.2%
% of FP17s Relating to Free Repair or Replacements	3	1,343	0.2%	0.9%	0.9%	0.7%
% of FP17s Relating to Continuations	6	1,343	0.4%	0.9%	1.0%	0.8%
% of Patients satisfied with the dentistry they have received	0	0	N/A	94.6%	94.4%	93.5%
% of Patients satisfied with the time they had to wait for an appointment	0	0	N/A	86.1%	88.1%	87.4%

\* This is based on patients treated on this contract for their most recent course of treatment.

Figures in italics indicate the base number of FP17s or Patient Questionnaire responses are less than 100. N/A is shown where the base number of responses is less than 10 during the period. % is calculated as Quantity/Base number\*100

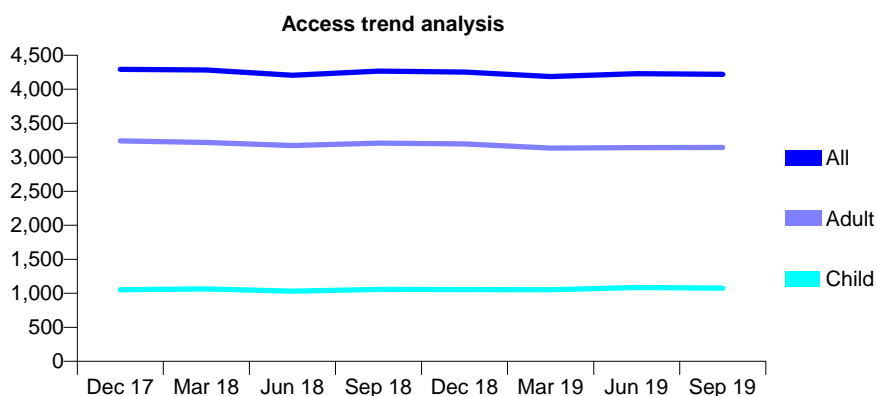
## Q52 - Vital Signs At a Glance Contract Report for 101338/0053 - September 2019

Name or company name	Whitecross Dental Care Limited
Contract type name	GDS Contract
Purpose of contract	General
Contract start date	02/07/2007
Contract end date	

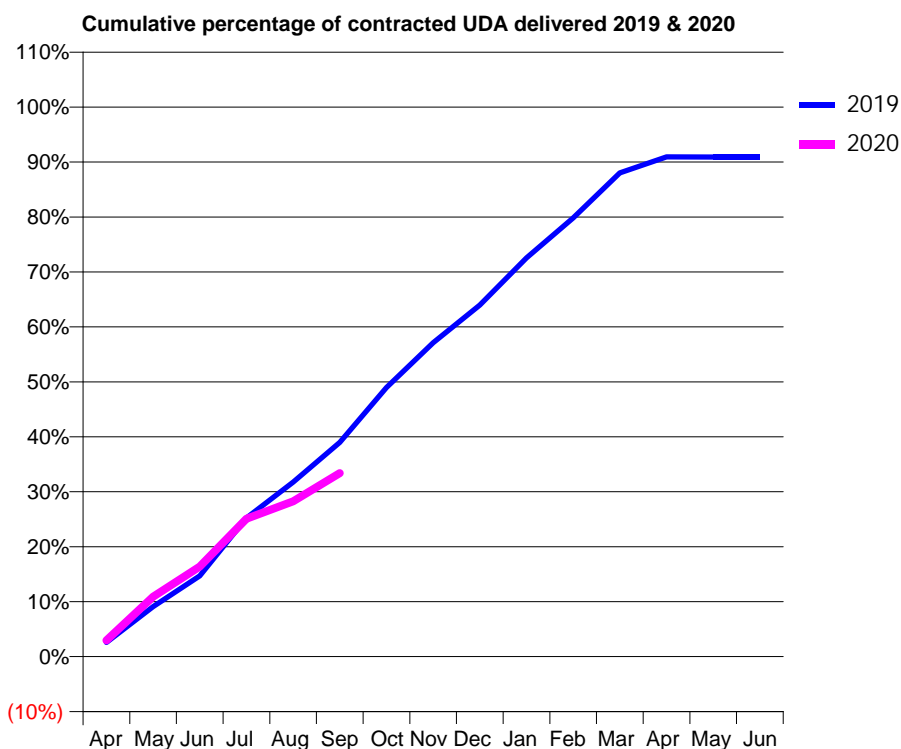
19/20 Contracted general activity (UDA)	15,300
Carry forward general activity (UDA)	0
19/20 Contracted orthodontic activity (UOA)	0
Carry forward orthodontic activity (UOA)	0
Baseline contract value	£428,790.97

### ACCESS\*

Patients seen in 24 months	Total	Change since previous quarter
Quarter ending September 2018	4,267	
Quarter ending December 2018	4,253	→
Quarter ending March 2019	4,187	↓
Quarter ending June 2019	4,228	→
Quarter ending September 2019	4,221	→
<b>Variance since September 2018</b>	<b>(1.1%)</b>	<b>↓</b>



### ACTIVITY



Month	Adjusted Scheduled Activity (UDA)	
	2019	2020
April	394	454
May	1,395	1,671
June	2,248	2,507
July	3,862	3,840
August	4,858	4,324
September	5,964	5,108
October	7,491	
November	8,740	
December	9,788	
January	11,103	
February	12,218	
March	13,470	
April	13,914	
May	13,912	
June	13,911	

### QUALITY

	Quantity	Base Number	Contract	AT	Region	England
% of FP17s for the same patient ID Re-attending within 3 months - Children	49	673	7.3%	10.1%	12.1%	11.5%
% of FP17s for the same patient ID Re-attending within 3 months - Adults	202	1,812	11.1%	13.4%	15.6%	15.4%
% of FP17s for the same patient ID Re-attending between 3 & 9 months - Children	389	673	57.8%	63.4%	61.2%	59.7%
% of FP17s for the same patient ID Re-attending between 3 & 9 months - Adults	1,066	1,812	58.8%	56.9%	54.3%	51.7%
% of FP17s for Band 1 Urgent Courses	120	2,306	5.2%	7.5%	9.1%	9.2%
% of FP17s Relating to Free Repair or Replacements	23	2,306	1.0%	0.9%	0.9%	0.7%
% of FP17s Relating to Continuations	36	2,306	1.6%	0.9%	1.0%	0.8%
% of Patients satisfied with the dentistry they have received	0	0	N/A	94.6%	94.4%	93.5%
% of Patients satisfied with the time they had to wait for an appointment	0	0	N/A	86.1%	88.1%	87.4%

\* This is based on patients treated on this contract for their most recent course of treatment. Figures in italics indicate the base number of FP17s or Patient Questionnaire responses are less than 100. N/A is shown where the base number of responses is less than 10 during the period. % is calculated as Quantity/Base number\*100



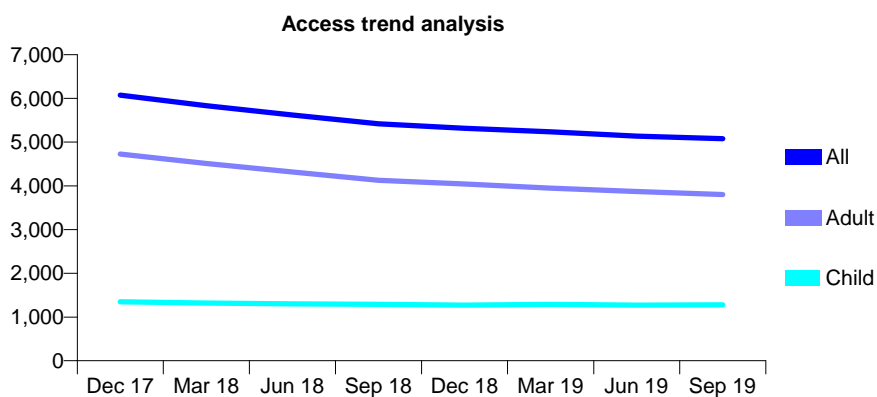
## Q52 - Vital Signs At a Glance Contract Report for 101338/0054 - September 2019

Name or company name	Whitecross Dental Care Limited
Contract type name	GDS Contract
Purpose of contract	General
Contract start date	02/07/2007
Contract end date	

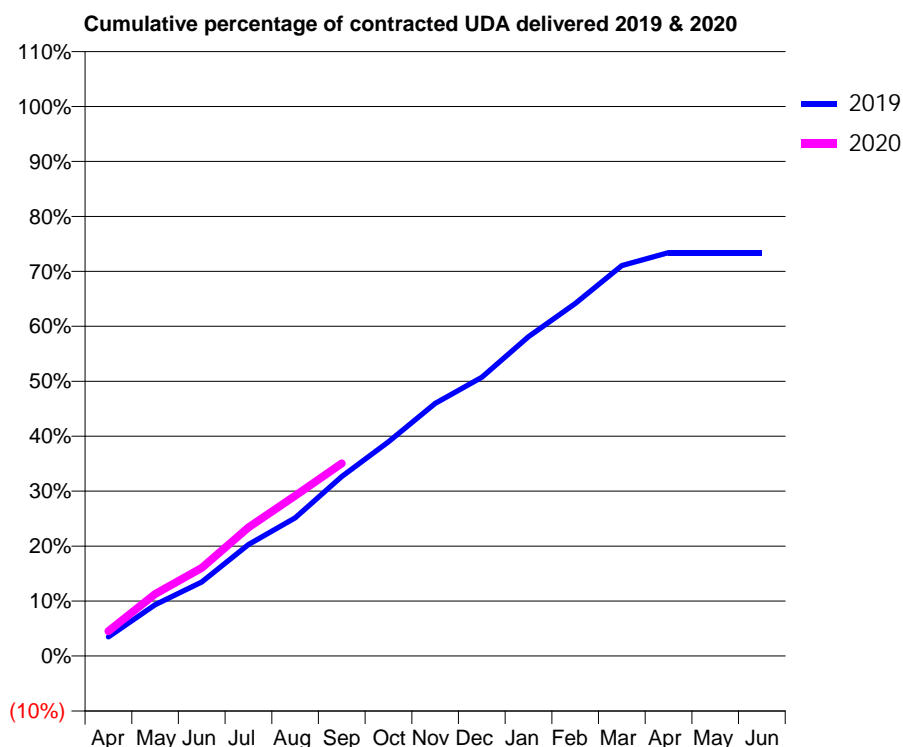
19/20 Contracted general activity (UDA)	20,000
Carry forward general activity (UDA)	0
19/20 Contracted orthodontic activity (UOA)	0
Carry forward orthodontic activity (UOA)	0
Baseline contract value	£554,262.32

### ACCESS\*

Patients seen in 24 months	Total	Change since previous quarter
Quarter ending September 2018	5,419	
Quarter ending December 2018	5,318	↓
Quarter ending March 2019	5,237	↓
Quarter ending June 2019	5,139	↓
Quarter ending September 2019	5,079	↓
<b>Variance since September 2018</b>	<b>(6.3%)</b>	<b>↓</b>



### ACTIVITY



Month	Adjusted Scheduled Activity (UDA)	
	2019	2020
April	699	906
May	1,868	2,258
June	2,697	3,205
July	4,058	4,679
August	5,028	5,834
September	6,535	7,013
October	7,799	
November	9,194	
December	10,147	
January	11,622	
February	12,831	
March	14,208	
April	14,680	
May	14,679	
June	14,681	

### QUALITY

	Quantity	Base Number	Contract	AT	Region	England
% of FP17s for the same patient ID Re-attending within 3 months - Children	56	947	5.9%	10.1%	12.1%	11.5%
% of FP17s for the same patient ID Re-attending within 3 months - Adults	341	2,609	13.1%	13.4%	15.6%	15.4%
% of FP17s for the same patient ID Re-attending between 3 & 9 months - Children	614	947	64.8%	63.4%	61.2%	59.7%
% of FP17s for the same patient ID Re-attending between 3 & 9 months - Adults	1,563	2,609	59.9%	56.9%	54.3%	51.7%
% of FP17s for Band 1 Urgent Courses	153	3,341	4.6%	7.5%	9.1%	9.2%
% of FP17s Relating to Free Repair or Replacements	41	3,341	1.2%	0.9%	0.9%	0.7%
% of FP17s Relating to Continuations	64	3,341	1.9%	0.9%	1.0%	0.8%
% of Patients satisfied with the dentistry they have received	2	2	N/A	94.6%	94.4%	93.5%
% of Patients satisfied with the time they had to wait for an appointment	2	2	N/A	86.1%	88.1%	87.4%

\* This is based on patients treated on this contract for their most recent course of treatment. Figures in italics indicate the base number of FP17s or Patient Questionnaire responses are less than 100. N/A is shown where the base number of responses is less than 10 during the period. % is calculated as Quantity/Base number\*100

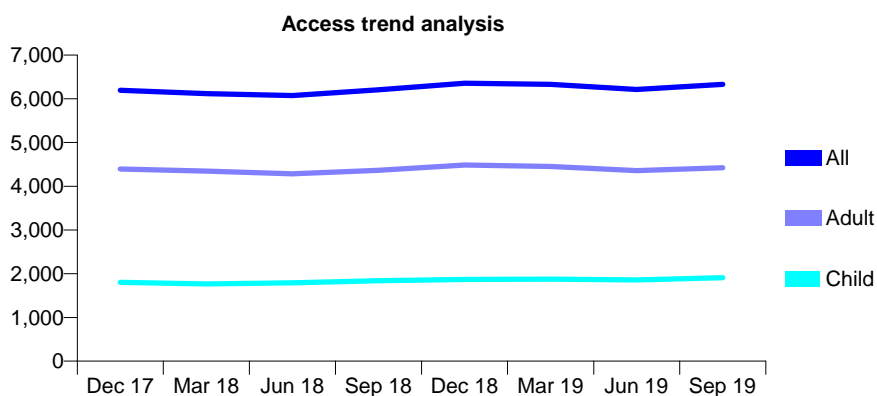
## Q52 - Vital Signs At a Glance Contract Report for 101338/0055 - September 2019

Name or company name	Whitecross Dental Care Limited
Contract type name	GDS Contract
Purpose of contract	General
Contract start date	02/07/2007
Contract end date	

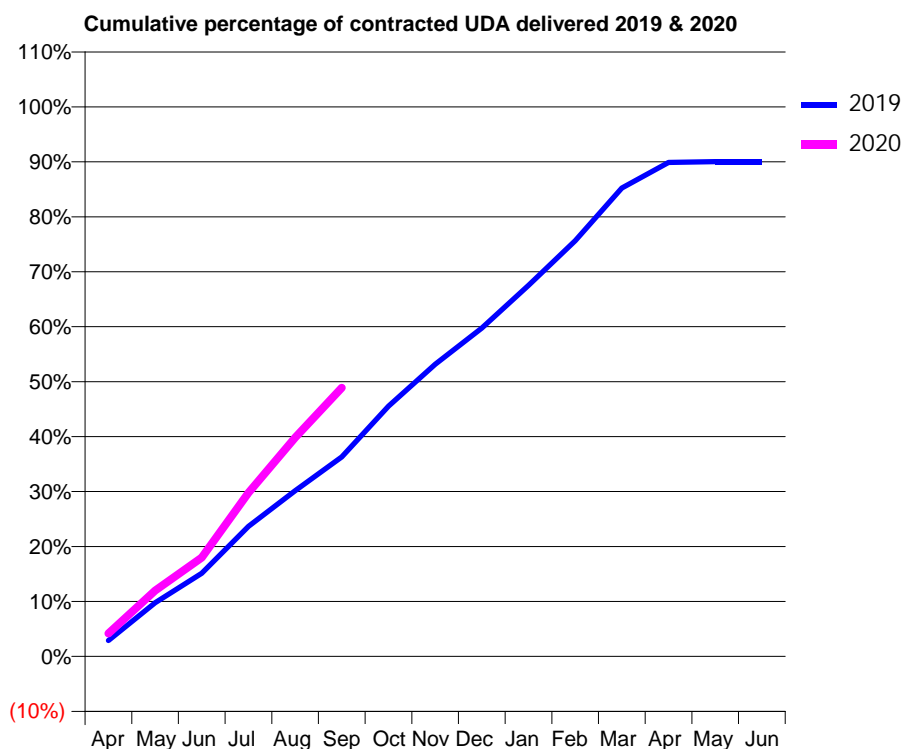
19/20 Contracted general activity (UDA)	19,000
Carry forward general activity (UDA)	0
19/20 Contracted orthodontic activity (UOA)	0
Carry forward orthodontic activity (UOA)	0
Baseline contract value	£526,549.20

### ACCESS\*

Patients seen in 24 months	Total	Change since previous quarter
Quarter ending September 2018	6,204	
Quarter ending December 2018	6,354	↑
Quarter ending March 2019	6,331	→
Quarter ending June 2019	6,215	↓
Quarter ending September 2019	6,331	→
<b>Variance since September 2018</b>	<b>2.0%</b>	<b>↑</b>



### ACTIVITY



Month	2019	2020
April	550	797
May	1,856	2,277
June	2,873	3,417
July	4,497	5,657
August	5,729	7,570
September	6,897	9,289
October	8,654	
November	10,099	
December	11,351	
January	12,830	
February	14,372	
March	16,194	
April	17,081	
May	17,108	
June	17,110	

### QUALITY

	Quantity	Base Number	Contract	AT	Region	England
% of FP17s for the same patient ID Re-attending within 3 months - Children	79	1,490	5.3%	10.1%	12.1%	11.5%
% of FP17s for the same patient ID Re-attending within 3 months - Adults	351	3,388	10.4%	13.4%	15.6%	15.4%
% of FP17s for the same patient ID Re-attending between 3 & 9 months - Children	878	1,490	58.9%	63.4%	61.2%	59.7%
% of FP17s for the same patient ID Re-attending between 3 & 9 months - Adults	1,923	3,388	56.8%	56.9%	54.3%	51.7%
% of FP17s for Band 1 Urgent Courses	242	4,526	5.3%	7.5%	9.1%	9.2%
% of FP17s Relating to Free Repair or Replacements	34	4,526	0.8%	0.9%	0.9%	0.7%
% of FP17s Relating to Continuations	35	4,526	0.8%	0.9%	1.0%	0.8%
% of Patients satisfied with the dentistry they have received	2	2	N/A	94.6%	94.4%	93.5%
% of Patients satisfied with the time they had to wait for an appointment	2	2	N/A	86.1%	88.1%	87.4%

\* This is based on patients treated on this contract for their most recent course of treatment. Figures in italics indicate the base number of FP17s or Patient Questionnaire responses are less than 100. N/A is shown where the base number of responses is less than 10 during the period. % is calculated as Quantity/Base number\*100

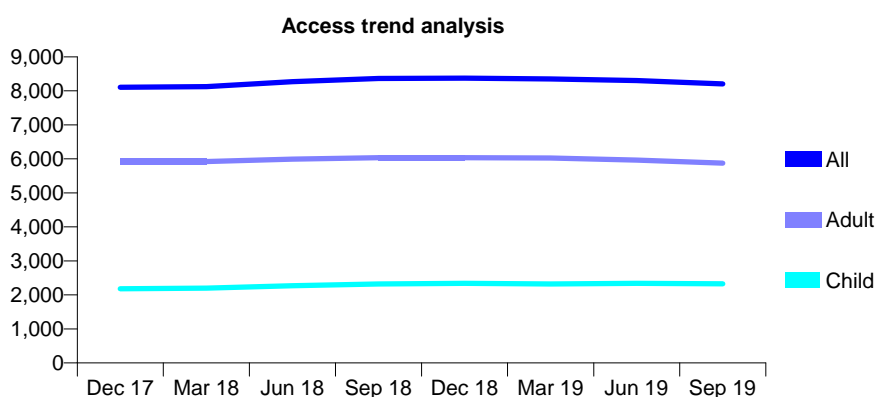
## Q52 - Vital Signs At a Glance Contract Report for 101338/0056 - September 2019

Name or company name	Whitecross Dental Care Limited
Contract type name	GDS Contract
Purpose of contract	General
Contract start date	02/07/2007
Contract end date	

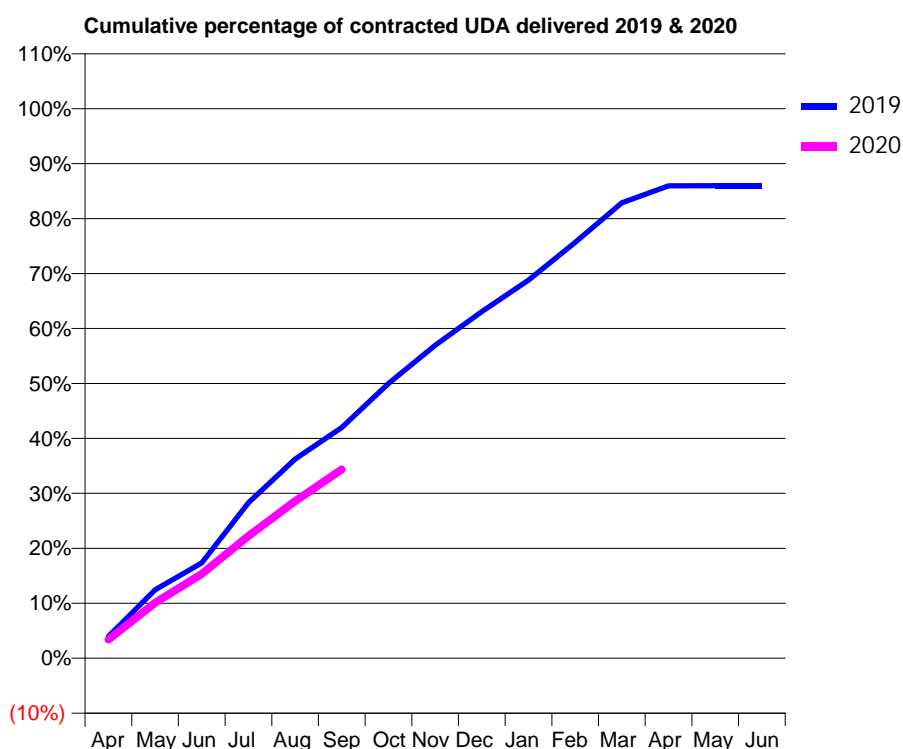
19/20 Contracted general activity (UDA)	25,300
Carry forward general activity (UDA)	0
19/20 Contracted orthodontic activity (UOA)	0
Carry forward orthodontic activity (UOA)	0
Baseline contract value	£701,141.82

### ACCESS\*

Patients seen in 24 months	Total	Change since previous quarter
Quarter ending September 2018	8,362	
Quarter ending December 2018	8,374	→
Quarter ending March 2019	8,351	→
Quarter ending June 2019	8,303	→
Quarter ending September 2019	8,205	↓
<b>Variance since September 2018</b>	<b>(1.9%)</b>	<b>↓</b>



### ACTIVITY



Month	2019	2020
April	1,012	862
May	3,153	2,555
June	4,389	3,877
July	7,155	5,628
August	9,169	7,232
September	10,618	8,691
October	12,649	
November	14,407	
December	15,952	
January	17,408	
February	19,149	
March	20,962	
April	21,748	
May	21,757	
June	21,756	

### QUALITY

	Quantity	Base Number	Contract	AT	Region	England
% of FP17s for the same patient ID Re-attending within 3 months - Children	59	1,285	4.6%	10.1%	12.1%	11.5%
% of FP17s for the same patient ID Re-attending within 3 months - Adults	282	2,971	9.5%	13.4%	15.6%	15.4%
% of FP17s for the same patient ID Re-attending between 3 & 9 months - Children	547	1,285	42.6%	63.4%	61.2%	59.7%
% of FP17s for the same patient ID Re-attending between 3 & 9 months - Adults	1,351	2,971	45.5%	56.9%	54.3%	51.7%
% of FP17s for Band 1 Urgent Courses	169	3,932	4.3%	7.5%	9.1%	9.2%
% of FP17s Relating to Free Repair or Replacements	27	3,932	0.7%	0.9%	0.9%	0.7%
% of FP17s Relating to Continuations	46	3,932	1.2%	0.9%	1.0%	0.8%
% of Patients satisfied with the dentistry they have received	4	4	N/A	94.6%	94.4%	93.5%
% of Patients satisfied with the time they had to wait for an appointment	4	4	N/A	86.1%	88.1%	87.4%

\* This is based on patients treated on this contract for their most recent course of treatment.

Figures in italics indicate the base number of FP17s or Patient Questionnaire responses are less than 100. N/A is shown where the base number of responses is less than 10 during the period. % is calculated as Quantity/Base number\*100

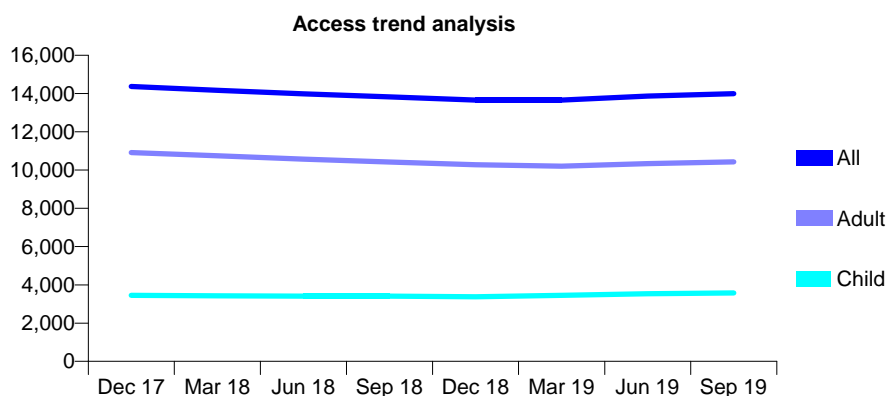
## Q52 - Vital Signs At a Glance Contract Report for 101338/0067 - September 2019

Name or company name	Whitecross Dental Care Limited
Contract type name	GDS Contract
Purpose of contract	General
Contract start date	01/07/2008
Contract end date	

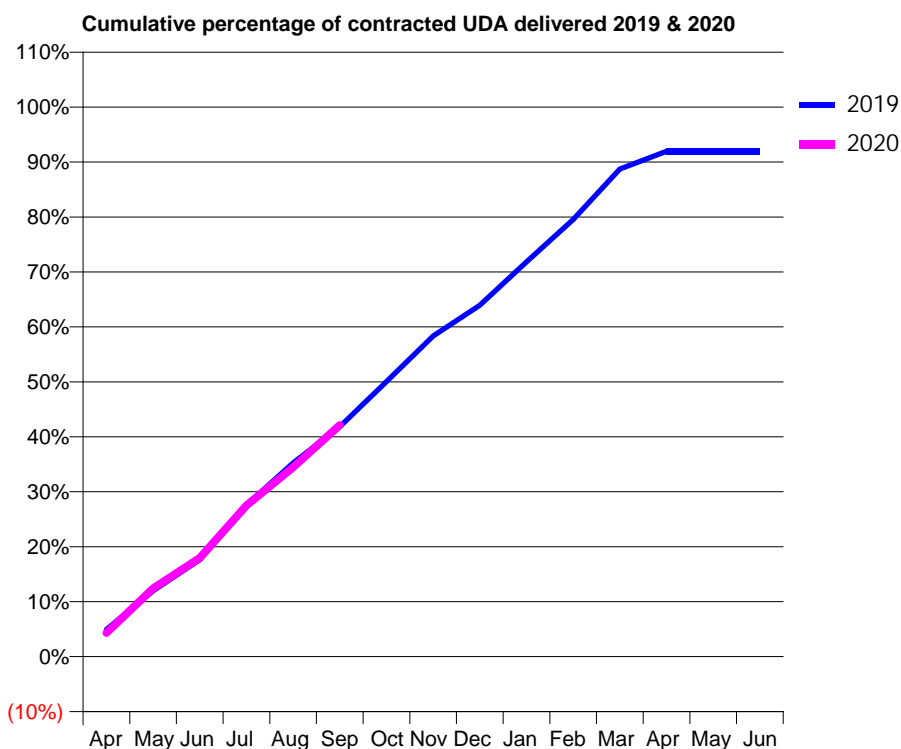
19/20 Contracted general activity (UDA)	40,509
Carry forward general activity (UDA)	0
19/20 Contracted orthodontic activity (UOA)	0
Carry forward orthodontic activity (UOA)	0
Baseline contract value	£1,122,630.60

### ACCESS\*

Patients seen in 24 months	Total	Change since previous quarter
Quarter ending September 2018	13,825	
Quarter ending December 2018	13,657	↓
Quarter ending March 2019	13,663	→
Quarter ending June 2019	13,866	→
Quarter ending September 2019	13,993	→
<b>Variance since September 2018</b>	<b>1.2%</b>	<b>→</b>



### ACTIVITY



Month	Adjusted Scheduled Activity (UDA)	
	2019	2020
April	1,996	1,753
May	4,861	5,029
June	7,140	7,273
July	11,184	11,144
August	14,275	13,963
September	16,955	17,075
October	20,278	
November	23,636	
December	25,897	
January	29,106	
February	32,228	
March	35,930	
April	37,253	
May	37,252	
June	37,254	

### QUALITY

	Quantity	Base Number	Contract	AT	Region	England
% of FP17s for the same patient ID Re-attending within 3 months - Children	136	2,700	5.0%	10.1%	12.1%	11.5%
% of FP17s for the same patient ID Re-attending within 3 months - Adults	783	7,914	9.9%	13.4%	15.6%	15.4%
% of FP17s for the same patient ID Re-attending between 3 & 9 months - Children	1,799	2,700	66.6%	63.4%	61.2%	59.7%
% of FP17s for the same patient ID Re-attending between 3 & 9 months - Adults	5,136	7,914	64.9%	56.9%	54.3%	51.7%
% of FP17s for Band 1 Urgent Courses	612	9,931	6.2%	7.5%	9.1%	9.2%
% of FP17s Relating to Free Repair or Replacements	61	9,931	0.6%	0.9%	0.9%	0.7%
% of FP17s Relating to Continuations	126	9,931	1.3%	0.9%	1.0%	0.8%
% of Patients satisfied with the dentistry they have received	3	4	N/A	94.6%	94.4%	93.5%
% of Patients satisfied with the time they had to wait for an appointment	1	4	N/A	86.1%	88.1%	87.4%

\* This is based on patients treated on this contract for their most recent course of treatment. Figures in italics indicate the base number of FP17s or Patient Questionnaire responses are less than 100. N/A is shown where the base number of responses is less than 10 during the period. % is calculated as Quantity/Base number\*100

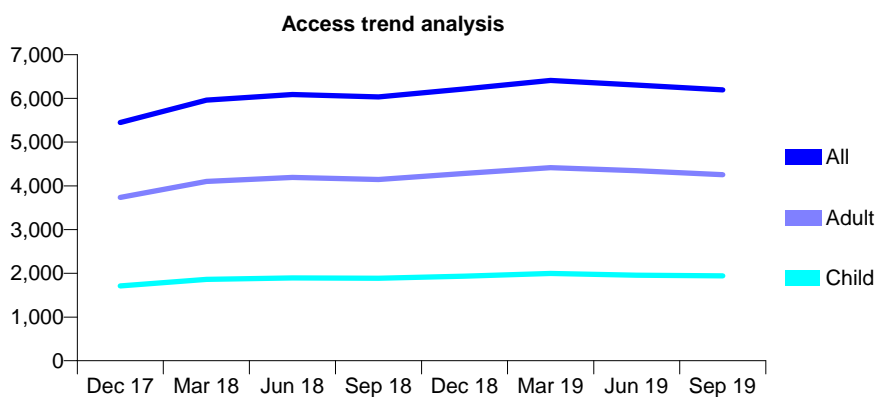
## Q52 - Vital Signs At a Glance Contract Report for 101338/0074 - September 2019

Name or company name	Whitecross Dental Care Limited
Contract type name	GDS Contract
Purpose of contract	General
Contract start date	09/12/2008
Contract end date	

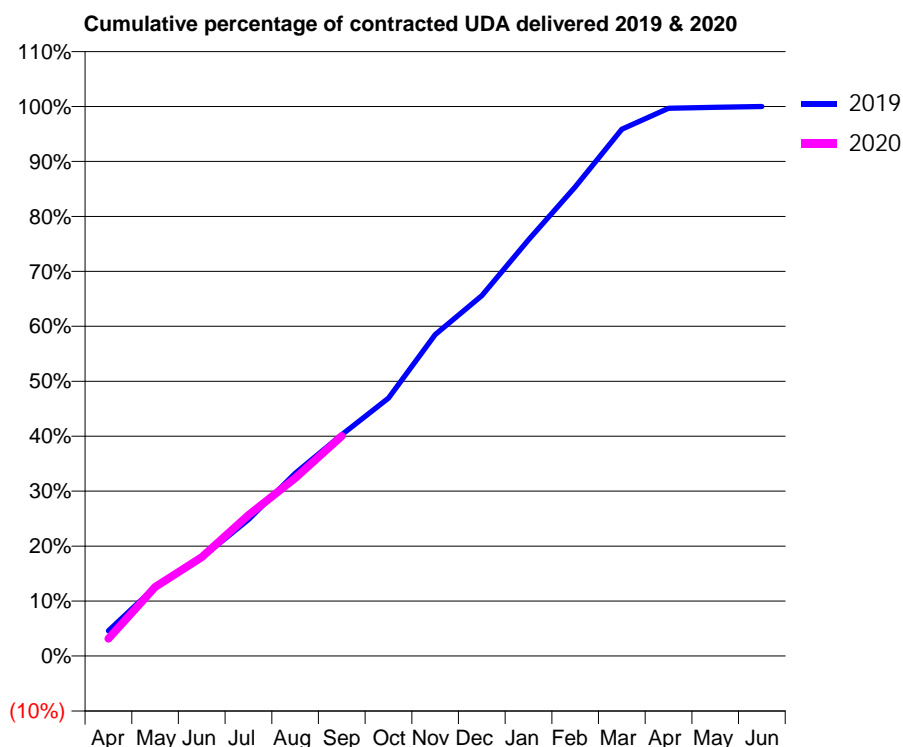
19/20 Contracted general activity (UDA)	18,433
Carry forward general activity (UDA)	4
19/20 Contracted orthodontic activity (UOA)	0
Carry forward orthodontic activity (UOA)	0
Baseline contract value	£556,220.19

### ACCESS\*

Patients seen in 24 months	Total	Change since previous quarter
Quarter ending September 2018	6,034	
Quarter ending December 2018	6,218	↑
Quarter ending March 2019	6,411	↑
Quarter ending June 2019	6,303	↓
Quarter ending September 2019	6,192	↓
<b>Variance since September 2018</b>	<b>2.6%</b>	<b>↑</b>



### ACTIVITY



Month	Adjusted Scheduled Activity (UDA)	
	2019	2020
April	846	584
May	2,319	2,321
June	3,298	3,317
July	4,578	4,724
August	6,128	5,963
September	7,423	7,378
October	8,655	
November	10,782	
December	12,084	
January	13,958	
February	15,733	
March	17,673	
April	18,374	
May	18,405	
June	18,429	

### QUALITY

	Quantity	Base Number	Contract	AT	Region	England
% of FP17s for the same patient ID Re-attending within 3 months - Children	66	1,224	5.4%	10.1%	12.1%	11.5%
% of FP17s for the same patient ID Re-attending within 3 months - Adults	258	2,453	10.5%	13.4%	15.6%	15.4%
% of FP17s for the same patient ID Re-attending between 3 & 9 months - Children	768	1,224	62.7%	63.4%	61.2%	59.7%
% of FP17s for the same patient ID Re-attending between 3 & 9 months - Adults	1,427	2,453	58.2%	56.9%	54.3%	51.7%
% of FP17s for Band 1 Urgent Courses	252	3,355	7.5%	7.5%	9.1%	9.2%
% of FP17s Relating to Free Repair or Replacements	33	3,355	1.0%	0.9%	0.9%	0.7%
% of FP17s Relating to Continuations	33	3,355	1.0%	0.9%	1.0%	0.8%
% of Patients satisfied with the dentistry they have received	1	1	N/A	94.6%	94.4%	93.5%
% of Patients satisfied with the time they had to wait for an appointment	1	1	N/A	86.1%	88.1%	87.4%

\* This is based on patients treated on this contract for their most recent course of treatment. Figures in italics indicate the base number of FP17s or Patient Questionnaire responses are less than 100. N/A is shown where the base number of responses is less than 10 during the period. % is calculated as Quantity/Base number\*100

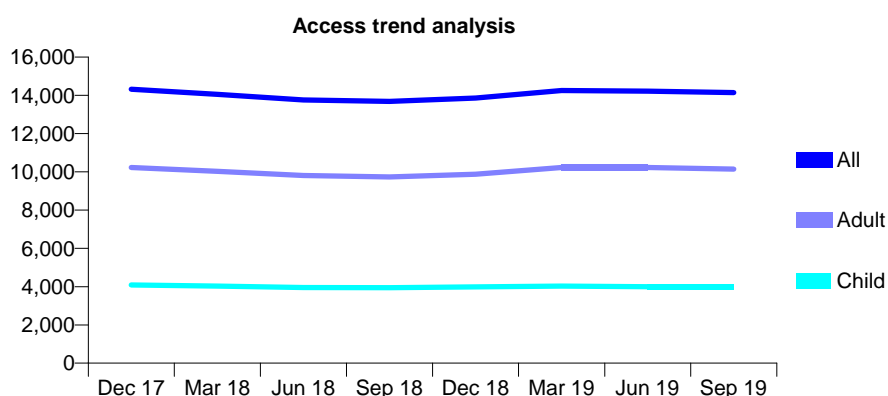
## Q52 - Vital Signs At a Glance Contract Report for 101338/0079 - September 2019

Name or company name	Whitecross Dental Care Limited
Contract type name	GDS Contract
Purpose of contract	General
Contract start date	01/04/2009
Contract end date	

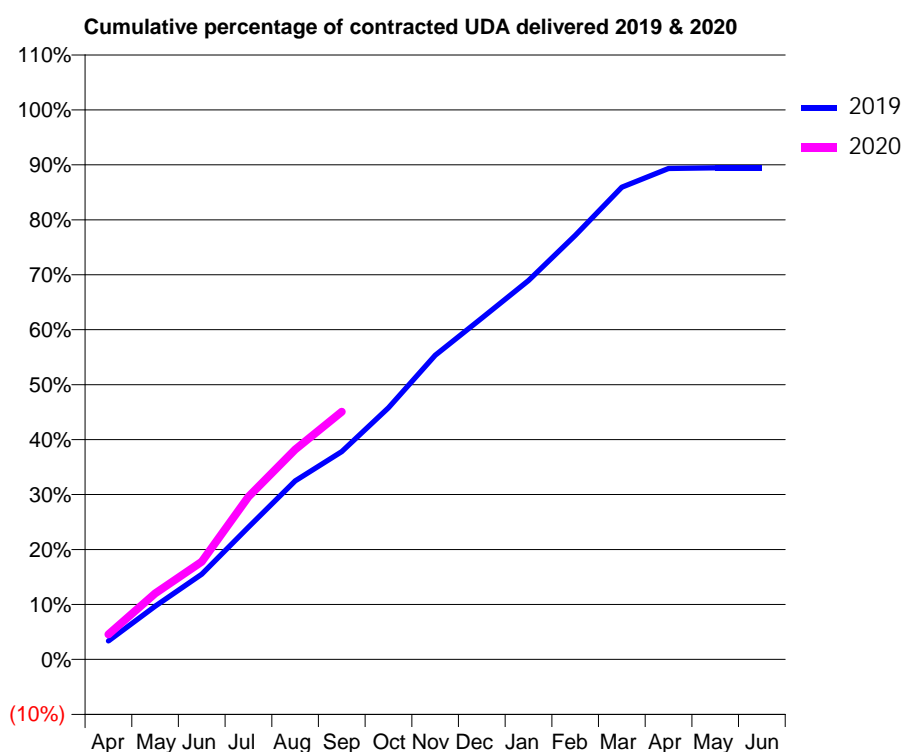
19/20 Contracted general activity (UDA)	44,400
Carry forward general activity (UDA)	0
19/20 Contracted orthodontic activity (UOA)	0
Carry forward orthodontic activity (UOA)	0
Baseline contract value	£1,230,462.34

### ACCESS\*

Patients seen in 24 months	Total	Change since previous quarter
Quarter ending September 2018	13,679	
Quarter ending December 2018	13,858	→
Quarter ending March 2019	14,256	↑
Quarter ending June 2019	14,219	→
Quarter ending September 2019	14,143	→
<b>Variance since September 2018</b>	<b>3.4%</b>	<b>↑</b>



### ACTIVITY



Month	2019	2020
April	1,496	2,024
May	4,306	5,342
June	6,895	7,889
July	10,696	13,156
August	14,418	16,965
September	16,795	20,016
October	20,336	
November	24,569	
December	27,581	
January	30,617	
February	34,257	
March	38,151	
April	39,671	
May	39,709	
June	39,717	

### QUALITY

	Quantity	Base Number	Contract	AT	Region	England
% of FP17s for the same patient ID Re-attending within 3 months - Children	89	2,566	3.5%	10.1%	12.1%	11.5%
% of FP17s for the same patient ID Re-attending within 3 months - Adults	542	6,186	8.8%	13.4%	15.6%	15.4%
% of FP17s for the same patient ID Re-attending between 3 & 9 months - Children	1,150	2,566	44.8%	63.4%	61.2%	59.7%
% of FP17s for the same patient ID Re-attending between 3 & 9 months - Adults	2,571	6,186	41.6%	56.9%	54.3%	51.7%
% of FP17s for Band 1 Urgent Courses	447	8,215	5.4%	7.5%	9.1%	9.2%
% of FP17s Relating to Free Repair or Replacements	44	8,215	0.5%	0.9%	0.9%	0.7%
% of FP17s Relating to Continuations	85	8,215	1.0%	0.9%	1.0%	0.8%
% of Patients satisfied with the dentistry they have received	2	3	N/A	94.6%	94.4%	93.5%
% of Patients satisfied with the time they had to wait for an appointment	2	3	N/A	86.1%	88.1%	87.4%

\* This is based on patients treated on this contract for their most recent course of treatment. Figures in italics indicate the base number of FP17s or Patient Questionnaire responses are less than 100. N/A is shown where the base number of responses is less than 10 during the period. % is calculated as Quantity/Base number\*100

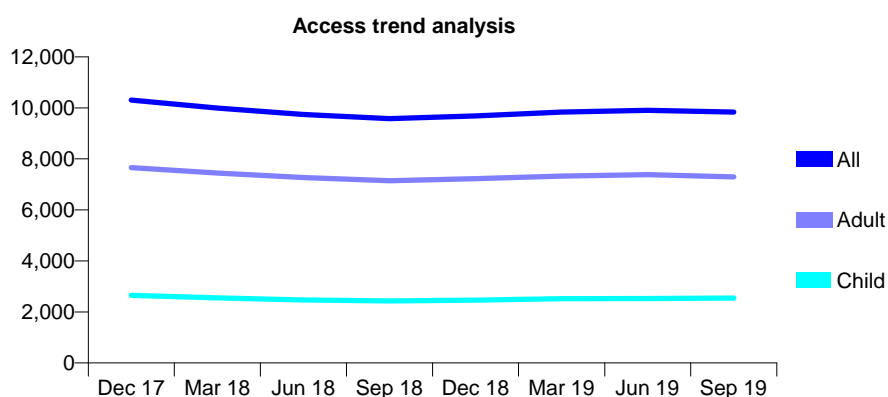
## Q52 - Vital Signs At a Glance Contract Report for 101338/0080 - September 2019

Name or company name	Whitecross Dental Care Limited
Contract type name	GDS Contract
Purpose of contract	General
Contract start date	01/04/2009
Contract end date	

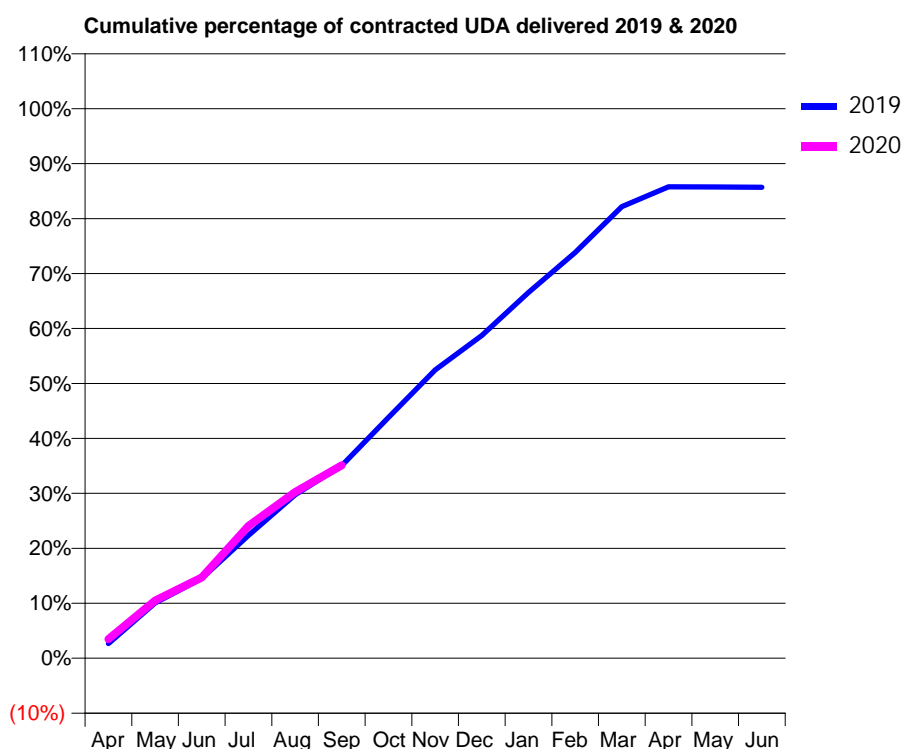
19/20 Contracted general activity (UDA)	30,442
Carry forward general activity (UDA)	0
19/20 Contracted orthodontic activity (UOA)	0
Carry forward orthodontic activity (UOA)	0
Baseline contract value	£839,020.25

### ACCESS\*

Patients seen in 24 months	Total	Change since previous quarter
Quarter ending September 2018	9,575	
Quarter ending December 2018	9,685	→
Quarter ending March 2019	9,837	→
Quarter ending June 2019	9,904	→
Quarter ending September 2019	9,839	→
<b>Variance since September 2018</b>	<b>2.8%</b>	<b>↑</b>



### ACTIVITY



Month	2019	2020
April	812	1,061
May	3,063	3,198
June	4,419	4,472
July	6,808	7,329
August	9,054	9,212
September	10,670	10,687
October	13,338	
November	15,978	
December	17,878	
January	20,258	
February	22,477	
March	25,011	
April	26,111	
May	26,100	
June	26,088	

### QUALITY

	Quantity	Base Number	Contract	AT	Region	England
% of FP17s for the same patient ID Re-attending within 3 months - Children	125	1,812	6.9%	10.1%	12.1%	11.5%
% of FP17s for the same patient ID Re-attending within 3 months - Adults	388	4,502	8.6%	13.4%	15.6%	15.4%
% of FP17s for the same patient ID Re-attending between 3 & 9 months - Children	1,165	1,812	64.3%	63.4%	61.2%	59.7%
% of FP17s for the same patient ID Re-attending between 3 & 9 months - Adults	2,612	4,502	58.0%	56.9%	54.3%	51.7%
% of FP17s for Band 1 Urgent Courses	248	5,872	4.2%	7.5%	9.1%	9.2%
% of FP17s Relating to Free Repair or Replacements	69	5,872	1.2%	0.9%	0.9%	0.7%
% of FP17s Relating to Continuations	88	5,872	1.5%	0.9%	1.0%	0.8%
% of Patients satisfied with the dentistry they have received	0	0	N/A	94.6%	94.4%	93.5%
% of Patients satisfied with the time they had to wait for an appointment	0	0	N/A	86.1%	88.1%	87.4%

\* This is based on patients treated on this contract for their most recent course of treatment.

Figures in italics indicate the base number of FP17s or Patient Questionnaire responses are less than 100. N/A is shown where the base number of responses is less than 10 during the period. % is calculated as Quantity/Base number\*100

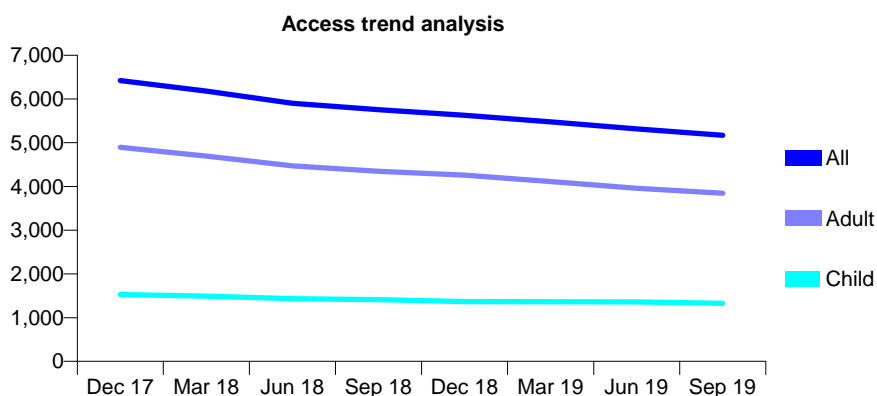
## Q52 - Vital Signs At a Glance Contract Report for 101338/0081 - September 2019

Name or company name	Petrie Tucker & Partners Ltd
Contract type name	GDS Contract
Purpose of contract	General
Contract start date	01/04/2009
Contract end date	

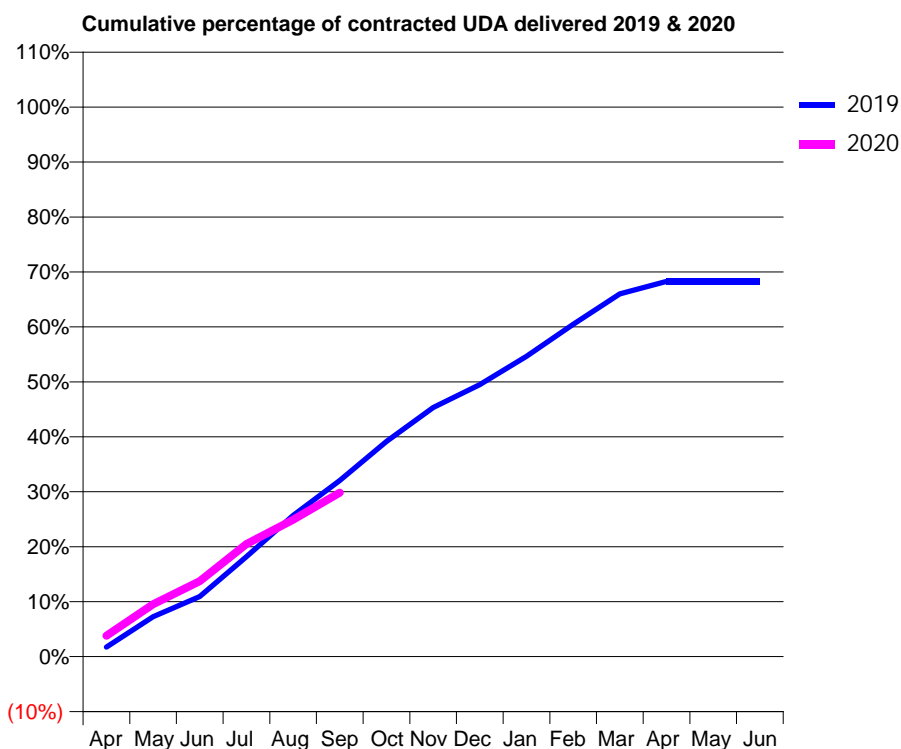
19/20 Contracted general activity (UDA)	16,300
Carry forward general activity (UDA)	0
19/20 Contracted orthodontic activity (UOA)	0
Carry forward orthodontic activity (UOA)	0
Baseline contract value	£451,723.78

### ACCESS\*

Patients seen in 24 months	Total	Change since previous quarter
Quarter ending September 2018	5,756	
Quarter ending December 2018	5,627	↓
Quarter ending March 2019	5,477	↓
Quarter ending June 2019	5,314	↓
Quarter ending September 2019	5,170	↓
<b>Variance since September 2018</b>	<b>(10.2%)</b>	<b>↓</b>



### ACTIVITY



Month	Adjusted Scheduled Activity (UDA)	
	2019	2020
April	283	618
May	1,184	1,556
June	1,783	2,236
July	2,964	3,339
August	4,191	4,061
September	5,224	4,864
October	6,381	
November	7,390	
December	8,066	
January	8,912	
February	9,858	
March	10,762	
April	11,130	
May	11,129	
June	11,129	

### QUALITY

	Quantity	Base Number	Contract	AT	Region	England
% of FP17s for the same patient ID Re-attending within 3 months - Children	40	879	4.6%	10.1%	12.1%	11.5%
% of FP17s for the same patient ID Re-attending within 3 months - Adults	171	2,237	7.6%	13.4%	15.6%	15.4%
% of FP17s for the same patient ID Re-attending between 3 & 9 months - Children	476	879	54.2%	63.4%	61.2%	59.7%
% of FP17s for the same patient ID Re-attending between 3 & 9 months - Adults	1,022	2,237	45.7%	56.9%	54.3%	51.7%
% of FP17s for Band 1 Urgent Courses	147	2,940	5.0%	7.5%	9.1%	9.2%
% of FP17s Relating to Free Repair or Replacements	10	2,940	0.3%	0.9%	0.9%	0.7%
% of FP17s Relating to Continuations	32	2,940	1.1%	0.9%	1.0%	0.8%
% of Patients satisfied with the dentistry they have received	0	0	N/A	94.6%	94.4%	93.5%
% of Patients satisfied with the time they had to wait for an appointment	0	0	N/A	86.1%	88.1%	87.4%

\* This is based on patients treated on this contract for their most recent course of treatment. Figures in italics indicate the base number of FP17s or Patient Questionnaire responses are less than 100. N/A is shown where the base number of responses is less than 10 during the period. % is calculated as Quantity/Base number\*100



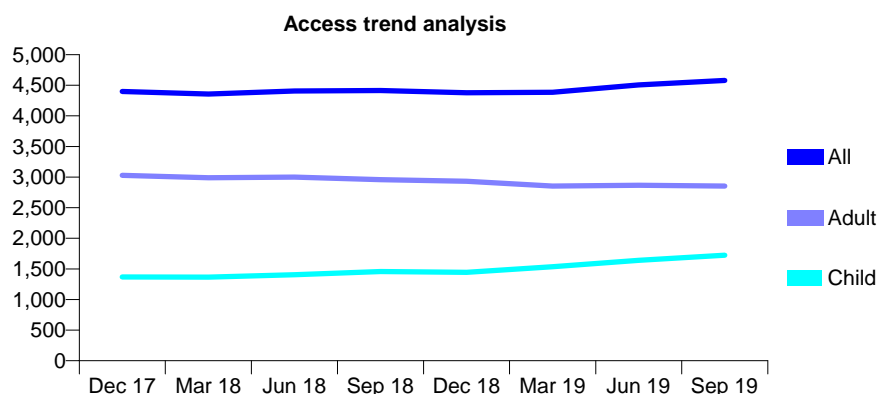
## Q52 - Vital Signs At a Glance Contract Report for 101338/0098 - September 2019

Name or company name	Whitecross Dental Care Limited
Contract type name	GDS Contract
Purpose of contract	General
Contract start date	01/09/2009
Contract end date	

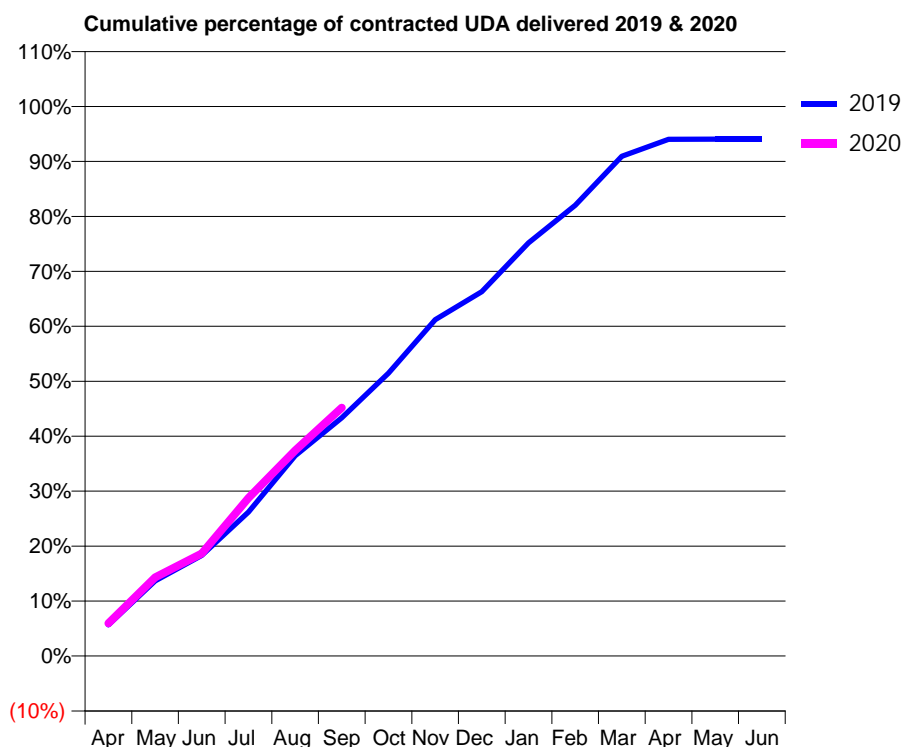
19/20 Contracted general activity (UDA)	16,371
Carry forward general activity (UDA)	0
19/20 Contracted orthodontic activity (UOA)	0
Carry forward orthodontic activity (UOA)	0
Baseline contract value	£424,736.67

### ACCESS\*

Patients seen in 24 months	Total	Change since previous quarter
Quarter ending September 2018	4,416	
Quarter ending December 2018	4,378	→
Quarter ending March 2019	4,386	→
Quarter ending June 2019	4,507	↑
Quarter ending September 2019	4,579	→
<b>Variance since September 2018</b>	<b>3.7%</b>	<b>↑</b>



### ACTIVITY



Month	Adjusted Scheduled Activity (UDA)	
	2019	2020
April	928	973
May	2,240	2,343
June	2,998	3,054
July	4,289	4,708
August	5,969	6,126
September	7,095	7,394
October	8,429	
November	10,023	
December	10,852	
January	12,311	
February	13,428	
March	14,889	
April	15,393	
May	15,396	
June	15,397	

### QUALITY

	Quantity	Base Number	Contract	AT	Region	England
% of FP17s for the same patient ID Re-attending within 3 months - Children	92	1,463	6.3%	10.1%	12.1%	11.5%
% of FP17s for the same patient ID Re-attending within 3 months - Adults	265	2,082	12.7%	13.4%	15.6%	15.4%
% of FP17s for the same patient ID Re-attending between 3 & 9 months - Children	831	1,463	56.8%	63.4%	61.2%	59.7%
% of FP17s for the same patient ID Re-attending between 3 & 9 months - Adults	1,287	2,082	61.8%	56.9%	54.3%	51.7%
% of FP17s for Band 1 Urgent Courses	225	3,293	6.8%	7.5%	9.1%	9.2%
% of FP17s Relating to Free Repair or Replacements	28	3,293	0.9%	0.9%	0.9%	0.7%
% of FP17s Relating to Continuations	56	3,293	1.7%	0.9%	1.0%	0.8%
% of Patients satisfied with the dentistry they have received	3	3	N/A	94.6%	94.4%	93.5%
% of Patients satisfied with the time they had to wait for an appointment	3	3	N/A	86.1%	88.1%	87.4%

\* This is based on patients treated on this contract for their most recent course of treatment. Figures in italics indicate the base number of FP17s or Patient Questionnaire responses are less than 100. N/A is shown where the base number of responses is less than 10 during the period. % is calculated as Quantity/Base number\*100

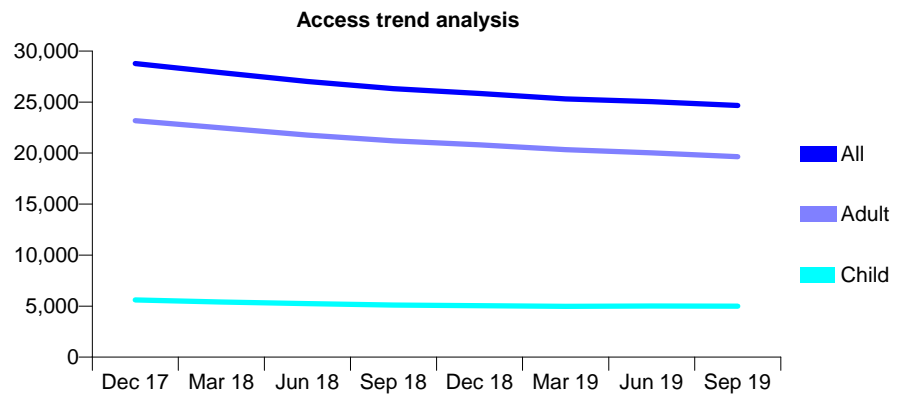
## Q52 - Vital Signs At a Glance Contract Report for 101338/0104 - September 2019

Name or company name	Whitecross Dental Care Limited
Contract type name	GDS Contract
Purpose of contract	General
Contract start date	01/10/2009
Contract end date	

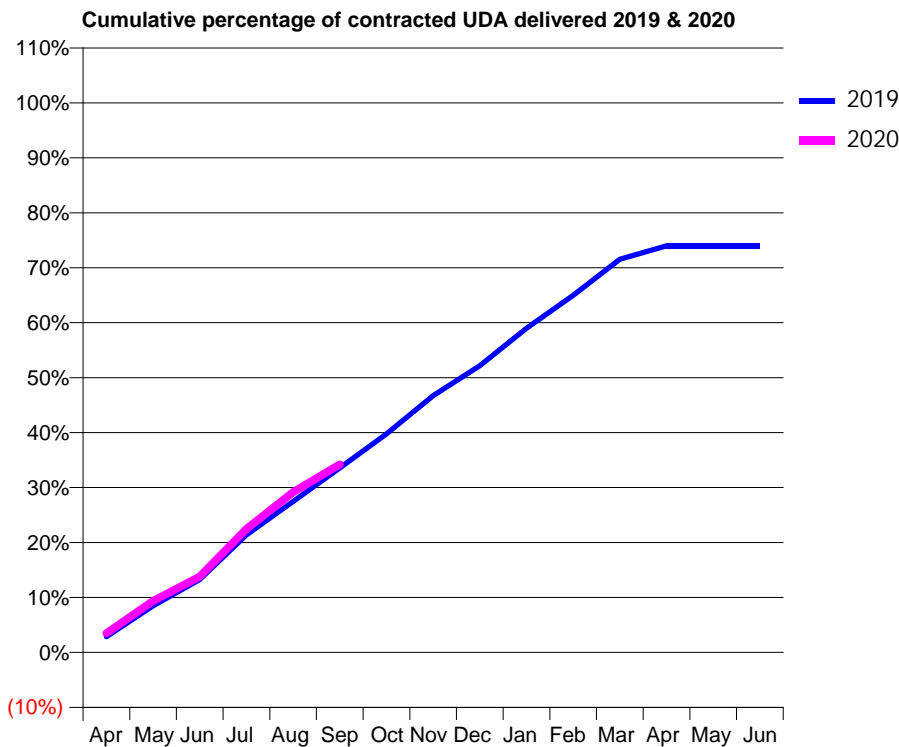
19/20 Contracted general activity (UDA)	85,709
Carry forward general activity (UDA)	0
19/20 Contracted orthodontic activity (UOA)	0
Carry forward orthodontic activity (UOA)	0
Baseline contract value	£2,448,641.15

### ACCESS\*

Patients seen in 24 months	Total	Change since previous quarter
Quarter ending September 2018	26,303	
Quarter ending December 2018	25,842	↓
Quarter ending March 2019	25,316	↓
Quarter ending June 2019	25,039	↓
Quarter ending September 2019	24,661	↓
<b>Variance since September 2018</b>	<b>(6.2%)</b>	<b>↓</b>



### ACTIVITY



Month	Adjusted Scheduled Activity (UDA)	
	2019	2020
April	2,458	2,988
May	7,281	8,044
June	11,369	11,826
July	18,329	19,242
August	23,558	24,988
September	28,771	29,314
October	34,071	
November	40,041	
December	44,722	
January	50,554	
February	55,708	
March	61,317	
April	63,398	
May	63,410	
June	63,414	

### QUALITY

	Quantity	Base Number	Contract	AT	Region	England
% of FP17s for the same patient ID Re-attending within 3 months - Children	184	3,321	5.5%	10.1%	12.1%	11.5%
% of FP17s for the same patient ID Re-attending within 3 months - Adults	1,388	12,107	11.5%	13.4%	15.6%	15.4%
% of FP17s for the same patient ID Re-attending between 3 & 9 months - Children	1,391	3,321	41.9%	63.4%	61.2%	59.7%
% of FP17s for the same patient ID Re-attending between 3 & 9 months - Adults	5,189	12,107	42.9%	56.9%	54.3%	51.7%
% of FP17s for Band 1 Urgent Courses	1,502	14,504	10.4%	7.5%	9.1%	9.2%
% of FP17s Relating to Free Repair or Replacements	86	14,504	0.6%	0.9%	0.9%	0.7%
% of FP17s Relating to Continuations	187	14,504	1.3%	0.9%	1.0%	0.8%
% of Patients satisfied with the dentistry they have received	6	7	N/A	94.6%	94.4%	93.5%
% of Patients satisfied with the time they had to wait for an appointment	3	7	N/A	86.1%	88.1%	87.4%

\* This is based on patients treated on this contract for their most recent course of treatment. Figures in italics indicate the base number of FP17s or Patient Questionnaire responses are less than 100. N/A is shown where the base number of responses is less than 10 during the period. % is calculated as Quantity/Base number\*100

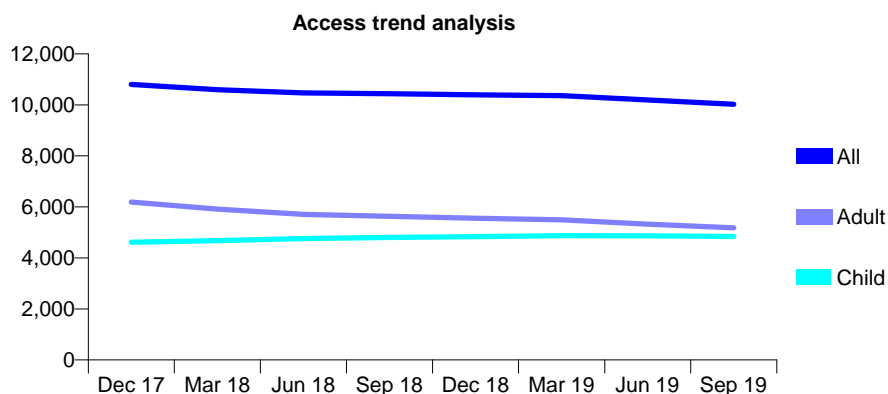
## Q52 - Vital Signs At a Glance Contract Report for 101338/0138 - September 2019

Name or company name	Whitecross Dental Care Limited
Contract type name	GDS Contract
Purpose of contract	General
Contract start date	01/06/2012
Contract end date	

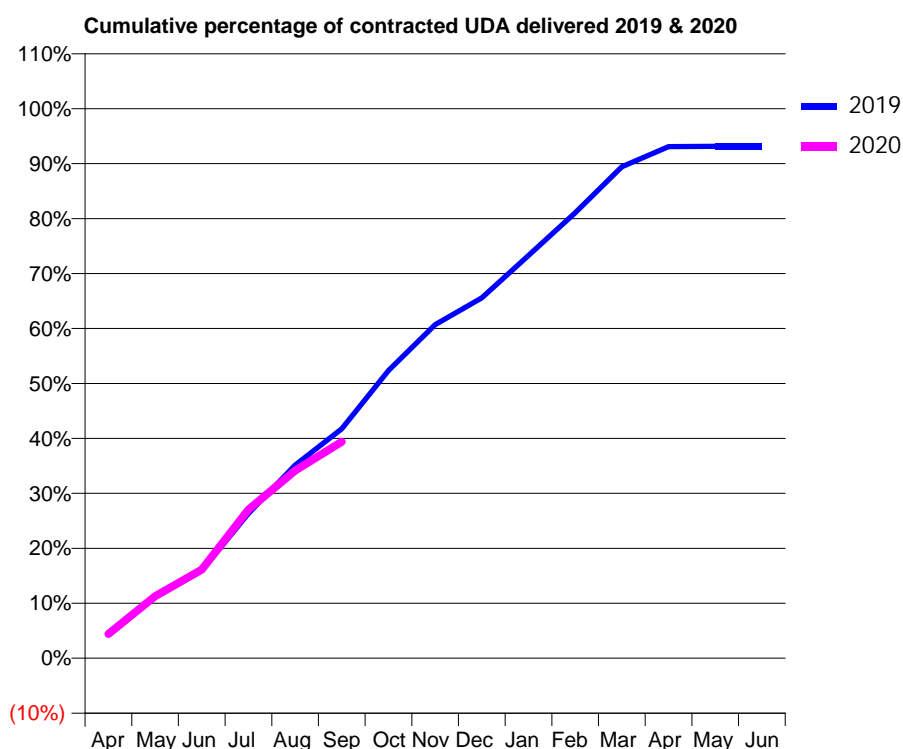
19/20 Contracted general activity (UDA)	28,509
Carry forward general activity (UDA)	0
19/20 Contracted orthodontic activity (UOA)	0
Carry forward orthodontic activity (UOA)	0
Baseline contract value	£974,021.60

### ACCESS\*

Patients seen in 24 months	Total	Change since previous quarter
Quarter ending September 2018	10,438	
Quarter ending December 2018	10,392	→
Quarter ending March 2019	10,360	→
Quarter ending June 2019	10,191	↓
Quarter ending September 2019	10,022	↓
<b>Variance since September 2018</b>	<b>(4.0%)</b>	<b>↓</b>



### ACTIVITY



Month	2019	2020
April	1,324	1,256
May	3,181	3,218
June	4,548	4,600
July	7,512	7,708
August	10,020	9,737
September	11,904	11,230
October	14,926	
November	17,307	
December	18,694	
January	20,895	
February	23,111	
March	25,488	
April	26,533	
May	26,556	
June	26,555	

### QUALITY

	Quantity	Base Number	Contract	AT	Region	England
% of FP17s for the same patient ID Re-attending within 3 months - Children	154	2,893	5.3%	10.1%	12.1%	11.5%
% of FP17s for the same patient ID Re-attending within 3 months - Adults	348	2,891	12.0%	13.4%	15.6%	15.4%
% of FP17s for the same patient ID Re-attending between 3 & 9 months - Children	1,435	2,893	49.6%	63.4%	61.2%	59.7%
% of FP17s for the same patient ID Re-attending between 3 & 9 months - Adults	1,446	2,891	50.0%	56.9%	54.3%	51.7%
% of FP17s for Band 1 Urgent Courses	348	5,394	6.5%	7.5%	9.1%	9.2%
% of FP17s Relating to Free Repair or Replacements	19	5,394	0.4%	0.9%	0.9%	0.7%
% of FP17s Relating to Continuations	54	5,394	1.0%	0.9%	1.0%	0.8%
% of Patients satisfied with the dentistry they have received	0	0	N/A	94.6%	94.4%	93.5%
% of Patients satisfied with the time they had to wait for an appointment	0	0	N/A	86.1%	88.1%	87.4%

\* This is based on patients treated on this contract for their most recent course of treatment.

Figures in italics indicate the base number of FP17s or Patient Questionnaire responses are less than 100. N/A is shown where the base number of responses is less than 10 during the period. % is calculated as Quantity/Base number\*100

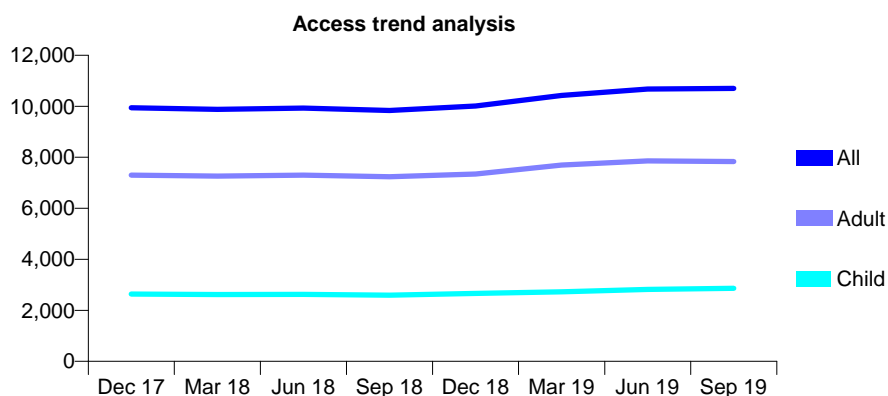
## Q52 - Vital Signs At a Glance Contract Report for 101338/0139 - September 2019

Name or company name	Whitecross Dental Care Limited
Contract type name	GDS Contract
Purpose of contract	General
Contract start date	01/06/2012
Contract end date	

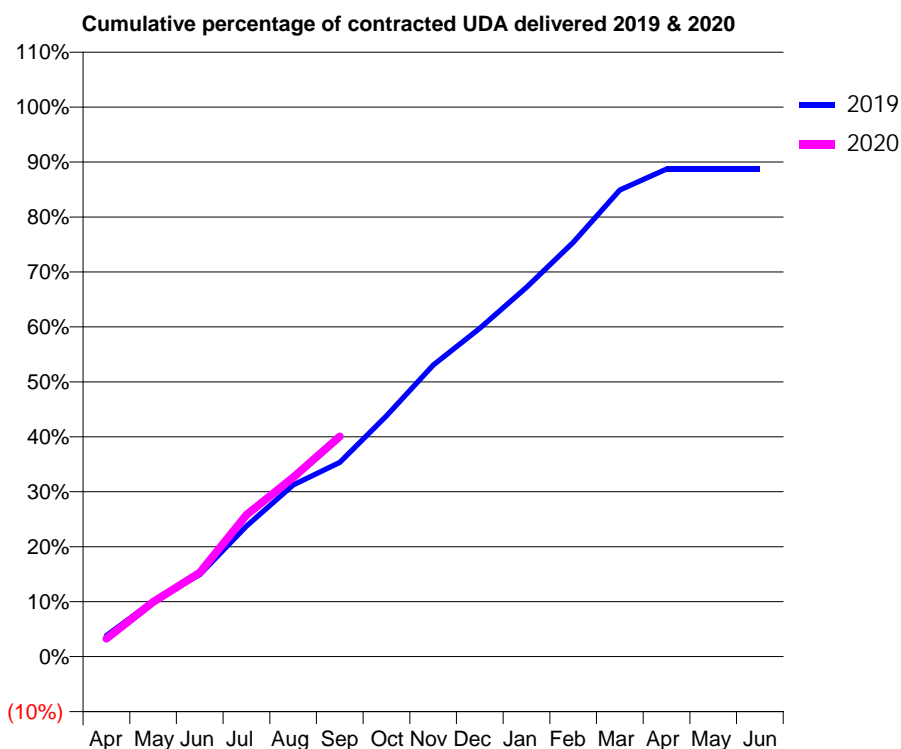
19/20 Contracted general activity (UDA)	28,439
Carry forward general activity (UDA)	0
19/20 Contracted orthodontic activity (UOA)	0
Carry forward orthodontic activity (UOA)	0
Baseline contract value	£844,162.19

### ACCESS\*

Patients seen in 24 months	Total	Change since previous quarter
Quarter ending September 2018	9,835	
Quarter ending December 2018	10,012	→
Quarter ending March 2019	10,423	↑
Quarter ending June 2019	10,673	↑
Quarter ending September 2019	10,700	→
<b>Variance since September 2018</b>	<b>8.8%</b>	<b>↑</b>



### ACTIVITY



Month	Adjusted Scheduled Activity (UDA)	
	2019	2020
April	1,087	938
May	2,874	2,825
June	4,244	4,345
July	6,750	7,333
August	8,888	9,273
September	10,051	11,390
October	12,463	
November	15,089	
December	16,995	
January	19,110	
February	21,439	
March	24,144	
April	25,226	
May	25,230	
June	25,230	

### QUALITY

	Quantity	Base Number	Contract	AT	Region	England
% of FP17s for the same patient ID Re-attending within 3 months - Children	94	1,907	4.9%	10.1%	12.1%	11.5%
% of FP17s for the same patient ID Re-attending within 3 months - Adults	447	4,914	9.1%	13.4%	15.6%	15.4%
% of FP17s for the same patient ID Re-attending between 3 & 9 months - Children	1,007	1,907	52.8%	63.4%	61.2%	59.7%
% of FP17s for the same patient ID Re-attending between 3 & 9 months - Adults	2,502	4,914	50.9%	56.9%	54.3%	51.7%
% of FP17s for Band 1 Urgent Courses	335	6,413	5.2%	7.5%	9.1%	9.2%
% of FP17s Relating to Free Repair or Replacements	34	6,413	0.5%	0.9%	0.9%	0.7%
% of FP17s Relating to Continuations	76	6,413	1.2%	0.9%	1.0%	0.8%
% of Patients satisfied with the dentistry they have received	0	0	N/A	94.6%	94.4%	93.5%
% of Patients satisfied with the time they had to wait for an appointment	0	0	N/A	86.1%	88.1%	87.4%

\* This is based on patients treated on this contract for their most recent course of treatment. Figures in italics indicate the base number of FP17s or Patient Questionnaire responses are less than 100. N/A is shown where the base number of responses is less than 10 during the period. % is calculated as Quantity/Base number\*100

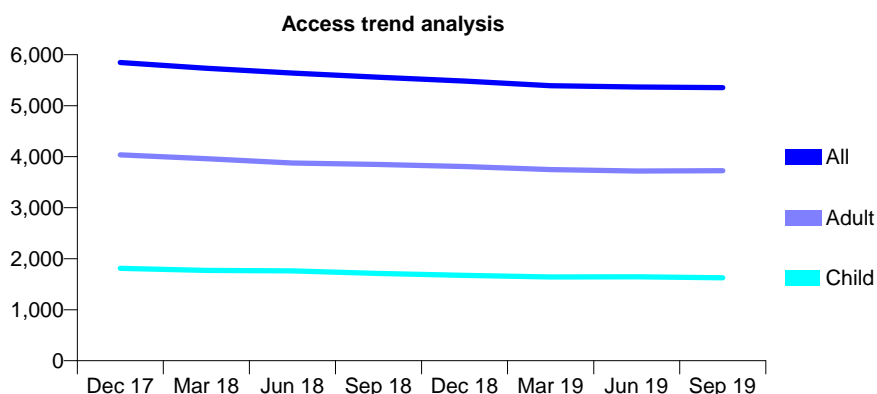
## Q52 - Vital Signs At a Glance Contract Report for 101338/0140 - September 2019

Name or company name	Whitecross Dental Care Limited
Contract type name	GDS Contract
Purpose of contract	General
Contract start date	01/06/2012
Contract end date	

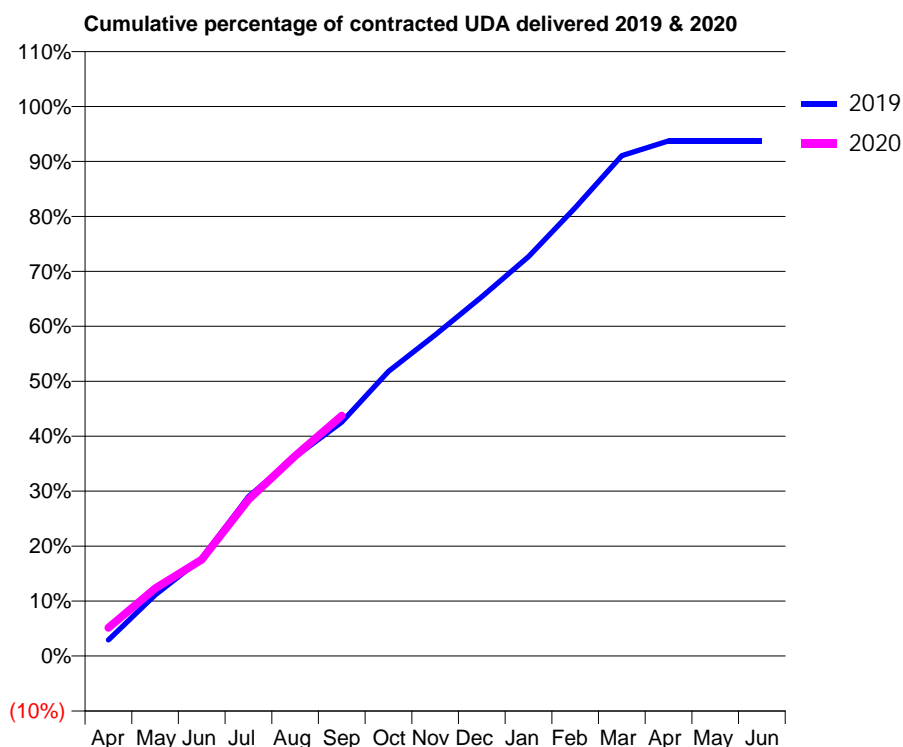
19/20 Contracted general activity (UDA)	16,508
Carry forward general activity (UDA)	0
19/20 Contracted orthodontic activity (UOA)	0
Carry forward orthodontic activity (UOA)	0
Baseline contract value	£490,917.67

### ACCESS\*

Patients seen in 24 months	Total	Change since previous quarter
Quarter ending September 2018	5,557	
Quarter ending December 2018	5,482	↓
Quarter ending March 2019	5,391	↓
Quarter ending June 2019	5,366	→
Quarter ending September 2019	5,352	→
<b>Variance since September 2018</b>	<b>(3.7%)</b>	<b>↓</b>



### ACTIVITY



Month	Adjusted Scheduled Activity (UDA)	
	2019	2020
April	482	851
May	1,835	2,032
June	2,930	2,900
July	4,784	4,699
August	5,987	6,012
September	7,024	7,220
October	8,550	
November	9,649	
December	10,790	
January	11,997	
February	13,468	
March	15,028	
April	15,472	
May	15,472	
June	15,472	

### QUALITY

	Quantity	Base Number	Contract	AT	Region	England
% of FP17s for the same patient ID Re-attending within 3 months - Children	87	1,348	6.5%	10.1%	12.1%	11.5%
% of FP17s for the same patient ID Re-attending within 3 months - Adults	361	2,710	13.3%	13.4%	15.6%	15.4%
% of FP17s for the same patient ID Re-attending between 3 & 9 months - Children	916	1,348	68.0%	63.4%	61.2%	59.7%
% of FP17s for the same patient ID Re-attending between 3 & 9 months - Adults	1,312	2,710	48.4%	56.9%	54.3%	51.7%
% of FP17s for Band 1 Urgent Courses	232	3,835	6.0%	7.5%	9.1%	9.2%
% of FP17s Relating to Free Repair or Replacements	23	3,835	0.6%	0.9%	0.9%	0.7%
% of FP17s Relating to Continuations	48	3,835	1.3%	0.9%	1.0%	0.8%
% of Patients satisfied with the dentistry they have received	0	0	N/A	94.6%	94.4%	93.5%
% of Patients satisfied with the time they had to wait for an appointment	0	0	N/A	86.1%	88.1%	87.4%

\* This is based on patients treated on this contract for their most recent course of treatment. Figures in italics indicate the base number of FP17s or Patient Questionnaire responses are less than 100. N/A is shown where the base number of responses is less than 10 during the period. % is calculated as Quantity/Base number\*100

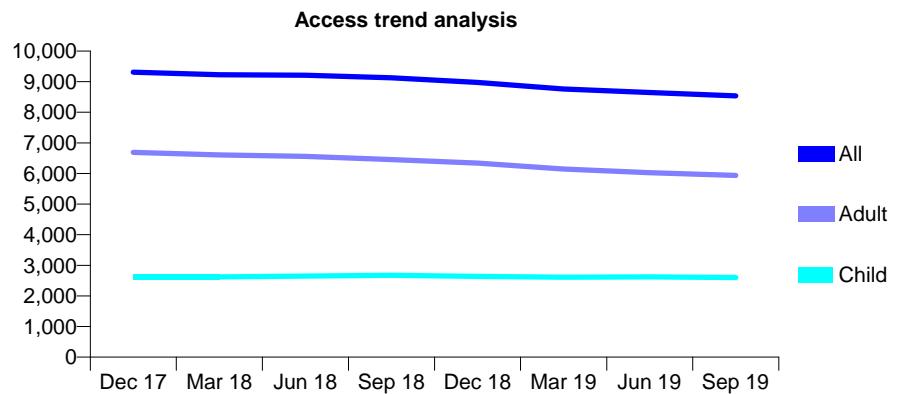
## Q52 - Vital Signs At a Glance Contract Report for 101338/0142 - September 2019

Name or company name	Whitecross Dental Care Limited
Contract type name	GDS Contract
Purpose of contract	General
Contract start date	01/06/2012
Contract end date	

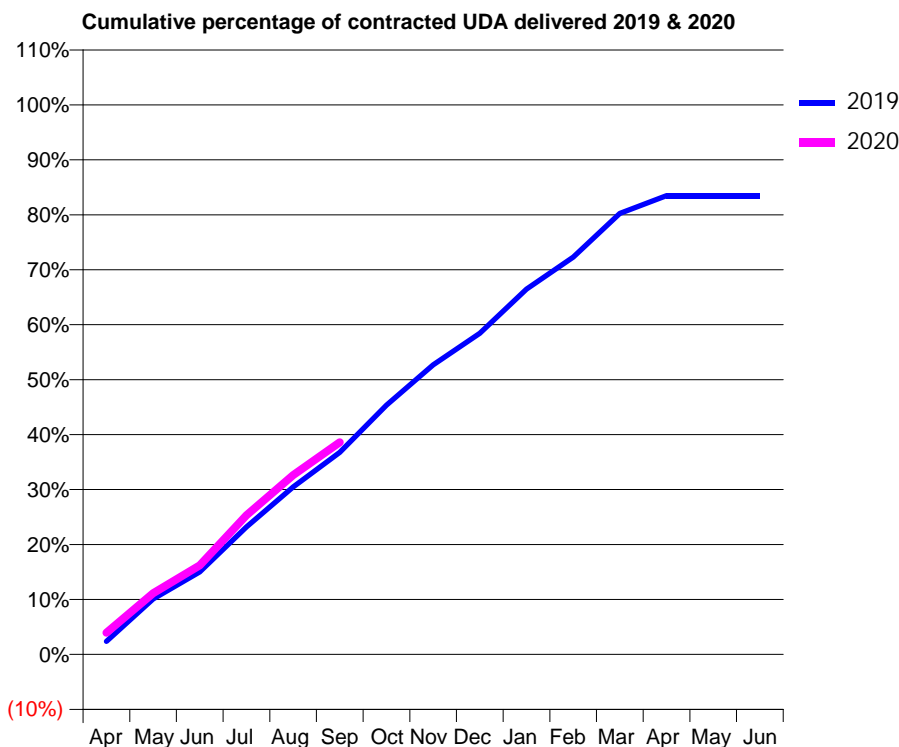
19/20 Contracted general activity (UDA)	27,824
Carry forward general activity (UDA)	0
19/20 Contracted orthodontic activity (UOA)	0
Carry forward orthodontic activity (UOA)	0
Baseline contract value	£795,075.53

### ACCESS\*

Patients seen in 24 months	Total	Change since previous quarter
Quarter ending September 2018	9,128	
Quarter ending December 2018	8,976	↓
Quarter ending March 2019	8,761	↓
Quarter ending June 2019	8,645	↓
Quarter ending September 2019	8,539	↓
<b>Variance since September 2018</b>	<b>(6.5%)</b>	<b>↓</b>



### ACTIVITY



Month	2019	2020
April	665	1,097
May	2,813	3,103
June	4,175	4,516
July	6,457	7,048
August	8,477	9,079
September	10,236	10,736
October	12,621	
November	14,663	
December	16,252	
January	18,495	
February	20,120	
March	22,326	
April	23,229	
May	23,230	
June	23,227	

### QUALITY

	Quantity	Base Number	Contract	AT	Region	England
% of FP17s for the same patient ID Re-attending within 3 months - Children	103	2,212	4.7%	10.1%	12.1%	11.5%
% of FP17s for the same patient ID Re-attending within 3 months - Adults	376	4,041	9.3%	13.4%	15.6%	15.4%
% of FP17s for the same patient ID Re-attending between 3 & 9 months - Children	1,534	2,212	69.3%	63.4%	61.2%	59.7%
% of FP17s for the same patient ID Re-attending between 3 & 9 months - Adults	2,257	4,041	55.9%	56.9%	54.3%	51.7%
% of FP17s for Band 1 Urgent Courses	218	5,827	3.7%	7.5%	9.1%	9.2%
% of FP17s Relating to Free Repair or Replacements	32	5,827	0.5%	0.9%	0.9%	0.7%
% of FP17s Relating to Continuations	80	5,827	1.4%	0.9%	1.0%	0.8%
% of Patients satisfied with the dentistry they have received	4	4	N/A	94.6%	94.4%	93.5%
% of Patients satisfied with the time they had to wait for an appointment	4	4	N/A	86.1%	88.1%	87.4%

\* This is based on patients treated on this contract for their most recent course of treatment. Figures in italics indicate the base number of FP17s or Patient Questionnaire responses are less than 100. N/A is shown where the base number of responses is less than 10 during the period. % is calculated as Quantity/Base number\*100

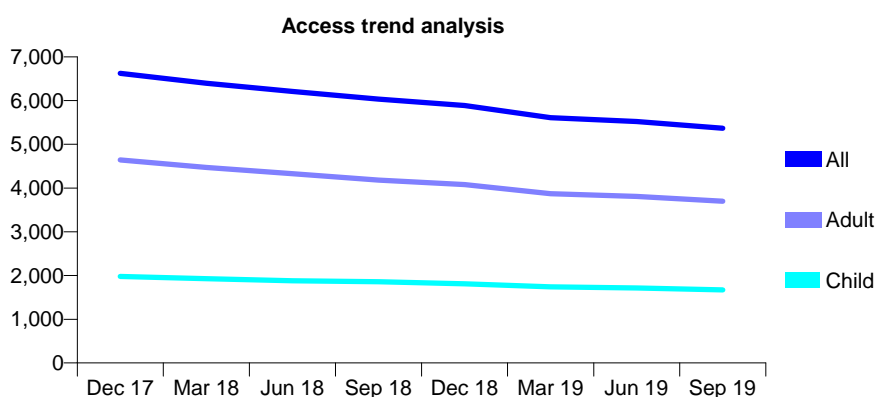
## Q52 - Vital Signs At a Glance Contract Report for 101338/0143 - September 2019

Name or company name	Whitecross Dental Care Limited
Contract type name	GDS Contract
Purpose of contract	General
Contract start date	01/07/2012
Contract end date	

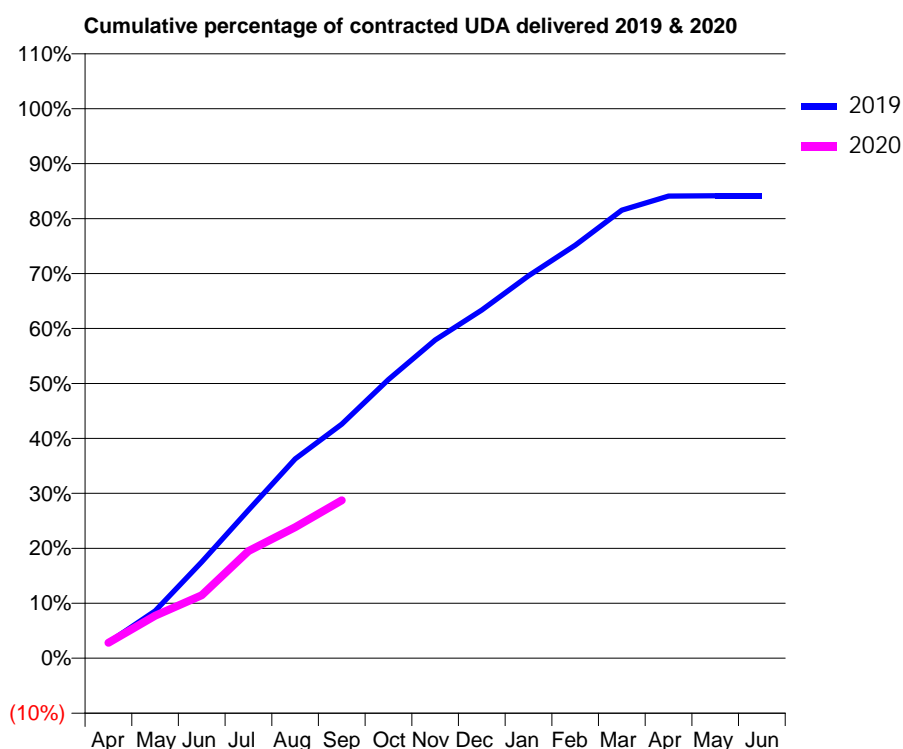
19/20 Contracted general activity (UDA)	20,788
Carry forward general activity (UDA)	0
19/20 Contracted orthodontic activity (UOA)	0
Carry forward orthodontic activity (UOA)	0
Baseline contract value	£754,309.50

### ACCESS\*

Patients seen in 24 months	Total	Change since previous quarter
Quarter ending September 2018	6,036	
Quarter ending December 2018	5,889	↓
Quarter ending March 2019	5,609	↓
Quarter ending June 2019	5,522	↓
Quarter ending September 2019	5,368	↓
<b>Variance since September 2018</b>	<b>(11.1%)</b>	<b>↓</b>



### ACTIVITY



Month	2019	2020
April	600	589
May	1,790	1,605
June	3,640	2,383
July	5,603	4,052
August	7,541	4,957
September	8,855	5,971
October	10,541	
November	12,038	
December	13,171	
January	14,466	
February	15,622	
March	16,945	
April	17,481	
May	17,494	
June	17,492	

### QUALITY

	Quantity	Base Number	Contract	AT	Region	England
% of FP17s for the same patient ID Re-attending within 3 months - Children	59	840	7.0%	10.1%	12.1%	11.5%
% of FP17s for the same patient ID Re-attending within 3 months - Adults	213	1,813	11.7%	13.4%	15.6%	15.4%
% of FP17s for the same patient ID Re-attending between 3 & 9 months - Children	397	840	47.3%	63.4%	61.2%	59.7%
% of FP17s for the same patient ID Re-attending between 3 & 9 months - Adults	883	1,813	48.7%	56.9%	54.3%	51.7%
% of FP17s for Band 1 Urgent Courses	137	2,481	5.5%	7.5%	9.1%	9.2%
% of FP17s Relating to Free Repair or Replacements	7	2,481	0.3%	0.9%	0.9%	0.7%
% of FP17s Relating to Continuations	41	2,481	1.7%	0.9%	1.0%	0.8%
% of Patients satisfied with the dentistry they have received	3	3	N/A	94.6%	94.4%	93.5%
% of Patients satisfied with the time they had to wait for an appointment	3	3	N/A	86.1%	88.1%	87.4%

\* This is based on patients treated on this contract for their most recent course of treatment. Figures in italics indicate the base number of FP17s or Patient Questionnaire responses are less than 100. N/A is shown where the base number of responses is less than 10 during the period. % is calculated as Quantity/Base number\*100

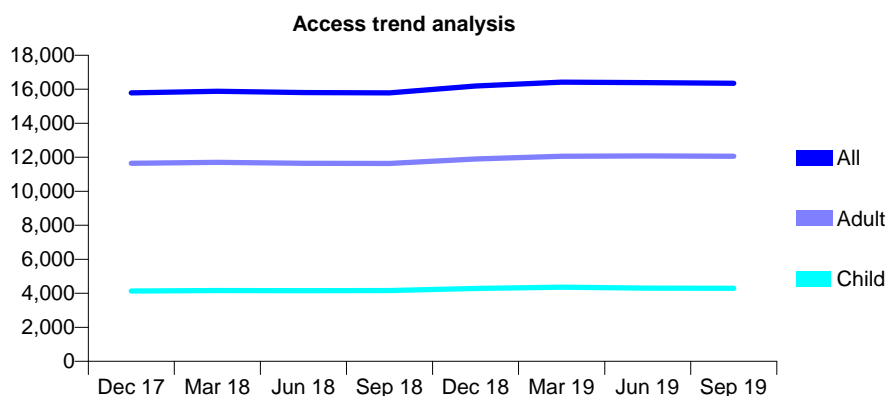
## Q52 - Vital Signs At a Glance Contract Report for 101370/0081 - September 2019

Name or company name	Petrie Tucker & Partners Ltd
Contract type name	GDS Contract
Purpose of contract	General
Contract start date	01/04/2007
Contract end date	

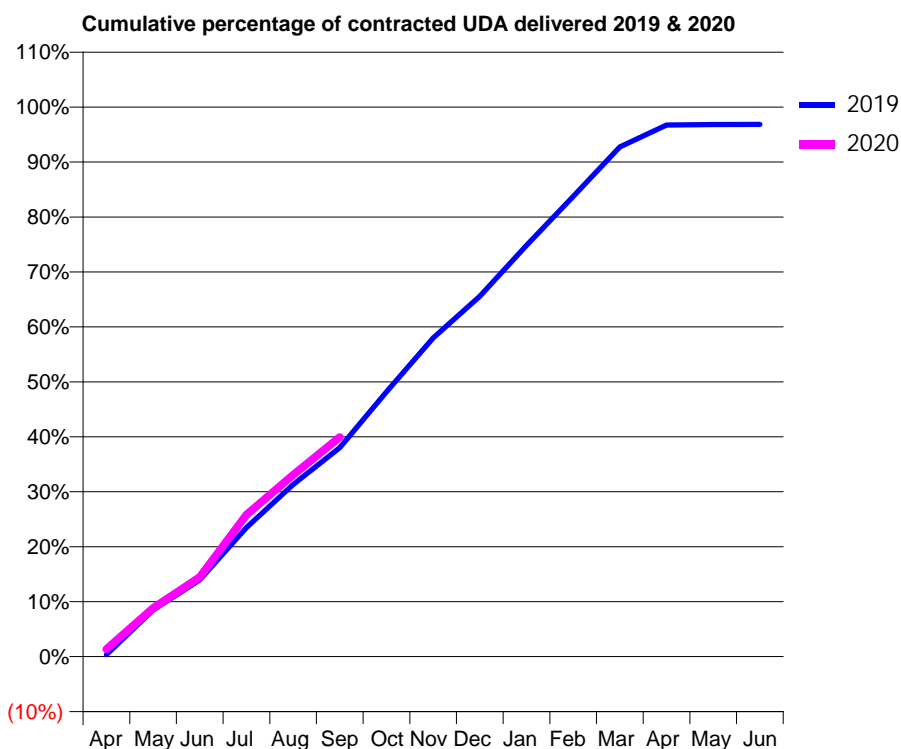
19/20 Contracted general activity (UDA)	48,026
Carry forward general activity (UDA)	1,521
19/20 Contracted orthodontic activity (UOA)	0
Carry forward orthodontic activity (UOA)	0
Baseline contract value	£1,472,722.61

### ACCESS\*

Patients seen in 24 months	Total	Change since previous quarter
Quarter ending September 2018	15,794	
Quarter ending December 2018	16,189	↑
Quarter ending March 2019	16,421	→
Quarter ending June 2019	16,387	→
Quarter ending September 2019	16,347	→
<b>Variance since September 2018</b>	<b>3.5%</b>	<b>↑</b>



### ACTIVITY



Month	Adjusted Scheduled Activity (UDA)	
	2019	2020
April	181	655
May	4,077	4,246
June	6,705	6,940
July	11,284	12,403
August	15,040	15,878
September	18,259	19,193
October	23,140	
November	27,855	
December	31,479	
January	35,939	
February	40,213	
March	44,533	
April	46,457	
May	46,490	
June	46,505	

### QUALITY

	Quantity	Base Number	Contract	AT	Region	England
% of FP17s for the same patient ID Re-attending within 3 months - Children	234	3,486	6.7%	10.1%	12.1%	11.5%
% of FP17s for the same patient ID Re-attending within 3 months - Adults	1,104	8,588	12.9%	13.4%	15.6%	15.4%
% of FP17s for the same patient ID Re-attending between 3 & 9 months - Children	2,462	3,486	70.6%	63.4%	61.2%	59.7%
% of FP17s for the same patient ID Re-attending between 3 & 9 months - Adults	4,727	8,588	55.0%	56.9%	54.3%	51.7%
% of FP17s for Band 1 Urgent Courses	861	11,133	7.7%	7.5%	9.1%	9.2%
% of FP17s Relating to Free Repair or Replacements	128	11,133	1.1%	0.9%	0.9%	0.7%
% of FP17s Relating to Continuations	164	11,133	1.5%	0.9%	1.0%	0.8%
% of Patients satisfied with the dentistry they have received	1	3	N/A	94.6%	94.4%	93.5%
% of Patients satisfied with the time they had to wait for an appointment	3	3	N/A	86.1%	88.1%	87.4%

\* This is based on patients treated on this contract for their most recent course of treatment. Figures in italics indicate the base number of FP17s or Patient Questionnaire responses are less than 100. N/A is shown where the base number of responses is less than 10 during the period. % is calculated as Quantity/Base number\*100



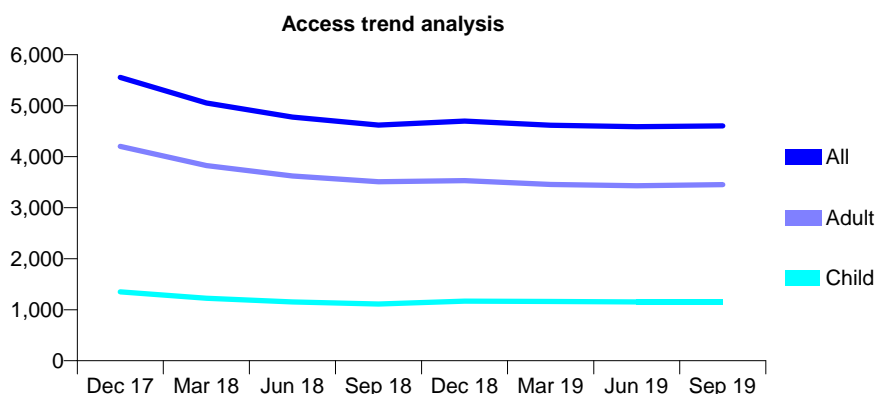
## Q52 - Vital Signs At a Glance Contract Report for 101435/0095 - September 2019

Name or company name	IDH Limited
Contract type name	GDS Contract
Purpose of contract	General
Contract start date	01/04/2008
Contract end date	

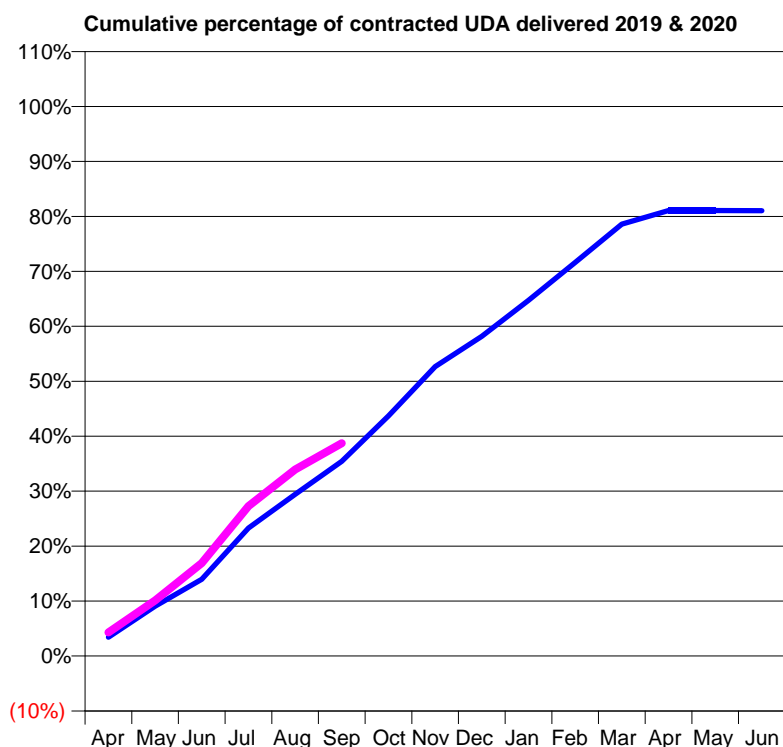
19/20 Contracted general activity (UDA)	17,548
Carry forward general activity (UDA)	0
19/20 Contracted orthodontic activity (UOA)	0
Carry forward orthodontic activity (UOA)	0
Baseline contract value	£468,067.41

### ACCESS\*

Patients seen in 24 months	Total	Change since previous quarter
Quarter ending September 2018	4,622	
Quarter ending December 2018	4,699	→
Quarter ending March 2019	4,615	↓
Quarter ending June 2019	4,586	→
Quarter ending September 2019	4,604	→
<b>Variance since September 2018</b>	<b>(0.4%)</b>	<b>→</b>



### ACTIVITY



Month	Adjusted Scheduled Activity (UDA)	
	2019	2020
April	603	754
May	1,591	1,778
June	2,451	2,965
July	4,087	4,785
August	5,164	5,957
September	6,219	6,795
October	7,668	
November	9,244	
December	10,211	
January	11,360	
February	12,567	
March	13,790	
April	14,223	
May	14,223	
June	14,221	

### QUALITY

	Quantity	Base Number	Contract	AT	Region	England
% of FP17s for the same patient ID Re-attending within 3 months - Children	34	786	4.3%	10.1%	12.1%	11.5%
% of FP17s for the same patient ID Re-attending within 3 months - Adults	247	2,275	10.9%	13.4%	15.6%	15.4%
% of FP17s for the same patient ID Re-attending between 3 & 9 months - Children	424	786	53.9%	63.4%	61.2%	59.7%
% of FP17s for the same patient ID Re-attending between 3 & 9 months - Adults	1,097	2,275	48.2%	56.9%	54.3%	51.7%
% of FP17s for Band 1 Urgent Courses	190	2,897	6.6%	7.5%	9.1%	9.2%
% of FP17s Relating to Free Repair or Replacements	17	2,897	0.6%	0.9%	0.9%	0.7%
% of FP17s Relating to Continuations	54	2,897	1.9%	0.9%	1.0%	0.8%
% of Patients satisfied with the dentistry they have received	3	3	N/A	94.6%	94.4%	93.5%
% of Patients satisfied with the time they had to wait for an appointment	3	3	N/A	86.1%	88.1%	87.4%

\* This is based on patients treated on this contract for their most recent course of treatment. Figures in italics indicate the base number of FP17s or Patient Questionnaire responses are less than 100. N/A is shown where the base number of responses is less than 10 during the period. % is calculated as Quantity/Base number\*100

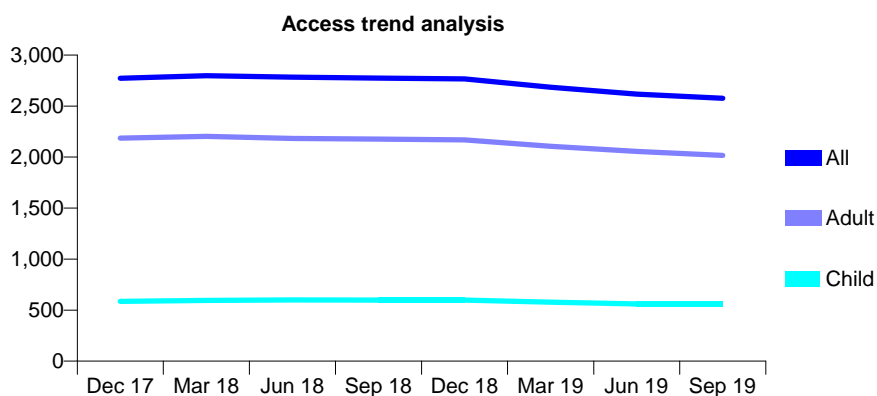
## Q52 - Vital Signs At a Glance Contract Report for 103462/0001 - September 2019

Name or company name	Xen Smiles Ltd
Contract type name	GDS Contract
Purpose of contract	General
Contract start date	03/05/2011
Contract end date	

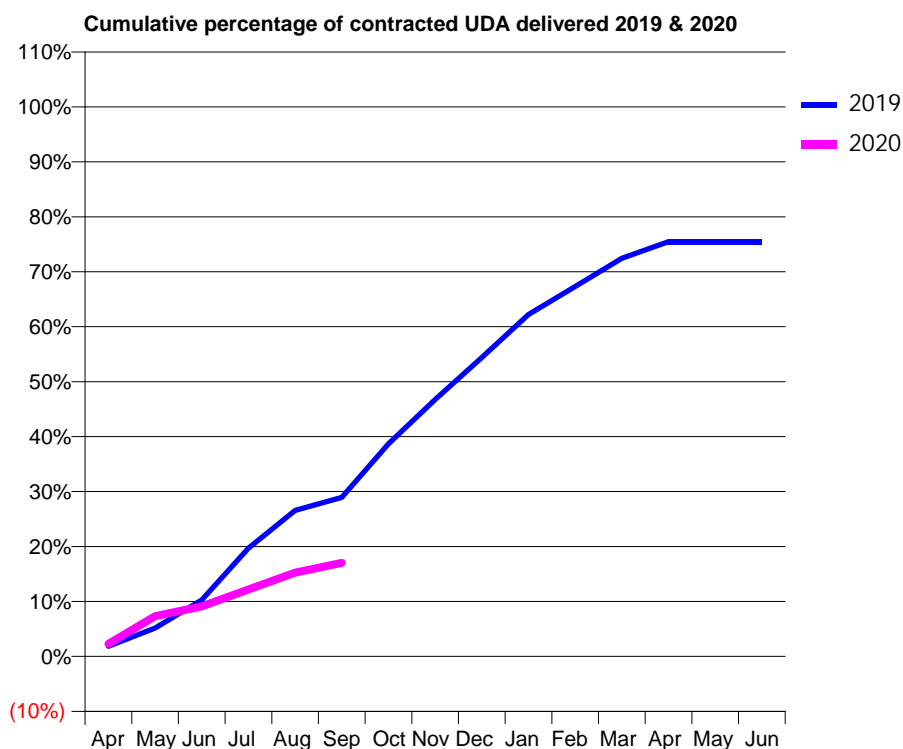
19/20 Contracted general activity (UDA)	11,000
Carry forward general activity (UDA)	0
19/20 Contracted orthodontic activity (UOA)	0
Carry forward orthodontic activity (UOA)	0
Baseline contract value	£257,052.42

### ACCESS\*

Patients seen in 24 months	Total	Change since previous quarter
Quarter ending September 2018	2,775	
Quarter ending December 2018	2,767	→
Quarter ending March 2019	2,684	↓
Quarter ending June 2019	2,617	↓
Quarter ending September 2019	2,576	↓
<b>Variance since September 2018</b>	<b>(7.2%)</b>	<b>↓</b>



### ACTIVITY



Month	2019	2020
April	204	252
May	571	806
June	1,132	1,002
July	2,168	1,341
August	2,925	1,677
September	3,183	1,874
October	4,258	
November	5,143	
December	5,983	
January	6,843	
February	7,407	
March	7,969	
April	8,301	
May	8,304	
June	8,304	

### QUALITY

	Quantity	Base Number	Contract	AT	Region	England
% of FP17s for the same patient ID Re-attending within 3 months - Children	14	281	5.0%	10.1%	12.1%	11.5%
% of FP17s for the same patient ID Re-attending within 3 months - Adults	108	976	11.1%	13.4%	15.6%	15.4%
% of FP17s for the same patient ID Re-attending between 3 & 9 months - Children	174	281	61.9%	63.4%	61.2%	59.7%
% of FP17s for the same patient ID Re-attending between 3 & 9 months - Adults	660	976	67.6%	56.9%	54.3%	51.7%
% of FP17s for Band 1 Urgent Courses	75	1,099	6.8%	7.5%	9.1%	9.2%
% of FP17s Relating to Free Repair or Replacements	8	1,099	0.7%	0.9%	0.9%	0.7%
% of FP17s Relating to Continuations	13	1,099	1.2%	0.9%	1.0%	0.8%
% of Patients satisfied with the dentistry they have received	1	1	N/A	94.6%	94.4%	93.5%
% of Patients satisfied with the time they had to wait for an appointment	1	1	N/A	86.1%	88.1%	87.4%

\* This is based on patients treated on this contract for their most recent course of treatment. Figures in italics indicate the base number of FP17s or Patient Questionnaire responses are less than 100. N/A is shown where the base number of responses is less than 10 during the period. % is calculated as Quantity/Base number\*100

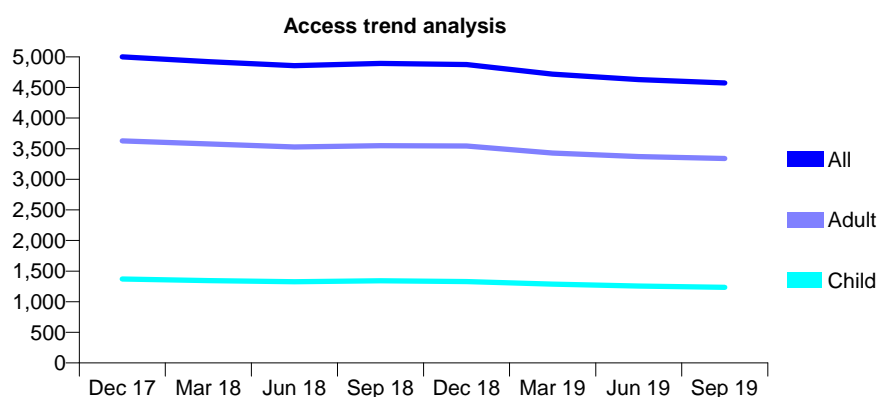
## Q52 - Vital Signs At a Glance Contract Report for 106771/0001 - September 2019

Name or company name	Shell Drake Drive Dental Practice Partnershi
Contract type name	GDS Contract
Purpose of contract	General
Contract start date	29/04/2011
Contract end date	

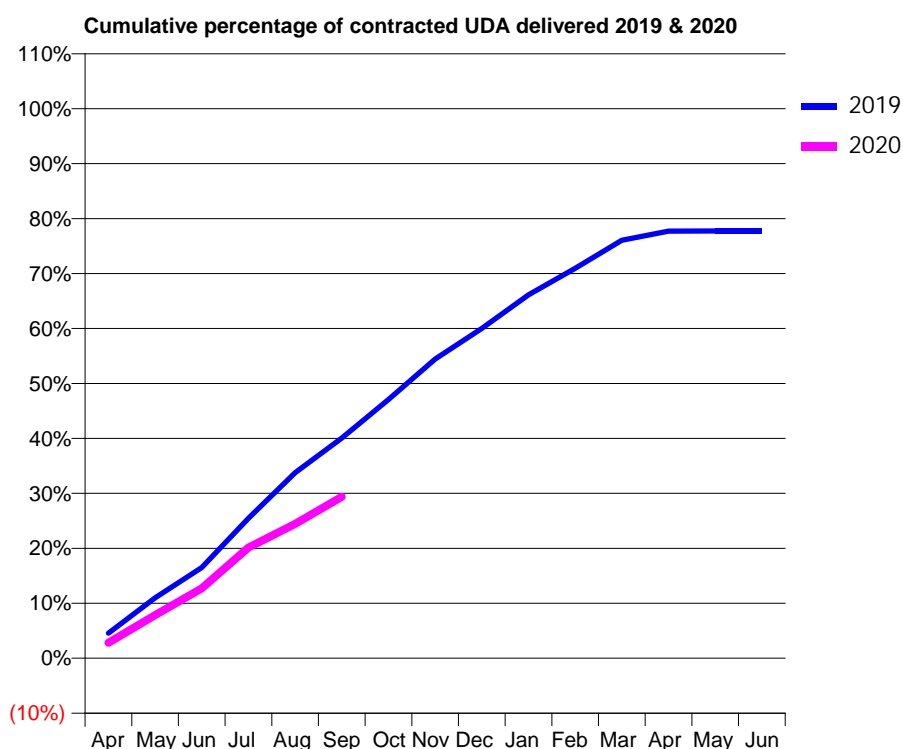
19/20 Contracted general activity (UDA)	16,400
Carry forward general activity (UDA)	0
19/20 Contracted orthodontic activity (UOA)	0
Carry forward orthodontic activity (UOA)	0
Baseline contract value	£453,954.64

### ACCESS\*

Patients seen in 24 months	Total	Change since previous quarter
Quarter ending September 2018	4,893	
Quarter ending December 2018	4,875	→
Quarter ending March 2019	4,718	↓
Quarter ending June 2019	4,628	↓
Quarter ending September 2019	4,573	↓
<b>Variance since September 2018</b>	<b>(6.5%)</b>	<b>↓</b>



### ACTIVITY



Month	2019	2020
April	749	463
May	1,805	1,289
June	2,705	2,084
July	4,177	3,307
August	5,539	4,011
September	6,567	4,817
October	7,724	
November	8,927	
December	9,839	
January	10,843	
February	11,638	
March	12,474	
April	12,744	
May	12,748	
June	12,749	

### QUALITY

	Quantity	Base Number	Contract	AT	Region	England
% of FP17s for the same patient ID Re-attending within 3 months - Children	46	730	6.3%	10.1%	12.1%	11.5%
% of FP17s for the same patient ID Re-attending within 3 months - Adults	182	2,052	8.9%	13.4%	15.6%	15.4%
% of FP17s for the same patient ID Re-attending between 3 & 9 months - Children	352	730	48.2%	63.4%	61.2%	59.7%
% of FP17s for the same patient ID Re-attending between 3 & 9 months - Adults	1,138	2,052	55.5%	56.9%	54.3%	51.7%
% of FP17s for Band 1 Urgent Courses	199	2,629	7.6%	7.5%	9.1%	9.2%
% of FP17s Relating to Free Repair or Replacements	13	2,629	0.5%	0.9%	0.9%	0.7%
% of FP17s Relating to Continuations	27	2,629	1.0%	0.9%	1.0%	0.8%
% of Patients satisfied with the dentistry they have received	1	1	N/A	94.6%	94.4%	93.5%
% of Patients satisfied with the time they had to wait for an appointment	1	1	N/A	86.1%	88.1%	87.4%

\* This is based on patients treated on this contract for their most recent course of treatment.

Figures in italics indicate the base number of FP17s or Patient Questionnaire responses are less than 100. N/A is shown where the base number of responses is less than 10 during the period. % is calculated as Quantity/Base number\*100

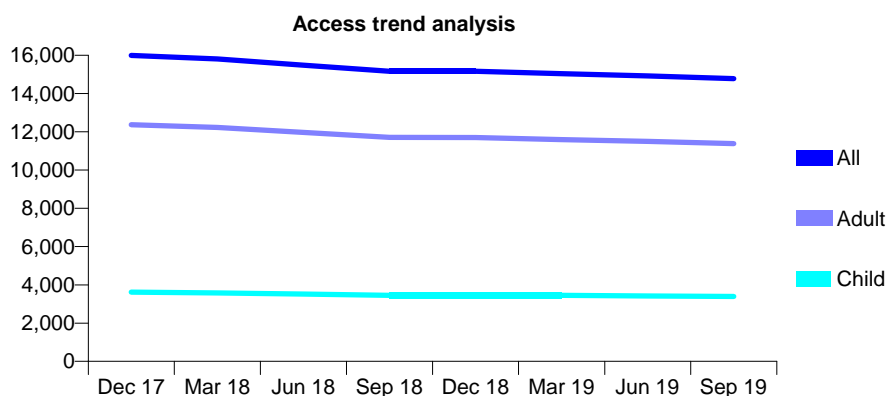
## Q52 - Vital Signs At a Glance Contract Report for 107840/0001 - September 2019

Name or company name	The Avondale Dental Practice Partnership
Contract type name	GDS Contract
Purpose of contract	General
Contract start date	01/07/2015
Contract end date	

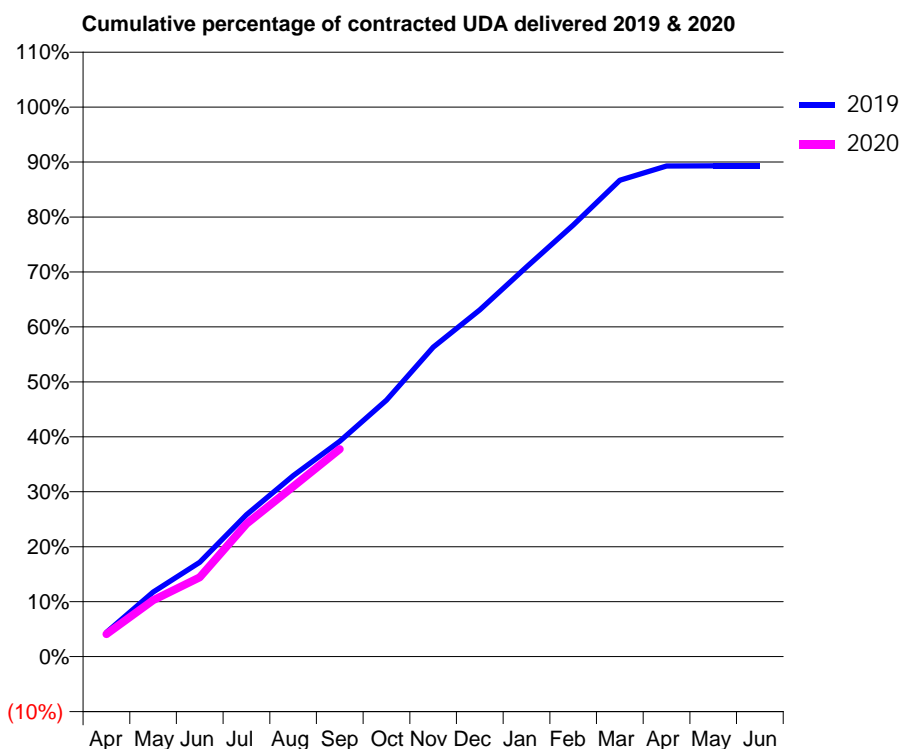
19/20 Contracted general activity (UDA)	45,480
Carry forward general activity (UDA)	0
19/20 Contracted orthodontic activity (UOA)	0
Carry forward orthodontic activity (UOA)	0
Baseline contract value	£1,516,040.05

### ACCESS\*

Patients seen in 24 months	Total	Change since previous quarter
Quarter ending September 2018	15,162	
Quarter ending December 2018	15,158	→
Quarter ending March 2019	15,043	→
Quarter ending June 2019	14,922	→
Quarter ending September 2019	14,775	→
<b>Variance since September 2018</b>	<b>(2.6%)</b>	<b>↓</b>



### ACTIVITY



Month	Adjusted Scheduled Activity (UDA)	
	2019	2020
April	2,006	1,864
May	5,351	4,672
June	7,806	6,559
July	11,734	10,989
August	14,972	14,072
September	17,817	17,163
October	21,233	
November	25,612	
December	28,695	
January	32,240	
February	35,717	
March	39,427	
April	40,595	
May	40,607	
June	40,616	

### QUALITY

	Quantity	Base Number	Contract	AT	Region	England
% of FP17s for the same patient ID Re-attending within 3 months - Children	96	2,492	3.9%	10.1%	12.1%	11.5%
% of FP17s for the same patient ID Re-attending within 3 months - Adults	813	7,356	11.1%	13.4%	15.6%	15.4%
% of FP17s for the same patient ID Re-attending between 3 & 9 months - Children	1,592	2,492	63.9%	63.4%	61.2%	59.7%
% of FP17s for the same patient ID Re-attending between 3 & 9 months - Adults	4,155	7,356	56.5%	56.9%	54.3%	51.7%
% of FP17s for Band 1 Urgent Courses	592	8,917	6.6%	7.5%	9.1%	9.2%
% of FP17s Relating to Free Repair or Replacements	30	8,917	0.3%	0.9%	0.9%	0.7%
% of FP17s Relating to Continuations	118	8,917	1.3%	0.9%	1.0%	0.8%
% of Patients satisfied with the dentistry they have received	1	1	N/A	94.6%	94.4%	93.5%
% of Patients satisfied with the time they had to wait for an appointment	1	1	N/A	86.1%	88.1%	87.4%

\* This is based on patients treated on this contract for their most recent course of treatment. Figures in italics indicate the base number of FP17s or Patient Questionnaire responses are less than 100. N/A is shown where the base number of responses is less than 10 during the period. % is calculated as Quantity/Base number\*100

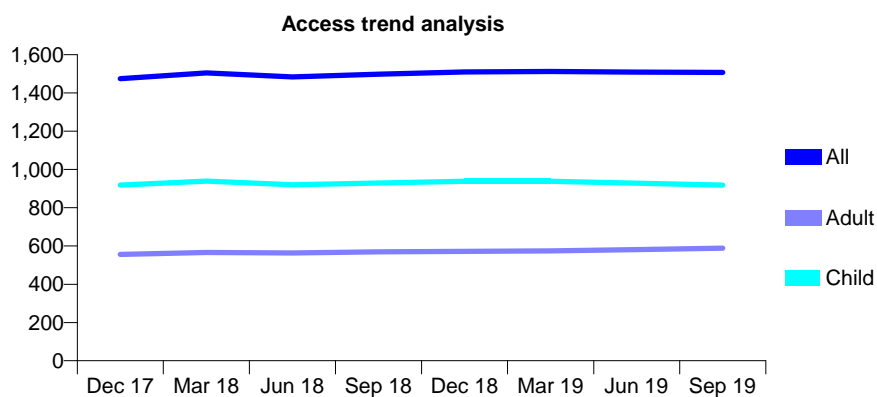
## Q52 - Vital Signs At a Glance Contract Report for 112003/0001 - September 2019

Name or company name	King Lane Dental Care
Contract type name	GDS Contract
Purpose of contract	General
Contract start date	12/10/2006
Contract end date	

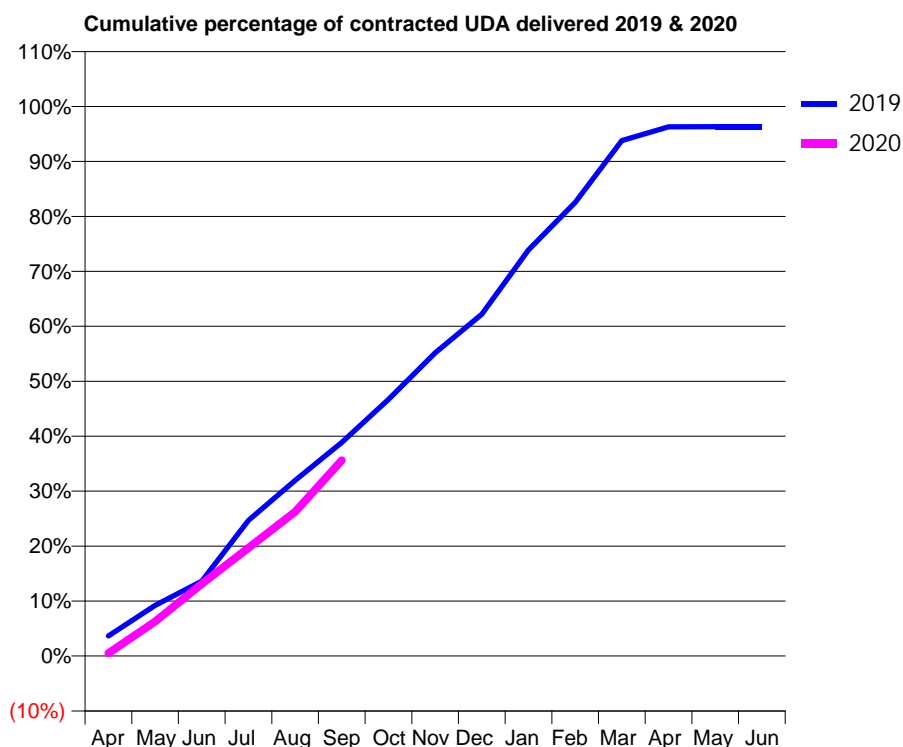
19/20 Contracted general activity (UDA)	3,725
Carry forward general activity (UDA)	136
19/20 Contracted orthodontic activity (UOA)	0
Carry forward orthodontic activity (UOA)	0
Baseline contract value	£131,295.41

### ACCESS\*

Patients seen in 24 months	Total	Change since previous quarter
Quarter ending September 2018	1,498	
Quarter ending December 2018	1,510	→
Quarter ending March 2019	1,512	→
Quarter ending June 2019	1,509	→
Quarter ending September 2019	1,507	→
<b>Variance since September 2018</b>	<b>0.6%</b>	<b>→</b>



### ACTIVITY



Month	Adjusted Scheduled Activity (UDA)	
	2019	2020
April	136	19
May	343	233
June	508	488
July	920	732
August	1,191	978
September	1,448	1,327
October	1,740	
November	2,055	
December	2,317	
January	2,753	
February	3,075	
March	3,494	
April	3,587	
May	3,589	
June	3,589	

### QUALITY

	Quantity	Base Number	Contract	AT	Region	England
% of FP17s for the same patient ID Re-attending within 3 months - Children	90	748	12.0%	10.1%	12.1%	11.5%
% of FP17s for the same patient ID Re-attending within 3 months - Adults	44	338	13.0%	13.4%	15.6%	15.4%
% of FP17s for the same patient ID Re-attending between 3 & 9 months - Children	504	748	67.4%	63.4%	61.2%	59.7%
% of FP17s for the same patient ID Re-attending between 3 & 9 months - Adults	191	338	56.5%	56.9%	54.3%	51.7%
% of FP17s for Band 1 Urgent Courses	54	1,025	5.3%	7.5%	9.1%	9.2%
% of FP17s Relating to Free Repair or Replacements	0	1,025	0.0%	0.9%	0.9%	0.7%
% of FP17s Relating to Continuations	1	1,025	0.1%	0.9%	1.0%	0.8%
% of Patients satisfied with the dentistry they have received	0	0	N/A	94.6%	94.4%	93.5%
% of Patients satisfied with the time they had to wait for an appointment	0	0	N/A	86.1%	88.1%	87.4%

\* This is based on patients treated on this contract for their most recent course of treatment. Figures in italics indicate the base number of FP17s or Patient Questionnaire responses are less than 100. N/A is shown where the base number of responses is less than 10 during the period. % is calculated as Quantity/Base number\*100

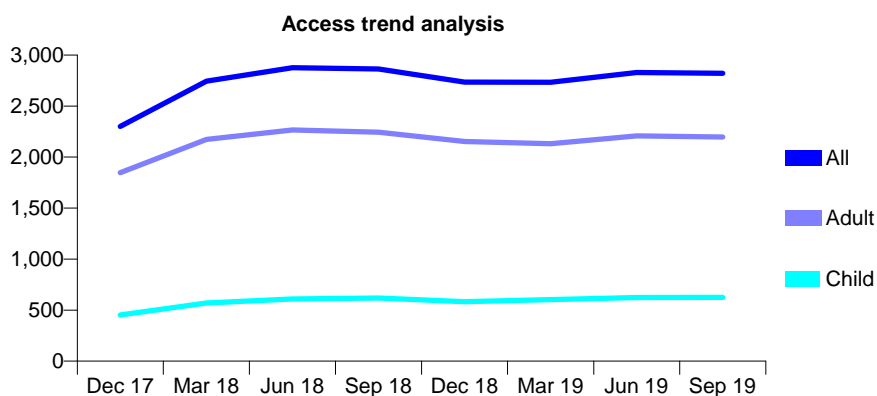
## Q52 - Vital Signs At a Glance Contract Report for 112941/0001 - September 2019

Name or company name	The Caulfield Dental Surgery Partnership
Contract type name	GDS Contract
Purpose of contract	General
Contract start date	01/10/2015
Contract end date	

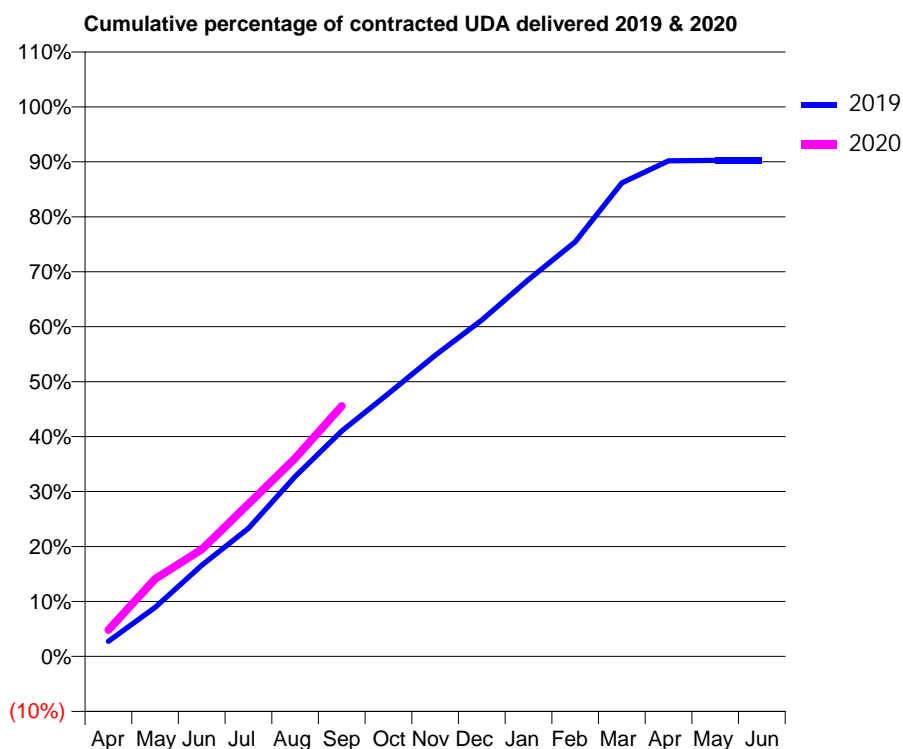
19/20 Contracted general activity (UDA)	8,000
Carry forward general activity (UDA)	0
19/20 Contracted orthodontic activity (UOA)	0
Carry forward orthodontic activity (UOA)	0
Baseline contract value	£238,397.73

### ACCESS\*

Patients seen in 24 months	Total	Change since previous quarter
Quarter ending September 2018	2,863	
Quarter ending December 2018	2,735	↓
Quarter ending March 2019	2,734	→
Quarter ending June 2019	2,830	↑
Quarter ending September 2019	2,822	→
<b>Variance since September 2018</b>	<b>(1.4%)</b>	<b>↓</b>



### ACTIVITY



Month	2019	2020
April	220	385
May	716	1,130
June	1,327	1,557
July	1,865	2,221
August	2,620	2,886
September	3,282	3,645
October	3,828	
November	4,385	
December	4,897	
January	5,486	
February	6,035	
March	6,893	
April	7,216	
May	7,221	
June	7,221	

### QUALITY

	Quantity	Base Number	Contract	AT	Region	England
% of FP17s for the same patient ID Re-attending within 3 months - Children	25	438	5.7%	10.1%	12.1%	11.5%
% of FP17s for the same patient ID Re-attending within 3 months - Adults	115	1,510	7.6%	13.4%	15.6%	15.4%
% of FP17s for the same patient ID Re-attending between 3 & 9 months - Children	231	438	52.7%	63.4%	61.2%	59.7%
% of FP17s for the same patient ID Re-attending between 3 & 9 months - Adults	661	1,510	43.8%	56.9%	54.3%	51.7%
% of FP17s for Band 1 Urgent Courses	150	1,831	8.2%	7.5%	9.1%	9.2%
% of FP17s Relating to Free Repair or Replacements	13	1,831	0.7%	0.9%	0.9%	0.7%
% of FP17s Relating to Continuations	15	1,831	0.8%	0.9%	1.0%	0.8%
% of Patients satisfied with the dentistry they have received	1	1	N/A	94.6%	94.4%	93.5%
% of Patients satisfied with the time they had to wait for an appointment	1	1	N/A	86.1%	88.1%	87.4%

\* This is based on patients treated on this contract for their most recent course of treatment. Figures in italics indicate the base number of FP17s or Patient Questionnaire responses are less than 100. N/A is shown where the base number of responses is less than 10 during the period. % is calculated as Quantity/Base number\*100

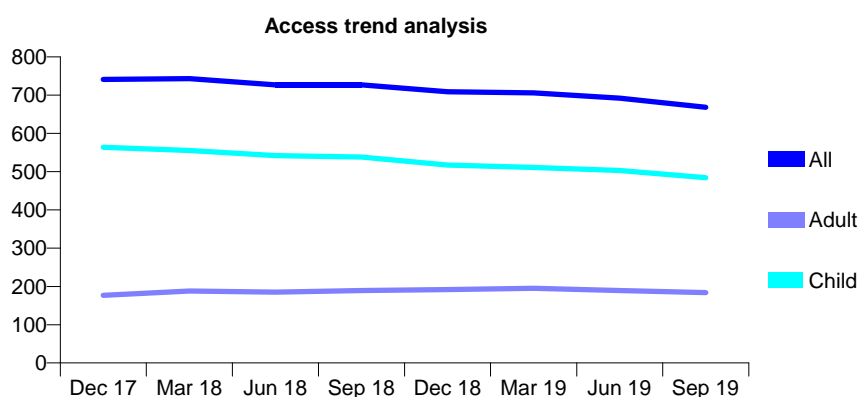
## Q52 - Vital Signs At a Glance Contract Report for 117161/0001 - September 2019

Name or company name	Wells Road Dental Surgery Ltd
Contract type name	GDS Contract
Purpose of contract	General
Contract start date	01/09/2008
Contract end date	

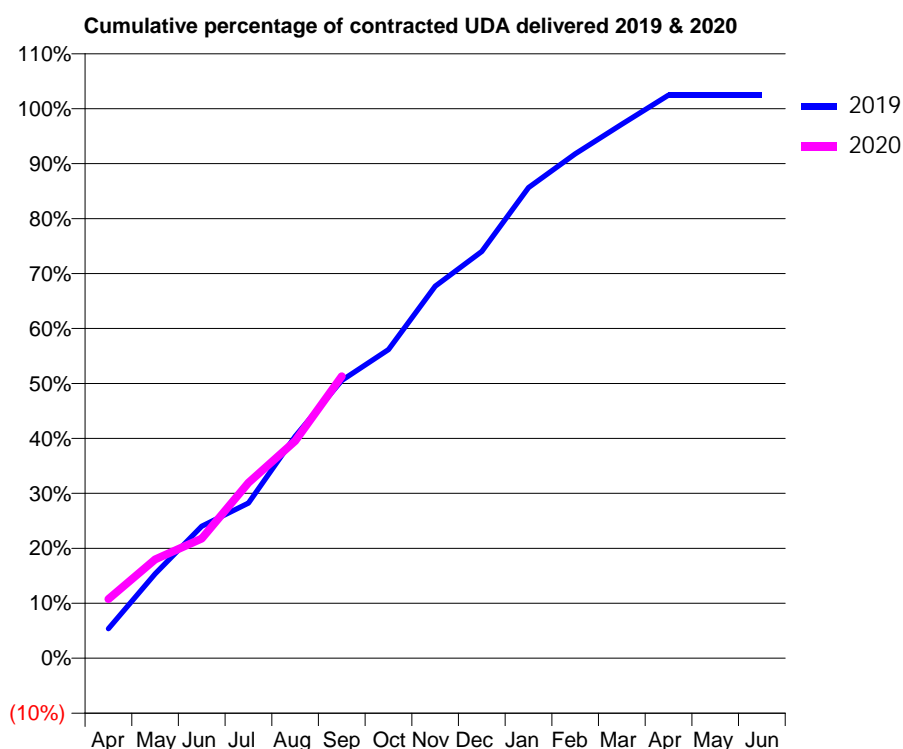
19/20 Contracted general activity (UDA)	1,300
Carry forward general activity (UDA)	-26
19/20 Contracted orthodontic activity (UOA)	0
Carry forward orthodontic activity (UOA)	0
Baseline contract value	£36,336.80

### ACCESS\*

Patients seen in 24 months	Total	Change since previous quarter
Quarter ending September 2018	727	
Quarter ending December 2018	709	↓
Quarter ending March 2019	706	→
Quarter ending June 2019	692	↓
Quarter ending September 2019	668	↓
<b>Variance since September 2018</b>	<b>(8.1%)</b>	<b>↓</b>



### ACTIVITY



Month	2019	2020
April	70	140
May	200	234
June	312	283
July	367	415
August	525	514
September	657	667
October	730	
November	880	
December	962	
January	1,113	
February	1,193	
March	1,263	
April	1,332	
May	1,332	
June	1,332	

### QUALITY

	Quantity	Base Number	Contract	AT	Region	England
% of FP17s for the same patient ID Re-attending within 3 months - Children	19	437	4.3%	10.1%	12.1%	11.5%
% of FP17s for the same patient ID Re-attending within 3 months - Adults	5	110	4.5%	13.4%	15.6%	15.4%
% of FP17s for the same patient ID Re-attending between 3 & 9 months - Children	334	437	76.4%	63.4%	61.2%	59.7%
% of FP17s for the same patient ID Re-attending between 3 & 9 months - Adults	73	110	66.4%	56.9%	54.3%	51.7%
% of FP17s for Band 1 Urgent Courses	0	486	0.0%	7.5%	9.1%	9.2%
% of FP17s Relating to Free Repair or Replacements	3	486	0.6%	0.9%	0.9%	0.7%
% of FP17s Relating to Continuations	0	486	0.0%	0.9%	1.0%	0.8%
% of Patients satisfied with the dentistry they have received	0	0	N/A	94.6%	94.4%	93.5%
% of Patients satisfied with the time they had to wait for an appointment	0	0	N/A	86.1%	88.1%	87.4%

\* This is based on patients treated on this contract for their most recent course of treatment.

Figures in italics indicate the base number of FP17s or Patient Questionnaire responses are less than 100. N/A is shown where the base number of responses is less than 10 during the period. % is calculated as Quantity/Base number\*100

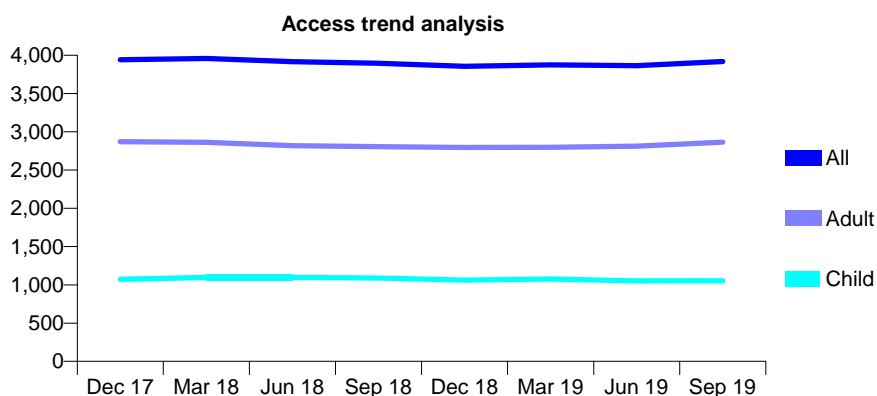
## Q52 - Vital Signs At a Glance Contract Report for 117358/0001 - September 2019

Name or company name	Kirkburton Dental Care Ltd
Contract type name	GDS Contract
Purpose of contract	General
Contract start date	01/04/2009
Contract end date	

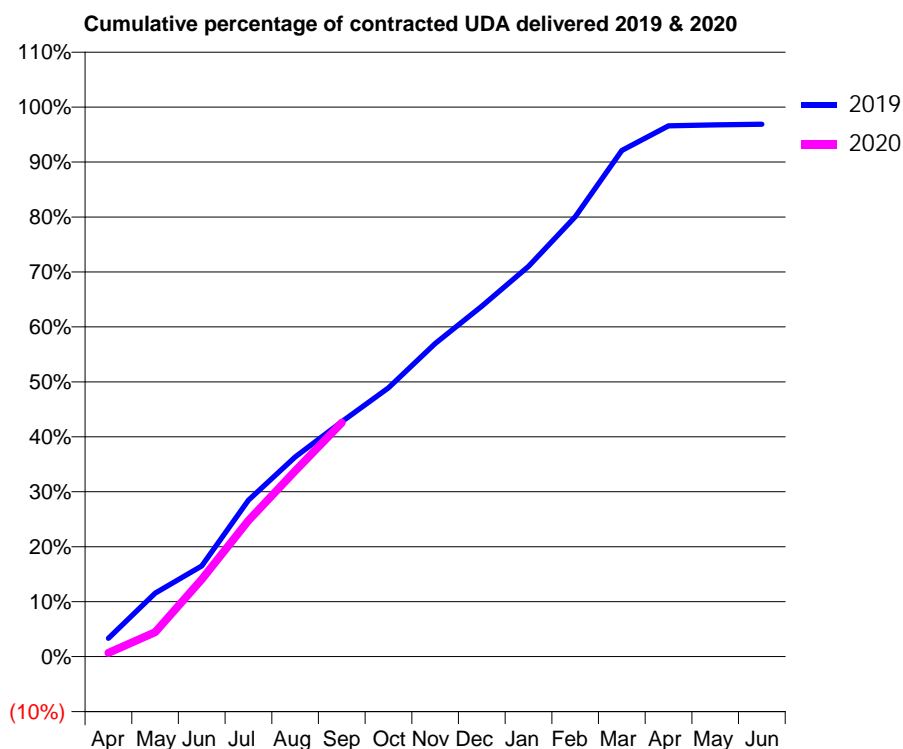
19/20 Contracted general activity (UDA)	12,000
Carry forward general activity (UDA)	377
19/20 Contracted orthodontic activity (UOA)	0
Carry forward orthodontic activity (UOA)	0
Baseline contract value	£372,118.04

### ACCESS\*

Patients seen in 24 months	Total	Change since previous quarter
Quarter ending September 2018	3,895	
Quarter ending December 2018	3,857	→
Quarter ending March 2019	3,873	→
Quarter ending June 2019	3,864	→
Quarter ending September 2019	3,919	→
<b>Variance since September 2018</b>	<b>0.6%</b>	<b>→</b>



### ACTIVITY



Month	Adjusted Scheduled Activity (UDA)	
	2019	2020
April	401	84
May	1,386	535
June	1,982	1,686
July	3,418	2,973
August	4,362	4,056
September	5,129	5,105
October	5,870	
November	6,836	
December	7,652	
January	8,523	
February	9,606	
March	11,052	
April	11,592	
May	11,611	
June	11,623	

### QUALITY

	Quantity	Base Number	Contract	AT	Region	England
% of FP17s for the same patient ID Re-attending within 3 months - Children	66	931	7.1%	10.1%	12.1%	11.5%
% of FP17s for the same patient ID Re-attending within 3 months - Adults	298	2,358	12.6%	13.4%	15.6%	15.4%
% of FP17s for the same patient ID Re-attending between 3 & 9 months - Children	629	931	67.6%	63.4%	61.2%	59.7%
% of FP17s for the same patient ID Re-attending between 3 & 9 months - Adults	1,472	2,358	62.4%	56.9%	54.3%	51.7%
% of FP17s for Band 1 Urgent Courses	202	3,013	6.7%	7.5%	9.1%	9.2%
% of FP17s Relating to Free Repair or Replacements	47	3,013	1.6%	0.9%	0.9%	0.7%
% of FP17s Relating to Continuations	34	3,013	1.1%	0.9%	1.0%	0.8%
% of Patients satisfied with the dentistry they have received	0	0	N/A	94.6%	94.4%	93.5%
% of Patients satisfied with the time they had to wait for an appointment	0	0	N/A	86.1%	88.1%	87.4%

\* This is based on patients treated on this contract for their most recent course of treatment. Figures in italics indicate the base number of FP17s or Patient Questionnaire responses are less than 100. N/A is shown where the base number of responses is less than 10 during the period. % is calculated as Quantity/Base number\*100



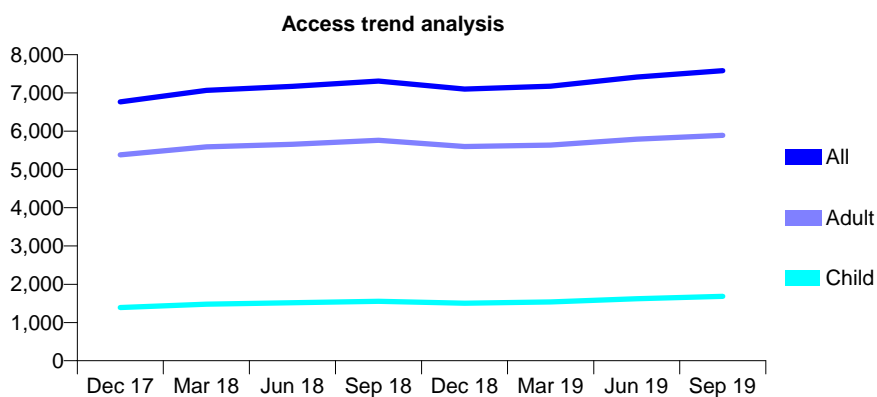
## Q52 - Vital Signs At a Glance Contract Report for 118060/0004 - September 2019

Name or company name	Genix Healthcare Ltd
Contract type name	GDS Contract
Purpose of contract	General
Contract start date	01/10/2006
Contract end date	

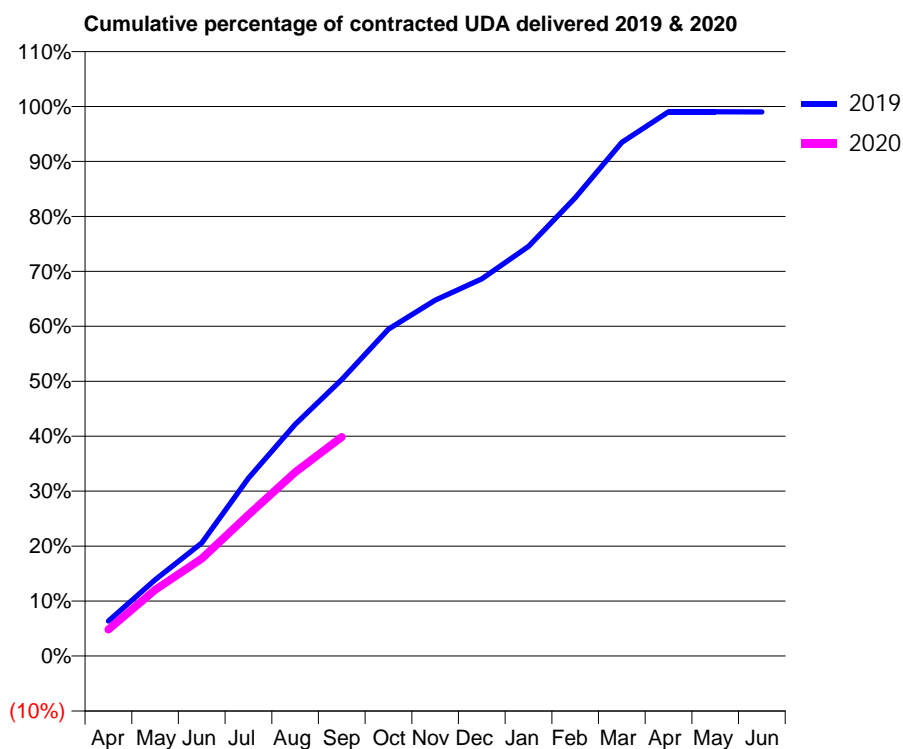
19/20 Contracted general activity (UDA)	18,700
Carry forward general activity (UDA)	0
19/20 Contracted orthodontic activity (UOA)	0
Carry forward orthodontic activity (UOA)	0
Baseline contract value	£564,907.40

### ACCESS\*

Patients seen in 24 months	Total	Change since previous quarter
Quarter ending September 2018	7,311	
Quarter ending December 2018	7,102	↓
Quarter ending March 2019	7,174	→
Quarter ending June 2019	7,414	↑
Quarter ending September 2019	7,581	↑
<b>Variance since September 2018</b>	<b>3.7%</b>	<b>↑</b>



### ACTIVITY



Month	Adjusted Scheduled Activity (UDA)	
	2019	2020
April	1,190	900
May	2,592	2,253
June	3,844	3,315
July	6,054	4,806
August	7,885	6,255
September	9,410	7,455
October	11,123	
November	12,111	
December	12,835	
January	13,937	
February	15,595	
March	17,476	
April	18,515	
May	18,517	
June	18,514	

### QUALITY

	Quantity	Base Number	Contract	AT	Region	England
% of FP17s for the same patient ID Re-attending within 3 months - Children	84	1,134	7.4%	10.1%	12.1%	11.5%
% of FP17s for the same patient ID Re-attending within 3 months - Adults	386	3,554	10.9%	13.4%	15.6%	15.4%
% of FP17s for the same patient ID Re-attending between 3 & 9 months - Children	529	1,134	46.6%	63.4%	61.2%	59.7%
% of FP17s for the same patient ID Re-attending between 3 & 9 months - Adults	1,773	3,554	49.9%	56.9%	54.3%	51.7%
% of FP17s for Band 1 Urgent Courses	296	4,194	7.1%	7.5%	9.1%	9.2%
% of FP17s Relating to Free Repair or Replacements	54	4,194	1.3%	0.9%	0.9%	0.7%
% of FP17s Relating to Continuations	5	4,194	0.1%	0.9%	1.0%	0.8%
% of Patients satisfied with the dentistry they have received	1	1	N/A	94.6%	94.4%	93.5%
% of Patients satisfied with the time they had to wait for an appointment	0	1	N/A	86.1%	88.1%	87.4%

\* This is based on patients treated on this contract for their most recent course of treatment. Figures in italics indicate the base number of FP17s or Patient Questionnaire responses are less than 100. N/A is shown where the base number of responses is less than 10 during the period. % is calculated as Quantity/Base number\*100

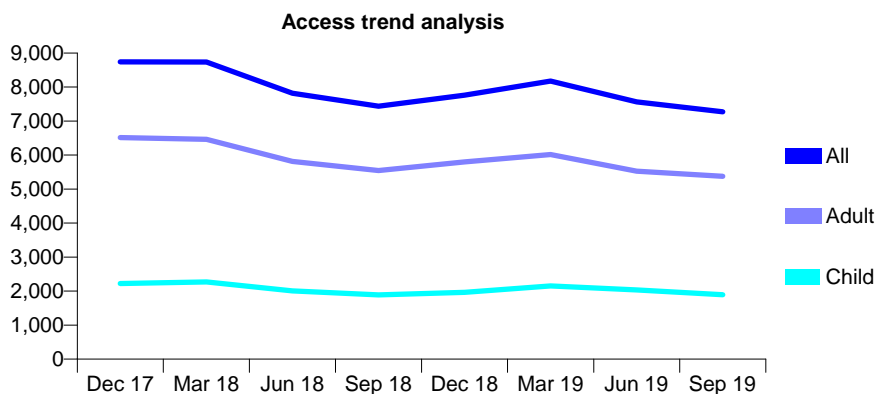
## Q52 - Vital Signs At a Glance Contract Report for 118060/0009 - September 2019

Name or company name	Genix Healthcare Ltd
Contract type name	GDS Contract
Purpose of contract	General
Contract start date	01/01/2007
Contract end date	

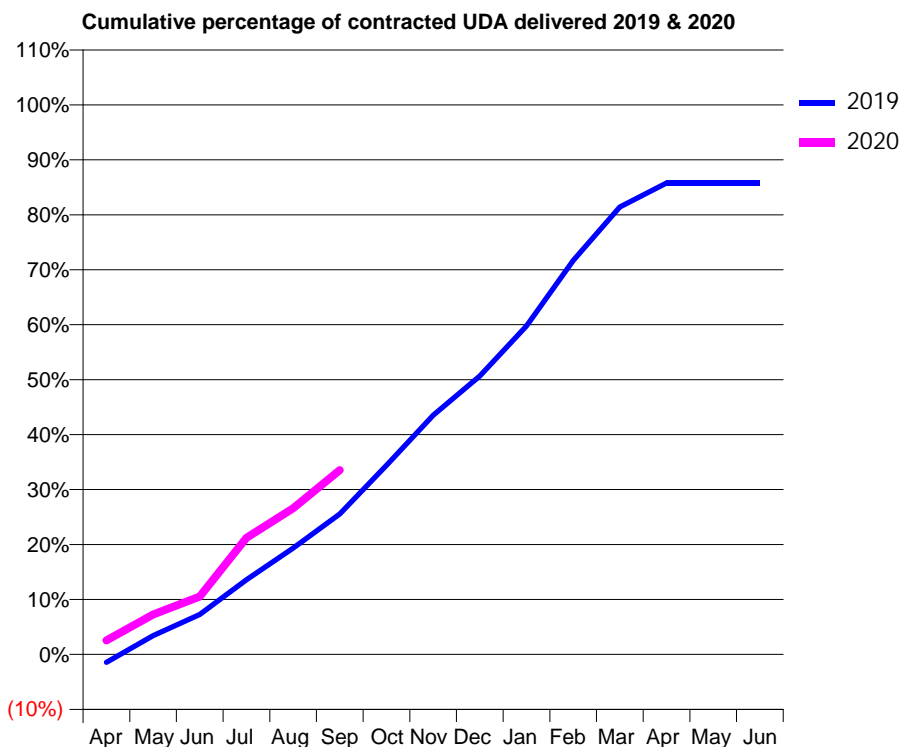
19/20 Contracted general activity (UDA)	23,667
Carry forward general activity (UDA)	0
19/20 Contracted orthodontic activity (UOA)	0
Carry forward orthodontic activity (UOA)	0
Baseline contract value	£591,880.59

### ACCESS\*

Patients seen in 24 months	Total	Change since previous quarter
Quarter ending September 2018	7,436	
Quarter ending December 2018	7,764	↑
Quarter ending March 2019	8,173	↑
Quarter ending June 2019	7,562	↓
Quarter ending September 2019	7,271	↓
<b>Variance since September 2018</b>	<b>(2.2%)</b>	<b>↓</b>



### ACTIVITY



Month	2019	2020
April	-350	608
May	810	1,718
June	1,719	2,497
July	3,213	5,020
August	4,580	6,296
September	6,049	7,934
October	8,144	
November	10,300	
December	11,989	
January	14,146	
February	16,963	
March	19,263	
April	20,297	
May	20,298	
June	20,298	

### QUALITY

	Quantity	Base Number	Contract	AT	Region	England
% of FP17s for the same patient ID Re-attending within 3 months - Children	57	1,390	4.1%	10.1%	12.1%	11.5%
% of FP17s for the same patient ID Re-attending within 3 months - Adults	300	3,750	8.0%	13.4%	15.6%	15.4%
% of FP17s for the same patient ID Re-attending between 3 & 9 months - Children	832	1,390	59.9%	63.4%	61.2%	59.7%
% of FP17s for the same patient ID Re-attending between 3 & 9 months - Adults	2,286	3,750	61.0%	56.9%	54.3%	51.7%
% of FP17s for Band 1 Urgent Courses	292	4,700	6.2%	7.5%	9.1%	9.2%
% of FP17s Relating to Free Repair or Replacements	102	4,700	2.2%	0.9%	0.9%	0.7%
% of FP17s Relating to Continuations	22	4,700	0.5%	0.9%	1.0%	0.8%
% of Patients satisfied with the dentistry they have received	0	0	N/A	94.6%	94.4%	93.5%
% of Patients satisfied with the time they had to wait for an appointment	0	0	N/A	86.1%	88.1%	87.4%

\* This is based on patients treated on this contract for their most recent course of treatment. Figures in italics indicate the base number of FP17s or Patient Questionnaire responses are less than 100. N/A is shown where the base number of responses is less than 10 during the period. % is calculated as Quantity/Base number\*100

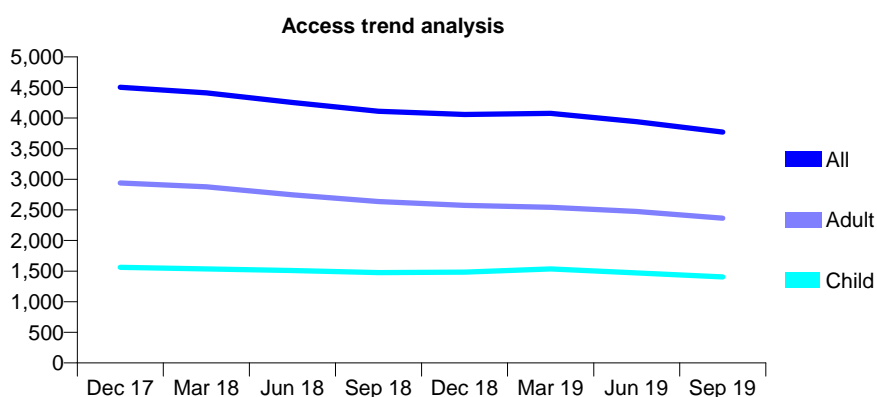
## Q52 - Vital Signs At a Glance Contract Report for 118060/0012 - September 2019

Name or company name	Genix Healthcare Ltd
Contract type name	GDS Contract
Purpose of contract	General
Contract start date	01/04/2007
Contract end date	

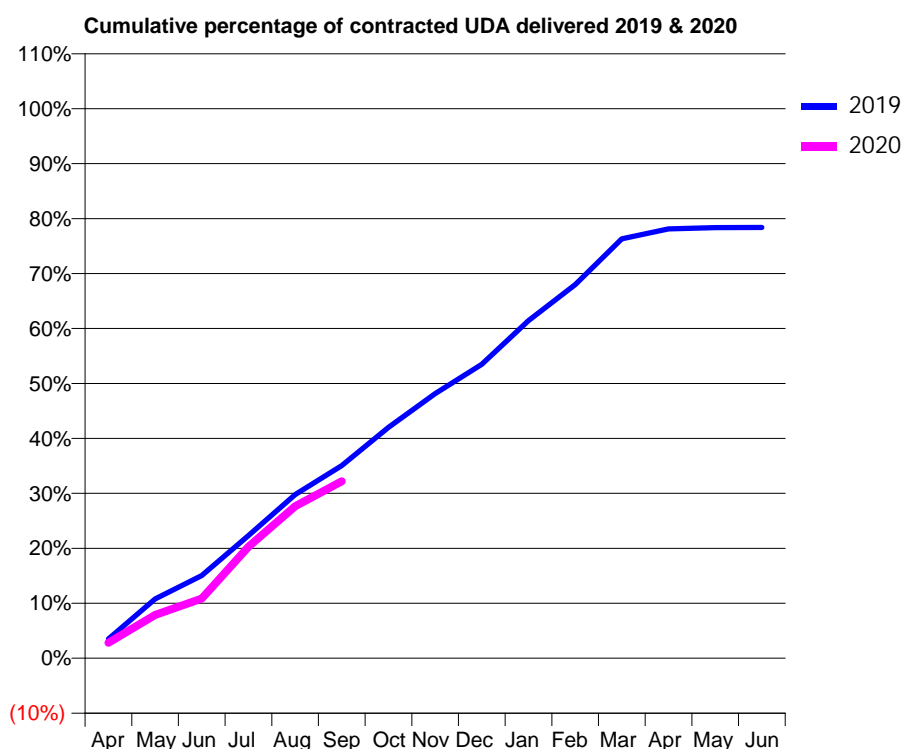
19/20 Contracted general activity (UDA)	14,018
Carry forward general activity (UDA)	0
19/20 Contracted orthodontic activity (UOA)	0
Carry forward orthodontic activity (UOA)	0
Baseline contract value	£358,698.60

### ACCESS\*

Patients seen in 24 months	Total	Change since previous quarter
Quarter ending September 2018	4,113	
Quarter ending December 2018	4,057	↓
Quarter ending March 2019	4,078	→
Quarter ending June 2019	3,942	↓
Quarter ending September 2019	3,772	↓
<b>Variance since September 2018</b>	<b>(8.3%)</b>	<b>↓</b>



### ACTIVITY



Month	2019	2020
April	491	394
May	1,511	1,105
June	2,111	1,523
July	3,130	2,843
August	4,175	3,877
September	4,913	4,514
October	5,889	
November	6,750	
December	7,495	
January	8,611	
February	9,530	
March	10,697	
April	10,954	
May	10,984	
June	10,985	

### QUALITY

	Quantity	Base Number	Contract	AT	Region	England
% of FP17s for the same patient ID Re-attending within 3 months - Children	57	784	7.3%	10.1%	12.1%	11.5%
% of FP17s for the same patient ID Re-attending within 3 months - Adults	236	1,367	17.3%	13.4%	15.6%	15.4%
% of FP17s for the same patient ID Re-attending between 3 & 9 months - Children	471	784	60.1%	63.4%	61.2%	59.7%
% of FP17s for the same patient ID Re-attending between 3 & 9 months - Adults	770	1,367	56.3%	56.9%	54.3%	51.7%
% of FP17s for Band 1 Urgent Courses	153	2,014	7.6%	7.5%	9.1%	9.2%
% of FP17s Relating to Free Repair or Replacements	17	2,014	0.8%	0.9%	0.9%	0.7%
% of FP17s Relating to Continuations	6	2,014	0.3%	0.9%	1.0%	0.8%
% of Patients satisfied with the dentistry they have received	0	0	N/A	94.6%	94.4%	93.5%
% of Patients satisfied with the time they had to wait for an appointment	0	0	N/A	86.1%	88.1%	87.4%

\* This is based on patients treated on this contract for their most recent course of treatment. Figures in italics indicate the base number of FP17s or Patient Questionnaire responses are less than 100. N/A is shown where the base number of responses is less than 10 during the period. % is calculated as Quantity/Base number\*100

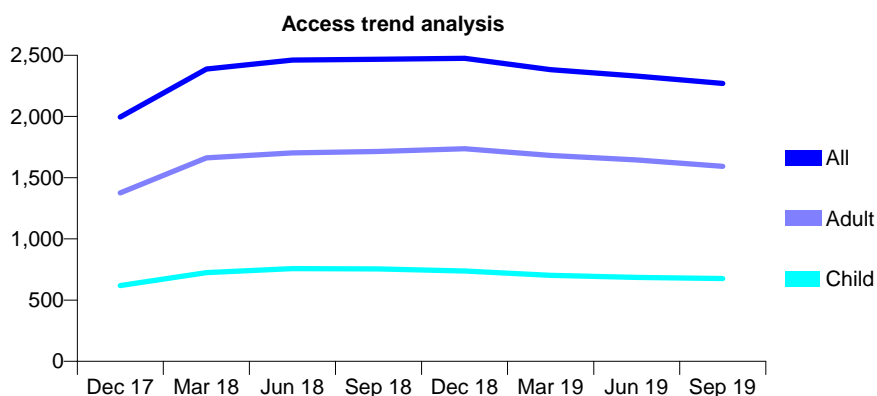
## Q52 - Vital Signs At a Glance Contract Report for 118060/0015 - September 2019

Name or company name	Genix Healthcare Ltd
Contract type name	GDS Contract
Purpose of contract	General
Contract start date	01/04/2008
Contract end date	

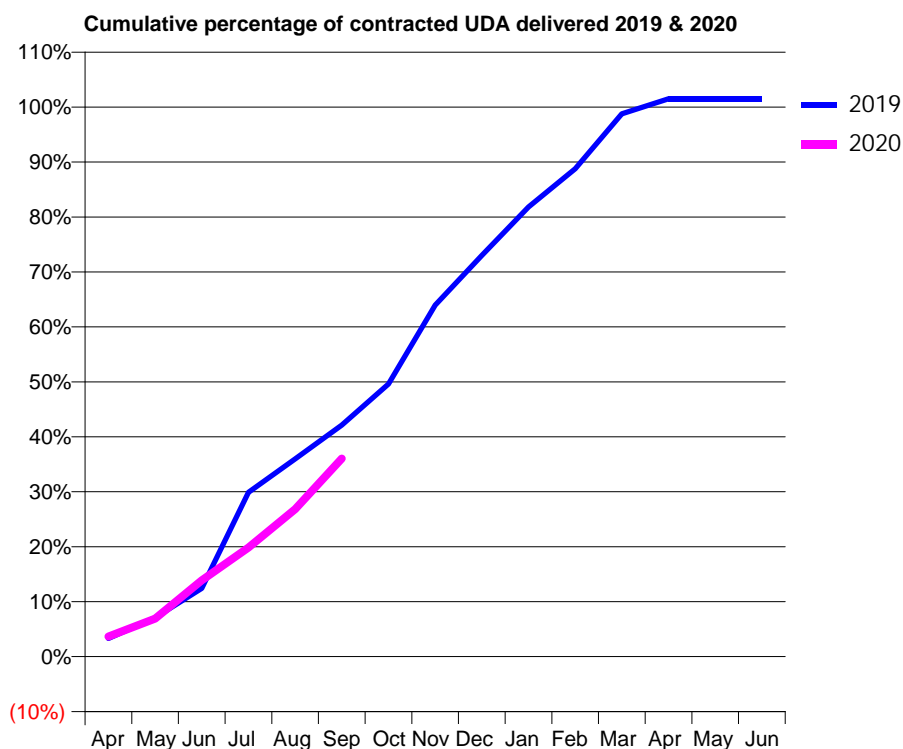
19/20 Contracted general activity (UDA)	6,000
Carry forward general activity (UDA)	-90
19/20 Contracted orthodontic activity (UOA)	0
Carry forward orthodontic activity (UOA)	0
Baseline contract value	£161,855.64

### ACCESS\*

Patients seen in 24 months	Total	Change since previous quarter
Quarter ending September 2018	2,468	
Quarter ending December 2018	2,475	→
Quarter ending March 2019	2,383	↓
Quarter ending June 2019	2,331	↓
Quarter ending September 2019	2,270	↓
<b>Variance since September 2018</b>	<b>(8.0%)</b>	<b>↓</b>



### ACTIVITY



Month	Adjusted Scheduled Activity (UDA)	
	2019	2020
April	199	219
May	425	416
June	746	834
July	1,793	1,191
August	2,159	1,610
September	2,527	2,163
October	2,977	
November	3,838	
December	4,381	
January	4,908	
February	5,326	
March	5,925	
April	6,090	
May	6,090	
June	6,090	

### QUALITY

	Quantity	Base Number	Contract	AT	Region	England
% of FP17s for the same patient ID Re-attending within 3 months - Children	20	369	5.4%	10.1%	12.1%	11.5%
% of FP17s for the same patient ID Re-attending within 3 months - Adults	81	771	10.5%	13.4%	15.6%	15.4%
% of FP17s for the same patient ID Re-attending between 3 & 9 months - Children	218	369	59.1%	63.4%	61.2%	59.7%
% of FP17s for the same patient ID Re-attending between 3 & 9 months - Adults	486	771	63.0%	56.9%	54.3%	51.7%
% of FP17s for Band 1 Urgent Courses	88	1,071	8.2%	7.5%	9.1%	9.2%
% of FP17s Relating to Free Repair or Replacements	16	1,071	1.5%	0.9%	0.9%	0.7%
% of FP17s Relating to Continuations	0	1,071	0.0%	0.9%	1.0%	0.8%
% of Patients satisfied with the dentistry they have received	0	0	N/A	94.6%	94.4%	93.5%
% of Patients satisfied with the time they had to wait for an appointment	0	0	N/A	86.1%	88.1%	87.4%

\* This is based on patients treated on this contract for their most recent course of treatment. Figures in italics indicate the base number of FP17s or Patient Questionnaire responses are less than 100. N/A is shown where the base number of responses is less than 10 during the period. % is calculated as Quantity/Base number\*100

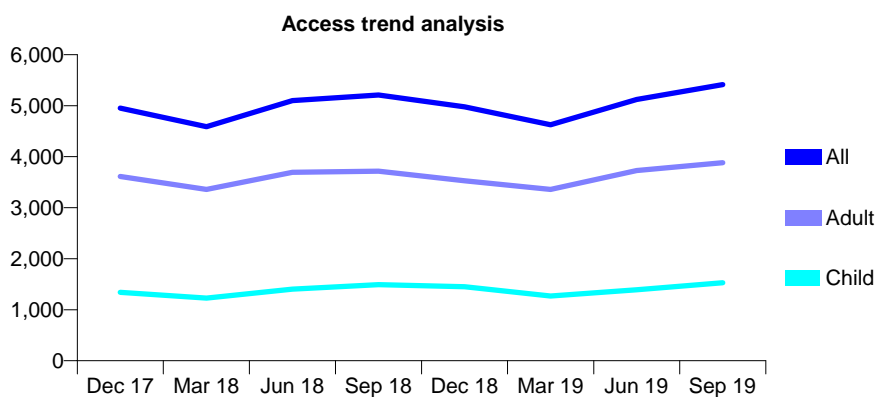
## Q52 - Vital Signs At a Glance Contract Report for 118060/0018 - September 2019

Name or company name	Genix Healthcare Ltd
Contract type name	GDS Contract
Purpose of contract	General
Contract start date	01/11/2009
Contract end date	

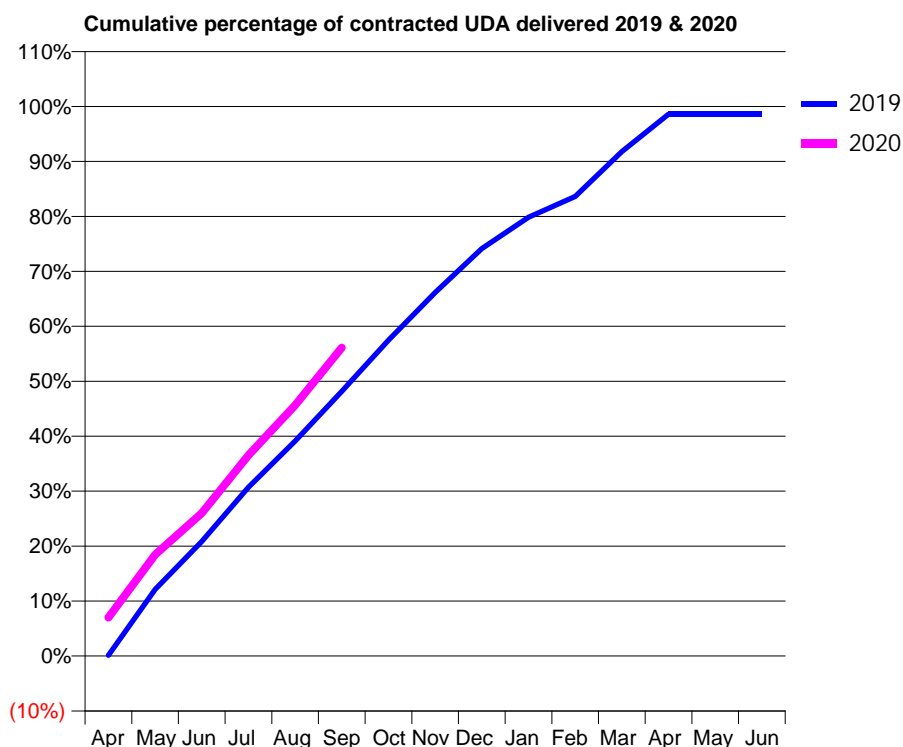
19/20 Contracted general activity (UDA)	14,000
Carry forward general activity (UDA)	0
19/20 Contracted orthodontic activity (UOA)	0
Carry forward orthodontic activity (UOA)	0
Baseline contract value	£357,455.14

### ACCESS\*

Patients seen in 24 months	Total	Change since previous quarter
Quarter ending September 2018	5,209	
Quarter ending December 2018	4,977	↓
Quarter ending March 2019	4,626	↓
Quarter ending June 2019	5,121	↑
Quarter ending September 2019	5,413	↑
<b>Variance since September 2018</b>	<b>3.9%</b>	<b>↑</b>



### ACTIVITY



Month	Adjusted Scheduled Activity (UDA)	
	2019	2020
April	17	981
May	1,702	2,584
June	2,917	3,641
July	4,300	5,114
August	5,477	6,392
September	6,743	7,854
October	8,046	
November	9,262	
December	10,377	
January	11,177	
February	11,711	
March	12,849	
April	13,802	
May	13,801	
June	13,801	

### QUALITY

	Quantity	Base Number	Contract	AT	Region	England
% of FP17s for the same patient ID Re-attending within 3 months - Children	65	1,366	4.8%	10.1%	12.1%	11.5%
% of FP17s for the same patient ID Re-attending within 3 months - Adults	311	3,614	8.6%	13.4%	15.6%	15.4%
% of FP17s for the same patient ID Re-attending between 3 & 9 months - Children	583	1,366	42.7%	63.4%	61.2%	59.7%
% of FP17s for the same patient ID Re-attending between 3 & 9 months - Adults	1,541	3,614	42.6%	56.9%	54.3%	51.7%
% of FP17s for Band 1 Urgent Courses	850	4,483	19.0%	7.5%	9.1%	9.2%
% of FP17s Relating to Free Repair or Replacements	209	4,483	4.7%	0.9%	0.9%	0.7%
% of FP17s Relating to Continuations	16	4,483	0.4%	0.9%	1.0%	0.8%
% of Patients satisfied with the dentistry they have received	3	3	N/A	94.6%	94.4%	93.5%
% of Patients satisfied with the time they had to wait for an appointment	3	3	N/A	86.1%	88.1%	87.4%

\* This is based on patients treated on this contract for their most recent course of treatment. Figures in italics indicate the base number of FP17s or Patient Questionnaire responses are less than 100. N/A is shown where the base number of responses is less than 10 during the period. % is calculated as Quantity/Base number\*100

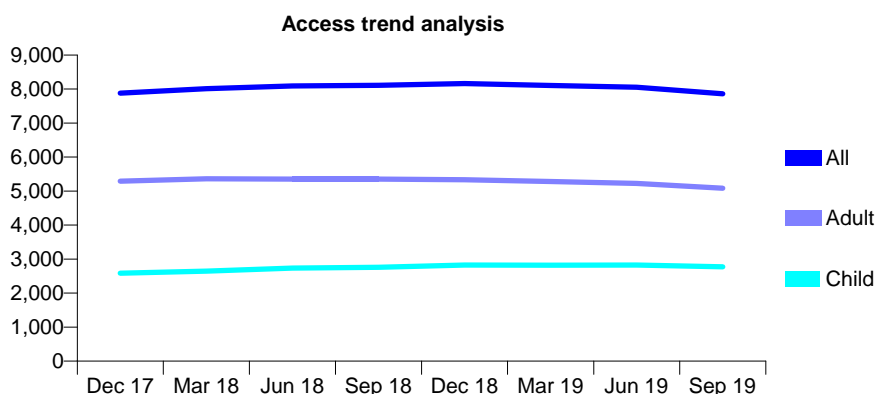
## Q52 - Vital Signs At a Glance Contract Report for 118060/0031 - September 2019

Name or company name	Genix Healthcare Ltd
Contract type name	GDS Contract
Purpose of contract	General
Contract start date	01/07/2012
Contract end date	

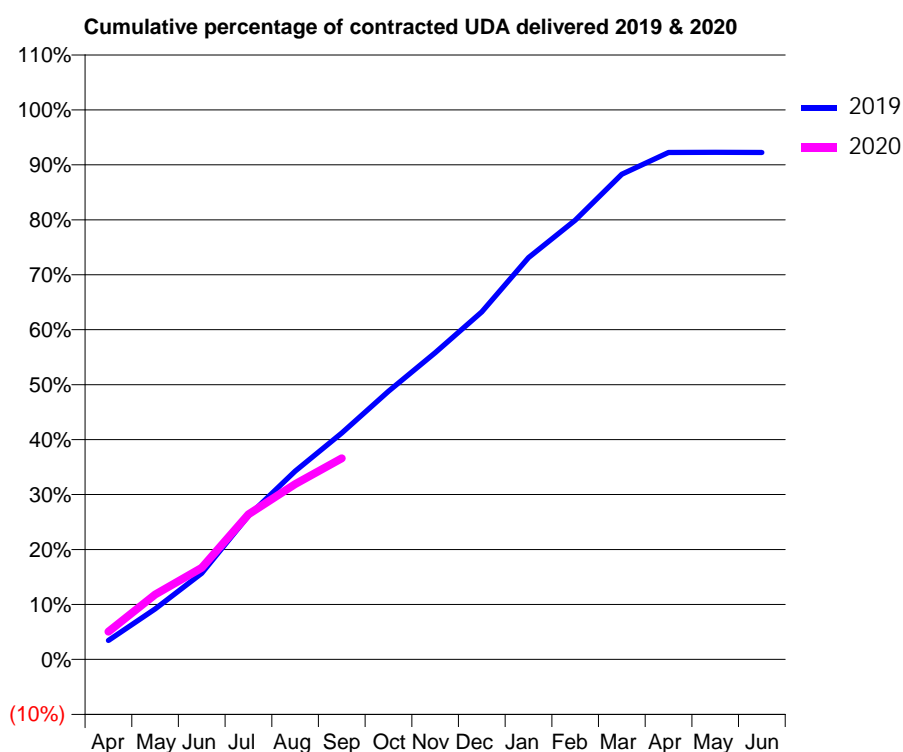
19/20 Contracted general activity (UDA)	26,800
Carry forward general activity (UDA)	0
19/20 Contracted orthodontic activity (UOA)	0
Carry forward orthodontic activity (UOA)	0
Baseline contract value	£761,951.54

### ACCESS\*

Patients seen in 24 months	Total	Change since previous quarter
Quarter ending September 2018	8,110	
Quarter ending December 2018	8,162	→
Quarter ending March 2019	8,104	→
Quarter ending June 2019	8,054	→
Quarter ending September 2019	7,859	↓
<b>Variance since September 2018</b>	<b>(3.1%)</b>	<b>↓</b>



### ACTIVITY



Month	2019	2020
April	925	1,353
May	2,464	3,165
June	4,203	4,473
July	7,006	7,081
August	9,185	8,552
September	11,038	9,812
October	13,074	
November	14,963	
December	16,946	
January	19,592	
February	21,419	
March	23,654	
April	24,725	
May	24,727	
June	24,726	

### QUALITY

	Quantity	Base Number	Contract	AT	Region	England
% of FP17s for the same patient ID Re-attending within 3 months - Children	228	1,807	12.6%	10.1%	12.1%	11.5%
% of FP17s for the same patient ID Re-attending within 3 months - Adults	580	2,971	19.5%	13.4%	15.6%	15.4%
% of FP17s for the same patient ID Re-attending between 3 & 9 months - Children	1,068	1,807	59.1%	63.4%	61.2%	59.7%
% of FP17s for the same patient ID Re-attending between 3 & 9 months - Adults	1,587	2,971	53.4%	56.9%	54.3%	51.7%
% of FP17s for Band 1 Urgent Courses	483	4,403	11.0%	7.5%	9.1%	9.2%
% of FP17s Relating to Free Repair or Replacements	21	4,403	0.5%	0.9%	0.9%	0.7%
% of FP17s Relating to Continuations	22	4,403	0.5%	0.9%	1.0%	0.8%
% of Patients satisfied with the dentistry they have received	1	1	N/A	94.6%	94.4%	93.5%
% of Patients satisfied with the time they had to wait for an appointment	1	1	N/A	86.1%	88.1%	87.4%

\* This is based on patients treated on this contract for their most recent course of treatment. Figures in italics indicate the base number of FP17s or Patient Questionnaire responses are less than 100. N/A is shown where the base number of responses is less than 10 during the period. % is calculated as Quantity/Base number\*100

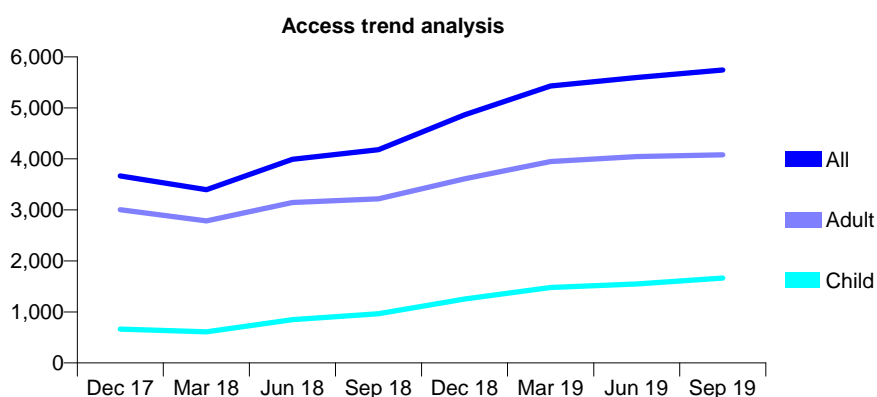
## Q52 - Vital Signs At a Glance Contract Report for 121487/0001 - September 2019

Name or company name	Greengates Dental Care
Contract type name	GDS Contract
Purpose of contract	General
Contract start date	01/11/2013
Contract end date	

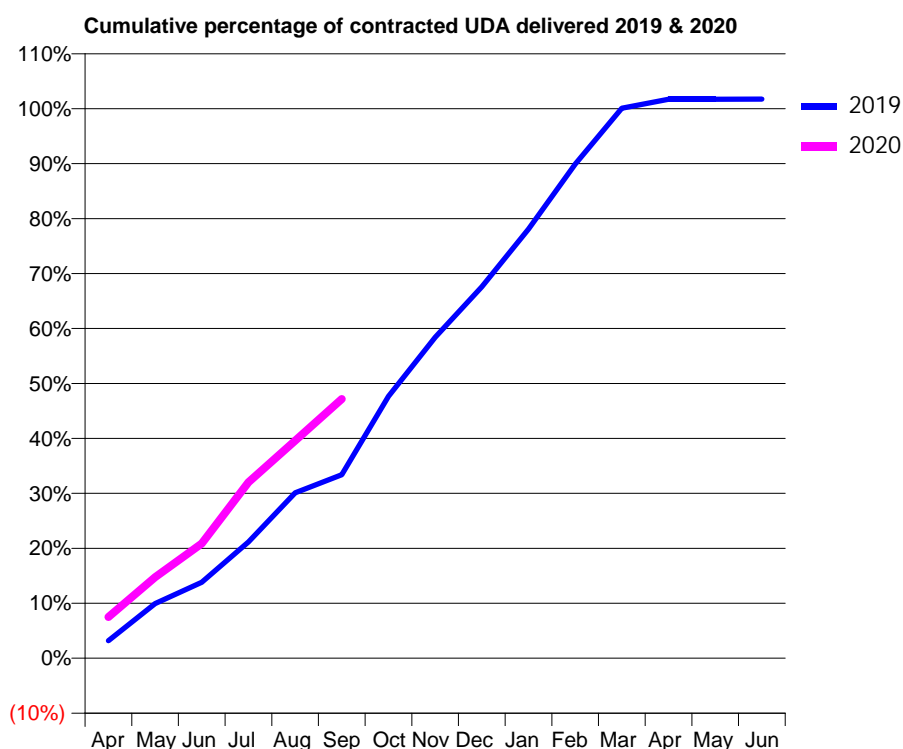
19/20 Contracted general activity (UDA)	15,000
Carry forward general activity (UDA)	-261
19/20 Contracted orthodontic activity (UOA)	0
Carry forward orthodontic activity (UOA)	0
Baseline contract value	£386,027.06

### ACCESS\*

Patients seen in 24 months	Total	Change since previous quarter
Quarter ending September 2018	4,181	
Quarter ending December 2018	4,864	↑
Quarter ending March 2019	5,429	↑
Quarter ending June 2019	5,596	↑
Quarter ending September 2019	5,743	↑
<b>Variance since September 2018</b>	<b>37.4%</b>	<b>↑</b>



### ACTIVITY



Month	2019	2020
April	477	1,125
May	1,495	2,212
June	2,075	3,128
July	3,176	4,802
August	4,516	5,937
September	5,012	7,075
October	7,148	
November	8,761	
December	10,136	
January	11,711	
February	13,489	
March	15,009	
April	15,257	
May	15,259	
June	15,261	

### QUALITY

	Quantity	Base Number	Contract	AT	Region	England
% of FP17s for the same patient ID Re-attending within 3 months - Children	121	1,109	10.9%	10.1%	12.1%	11.5%
% of FP17s for the same patient ID Re-attending within 3 months - Adults	408	2,556	16.0%	13.4%	15.6%	15.4%
% of FP17s for the same patient ID Re-attending between 3 & 9 months - Children	569	1,109	51.3%	63.4%	61.2%	59.7%
% of FP17s for the same patient ID Re-attending between 3 & 9 months - Adults	1,543	2,556	60.4%	56.9%	54.3%	51.7%
% of FP17s for Band 1 Urgent Courses	327	3,551	9.2%	7.5%	9.1%	9.2%
% of FP17s Relating to Free Repair or Replacements	62	3,551	1.7%	0.9%	0.9%	0.7%
% of FP17s Relating to Continuations	9	3,551	0.3%	0.9%	1.0%	0.8%
% of Patients satisfied with the dentistry they have received	0	0	N/A	94.6%	94.4%	93.5%
% of Patients satisfied with the time they had to wait for an appointment	0	0	N/A	86.1%	88.1%	87.4%

\* This is based on patients treated on this contract for their most recent course of treatment.

Figures in italics indicate the base number of FP17s or Patient Questionnaire responses are less than 100. N/A is shown where the base number of responses is less than 10 during the period. % is calculated as Quantity/Base number\*100

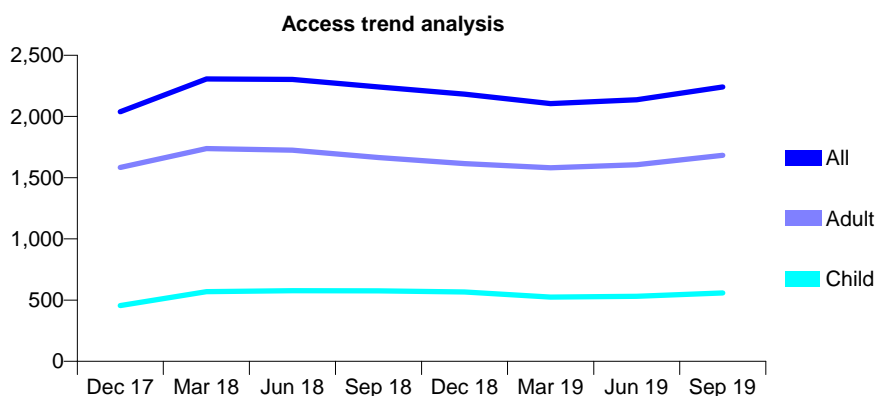
## Q52 - Vital Signs At a Glance Contract Report for 122432/0001 - September 2019

Name or company name	BANV Aesthetics Limited
Contract type name	GDS Contract
Purpose of contract	General
Contract start date	09/02/2012
Contract end date	

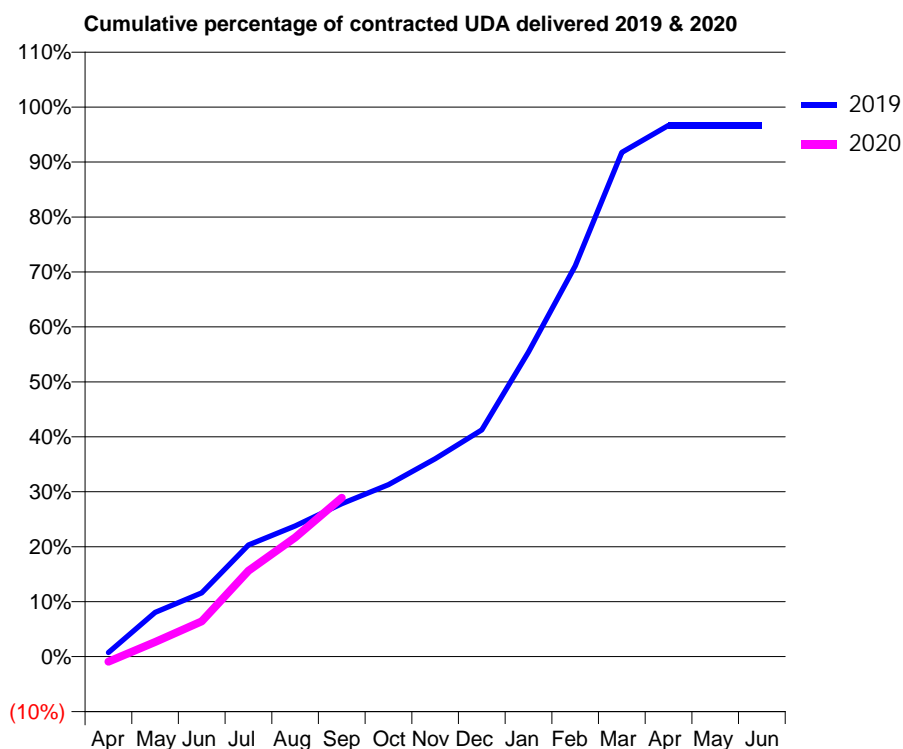
19/20 Contracted general activity (UDA)	7,559
Carry forward general activity (UDA)	252
19/20 Contracted orthodontic activity (UOA)	0
Carry forward orthodontic activity (UOA)	0
Baseline contract value	£203,111.03

### ACCESS\*

Patients seen in 24 months	Total	Change since previous quarter
Quarter ending September 2018	2,241	
Quarter ending December 2018	2,182	↓
Quarter ending March 2019	2,105	↓
Quarter ending June 2019	2,137	→
Quarter ending September 2019	2,241	↑
<b>Variance since September 2018</b>	<b>0.0%</b>	<b>→</b>



### ACTIVITY



Month	Adjusted Scheduled Activity (UDA)	
	2019	2020
April	57	-71
May	609	200
June	877	485
July	1,536	1,181
August	1,798	1,638
September	2,103	2,185
October	2,365	
November	2,723	
December	3,119	
January	4,190	
February	5,374	
March	6,935	
April	7,307	
May	7,307	
June	7,307	

### QUALITY

	Quantity	Base Number	Contract	AT	Region	England
% of FP17s for the same patient ID Re-attending within 3 months - Children	15	276	5.4%	10.1%	12.1%	11.5%
% of FP17s for the same patient ID Re-attending within 3 months - Adults	83	783	10.6%	13.4%	15.6%	15.4%
% of FP17s for the same patient ID Re-attending between 3 & 9 months - Children	145	276	52.5%	63.4%	61.2%	59.7%
% of FP17s for the same patient ID Re-attending between 3 & 9 months - Adults	296	783	37.8%	56.9%	54.3%	51.7%
% of FP17s for Band 1 Urgent Courses	106	988	10.7%	7.5%	9.1%	9.2%
% of FP17s Relating to Free Repair or Replacements	9	988	0.9%	0.9%	0.9%	0.7%
% of FP17s Relating to Continuations	7	988	0.7%	0.9%	1.0%	0.8%
% of Patients satisfied with the dentistry they have received	1	1	N/A	94.6%	94.4%	93.5%
% of Patients satisfied with the time they had to wait for an appointment	1	1	N/A	86.1%	88.1%	87.4%

\* This is based on patients treated on this contract for their most recent course of treatment. Figures in italics indicate the base number of FP17s or Patient Questionnaire responses are less than 100. N/A is shown where the base number of responses is less than 10 during the period. % is calculated as Quantity/Base number\*100



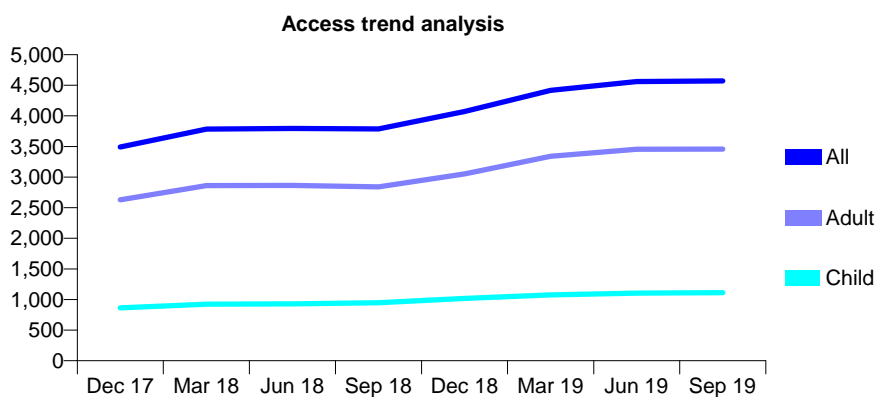
## Q52 - Vital Signs At a Glance Contract Report for 122742/0001 - September 2019

Name or company name	Indigo Dental Ltd
Contract type name	GDS Contract
Purpose of contract	General
Contract start date	01/10/2013
Contract end date	

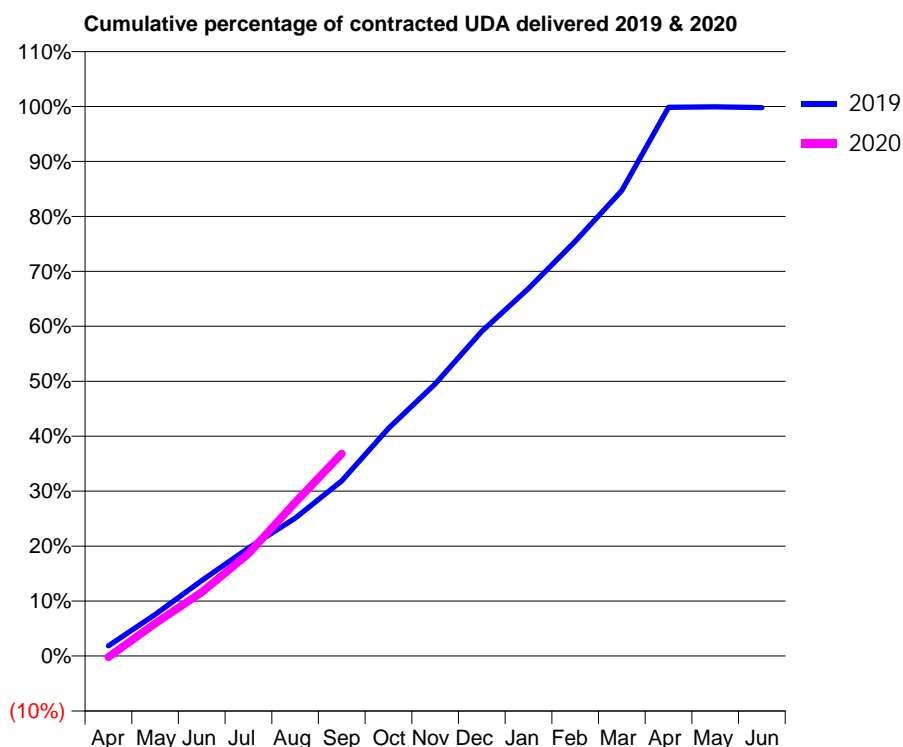
19/20 Contracted general activity (UDA)	10,020
Carry forward general activity (UDA)	21
19/20 Contracted orthodontic activity (UOA)	0
Carry forward orthodontic activity (UOA)	0
Baseline contract value	£269,796.52

### ACCESS\*

Patients seen in 24 months	Total	Change since previous quarter
Quarter ending September 2018	3,788	
Quarter ending December 2018	4,072	↑
Quarter ending March 2019	4,417	↑
Quarter ending June 2019	4,560	↑
Quarter ending September 2019	4,571	→
<b>Variance since September 2018</b>	<b>20.7%</b>	<b>↑</b>



### ACTIVITY



Month	Adjusted Scheduled Activity (UDA)	
	2019	2020
April	187	-21
May	757	594
June	1,374	1,163
July	1,968	1,866
August	2,514	2,799
September	3,194	3,689
October	4,152	
November	4,963	
December	5,921	
January	6,701	
February	7,562	
March	8,486	
April	10,006	
May	10,012	
June	9,999	

### QUALITY

	Quantity	Base Number	Contract	AT	Region	England
% of FP17s for the same patient ID Re-attending within 3 months - Children	29	758	3.8%	10.1%	12.1%	11.5%
% of FP17s for the same patient ID Re-attending within 3 months - Adults	147	2,118	6.9%	13.4%	15.6%	15.4%
% of FP17s for the same patient ID Re-attending between 3 & 9 months - Children	472	758	62.3%	63.4%	61.2%	59.7%
% of FP17s for the same patient ID Re-attending between 3 & 9 months - Adults	1,059	2,118	50.0%	56.9%	54.3%	51.7%
% of FP17s for Band 1 Urgent Courses	54	1,801	3.0%	7.5%	9.1%	9.2%
% of FP17s Relating to Free Repair or Replacements	2	1,801	0.1%	0.9%	0.9%	0.7%
% of FP17s Relating to Continuations	3	1,801	0.2%	0.9%	1.0%	0.8%
% of Patients satisfied with the dentistry they have received	0	0	N/A	94.6%	94.4%	93.5%
% of Patients satisfied with the time they had to wait for an appointment	0	0	N/A	86.1%	88.1%	87.4%

\* This is based on patients treated on this contract for their most recent course of treatment. Figures in italics indicate the base number of FP17s or Patient Questionnaire responses are less than 100. N/A is shown where the base number of responses is less than 10 during the period. % is calculated as Quantity/Base number\*100

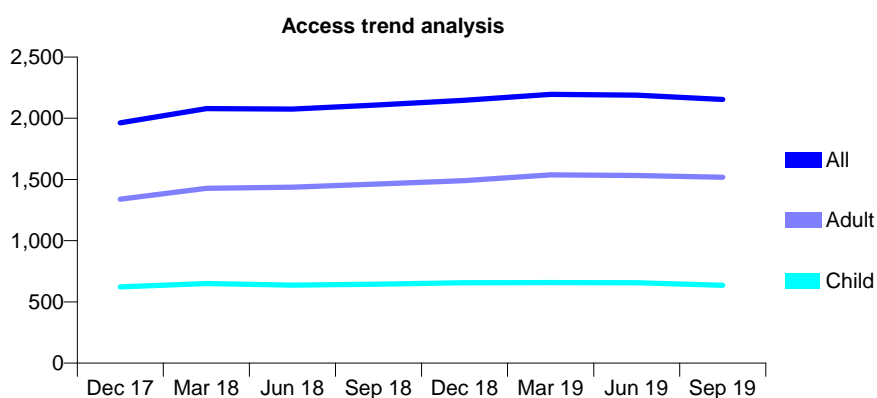
## Q52 - Vital Signs At a Glance Contract Report for 123811/0001 - September 2019

Name or company name	Carnegie Dental Clinic Ltd
Contract type name	GDS Contract
Purpose of contract	General
Contract start date	02/07/2007
Contract end date	

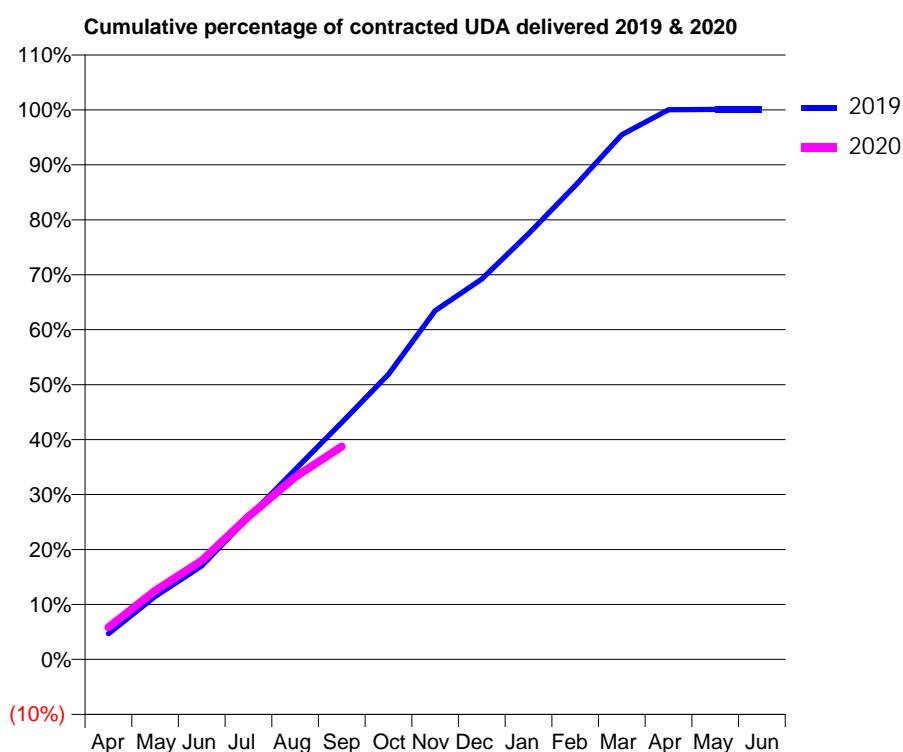
19/20 Contracted general activity (UDA)	8,152
Carry forward general activity (UDA)	-6
19/20 Contracted orthodontic activity (UOA)	0
Carry forward orthodontic activity (UOA)	0
Baseline contract value	£224,321.53

### ACCESS\*

Patients seen in 24 months	Total	Change since previous quarter
Quarter ending September 2018	2,109	
Quarter ending December 2018	2,148	→
Quarter ending March 2019	2,196	↑
Quarter ending June 2019	2,189	→
Quarter ending September 2019	2,154	↓
<b>Variance since September 2018</b>	<b>2.1%</b>	<b>↑</b>



### ACTIVITY



Month	2019	2020
April	381	477
May	934	1,020
June	1,387	1,467
July	2,110	2,120
August	2,815	2,705
September	3,515	3,159
October	4,230	
November	5,174	
December	5,644	
January	6,313	
February	7,028	
March	7,784	
April	8,154	
May	8,157	
June	8,158	

### QUALITY

	Quantity	Base Number	Contract	AT	Region	England
% of FP17s for the same patient ID Re-attending within 3 months - Children	49	622	7.9%	10.1%	12.1%	11.5%
% of FP17s for the same patient ID Re-attending within 3 months - Adults	178	1,243	14.3%	13.4%	15.6%	15.4%
% of FP17s for the same patient ID Re-attending between 3 & 9 months - Children	461	622	74.1%	63.4%	61.2%	59.7%
% of FP17s for the same patient ID Re-attending between 3 & 9 months - Adults	762	1,243	61.3%	56.9%	54.3%	51.7%
% of FP17s for Band 1 Urgent Courses	150	1,705	8.8%	7.5%	9.1%	9.2%
% of FP17s Relating to Free Repair or Replacements	6	1,705	0.4%	0.9%	0.9%	0.7%
% of FP17s Relating to Continuations	12	1,705	0.7%	0.9%	1.0%	0.8%
% of Patients satisfied with the dentistry they have received	1	1	N/A	94.6%	94.4%	93.5%
% of Patients satisfied with the time they had to wait for an appointment	1	1	N/A	86.1%	88.1%	87.4%

\* This is based on patients treated on this contract for their most recent course of treatment. Figures in italics indicate the base number of FP17s or Patient Questionnaire responses are less than 100. N/A is shown where the base number of responses is less than 10 during the period. % is calculated as Quantity/Base number\*100

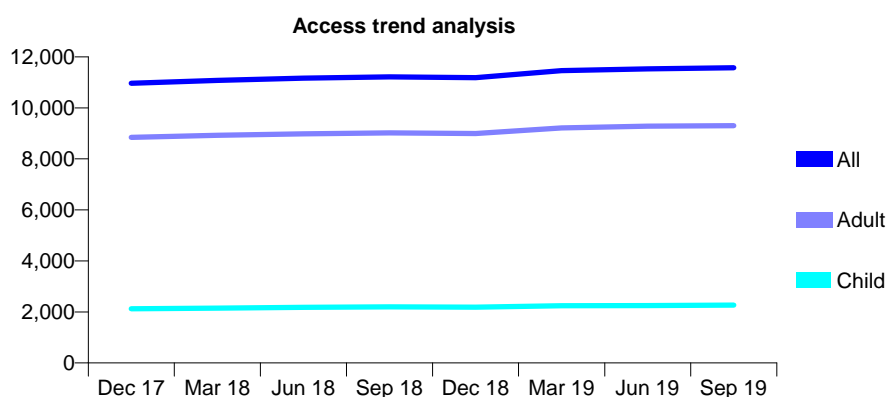
## Q52 - Vital Signs At a Glance Contract Report for 125237/0001 - September 2019

Name or company name	Horbury Dental Care Limited
Contract type name	GDS Contract
Purpose of contract	General
Contract start date	01/04/2011
Contract end date	

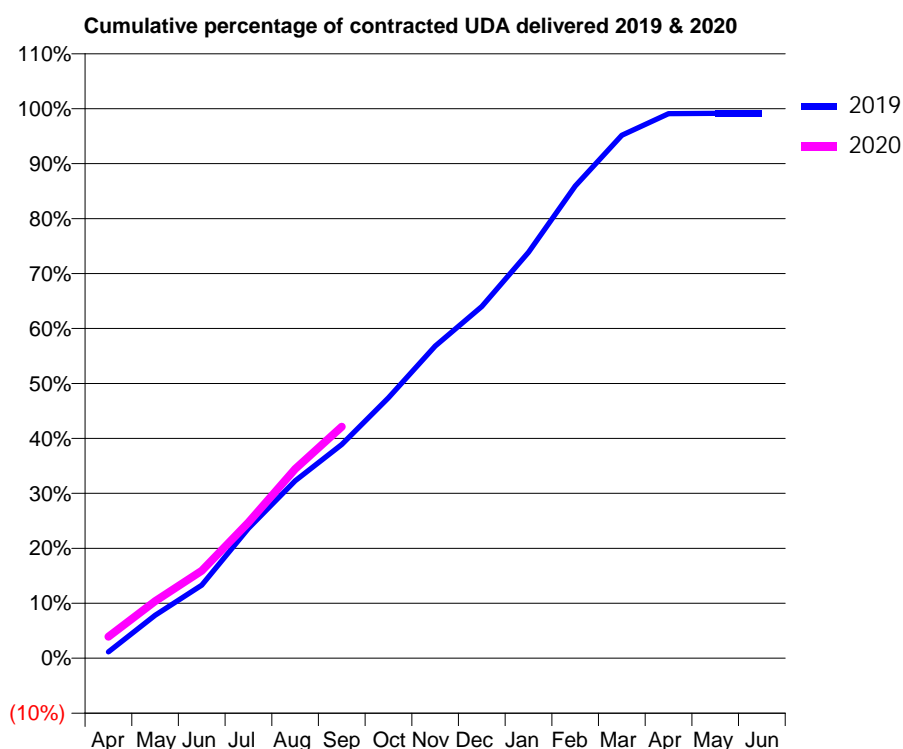
19/20 Contracted general activity (UDA)	30,037
Carry forward general activity (UDA)	258
19/20 Contracted orthodontic activity (UOA)	0
Carry forward orthodontic activity (UOA)	0
Baseline contract value	£1,168,483.17

### ACCESS\*

Patients seen in 24 months	Total	Change since previous quarter
Quarter ending September 2018	11,220	
Quarter ending December 2018	11,185	→
Quarter ending March 2019	11,459	↑
Quarter ending June 2019	11,533	→
Quarter ending September 2019	11,573	→
<b>Variance since September 2018</b>	<b>3.1%</b>	<b>↑</b>



### ACTIVITY



Month	2019	2020
April	350	1,177
May	2,349	3,114
June	3,994	4,787
July	7,099	7,426
August	9,699	10,350
September	11,680	12,652
October	14,241	
November	17,062	
December	19,228	
January	22,195	
February	25,810	
March	28,584	
April	29,764	
May	29,780	
June	29,779	

### QUALITY

	Quantity	Base Number	Contract	AT	Region	England
% of FP17s for the same patient ID Re-attending within 3 months - Children	130	1,895	6.9%	10.1%	12.1%	11.5%
% of FP17s for the same patient ID Re-attending within 3 months - Adults	613	6,380	9.6%	13.4%	15.6%	15.4%
% of FP17s for the same patient ID Re-attending between 3 & 9 months - Children	1,302	1,895	68.7%	63.4%	61.2%	59.7%
% of FP17s for the same patient ID Re-attending between 3 & 9 months - Adults	3,069	6,380	48.1%	56.9%	54.3%	51.7%
% of FP17s for Band 1 Urgent Courses	312	6,918	4.5%	7.5%	9.1%	9.2%
% of FP17s Relating to Free Repair or Replacements	57	6,918	0.8%	0.9%	0.9%	0.7%
% of FP17s Relating to Continuations	80	6,918	1.2%	0.9%	1.0%	0.8%
% of Patients satisfied with the dentistry they have received	7	7	N/A	94.6%	94.4%	93.5%
% of Patients satisfied with the time they had to wait for an appointment	7	7	N/A	86.1%	88.1%	87.4%

\* This is based on patients treated on this contract for their most recent course of treatment.

Figures in italics indicate the base number of FP17s or Patient Questionnaire responses are less than 100. N/A is shown where the base number of responses is less than 10 during the period. % is calculated as Quantity/Base number\*100

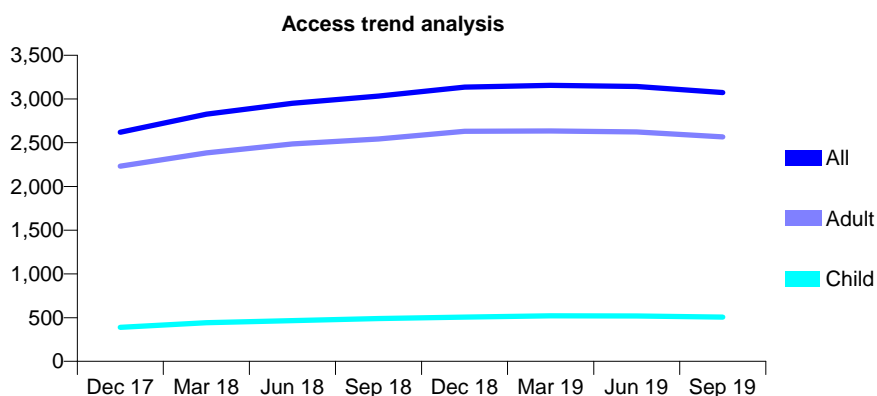
## Q52 - Vital Signs At a Glance Contract Report for 128031/0001 - September 2019

Name or company name	JIGL Ltd
Contract type name	GDS Contract
Purpose of contract	General
Contract start date	01/01/2011
Contract end date	

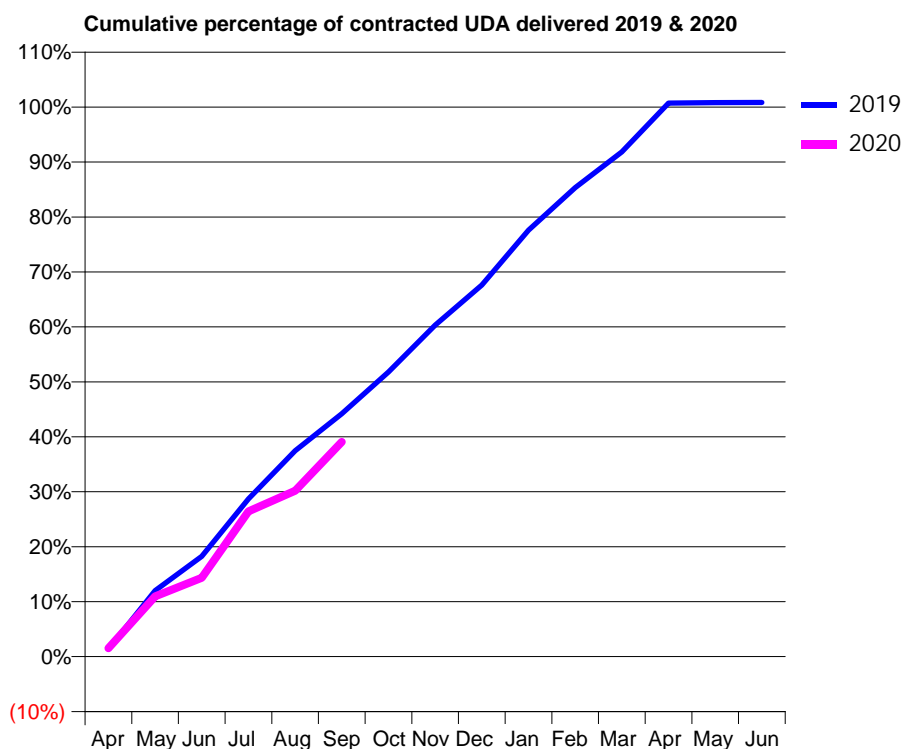
19/20 Contracted general activity (UDA)	8,000
Carry forward general activity (UDA)	-67
19/20 Contracted orthodontic activity (UOA)	0
Carry forward orthodontic activity (UOA)	0
Baseline contract value	£263,311.64

### ACCESS\*

Patients seen in 24 months	Total	Change since previous quarter
Quarter ending September 2018	3,032	
Quarter ending December 2018	3,136	↑
Quarter ending March 2019	3,156	→
Quarter ending June 2019	3,143	→
Quarter ending September 2019	3,074	↓
<b>Variance since September 2018</b>	<b>1.4%</b>	<b>→</b>



### ACTIVITY



Month	Adjusted Scheduled Activity (UDA)	
	2019	2020
April	112	124
May	962	879
June	1,460	1,148
July	2,295	2,115
August	2,999	2,417
September	3,537	3,127
October	4,143	
November	4,826	
December	5,407	
January	6,208	
February	6,827	
March	7,347	
April	8,057	
May	8,065	
June	8,067	

### QUALITY

	Quantity	Base Number	Contract	AT	Region	England
% of FP17s for the same patient ID Re-attending within 3 months - Children	14	378	3.7%	10.1%	12.1%	11.5%
% of FP17s for the same patient ID Re-attending within 3 months - Adults	134	1,762	7.6%	13.4%	15.6%	15.4%
% of FP17s for the same patient ID Re-attending between 3 & 9 months - Children	278	378	73.5%	63.4%	61.2%	59.7%
% of FP17s for the same patient ID Re-attending between 3 & 9 months - Adults	1,200	1,762	68.1%	56.9%	54.3%	51.7%
% of FP17s for Band 1 Urgent Courses	188	1,783	10.5%	7.5%	9.1%	9.2%
% of FP17s Relating to Free Repair or Replacements	11	1,783	0.6%	0.9%	0.9%	0.7%
% of FP17s Relating to Continuations	8	1,783	0.4%	0.9%	1.0%	0.8%
% of Patients satisfied with the dentistry they have received	2	3	N/A	94.6%	94.4%	93.5%
% of Patients satisfied with the time they had to wait for an appointment	2	3	N/A	86.1%	88.1%	87.4%

\* This is based on patients treated on this contract for their most recent course of treatment. Figures in italics indicate the base number of FP17s or Patient Questionnaire responses are less than 100. N/A is shown where the base number of responses is less than 10 during the period. % is calculated as Quantity/Base number\*100

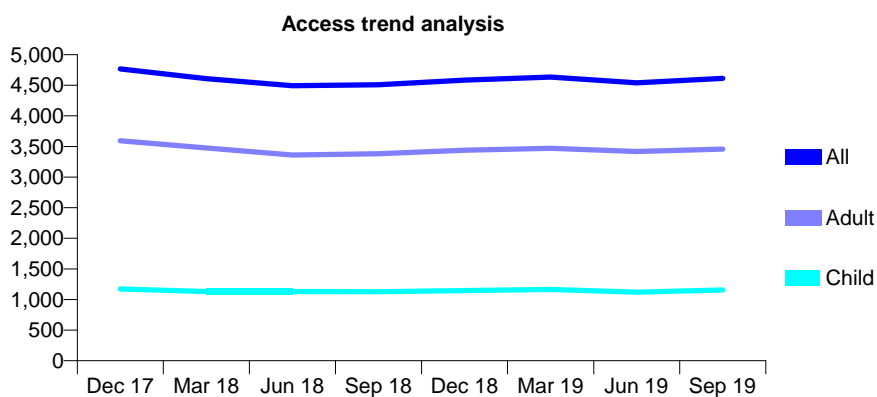
## Q52 - Vital Signs At a Glance Contract Report for 128260/0001 - September 2019

Name or company name	Elland Practice Ltd
Contract type name	GDS Contract
Purpose of contract	General
Contract start date	01/08/2008
Contract end date	

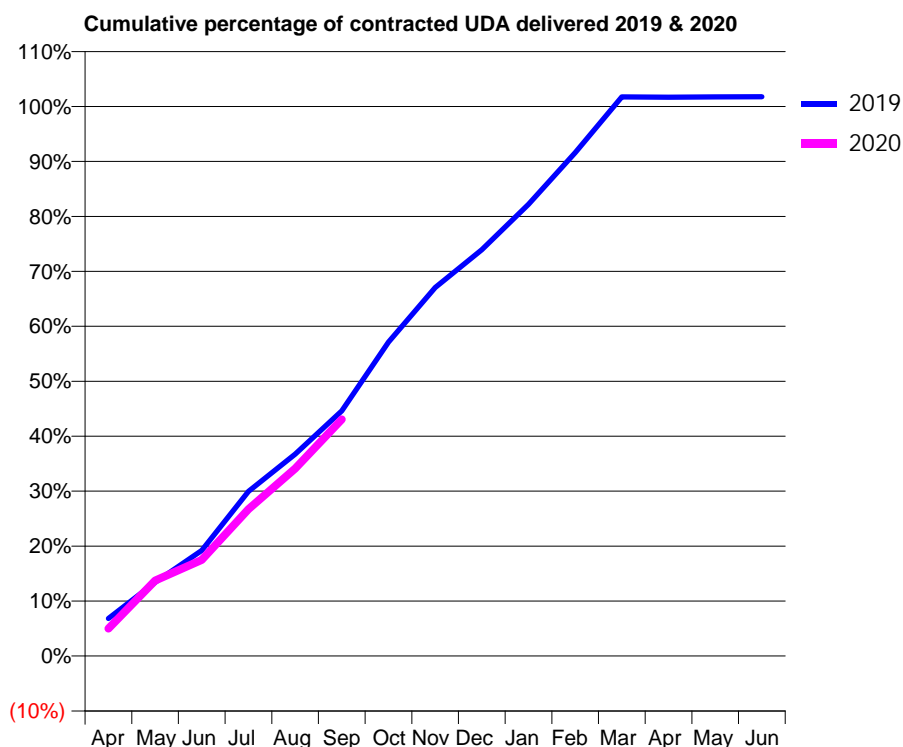
19/20 Contracted general activity (UDA)	16,466
Carry forward general activity (UDA)	-288
19/20 Contracted orthodontic activity (UOA)	0
Carry forward orthodontic activity (UOA)	0
Baseline contract value	£477,133.18

### ACCESS\*

Patients seen in 24 months	Total	Change since previous quarter
Quarter ending September 2018	4,509	
Quarter ending December 2018	4,586	→
Quarter ending March 2019	4,633	→
Quarter ending June 2019	4,540	↓
Quarter ending September 2019	4,613	→
<b>Variance since September 2018</b>	<b>2.3%</b>	<b>↑</b>



### ACTIVITY



Month	Adjusted Scheduled Activity (UDA)	
	2019	2020
April	1,125	826
May	2,207	2,259
June	3,163	2,881
July	4,932	4,403
August	6,051	5,617
September	7,344	7,092
October	9,403	
November	11,043	
December	12,171	
January	13,536	
February	15,083	
March	16,750	
April	16,742	
May	16,750	
June	16,754	

### QUALITY

	Quantity	Base Number	Contract	AT	Region	England
% of FP17s for the same patient ID Re-attending within 3 months - Children	94	1,044	9.0%	10.1%	12.1%	11.5%
% of FP17s for the same patient ID Re-attending within 3 months - Adults	452	2,943	15.4%	13.4%	15.6%	15.4%
% of FP17s for the same patient ID Re-attending between 3 & 9 months - Children	818	1,044	78.4%	63.4%	61.2%	59.7%
% of FP17s for the same patient ID Re-attending between 3 & 9 months - Adults	2,123	2,943	72.1%	56.9%	54.3%	51.7%
% of FP17s for Band 1 Urgent Courses	199	3,952	5.0%	7.5%	9.1%	9.2%
% of FP17s Relating to Free Repair or Replacements	39	3,952	1.0%	0.9%	0.9%	0.7%
% of FP17s Relating to Continuations	18	3,952	0.5%	0.9%	1.0%	0.8%
% of Patients satisfied with the dentistry they have received	1	1	N/A	94.6%	94.4%	93.5%
% of Patients satisfied with the time they had to wait for an appointment	1	1	N/A	86.1%	88.1%	87.4%

\* This is based on patients treated on this contract for their most recent course of treatment. Figures in italics indicate the base number of FP17s or Patient Questionnaire responses are less than 100. N/A is shown where the base number of responses is less than 10 during the period. % is calculated as Quantity/Base number\*100

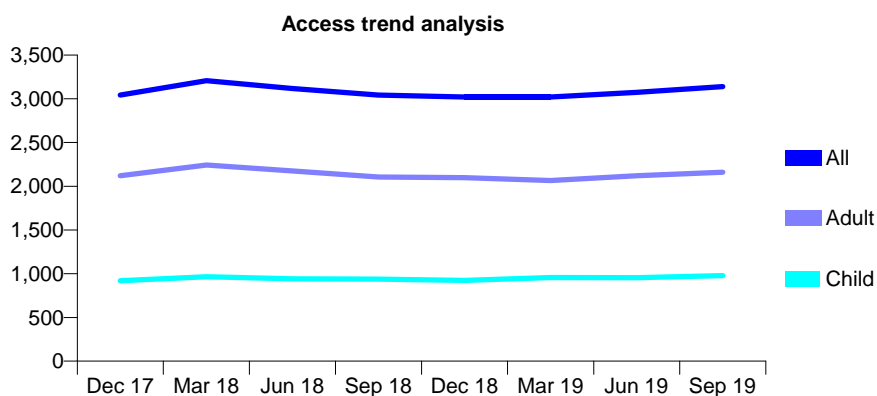
## Q52 - Vital Signs At a Glance Contract Report for 129542/0001 - September 2019

Name or company name	Dental Care Centre Ltd
Contract type name	PDS Contract
Purpose of contract	General
Contract start date	01/07/2007
Contract end date	31/03/2020

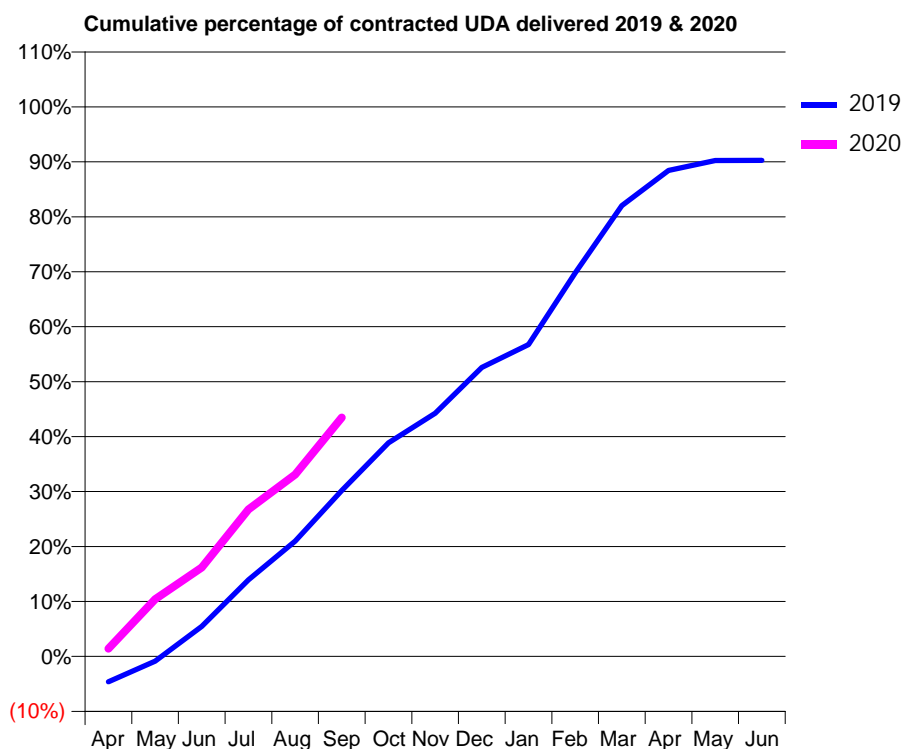
19/20 Contracted general activity (UDA)	9,341
Carry forward general activity (UDA)	0
19/20 Contracted orthodontic activity (UOA)	0
Carry forward orthodontic activity (UOA)	0
Baseline contract value	£356,956.13

### ACCESS\*

Patients seen in 24 months	Total	Change since previous quarter
Quarter ending September 2018	3,042	
Quarter ending December 2018	3,021	→
Quarter ending March 2019	3,021	→
Quarter ending June 2019	3,074	→
Quarter ending September 2019	3,140	↑
<b>Variance since September 2018</b>	<b>3.2%</b>	<b>↑</b>



### ACTIVITY



Month	2019	2020
April	-433	132
May	-84	973
June	510	1,511
July	1,301	2,500
August	1,959	3,093
September	2,821	4,060
October	3,631	
November	4,134	
December	4,910	
January	5,301	
February	6,519	
March	7,660	
April	8,260	
May	8,430	
June	8,432	

### QUALITY

	Quantity	Base Number	Contract	AT	Region	England
% of FP17s for the same patient ID Re-attending within 3 months - Children	85	914	9.3%	10.1%	12.1%	11.5%
% of FP17s for the same patient ID Re-attending within 3 months - Adults	315	1,683	18.7%	13.4%	15.6%	15.4%
% of FP17s for the same patient ID Re-attending between 3 & 9 months - Children	589	914	64.4%	63.4%	61.2%	59.7%
% of FP17s for the same patient ID Re-attending between 3 & 9 months - Adults	838	1,683	49.8%	56.9%	54.3%	51.7%
% of FP17s for Band 1 Urgent Courses	317	2,225	14.2%	7.5%	9.1%	9.2%
% of FP17s Relating to Free Repair or Replacements	19	2,225	0.9%	0.9%	0.9%	0.7%
% of FP17s Relating to Continuations	13	2,225	0.6%	0.9%	1.0%	0.8%
% of Patients satisfied with the dentistry they have received	1	1	N/A	94.6%	94.4%	93.5%
% of Patients satisfied with the time they had to wait for an appointment	1	1	N/A	86.1%	88.1%	87.4%

\* This is based on patients treated on this contract for their most recent course of treatment. Figures in italics indicate the base number of FP17s or Patient Questionnaire responses are less than 100. N/A is shown where the base number of responses is less than 10 during the period. % is calculated as Quantity/Base number\*100

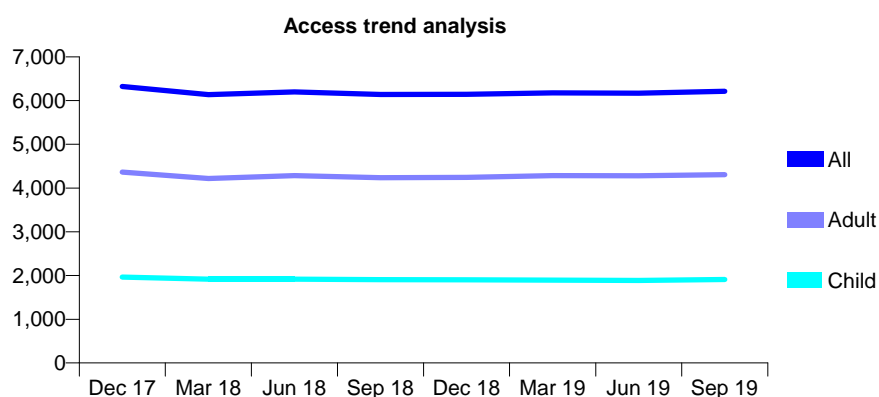
## Q52 - Vital Signs At a Glance Contract Report for 129941/0001 - September 2019

Name or company name	Eclipse (Batley) Ltd
Contract type name	GDS Contract
Purpose of contract	General
Contract start date	06/04/2013
Contract end date	

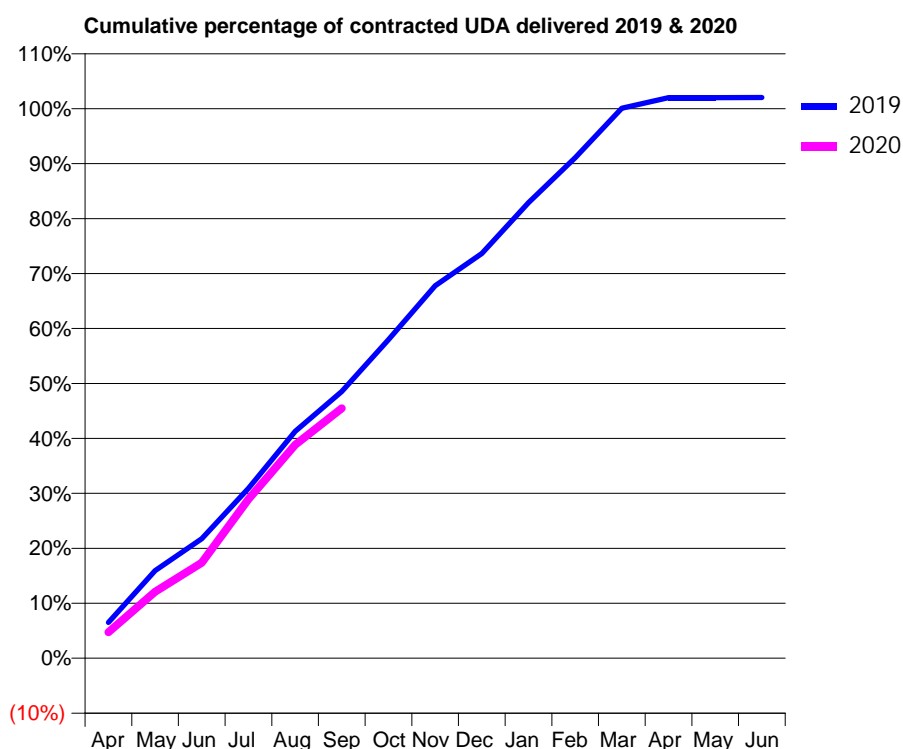
19/20 Contracted general activity (UDA)	19,148
Carry forward general activity (UDA)	0
19/20 Contracted orthodontic activity (UOA)	0
Carry forward orthodontic activity (UOA)	0
Baseline contract value	£626,872.93

### ACCESS\*

Patients seen in 24 months	Total	Change since previous quarter
Quarter ending September 2018	6,139	
Quarter ending December 2018	6,144	→
Quarter ending March 2019	6,176	→
Quarter ending June 2019	6,170	→
Quarter ending September 2019	6,214	→
<b>Variance since September 2018</b>	<b>1.2%</b>	<b>→</b>



### ACTIVITY



Adjusted Scheduled Activity (UDA)		
Month	2019	2020
April	1,248	909
May	3,055	2,319
June	4,165	3,328
July	5,924	5,539
August	7,908	7,437
September	9,292	8,711
October	11,100	
November	12,980	
December	14,101	
January	15,875	
February	17,440	
March	19,167	
April	19,531	
May	19,532	
June	19,535	

### QUALITY

	Quantity	Base Number	Contract	AT	Region	England
% of FP17s for the same patient ID Re-attending within 3 months - Children	192	1,792	10.7%	10.1%	12.1%	11.5%
% of FP17s for the same patient ID Re-attending within 3 months - Adults	463	3,173	14.6%	13.4%	15.6%	15.4%
% of FP17s for the same patient ID Re-attending between 3 & 9 months - Children	1,225	1,792	68.4%	63.4%	61.2%	59.7%
% of FP17s for the same patient ID Re-attending between 3 & 9 months - Adults	1,944	3,173	61.3%	56.9%	54.3%	51.7%
% of FP17s for Band 1 Urgent Courses	323	4,469	7.2%	7.5%	9.1%	9.2%
% of FP17s Relating to Free Repair or Replacements	30	4,469	0.7%	0.9%	0.9%	0.7%
% of FP17s Relating to Continuations	21	4,469	0.5%	0.9%	1.0%	0.8%
% of Patients satisfied with the dentistry they have received	2	2	N/A	94.6%	94.4%	93.5%
% of Patients satisfied with the time they had to wait for an appointment	1	2	N/A	86.1%	88.1%	87.4%

\* This is based on patients treated on this contract for their most recent course of treatment.

Figures in italics indicate the base number of FP17s or Patient Questionnaire responses are less than 100. N/A is shown where the base number of responses is less than 10 during the period. % is calculated as Quantity/Base number\*100

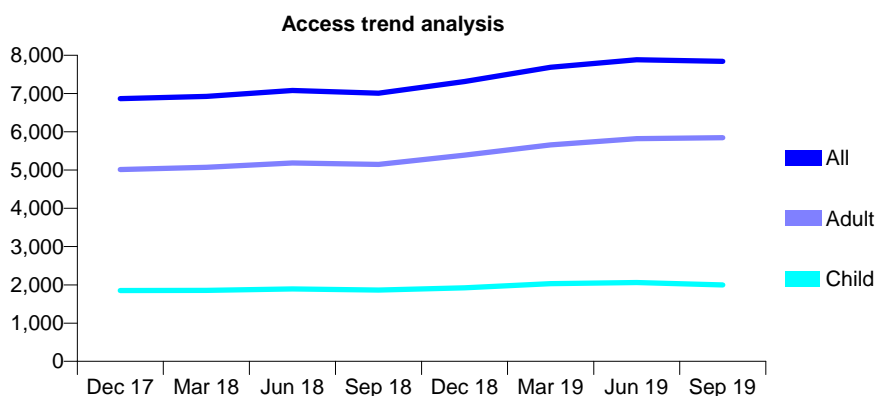
## Q52 - Vital Signs At a Glance Contract Report for 131105/0001 - September 2019

Name or company name	Stable Court Dental Surgery Limited
Contract type name	GDS Contract
Purpose of contract	General
Contract start date	12/11/2012
Contract end date	

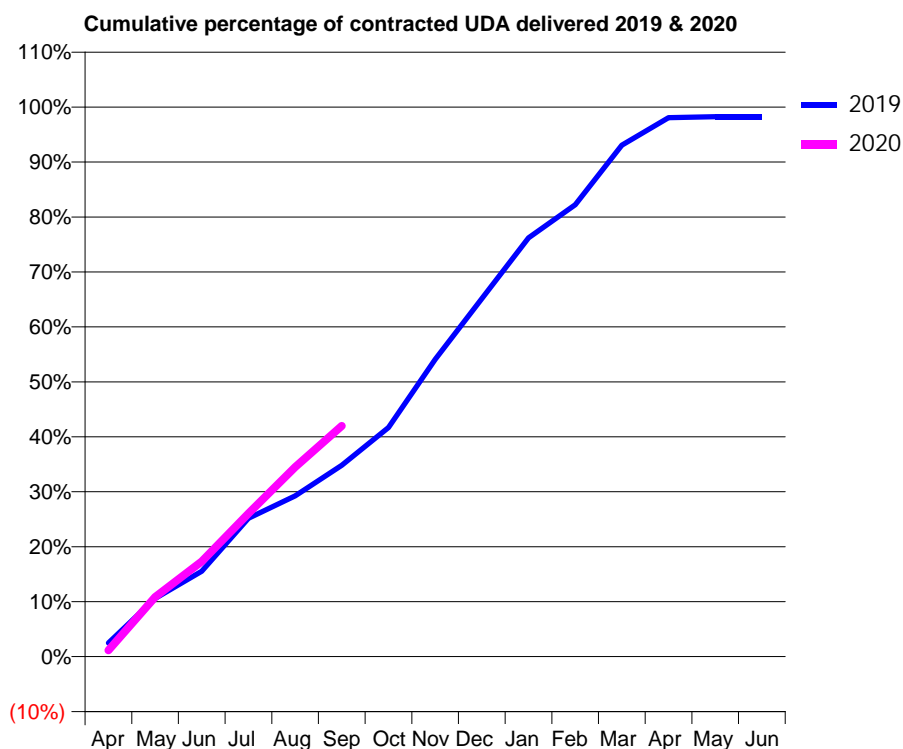
19/20 Contracted general activity (UDA)	18,488
Carry forward general activity (UDA)	323
19/20 Contracted orthodontic activity (UOA)	0
Carry forward orthodontic activity (UOA)	0
Baseline contract value	£660,738.35

### ACCESS\*

Patients seen in 24 months	Total	Change since previous quarter
Quarter ending September 2018	7,010	
Quarter ending December 2018	7,316	↑
Quarter ending March 2019	7,687	↑
Quarter ending June 2019	7,882	↑
Quarter ending September 2019	7,842	→
<b>Variance since September 2018</b>	<b>11.9%</b>	<b>↑</b>



### ACTIVITY



Month	Adjusted Scheduled Activity (UDA)	
	2019	2020
April	462	215
May	1,958	2,008
June	2,872	3,199
July	4,653	4,817
August	5,407	6,377
September	6,436	7,765
October	7,711	
November	10,004	
December	12,039	
January	14,088	
February	15,201	
March	17,206	
April	18,131	
May	18,162	
June	18,165	

### QUALITY

	Quantity	Base Number	Contract	AT	Region	England
% of FP17s for the same patient ID Re-attending within 3 months - Children	149	1,775	8.4%	10.1%	12.1%	11.5%
% of FP17s for the same patient ID Re-attending within 3 months - Adults	787	4,864	16.2%	13.4%	15.6%	15.4%
% of FP17s for the same patient ID Re-attending between 3 & 9 months - Children	1,277	1,775	71.9%	63.4%	61.2%	59.7%
% of FP17s for the same patient ID Re-attending between 3 & 9 months - Adults	2,999	4,864	61.7%	56.9%	54.3%	51.7%
% of FP17s for Band 1 Urgent Courses	430	5,171	8.3%	7.5%	9.1%	9.2%
% of FP17s Relating to Free Repair or Replacements	44	5,171	0.9%	0.9%	0.9%	0.7%
% of FP17s Relating to Continuations	7	5,171	0.1%	0.9%	1.0%	0.8%
% of Patients satisfied with the dentistry they have received	3	3	N/A	94.6%	94.4%	93.5%
% of Patients satisfied with the time they had to wait for an appointment	2	3	N/A	86.1%	88.1%	87.4%

\* This is based on patients treated on this contract for their most recent course of treatment. Figures in italics indicate the base number of FP17s or Patient Questionnaire responses are less than 100. N/A is shown where the base number of responses is less than 10 during the period. % is calculated as Quantity/Base number\*100



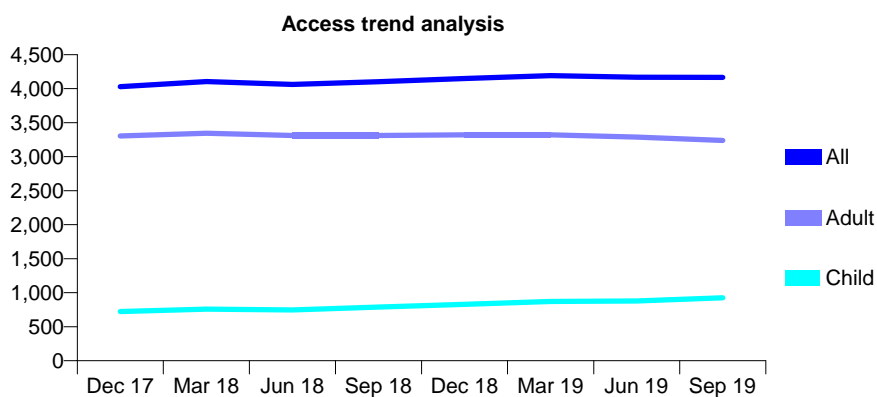
## Q52 - Vital Signs At a Glance Contract Report for 131687/0001 - September 2019

Name or company name	Ellis Dental Practice Limited
Contract type name	GDS Contract
Purpose of contract	General
Contract start date	07/04/2010
Contract end date	

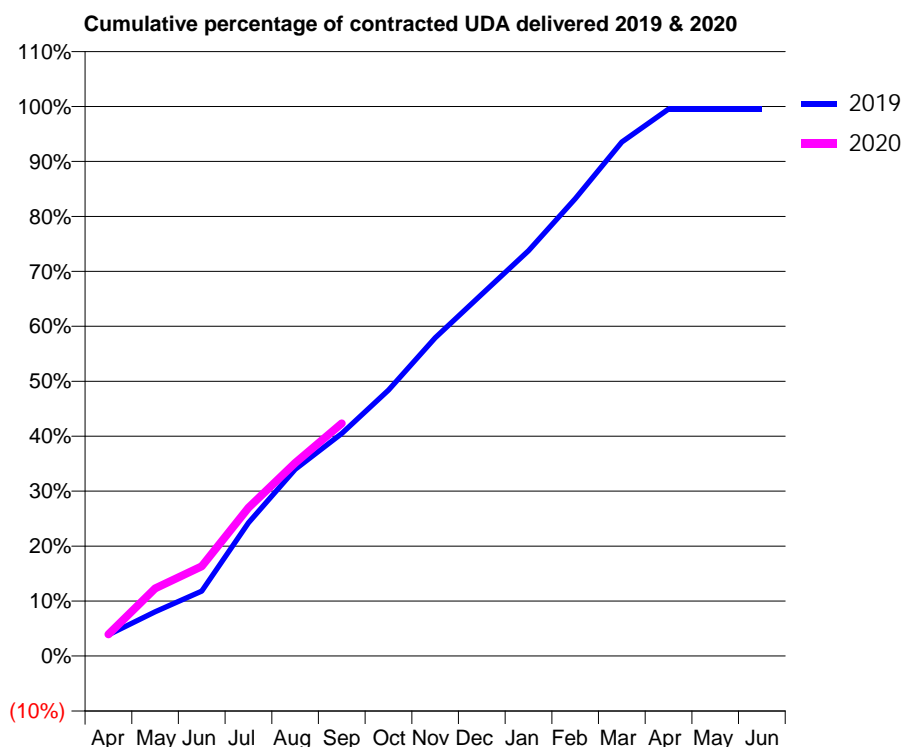
19/20 Contracted general activity (UDA)	12,327
Carry forward general activity (UDA)	58
19/20 Contracted orthodontic activity (UOA)	0
Carry forward orthodontic activity (UOA)	0
Baseline contract value	£371,248.03

### ACCESS\*

Patients seen in 24 months	Total	Change since previous quarter
Quarter ending September 2018	4,103	
Quarter ending December 2018	4,150	→
Quarter ending March 2019	4,191	→
Quarter ending June 2019	4,168	→
Quarter ending September 2019	4,166	→
<b>Variance since September 2018</b>	<b>1.5%</b>	<b>→</b>



### ACTIVITY



Month	Adjusted Scheduled Activity (UDA)	
	2019	2020
April	478	487
May	992	1,518
June	1,456	2,012
July	2,991	3,328
August	4,189	4,331
September	4,991	5,219
October	5,965	
November	7,140	
December	8,113	
January	9,092	
February	10,260	
March	11,527	
April	12,268	
May	12,268	
June	12,269	

### QUALITY

	Quantity	Base Number	Contract	AT	Region	England
% of FP17s for the same patient ID Re-attending within 3 months - Children	77	784	9.8%	10.1%	12.1%	11.5%
% of FP17s for the same patient ID Re-attending within 3 months - Adults	401	2,433	16.5%	13.4%	15.6%	15.4%
% of FP17s for the same patient ID Re-attending between 3 & 9 months - Children	499	784	63.6%	63.4%	61.2%	59.7%
% of FP17s for the same patient ID Re-attending between 3 & 9 months - Adults	1,434	2,433	58.9%	56.9%	54.3%	51.7%
% of FP17s for Band 1 Urgent Courses	166	2,929	5.7%	7.5%	9.1%	9.2%
% of FP17s Relating to Free Repair or Replacements	65	2,929	2.2%	0.9%	0.9%	0.7%
% of FP17s Relating to Continuations	73	2,929	2.5%	0.9%	1.0%	0.8%
% of Patients satisfied with the dentistry they have received	1	1	N/A	94.6%	94.4%	93.5%
% of Patients satisfied with the time they had to wait for an appointment	1	1	N/A	86.1%	88.1%	87.4%

\* This is based on patients treated on this contract for their most recent course of treatment. Figures in italics indicate the base number of FP17s or Patient Questionnaire responses are less than 100. N/A is shown where the base number of responses is less than 10 during the period. % is calculated as Quantity/Base number\*100

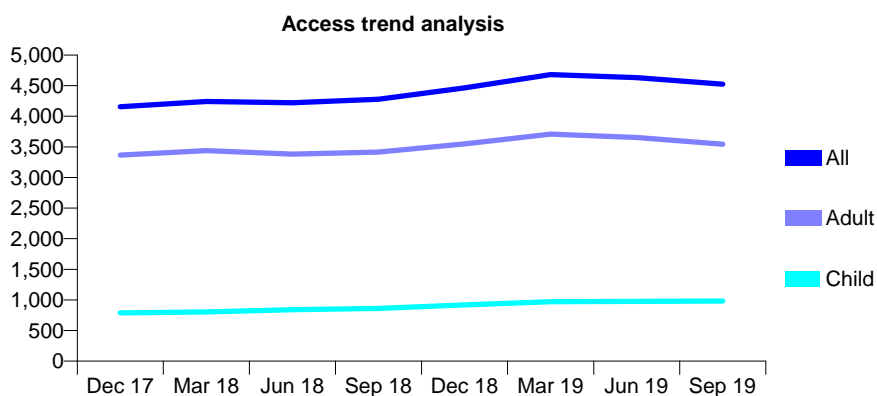
## Q52 - Vital Signs At a Glance Contract Report for 132926/0001 - September 2019

Name or company name	The Leeds Dental Team Limited
Contract type name	GDS Contract
Purpose of contract	General
Contract start date	01/12/2007
Contract end date	

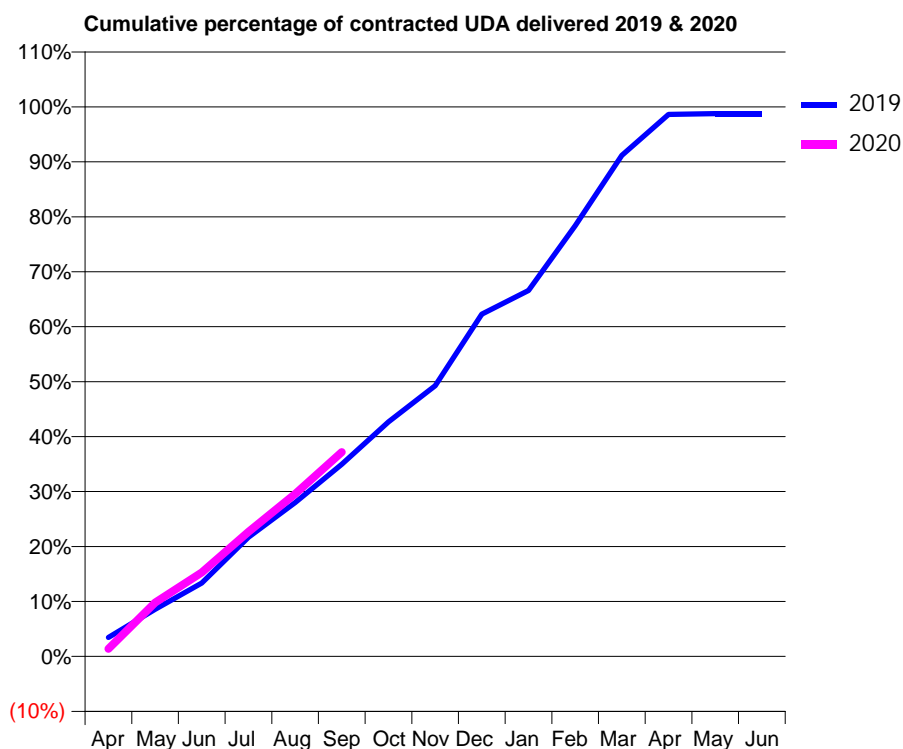
19/20 Contracted general activity (UDA)	11,617
Carry forward general activity (UDA)	142
19/20 Contracted orthodontic activity (UOA)	0
Carry forward orthodontic activity (UOA)	0
Baseline contract value	£297,823.57

### ACCESS\*

Patients seen in 24 months	Total	Change since previous quarter
Quarter ending September 2018	4,278	
Quarter ending December 2018	4,466	↑
Quarter ending March 2019	4,680	↑
Quarter ending June 2019	4,630	↓
Quarter ending September 2019	4,525	↓
<b>Variance since September 2018</b>	<b>5.8%</b>	<b>↑</b>



### ACTIVITY



Month	2019	2020
April	401	161
May	996	1,141
June	1,551	1,775
July	2,518	2,636
August	3,251	3,434
September	4,060	4,319
October	4,957	
November	5,725	
December	7,235	
January	7,734	
February	9,106	
March	10,591	
April	11,458	
May	11,473	
June	11,475	

### QUALITY

	Quantity	Base Number	Contract	AT	Region	England
% of FP17s for the same patient ID Re-attending within 3 months - Children	50	729	6.9%	10.1%	12.1%	11.5%
% of FP17s for the same patient ID Re-attending within 3 months - Adults	481	2,270	21.2%	13.4%	15.6%	15.4%
% of FP17s for the same patient ID Re-attending between 3 & 9 months - Children	460	729	63.1%	63.4%	61.2%	59.7%
% of FP17s for the same patient ID Re-attending between 3 & 9 months - Adults	1,171	2,270	51.6%	56.9%	54.3%	51.7%
% of FP17s for Band 1 Urgent Courses	218	2,295	9.5%	7.5%	9.1%	9.2%
% of FP17s Relating to Free Repair or Replacements	19	2,295	0.8%	0.9%	0.9%	0.7%
% of FP17s Relating to Continuations	50	2,295	2.2%	0.9%	1.0%	0.8%
% of Patients satisfied with the dentistry they have received	1	1	N/A	94.6%	94.4%	93.5%
% of Patients satisfied with the time they had to wait for an appointment	1	1	N/A	86.1%	88.1%	87.4%

\* This is based on patients treated on this contract for their most recent course of treatment. Figures in italics indicate the base number of FP17s or Patient Questionnaire responses are less than 100. N/A is shown where the base number of responses is less than 10 during the period. % is calculated as Quantity/Base number\*100

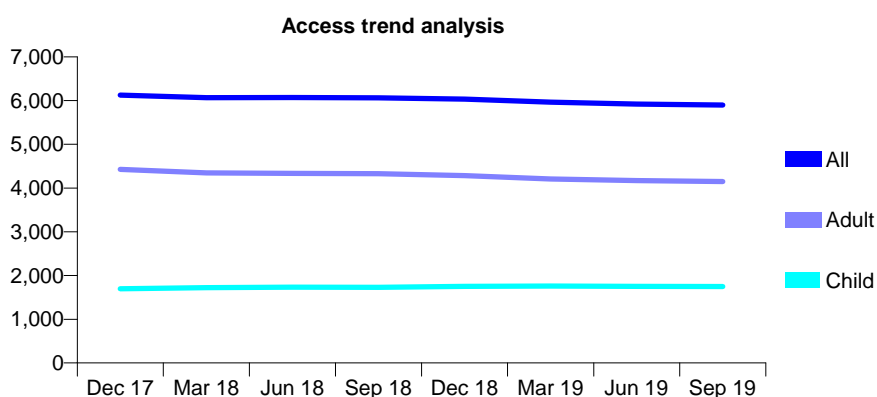
## Q52 - Vital Signs At a Glance Contract Report for 133981/0001 - September 2019

Name or company name	Farsley Dental Practice Limited
Contract type name	GDS Contract
Purpose of contract	General
Contract start date	01/04/2008
Contract end date	

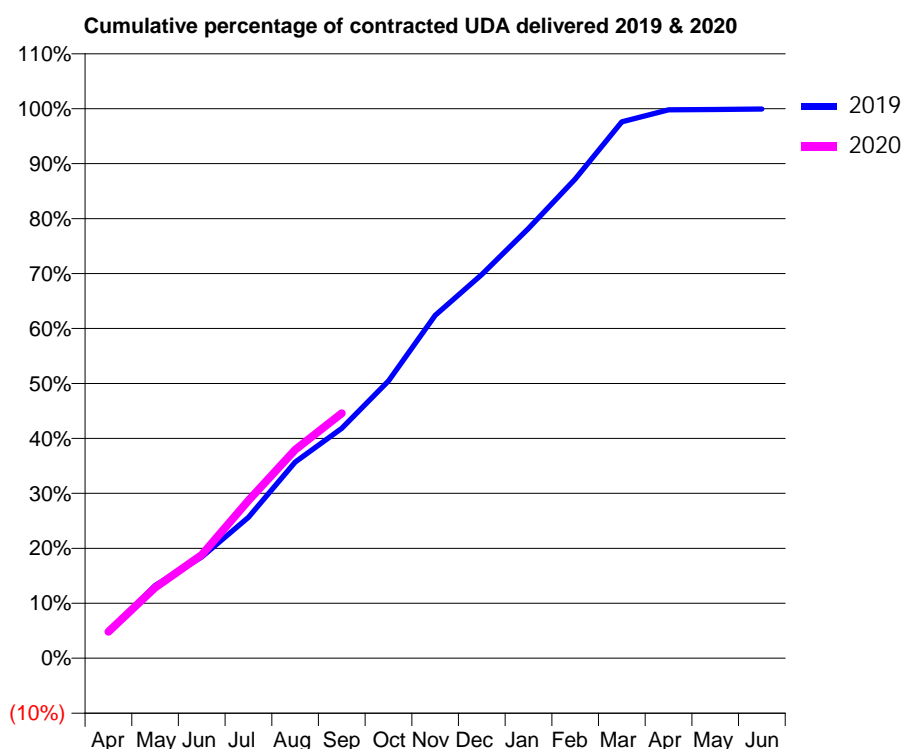
19/20 Contracted general activity (UDA)	17,651
Carry forward general activity (UDA)	16
19/20 Contracted orthodontic activity (UOA)	0
Carry forward orthodontic activity (UOA)	0
Baseline contract value	£550,835.96

### ACCESS\*

Patients seen in 24 months	Total	Change since previous quarter
Quarter ending September 2018	6,061	
Quarter ending December 2018	6,035	→
Quarter ending March 2019	5,965	↓
Quarter ending June 2019	5,923	→
Quarter ending September 2019	5,896	→
<b>Variance since September 2018</b>	<b>(2.7%)</b>	<b>↓</b>



### ACTIVITY



Month	2019	2020
April	837	849
May	2,336	2,266
June	3,253	3,316
July	4,526	5,064
August	6,299	6,697
September	7,384	7,868
October	8,907	
November	11,015	
December	12,324	
January	13,804	
February	15,391	
March	17,227	
April	17,617	
May	17,625	
June	17,635	

### QUALITY

	Quantity	Base Number	Contract	AT	Region	England
% of FP17s for the same patient ID Re-attending within 3 months - Children	80	1,293	6.2%	10.1%	12.1%	11.5%
% of FP17s for the same patient ID Re-attending within 3 months - Adults	343	2,983	11.5%	13.4%	15.6%	15.4%
% of FP17s for the same patient ID Re-attending between 3 & 9 months - Children	844	1,293	65.3%	63.4%	61.2%	59.7%
% of FP17s for the same patient ID Re-attending between 3 & 9 months - Adults	1,967	2,983	65.9%	56.9%	54.3%	51.7%
% of FP17s for Band 1 Urgent Courses	282	4,062	6.9%	7.5%	9.1%	9.2%
% of FP17s Relating to Free Repair or Replacements	28	4,062	0.7%	0.9%	0.9%	0.7%
% of FP17s Relating to Continuations	12	4,062	0.3%	0.9%	1.0%	0.8%
% of Patients satisfied with the dentistry they have received	0	0	N/A	94.6%	94.4%	93.5%
% of Patients satisfied with the time they had to wait for an appointment	0	0	N/A	86.1%	88.1%	87.4%

\* This is based on patients treated on this contract for their most recent course of treatment.

Figures in italics indicate the base number of FP17s or Patient Questionnaire responses are less than 100. N/A is shown where the base number of responses is less than 10 during the period. % is calculated as Quantity/Base number\*100

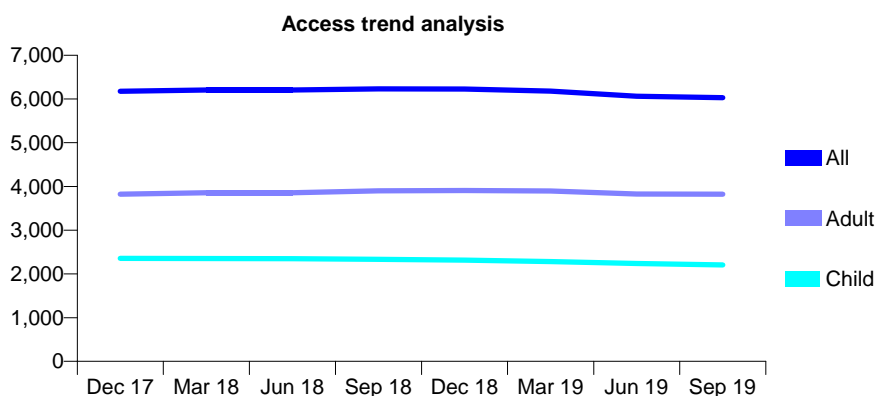
## Q52 - Vital Signs At a Glance Contract Report for 135658/0001 - September 2019

Name or company name	Fartown Limited
Contract type name	GDS Contract
Purpose of contract	General
Contract start date	01/05/2013
Contract end date	

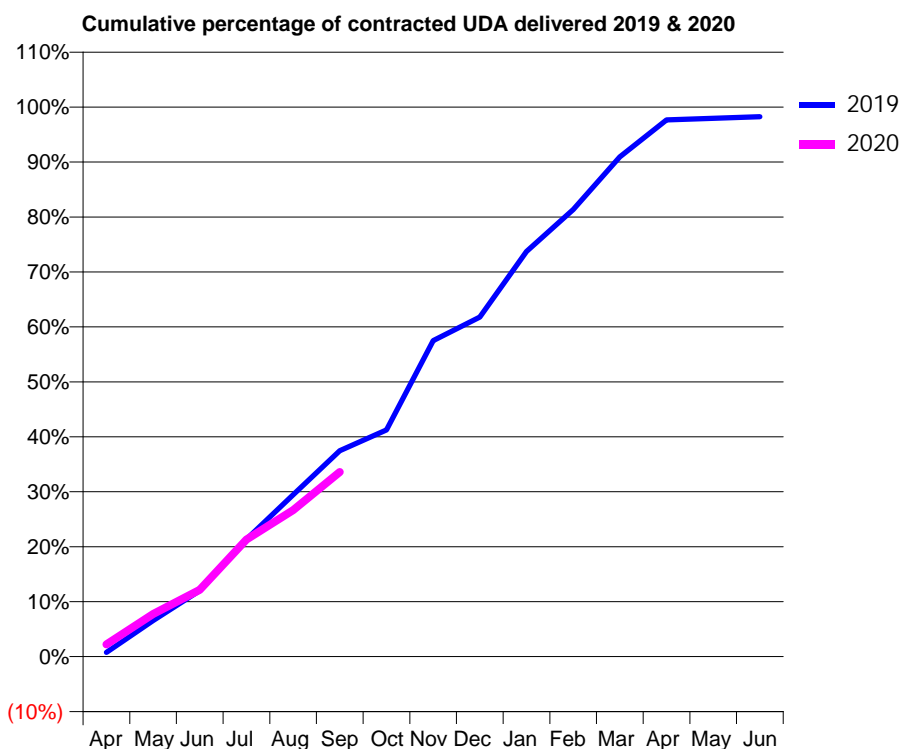
19/20 Contracted general activity (UDA)	21,000
Carry forward general activity (UDA)	370
19/20 Contracted orthodontic activity (UOA)	0
Carry forward orthodontic activity (UOA)	0
Baseline contract value	£602,072.13

### ACCESS\*

Patients seen in 24 months	Total	Change since previous quarter
Quarter ending September 2018	6,234	
Quarter ending December 2018	6,226	→
Quarter ending March 2019	6,180	→
Quarter ending June 2019	6,062	↓
Quarter ending September 2019	6,029	→
<b>Variance since September 2018</b>	<b>(3.3%)</b>	<b>↓</b>



### ACTIVITY



Month	Adjusted Scheduled Activity (UDA)	
	2019	2020
April	164	472
May	1,381	1,627
June	2,524	2,556
July	4,485	4,474
August	6,187	5,598
September	7,868	7,057
October	8,667	
November	12,078	
December	12,974	
January	15,478	
February	17,084	
March	19,096	
April	20,507	
May	20,568	
June	20,630	

### QUALITY

	Quantity	Base Number	Contract	AT	Region	England
% of FP17s for the same patient ID Re-attending within 3 months - Children	95	1,495	6.4%	10.1%	12.1%	11.5%
% of FP17s for the same patient ID Re-attending within 3 months - Adults	502	2,678	18.7%	13.4%	15.6%	15.4%
% of FP17s for the same patient ID Re-attending between 3 & 9 months - Children	864	1,495	57.8%	63.4%	61.2%	59.7%
% of FP17s for the same patient ID Re-attending between 3 & 9 months - Adults	1,438	2,678	53.7%	56.9%	54.3%	51.7%
% of FP17s for Band 1 Urgent Courses	467	3,519	13.3%	7.5%	9.1%	9.2%
% of FP17s Relating to Free Repair or Replacements	11	3,519	0.3%	0.9%	0.9%	0.7%
% of FP17s Relating to Continuations	12	3,519	0.3%	0.9%	1.0%	0.8%
% of Patients satisfied with the dentistry they have received	1	1	N/A	94.6%	94.4%	93.5%
% of Patients satisfied with the time they had to wait for an appointment	1	1	N/A	86.1%	88.1%	87.4%

\* This is based on patients treated on this contract for their most recent course of treatment. Figures in italics indicate the base number of FP17s or Patient Questionnaire responses are less than 100. N/A is shown where the base number of responses is less than 10 during the period. % is calculated as Quantity/Base number\*100

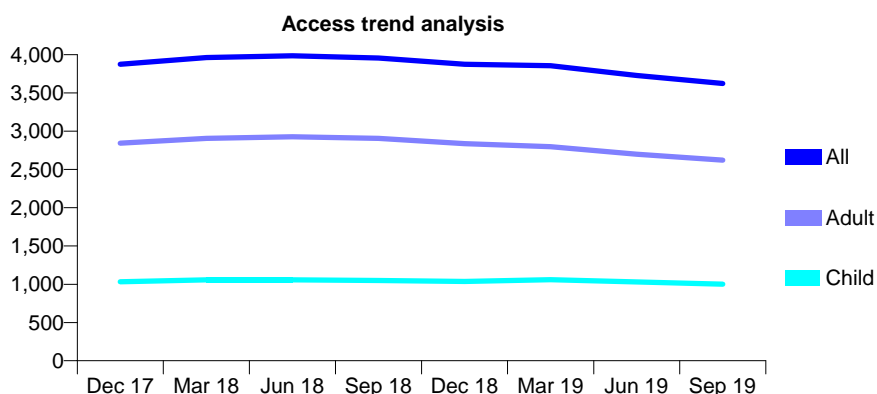
## Q52 - Vital Signs At a Glance Contract Report for 138401/0001 - September 2019

Name or company name	Beechwood Dental Practice Ltd
Contract type name	GDS Contract
Purpose of contract	General
Contract start date	01/01/2011
Contract end date	

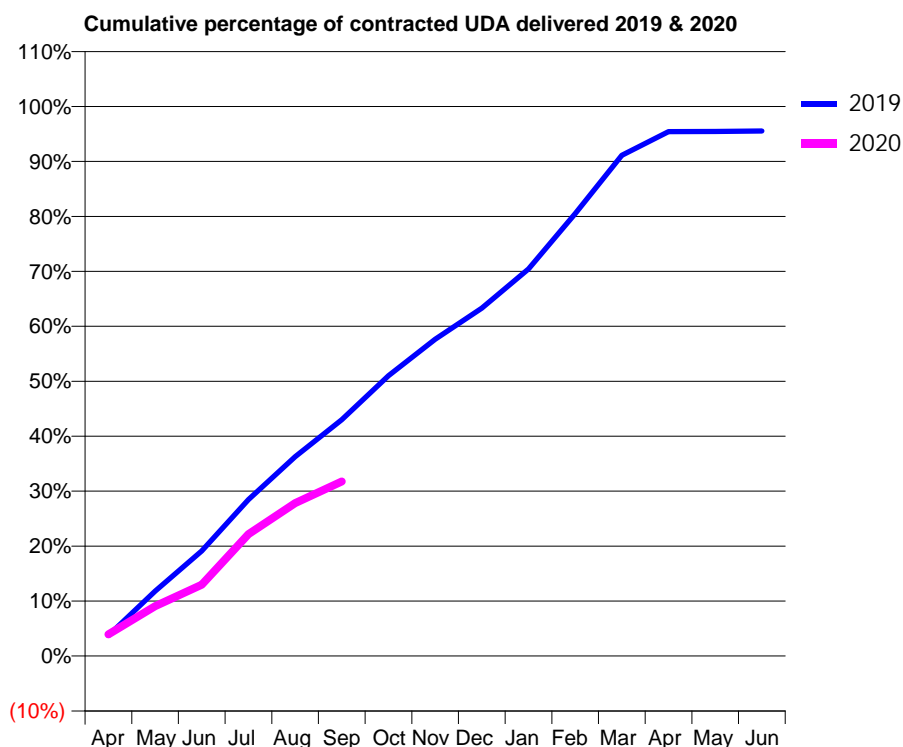
19/20 Contracted general activity (UDA)	12,770
Carry forward general activity (UDA)	0
19/20 Contracted orthodontic activity (UOA)	0
Carry forward orthodontic activity (UOA)	0
Baseline contract value	£388,130.37

### ACCESS\*

Patients seen in 24 months	Total	Change since previous quarter
Quarter ending September 2018	3,955	
Quarter ending December 2018	3,873	↓
Quarter ending March 2019	3,857	→
Quarter ending June 2019	3,728	↓
Quarter ending September 2019	3,625	↓
<b>Variance since September 2018</b>	<b>(8.3%)</b>	<b>↓</b>



### ACTIVITY



Month	Adjusted Scheduled Activity (UDA)	
	2019	2020
April	479	505
May	1,509	1,157
June	2,442	1,658
July	3,638	2,833
August	4,632	3,553
September	5,488	4,055
October	6,515	
November	7,360	
December	8,084	
January	8,995	
February	10,280	
March	11,634	
April	12,183	
May	12,189	
June	12,200	

### QUALITY

	Quantity	Base Number	Contract	AT	Region	England
% of FP17s for the same patient ID Re-attending within 3 months - Children	63	478	13.2%	10.1%	12.1%	11.5%
% of FP17s for the same patient ID Re-attending within 3 months - Adults	398	1,383	28.8%	13.4%	15.6%	15.4%
% of FP17s for the same patient ID Re-attending between 3 & 9 months - Children	181	478	37.9%	63.4%	61.2%	59.7%
% of FP17s for the same patient ID Re-attending between 3 & 9 months - Adults	459	1,383	33.2%	56.9%	54.3%	51.7%
% of FP17s for Band 1 Urgent Courses	298	1,641	18.2%	7.5%	9.1%	9.2%
% of FP17s Relating to Free Repair or Replacements	87	1,641	5.3%	0.9%	0.9%	0.7%
% of FP17s Relating to Continuations	34	1,641	2.1%	0.9%	1.0%	0.8%
% of Patients satisfied with the dentistry they have received	1	1	N/A	94.6%	94.4%	93.5%
% of Patients satisfied with the time they had to wait for an appointment	1	1	N/A	86.1%	88.1%	87.4%

\* This is based on patients treated on this contract for their most recent course of treatment. Figures in italics indicate the base number of FP17s or Patient Questionnaire responses are less than 100. N/A is shown where the base number of responses is less than 10 during the period. % is calculated as Quantity/Base number\*100

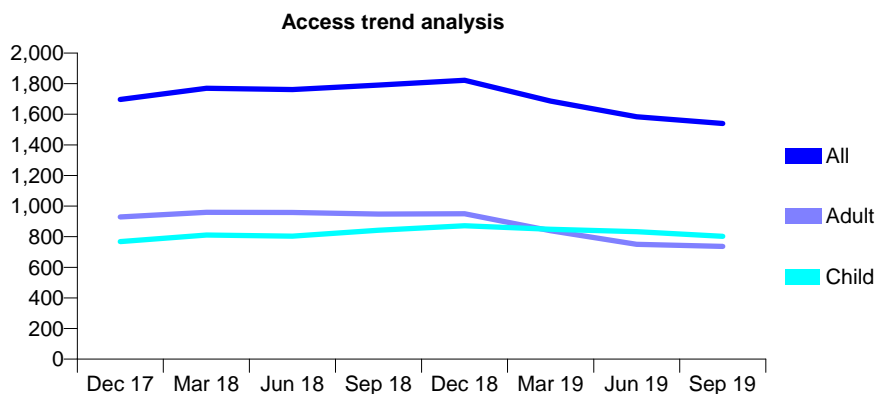
## Q52 - Vital Signs At a Glance Contract Report for 138509/0002 - September 2019

Name or company name	Marlborough Road Dental Practice
Contract type name	GDS Contract
Purpose of contract	General
Contract start date	07/09/2010
Contract end date	

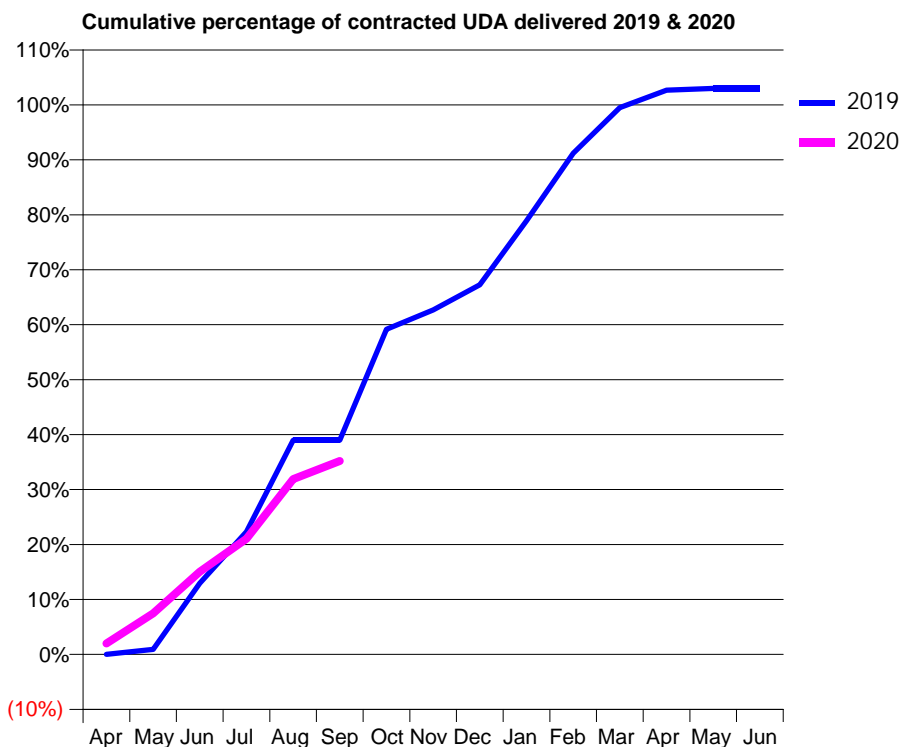
19/20 Contracted general activity (UDA)	6,000
Carry forward general activity (UDA)	-120
19/20 Contracted orthodontic activity (UOA)	0
Carry forward orthodontic activity (UOA)	0
Baseline contract value	£177,716.27

### ACCESS\*

Patients seen in 24 months	Total	Change since previous quarter
Quarter ending September 2018	1,790	
Quarter ending December 2018	1,822	→
Quarter ending March 2019	1,687	↓
Quarter ending June 2019	1,584	↓
Quarter ending September 2019	1,539	↓
<b>Variance since September 2018</b>	<b>(14.0%)</b>	<b>↓</b>



### ACTIVITY



Month	Adjusted Scheduled Activity (UDA)	
	2019	2020
April	0	120
May	55	448
June	777	903
July	1,340	1,264
August	2,339	1,913
September	2,339	2,111
October	3,549	
November	3,762	
December	4,035	
January	4,734	
February	5,471	
March	5,970	
April	6,160	
May	6,178	
June	6,178	

### QUALITY

	Quantity	Base Number	Contract	AT	Region	England
% of FP17s for the same patient ID Re-attending within 3 months - Children	27	707	3.8%	10.1%	12.1%	11.5%
% of FP17s for the same patient ID Re-attending within 3 months - Adults	43	503	8.5%	13.4%	15.6%	15.4%
% of FP17s for the same patient ID Re-attending between 3 & 9 months - Children	570	707	80.6%	63.4%	61.2%	59.7%
% of FP17s for the same patient ID Re-attending between 3 & 9 months - Adults	378	503	75.1%	56.9%	54.3%	51.7%
% of FP17s for Band 1 Urgent Courses	47	1,081	4.3%	7.5%	9.1%	9.2%
% of FP17s Relating to Free Repair or Replacements	1	1,081	0.1%	0.9%	0.9%	0.7%
% of FP17s Relating to Continuations	2	1,081	0.2%	0.9%	1.0%	0.8%
% of Patients satisfied with the dentistry they have received	0	0	N/A	94.6%	94.4%	93.5%
% of Patients satisfied with the time they had to wait for an appointment	0	0	N/A	86.1%	88.1%	87.4%

\* This is based on patients treated on this contract for their most recent course of treatment. Figures in italics indicate the base number of FP17s or Patient Questionnaire responses are less than 100. N/A is shown where the base number of responses is less than 10 during the period. % is calculated as Quantity/Base number\*100

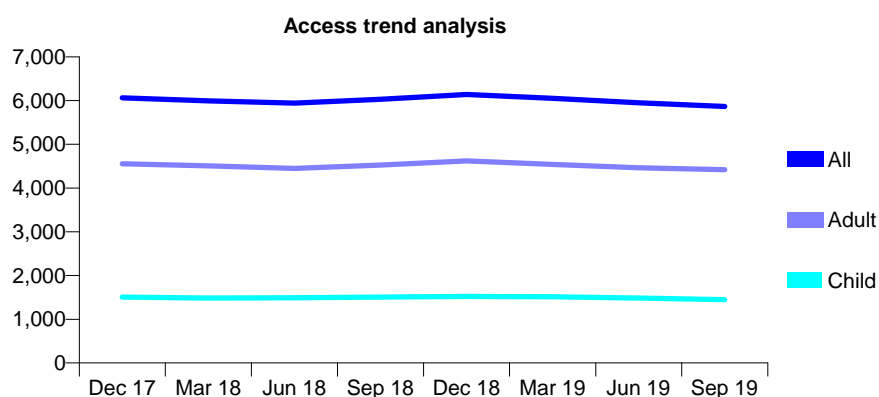
## Q52 - Vital Signs At a Glance Contract Report for 138924/0001 - September 2019

Name or company name	Clayton Dental Practice Ltd
Contract type name	PDS Contract
Purpose of contract	General
Contract start date	01/01/2012
Contract end date	31/12/2021

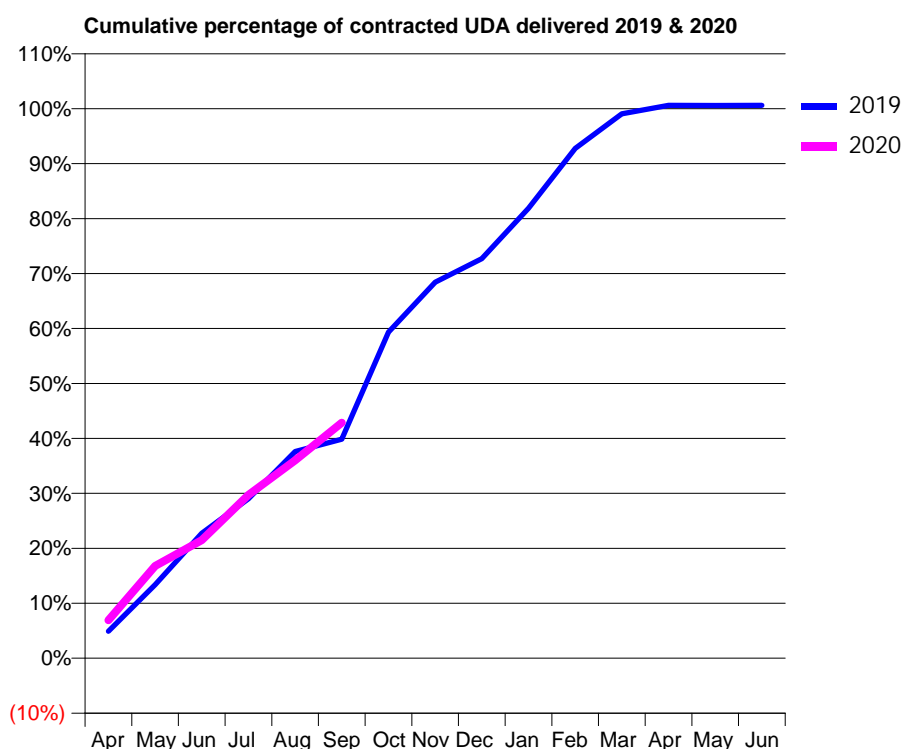
19/20 Contracted general activity (UDA)	15,103
Carry forward general activity (UDA)	-89
19/20 Contracted orthodontic activity (UOA)	0
Carry forward orthodontic activity (UOA)	0
Baseline contract value	£487,761.15

### ACCESS\*

Patients seen in 24 months	Total	Change since previous quarter
Quarter ending September 2018	6,030	
Quarter ending December 2018	6,141	→
Quarter ending March 2019	6,054	↓
Quarter ending June 2019	5,950	↓
Quarter ending September 2019	5,868	↓
<b>Variance since September 2018</b>	<b>(2.7%)</b>	<b>↓</b>



### ACTIVITY



Month	2019	2020
April	743	1,048
May	2,021	2,535
June	3,433	3,244
July	4,380	4,487
August	5,680	5,442
September	6,022	6,476
October	8,964	
November	10,333	
December	10,978	
January	12,369	
February	14,011	
March	14,958	
April	15,193	
May	15,191	
June	15,192	

### QUALITY

	Quantity	Base Number	Contract	AT	Region	England
% of FP17s for the same patient ID Re-attending within 3 months - Children	89	1,026	8.7%	10.1%	12.1%	11.5%
% of FP17s for the same patient ID Re-attending within 3 months - Adults	239	2,474	9.7%	13.4%	15.6%	15.4%
% of FP17s for the same patient ID Re-attending between 3 & 9 months - Children	568	1,026	55.4%	63.4%	61.2%	59.7%
% of FP17s for the same patient ID Re-attending between 3 & 9 months - Adults	1,069	2,474	43.2%	56.9%	54.3%	51.7%
% of FP17s for Band 1 Urgent Courses	184	3,399	5.4%	7.5%	9.1%	9.2%
% of FP17s Relating to Free Repair or Replacements	22	3,399	0.6%	0.9%	0.9%	0.7%
% of FP17s Relating to Continuations	11	3,399	0.3%	0.9%	1.0%	0.8%
% of Patients satisfied with the dentistry they have received	1	1	N/A	94.6%	94.4%	93.5%
% of Patients satisfied with the time they had to wait for an appointment	1	1	N/A	86.1%	88.1%	87.4%

\* This is based on patients treated on this contract for their most recent course of treatment. Figures in italics indicate the base number of FP17s or Patient Questionnaire responses are less than 100. N/A is shown where the base number of responses is less than 10 during the period. % is calculated as Quantity/Base number\*100

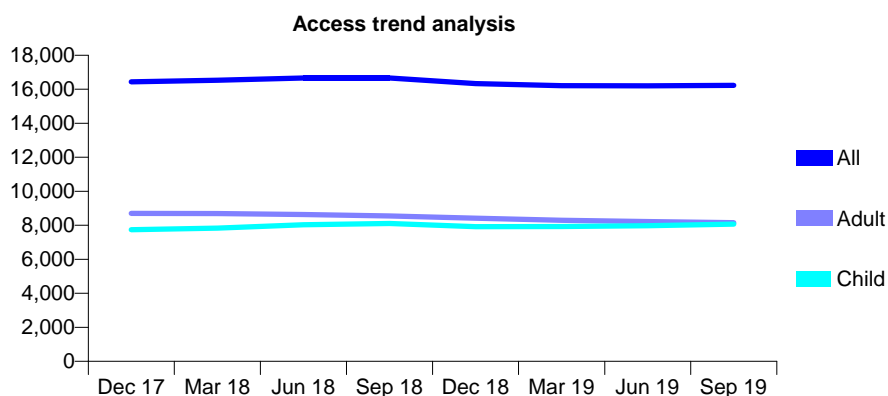
## Q52 - Vital Signs At a Glance Contract Report for 139599/0001 - September 2019

Name or company name	Allerton Dental Limited
Contract type name	GDS Contract
Purpose of contract	General
Contract start date	01/08/2014
Contract end date	

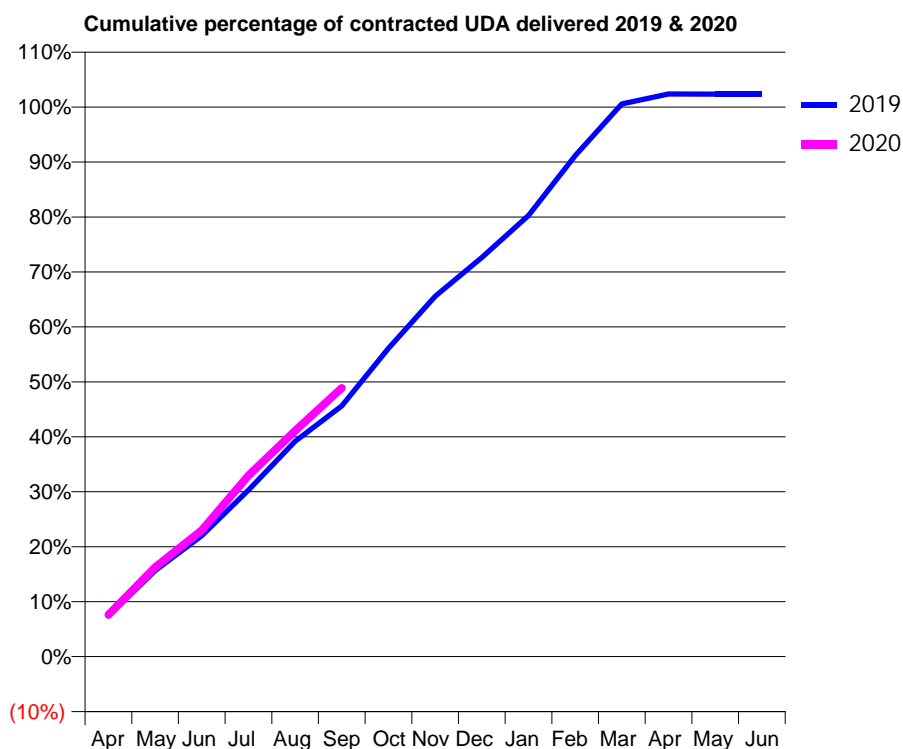
19/20 Contracted general activity (UDA)	43,917
Carry forward general activity (UDA)	-878
19/20 Contracted orthodontic activity (UOA)	0
Carry forward orthodontic activity (UOA)	0
Baseline contract value	£1,200,436.15

### ACCESS\*

Patients seen in 24 months	Total	Change since previous quarter
Quarter ending September 2018	16,665	
Quarter ending December 2018	16,335	↓
Quarter ending March 2019	16,213	→
Quarter ending June 2019	16,198	→
Quarter ending September 2019	16,230	→
<b>Variance since September 2018</b>	<b>(2.6%)</b>	<b>↓</b>



### ACTIVITY



Month	Adjusted Scheduled Activity (UDA)	
	2019	2020
April	3,246	3,346
May	6,876	7,146
June	9,662	10,095
July	13,302	14,469
August	17,206	18,053
September	20,043	21,470
October	24,636	
November	28,788	
December	31,895	
January	35,261	
February	40,036	
March	44,174	
April	44,959	
May	44,947	
June	44,947	

### QUALITY

	Quantity	Base Number	Contract	AT	Region	England
% of FP17s for the same patient ID Re-attending within 3 months - Children	365	6,170	5.9%	10.1%	12.1%	11.5%
% of FP17s for the same patient ID Re-attending within 3 months - Adults	494	5,418	9.1%	13.4%	15.6%	15.4%
% of FP17s for the same patient ID Re-attending between 3 & 9 months - Children	3,856	6,170	62.5%	63.4%	61.2%	59.7%
% of FP17s for the same patient ID Re-attending between 3 & 9 months - Adults	3,594	5,418	66.3%	56.9%	54.3%	51.7%
% of FP17s for Band 1 Urgent Courses	498	11,127	4.5%	7.5%	9.1%	9.2%
% of FP17s Relating to Free Repair or Replacements	33	11,127	0.3%	0.9%	0.9%	0.7%
% of FP17s Relating to Continuations	21	11,127	0.2%	0.9%	1.0%	0.8%
% of Patients satisfied with the dentistry they have received	7	7	N/A	94.6%	94.4%	93.5%
% of Patients satisfied with the time they had to wait for an appointment	3	7	N/A	86.1%	88.1%	87.4%

\* This is based on patients treated on this contract for their most recent course of treatment. Figures in italics indicate the base number of FP17s or Patient Questionnaire responses are less than 100. N/A is shown where the base number of responses is less than 10 during the period. % is calculated as Quantity/Base number\*100



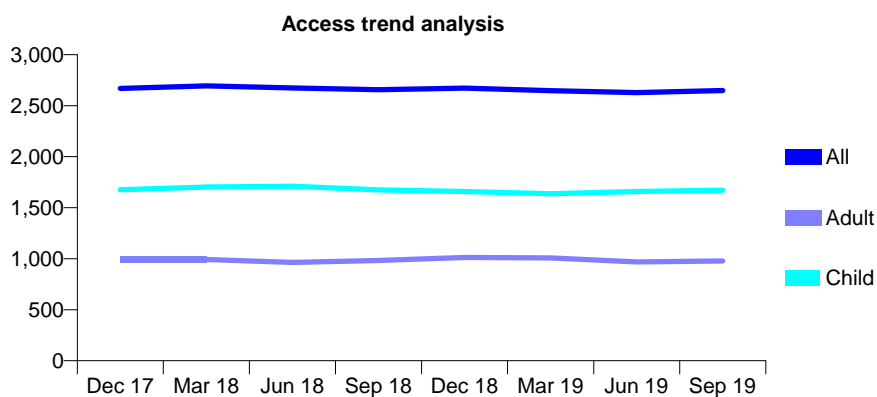
## Q52 - Vital Signs At a Glance Contract Report for 140155/0001 - September 2019

Name or company name	S & S Care Limited
Contract type name	GDS Contract
Purpose of contract	General
Contract start date	01/11/2009
Contract end date	

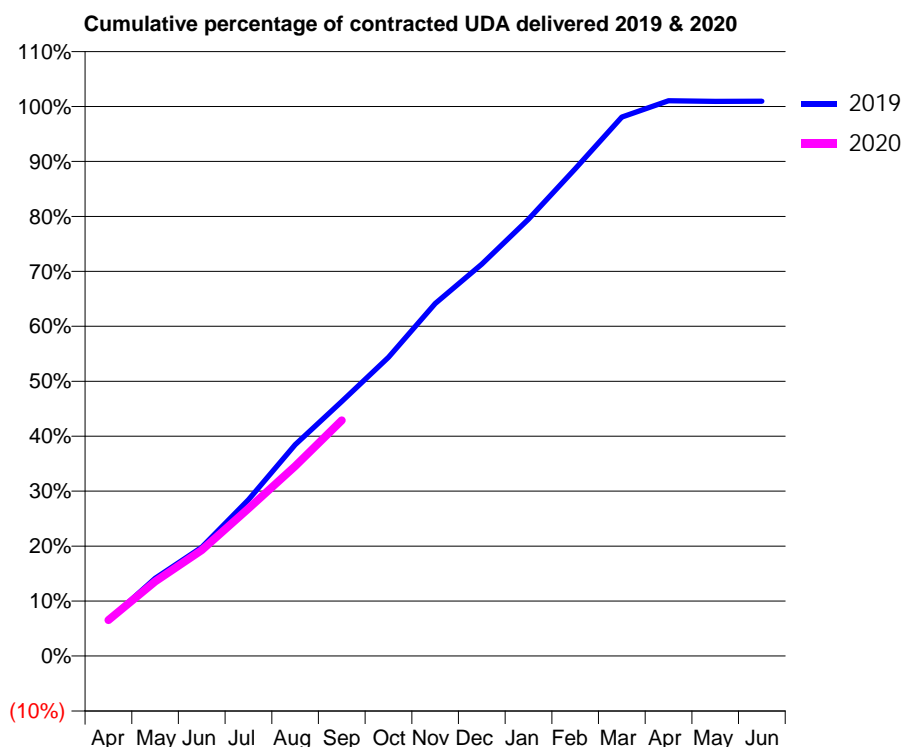
19/20 Contracted general activity (UDA)	6,546
Carry forward general activity (UDA)	-131
19/20 Contracted orthodontic activity (UOA)	0
Carry forward orthodontic activity (UOA)	0
Baseline contract value	£253,604.70

### ACCESS\*

Patients seen in 24 months	Total	Change since previous quarter
Quarter ending September 2018	2,657	
Quarter ending December 2018	2,672	→
Quarter ending March 2019	2,646	→
Quarter ending June 2019	2,628	→
Quarter ending September 2019	2,649	→
<b>Variance since September 2018</b>	<b>(0.3%)</b>	<b>→</b>



### ACTIVITY



Month	Adjusted Scheduled Activity (UDA)	
	2019	2020
April	426	427
May	925	887
June	1,295	1,262
July	1,863	1,755
August	2,518	2,261
September	3,032	2,807
October	3,559	
November	4,200	
December	4,667	
January	5,203	
February	5,804	
March	6,420	
April	6,614	
May	6,606	
June	6,610	

### QUALITY

	Quantity	Base Number	Contract	AT	Region	England
% of FP17s for the same patient ID Re-attending within 3 months - Children	162	1,510	10.7%	10.1%	12.1%	11.5%
% of FP17s for the same patient ID Re-attending within 3 months - Adults	37	472	7.8%	13.4%	15.6%	15.4%
% of FP17s for the same patient ID Re-attending between 3 & 9 months - Children	1,029	1,510	68.1%	63.4%	61.2%	59.7%
% of FP17s for the same patient ID Re-attending between 3 & 9 months - Adults	285	472	60.4%	56.9%	54.3%	51.7%
% of FP17s for Band 1 Urgent Courses	46	1,852	2.5%	7.5%	9.1%	9.2%
% of FP17s Relating to Free Repair or Replacements	0	1,852	0.0%	0.9%	0.9%	0.7%
% of FP17s Relating to Continuations	1	1,852	0.1%	0.9%	1.0%	0.8%
% of Patients satisfied with the dentistry they have received	0	0	N/A	94.6%	94.4%	93.5%
% of Patients satisfied with the time they had to wait for an appointment	0	0	N/A	86.1%	88.1%	87.4%

\* This is based on patients treated on this contract for their most recent course of treatment. Figures in italics indicate the base number of FP17s or Patient Questionnaire responses are less than 100. N/A is shown where the base number of responses is less than 10 during the period. % is calculated as Quantity/Base number\*100

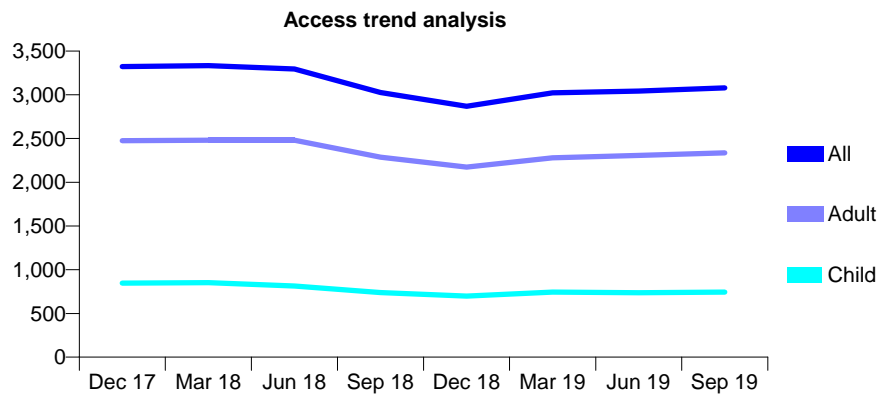
## Q52 - Vital Signs At a Glance Contract Report for 140686/0001 - September 2019

Name or company name	C.J. Harker & Associates Ltd
Contract type name	GDS Contract
Purpose of contract	General
Contract start date	01/05/2008
Contract end date	

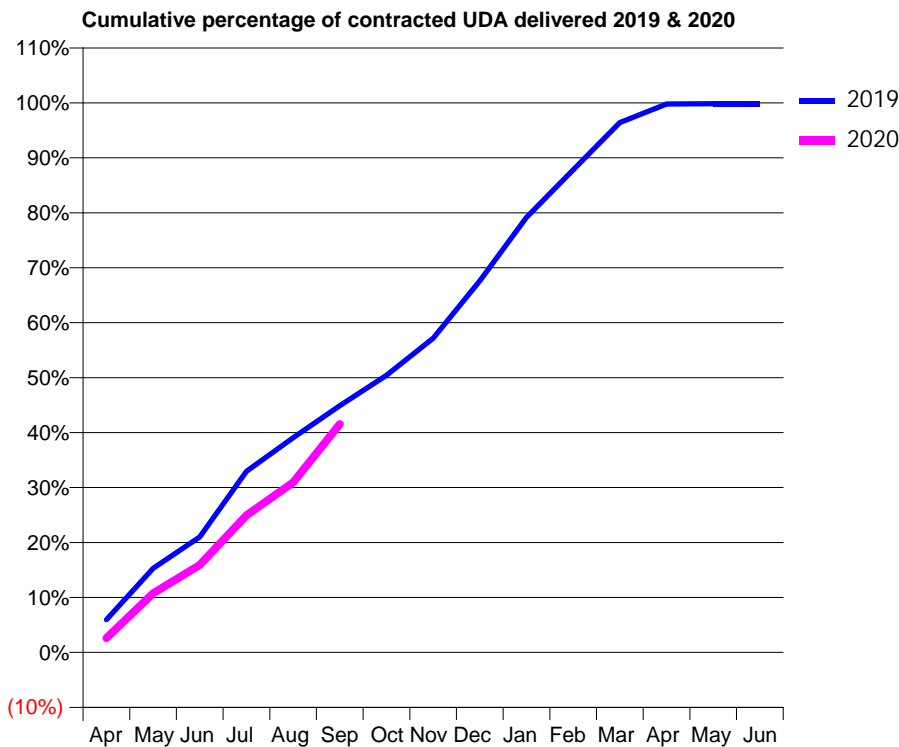
19/20 Contracted general activity (UDA)	7,582
Carry forward general activity (UDA)	12
19/20 Contracted orthodontic activity (UOA)	0
Carry forward orthodontic activity (UOA)	0
Baseline contract value	£194,728.69

### ACCESS\*

Patients seen in 24 months	Total	Change since previous quarter
Quarter ending September 2018	3,026	
Quarter ending December 2018	2,869	↓
Quarter ending March 2019	3,022	↑
Quarter ending June 2019	3,043	→
Quarter ending September 2019	3,079	→
<b>Variance since September 2018</b>	<b>1.8%</b>	<b>→</b>



### ACTIVITY



Month	Adjusted Scheduled Activity (UDA)	
	2019	2020
April	452	198
May	1,160	815
June	1,592	1,208
July	2,497	1,892
August	2,963	2,347
September	3,404	3,150
October	3,823	
November	4,336	
December	5,126	
January	6,002	
February	6,658	
March	7,309	
April	7,566	
May	7,570	
June	7,570	

### QUALITY

	Quantity	Base Number	Contract	AT	Region	England
% of FP17s for the same patient ID Re-attending within 3 months - Children	19	509	3.7%	10.1%	12.1%	11.5%
% of FP17s for the same patient ID Re-attending within 3 months - Adults	111	1,514	7.3%	13.4%	15.6%	15.4%
% of FP17s for the same patient ID Re-attending between 3 & 9 months - Children	245	509	48.1%	63.4%	61.2%	59.7%
% of FP17s for the same patient ID Re-attending between 3 & 9 months - Adults	619	1,514	40.9%	56.9%	54.3%	51.7%
% of FP17s for Band 1 Urgent Courses	111	1,869	5.9%	7.5%	9.1%	9.2%
% of FP17s Relating to Free Repair or Replacements	10	1,869	0.5%	0.9%	0.9%	0.7%
% of FP17s Relating to Continuations	19	1,869	1.0%	0.9%	1.0%	0.8%
% of Patients satisfied with the dentistry they have received	1	1	N/A	94.6%	94.4%	93.5%
% of Patients satisfied with the time they had to wait for an appointment	1	1	N/A	86.1%	88.1%	87.4%

\* This is based on patients treated on this contract for their most recent course of treatment. Figures in italics indicate the base number of FP17s or Patient Questionnaire responses are less than 100. N/A is shown where the base number of responses is less than 10 during the period. % is calculated as Quantity/Base number\*100

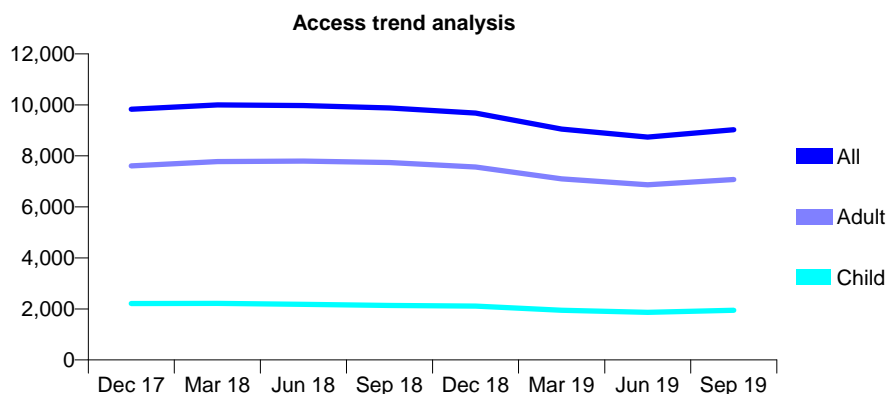
## Q52 - Vital Signs At a Glance Contract Report for 140686/0002 - September 2019

Name or company name	C.J. Harker & Associates Ltd
Contract type name	GDS Contract
Purpose of contract	General
Contract start date	01/05/2008
Contract end date	

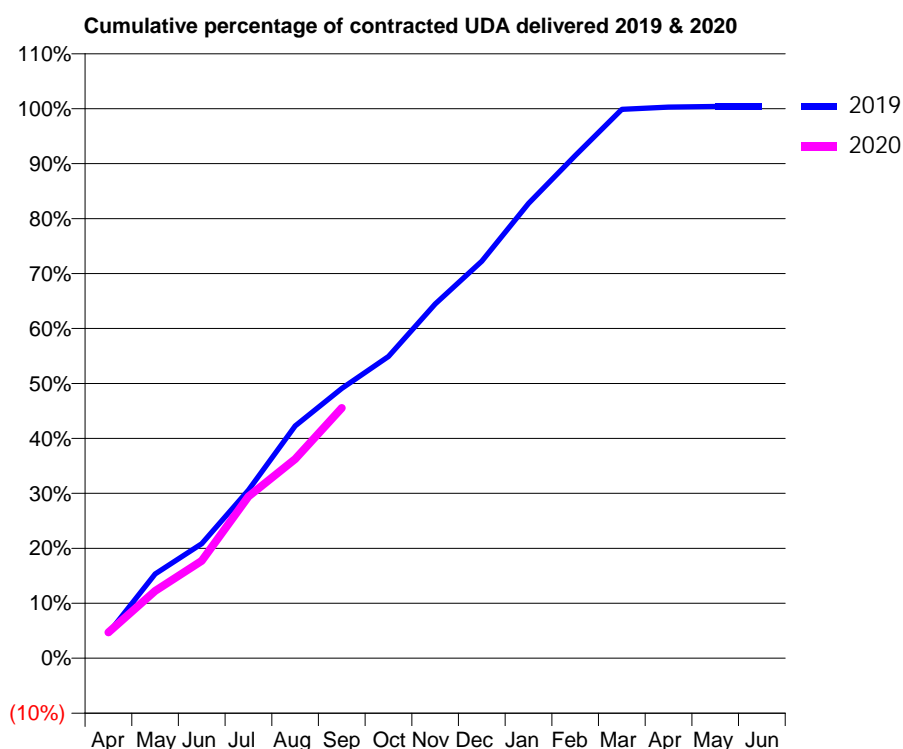
19/20 Contracted general activity (UDA)	24,843
Carry forward general activity (UDA)	-101
19/20 Contracted orthodontic activity (UOA)	0
Carry forward orthodontic activity (UOA)	0
Baseline contract value	£711,836.55

### ACCESS\*

Patients seen in 24 months	Total	Change since previous quarter
Quarter ending September 2018	9,879	
Quarter ending December 2018	9,675	↓
Quarter ending March 2019	9,047	↓
Quarter ending June 2019	8,737	↓
Quarter ending September 2019	9,026	↑
<b>Variance since September 2018</b>	<b>(8.6%)</b>	<b>↓</b>



### ACTIVITY



Month	2019	2020
April	1,139	1,166
May	3,812	3,040
June	5,176	4,407
July	7,597	7,307
August	10,505	9,003
September	12,195	11,310
October	13,640	
November	16,012	
December	17,943	
January	20,563	
February	22,722	
March	24,809	
April	24,910	
May	24,944	
June	24,944	

### QUALITY

	Quantity	Base Number	Contract	AT	Region	England
% of FP17s for the same patient ID Re-attending within 3 months - Children	69	1,527	4.5%	10.1%	12.1%	11.5%
% of FP17s for the same patient ID Re-attending within 3 months - Adults	443	4,878	9.1%	13.4%	15.6%	15.4%
% of FP17s for the same patient ID Re-attending between 3 & 9 months - Children	1,000	1,527	65.5%	63.4%	61.2%	59.7%
% of FP17s for the same patient ID Re-attending between 3 & 9 months - Adults	2,154	4,878	44.2%	56.9%	54.3%	51.7%
% of FP17s for Band 1 Urgent Courses	511	6,335	8.1%	7.5%	9.1%	9.2%
% of FP17s Relating to Free Repair or Replacements	45	6,335	0.7%	0.9%	0.9%	0.7%
% of FP17s Relating to Continuations	88	6,335	1.4%	0.9%	1.0%	0.8%
% of Patients satisfied with the dentistry they have received	4	4	N/A	94.6%	94.4%	93.5%
% of Patients satisfied with the time they had to wait for an appointment	3	4	N/A	86.1%	88.1%	87.4%

\* This is based on patients treated on this contract for their most recent course of treatment.

Figures in italics indicate the base number of FP17s or Patient Questionnaire responses are less than 100. N/A is shown where the base number of responses is less than 10 during the period. % is calculated as Quantity/Base number\*100

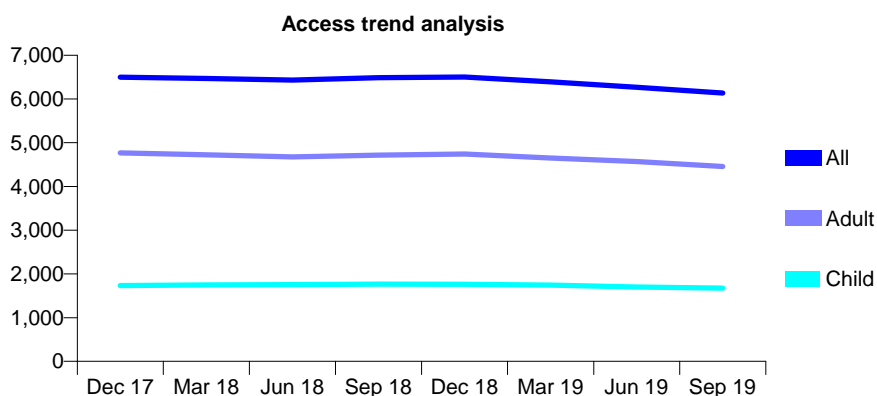
## Q52 - Vital Signs At a Glance Contract Report for 141976/0001 - September 2019

Name or company name	Dalton Dental Care
Contract type name	GDS Contract
Purpose of contract	General
Contract start date	01/05/2008
Contract end date	

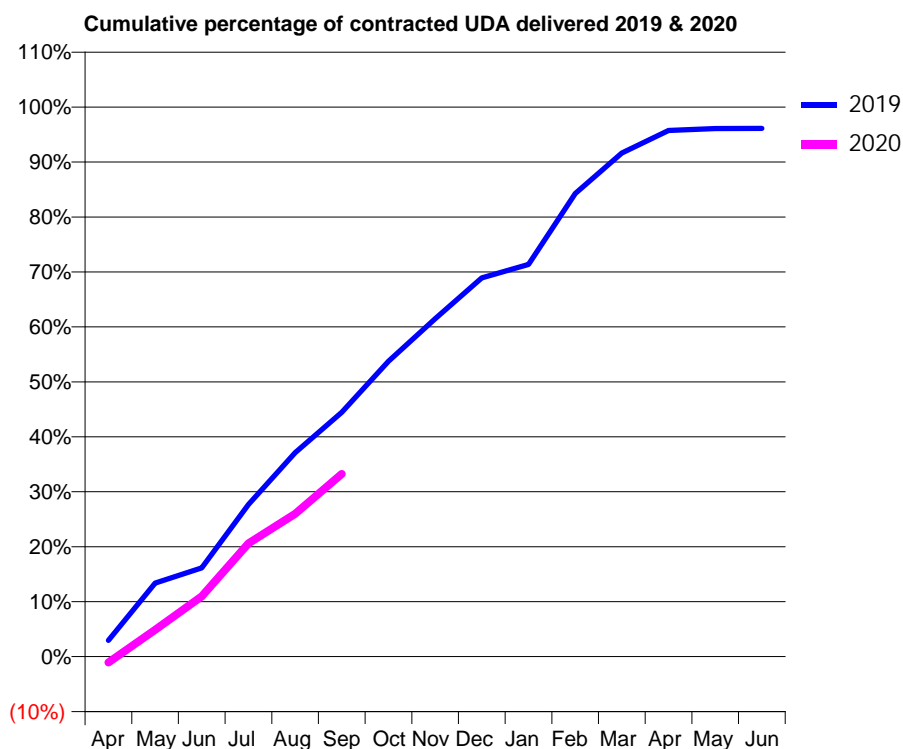
19/20 Contracted general activity (UDA)	18,170
Carry forward general activity (UDA)	706
19/20 Contracted orthodontic activity (UOA)	0
Carry forward orthodontic activity (UOA)	0
Baseline contract value	£572,044.80

### ACCESS\*

Patients seen in 24 months	Total	Change since previous quarter
Quarter ending September 2018	6,485	
Quarter ending December 2018	6,501	→
Quarter ending March 2019	6,391	↓
Quarter ending June 2019	6,271	↓
Quarter ending September 2019	6,136	↓
<b>Variance since September 2018</b>	<b>(5.4%)</b>	<b>↓</b>



### ACTIVITY



Month	Adjusted Scheduled Activity (UDA)	
	2019	2020
April	538	-198
May	2,430	888
June	2,934	1,994
July	5,031	3,745
August	6,744	4,725
September	8,081	6,037
October	9,766	
November	11,177	
December	12,522	
January	12,967	
February	15,312	
March	16,653	
April	17,396	
May	17,460	
June	17,464	

### QUALITY

	Quantity	Base Number	Contract	AT	Region	England
% of FP17s for the same patient ID Re-attending within 3 months - Children	68	1,101	6.2%	10.1%	12.1%	11.5%
% of FP17s for the same patient ID Re-attending within 3 months - Adults	407	3,199	12.7%	13.4%	15.6%	15.4%
% of FP17s for the same patient ID Re-attending between 3 & 9 months - Children	681	1,101	61.9%	63.4%	61.2%	59.7%
% of FP17s for the same patient ID Re-attending between 3 & 9 months - Adults	2,010	3,199	62.8%	56.9%	54.3%	51.7%
% of FP17s for Band 1 Urgent Courses	234	3,864	6.1%	7.5%	9.1%	9.2%
% of FP17s Relating to Free Repair or Replacements	18	3,864	0.5%	0.9%	0.9%	0.7%
% of FP17s Relating to Continuations	66	3,864	1.7%	0.9%	1.0%	0.8%
% of Patients satisfied with the dentistry they have received	0	1	N/A	94.6%	94.4%	93.5%
% of Patients satisfied with the time they had to wait for an appointment	0	1	N/A	86.1%	88.1%	87.4%

\* This is based on patients treated on this contract for their most recent course of treatment. Figures in italics indicate the base number of FP17s or Patient Questionnaire responses are less than 100. N/A is shown where the base number of responses is less than 10 during the period. % is calculated as Quantity/Base number\*100

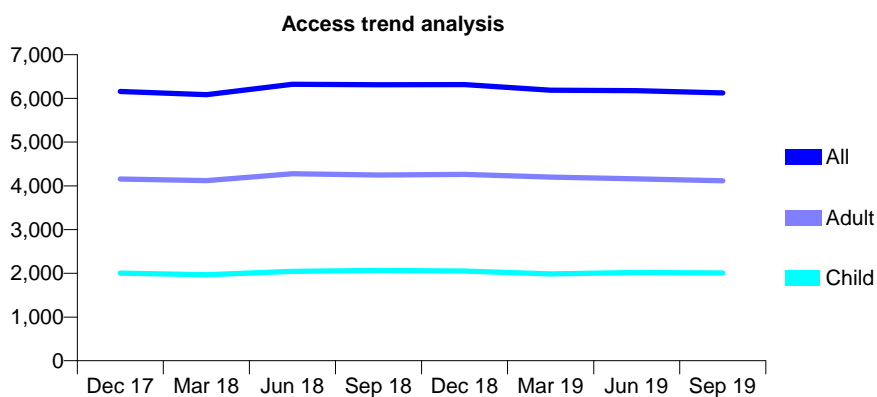
## Q52 - Vital Signs At a Glance Contract Report for 143170/0001 - September 2019

Name or company name	Joe Kelly & Associates Ltd
Contract type name	GDS Contract
Purpose of contract	General and Orthodontic
Contract start date	01/11/2011
Contract end date	

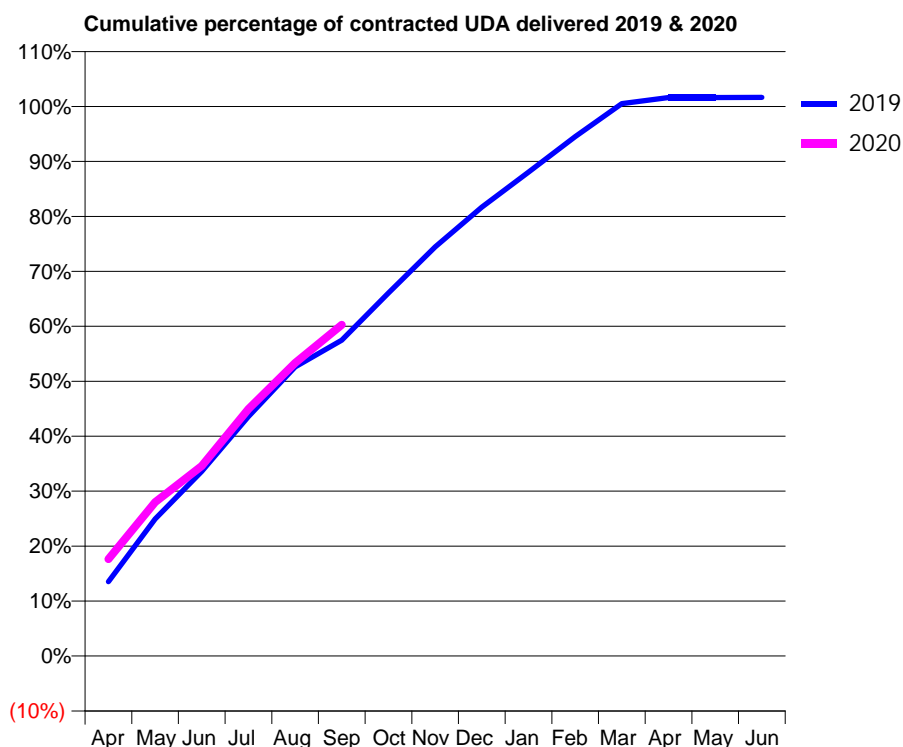
19/20 Contracted general activity (UDA)	13,120
Carry forward general activity (UDA)	-215
19/20 Contracted orthodontic activity (UOA)	880
Carry forward orthodontic activity (UOA)	0
Baseline contract value	£480,387.88

### ACCESS\*

Patients seen in 24 months	Total	Change since previous quarter
Quarter ending September 2018	6,313	
Quarter ending December 2018	6,315	→
Quarter ending March 2019	6,188	↓
Quarter ending June 2019	6,176	→
Quarter ending September 2019	6,125	→
<b>Variance since September 2018</b>	<b>(3.0%)</b>	<b>↓</b>



### ACTIVITY



Month	Adjusted Scheduled Activity (UDA)	
	2019	2020
April	1,774	2,312
May	3,273	3,676
June	4,409	4,538
July	5,720	5,900
August	6,902	6,998
September	7,539	7,907
October	8,667	
November	9,766	
December	10,715	
January	11,554	
February	12,398	
March	13,189	
April	13,333	
May	13,334	
June	13,335	

### QUALITY

	Quantity	Base Number	Contract	AT	Region	England
% of FP17s for the same patient ID Re-attending within 3 months - Children	192	1,792	10.7%	10.1%	12.1%	11.5%
% of FP17s for the same patient ID Re-attending within 3 months - Adults	312	2,612	11.9%	13.4%	15.6%	15.4%
% of FP17s for the same patient ID Re-attending between 3 & 9 months - Children	955	1,792	53.3%	63.4%	61.2%	59.7%
% of FP17s for the same patient ID Re-attending between 3 & 9 months - Adults	997	2,612	38.2%	56.9%	54.3%	51.7%
% of FP17s for Band 1 Urgent Courses	219	4,255	5.1%	7.5%	9.1%	9.2%
% of FP17s Relating to Free Repair or Replacements	3	4,255	0.1%	0.9%	0.9%	0.7%
% of FP17s Relating to Continuations	16	4,255	0.4%	0.9%	1.0%	0.8%
% of Patients satisfied with the dentistry they have received	0	0	N/A	94.6%	94.4%	93.5%
% of Patients satisfied with the time they had to wait for an appointment	0	0	N/A	86.1%	88.1%	87.4%

\* This is based on patients treated on this contract for their most recent course of treatment. Figures in italics indicate the base number of FP17s or Patient Questionnaire responses are less than 100. N/A is shown where the base number of responses is less than 10 during the period. % is calculated as Quantity/Base number\*100

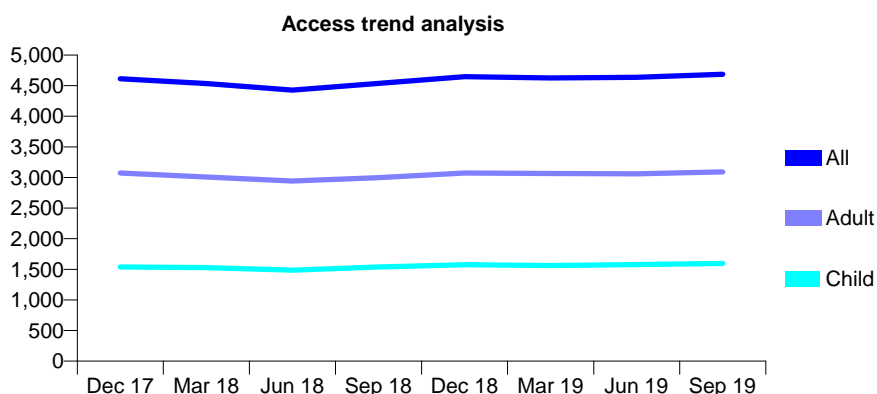
## Q52 - Vital Signs At a Glance Contract Report for 143839/0001 - September 2019

Name or company name	Belle Isle Family Dental Practice
Contract type name	GDS Contract
Purpose of contract	General and Orthodontic
Contract start date	01/12/2014
Contract end date	

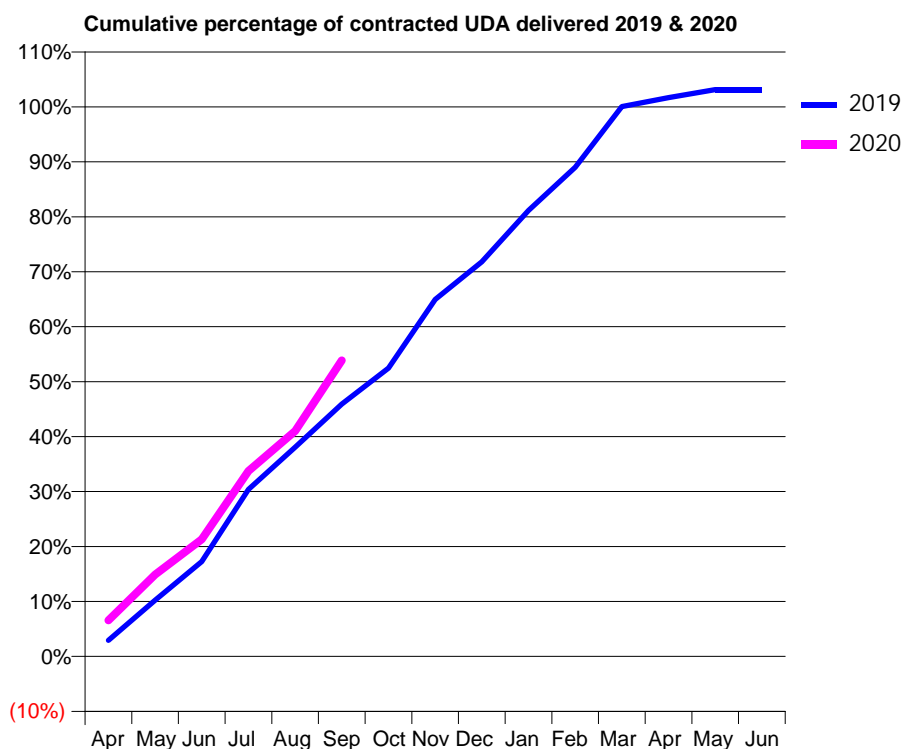
19/20 Contracted general activity (UDA)	14,200
Carry forward general activity (UDA)	-284
19/20 Contracted orthodontic activity (UOA)	694
Carry forward orthodontic activity (UOA)	0
Baseline contract value	£445,537.46

### ACCESS\*

Patients seen in 24 months	Total	Change since previous quarter
Quarter ending September 2018	4,536	
Quarter ending December 2018	4,645	↑
Quarter ending March 2019	4,627	→
Quarter ending June 2019	4,638	→
Quarter ending September 2019	4,686	→
<b>Variance since September 2018</b>	<b>3.3%</b>	<b>↑</b>



### ACTIVITY



Month	Adjusted Scheduled Activity (UDA)	
	2019	2020
April	416	932
May	1,452	2,113
June	2,452	3,023
July	4,317	4,791
August	5,408	5,824
September	6,519	7,650
October	7,452	
November	9,221	
December	10,196	
January	11,526	
February	12,641	
March	14,205	
April	14,441	
May	14,643	
June	14,643	

### QUALITY

	Quantity	Base Number	Contract	AT	Region	England
% of FP17s for the same patient ID Re-attending within 3 months - Children	104	1,233	8.4%	10.1%	12.1%	11.5%
% of FP17s for the same patient ID Re-attending within 3 months - Adults	259	2,035	12.7%	13.4%	15.6%	15.4%
% of FP17s for the same patient ID Re-attending between 3 & 9 months - Children	724	1,233	58.7%	63.4%	61.2%	59.7%
% of FP17s for the same patient ID Re-attending between 3 & 9 months - Adults	1,081	2,035	53.1%	56.9%	54.3%	51.7%
% of FP17s for Band 1 Urgent Courses	157	3,064	5.1%	7.5%	9.1%	9.2%
% of FP17s Relating to Free Repair or Replacements	40	3,064	1.3%	0.9%	0.9%	0.7%
% of FP17s Relating to Continuations	11	3,064	0.4%	0.9%	1.0%	0.8%
% of Patients satisfied with the dentistry they have received	8	8	N/A	94.6%	94.4%	93.5%
% of Patients satisfied with the time they had to wait for an appointment	8	8	N/A	86.1%	88.1%	87.4%

\* This is based on patients treated on this contract for their most recent course of treatment. Figures in italics indicate the base number of FP17s or Patient Questionnaire responses are less than 100. N/A is shown where the base number of responses is less than 10 during the period. % is calculated as Quantity/Base number\*100

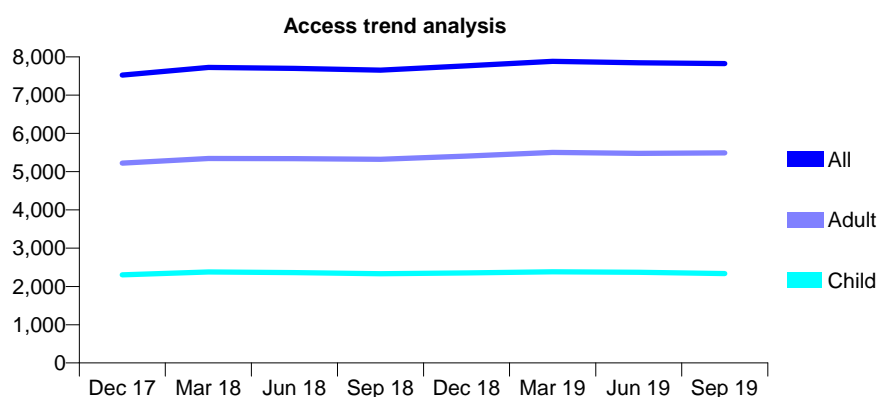
## Q52 - Vital Signs At a Glance Contract Report for 144983/0001 - September 2019

Name or company name	Hick Lane Dental Surgery Ltd.
Contract type name	GDS Contract
Purpose of contract	General
Contract start date	01/10/2008
Contract end date	

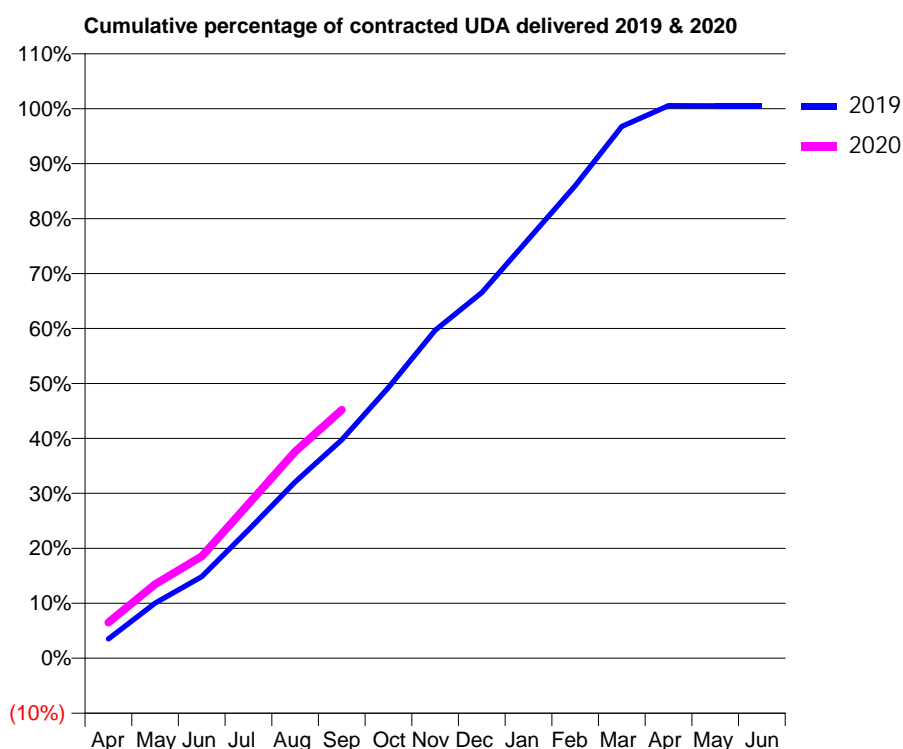
19/20 Contracted general activity (UDA)	22,549
Carry forward general activity (UDA)	-119
19/20 Contracted orthodontic activity (UOA)	0
Carry forward orthodontic activity (UOA)	0
Baseline contract value	£701,586.14

### ACCESS\*

Patients seen in 24 months	Total	Change since previous quarter
Quarter ending September 2018	7,654	
Quarter ending December 2018	7,765	→
Quarter ending March 2019	7,884	→
Quarter ending June 2019	7,844	→
Quarter ending September 2019	7,825	→
<b>Variance since September 2018</b>	<b>2.2%</b>	<b>↑</b>



### ACTIVITY



Month	2019	2020
April	789	1,470
May	2,261	3,039
June	3,345	4,179
July	5,265	6,327
August	7,233	8,480
September	8,959	10,187
October	11,113	
November	13,458	
December	15,004	
January	17,196	
February	19,391	
March	21,818	
April	22,670	
May	22,668	
June	22,668	

### QUALITY

	Quantity	Base Number	Contract	AT	Region	England
% of FP17s for the same patient ID Re-attending within 3 months - Children	105	1,799	5.8%	10.1%	12.1%	11.5%
% of FP17s for the same patient ID Re-attending within 3 months - Adults	445	3,949	11.3%	13.4%	15.6%	15.4%
% of FP17s for the same patient ID Re-attending between 3 & 9 months - Children	1,230	1,799	68.4%	63.4%	61.2%	59.7%
% of FP17s for the same patient ID Re-attending between 3 & 9 months - Adults	2,566	3,949	65.0%	56.9%	54.3%	51.7%
% of FP17s for Band 1 Urgent Courses	470	5,365	8.8%	7.5%	9.1%	9.2%
% of FP17s Relating to Free Repair or Replacements	62	5,365	1.2%	0.9%	0.9%	0.7%
% of FP17s Relating to Continuations	34	5,365	0.6%	0.9%	1.0%	0.8%
% of Patients satisfied with the dentistry they have received	2	2	N/A	94.6%	94.4%	93.5%
% of Patients satisfied with the time they had to wait for an appointment	2	2	N/A	86.1%	88.1%	87.4%

\* This is based on patients treated on this contract for their most recent course of treatment.

Figures in italics indicate the base number of FP17s or Patient Questionnaire responses are less than 100. N/A is shown where the base number of responses is less than 10 during the period. % is calculated as Quantity/Base number\*100

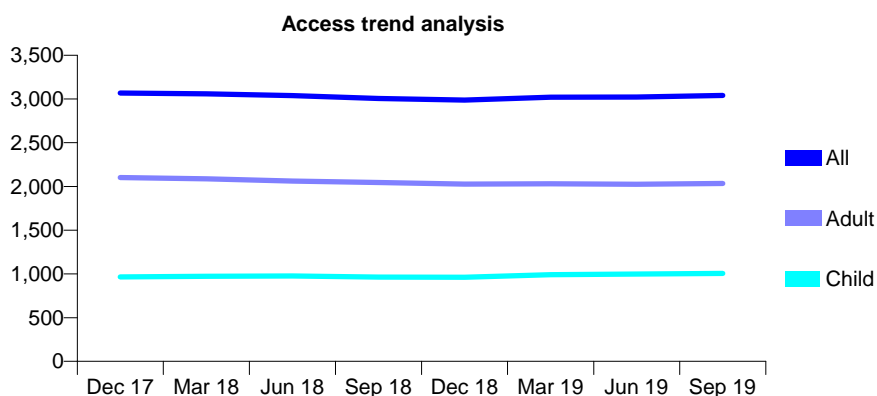
## Q52 - Vital Signs At a Glance Contract Report for 145203/0001 - September 2019

Name or company name	Ross Dental Surgeons Ltd
Contract type name	GDS Contract
Purpose of contract	General
Contract start date	01/11/2008
Contract end date	

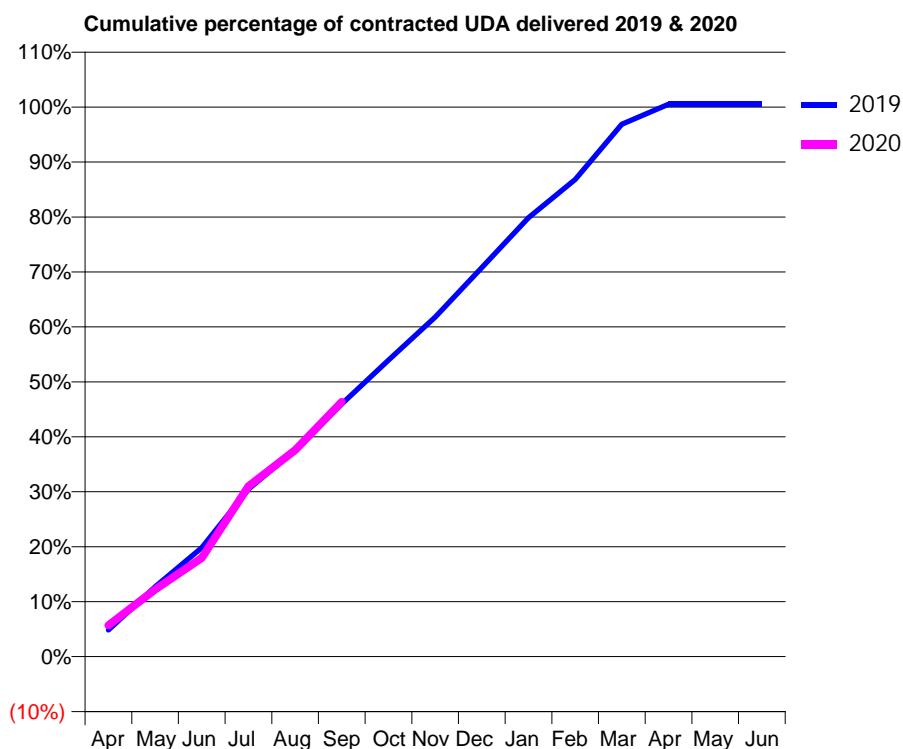
19/20 Contracted general activity (UDA)	6,100
Carry forward general activity (UDA)	-32
19/20 Contracted orthodontic activity (UOA)	0
Carry forward orthodontic activity (UOA)	0
Baseline contract value	£164,425.99

### ACCESS\*

Patients seen in 24 months	Total	Change since previous quarter
Quarter ending September 2018	3,007	
Quarter ending December 2018	2,987	→
Quarter ending March 2019	3,020	→
Quarter ending June 2019	3,022	→
Quarter ending September 2019	3,040	→
<b>Variance since September 2018</b>	<b>1.1%</b>	<b>→</b>



### ACTIVITY



Month	Adjusted Scheduled Activity (UDA)	
	2019	2020
April	295	347
May	777	745
June	1,209	1,095
July	1,860	1,892
August	2,292	2,292
September	2,805	2,826
October	3,292	
November	3,769	
December	4,318	
January	4,872	
February	5,296	
March	5,910	
April	6,132	
May	6,131	
June	6,132	

### QUALITY

	Quantity	Base Number	Contract	AT	Region	England
% of FP17s for the same patient ID Re-attending within 3 months - Children	58	909	6.4%	10.1%	12.1%	11.5%
% of FP17s for the same patient ID Re-attending within 3 months - Adults	167	1,586	10.5%	13.4%	15.6%	15.4%
% of FP17s for the same patient ID Re-attending between 3 & 9 months - Children	684	909	75.2%	63.4%	61.2%	59.7%
% of FP17s for the same patient ID Re-attending between 3 & 9 months - Adults	1,020	1,586	64.3%	56.9%	54.3%	51.7%
% of FP17s for Band 1 Urgent Courses	64	1,921	3.3%	7.5%	9.1%	9.2%
% of FP17s Relating to Free Repair or Replacements	7	1,921	0.4%	0.9%	0.9%	0.7%
% of FP17s Relating to Continuations	16	1,921	0.8%	0.9%	1.0%	0.8%
% of Patients satisfied with the dentistry they have received	3	3	N/A	94.6%	94.4%	93.5%
% of Patients satisfied with the time they had to wait for an appointment	3	3	N/A	86.1%	88.1%	87.4%

\* This is based on patients treated on this contract for their most recent course of treatment. Figures in italics indicate the base number of FP17s or Patient Questionnaire responses are less than 100. N/A is shown where the base number of responses is less than 10 during the period. % is calculated as Quantity/Base number\*100



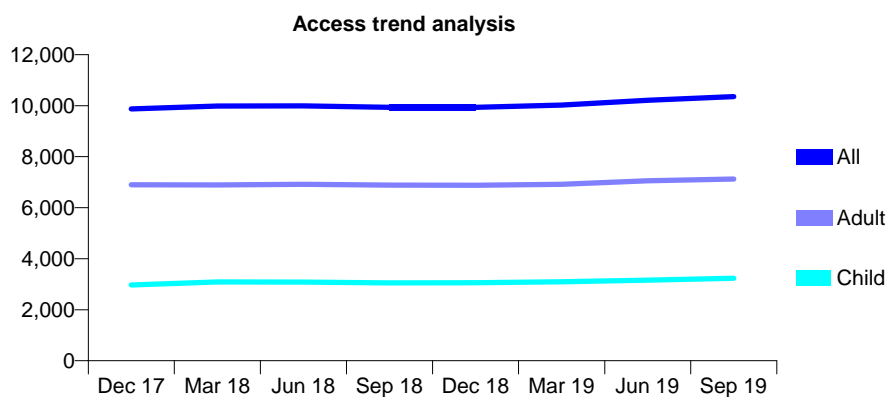
## Q52 - Vital Signs At a Glance Contract Report for 145211/0001 - September 2019

Name or company name	Shaw & Associates Dental Surgeons Ltd
Contract type name	GDS Contract
Purpose of contract	General
Contract start date	01/04/2010
Contract end date	

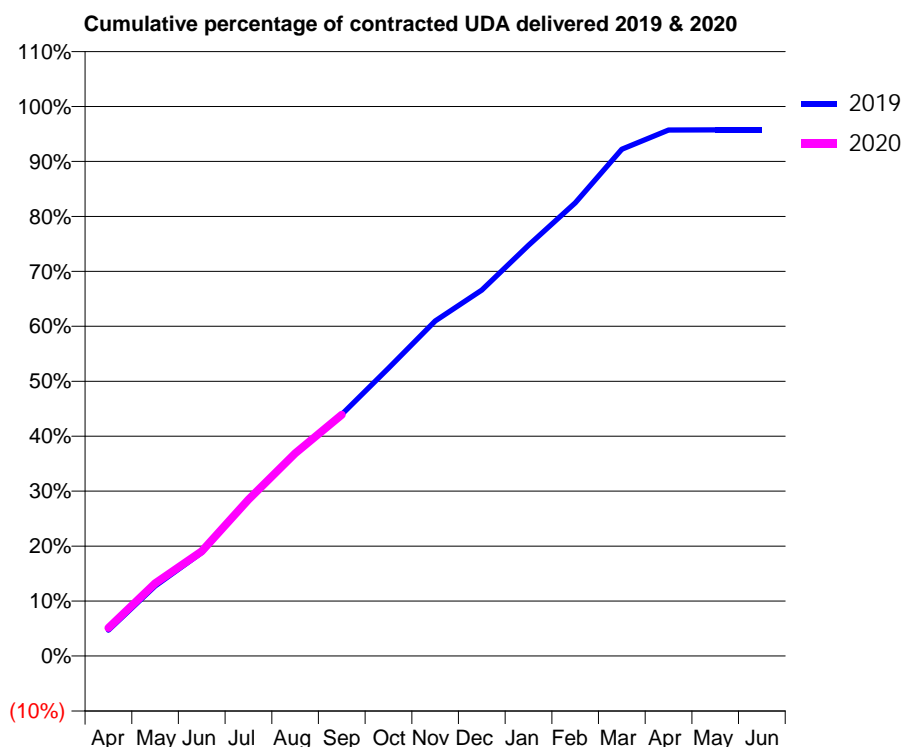
19/20 Contracted general activity (UDA)	31,000
Carry forward general activity (UDA)	0
19/20 Contracted orthodontic activity (UOA)	0
Carry forward orthodontic activity (UOA)	0
Baseline contract value	£1,040,472.69

### ACCESS\*

Patients seen in 24 months	Total	Change since previous quarter
Quarter ending September 2018	9,939	
Quarter ending December 2018	9,937	→
Quarter ending March 2019	10,019	→
Quarter ending June 2019	10,215	→
Quarter ending September 2019	10,357	→
<b>Variance since September 2018</b>	<b>4.2%</b>	<b>↑</b>



### ACTIVITY



Month	Adjusted Scheduled Activity (UDA)	
	2019	2020
April	1,461	1,587
May	3,952	4,102
June	5,839	5,908
July	8,843	8,831
August	11,406	11,429
September	13,624	13,611
October	16,234	
November	18,904	
December	20,642	
January	23,177	
February	25,558	
March	28,591	
April	29,673	
May	29,681	
June	29,681	

### QUALITY

	Quantity	Base Number	Contract	AT	Region	England
% of FP17s for the same patient ID Re-attending within 3 months - Children	237	2,937	8.1%	10.1%	12.1%	11.5%
% of FP17s for the same patient ID Re-attending within 3 months - Adults	655	6,086	10.8%	13.4%	15.6%	15.4%
% of FP17s for the same patient ID Re-attending between 3 & 9 months - Children	1,991	2,937	67.8%	63.4%	61.2%	59.7%
% of FP17s for the same patient ID Re-attending between 3 & 9 months - Adults	4,183	6,086	68.7%	56.9%	54.3%	51.7%
% of FP17s for Band 1 Urgent Courses	483	8,384	5.8%	7.5%	9.1%	9.2%
% of FP17s Relating to Free Repair or Replacements	59	8,384	0.7%	0.9%	0.9%	0.7%
% of FP17s Relating to Continuations	54	8,384	0.6%	0.9%	1.0%	0.8%
% of Patients satisfied with the dentistry they have received	1	1	N/A	94.6%	94.4%	93.5%
% of Patients satisfied with the time they had to wait for an appointment	1	1	N/A	86.1%	88.1%	87.4%

\* This is based on patients treated on this contract for their most recent course of treatment. Figures in italics indicate the base number of FP17s or Patient Questionnaire responses are less than 100. N/A is shown where the base number of responses is less than 10 during the period. % is calculated as Quantity/Base number\*100

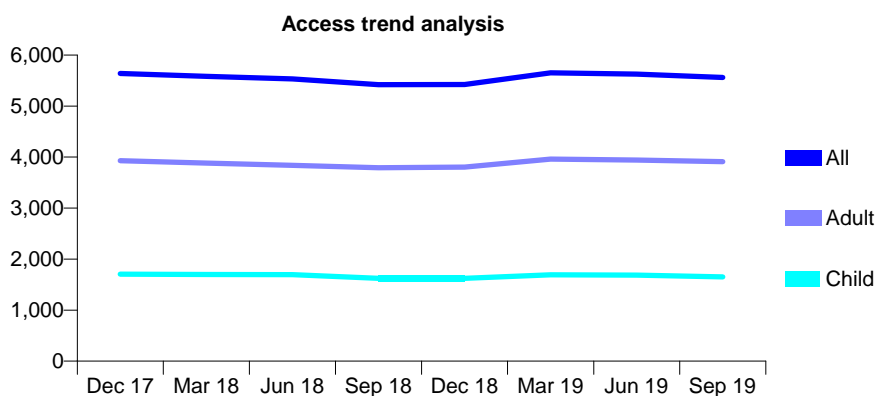
## Q52 - Vital Signs At a Glance Contract Report for 145211/0002 - September 2019

Name or company name	Shaw & Associates Dental Surgeons Ltd
Contract type name	GDS Contract
Purpose of contract	General
Contract start date	09/08/2010
Contract end date	

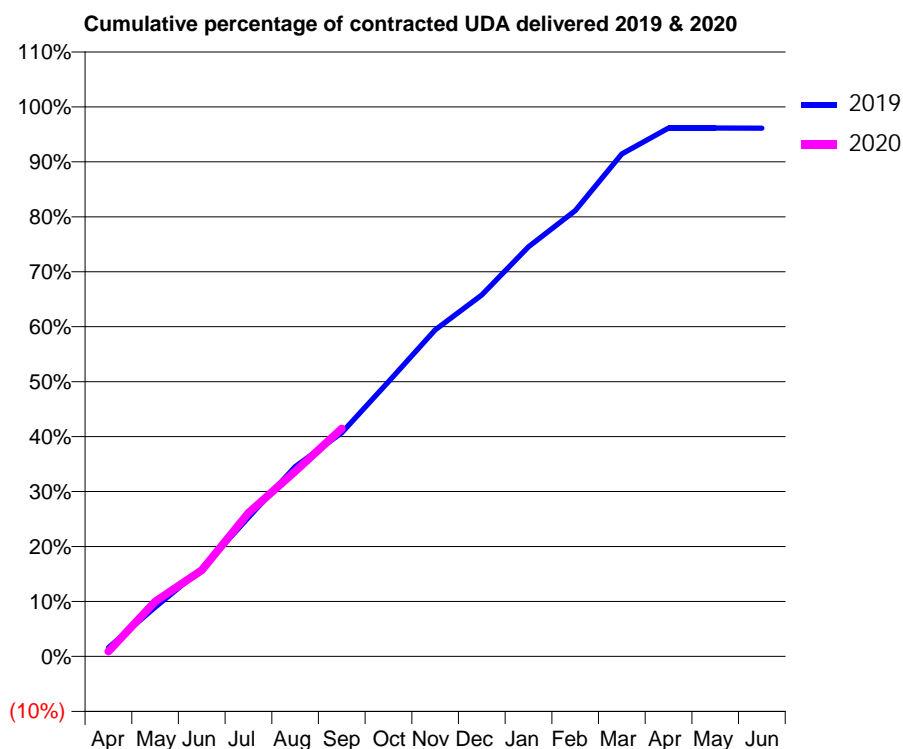
19/20 Contracted general activity (UDA)	19,532
Carry forward general activity (UDA)	758
19/20 Contracted orthodontic activity (UOA)	0
Carry forward orthodontic activity (UOA)	0
Baseline contract value	£518,972.08

### ACCESS\*

Patients seen in 24 months	Total	Change since previous quarter
Quarter ending September 2018	5,418	
Quarter ending December 2018	5,423	→
Quarter ending March 2019	5,652	↑
Quarter ending June 2019	5,628	→
Quarter ending September 2019	5,562	↓
<b>Variance since September 2018</b>	<b>2.7%</b>	<b>↑</b>



### ACTIVITY



Month	2019	2020
April	308	183
May	1,751	1,949
June	3,109	3,063
July	4,941	5,097
August	6,745	6,578
September	7,953	8,098
October	9,768	
November	11,605	
December	12,846	
January	14,557	
February	15,844	
March	17,858	
April	18,783	
May	18,783	
June	18,774	

### QUALITY

	Quantity	Base Number	Contract	AT	Region	England
% of FP17s for the same patient ID Re-attending within 3 months - Children	213	1,530	13.9%	10.1%	12.1%	11.5%
% of FP17s for the same patient ID Re-attending within 3 months - Adults	379	3,213	11.8%	13.4%	15.6%	15.4%
% of FP17s for the same patient ID Re-attending between 3 & 9 months - Children	934	1,530	61.0%	63.4%	61.2%	59.7%
% of FP17s for the same patient ID Re-attending between 3 & 9 months - Adults	2,160	3,213	67.2%	56.9%	54.3%	51.7%
% of FP17s for Band 1 Urgent Courses	206	4,311	4.8%	7.5%	9.1%	9.2%
% of FP17s Relating to Free Repair or Replacements	42	4,311	1.0%	0.9%	0.9%	0.7%
% of FP17s Relating to Continuations	62	4,311	1.4%	0.9%	1.0%	0.8%
% of Patients satisfied with the dentistry they have received	3	3	N/A	94.6%	94.4%	93.5%
% of Patients satisfied with the time they had to wait for an appointment	3	3	N/A	86.1%	88.1%	87.4%

\* This is based on patients treated on this contract for their most recent course of treatment. Figures in italics indicate the base number of FP17s or Patient Questionnaire responses are less than 100. N/A is shown where the base number of responses is less than 10 during the period. % is calculated as Quantity/Base number\*100

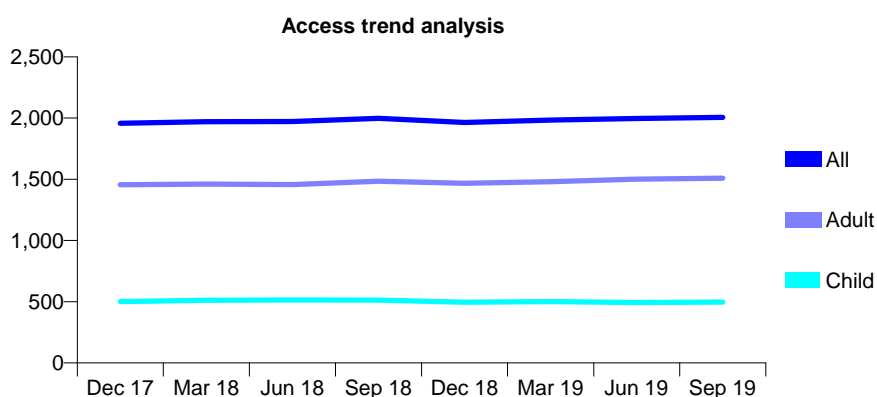
## Q52 - Vital Signs At a Glance Contract Report for 145823/0001 - September 2019

Name or company name	Newsome Practice limited
Contract type name	GDS Contract
Purpose of contract	General
Contract start date	07/03/2012
Contract end date	

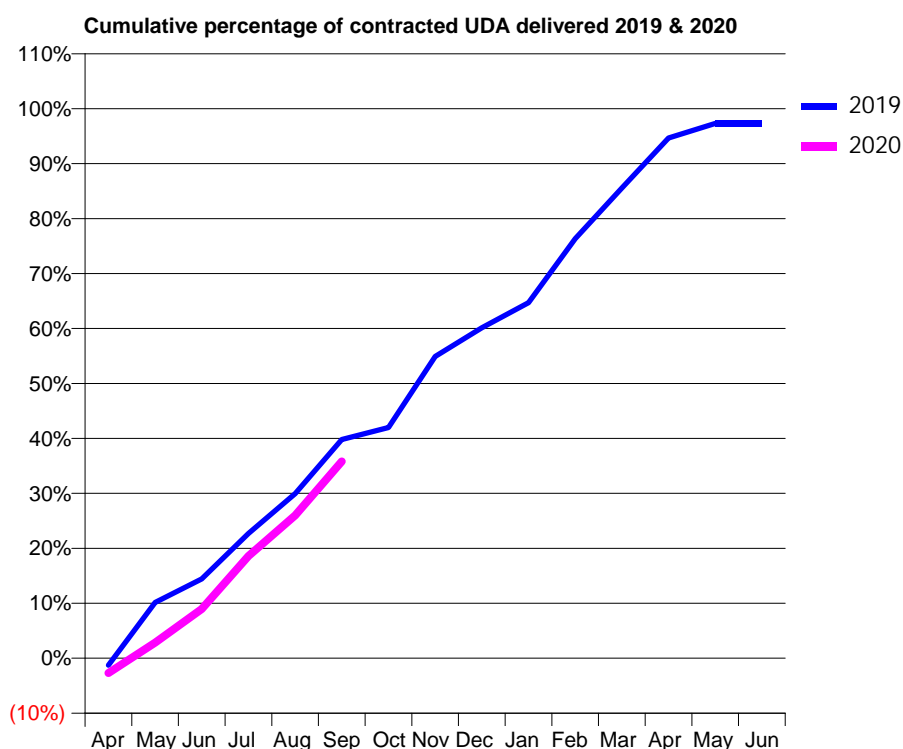
19/20 Contracted general activity (UDA)	7,162
Carry forward general activity (UDA)	193
19/20 Contracted orthodontic activity (UOA)	0
Carry forward orthodontic activity (UOA)	0
Baseline contract value	£196,812.94

### ACCESS\*

Patients seen in 24 months	Total	Change since previous quarter
Quarter ending September 2018	1,998	
Quarter ending December 2018	1,964	↓
Quarter ending March 2019	1,983	→
Quarter ending June 2019	1,996	→
Quarter ending September 2019	2,006	→
<b>Variance since September 2018</b>	<b>0.4%</b>	<b>→</b>



### ACTIVITY



Month	2019	2020
April	-92	-193
May	727	205
June	1,033	643
July	1,626	1,332
August	2,146	1,862
September	2,849	2,564
October	3,007	
November	3,933	
December	4,307	
January	4,633	
February	5,467	
March	6,127	
April	6,779	
May	6,969	
June	6,969	

### QUALITY

	Quantity	Base Number	Contract	AT	Region	England
% of FP17s for the same patient ID Re-attending within 3 months - Children	22	421	5.2%	10.1%	12.1%	11.5%
% of FP17s for the same patient ID Re-attending within 3 months - Adults	129	1,236	10.4%	13.4%	15.6%	15.4%
% of FP17s for the same patient ID Re-attending between 3 & 9 months - Children	305	421	72.4%	63.4%	61.2%	59.7%
% of FP17s for the same patient ID Re-attending between 3 & 9 months - Adults	814	1,236	65.9%	56.9%	54.3%	51.7%
% of FP17s for Band 1 Urgent Courses	62	1,343	4.6%	7.5%	9.1%	9.2%
% of FP17s Relating to Free Repair or Replacements	18	1,343	1.3%	0.9%	0.9%	0.7%
% of FP17s Relating to Continuations	9	1,343	0.7%	0.9%	1.0%	0.8%
% of Patients satisfied with the dentistry they have received	0	0	N/A	94.6%	94.4%	93.5%
% of Patients satisfied with the time they had to wait for an appointment	0	0	N/A	86.1%	88.1%	87.4%

\* This is based on patients treated on this contract for their most recent course of treatment.

Figures in italics indicate the base number of FP17s or Patient Questionnaire responses are less than 100. N/A is shown where the base number of responses is less than 10 during the period. % is calculated as Quantity/Base number\*100

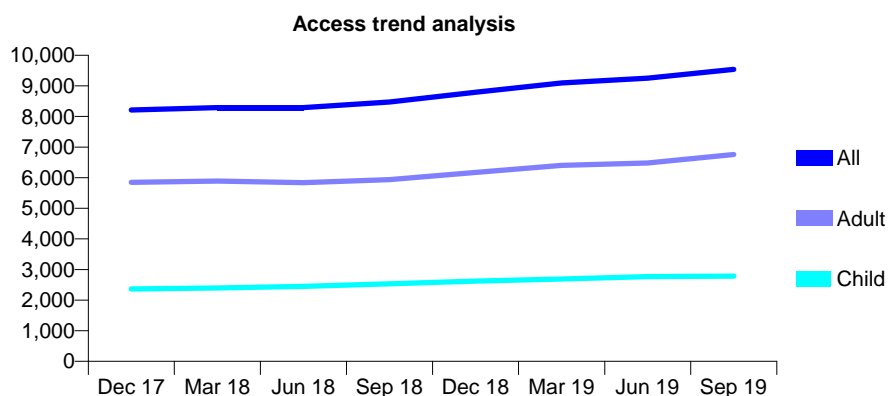
## Q52 - Vital Signs At a Glance Contract Report for 148156/0002 - September 2019

Name or company name	Premier Dental Limited
Contract type name	GDS Contract
Purpose of contract	General
Contract start date	01/12/2008
Contract end date	

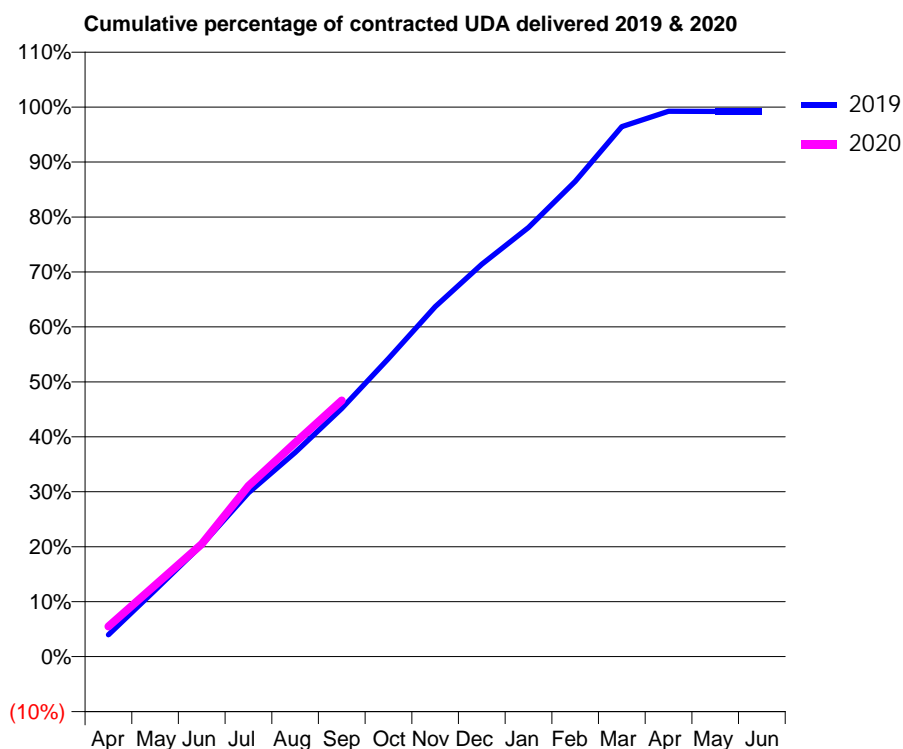
19/20 Contracted general activity (UDA)	22,574
Carry forward general activity (UDA)	177
19/20 Contracted orthodontic activity (UOA)	0
Carry forward orthodontic activity (UOA)	0
Baseline contract value	£703,128.44

### ACCESS\*

Patients seen in 24 months	Total	Change since previous quarter
Quarter ending September 2018	8,471	
Quarter ending December 2018	8,793	↑
Quarter ending March 2019	9,094	↑
Quarter ending June 2019	9,252	→
Quarter ending September 2019	9,540	↑
<b>Variance since September 2018</b>	<b>12.6%</b>	<b>↑</b>



### ACTIVITY



Month	Adjusted Scheduled Activity (UDA)	
	2019	2020
April	900	1,241
May	2,730	2,938
June	4,589	4,628
July	6,727	7,016
August	8,382	8,789
September	10,189	10,520
October	12,248	
November	14,376	
December	16,112	
January	17,630	
February	19,523	
March	21,770	
April	22,400	
May	22,399	
June	22,397	

### QUALITY

	Quantity	Base Number	Contract	AT	Region	England
% of FP17s for the same patient ID Re-attending within 3 months - Children	74	1,577	4.7%	10.1%	12.1%	11.5%
% of FP17s for the same patient ID Re-attending within 3 months - Adults	300	3,446	8.7%	13.4%	15.6%	15.4%
% of FP17s for the same patient ID Re-attending between 3 & 9 months - Children	836	1,577	53.0%	63.4%	61.2%	59.7%
% of FP17s for the same patient ID Re-attending between 3 & 9 months - Adults	1,413	3,446	41.0%	56.9%	54.3%	51.7%
% of FP17s for Band 1 Urgent Courses	221	4,741	4.7%	7.5%	9.1%	9.2%
% of FP17s Relating to Free Repair or Replacements	12	4,741	0.3%	0.9%	0.9%	0.7%
% of FP17s Relating to Continuations	55	4,741	1.2%	0.9%	1.0%	0.8%
% of Patients satisfied with the dentistry they have received	1	1	N/A	94.6%	94.4%	93.5%
% of Patients satisfied with the time they had to wait for an appointment	1	1	N/A	86.1%	88.1%	87.4%

\* This is based on patients treated on this contract for their most recent course of treatment. Figures in italics indicate the base number of FP17s or Patient Questionnaire responses are less than 100. N/A is shown where the base number of responses is less than 10 during the period. % is calculated as Quantity/Base number\*100

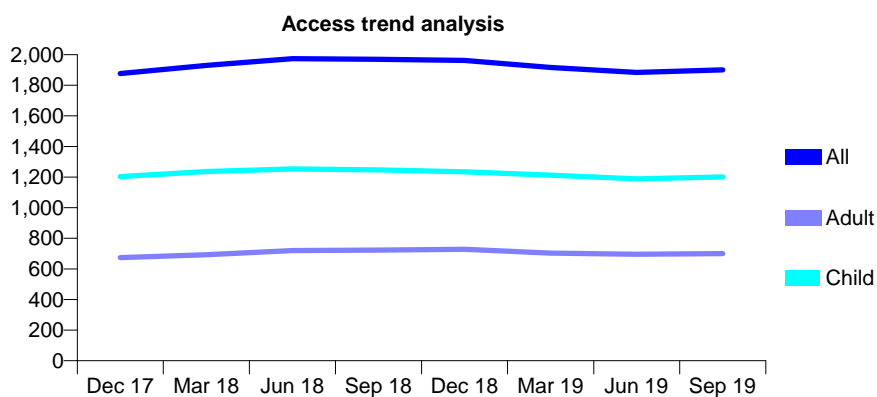
## Q52 - Vital Signs At a Glance Contract Report for 149888/0001 - September 2019

Name or company name	CVDC Ltd
Contract type name	GDS Contract
Purpose of contract	General
Contract start date	01/12/2014
Contract end date	

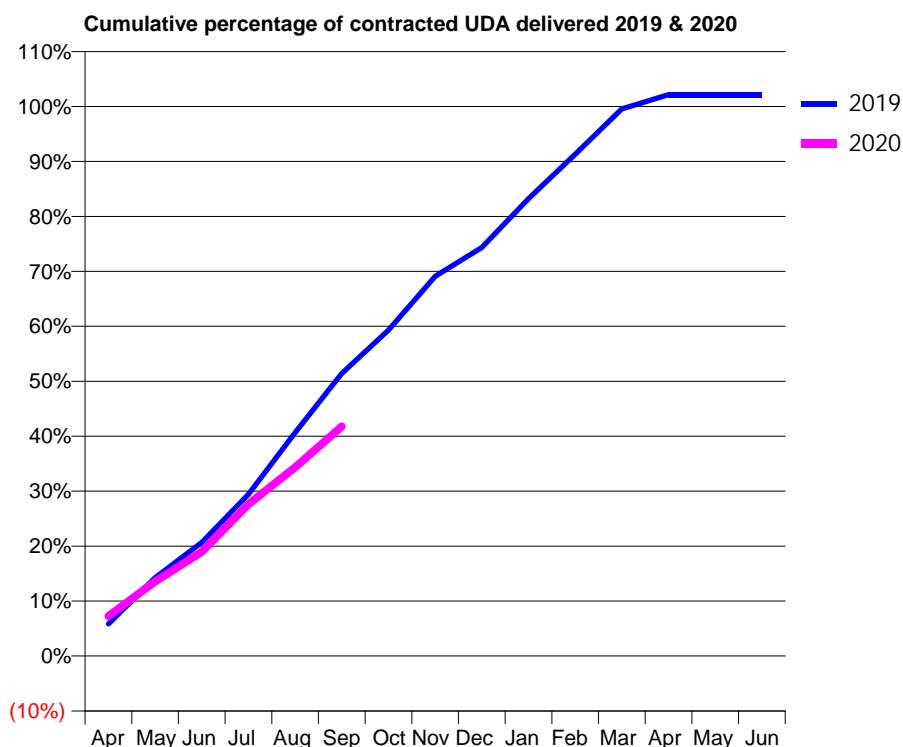
19/20 Contracted general activity (UDA)	5,000
Carry forward general activity (UDA)	-100
19/20 Contracted orthodontic activity (UOA)	0
Carry forward orthodontic activity (UOA)	0
Baseline contract value	£120,459.45

### ACCESS\*

Patients seen in 24 months	Total	Change since previous quarter
Quarter ending September 2018	1,970	
Quarter ending December 2018	1,962	→
Quarter ending March 2019	1,916	↓
Quarter ending June 2019	1,884	↓
Quarter ending September 2019	1,901	→
<b>Variance since September 2018</b>	<b>(3.5%)</b>	<b>↓</b>



### ACTIVITY



Month	Adjusted Scheduled Activity (UDA)	
	2019	2020
April	292	364
May	713	678
June	1,033	947
July	1,471	1,382
August	2,033	1,717
September	2,571	2,089
October	2,966	
November	3,455	
December	3,717	
January	4,161	
February	4,565	
March	4,977	
April	5,108	
May	5,108	
June	5,108	

### QUALITY

	Quantity	Base Number	Contract	AT	Region	England
% of FP17s for the same patient ID Re-attending within 3 months - Children	41	890	4.6%	10.1%	12.1%	11.5%
% of FP17s for the same patient ID Re-attending within 3 months - Adults	69	376	18.4%	13.4%	15.6%	15.4%
% of FP17s for the same patient ID Re-attending between 3 & 9 months - Children	629	890	70.7%	63.4%	61.2%	59.7%
% of FP17s for the same patient ID Re-attending between 3 & 9 months - Adults	219	376	58.2%	56.9%	54.3%	51.7%
% of FP17s for Band 1 Urgent Courses	36	1,210	3.0%	7.5%	9.1%	9.2%
% of FP17s Relating to Free Repair or Replacements	0	1,210	0.0%	0.9%	0.9%	0.7%
% of FP17s Relating to Continuations	2	1,210	0.2%	0.9%	1.0%	0.8%
% of Patients satisfied with the dentistry they have received	0	0	N/A	94.6%	94.4%	93.5%
% of Patients satisfied with the time they had to wait for an appointment	0	0	N/A	86.1%	88.1%	87.4%

\* This is based on patients treated on this contract for their most recent course of treatment. Figures in italics indicate the base number of FP17s or Patient Questionnaire responses are less than 100. N/A is shown where the base number of responses is less than 10 during the period. % is calculated as Quantity/Base number\*100

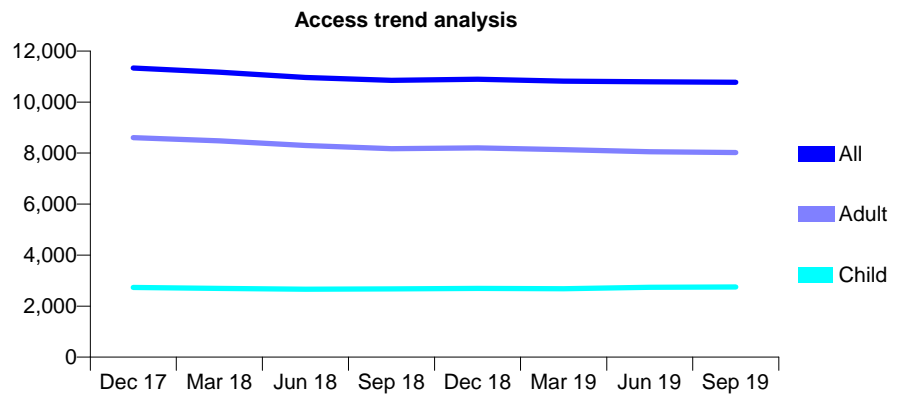
## Q52 - Vital Signs At a Glance Contract Report for 151181/0001 - September 2019

Name or company name	Jackro Healthcare Services Ltd
Contract type name	GDS Contract
Purpose of contract	General
Contract start date	01/03/2008
Contract end date	

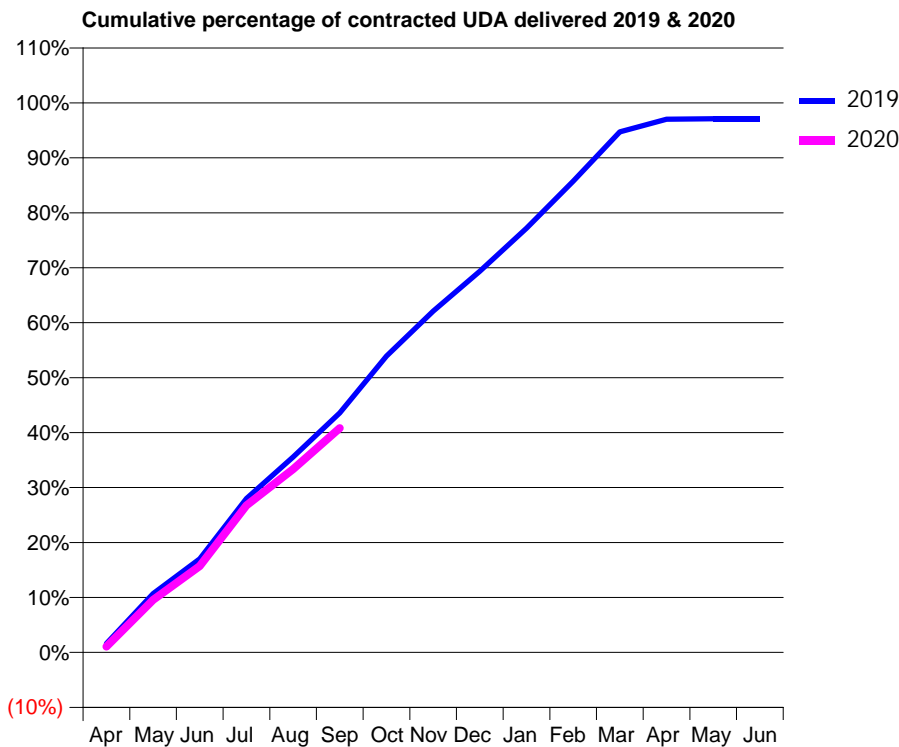
19/20 Contracted general activity (UDA)	30,000
Carry forward general activity (UDA)	870
19/20 Contracted orthodontic activity (UOA)	0
Carry forward orthodontic activity (UOA)	0
Baseline contract value	£1,046,115.54

### ACCESS\*

Patients seen in 24 months	Total	Change since previous quarter
Quarter ending September 2018	10,852	
Quarter ending December 2018	10,895	→
Quarter ending March 2019	10,821	→
Quarter ending June 2019	10,794	→
Quarter ending September 2019	10,772	→
<b>Variance since September 2018</b>	<b>(0.7%)</b>	→



### ACTIVITY



Month	Adjusted Scheduled Activity (UDA)	
	2019	2020
April	487	327
May	3,212	2,870
June	5,106	4,712
July	8,400	8,027
August	10,670	10,007
September	13,071	12,250
October	16,175	
November	18,637	
December	20,801	
January	23,152	
February	25,726	
March	28,419	
April	29,112	
May	29,131	
June	29,130	

### QUALITY

	Quantity	Base Number	Contract	AT	Region	England
% of FP17s for the same patient ID Re-attending within 3 months - Children	145	2,441	5.9%	10.1%	12.1%	11.5%
% of FP17s for the same patient ID Re-attending within 3 months - Adults	588	5,677	10.4%	13.4%	15.6%	15.4%
% of FP17s for the same patient ID Re-attending between 3 & 9 months - Children	1,698	2,441	69.6%	63.4%	61.2%	59.7%
% of FP17s for the same patient ID Re-attending between 3 & 9 months - Adults	3,326	5,677	58.6%	56.9%	54.3%	51.7%
% of FP17s for Band 1 Urgent Courses	470	7,758	6.1%	7.5%	9.1%	9.2%
% of FP17s Relating to Free Repair or Replacements	54	7,758	0.7%	0.9%	0.9%	0.7%
% of FP17s Relating to Continuations	92	7,758	1.2%	0.9%	1.0%	0.8%
% of Patients satisfied with the dentistry they have received	1	1	N/A	94.6%	94.4%	93.5%
% of Patients satisfied with the time they had to wait for an appointment	1	1	N/A	86.1%	88.1%	87.4%

\* This is based on patients treated on this contract for their most recent course of treatment. Figures in italics indicate the base number of FP17s or Patient Questionnaire responses are less than 100. N/A is shown where the base number of responses is less than 10 during the period. % is calculated as Quantity/Base number\*100

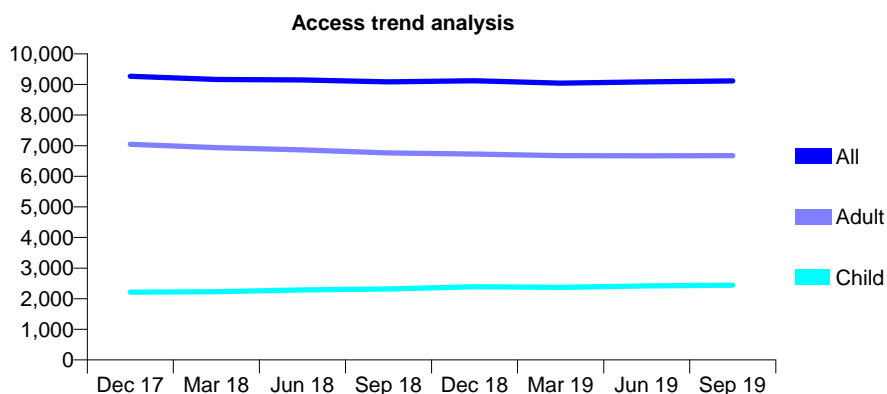
## Q52 - Vital Signs At a Glance Contract Report for 151211/0001 - September 2019

Name or company name	Milne, Spencer & Harris Dental Surgeons
Contract type name	GDS Contract
Purpose of contract	General and Orthodontic
Contract start date	01/04/2010
Contract end date	

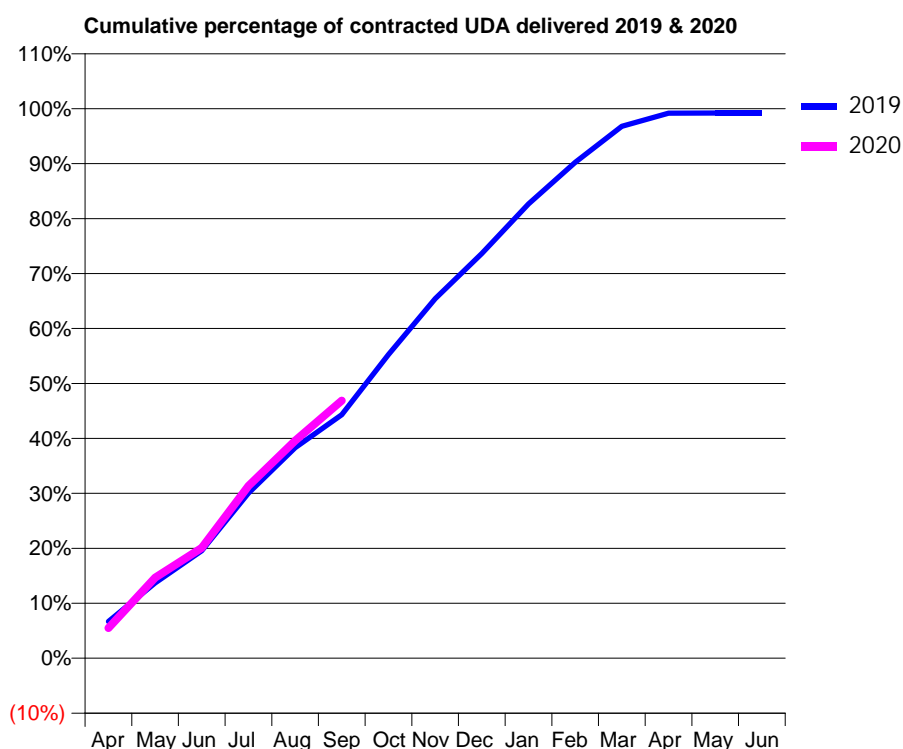
19/20 Contracted general activity (UDA)	22,000
Carry forward general activity (UDA)	179
19/20 Contracted orthodontic activity (UOA)	650
Carry forward orthodontic activity (UOA)	0
Baseline contract value	£779,795.70

### ACCESS\*

Patients seen in 24 months	Total	Change since previous quarter
Quarter ending September 2018	9,086	
Quarter ending December 2018	9,120	→
Quarter ending March 2019	9,044	→
Quarter ending June 2019	9,088	→
Quarter ending September 2019	9,118	→
<b>Variance since September 2018</b>	<b>0.4%</b>	<b>→</b>



### ACTIVITY



Month	2019	2020
April	1,471	1,209
May	3,016	3,225
June	4,305	4,419
July	6,613	6,898
August	8,428	8,711
September	9,746	10,314
October	12,159	
November	14,393	
December	16,198	
January	18,185	
February	19,853	
March	21,295	
April	21,818	
May	21,821	
June	21,821	

### QUALITY

	Quantity	Base Number	Contract	AT	Region	England
% of FP17s for the same patient ID Re-attending within 3 months - Children	134	1,773	7.6%	10.1%	12.1%	11.5%
% of FP17s for the same patient ID Re-attending within 3 months - Adults	445	3,859	11.5%	13.4%	15.6%	15.4%
% of FP17s for the same patient ID Re-attending between 3 & 9 months - Children	959	1,773	54.1%	63.4%	61.2%	59.7%
% of FP17s for the same patient ID Re-attending between 3 & 9 months - Adults	1,322	3,859	34.3%	56.9%	54.3%	51.7%
% of FP17s for Band 1 Urgent Courses	397	5,355	7.4%	7.5%	9.1%	9.2%
% of FP17s Relating to Free Repair or Replacements	98	5,355	1.8%	0.9%	0.9%	0.7%
% of FP17s Relating to Continuations	79	5,355	1.5%	0.9%	1.0%	0.8%
% of Patients satisfied with the dentistry they have received	1	2	N/A	94.6%	94.4%	93.5%
% of Patients satisfied with the time they had to wait for an appointment	1	2	N/A	86.1%	88.1%	87.4%

\* This is based on patients treated on this contract for their most recent course of treatment.

Figures in italics indicate the base number of FP17s or Patient Questionnaire responses are less than 100. N/A is shown where the base number of responses is less than 10 during the period. % is calculated as Quantity/Base number\*100

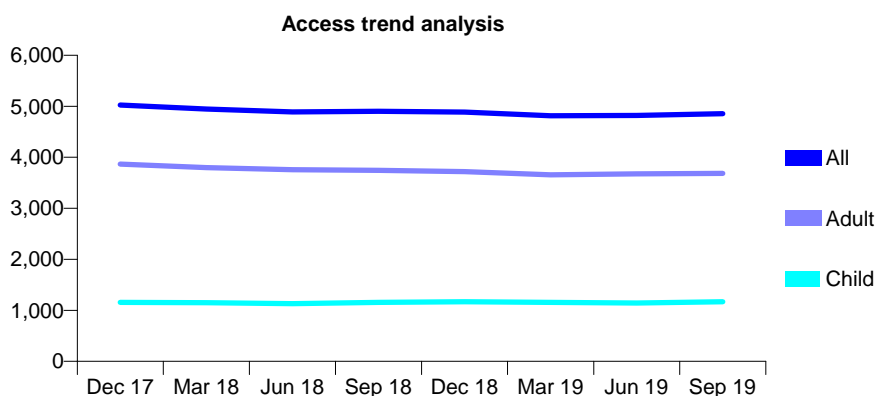
## Q52 - Vital Signs At a Glance Contract Report for 151211/0002 - September 2019

Name or company name	Milne, Spencer & Harris Dental Surgeons
Contract type name	GDS Contract
Purpose of contract	General and Orthodontic
Contract start date	01/04/2010
Contract end date	

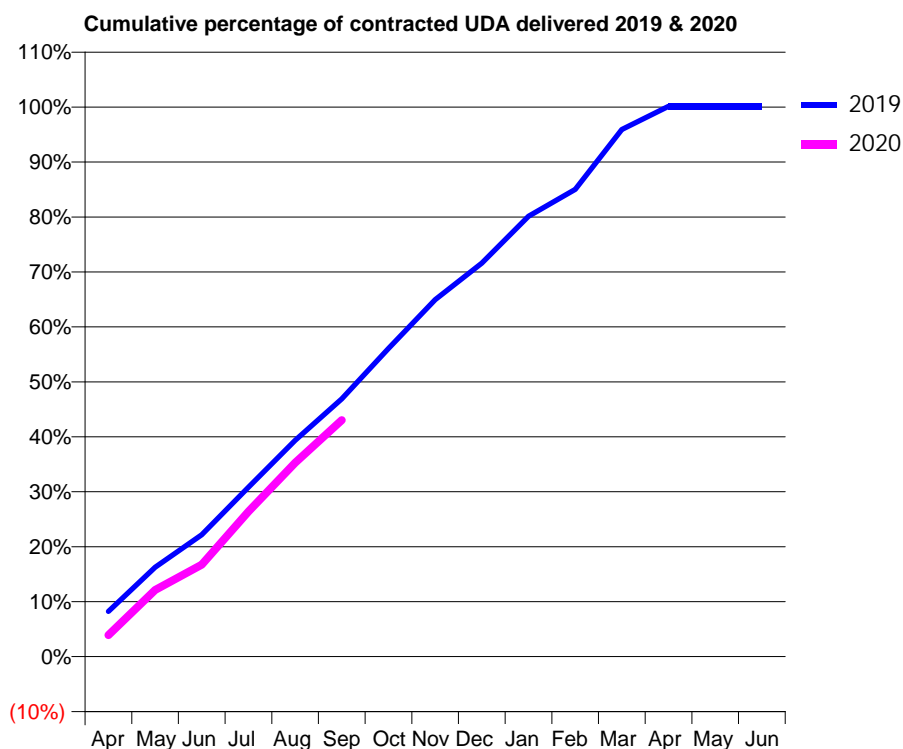
19/20 Contracted general activity (UDA)	11,795
Carry forward general activity (UDA)	-16
19/20 Contracted orthodontic activity (UOA)	441
Carry forward orthodontic activity (UOA)	0
Baseline contract value	£414,296.85

### ACCESS\*

Patients seen in 24 months	Total	Change since previous quarter
Quarter ending September 2018	4,902	
Quarter ending December 2018	4,887	→
Quarter ending March 2019	4,814	↓
Quarter ending June 2019	4,819	→
Quarter ending September 2019	4,855	→
<b>Variance since September 2018</b>	<b>(1.0%)</b>	<b>→</b>



### ACTIVITY



Month	Adjusted Scheduled Activity (UDA)	
	2019	2020
April	971	463
May	1,918	1,429
June	2,615	1,975
July	3,636	3,112
August	4,641	4,160
September	5,530	5,075
October	6,614	
November	7,660	
December	8,445	
January	9,449	
February	10,027	
March	11,312	
April	11,811	
May	11,811	
June	11,811	

### QUALITY

	Quantity	Base Number	Contract	AT	Region	England
% of FP17s for the same patient ID Re-attending within 3 months - Children	79	978	8.1%	10.1%	12.1%	11.5%
% of FP17s for the same patient ID Re-attending within 3 months - Adults	216	2,032	10.6%	13.4%	15.6%	15.4%
% of FP17s for the same patient ID Re-attending between 3 & 9 months - Children	546	978	55.8%	63.4%	61.2%	59.7%
% of FP17s for the same patient ID Re-attending between 3 & 9 months - Adults	572	2,032	28.1%	56.9%	54.3%	51.7%
% of FP17s for Band 1 Urgent Courses	180	2,789	6.5%	7.5%	9.1%	9.2%
% of FP17s Relating to Free Repair or Replacements	24	2,789	0.9%	0.9%	0.9%	0.7%
% of FP17s Relating to Continuations	45	2,789	1.6%	0.9%	1.0%	0.8%
% of Patients satisfied with the dentistry they have received	0	0	N/A	94.6%	94.4%	93.5%
% of Patients satisfied with the time they had to wait for an appointment	0	0	N/A	86.1%	88.1%	87.4%

\* This is based on patients treated on this contract for their most recent course of treatment. Figures in italics indicate the base number of FP17s or Patient Questionnaire responses are less than 100. N/A is shown where the base number of responses is less than 10 during the period. % is calculated as Quantity/Base number\*100



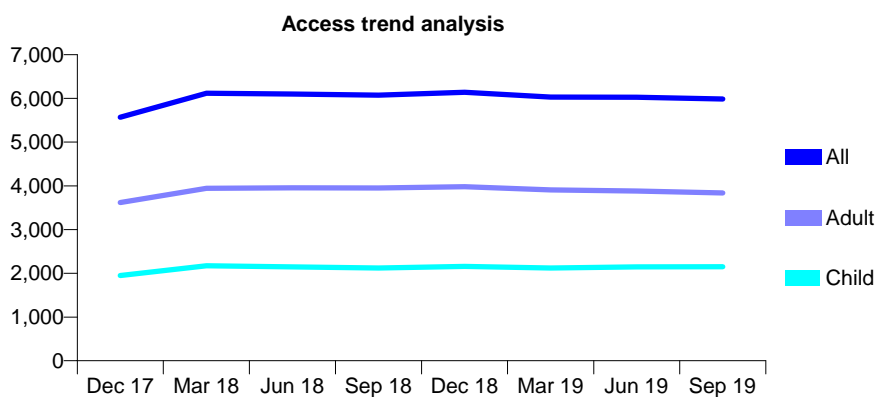
## Q52 - Vital Signs At a Glance Contract Report for 151386/0002 - September 2019

Name or company name	The Centre of Advanced Dentistry Yorkshire
Contract type name	GDS Contract
Purpose of contract	General
Contract start date	01/07/2015
Contract end date	

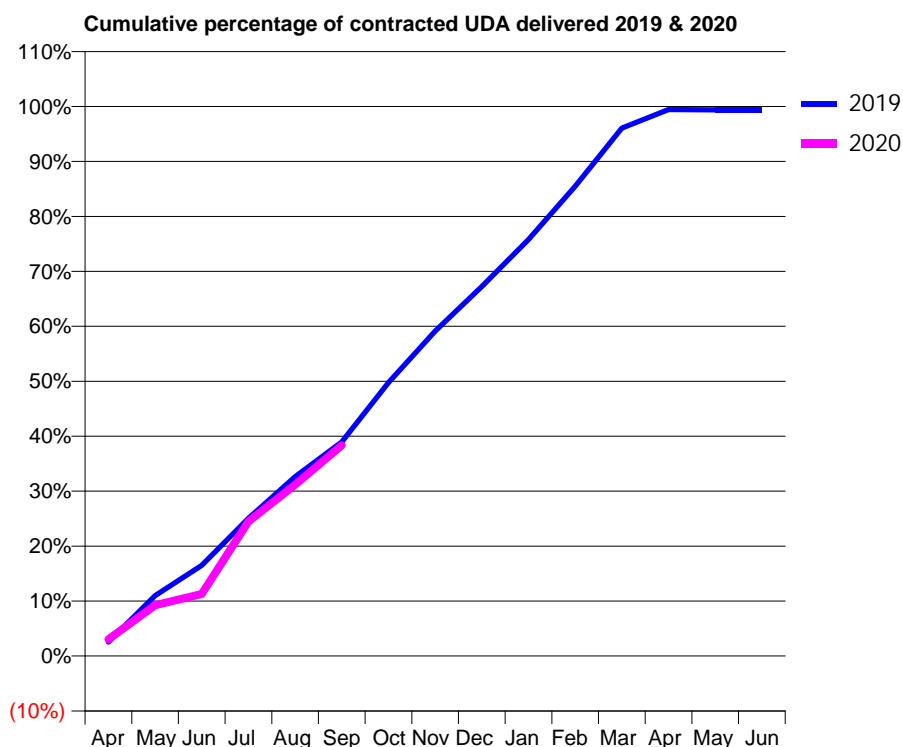
19/20 Contracted general activity (UDA)	21,059
Carry forward general activity (UDA)	129
19/20 Contracted orthodontic activity (UOA)	0
Carry forward orthodontic activity (UOA)	0
Baseline contract value	£506,454.04

### ACCESS\*

Patients seen in 24 months	Total	Change since previous quarter
Quarter ending September 2018	6,073	
Quarter ending December 2018	6,140	→
Quarter ending March 2019	6,029	↓
Quarter ending June 2019	6,027	→
Quarter ending September 2019	5,987	→
<b>Variance since September 2018</b>	<b>(1.4%)</b>	<b>↓</b>



### ACTIVITY



Month	Adjusted Scheduled Activity (UDA)	
	2019	2020
April	541	639
May	2,315	1,950
June	3,478	2,381
July	5,277	5,156
August	6,868	6,563
September	8,207	8,074
October	10,477	
November	12,451	
December	14,160	
January	15,963	
February	17,999	
March	20,229	
April	20,940	
May	20,930	
June	20,930	

### QUALITY

	Quantity	Base Number	Contract	AT	Region	England
% of FP17s for the same patient ID Re-attending within 3 months - Children	201	1,731	11.6%	10.1%	12.1%	11.5%
% of FP17s for the same patient ID Re-attending within 3 months - Adults	423	2,662	15.9%	13.4%	15.6%	15.4%
% of FP17s for the same patient ID Re-attending between 3 & 9 months - Children	1,073	1,731	62.0%	63.4%	61.2%	59.7%
% of FP17s for the same patient ID Re-attending between 3 & 9 months - Adults	1,625	2,662	61.0%	56.9%	54.3%	51.7%
% of FP17s for Band 1 Urgent Courses	374	4,077	9.2%	7.5%	9.1%	9.2%
% of FP17s Relating to Free Repair or Replacements	22	4,077	0.5%	0.9%	0.9%	0.7%
% of FP17s Relating to Continuations	5	4,077	0.1%	0.9%	1.0%	0.8%
% of Patients satisfied with the dentistry they have received	2	2	N/A	94.6%	94.4%	93.5%
% of Patients satisfied with the time they had to wait for an appointment	1	2	N/A	86.1%	88.1%	87.4%

\* This is based on patients treated on this contract for their most recent course of treatment. Figures in italics indicate the base number of FP17s or Patient Questionnaire responses are less than 100. N/A is shown where the base number of responses is less than 10 during the period. % is calculated as Quantity/Base number\*100

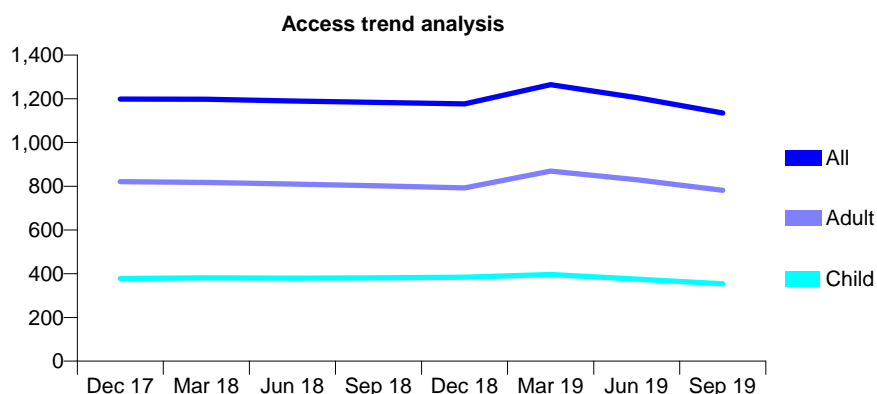
## Q52 - Vital Signs At a Glance Contract Report for 151823/0001 - September 2019

Name or company name	Brighthouse Dental Team Ltd
Contract type name	GDS Contract
Purpose of contract	General
Contract start date	26/10/2013
Contract end date	

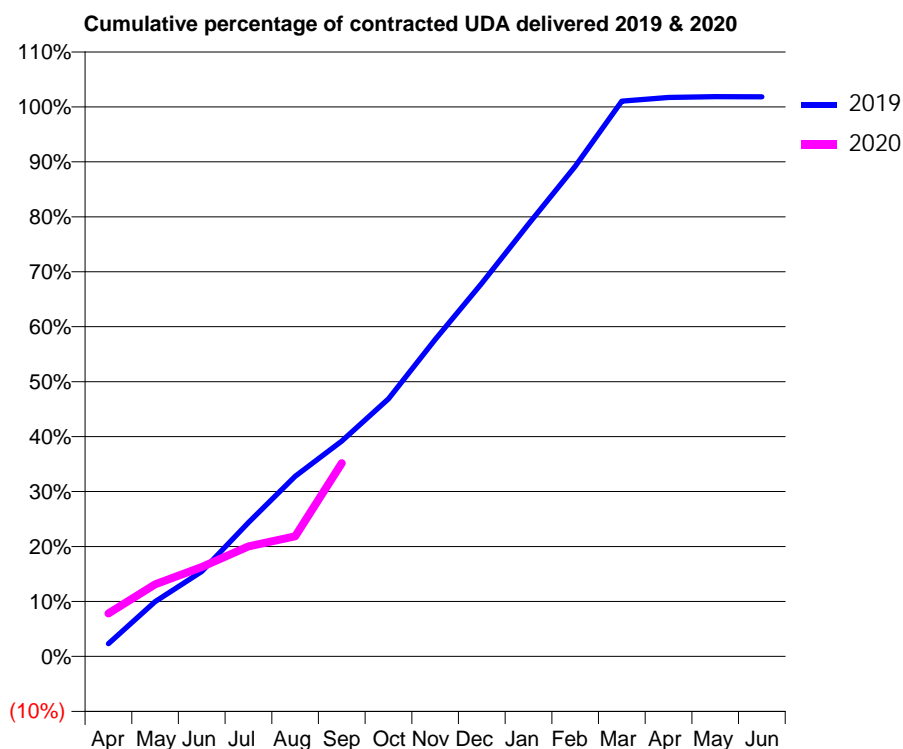
19/20 Contracted general activity (UDA)	3,400
Carry forward general activity (UDA)	-62
19/20 Contracted orthodontic activity (UOA)	0
Carry forward orthodontic activity (UOA)	0
Baseline contract value	£93,097.01

### ACCESS\*

Patients seen in 24 months	Total	Change since previous quarter
Quarter ending September 2018	1,183	
Quarter ending December 2018	1,177	→
Quarter ending March 2019	1,265	↑
Quarter ending June 2019	1,205	↓
Quarter ending September 2019	1,135	↓
<b>Variance since September 2018</b>	<b>(4.1%)</b>	<b>↓</b>



### ACTIVITY



Month	2019	2020
April	79	266
May	340	446
June	525	554
July	829	681
August	1,114	743
September	1,332	1,196
October	1,594	
November	1,961	
December	2,309	
January	2,675	
February	3,033	
March	3,435	
April	3,459	
May	3,464	
June	3,462	

### QUALITY

	Quantity	Base Number	Contract	AT	Region	England
% of FP17s for the same patient ID Re-attending within 3 months - Children	15	222	6.8%	10.1%	12.1%	11.5%
% of FP17s for the same patient ID Re-attending within 3 months - Adults	119	496	24.0%	13.4%	15.6%	15.4%
% of FP17s for the same patient ID Re-attending between 3 & 9 months - Children	153	222	68.9%	63.4%	61.2%	59.7%
% of FP17s for the same patient ID Re-attending between 3 & 9 months - Adults	265	496	53.4%	56.9%	54.3%	51.7%
% of FP17s for Band 1 Urgent Courses	59	708	8.3%	7.5%	9.1%	9.2%
% of FP17s Relating to Free Repair or Replacements	0	708	0.0%	0.9%	0.9%	0.7%
% of FP17s Relating to Continuations	1	708	0.1%	0.9%	1.0%	0.8%
% of Patients satisfied with the dentistry they have received	0	0	N/A	94.6%	94.4%	93.5%
% of Patients satisfied with the time they had to wait for an appointment	0	0	N/A	86.1%	88.1%	87.4%

\* This is based on patients treated on this contract for their most recent course of treatment. Figures in italics indicate the base number of FP17s or Patient Questionnaire responses are less than 100. N/A is shown where the base number of responses is less than 10 during the period. % is calculated as Quantity/Base number\*100

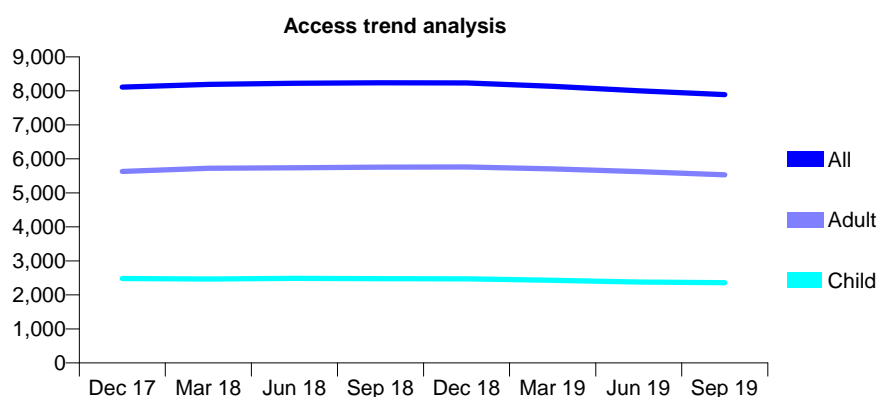
## Q52 - Vital Signs At a Glance Contract Report for 154520/0001 - September 2019

Name or company name	K S Hunjan Associates Limited
Contract type name	GDS Contract
Purpose of contract	General
Contract start date	01/04/2010
Contract end date	

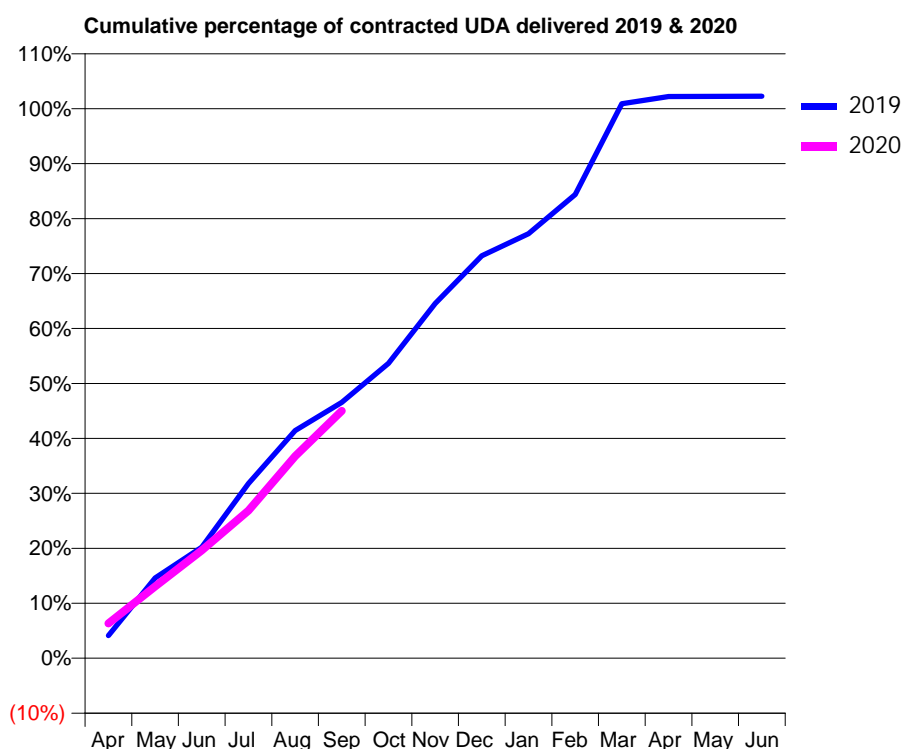
19/20 Contracted general activity (UDA)	25,000
Carry forward general activity (UDA)	-500
19/20 Contracted orthodontic activity (UOA)	0
Carry forward orthodontic activity (UOA)	0
Baseline contract value	£812,887.97

### ACCESS\*

Patients seen in 24 months	Total	Change since previous quarter
Quarter ending September 2018	8,237	
Quarter ending December 2018	8,235	→
Quarter ending March 2019	8,135	↓
Quarter ending June 2019	8,002	↓
Quarter ending September 2019	7,890	↓
<b>Variance since September 2018</b>	<b>(4.2%)</b>	<b>↓</b>



### ACTIVITY



Month	2019	2020
April	1,037	1,588
May	3,648	3,269
June	5,053	4,904
July	7,943	6,716
August	10,361	9,196
September	11,638	11,253
October	13,414	
November	16,135	
December	18,306	
January	19,313	
February	21,097	
March	25,221	
April	25,553	
May	25,554	
June	25,570	

### QUALITY

	Quantity	Base Number	Contract	AT	Region	England
% of FP17s for the same patient ID Re-attending within 3 months - Children	215	1,671	12.9%	10.1%	12.1%	11.5%
% of FP17s for the same patient ID Re-attending within 3 months - Adults	758	4,065	18.6%	13.4%	15.6%	15.4%
% of FP17s for the same patient ID Re-attending between 3 & 9 months - Children	1,047	1,671	62.7%	63.4%	61.2%	59.7%
% of FP17s for the same patient ID Re-attending between 3 & 9 months - Adults	2,421	4,065	59.6%	56.9%	54.3%	51.7%
% of FP17s for Band 1 Urgent Courses	717	5,573	12.9%	7.5%	9.1%	9.2%
% of FP17s Relating to Free Repair or Replacements	53	5,573	1.0%	0.9%	0.9%	0.7%
% of FP17s Relating to Continuations	60	5,573	1.1%	0.9%	1.0%	0.8%
% of Patients satisfied with the dentistry they have received	2	2	N/A	94.6%	94.4%	93.5%
% of Patients satisfied with the time they had to wait for an appointment	1	2	N/A	86.1%	88.1%	87.4%

\* This is based on patients treated on this contract for their most recent course of treatment.

Figures in italics indicate the base number of FP17s or Patient Questionnaire responses are less than 100. N/A is shown where the base number of responses is less than 10 during the period. % is calculated as Quantity/Base number\*100

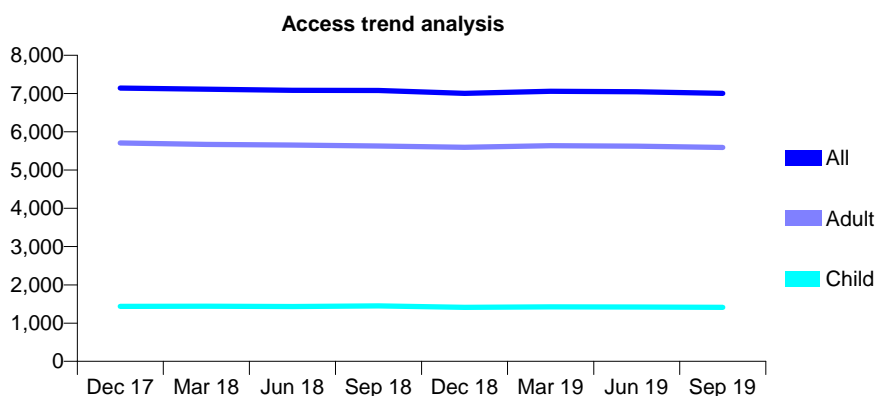
## Q52 - Vital Signs At a Glance Contract Report for 154660/0001 - September 2019

Name or company name	Northgate Practice Limited
Contract type name	GDS Contract
Purpose of contract	General
Contract start date	01/06/2011
Contract end date	

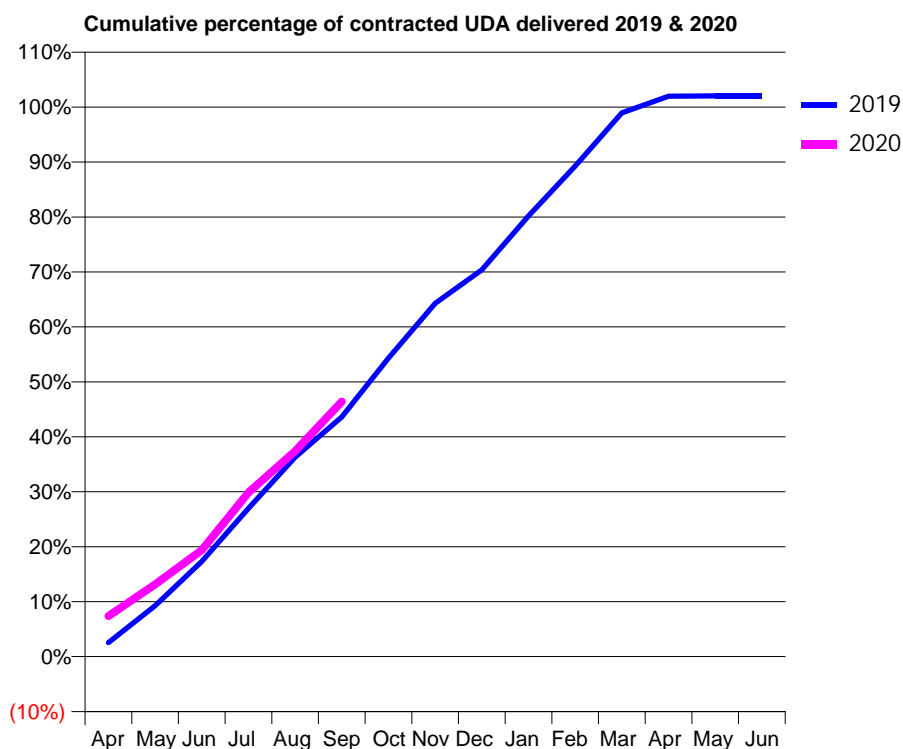
19/20 Contracted general activity (UDA)	20,000
Carry forward general activity (UDA)	-400
19/20 Contracted orthodontic activity (UOA)	0
Carry forward orthodontic activity (UOA)	0
Baseline contract value	£790,172.69

### ACCESS\*

Patients seen in 24 months	Total	Change since previous quarter
Quarter ending September 2018	7,078	
Quarter ending December 2018	7,004	↓
Quarter ending March 2019	7,059	→
Quarter ending June 2019	7,046	→
Quarter ending September 2019	7,004	→
<b>Variance since September 2018</b>	<b>(1.0%)</b>	<b>↓</b>



### ACTIVITY



Month	Adjusted Scheduled Activity (UDA)	
	2019	2020
April	510	1,480
May	1,856	2,628
June	3,463	3,875
July	5,397	5,974
August	7,261	7,481
September	8,724	9,284
October	10,865	
November	12,857	
December	14,073	
January	16,036	
February	17,854	
March	19,789	
April	20,397	
May	20,406	
June	20,407	

### QUALITY

	Quantity	Base Number	Contract	AT	Region	England
% of FP17s for the same patient ID Re-attending within 3 months - Children	88	1,127	7.8%	10.1%	12.1%	11.5%
% of FP17s for the same patient ID Re-attending within 3 months - Adults	617	4,134	14.9%	13.4%	15.6%	15.4%
% of FP17s for the same patient ID Re-attending between 3 & 9 months - Children	787	1,127	69.8%	63.4%	61.2%	59.7%
% of FP17s for the same patient ID Re-attending between 3 & 9 months - Adults	2,392	4,134	57.9%	56.9%	54.3%	51.7%
% of FP17s for Band 1 Urgent Courses	336	4,968	6.8%	7.5%	9.1%	9.2%
% of FP17s Relating to Free Repair or Replacements	111	4,968	2.2%	0.9%	0.9%	0.7%
% of FP17s Relating to Continuations	95	4,968	1.9%	0.9%	1.0%	0.8%
% of Patients satisfied with the dentistry they have received	2	3	N/A	94.6%	94.4%	93.5%
% of Patients satisfied with the time they had to wait for an appointment	3	3	N/A	86.1%	88.1%	87.4%

\* This is based on patients treated on this contract for their most recent course of treatment. Figures in italics indicate the base number of FP17s or Patient Questionnaire responses are less than 100. N/A is shown where the base number of responses is less than 10 during the period. % is calculated as Quantity/Base number\*100

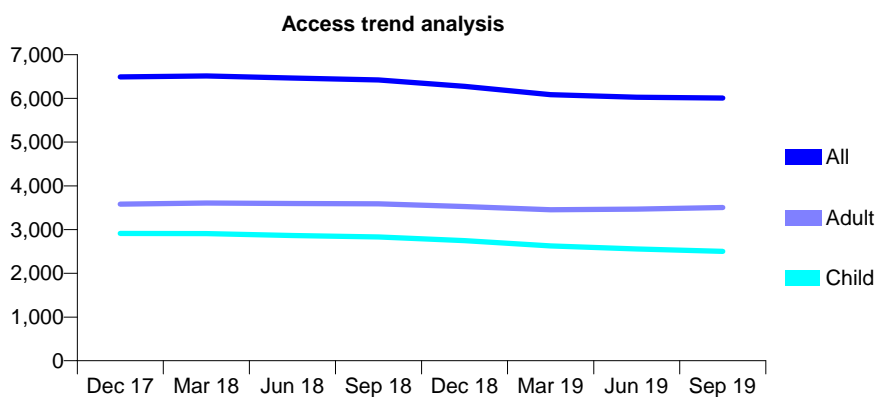
## Q52 - Vital Signs At a Glance Contract Report for 156809/0001 - September 2019

Name or company name	Thornhill Dental Surgery Ltd
Contract type name	GDS Contract
Purpose of contract	General
Contract start date	01/10/2012
Contract end date	

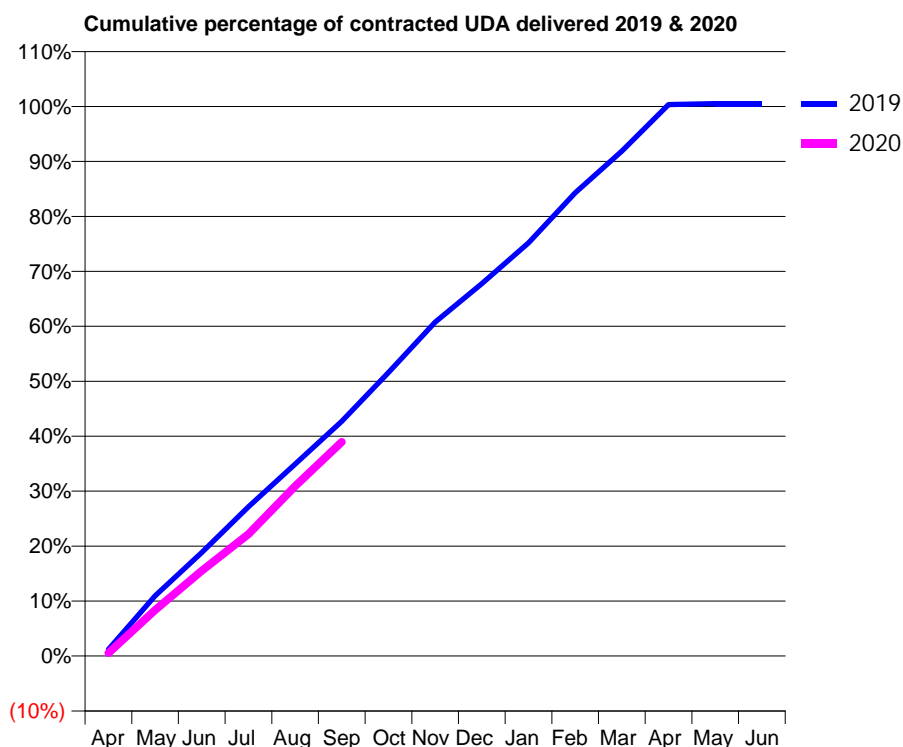
19/20 Contracted general activity (UDA)	20,625
Carry forward general activity (UDA)	-102
19/20 Contracted orthodontic activity (UOA)	0
Carry forward orthodontic activity (UOA)	0
Baseline contract value	£752,475.13

### ACCESS\*

Patients seen in 24 months	Total	Change since previous quarter
Quarter ending September 2018	6,421	
Quarter ending December 2018	6,275	↓
Quarter ending March 2019	6,084	↓
Quarter ending June 2019	6,024	→
Quarter ending September 2019	6,008	→
<b>Variance since September 2018</b>	<b>(6.4%)</b>	<b>↓</b>



### ACTIVITY



Month	Adjusted Scheduled Activity (UDA)	
	2019	2020
April	247	111
May	2,259	1,730
June	3,884	3,202
July	5,601	4,570
August	7,205	6,379
September	8,805	8,037
October	10,636	
November	12,532	
December	13,977	
January	15,509	
February	17,384	
March	18,947	
April	20,695	
May	20,726	
June	20,727	

### QUALITY

	Quantity	Base Number	Contract	AT	Region	England
% of FP17s for the same patient ID Re-attending within 3 months - Children	239	2,819	8.5%	10.1%	12.1%	11.5%
% of FP17s for the same patient ID Re-attending within 3 months - Adults	251	2,493	10.1%	13.4%	15.6%	15.4%
% of FP17s for the same patient ID Re-attending between 3 & 9 months - Children	2,233	2,819	79.2%	63.4%	61.2%	59.7%
% of FP17s for the same patient ID Re-attending between 3 & 9 months - Adults	1,573	2,493	63.1%	56.9%	54.3%	51.7%
% of FP17s for Band 1 Urgent Courses	179	4,330	4.1%	7.5%	9.1%	9.2%
% of FP17s Relating to Free Repair or Replacements	38	4,330	0.9%	0.9%	0.9%	0.7%
% of FP17s Relating to Continuations	22	4,330	0.5%	0.9%	1.0%	0.8%
% of Patients satisfied with the dentistry they have received	6	6	N/A	94.6%	94.4%	93.5%
% of Patients satisfied with the time they had to wait for an appointment	6	6	N/A	86.1%	88.1%	87.4%

\* This is based on patients treated on this contract for their most recent course of treatment.

Figures in italics indicate the base number of FP17s or Patient Questionnaire responses are less than 100. N/A is shown where the base number of responses is less than 10 during the period. % is calculated as Quantity/Base number\*100

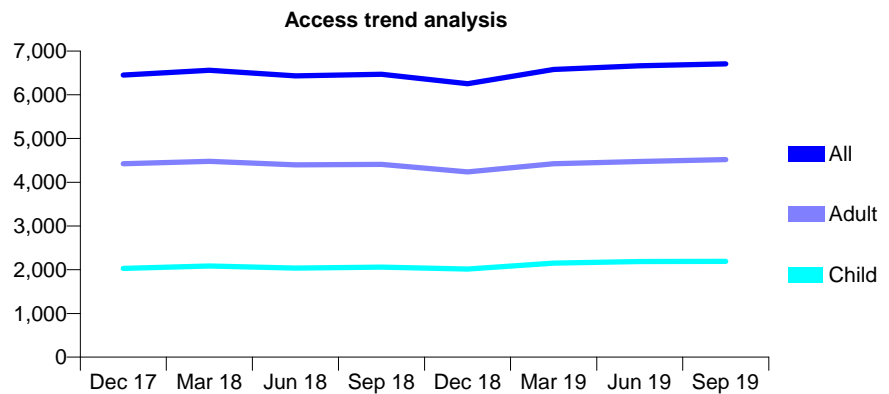
## Q52 - Vital Signs At a Glance Contract Report for 158267/0001 - September 2019

Name or company name	WALRUS DENTAL CARE LTD
Contract type name	GDS Contract
Purpose of contract	General
Contract start date	01/10/2009
Contract end date	

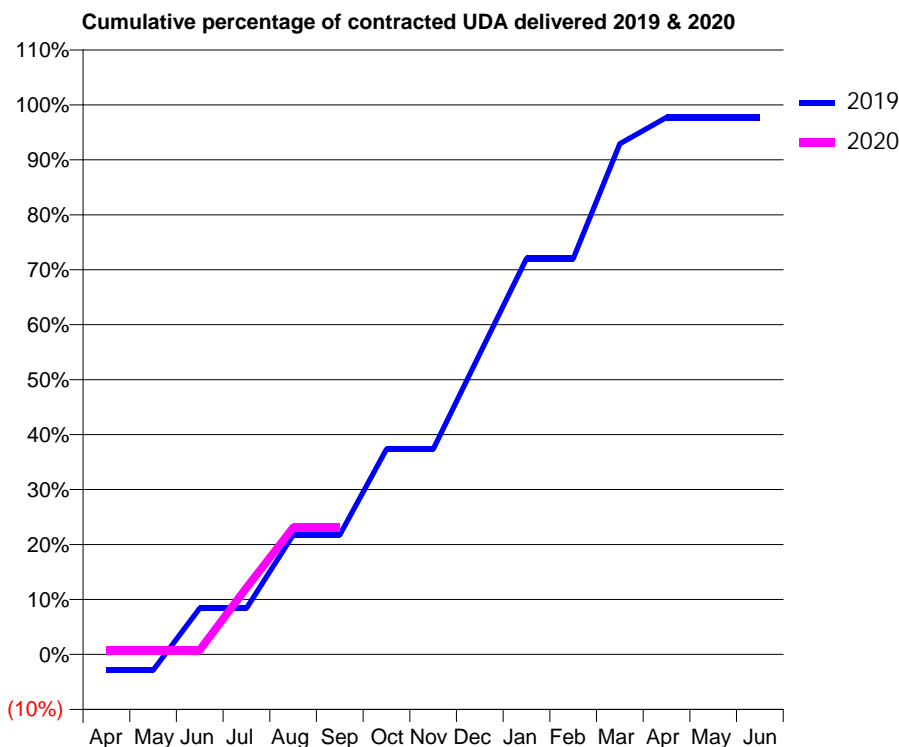
19/20 Contracted general activity (UDA)	21,877
Carry forward general activity (UDA)	501
19/20 Contracted orthodontic activity (UOA)	0
Carry forward orthodontic activity (UOA)	0
Baseline contract value	£637,278.08

### ACCESS\*

Patients seen in 24 months	Total	Change since previous quarter
Quarter ending September 2018	6,469	
Quarter ending December 2018	6,254	↓
Quarter ending March 2019	6,578	↑
Quarter ending June 2019	6,662	→
Quarter ending September 2019	6,710	→
<b>Variance since September 2018</b>	<b>3.7%</b>	<b>↑</b>



### ACTIVITY



Month	Adjusted Scheduled Activity (UDA)	
	2019	2020
April	-635	176
May	-635	176
June	1,841	176
July	1,841	2,650
August	4,760	5,054
September	4,760	5,054
October	8,172	
November	8,172	
December	11,971	
January	15,757	
February	15,757	
March	20,327	
April	21,376	
May	21,376	
June	21,376	

### QUALITY

	Quantity	Base Number	Contract	AT	Region	England
% of FP17s for the same patient ID Re-attending within 3 months - Children	71	992	7.2%	10.1%	12.1%	11.5%
% of FP17s for the same patient ID Re-attending within 3 months - Adults	248	1,954	12.7%	13.4%	15.6%	15.4%
% of FP17s for the same patient ID Re-attending between 3 & 9 months - Children	560	992	56.5%	63.4%	61.2%	59.7%
% of FP17s for the same patient ID Re-attending between 3 & 9 months - Adults	1,035	1,954	53.0%	56.9%	54.3%	51.7%
% of FP17s for Band 1 Urgent Courses	189	2,249	8.4%	7.5%	9.1%	9.2%
% of FP17s Relating to Free Repair or Replacements	17	2,249	0.8%	0.9%	0.9%	0.7%
% of FP17s Relating to Continuations	1	2,249	0.0%	0.9%	1.0%	0.8%
% of Patients satisfied with the dentistry they have received	2	2	N/A	94.6%	94.4%	93.5%
% of Patients satisfied with the time they had to wait for an appointment	2	2	N/A	86.1%	88.1%	87.4%

\* This is based on patients treated on this contract for their most recent course of treatment. Figures in italics indicate the base number of FP17s or Patient Questionnaire responses are less than 100. N/A is shown where the base number of responses is less than 10 during the period. % is calculated as Quantity/Base number\*100

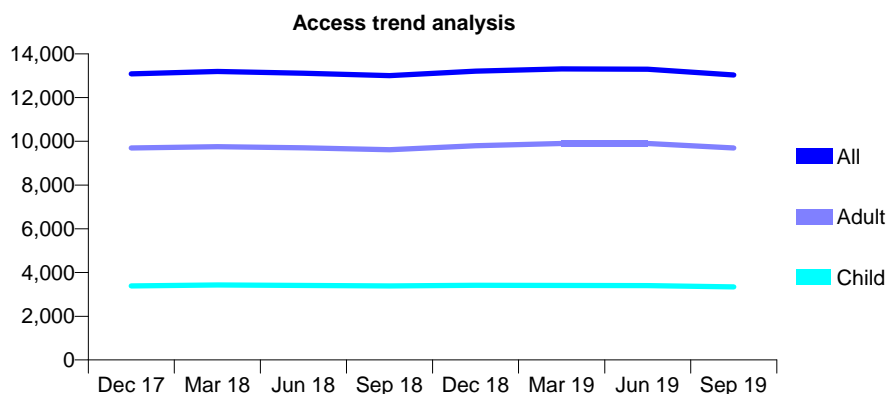
## Q52 - Vital Signs At a Glance Contract Report for 159492/0001 - September 2019

Name or company name	James Taylor & Partners Ltd
Contract type name	GDS Contract
Purpose of contract	General
Contract start date	01/11/2010
Contract end date	

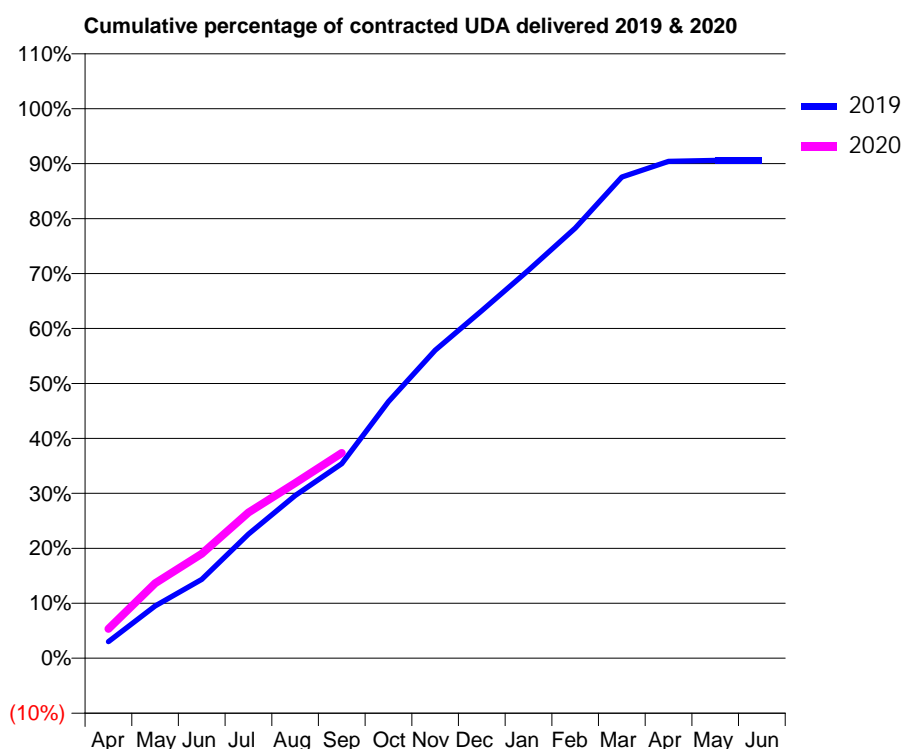
19/20 Contracted general activity (UDA)	42,343
Carry forward general activity (UDA)	0
19/20 Contracted orthodontic activity (UOA)	0
Carry forward orthodontic activity (UOA)	0
Baseline contract value	£1,174,898.34

### ACCESS\*

Patients seen in 24 months	Total	Change since previous quarter
Quarter ending September 2018	13,003	
Quarter ending December 2018	13,212	→
Quarter ending March 2019	13,313	→
Quarter ending June 2019	13,296	→
Quarter ending September 2019	13,034	↓
<b>Variance since September 2018</b>	<b>0.2%</b>	<b>→</b>



### ACTIVITY



Month	2019	2020
April	1,283	2,267
May	4,028	5,781
June	6,079	8,049
July	9,562	11,222
August	12,539	13,495
September	14,983	15,824
October	19,777	
November	23,733	
December	26,781	
January	29,894	
February	33,148	
March	37,078	
April	38,282	
May	38,356	
June	38,355	

### QUALITY

	Quantity	Base Number	Contract	AT	Region	England
% of FP17s for the same patient ID Re-attending within 3 months - Children	212	2,339	9.1%	10.1%	12.1%	11.5%
% of FP17s for the same patient ID Re-attending within 3 months - Adults	896	6,763	13.2%	13.4%	15.6%	15.4%
% of FP17s for the same patient ID Re-attending between 3 & 9 months - Children	1,594	2,339	68.1%	63.4%	61.2%	59.7%
% of FP17s for the same patient ID Re-attending between 3 & 9 months - Adults	4,202	6,763	62.1%	56.9%	54.3%	51.7%
% of FP17s for Band 1 Urgent Courses	535	7,672	7.0%	7.5%	9.1%	9.2%
% of FP17s Relating to Free Repair or Replacements	51	7,672	0.7%	0.9%	0.9%	0.7%
% of FP17s Relating to Continuations	39	7,672	0.5%	0.9%	1.0%	0.8%
% of Patients satisfied with the dentistry they have received	2	2	N/A	94.6%	94.4%	93.5%
% of Patients satisfied with the time they had to wait for an appointment	2	2	N/A	86.1%	88.1%	87.4%

\* This is based on patients treated on this contract for their most recent course of treatment.

Figures in italics indicate the base number of FP17s or Patient Questionnaire responses are less than 100. N/A is shown where the base number of responses is less than 10 during the period. % is calculated as Quantity/Base number\*100

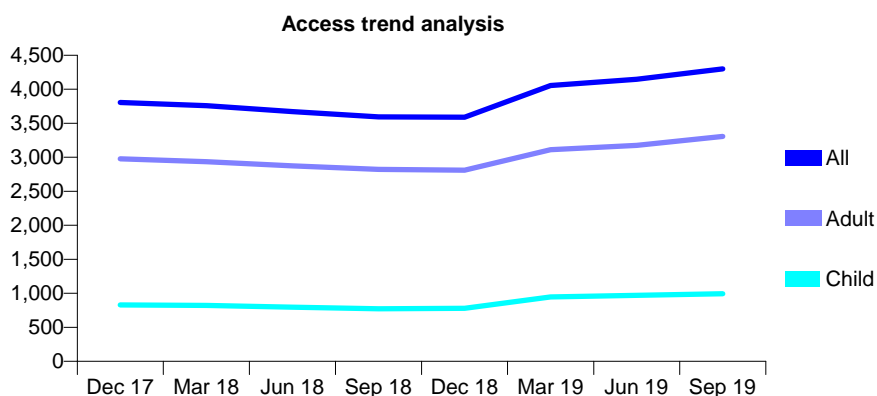
## Q52 - Vital Signs At a Glance Contract Report for 159778/0001 - September 2019

Name or company name	Yorkshire Smiles Limited
Contract type name	GDS Contract
Purpose of contract	General
Contract start date	01/07/2012
Contract end date	

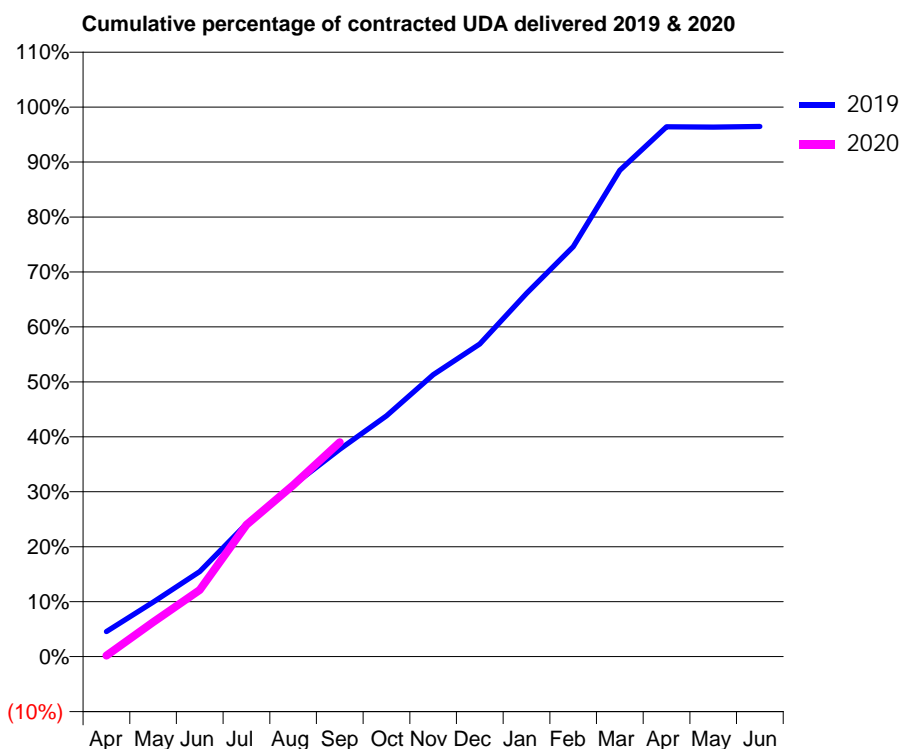
19/20 Contracted general activity (UDA)	16,750
Carry forward general activity (UDA)	590
19/20 Contracted orthodontic activity (UOA)	0
Carry forward orthodontic activity (UOA)	0
Baseline contract value	£491,529.56

### ACCESS\*

Patients seen in 24 months	Total	Change since previous quarter
Quarter ending September 2018	3,596	
Quarter ending December 2018	3,589	→
Quarter ending March 2019	4,056	↑
Quarter ending June 2019	4,148	↑
Quarter ending September 2019	4,300	↑
<b>Variance since September 2018</b>	<b>19.6%</b>	<b>↑</b>



### ACTIVITY



Month	Adjusted Scheduled Activity (UDA)	
	2019	2020
April	767	31
May	1,661	1,050
June	2,594	2,033
July	4,046	4,017
August	5,228	5,230
September	6,318	6,533
October	7,340	
November	8,589	
December	9,531	
January	11,070	
February	12,496	
March	14,821	
April	16,146	
May	16,141	
June	16,160	

### QUALITY

	Quantity	Base Number	Contract	AT	Region	England
% of FP17s for the same patient ID Re-attending within 3 months - Children	100	724	13.8%	10.1%	12.1%	11.5%
% of FP17s for the same patient ID Re-attending within 3 months - Adults	613	2,860	21.4%	13.4%	15.6%	15.4%
% of FP17s for the same patient ID Re-attending between 3 & 9 months - Children	382	724	52.8%	63.4%	61.2%	59.7%
% of FP17s for the same patient ID Re-attending between 3 & 9 months - Adults	1,512	2,860	52.9%	56.9%	54.3%	51.7%
% of FP17s for Band 1 Urgent Courses	421	3,200	13.2%	7.5%	9.1%	9.2%
% of FP17s Relating to Free Repair or Replacements	86	3,200	2.7%	0.9%	0.9%	0.7%
% of FP17s Relating to Continuations	46	3,200	1.4%	0.9%	1.0%	0.8%
% of Patients satisfied with the dentistry they have received	2	2	N/A	94.6%	94.4%	93.5%
% of Patients satisfied with the time they had to wait for an appointment	2	2	N/A	86.1%	88.1%	87.4%

\* This is based on patients treated on this contract for their most recent course of treatment. Figures in italics indicate the base number of FP17s or Patient Questionnaire responses are less than 100. N/A is shown where the base number of responses is less than 10 during the period. % is calculated as Quantity/Base number\*100



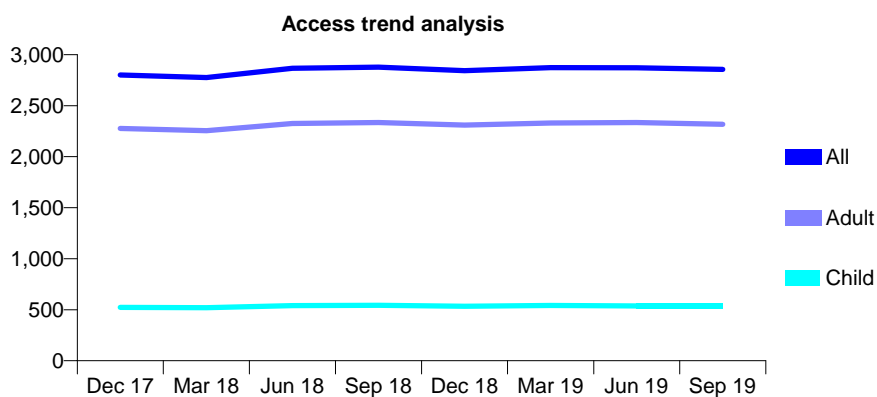
## Q52 - Vital Signs At a Glance Contract Report for 160962/0001 - September 2019

Name or company name	Chris Anderson Dental Surgeon Limited
Contract type name	GDS Contract
Purpose of contract	General
Contract start date	01/05/2012
Contract end date	

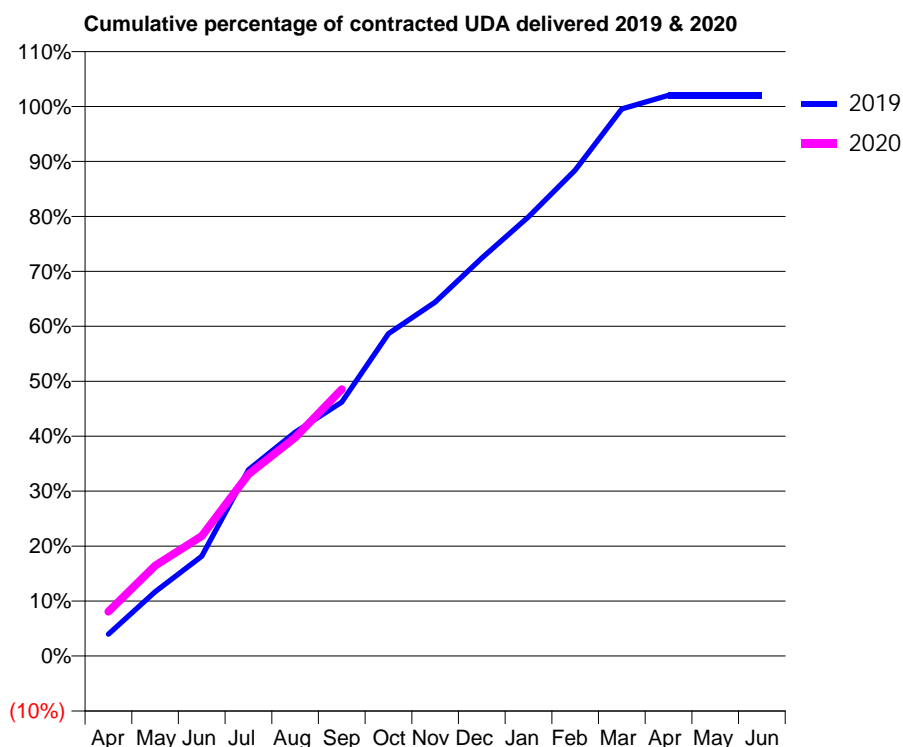
19/20 Contracted general activity (UDA)	5,910
Carry forward general activity (UDA)	-118
19/20 Contracted orthodontic activity (UOA)	0
Carry forward orthodontic activity (UOA)	0
Baseline contract value	£180,367.58

### ACCESS\*

Patients seen in 24 months	Total	Change since previous quarter
Quarter ending September 2018	2,878	
Quarter ending December 2018	2,844	↓
Quarter ending March 2019	2,872	→
Quarter ending June 2019	2,871	→
Quarter ending September 2019	2,856	→
<b>Variance since September 2018</b>	<b>(0.8%)</b>	→



### ACTIVITY



Month	Adjusted Scheduled Activity (UDA)	
	2019	2020
April	234	478
May	692	971
June	1,074	1,290
July	2,003	1,954
August	2,407	2,350
September	2,732	2,868
October	3,467	
November	3,806	
December	4,279	
January	4,724	
February	5,226	
March	5,883	
April	6,029	
May	6,029	
June	6,029	

### QUALITY

	Quantity	Base Number	Contract	AT	Region	England
% of FP17s for the same patient ID Re-attending within 3 months - Children	25	367	6.8%	10.1%	12.1%	11.5%
% of FP17s for the same patient ID Re-attending within 3 months - Adults	179	1,555	11.5%	13.4%	15.6%	15.4%
% of FP17s for the same patient ID Re-attending between 3 & 9 months - Children	167	367	45.5%	63.4%	61.2%	59.7%
% of FP17s for the same patient ID Re-attending between 3 & 9 months - Adults	783	1,555	50.4%	56.9%	54.3%	51.7%
% of FP17s for Band 1 Urgent Courses	76	1,311	5.8%	7.5%	9.1%	9.2%
% of FP17s Relating to Free Repair or Replacements	8	1,311	0.6%	0.9%	0.9%	0.7%
% of FP17s Relating to Continuations	20	1,311	1.5%	0.9%	1.0%	0.8%
% of Patients satisfied with the dentistry they have received	0	0	N/A	94.6%	94.4%	93.5%
% of Patients satisfied with the time they had to wait for an appointment	0	0	N/A	86.1%	88.1%	87.4%

\* This is based on patients treated on this contract for their most recent course of treatment. Figures in italics indicate the base number of FP17s or Patient Questionnaire responses are less than 100. N/A is shown where the base number of responses is less than 10 during the period. % is calculated as Quantity/Base number\*100

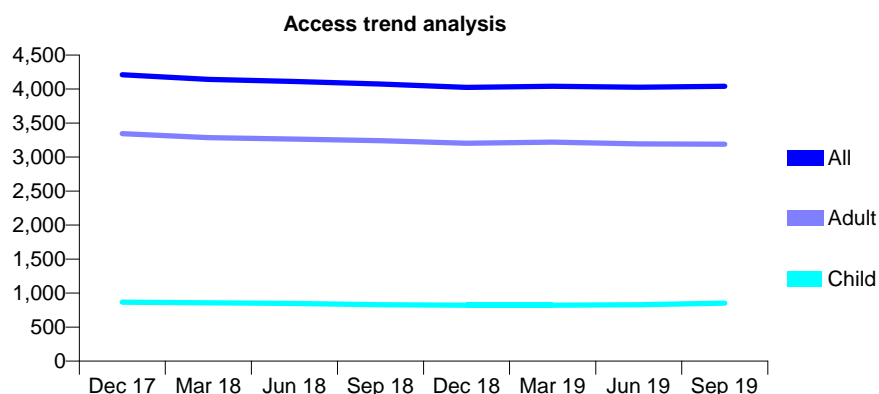
## Q52 - Vital Signs At a Glance Contract Report for 161071/0001 - September 2019

Name or company name	Nichols and Fisher Dental Care
Contract type name	GDS Contract
Purpose of contract	General
Contract start date	01/08/2006
Contract end date	

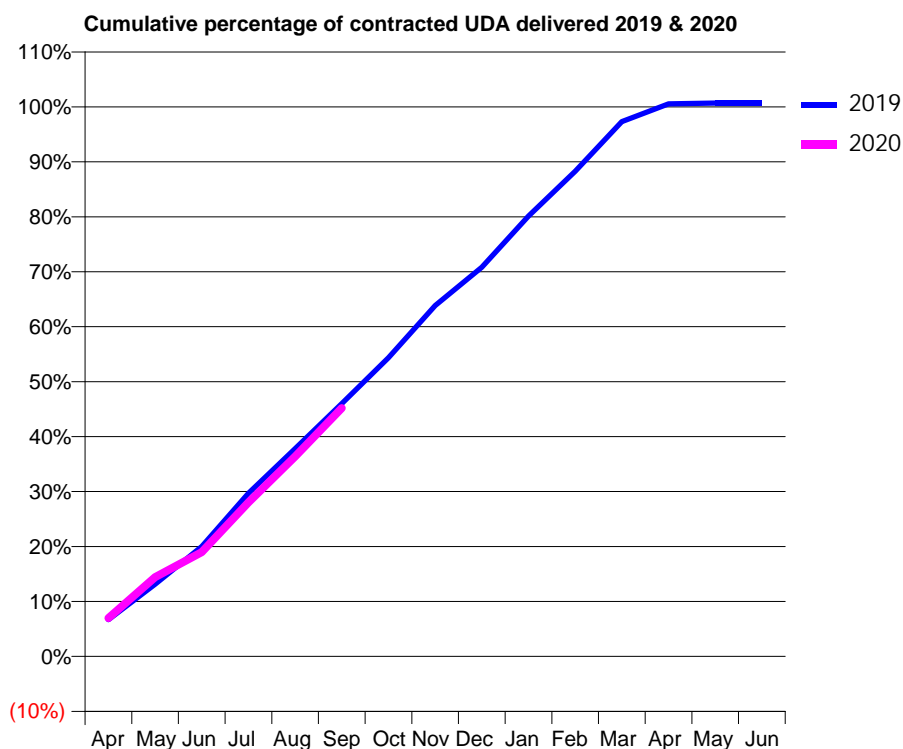
19/20 Contracted general activity (UDA)	11,228
Carry forward general activity (UDA)	-78
19/20 Contracted orthodontic activity (UOA)	0
Carry forward orthodontic activity (UOA)	0
Baseline contract value	£397,770.09

### ACCESS\*

Patients seen in 24 months	Total	Change since previous quarter
Quarter ending September 2018	4,074	
Quarter ending December 2018	4,025	↓
Quarter ending March 2019	4,042	→
Quarter ending June 2019	4,026	→
Quarter ending September 2019	4,042	→
<b>Variance since September 2018</b>	<b>(0.8%)</b>	→



### ACTIVITY



Month	Adjusted Scheduled Activity (UDA)	
	2019	2020
April	750	784
May	1,477	1,619
June	2,248	2,131
July	3,334	3,147
August	4,246	4,085
September	5,165	5,075
October	6,106	
November	7,170	
December	7,950	
January	8,998	
February	9,911	
March	10,926	
April	11,290	
May	11,306	
June	11,306	

### QUALITY

	Quantity	Base Number	Contract	AT	Region	England
% of FP17s for the same patient ID Re-attending within 3 months - Children	28	658	4.3%	10.1%	12.1%	11.5%
% of FP17s for the same patient ID Re-attending within 3 months - Adults	244	1,946	12.5%	13.4%	15.6%	15.4%
% of FP17s for the same patient ID Re-attending between 3 & 9 months - Children	407	658	61.9%	63.4%	61.2%	59.7%
% of FP17s for the same patient ID Re-attending between 3 & 9 months - Adults	767	1,946	39.4%	56.9%	54.3%	51.7%
% of FP17s for Band 1 Urgent Courses	156	2,441	6.4%	7.5%	9.1%	9.2%
% of FP17s Relating to Free Repair or Replacements	25	2,441	1.0%	0.9%	0.9%	0.7%
% of FP17s Relating to Continuations	43	2,441	1.8%	0.9%	1.0%	0.8%
% of Patients satisfied with the dentistry they have received	0	0	N/A	94.6%	94.4%	93.5%
% of Patients satisfied with the time they had to wait for an appointment	0	0	N/A	86.1%	88.1%	87.4%

\* This is based on patients treated on this contract for their most recent course of treatment. Figures in italics indicate the base number of FP17s or Patient Questionnaire responses are less than 100. N/A is shown where the base number of responses is less than 10 during the period. % is calculated as Quantity/Base number\*100

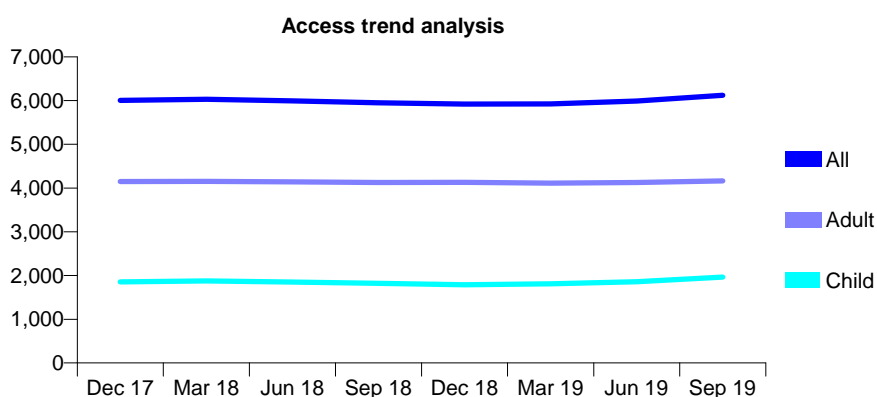
## Q52 - Vital Signs At a Glance Contract Report for 161942/0001 - September 2019

Name or company name	Greenhead Dental Practice Limited
Contract type name	GDS Contract
Purpose of contract	General
Contract start date	01/11/2008
Contract end date	

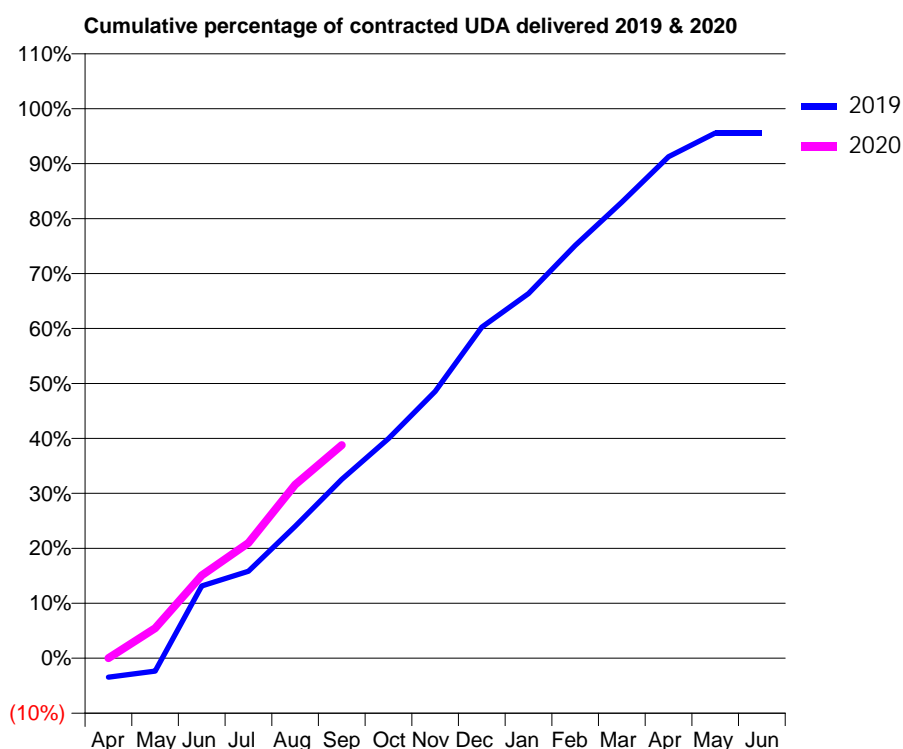
19/20 Contracted general activity (UDA)	18,600
Carry forward general activity (UDA)	0
19/20 Contracted orthodontic activity (UOA)	0
Carry forward orthodontic activity (UOA)	0
Baseline contract value	£489,766.56

### ACCESS\*

Patients seen in 24 months	Total	Change since previous quarter
Quarter ending September 2018	5,950	
Quarter ending December 2018	5,920	→
Quarter ending March 2019	5,924	→
Quarter ending June 2019	5,989	→
Quarter ending September 2019	6,123	↑
<b>Variance since September 2018</b>	<b>2.9%</b>	<b>↑</b>



### ACTIVITY



Month	2019	2020
April	-648	0
May	-440	1,020
June	2,448	2,803
July	2,944	3,904
August	4,468	5,873
September	6,057	7,210
October	7,435	
November	9,033	
December	11,207	
January	12,343	
February	13,972	
March	15,433	
April	16,976	
May	17,772	
June	17,772	

### QUALITY

	Quantity	Base Number	Contract	AT	Region	England
% of FP17s for the same patient ID Re-attending within 3 months - Children	123	1,675	7.3%	10.1%	12.1%	11.5%
% of FP17s for the same patient ID Re-attending within 3 months - Adults	562	3,627	15.5%	13.4%	15.6%	15.4%
% of FP17s for the same patient ID Re-attending between 3 & 9 months - Children	1,011	1,675	60.4%	63.4%	61.2%	59.7%
% of FP17s for the same patient ID Re-attending between 3 & 9 months - Adults	2,420	3,627	66.7%	56.9%	54.3%	51.7%
% of FP17s for Band 1 Urgent Courses	153	4,074	3.8%	7.5%	9.1%	9.2%
% of FP17s Relating to Free Repair or Replacements	40	4,074	1.0%	0.9%	0.9%	0.7%
% of FP17s Relating to Continuations	67	4,074	1.6%	0.9%	1.0%	0.8%
% of Patients satisfied with the dentistry they have received	2	2	N/A	94.6%	94.4%	93.5%
% of Patients satisfied with the time they had to wait for an appointment	2	2	N/A	86.1%	88.1%	87.4%

\* This is based on patients treated on this contract for their most recent course of treatment. Figures in italics indicate the base number of FP17s or Patient Questionnaire responses are less than 100. N/A is shown where the base number of responses is less than 10 during the period. % is calculated as Quantity/Base number\*100

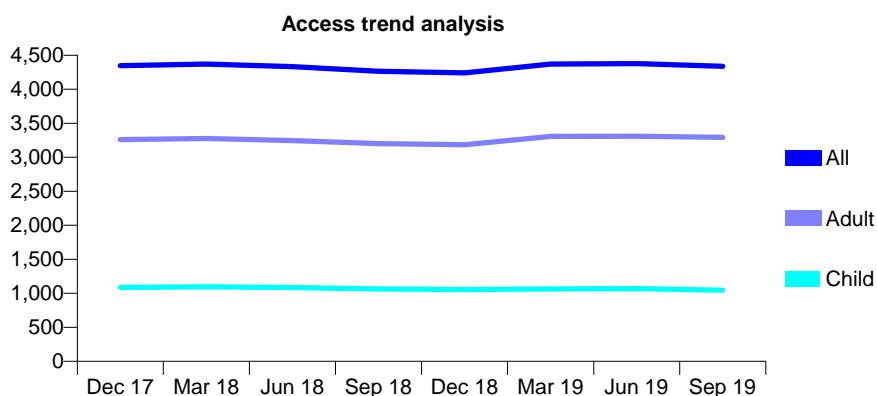
## Q52 - Vital Signs At a Glance Contract Report for 162892/0001 - September 2019

Name or company name	Royd House Dental Practice Limited
Contract type name	GDS Contract
Purpose of contract	General
Contract start date	01/04/2007
Contract end date	

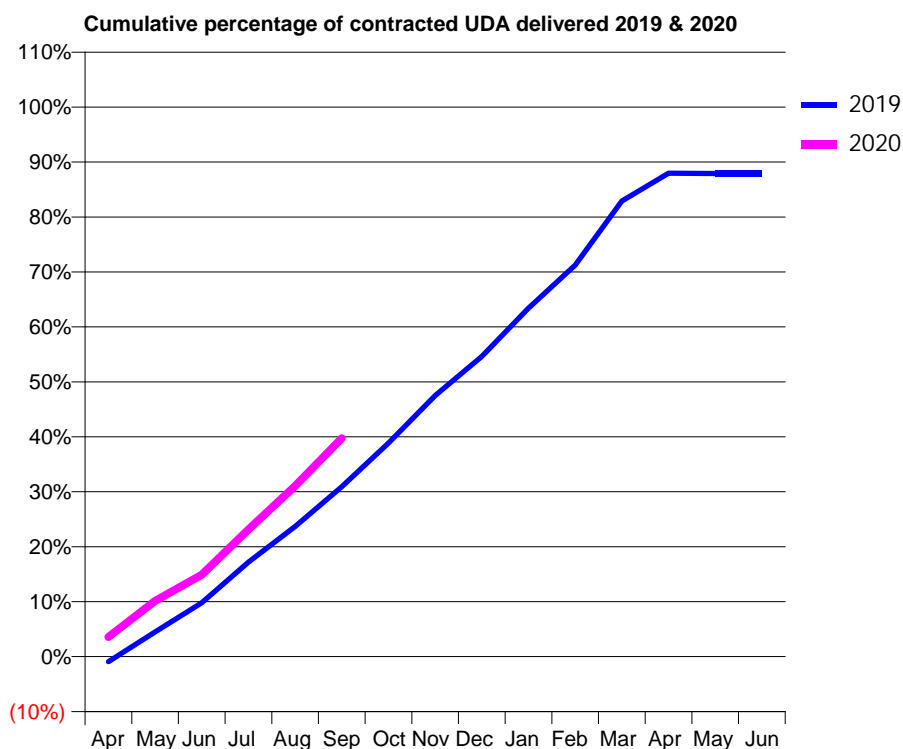
19/20 Contracted general activity (UDA)	12,786
Carry forward general activity (UDA)	0
19/20 Contracted orthodontic activity (UOA)	0
Carry forward orthodontic activity (UOA)	0
Baseline contract value	£305,435.62

### ACCESS\*

Patients seen in 24 months	Total	Change since previous quarter
Quarter ending September 2018	4,264	
Quarter ending December 2018	4,241	→
Quarter ending March 2019	4,371	↑
Quarter ending June 2019	4,377	→
Quarter ending September 2019	4,339	→
<b>Variance since September 2018</b>	<b>1.8%</b>	<b>→</b>



### ACTIVITY



Month	Adjusted Scheduled Activity (UDA)	
	2019	2020
April	-120	459
May	576	1,300
June	1,251	1,906
July	2,200	2,958
August	3,030	3,974
September	3,951	5,080
October	4,968	
November	6,075	
December	6,983	
January	8,110	
February	9,112	
March	10,596	
April	11,245	
May	11,240	
June	11,240	

### QUALITY

	Quantity	Base Number	Contract	AT	Region	England
% of FP17s for the same patient ID Re-attending within 3 months - Children	44	904	4.9%	10.1%	12.1%	11.5%
% of FP17s for the same patient ID Re-attending within 3 months - Adults	373	2,631	14.2%	13.4%	15.6%	15.4%
% of FP17s for the same patient ID Re-attending between 3 & 9 months - Children	675	904	74.7%	63.4%	61.2%	59.7%
% of FP17s for the same patient ID Re-attending between 3 & 9 months - Adults	1,870	2,631	71.1%	56.9%	54.3%	51.7%
% of FP17s for Band 1 Urgent Courses	105	2,791	3.8%	7.5%	9.1%	9.2%
% of FP17s Relating to Free Repair or Replacements	28	2,791	1.0%	0.9%	0.9%	0.7%
% of FP17s Relating to Continuations	24	2,791	0.9%	0.9%	1.0%	0.8%
% of Patients satisfied with the dentistry they have received	3	3	N/A	94.6%	94.4%	93.5%
% of Patients satisfied with the time they had to wait for an appointment	2	3	N/A	86.1%	88.1%	87.4%

\* This is based on patients treated on this contract for their most recent course of treatment. Figures in italics indicate the base number of FP17s or Patient Questionnaire responses are less than 100. N/A is shown where the base number of responses is less than 10 during the period. % is calculated as Quantity/Base number\*100

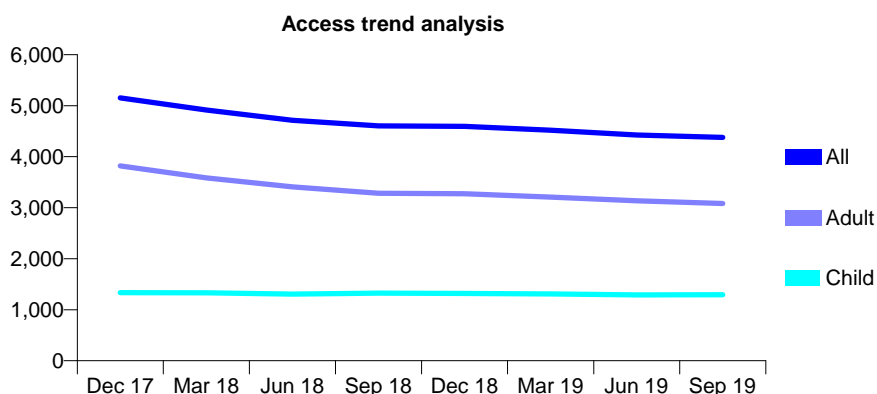
## Q52 - Vital Signs At a Glance Contract Report for 162965/0001 - September 2019

Name or company name	Clarendon Dental Spa (Leeds) Ltd
Contract type name	GDS Contract
Purpose of contract	General
Contract start date	01/10/2008
Contract end date	

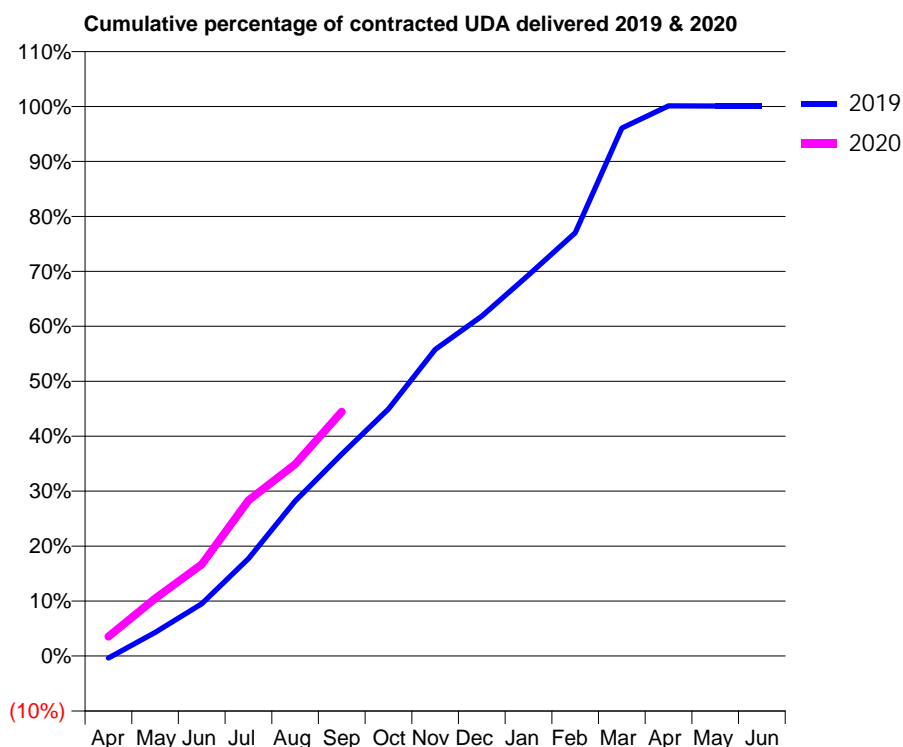
19/20 Contracted general activity (UDA)	13,200
Carry forward general activity (UDA)	-11
19/20 Contracted orthodontic activity (UOA)	0
Carry forward orthodontic activity (UOA)	0
Baseline contract value	£355,807.04

### ACCESS\*

Patients seen in 24 months	Total	Change since previous quarter
Quarter ending September 2018	4,606	
Quarter ending December 2018	4,595	→
Quarter ending March 2019	4,520	↓
Quarter ending June 2019	4,426	↓
Quarter ending September 2019	4,377	↓
<b>Variance since September 2018</b>	<b>(5.0%)</b>	<b>↓</b>



### ACTIVITY



Month	Adjusted Scheduled Activity (UDA)	
	2019	2020
April	-50	465
May	569	1,382
June	1,254	2,201
July	2,339	3,740
August	3,723	4,607
September	4,848	5,867
October	5,933	
November	7,364	
December	8,163	
January	9,150	
February	10,165	
March	12,680	
April	13,213	
May	13,211	
June	13,211	

### QUALITY

	Quantity	Base Number	Contract	AT	Region	England
% of FP17s for the same patient ID Re-attending within 3 months - Children	70	900	7.8%	10.1%	12.1%	11.5%
% of FP17s for the same patient ID Re-attending within 3 months - Adults	399	2,189	18.2%	13.4%	15.6%	15.4%
% of FP17s for the same patient ID Re-attending between 3 & 9 months - Children	534	900	59.3%	63.4%	61.2%	59.7%
% of FP17s for the same patient ID Re-attending between 3 & 9 months - Adults	1,267	2,189	57.9%	56.9%	54.3%	51.7%
% of FP17s for Band 1 Urgent Courses	321	2,904	11.1%	7.5%	9.1%	9.2%
% of FP17s Relating to Free Repair or Replacements	33	2,904	1.1%	0.9%	0.9%	0.7%
% of FP17s Relating to Continuations	1	2,904	0.0%	0.9%	1.0%	0.8%
% of Patients satisfied with the dentistry they have received	0	0	N/A	94.6%	94.4%	93.5%
% of Patients satisfied with the time they had to wait for an appointment	0	0	N/A	86.1%	88.1%	87.4%

\* This is based on patients treated on this contract for their most recent course of treatment. Figures in italics indicate the base number of FP17s or Patient Questionnaire responses are less than 100. N/A is shown where the base number of responses is less than 10 during the period. % is calculated as Quantity/Base number\*100

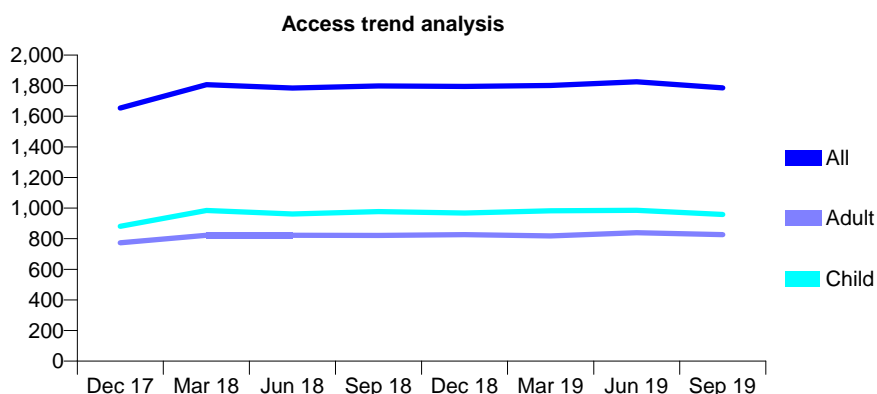
## Q52 - Vital Signs At a Glance Contract Report for 164240/0001 - September 2019

Name or company name	Acorn Villas Dental Practice
Contract type name	GDS Contract
Purpose of contract	General
Contract start date	01/04/2013
Contract end date	

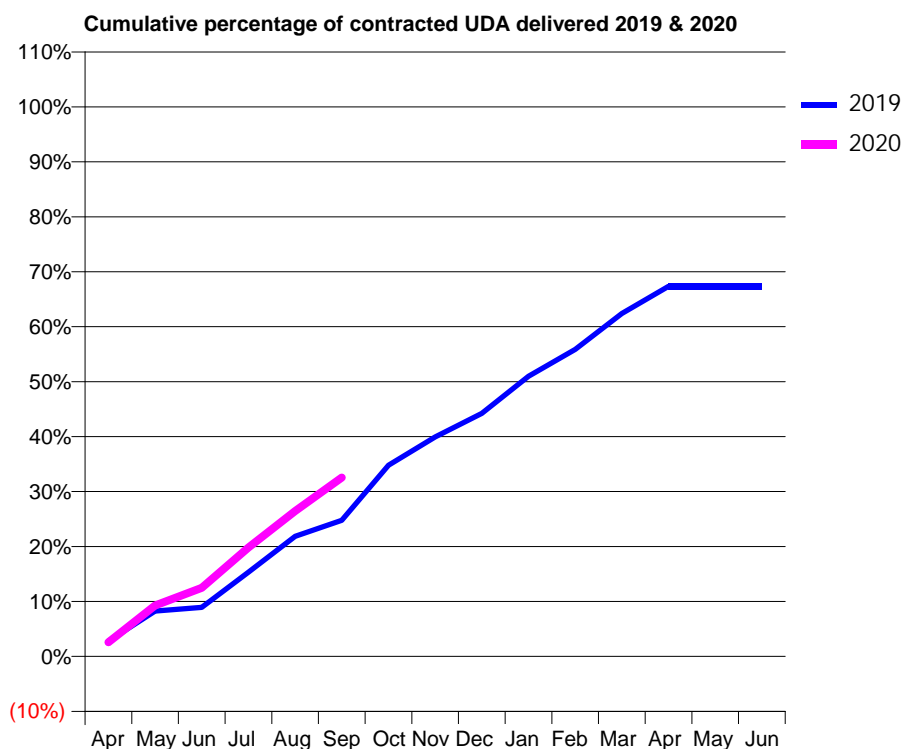
19/20 Contracted general activity (UDA)	5,926
Carry forward general activity (UDA)	0
19/20 Contracted orthodontic activity (UOA)	0
Carry forward orthodontic activity (UOA)	0
Baseline contract value	£169,006.20

### ACCESS\*

Patients seen in 24 months	Total	Change since previous quarter
Quarter ending September 2018	1,798	
Quarter ending December 2018	1,795	→
Quarter ending March 2019	1,801	→
Quarter ending June 2019	1,825	→
Quarter ending September 2019	1,785	↓
<b>Variance since September 2018</b>	<b>(0.7%)</b>	<b>→</b>



### ACTIVITY



Month	2019	2020
April	164	153
May	490	550
June	528	740
July	909	1,175
August	1,295	1,569
September	1,467	1,929
October	2,061	
November	2,368	
December	2,621	
January	3,020	
February	3,311	
March	3,697	
April	3,991	
May	3,992	
June	3,992	

### QUALITY

	Quantity	Base Number	Contract	AT	Region	England
% of FP17s for the same patient ID Re-attending within 3 months - Children	95	944	10.1%	10.1%	12.1%	11.5%
% of FP17s for the same patient ID Re-attending within 3 months - Adults	58	582	10.0%	13.4%	15.6%	15.4%
% of FP17s for the same patient ID Re-attending between 3 & 9 months - Children	665	944	70.4%	63.4%	61.2%	59.7%
% of FP17s for the same patient ID Re-attending between 3 & 9 months - Adults	358	582	61.5%	56.9%	54.3%	51.7%
% of FP17s for Band 1 Urgent Courses	41	1,379	3.0%	7.5%	9.1%	9.2%
% of FP17s Relating to Free Repair or Replacements	3	1,379	0.2%	0.9%	0.9%	0.7%
% of FP17s Relating to Continuations	34	1,379	2.5%	0.9%	1.0%	0.8%
% of Patients satisfied with the dentistry they have received	0	0	N/A	94.6%	94.4%	93.5%
% of Patients satisfied with the time they had to wait for an appointment	0	0	N/A	86.1%	88.1%	87.4%

\* This is based on patients treated on this contract for their most recent course of treatment. Figures in italics indicate the base number of FP17s or Patient Questionnaire responses are less than 100. N/A is shown where the base number of responses is less than 10 during the period. % is calculated as Quantity/Base number\*100

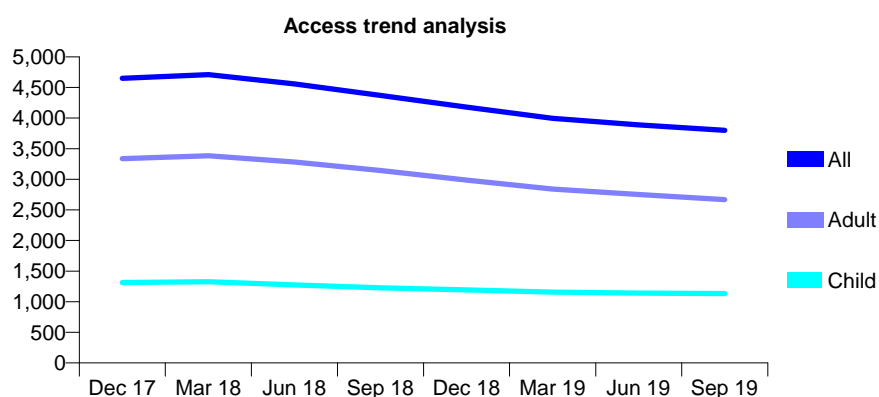
## Q52 - Vital Signs At a Glance Contract Report for 164631/0001 - September 2019

Name or company name	Armley Dental Practice Partnership
Contract type name	GDS Contract
Purpose of contract	General
Contract start date	01/05/2013
Contract end date	

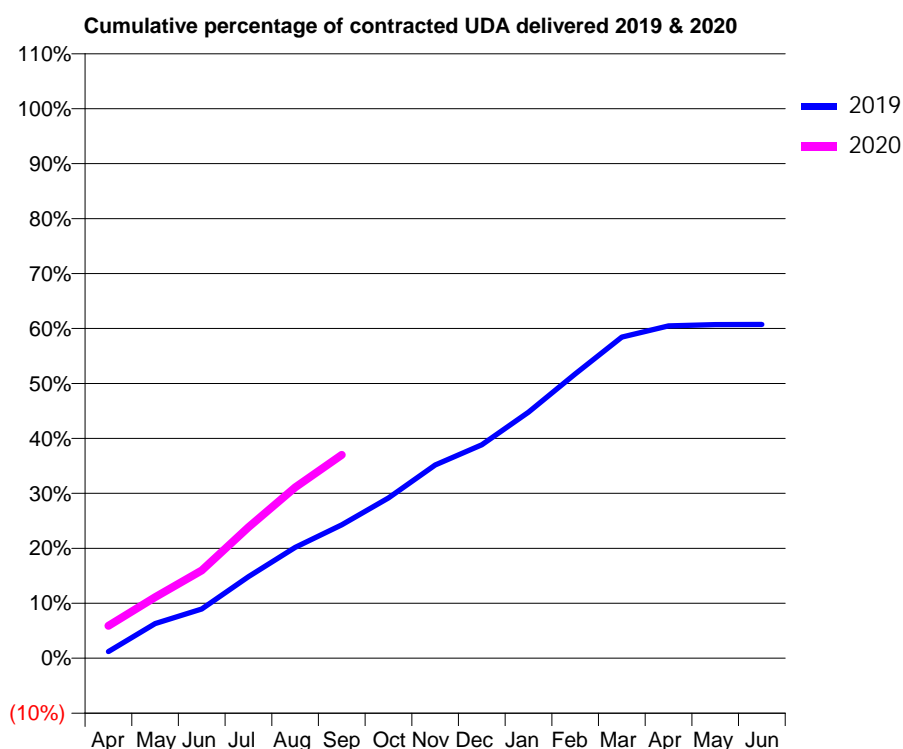
19/20 Contracted general activity (UDA)	12,000
Carry forward general activity (UDA)	0
19/20 Contracted orthodontic activity (UOA)	0
Carry forward orthodontic activity (UOA)	0
Baseline contract value	£448,680.20

### ACCESS\*

Patients seen in 24 months	Total	Change since previous quarter
Quarter ending September 2018	4,369	
Quarter ending December 2018	4,180	↓
Quarter ending March 2019	3,996	↓
Quarter ending June 2019	3,890	↓
Quarter ending September 2019	3,800	↓
<b>Variance since September 2018</b>	<b>(13.0%)</b>	<b>↓</b>



### ACTIVITY



Month	2019	2020
April	196	708
May	1,011	1,332
June	1,433	1,918
July	2,370	2,860
August	3,223	3,733
September	3,879	4,441
October	4,662	
November	5,622	
December	6,206	
January	7,157	
February	8,267	
March	9,337	
April	9,663	
May	9,703	
June	9,706	

### QUALITY

	Quantity	Base Number	Contract	AT	Region	England
% of FP17s for the same patient ID Re-attending within 3 months - Children	36	712	5.1%	10.1%	12.1%	11.5%
% of FP17s for the same patient ID Re-attending within 3 months - Adults	151	1,477	10.2%	13.4%	15.6%	15.4%
% of FP17s for the same patient ID Re-attending between 3 & 9 months - Children	380	712	53.4%	63.4%	61.2%	59.7%
% of FP17s for the same patient ID Re-attending between 3 & 9 months - Adults	688	1,477	46.6%	56.9%	54.3%	51.7%
% of FP17s for Band 1 Urgent Courses	138	2,012	6.9%	7.5%	9.1%	9.2%
% of FP17s Relating to Free Repair or Replacements	6	2,012	0.3%	0.9%	0.9%	0.7%
% of FP17s Relating to Continuations	17	2,012	0.8%	0.9%	1.0%	0.8%
% of Patients satisfied with the dentistry they have received	0	0	N/A	94.6%	94.4%	93.5%
% of Patients satisfied with the time they had to wait for an appointment	0	0	N/A	86.1%	88.1%	87.4%

\* This is based on patients treated on this contract for their most recent course of treatment.

Figures in italics indicate the base number of FP17s or Patient Questionnaire responses are less than 100. N/A is shown where the base number of responses is less than 10 during the period. % is calculated as Quantity/Base number\*100

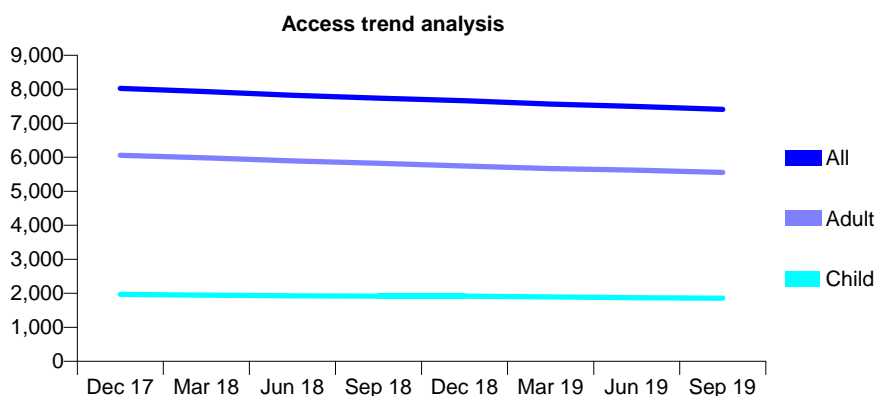
## Q52 - Vital Signs At a Glance Contract Report for 165360/0001 - September 2019

Name or company name	Meltham Dental Care Ltd
Contract type name	GDS Contract
Purpose of contract	General
Contract start date	01/04/2010
Contract end date	

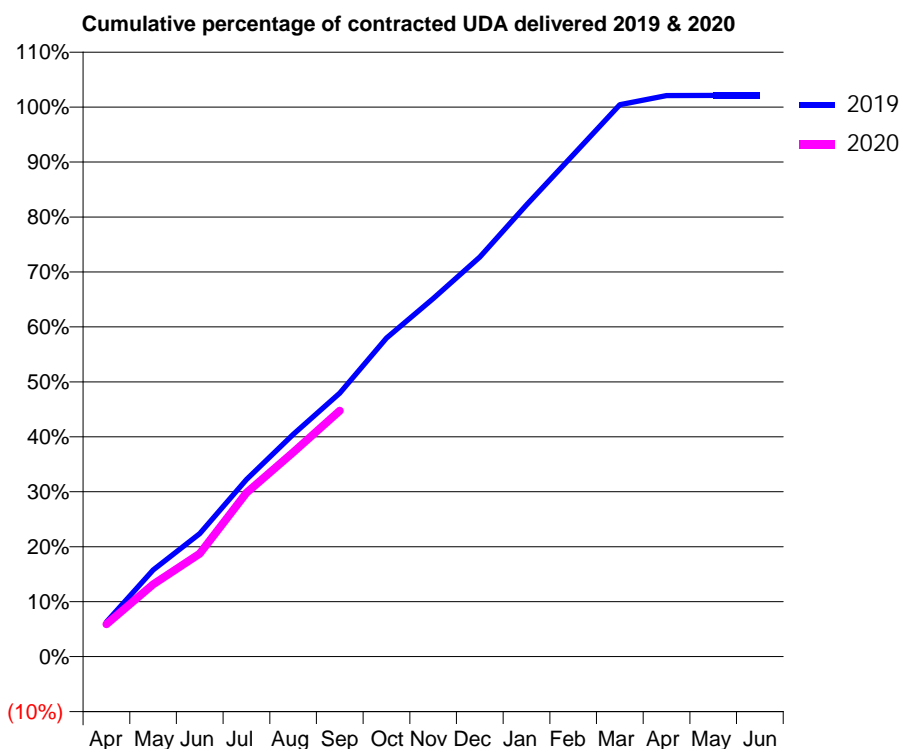
19/20 Contracted general activity (UDA)	28,778
Carry forward general activity (UDA)	-576
19/20 Contracted orthodontic activity (UOA)	0
Carry forward orthodontic activity (UOA)	0
Baseline contract value	£857,586.41

### ACCESS\*

Patients seen in 24 months	Total	Change since previous quarter
Quarter ending September 2018	7,740	
Quarter ending December 2018	7,665	→
Quarter ending March 2019	7,566	↓
Quarter ending June 2019	7,493	→
Quarter ending September 2019	7,410	↓
<b>Variance since September 2018</b>	<b>(4.3%)</b>	<b>↓</b>



### ACTIVITY



Month	Adjusted Scheduled Activity (UDA)	
	2019	2020
April	1,813	1,701
May	4,543	3,784
June	6,445	5,396
July	9,275	8,579
August	11,640	10,703
September	13,799	12,872
October	16,679	
November	18,753	
December	20,927	
January	23,653	
February	26,274	
March	28,904	
April	29,374	
May	29,380	
June	29,387	

### QUALITY

	Quantity	Base Number	Contract	AT	Region	England
% of FP17s for the same patient ID Re-attending within 3 months - Children	138	1,702	8.1%	10.1%	12.1%	11.5%
% of FP17s for the same patient ID Re-attending within 3 months - Adults	891	5,021	17.7%	13.4%	15.6%	15.4%
% of FP17s for the same patient ID Re-attending between 3 & 9 months - Children	1,284	1,702	75.4%	63.4%	61.2%	59.7%
% of FP17s for the same patient ID Re-attending between 3 & 9 months - Adults	3,482	5,021	69.3%	56.9%	54.3%	51.7%
% of FP17s for Band 1 Urgent Courses	443	6,500	6.8%	7.5%	9.1%	9.2%
% of FP17s Relating to Free Repair or Replacements	48	6,500	0.7%	0.9%	0.9%	0.7%
% of FP17s Relating to Continuations	94	6,500	1.4%	0.9%	1.0%	0.8%
% of Patients satisfied with the dentistry they have received	5	5	N/A	94.6%	94.4%	93.5%
% of Patients satisfied with the time they had to wait for an appointment	4	5	N/A	86.1%	88.1%	87.4%

\* This is based on patients treated on this contract for their most recent course of treatment. Figures in italics indicate the base number of FP17s or Patient Questionnaire responses are less than 100. N/A is shown where the base number of responses is less than 10 during the period. % is calculated as Quantity/Base number\*100



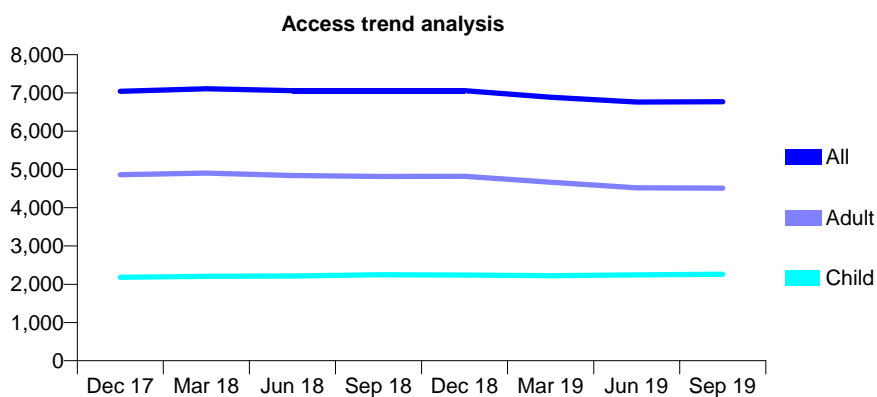
## Q52 - Vital Signs At a Glance Contract Report for 166391/0001 - September 2019

Name or company name	Horsforth Smile Clinic Ltd
Contract type name	GDS Contract
Purpose of contract	General
Contract start date	01/01/2014
Contract end date	

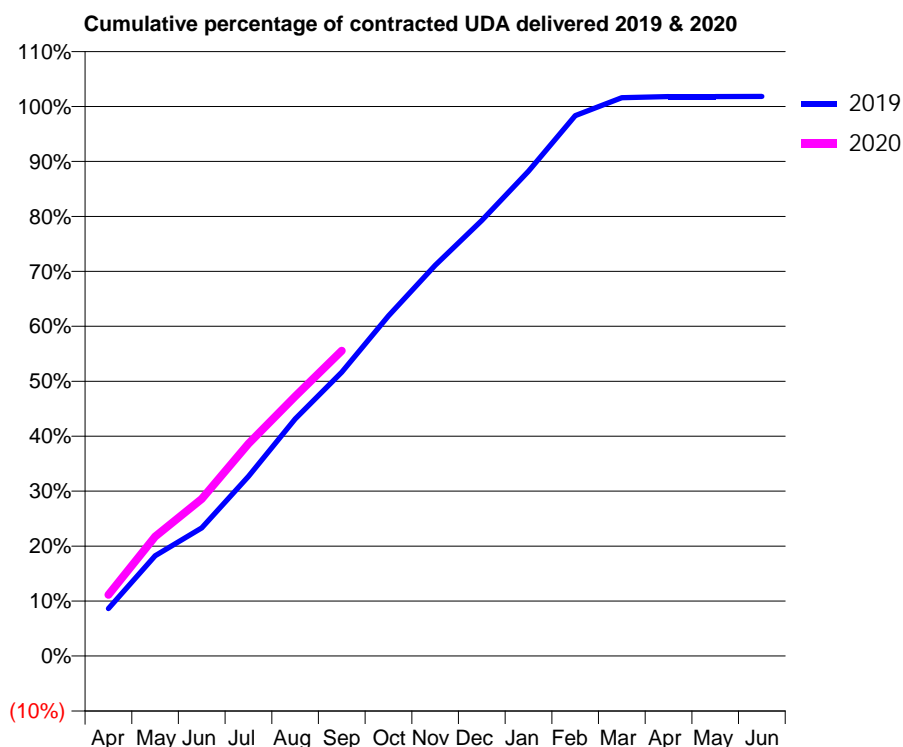
19/20 Contracted general activity (UDA)	15,597
Carry forward general activity (UDA)	-283
19/20 Contracted orthodontic activity (UOA)	0
Carry forward orthodontic activity (UOA)	0
Baseline contract value	£391,062.31

### ACCESS\*

Patients seen in 24 months	Total	Change since previous quarter
Quarter ending September 2018	7,062	
Quarter ending December 2018	7,057	→
Quarter ending March 2019	6,887	↓
Quarter ending June 2019	6,762	↓
Quarter ending September 2019	6,771	→
<b>Variance since September 2018</b>	<b>(4.1%)</b>	<b>↓</b>



### ACTIVITY



Month	Adjusted Scheduled Activity (UDA)	
	2019	2020
April	1,349	1,741
May	2,849	3,391
June	3,636	4,457
July	5,099	6,029
August	6,727	7,371
September	8,058	8,665
October	9,653	
November	11,093	
December	12,361	
January	13,759	
February	15,334	
March	15,847	
April	15,876	
May	15,876	
June	15,880	

### QUALITY

	Quantity	Base Number	Contract	AT	Region	England
% of FP17s for the same patient ID Re-attending within 3 months - Children	131	1,700	7.7%	10.1%	12.1%	11.5%
% of FP17s for the same patient ID Re-attending within 3 months - Adults	457	3,109	14.7%	13.4%	15.6%	15.4%
% of FP17s for the same patient ID Re-attending between 3 & 9 months - Children	927	1,700	54.5%	63.4%	61.2%	59.7%
% of FP17s for the same patient ID Re-attending between 3 & 9 months - Adults	1,607	3,109	51.7%	56.9%	54.3%	51.7%
% of FP17s for Band 1 Urgent Courses	389	4,443	8.8%	7.5%	9.1%	9.2%
% of FP17s Relating to Free Repair or Replacements	29	4,443	0.7%	0.9%	0.9%	0.7%
% of FP17s Relating to Continuations	13	4,443	0.3%	0.9%	1.0%	0.8%
% of Patients satisfied with the dentistry they have received	1	2	N/A	94.6%	94.4%	93.5%
% of Patients satisfied with the time they had to wait for an appointment	1	2	N/A	86.1%	88.1%	87.4%

\* This is based on patients treated on this contract for their most recent course of treatment. Figures in italics indicate the base number of FP17s or Patient Questionnaire responses are less than 100. N/A is shown where the base number of responses is less than 10 during the period. % is calculated as Quantity/Base number\*100

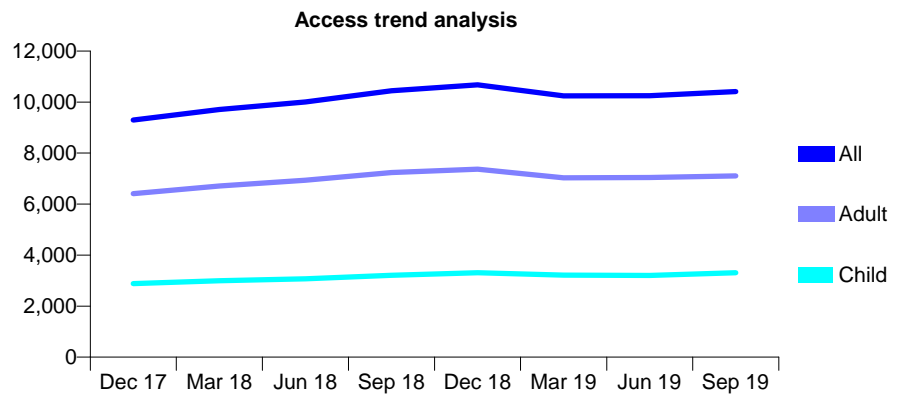
## Q52 - Vital Signs At a Glance Contract Report for 166561/0001 - September 2019

Name or company name	Wakefield Road Surgery Partnership
Contract type name	GDS Contract
Purpose of contract	General
Contract start date	01/07/2015
Contract end date	

19/20 Contracted general activity (UDA)	32,261
Carry forward general activity (UDA)	-645
19/20 Contracted orthodontic activity (UOA)	0
Carry forward orthodontic activity (UOA)	0
Baseline contract value	£1,100,670.22

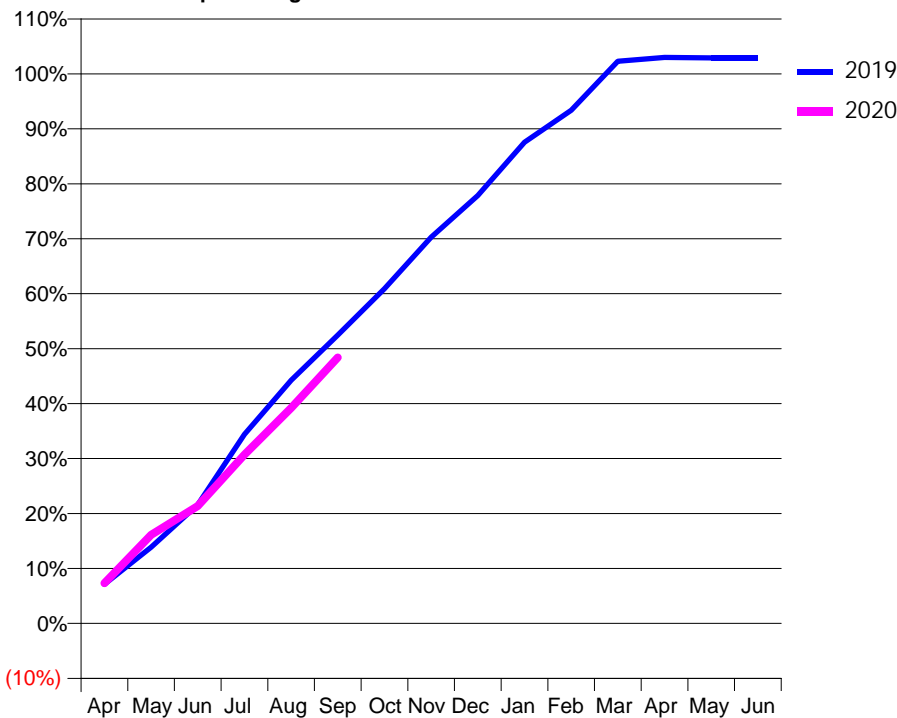
### ACCESS\*

Patients seen in 24 months	Total	Change since previous quarter
Quarter ending September 2018	10,445	
Quarter ending December 2018	10,677	↑
Quarter ending March 2019	10,247	↓
Quarter ending June 2019	10,251	→
Quarter ending September 2019	10,414	→
<b>Variance since September 2018</b>	<b>(0.3%)</b>	<b>→</b>



### ACTIVITY

Cumulative percentage of contracted UDA delivered 2019 & 2020



Month	Adjusted Scheduled Activity (UDA)	
	2019	2020
April	2,295	2,364
May	4,471	5,201
June	6,964	6,891
July	11,102	9,911
August	14,275	12,647
September	16,919	15,615
October	19,651	
November	22,674	
December	25,119	
January	28,240	
February	30,127	
March	32,999	
April	33,221	
May	33,198	
June	33,196	

### QUALITY

	Quantity	Base Number	Contract	AT	Region	England
% of FP17s for the same patient ID Re-attending within 3 months - Children	472	2,919	16.2%	10.1%	12.1%	11.5%
% of FP17s for the same patient ID Re-attending within 3 months - Adults	513	4,780	10.7%	13.4%	15.6%	15.4%
% of FP17s for the same patient ID Re-attending between 3 & 9 months - Children	1,668	2,919	57.1%	63.4%	61.2%	59.7%
% of FP17s for the same patient ID Re-attending between 3 & 9 months - Adults	2,798	4,780	58.5%	56.9%	54.3%	51.7%
% of FP17s for Band 1 Urgent Courses	234	7,632	3.1%	7.5%	9.1%	9.2%
% of FP17s Relating to Free Repair or Replacements	13	7,632	0.2%	0.9%	0.9%	0.7%
% of FP17s Relating to Continuations	8	7,632	0.1%	0.9%	1.0%	0.8%
% of Patients satisfied with the dentistry they have received	1	1	N/A	94.6%	94.4%	93.5%
% of Patients satisfied with the time they had to wait for an appointment	1	1	N/A	86.1%	88.1%	87.4%

\* This is based on patients treated on this contract for their most recent course of treatment.

Figures in italics indicate the base number of FP17s or Patient Questionnaire responses are less than 100. N/A is shown where the base number of responses is less than 10 during the period. % is calculated as Quantity/Base number\*100

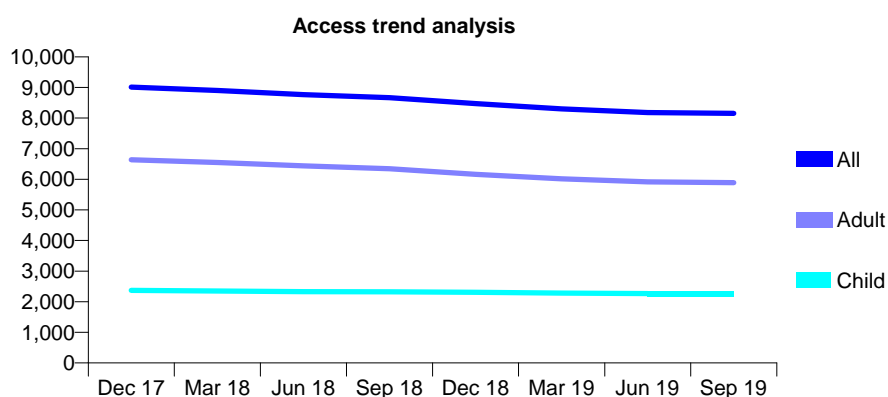
## Q52 - Vital Signs At a Glance Contract Report for 167053/0001 - September 2019

Name or company name	Stainbeck Dental Surgery
Contract type name	GDS Contract
Purpose of contract	General
Contract start date	17/10/2014
Contract end date	

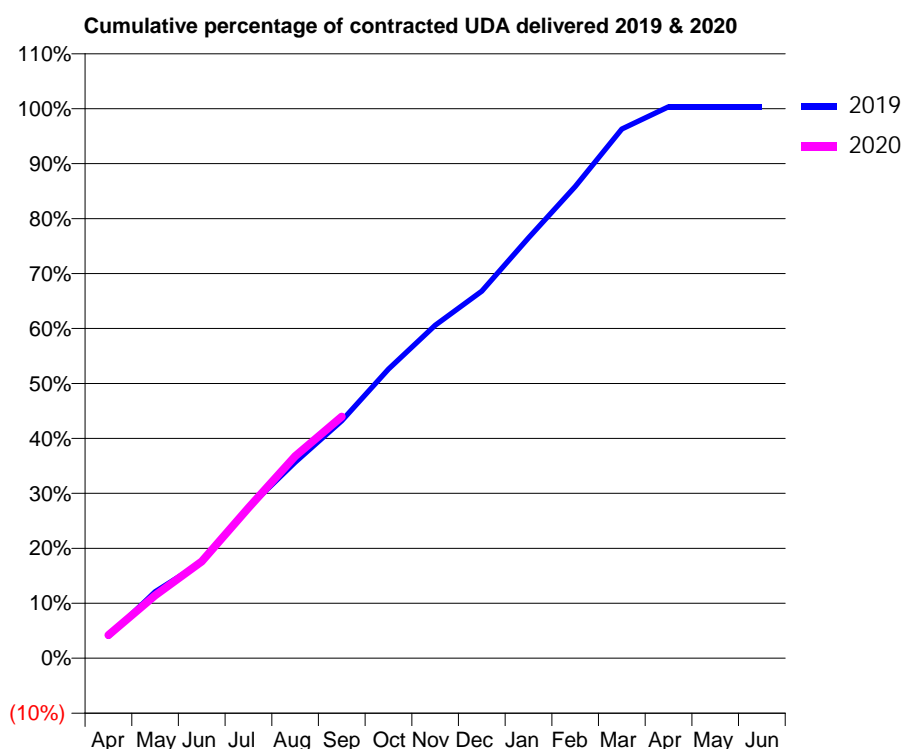
19/20 Contracted general activity (UDA)	23,990
Carry forward general activity (UDA)	-79
19/20 Contracted orthodontic activity (UOA)	0
Carry forward orthodontic activity (UOA)	0
Baseline contract value	£763,650.31

### ACCESS\*

Patients seen in 24 months	Total	Change since previous quarter
Quarter ending September 2018	8,669	
Quarter ending December 2018	8,471	↓
Quarter ending March 2019	8,300	↓
Quarter ending June 2019	8,183	↓
Quarter ending September 2019	8,156	→
<b>Variance since September 2018</b>	<b>(5.9%)</b>	<b>↓</b>



### ACTIVITY



Month	2019	2020
April	953	1,009
May	2,905	2,746
June	4,186	4,223
July	6,578	6,563
August	8,555	8,821
September	10,368	10,544
October	12,619	
November	14,534	
December	16,021	
January	18,346	
February	20,592	
March	23,095	
April	24,067	
May	24,069	
June	24,069	

### QUALITY

	Quantity	Base Number	Contract	AT	Region	England
% of FP17s for the same patient ID Re-attending within 3 months - Children	133	1,724	7.7%	10.1%	12.1%	11.5%
% of FP17s for the same patient ID Re-attending within 3 months - Adults	709	4,433	16.0%	13.4%	15.6%	15.4%
% of FP17s for the same patient ID Re-attending between 3 & 9 months - Children	1,107	1,724	64.2%	63.4%	61.2%	59.7%
% of FP17s for the same patient ID Re-attending between 3 & 9 months - Adults	2,672	4,433	60.3%	56.9%	54.3%	51.7%
% of FP17s for Band 1 Urgent Courses	537	5,775	9.3%	7.5%	9.1%	9.2%
% of FP17s Relating to Free Repair or Replacements	25	5,775	0.4%	0.9%	0.9%	0.7%
% of FP17s Relating to Continuations	99	5,775	1.7%	0.9%	1.0%	0.8%
% of Patients satisfied with the dentistry they have received	1	1	N/A	94.6%	94.4%	93.5%
% of Patients satisfied with the time they had to wait for an appointment	1	1	N/A	86.1%	88.1%	87.4%

\* This is based on patients treated on this contract for their most recent course of treatment.

Figures in italics indicate the base number of FP17s or Patient Questionnaire responses are less than 100. N/A is shown where the base number of responses is less than 10 during the period. % is calculated as Quantity/Base number\*100

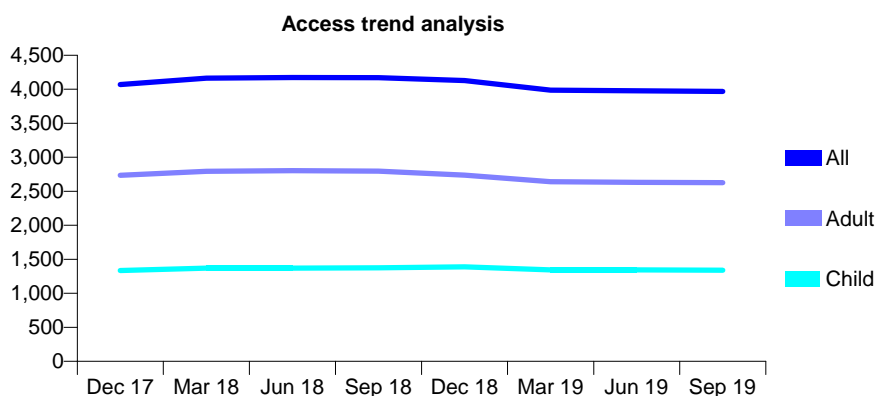
## Q52 - Vital Signs At a Glance Contract Report for 167614/0001 - September 2019

Name or company name	Heaton Dental Care Limited
Contract type name	GDS Contract
Purpose of contract	General
Contract start date	06/04/2015
Contract end date	

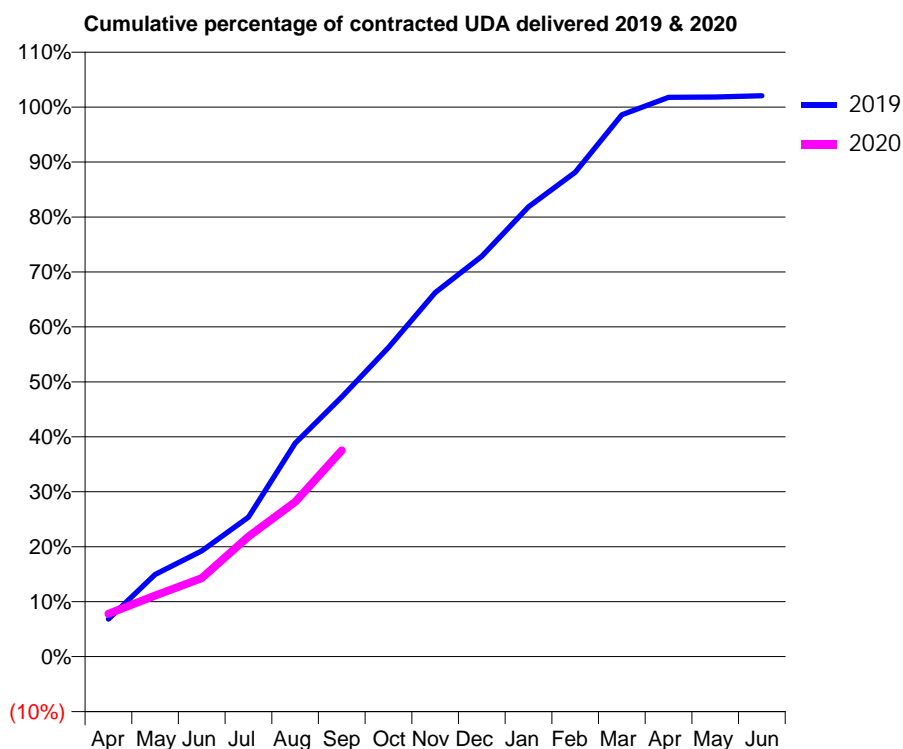
19/20 Contracted general activity (UDA)	10,649
Carry forward general activity (UDA)	-213
19/20 Contracted orthodontic activity (UOA)	0
Carry forward orthodontic activity (UOA)	0
Baseline contract value	£300,752.86

### ACCESS\*

Patients seen in 24 months	Total	Change since previous quarter
Quarter ending September 2018	4,172	
Quarter ending December 2018	4,129	↓
Quarter ending March 2019	3,987	↓
Quarter ending June 2019	3,977	→
Quarter ending September 2019	3,967	→
<b>Variance since September 2018</b>	<b>(4.9%)</b>	<b>↓</b>



### ACTIVITY



Month	Adjusted Scheduled Activity (UDA)	
	2019	2020
April	727	831
May	1,593	1,185
June	2,048	1,521
July	2,701	2,328
August	4,136	3,000
September	5,033	3,996
October	5,989	
November	7,054	
December	7,756	
January	8,714	
February	9,385	
March	10,498	
April	10,837	
May	10,844	
June	10,869	

### QUALITY

	Quantity	Base Number	Contract	AT	Region	England
% of FP17s for the same patient ID Re-attending within 3 months - Children	21	967	2.2%	10.1%	12.1%	11.5%
% of FP17s for the same patient ID Re-attending within 3 months - Adults	133	1,647	8.1%	13.4%	15.6%	15.4%
% of FP17s for the same patient ID Re-attending between 3 & 9 months - Children	611	967	63.2%	63.4%	61.2%	59.7%
% of FP17s for the same patient ID Re-attending between 3 & 9 months - Adults	1,017	1,647	61.7%	56.9%	54.3%	51.7%
% of FP17s for Band 1 Urgent Courses	23	1,850	1.2%	7.5%	9.1%	9.2%
% of FP17s Relating to Free Repair or Replacements	2	1,850	0.1%	0.9%	0.9%	0.7%
% of FP17s Relating to Continuations	3	1,850	0.2%	0.9%	1.0%	0.8%
% of Patients satisfied with the dentistry they have received	1	1	N/A	94.6%	94.4%	93.5%
% of Patients satisfied with the time they had to wait for an appointment	1	1	N/A	86.1%	88.1%	87.4%

\* This is based on patients treated on this contract for their most recent course of treatment. Figures in italics indicate the base number of FP17s or Patient Questionnaire responses are less than 100. N/A is shown where the base number of responses is less than 10 during the period. % is calculated as Quantity/Base number\*100

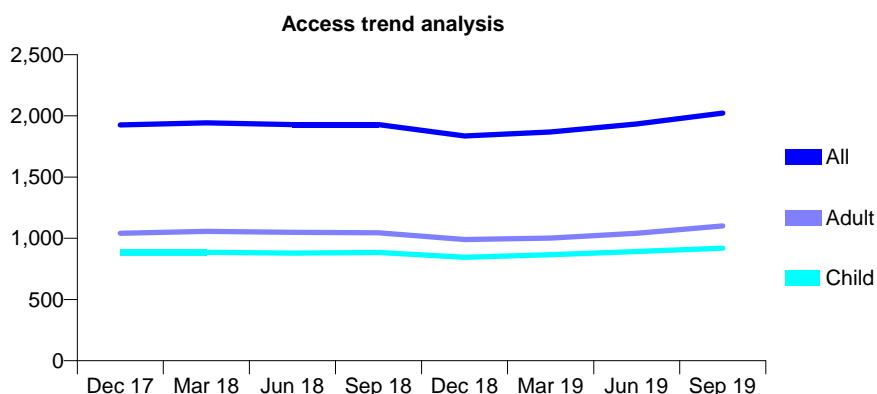
## Q52 - Vital Signs At a Glance Contract Report for 168025/0001 - September 2019

Name or company name	Summerville Road Dental Practice
Contract type name	GDS Contract
Purpose of contract	General
Contract start date	01/10/2013
Contract end date	

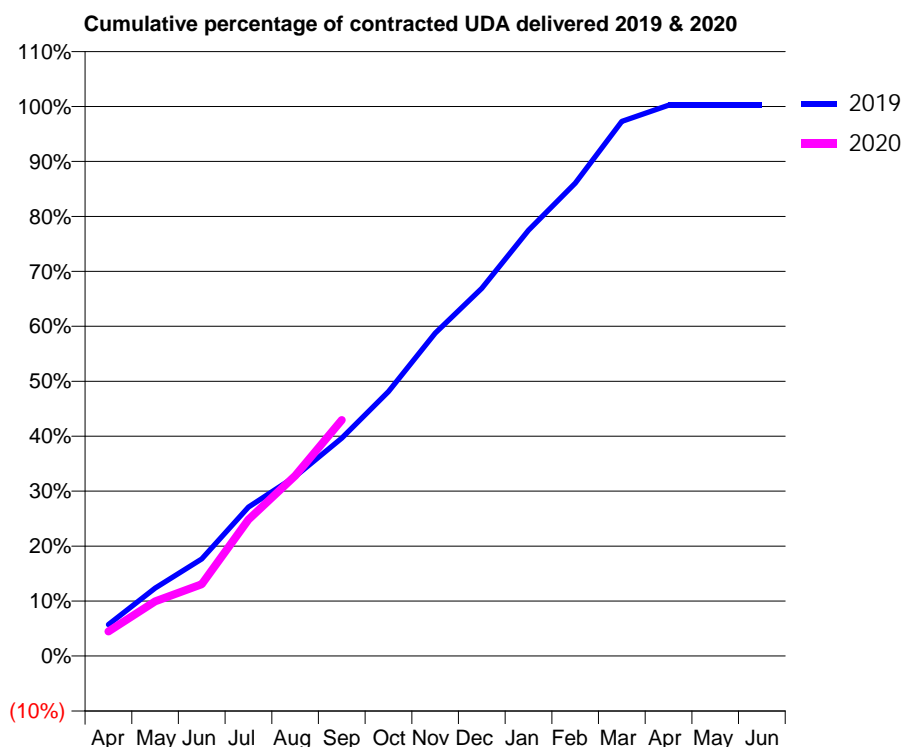
19/20 Contracted general activity (UDA)	6,736
Carry forward general activity (UDA)	-15
19/20 Contracted orthodontic activity (UOA)	0
Carry forward orthodontic activity (UOA)	0
Baseline contract value	£188,166.69

### ACCESS\*

Patients seen in 24 months	Total	Change since previous quarter
Quarter ending September 2018	1,929	
Quarter ending December 2018	1,836	↓
Quarter ending March 2019	1,869	→
Quarter ending June 2019	1,934	↑
Quarter ending September 2019	2,022	↑
<b>Variance since September 2018</b>	<b>4.8%</b>	<b>↑</b>



### ACTIVITY



Month	Adjusted Scheduled Activity (UDA)	
	2019	2020
April	384	302
May	833	671
June	1,189	880
July	1,825	1,673
August	2,199	2,209
September	2,672	2,892
October	3,242	
November	3,958	
December	4,508	
January	5,219	
February	5,795	
March	6,552	
April	6,751	
May	6,751	
June	6,751	

### QUALITY

	Quantity	Base Number	Contract	AT	Region	England
% of FP17s for the same patient ID Re-attending within 3 months - Children	73	740	9.9%	10.1%	12.1%	11.5%
% of FP17s for the same patient ID Re-attending within 3 months - Adults	165	750	22.0%	13.4%	15.6%	15.4%
% of FP17s for the same patient ID Re-attending between 3 & 9 months - Children	408	740	55.1%	63.4%	61.2%	59.7%
% of FP17s for the same patient ID Re-attending between 3 & 9 months - Adults	264	750	35.2%	56.9%	54.3%	51.7%
% of FP17s for Band 1 Urgent Courses	201	1,401	14.3%	7.5%	9.1%	9.2%
% of FP17s Relating to Free Repair or Replacements	0	1,401	0.0%	0.9%	0.9%	0.7%
% of FP17s Relating to Continuations	0	1,401	0.0%	0.9%	1.0%	0.8%
% of Patients satisfied with the dentistry they have received	0	0	N/A	94.6%	94.4%	93.5%
% of Patients satisfied with the time they had to wait for an appointment	0	0	N/A	86.1%	88.1%	87.4%

\* This is based on patients treated on this contract for their most recent course of treatment. Figures in italics indicate the base number of FP17s or Patient Questionnaire responses are less than 100. N/A is shown where the base number of responses is less than 10 during the period. % is calculated as Quantity/Base number\*100

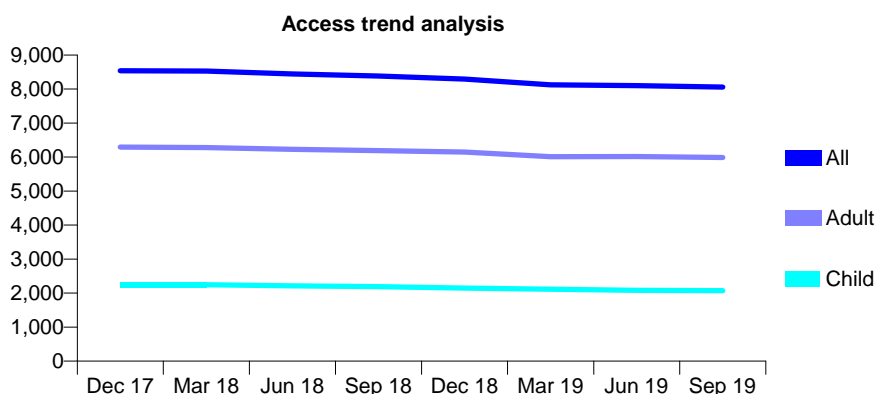
## Q52 - Vital Signs At a Glance Contract Report for 168785/0001 - September 2019

Name or company name	Bedford & Associates Limited
Contract type name	GDS Contract
Purpose of contract	General
Contract start date	01/11/2013
Contract end date	

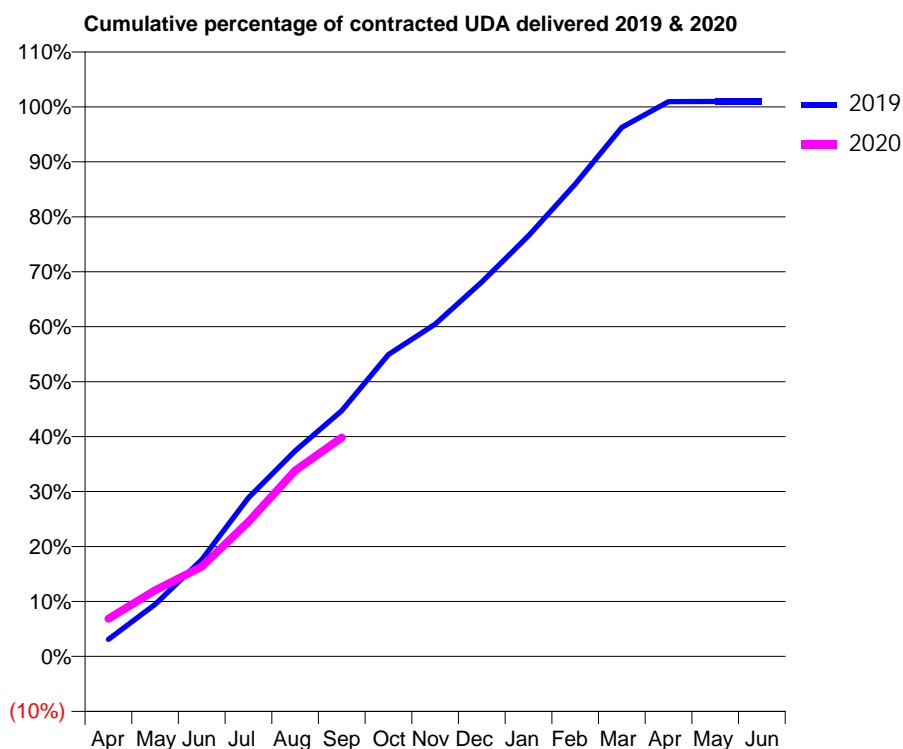
19/20 Contracted general activity (UDA)	23,757
Carry forward general activity (UDA)	-237
19/20 Contracted orthodontic activity (UOA)	0
Carry forward orthodontic activity (UOA)	0
Baseline contract value	£652,533.57

### ACCESS\*

Patients seen in 24 months	Total	Change since previous quarter
Quarter ending September 2018	8,382	
Quarter ending December 2018	8,294	↓
Quarter ending March 2019	8,125	↓
Quarter ending June 2019	8,100	→
Quarter ending September 2019	8,062	→
<b>Variance since September 2018</b>	<b>(3.8%)</b>	<b>↓</b>



### ACTIVITY



Month	2019	2020
April	739	1,630
May	2,252	2,860
June	4,180	3,877
July	6,866	5,828
August	8,887	8,034
September	10,623	9,465
October	13,047	
November	14,368	
December	16,184	
January	18,186	
February	20,424	
March	22,869	
April	23,982	
May	23,994	
June	23,994	

### QUALITY

	Quantity	Base Number	Contract	AT	Region	England
% of FP17s for the same patient ID Re-attending within 3 months - Children	92	1,236	7.4%	10.1%	12.1%	11.5%
% of FP17s for the same patient ID Re-attending within 3 months - Adults	512	3,599	14.2%	13.4%	15.6%	15.4%
% of FP17s for the same patient ID Re-attending between 3 & 9 months - Children	666	1,236	53.9%	63.4%	61.2%	59.7%
% of FP17s for the same patient ID Re-attending between 3 & 9 months - Adults	1,887	3,599	52.4%	56.9%	54.3%	51.7%
% of FP17s for Band 1 Urgent Courses	365	4,407	8.3%	7.5%	9.1%	9.2%
% of FP17s Relating to Free Repair or Replacements	118	4,407	2.7%	0.9%	0.9%	0.7%
% of FP17s Relating to Continuations	43	4,407	1.0%	0.9%	1.0%	0.8%
% of Patients satisfied with the dentistry they have received	2	2	N/A	94.6%	94.4%	93.5%
% of Patients satisfied with the time they had to wait for an appointment	2	2	N/A	86.1%	88.1%	87.4%

\* This is based on patients treated on this contract for their most recent course of treatment. Figures in italics indicate the base number of FP17s or Patient Questionnaire responses are less than 100. N/A is shown where the base number of responses is less than 10 during the period. % is calculated as Quantity/Base number\*100

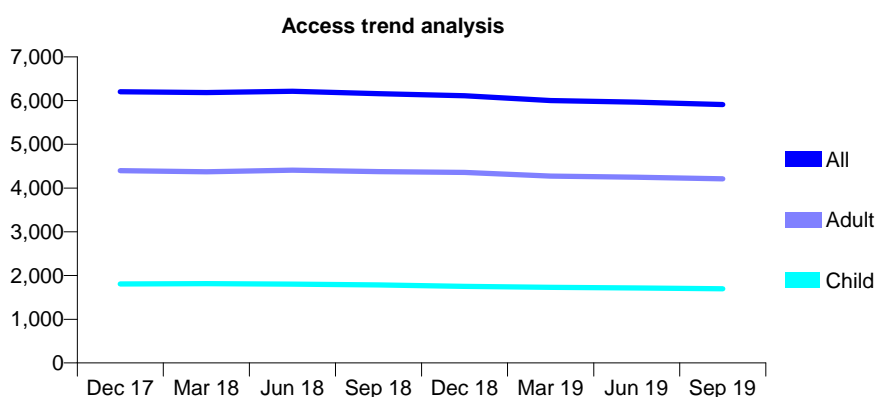
## Q52 - Vital Signs At a Glance Contract Report for 168904/0001 - September 2019

Name or company name	Mount Dental Surgery Limited
Contract type name	GDS Contract
Purpose of contract	General
Contract start date	01/04/2010
Contract end date	

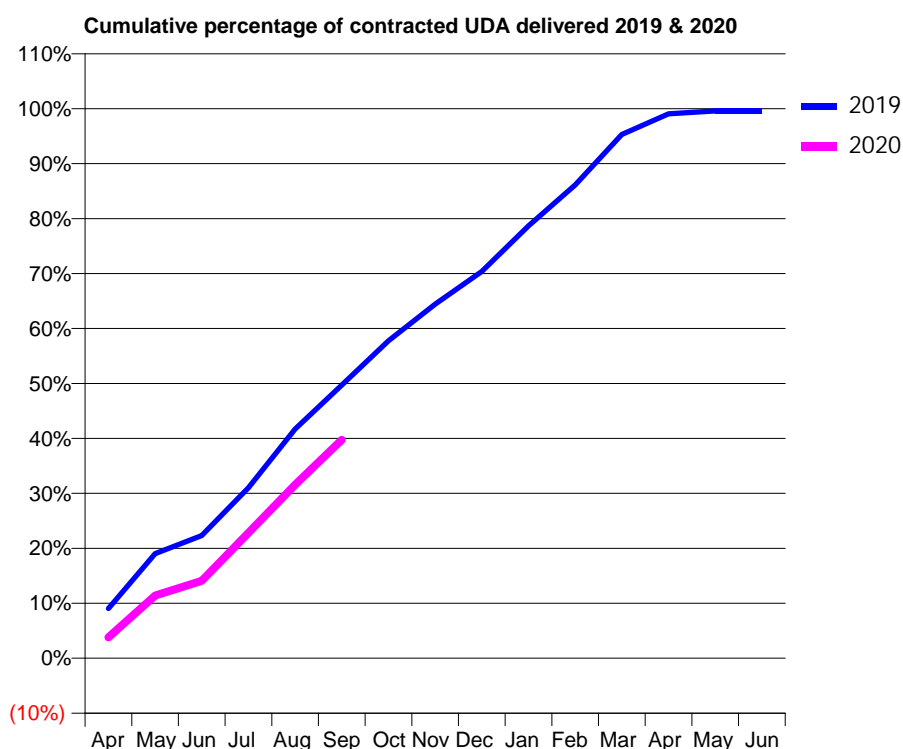
19/20 Contracted general activity (UDA)	17,579
Carry forward general activity (UDA)	73
19/20 Contracted orthodontic activity (UOA)	0
Carry forward orthodontic activity (UOA)	0
Baseline contract value	£557,599.61

### ACCESS\*

Patients seen in 24 months	Total	Change since previous quarter
Quarter ending September 2018	6,160	
Quarter ending December 2018	6,111	→
Quarter ending March 2019	6,001	↓
Quarter ending June 2019	5,964	→
Quarter ending September 2019	5,909	→
<b>Variance since September 2018</b>	<b>(4.1%)</b>	<b>↓</b>



### ACTIVITY



Month	2019	2020
April	1,588	669
May	3,346	2,008
June	3,921	2,476
July	5,453	4,010
August	7,337	5,550
September	8,739	6,986
October	10,154	
November	11,330	
December	12,374	
January	13,830	
February	15,140	
March	16,755	
April	17,416	
May	17,505	
June	17,506	

### QUALITY

	Quantity	Base Number	Contract	AT	Region	England
% of FP17s for the same patient ID Re-attending within 3 months - Children	125	1,346	9.3%	10.1%	12.1%	11.5%
% of FP17s for the same patient ID Re-attending within 3 months - Adults	415	2,546	16.3%	13.4%	15.6%	15.4%
% of FP17s for the same patient ID Re-attending between 3 & 9 months - Children	704	1,346	52.3%	63.4%	61.2%	59.7%
% of FP17s for the same patient ID Re-attending between 3 & 9 months - Adults	1,080	2,546	42.4%	56.9%	54.3%	51.7%
% of FP17s for Band 1 Urgent Courses	463	3,610	12.8%	7.5%	9.1%	9.2%
% of FP17s Relating to Free Repair or Replacements	1	3,610	0.0%	0.9%	0.9%	0.7%
% of FP17s Relating to Continuations	33	3,610	0.9%	0.9%	1.0%	0.8%
% of Patients satisfied with the dentistry they have received	1	1	N/A	94.6%	94.4%	93.5%
% of Patients satisfied with the time they had to wait for an appointment	1	1	N/A	86.1%	88.1%	87.4%

\* This is based on patients treated on this contract for their most recent course of treatment.

Figures in italics indicate the base number of FP17s or Patient Questionnaire responses are less than 100. N/A is shown where the base number of responses is less than 10 during the period. % is calculated as Quantity/Base number\*100

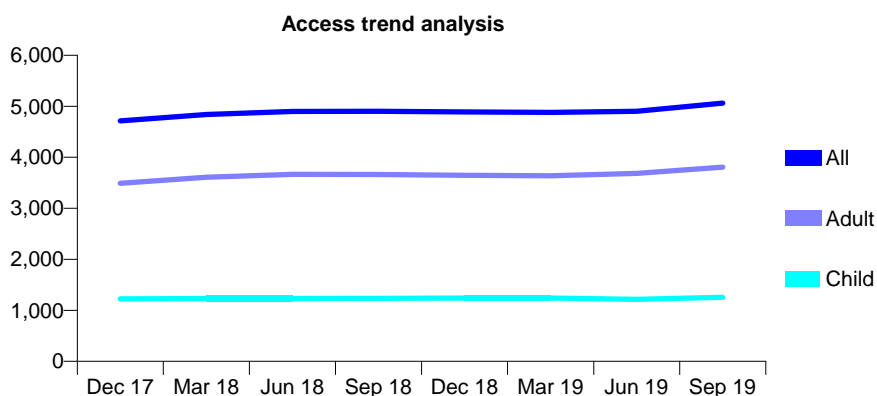
## Q52 - Vital Signs At a Glance Contract Report for 169188/0001 - September 2019

Name or company name	Thornton Dental Limited
Contract type name	GDS Contract
Purpose of contract	General
Contract start date	01/08/2014
Contract end date	

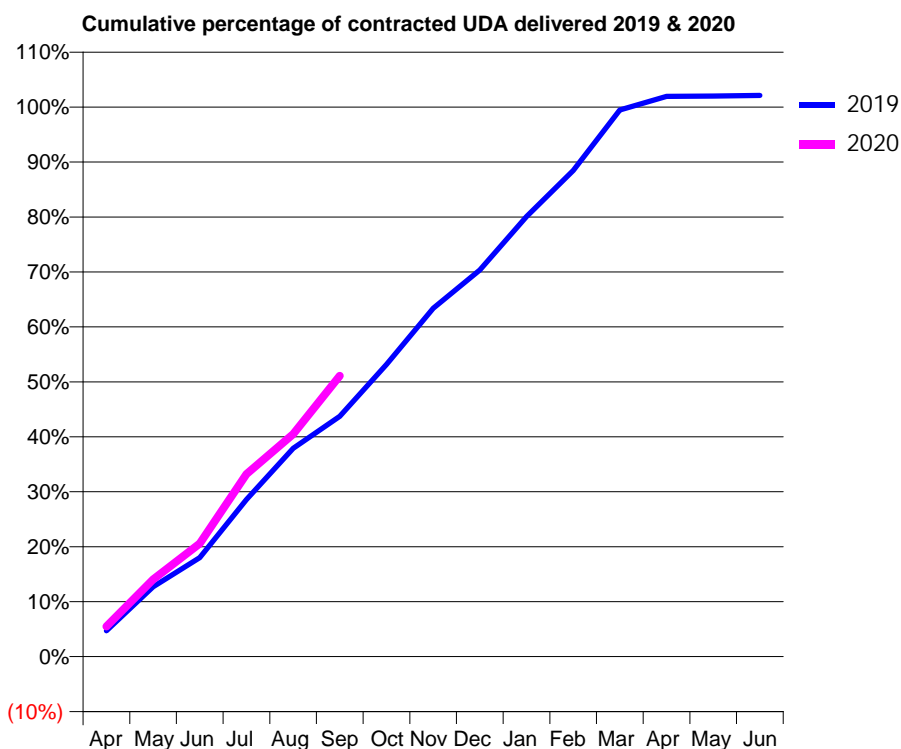
19/20 Contracted general activity (UDA)	14,479
Carry forward general activity (UDA)	-290
19/20 Contracted orthodontic activity (UOA)	0
Carry forward orthodontic activity (UOA)	0
Baseline contract value	£356,747.90

### ACCESS\*

Patients seen in 24 months	Total	Change since previous quarter
Quarter ending September 2018	4,900	
Quarter ending December 2018	4,889	→
Quarter ending March 2019	4,879	→
Quarter ending June 2019	4,901	→
Quarter ending September 2019	5,062	↑
<b>Variance since September 2018</b>	<b>3.3%</b>	<b>↑</b>



### ACTIVITY



Month	Adjusted Scheduled Activity (UDA)	
	2019	2020
April	680	795
May	1,842	2,037
June	2,609	2,977
July	4,137	4,809
August	5,489	5,862
September	6,329	7,398
October	7,696	
November	9,177	
December	10,185	
January	11,594	
February	12,808	
March	14,399	
April	14,758	
May	14,769	
June	14,783	

### QUALITY

	Quantity	Base Number	Contract	AT	Region	England
% of FP17s for the same patient ID Re-attending within 3 months - Children	67	1,019	6.6%	10.1%	12.1%	11.5%
% of FP17s for the same patient ID Re-attending within 3 months - Adults	297	2,996	9.9%	13.4%	15.6%	15.4%
% of FP17s for the same patient ID Re-attending between 3 & 9 months - Children	643	1,019	63.1%	63.4%	61.2%	59.7%
% of FP17s for the same patient ID Re-attending between 3 & 9 months - Adults	1,926	2,996	64.3%	56.9%	54.3%	51.7%
% of FP17s for Band 1 Urgent Courses	212	3,832	5.5%	7.5%	9.1%	9.2%
% of FP17s Relating to Free Repair or Replacements	40	3,832	1.0%	0.9%	0.9%	0.7%
% of FP17s Relating to Continuations	17	3,832	0.4%	0.9%	1.0%	0.8%
% of Patients satisfied with the dentistry they have received	1	1	N/A	94.6%	94.4%	93.5%
% of Patients satisfied with the time they had to wait for an appointment	0	1	N/A	86.1%	88.1%	87.4%

\* This is based on patients treated on this contract for their most recent course of treatment. Figures in italics indicate the base number of FP17s or Patient Questionnaire responses are less than 100. N/A is shown where the base number of responses is less than 10 during the period. % is calculated as Quantity/Base number\*100



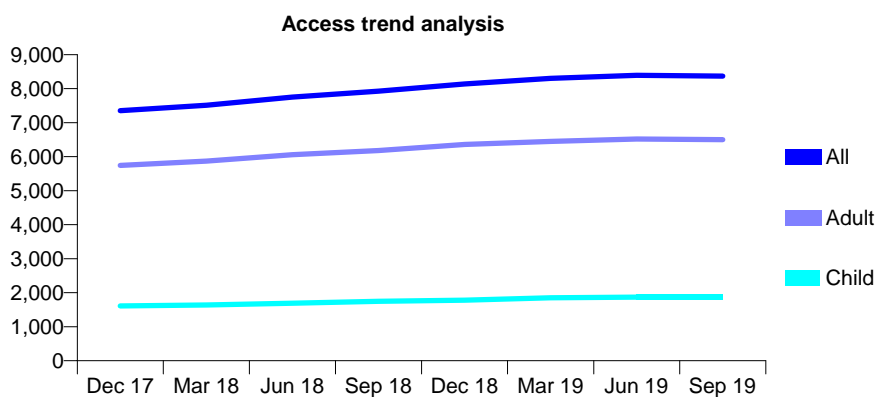
## Q52 - Vital Signs At a Glance Contract Report for 172340/0001 - September 2019

Name or company name	S C Milnes Ltd
Contract type name	GDS Contract
Purpose of contract	General
Contract start date	01/06/2009
Contract end date	

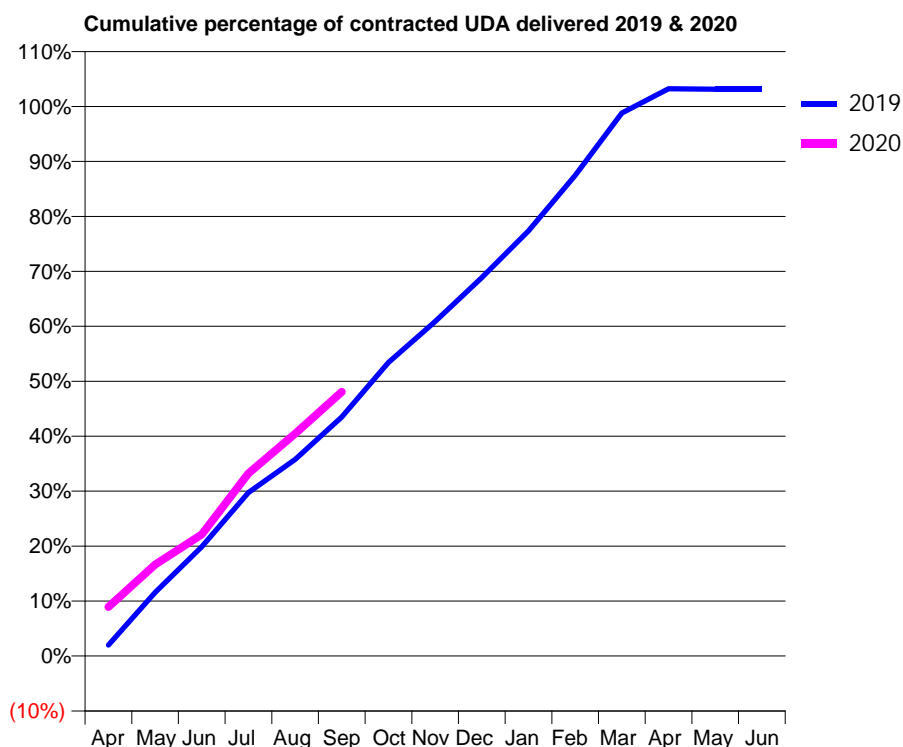
19/20 Contracted general activity (UDA)	21,455
Carry forward general activity (UDA)	-429
19/20 Contracted orthodontic activity (UOA)	0
Carry forward orthodontic activity (UOA)	0
Baseline contract value	£695,347.13

### ACCESS\*

Patients seen in 24 months	Total	Change since previous quarter
Quarter ending September 2018	7,929	
Quarter ending December 2018	8,141	↑
Quarter ending March 2019	8,303	→
Quarter ending June 2019	8,393	→
Quarter ending September 2019	8,371	→
<b>Variance since September 2018</b>	<b>5.6%</b>	<b>↑</b>



### ACTIVITY



Month	Adjusted Scheduled Activity (UDA)	
	2019	2020
April	429	1,915
May	2,485	3,575
June	4,267	4,748
July	6,388	7,130
August	7,677	8,680
September	9,334	10,311
October	11,464	
November	13,062	
December	14,773	
January	16,594	
February	18,765	
March	21,197	
April	22,145	
May	22,130	
June	22,130	

### QUALITY

	Quantity	Base Number	Contract	AT	Region	England
% of FP17s for the same patient ID Re-attending within 3 months - Children	66	1,342	4.9%	10.1%	12.1%	11.5%
% of FP17s for the same patient ID Re-attending within 3 months - Adults	456	4,586	9.9%	13.4%	15.6%	15.4%
% of FP17s for the same patient ID Re-attending between 3 & 9 months - Children	900	1,342	67.1%	63.4%	61.2%	59.7%
% of FP17s for the same patient ID Re-attending between 3 & 9 months - Adults	3,139	4,586	68.4%	56.9%	54.3%	51.7%
% of FP17s for Band 1 Urgent Courses	249	5,429	4.6%	7.5%	9.1%	9.2%
% of FP17s Relating to Free Repair or Replacements	42	5,429	0.8%	0.9%	0.9%	0.7%
% of FP17s Relating to Continuations	55	5,429	1.0%	0.9%	1.0%	0.8%
% of Patients satisfied with the dentistry they have received	4	4	N/A	94.6%	94.4%	93.5%
% of Patients satisfied with the time they had to wait for an appointment	4	4	N/A	86.1%	88.1%	87.4%

\* This is based on patients treated on this contract for their most recent course of treatment. Figures in italics indicate the base number of FP17s or Patient Questionnaire responses are less than 100. N/A is shown where the base number of responses is less than 10 during the period. % is calculated as Quantity/Base number\*100

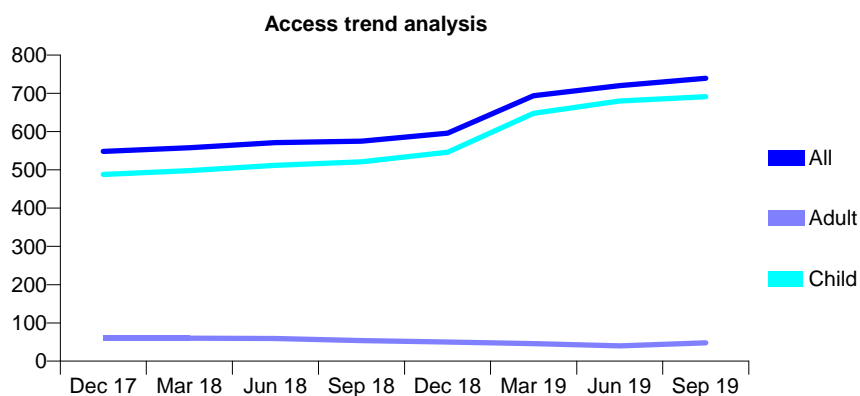
## Q52 - Vital Signs At a Glance Contract Report for 173649/0001 - September 2019

Name or company name	The Dental Studio
Contract type name	GDS Contract
Purpose of contract	General
Contract start date	01/06/2015
Contract end date	

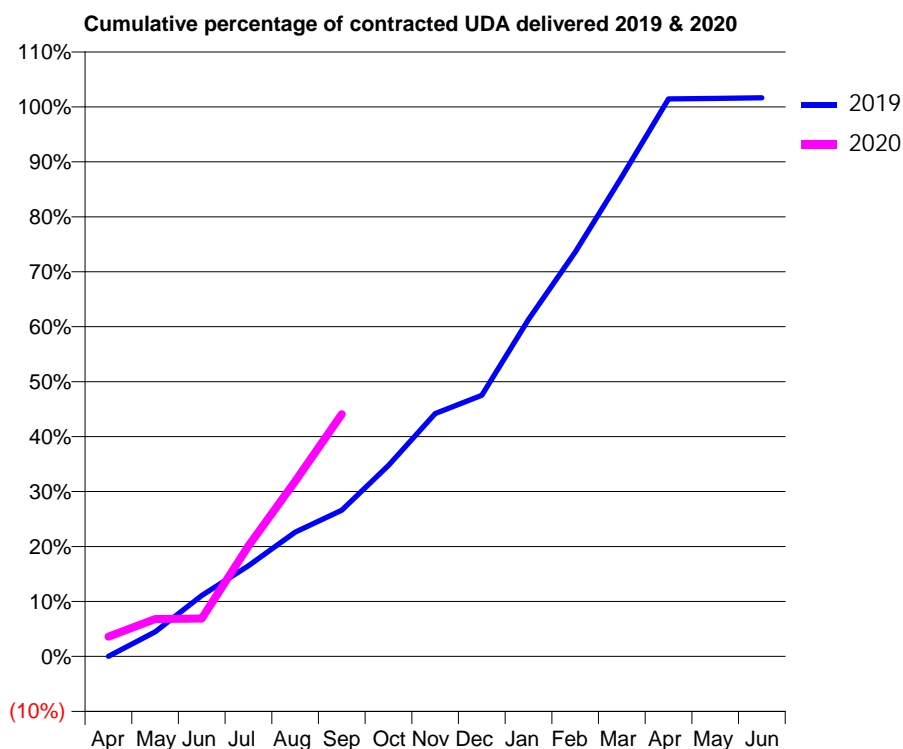
19/20 Contracted general activity (UDA)	1,030
Carry forward general activity (UDA)	-17
19/20 Contracted orthodontic activity (UOA)	0
Carry forward orthodontic activity (UOA)	0
Baseline contract value	£23,389.53

### ACCESS\*

Patients seen in 24 months	Total	Change since previous quarter
Quarter ending September 2018	575	
Quarter ending December 2018	596	↑
Quarter ending March 2019	694	↑
Quarter ending June 2019	720	↑
Quarter ending September 2019	739	↑
<b>Variance since September 2018</b>	<b>28.5%</b>	<b>↑</b>



### ACTIVITY



Month	Adjusted Scheduled Activity (UDA)	
	2019	2020
April	0	37
May	46	70
June	114	71
July	170	207
August	233	328
September	274	454
October	358	
November	455	
December	489	
January	632	
February	758	
March	899	
April	1,045	
May	1,046	
June	1,047	

### QUALITY

	Quantity	Base Number	Contract	AT	Region	England
% of FP17s for the same patient ID Re-attending within 3 months - Children	28	415	6.7%	10.1%	12.1%	11.5%
% of FP17s for the same patient ID Re-attending within 3 months - Adults	0	0	N/A	13.4%	15.6%	15.4%
% of FP17s for the same patient ID Re-attending between 3 & 9 months - Children	195	415	47.0%	63.4%	61.2%	59.7%
% of FP17s for the same patient ID Re-attending between 3 & 9 months - Adults	0	0	N/A	56.9%	54.3%	51.7%
% of FP17s for Band 1 Urgent Courses	11	324	3.4%	7.5%	9.1%	9.2%
% of FP17s Relating to Free Repair or Replacements	0	324	0.0%	0.9%	0.9%	0.7%
% of FP17s Relating to Continuations	3	324	0.9%	0.9%	1.0%	0.8%
% of Patients satisfied with the dentistry they have received	0	0	N/A	94.6%	94.4%	93.5%
% of Patients satisfied with the time they had to wait for an appointment	0	0	N/A	86.1%	88.1%	87.4%

\* This is based on patients treated on this contract for their most recent course of treatment. Figures in italics indicate the base number of FP17s or Patient Questionnaire responses are less than 100. N/A is shown where the base number of responses is less than 10 during the period. % is calculated as Quantity/Base number\*100

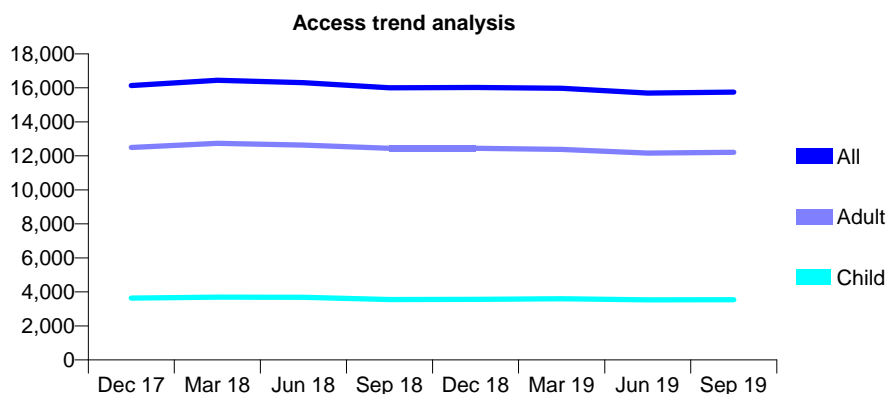
## Q52 - Vital Signs At a Glance Contract Report for 173681/0001 - September 2019

Name or company name	Mulli Limited
Contract type name	GDS Contract
Purpose of contract	General
Contract start date	01/05/2015
Contract end date	

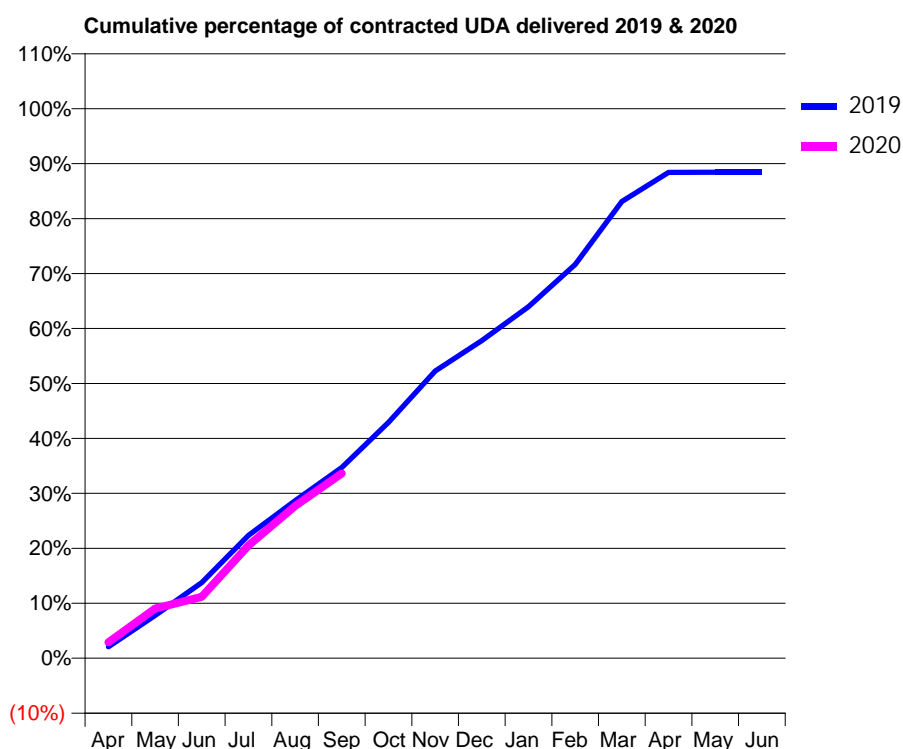
19/20 Contracted general activity (UDA)	55,056
Carry forward general activity (UDA)	0
19/20 Contracted orthodontic activity (UOA)	0
Carry forward orthodontic activity (UOA)	0
Baseline contract value	£1,638,988.67

### ACCESS\*

Patients seen in 24 months	Total	Change since previous quarter
Quarter ending September 2018	16,001	
Quarter ending December 2018	16,021	→
Quarter ending March 2019	15,984	→
Quarter ending June 2019	15,695	↓
Quarter ending September 2019	15,751	→
<b>Variance since September 2018</b>	<b>(1.6%)</b>	<b>↓</b>



### ACTIVITY



Month	2019	2020
April	1,160	1,591
May	4,292	4,977
June	7,576	6,148
July	12,316	11,293
August	15,786	15,258
September	19,102	18,515
October	23,623	
November	28,765	
December	31,812	
January	35,214	
February	39,444	
March	45,757	
April	48,664	
May	48,675	
June	48,673	

### QUALITY

	Quantity	Base Number	Contract	AT	Region	England
% of FP17s for the same patient ID Re-attending within 3 months - Children	228	2,463	9.3%	10.1%	12.1%	11.5%
% of FP17s for the same patient ID Re-attending within 3 months - Adults	1,184	8,394	14.1%	13.4%	15.6%	15.4%
% of FP17s for the same patient ID Re-attending between 3 & 9 months - Children	1,443	2,463	58.6%	63.4%	61.2%	59.7%
% of FP17s for the same patient ID Re-attending between 3 & 9 months - Adults	4,868	8,394	58.0%	56.9%	54.3%	51.7%
% of FP17s for Band 1 Urgent Courses	1,020	9,803	10.4%	7.5%	9.1%	9.2%
% of FP17s Relating to Free Repair or Replacements	297	9,803	3.0%	0.9%	0.9%	0.7%
% of FP17s Relating to Continuations	38	9,803	0.4%	0.9%	1.0%	0.8%
% of Patients satisfied with the dentistry they have received	4	4	N/A	94.6%	94.4%	93.5%
% of Patients satisfied with the time they had to wait for an appointment	4	4	N/A	86.1%	88.1%	87.4%

\* This is based on patients treated on this contract for their most recent course of treatment.

Figures in italics indicate the base number of FP17s or Patient Questionnaire responses are less than 100. N/A is shown where the base number of responses is less than 10 during the period. % is calculated as Quantity/Base number\*100

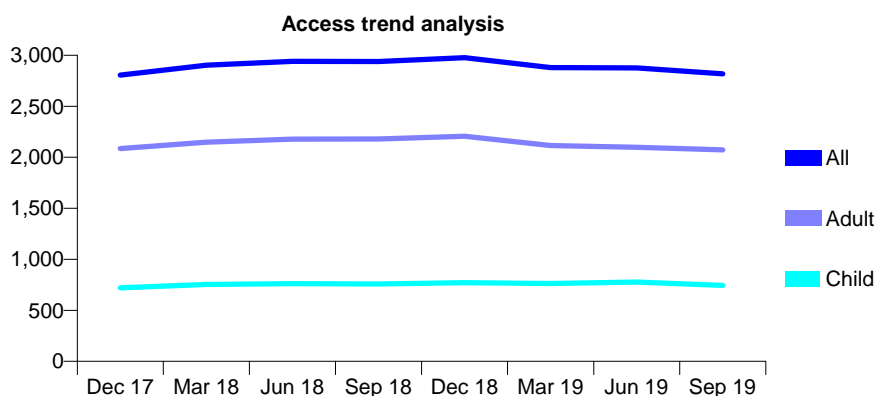
## Q52 - Vital Signs At a Glance Contract Report for 173681/0002 - September 2019

Name or company name	Mulli Limited
Contract type name	GDS Contract
Purpose of contract	General
Contract start date	01/05/2015
Contract end date	

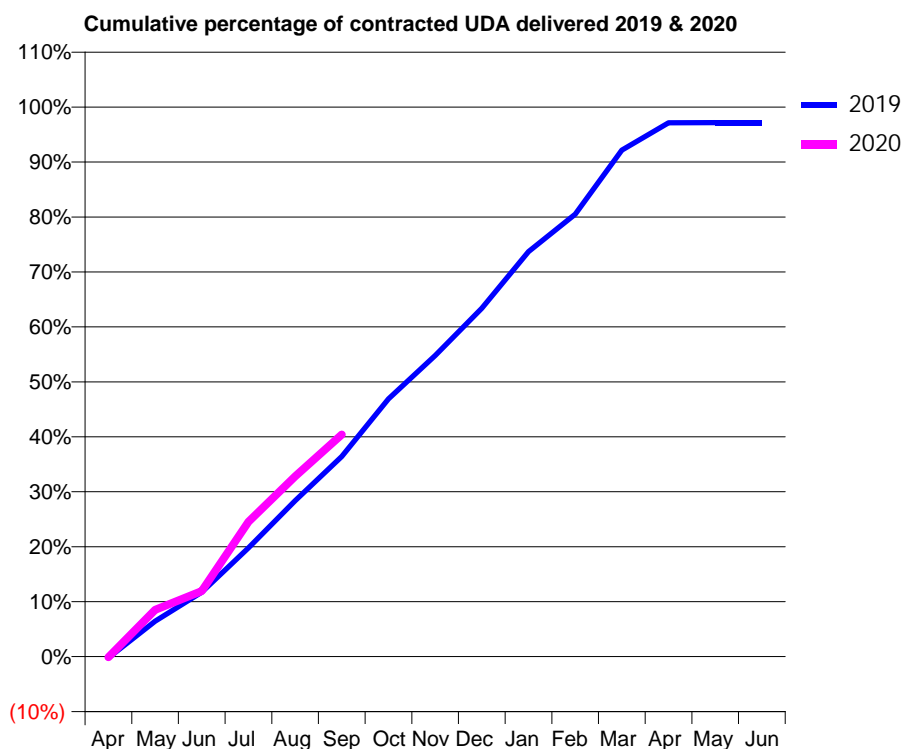
19/20 Contracted general activity (UDA)	8,500
Carry forward general activity (UDA)	240
19/20 Contracted orthodontic activity (UOA)	0
Carry forward orthodontic activity (UOA)	0
Baseline contract value	£264,049.99

### ACCESS\*

Patients seen in 24 months	Total	Change since previous quarter
Quarter ending September 2018	2,939	
Quarter ending December 2018	2,976	→
Quarter ending March 2019	2,879	↓
Quarter ending June 2019	2,876	→
Quarter ending September 2019	2,817	↓
<b>Variance since September 2018</b>	<b>(4.2%)</b>	<b>↓</b>



### ACTIVITY



Month	Adjusted Scheduled Activity (UDA)	
	2019	2020
April	-20	-9
May	547	726
June	998	1,014
July	1,682	2,087
August	2,413	2,789
September	3,095	3,435
October	3,985	
November	4,657	
December	5,386	
January	6,263	
February	6,843	
March	7,833	
April	8,256	
May	8,260	
June	8,260	

### QUALITY

	Quantity	Base Number	Contract	AT	Region	England
% of FP17s for the same patient ID Re-attending within 3 months - Children	32	550	5.8%	10.1%	12.1%	11.5%
% of FP17s for the same patient ID Re-attending within 3 months - Adults	181	1,608	11.3%	13.4%	15.6%	15.4%
% of FP17s for the same patient ID Re-attending between 3 & 9 months - Children	360	550	65.5%	63.4%	61.2%	59.7%
% of FP17s for the same patient ID Re-attending between 3 & 9 months - Adults	1,108	1,608	68.9%	56.9%	54.3%	51.7%
% of FP17s for Band 1 Urgent Courses	89	1,981	4.5%	7.5%	9.1%	9.2%
% of FP17s Relating to Free Repair or Replacements	30	1,981	1.5%	0.9%	0.9%	0.7%
% of FP17s Relating to Continuations	6	1,981	0.3%	0.9%	1.0%	0.8%
% of Patients satisfied with the dentistry they have received	2	2	N/A	94.6%	94.4%	93.5%
% of Patients satisfied with the time they had to wait for an appointment	2	2	N/A	86.1%	88.1%	87.4%

\* This is based on patients treated on this contract for their most recent course of treatment. Figures in italics indicate the base number of FP17s or Patient Questionnaire responses are less than 100. N/A is shown where the base number of responses is less than 10 during the period. % is calculated as Quantity/Base number\*100

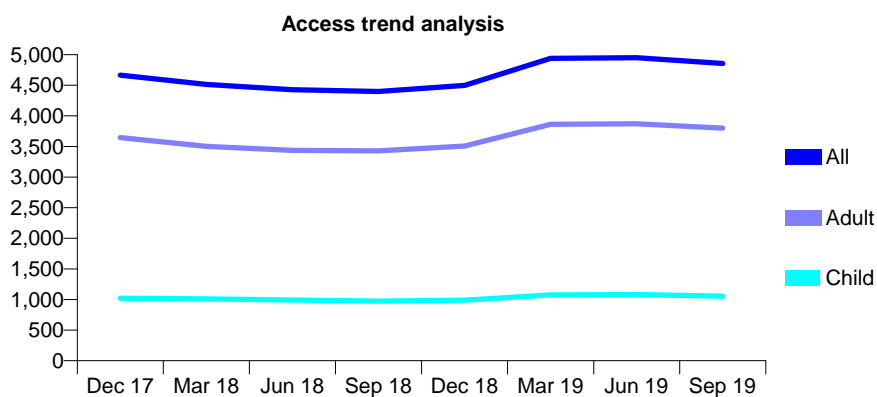
## Q52 - Vital Signs At a Glance Contract Report for 173681/0003 - September 2019

Name or company name	Mulli Limited
Contract type name	GDS Contract
Purpose of contract	General
Contract start date	01/05/2015
Contract end date	

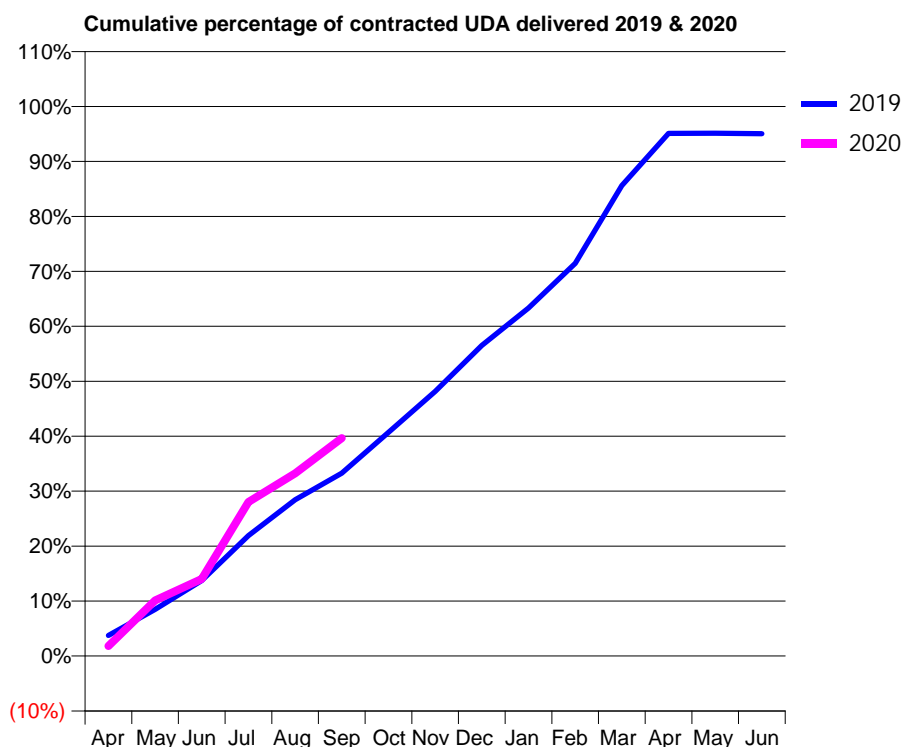
19/20 Contracted general activity (UDA)	15,309
Carry forward general activity (UDA)	0
19/20 Contracted orthodontic activity (UOA)	0
Carry forward orthodontic activity (UOA)	0
Baseline contract value	£414,033.49

### ACCESS\*

Patients seen in 24 months	Total	Change since previous quarter
Quarter ending September 2018	4,400	
Quarter ending December 2018	4,497	↑
Quarter ending March 2019	4,939	↑
Quarter ending June 2019	4,952	→
Quarter ending September 2019	4,855	↓
<b>Variance since September 2018</b>	<b>10.3%</b>	<b>↑</b>



### ACTIVITY



Month	Adjusted Scheduled Activity (UDA)	
	2019	2020
April	575	280
May	1,302	1,550
June	2,105	2,147
July	3,357	4,293
August	4,354	5,090
September	5,095	6,067
October	6,233	
November	7,371	
December	8,652	
January	9,694	
February	10,938	
March	13,103	
April	14,558	
May	14,560	
June	14,551	

### QUALITY

	Quantity	Base Number	Contract	AT	Region	England
% of FP17s for the same patient ID Re-attending within 3 months - Children	44	723	6.1%	10.1%	12.1%	11.5%
% of FP17s for the same patient ID Re-attending within 3 months - Adults	330	2,819	11.7%	13.4%	15.6%	15.4%
% of FP17s for the same patient ID Re-attending between 3 & 9 months - Children	465	723	64.3%	63.4%	61.2%	59.7%
% of FP17s for the same patient ID Re-attending between 3 & 9 months - Adults	1,705	2,819	60.5%	56.9%	54.3%	51.7%
% of FP17s for Band 1 Urgent Courses	136	3,167	4.3%	7.5%	9.1%	9.2%
% of FP17s Relating to Free Repair or Replacements	55	3,167	1.7%	0.9%	0.9%	0.7%
% of FP17s Relating to Continuations	16	3,167	0.5%	0.9%	1.0%	0.8%
% of Patients satisfied with the dentistry they have received	1	1	N/A	94.6%	94.4%	93.5%
% of Patients satisfied with the time they had to wait for an appointment	0	1	N/A	86.1%	88.1%	87.4%

\* This is based on patients treated on this contract for their most recent course of treatment. Figures in italics indicate the base number of FP17s or Patient Questionnaire responses are less than 100. N/A is shown where the base number of responses is less than 10 during the period. % is calculated as Quantity/Base number\*100

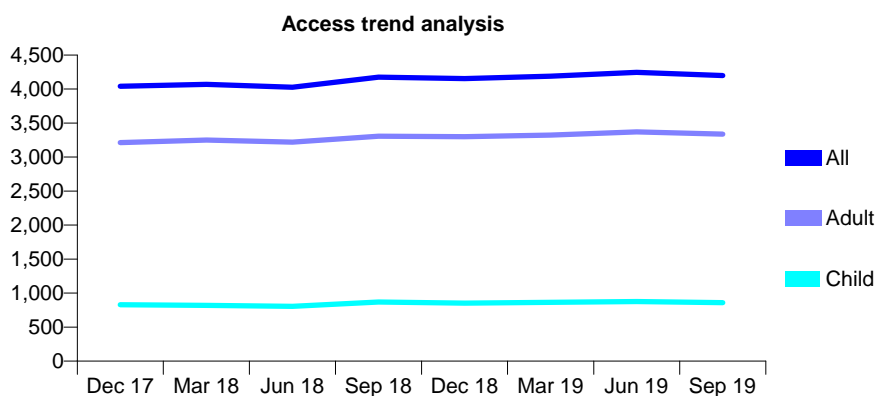
## Q52 - Vital Signs At a Glance Contract Report for 173681/0004 - September 2019

Name or company name	Mulli Limited
Contract type name	GDS Contract
Purpose of contract	General
Contract start date	01/05/2015
Contract end date	

19/20 Contracted general activity (UDA)	13,781
Carry forward general activity (UDA)	0
19/20 Contracted orthodontic activity (UOA)	0
Carry forward orthodontic activity (UOA)	0
Baseline contract value	£322,901.11

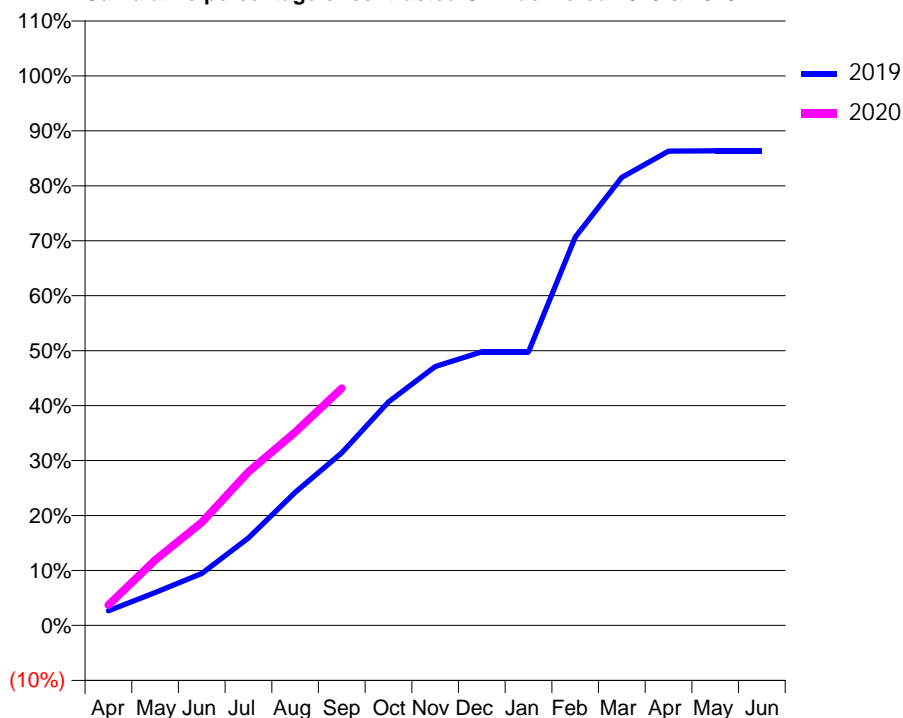
### ACCESS\*

Patients seen in 24 months	Total	Change since previous quarter
Quarter ending September 2018	4,176	
Quarter ending December 2018	4,154	→
Quarter ending March 2019	4,190	→
Quarter ending June 2019	4,246	→
Quarter ending September 2019	4,199	↓
<b>Variance since September 2018</b>	0.6%	→



### ACTIVITY

Cumulative percentage of contracted UDA delivered 2019 & 2020



Month	2019	2020
April	370	514
May	824	1,640
June	1,303	2,585
July	2,196	3,850
August	3,336	4,848
September	4,328	5,948
October	5,604	
November	6,494	
December	6,860	
January	6,860	
February	9,741	
March	11,234	
April	11,894	
May	11,899	
June	11,899	

### QUALITY

	Quantity	Base Number	Contract	AT	Region	England
% of FP17s for the same patient ID Re-attending within 3 months - Children	42	684	6.1%	10.1%	12.1%	11.5%
% of FP17s for the same patient ID Re-attending within 3 months - Adults	487	2,896	16.8%	13.4%	15.6%	15.4%
% of FP17s for the same patient ID Re-attending between 3 & 9 months - Children	437	684	63.9%	63.4%	61.2%	59.7%
% of FP17s for the same patient ID Re-attending between 3 & 9 months - Adults	1,809	2,896	62.5%	56.9%	54.3%	51.7%
% of FP17s for Band 1 Urgent Courses	398	3,294	12.1%	7.5%	9.1%	9.2%
% of FP17s Relating to Free Repair or Replacements	30	3,294	0.9%	0.9%	0.9%	0.7%
% of FP17s Relating to Continuations	9	3,294	0.3%	0.9%	1.0%	0.8%
% of Patients satisfied with the dentistry they have received	1	1	N/A	94.6%	94.4%	93.5%
% of Patients satisfied with the time they had to wait for an appointment	1	1	N/A	86.1%	88.1%	87.4%

\* This is based on patients treated on this contract for their most recent course of treatment. Figures in italics indicate the base number of FP17s or Patient Questionnaire responses are less than 100. N/A is shown where the base number of responses is less than 10 during the period. % is calculated as Quantity/Base number\*100

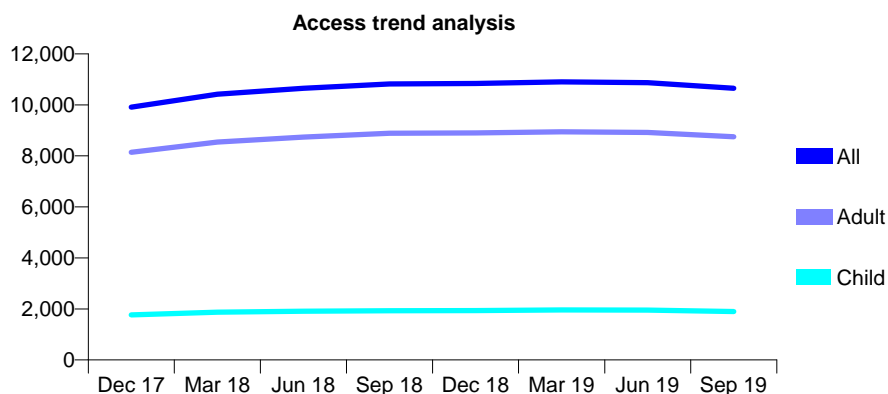
## Q52 - Vital Signs At a Glance Contract Report for 174831/0001 - September 2019

Name or company name	TOVEY LITTLE DENTAL CENTRE LTD
Contract type name	GDS Contract
Purpose of contract	General
Contract start date	01/04/2011
Contract end date	

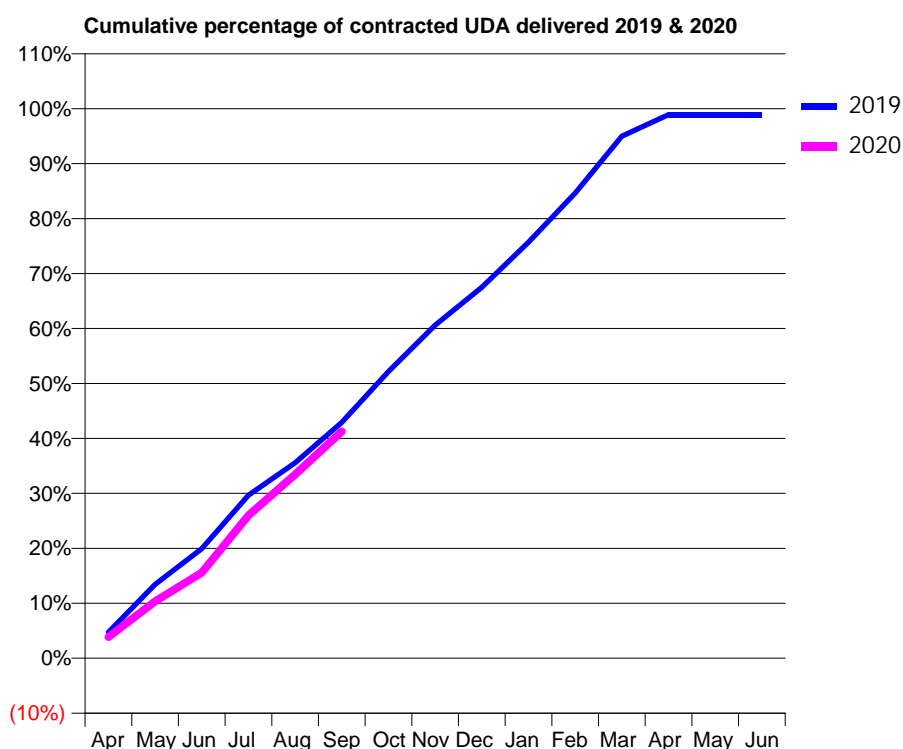
19/20 Contracted general activity (UDA)	30,005
Carry forward general activity (UDA)	328
19/20 Contracted orthodontic activity (UOA)	0
Carry forward orthodontic activity (UOA)	0
Baseline contract value	£1,001,026.91

### ACCESS\*

Patients seen in 24 months	Total	Change since previous quarter
Quarter ending September 2018	10,819	
Quarter ending December 2018	10,837	→
Quarter ending March 2019	10,900	→
Quarter ending June 2019	10,868	→
Quarter ending September 2019	10,650	↓
<b>Variance since September 2018</b>	<b>(1.6%)</b>	<b>↓</b>



### ACTIVITY



Month	2019	2020
April	1,421	1,160
May	4,029	3,108
June	5,981	4,670
July	8,899	7,803
August	10,677	10,039
September	12,878	12,376
October	15,661	
November	18,195	
December	20,252	
January	22,711	
February	25,399	
March	28,500	
April	29,677	
May	29,677	
June	29,677	

### QUALITY

	Quantity	Base Number	Contract	AT	Region	England
% of FP17s for the same patient ID Re-attending within 3 months - Children	94	1,523	6.2%	10.1%	12.1%	11.5%
% of FP17s for the same patient ID Re-attending within 3 months - Adults	663	5,772	11.5%	13.4%	15.6%	15.4%
% of FP17s for the same patient ID Re-attending between 3 & 9 months - Children	989	1,523	64.9%	63.4%	61.2%	59.7%
% of FP17s for the same patient ID Re-attending between 3 & 9 months - Adults	2,986	5,772	51.7%	56.9%	54.3%	51.7%
% of FP17s for Band 1 Urgent Courses	357	6,573	5.4%	7.5%	9.1%	9.2%
% of FP17s Relating to Free Repair or Replacements	77	6,573	1.2%	0.9%	0.9%	0.7%
% of FP17s Relating to Continuations	97	6,573	1.5%	0.9%	1.0%	0.8%
% of Patients satisfied with the dentistry they have received	2	2	N/A	94.6%	94.4%	93.5%
% of Patients satisfied with the time they had to wait for an appointment	2	2	N/A	86.1%	88.1%	87.4%

\* This is based on patients treated on this contract for their most recent course of treatment. Figures in italics indicate the base number of FP17s or Patient Questionnaire responses are less than 100. N/A is shown where the base number of responses is less than 10 during the period. % is calculated as Quantity/Base number\*100

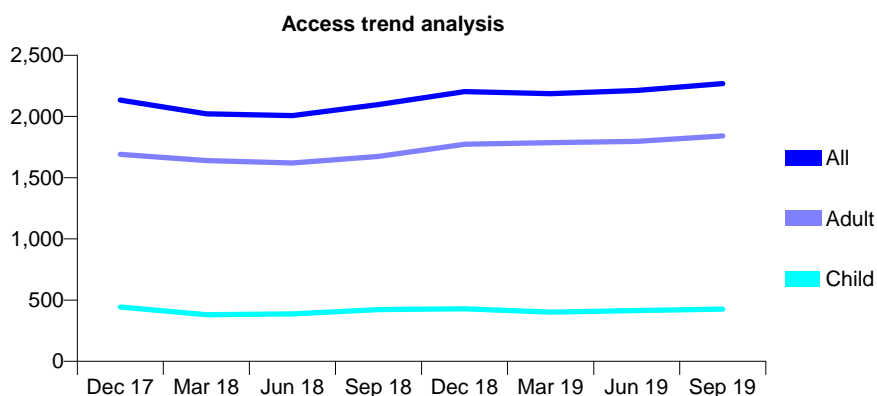
## Q52 - Vital Signs At a Glance Contract Report for 174831/0002 - September 2019

Name or company name	TOVEY LITTLE DENTAL CENTRE LTD
Contract type name	GDS Contract
Purpose of contract	General
Contract start date	01/04/2011
Contract end date	

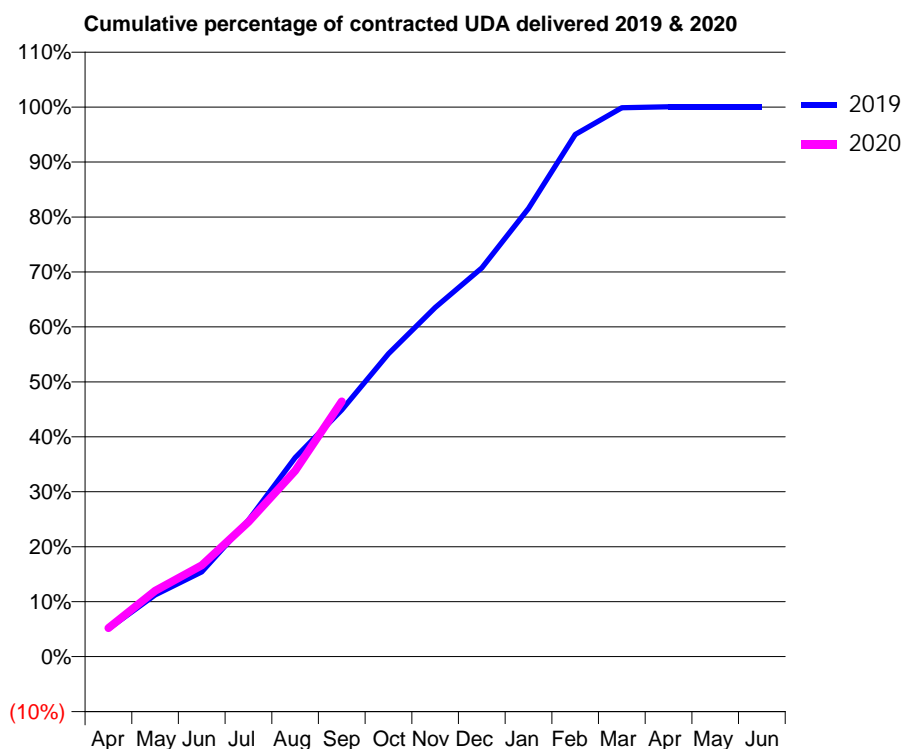
19/20 Contracted general activity (UDA)	6,000
Carry forward general activity (UDA)	-3
19/20 Contracted orthodontic activity (UOA)	0
Carry forward orthodontic activity (UOA)	0
Baseline contract value	£177,990.45

### ACCESS\*

Patients seen in 24 months	Total	Change since previous quarter
Quarter ending September 2018	2,097	
Quarter ending December 2018	2,203	↑
Quarter ending March 2019	2,187	→
Quarter ending June 2019	2,213	→
Quarter ending September 2019	2,268	↑
<b>Variance since September 2018</b>	<b>8.2%</b>	<b>↑</b>



### ACTIVITY



Month	Adjusted Scheduled Activity (UDA)	
	2019	2020
April	303	312
May	674	719
June	925	996
July	1,491	1,471
August	2,173	2,031
September	2,693	2,787
October	3,308	
November	3,812	
December	4,243	
January	4,894	
February	5,701	
March	5,993	
April	6,003	
May	6,003	
June	6,003	

### QUALITY

	Quantity	Base Number	Contract	AT	Region	England
% of FP17s for the same patient ID Re-attending within 3 months - Children	14	400	3.5%	10.1%	12.1%	11.5%
% of FP17s for the same patient ID Re-attending within 3 months - Adults	70	1,316	5.3%	13.4%	15.6%	15.4%
% of FP17s for the same patient ID Re-attending between 3 & 9 months - Children	234	400	58.5%	63.4%	61.2%	59.7%
% of FP17s for the same patient ID Re-attending between 3 & 9 months - Adults	276	1,316	21.0%	56.9%	54.3%	51.7%
% of FP17s for Band 1 Urgent Courses	149	1,712	8.7%	7.5%	9.1%	9.2%
% of FP17s Relating to Free Repair or Replacements	7	1,712	0.4%	0.9%	0.9%	0.7%
% of FP17s Relating to Continuations	13	1,712	0.8%	0.9%	1.0%	0.8%
% of Patients satisfied with the dentistry they have received	0	0	N/A	94.6%	94.4%	93.5%
% of Patients satisfied with the time they had to wait for an appointment	0	0	N/A	86.1%	88.1%	87.4%

\* This is based on patients treated on this contract for their most recent course of treatment. Figures in italics indicate the base number of FP17s or Patient Questionnaire responses are less than 100. N/A is shown where the base number of responses is less than 10 during the period. % is calculated as Quantity/Base number\*100



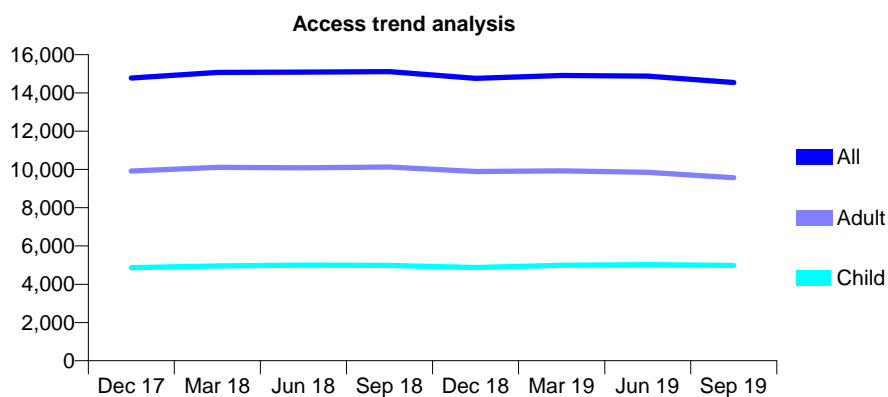
## Q52 - Vital Signs At a Glance Contract Report for 177725/0001 - September 2019

Name or company name	MCM Dental Services Ltd
Contract type name	GDS Contract
Purpose of contract	General
Contract start date	03/10/2007
Contract end date	

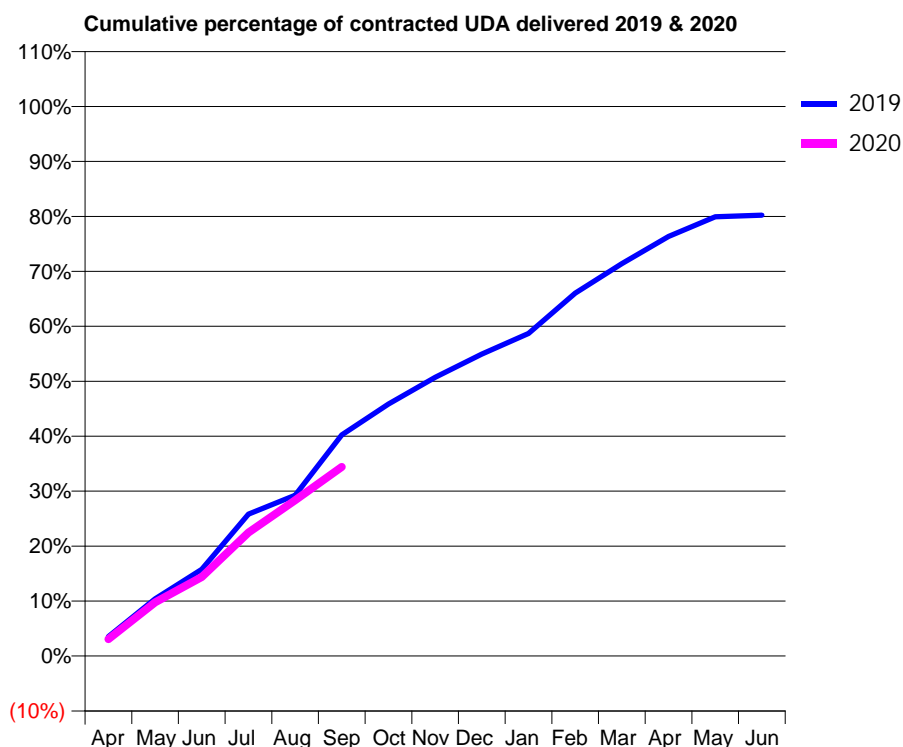
19/20 Contracted general activity (UDA)	47,000
Carry forward general activity (UDA)	0
19/20 Contracted orthodontic activity (UOA)	0
Carry forward orthodontic activity (UOA)	0
Baseline contract value	£1,460,122.86

### ACCESS\*

Patients seen in 24 months	Total	Change since previous quarter
Quarter ending September 2018	15,111	
Quarter ending December 2018	14,765	↓
Quarter ending March 2019	14,910	→
Quarter ending June 2019	14,882	→
Quarter ending September 2019	14,547	↓
<b>Variance since September 2018</b>	<b>(3.7%)</b>	<b>↓</b>



### ACTIVITY



Month	Adjusted Scheduled Activity (UDA)	
	2019	2020
April	1,658	1,439
May	4,900	4,591
June	7,423	6,756
July	12,125	10,563
August	13,749	13,333
September	18,901	16,178
October	21,552	
November	23,833	
December	25,815	
January	27,586	
February	31,040	
March	33,555	
April	35,879	
May	37,559	
June	37,697	

### QUALITY

	Quantity	Base Number	Contract	AT	Region	England
% of FP17s for the same patient ID Re-attending within 3 months - Children	313	3,767	8.3%	10.1%	12.1%	11.5%
% of FP17s for the same patient ID Re-attending within 3 months - Adults	792	6,060	13.1%	13.4%	15.6%	15.4%
% of FP17s for the same patient ID Re-attending between 3 & 9 months - Children	1,853	3,767	49.2%	63.4%	61.2%	59.7%
% of FP17s for the same patient ID Re-attending between 3 & 9 months - Adults	2,900	6,060	47.9%	56.9%	54.3%	51.7%
% of FP17s for Band 1 Urgent Courses	764	8,122	9.4%	7.5%	9.1%	9.2%
% of FP17s Relating to Free Repair or Replacements	102	8,122	1.3%	0.9%	0.9%	0.7%
% of FP17s Relating to Continuations	45	8,122	0.6%	0.9%	1.0%	0.8%
% of Patients satisfied with the dentistry they have received	2	3	N/A	94.6%	94.4%	93.5%
% of Patients satisfied with the time they had to wait for an appointment	2	3	N/A	86.1%	88.1%	87.4%

\* This is based on patients treated on this contract for their most recent course of treatment. Figures in italics indicate the base number of FP17s or Patient Questionnaire responses are less than 100. N/A is shown where the base number of responses is less than 10 during the period. % is calculated as Quantity/Base number\*100

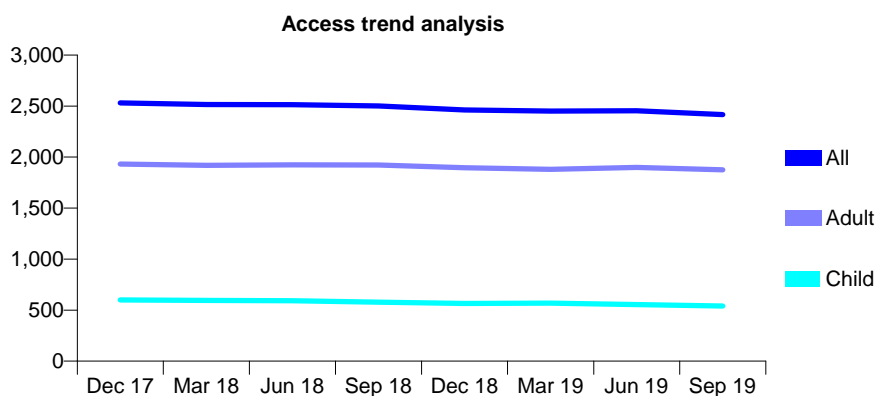
## Q52 - Vital Signs At a Glance Contract Report for 180904/0002 - September 2019

Name or company name	Perfect Smile Clinic (UK) Ltd
Contract type name	GDS Contract
Purpose of contract	General
Contract start date	01/03/2011
Contract end date	

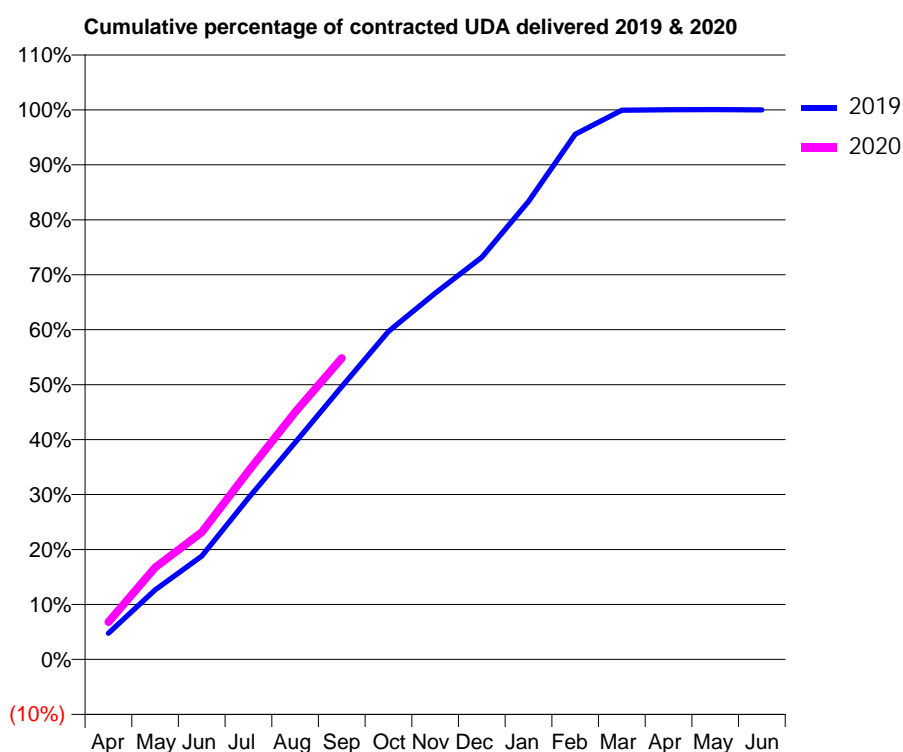
19/20 Contracted general activity (UDA)	8,080
Carry forward general activity (UDA)	0
19/20 Contracted orthodontic activity (UOA)	0
Carry forward orthodontic activity (UOA)	0
Baseline contract value	£231,042.44

### ACCESS\*

Patients seen in 24 months	Total	Change since previous quarter
Quarter ending September 2018	2,501	
Quarter ending December 2018	2,462	↓
Quarter ending March 2019	2,450	→
Quarter ending June 2019	2,454	→
Quarter ending September 2019	2,416	↓
<b>Variance since September 2018</b>	<b>(3.4%)</b>	<b>↓</b>



### ACTIVITY



Month	2019	2020
April	385	550
May	1,022	1,352
June	1,519	1,869
July	2,374	2,770
August	3,189	3,636
September	4,010	4,430
October	4,823	
November	5,386	
December	5,913	
January	6,732	
February	7,723	
March	8,076	
April	8,082	
May	8,083	
June	8,080	

### QUALITY

	Quantity	Base Number	Contract	AT	Region	England
% of FP17s for the same patient ID Re-attending within 3 months - Children	10	455	2.2%	10.1%	12.1%	11.5%
% of FP17s for the same patient ID Re-attending within 3 months - Adults	85	1,362	6.2%	13.4%	15.6%	15.4%
% of FP17s for the same patient ID Re-attending between 3 & 9 months - Children	332	455	73.0%	63.4%	61.2%	59.7%
% of FP17s for the same patient ID Re-attending between 3 & 9 months - Adults	868	1,362	63.7%	56.9%	54.3%	51.7%
% of FP17s for Band 1 Urgent Courses	15	1,812	0.8%	7.5%	9.1%	9.2%
% of FP17s Relating to Free Repair or Replacements	17	1,812	0.9%	0.9%	0.9%	0.7%
% of FP17s Relating to Continuations	1	1,812	0.1%	0.9%	1.0%	0.8%
% of Patients satisfied with the dentistry they have received	4	4	N/A	94.6%	94.4%	93.5%
% of Patients satisfied with the time they had to wait for an appointment	4	4	N/A	86.1%	88.1%	87.4%

\* This is based on patients treated on this contract for their most recent course of treatment. Figures in italics indicate the base number of FP17s or Patient Questionnaire responses are less than 100. N/A is shown where the base number of responses is less than 10 during the period. % is calculated as Quantity/Base number\*100

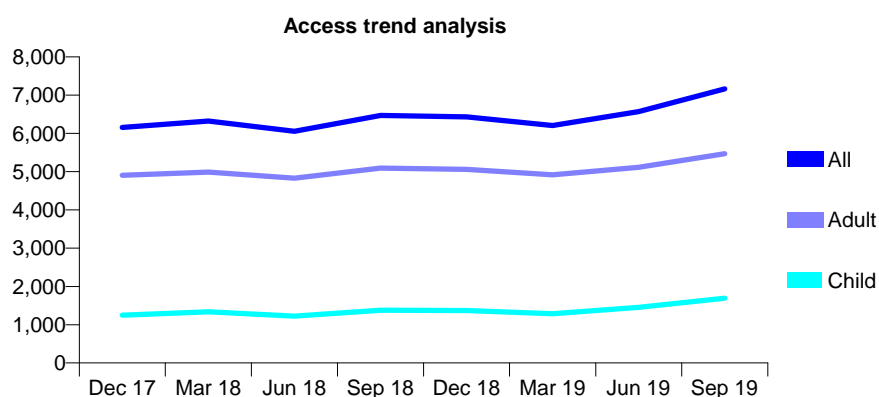
## Q52 - Vital Signs At a Glance Contract Report for 181234/0001 - September 2019

Name or company name	Glen Lea Dental Suite
Contract type name	GDS Contract
Purpose of contract	General
Contract start date	01/06/2012
Contract end date	

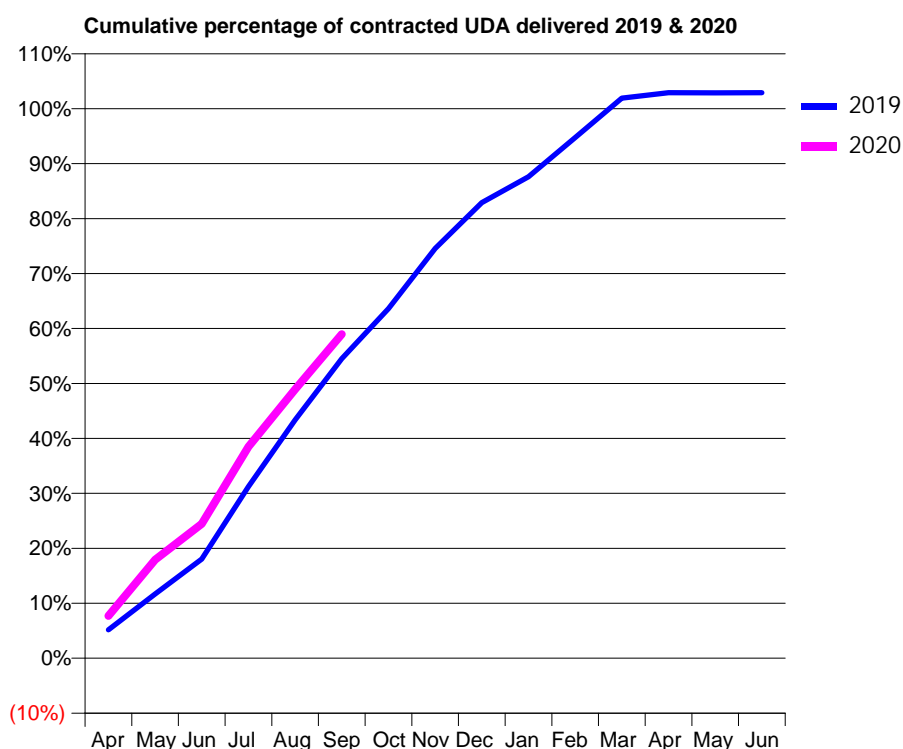
19/20 Contracted general activity (UDA)	14,835
Carry forward general activity (UDA)	-297
19/20 Contracted orthodontic activity (UOA)	0
Carry forward orthodontic activity (UOA)	0
Baseline contract value	£439,864.93

### ACCESS\*

Patients seen in 24 months	Total	Change since previous quarter
Quarter ending September 2018	6,469	
Quarter ending December 2018	6,430	→
Quarter ending March 2019	6,205	↓
Quarter ending June 2019	6,568	↑
Quarter ending September 2019	7,160	↑
<b>Variance since September 2018</b>	<b>10.7%</b>	<b>↑</b>



### ACTIVITY



Month	2019	2020
April	767	1,143
May	1,738	2,658
June	2,677	3,627
July	4,637	5,709
August	6,436	7,261
September	8,088	8,745
October	9,436	
November	11,061	
December	12,297	
January	12,996	
February	14,055	
March	15,119	
April	15,266	
May	15,263	
June	15,267	

### QUALITY

	Quantity	Base Number	Contract	AT	Region	England
% of FP17s for the same patient ID Re-attending within 3 months - Children	56	1,330	4.2%	10.1%	12.1%	11.5%
% of FP17s for the same patient ID Re-attending within 3 months - Adults	512	3,993	12.8%	13.4%	15.6%	15.4%
% of FP17s for the same patient ID Re-attending between 3 & 9 months - Children	233	1,330	17.5%	63.4%	61.2%	59.7%
% of FP17s for the same patient ID Re-attending between 3 & 9 months - Adults	863	3,993	21.6%	56.9%	54.3%	51.7%
% of FP17s for Band 1 Urgent Courses	326	4,691	6.9%	7.5%	9.1%	9.2%
% of FP17s Relating to Free Repair or Replacements	12	4,691	0.3%	0.9%	0.9%	0.7%
% of FP17s Relating to Continuations	90	4,691	1.9%	0.9%	1.0%	0.8%
% of Patients satisfied with the dentistry they have received	5	5	N/A	94.6%	94.4%	93.5%
% of Patients satisfied with the time they had to wait for an appointment	5	5	N/A	86.1%	88.1%	87.4%

\* This is based on patients treated on this contract for their most recent course of treatment. Figures in italics indicate the base number of FP17s or Patient Questionnaire responses are less than 100. N/A is shown where the base number of responses is less than 10 during the period. % is calculated as Quantity/Base number\*100

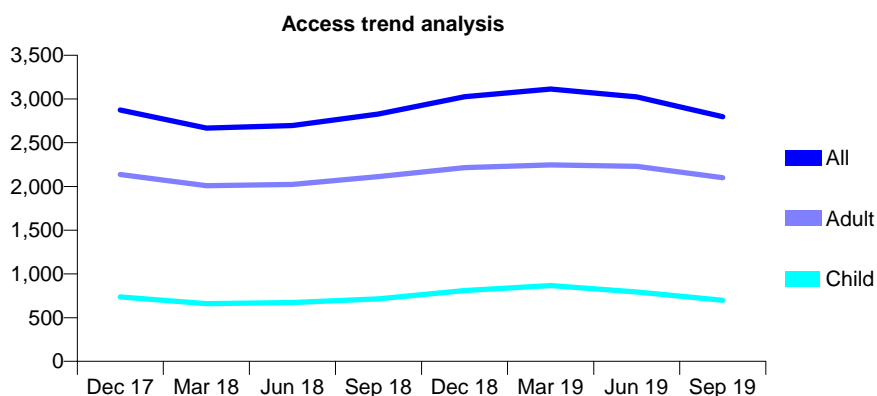
## Q52 - Vital Signs At a Glance Contract Report for 181234/0002 - September 2019

Name or company name	Glen Lea Dental Suite
Contract type name	GDS Contract
Purpose of contract	General
Contract start date	01/06/2012
Contract end date	

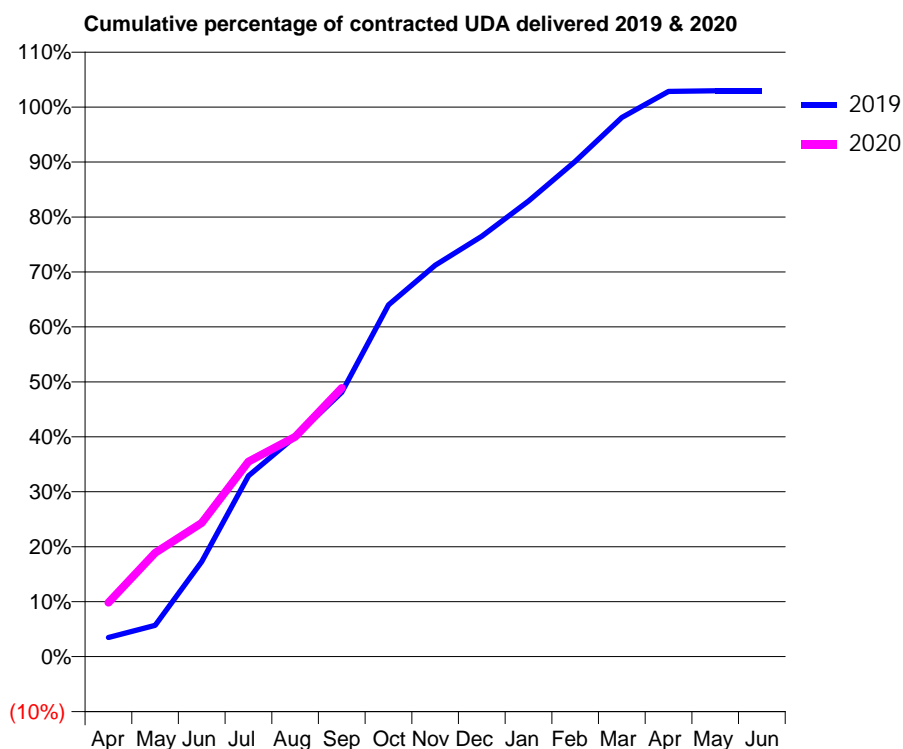
19/20 Contracted general activity (UDA)	7,000
Carry forward general activity (UDA)	-140
19/20 Contracted orthodontic activity (UOA)	0
Carry forward orthodontic activity (UOA)	0
Baseline contract value	£178,727.57

### ACCESS\*

Patients seen in 24 months	Total	Change since previous quarter
Quarter ending September 2018	2,828	
Quarter ending December 2018	3,026	↑
Quarter ending March 2019	3,114	↑
Quarter ending June 2019	3,024	↓
Quarter ending September 2019	2,797	↓
<b>Variance since September 2018</b>	<b>(1.1%)</b>	<b>↓</b>



### ACTIVITY



Month	Adjusted Scheduled Activity (UDA)	
	2019	2020
April	244	688
May	399	1,323
June	1,210	1,704
July	2,303	2,484
August	2,803	2,801
September	3,365	3,422
October	4,481	
November	4,985	
December	5,353	
January	5,803	
February	6,308	
March	6,866	
April	7,198	
May	7,207	
June	7,207	

### QUALITY

	Quantity	Base Number	Contract	AT	Region	England
% of FP17s for the same patient ID Re-attending within 3 months - Children	12	502	2.4%	10.1%	12.1%	11.5%
% of FP17s for the same patient ID Re-attending within 3 months - Adults	125	1,508	8.3%	13.4%	15.6%	15.4%
% of FP17s for the same patient ID Re-attending between 3 & 9 months - Children	42	502	8.4%	63.4%	61.2%	59.7%
% of FP17s for the same patient ID Re-attending between 3 & 9 months - Adults	155	1,508	10.3%	56.9%	54.3%	51.7%
% of FP17s for Band 1 Urgent Courses	194	1,834	10.6%	7.5%	9.1%	9.2%
% of FP17s Relating to Free Repair or Replacements	0	1,834	0.0%	0.9%	0.9%	0.7%
% of FP17s Relating to Continuations	19	1,834	1.0%	0.9%	1.0%	0.8%
% of Patients satisfied with the dentistry they have received	6	6	N/A	94.6%	94.4%	93.5%
% of Patients satisfied with the time they had to wait for an appointment	5	6	N/A	86.1%	88.1%	87.4%

\* This is based on patients treated on this contract for their most recent course of treatment. Figures in italics indicate the base number of FP17s or Patient Questionnaire responses are less than 100. N/A is shown where the base number of responses is less than 10 during the period. % is calculated as Quantity/Base number\*100

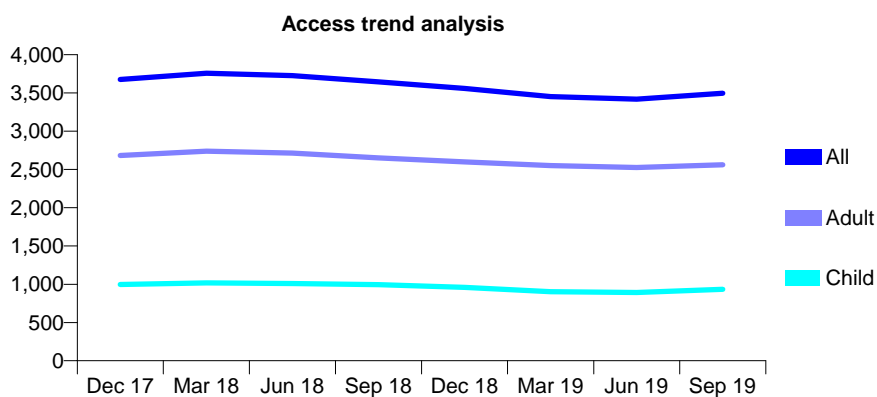
## Q52 - Vital Signs At a Glance Contract Report for 181463/0001 - September 2019

Name or company name	Dhinsa Dental Limited
Contract type name	GDS Contract
Purpose of contract	General
Contract start date	01/04/2009
Contract end date	

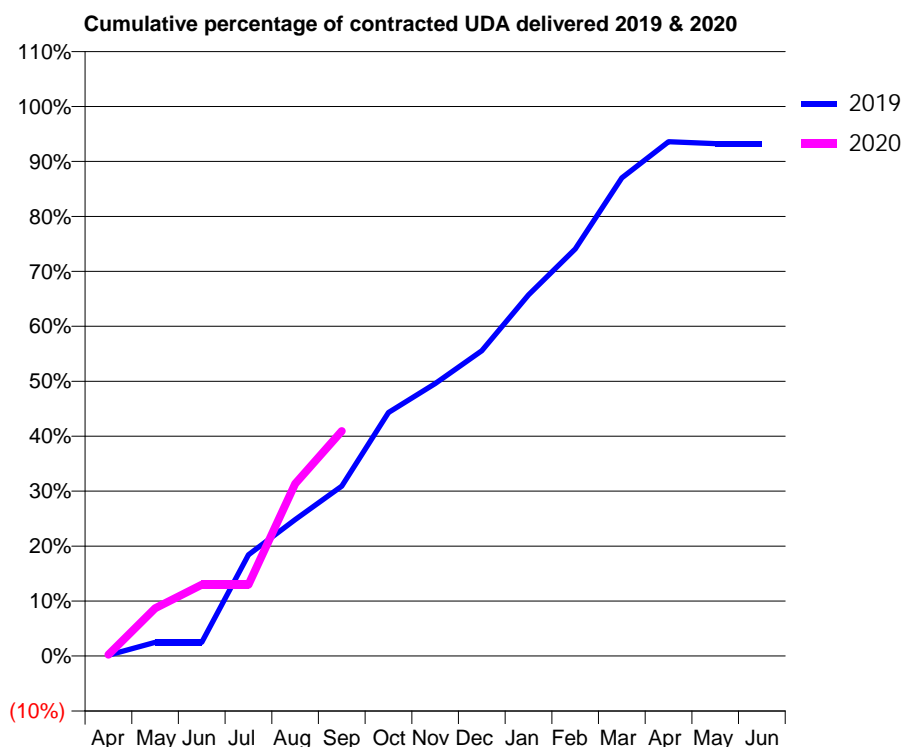
19/20 Contracted general activity (UDA)	11,550
Carry forward general activity (UDA)	0
19/20 Contracted orthodontic activity (UOA)	0
Carry forward orthodontic activity (UOA)	0
Baseline contract value	£282,671.10

### ACCESS\*

Patients seen in 24 months	Total	Change since previous quarter
Quarter ending September 2018	3,646	
Quarter ending December 2018	3,559	↓
Quarter ending March 2019	3,452	↓
Quarter ending June 2019	3,419	→
Quarter ending September 2019	3,495	↑
<b>Variance since September 2018</b>	<b>(4.1%)</b>	<b>↓</b>



### ACTIVITY



Month	Adjusted Scheduled Activity (UDA)	
	2019	2020
April	18	31
May	287	1,005
June	287	1,497
July	2,130	1,497
August	2,869	3,619
September	3,569	4,726
October	5,116	
November	5,727	
December	6,417	
January	7,587	
February	8,556	
March	10,049	
April	10,810	
May	10,767	
June	10,768	

### QUALITY

	Quantity	Base Number	Contract	AT	Region	England
% of FP17s for the same patient ID Re-attending within 3 months - Children	59	743	7.9%	10.1%	12.1%	11.5%
% of FP17s for the same patient ID Re-attending within 3 months - Adults	285	1,645	17.3%	13.4%	15.6%	15.4%
% of FP17s for the same patient ID Re-attending between 3 & 9 months - Children	467	743	62.9%	63.4%	61.2%	59.7%
% of FP17s for the same patient ID Re-attending between 3 & 9 months - Adults	726	1,645	44.1%	56.9%	54.3%	51.7%
% of FP17s for Band 1 Urgent Courses	158	2,150	7.3%	7.5%	9.1%	9.2%
% of FP17s Relating to Free Repair or Replacements	18	2,150	0.8%	0.9%	0.9%	0.7%
% of FP17s Relating to Continuations	36	2,150	1.7%	0.9%	1.0%	0.8%
% of Patients satisfied with the dentistry they have received	1	1	N/A	94.6%	94.4%	93.5%
% of Patients satisfied with the time they had to wait for an appointment	1	1	N/A	86.1%	88.1%	87.4%

\* This is based on patients treated on this contract for their most recent course of treatment. Figures in italics indicate the base number of FP17s or Patient Questionnaire responses are less than 100. N/A is shown where the base number of responses is less than 10 during the period. % is calculated as Quantity/Base number\*100

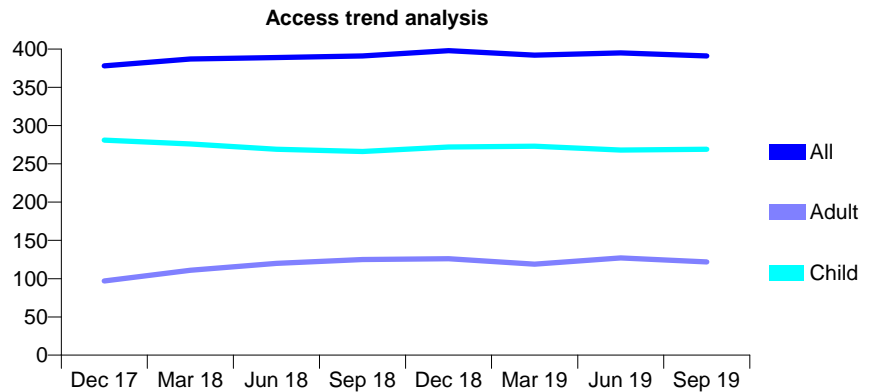
## Q52 - Vital Signs At a Glance Contract Report for 182192/0001 - September 2019

Name or company name	Baildon Dental Centre Ltd
Contract type name	GDS Contract
Purpose of contract	General
Contract start date	01/11/2008
Contract end date	

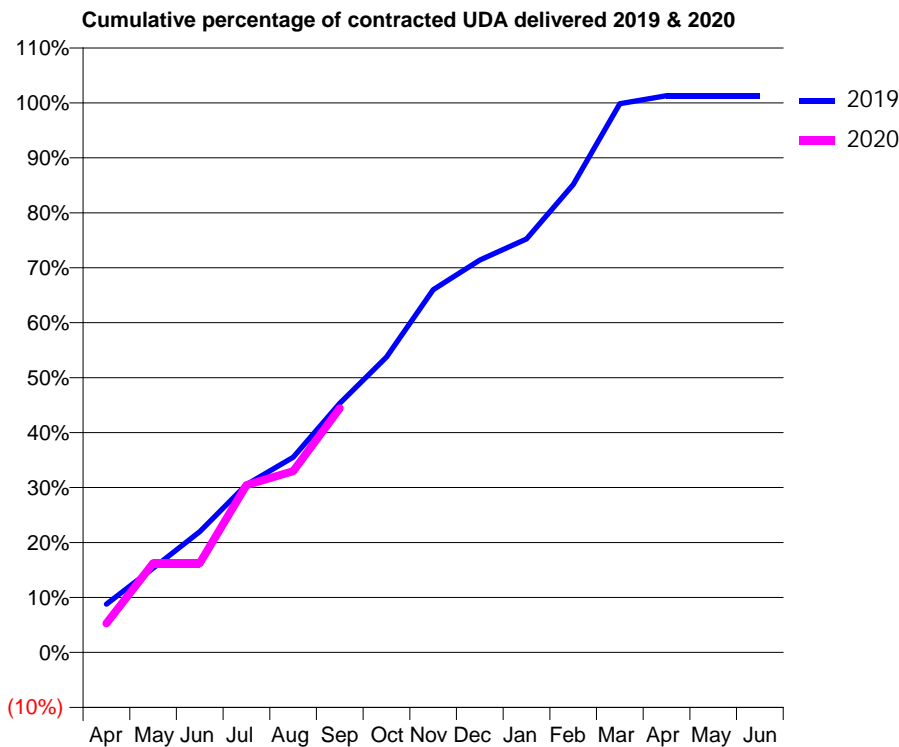
19/20 Contracted general activity (UDA)	835
Carry forward general activity (UDA)	-11
19/20 Contracted orthodontic activity (UOA)	0
Carry forward orthodontic activity (UOA)	0
Baseline contract value	£24,795.65

### ACCESS\*

Patients seen in 24 months	Total	Change since previous quarter
Quarter ending September 2018	391	
Quarter ending December 2018	398	→
Quarter ending March 2019	392	↓
Quarter ending June 2019	395	→
Quarter ending September 2019	391	↓
<b>Variance since September 2018</b>	<b>0.0%</b>	<b>→</b>



### ACTIVITY



Month	Adjusted Scheduled Activity (UDA)	
	2019	2020
April	73	44
May	128	136
June	183	136
July	255	254
August	297	275
September	379	371
October	449	
November	551	
December	596	
January	628	
February	711	
March	834	
April	846	
May	846	
June	846	

### QUALITY

	Quantity	Base Number	Contract	AT	Region	England
% of FP17s for the same patient ID Re-attending within 3 months - Children	10	203	4.9%	10.1%	12.1%	11.5%
% of FP17s for the same patient ID Re-attending within 3 months - Adults	2	42	4.8%	13.4%	15.6%	15.4%
% of FP17s for the same patient ID Re-attending between 3 & 9 months - Children	148	203	72.9%	63.4%	61.2%	59.7%
% of FP17s for the same patient ID Re-attending between 3 & 9 months - Adults	14	42	33.3%	56.9%	54.3%	51.7%
% of FP17s for Band 1 Urgent Courses	10	237	4.2%	7.5%	9.1%	9.2%
% of FP17s Relating to Free Repair or Replacements	0	237	0.0%	0.9%	0.9%	0.7%
% of FP17s Relating to Continuations	0	237	0.0%	0.9%	1.0%	0.8%
% of Patients satisfied with the dentistry they have received	0	0	N/A	94.6%	94.4%	93.5%
% of Patients satisfied with the time they had to wait for an appointment	0	0	N/A	86.1%	88.1%	87.4%

\* This is based on patients treated on this contract for their most recent course of treatment. Figures in italics indicate the base number of FP17s or Patient Questionnaire responses are less than 100. N/A is shown where the base number of responses is less than 10 during the period. % is calculated as Quantity/Base number\*100

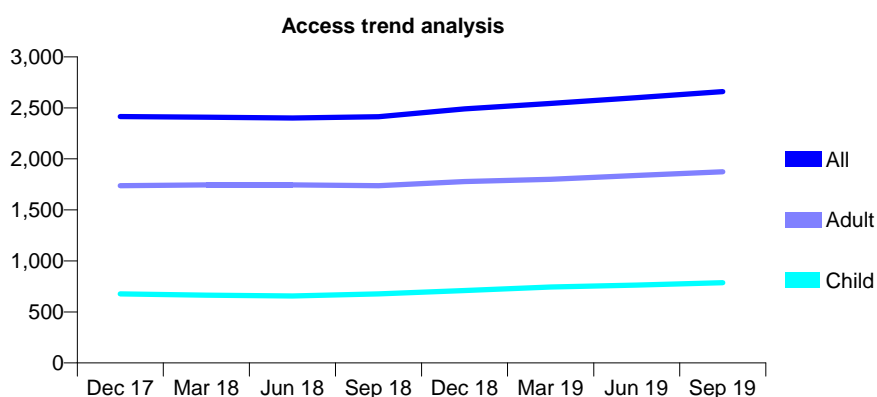
## Q52 - Vital Signs At a Glance Contract Report for 183180/0001 - September 2019

Name or company name	Airedale Dental Practice
Contract type name	GDS Contract
Purpose of contract	General
Contract start date	01/03/2013
Contract end date	

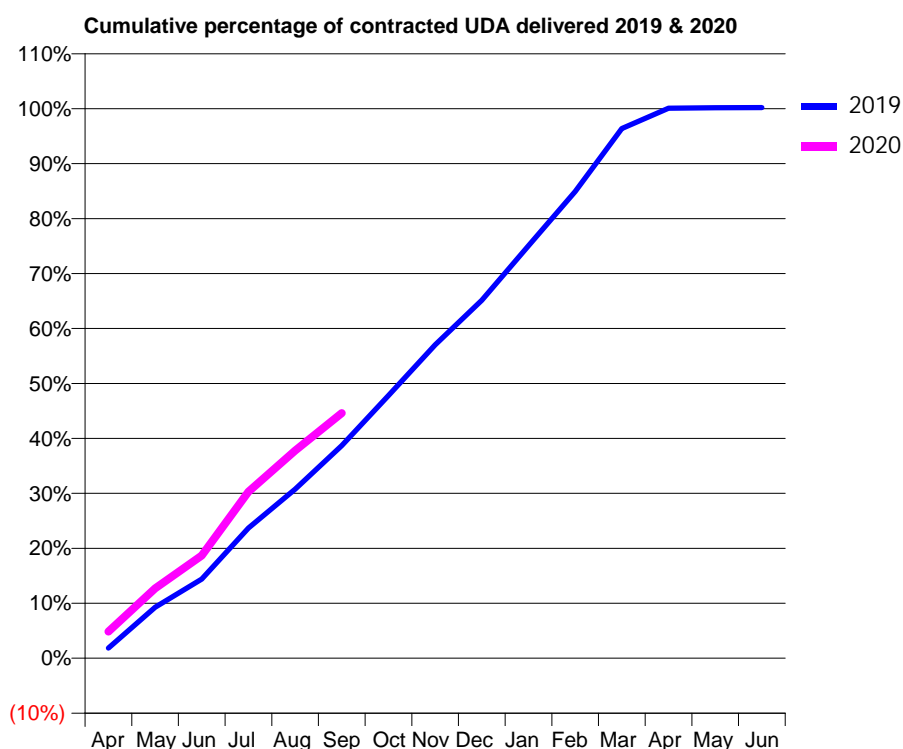
19/20 Contracted general activity (UDA)	8,800
Carry forward general activity (UDA)	-17
19/20 Contracted orthodontic activity (UOA)	0
Carry forward orthodontic activity (UOA)	0
Baseline contract value	£287,995.12

### ACCESS\*

Patients seen in 24 months	Total	Change since previous quarter
Quarter ending September 2018	2,414	
Quarter ending December 2018	2,490	↑
Quarter ending March 2019	2,543	↑
Quarter ending June 2019	2,600	↑
Quarter ending September 2019	2,660	↑
<b>Variance since September 2018</b>	<b>10.2%</b>	<b>↑</b>



### ACTIVITY



Month	2019	2020
April	164	426
May	817	1,119
June	1,268	1,645
July	2,086	2,666
August	2,708	3,326
September	3,404	3,925
October	4,206	
November	5,020	
December	5,733	
January	6,606	
February	7,474	
March	8,481	
April	8,807	
May	8,814	
June	8,817	

### QUALITY

	Quantity	Base Number	Contract	AT	Region	England
% of FP17s for the same patient ID Re-attending within 3 months - Children	67	561	11.9%	10.1%	12.1%	11.5%
% of FP17s for the same patient ID Re-attending within 3 months - Adults	210	1,283	16.4%	13.4%	15.6%	15.4%
% of FP17s for the same patient ID Re-attending between 3 & 9 months - Children	315	561	56.1%	63.4%	61.2%	59.7%
% of FP17s for the same patient ID Re-attending between 3 & 9 months - Adults	708	1,283	55.2%	56.9%	54.3%	51.7%
% of FP17s for Band 1 Urgent Courses	196	1,729	11.3%	7.5%	9.1%	9.2%
% of FP17s Relating to Free Repair or Replacements	14	1,729	0.8%	0.9%	0.9%	0.7%
% of FP17s Relating to Continuations	8	1,729	0.5%	0.9%	1.0%	0.8%
% of Patients satisfied with the dentistry they have received	1	1	N/A	94.6%	94.4%	93.5%
% of Patients satisfied with the time they had to wait for an appointment	1	1	N/A	86.1%	88.1%	87.4%

\* This is based on patients treated on this contract for their most recent course of treatment.

Figures in italics indicate the base number of FP17s or Patient Questionnaire responses are less than 100. N/A is shown where the base number of responses is less than 10 during the period. % is calculated as Quantity/Base number\*100

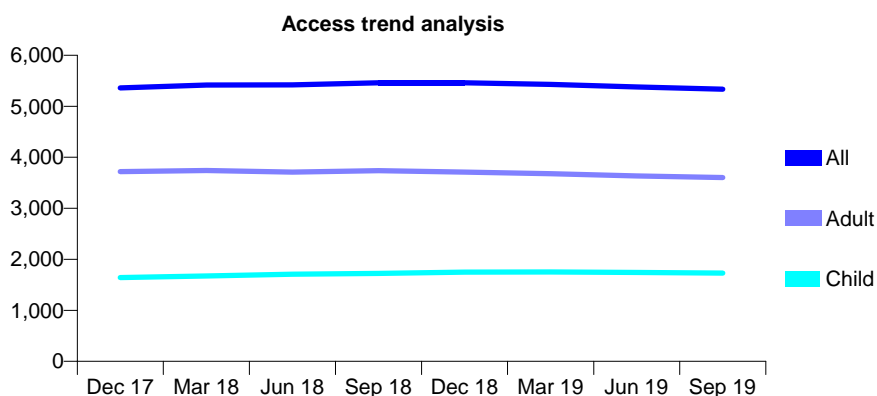
## Q52 - Vital Signs At a Glance Contract Report for 183857/0001 - September 2019

Name or company name	Windmill Dental
Contract type name	GDS Contract
Purpose of contract	General
Contract start date	01/03/2010
Contract end date	

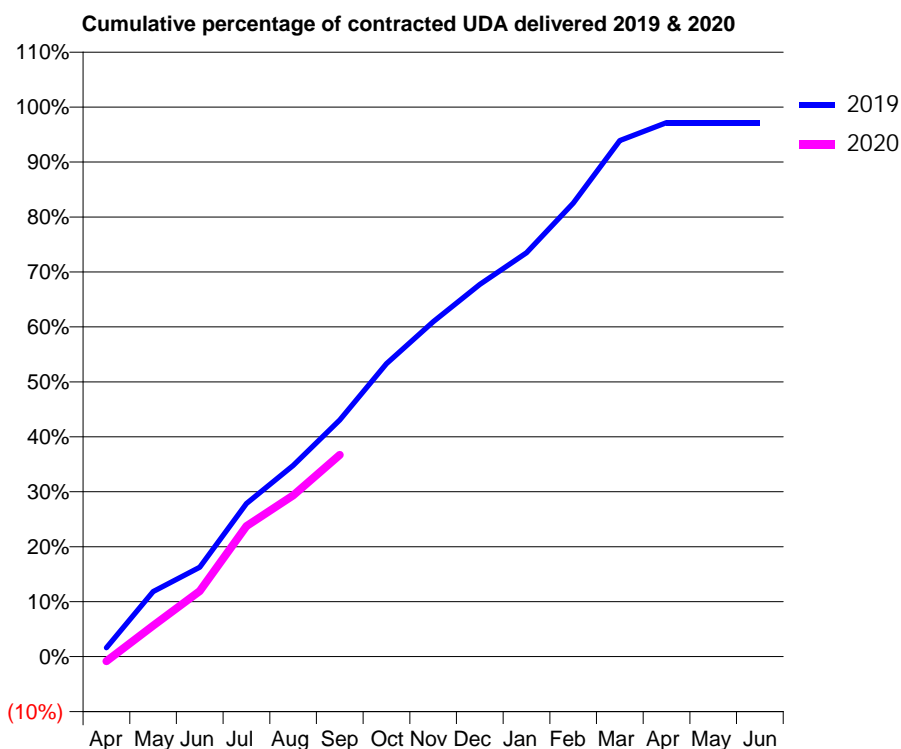
19/20 Contracted general activity (UDA)	14,000
Carry forward general activity (UDA)	394
19/20 Contracted orthodontic activity (UOA)	0
Carry forward orthodontic activity (UOA)	0
Baseline contract value	£388,538.20

### ACCESS\*

Patients seen in 24 months	Total	Change since previous quarter
Quarter ending September 2018	5,461	
Quarter ending December 2018	5,460	→
Quarter ending March 2019	5,430	→
Quarter ending June 2019	5,379	→
Quarter ending September 2019	5,334	→
<b>Variance since September 2018</b>	<b>(2.3%)</b>	<b>↓</b>



### ACTIVITY



Month	Adjusted Scheduled Activity (UDA)	
	2019	2020
April	225	-121
May	1,659	791
June	2,277	1,670
July	3,900	3,326
August	4,869	4,111
September	6,027	5,138
October	7,463	
November	8,534	
December	9,481	
January	10,289	
February	11,552	
March	13,147	
April	13,601	
May	13,604	
June	13,606	

### QUALITY

	Quantity	Base Number	Contract	AT	Region	England
% of FP17s for the same patient ID Re-attending within 3 months - Children	101	1,318	7.7%	10.1%	12.1%	11.5%
% of FP17s for the same patient ID Re-attending within 3 months - Adults	273	2,453	11.1%	13.4%	15.6%	15.4%
% of FP17s for the same patient ID Re-attending between 3 & 9 months - Children	910	1,318	69.0%	63.4%	61.2%	59.7%
% of FP17s for the same patient ID Re-attending between 3 & 9 months - Adults	1,643	2,453	67.0%	56.9%	54.3%	51.7%
% of FP17s for Band 1 Urgent Courses	90	3,110	2.9%	7.5%	9.1%	9.2%
% of FP17s Relating to Free Repair or Replacements	6	3,110	0.2%	0.9%	0.9%	0.7%
% of FP17s Relating to Continuations	18	3,110	0.6%	0.9%	1.0%	0.8%
% of Patients satisfied with the dentistry they have received	1	1	N/A	94.6%	94.4%	93.5%
% of Patients satisfied with the time they had to wait for an appointment	1	1	N/A	86.1%	88.1%	87.4%

\* This is based on patients treated on this contract for their most recent course of treatment. Figures in italics indicate the base number of FP17s or Patient Questionnaire responses are less than 100. N/A is shown where the base number of responses is less than 10 during the period. % is calculated as Quantity/Base number\*100



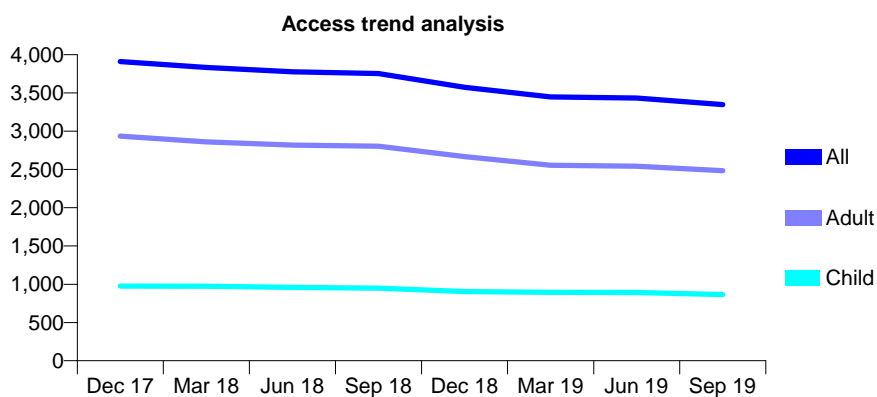
## Q52 - Vital Signs At a Glance Contract Report for 184659/0001 - September 2019

Name or company name	Humber & Yorkshire CDA Limited
Contract type name	GDS Contract
Purpose of contract	General
Contract start date	12/11/2009
Contract end date	

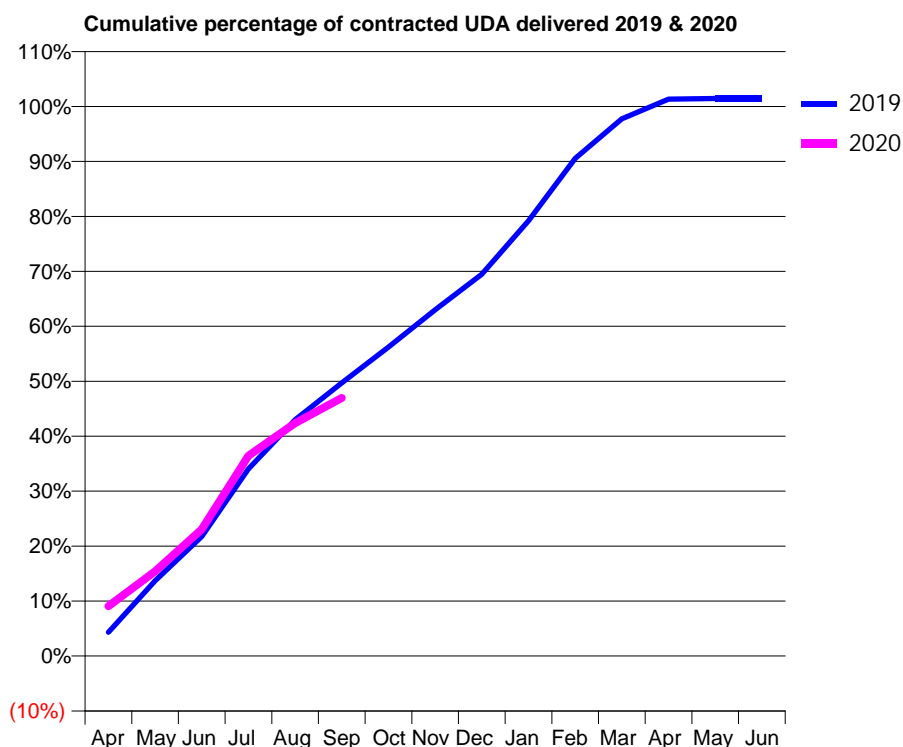
19/20 Contracted general activity (UDA)	9,485
Carry forward general activity (UDA)	-138
19/20 Contracted orthodontic activity (UOA)	0
Carry forward orthodontic activity (UOA)	0
Baseline contract value	£277,527.29

### ACCESS\*

Patients seen in 24 months	Total	Change since previous quarter
Quarter ending September 2018	3,753	
Quarter ending December 2018	3,574	↓
Quarter ending March 2019	3,449	↓
Quarter ending June 2019	3,433	→
Quarter ending September 2019	3,347	↓
<b>Variance since September 2018</b>	<b>(10.8%)</b>	<b>↓</b>



### ACTIVITY



Month	Adjusted Scheduled Activity (UDA)	
	2019	2020
April	410	862
May	1,298	1,463
June	2,061	2,185
July	3,230	3,457
August	4,076	4,020
September	4,714	4,454
October	5,331	
November	5,977	
December	6,589	
January	7,511	
February	8,588	
March	9,270	
April	9,611	
May	9,623	
June	9,623	

### QUALITY

	Quantity	Base Number	Contract	AT	Region	England
% of FP17s for the same patient ID Re-attending within 3 months - Children	13	621	2.1%	10.1%	12.1%	11.5%
% of FP17s for the same patient ID Re-attending within 3 months - Adults	238	1,684	14.1%	13.4%	15.6%	15.4%
% of FP17s for the same patient ID Re-attending between 3 & 9 months - Children	391	621	63.0%	63.4%	61.2%	59.7%
% of FP17s for the same patient ID Re-attending between 3 & 9 months - Adults	909	1,684	54.0%	56.9%	54.3%	51.7%
% of FP17s for Band 1 Urgent Courses	146	2,141	6.8%	7.5%	9.1%	9.2%
% of FP17s Relating to Free Repair or Replacements	2	2,141	0.1%	0.9%	0.9%	0.7%
% of FP17s Relating to Continuations	19	2,141	0.9%	0.9%	1.0%	0.8%
% of Patients satisfied with the dentistry they have received	1	1	N/A	94.6%	94.4%	93.5%
% of Patients satisfied with the time they had to wait for an appointment	1	1	N/A	86.1%	88.1%	87.4%

\* This is based on patients treated on this contract for their most recent course of treatment. Figures in italics indicate the base number of FP17s or Patient Questionnaire responses are less than 100. N/A is shown where the base number of responses is less than 10 during the period. % is calculated as Quantity/Base number\*100

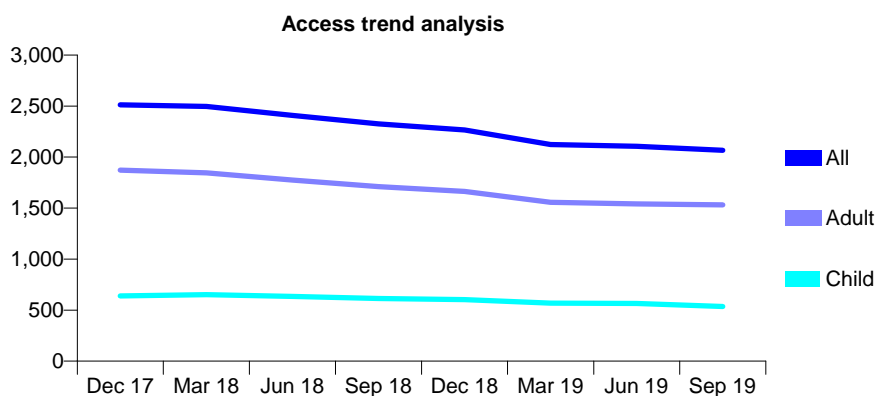
## Q52 - Vital Signs At a Glance Contract Report for 184772/0001 - September 2019

Name or company name	Ripponden Dental Care Ltd
Contract type name	GDS Contract
Purpose of contract	General
Contract start date	09/09/2015
Contract end date	

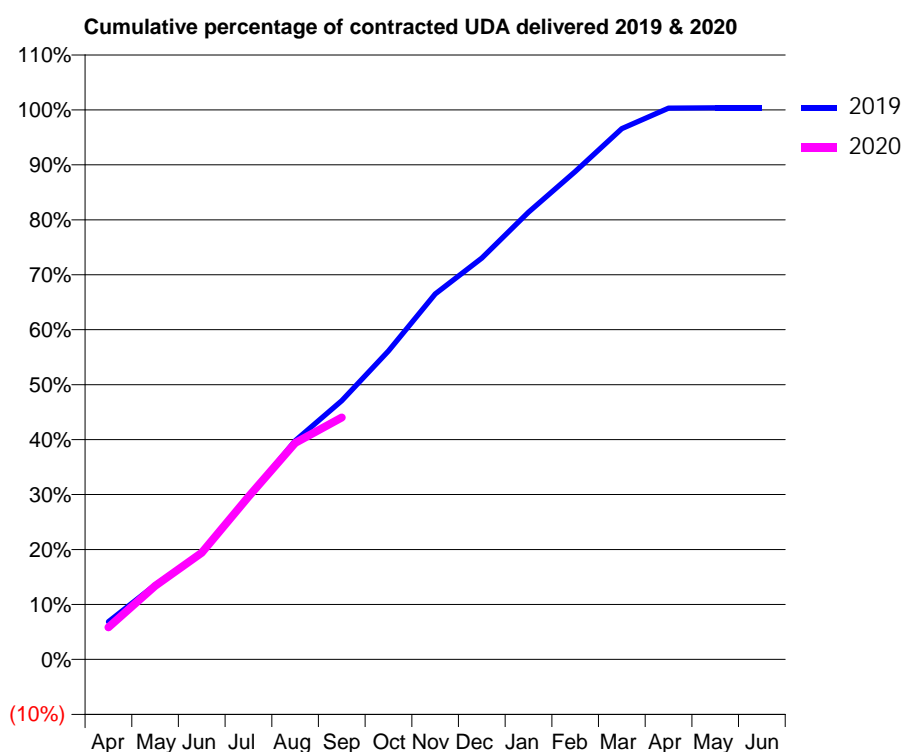
19/20 Contracted general activity (UDA)	7,100
Carry forward general activity (UDA)	-26
19/20 Contracted orthodontic activity (UOA)	0
Carry forward orthodontic activity (UOA)	0
Baseline contract value	£195,271.57

### ACCESS\*

Patients seen in 24 months	Total	Change since previous quarter
Quarter ending September 2018	2,325	
Quarter ending December 2018	2,266	↓
Quarter ending March 2019	2,124	↓
Quarter ending June 2019	2,105	→
Quarter ending September 2019	2,066	↓
<b>Variance since September 2018</b>	<b>(11.1%)</b>	<b>↓</b>



### ACTIVITY



Month	Adjusted Scheduled Activity (UDA)	
	2019	2020
April	487	414
May	963	949
June	1,378	1,378
July	2,095	2,102
August	2,827	2,797
September	3,344	3,127
October	3,986	
November	4,722	
December	5,186	
January	5,778	
February	6,303	
March	6,857	
April	7,121	
May	7,126	
June	7,126	

### QUALITY

	Quantity	Base Number	Contract	AT	Region	England
% of FP17s for the same patient ID Re-attending within 3 months - Children	34	437	7.8%	10.1%	12.1%	11.5%
% of FP17s for the same patient ID Re-attending within 3 months - Adults	158	1,256	12.6%	13.4%	15.6%	15.4%
% of FP17s for the same patient ID Re-attending between 3 & 9 months - Children	250	437	57.2%	63.4%	61.2%	59.7%
% of FP17s for the same patient ID Re-attending between 3 & 9 months - Adults	763	1,256	60.7%	56.9%	54.3%	51.7%
% of FP17s for Band 1 Urgent Courses	144	1,577	9.1%	7.5%	9.1%	9.2%
% of FP17s Relating to Free Repair or Replacements	11	1,577	0.7%	0.9%	0.9%	0.7%
% of FP17s Relating to Continuations	14	1,577	0.9%	0.9%	1.0%	0.8%
% of Patients satisfied with the dentistry they have received	3	3	N/A	94.6%	94.4%	93.5%
% of Patients satisfied with the time they had to wait for an appointment	2	3	N/A	86.1%	88.1%	87.4%

\* This is based on patients treated on this contract for their most recent course of treatment. Figures in italics indicate the base number of FP17s or Patient Questionnaire responses are less than 100. N/A is shown where the base number of responses is less than 10 during the period. % is calculated as Quantity/Base number\*100

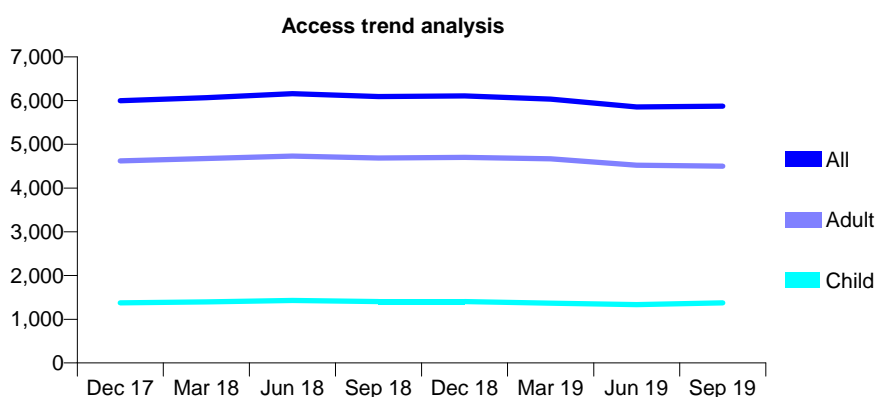
## Q52 - Vital Signs At a Glance Contract Report for 184810/0001 - September 2019

Name or company name	S K Exel Dental Limited
Contract type name	GDS Contract
Purpose of contract	General
Contract start date	01/12/2009
Contract end date	

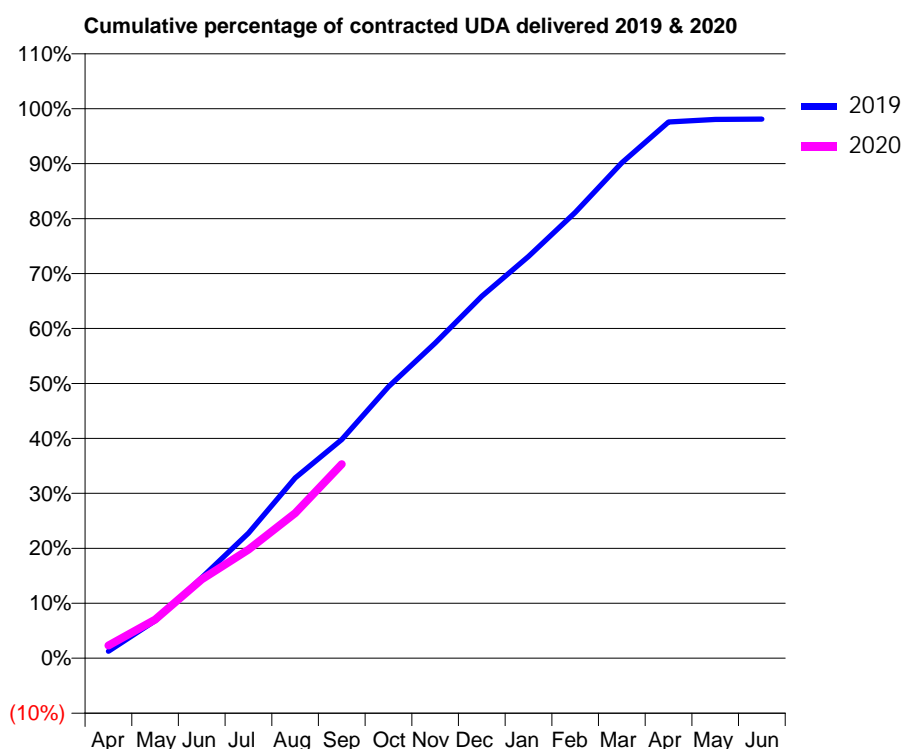
19/20 Contracted general activity (UDA)	19,460
Carry forward general activity (UDA)	-84
19/20 Contracted orthodontic activity (UOA)	0
Carry forward orthodontic activity (UOA)	0
Baseline contract value	£639,429.29

### ACCESS\*

Patients seen in 24 months	Total	Change since previous quarter
Quarter ending September 2018	6,093	
Quarter ending December 2018	6,107	→
Quarter ending March 2019	6,035	↓
Quarter ending June 2019	5,856	↓
Quarter ending September 2019	5,874	→
<b>Variance since September 2018</b>	<b>(3.6%)</b>	<b>↓</b>



### ACTIVITY



Month	2019	2020
April	247	449
May	1,330	1,366
June	2,856	2,795
July	4,425	3,848
August	6,382	5,138
September	7,740	6,874
October	9,619	
November	11,160	
December	12,816	
January	14,228	
February	15,784	
March	17,542	
April	18,986	
May	19,079	
June	19,091	

### QUALITY

	Quantity	Base Number	Contract	AT	Region	England
% of FP17s for the same patient ID Re-attending within 3 months - Children	85	1,264	6.7%	10.1%	12.1%	11.5%
% of FP17s for the same patient ID Re-attending within 3 months - Adults	282	2,808	10.0%	13.4%	15.6%	15.4%
% of FP17s for the same patient ID Re-attending between 3 & 9 months - Children	830	1,264	65.7%	63.4%	61.2%	59.7%
% of FP17s for the same patient ID Re-attending between 3 & 9 months - Adults	1,545	2,808	55.0%	56.9%	54.3%	51.7%
% of FP17s for Band 1 Urgent Courses	332	3,572	9.3%	7.5%	9.1%	9.2%
% of FP17s Relating to Free Repair or Replacements	32	3,572	0.9%	0.9%	0.9%	0.7%
% of FP17s Relating to Continuations	10	3,572	0.3%	0.9%	1.0%	0.8%
% of Patients satisfied with the dentistry they have received	2	2	N/A	94.6%	94.4%	93.5%
% of Patients satisfied with the time they had to wait for an appointment	1	2	N/A	86.1%	88.1%	87.4%

\* This is based on patients treated on this contract for their most recent course of treatment.

Figures in italics indicate the base number of FP17s or Patient Questionnaire responses are less than 100. N/A is shown where the base number of responses is less than 10 during the period. % is calculated as Quantity/Base number\*100

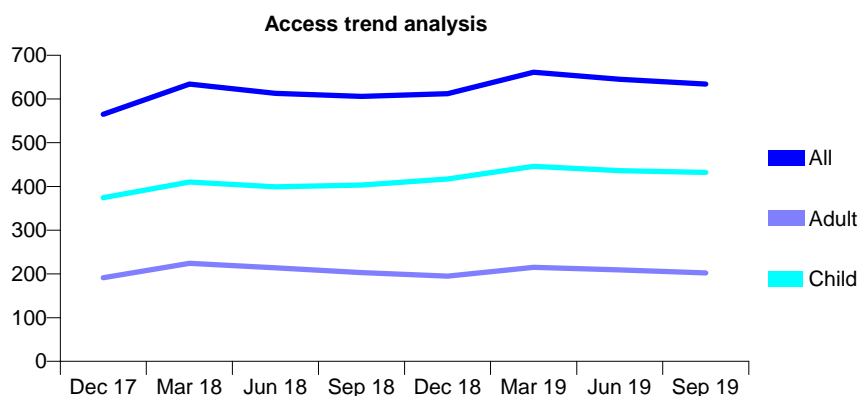
## Q52 - Vital Signs At a Glance Contract Report for 185213/0001 - September 2019

Name or company name	MR MJ BOOTH
Contract type name	GDS Contract
Purpose of contract	General
Contract start date	01/08/2012
Contract end date	

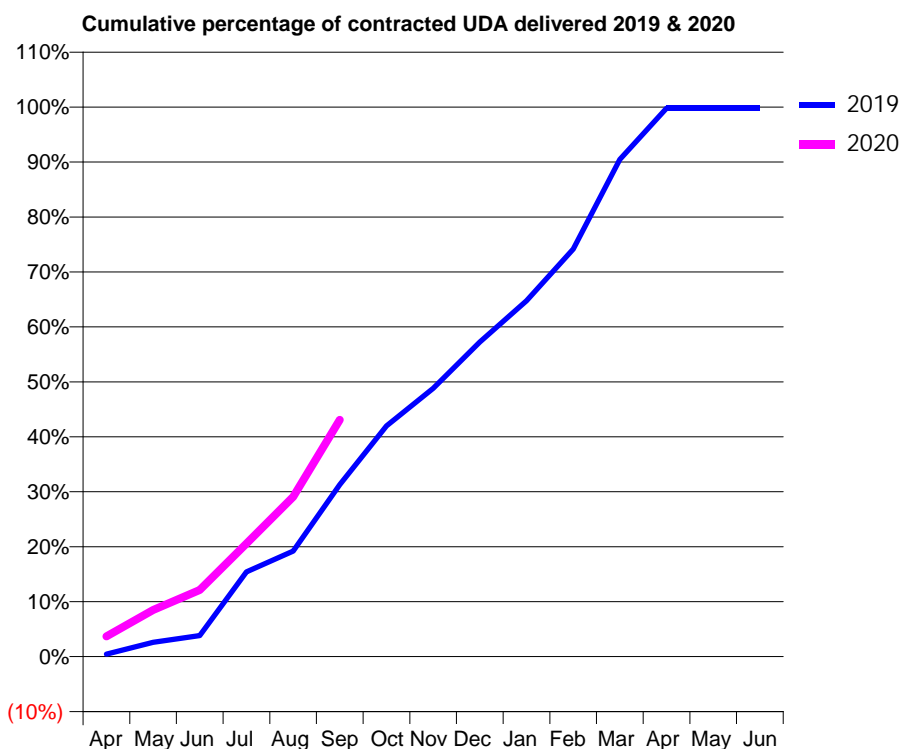
19/20 Contracted general activity (UDA)	1,773
Carry forward general activity (UDA)	3
19/20 Contracted orthodontic activity (UOA)	0
Carry forward orthodontic activity (UOA)	0
Baseline contract value	£54,027.13

### ACCESS\*

Patients seen in 24 months	Total	Change since previous quarter
Quarter ending September 2018	606	
Quarter ending December 2018	612	→
Quarter ending March 2019	661	↑
Quarter ending June 2019	645	↓
Quarter ending September 2019	634	↓
<b>Variance since September 2018</b>	<b>4.6%</b>	<b>↑</b>



### ACTIVITY



Month	Adjusted Scheduled Activity (UDA)	
	2019	2020
April	8	65
May	46	150
June	68	215
July	273	365
August	340	516
September	555	764
October	745	
November	866	
December	1,015	
January	1,148	
February	1,315	
March	1,604	
April	1,770	
May	1,770	
June	1,770	

### QUALITY

	Quantity	Base Number	Contract	AT	Region	England
% of FP17s for the same patient ID Re-attending within 3 months - Children	16	380	4.2%	10.1%	12.1%	11.5%
% of FP17s for the same patient ID Re-attending within 3 months - Adults	34	142	23.9%	13.4%	15.6%	15.4%
% of FP17s for the same patient ID Re-attending between 3 & 9 months - Children	322	380	84.7%	63.4%	61.2%	59.7%
% of FP17s for the same patient ID Re-attending between 3 & 9 months - Adults	87	142	61.3%	56.9%	54.3%	51.7%
% of FP17s for Band 1 Urgent Courses	24	436	5.5%	7.5%	9.1%	9.2%
% of FP17s Relating to Free Repair or Replacements	0	436	0.0%	0.9%	0.9%	0.7%
% of FP17s Relating to Continuations	0	436	0.0%	0.9%	1.0%	0.8%
% of Patients satisfied with the dentistry they have received	0	0	N/A	94.6%	94.4%	93.5%
% of Patients satisfied with the time they had to wait for an appointment	0	0	N/A	86.1%	88.1%	87.4%

\* This is based on patients treated on this contract for their most recent course of treatment. Figures in italics indicate the base number of FP17s or Patient Questionnaire responses are less than 100. N/A is shown where the base number of responses is less than 10 during the period. % is calculated as Quantity/Base number\*100

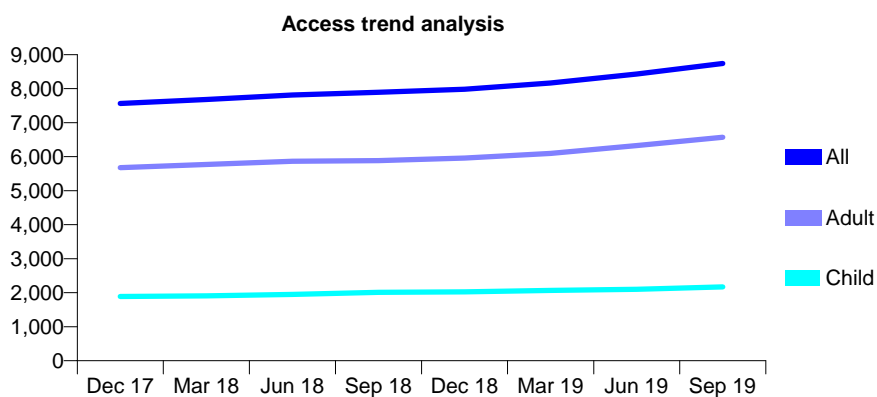
## Q52 - Vital Signs At a Glance Contract Report for 187399/0001 - September 2019

Name or company name	M & B Practices Ltd
Contract type name	GDS Contract
Purpose of contract	General
Contract start date	01/11/2011
Contract end date	

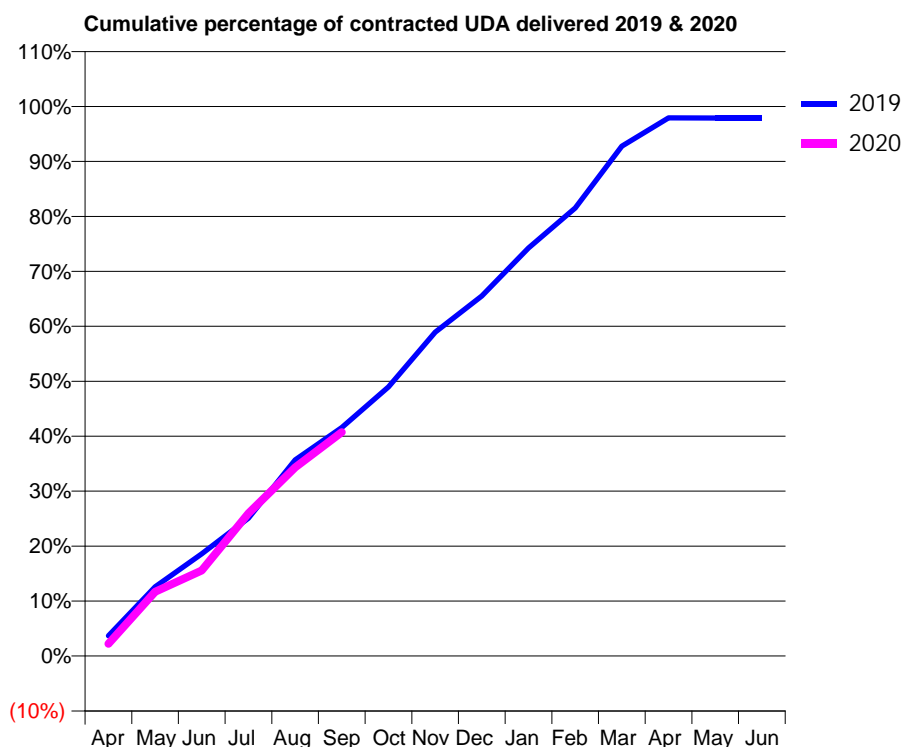
19/20 Contracted general activity (UDA)	24,700
Carry forward general activity (UDA)	520
19/20 Contracted orthodontic activity (UOA)	0
Carry forward orthodontic activity (UOA)	0
Baseline contract value	£604,060.86

### ACCESS\*

Patients seen in 24 months	Total	Change since previous quarter
Quarter ending September 2018	7,892	
Quarter ending December 2018	7,984	→
Quarter ending March 2019	8,165	↑
Quarter ending June 2019	8,428	↑
Quarter ending September 2019	8,742	↑
<b>Variance since September 2018</b>	<b>10.8%</b>	<b>↑</b>



### ACTIVITY



Month	Adjusted Scheduled Activity (UDA)	
	2019	2020
April	905	556
May	3,113	2,889
June	4,593	3,845
July	6,201	6,415
August	8,817	8,481
September	10,268	10,063
October	12,096	
November	14,553	
December	16,181	
January	18,337	
February	20,139	
March	22,911	
April	24,189	
May	24,179	
June	24,179	

### QUALITY

	Quantity	Base Number	Contract	AT	Region	England
% of FP17s for the same patient ID Re-attending within 3 months - Children	91	1,408	6.5%	10.1%	12.1%	11.5%
% of FP17s for the same patient ID Re-attending within 3 months - Adults	393	3,874	10.1%	13.4%	15.6%	15.4%
% of FP17s for the same patient ID Re-attending between 3 & 9 months - Children	741	1,408	52.6%	63.4%	61.2%	59.7%
% of FP17s for the same patient ID Re-attending between 3 & 9 months - Adults	1,959	3,874	50.6%	56.9%	54.3%	51.7%
% of FP17s for Band 1 Urgent Courses	368	4,851	7.6%	7.5%	9.1%	9.2%
% of FP17s Relating to Free Repair or Replacements	28	4,851	0.6%	0.9%	0.9%	0.7%
% of FP17s Relating to Continuations	11	4,851	0.2%	0.9%	1.0%	0.8%
% of Patients satisfied with the dentistry they have received	4	4	N/A	94.6%	94.4%	93.5%
% of Patients satisfied with the time they had to wait for an appointment	4	4	N/A	86.1%	88.1%	87.4%

\* This is based on patients treated on this contract for their most recent course of treatment. Figures in italics indicate the base number of FP17s or Patient Questionnaire responses are less than 100. N/A is shown where the base number of responses is less than 10 during the period. % is calculated as Quantity/Base number\*100

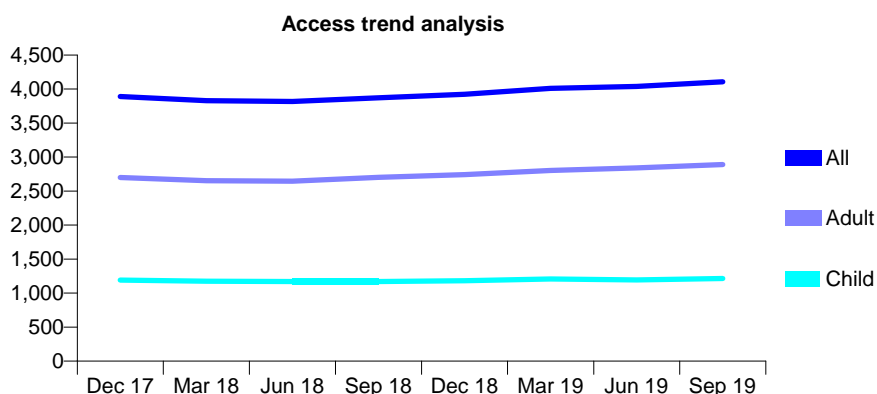
## Q52 - Vital Signs At a Glance Contract Report for 188700/0001 - September 2019

Name or company name	Honden Limited
Contract type name	GDS Contract
Purpose of contract	General
Contract start date	01/09/2011
Contract end date	

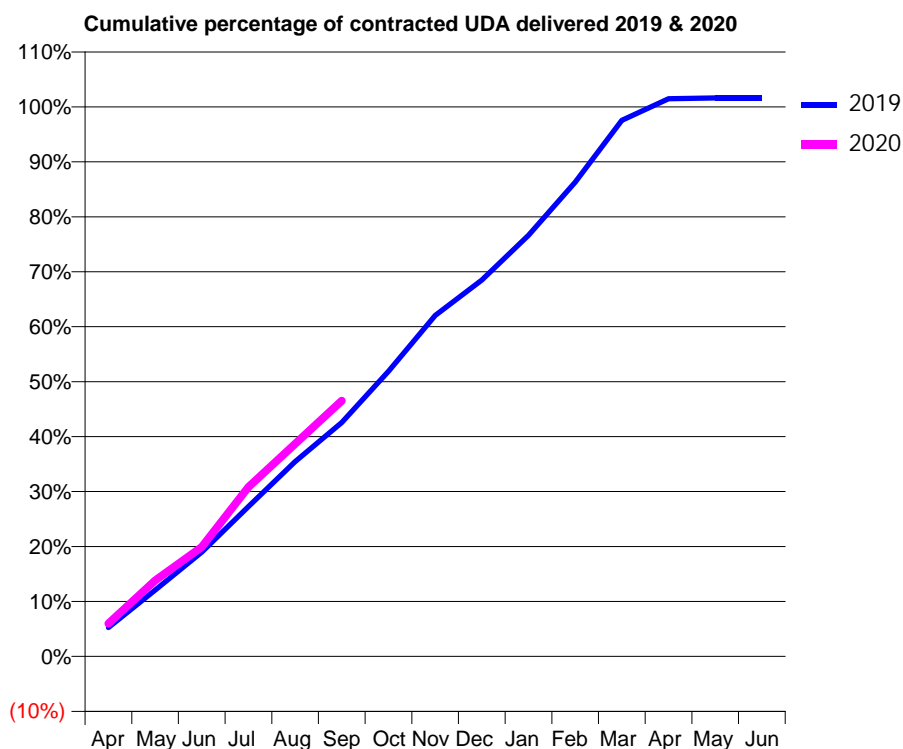
19/20 Contracted general activity (UDA)	10,800
Carry forward general activity (UDA)	-175
19/20 Contracted orthodontic activity (UOA)	0
Carry forward orthodontic activity (UOA)	0
Baseline contract value	£329,213.81

### ACCESS\*

Patients seen in 24 months	Total	Change since previous quarter
Quarter ending September 2018	3,871	
Quarter ending December 2018	3,925	→
Quarter ending March 2019	4,010	↑
Quarter ending June 2019	4,038	→
Quarter ending September 2019	4,106	→
<b>Variance since September 2018</b>	<b>6.1%</b>	<b>↑</b>



### ACTIVITY



Month	2019	2020
April	567	647
May	1,303	1,492
June	2,051	2,151
July	2,947	3,330
August	3,831	4,180
September	4,598	5,024
October	5,603	
November	6,699	
December	7,397	
January	8,277	
February	9,322	
March	10,536	
April	10,959	
May	10,974	
June	10,975	

### QUALITY

	Quantity	Base Number	Contract	AT	Region	England
% of FP17s for the same patient ID Re-attending within 3 months - Children	65	1,020	6.4%	10.1%	12.1%	11.5%
% of FP17s for the same patient ID Re-attending within 3 months - Adults	284	2,162	13.1%	13.4%	15.6%	15.4%
% of FP17s for the same patient ID Re-attending between 3 & 9 months - Children	709	1,020	69.5%	63.4%	61.2%	59.7%
% of FP17s for the same patient ID Re-attending between 3 & 9 months - Adults	1,327	2,162	61.4%	56.9%	54.3%	51.7%
% of FP17s for Band 1 Urgent Courses	172	2,983	5.8%	7.5%	9.1%	9.2%
% of FP17s Relating to Free Repair or Replacements	26	2,983	0.9%	0.9%	0.9%	0.7%
% of FP17s Relating to Continuations	69	2,983	2.3%	0.9%	1.0%	0.8%
% of Patients satisfied with the dentistry they have received	1	1	N/A	94.6%	94.4%	93.5%
% of Patients satisfied with the time they had to wait for an appointment	1	1	N/A	86.1%	88.1%	87.4%

\* This is based on patients treated on this contract for their most recent course of treatment. Figures in italics indicate the base number of FP17s or Patient Questionnaire responses are less than 100. N/A is shown where the base number of responses is less than 10 during the period. % is calculated as Quantity/Base number\*100

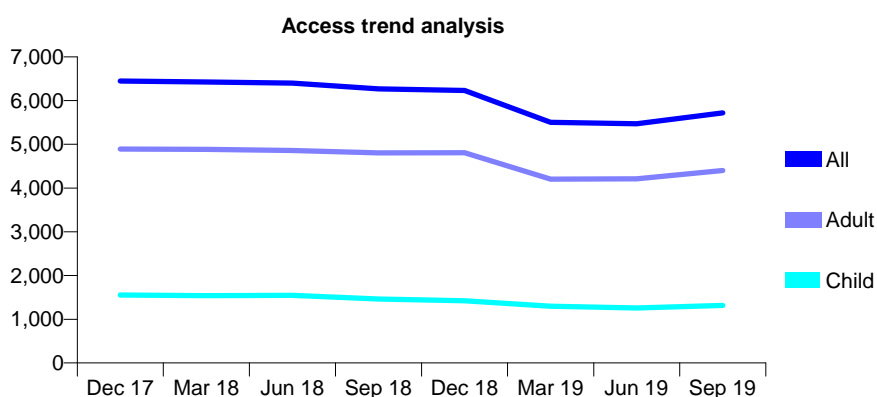
## Q52 - Vital Signs At a Glance Contract Report for 190268/0001 - September 2019

Name or company name	Bailiff Bridge Dental Practice
Contract type name	GDS Contract
Purpose of contract	General
Contract start date	01/07/2007
Contract end date	

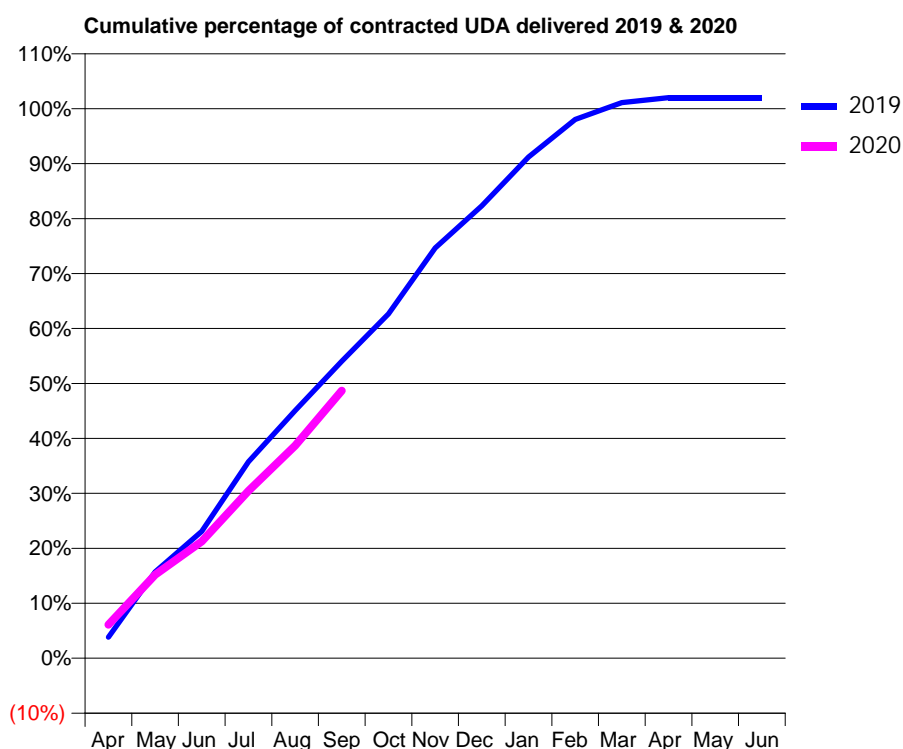
19/20 Contracted general activity (UDA)	20,000
Carry forward general activity (UDA)	-400
19/20 Contracted orthodontic activity (UOA)	0
Carry forward orthodontic activity (UOA)	0
Baseline contract value	£525,460.26

### ACCESS\*

Patients seen in 24 months	Total	Change since previous quarter
Quarter ending September 2018	6,269	
Quarter ending December 2018	6,232	→
Quarter ending March 2019	5,503	↓
Quarter ending June 2019	5,469	→
Quarter ending September 2019	5,720	↑
<b>Variance since September 2018</b>	<b>(8.8%)</b>	<b>↓</b>



### ACTIVITY



Month	2019	2020
April	768	1,222
May	3,141	3,035
June	4,620	4,251
July	7,151	6,091
August	9,017	7,737
September	10,806	9,737
October	12,534	
November	14,933	
December	16,463	
January	18,240	
February	19,604	
March	20,223	
April	20,399	
May	20,403	
June	20,400	

### QUALITY

	Quantity	Base Number	Contract	AT	Region	England
% of FP17s for the same patient ID Re-attending within 3 months - Children	78	1,037	7.5%	10.1%	12.1%	11.5%
% of FP17s for the same patient ID Re-attending within 3 months - Adults	448	3,539	12.7%	13.4%	15.6%	15.4%
% of FP17s for the same patient ID Re-attending between 3 & 9 months - Children	542	1,037	52.3%	63.4%	61.2%	59.7%
% of FP17s for the same patient ID Re-attending between 3 & 9 months - Adults	2,150	3,539	60.8%	56.9%	54.3%	51.7%
% of FP17s for Band 1 Urgent Courses	235	4,480	5.2%	7.5%	9.1%	9.2%
% of FP17s Relating to Free Repair or Replacements	68	4,480	1.5%	0.9%	0.9%	0.7%
% of FP17s Relating to Continuations	70	4,480	1.6%	0.9%	1.0%	0.8%
% of Patients satisfied with the dentistry they have received	3	3	N/A	94.6%	94.4%	93.5%
% of Patients satisfied with the time they had to wait for an appointment	3	3	N/A	86.1%	88.1%	87.4%

\* This is based on patients treated on this contract for their most recent course of treatment.

Figures in italics indicate the base number of FP17s or Patient Questionnaire responses are less than 100. N/A is shown where the base number of responses is less than 10 during the period. % is calculated as Quantity/Base number\*100

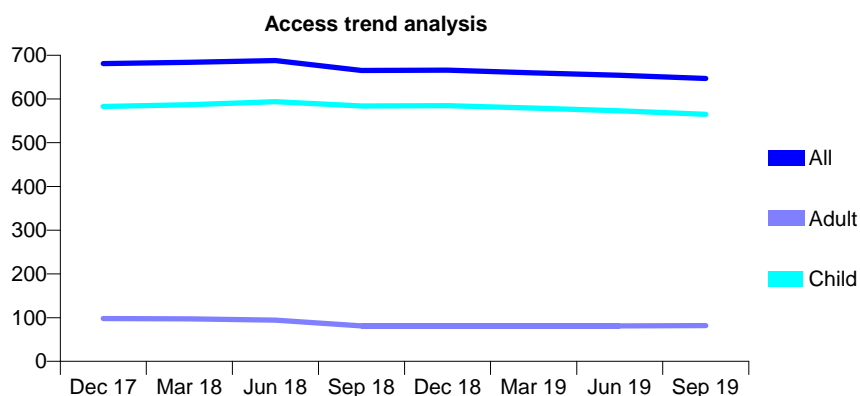
## Q52 - Vital Signs At a Glance Contract Report for 190284/0001 - September 2019

Name or company name	Hebden Bridge Dental Care Ltd.
Contract type name	GDS Contract
Purpose of contract	General
Contract start date	01/11/2014
Contract end date	

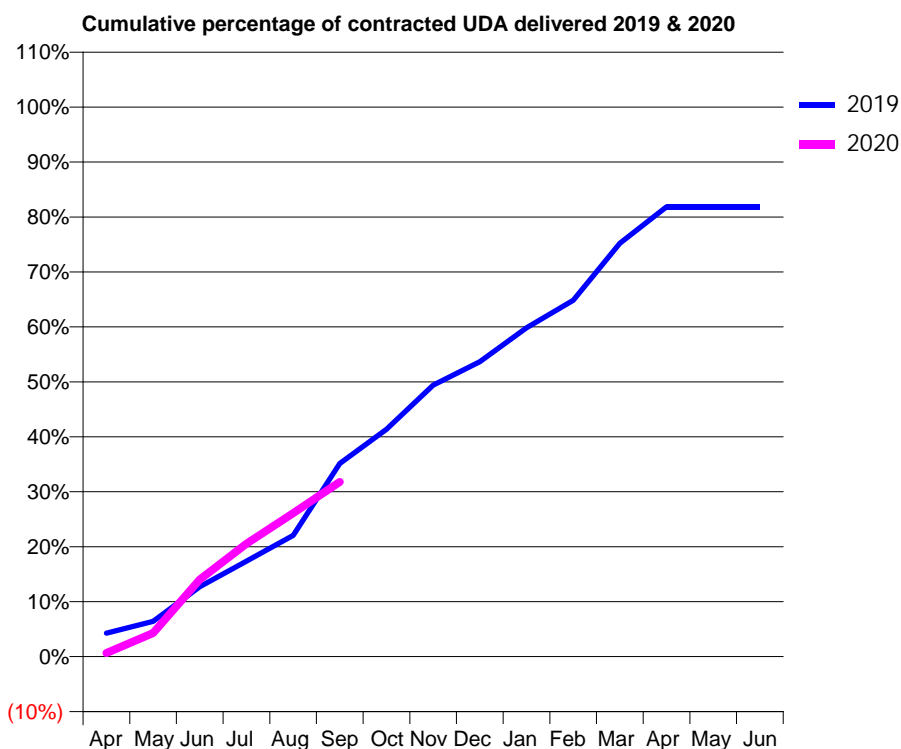
19/20 Contracted general activity (UDA)	1,500
Carry forward general activity (UDA)	0
19/20 Contracted orthodontic activity (UOA)	0
Carry forward orthodontic activity (UOA)	0
Baseline contract value	£39,313.64

### ACCESS\*

Patients seen in 24 months	Total	Change since previous quarter
Quarter ending September 2018	665	
Quarter ending December 2018	666	→
Quarter ending March 2019	660	→
Quarter ending June 2019	654	→
Quarter ending September 2019	647	↓
<b>Variance since September 2018</b>	<b>(2.7%)</b>	<b>↓</b>



### ACTIVITY



Month	Adjusted Scheduled Activity (UDA)	
	2019	2020
April	64	10
May	96	65
June	190	211
July	261	308
August	331	391
September	527	477
October	620	
November	741	
December	805	
January	897	
February	972	
March	1,128	
April	1,228	
May	1,228	
June	1,228	

### QUALITY

	Quantity	Base Number	Contract	AT	Region	England
% of FP17s for the same patient ID Re-attending within 3 months - Children	29	398	7.3%	10.1%	12.1%	11.5%
% of FP17s for the same patient ID Re-attending within 3 months - Adults	2	12	16.7%	13.4%	15.6%	15.4%
% of FP17s for the same patient ID Re-attending between 3 & 9 months - Children	234	398	58.8%	63.4%	61.2%	59.7%
% of FP17s for the same patient ID Re-attending between 3 & 9 months - Adults	6	12	50.0%	56.9%	54.3%	51.7%
% of FP17s for Band 1 Urgent Courses	8	342	2.3%	7.5%	9.1%	9.2%
% of FP17s Relating to Free Repair or Replacements	0	342	0.0%	0.9%	0.9%	0.7%
% of FP17s Relating to Continuations	7	342	2.0%	0.9%	1.0%	0.8%
% of Patients satisfied with the dentistry they have received	0	0	N/A	94.6%	94.4%	93.5%
% of Patients satisfied with the time they had to wait for an appointment	0	0	N/A	86.1%	88.1%	87.4%

\* This is based on patients treated on this contract for their most recent course of treatment. Figures in italics indicate the base number of FP17s or Patient Questionnaire responses are less than 100. N/A is shown where the base number of responses is less than 10 during the period. % is calculated as Quantity/Base number\*100



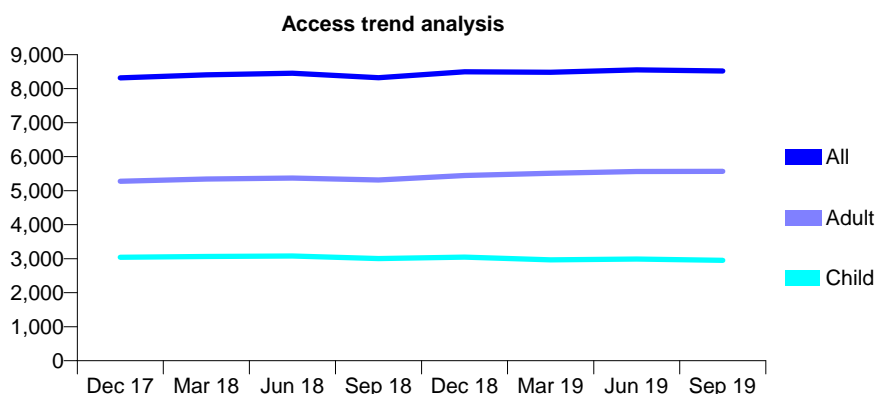
## Q52 - Vital Signs At a Glance Contract Report for 190551/0001 - September 2019

Name or company name	Dentistry@ltd
Contract type name	GDS Contract
Purpose of contract	General
Contract start date	11/05/2009
Contract end date	

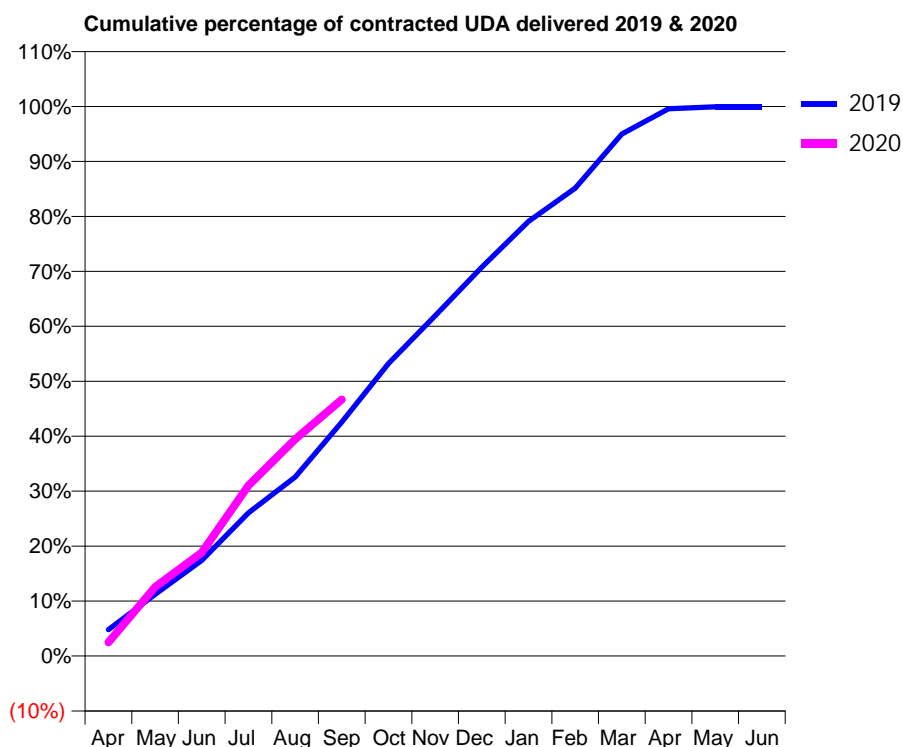
19/20 Contracted general activity (UDA)	24,801
Carry forward general activity (UDA)	21
19/20 Contracted orthodontic activity (UOA)	0
Carry forward orthodontic activity (UOA)	0
Baseline contract value	£860,045.36

### ACCESS\*

Patients seen in 24 months	Total	Change since previous quarter
Quarter ending September 2018	8,324	
Quarter ending December 2018	8,497	↑
Quarter ending March 2019	8,479	→
Quarter ending June 2019	8,555	→
Quarter ending September 2019	8,521	→
<b>Variance since September 2018</b>	<b>2.4%</b>	<b>↑</b>



### ACTIVITY



Month	Adjusted Scheduled Activity (UDA)	
	2019	2020
April	1,191	618
May	2,782	3,117
June	4,321	4,675
July	6,458	7,695
August	8,080	9,785
September	10,555	11,574
October	13,200	
November	15,363	
December	17,547	
January	19,610	
February	21,113	
March	23,562	
April	24,695	
May	24,786	
June	24,780	

### QUALITY

	Quantity	Base Number	Contract	AT	Region	England
% of FP17s for the same patient ID Re-attending within 3 months - Children	151	2,569	5.9%	10.1%	12.1%	11.5%
% of FP17s for the same patient ID Re-attending within 3 months - Adults	291	3,519	8.3%	13.4%	15.6%	15.4%
% of FP17s for the same patient ID Re-attending between 3 & 9 months - Children	1,631	2,569	63.5%	63.4%	61.2%	59.7%
% of FP17s for the same patient ID Re-attending between 3 & 9 months - Adults	1,689	3,519	48.0%	56.9%	54.3%	51.7%
% of FP17s for Band 1 Urgent Courses	342	5,505	6.2%	7.5%	9.1%	9.2%
% of FP17s Relating to Free Repair or Replacements	25	5,505	0.5%	0.9%	0.9%	0.7%
% of FP17s Relating to Continuations	1	5,505	0.0%	0.9%	1.0%	0.8%
% of Patients satisfied with the dentistry they have received	0	0	N/A	94.6%	94.4%	93.5%
% of Patients satisfied with the time they had to wait for an appointment	0	0	N/A	86.1%	88.1%	87.4%

\* This is based on patients treated on this contract for their most recent course of treatment. Figures in italics indicate the base number of FP17s or Patient Questionnaire responses are less than 100. N/A is shown where the base number of responses is less than 10 during the period. % is calculated as Quantity/Base number\*100

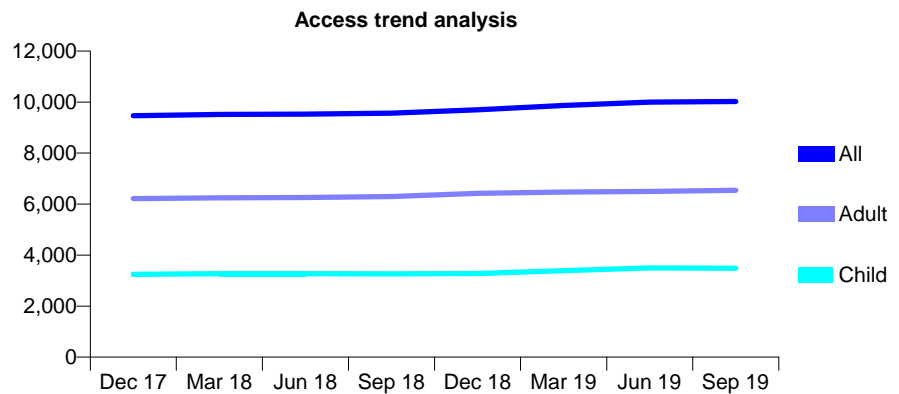
## Q52 - Vital Signs At a Glance Contract Report for 190748/0001 - September 2019

Name or company name	A & S Dental Surgeons Ltd
Contract type name	GDS Contract
Purpose of contract	General
Contract start date	01/03/2011
Contract end date	

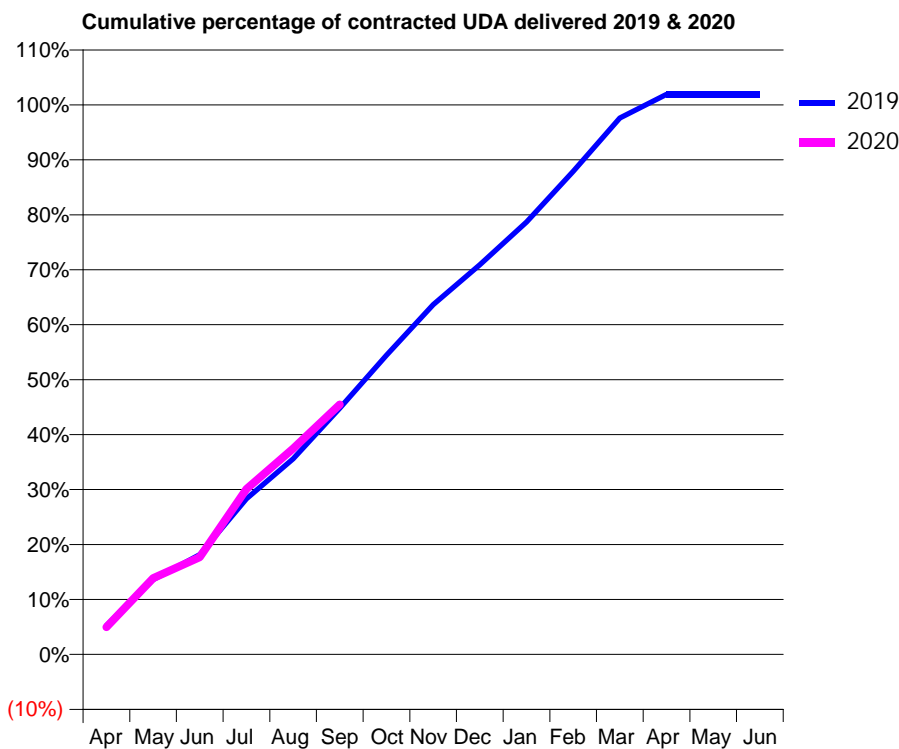
19/20 Contracted general activity (UDA)	29,000
Carry forward general activity (UDA)	-555
19/20 Contracted orthodontic activity (UOA)	0
Carry forward orthodontic activity (UOA)	0
Baseline contract value	£1,154,958.90

### ACCESS\*

Patients seen in 24 months	Total	Change since previous quarter
Quarter ending September 2018	9,566	
Quarter ending December 2018	9,698	→
Quarter ending March 2019	9,864	→
Quarter ending June 2019	10,000	→
Quarter ending September 2019	10,021	→
<b>Variance since September 2018</b>	<b>4.8%</b>	<b>↑</b>



### ACTIVITY



Month	Adjusted Scheduled Activity (UDA)	
	2019	2020
April	1,525	1,442
May	3,949	4,023
June	5,266	5,137
July	8,215	8,733
August	10,327	10,860
September	12,993	13,186
October	15,785	
November	18,454	
December	20,561	
January	22,810	
February	25,495	
March	28,311	
April	29,550	
May	29,556	
June	29,555	

### QUALITY

	Quantity	Base Number	Contract	AT	Region	England
% of FP17s for the same patient ID Re-attending within 3 months - Children	171	3,063	5.6%	10.1%	12.1%	11.5%
% of FP17s for the same patient ID Re-attending within 3 months - Adults	546	4,929	11.1%	13.4%	15.6%	15.4%
% of FP17s for the same patient ID Re-attending between 3 & 9 months - Children	2,100	3,063	68.6%	63.4%	61.2%	59.7%
% of FP17s for the same patient ID Re-attending between 3 & 9 months - Adults	3,133	4,929	63.6%	56.9%	54.3%	51.7%
% of FP17s for Band 1 Urgent Courses	472	6,735	7.0%	7.5%	9.1%	9.2%
% of FP17s Relating to Free Repair or Replacements	42	6,735	0.6%	0.9%	0.9%	0.7%
% of FP17s Relating to Continuations	36	6,735	0.5%	0.9%	1.0%	0.8%
% of Patients satisfied with the dentistry they have received	2	4	N/A	94.6%	94.4%	93.5%
% of Patients satisfied with the time they had to wait for an appointment	2	4	N/A	86.1%	88.1%	87.4%

\* This is based on patients treated on this contract for their most recent course of treatment. Figures in italics indicate the base number of FP17s or Patient Questionnaire responses are less than 100. N/A is shown where the base number of responses is less than 10 during the period. % is calculated as Quantity/Base number\*100

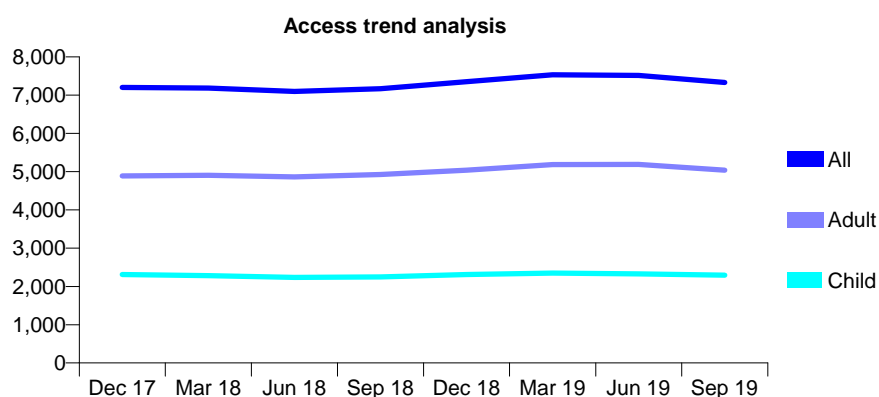
## Q52 - Vital Signs At a Glance Contract Report for 190810/0001 - September 2019

Name or company name	Church Street Dental Partnership
Contract type name	GDS Contract
Purpose of contract	General
Contract start date	01/12/2014
Contract end date	

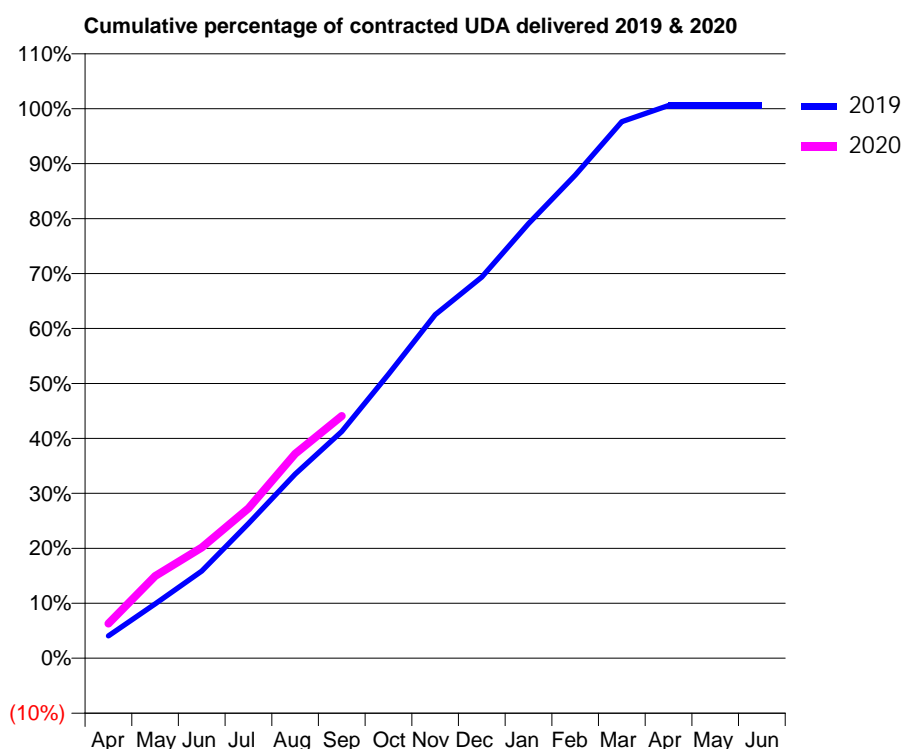
19/20 Contracted general activity (UDA)	20,511
Carry forward general activity (UDA)	-116
19/20 Contracted orthodontic activity (UOA)	0
Carry forward orthodontic activity (UOA)	0
Baseline contract value	£637,098.60

### ACCESS\*

Patients seen in 24 months	Total	Change since previous quarter
Quarter ending September 2018	7,169	
Quarter ending December 2018	7,353	↑
Quarter ending March 2019	7,530	↑
Quarter ending June 2019	7,515	→
Quarter ending September 2019	7,334	↓
<b>Variance since September 2018</b>	<b>2.3%</b>	<b>↑</b>



### ACTIVITY



Month	2019	2020
April	832	1,297
May	2,028	3,068
June	3,252	4,127
July	5,027	5,594
August	6,869	7,634
September	8,457	9,040
October	10,598	
November	12,823	
December	14,225	
January	16,220	
February	18,029	
March	20,027	
April	20,628	
May	20,627	
June	20,627	

### QUALITY

	Quantity	Base Number	Contract	AT	Region	England
% of FP17s for the same patient ID Re-attending within 3 months - Children	99	1,705	5.8%	10.1%	12.1%	11.5%
% of FP17s for the same patient ID Re-attending within 3 months - Adults	276	3,203	8.6%	13.4%	15.6%	15.4%
% of FP17s for the same patient ID Re-attending between 3 & 9 months - Children	1,177	1,705	69.0%	63.4%	61.2%	59.7%
% of FP17s for the same patient ID Re-attending between 3 & 9 months - Adults	2,017	3,203	63.0%	56.9%	54.3%	51.7%
% of FP17s for Band 1 Urgent Courses	252	4,608	5.5%	7.5%	9.1%	9.2%
% of FP17s Relating to Free Repair or Replacements	19	4,608	0.4%	0.9%	0.9%	0.7%
% of FP17s Relating to Continuations	0	4,608	0.0%	0.9%	1.0%	0.8%
% of Patients satisfied with the dentistry they have received	1	1	N/A	94.6%	94.4%	93.5%
% of Patients satisfied with the time they had to wait for an appointment	1	1	N/A	86.1%	88.1%	87.4%

\* This is based on patients treated on this contract for their most recent course of treatment.

Figures in italics indicate the base number of FP17s or Patient Questionnaire responses are less than 100. N/A is shown where the base number of responses is less than 10 during the period. % is calculated as Quantity/Base number\*100

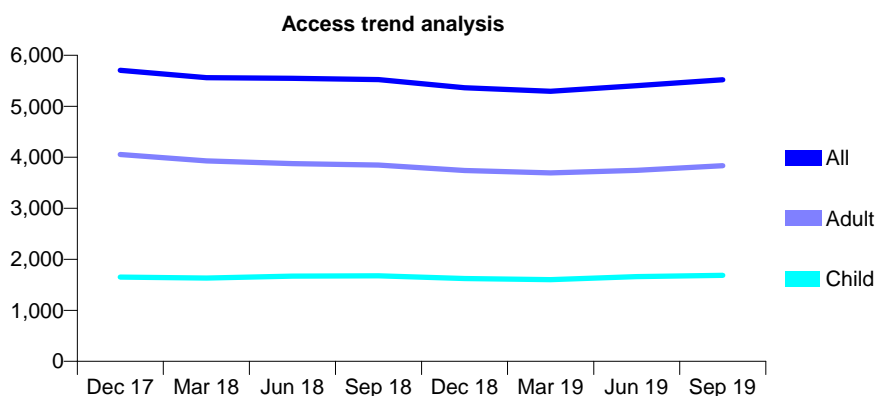
## Q52 - Vital Signs At a Glance Contract Report for 192554/0001 - September 2019

Name or company name	The Crossgates Lane and Chapeltown Roa
Contract type name	GDS Contract
Purpose of contract	General
Contract start date	01/05/2013
Contract end date	

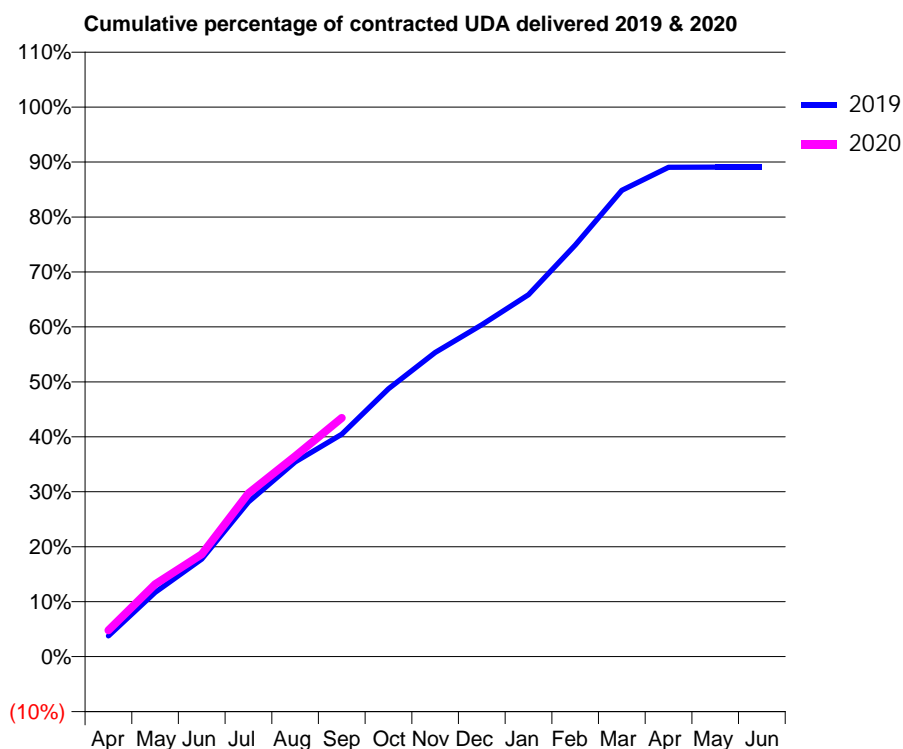
19/20 Contracted general activity (UDA)	17,895
Carry forward general activity (UDA)	0
19/20 Contracted orthodontic activity (UOA)	0
Carry forward orthodontic activity (UOA)	0
Baseline contract value	£592,099.72

### ACCESS\*

Patients seen in 24 months	Total	Change since previous quarter
Quarter ending September 2018	5,524	
Quarter ending December 2018	5,364	↓
Quarter ending March 2019	5,293	↓
Quarter ending June 2019	5,405	↑
Quarter ending September 2019	5,519	↑
<b>Variance since September 2018</b>	<b>(0.1%)</b>	<b>→</b>



### ACTIVITY



Month	Adjusted Scheduled Activity (UDA)	
	2019	2020
April	676	856
May	2,090	2,359
June	3,179	3,331
July	5,040	5,316
August	6,336	6,528
September	7,241	7,770
October	8,721	
November	9,902	
December	10,805	
January	11,787	
February	13,399	
March	15,184	
April	15,937	
May	15,940	
June	15,938	

### QUALITY

	Quantity	Base Number	Contract	AT	Region	England
% of FP17s for the same patient ID Re-attending within 3 months - Children	58	1,099	5.3%	10.1%	12.1%	11.5%
% of FP17s for the same patient ID Re-attending within 3 months - Adults	202	2,290	8.8%	13.4%	15.6%	15.4%
% of FP17s for the same patient ID Re-attending between 3 & 9 months - Children	492	1,099	44.8%	63.4%	61.2%	59.7%
% of FP17s for the same patient ID Re-attending between 3 & 9 months - Adults	1,059	2,290	46.2%	56.9%	54.3%	51.7%
% of FP17s for Band 1 Urgent Courses	156	3,166	4.9%	7.5%	9.1%	9.2%
% of FP17s Relating to Free Repair or Replacements	15	3,166	0.5%	0.9%	0.9%	0.7%
% of FP17s Relating to Continuations	35	3,166	1.1%	0.9%	1.0%	0.8%
% of Patients satisfied with the dentistry they have received	2	2	N/A	94.6%	94.4%	93.5%
% of Patients satisfied with the time they had to wait for an appointment	2	2	N/A	86.1%	88.1%	87.4%

\* This is based on patients treated on this contract for their most recent course of treatment. Figures in italics indicate the base number of FP17s or Patient Questionnaire responses are less than 100. N/A is shown where the base number of responses is less than 10 during the period. % is calculated as Quantity/Base number\*100

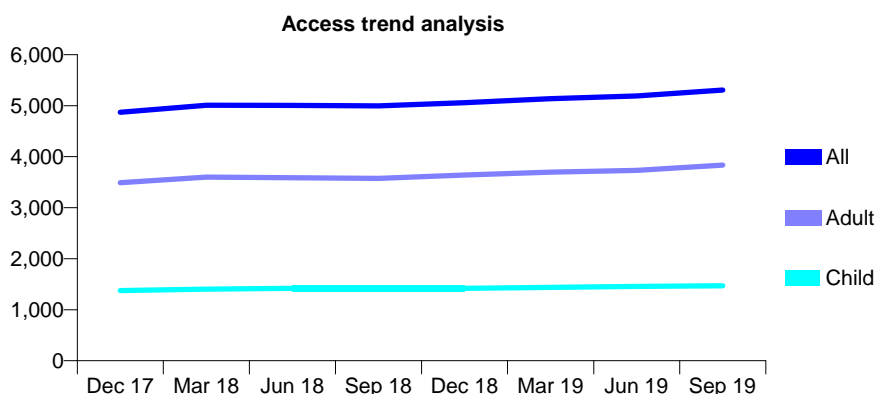
## Q52 - Vital Signs At a Glance Contract Report for 192554/0002 - September 2019

Name or company name	The Crossgates Lane and Chapeltown Roa
Contract type name	GDS Contract
Purpose of contract	General
Contract start date	01/05/2013
Contract end date	

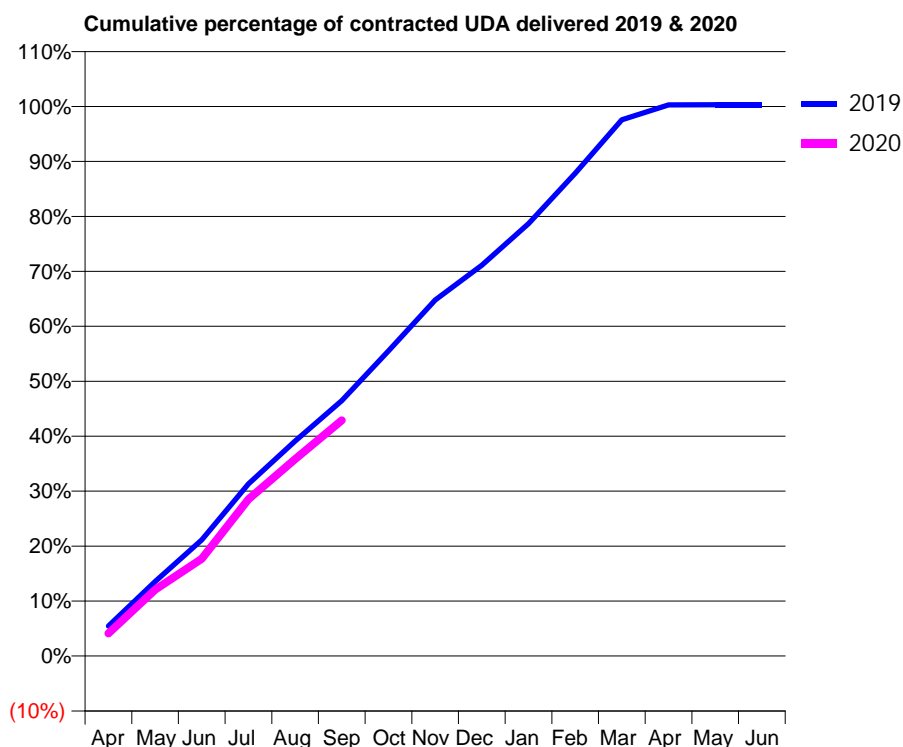
19/20 Contracted general activity (UDA)	17,479
Carry forward general activity (UDA)	-53
19/20 Contracted orthodontic activity (UOA)	0
Carry forward orthodontic activity (UOA)	0
Baseline contract value	£549,713.51

### ACCESS\*

Patients seen in 24 months	Total	Change since previous quarter
Quarter ending September 2018	4,995	
Quarter ending December 2018	5,058	→
Quarter ending March 2019	5,137	→
Quarter ending June 2019	5,190	→
Quarter ending September 2019	5,307	↑
<b>Variance since September 2018</b>	<b>6.2%</b>	<b>↑</b>



### ACTIVITY



Month	Adjusted Scheduled Activity (UDA)	
	2019	2020
April	959	721
May	2,368	2,111
June	3,694	3,095
July	5,476	4,985
August	6,838	6,265
September	8,121	7,497
October	9,708	
November	11,323	
December	12,425	
January	13,750	
February	15,358	
March	17,053	
April	17,528	
May	17,532	
June	17,532	

### QUALITY

	Quantity	Base Number	Contract	AT	Region	England
% of FP17s for the same patient ID Re-attending within 3 months - Children	60	984	6.1%	10.1%	12.1%	11.5%
% of FP17s for the same patient ID Re-attending within 3 months - Adults	305	2,692	11.3%	13.4%	15.6%	15.4%
% of FP17s for the same patient ID Re-attending between 3 & 9 months - Children	561	984	57.0%	63.4%	61.2%	59.7%
% of FP17s for the same patient ID Re-attending between 3 & 9 months - Adults	1,583	2,692	58.8%	56.9%	54.3%	51.7%
% of FP17s for Band 1 Urgent Courses	225	3,471	6.5%	7.5%	9.1%	9.2%
% of FP17s Relating to Free Repair or Replacements	13	3,471	0.4%	0.9%	0.9%	0.7%
% of FP17s Relating to Continuations	45	3,471	1.3%	0.9%	1.0%	0.8%
% of Patients satisfied with the dentistry they have received	1	1	N/A	94.6%	94.4%	93.5%
% of Patients satisfied with the time they had to wait for an appointment	1	1	N/A	86.1%	88.1%	87.4%

\* This is based on patients treated on this contract for their most recent course of treatment.

Figures in italics indicate the base number of FP17s or Patient Questionnaire responses are less than 100. N/A is shown where the base number of responses is less than 10 during the period. % is calculated as Quantity/Base number\*100

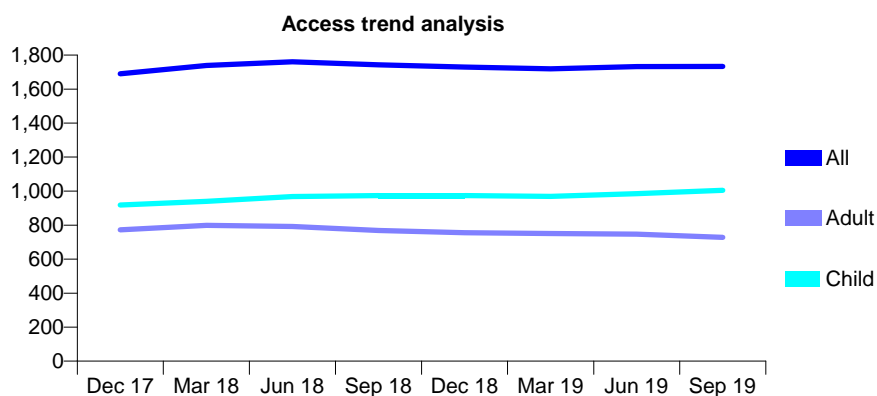
## Q52 - Vital Signs At a Glance Contract Report for 193356/0001 - September 2019

Name or company name	Guiseley Dental care
Contract type name	GDS Contract
Purpose of contract	General
Contract start date	01/08/2012
Contract end date	

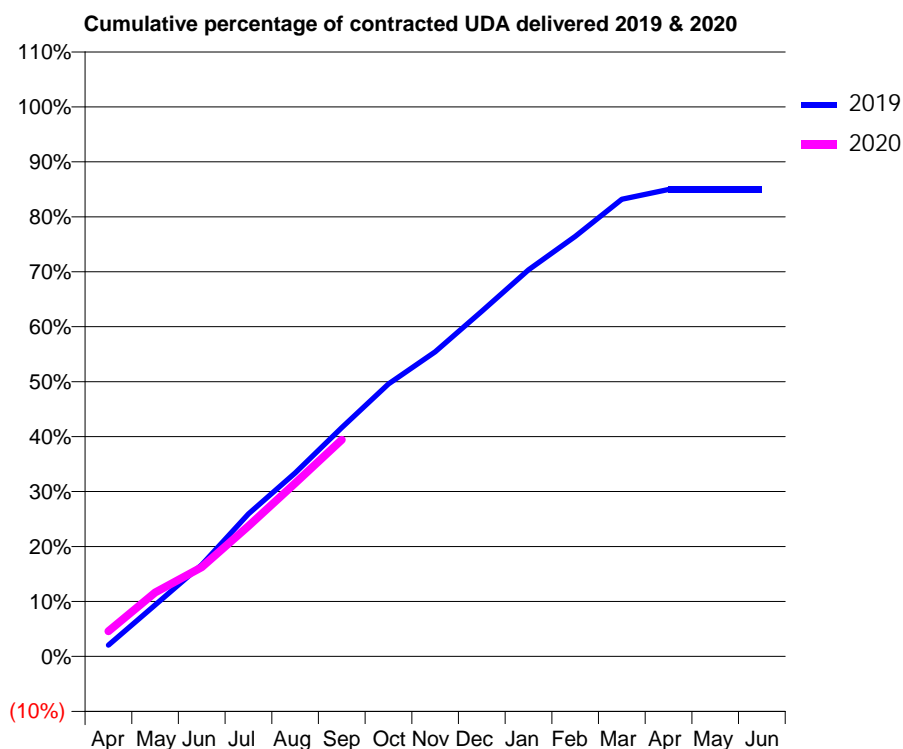
19/20 Contracted general activity (UDA)	4,400
Carry forward general activity (UDA)	0
19/20 Contracted orthodontic activity (UOA)	0
Carry forward orthodontic activity (UOA)	0
Baseline contract value	£114,834.14

### ACCESS\*

Patients seen in 24 months	Total	Change since previous quarter
Quarter ending September 2018	1,742	
Quarter ending December 2018	1,729	→
Quarter ending March 2019	1,719	→
Quarter ending June 2019	1,732	→
Quarter ending September 2019	1,733	→
<b>Variance since September 2018</b>	<b>(0.5%)</b>	<b>→</b>



### ACTIVITY



Month	2019	2020
April	90	202
May	411	512
June	734	715
July	1,141	1,043
August	1,469	1,387
September	1,832	1,735
October	2,182	
November	2,439	
December	2,763	
January	3,095	
February	3,362	
March	3,660	
April	3,738	
May	3,738	
June	3,738	

### QUALITY

	Quantity	Base Number	Contract	AT	Region	England
% of FP17s for the same patient ID Re-attending within 3 months - Children	46	876	5.3%	10.1%	12.1%	11.5%
% of FP17s for the same patient ID Re-attending within 3 months - Adults	40	519	7.7%	13.4%	15.6%	15.4%
% of FP17s for the same patient ID Re-attending between 3 & 9 months - Children	620	876	70.8%	63.4%	61.2%	59.7%
% of FP17s for the same patient ID Re-attending between 3 & 9 months - Adults	329	519	63.4%	56.9%	54.3%	51.7%
% of FP17s for Band 1 Urgent Courses	48	1,330	3.6%	7.5%	9.1%	9.2%
% of FP17s Relating to Free Repair or Replacements	2	1,330	0.2%	0.9%	0.9%	0.7%
% of FP17s Relating to Continuations	3	1,330	0.2%	0.9%	1.0%	0.8%
% of Patients satisfied with the dentistry they have received	0	0	N/A	94.6%	94.4%	93.5%
% of Patients satisfied with the time they had to wait for an appointment	0	0	N/A	86.1%	88.1%	87.4%

\* This is based on patients treated on this contract for their most recent course of treatment. Figures in italics indicate the base number of FP17s or Patient Questionnaire responses are less than 100. N/A is shown where the base number of responses is less than 10 during the period. % is calculated as Quantity/Base number\*100

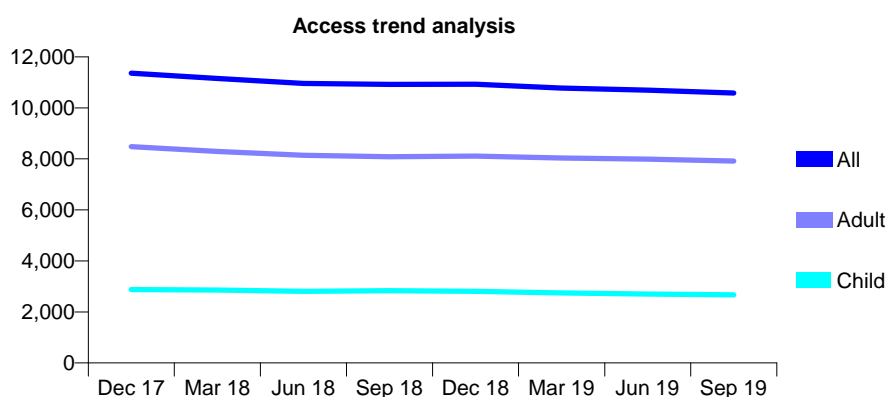
## Q52 - Vital Signs At a Glance Contract Report for 193429/0002 - September 2019

Name or company name	Wood Dental Ltd
Contract type name	GDS Contract
Purpose of contract	General
Contract start date	01/10/2011
Contract end date	

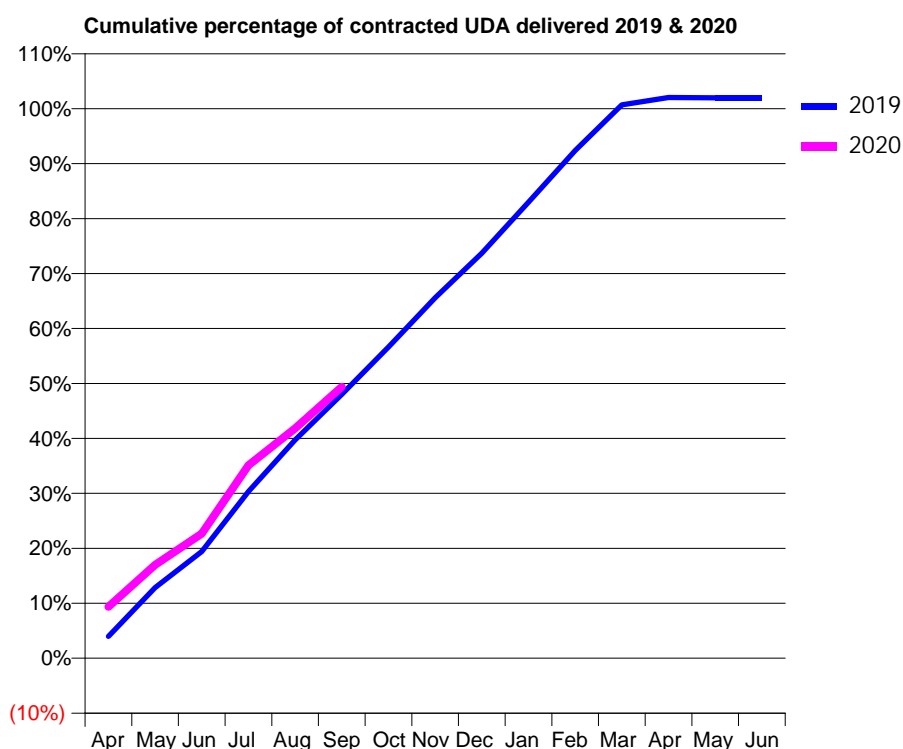
19/20 Contracted general activity (UDA)	26,945
Carry forward general activity (UDA)	-529
19/20 Contracted orthodontic activity (UOA)	0
Carry forward orthodontic activity (UOA)	0
Baseline contract value	£934,229.49

### ACCESS\*

Patients seen in 24 months	Total	Change since previous quarter
Quarter ending September 2018	10,919	
Quarter ending December 2018	10,923	→
Quarter ending March 2019	10,777	↓
Quarter ending June 2019	10,693	→
Quarter ending September 2019	10,582	↓
<b>Variance since September 2018</b>	<b>(3.1%)</b>	<b>↓</b>



### ACTIVITY



Month	2019	2020
April	1,072	2,519
May	3,461	4,579
June	5,225	6,112
July	8,178	9,456
August	10,706	11,266
September	12,938	13,304
October	15,258	
November	17,677	
December	19,854	
January	22,360	
February	24,894	
March	27,135	
April	27,489	
May	27,471	
June	27,474	

### QUALITY

	Quantity	Base Number	Contract	AT	Region	England
% of FP17s for the same patient ID Re-attending within 3 months - Children	112	1,896	5.9%	10.1%	12.1%	11.5%
% of FP17s for the same patient ID Re-attending within 3 months - Adults	575	5,054	11.4%	13.4%	15.6%	15.4%
% of FP17s for the same patient ID Re-attending between 3 & 9 months - Children	1,246	1,896	65.7%	63.4%	61.2%	59.7%
% of FP17s for the same patient ID Re-attending between 3 & 9 months - Adults	2,740	5,054	54.2%	56.9%	54.3%	51.7%
% of FP17s for Band 1 Urgent Courses	456	6,516	7.0%	7.5%	9.1%	9.2%
% of FP17s Relating to Free Repair or Replacements	62	6,516	1.0%	0.9%	0.9%	0.7%
% of FP17s Relating to Continuations	26	6,516	0.4%	0.9%	1.0%	0.8%
% of Patients satisfied with the dentistry they have received	4	4	N/A	94.6%	94.4%	93.5%
% of Patients satisfied with the time they had to wait for an appointment	4	4	N/A	86.1%	88.1%	87.4%

\* This is based on patients treated on this contract for their most recent course of treatment.

Figures in italics indicate the base number of FP17s or Patient Questionnaire responses are less than 100. N/A is shown where the base number of responses is less than 10 during the period. % is calculated as Quantity/Base number\*100

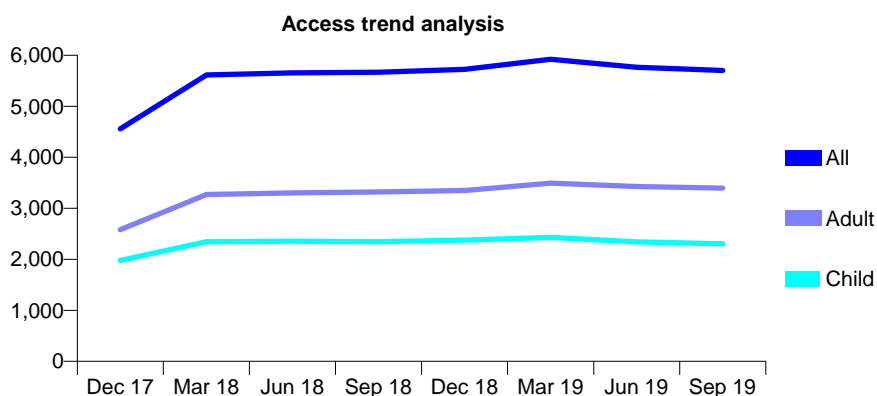
## Q52 - Vital Signs At a Glance Contract Report for 194301/0002 - September 2019

Name or company name	Ravat & Ray Dental Care Bradford
Contract type name	GDS Contract
Purpose of contract	General
Contract start date	07/09/2015
Contract end date	

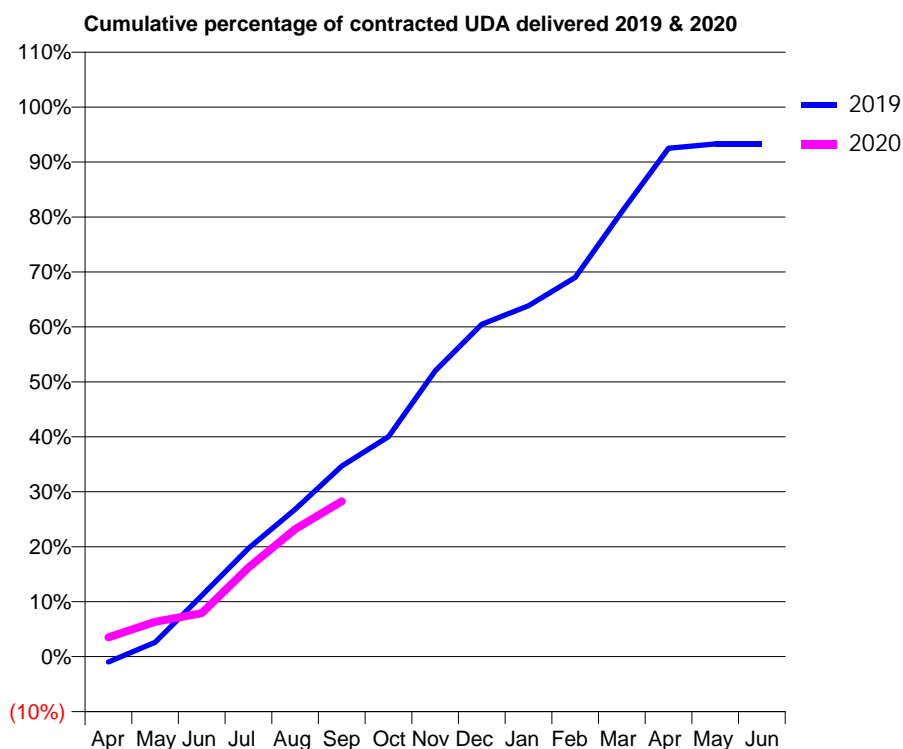
19/20 Contracted general activity (UDA)	19,528
Carry forward general activity (UDA)	0
19/20 Contracted orthodontic activity (UOA)	0
Carry forward orthodontic activity (UOA)	0
Baseline contract value	£569,261.47

### ACCESS\*

Patients seen in 24 months	Total	Change since previous quarter
Quarter ending September 2018	5,666	
Quarter ending December 2018	5,725	→
Quarter ending March 2019	5,923	↑
Quarter ending June 2019	5,765	↓
Quarter ending September 2019	5,700	↓
<b>Variance since September 2018</b>	<b>0.6%</b>	<b>→</b>



### ACTIVITY



Month	Adjusted Scheduled Activity (UDA)	
	2019	2020
April	-194	683
May	508	1,241
June	2,174	1,548
July	3,845	3,166
August	5,236	4,528
September	6,771	5,517
October	7,815	
November	10,154	
December	11,811	
January	12,472	
February	13,476	
March	15,809	
April	18,065	
May	18,218	
June	18,218	

### QUALITY

	Quantity	Base Number	Contract	AT	Region	England
% of FP17s for the same patient ID Re-attending within 3 months - Children	162	1,661	9.8%	10.1%	12.1%	11.5%
% of FP17s for the same patient ID Re-attending within 3 months - Adults	289	2,040	14.2%	13.4%	15.6%	15.4%
% of FP17s for the same patient ID Re-attending between 3 & 9 months - Children	1,036	1,661	62.4%	63.4%	61.2%	59.7%
% of FP17s for the same patient ID Re-attending between 3 & 9 months - Adults	1,179	2,040	57.8%	56.9%	54.3%	51.7%
% of FP17s for Band 1 Urgent Courses	309	2,638	11.7%	7.5%	9.1%	9.2%
% of FP17s Relating to Free Repair or Replacements	0	2,638	0.0%	0.9%	0.9%	0.7%
% of FP17s Relating to Continuations	1	2,638	0.0%	0.9%	1.0%	0.8%
% of Patients satisfied with the dentistry they have received	0	0	N/A	94.6%	94.4%	93.5%
% of Patients satisfied with the time they had to wait for an appointment	0	0	N/A	86.1%	88.1%	87.4%

\* This is based on patients treated on this contract for their most recent course of treatment. Figures in italics indicate the base number of FP17s or Patient Questionnaire responses are less than 100. N/A is shown where the base number of responses is less than 10 during the period. % is calculated as Quantity/Base number\*100



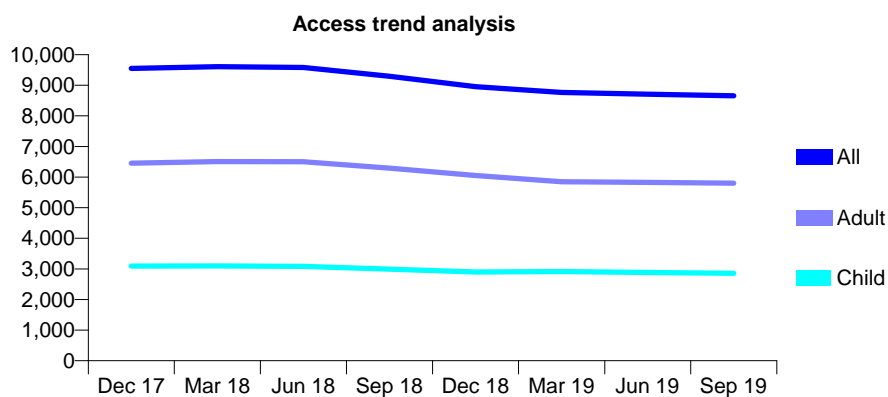
## Q52 - Vital Signs At a Glance Contract Report for 195480/0001 - September 2019

Name or company name	Azam & Associates Healthcare Ltd
Contract type name	GDS Contract
Purpose of contract	General
Contract start date	01/05/2010
Contract end date	

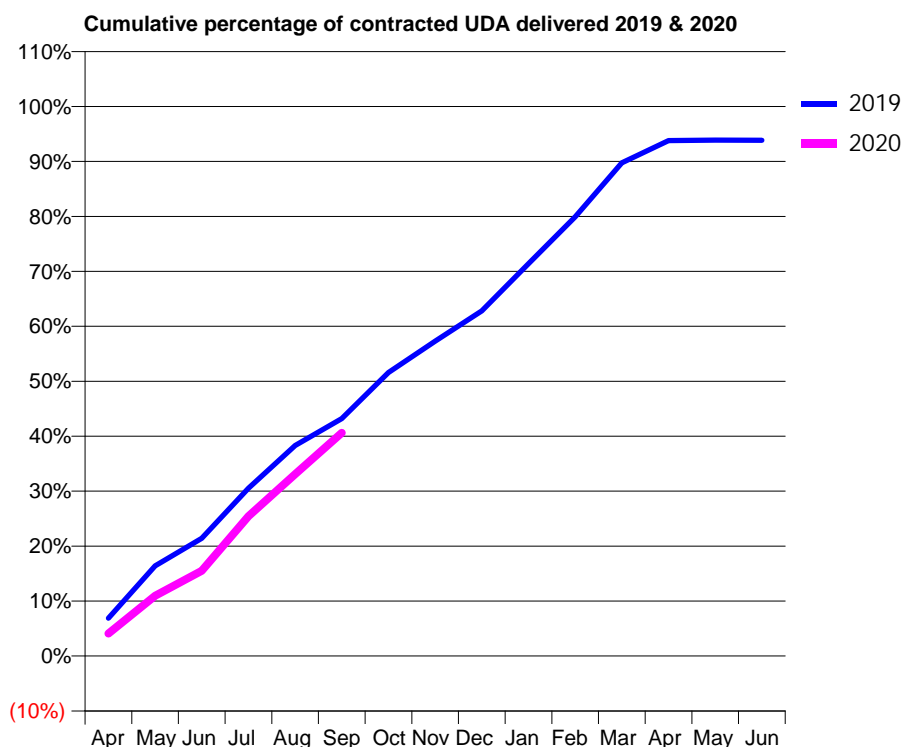
19/20 Contracted general activity (UDA)	29,187
Carry forward general activity (UDA)	0
19/20 Contracted orthodontic activity (UOA)	0
Carry forward orthodontic activity (UOA)	0
Baseline contract value	£848,497.54

### ACCESS\*

Patients seen in 24 months	Total	Change since previous quarter
Quarter ending September 2018	9,290	
Quarter ending December 2018	8,951	↓
Quarter ending March 2019	8,765	↓
Quarter ending June 2019	8,710	→
Quarter ending September 2019	8,655	→
<b>Variance since September 2018</b>	<b>(6.8%)</b>	<b>↓</b>



### ACTIVITY



Month	Adjusted Scheduled Activity (UDA)	
	2019	2020
April	2,012	1,192
May	4,791	3,208
June	6,254	4,526
July	8,912	7,423
August	11,177	9,666
September	12,609	11,855
October	15,052	
November	16,723	
December	18,331	
January	20,837	
February	23,330	
March	26,197	
April	27,368	
May	27,399	
June	27,394	

### QUALITY

	Quantity	Base Number	Contract	AT	Region	England
% of FP17s for the same patient ID Re-attending within 3 months - Children	168	2,027	8.3%	10.1%	12.1%	11.5%
% of FP17s for the same patient ID Re-attending within 3 months - Adults	762	4,020	19.0%	13.4%	15.6%	15.4%
% of FP17s for the same patient ID Re-attending between 3 & 9 months - Children	1,104	2,027	54.5%	63.4%	61.2%	59.7%
% of FP17s for the same patient ID Re-attending between 3 & 9 months - Adults	1,873	4,020	46.6%	56.9%	54.3%	51.7%
% of FP17s for Band 1 Urgent Courses	872	5,578	15.6%	7.5%	9.1%	9.2%
% of FP17s Relating to Free Repair or Replacements	45	5,578	0.8%	0.9%	0.9%	0.7%
% of FP17s Relating to Continuations	27	5,578	0.5%	0.9%	1.0%	0.8%
% of Patients satisfied with the dentistry they have received	2	2	N/A	94.6%	94.4%	93.5%
% of Patients satisfied with the time they had to wait for an appointment	1	2	N/A	86.1%	88.1%	87.4%

\* This is based on patients treated on this contract for their most recent course of treatment. Figures in italics indicate the base number of FP17s or Patient Questionnaire responses are less than 100. N/A is shown where the base number of responses is less than 10 during the period. % is calculated as Quantity/Base number\*100

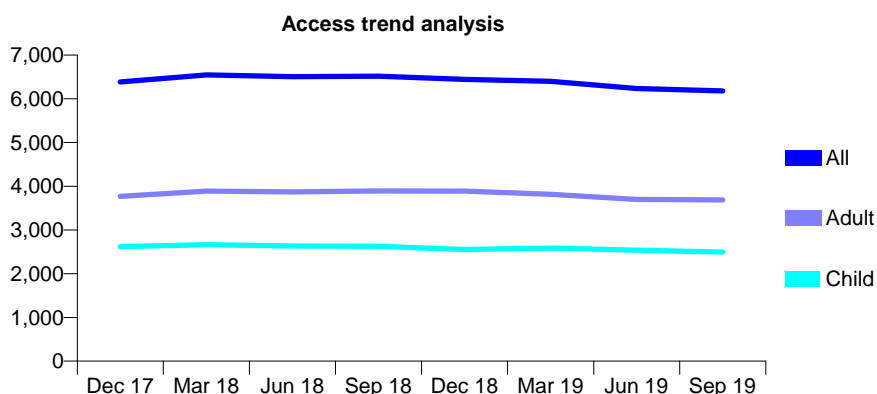
## Q52 - Vital Signs At a Glance Contract Report for 195545/0001 - September 2019

Name or company name	Mistry & Power
Contract type name	GDS Contract
Purpose of contract	General
Contract start date	03/10/2011
Contract end date	

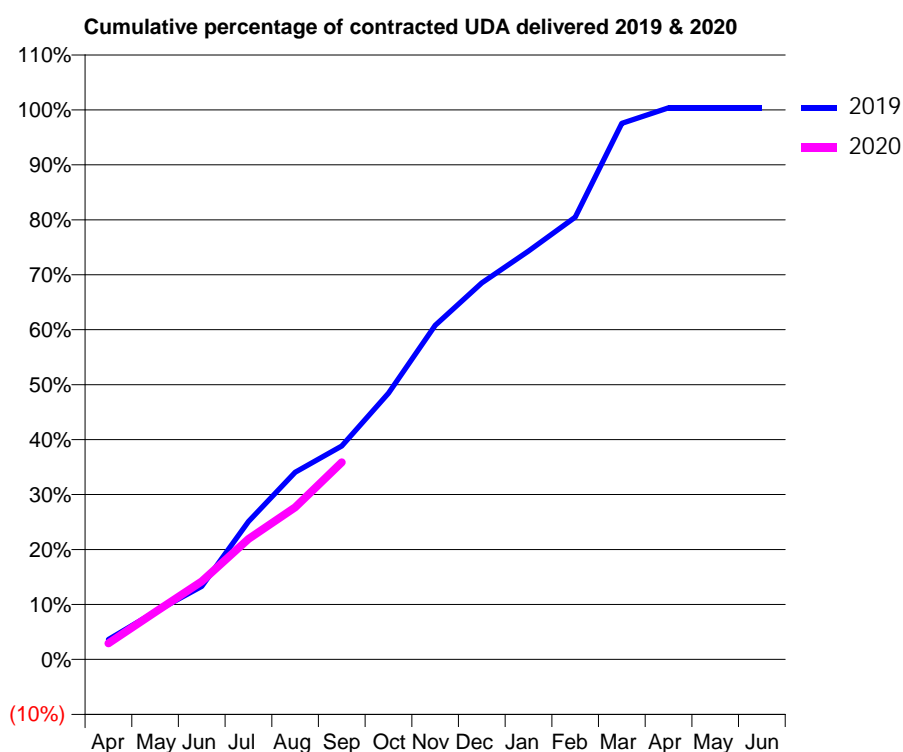
19/20 Contracted general activity (UDA)	16,513
Carry forward general activity (UDA)	-63
19/20 Contracted orthodontic activity (UOA)	0
Carry forward orthodontic activity (UOA)	0
Baseline contract value	£564,335.17

### ACCESS\*

Patients seen in 24 months	Total	Change since previous quarter
Quarter ending September 2018	6,518	
Quarter ending December 2018	6,442	↓
Quarter ending March 2019	6,400	→
Quarter ending June 2019	6,235	↓
Quarter ending September 2019	6,180	→
<b>Variance since September 2018</b>	<b>(5.2%)</b>	<b>↓</b>



### ACTIVITY



Month	2019	2020
April	599	481
May	1,431	1,421
June	2,195	2,346
July	4,142	3,619
August	5,624	4,572
September	6,412	5,924
October	8,002	
November	10,039	
December	11,315	
January	12,270	
February	13,291	
March	16,105	
April	16,575	
May	16,576	
June	16,576	

### QUALITY

	Quantity	Base Number	Contract	AT	Region	England
% of FP17s for the same patient ID Re-attending within 3 months - Children	69	1,569	4.4%	10.1%	12.1%	11.5%
% of FP17s for the same patient ID Re-attending within 3 months - Adults	241	2,010	12.0%	13.4%	15.6%	15.4%
% of FP17s for the same patient ID Re-attending between 3 & 9 months - Children	990	1,569	63.1%	63.4%	61.2%	59.7%
% of FP17s for the same patient ID Re-attending between 3 & 9 months - Adults	1,046	2,010	52.0%	56.9%	54.3%	51.7%
% of FP17s for Band 1 Urgent Courses	159	2,986	5.3%	7.5%	9.1%	9.2%
% of FP17s Relating to Free Repair or Replacements	9	2,986	0.3%	0.9%	0.9%	0.7%
% of FP17s Relating to Continuations	41	2,986	1.4%	0.9%	1.0%	0.8%
% of Patients satisfied with the dentistry they have received	2	2	N/A	94.6%	94.4%	93.5%
% of Patients satisfied with the time they had to wait for an appointment	2	2	N/A	86.1%	88.1%	87.4%

\* This is based on patients treated on this contract for their most recent course of treatment. Figures in italics indicate the base number of FP17s or Patient Questionnaire responses are less than 100. N/A is shown where the base number of responses is less than 10 during the period. % is calculated as Quantity/Base number\*100

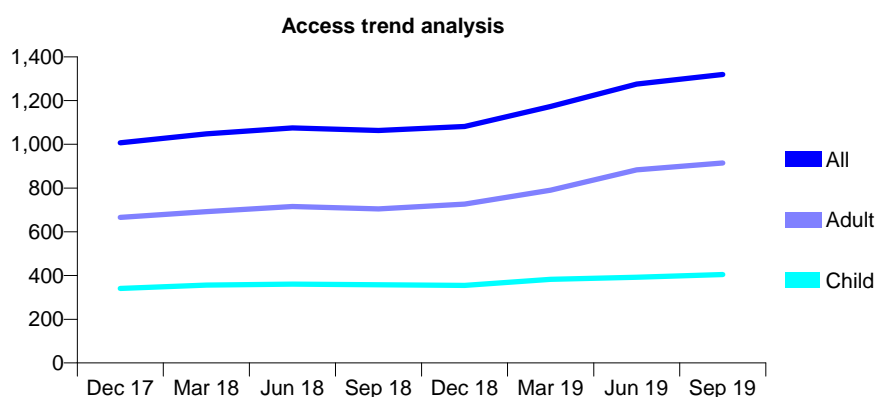
## Q52 - Vital Signs At a Glance Contract Report for 195650/0001 - September 2019

Name or company name	MRS FY MARTIN
Contract type name	GDS Contract
Purpose of contract	General
Contract start date	01/04/2015
Contract end date	

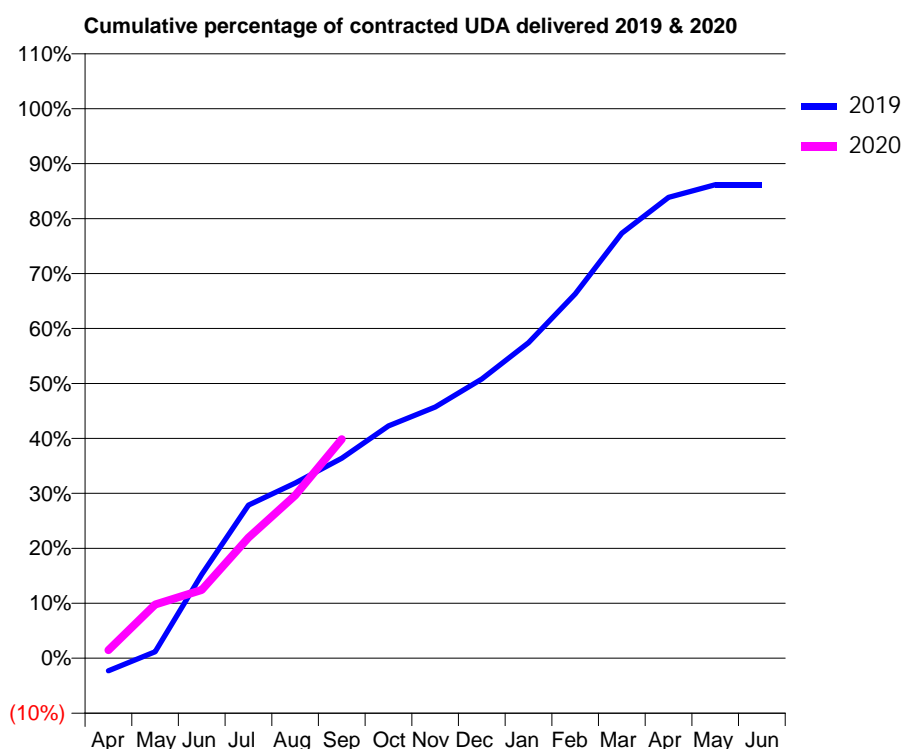
19/20 Contracted general activity (UDA)	3,000
Carry forward general activity (UDA)	0
19/20 Contracted orthodontic activity (UOA)	0
Carry forward orthodontic activity (UOA)	0
Baseline contract value	£77,864.62

### ACCESS\*

Patients seen in 24 months	Total	Change since previous quarter
Quarter ending September 2018	1,063	
Quarter ending December 2018	1,081	→
Quarter ending March 2019	1,173	↑
Quarter ending June 2019	1,275	↑
Quarter ending September 2019	1,319	↑
<b>Variance since September 2018</b>	<b>24.1%</b>	<b>↑</b>



### ACTIVITY



Month	2019	2020
April	-70	44
May	35	293
June	457	372
July	835	658
August	956	889
September	1,092	1,196
October	1,269	
November	1,371	
December	1,524	
January	1,722	
February	1,989	
March	2,320	
April	2,516	
May	2,585	
June	2,585	

### QUALITY

	Quantity	Base Number	Contract	AT	Region	England
% of FP17s for the same patient ID Re-attending within 3 months - Children	57	395	14.4%	10.1%	12.1%	11.5%
% of FP17s for the same patient ID Re-attending within 3 months - Adults	118	678	17.4%	13.4%	15.6%	15.4%
% of FP17s for the same patient ID Re-attending between 3 & 9 months - Children	204	395	51.6%	63.4%	61.2%	59.7%
% of FP17s for the same patient ID Re-attending between 3 & 9 months - Adults	259	678	38.2%	56.9%	54.3%	51.7%
% of FP17s for Band 1 Urgent Courses	24	610	3.9%	7.5%	9.1%	9.2%
% of FP17s Relating to Free Repair or Replacements	7	610	1.1%	0.9%	0.9%	0.7%
% of FP17s Relating to Continuations	17	610	2.8%	0.9%	1.0%	0.8%
% of Patients satisfied with the dentistry they have received	1	1	N/A	94.6%	94.4%	93.5%
% of Patients satisfied with the time they had to wait for an appointment	1	1	N/A	86.1%	88.1%	87.4%

\* This is based on patients treated on this contract for their most recent course of treatment. Figures in italics indicate the base number of FP17s or Patient Questionnaire responses are less than 100. N/A is shown where the base number of responses is less than 10 during the period. % is calculated as Quantity/Base number\*100

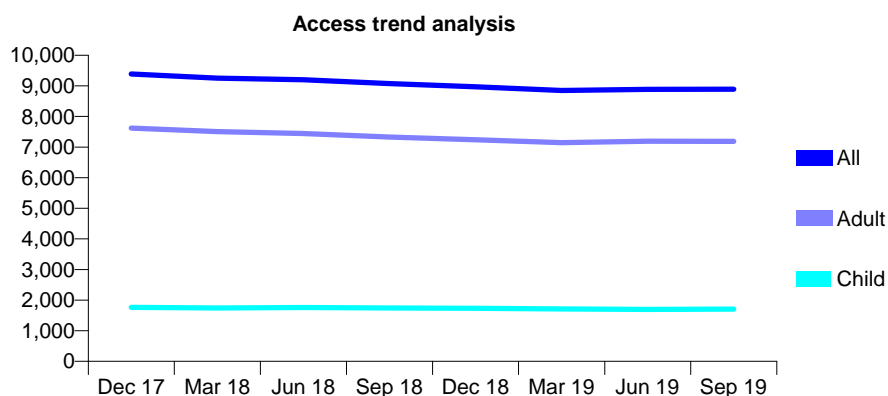
## Q52 - Vital Signs At a Glance Contract Report for 197262/0001 - September 2019

Name or company name	Hirst & O'Donnell Limited
Contract type name	GDS Contract
Purpose of contract	General
Contract start date	01/05/2009
Contract end date	

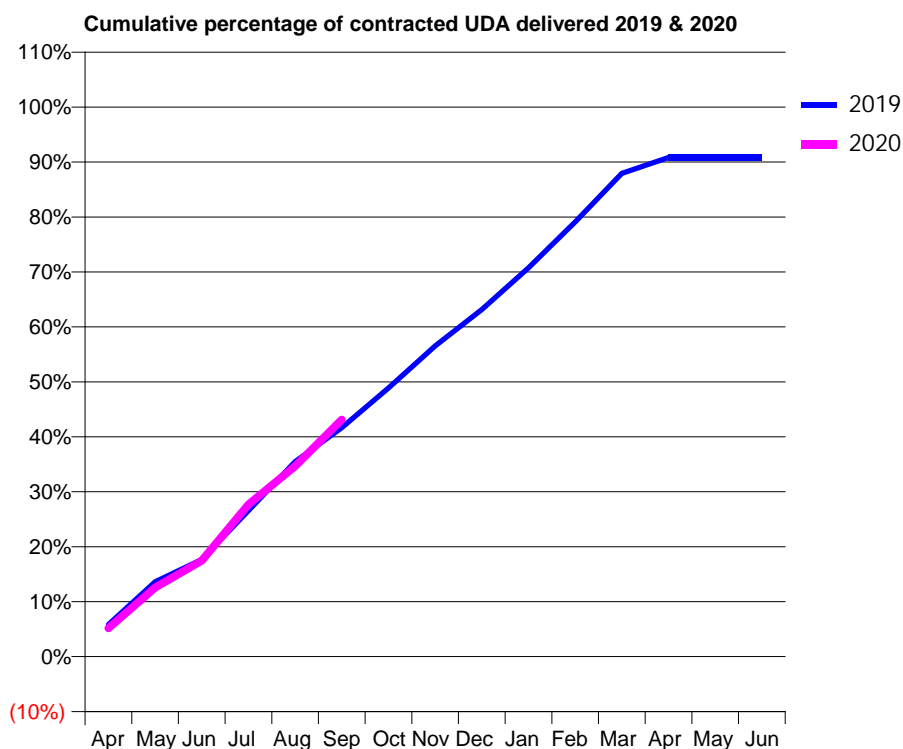
19/20 Contracted general activity (UDA)	27,000
Carry forward general activity (UDA)	0
19/20 Contracted orthodontic activity (UOA)	0
Carry forward orthodontic activity (UOA)	0
Baseline contract value	£842,724.53

### ACCESS\*

Patients seen in 24 months	Total	Change since previous quarter
Quarter ending September 2018	9,072	
Quarter ending December 2018	8,971	↓
Quarter ending March 2019	8,853	↓
Quarter ending June 2019	8,888	→
Quarter ending September 2019	8,893	→
<b>Variance since September 2018</b>	<b>(2.0%)</b>	<b>↓</b>



### ACTIVITY



Month	Adjusted Scheduled Activity (UDA)	
	2019	2020
April	1,573	1,396
May	3,682	3,391
June	4,765	4,712
July	7,180	7,470
August	9,580	9,362
September	11,248	11,638
October	13,197	
November	15,263	
December	17,053	
January	19,103	
February	21,356	
March	23,740	
April	24,519	
May	24,519	
June	24,520	

### QUALITY

	Quantity	Base Number	Contract	AT	Region	England
% of FP17s for the same patient ID Re-attending within 3 months - Children	63	1,415	4.5%	10.1%	12.1%	11.5%
% of FP17s for the same patient ID Re-attending within 3 months - Adults	456	4,832	9.4%	13.4%	15.6%	15.4%
% of FP17s for the same patient ID Re-attending between 3 & 9 months - Children	1,008	1,415	71.2%	63.4%	61.2%	59.7%
% of FP17s for the same patient ID Re-attending between 3 & 9 months - Adults	2,607	4,832	54.0%	56.9%	54.3%	51.7%
% of FP17s for Band 1 Urgent Courses	430	5,914	7.3%	7.5%	9.1%	9.2%
% of FP17s Relating to Free Repair or Replacements	27	5,914	0.5%	0.9%	0.9%	0.7%
% of FP17s Relating to Continuations	60	5,914	1.0%	0.9%	1.0%	0.8%
% of Patients satisfied with the dentistry they have received	5	5	N/A	94.6%	94.4%	93.5%
% of Patients satisfied with the time they had to wait for an appointment	2	5	N/A	86.1%	88.1%	87.4%

\* This is based on patients treated on this contract for their most recent course of treatment. Figures in italics indicate the base number of FP17s or Patient Questionnaire responses are less than 100. N/A is shown where the base number of responses is less than 10 during the period. % is calculated as Quantity/Base number\*100

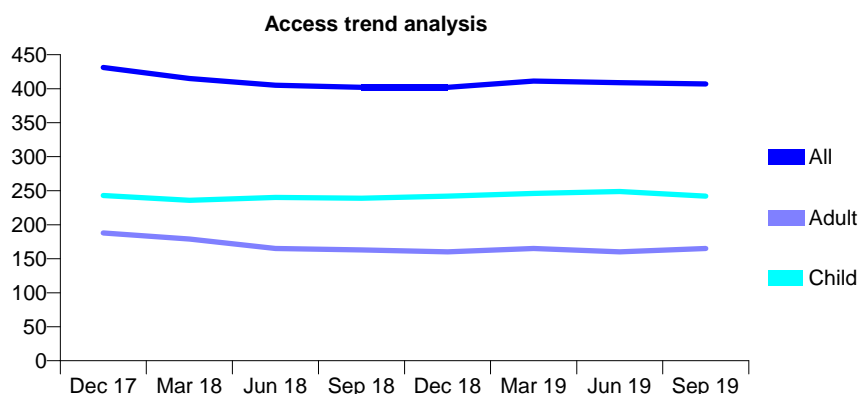
## Q52 - Vital Signs At a Glance Contract Report for 197564/0001 - September 2019

Name or company name	Baldon Dental Service Limited
Contract type name	GDS Contract
Purpose of contract	General
Contract start date	02/07/2007
Contract end date	

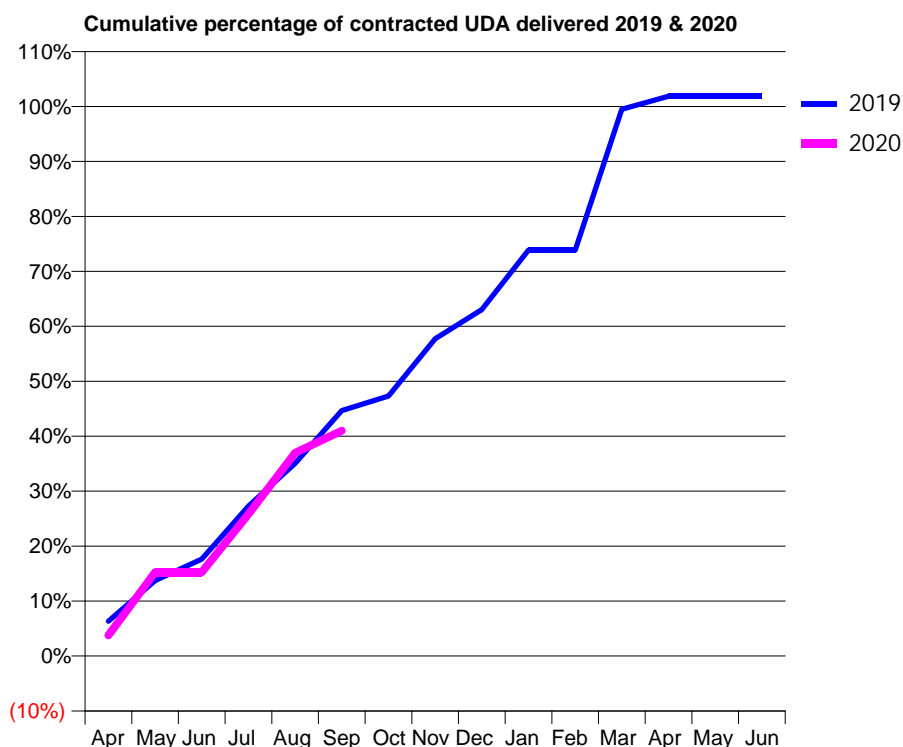
19/20 Contracted general activity (UDA)	719
Carry forward general activity (UDA)	-13
19/20 Contracted orthodontic activity (UOA)	0
Carry forward orthodontic activity (UOA)	0
Baseline contract value	£21,382.06

### ACCESS\*

Patients seen in 24 months	Total	Change since previous quarter
Quarter ending September 2018	402	
Quarter ending December 2018	402	→
Quarter ending March 2019	411	↑
Quarter ending June 2019	409	→
Quarter ending September 2019	407	→
<b>Variance since September 2018</b>	<b>1.2%</b>	<b>→</b>



### ACTIVITY



Month	Adjusted Scheduled Activity (UDA)	
	2019	2020
April	46	27
May	99	110
June	127	110
July	196	186
August	252	266
September	321	295
October	340	
November	415	
December	453	
January	531	
February	531	
March	715	
April	732	
May	732	
June	732	

### QUALITY

	Quantity	Base Number	Contract	AT	Region	England
% of FP17s for the same patient ID Re-attending within 3 months - Children	9	172	5.2%	10.1%	12.1%	11.5%
% of FP17s for the same patient ID Re-attending within 3 months - Adults	1	68	1.5%	13.4%	15.6%	15.4%
% of FP17s for the same patient ID Re-attending between 3 & 9 months - Children	120	172	69.8%	63.4%	61.2%	59.7%
% of FP17s for the same patient ID Re-attending between 3 & 9 months - Adults	34	68	50.0%	56.9%	54.3%	51.7%
% of FP17s for Band 1 Urgent Courses	4	227	1.8%	7.5%	9.1%	9.2%
% of FP17s Relating to Free Repair or Replacements	0	227	0.0%	0.9%	0.9%	0.7%
% of FP17s Relating to Continuations	0	227	0.0%	0.9%	1.0%	0.8%
% of Patients satisfied with the dentistry they have received	1	1	N/A	94.6%	94.4%	93.5%
% of Patients satisfied with the time they had to wait for an appointment	1	1	N/A	86.1%	88.1%	87.4%

\* This is based on patients treated on this contract for their most recent course of treatment. Figures in italics indicate the base number of FP17s or Patient Questionnaire responses are less than 100. N/A is shown where the base number of responses is less than 10 during the period. % is calculated as Quantity/Base number\*100

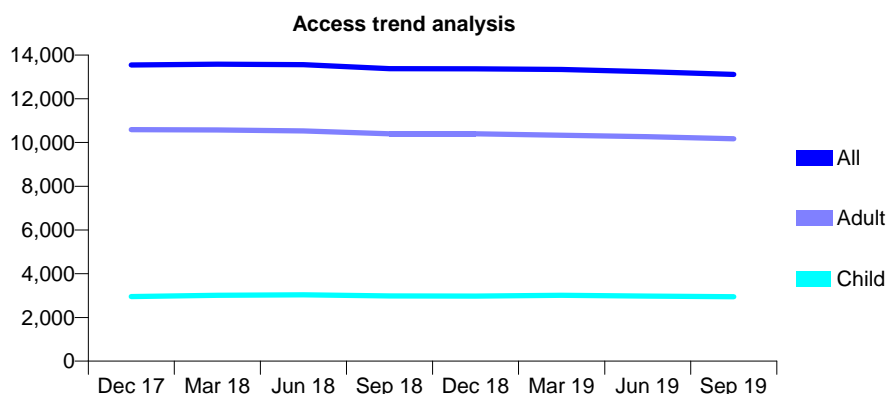
## Q52 - Vital Signs At a Glance Contract Report for 197890/0001 - September 2019

Name or company name	Armstrong & Haire Ltd
Contract type name	GDS Contract
Purpose of contract	General
Contract start date	01/11/2010
Contract end date	

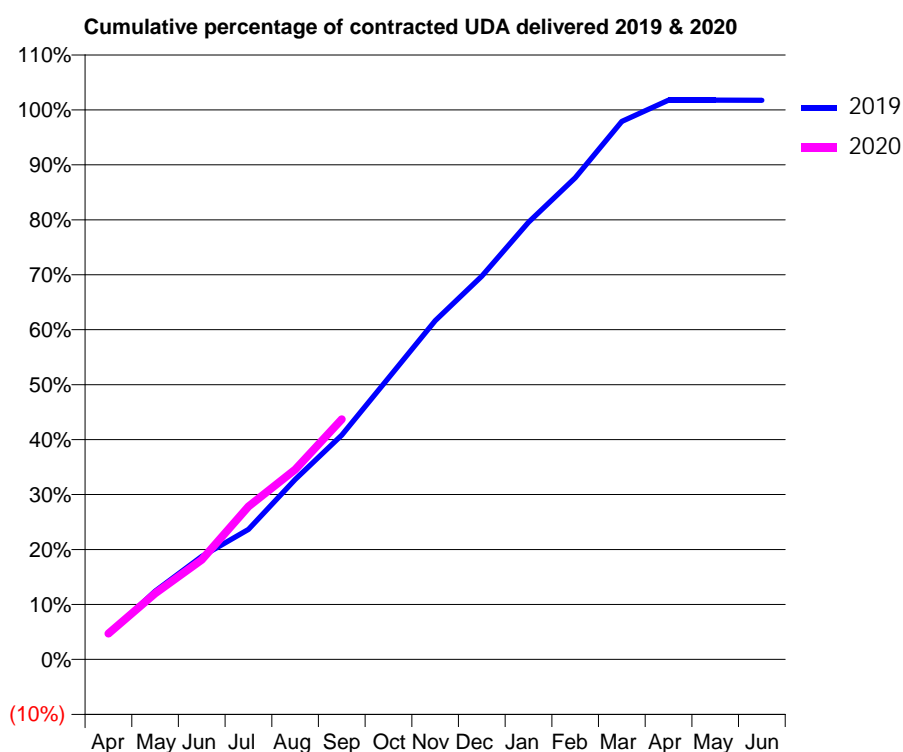
19/20 Contracted general activity (UDA)	37,582
Carry forward general activity (UDA)	-17
19/20 Contracted orthodontic activity (UOA)	0
Carry forward orthodontic activity (UOA)	0
Baseline contract value	£1,147,785.29

### ACCESS\*

Patients seen in 24 months	Total	Change since previous quarter
Quarter ending September 2018	13,377	
Quarter ending December 2018	13,367	→
Quarter ending March 2019	13,337	→
Quarter ending June 2019	13,239	→
Quarter ending September 2019	13,114	→
<b>Variance since September 2018</b>	<b>(2.0%)</b>	<b>↓</b>



### ACTIVITY



Month	Adjusted Scheduled Activity (UDA)	
	2019	2020
April	1,712	1,774
May	4,676	4,516
June	7,041	6,817
July	8,894	10,452
August	12,305	12,990
September	15,344	16,425
October	19,248	
November	23,167	
December	26,203	
January	29,889	
February	32,936	
March	36,792	
April	38,244	
May	38,243	
June	38,238	

### QUALITY

	Quantity	Base Number	Contract	AT	Region	England
% of FP17s for the same patient ID Re-attending within 3 months - Children	164	2,384	6.9%	10.1%	12.1%	11.5%
% of FP17s for the same patient ID Re-attending within 3 months - Adults	950	7,904	12.0%	13.4%	15.6%	15.4%
% of FP17s for the same patient ID Re-attending between 3 & 9 months - Children	1,677	2,384	70.3%	63.4%	61.2%	59.7%
% of FP17s for the same patient ID Re-attending between 3 & 9 months - Adults	5,425	7,904	68.6%	56.9%	54.3%	51.7%
% of FP17s for Band 1 Urgent Courses	417	9,563	4.4%	7.5%	9.1%	9.2%
% of FP17s Relating to Free Repair or Replacements	140	9,563	1.5%	0.9%	0.9%	0.7%
% of FP17s Relating to Continuations	83	9,563	0.9%	0.9%	1.0%	0.8%
% of Patients satisfied with the dentistry they have received	7	7	N/A	94.6%	94.4%	93.5%
% of Patients satisfied with the time they had to wait for an appointment	6	7	N/A	86.1%	88.1%	87.4%

\* This is based on patients treated on this contract for their most recent course of treatment. Figures in italics indicate the base number of FP17s or Patient Questionnaire responses are less than 100. N/A is shown where the base number of responses is less than 10 during the period. % is calculated as Quantity/Base number\*100

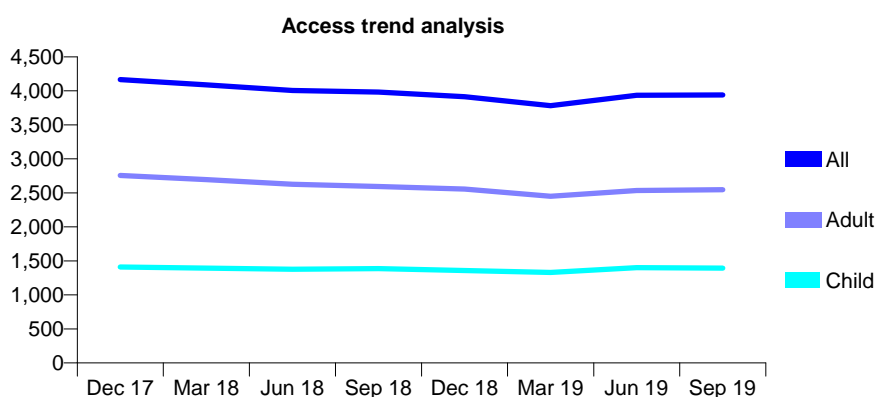
## Q52 - Vital Signs At a Glance Contract Report for 198625/0001 - September 2019

Name or company name	J H Sager Ltd
Contract type name	GDS Contract
Purpose of contract	General
Contract start date	01/04/2009
Contract end date	

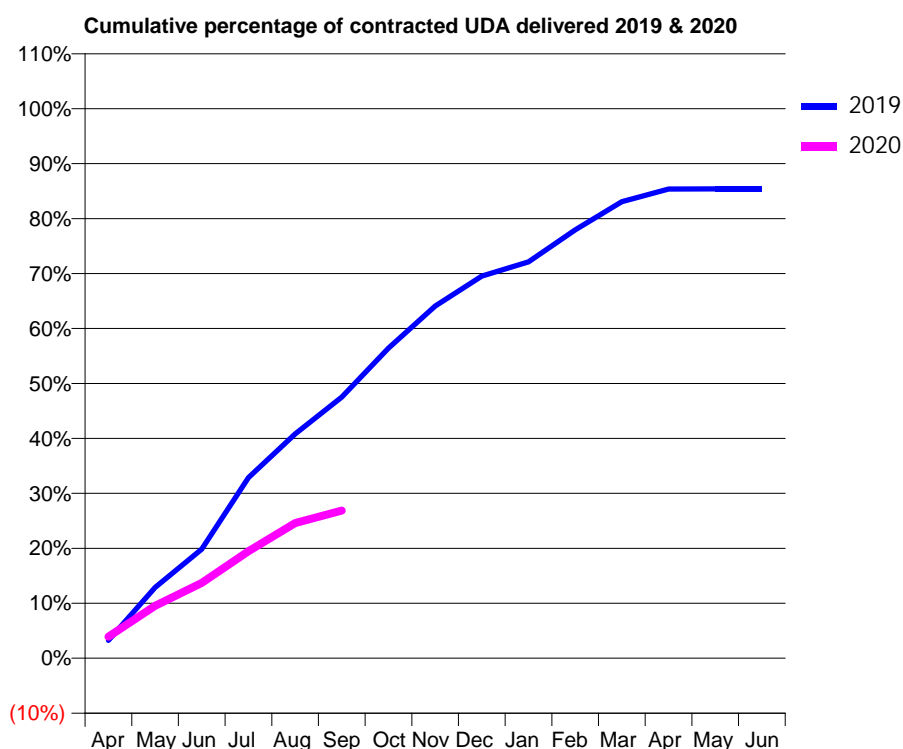
19/20 Contracted general activity (UDA)	14,400
Carry forward general activity (UDA)	0
19/20 Contracted orthodontic activity (UOA)	0
Carry forward orthodontic activity (UOA)	0
Baseline contract value	£403,057.49

### ACCESS\*

Patients seen in 24 months	Total	Change since previous quarter
Quarter ending September 2018	3,982	
Quarter ending December 2018	3,914	↓
Quarter ending March 2019	3,781	↓
Quarter ending June 2019	3,936	↑
Quarter ending September 2019	3,940	→
<b>Variance since September 2018</b>	<b>(1.1%)</b>	<b>↓</b>



### ACTIVITY



Month	2019	2020
April	470	563
May	1,858	1,375
June	2,855	1,972
July	4,733	2,803
August	5,878	3,540
September	6,844	3,870
October	8,126	
November	9,226	
December	10,013	
January	10,389	
February	11,221	
March	11,962	
April	12,295	
May	12,298	
June	12,300	

### QUALITY

	Quantity	Base Number	Contract	AT	Region	England
% of FP17s for the same patient ID Re-attending within 3 months - Children	26	543	4.8%	10.1%	12.1%	11.5%
% of FP17s for the same patient ID Re-attending within 3 months - Adults	83	960	8.6%	13.4%	15.6%	15.4%
% of FP17s for the same patient ID Re-attending between 3 & 9 months - Children	106	543	19.5%	63.4%	61.2%	59.7%
% of FP17s for the same patient ID Re-attending between 3 & 9 months - Adults	261	960	27.2%	56.9%	54.3%	51.7%
% of FP17s for Band 1 Urgent Courses	5	1,380	0.4%	7.5%	9.1%	9.2%
% of FP17s Relating to Free Repair or Replacements	9	1,380	0.7%	0.9%	0.9%	0.7%
% of FP17s Relating to Continuations	0	1,380	0.0%	0.9%	1.0%	0.8%
% of Patients satisfied with the dentistry they have received	0	0	N/A	94.6%	94.4%	93.5%
% of Patients satisfied with the time they had to wait for an appointment	0	0	N/A	86.1%	88.1%	87.4%

\* This is based on patients treated on this contract for their most recent course of treatment. Figures in italics indicate the base number of FP17s or Patient Questionnaire responses are less than 100. N/A is shown where the base number of responses is less than 10 during the period. % is calculated as Quantity/Base number\*100

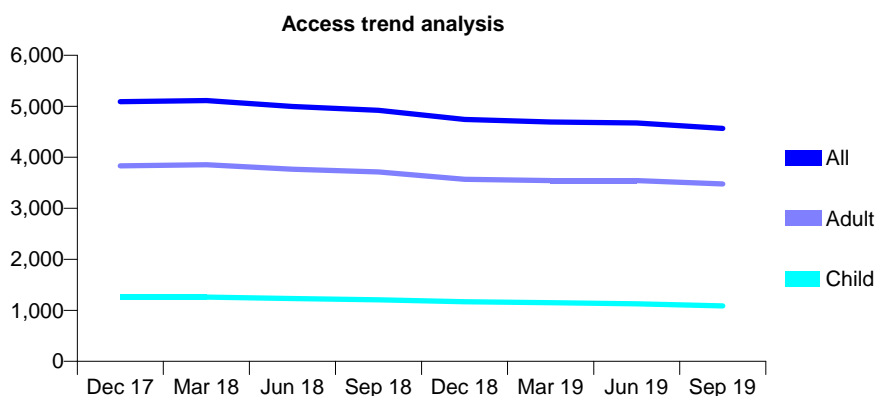
## Q52 - Vital Signs At a Glance Contract Report for 202401/0004 - September 2019

Name or company name	MR RS NICHOLSON
Contract type name	GDS Contract
Purpose of contract	General
Contract start date	03/04/2007
Contract end date	

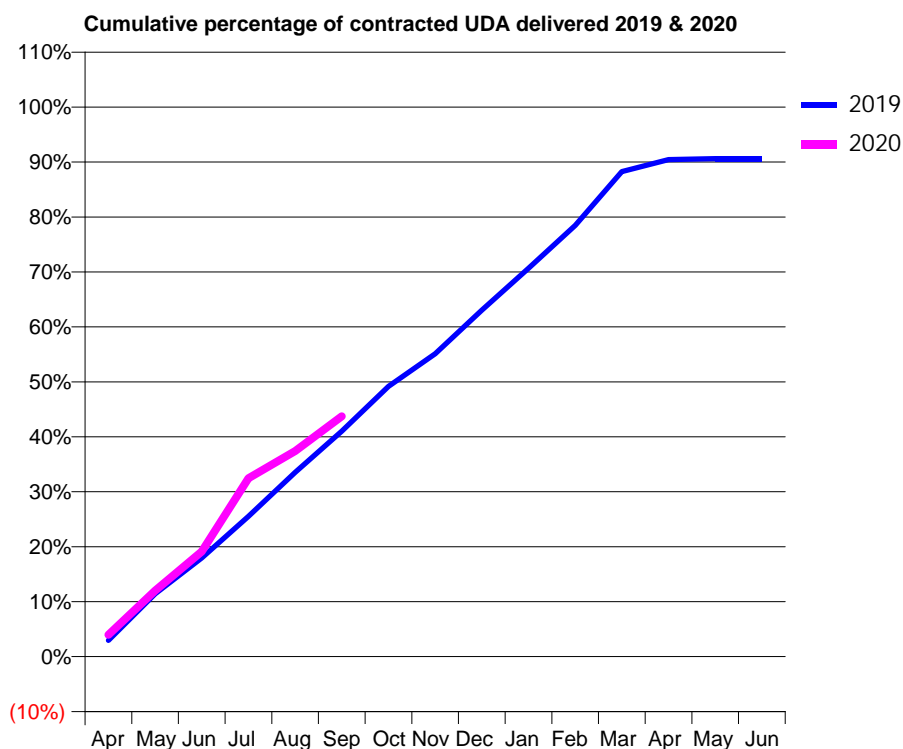
19/20 Contracted general activity (UDA)	12,193
Carry forward general activity (UDA)	0
19/20 Contracted orthodontic activity (UOA)	0
Carry forward orthodontic activity (UOA)	0
Baseline contract value	£336,394.33

### ACCESS\*

Patients seen in 24 months	Total	Change since previous quarter
Quarter ending September 2018	4,921	
Quarter ending December 2018	4,740	↓
Quarter ending March 2019	4,692	↓
Quarter ending June 2019	4,672	→
Quarter ending September 2019	4,566	↓
<b>Variance since September 2018</b>	<b>(7.2%)</b>	<b>↓</b>



### ACTIVITY



Month	Adjusted Scheduled Activity (UDA)	
	2019	2020
April	361	483
May	1,396	1,467
June	2,192	2,333
July	3,113	3,958
August	4,091	4,561
September	5,002	5,330
October	5,996	
November	6,721	
December	7,686	
January	8,615	
February	9,567	
March	10,759	
April	11,026	
May	11,051	
June	11,051	

### QUALITY

	Quantity	Base Number	Contract	AT	Region	England
% of FP17s for the same patient ID Re-attending within 3 months - Children	70	710	9.9%	10.1%	12.1%	11.5%
% of FP17s for the same patient ID Re-attending within 3 months - Adults	221	2,019	10.9%	13.4%	15.6%	15.4%
% of FP17s for the same patient ID Re-attending between 3 & 9 months - Children	387	710	54.5%	63.4%	61.2%	59.7%
% of FP17s for the same patient ID Re-attending between 3 & 9 months - Adults	1,058	2,019	52.4%	56.9%	54.3%	51.7%
% of FP17s for Band 1 Urgent Courses	87	2,590	3.4%	7.5%	9.1%	9.2%
% of FP17s Relating to Free Repair or Replacements	17	2,590	0.7%	0.9%	0.9%	0.7%
% of FP17s Relating to Continuations	50	2,590	1.9%	0.9%	1.0%	0.8%
% of Patients satisfied with the dentistry they have received	3	3	N/A	94.6%	94.4%	93.5%
% of Patients satisfied with the time they had to wait for an appointment	3	3	N/A	86.1%	88.1%	87.4%

\* This is based on patients treated on this contract for their most recent course of treatment. Figures in italics indicate the base number of FP17s or Patient Questionnaire responses are less than 100. N/A is shown where the base number of responses is less than 10 during the period. % is calculated as Quantity/Base number\*100



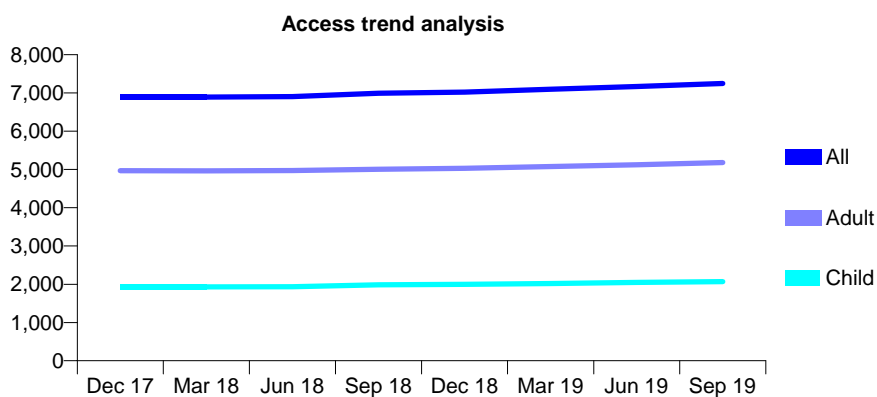
## Q52 - Vital Signs At a Glance Contract Report for 204412/0002 - September 2019

Name or company name	Junction Dental Practice
Contract type name	GDS Contract
Purpose of contract	General
Contract start date	16/04/2006
Contract end date	

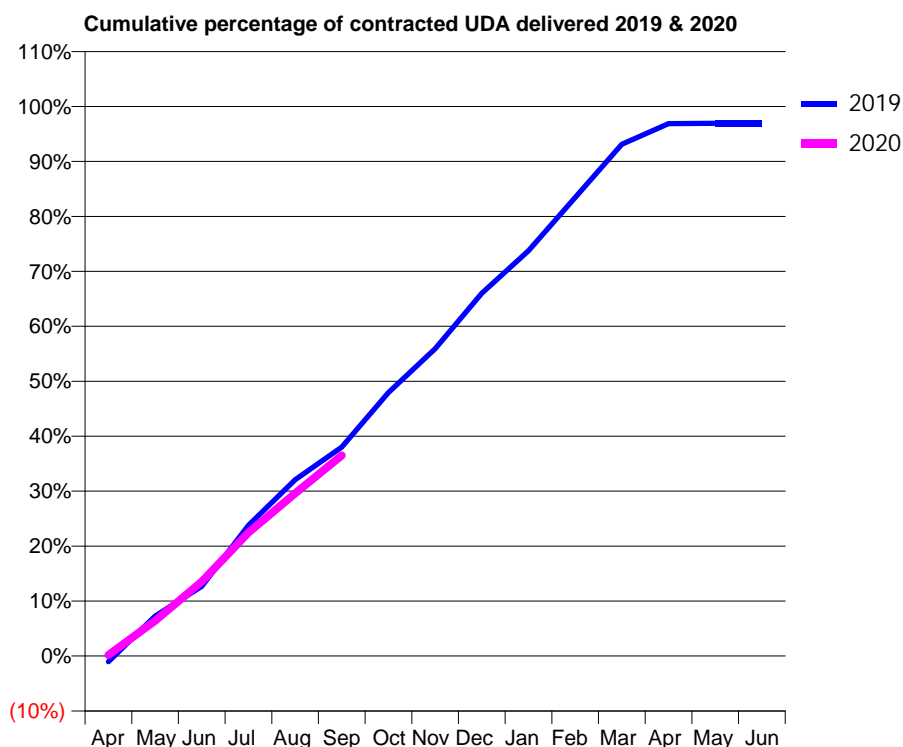
19/20 Contracted general activity (UDA)	24,569
Carry forward general activity (UDA)	753
19/20 Contracted orthodontic activity (UOA)	0
Carry forward orthodontic activity (UOA)	0
Baseline contract value	£683,285.84

### ACCESS\*

Patients seen in 24 months	Total	Change since previous quarter
Quarter ending September 2018	6,991	
Quarter ending December 2018	7,023	→
Quarter ending March 2019	7,094	→
Quarter ending June 2019	7,170	→
Quarter ending September 2019	7,248	→
<b>Variance since September 2018</b>	<b>3.7%</b>	<b>↑</b>



### ACTIVITY



Month	Adjusted Scheduled Activity (UDA)	
	2019	2020
April	-258	47
May	1,784	1,579
June	3,115	3,321
July	5,839	5,522
August	7,877	7,274
September	9,339	8,971
October	11,782	
November	13,740	
December	16,213	
January	18,122	
February	20,498	
March	22,881	
April	23,807	
May	23,818	
June	23,816	

### QUALITY

	Quantity	Base Number	Contract	AT	Region	England
% of FP17s for the same patient ID Re-attending within 3 months - Children	130	1,775	7.3%	10.1%	12.1%	11.5%
% of FP17s for the same patient ID Re-attending within 3 months - Adults	279	3,752	7.4%	13.4%	15.6%	15.4%
% of FP17s for the same patient ID Re-attending between 3 & 9 months - Children	1,243	1,775	70.0%	63.4%	61.2%	59.7%
% of FP17s for the same patient ID Re-attending between 3 & 9 months - Adults	2,567	3,752	68.4%	56.9%	54.3%	51.7%
% of FP17s for Band 1 Urgent Courses	230	5,042	4.6%	7.5%	9.1%	9.2%
% of FP17s Relating to Free Repair or Replacements	34	5,042	0.7%	0.9%	0.9%	0.7%
% of FP17s Relating to Continuations	36	5,042	0.7%	0.9%	1.0%	0.8%
% of Patients satisfied with the dentistry they have received	0	0	N/A	94.6%	94.4%	93.5%
% of Patients satisfied with the time they had to wait for an appointment	0	0	N/A	86.1%	88.1%	87.4%

\* This is based on patients treated on this contract for their most recent course of treatment. Figures in italics indicate the base number of FP17s or Patient Questionnaire responses are less than 100. N/A is shown where the base number of responses is less than 10 during the period. % is calculated as Quantity/Base number\*100

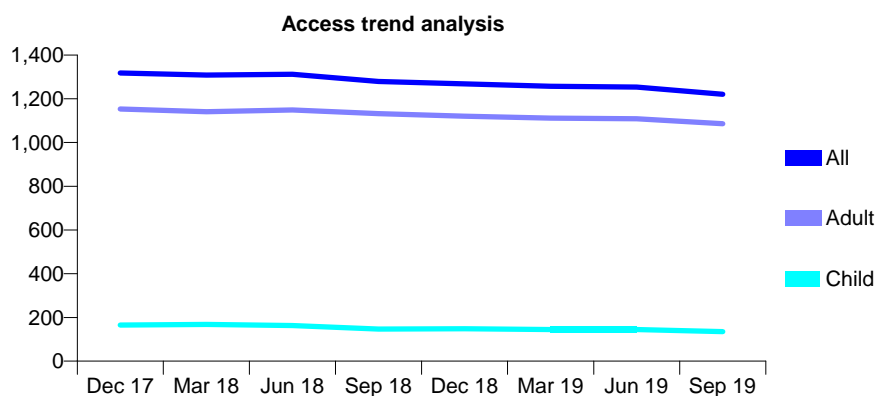
## Q52 - Vital Signs At a Glance Contract Report for 208574/0001 - September 2019

Name or company name	MR AR DENBIGH-WHITE
Contract type name	GDS Contract
Purpose of contract	General
Contract start date	01/04/2006
Contract end date	

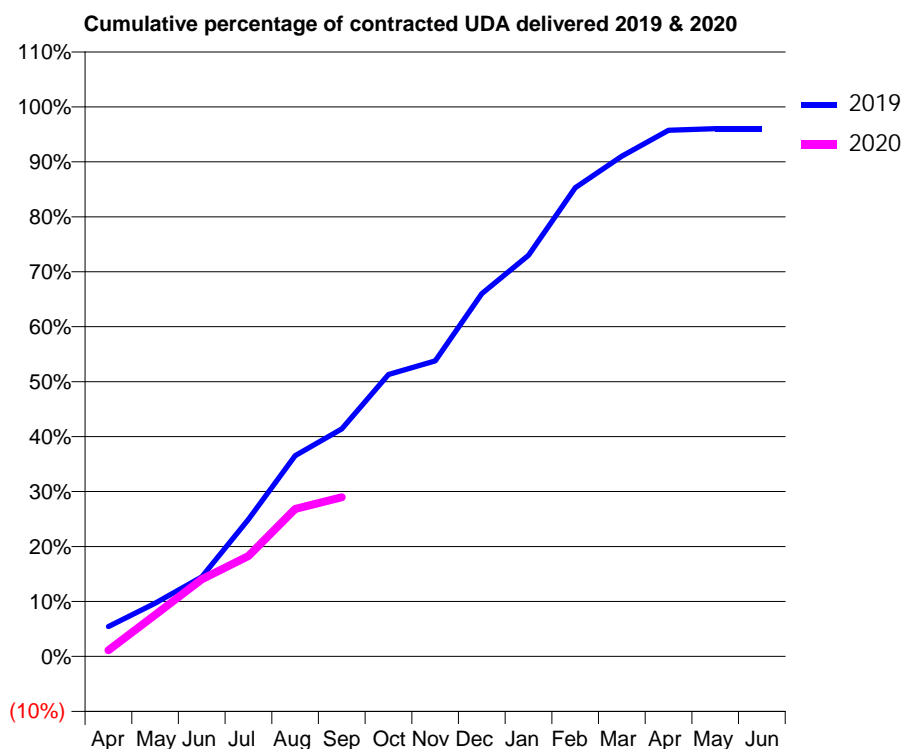
19/20 Contracted general activity (UDA)	4,698
Carry forward general activity (UDA)	186
19/20 Contracted orthodontic activity (UOA)	0
Carry forward orthodontic activity (UOA)	0
Baseline contract value	£127,836.86

### ACCESS\*

Patients seen in 24 months	Total	Change since previous quarter
Quarter ending September 2018	1,279	
Quarter ending December 2018	1,268	→
Quarter ending March 2019	1,257	→
Quarter ending June 2019	1,254	→
Quarter ending September 2019	1,221	↓
<b>Variance since September 2018</b>	<b>(4.5%)</b>	<b>↓</b>



### ACTIVITY



Month	2019	2020
April	255	53
May	455	355
June	679	659
July	1,172	860
August	1,716	1,260
September	1,946	1,361
October	2,409	
November	2,525	
December	3,101	
January	3,430	
February	4,006	
March	4,276	
April	4,498	
May	4,512	
June	4,512	

### QUALITY

	Quantity	Base Number	Contract	AT	Region	England
% of FP17s for the same patient ID Re-attending within 3 months - Children	6	85	7.1%	10.1%	12.1%	11.5%
% of FP17s for the same patient ID Re-attending within 3 months - Adults	124	603	20.6%	13.4%	15.6%	15.4%
% of FP17s for the same patient ID Re-attending between 3 & 9 months - Children	53	85	62.4%	63.4%	61.2%	59.7%
% of FP17s for the same patient ID Re-attending between 3 & 9 months - Adults	234	603	38.8%	56.9%	54.3%	51.7%
% of FP17s for Band 1 Urgent Courses	80	616	13.0%	7.5%	9.1%	9.2%
% of FP17s Relating to Free Repair or Replacements	36	616	5.8%	0.9%	0.9%	0.7%
% of FP17s Relating to Continuations	16	616	2.6%	0.9%	1.0%	0.8%
% of Patients satisfied with the dentistry they have received	1	1	N/A	94.6%	94.4%	93.5%
% of Patients satisfied with the time they had to wait for an appointment	1	1	N/A	86.1%	88.1%	87.4%

\* This is based on patients treated on this contract for their most recent course of treatment. Figures in italics indicate the base number of FP17s or Patient Questionnaire responses are less than 100. N/A is shown where the base number of responses is less than 10 during the period. % is calculated as Quantity/Base number\*100

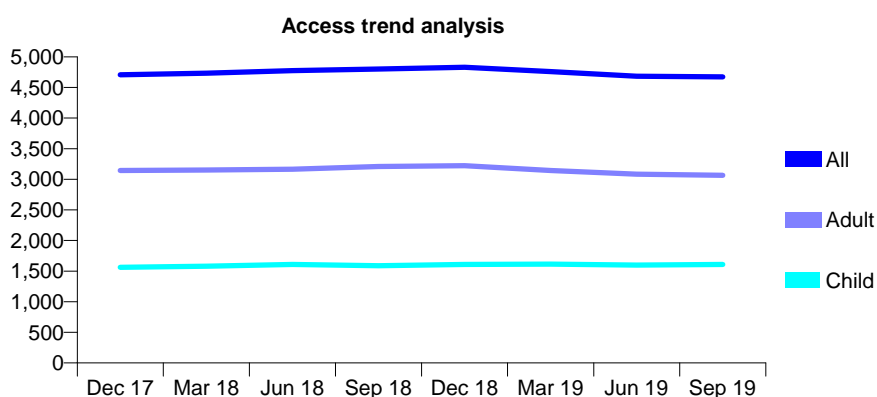
## Q52 - Vital Signs At a Glance Contract Report for 215651/0001 - September 2019

Name or company name	MRS AA RAYNER
Contract type name	PDS Contract
Purpose of contract	General
Contract start date	01/04/2006
Contract end date	31/03/2021

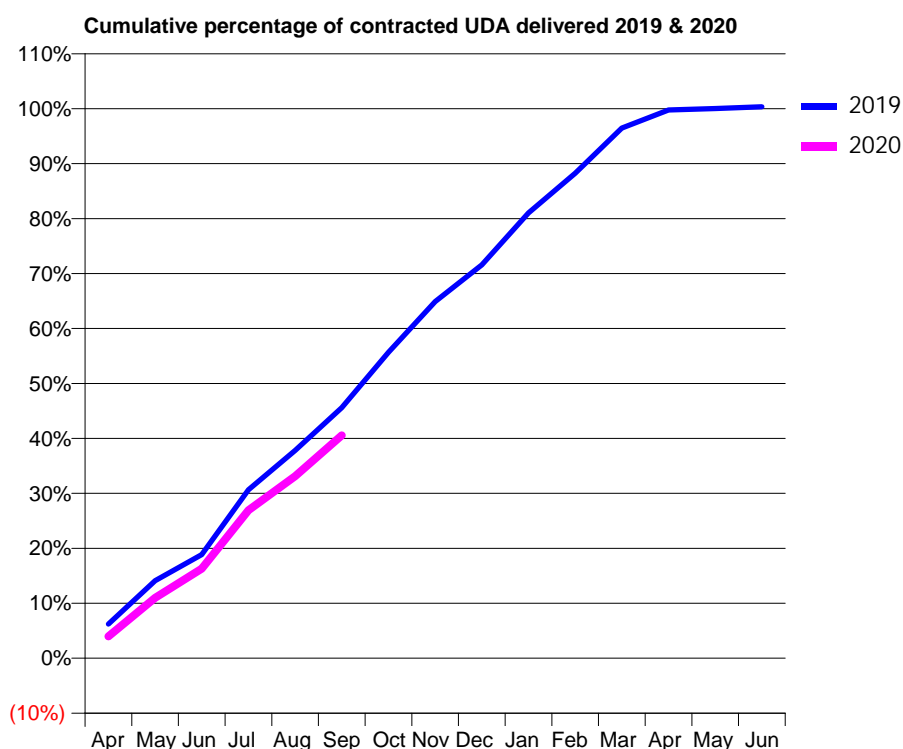
19/20 Contracted general activity (UDA)	9,185
Carry forward general activity (UDA)	-30
19/20 Contracted orthodontic activity (UOA)	0
Carry forward orthodontic activity (UOA)	0
Baseline contract value	£209,763.17

### ACCESS\*

Patients seen in 24 months	Total	Change since previous quarter
Quarter ending September 2018	4,800	
Quarter ending December 2018	4,830	→
Quarter ending March 2019	4,759	↓
Quarter ending June 2019	4,683	↓
Quarter ending September 2019	4,673	→
<b>Variance since September 2018</b>	<b>(2.6%)</b>	<b>↓</b>



### ACTIVITY



Month	2019	2020
April	572	367
May	1,296	1,011
June	1,733	1,498
July	2,815	2,472
August	3,475	3,043
September	4,187	3,727
October	5,113	
November	5,961	
December	6,575	
January	7,444	
February	8,106	
March	8,861	
April	9,162	
May	9,187	
June	9,215	

### QUALITY

	Quantity	Base Number	Contract	AT	Region	England
% of FP17s for the same patient ID Re-attending within 3 months - Children	102	1,111	9.2%	10.1%	12.1%	11.5%
% of FP17s for the same patient ID Re-attending within 3 months - Adults	259	1,742	14.9%	13.4%	15.6%	15.4%
% of FP17s for the same patient ID Re-attending between 3 & 9 months - Children	616	1,111	55.4%	63.4%	61.2%	59.7%
% of FP17s for the same patient ID Re-attending between 3 & 9 months - Adults	784	1,742	45.0%	56.9%	54.3%	51.7%
% of FP17s for Band 1 Urgent Courses	153	2,133	7.2%	7.5%	9.1%	9.2%
% of FP17s Relating to Free Repair or Replacements	12	2,133	0.6%	0.9%	0.9%	0.7%
% of FP17s Relating to Continuations	36	2,133	1.7%	0.9%	1.0%	0.8%
% of Patients satisfied with the dentistry they have received	2	2	N/A	94.6%	94.4%	93.5%
% of Patients satisfied with the time they had to wait for an appointment	1	2	N/A	86.1%	88.1%	87.4%

\* This is based on patients treated on this contract for their most recent course of treatment.

Figures in italics indicate the base number of FP17s or Patient Questionnaire responses are less than 100. N/A is shown where the base number of responses is less than 10 during the period. % is calculated as Quantity/Base number\*100

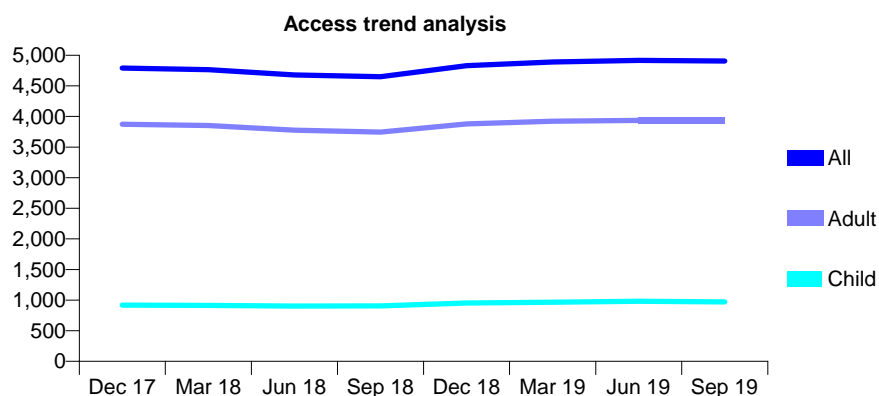
## Q52 - Vital Signs At a Glance Contract Report for 215651/0002 - September 2019

Name or company name	MRS AA RAYNER
Contract type name	Pilot Contract
Purpose of contract	General
Contract start date	01/04/2006
Contract end date	31/03/2021

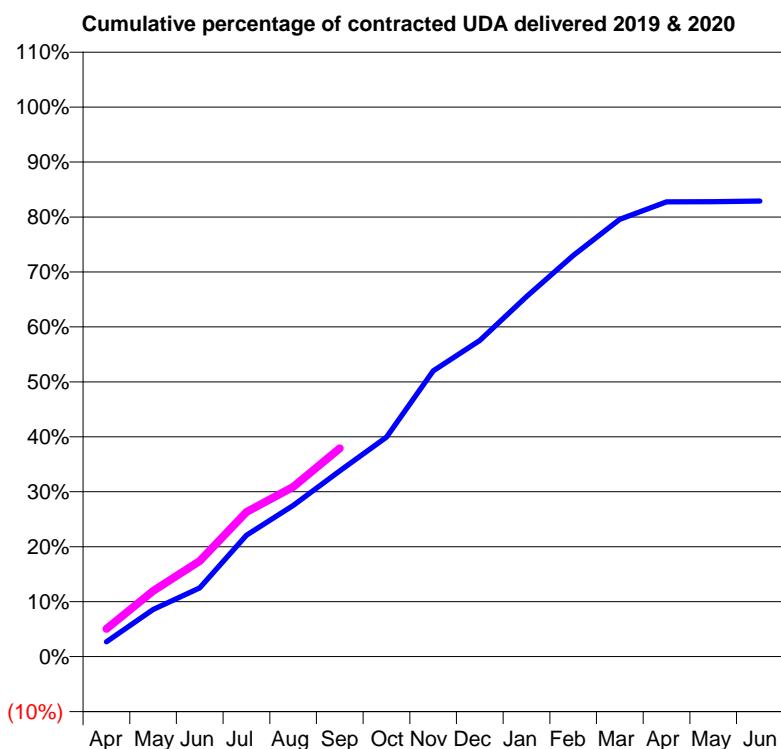
19/20 Contracted general activity (UDA)	11,957
Carry forward general activity (UDA)	0
19/20 Contracted orthodontic activity (UOA)	0
Carry forward orthodontic activity (UOA)	0
Baseline contract value	£364,659.03

### ACCESS\*

Patients seen in 24 months	Total	Change since previous quarter
Quarter ending September 2018	4,651	
Quarter ending December 2018	4,831	↑
Quarter ending March 2019	4,889	→
Quarter ending June 2019	4,916	→
Quarter ending September 2019	4,906	→
<b>Variance since September 2018</b>	<b>5.5%</b>	<b>↑</b>



### ACTIVITY



Month	Adjusted Scheduled Activity (UDA)	
	2019	2020
April	325	604
May	1,025	1,430
June	1,494	2,082
July	2,641	3,148
August	3,290	3,691
September	4,041	4,534
October	4,776	
November	6,216	
December	6,879	
January	7,834	
February	8,731	
March	9,515	
April	9,894	
May	9,897	
June	9,914	

### QUALITY

	Quantity	Base Number	Contract	AT	Region	England
% of FP17s for the same patient ID Re-attending within 3 months - Children	36	643	5.6%	10.1%	12.1%	11.5%
% of FP17s for the same patient ID Re-attending within 3 months - Adults	197	1,926	10.2%	13.4%	15.6%	15.4%
% of FP17s for the same patient ID Re-attending between 3 & 9 months - Children	306	643	47.6%	63.4%	61.2%	59.7%
% of FP17s for the same patient ID Re-attending between 3 & 9 months - Adults	608	1,926	31.6%	56.9%	54.3%	51.7%
% of FP17s for Band 1 Urgent Courses	129	2,328	5.5%	7.5%	9.1%	9.2%
% of FP17s Relating to Free Repair or Replacements	15	2,328	0.6%	0.9%	0.9%	0.7%
% of FP17s Relating to Continuations	24	2,328	1.0%	0.9%	1.0%	0.8%
% of Patients satisfied with the dentistry they have received	0	0	N/A	94.6%	94.4%	93.5%
% of Patients satisfied with the time they had to wait for an appointment	0	0	N/A	86.1%	88.1%	87.4%

\* This is based on patients treated on this contract for their most recent course of treatment. Figures in italics indicate the base number of FP17s or Patient Questionnaire responses are less than 100. N/A is shown where the base number of responses is less than 10 during the period. % is calculated as Quantity/Base number\*100

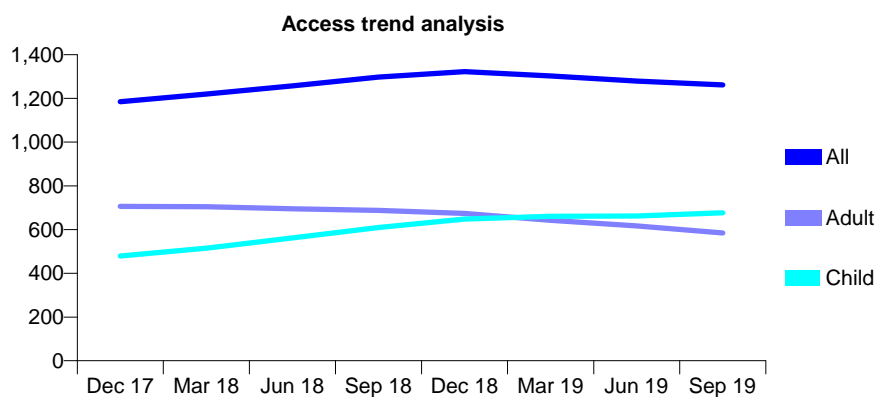
## Q52 - Vital Signs At a Glance Contract Report for 22526/0001 - September 2019

Name or company name	MR MR HANSON
Contract type name	GDS Contract
Purpose of contract	General
Contract start date	01/04/2006
Contract end date	

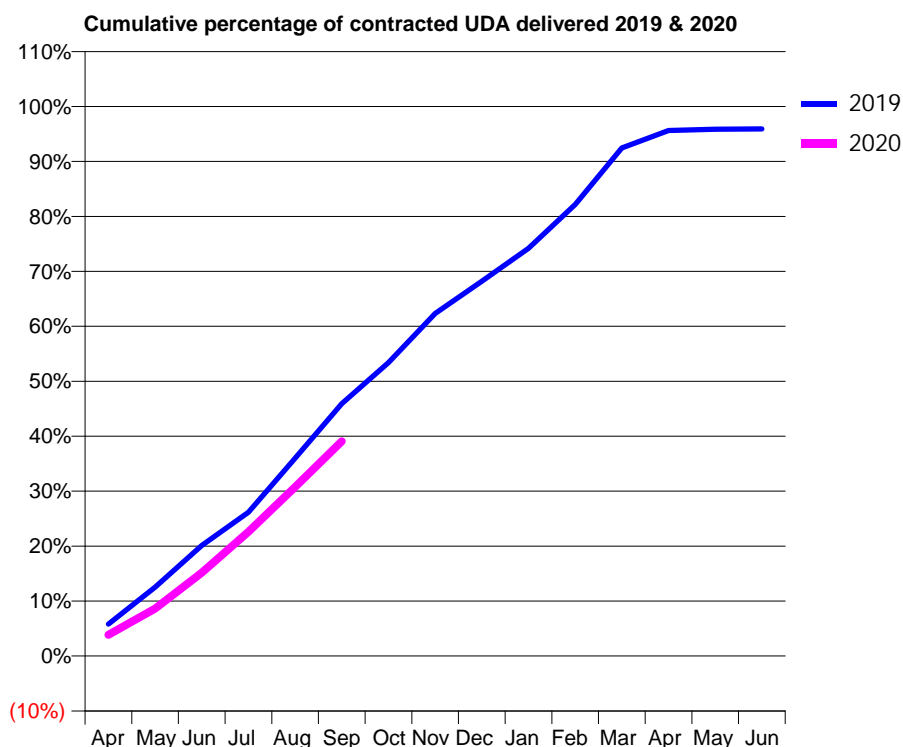
19/20 Contracted general activity (UDA)	4,896
Carry forward general activity (UDA)	0
19/20 Contracted orthodontic activity (UOA)	0
Carry forward orthodontic activity (UOA)	0
Baseline contract value	£140,513.54

### ACCESS\*

Patients seen in 24 months	Total	Change since previous quarter
Quarter ending September 2018	1,298	
Quarter ending December 2018	1,322	→
Quarter ending March 2019	1,303	↓
Quarter ending June 2019	1,279	↓
Quarter ending September 2019	1,262	↓
<b>Variance since September 2018</b>	<b>(2.8%)</b>	<b>↓</b>



### ACTIVITY



Month	Adjusted Scheduled Activity (UDA)	
	2019	2020
April	284	189
May	613	422
June	984	742
July	1,282	1,108
August	1,763	1,505
September	2,248	1,914
October	2,614	
November	3,051	
December	3,339	
January	3,632	
February	4,024	
March	4,526	
April	4,682	
May	4,694	
June	4,696	

### QUALITY

	Quantity	Base Number	Contract	AT	Region	England
% of FP17s for the same patient ID Re-attending within 3 months - Children	89	740	12.0%	10.1%	12.1%	11.5%
% of FP17s for the same patient ID Re-attending within 3 months - Adults	44	311	14.1%	13.4%	15.6%	15.4%
% of FP17s for the same patient ID Re-attending between 3 & 9 months - Children	538	740	72.7%	63.4%	61.2%	59.7%
% of FP17s for the same patient ID Re-attending between 3 & 9 months - Adults	222	311	71.4%	56.9%	54.3%	51.7%
% of FP17s for Band 1 Urgent Courses	25	979	2.6%	7.5%	9.1%	9.2%
% of FP17s Relating to Free Repair or Replacements	0	979	0.0%	0.9%	0.9%	0.7%
% of FP17s Relating to Continuations	5	979	0.5%	0.9%	1.0%	0.8%
% of Patients satisfied with the dentistry they have received	0	0	N/A	94.6%	94.4%	93.5%
% of Patients satisfied with the time they had to wait for an appointment	0	0	N/A	86.1%	88.1%	87.4%

\* This is based on patients treated on this contract for their most recent course of treatment. Figures in italics indicate the base number of FP17s or Patient Questionnaire responses are less than 100. N/A is shown where the base number of responses is less than 10 during the period. % is calculated as Quantity/Base number\*100

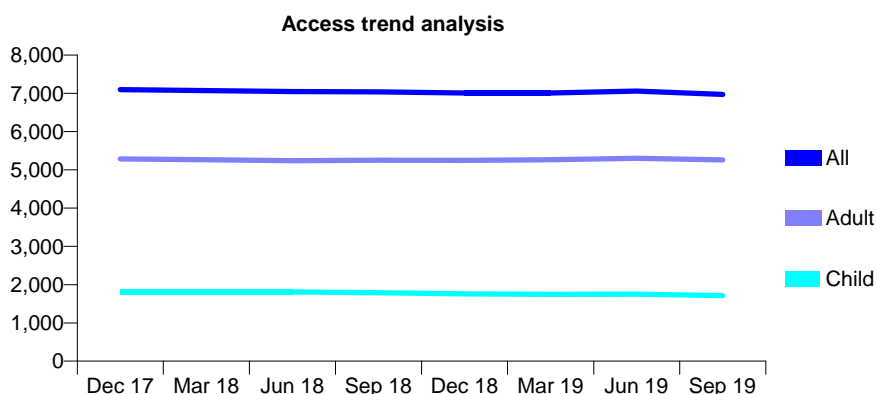
## Q52 - Vital Signs At a Glance Contract Report for 224804/0001 - September 2019

Name or company name	Linthwaite Dental Health Centre
Contract type name	GDS Contract
Purpose of contract	General
Contract start date	01/04/2006
Contract end date	

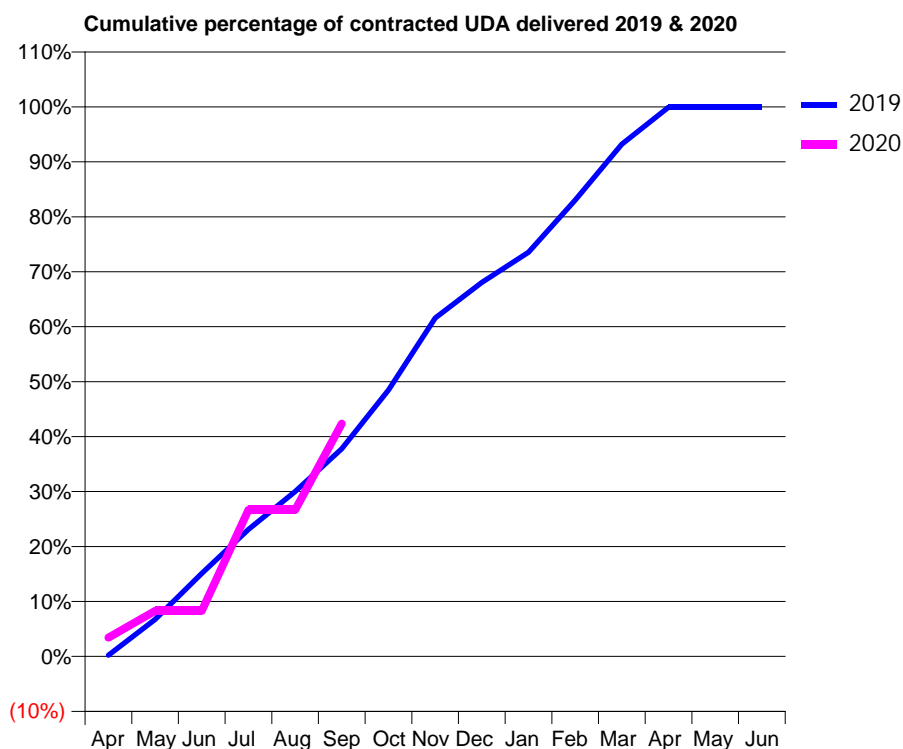
19/20 Contracted general activity (UDA)	19,900
Carry forward general activity (UDA)	11
19/20 Contracted orthodontic activity (UOA)	0
Carry forward orthodontic activity (UOA)	0
Baseline contract value	£608,343.35

### ACCESS\*

Patients seen in 24 months	Total	Change since previous quarter
Quarter ending September 2018	7,036	
Quarter ending December 2018	7,009	→
Quarter ending March 2019	7,009	→
Quarter ending June 2019	7,057	→
Quarter ending September 2019	6,969	↓
<b>Variance since September 2018</b>	<b>(1.0%)</b>	<b>→</b>



### ACTIVITY



Month	Adjusted Scheduled Activity (UDA)	
	2019	2020
April	47	682
May	1,344	1,650
June	3,004	1,650
July	4,600	5,307
August	5,972	5,307
September	7,524	8,427
October	9,646	
November	12,255	
December	13,544	
January	14,637	
February	16,521	
March	18,544	
April	19,884	
May	19,889	
June	19,889	

### QUALITY

	Quantity	Base Number	Contract	AT	Region	England
% of FP17s for the same patient ID Re-attending within 3 months - Children	144	1,471	9.8%	10.1%	12.1%	11.5%
% of FP17s for the same patient ID Re-attending within 3 months - Adults	564	4,293	13.1%	13.4%	15.6%	15.4%
% of FP17s for the same patient ID Re-attending between 3 & 9 months - Children	1,003	1,471	68.2%	63.4%	61.2%	59.7%
% of FP17s for the same patient ID Re-attending between 3 & 9 months - Adults	2,829	4,293	65.9%	56.9%	54.3%	51.7%
% of FP17s for Band 1 Urgent Courses	243	5,105	4.8%	7.5%	9.1%	9.2%
% of FP17s Relating to Free Repair or Replacements	47	5,105	0.9%	0.9%	0.9%	0.7%
% of FP17s Relating to Continuations	25	5,105	0.5%	0.9%	1.0%	0.8%
% of Patients satisfied with the dentistry they have received	2	3	N/A	94.6%	94.4%	93.5%
% of Patients satisfied with the time they had to wait for an appointment	3	3	N/A	86.1%	88.1%	87.4%

\* This is based on patients treated on this contract for their most recent course of treatment.

Figures in italics indicate the base number of FP17s or Patient Questionnaire responses are less than 100. N/A is shown where the base number of responses is less than 10 during the period. % is calculated as Quantity/Base number\*100

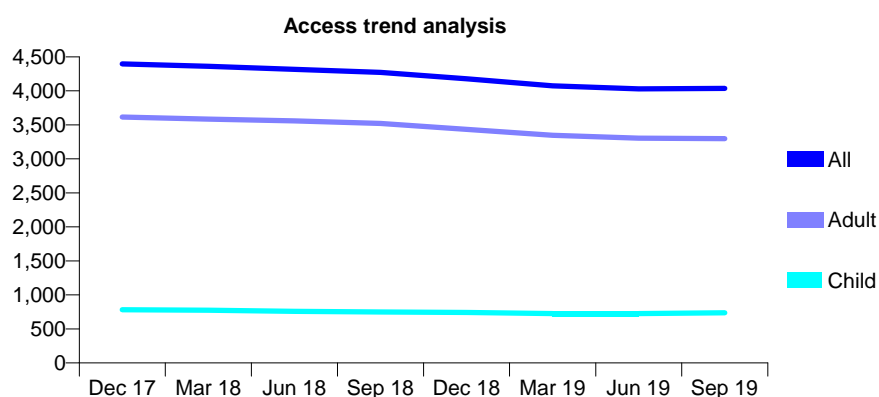
## Q52 - Vital Signs At a Glance Contract Report for 224839/0001 - September 2019

Name or company name	Mr JD Alker & Mr JF Slater
Contract type name	GDS Contract
Purpose of contract	General
Contract start date	01/04/2006
Contract end date	

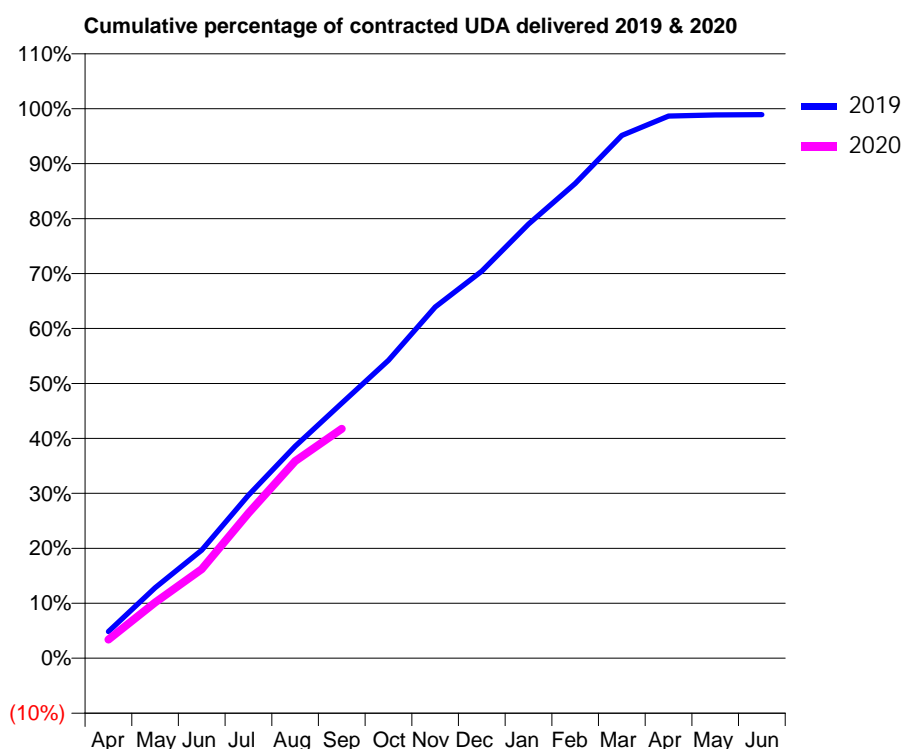
19/20 Contracted general activity (UDA)	14,253
Carry forward general activity (UDA)	156
19/20 Contracted orthodontic activity (UOA)	0
Carry forward orthodontic activity (UOA)	0
Baseline contract value	£433,083.63

### ACCESS\*

Patients seen in 24 months	Total	Change since previous quarter
Quarter ending September 2018	4,271	
Quarter ending December 2018	4,177	↓
Quarter ending March 2019	4,073	↓
Quarter ending June 2019	4,030	↓
Quarter ending September 2019	4,037	→
<b>Variance since September 2018</b>	<b>(5.5%)</b>	<b>↓</b>



### ACTIVITY



Month	2019	2020
April	695	484
May	1,829	1,449
June	2,803	2,310
July	4,228	3,762
August	5,497	5,109
September	6,614	5,952
October	7,728	
November	9,110	
December	10,038	
January	11,260	
February	12,314	
March	13,559	
April	14,063	
May	14,088	
June	14,097	

### QUALITY

	Quantity	Base Number	Contract	AT	Region	England
% of FP17s for the same patient ID Re-attending within 3 months - Children	48	651	7.4%	10.1%	12.1%	11.5%
% of FP17s for the same patient ID Re-attending within 3 months - Adults	372	2,897	12.8%	13.4%	15.6%	15.4%
% of FP17s for the same patient ID Re-attending between 3 & 9 months - Children	438	651	67.3%	63.4%	61.2%	59.7%
% of FP17s for the same patient ID Re-attending between 3 & 9 months - Adults	2,090	2,897	72.1%	56.9%	54.3%	51.7%
% of FP17s for Band 1 Urgent Courses	131	3,320	3.9%	7.5%	9.1%	9.2%
% of FP17s Relating to Free Repair or Replacements	71	3,320	2.1%	0.9%	0.9%	0.7%
% of FP17s Relating to Continuations	44	3,320	1.3%	0.9%	1.0%	0.8%
% of Patients satisfied with the dentistry they have received	1	1	N/A	94.6%	94.4%	93.5%
% of Patients satisfied with the time they had to wait for an appointment	1	1	N/A	86.1%	88.1%	87.4%

\* This is based on patients treated on this contract for their most recent course of treatment. Figures in italics indicate the base number of FP17s or Patient Questionnaire responses are less than 100. N/A is shown where the base number of responses is less than 10 during the period. % is calculated as Quantity/Base number\*100

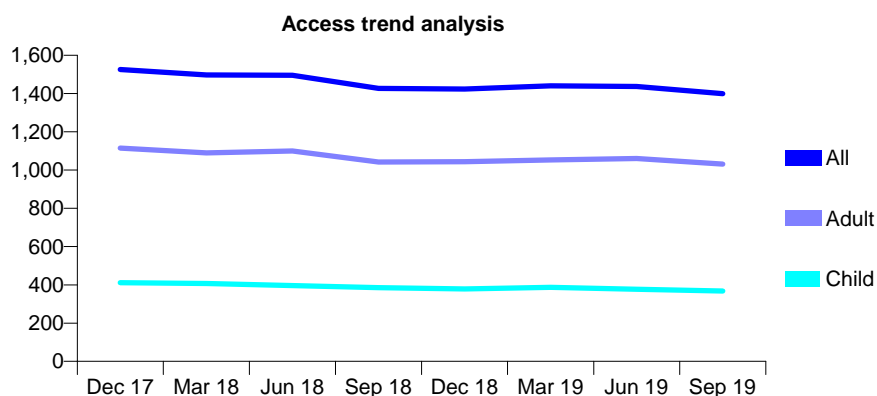
## Q52 - Vital Signs At a Glance Contract Report for 228672/0001 - September 2019

Name or company name	Bridge Street Dental Practice
Contract type name	GDS Contract
Purpose of contract	General
Contract start date	01/04/2006
Contract end date	

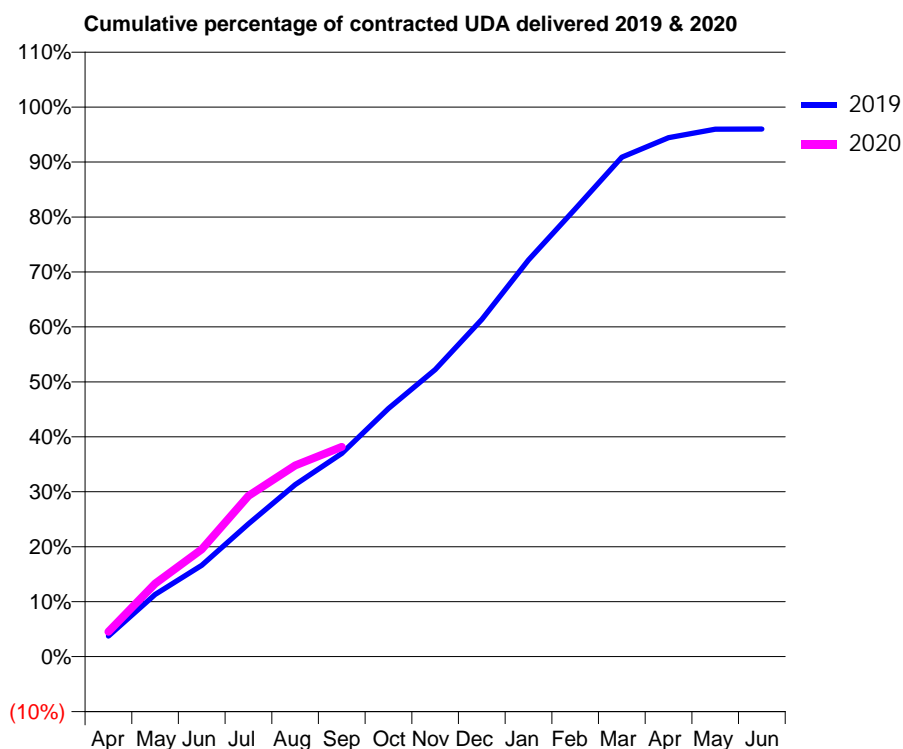
19/20 Contracted general activity (UDA)	5,297
Carry forward general activity (UDA)	0
19/20 Contracted orthodontic activity (UOA)	0
Carry forward orthodontic activity (UOA)	0
Baseline contract value	£152,941.07

### ACCESS\*

Patients seen in 24 months	Total	Change since previous quarter
Quarter ending September 2018	1,427	
Quarter ending December 2018	1,423	→
Quarter ending March 2019	1,440	→
Quarter ending June 2019	1,437	→
Quarter ending September 2019	1,399	↓
<b>Variance since September 2018</b>	<b>(2.0%)</b>	<b>↓</b>



### ACTIVITY



Month	Adjusted Scheduled Activity (UDA)	
	2019	2020
April	199	240
May	600	704
June	880	1,034
July	1,280	1,550
August	1,657	1,842
September	1,958	2,021
October	2,391	
November	2,767	
December	3,250	
January	3,824	
February	4,315	
March	4,813	
April	5,002	
May	5,083	
June	5,084	

### QUALITY

	Quantity	Base Number	Contract	AT	Region	England
% of FP17s for the same patient ID Re-attending within 3 months - Children	20	337	5.9%	10.1%	12.1%	11.5%
% of FP17s for the same patient ID Re-attending within 3 months - Adults	145	724	20.0%	13.4%	15.6%	15.4%
% of FP17s for the same patient ID Re-attending between 3 & 9 months - Children	263	337	78.0%	63.4%	61.2%	59.7%
% of FP17s for the same patient ID Re-attending between 3 & 9 months - Adults	383	724	52.9%	56.9%	54.3%	51.7%
% of FP17s for Band 1 Urgent Courses	16	998	1.6%	7.5%	9.1%	9.2%
% of FP17s Relating to Free Repair or Replacements	86	998	8.6%	0.9%	0.9%	0.7%
% of FP17s Relating to Continuations	31	998	3.1%	0.9%	1.0%	0.8%
% of Patients satisfied with the dentistry they have received	1	1	N/A	94.6%	94.4%	93.5%
% of Patients satisfied with the time they had to wait for an appointment	1	1	N/A	86.1%	88.1%	87.4%

\* This is based on patients treated on this contract for their most recent course of treatment. Figures in italics indicate the base number of FP17s or Patient Questionnaire responses are less than 100. N/A is shown where the base number of responses is less than 10 during the period. % is calculated as Quantity/Base number\*100



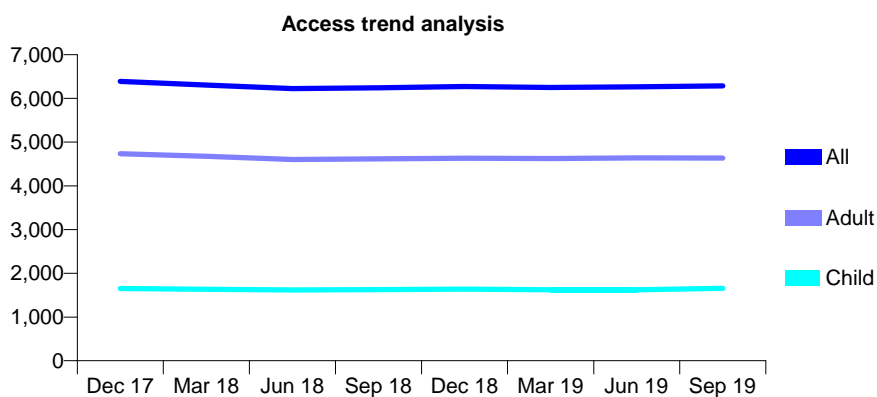
## Q52 - Vital Signs At a Glance Contract Report for 230200/0001 - September 2019

Name or company name	MR SJ GARDNER
Contract type name	GDS Contract
Purpose of contract	General
Contract start date	01/04/2006
Contract end date	

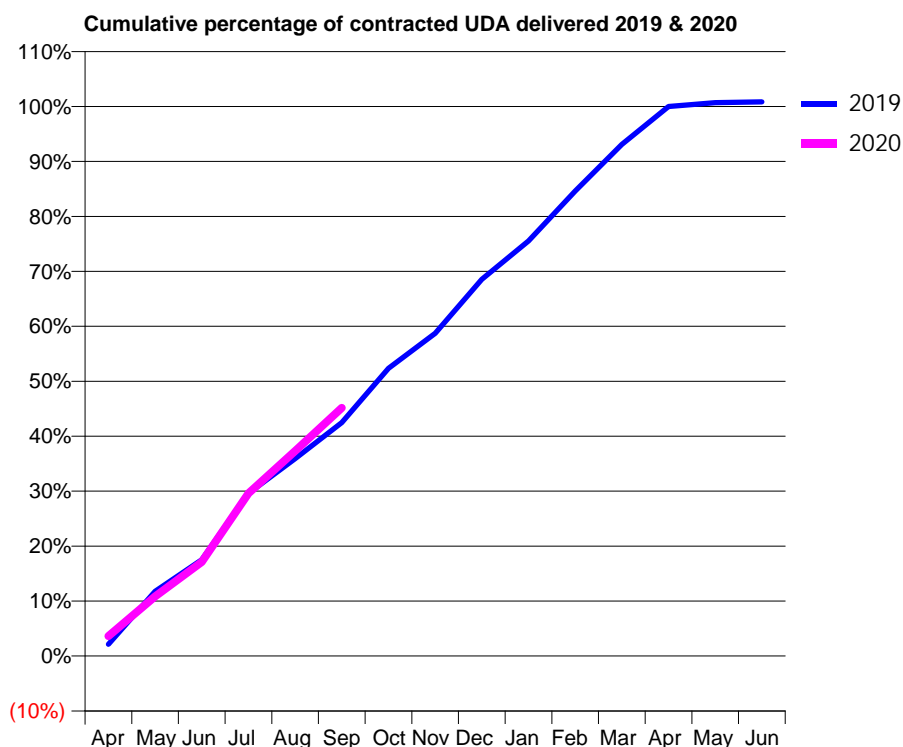
19/20 Contracted general activity (UDA)	17,700
Carry forward general activity (UDA)	-147
19/20 Contracted orthodontic activity (UOA)	0
Carry forward orthodontic activity (UOA)	0
Baseline contract value	£550,852.93

### ACCESS\*

Patients seen in 24 months	Total	Change since previous quarter
Quarter ending September 2018	6,242	
Quarter ending December 2018	6,273	→
Quarter ending March 2019	6,250	→
Quarter ending June 2019	6,262	→
Quarter ending September 2019	6,289	→
<b>Variance since September 2018</b>	<b>0.8%</b>	<b>→</b>



### ACTIVITY



Month	Adjusted Scheduled Activity (UDA)	
	2019	2020
April	380	644
May	2,086	1,921
June	3,099	3,032
July	5,236	5,243
August	6,357	6,607
September	7,521	7,992
October	9,269	
November	10,397	
December	12,133	
January	13,368	
February	14,974	
March	16,473	
April	17,697	
May	17,823	
June	17,847	

### QUALITY

	Quantity	Base Number	Contract	AT	Region	England
% of FP17s for the same patient ID Re-attending within 3 months - Children	105	1,158	9.1%	10.1%	12.1%	11.5%
% of FP17s for the same patient ID Re-attending within 3 months - Adults	708	3,930	18.0%	13.4%	15.6%	15.4%
% of FP17s for the same patient ID Re-attending between 3 & 9 months - Children	555	1,158	47.9%	63.4%	61.2%	59.7%
% of FP17s for the same patient ID Re-attending between 3 & 9 months - Adults	2,211	3,930	56.3%	56.9%	54.3%	51.7%
% of FP17s for Band 1 Urgent Courses	541	4,340	12.5%	7.5%	9.1%	9.2%
% of FP17s Relating to Free Repair or Replacements	41	4,340	0.9%	0.9%	0.9%	0.7%
% of FP17s Relating to Continuations	9	4,340	0.2%	0.9%	1.0%	0.8%
% of Patients satisfied with the dentistry they have received	0	0	N/A	94.6%	94.4%	93.5%
% of Patients satisfied with the time they had to wait for an appointment	0	0	N/A	86.1%	88.1%	87.4%

\* This is based on patients treated on this contract for their most recent course of treatment. Figures in italics indicate the base number of FP17s or Patient Questionnaire responses are less than 100. N/A is shown where the base number of responses is less than 10 during the period. % is calculated as Quantity/Base number\*100

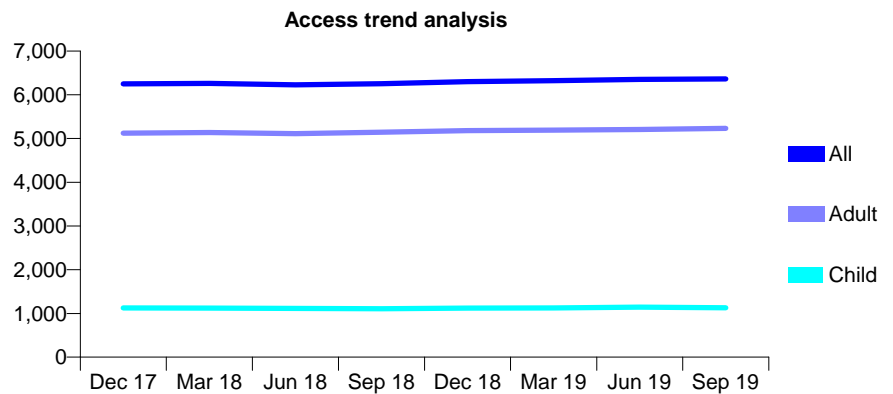
## Q52 - Vital Signs At a Glance Contract Report for 231010/0001 - September 2019

Name or company name	MR WS MALACH
Contract type name	Pilot Contract
Purpose of contract	General
Contract start date	01/04/2006
Contract end date	31/03/2021

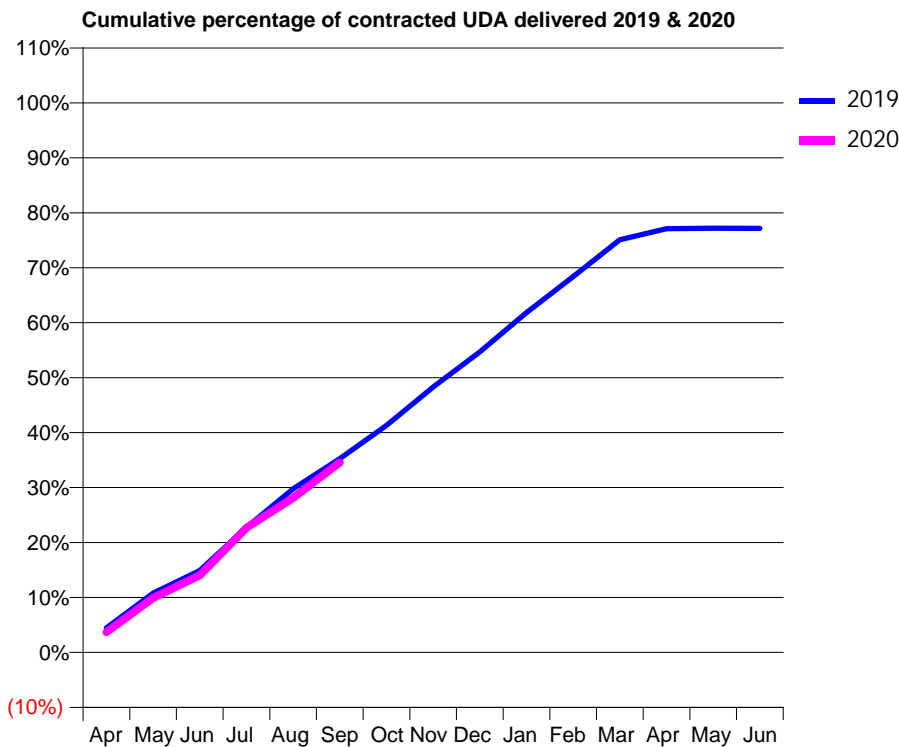
19/20 Contracted general activity (UDA)	21,490
Carry forward general activity (UDA)	0
19/20 Contracted orthodontic activity (UOA)	0
Carry forward orthodontic activity (UOA)	0
Baseline contract value	£646,275.70

### ACCESS\*

Patients seen in 24 months	Total	Change since previous quarter
Quarter ending September 2018	6,253	
Quarter ending December 2018	6,301	→
Quarter ending March 2019	6,322	→
Quarter ending June 2019	6,351	→
Quarter ending September 2019	6,363	→
<b>Variance since September 2018</b>	<b>1.8%</b>	<b>→</b>



### ACTIVITY



Month	Adjusted Scheduled Activity (UDA)	
	2019	2020
April	963	790
May	2,318	2,128
June	3,199	3,013
July	4,894	4,874
August	6,399	6,043
September	7,577	7,425
October	8,877	
November	10,380	
December	11,754	
January	13,289	
February	14,699	
March	16,138	
April	16,573	
May	16,584	
June	16,582	

### QUALITY

	Quantity	Base Number	Contract	AT	Region	England
% of FP17s for the same patient ID Re-attending within 3 months - Children	83	898	9.2%	10.1%	12.1%	11.5%
% of FP17s for the same patient ID Re-attending within 3 months - Adults	502	3,579	14.0%	13.4%	15.6%	15.4%
% of FP17s for the same patient ID Re-attending between 3 & 9 months - Children	585	898	65.1%	63.4%	61.2%	59.7%
% of FP17s for the same patient ID Re-attending between 3 & 9 months - Adults	1,979	3,579	55.3%	56.9%	54.3%	51.7%
% of FP17s for Band 1 Urgent Courses	61	4,208	1.4%	7.5%	9.1%	9.2%
% of FP17s Relating to Free Repair or Replacements	92	4,208	2.2%	0.9%	0.9%	0.7%
% of FP17s Relating to Continuations	18	4,208	0.4%	0.9%	1.0%	0.8%
% of Patients satisfied with the dentistry they have received	0	1	N/A	94.6%	94.4%	93.5%
% of Patients satisfied with the time they had to wait for an appointment	0	1	N/A	86.1%	88.1%	87.4%

\* This is based on patients treated on this contract for their most recent course of treatment. Figures in italics indicate the base number of FP17s or Patient Questionnaire responses are less than 100. N/A is shown where the base number of responses is less than 10 during the period. % is calculated as Quantity/Base number\*100

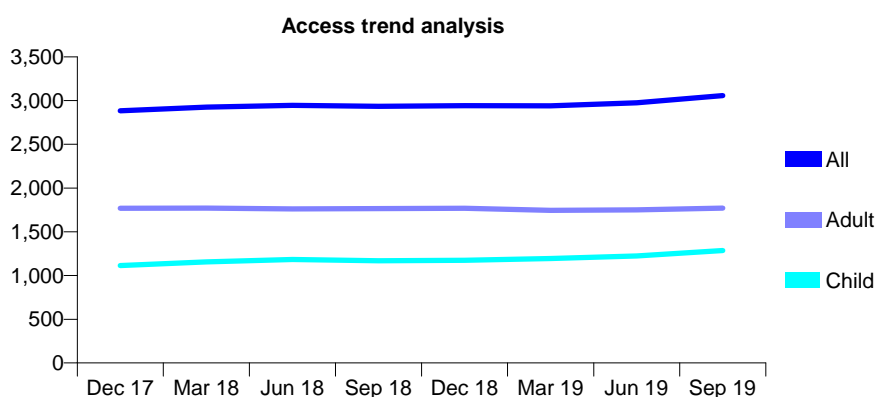
## Q52 - Vital Signs At a Glance Contract Report for 233013/0003 - September 2019

Name or company name	MR IS BOYD
Contract type name	GDS Contract
Purpose of contract	General
Contract start date	01/07/2009
Contract end date	

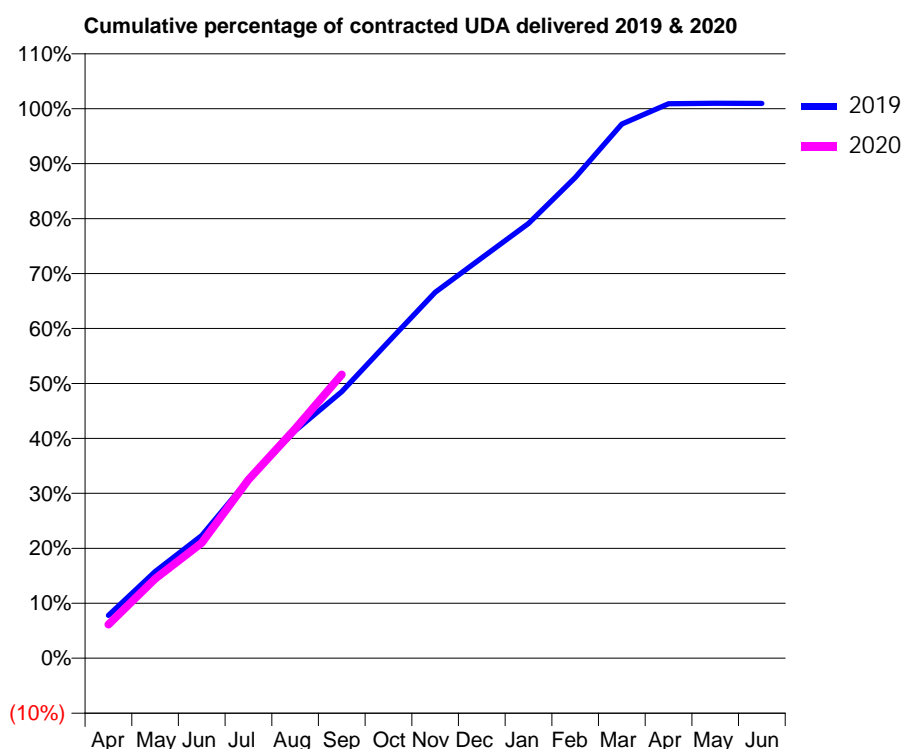
19/20 Contracted general activity (UDA)	8,600
Carry forward general activity (UDA)	-84
19/20 Contracted orthodontic activity (UOA)	0
Carry forward orthodontic activity (UOA)	0
Baseline contract value	£274,325.44

### ACCESS\*

Patients seen in 24 months	Total	Change since previous quarter
Quarter ending September 2018	2,935	
Quarter ending December 2018	2,941	→
Quarter ending March 2019	2,940	→
Quarter ending June 2019	2,974	→
Quarter ending September 2019	3,057	↑
<b>Variance since September 2018</b>	<b>4.2%</b>	<b>↑</b>



### ACTIVITY



Month	2019	2020
April	671	527
May	1,356	1,243
June	1,920	1,805
July	2,800	2,794
August	3,561	3,591
September	4,171	4,440
October	4,953	
November	5,726	
December	6,264	
January	6,803	
February	7,522	
March	8,359	
April	8,677	
May	8,685	
June	8,684	

### QUALITY

	Quantity	Base Number	Contract	AT	Region	England
% of FP17s for the same patient ID Re-attending within 3 months - Children	38	1,114	3.4%	10.1%	12.1%	11.5%
% of FP17s for the same patient ID Re-attending within 3 months - Adults	267	1,713	15.6%	13.4%	15.6%	15.4%
% of FP17s for the same patient ID Re-attending between 3 & 9 months - Children	761	1,114	68.3%	63.4%	61.2%	59.7%
% of FP17s for the same patient ID Re-attending between 3 & 9 months - Adults	1,208	1,713	70.5%	56.9%	54.3%	51.7%
% of FP17s for Band 1 Urgent Courses	108	2,653	4.1%	7.5%	9.1%	9.2%
% of FP17s Relating to Free Repair or Replacements	5	2,653	0.2%	0.9%	0.9%	0.7%
% of FP17s Relating to Continuations	19	2,653	0.7%	0.9%	1.0%	0.8%
% of Patients satisfied with the dentistry they have received	0	0	N/A	94.6%	94.4%	93.5%
% of Patients satisfied with the time they had to wait for an appointment	0	0	N/A	86.1%	88.1%	87.4%

\* This is based on patients treated on this contract for their most recent course of treatment.

Figures in italics indicate the base number of FP17s or Patient Questionnaire responses are less than 100. N/A is shown where the base number of responses is less than 10 during the period. % is calculated as Quantity/Base number\*100

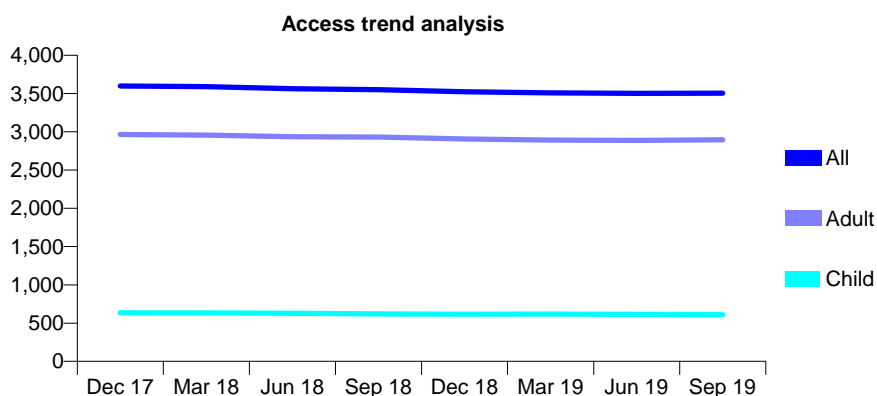
## Q52 - Vital Signs At a Glance Contract Report for 235989/0001 - September 2019

Name or company name	MR MJ CLARKE
Contract type name	GDS Contract
Purpose of contract	General
Contract start date	01/04/2006
Contract end date	

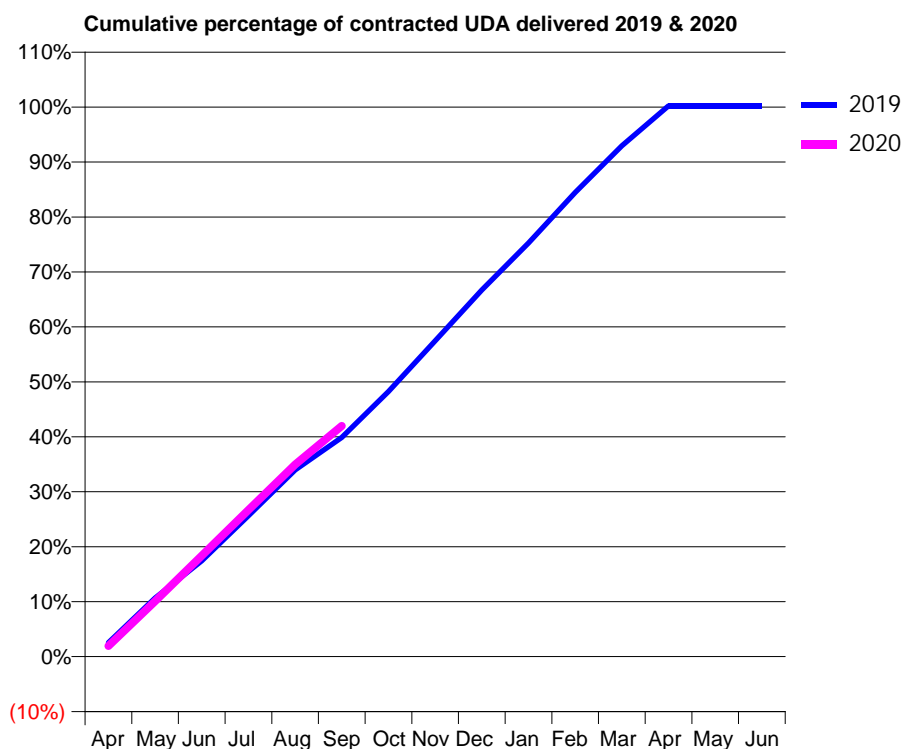
19/20 Contracted general activity (UDA)	10,826
Carry forward general activity (UDA)	-23
19/20 Contracted orthodontic activity (UOA)	0
Carry forward orthodontic activity (UOA)	0
Baseline contract value	£298,830.01

### ACCESS\*

Patients seen in 24 months	Total	Change since previous quarter
Quarter ending September 2018	3,550	
Quarter ending December 2018	3,523	→
Quarter ending March 2019	3,508	→
Quarter ending June 2019	3,502	→
Quarter ending September 2019	3,505	→
<b>Variance since September 2018</b>	<b>(1.3%)</b>	<b>↓</b>



### ACTIVITY



Month	Adjusted Scheduled Activity (UDA)	
	2019	2020
April	277	211
May	1,158	1,092
June	1,888	1,988
July	2,775	2,889
August	3,680	3,785
September	4,319	4,545
October	5,221	
November	6,221	
December	7,222	
January	8,148	
February	9,145	
March	10,063	
April	10,849	
May	10,849	
June	10,849	

### QUALITY

	Quantity	Base Number	Contract	AT	Region	England
% of FP17s for the same patient ID Re-attending within 3 months - Children	18	427	4.2%	10.1%	12.1%	11.5%
% of FP17s for the same patient ID Re-attending within 3 months - Adults	457	2,331	19.6%	13.4%	15.6%	15.4%
% of FP17s for the same patient ID Re-attending between 3 & 9 months - Children	282	427	66.0%	63.4%	61.2%	59.7%
% of FP17s for the same patient ID Re-attending between 3 & 9 months - Adults	1,312	2,331	56.3%	56.9%	54.3%	51.7%
% of FP17s for Band 1 Urgent Courses	141	2,438	5.8%	7.5%	9.1%	9.2%
% of FP17s Relating to Free Repair or Replacements	25	2,438	1.0%	0.9%	0.9%	0.7%
% of FP17s Relating to Continuations	90	2,438	3.7%	0.9%	1.0%	0.8%
% of Patients satisfied with the dentistry they have received	0	0	N/A	94.6%	94.4%	93.5%
% of Patients satisfied with the time they had to wait for an appointment	0	0	N/A	86.1%	88.1%	87.4%

\* This is based on patients treated on this contract for their most recent course of treatment. Figures in italics indicate the base number of FP17s or Patient Questionnaire responses are less than 100. N/A is shown where the base number of responses is less than 10 during the period. % is calculated as Quantity/Base number\*100

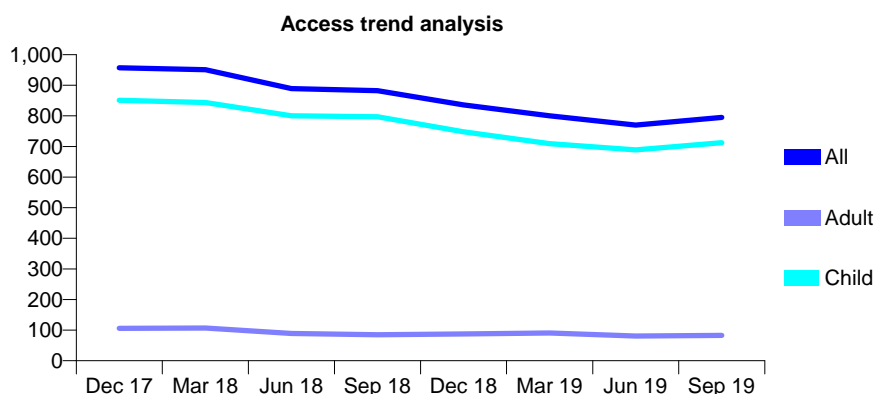
## Q52 - Vital Signs At a Glance Contract Report for 237787/0001 - September 2019

Name or company name	MRS PK GREWAL
Contract type name	GDS Contract
Purpose of contract	General
Contract start date	01/04/2006
Contract end date	

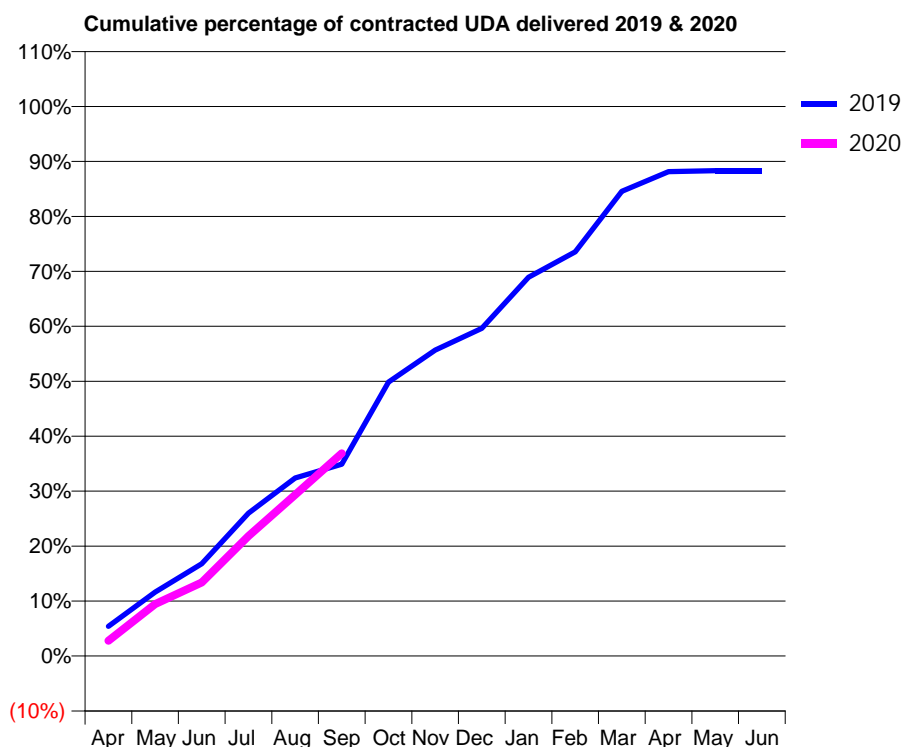
19/20 Contracted general activity (UDA)	1,790
Carry forward general activity (UDA)	0
19/20 Contracted orthodontic activity (UOA)	0
Carry forward orthodontic activity (UOA)	0
Baseline contract value	£40,693.96

### ACCESS\*

Patients seen in 24 months	Total	Change since previous quarter
Quarter ending September 2018	882	
Quarter ending December 2018	836	↓
Quarter ending March 2019	800	↓
Quarter ending June 2019	770	↓
Quarter ending September 2019	795	↑
<b>Variance since September 2018</b>	<b>(9.9%)</b>	<b>↓</b>



### ACTIVITY



Month	Adjusted Scheduled Activity (UDA)	
	2019	2020
April	97	50
May	208	169
June	301	240
July	465	391
August	580	525
September	625	660
October	893	
November	997	
December	1,068	
January	1,233	
February	1,316	
March	1,514	
April	1,578	
May	1,581	
June	1,581	

### QUALITY

	Quantity	Base Number	Contract	AT	Region	England
% of FP17s for the same patient ID Re-attending within 3 months - Children	29	592	4.9%	10.1%	12.1%	11.5%
% of FP17s for the same patient ID Re-attending within 3 months - Adults	0	34	0.0%	13.4%	15.6%	15.4%
% of FP17s for the same patient ID Re-attending between 3 & 9 months - Children	385	592	65.0%	63.4%	61.2%	59.7%
% of FP17s for the same patient ID Re-attending between 3 & 9 months - Adults	22	34	64.7%	56.9%	54.3%	51.7%
% of FP17s for Band 1 Urgent Courses	17	566	3.0%	7.5%	9.1%	9.2%
% of FP17s Relating to Free Repair or Replacements	0	566	0.0%	0.9%	0.9%	0.7%
% of FP17s Relating to Continuations	0	566	0.0%	0.9%	1.0%	0.8%
% of Patients satisfied with the dentistry they have received	0	0	N/A	94.6%	94.4%	93.5%
% of Patients satisfied with the time they had to wait for an appointment	0	0	N/A	86.1%	88.1%	87.4%

\* This is based on patients treated on this contract for their most recent course of treatment. Figures in italics indicate the base number of FP17s or Patient Questionnaire responses are less than 100. N/A is shown where the base number of responses is less than 10 during the period. % is calculated as Quantity/Base number\*100

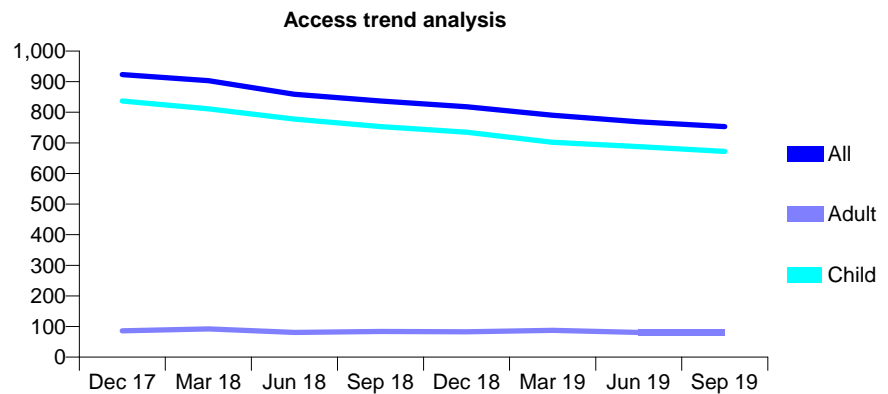
## Q52 - Vital Signs At a Glance Contract Report for 239224/0001 - September 2019

Name or company name	MRS SJ JARDINE
Contract type name	GDS Contract
Purpose of contract	General
Contract start date	01/04/2006
Contract end date	

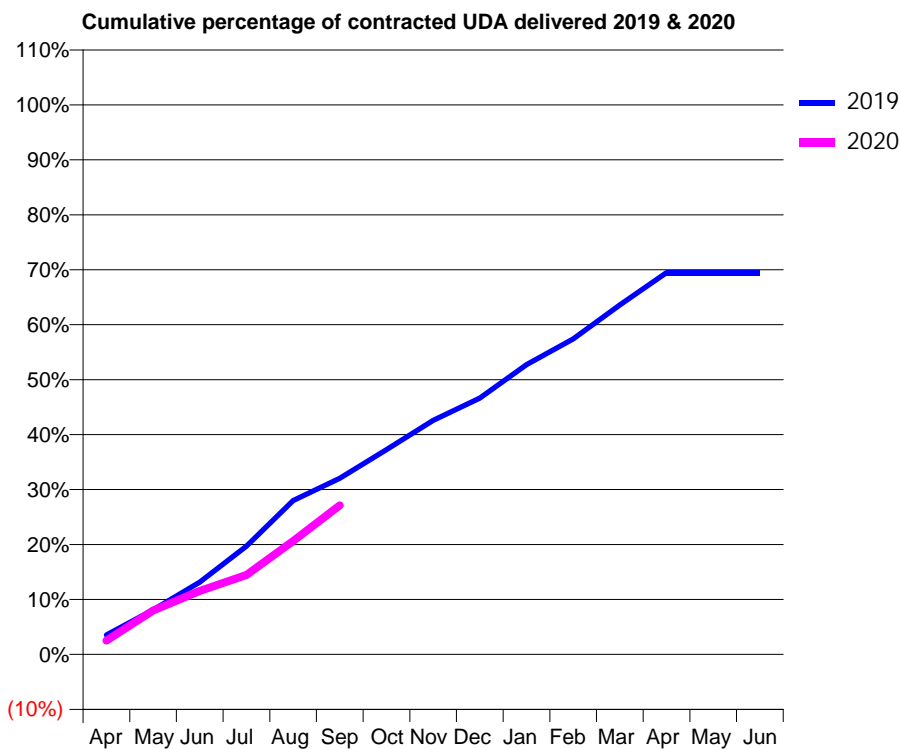
19/20 Contracted general activity (UDA)	2,200
Carry forward general activity (UDA)	0
19/20 Contracted orthodontic activity (UOA)	0
Carry forward orthodontic activity (UOA)	0
Baseline contract value	£48,580.52

### ACCESS\*

Patients seen in 24 months	Total	Change since previous quarter
Quarter ending September 2018	837	
Quarter ending December 2018	818	↓
Quarter ending March 2019	790	↓
Quarter ending June 2019	769	↓
Quarter ending September 2019	753	↓
<b>Variance since September 2018</b>	<b>(10.0%)</b>	<b>↓</b>



### ACTIVITY



Month	2019	2020
April	78	55
May	179	176
June	290	254
July	434	318
August	616	454
September	705	597
October	820	
November	937	
December	1,026	
January	1,160	
February	1,263	
March	1,399	
April	1,528	
May	1,528	
June	1,528	

### QUALITY

	Quantity	Base Number	Contract	AT	Region	England
% of FP17s for the same patient ID Re-attending within 3 months - Children	53	589	9.0%	10.1%	12.1%	11.5%
% of FP17s for the same patient ID Re-attending within 3 months - Adults	0	0	N/A	13.4%	15.6%	15.4%
% of FP17s for the same patient ID Re-attending between 3 & 9 months - Children	429	589	72.8%	63.4%	61.2%	59.7%
% of FP17s for the same patient ID Re-attending between 3 & 9 months - Adults	0	0	N/A	56.9%	54.3%	51.7%
% of FP17s for Band 1 Urgent Courses	16	475	3.4%	7.5%	9.1%	9.2%
% of FP17s Relating to Free Repair or Replacements	0	475	0.0%	0.9%	0.9%	0.7%
% of FP17s Relating to Continuations	0	475	0.0%	0.9%	1.0%	0.8%
% of Patients satisfied with the dentistry they have received	0	0	N/A	94.6%	94.4%	93.5%
% of Patients satisfied with the time they had to wait for an appointment	0	0	N/A	86.1%	88.1%	87.4%

\* This is based on patients treated on this contract for their most recent course of treatment. Figures in italics indicate the base number of FP17s or Patient Questionnaire responses are less than 100. N/A is shown where the base number of responses is less than 10 during the period. % is calculated as Quantity/Base number\*100

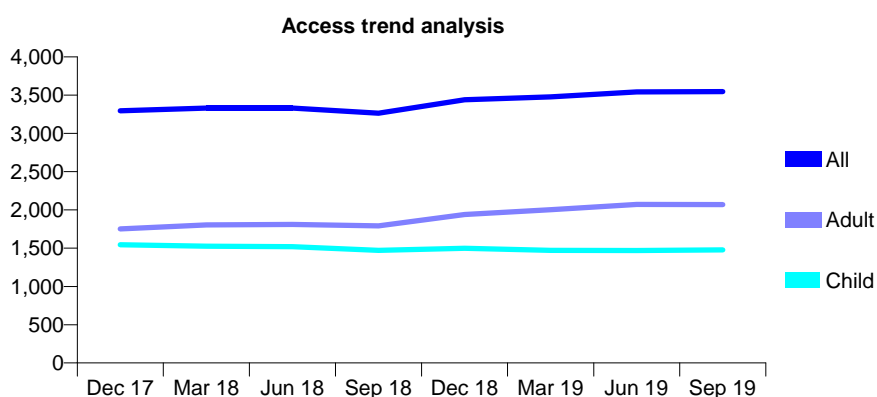
## Q52 - Vital Signs At a Glance Contract Report for 250619/0001 - September 2019

Name or company name	MR SH BASHIR
Contract type name	PDS Contract
Purpose of contract	General
Contract start date	01/04/2006
Contract end date	31/03/2021

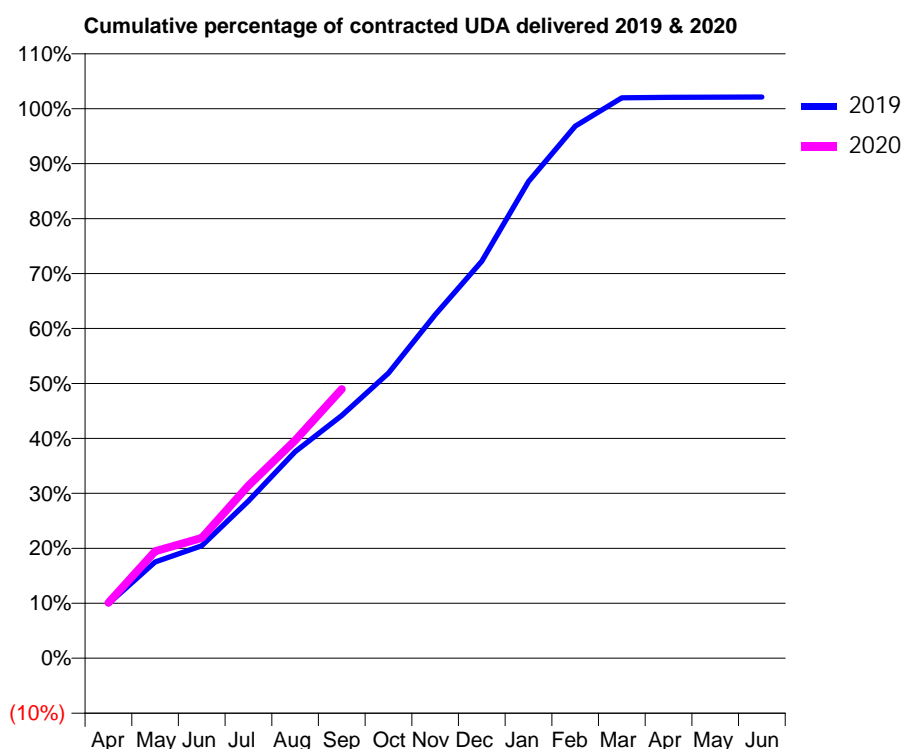
19/20 Contracted general activity (UDA)	8,413
Carry forward general activity (UDA)	-168
19/20 Contracted orthodontic activity (UOA)	0
Carry forward orthodontic activity (UOA)	0
Baseline contract value	£231,005.08

### ACCESS\*

Patients seen in 24 months	Total	Change since previous quarter
Quarter ending September 2018	3,263	
Quarter ending December 2018	3,439	↑
Quarter ending March 2019	3,476	→
Quarter ending June 2019	3,542	→
Quarter ending September 2019	3,546	→
<b>Variance since September 2018</b>	<b>8.7%</b>	<b>↑</b>



### ACTIVITY



Month	2019	2020
April	834	848
May	1,473	1,638
June	1,721	1,841
July	2,408	2,643
August	3,161	3,335
September	3,716	4,119
October	4,366	
November	5,259	
December	6,077	
January	7,298	
February	8,145	
March	8,577	
April	8,587	
May	8,589	
June	8,590	

### QUALITY

	Quantity	Base Number	Contract	AT	Region	England
% of FP17s for the same patient ID Re-attending within 3 months - Children	23	1,282	1.8%	10.1%	12.1%	11.5%
% of FP17s for the same patient ID Re-attending within 3 months - Adults	134	1,411	9.5%	13.4%	15.6%	15.4%
% of FP17s for the same patient ID Re-attending between 3 & 9 months - Children	960	1,282	74.9%	63.4%	61.2%	59.7%
% of FP17s for the same patient ID Re-attending between 3 & 9 months - Adults	890	1,411	63.1%	56.9%	54.3%	51.7%
% of FP17s for Band 1 Urgent Courses	95	2,682	3.5%	7.5%	9.1%	9.2%
% of FP17s Relating to Free Repair or Replacements	9	2,682	0.3%	0.9%	0.9%	0.7%
% of FP17s Relating to Continuations	11	2,682	0.4%	0.9%	1.0%	0.8%
% of Patients satisfied with the dentistry they have received	1	1	N/A	94.6%	94.4%	93.5%
% of Patients satisfied with the time they had to wait for an appointment	0	1	N/A	86.1%	88.1%	87.4%

\* This is based on patients treated on this contract for their most recent course of treatment. Figures in italics indicate the base number of FP17s or Patient Questionnaire responses are less than 100. N/A is shown where the base number of responses is less than 10 during the period. % is calculated as Quantity/Base number\*100

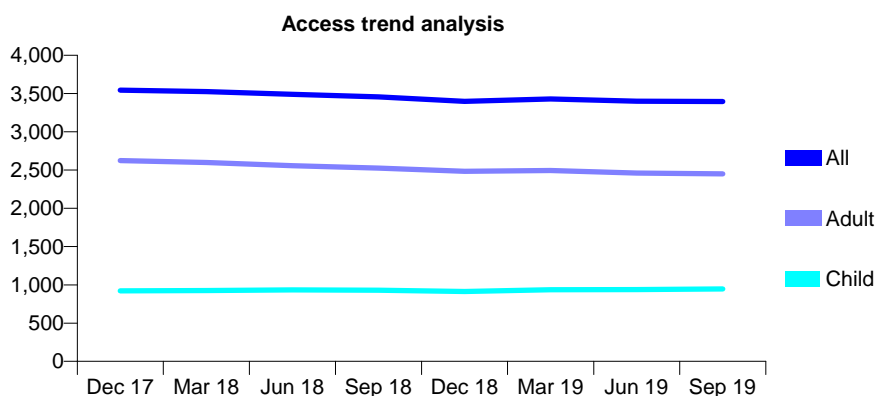
## Q52 - Vital Signs At a Glance Contract Report for 263095/0001 - September 2019

Name or company name	MISS F SHAKOOR
Contract type name	GDS Contract
Purpose of contract	General
Contract start date	01/05/2012
Contract end date	

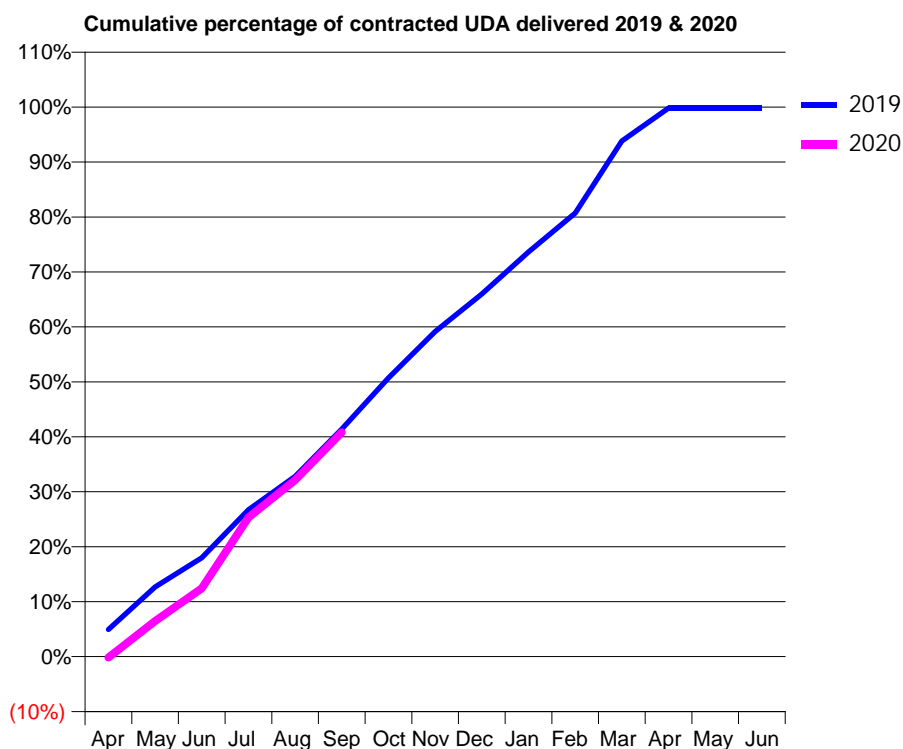
19/20 Contracted general activity (UDA)	11,600
Carry forward general activity (UDA)	20
19/20 Contracted orthodontic activity (UOA)	0
Carry forward orthodontic activity (UOA)	0
Baseline contract value	£377,557.78

### ACCESS\*

Patients seen in 24 months	Total	Change since previous quarter
Quarter ending September 2018	3,456	
Quarter ending December 2018	3,397	↓
Quarter ending March 2019	3,429	→
Quarter ending June 2019	3,400	→
Quarter ending September 2019	3,396	→
<b>Variance since September 2018</b>	<b>(1.7%)</b>	<b>↓</b>



### ACTIVITY



Month	Adjusted Scheduled Activity (UDA)	
	2019	2020
April	573	-20
May	1,471	754
June	2,087	1,439
July	3,100	2,936
August	3,808	3,727
September	4,803	4,733
October	5,882	
November	6,860	
December	7,653	
January	8,542	
February	9,362	
March	10,881	
April	11,580	
May	11,580	
June	11,580	

### QUALITY

	Quantity	Base Number	Contract	AT	Region	England
% of FP17s for the same patient ID Re-attending within 3 months - Children	35	811	4.3%	10.1%	12.1%	11.5%
% of FP17s for the same patient ID Re-attending within 3 months - Adults	207	1,952	10.6%	13.4%	15.6%	15.4%
% of FP17s for the same patient ID Re-attending between 3 & 9 months - Children	579	811	71.4%	63.4%	61.2%	59.7%
% of FP17s for the same patient ID Re-attending between 3 & 9 months - Adults	1,370	1,952	70.2%	56.9%	54.3%	51.7%
% of FP17s for Band 1 Urgent Courses	56	2,522	2.2%	7.5%	9.1%	9.2%
% of FP17s Relating to Free Repair or Replacements	24	2,522	1.0%	0.9%	0.9%	0.7%
% of FP17s Relating to Continuations	33	2,522	1.3%	0.9%	1.0%	0.8%
% of Patients satisfied with the dentistry they have received	2	2	N/A	94.6%	94.4%	93.5%
% of Patients satisfied with the time they had to wait for an appointment	2	2	N/A	86.1%	88.1%	87.4%

\* This is based on patients treated on this contract for their most recent course of treatment. Figures in italics indicate the base number of FP17s or Patient Questionnaire responses are less than 100. N/A is shown where the base number of responses is less than 10 during the period. % is calculated as Quantity/Base number\*100



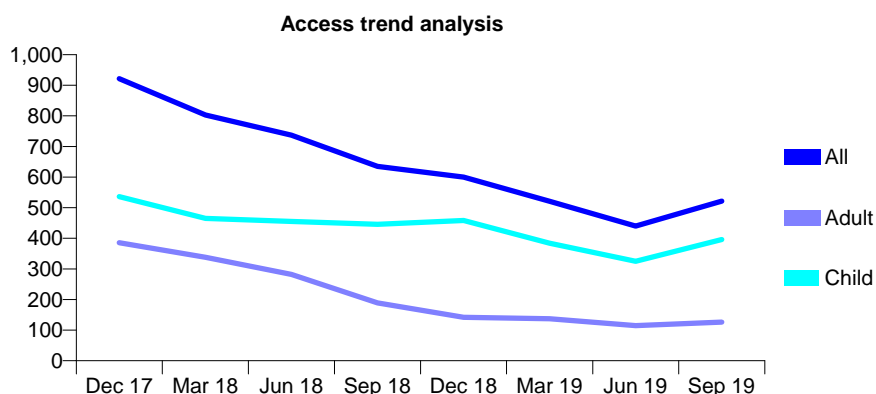
## Q52 - Vital Signs At a Glance Contract Report for 269794/0001 - September 2019

Name or company name	MR MP BROWN
Contract type name	GDS Contract
Purpose of contract	General
Contract start date	02/02/2009
Contract end date	

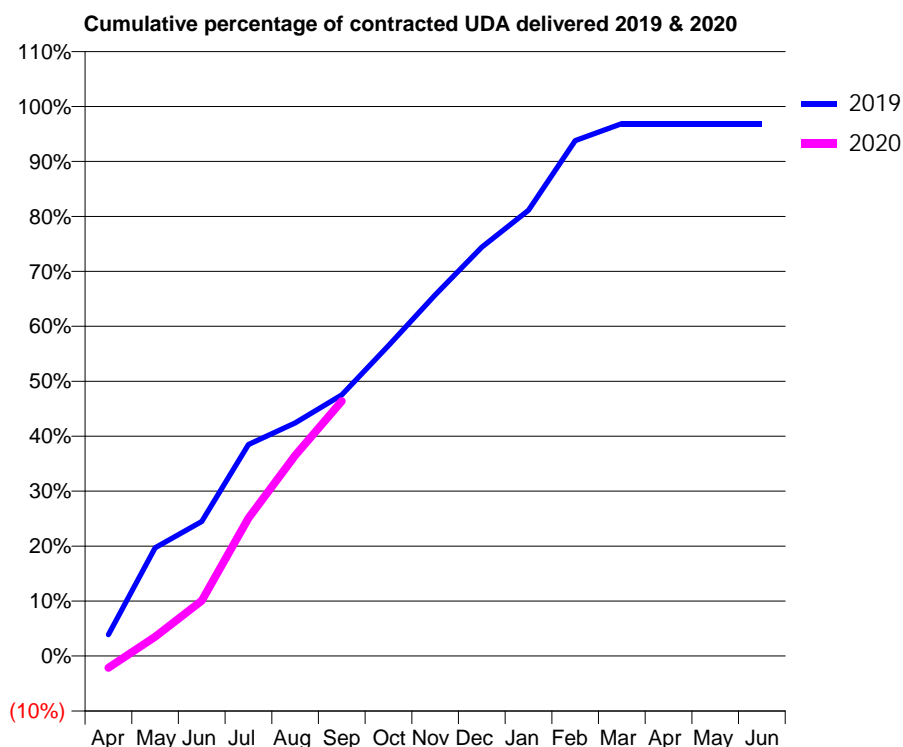
19/20 Contracted general activity (UDA)	1,436
Carry forward general activity (UDA)	45
19/20 Contracted orthodontic activity (UOA)	0
Carry forward orthodontic activity (UOA)	0
Baseline contract value	£50,130.37

### ACCESS\*

Patients seen in 24 months	Total	Change since previous quarter
Quarter ending September 2018	635	
Quarter ending December 2018	600	↓
Quarter ending March 2019	521	↓
Quarter ending June 2019	440	↓
Quarter ending September 2019	522	↑
<b>Variance since September 2018</b>	<b>(17.8%)</b>	<b>↓</b>



### ACTIVITY



Month	Adjusted Scheduled Activity (UDA)	
	2019	2020
April	56	-31
May	283	50
June	351	144
July	553	360
August	609	524
September	682	666
October	811	
November	944	
December	1,068	
January	1,165	
February	1,347	
March	1,391	
April	1,391	
May	1,391	
June	1,391	

### QUALITY

	Quantity	Base Number	Contract	AT	Region	England
% of FP17s for the same patient ID Re-attending within 3 months - Children	21	378	5.6%	10.1%	12.1%	11.5%
% of FP17s for the same patient ID Re-attending within 3 months - Adults	8	88	9.1%	13.4%	15.6%	15.4%
% of FP17s for the same patient ID Re-attending between 3 & 9 months - Children	208	378	55.0%	63.4%	61.2%	59.7%
% of FP17s for the same patient ID Re-attending between 3 & 9 months - Adults	38	88	43.2%	56.9%	54.3%	51.7%
% of FP17s for Band 1 Urgent Courses	11	459	2.4%	7.5%	9.1%	9.2%
% of FP17s Relating to Free Repair or Replacements	0	459	0.0%	0.9%	0.9%	0.7%
% of FP17s Relating to Continuations	7	459	1.5%	0.9%	1.0%	0.8%
% of Patients satisfied with the dentistry they have received	0	0	N/A	94.6%	94.4%	93.5%
% of Patients satisfied with the time they had to wait for an appointment	0	0	N/A	86.1%	88.1%	87.4%

\* This is based on patients treated on this contract for their most recent course of treatment. Figures in italics indicate the base number of FP17s or Patient Questionnaire responses are less than 100. N/A is shown where the base number of responses is less than 10 during the period. % is calculated as Quantity/Base number\*100

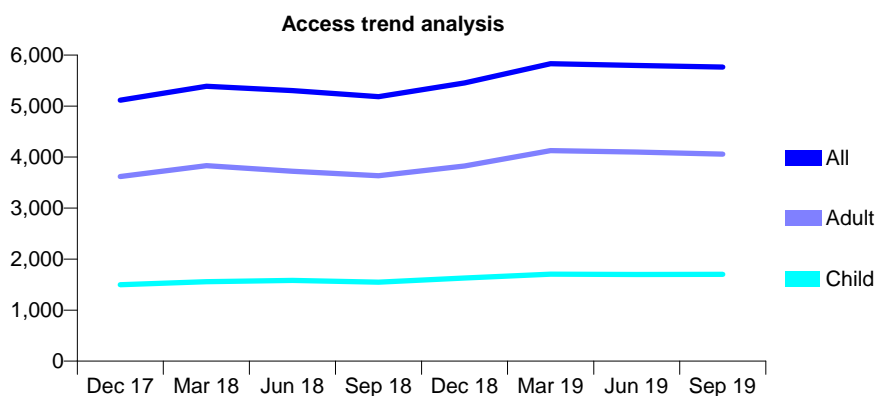
## Q52 - Vital Signs At a Glance Contract Report for 269883/0002 - September 2019

Name or company name	MR MA MANZOOR
Contract type name	GDS Contract
Purpose of contract	General
Contract start date	01/12/2012
Contract end date	

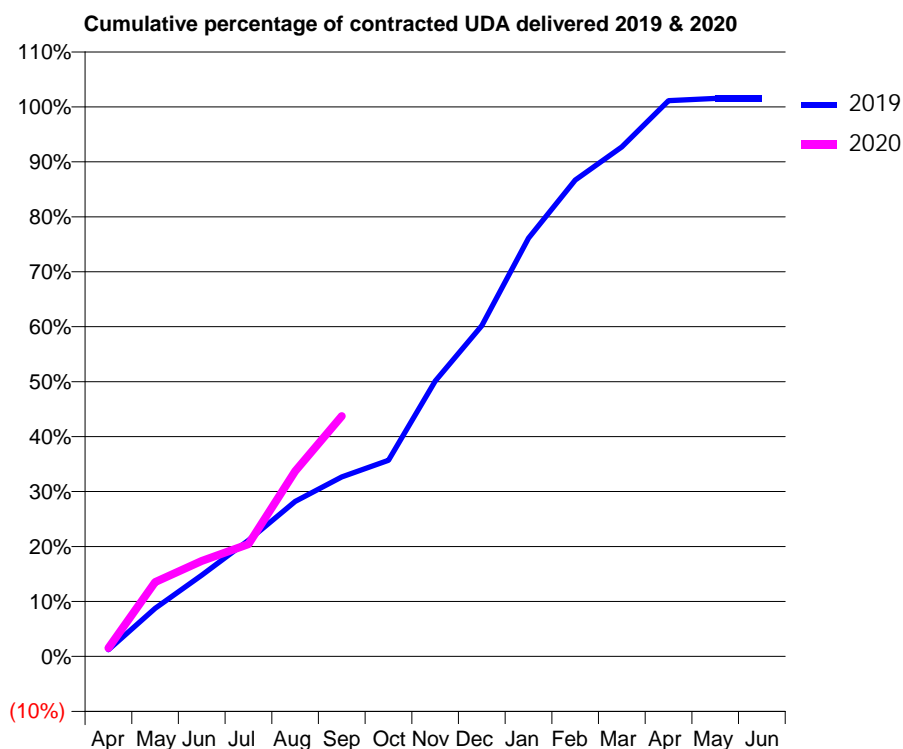
19/20 Contracted general activity (UDA)	17,225
Carry forward general activity (UDA)	-264
19/20 Contracted orthodontic activity (UOA)	0
Carry forward orthodontic activity (UOA)	0
Baseline contract value	£479,457.38

### ACCESS\*

Patients seen in 24 months	Total	Change since previous quarter
Quarter ending September 2018	5,182	
Quarter ending December 2018	5,455	↑
Quarter ending March 2019	5,831	↑
Quarter ending June 2019	5,797	→
Quarter ending September 2019	5,764	→
<b>Variance since September 2018</b>	<b>11.2%</b>	<b>↑</b>



### ACTIVITY



Month	Adjusted Scheduled Activity (UDA)	
	2019	2020
April	205	264
May	1,506	2,332
June	2,547	2,995
July	3,640	3,519
August	4,857	5,807
September	5,630	7,532
October	6,148	
November	8,630	
December	10,366	
January	13,109	
February	14,935	
March	15,971	
April	17,420	
May	17,489	
June	17,489	

### QUALITY

	Quantity	Base Number	Contract	AT	Region	England
% of FP17s for the same patient ID Re-attending within 3 months - Children	99	1,463	6.8%	10.1%	12.1%	11.5%
% of FP17s for the same patient ID Re-attending within 3 months - Adults	362	2,926	12.4%	13.4%	15.6%	15.4%
% of FP17s for the same patient ID Re-attending between 3 & 9 months - Children	1,005	1,463	68.7%	63.4%	61.2%	59.7%
% of FP17s for the same patient ID Re-attending between 3 & 9 months - Adults	1,949	2,926	66.6%	56.9%	54.3%	51.7%
% of FP17s for Band 1 Urgent Courses	162	3,672	4.4%	7.5%	9.1%	9.2%
% of FP17s Relating to Free Repair or Replacements	30	3,672	0.8%	0.9%	0.9%	0.7%
% of FP17s Relating to Continuations	4	3,672	0.1%	0.9%	1.0%	0.8%
% of Patients satisfied with the dentistry they have received	0	0	N/A	94.6%	94.4%	93.5%
% of Patients satisfied with the time they had to wait for an appointment	0	0	N/A	86.1%	88.1%	87.4%

\* This is based on patients treated on this contract for their most recent course of treatment. Figures in italics indicate the base number of FP17s or Patient Questionnaire responses are less than 100. N/A is shown where the base number of responses is less than 10 during the period. % is calculated as Quantity/Base number\*100

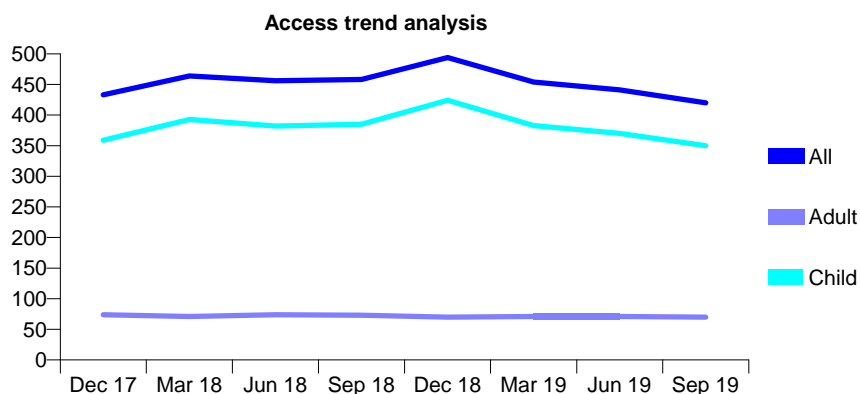
## Q52 - Vital Signs At a Glance Contract Report for 271209/0001 - September 2019

Name or company name	MR PJ MOORE
Contract type name	GDS Contract
Purpose of contract	General
Contract start date	15/09/2006
Contract end date	

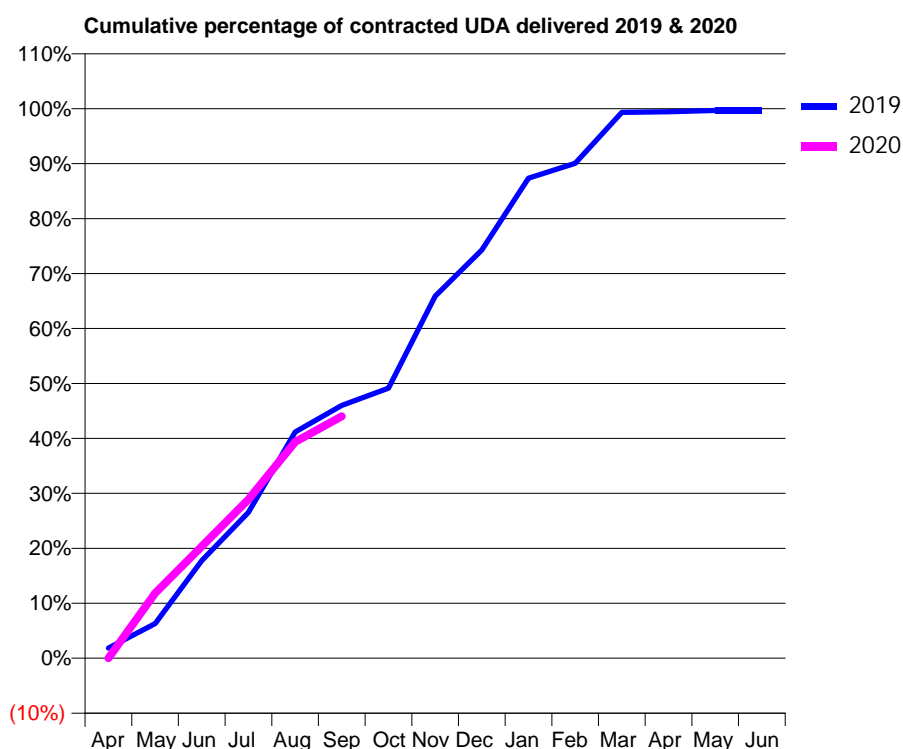
19/20 Contracted general activity (UDA)	806
Carry forward general activity (UDA)	3
19/20 Contracted orthodontic activity (UOA)	0
Carry forward orthodontic activity (UOA)	0
Baseline contract value	£24,825.76

### ACCESS\*

Patients seen in 24 months	Total	Change since previous quarter
Quarter ending September 2018	458	
Quarter ending December 2018	494	↑
Quarter ending March 2019	454	↓
Quarter ending June 2019	441	↓
Quarter ending September 2019	420	↓
<b>Variance since September 2018</b>	<b>(8.3%)</b>	<b>↓</b>



### ACTIVITY



Month	Adjusted Scheduled Activity (UDA)	
	2019	2020
April	15	0
May	51	96
June	143	164
July	214	233
August	332	317
September	371	355
October	396	
November	531	
December	599	
January	704	
February	726	
March	800	
April	801	
May	803	
June	803	

### QUALITY

	Quantity	Base Number	Contract	AT	Region	England
% of FP17s for the same patient ID Re-attending within 3 months - Children	16	267	6.0%	10.1%	12.1%	11.5%
% of FP17s for the same patient ID Re-attending within 3 months - Adults	0	19	0.0%	13.4%	15.6%	15.4%
% of FP17s for the same patient ID Re-attending between 3 & 9 months - Children	110	267	41.2%	63.4%	61.2%	59.7%
% of FP17s for the same patient ID Re-attending between 3 & 9 months - Adults	10	19	52.6%	56.9%	54.3%	51.7%
% of FP17s for Band 1 Urgent Courses	9	277	3.2%	7.5%	9.1%	9.2%
% of FP17s Relating to Free Repair or Replacements	0	277	0.0%	0.9%	0.9%	0.7%
% of FP17s Relating to Continuations	0	277	0.0%	0.9%	1.0%	0.8%
% of Patients satisfied with the dentistry they have received	0	0	N/A	94.6%	94.4%	93.5%
% of Patients satisfied with the time they had to wait for an appointment	0	0	N/A	86.1%	88.1%	87.4%

\* This is based on patients treated on this contract for their most recent course of treatment.

Figures in italics indicate the base number of FP17s or Patient Questionnaire responses are less than 100. N/A is shown where the base number of responses is less than 10 during the period. % is calculated as Quantity/Base number\*100

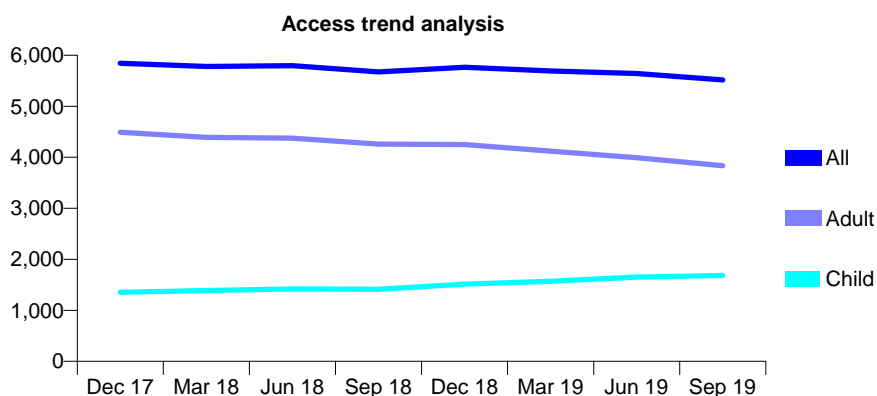
## Q52 - Vital Signs At a Glance Contract Report for 305359/0001 - September 2019

Name or company name	Whingate Dental Care
Contract type name	GDS Contract
Purpose of contract	General
Contract start date	01/04/2006
Contract end date	

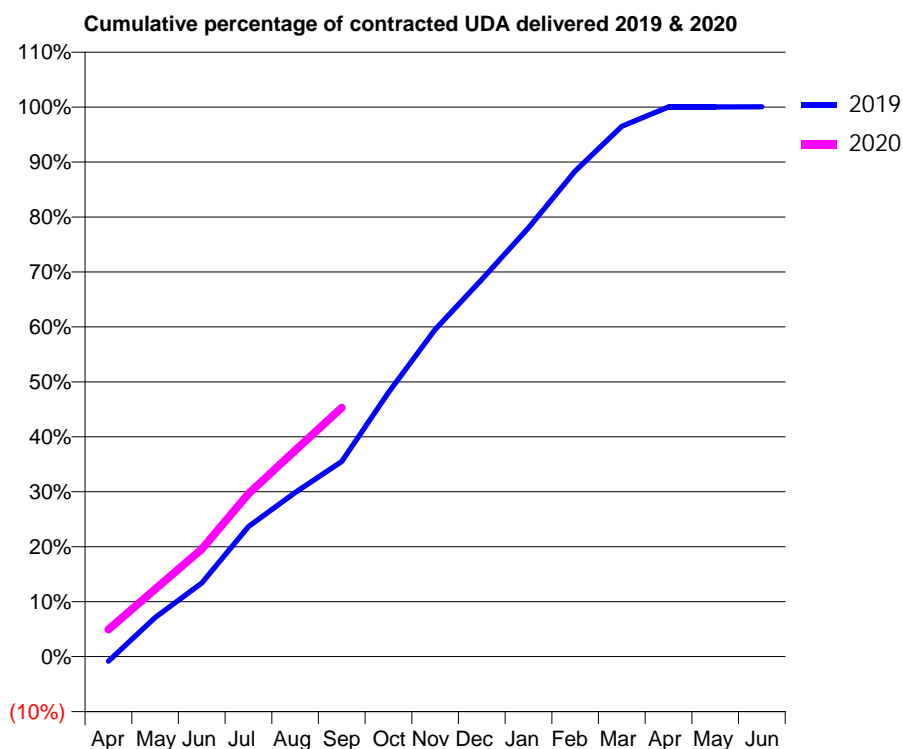
19/20 Contracted general activity (UDA)	19,060
Carry forward general activity (UDA)	-7
19/20 Contracted orthodontic activity (UOA)	0
Carry forward orthodontic activity (UOA)	0
Baseline contract value	£561,283.80

### ACCESS\*

Patients seen in 24 months	Total	Change since previous quarter
Quarter ending September 2018	5,674	
Quarter ending December 2018	5,766	→
Quarter ending March 2019	5,693	↓
Quarter ending June 2019	5,642	→
Quarter ending September 2019	5,518	↓
<b>Variance since September 2018</b>	<b>(2.7%)</b>	<b>↓</b>



### ACTIVITY



Month	Adjusted Scheduled Activity (UDA)	
	2019	2020
April	-161	940
May	1,359	2,339
June	2,550	3,724
July	4,512	5,652
August	5,692	7,151
September	6,768	8,631
October	9,161	
November	11,350	
December	13,079	
January	14,872	
February	16,841	
March	18,392	
April	19,063	
May	19,062	
June	19,067	

### QUALITY

	Quantity	Base Number	Contract	AT	Region	England
% of FP17s for the same patient ID Re-attending within 3 months - Children	142	1,435	9.9%	10.1%	12.1%	11.5%
% of FP17s for the same patient ID Re-attending within 3 months - Adults	402	2,828	14.2%	13.4%	15.6%	15.4%
% of FP17s for the same patient ID Re-attending between 3 & 9 months - Children	893	1,435	62.2%	63.4%	61.2%	59.7%
% of FP17s for the same patient ID Re-attending between 3 & 9 months - Adults	1,861	2,828	65.8%	56.9%	54.3%	51.7%
% of FP17s for Band 1 Urgent Courses	339	3,975	8.5%	7.5%	9.1%	9.2%
% of FP17s Relating to Free Repair or Replacements	42	3,975	1.1%	0.9%	0.9%	0.7%
% of FP17s Relating to Continuations	56	3,975	1.4%	0.9%	1.0%	0.8%
% of Patients satisfied with the dentistry they have received	2	3	N/A	94.6%	94.4%	93.5%
% of Patients satisfied with the time they had to wait for an appointment	3	3	N/A	86.1%	88.1%	87.4%

\* This is based on patients treated on this contract for their most recent course of treatment. Figures in italics indicate the base number of FP17s or Patient Questionnaire responses are less than 100. N/A is shown where the base number of responses is less than 10 during the period. % is calculated as Quantity/Base number\*100

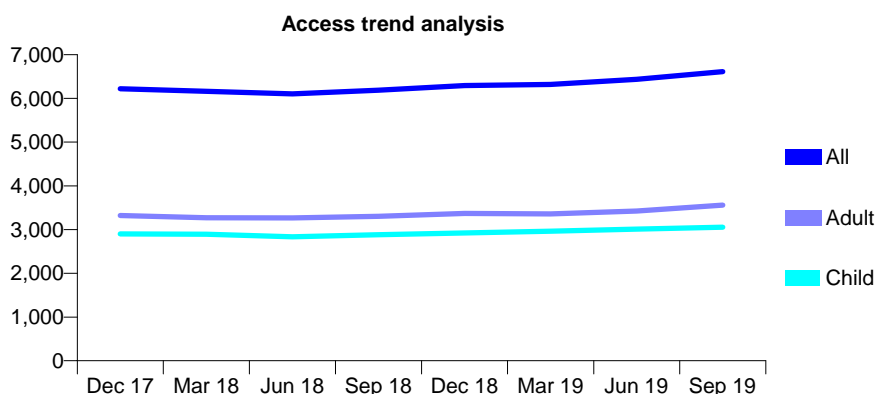
## Q52 - Vital Signs At a Glance Contract Report for 306231/0003 - September 2019

Name or company name	MR KS HUNJAN
Contract type name	PDS Contract
Purpose of contract	General
Contract start date	01/04/2006
Contract end date	31/03/2021

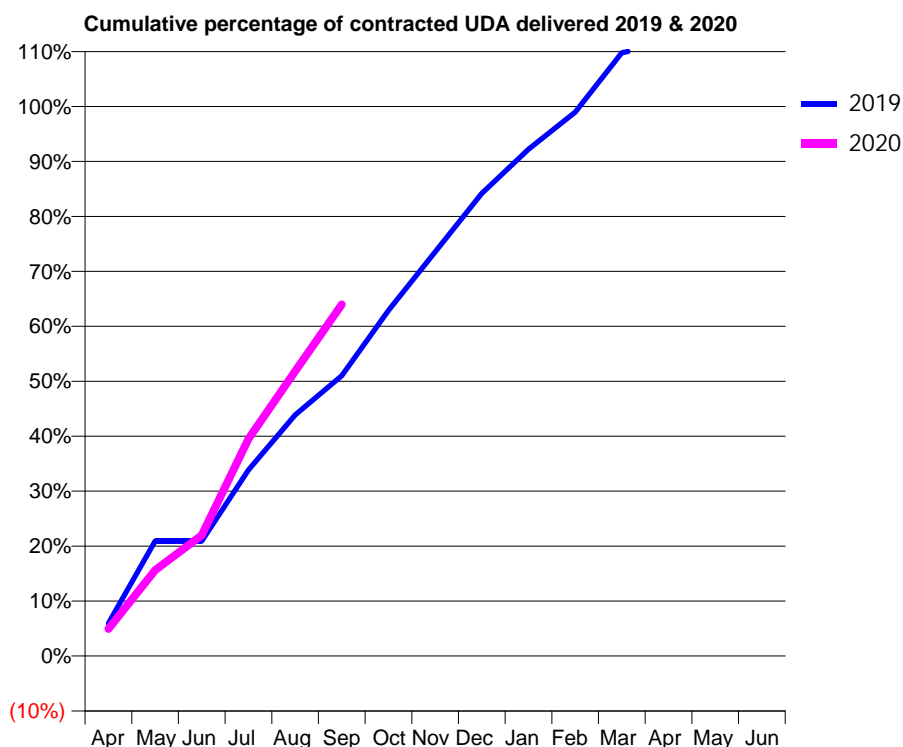
19/20 Contracted general activity (UDA)	15,382
Carry forward general activity (UDA)	-308
19/20 Contracted orthodontic activity (UOA)	0
Carry forward orthodontic activity (UOA)	0
Baseline contract value	£554,719.36

### ACCESS\*

Patients seen in 24 months	Total	Change since previous quarter
Quarter ending September 2018	6,186	
Quarter ending December 2018	6,293	→
Quarter ending March 2019	6,319	→
Quarter ending June 2019	6,436	→
Quarter ending September 2019	6,612	↑
<b>Variance since September 2018</b>	<b>6.9%</b>	<b>↑</b>



### ACTIVITY



Month	Adjusted Scheduled Activity (UDA)	
	2019	2020
April	918	761
May	3,221	2,405
June	3,221	3,378
July	5,209	6,081
August	6,745	7,973
September	7,848	9,843
October	9,673	
November	11,311	
December	12,946	
January	14,185	
February	15,225	
March	16,886	
April	17,162	
May	17,165	
June	17,165	

### QUALITY

	Quantity	Base Number	Contract	AT	Region	England
% of FP17s for the same patient ID Re-attending within 3 months - Children	124	2,983	4.2%	10.1%	12.1%	11.5%
% of FP17s for the same patient ID Re-attending within 3 months - Adults	310	3,161	9.8%	13.4%	15.6%	15.4%
% of FP17s for the same patient ID Re-attending between 3 & 9 months - Children	2,057	2,983	69.0%	63.4%	61.2%	59.7%
% of FP17s for the same patient ID Re-attending between 3 & 9 months - Adults	2,055	3,161	65.0%	56.9%	54.3%	51.7%
% of FP17s for Band 1 Urgent Courses	301	5,974	5.0%	7.5%	9.1%	9.2%
% of FP17s Relating to Free Repair or Replacements	19	5,974	0.3%	0.9%	0.9%	0.7%
% of FP17s Relating to Continuations	38	5,974	0.6%	0.9%	1.0%	0.8%
% of Patients satisfied with the dentistry they have received	0	0	N/A	94.6%	94.4%	93.5%
% of Patients satisfied with the time they had to wait for an appointment	0	0	N/A	86.1%	88.1%	87.4%

\* This is based on patients treated on this contract for their most recent course of treatment. Figures in italics indicate the base number of FP17s or Patient Questionnaire responses are less than 100. N/A is shown where the base number of responses is less than 10 during the period. % is calculated as Quantity/Base number\*100

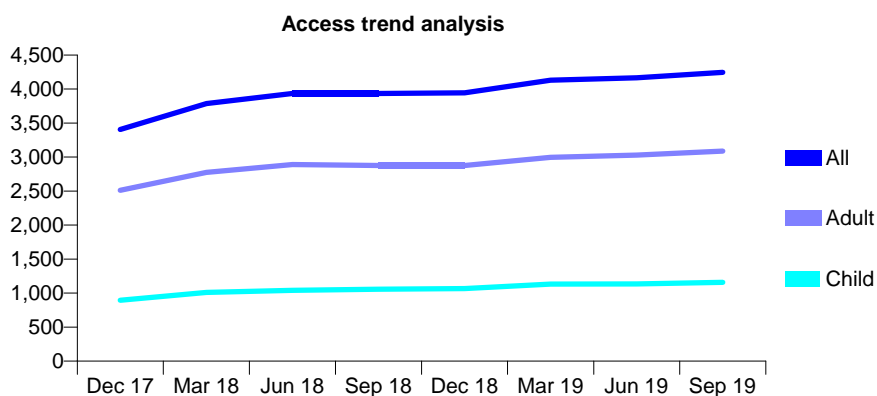
## Q52 - Vital Signs At a Glance Contract Report for 318760/0001 - September 2019

Name or company name	MR A HUSSAIN
Contract type name	GDS Contract
Purpose of contract	General
Contract start date	01/04/2006
Contract end date	

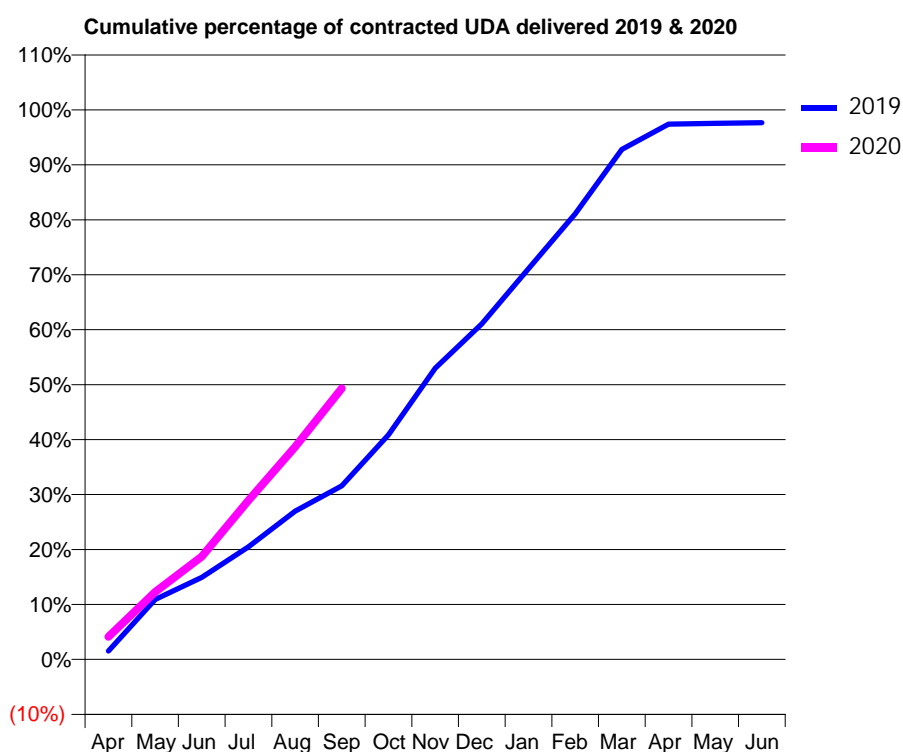
19/20 Contracted general activity (UDA)	11,280
Carry forward general activity (UDA)	262
19/20 Contracted orthodontic activity (UOA)	0
Carry forward orthodontic activity (UOA)	0
Baseline contract value	£370,663.27

### ACCESS\*

Patients seen in 24 months	Total	Change since previous quarter
Quarter ending September 2018	3,934	
Quarter ending December 2018	3,944	→
Quarter ending March 2019	4,130	↑
Quarter ending June 2019	4,166	→
Quarter ending September 2019	4,247	→
<b>Variance since September 2018</b>	<b>8.0%</b>	<b>↑</b>



### ACTIVITY



Month	2019	2020
April	173	463
May	1,231	1,385
June	1,684	2,111
July	2,312	3,264
August	3,041	4,365
September	3,562	5,563
October	4,610	
November	5,978	
December	6,889	
January	8,018	
February	9,147	
March	10,468	
April	10,986	
May	11,004	
June	11,018	

### QUALITY

	Quantity	Base Number	Contract	AT	Region	England
% of FP17s for the same patient ID Re-attending within 3 months - Children	97	922	10.5%	10.1%	12.1%	11.5%
% of FP17s for the same patient ID Re-attending within 3 months - Adults	362	2,312	15.7%	13.4%	15.6%	15.4%
% of FP17s for the same patient ID Re-attending between 3 & 9 months - Children	576	922	62.5%	63.4%	61.2%	59.7%
% of FP17s for the same patient ID Re-attending between 3 & 9 months - Adults	1,285	2,312	55.6%	56.9%	54.3%	51.7%
% of FP17s for Band 1 Urgent Courses	305	3,011	10.1%	7.5%	9.1%	9.2%
% of FP17s Relating to Free Repair or Replacements	42	3,011	1.4%	0.9%	0.9%	0.7%
% of FP17s Relating to Continuations	16	3,011	0.5%	0.9%	1.0%	0.8%
% of Patients satisfied with the dentistry they have received	0	0	N/A	94.6%	94.4%	93.5%
% of Patients satisfied with the time they had to wait for an appointment	0	0	N/A	86.1%	88.1%	87.4%

\* This is based on patients treated on this contract for their most recent course of treatment. Figures in italics indicate the base number of FP17s or Patient Questionnaire responses are less than 100. N/A is shown where the base number of responses is less than 10 during the period. % is calculated as Quantity/Base number\*100

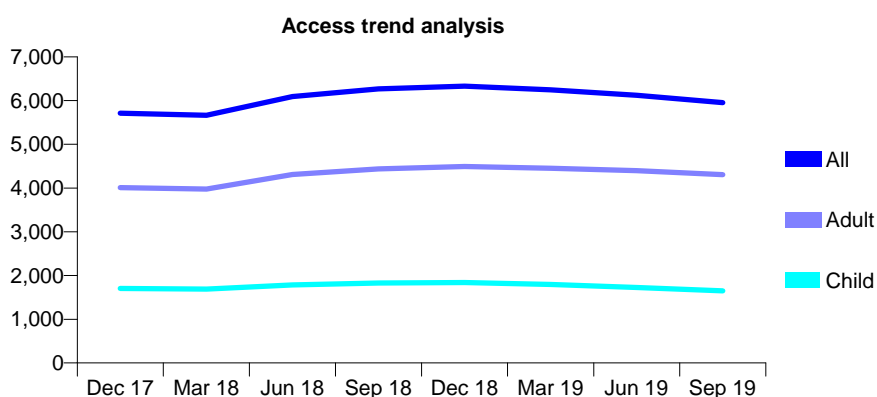
## Q52 - Vital Signs At a Glance Contract Report for 318809/0001 - September 2019

Name or company name	Marker & Associates Dental Practice
Contract type name	GDS Contract
Purpose of contract	General
Contract start date	01/04/2006
Contract end date	

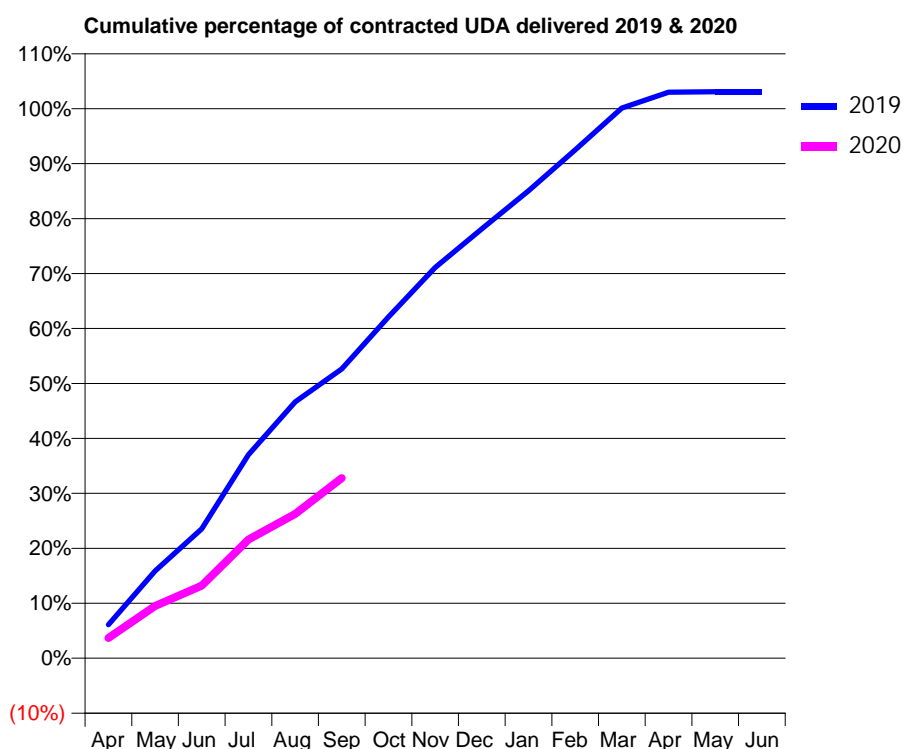
19/20 Contracted general activity (UDA)	19,000
Carry forward general activity (UDA)	-380
19/20 Contracted orthodontic activity (UOA)	0
Carry forward orthodontic activity (UOA)	0
Baseline contract value	£617,329.54

### ACCESS\*

Patients seen in 24 months	Total	Change since previous quarter
Quarter ending September 2018	6,266	
Quarter ending December 2018	6,331	→
Quarter ending March 2019	6,246	↓
Quarter ending June 2019	6,122	↓
Quarter ending September 2019	5,953	↓
<b>Variance since September 2018</b>	<b>(5.0%)</b>	<b>↓</b>



### ACTIVITY



Month	2019	2020
April	1,159	699
May	3,019	1,804
June	4,476	2,512
July	7,037	4,100
August	8,862	4,988
September	10,002	6,226
October	11,802	
November	13,513	
December	14,842	
January	16,156	
February	17,578	
March	19,023	
April	19,570	
May	19,585	
June	19,585	

### QUALITY

	Quantity	Base Number	Contract	AT	Region	England
% of FP17s for the same patient ID Re-attending within 3 months - Children	68	894	7.6%	10.1%	12.1%	11.5%
% of FP17s for the same patient ID Re-attending within 3 months - Adults	346	2,449	14.1%	13.4%	15.6%	15.4%
% of FP17s for the same patient ID Re-attending between 3 & 9 months - Children	608	894	68.0%	63.4%	61.2%	59.7%
% of FP17s for the same patient ID Re-attending between 3 & 9 months - Adults	1,570	2,449	64.1%	56.9%	54.3%	51.7%
% of FP17s for Band 1 Urgent Courses	415	3,070	13.5%	7.5%	9.1%	9.2%
% of FP17s Relating to Free Repair or Replacements	49	3,070	1.6%	0.9%	0.9%	0.7%
% of FP17s Relating to Continuations	18	3,070	0.6%	0.9%	1.0%	0.8%
% of Patients satisfied with the dentistry they have received	1	1	N/A	94.6%	94.4%	93.5%
% of Patients satisfied with the time they had to wait for an appointment	1	1	N/A	86.1%	88.1%	87.4%

\* This is based on patients treated on this contract for their most recent course of treatment.

Figures in italics indicate the base number of FP17s or Patient Questionnaire responses are less than 100. N/A is shown where the base number of responses is less than 10 during the period. % is calculated as Quantity/Base number\*100

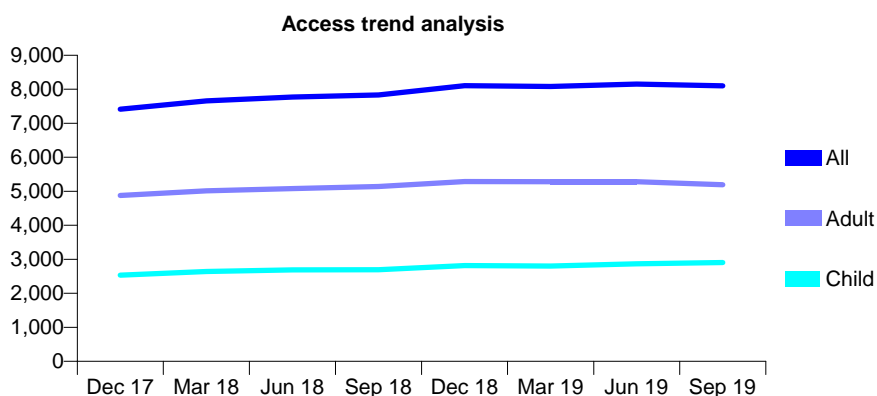
## Q52 - Vital Signs At a Glance Contract Report for 320854/0001 - September 2019

Name or company name	PR Jones & Associates
Contract type name	GDS Contract
Purpose of contract	General
Contract start date	01/04/2006
Contract end date	

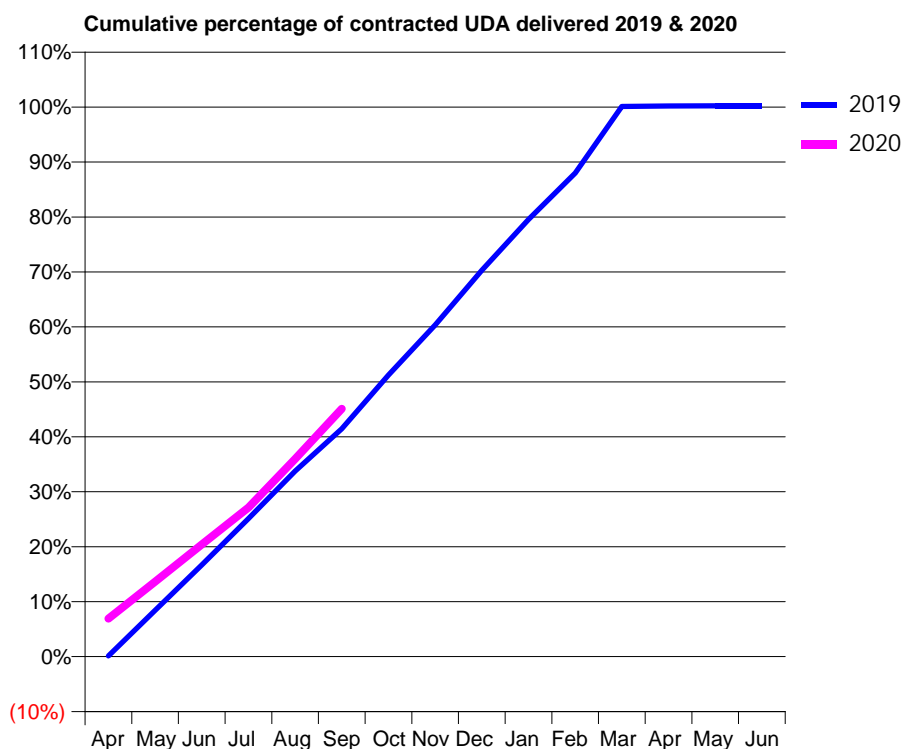
19/20 Contracted general activity (UDA)	17,816
Carry forward general activity (UDA)	-42
19/20 Contracted orthodontic activity (UOA)	0
Carry forward orthodontic activity (UOA)	0
Baseline contract value	£492,866.34

### ACCESS\*

Patients seen in 24 months	Total	Change since previous quarter
Quarter ending September 2018	7,835	
Quarter ending December 2018	8,104	↑
Quarter ending March 2019	8,080	→
Quarter ending June 2019	8,153	→
Quarter ending September 2019	8,099	→
<b>Variance since September 2018</b>	<b>3.4%</b>	<b>↑</b>



### ACTIVITY



Month	Adjusted Scheduled Activity (UDA)	
	2019	2020
April	22	1,236
May	1,501	2,430
June	2,972	3,634
July	4,476	4,836
August	6,017	6,408
September	7,387	8,035
October	9,129	
November	10,754	
December	12,521	
January	14,173	
February	15,674	
March	17,834	
April	17,848	
May	17,852	
June	17,858	

### QUALITY

	Quantity	Base Number	Contract	AT	Region	England
% of FP17s for the same patient ID Re-attending within 3 months - Children	258	2,162	11.9%	10.1%	12.1%	11.5%
% of FP17s for the same patient ID Re-attending within 3 months - Adults	477	2,964	16.1%	13.4%	15.6%	15.4%
% of FP17s for the same patient ID Re-attending between 3 & 9 months - Children	1,275	2,162	59.0%	63.4%	61.2%	59.7%
% of FP17s for the same patient ID Re-attending between 3 & 9 months - Adults	1,474	2,964	49.7%	56.9%	54.3%	51.7%
% of FP17s for Band 1 Urgent Courses	246	4,567	5.4%	7.5%	9.1%	9.2%
% of FP17s Relating to Free Repair or Replacements	37	4,567	0.8%	0.9%	0.9%	0.7%
% of FP17s Relating to Continuations	36	4,567	0.8%	0.9%	1.0%	0.8%
% of Patients satisfied with the dentistry they have received	2	2	N/A	94.6%	94.4%	93.5%
% of Patients satisfied with the time they had to wait for an appointment	2	2	N/A	86.1%	88.1%	87.4%

\* This is based on patients treated on this contract for their most recent course of treatment. Figures in italics indicate the base number of FP17s or Patient Questionnaire responses are less than 100. N/A is shown where the base number of responses is less than 10 during the period. % is calculated as Quantity/Base number\*100



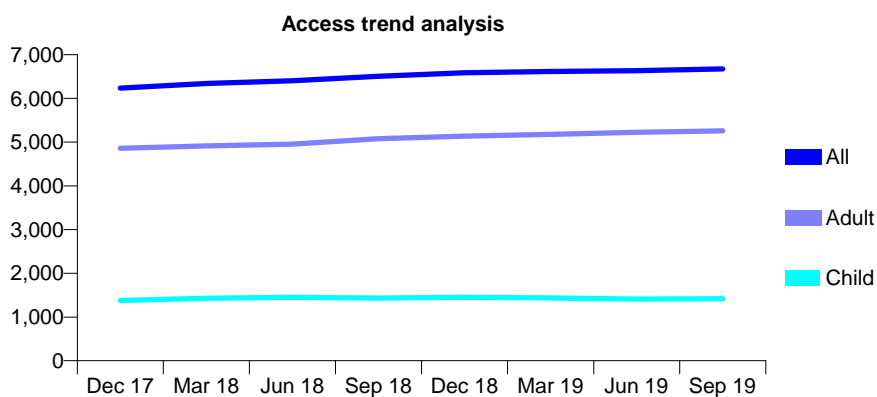
## Q52 - Vital Signs At a Glance Contract Report for 322903/0001 - September 2019

Name or company name	MR MA SPEIGHT
Contract type name	GDS Contract
Purpose of contract	General
Contract start date	01/04/2006
Contract end date	

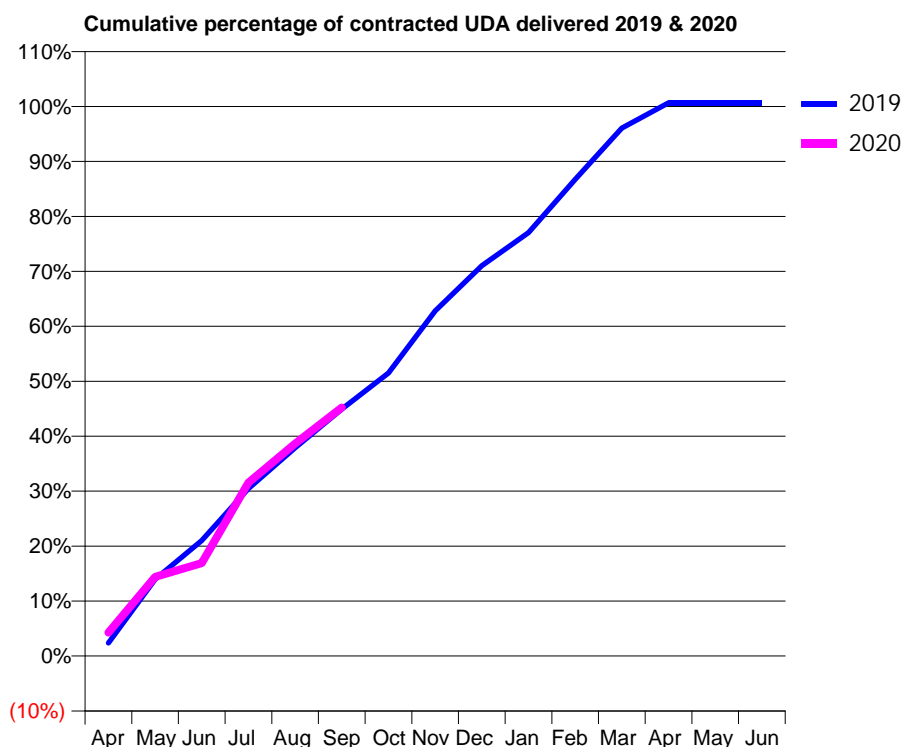
19/20 Contracted general activity (UDA)	15,171
Carry forward general activity (UDA)	-99
19/20 Contracted orthodontic activity (UOA)	0
Carry forward orthodontic activity (UOA)	0
Baseline contract value	£468,912.31

### ACCESS\*

Patients seen in 24 months	Total	Change since previous quarter
Quarter ending September 2018	6,508	
Quarter ending December 2018	6,587	→
Quarter ending March 2019	6,615	→
Quarter ending June 2019	6,636	→
Quarter ending September 2019	6,675	→
<b>Variance since September 2018</b>	<b>2.6%</b>	<b>↑</b>



### ACTIVITY



Month	Adjusted Scheduled Activity (UDA)	
	2019	2020
April	359	649
May	2,118	2,185
June	3,186	2,565
July	4,622	4,790
August	5,753	5,865
September	6,817	6,859
October	7,815	
November	9,531	
December	10,775	
January	11,687	
February	13,160	
March	14,573	
April	15,270	
May	15,270	
June	15,270	

### QUALITY

	Quantity	Base Number	Contract	AT	Region	England
% of FP17s for the same patient ID Re-attending within 3 months - Children	53	981	5.4%	10.1%	12.1%	11.5%
% of FP17s for the same patient ID Re-attending within 3 months - Adults	416	3,529	11.8%	13.4%	15.6%	15.4%
% of FP17s for the same patient ID Re-attending between 3 & 9 months - Children	583	981	59.4%	63.4%	61.2%	59.7%
% of FP17s for the same patient ID Re-attending between 3 & 9 months - Adults	1,750	3,529	49.6%	56.9%	54.3%	51.7%
% of FP17s for Band 1 Urgent Courses	415	4,081	10.2%	7.5%	9.1%	9.2%
% of FP17s Relating to Free Repair or Replacements	31	4,081	0.8%	0.9%	0.9%	0.7%
% of FP17s Relating to Continuations	61	4,081	1.5%	0.9%	1.0%	0.8%
% of Patients satisfied with the dentistry they have received	0	0	N/A	94.6%	94.4%	93.5%
% of Patients satisfied with the time they had to wait for an appointment	0	0	N/A	86.1%	88.1%	87.4%

\* This is based on patients treated on this contract for their most recent course of treatment. Figures in italics indicate the base number of FP17s or Patient Questionnaire responses are less than 100. N/A is shown where the base number of responses is less than 10 during the period. % is calculated as Quantity/Base number\*100

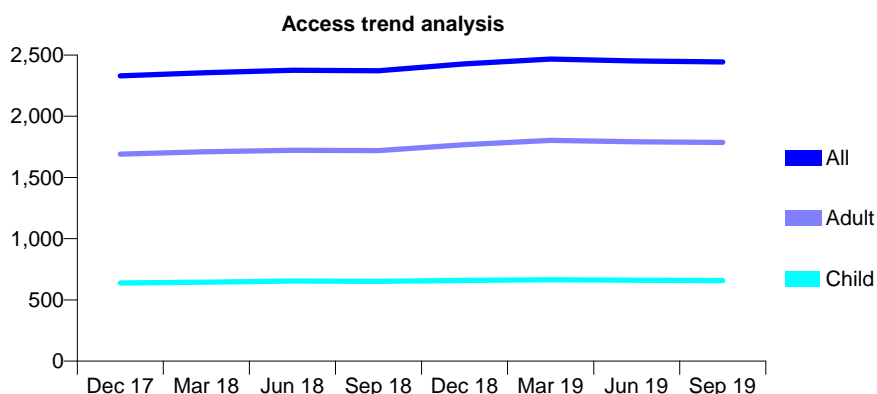
## Q52 - Vital Signs At a Glance Contract Report for 324345/0001 - September 2019

Name or company name	MR SP AGABEG
Contract type name	GDS Contract
Purpose of contract	General
Contract start date	01/04/2006
Contract end date	

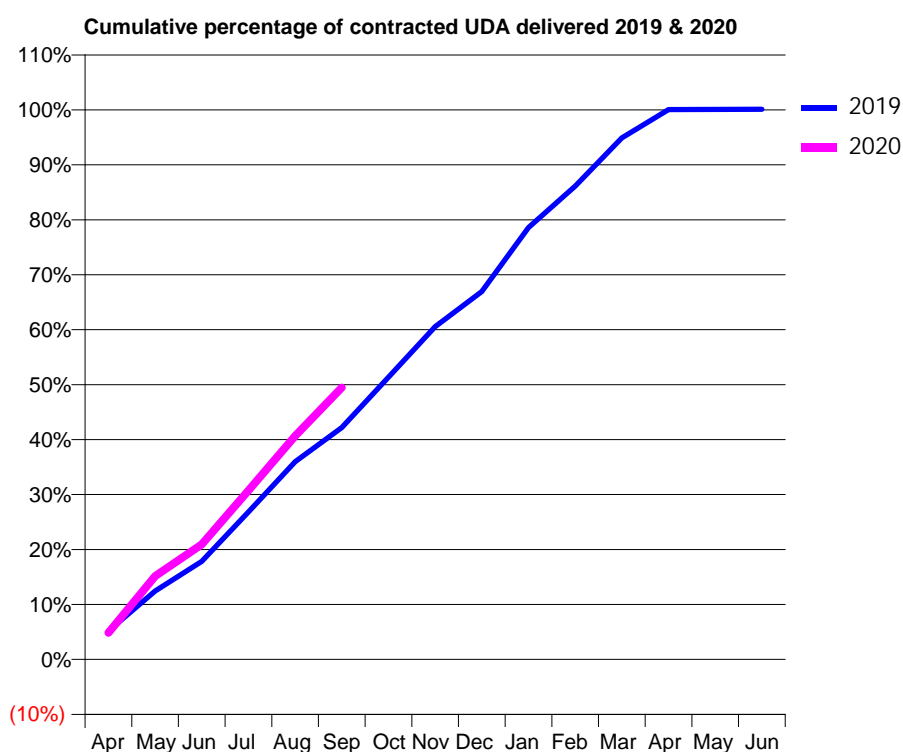
19/20 Contracted general activity (UDA)	6,799
Carry forward general activity (UDA)	-7
19/20 Contracted orthodontic activity (UOA)	0
Carry forward orthodontic activity (UOA)	0
Baseline contract value	£190,824.69

### ACCESS\*

Patients seen in 24 months	Total	Change since previous quarter
Quarter ending September 2018	2,372	
Quarter ending December 2018	2,428	↑
Quarter ending March 2019	2,468	→
Quarter ending June 2019	2,452	→
Quarter ending September 2019	2,444	→
<b>Variance since September 2018</b>	<b>3.0%</b>	<b>↑</b>



### ACTIVITY



Month	2019	2020
April	352	330
May	848	1,030
June	1,213	1,423
July	1,825	2,089
August	2,446	2,767
September	2,869	3,364
October	3,492	
November	4,118	
December	4,551	
January	5,344	
February	5,856	
March	6,452	
April	6,801	
May	6,803	
June	6,806	

### QUALITY

	Quantity	Base Number	Contract	AT	Region	England
% of FP17s for the same patient ID Re-attending within 3 months - Children	46	537	8.6%	10.1%	12.1%	11.5%
% of FP17s for the same patient ID Re-attending within 3 months - Adults	150	1,422	10.5%	13.4%	15.6%	15.4%
% of FP17s for the same patient ID Re-attending between 3 & 9 months - Children	342	537	63.7%	63.4%	61.2%	59.7%
% of FP17s for the same patient ID Re-attending between 3 & 9 months - Adults	921	1,422	64.8%	56.9%	54.3%	51.7%
% of FP17s for Band 1 Urgent Courses	95	1,780	5.3%	7.5%	9.1%	9.2%
% of FP17s Relating to Free Repair or Replacements	8	1,780	0.4%	0.9%	0.9%	0.7%
% of FP17s Relating to Continuations	12	1,780	0.7%	0.9%	1.0%	0.8%
% of Patients satisfied with the dentistry they have received	0	0	N/A	94.6%	94.4%	93.5%
% of Patients satisfied with the time they had to wait for an appointment	0	0	N/A	86.1%	88.1%	87.4%

\* This is based on patients treated on this contract for their most recent course of treatment. Figures in italics indicate the base number of FP17s or Patient Questionnaire responses are less than 100. N/A is shown where the base number of responses is less than 10 during the period. % is calculated as Quantity/Base number\*100

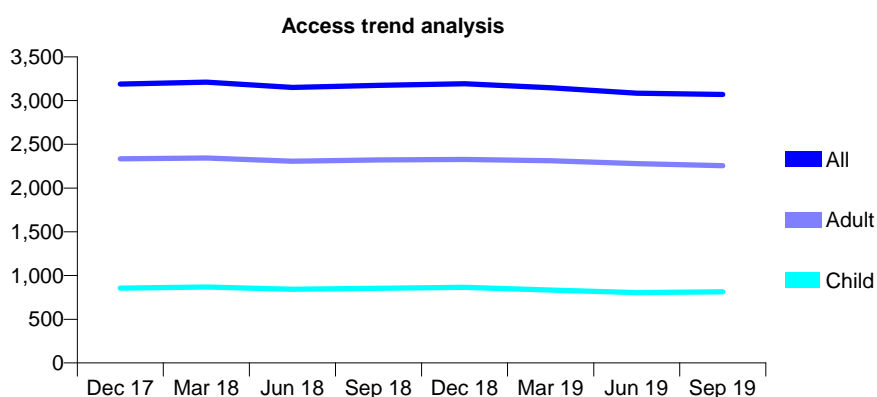
## Q52 - Vital Signs At a Glance Contract Report for 324345/0003 - September 2019

Name or company name	MR SP AGABEG
Contract type name	GDS Contract
Purpose of contract	General
Contract start date	01/04/2006
Contract end date	

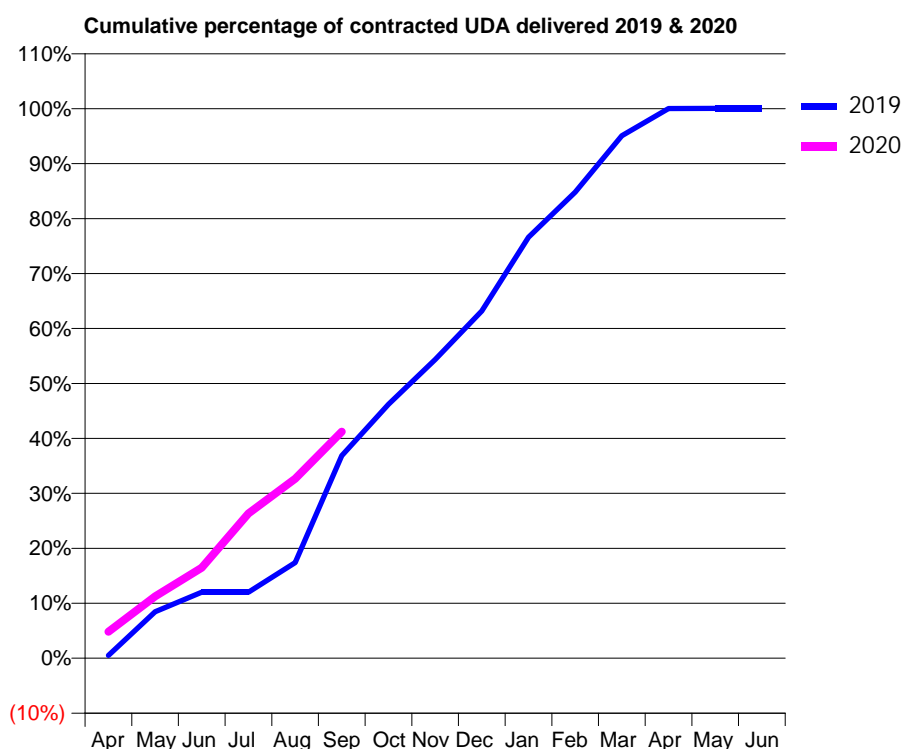
19/20 Contracted general activity (UDA)	10,289
Carry forward general activity (UDA)	-4
19/20 Contracted orthodontic activity (UOA)	0
Carry forward orthodontic activity (UOA)	0
Baseline contract value	£315,715.87

### ACCESS\*

Patients seen in 24 months	Total	Change since previous quarter
Quarter ending September 2018	3,175	
Quarter ending December 2018	3,192	→
Quarter ending March 2019	3,147	↓
Quarter ending June 2019	3,084	↓
Quarter ending September 2019	3,069	→
<b>Variance since September 2018</b>	<b>(3.3%)</b>	<b>↓</b>



### ACTIVITY



Month	2019	2020
April	55	497
May	871	1,157
June	1,236	1,693
July	1,236	2,711
August	1,792	3,361
September	3,792	4,240
October	4,756	
November	5,591	
December	6,501	
January	7,882	
February	8,727	
March	9,780	
April	10,290	
May	10,293	
June	10,293	

### QUALITY

	Quantity	Base Number	Contract	AT	Region	England
% of FP17s for the same patient ID Re-attending within 3 months - Children	39	616	6.3%	10.1%	12.1%	11.5%
% of FP17s for the same patient ID Re-attending within 3 months - Adults	261	1,547	16.9%	13.4%	15.6%	15.4%
% of FP17s for the same patient ID Re-attending between 3 & 9 months - Children	377	616	61.2%	63.4%	61.2%	59.7%
% of FP17s for the same patient ID Re-attending between 3 & 9 months - Adults	815	1,547	52.7%	56.9%	54.3%	51.7%
% of FP17s for Band 1 Urgent Courses	176	2,034	8.7%	7.5%	9.1%	9.2%
% of FP17s Relating to Free Repair or Replacements	14	2,034	0.7%	0.9%	0.9%	0.7%
% of FP17s Relating to Continuations	10	2,034	0.5%	0.9%	1.0%	0.8%
% of Patients satisfied with the dentistry they have received	0	1	N/A	94.6%	94.4%	93.5%
% of Patients satisfied with the time they had to wait for an appointment	1	1	N/A	86.1%	88.1%	87.4%

\* This is based on patients treated on this contract for their most recent course of treatment. Figures in italics indicate the base number of FP17s or Patient Questionnaire responses are less than 100. N/A is shown where the base number of responses is less than 10 during the period. % is calculated as Quantity/Base number\*100

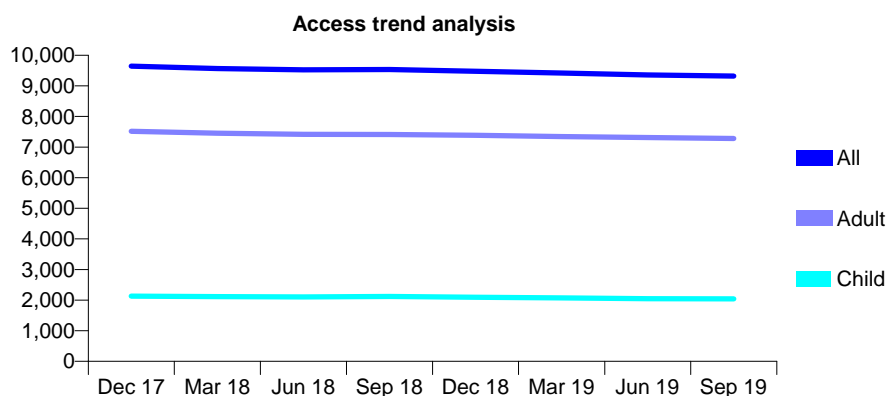
## Q52 - Vital Signs At a Glance Contract Report for 325430/0001 - September 2019

Name or company name	High Street Dental Practice
Contract type name	GDS Contract
Purpose of contract	General
Contract start date	01/04/2006
Contract end date	

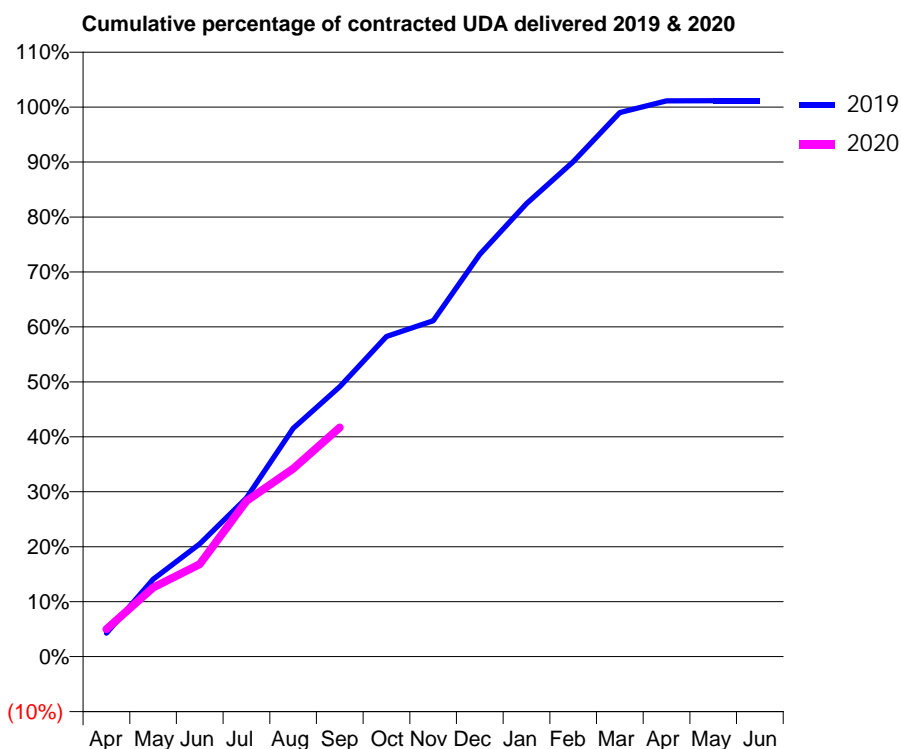
19/20 Contracted general activity (UDA)	24,893
Carry forward general activity (UDA)	-289
19/20 Contracted orthodontic activity (UOA)	0
Carry forward orthodontic activity (UOA)	0
Baseline contract value	£817,487.58

### ACCESS\*

Patients seen in 24 months	Total	Change since previous quarter
Quarter ending September 2018	9,536	
Quarter ending December 2018	9,476	→
Quarter ending March 2019	9,417	→
Quarter ending June 2019	9,356	→
Quarter ending September 2019	9,320	→
<b>Variance since September 2018</b>	<b>(2.3%)</b>	<b>↓</b>



### ACTIVITY



Month	Adjusted Scheduled Activity (UDA)	
	2019	2020
April	1,060	1,247
May	3,509	3,127
June	5,108	4,189
July	7,188	7,051
August	10,341	8,512
September	12,224	10,383
October	14,503	
November	15,212	
December	18,220	
January	20,517	
February	22,418	
March	24,644	
April	25,174	
May	25,181	
June	25,182	

### QUALITY

	Quantity	Base Number	Contract	AT	Region	England
% of FP17s for the same patient ID Re-attending within 3 months - Children	60	1,550	3.9%	10.1%	12.1%	11.5%
% of FP17s for the same patient ID Re-attending within 3 months - Adults	513	5,222	9.8%	13.4%	15.6%	15.4%
% of FP17s for the same patient ID Re-attending between 3 & 9 months - Children	1,156	1,550	74.6%	63.4%	61.2%	59.7%
% of FP17s for the same patient ID Re-attending between 3 & 9 months - Adults	3,528	5,222	67.6%	56.9%	54.3%	51.7%
% of FP17s for Band 1 Urgent Courses	435	6,424	6.8%	7.5%	9.1%	9.2%
% of FP17s Relating to Free Repair or Replacements	27	6,424	0.4%	0.9%	0.9%	0.7%
% of FP17s Relating to Continuations	45	6,424	0.7%	0.9%	1.0%	0.8%
% of Patients satisfied with the dentistry they have received	1	1	N/A	94.6%	94.4%	93.5%
% of Patients satisfied with the time they had to wait for an appointment	1	1	N/A	86.1%	88.1%	87.4%

\* This is based on patients treated on this contract for their most recent course of treatment. Figures in italics indicate the base number of FP17s or Patient Questionnaire responses are less than 100. N/A is shown where the base number of responses is less than 10 during the period. % is calculated as Quantity/Base number\*100

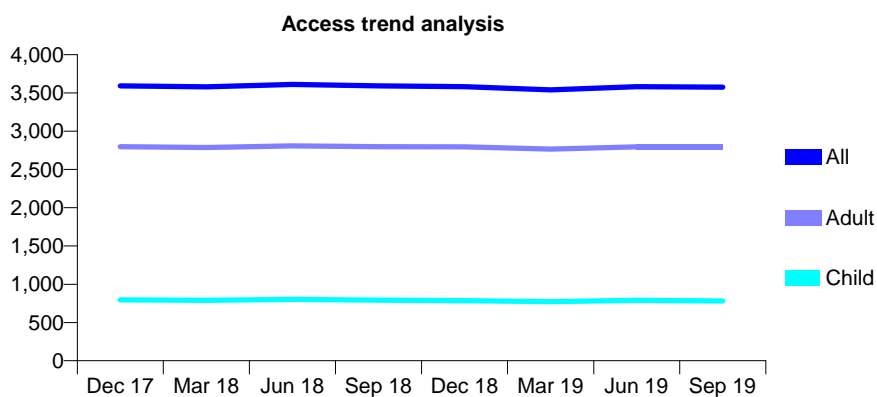
## Q52 - Vital Signs At a Glance Contract Report for 328693/0001 - September 2019

Name or company name	MISS TM BLACK
Contract type name	GDS Contract
Purpose of contract	General
Contract start date	01/04/2006
Contract end date	

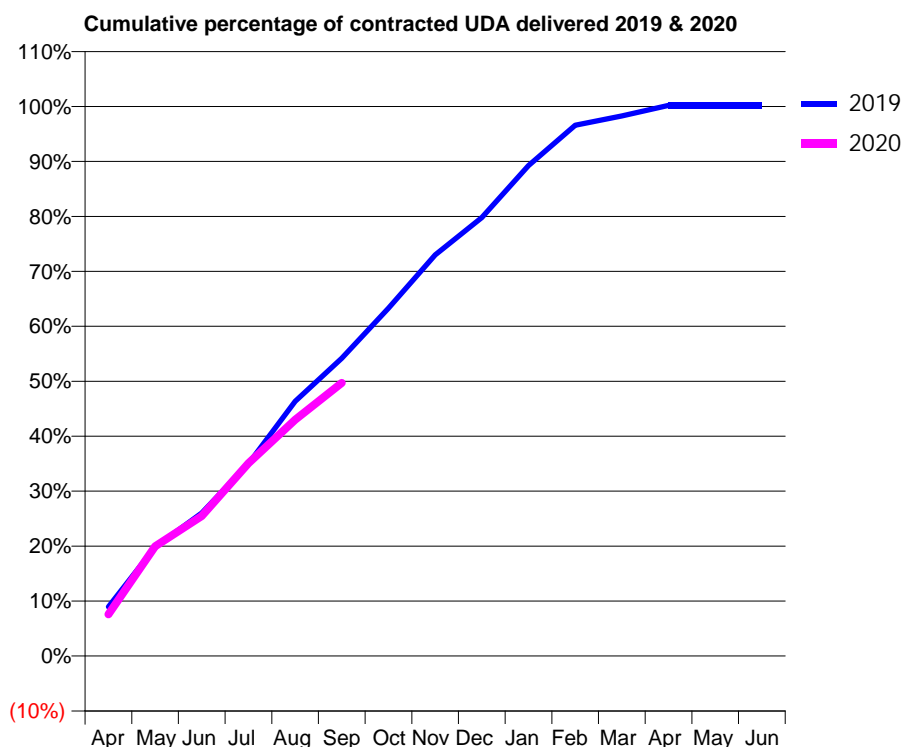
19/20 Contracted general activity (UDA)	11,650
Carry forward general activity (UDA)	-21
19/20 Contracted orthodontic activity (UOA)	0
Carry forward orthodontic activity (UOA)	0
Baseline contract value	£389,745.59

### ACCESS\*

Patients seen in 24 months	Total	Change since previous quarter
Quarter ending September 2018	3,592	
Quarter ending December 2018	3,580	→
Quarter ending March 2019	3,540	↓
Quarter ending June 2019	3,583	→
Quarter ending September 2019	3,576	→
<b>Variance since September 2018</b>	<b>(0.4%)</b>	<b>→</b>



### ACTIVITY



Month	Adjusted Scheduled Activity (UDA)	
	2019	2020
April	1,046	883
May	2,312	2,325
June	3,032	2,966
July	4,078	4,086
August	5,398	5,007
September	6,312	5,790
October	7,374	
November	8,503	
December	9,293	
January	10,398	
February	11,250	
March	11,450	
April	11,671	
May	11,671	
June	11,671	

### QUALITY

	Quantity	Base Number	Contract	AT	Region	England
% of FP17s for the same patient ID Re-attending within 3 months - Children	32	837	3.8%	10.1%	12.1%	11.5%
% of FP17s for the same patient ID Re-attending within 3 months - Adults	447	2,632	17.0%	13.4%	15.6%	15.4%
% of FP17s for the same patient ID Re-attending between 3 & 9 months - Children	682	837	81.5%	63.4%	61.2%	59.7%
% of FP17s for the same patient ID Re-attending between 3 & 9 months - Adults	1,634	2,632	62.1%	56.9%	54.3%	51.7%
% of FP17s for Band 1 Urgent Courses	142	3,336	4.3%	7.5%	9.1%	9.2%
% of FP17s Relating to Free Repair or Replacements	56	3,336	1.7%	0.9%	0.9%	0.7%
% of FP17s Relating to Continuations	84	3,336	2.5%	0.9%	1.0%	0.8%
% of Patients satisfied with the dentistry they have received	0	0	N/A	94.6%	94.4%	93.5%
% of Patients satisfied with the time they had to wait for an appointment	0	0	N/A	86.1%	88.1%	87.4%

\* This is based on patients treated on this contract for their most recent course of treatment. Figures in italics indicate the base number of FP17s or Patient Questionnaire responses are less than 100. N/A is shown where the base number of responses is less than 10 during the period. % is calculated as Quantity/Base number\*100

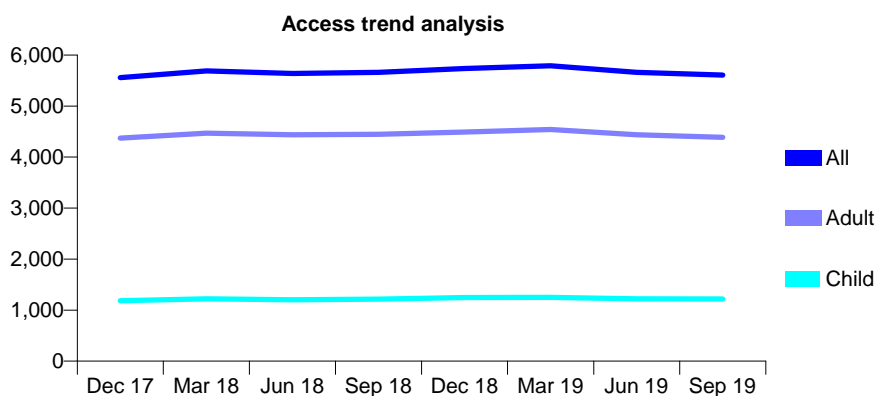
## Q52 - Vital Signs At a Glance Contract Report for 358789/0001 - September 2019

Name or company name	MR BS PANESAR
Contract type name	GDS Contract
Purpose of contract	General
Contract start date	01/01/2014
Contract end date	

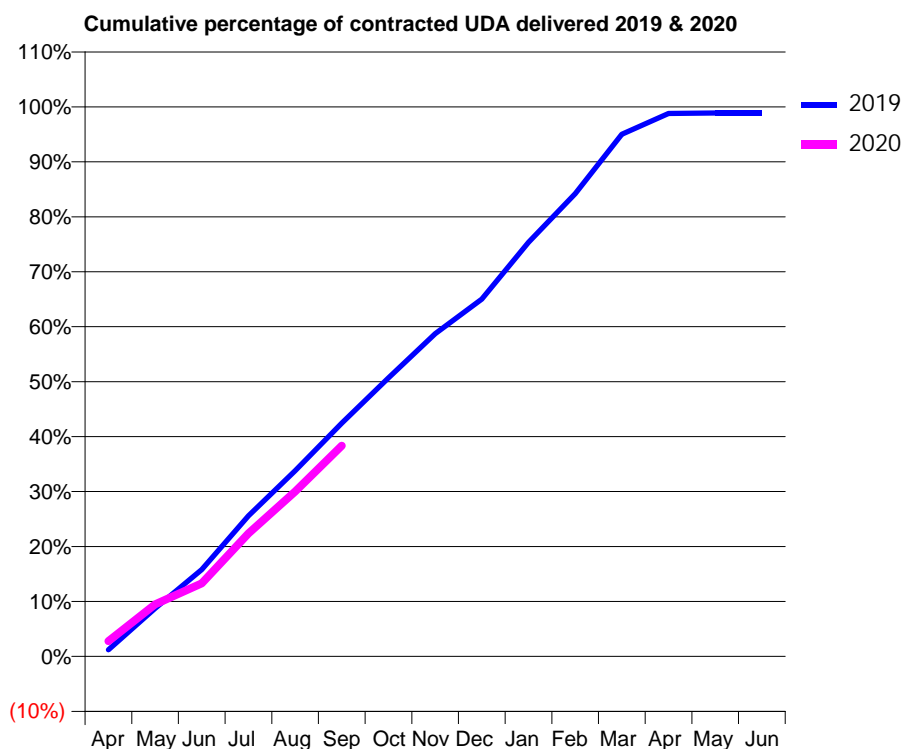
19/20 Contracted general activity (UDA)	17,078
Carry forward general activity (UDA)	190
19/20 Contracted orthodontic activity (UOA)	0
Carry forward orthodontic activity (UOA)	0
Baseline contract value	£478,006.00

### ACCESS\*

Patients seen in 24 months	Total	Change since previous quarter
Quarter ending September 2018	5,662	
Quarter ending December 2018	5,736	→
Quarter ending March 2019	5,790	→
Quarter ending June 2019	5,661	↓
Quarter ending September 2019	5,607	→
<b>Variance since September 2018</b>	<b>(1.0%)</b>	<b>→</b>



### ACTIVITY



Adjusted Scheduled Activity (UDA)		
Month	2019	2020
April	211	475
May	1,492	1,618
June	2,702	2,267
July	4,371	3,822
August	5,773	5,123
September	7,251	6,550
October	8,656	
November	10,028	
December	11,103	
January	12,872	
February	14,382	
March	16,229	
April	16,874	
May	16,888	
June	16,888	

### QUALITY

	Quantity	Base Number	Contract	AT	Region	England
% of FP17s for the same patient ID Re-attending within 3 months - Children	62	904	6.9%	10.1%	12.1%	11.5%
% of FP17s for the same patient ID Re-attending within 3 months - Adults	374	3,117	12.0%	13.4%	15.6%	15.4%
% of FP17s for the same patient ID Re-attending between 3 & 9 months - Children	567	904	62.7%	63.4%	61.2%	59.7%
% of FP17s for the same patient ID Re-attending between 3 & 9 months - Adults	2,016	3,117	64.7%	56.9%	54.3%	51.7%
% of FP17s for Band 1 Urgent Courses	188	3,746	5.0%	7.5%	9.1%	9.2%
% of FP17s Relating to Free Repair or Replacements	29	3,746	0.8%	0.9%	0.9%	0.7%
% of FP17s Relating to Continuations	78	3,746	2.1%	0.9%	1.0%	0.8%
% of Patients satisfied with the dentistry they have received	1	1	N/A	94.6%	94.4%	93.5%
% of Patients satisfied with the time they had to wait for an appointment	1	1	N/A	86.1%	88.1%	87.4%

\* This is based on patients treated on this contract for their most recent course of treatment. Figures in italics indicate the base number of FP17s or Patient Questionnaire responses are less than 100. N/A is shown where the base number of responses is less than 10 during the period. % is calculated as Quantity/Base number\*100

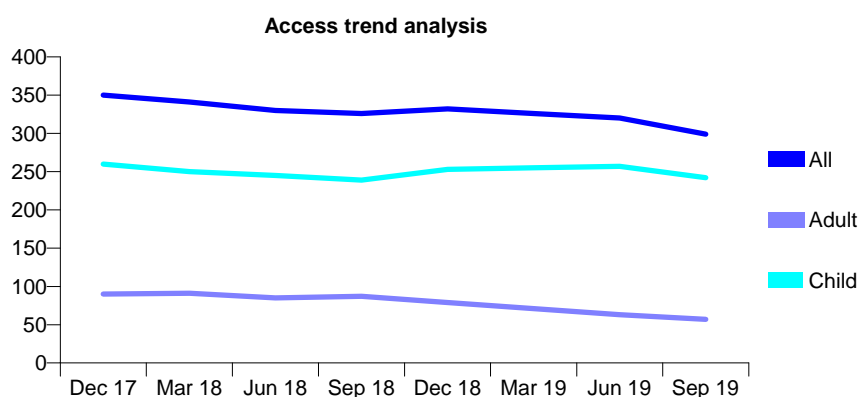
## Q52 - Vital Signs At a Glance Contract Report for 359548/0002 - September 2019

Name or company name	MR CW TAYLOR
Contract type name	GDS Contract
Purpose of contract	General
Contract start date	01/12/2012
Contract end date	

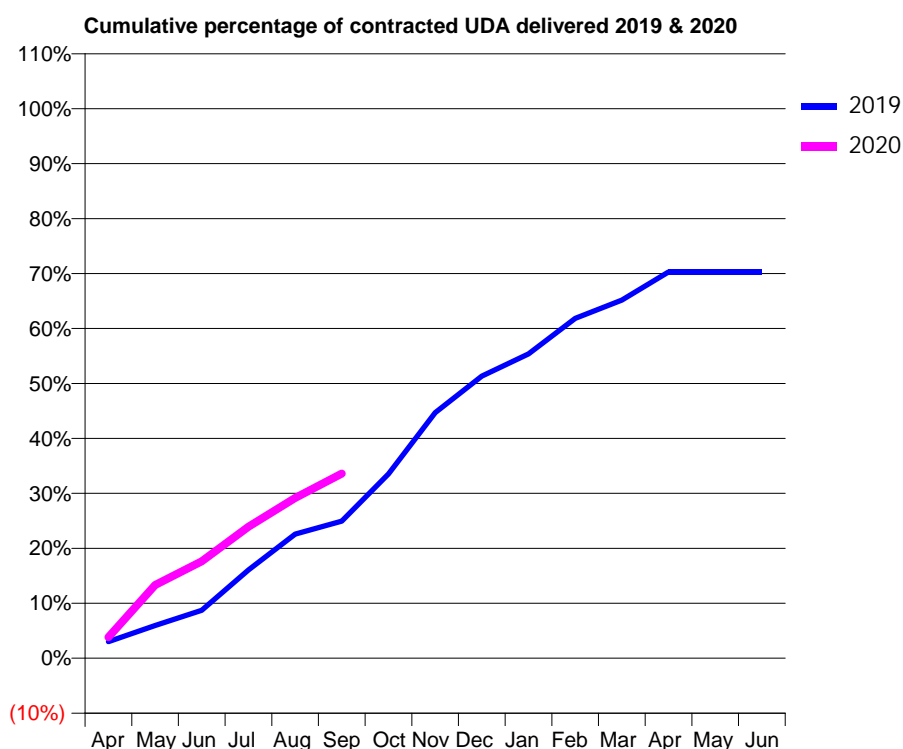
19/20 Contracted general activity (UDA)	1,096
Carry forward general activity (UDA)	0
19/20 Contracted orthodontic activity (UOA)	0
Carry forward orthodontic activity (UOA)	0
Baseline contract value	£31,536.30

### ACCESS\*

Patients seen in 24 months	Total	Change since previous quarter
Quarter ending September 2018	326	
Quarter ending December 2018	332	→
Quarter ending March 2019	326	↓
Quarter ending June 2019	320	↓
Quarter ending September 2019	299	↓
<b>Variance since September 2018</b>	<b>(8.3%)</b>	<b>↓</b>



### ACTIVITY



Month	2019	2020
April	33	42
May	65	146
June	96	193
July	176	262
August	247	320
September	274	368
October	368	
November	490	
December	563	
January	607	
February	678	
March	714	
April	770	
May	770	
June	770	

### QUALITY

	Quantity	Base Number	Contract	AT	Region	England
% of FP17s for the same patient ID Re-attending within 3 months - Children	25	249	10.0%	10.1%	12.1%	11.5%
% of FP17s for the same patient ID Re-attending within 3 months - Adults	4	30	13.3%	13.4%	15.6%	15.4%
% of FP17s for the same patient ID Re-attending between 3 & 9 months - Children	180	249	72.3%	63.4%	61.2%	59.7%
% of FP17s for the same patient ID Re-attending between 3 & 9 months - Adults	24	30	80.0%	56.9%	54.3%	51.7%
% of FP17s for Band 1 Urgent Courses	6	249	2.4%	7.5%	9.1%	9.2%
% of FP17s Relating to Free Repair or Replacements	0	249	0.0%	0.9%	0.9%	0.7%
% of FP17s Relating to Continuations	4	249	1.6%	0.9%	1.0%	0.8%
% of Patients satisfied with the dentistry they have received	0	0	N/A	94.6%	94.4%	93.5%
% of Patients satisfied with the time they had to wait for an appointment	0	0	N/A	86.1%	88.1%	87.4%

\* This is based on patients treated on this contract for their most recent course of treatment.

Figures in italics indicate the base number of FP17s or Patient Questionnaire responses are less than 100. N/A is shown where the base number of responses is less than 10 during the period. % is calculated as Quantity/Base number\*100

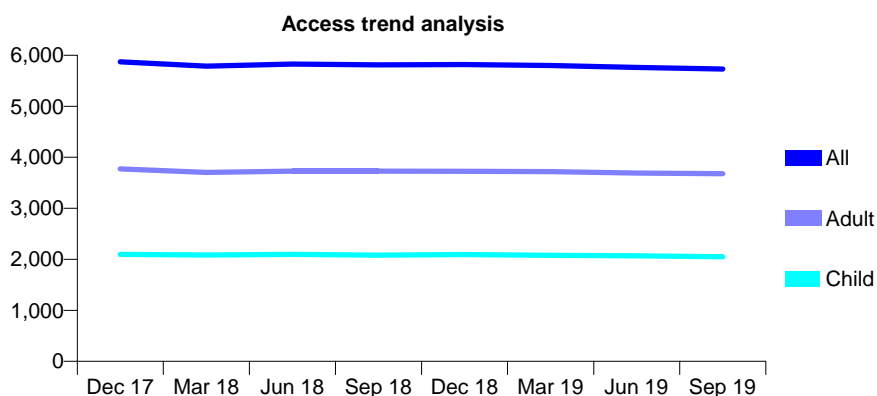
## Q52 - Vital Signs At a Glance Contract Report for 366307/0001 - September 2019

Name or company name	MR GR JONES
Contract type name	GDS Contract
Purpose of contract	General
Contract start date	01/11/2007
Contract end date	

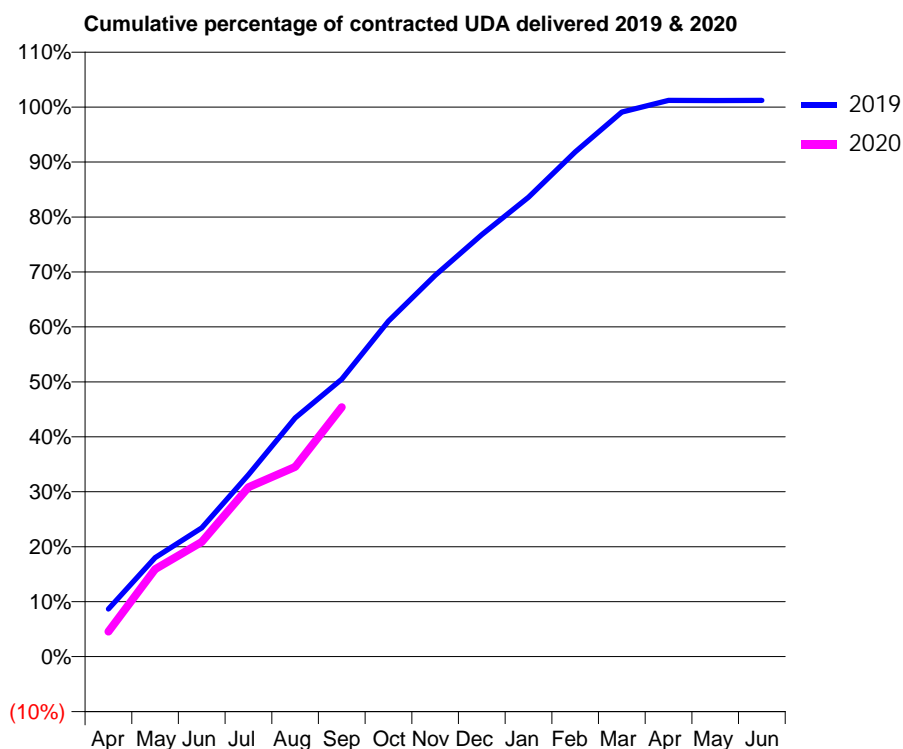
19/20 Contracted general activity (UDA)	14,014
Carry forward general activity (UDA)	-170
19/20 Contracted orthodontic activity (UOA)	0
Carry forward orthodontic activity (UOA)	0
Baseline contract value	£441,458.54

### ACCESS\*

Patients seen in 24 months	Total	Change since previous quarter
Quarter ending September 2018	5,812	
Quarter ending December 2018	5,817	→
Quarter ending March 2019	5,801	→
Quarter ending June 2019	5,761	→
Quarter ending September 2019	5,730	→
<b>Variance since September 2018</b>	<b>(1.4%)</b>	<b>↓</b>



### ACTIVITY



Month	Adjusted Scheduled Activity (UDA)	
	2019	2020
April	1,215	636
May	2,524	2,232
June	3,283	2,927
July	4,637	4,321
August	6,088	4,838
September	7,077	6,362
October	8,558	
November	9,725	
December	10,758	
January	11,715	
February	12,871	
March	13,885	
April	14,183	
May	14,179	
June	14,184	

### QUALITY

	Quantity	Base Number	Contract	AT	Region	England
% of FP17s for the same patient ID Re-attending within 3 months - Children	138	1,632	8.5%	10.1%	12.1%	11.5%
% of FP17s for the same patient ID Re-attending within 3 months - Adults	339	2,667	12.7%	13.4%	15.6%	15.4%
% of FP17s for the same patient ID Re-attending between 3 & 9 months - Children	1,071	1,632	65.6%	63.4%	61.2%	59.7%
% of FP17s for the same patient ID Re-attending between 3 & 9 months - Adults	1,708	2,667	64.0%	56.9%	54.3%	51.7%
% of FP17s for Band 1 Urgent Courses	250	3,403	7.3%	7.5%	9.1%	9.2%
% of FP17s Relating to Free Repair or Replacements	13	3,403	0.4%	0.9%	0.9%	0.7%
% of FP17s Relating to Continuations	2	3,403	0.1%	0.9%	1.0%	0.8%
% of Patients satisfied with the dentistry they have received	1	1	N/A	94.6%	94.4%	93.5%
% of Patients satisfied with the time they had to wait for an appointment	1	1	N/A	86.1%	88.1%	87.4%

\* This is based on patients treated on this contract for their most recent course of treatment. Figures in italics indicate the base number of FP17s or Patient Questionnaire responses are less than 100. N/A is shown where the base number of responses is less than 10 during the period. % is calculated as Quantity/Base number\*100



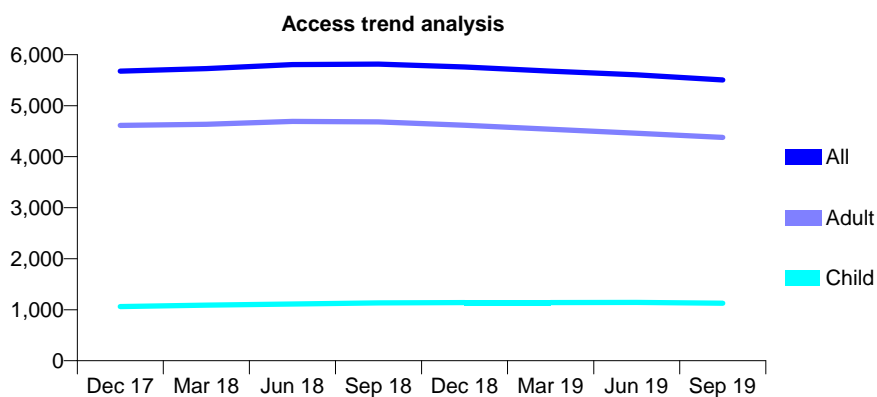
## Q52 - Vital Signs At a Glance Contract Report for 367869/0001 - September 2019

Name or company name	Oakwood Dental Practice
Contract type name	GDS Contract
Purpose of contract	General
Contract start date	10/09/2013
Contract end date	

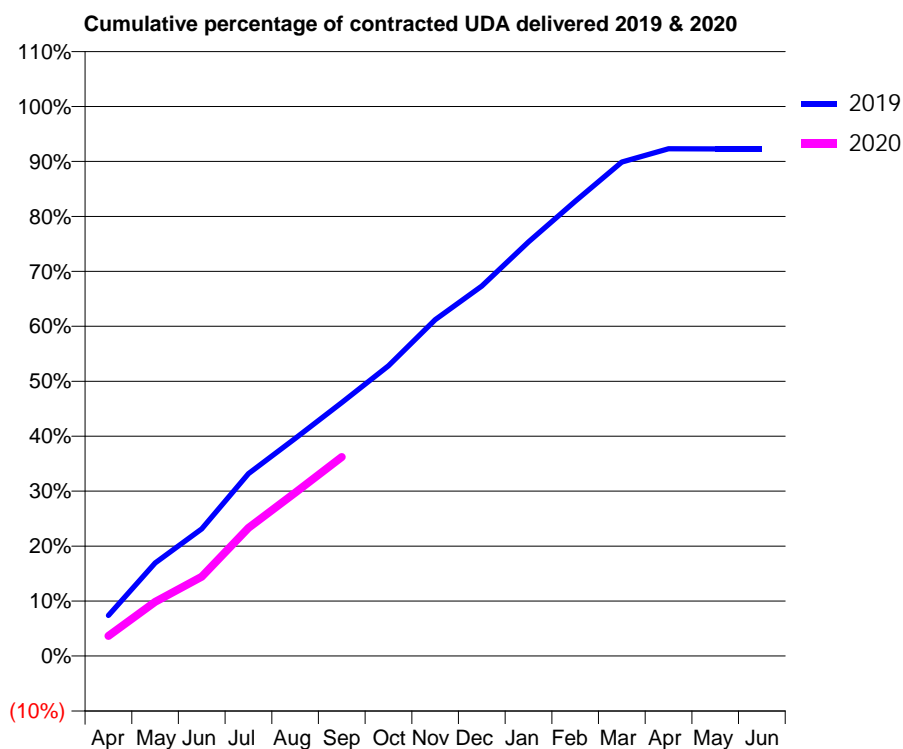
19/20 Contracted general activity (UDA)	20,660
Carry forward general activity (UDA)	0
19/20 Contracted orthodontic activity (UOA)	0
Carry forward orthodontic activity (UOA)	0
Baseline contract value	£481,616.94

### ACCESS\*

Patients seen in 24 months	Total	Change since previous quarter
Quarter ending September 2018	5,815	
Quarter ending December 2018	5,757	→
Quarter ending March 2019	5,676	↓
Quarter ending June 2019	5,604	↓
Quarter ending September 2019	5,505	↓
<b>Variance since September 2018</b>	<b>(5.3%)</b>	<b>↓</b>



### ACTIVITY



Month	Adjusted Scheduled Activity (UDA)	
	2019	2020
April	1,526	755
May	3,496	2,037
June	4,781	2,980
July	6,857	4,814
August	8,178	6,138
September	9,530	7,484
October	10,913	
November	12,645	
December	13,907	
January	15,568	
February	17,098	
March	18,568	
April	19,069	
May	19,066	
June	19,064	

### QUALITY

	Quantity	Base Number	Contract	AT	Region	England
% of FP17s for the same patient ID Re-attending within 3 months - Children	53	936	5.7%	10.1%	12.1%	11.5%
% of FP17s for the same patient ID Re-attending within 3 months - Adults	423	3,416	12.4%	13.4%	15.6%	15.4%
% of FP17s for the same patient ID Re-attending between 3 & 9 months - Children	656	936	70.1%	63.4%	61.2%	59.7%
% of FP17s for the same patient ID Re-attending between 3 & 9 months - Adults	2,345	3,416	68.6%	56.9%	54.3%	51.7%
% of FP17s for Band 1 Urgent Courses	273	4,062	6.7%	7.5%	9.1%	9.2%
% of FP17s Relating to Free Repair or Replacements	30	4,062	0.7%	0.9%	0.9%	0.7%
% of FP17s Relating to Continuations	3	4,062	0.1%	0.9%	1.0%	0.8%
% of Patients satisfied with the dentistry they have received	2	2	N/A	94.6%	94.4%	93.5%
% of Patients satisfied with the time they had to wait for an appointment	2	2	N/A	86.1%	88.1%	87.4%

\* This is based on patients treated on this contract for their most recent course of treatment. Figures in italics indicate the base number of FP17s or Patient Questionnaire responses are less than 100. N/A is shown where the base number of responses is less than 10 during the period. % is calculated as Quantity/Base number\*100

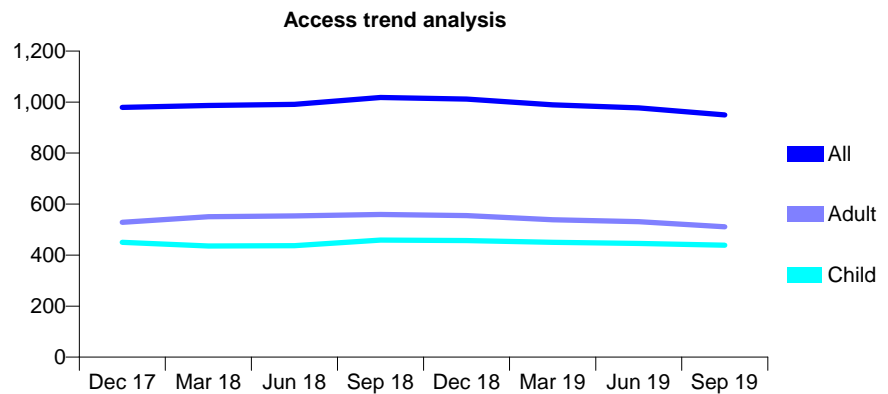
## Q52 - Vital Signs At a Glance Contract Report for 367893/0001 - September 2019

Name or company name	MRS KM PUNIA
Contract type name	GDS Contract
Purpose of contract	General
Contract start date	01/12/2014
Contract end date	

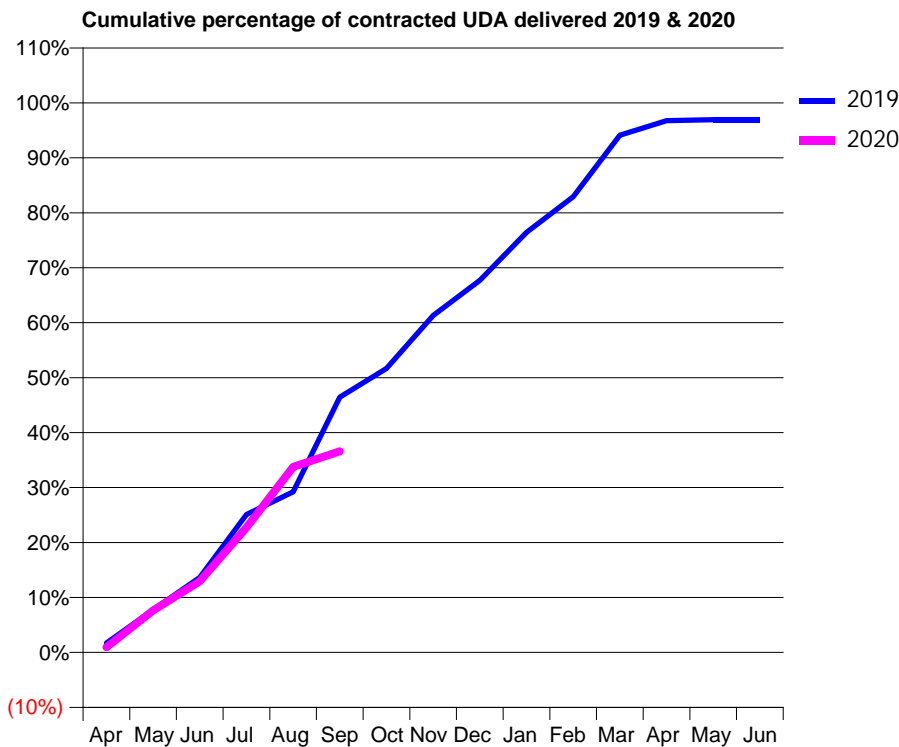
19/20 Contracted general activity (UDA)	3,000
Carry forward general activity (UDA)	92
19/20 Contracted orthodontic activity (UOA)	0
Carry forward orthodontic activity (UOA)	0
Baseline contract value	£89,576.72

### ACCESS\*

Patients seen in 24 months	Total	Change since previous quarter
Quarter ending September 2018	1,018	
Quarter ending December 2018	1,012	→
Quarter ending March 2019	989	↓
Quarter ending June 2019	977	↓
Quarter ending September 2019	950	↓
<b>Variance since September 2018</b>	<b>(6.7%)</b>	<b>↓</b>



### ACTIVITY



Month	2019	2020
April	51	29
May	233	229
June	410	388
July	752	682
August	877	1,013
September	1,393	1,098
October	1,550	
November	1,839	
December	2,031	
January	2,293	
February	2,488	
March	2,823	
April	2,903	
May	2,908	
June	2,908	

### QUALITY

	Quantity	Base Number	Contract	AT	Region	England
% of FP17s for the same patient ID Re-attending within 3 months - Children	17	307	5.5%	10.1%	12.1%	11.5%
% of FP17s for the same patient ID Re-attending within 3 months - Adults	50	354	14.1%	13.4%	15.6%	15.4%
% of FP17s for the same patient ID Re-attending between 3 & 9 months - Children	217	307	70.7%	63.4%	61.2%	59.7%
% of FP17s for the same patient ID Re-attending between 3 & 9 months - Adults	253	354	71.5%	56.9%	54.3%	51.7%
% of FP17s for Band 1 Urgent Courses	21	608	3.5%	7.5%	9.1%	9.2%
% of FP17s Relating to Free Repair or Replacements	3	608	0.5%	0.9%	0.9%	0.7%
% of FP17s Relating to Continuations	7	608	1.2%	0.9%	1.0%	0.8%
% of Patients satisfied with the dentistry they have received	1	1	N/A	94.6%	94.4%	93.5%
% of Patients satisfied with the time they had to wait for an appointment	1	1	N/A	86.1%	88.1%	87.4%

\* This is based on patients treated on this contract for their most recent course of treatment. Figures in italics indicate the base number of FP17s or Patient Questionnaire responses are less than 100. N/A is shown where the base number of responses is less than 10 during the period. % is calculated as Quantity/Base number\*100

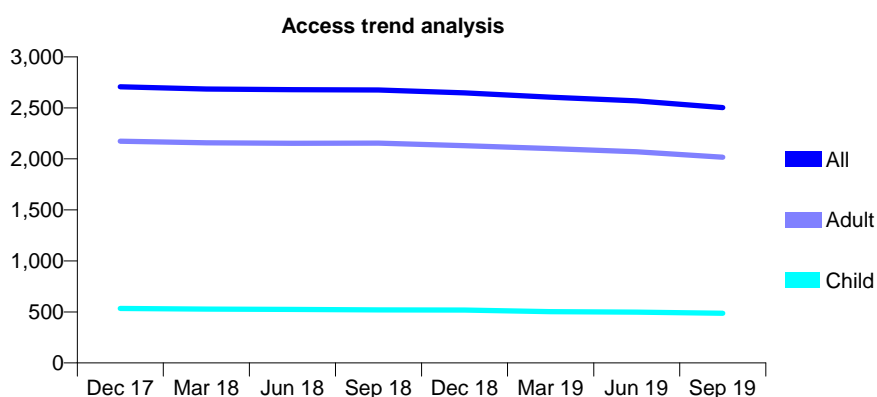
## Q52 - Vital Signs At a Glance Contract Report for 560758/0001 - September 2019

Name or company name	MRS MA O'SULLIVAN
Contract type name	GDS Contract
Purpose of contract	General
Contract start date	01/04/2006
Contract end date	

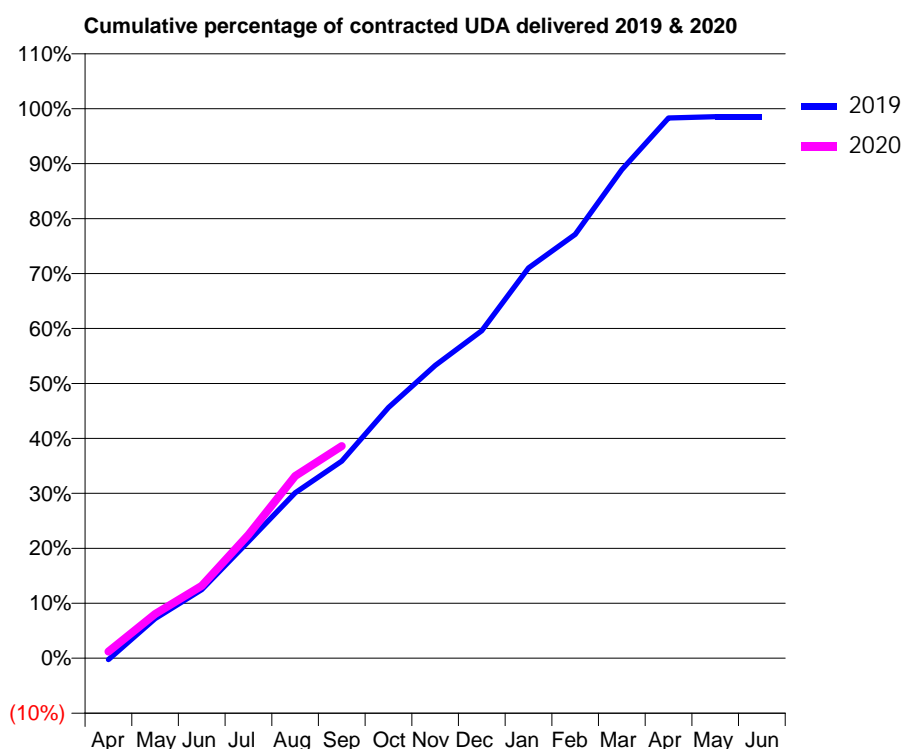
19/20 Contracted general activity (UDA)	6,350
Carry forward general activity (UDA)	94
19/20 Contracted orthodontic activity (UOA)	0
Carry forward orthodontic activity (UOA)	0
Baseline contract value	£176,170.03

### ACCESS\*

Patients seen in 24 months	Total	Change since previous quarter
Quarter ending September 2018	2,675	
Quarter ending December 2018	2,647	↓
Quarter ending March 2019	2,604	↓
Quarter ending June 2019	2,569	↓
Quarter ending September 2019	2,503	↓
<b>Variance since September 2018</b>	<b>(6.4%)</b>	<b>↓</b>



### ACTIVITY



Month	2019	2020
April	-18	77
May	459	513
June	793	838
July	1,349	1,428
August	1,911	2,106
September	2,278	2,450
October	2,898	
November	3,383	
December	3,783	
January	4,510	
February	4,898	
March	5,646	
April	6,241	
May	6,256	
June	6,256	

### QUALITY

	Quantity	Base Number	Contract	AT	Region	England
% of FP17s for the same patient ID Re-attending within 3 months - Children	26	367	7.1%	10.1%	12.1%	11.5%
% of FP17s for the same patient ID Re-attending within 3 months - Adults	309	1,500	20.6%	13.4%	15.6%	15.4%
% of FP17s for the same patient ID Re-attending between 3 & 9 months - Children	210	367	57.2%	63.4%	61.2%	59.7%
% of FP17s for the same patient ID Re-attending between 3 & 9 months - Adults	660	1,500	44.0%	56.9%	54.3%	51.7%
% of FP17s for Band 1 Urgent Courses	256	1,619	15.8%	7.5%	9.1%	9.2%
% of FP17s Relating to Free Repair or Replacements	21	1,619	1.3%	0.9%	0.9%	0.7%
% of FP17s Relating to Continuations	26	1,619	1.6%	0.9%	1.0%	0.8%
% of Patients satisfied with the dentistry they have received	3	3	N/A	94.6%	94.4%	93.5%
% of Patients satisfied with the time they had to wait for an appointment	3	3	N/A	86.1%	88.1%	87.4%

\* This is based on patients treated on this contract for their most recent course of treatment.

Figures in italics indicate the base number of FP17s or Patient Questionnaire responses are less than 100. N/A is shown where the base number of responses is less than 10 during the period. % is calculated as Quantity/Base number\*100

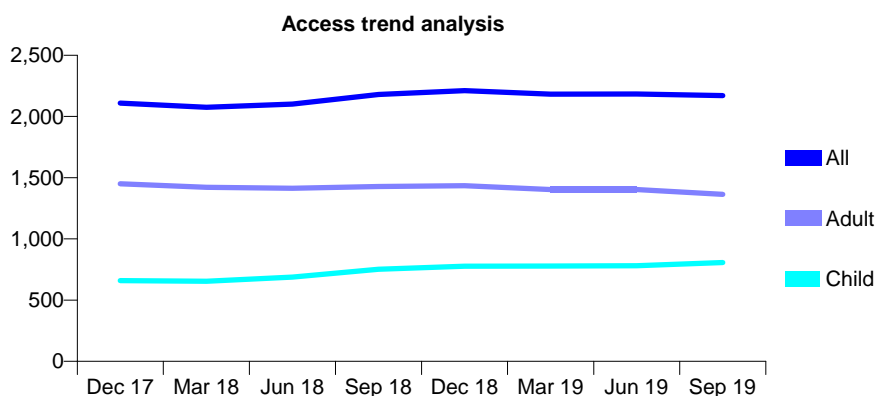
## Q52 - Vital Signs At a Glance Contract Report for 569712/0001 - September 2019

Name or company name	MR NM SYKES
Contract type name	GDS Contract
Purpose of contract	General
Contract start date	01/04/2006
Contract end date	

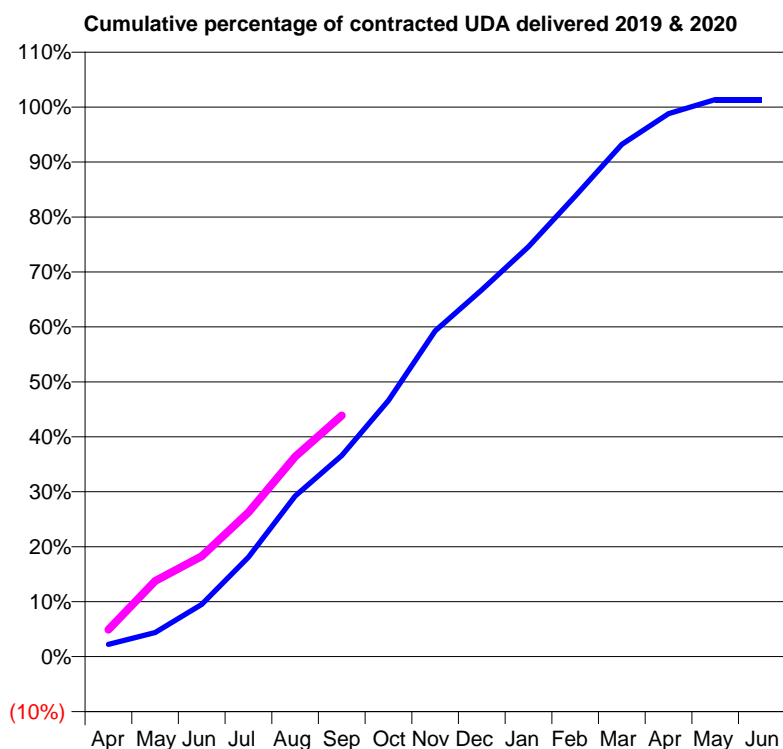
19/20 Contracted general activity (UDA)	7,500
Carry forward general activity (UDA)	-102
19/20 Contracted orthodontic activity (UOA)	0
Carry forward orthodontic activity (UOA)	0
Baseline contract value	£232,271.73

### ACCESS\*

Patients seen in 24 months	Total	Change since previous quarter
Quarter ending September 2018	2,180	
Quarter ending December 2018	2,211	→
Quarter ending March 2019	2,182	↓
Quarter ending June 2019	2,184	→
Quarter ending September 2019	2,171	→
<b>Variance since September 2018</b>	<b>(0.4%)</b>	<b>→</b>



### ACTIVITY



Month	Adjusted Scheduled Activity (UDA)	
	2019	2020
April	169	369
May	329	1,032
June	712	1,372
July	1,358	1,969
August	2,191	2,730
September	2,743	3,292
October	3,496	
November	4,445	
December	5,004	
January	5,595	
February	6,285	
March	6,990	
April	7,410	
May	7,602	
June	7,602	

### QUALITY

	Quantity	Base Number	Contract	AT	Region	England
% of FP17s for the same patient ID Re-attending within 3 months - Children	61	656	9.3%	10.1%	12.1%	11.5%
% of FP17s for the same patient ID Re-attending within 3 months - Adults	178	942	18.9%	13.4%	15.6%	15.4%
% of FP17s for the same patient ID Re-attending between 3 & 9 months - Children	397	656	60.5%	63.4%	61.2%	59.7%
% of FP17s for the same patient ID Re-attending between 3 & 9 months - Adults	521	942	55.3%	56.9%	54.3%	51.7%
% of FP17s for Band 1 Urgent Courses	64	1,352	4.7%	7.5%	9.1%	9.2%
% of FP17s Relating to Free Repair or Replacements	37	1,352	2.7%	0.9%	0.9%	0.7%
% of FP17s Relating to Continuations	1	1,352	0.1%	0.9%	1.0%	0.8%
% of Patients satisfied with the dentistry they have received	0	0	N/A	94.6%	94.4%	93.5%
% of Patients satisfied with the time they had to wait for an appointment	0	0	N/A	86.1%	88.1%	87.4%

\* This is based on patients treated on this contract for their most recent course of treatment. Figures in italics indicate the base number of FP17s or Patient Questionnaire responses are less than 100. N/A is shown where the base number of responses is less than 10 during the period. % is calculated as Quantity/Base number\*100

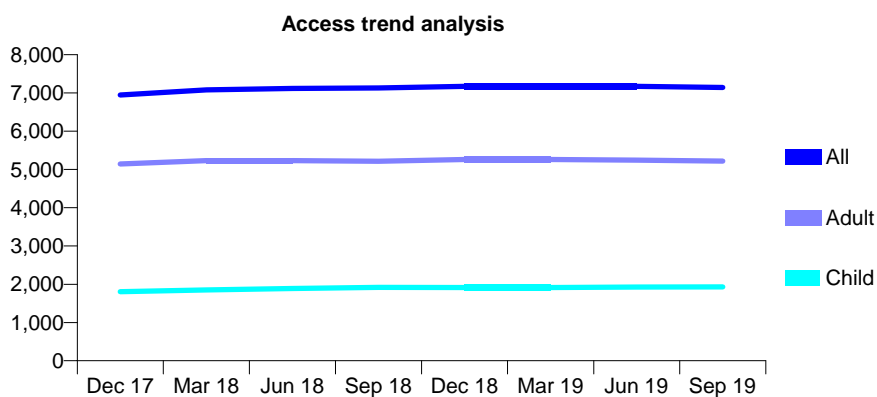
## Q52 - Vital Signs At a Glance Contract Report for 575208/0002 - September 2019

Name or company name	MRS JC O'SULLIVAN
Contract type name	GDS Contract
Purpose of contract	General
Contract start date	01/04/2008
Contract end date	

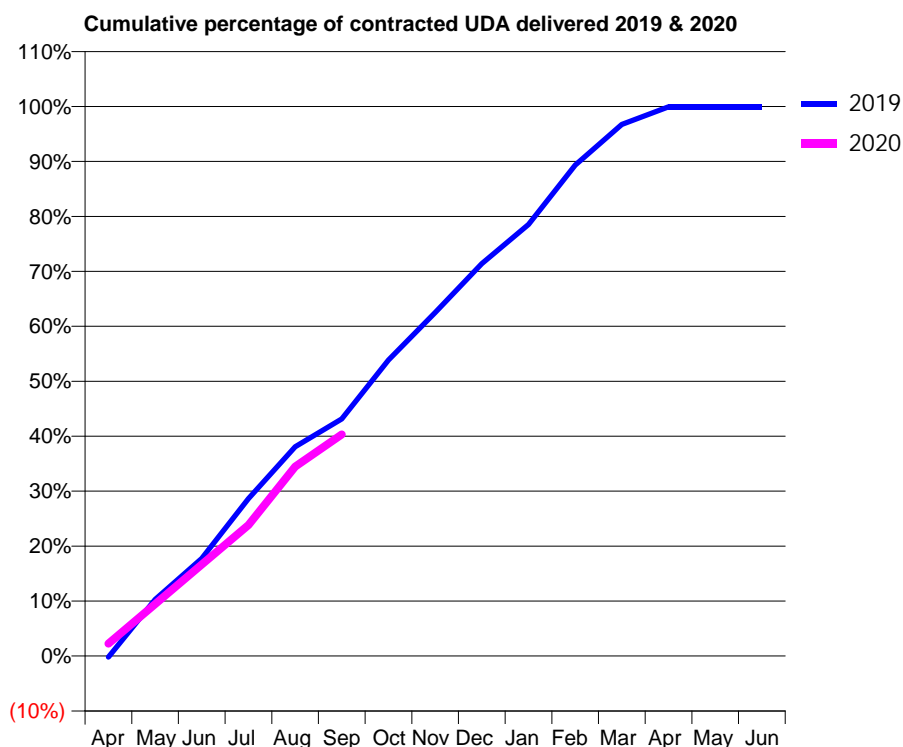
19/20 Contracted general activity (UDA)	18,414
Carry forward general activity (UDA)	11
19/20 Contracted orthodontic activity (UOA)	0
Carry forward orthodontic activity (UOA)	0
Baseline contract value	£674,559.72

### ACCESS\*

Patients seen in 24 months	Total	Change since previous quarter
Quarter ending September 2018	7,130	
Quarter ending December 2018	7,172	→
Quarter ending March 2019	7,173	→
Quarter ending June 2019	7,173	→
Quarter ending September 2019	7,143	→
<b>Variance since September 2018</b>	<b>0.2%</b>	<b>→</b>



### ACTIVITY



Month	Adjusted Scheduled Activity (UDA)	
	2019	2020
April	-37	418
May	1,897	1,739
June	3,270	3,064
July	5,276	4,388
August	7,011	6,347
September	7,947	7,424
October	9,918	
November	11,508	
December	13,149	
January	14,459	
February	16,451	
March	17,811	
April	18,401	
May	18,403	
June	18,403	

### QUALITY

	Quantity	Base Number	Contract	AT	Region	England
% of FP17s for the same patient ID Re-attending within 3 months - Children	102	1,590	6.4%	10.1%	12.1%	11.5%
% of FP17s for the same patient ID Re-attending within 3 months - Adults	683	4,228	16.2%	13.4%	15.6%	15.4%
% of FP17s for the same patient ID Re-attending between 3 & 9 months - Children	1,126	1,590	70.8%	63.4%	61.2%	59.7%
% of FP17s for the same patient ID Re-attending between 3 & 9 months - Adults	2,743	4,228	64.9%	56.9%	54.3%	51.7%
% of FP17s for Band 1 Urgent Courses	330	4,752	6.9%	7.5%	9.1%	9.2%
% of FP17s Relating to Free Repair or Replacements	47	4,752	1.0%	0.9%	0.9%	0.7%
% of FP17s Relating to Continuations	112	4,752	2.4%	0.9%	1.0%	0.8%
% of Patients satisfied with the dentistry they have received	2	2	N/A	94.6%	94.4%	93.5%
% of Patients satisfied with the time they had to wait for an appointment	1	2	N/A	86.1%	88.1%	87.4%

\* This is based on patients treated on this contract for their most recent course of treatment. Figures in italics indicate the base number of FP17s or Patient Questionnaire responses are less than 100. N/A is shown where the base number of responses is less than 10 during the period. % is calculated as Quantity/Base number\*100

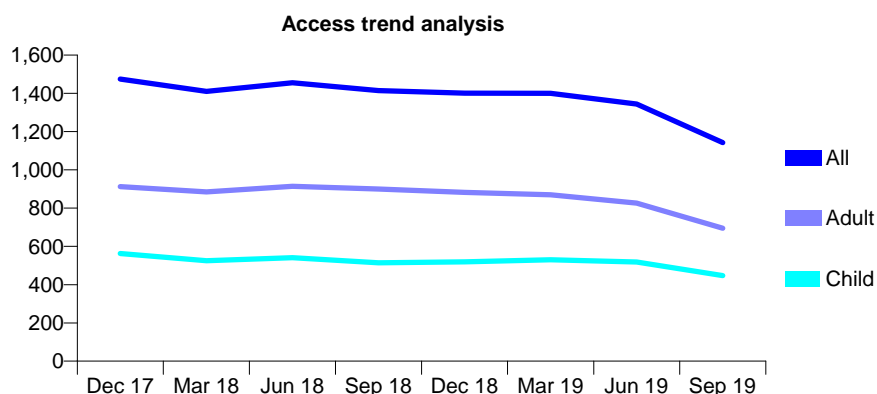
## Q52 - Vital Signs At a Glance Contract Report for 623520/0001 - September 2019

Name or company name	N Kaushal, D Kaushal & GS Chana
Contract type name	GDS Contract
Purpose of contract	General
Contract start date	01/04/2006
Contract end date	

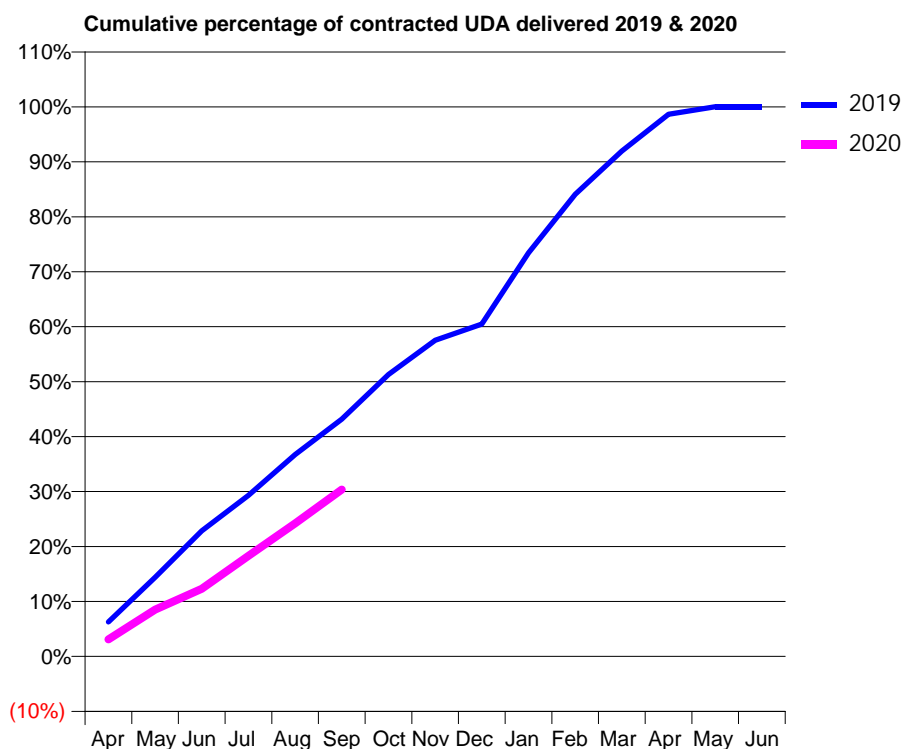
19/20 Contracted general activity (UDA)	4,347
Carry forward general activity (UDA)	-1
19/20 Contracted orthodontic activity (UOA)	0
Carry forward orthodontic activity (UOA)	0
Baseline contract value	£126,654.39

### ACCESS\*

Patients seen in 24 months	Total	Change since previous quarter
Quarter ending September 2018	1,414	
Quarter ending December 2018	1,401	→
Quarter ending March 2019	1,400	→
Quarter ending June 2019	1,344	↓
Quarter ending September 2019	1,142	↓
<b>Variance since September 2018</b>	<b>(19.2%)</b>	<b>↓</b>



### ACTIVITY



Month	2019	2020
April	273	135
May	626	371
June	993	535
July	1,273	796
August	1,597	1,052
September	1,878	1,320
October	2,229	
November	2,501	
December	2,629	
January	3,193	
February	3,655	
March	3,997	
April	4,288	
May	4,348	
June	4,348	

### QUALITY

	Quantity	Base Number	Contract	AT	Region	England
% of FP17s for the same patient ID Re-attending within 3 months - Children	6	166	3.6%	10.1%	12.1%	11.5%
% of FP17s for the same patient ID Re-attending within 3 months - Adults	26	260	10.0%	13.4%	15.6%	15.4%
% of FP17s for the same patient ID Re-attending between 3 & 9 months - Children	55	166	33.1%	63.4%	61.2%	59.7%
% of FP17s for the same patient ID Re-attending between 3 & 9 months - Adults	80	260	30.8%	56.9%	54.3%	51.7%
% of FP17s for Band 1 Urgent Courses	0	351	0.0%	7.5%	9.1%	9.2%
% of FP17s Relating to Free Repair or Replacements	0	351	0.0%	0.9%	0.9%	0.7%
% of FP17s Relating to Continuations	0	351	0.0%	0.9%	1.0%	0.8%
% of Patients satisfied with the dentistry they have received	0	0	N/A	94.6%	94.4%	93.5%
% of Patients satisfied with the time they had to wait for an appointment	0	0	N/A	86.1%	88.1%	87.4%

\* This is based on patients treated on this contract for their most recent course of treatment. Figures in italics indicate the base number of FP17s or Patient Questionnaire responses are less than 100. N/A is shown where the base number of responses is less than 10 during the period. % is calculated as Quantity/Base number\*100

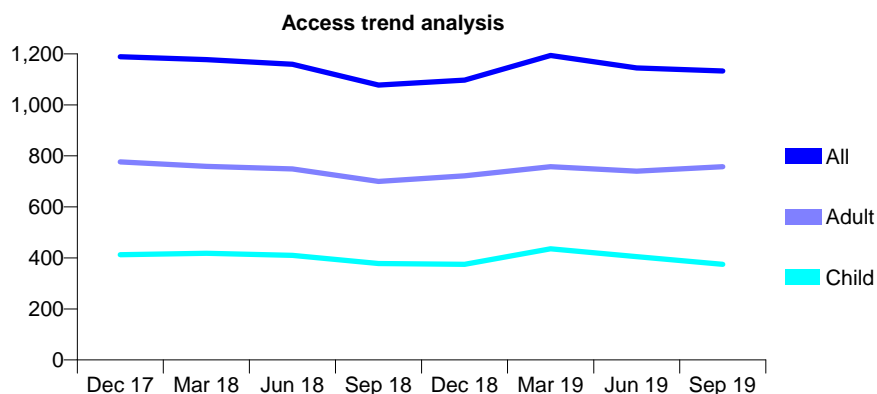
## Q52 - Vital Signs At a Glance Contract Report for 623520/0002 - September 2019

Name or company name	MR GS CHANA
Contract type name	GDS Contract
Purpose of contract	General
Contract start date	01/04/2006
Contract end date	

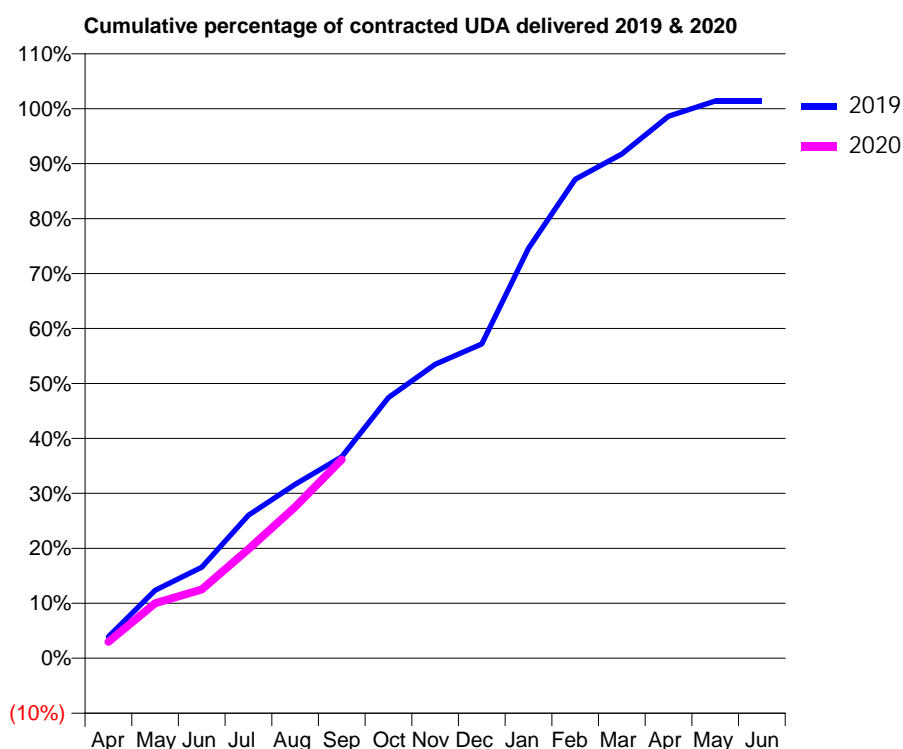
19/20 Contracted general activity (UDA)	4,150
Carry forward general activity (UDA)	-58
19/20 Contracted orthodontic activity (UOA)	0
Carry forward orthodontic activity (UOA)	0
Baseline contract value	£127,436.63

### ACCESS\*

Patients seen in 24 months	Total	Change since previous quarter
Quarter ending September 2018	1,078	
Quarter ending December 2018	1,097	→
Quarter ending March 2019	1,194	↑
Quarter ending June 2019	1,145	↓
Quarter ending September 2019	1,133	↓
<b>Variance since September 2018</b>	<b>5.1%</b>	<b>↑</b>



### ACTIVITY



Month	2019	2020
April	163	124
May	513	415
June	687	519
July	1,080	824
August	1,314	1,143
September	1,521	1,500
October	1,969	
November	2,219	
December	2,373	
January	3,096	
February	3,617	
March	3,807	
April	4,092	
May	4,208	
June	4,208	

### QUALITY

	Quantity	Base Number	Contract	AT	Region	England
% of FP17s for the same patient ID Re-attending within 3 months - Children	2	125	1.6%	10.1%	12.1%	11.5%
% of FP17s for the same patient ID Re-attending within 3 months - Adults	21	287	7.3%	13.4%	15.6%	15.4%
% of FP17s for the same patient ID Re-attending between 3 & 9 months - Children	27	125	21.6%	63.4%	61.2%	59.7%
% of FP17s for the same patient ID Re-attending between 3 & 9 months - Adults	53	287	18.5%	56.9%	54.3%	51.7%
% of FP17s for Band 1 Urgent Courses	0	318	0.0%	7.5%	9.1%	9.2%
% of FP17s Relating to Free Repair or Replacements	0	318	0.0%	0.9%	0.9%	0.7%
% of FP17s Relating to Continuations	0	318	0.0%	0.9%	1.0%	0.8%
% of Patients satisfied with the dentistry they have received	1	2	N/A	94.6%	94.4%	93.5%
% of Patients satisfied with the time they had to wait for an appointment	2	2	N/A	86.1%	88.1%	87.4%

\* This is based on patients treated on this contract for their most recent course of treatment. Figures in italics indicate the base number of FP17s or Patient Questionnaire responses are less than 100. N/A is shown where the base number of responses is less than 10 during the period. % is calculated as Quantity/Base number\*100

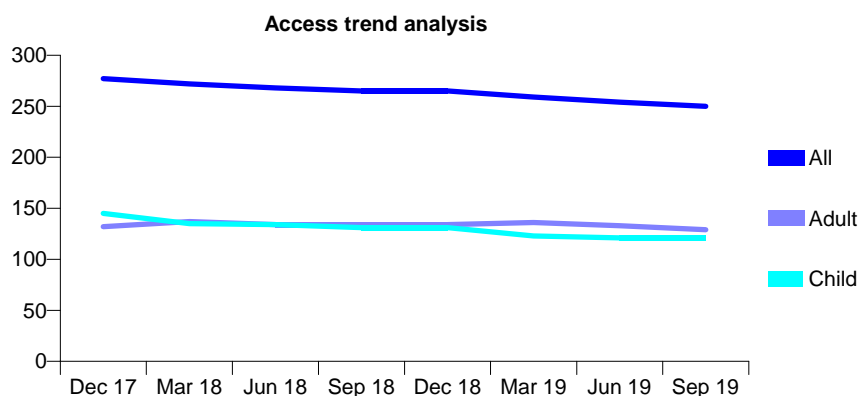
## Q52 - Vital Signs At a Glance Contract Report for 631191/0001 - September 2019

Name or company name	MRS MJ MILLINGTON-SMITH
Contract type name	GDS Contract
Purpose of contract	General
Contract start date	01/04/2006
Contract end date	

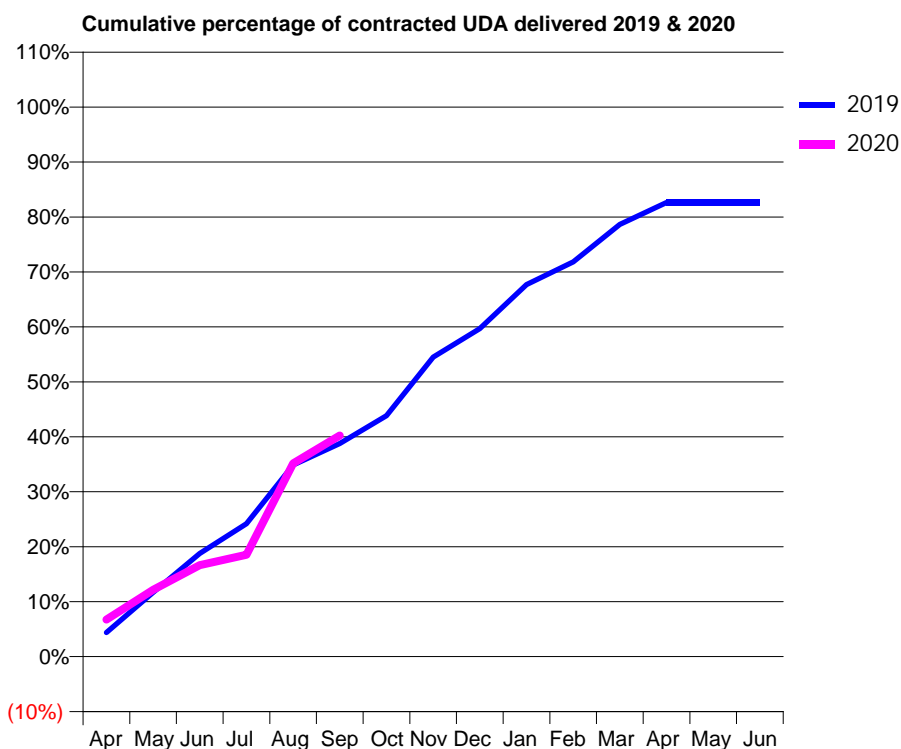
19/20 Contracted general activity (UDA)	850
Carry forward general activity (UDA)	0
19/20 Contracted orthodontic activity (UOA)	0
Carry forward orthodontic activity (UOA)	0
Baseline contract value	£27,134.21

### ACCESS\*

Patients seen in 24 months	Total	Change since previous quarter
Quarter ending September 2018	265	
Quarter ending December 2018	265	→
Quarter ending March 2019	259	↓
Quarter ending June 2019	254	↓
Quarter ending September 2019	250	↓
<b>Variance since September 2018</b>	<b>(5.7%)</b>	<b>↓</b>



### ACTIVITY



Month	Adjusted Scheduled Activity (UDA)	
	2019	2020
April	37	57
May	100	103
June	160	142
July	206	158
August	297	299
September	330	342
October	373	
November	463	
December	507	
January	575	
February	610	
March	668	
April	702	
May	702	
June	702	

### QUALITY

	Quantity	Base Number	Contract	AT	Region	England
% of FP17s for the same patient ID Re-attending within 3 months - Children	10	117	8.5%	10.1%	12.1%	11.5%
% of FP17s for the same patient ID Re-attending within 3 months - Adults	15	99	15.2%	13.4%	15.6%	15.4%
% of FP17s for the same patient ID Re-attending between 3 & 9 months - Children	84	117	71.8%	63.4%	61.2%	59.7%
% of FP17s for the same patient ID Re-attending between 3 & 9 months - Adults	62	99	62.6%	56.9%	54.3%	51.7%
% of FP17s for Band 1 Urgent Courses	9	206	4.4%	7.5%	9.1%	9.2%
% of FP17s Relating to Free Repair or Replacements	0	206	0.0%	0.9%	0.9%	0.7%
% of FP17s Relating to Continuations	1	206	0.5%	0.9%	1.0%	0.8%
% of Patients satisfied with the dentistry they have received	1	1	N/A	94.6%	94.4%	93.5%
% of Patients satisfied with the time they had to wait for an appointment	1	1	N/A	86.1%	88.1%	87.4%

\* This is based on patients treated on this contract for their most recent course of treatment. Figures in italics indicate the base number of FP17s or Patient Questionnaire responses are less than 100. N/A is shown where the base number of responses is less than 10 during the period. % is calculated as Quantity/Base number\*100



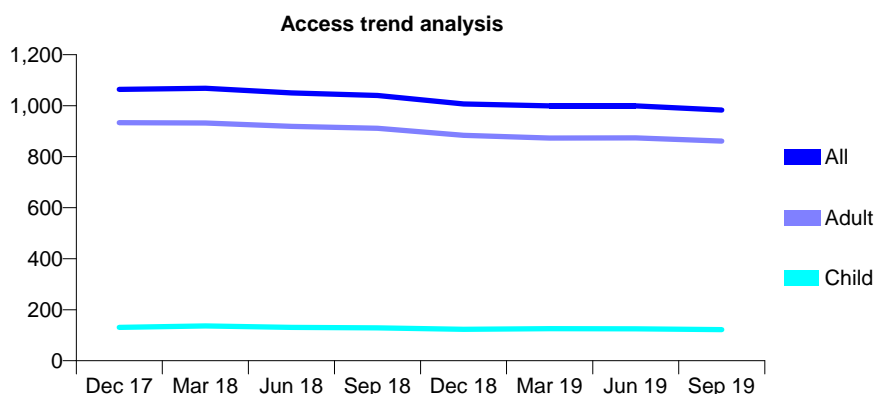
## Q52 - Vital Signs At a Glance Contract Report for 631507/0001 - September 2019

Name or company name	MR JC RAYNER
Contract type name	GDS Contract
Purpose of contract	General
Contract start date	01/04/2006
Contract end date	

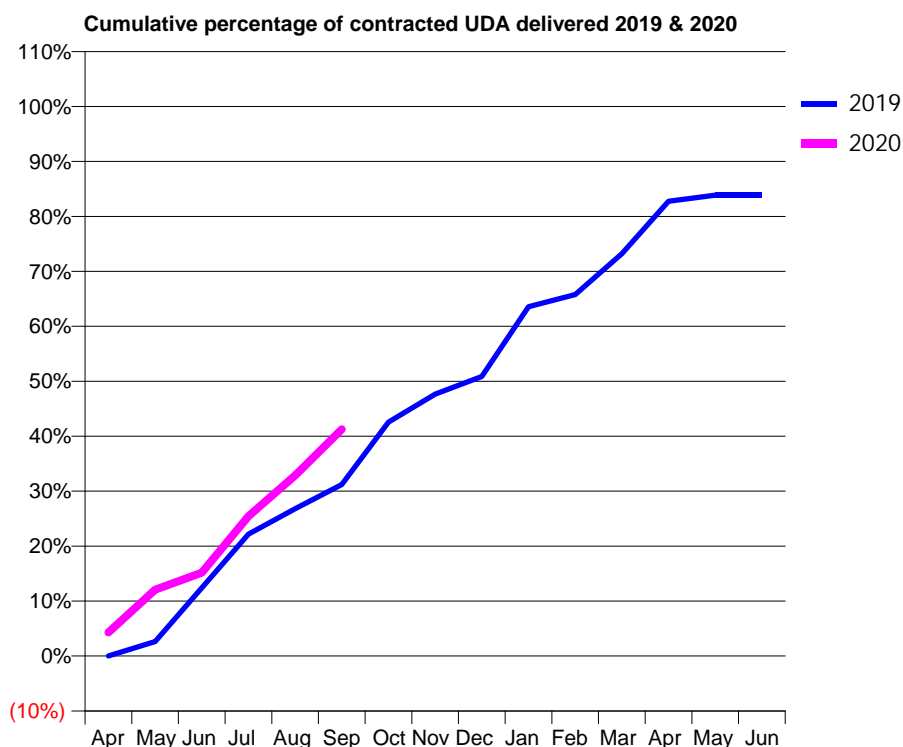
19/20 Contracted general activity (UDA)	2,718
Carry forward general activity (UDA)	0
19/20 Contracted orthodontic activity (UOA)	0
Carry forward orthodontic activity (UOA)	0
Baseline contract value	£55,518.36

### ACCESS\*

Patients seen in 24 months	Total	Change since previous quarter
Quarter ending September 2018	1,040	
Quarter ending December 2018	1,007	↓
Quarter ending March 2019	999	→
Quarter ending June 2019	999	→
Quarter ending September 2019	983	↓
<b>Variance since September 2018</b>	<b>(5.5%)</b>	<b>↓</b>



### ACTIVITY



Month	Adjusted Scheduled Activity (UDA)	
	2019	2020
April	0	117
May	72	328
June	337	412
July	603	691
August	728	894
September	848	1,121
October	1,157	
November	1,295	
December	1,383	
January	1,728	
February	1,788	
March	1,990	
April	2,249	
May	2,279	
June	2,279	

### QUALITY

	Quantity	Base Number	Contract	AT	Region	England
% of FP17s for the same patient ID Re-attending within 3 months - Children	7	110	6.4%	10.1%	12.1%	11.5%
% of FP17s for the same patient ID Re-attending within 3 months - Adults	118	678	17.4%	13.4%	15.6%	15.4%
% of FP17s for the same patient ID Re-attending between 3 & 9 months - Children	60	110	54.5%	63.4%	61.2%	59.7%
% of FP17s for the same patient ID Re-attending between 3 & 9 months - Adults	252	678	37.2%	56.9%	54.3%	51.7%
% of FP17s for Band 1 Urgent Courses	54	577	9.4%	7.5%	9.1%	9.2%
% of FP17s Relating to Free Repair or Replacements	4	577	0.7%	0.9%	0.9%	0.7%
% of FP17s Relating to Continuations	7	577	1.2%	0.9%	1.0%	0.8%
% of Patients satisfied with the dentistry they have received	5	5	N/A	94.6%	94.4%	93.5%
% of Patients satisfied with the time they had to wait for an appointment	4	5	N/A	86.1%	88.1%	87.4%

\* This is based on patients treated on this contract for their most recent course of treatment. Figures in italics indicate the base number of FP17s or Patient Questionnaire responses are less than 100. N/A is shown where the base number of responses is less than 10 during the period. % is calculated as Quantity/Base number\*100

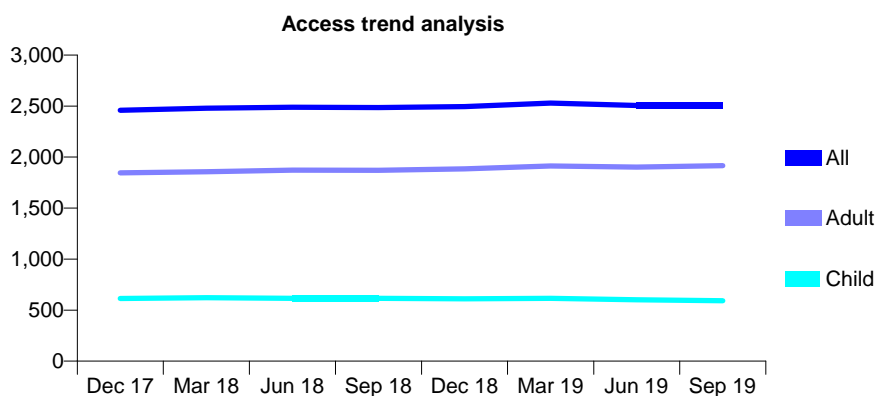
## Q52 - Vital Signs At a Glance Contract Report for 632643/0001 - September 2019

Name or company name	MR PA BRIDGE
Contract type name	GDS Contract
Purpose of contract	General
Contract start date	01/04/2006
Contract end date	

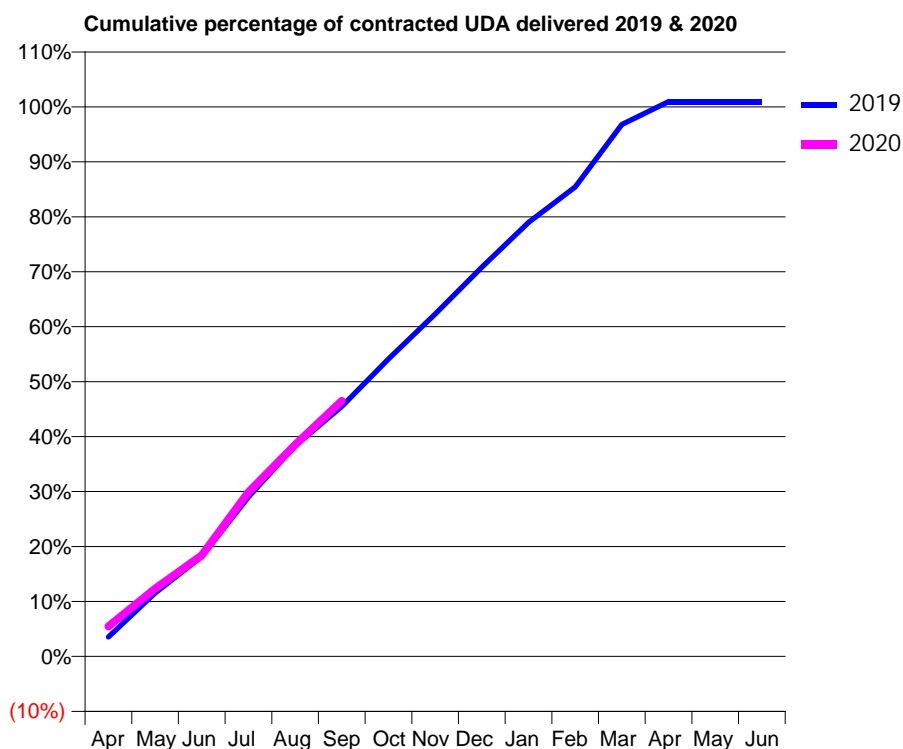
19/20 Contracted general activity (UDA)	9,046
Carry forward general activity (UDA)	-84
19/20 Contracted orthodontic activity (UOA)	0
Carry forward orthodontic activity (UOA)	0
Baseline contract value	£240,846.91

### ACCESS\*

Patients seen in 24 months	Total	Change since previous quarter
Quarter ending September 2018	2,486	
Quarter ending December 2018	2,495	→
Quarter ending March 2019	2,529	→
Quarter ending June 2019	2,505	→
Quarter ending September 2019	2,507	→
<b>Variance since September 2018</b>	<b>0.8%</b>	<b>→</b>



### ACTIVITY



Month	2019	2020
April	321	496
May	1,047	1,115
June	1,646	1,665
July	2,626	2,703
August	3,470	3,485
September	4,113	4,205
October	4,895	
November	5,635	
December	6,403	
January	7,144	
February	7,729	
March	8,756	
April	9,130	
May	9,130	
June	9,130	

### QUALITY

	Quantity	Base Number	Contract	AT	Region	England
% of FP17s for the same patient ID Re-attending within 3 months - Children	50	530	9.4%	10.1%	12.1%	11.5%
% of FP17s for the same patient ID Re-attending within 3 months - Adults	301	1,717	17.5%	13.4%	15.6%	15.4%
% of FP17s for the same patient ID Re-attending between 3 & 9 months - Children	371	530	70.0%	63.4%	61.2%	59.7%
% of FP17s for the same patient ID Re-attending between 3 & 9 months - Adults	1,184	1,717	69.0%	56.9%	54.3%	51.7%
% of FP17s for Band 1 Urgent Courses	154	2,077	7.4%	7.5%	9.1%	9.2%
% of FP17s Relating to Free Repair or Replacements	4	2,077	0.2%	0.9%	0.9%	0.7%
% of FP17s Relating to Continuations	29	2,077	1.4%	0.9%	1.0%	0.8%
% of Patients satisfied with the dentistry they have received	4	4	N/A	94.6%	94.4%	93.5%
% of Patients satisfied with the time they had to wait for an appointment	4	4	N/A	86.1%	88.1%	87.4%

\* This is based on patients treated on this contract for their most recent course of treatment. Figures in italics indicate the base number of FP17s or Patient Questionnaire responses are less than 100. N/A is shown where the base number of responses is less than 10 during the period. % is calculated as Quantity/Base number\*100

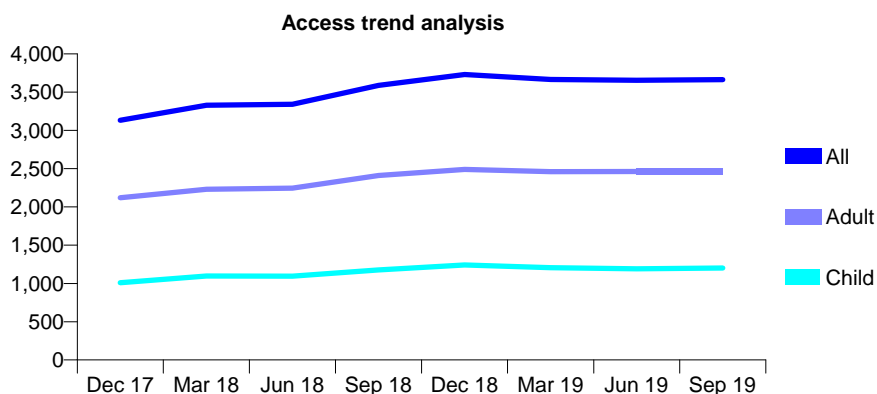
## Q52 - Vital Signs At a Glance Contract Report for 643637/0001 - September 2019

Name or company name	Batley Carr Dental Centre
Contract type name	GDS Contract
Purpose of contract	General
Contract start date	01/04/2006
Contract end date	

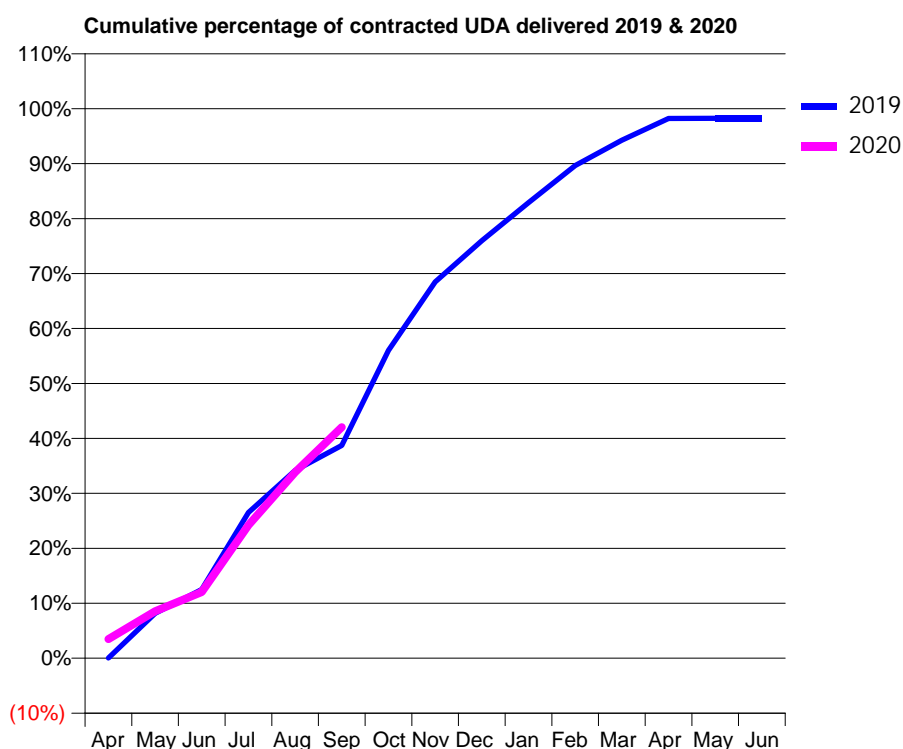
19/20 Contracted general activity (UDA)	11,017
Carry forward general activity (UDA)	194
19/20 Contracted orthodontic activity (UOA)	0
Carry forward orthodontic activity (UOA)	0
Baseline contract value	£349,782.02

### ACCESS\*

Patients seen in 24 months	Total	Change since previous quarter
Quarter ending September 2018	3,588	
Quarter ending December 2018	3,731	↑
Quarter ending March 2019	3,665	↓
Quarter ending June 2019	3,654	→
Quarter ending September 2019	3,663	→
<b>Variance since September 2018</b>	<b>2.1%</b>	<b>↑</b>



### ACTIVITY



Month	Adjusted Scheduled Activity (UDA)	
	2019	2020
April	7	382
May	900	942
June	1,379	1,327
July	2,920	2,666
August	3,765	3,731
September	4,266	4,632
October	6,171	
November	7,544	
December	8,370	
January	9,133	
February	9,877	
March	10,383	
April	10,821	
May	10,823	
June	10,823	

### QUALITY

	Quantity	Base Number	Contract	AT	Region	England
% of FP17s for the same patient ID Re-attending within 3 months - Children	121	1,139	10.6%	10.1%	12.1%	11.5%
% of FP17s for the same patient ID Re-attending within 3 months - Adults	252	1,806	14.0%	13.4%	15.6%	15.4%
% of FP17s for the same patient ID Re-attending between 3 & 9 months - Children	747	1,139	65.6%	63.4%	61.2%	59.7%
% of FP17s for the same patient ID Re-attending between 3 & 9 months - Adults	1,040	1,806	57.6%	56.9%	54.3%	51.7%
% of FP17s for Band 1 Urgent Courses	259	2,716	9.5%	7.5%	9.1%	9.2%
% of FP17s Relating to Free Repair or Replacements	5	2,716	0.2%	0.9%	0.9%	0.7%
% of FP17s Relating to Continuations	8	2,716	0.3%	0.9%	1.0%	0.8%
% of Patients satisfied with the dentistry they have received	2	2	N/A	94.6%	94.4%	93.5%
% of Patients satisfied with the time they had to wait for an appointment	2	2	N/A	86.1%	88.1%	87.4%

\* This is based on patients treated on this contract for their most recent course of treatment.

Figures in italics indicate the base number of FP17s or Patient Questionnaire responses are less than 100. N/A is shown where the base number of responses is less than 10 during the period. % is calculated as Quantity/Base number\*100

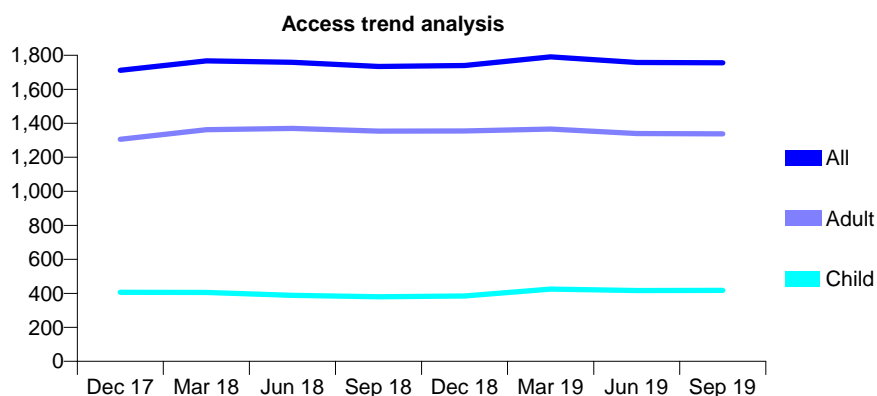
## Q52 - Vital Signs At a Glance Contract Report for 650889/0001 - September 2019

Name or company name	MR SO ODAI
Contract type name	GDS Contract
Purpose of contract	General
Contract start date	01/04/2006
Contract end date	

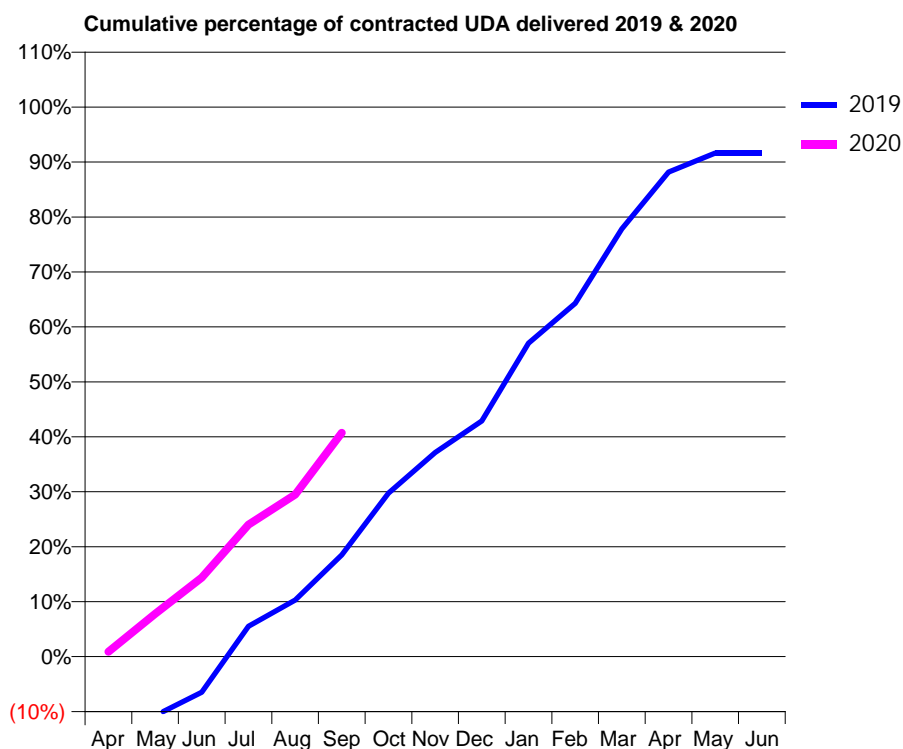
19/20 Contracted general activity (UDA)	4,288
Carry forward general activity (UDA)	0
19/20 Contracted orthodontic activity (UOA)	0
Carry forward orthodontic activity (UOA)	0
Baseline contract value	£117,989.37

### ACCESS\*

Patients seen in 24 months	Total	Change since previous quarter
Quarter ending September 2018	1,734	
Quarter ending December 2018	1,740	→
Quarter ending March 2019	1,791	↑
Quarter ending June 2019	1,757	↓
Quarter ending September 2019	1,756	→
<b>Variance since September 2018</b>	<b>1.3%</b>	<b>→</b>



### ACTIVITY



Month	Adjusted Scheduled Activity (UDA)	
	2019	2020
April	-751	38
May	-461	335
June	-279	617
July	237	1,030
August	442	1,265
September	793	1,746
October	1,275	
November	1,593	
December	1,840	
January	2,446	
February	2,757	
March	3,338	
April	3,780	
May	3,929	
June	3,929	

### QUALITY

	Quantity	Base Number	Contract	AT	Region	England
% of FP17s for the same patient ID Re-attending within 3 months - Children	32	247	13.0%	10.1%	12.1%	11.5%
% of FP17s for the same patient ID Re-attending within 3 months - Adults	150	909	16.5%	13.4%	15.6%	15.4%
% of FP17s for the same patient ID Re-attending between 3 & 9 months - Children	127	247	51.4%	63.4%	61.2%	59.7%
% of FP17s for the same patient ID Re-attending between 3 & 9 months - Adults	466	909	51.3%	56.9%	54.3%	51.7%
% of FP17s for Band 1 Urgent Courses	62	953	6.5%	7.5%	9.1%	9.2%
% of FP17s Relating to Free Repair or Replacements	7	953	0.7%	0.9%	0.9%	0.7%
% of FP17s Relating to Continuations	18	953	1.9%	0.9%	1.0%	0.8%
% of Patients satisfied with the dentistry they have received	2	2	N/A	94.6%	94.4%	93.5%
% of Patients satisfied with the time they had to wait for an appointment	2	2	N/A	86.1%	88.1%	87.4%

\* This is based on patients treated on this contract for their most recent course of treatment. Figures in italics indicate the base number of FP17s or Patient Questionnaire responses are less than 100. N/A is shown where the base number of responses is less than 10 during the period. % is calculated as Quantity/Base number\*100

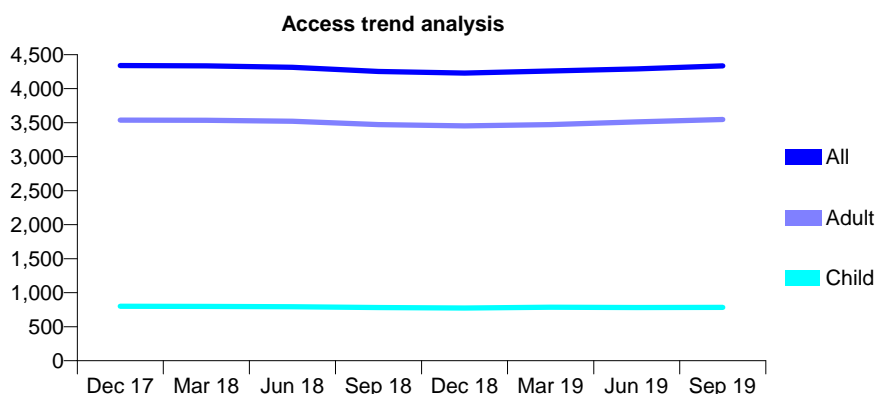
## Q52 - Vital Signs At a Glance Contract Report for 650986/0001 - September 2019

Name or company name	MISS JE COTTERILL
Contract type name	GDS Contract
Purpose of contract	General
Contract start date	01/04/2006
Contract end date	

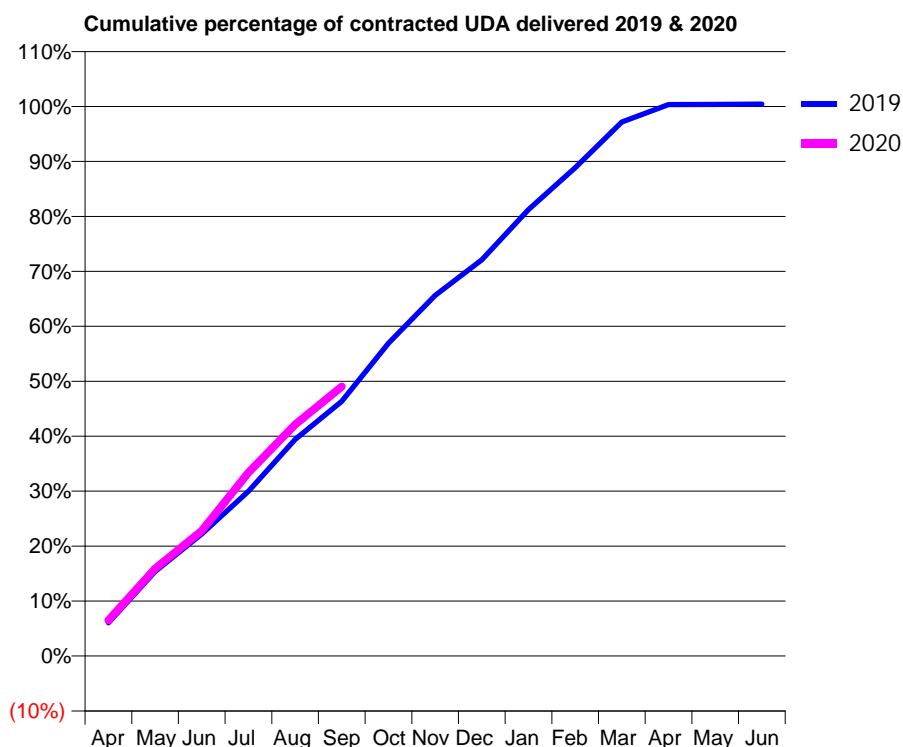
19/20 Contracted general activity (UDA)	12,927
Carry forward general activity (UDA)	-55
19/20 Contracted orthodontic activity (UOA)	0
Carry forward orthodontic activity (UOA)	0
Baseline contract value	£325,550.26

### ACCESS\*

Patients seen in 24 months	Total	Change since previous quarter
Quarter ending September 2018	4,254	
Quarter ending December 2018	4,229	→
Quarter ending March 2019	4,259	→
Quarter ending June 2019	4,292	→
Quarter ending September 2019	4,334	→
<b>Variance since September 2018</b>	<b>1.9%</b>	<b>→</b>



### ACTIVITY



Month	Adjusted Scheduled Activity (UDA)	
	2019	2020
April	784	843
May	1,990	2,056
June	2,872	2,947
July	3,874	4,319
August	5,097	5,447
September	5,992	6,337
October	7,359	
November	8,484	
December	9,318	
January	10,501	
February	11,488	
March	12,563	
April	12,969	
May	12,976	
June	12,982	

### QUALITY

	Quantity	Base Number	Contract	AT	Region	England
% of FP17s for the same patient ID Re-attending within 3 months - Children	67	747	9.0%	10.1%	12.1%	11.5%
% of FP17s for the same patient ID Re-attending within 3 months - Adults	410	3,166	13.0%	13.4%	15.6%	15.4%
% of FP17s for the same patient ID Re-attending between 3 & 9 months - Children	555	747	74.3%	63.4%	61.2%	59.7%
% of FP17s for the same patient ID Re-attending between 3 & 9 months - Adults	2,269	3,166	71.7%	56.9%	54.3%	51.7%
% of FP17s for Band 1 Urgent Courses	201	3,639	5.5%	7.5%	9.1%	9.2%
% of FP17s Relating to Free Repair or Replacements	41	3,639	1.1%	0.9%	0.9%	0.7%
% of FP17s Relating to Continuations	39	3,639	1.1%	0.9%	1.0%	0.8%
% of Patients satisfied with the dentistry they have received	7	7	N/A	94.6%	94.4%	93.5%
% of Patients satisfied with the time they had to wait for an appointment	7	7	N/A	86.1%	88.1%	87.4%

\* This is based on patients treated on this contract for their most recent course of treatment. Figures in italics indicate the base number of FP17s or Patient Questionnaire responses are less than 100. N/A is shown where the base number of responses is less than 10 during the period. % is calculated as Quantity/Base number\*100

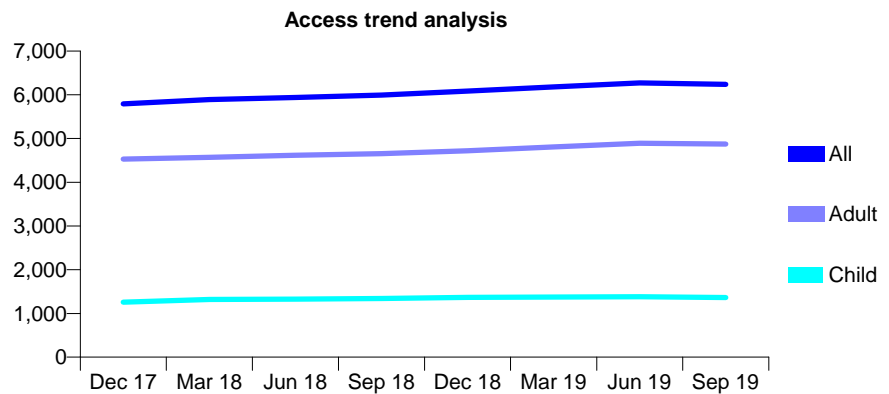
## Q52 - Vital Signs At a Glance Contract Report for 658049/0001 - September 2019

Name or company name	Holmfirth Dental Surgery Partnership
Contract type name	GDS Contract
Purpose of contract	General
Contract start date	01/12/2010
Contract end date	

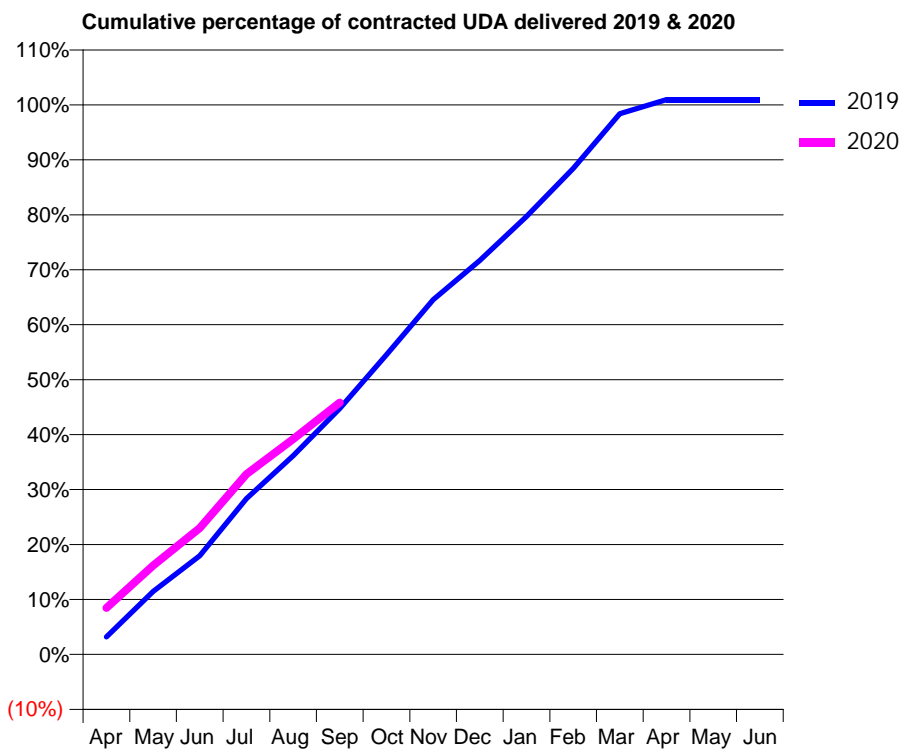
19/20 Contracted general activity (UDA)	16,775
Carry forward general activity (UDA)	-161
19/20 Contracted orthodontic activity (UOA)	0
Carry forward orthodontic activity (UOA)	0
Baseline contract value	£538,364.34

### ACCESS\*

Patients seen in 24 months	Total	Change since previous quarter
Quarter ending September 2018	5,994	
Quarter ending December 2018	6,088	→
Quarter ending March 2019	6,180	→
Quarter ending June 2019	6,274	→
Quarter ending September 2019	6,238	→
<b>Variance since September 2018</b>	<b>4.1%</b>	<b>↑</b>



### ACTIVITY



Month	2019	2020
April	533	1,420
May	1,922	2,714
June	3,009	3,857
July	4,756	5,504
August	6,062	6,572
September	7,509	7,687
October	9,150	
November	10,831	
December	12,024	
January	13,372	
February	14,831	
March	16,504	
April	16,935	
May	16,936	
June	16,936	

### QUALITY

	Quantity	Base Number	Contract	AT	Region	England
% of FP17s for the same patient ID Re-attending within 3 months - Children	128	1,229	10.4%	10.1%	12.1%	11.5%
% of FP17s for the same patient ID Re-attending within 3 months - Adults	474	2,893	16.4%	13.4%	15.6%	15.4%
% of FP17s for the same patient ID Re-attending between 3 & 9 months - Children	883	1,229	71.8%	63.4%	61.2%	59.7%
% of FP17s for the same patient ID Re-attending between 3 & 9 months - Adults	726	2,893	25.1%	56.9%	54.3%	51.7%
% of FP17s for Band 1 Urgent Courses	227	3,943	5.8%	7.5%	9.1%	9.2%
% of FP17s Relating to Free Repair or Replacements	33	3,943	0.8%	0.9%	0.9%	0.7%
% of FP17s Relating to Continuations	132	3,943	3.3%	0.9%	1.0%	0.8%
% of Patients satisfied with the dentistry they have received	4	4	N/A	94.6%	94.4%	93.5%
% of Patients satisfied with the time they had to wait for an appointment	4	4	N/A	86.1%	88.1%	87.4%

\* This is based on patients treated on this contract for their most recent course of treatment. Figures in italics indicate the base number of FP17s or Patient Questionnaire responses are less than 100. N/A is shown where the base number of responses is less than 10 during the period. % is calculated as Quantity/Base number\*100

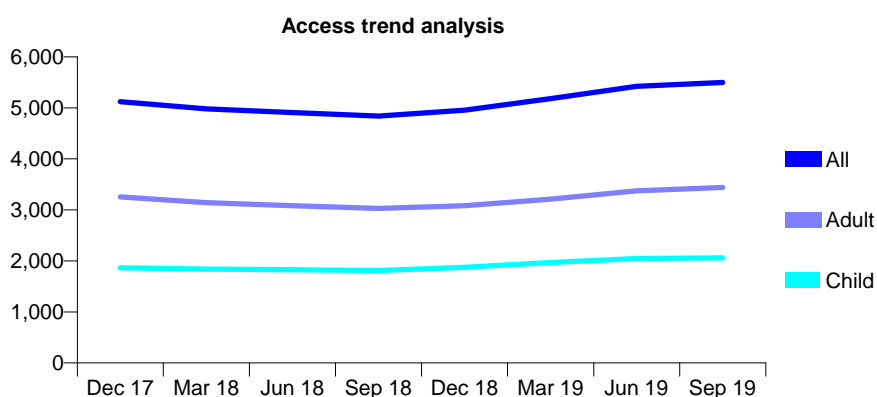
## Q52 - Vital Signs At a Glance Contract Report for 658308/0002 - September 2019

Name or company name	Perfect Smile Clinic (UK) ltd
Contract type name	GDS Contract
Purpose of contract	General
Contract start date	01/11/2009
Contract end date	

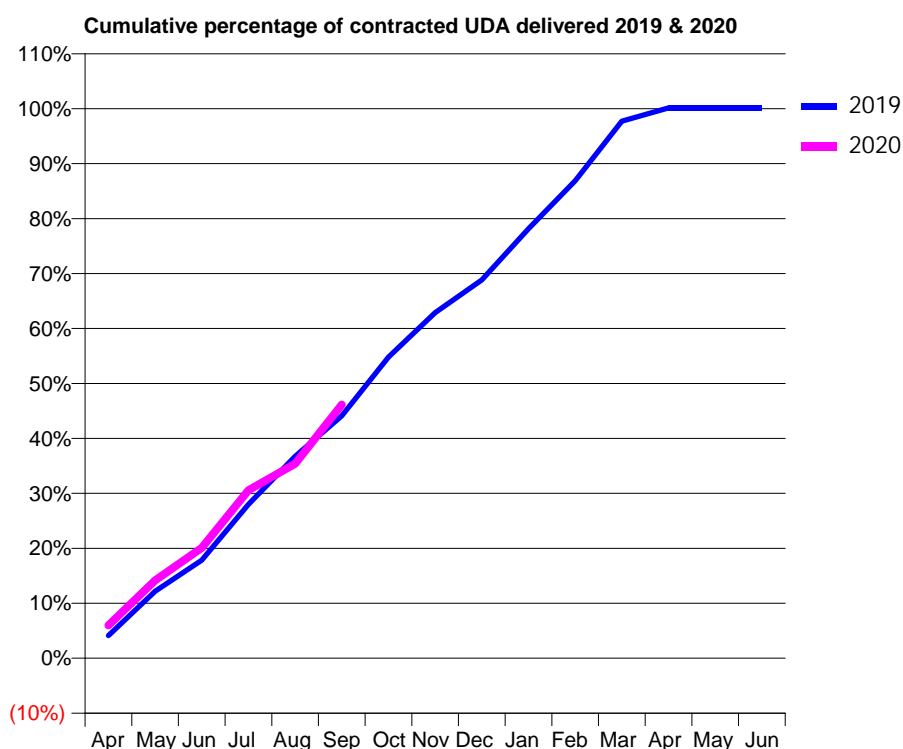
19/20 Contracted general activity (UDA)	15,500
Carry forward general activity (UDA)	-22
19/20 Contracted orthodontic activity (UOA)	0
Carry forward orthodontic activity (UOA)	0
Baseline contract value	£396,953.49

### ACCESS\*

Patients seen in 24 months	Total	Change since previous quarter
Quarter ending September 2018	4,841	
Quarter ending December 2018	4,955	↑
Quarter ending March 2019	5,180	↑
Quarter ending June 2019	5,423	↑
Quarter ending September 2019	5,496	→
<b>Variance since September 2018</b>	<b>13.5%</b>	<b>↑</b>



### ACTIVITY



Month	2019	2020
April	637	927
May	1,890	2,199
June	2,765	3,111
July	4,343	4,737
August	5,692	5,486
September	6,836	7,152
October	8,491	
November	9,749	
December	10,668	
January	12,113	
February	13,468	
March	15,145	
April	15,522	
May	15,521	
June	15,522	

### QUALITY

	Quantity	Base Number	Contract	AT	Region	England
% of FP17s for the same patient ID Re-attending within 3 months - Children	199	1,885	10.6%	10.1%	12.1%	11.5%
% of FP17s for the same patient ID Re-attending within 3 months - Adults	479	2,801	17.1%	13.4%	15.6%	15.4%
% of FP17s for the same patient ID Re-attending between 3 & 9 months - Children	1,291	1,885	68.5%	63.4%	61.2%	59.7%
% of FP17s for the same patient ID Re-attending between 3 & 9 months - Adults	1,601	2,801	57.2%	56.9%	54.3%	51.7%
% of FP17s for Band 1 Urgent Courses	294	4,004	7.3%	7.5%	9.1%	9.2%
% of FP17s Relating to Free Repair or Replacements	51	4,004	1.3%	0.9%	0.9%	0.7%
% of FP17s Relating to Continuations	14	4,004	0.3%	0.9%	1.0%	0.8%
% of Patients satisfied with the dentistry they have received	2	2	N/A	94.6%	94.4%	93.5%
% of Patients satisfied with the time they had to wait for an appointment	2	2	N/A	86.1%	88.1%	87.4%

\* This is based on patients treated on this contract for their most recent course of treatment.

Figures in italics indicate the base number of FP17s or Patient Questionnaire responses are less than 100. N/A is shown where the base number of responses is less than 10 during the period. % is calculated as Quantity/Base number\*100

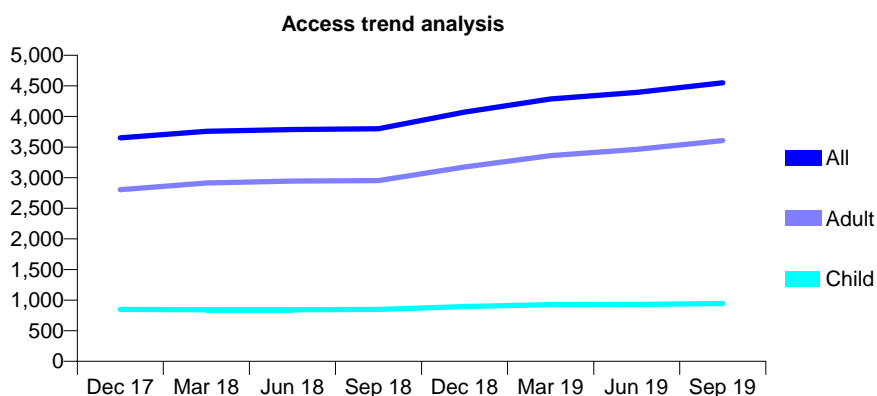
## Q52 - Vital Signs At a Glance Contract Report for 659878/0001 - September 2019

Name or company name	MR JE COOPER
Contract type name	GDS Contract
Purpose of contract	General
Contract start date	01/04/2006
Contract end date	

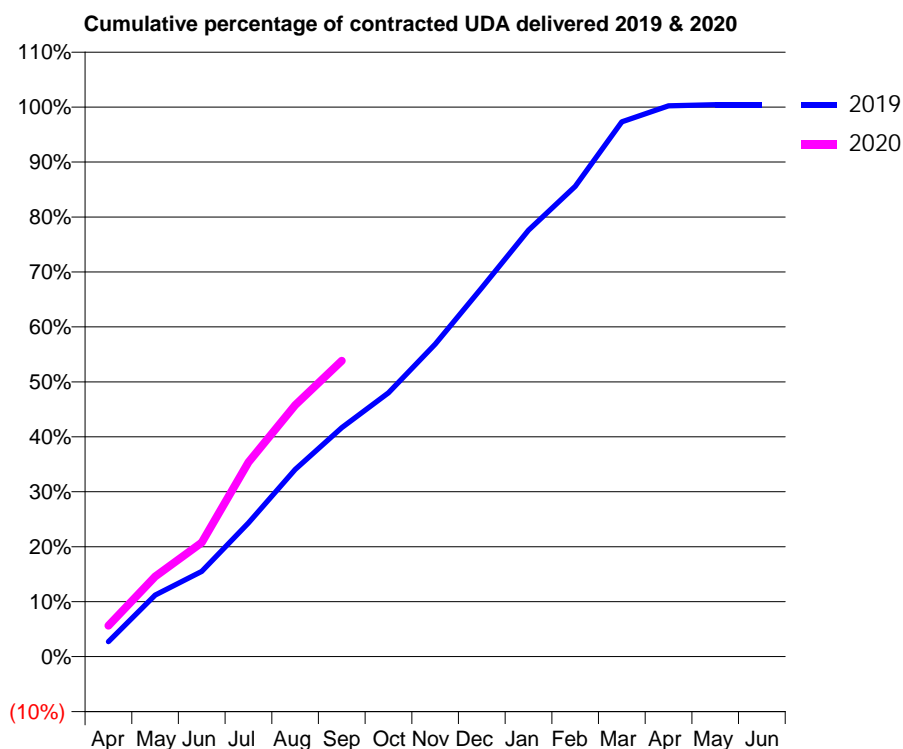
19/20 Contracted general activity (UDA)	15,984
Carry forward general activity (UDA)	-68
19/20 Contracted orthodontic activity (UOA)	0
Carry forward orthodontic activity (UOA)	0
Baseline contract value	£407,384.91

### ACCESS\*

Patients seen in 24 months	Total	Change since previous quarter
Quarter ending September 2018	3,801	
Quarter ending December 2018	4,072	↑
Quarter ending March 2019	4,287	↑
Quarter ending June 2019	4,393	↑
Quarter ending September 2019	4,551	↑
<b>Variance since September 2018</b>	<b>19.7%</b>	<b>↑</b>



### ACTIVITY



Month	Adjusted Scheduled Activity (UDA)	
	2019	2020
April	438	903
May	1,792	2,330
June	2,480	3,320
July	3,889	5,653
August	5,445	7,314
September	6,658	8,605
October	7,674	
November	9,091	
December	10,727	
January	12,402	
February	13,678	
March	15,553	
April	16,022	
May	16,052	
June	16,052	

### QUALITY

	Quantity	Base Number	Contract	AT	Region	England
% of FP17s for the same patient ID Re-attending within 3 months - Children	53	776	6.8%	10.1%	12.1%	11.5%
% of FP17s for the same patient ID Re-attending within 3 months - Adults	408	3,058	13.3%	13.4%	15.6%	15.4%
% of FP17s for the same patient ID Re-attending between 3 & 9 months - Children	525	776	67.7%	63.4%	61.2%	59.7%
% of FP17s for the same patient ID Re-attending between 3 & 9 months - Adults	1,915	3,058	62.6%	56.9%	54.3%	51.7%
% of FP17s for Band 1 Urgent Courses	164	3,628	4.5%	7.5%	9.1%	9.2%
% of FP17s Relating to Free Repair or Replacements	34	3,628	0.9%	0.9%	0.9%	0.7%
% of FP17s Relating to Continuations	18	3,628	0.5%	0.9%	1.0%	0.8%
% of Patients satisfied with the dentistry they have received	0	0	N/A	94.6%	94.4%	93.5%
% of Patients satisfied with the time they had to wait for an appointment	0	0	N/A	86.1%	88.1%	87.4%

\* This is based on patients treated on this contract for their most recent course of treatment. Figures in italics indicate the base number of FP17s or Patient Questionnaire responses are less than 100. N/A is shown where the base number of responses is less than 10 during the period. % is calculated as Quantity/Base number\*100



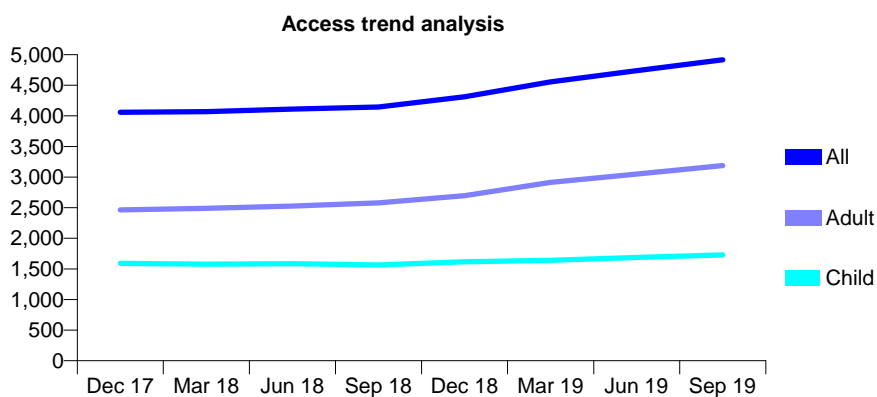
## Q52 - Vital Signs At a Glance Contract Report for 673714/0001 - September 2019

Name or company name	Majid, Elia & O'Donovan
Contract type name	GDS Contract
Purpose of contract	General
Contract start date	01/11/2007
Contract end date	

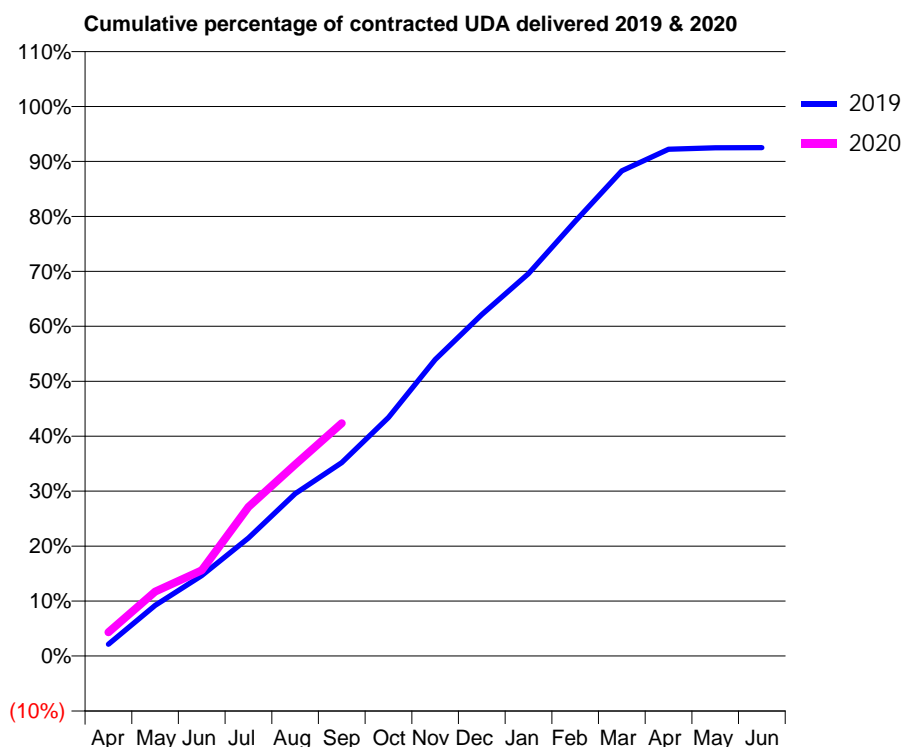
19/20 Contracted general activity (UDA)	13,607
Carry forward general activity (UDA)	0
19/20 Contracted orthodontic activity (UOA)	0
Carry forward orthodontic activity (UOA)	0
Baseline contract value	£394,092.47

### ACCESS\*

Patients seen in 24 months	Total	Change since previous quarter
Quarter ending September 2018	4,144	
Quarter ending December 2018	4,313	↑
Quarter ending March 2019	4,556	↑
Quarter ending June 2019	4,738	↑
Quarter ending September 2019	4,917	↑
<b>Variance since September 2018</b>	<b>18.7%</b>	<b>↑</b>



### ACTIVITY



Month	Adjusted Scheduled Activity (UDA)	
	2019	2020
April	292	591
May	1,253	1,597
June	1,992	2,121
July	2,924	3,694
August	4,022	4,739
September	4,790	5,765
October	5,904	
November	7,343	
December	8,453	
January	9,467	
February	10,766	
March	12,016	
April	12,550	
May	12,584	
June	12,585	

### QUALITY

	Quantity	Base Number	Contract	AT	Region	England
% of FP17s for the same patient ID Re-attending within 3 months - Children	63	1,154	5.5%	10.1%	12.1%	11.5%
% of FP17s for the same patient ID Re-attending within 3 months - Adults	225	2,113	10.6%	13.4%	15.6%	15.4%
% of FP17s for the same patient ID Re-attending between 3 & 9 months - Children	594	1,154	51.5%	63.4%	61.2%	59.7%
% of FP17s for the same patient ID Re-attending between 3 & 9 months - Adults	991	2,113	46.9%	56.9%	54.3%	51.7%
% of FP17s for Band 1 Urgent Courses	121	2,810	4.3%	7.5%	9.1%	9.2%
% of FP17s Relating to Free Repair or Replacements	1	2,810	0.0%	0.9%	0.9%	0.7%
% of FP17s Relating to Continuations	50	2,810	1.8%	0.9%	1.0%	0.8%
% of Patients satisfied with the dentistry they have received	1	1	N/A	94.6%	94.4%	93.5%
% of Patients satisfied with the time they had to wait for an appointment	0	1	N/A	86.1%	88.1%	87.4%

\* This is based on patients treated on this contract for their most recent course of treatment.

Figures in italics indicate the base number of FP17s or Patient Questionnaire responses are less than 100. N/A is shown where the base number of responses is less than 10 during the period. % is calculated as Quantity/Base number\*100

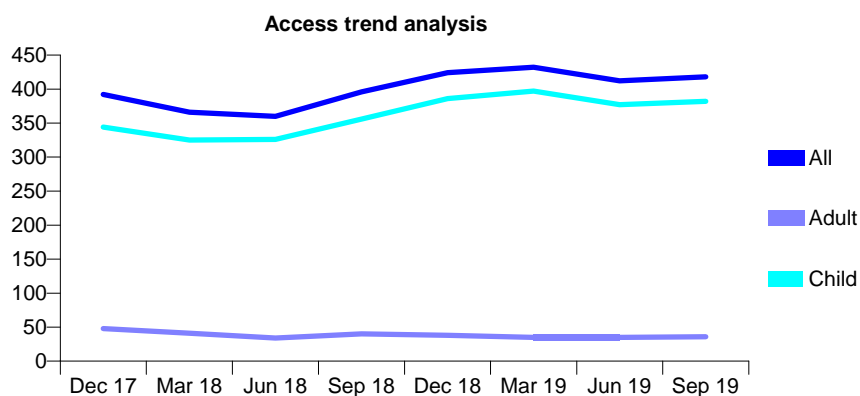
## Q52 - Vital Signs At a Glance Contract Report for 673854/0001 - September 2019

Name or company name	MR MR PARROTT
Contract type name	GDS Contract
Purpose of contract	General
Contract start date	01/04/2006
Contract end date	

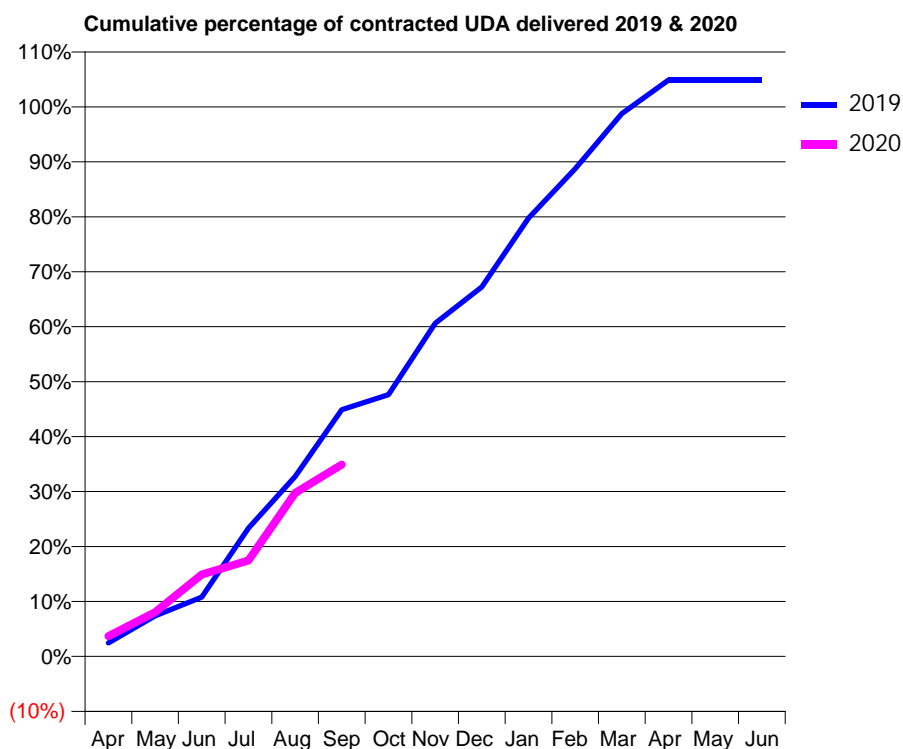
19/20 Contracted general activity (UDA)	734
Carry forward general activity (UDA)	-15
19/20 Contracted orthodontic activity (UOA)	0
Carry forward orthodontic activity (UOA)	0
Baseline contract value	£18,248.55

### ACCESS\*

Patients seen in 24 months	Total	Change since previous quarter
Quarter ending September 2018	396	
Quarter ending December 2018	424	↑
Quarter ending March 2019	432	→
Quarter ending June 2019	412	↓
Quarter ending September 2019	418	→
<b>Variance since September 2018</b>	<b>5.6%</b>	<b>↑</b>



### ACTIVITY



Adjusted Scheduled Activity (UDA)		
Month	2019	2020
April	18	27
May	54	59
June	79	109
July	171	128
August	240	218
September	329	256
October	350	
November	445	
December	493	
January	585	
February	651	
March	725	
April	770	
May	770	
June	770	

### QUALITY

	Quantity	Base Number	Contract	AT	Region	England
% of FP17s for the same patient ID Re-attending within 3 months - Children	9	246	3.7%	10.1%	12.1%	11.5%
% of FP17s for the same patient ID Re-attending within 3 months - Adults	0	4	0.0%	13.4%	15.6%	15.4%
% of FP17s for the same patient ID Re-attending between 3 & 9 months - Children	162	246	65.9%	63.4%	61.2%	59.7%
% of FP17s for the same patient ID Re-attending between 3 & 9 months - Adults	4	4	100.0%	56.9%	54.3%	51.7%
% of FP17s for Band 1 Urgent Courses	1	209	0.5%	7.5%	9.1%	9.2%
% of FP17s Relating to Free Repair or Replacements	0	209	0.0%	0.9%	0.9%	0.7%
% of FP17s Relating to Continuations	0	209	0.0%	0.9%	1.0%	0.8%
% of Patients satisfied with the dentistry they have received	0	0	N/A	94.6%	94.4%	93.5%
% of Patients satisfied with the time they had to wait for an appointment	0	0	N/A	86.1%	88.1%	87.4%

\* This is based on patients treated on this contract for their most recent course of treatment. Figures in italics indicate the base number of FP17s or Patient Questionnaire responses are less than 100. N/A is shown where the base number of responses is less than 10 during the period. % is calculated as Quantity/Base number\*100

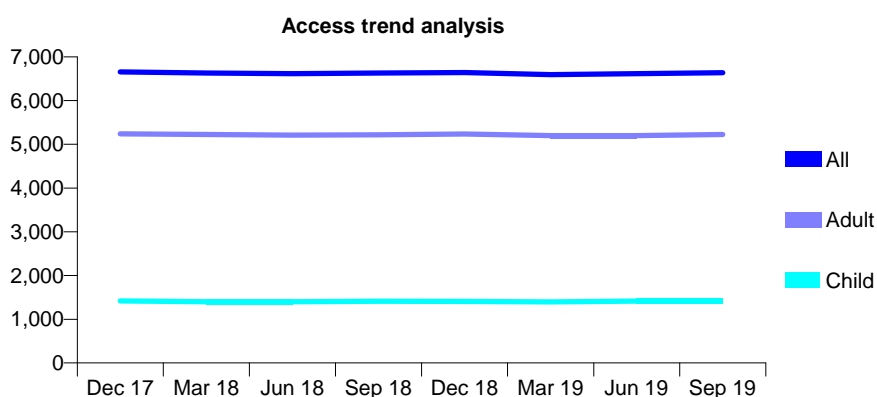
## Q52 - Vital Signs At a Glance Contract Report for 674761/0001 - September 2019

Name or company name	MR M YOUNAS
Contract type name	GDS Contract
Purpose of contract	General
Contract start date	01/09/2011
Contract end date	

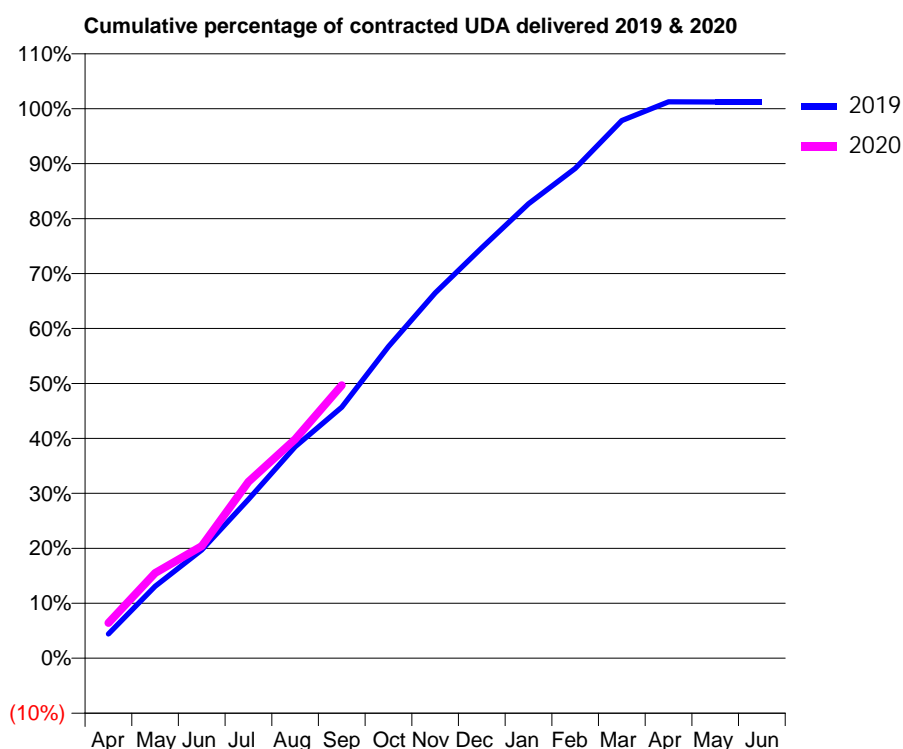
19/20 Contracted general activity (UDA)	20,390
Carry forward general activity (UDA)	-247
19/20 Contracted orthodontic activity (UOA)	0
Carry forward orthodontic activity (UOA)	0
Baseline contract value	£603,317.21

### ACCESS\*

Patients seen in 24 months	Total	Change since previous quarter
Quarter ending September 2018	6,628	
Quarter ending December 2018	6,641	→
Quarter ending March 2019	6,594	→
Quarter ending June 2019	6,614	→
Quarter ending September 2019	6,640	→
<b>Variance since September 2018</b>	<b>0.2%</b>	<b>→</b>



### ACTIVITY



Month	2019	2020
April	896	1,310
May	2,669	3,163
June	4,020	4,160
July	5,895	6,549
August	7,851	8,125
September	9,313	10,126
October	11,565	
November	13,553	
December	15,229	
January	16,861	
February	18,173	
March	19,948	
April	20,640	
May	20,637	
June	20,637	

### QUALITY

	Quantity	Base Number	Contract	AT	Region	England
% of FP17s for the same patient ID Re-attending within 3 months - Children	79	1,220	6.5%	10.1%	12.1%	11.5%
% of FP17s for the same patient ID Re-attending within 3 months - Adults	537	4,161	12.9%	13.4%	15.6%	15.4%
% of FP17s for the same patient ID Re-attending between 3 & 9 months - Children	833	1,220	68.3%	63.4%	61.2%	59.7%
% of FP17s for the same patient ID Re-attending between 3 & 9 months - Adults	2,499	4,161	60.1%	56.9%	54.3%	51.7%
% of FP17s for Band 1 Urgent Courses	238	5,015	4.7%	7.5%	9.1%	9.2%
% of FP17s Relating to Free Repair or Replacements	57	5,015	1.1%	0.9%	0.9%	0.7%
% of FP17s Relating to Continuations	80	5,015	1.6%	0.9%	1.0%	0.8%
% of Patients satisfied with the dentistry they have received	1	1	N/A	94.6%	94.4%	93.5%
% of Patients satisfied with the time they had to wait for an appointment	1	1	N/A	86.1%	88.1%	87.4%

\* This is based on patients treated on this contract for their most recent course of treatment.

Figures in italics indicate the base number of FP17s or Patient Questionnaire responses are less than 100. N/A is shown where the base number of responses is less than 10 during the period. % is calculated as Quantity/Base number\*100

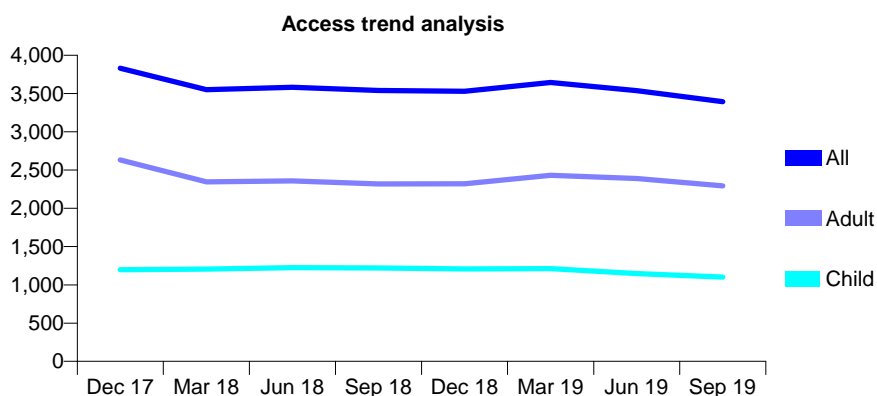
## Q52 - Vital Signs At a Glance Contract Report for 676470/0002 - September 2019

Name or company name	MR EA SARKER
Contract type name	GDS Contract
Purpose of contract	General
Contract start date	01/04/2006
Contract end date	

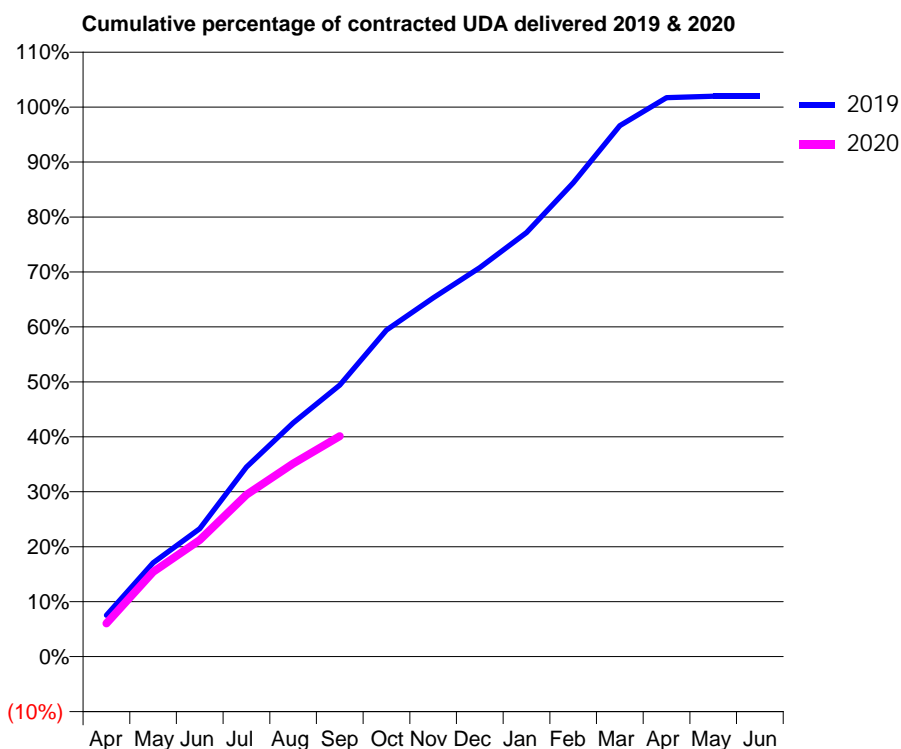
19/20 Contracted general activity (UDA)	9,500
Carry forward general activity (UDA)	-188
19/20 Contracted orthodontic activity (UOA)	0
Carry forward orthodontic activity (UOA)	0
Baseline contract value	£255,545.15

### ACCESS\*

Patients seen in 24 months	Total	Change since previous quarter
Quarter ending September 2018	3,540	
Quarter ending December 2018	3,528	→
Quarter ending March 2019	3,643	↑
Quarter ending June 2019	3,537	↓
Quarter ending September 2019	3,394	↓
<b>Variance since September 2018</b>	<b>(4.1%)</b>	<b>↓</b>



### ACTIVITY



Month	Adjusted Scheduled Activity (UDA)	
	2019	2020
April	716	575
May	1,624	1,466
June	2,212	2,016
July	3,276	2,798
August	4,039	3,337
September	4,694	3,812
October	5,645	
November	6,201	
December	6,724	
January	7,329	
February	8,190	
March	9,178	
April	9,664	
May	9,688	
June	9,688	

### QUALITY

	Quantity	Base Number	Contract	AT	Region	England
% of FP17s for the same patient ID Re-attending within 3 months - Children	22	557	3.9%	10.1%	12.1%	11.5%
% of FP17s for the same patient ID Re-attending within 3 months - Adults	88	1,098	8.0%	13.4%	15.6%	15.4%
% of FP17s for the same patient ID Re-attending between 3 & 9 months - Children	183	557	32.9%	63.4%	61.2%	59.7%
% of FP17s for the same patient ID Re-attending between 3 & 9 months - Adults	326	1,098	29.7%	56.9%	54.3%	51.7%
% of FP17s for Band 1 Urgent Courses	46	1,471	3.1%	7.5%	9.1%	9.2%
% of FP17s Relating to Free Repair or Replacements	10	1,471	0.7%	0.9%	0.9%	0.7%
% of FP17s Relating to Continuations	10	1,471	0.7%	0.9%	1.0%	0.8%
% of Patients satisfied with the dentistry they have received	1	1	N/A	94.6%	94.4%	93.5%
% of Patients satisfied with the time they had to wait for an appointment	1	1	N/A	86.1%	88.1%	87.4%

\* This is based on patients treated on this contract for their most recent course of treatment. Figures in italics indicate the base number of FP17s or Patient Questionnaire responses are less than 100. N/A is shown where the base number of responses is less than 10 during the period. % is calculated as Quantity/Base number\*100

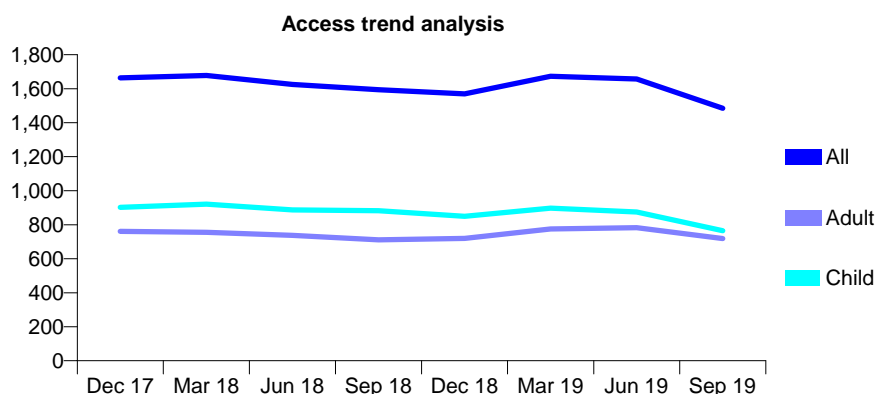
## Q52 - Vital Signs At a Glance Contract Report for 676640/0002 - September 2019

Name or company name	MR KS HAMID
Contract type name	GDS Contract
Purpose of contract	General
Contract start date	16/07/2014
Contract end date	31/07/2019

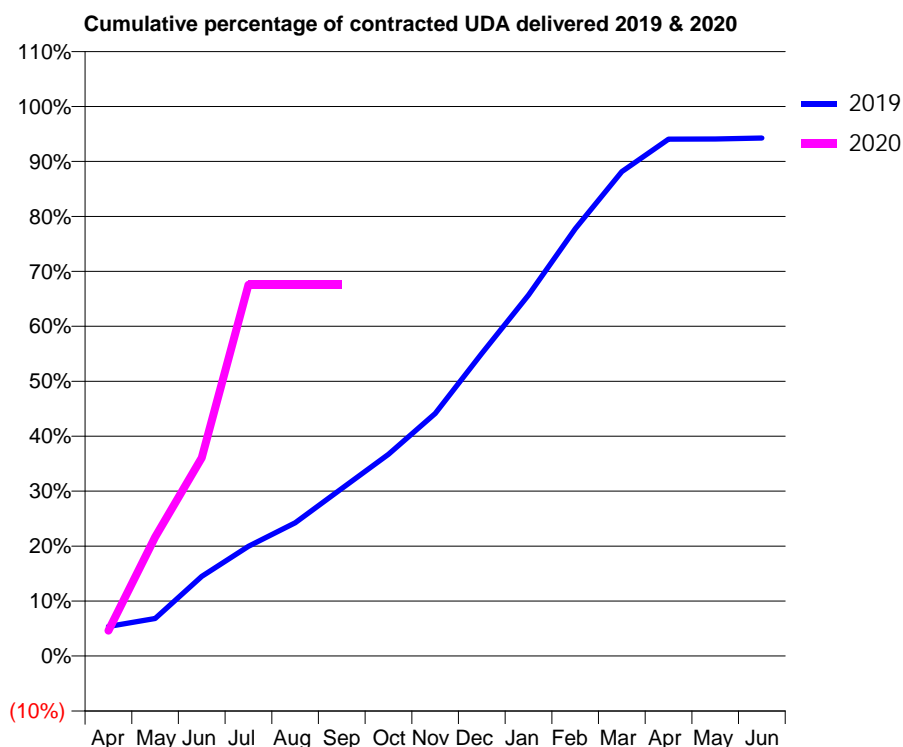
19/20 Contracted general activity (UDA)	2,167
Carry forward general activity (UDA)	0
19/20 Contracted orthodontic activity (UOA)	0
Carry forward orthodontic activity (UOA)	0
Baseline contract value	£50,750.49

### ACCESS\*

Patients seen in 24 months	Total	Change since previous quarter
Quarter ending September 2018	1,594	
Quarter ending December 2018	1,570	↓
Quarter ending March 2019	1,673	↑
Quarter ending June 2019	1,657	→
Quarter ending September 2019	1,484	↓
<b>Variance since September 2018</b>	<b>(6.9%)</b>	<b>↓</b>



### ACTIVITY



Month	Adjusted Scheduled Activity (UDA)	
	2019	2020
April	350	100
May	444	469
June	943	782
July	1,297	1,464
August	1,576	1,464
September	1,982	1,464
October	2,385	
November	2,869	
December	3,578	
January	4,270	
February	5,054	
March	5,728	
April	6,114	
May	6,115	
June	6,127	

### QUALITY

	Quantity	Base Number	Contract	AT	Region	England
% of FP17s for the same patient ID Re-attending within 3 months - Children	32	342	9.4%	10.1%	12.1%	11.5%
% of FP17s for the same patient ID Re-attending within 3 months - Adults	85	369	23.0%	13.4%	15.6%	15.4%
% of FP17s for the same patient ID Re-attending between 3 & 9 months - Children	180	342	52.6%	63.4%	61.2%	59.7%
% of FP17s for the same patient ID Re-attending between 3 & 9 months - Adults	147	369	39.8%	56.9%	54.3%	51.7%
% of FP17s for Band 1 Urgent Courses	50	553	9.0%	7.5%	9.1%	9.2%
% of FP17s Relating to Free Repair or Replacements	7	553	1.3%	0.9%	0.9%	0.7%
% of FP17s Relating to Continuations	15	553	2.7%	0.9%	1.0%	0.8%
% of Patients satisfied with the dentistry they have received	0	0	N/A	94.6%	94.4%	93.5%
% of Patients satisfied with the time they had to wait for an appointment	0	0	N/A	86.1%	88.1%	87.4%

\* This is based on patients treated on this contract for their most recent course of treatment. Figures in italics indicate the base number of FP17s or Patient Questionnaire responses are less than 100. N/A is shown where the base number of responses is less than 10 during the period. % is calculated as Quantity/Base number\*100

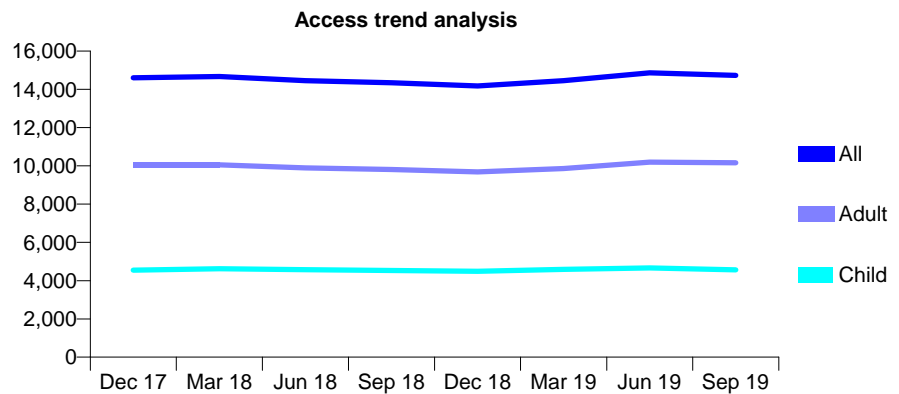
## Q52 - Vital Signs At a Glance Contract Report for 680559/0001 - September 2019

Name or company name	MR SS KHAN
Contract type name	PDS Contract
Purpose of contract	General
Contract start date	01/04/2006
Contract end date	31/03/2021

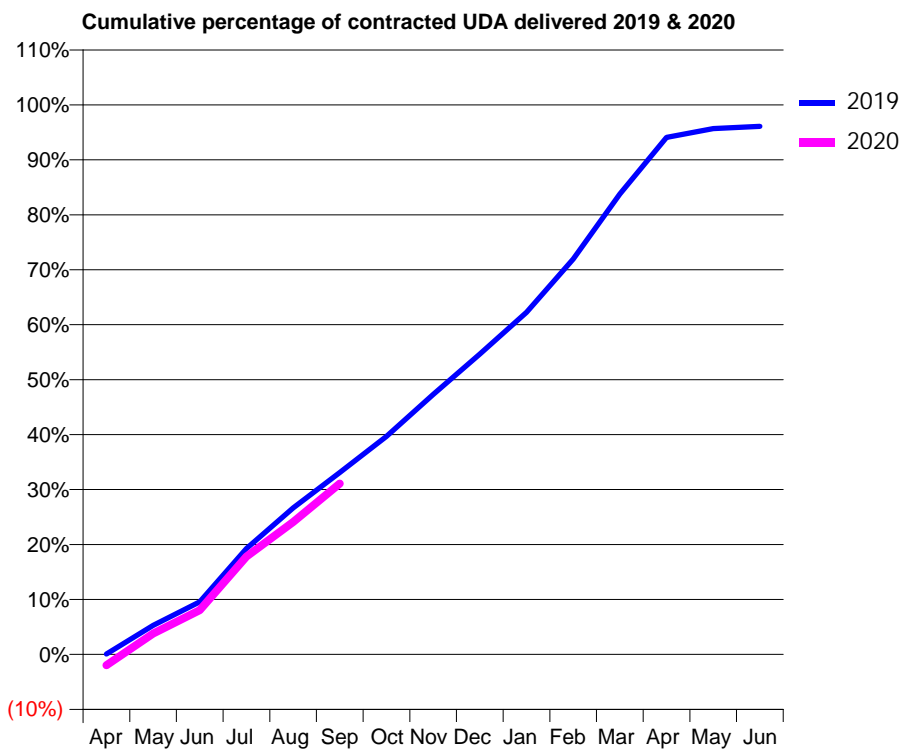
19/20 Contracted general activity (UDA)	55,890
Carry forward general activity (UDA)	2,181
19/20 Contracted orthodontic activity (UOA)	0
Carry forward orthodontic activity (UOA)	0
Baseline contract value	£1,498,010.62

### ACCESS\*

Patients seen in 24 months	Total	Change since previous quarter
Quarter ending September 2018	14,343	
Quarter ending December 2018	14,174	↓
Quarter ending March 2019	14,453	→
Quarter ending June 2019	14,861	↑
Quarter ending September 2019	14,726	→
<b>Variance since September 2018</b>	<b>2.7%</b>	<b>↑</b>



### ACTIVITY



Month	Adjusted Scheduled Activity (UDA)	
	2019	2020
April	41	-1,110
May	2,969	2,122
June	5,353	4,504
July	10,765	9,944
August	14,897	13,471
September	18,513	17,376
October	22,176	
November	26,441	
December	30,554	
January	34,793	
February	40,208	
March	46,825	
April	52,575	
May	53,465	
June	53,709	

### QUALITY

	Quantity	Base Number	Contract	AT	Region	England
% of FP17s for the same patient ID Re-attending within 3 months - Children	347	3,393	10.2%	10.1%	12.1%	11.5%
% of FP17s for the same patient ID Re-attending within 3 months - Adults	1,175	7,081	16.6%	13.4%	15.6%	15.4%
% of FP17s for the same patient ID Re-attending between 3 & 9 months - Children	2,037	3,393	60.0%	63.4%	61.2%	59.7%
% of FP17s for the same patient ID Re-attending between 3 & 9 months - Adults	3,825	7,081	54.0%	56.9%	54.3%	51.7%
% of FP17s for Band 1 Urgent Courses	863	8,955	9.6%	7.5%	9.1%	9.2%
% of FP17s Relating to Free Repair or Replacements	104	8,955	1.2%	0.9%	0.9%	0.7%
% of FP17s Relating to Continuations	16	8,955	0.2%	0.9%	1.0%	0.8%
% of Patients satisfied with the dentistry they have received	5	5	N/A	94.6%	94.4%	93.5%
% of Patients satisfied with the time they had to wait for an appointment	4	5	N/A	86.1%	88.1%	87.4%

\* This is based on patients treated on this contract for their most recent course of treatment. Figures in italics indicate the base number of FP17s or Patient Questionnaire responses are less than 100. N/A is shown where the base number of responses is less than 10 during the period. % is calculated as Quantity/Base number\*100

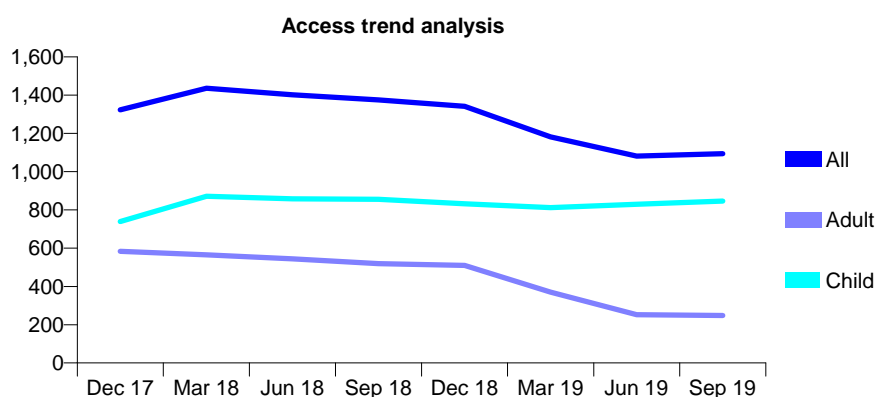
## Q52 - Vital Signs At a Glance Contract Report for 693391/0001 - September 2019

Name or company name	MR O FAROOQ
Contract type name	GDS Contract
Purpose of contract	General
Contract start date	01/01/2014
Contract end date	

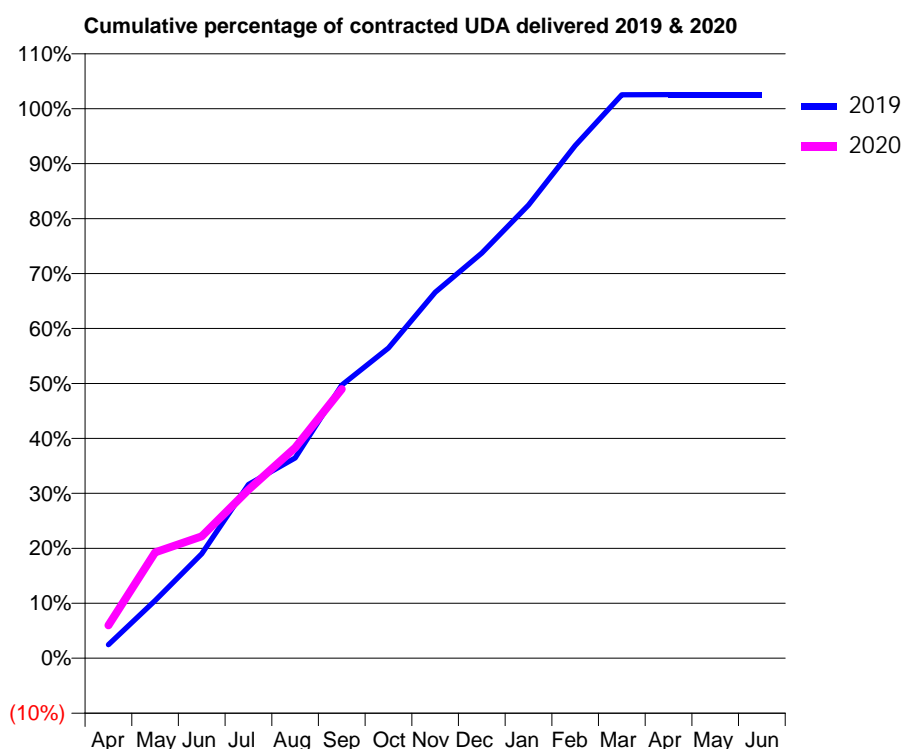
19/20 Contracted general activity (UDA)	3,360
Carry forward general activity (UDA)	-67
19/20 Contracted orthodontic activity (UOA)	0
Carry forward orthodontic activity (UOA)	0
Baseline contract value	£98,458.95

### ACCESS\*

Patients seen in 24 months	Total	Change since previous quarter
Quarter ending September 2018	1,375	
Quarter ending December 2018	1,342	↓
Quarter ending March 2019	1,182	↓
Quarter ending June 2019	1,081	↓
Quarter ending September 2019	1,094	→
<b>Variance since September 2018</b>	<b>(20.4%)</b>	<b>↓</b>



### ACTIVITY



Month	2019	2020
April	83	201
May	353	648
June	639	746
July	1,062	1,030
August	1,224	1,287
September	1,669	1,645
October	1,897	
November	2,238	
December	2,478	
January	2,770	
February	3,134	
March	3,444	
April	3,445	
May	3,445	
June	3,445	

### QUALITY

	Quantity	Base Number	Contract	AT	Region	England
% of FP17s for the same patient ID Re-attending within 3 months - Children	4	577	0.7%	10.1%	12.1%	11.5%
% of FP17s for the same patient ID Re-attending within 3 months - Adults	1	144	0.7%	13.4%	15.6%	15.4%
% of FP17s for the same patient ID Re-attending between 3 & 9 months - Children	428	577	74.2%	63.4%	61.2%	59.7%
% of FP17s for the same patient ID Re-attending between 3 & 9 months - Adults	116	144	80.6%	56.9%	54.3%	51.7%
% of FP17s for Band 1 Urgent Courses	6	720	0.8%	7.5%	9.1%	9.2%
% of FP17s Relating to Free Repair or Replacements	0	720	0.0%	0.9%	0.9%	0.7%
% of FP17s Relating to Continuations	0	720	0.0%	0.9%	1.0%	0.8%
% of Patients satisfied with the dentistry they have received	1	1	N/A	94.6%	94.4%	93.5%
% of Patients satisfied with the time they had to wait for an appointment	1	1	N/A	86.1%	88.1%	87.4%

\* This is based on patients treated on this contract for their most recent course of treatment.

Figures in italics indicate the base number of FP17s or Patient Questionnaire responses are less than 100. N/A is shown where the base number of responses is less than 10 during the period. % is calculated as Quantity/Base number\*100

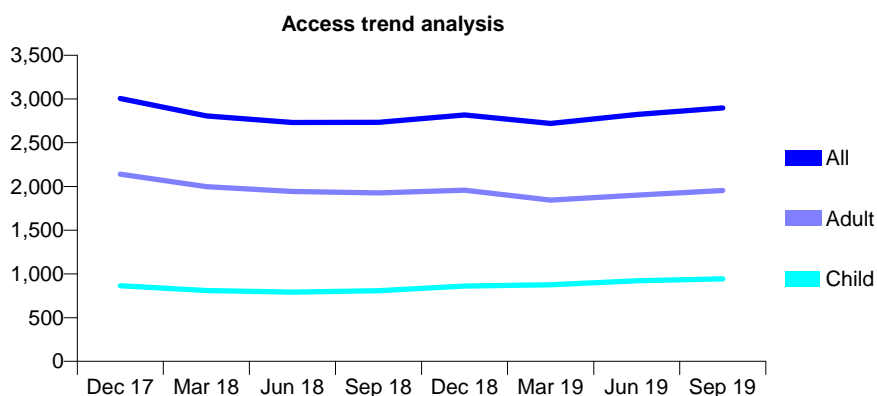
## Q52 - Vital Signs At a Glance Contract Report for 693456/0001 - September 2019

Name or company name	MR OE MOHAMMED
Contract type name	GDS Contract
Purpose of contract	General
Contract start date	01/04/2015
Contract end date	

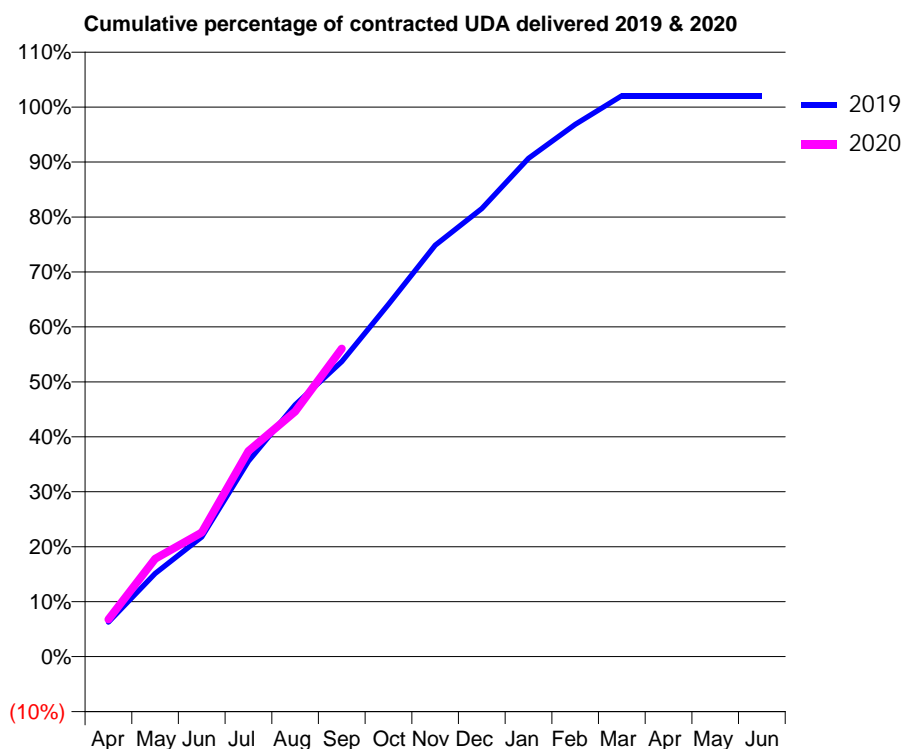
19/20 Contracted general activity (UDA)	8,350
Carry forward general activity (UDA)	-167
19/20 Contracted orthodontic activity (UOA)	0
Carry forward orthodontic activity (UOA)	0
Baseline contract value	£245,606.15

### ACCESS\*

Patients seen in 24 months	Total	Change since previous quarter
Quarter ending September 2018	2,734	
Quarter ending December 2018	2,818	↑
Quarter ending March 2019	2,720	↓
Quarter ending June 2019	2,823	↑
Quarter ending September 2019	2,898	↑
<b>Variance since September 2018</b>	<b>6.0%</b>	<b>↑</b>



### ACTIVITY



Month	Adjusted Scheduled Activity (UDA)	
	2019	2020
April	524	567
May	1,264	1,488
June	1,819	1,885
July	2,972	3,124
August	3,828	3,723
September	4,484	4,681
October	5,352	
November	6,250	
December	6,807	
January	7,571	
February	8,085	
March	8,521	
April	8,521	
May	8,521	
June	8,521	

### QUALITY

	Quantity	Base Number	Contract	AT	Region	England
% of FP17s for the same patient ID Re-attending within 3 months - Children	34	827	4.1%	10.1%	12.1%	11.5%
% of FP17s for the same patient ID Re-attending within 3 months - Adults	85	1,244	6.8%	13.4%	15.6%	15.4%
% of FP17s for the same patient ID Re-attending between 3 & 9 months - Children	500	827	60.5%	63.4%	61.2%	59.7%
% of FP17s for the same patient ID Re-attending between 3 & 9 months - Adults	562	1,244	45.2%	56.9%	54.3%	51.7%
% of FP17s for Band 1 Urgent Courses	48	2,070	2.3%	7.5%	9.1%	9.2%
% of FP17s Relating to Free Repair or Replacements	15	2,070	0.7%	0.9%	0.9%	0.7%
% of FP17s Relating to Continuations	14	2,070	0.7%	0.9%	1.0%	0.8%
% of Patients satisfied with the dentistry they have received	1	1	N/A	94.6%	94.4%	93.5%
% of Patients satisfied with the time they had to wait for an appointment	0	1	N/A	86.1%	88.1%	87.4%

\* This is based on patients treated on this contract for their most recent course of treatment. Figures in italics indicate the base number of FP17s or Patient Questionnaire responses are less than 100. N/A is shown where the base number of responses is less than 10 during the period. % is calculated as Quantity/Base number\*100



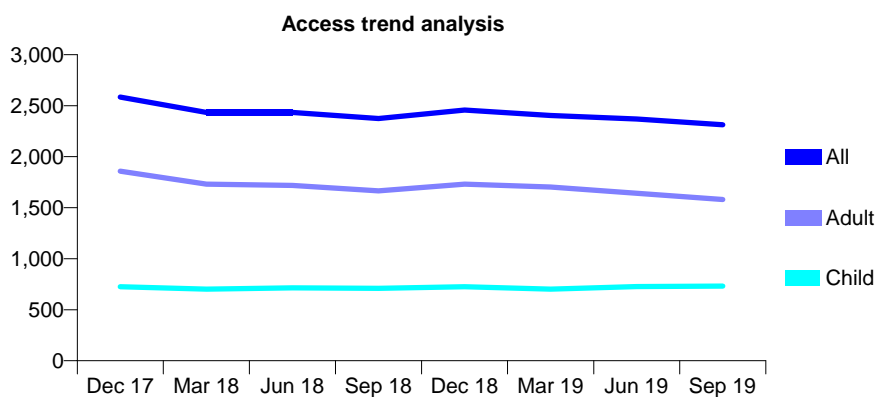
## Q52 - Vital Signs At a Glance Contract Report for 712256/0001 - September 2019

Name or company name	MR NT SALEEM
Contract type name	PDS Contract
Purpose of contract	General
Contract start date	02/03/2011
Contract end date	01/03/2021

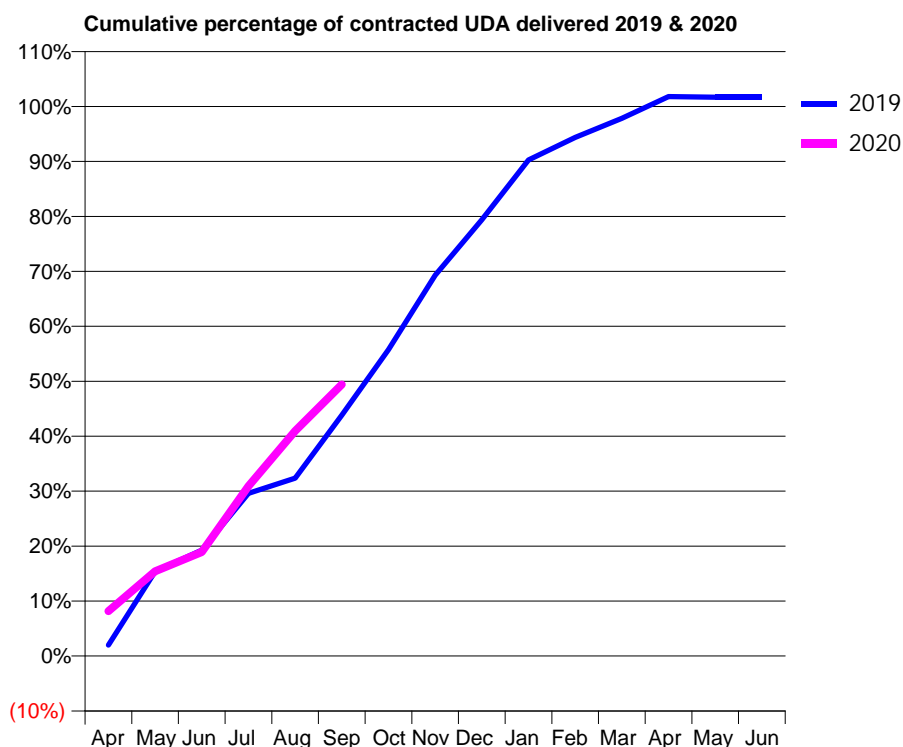
19/20 Contracted general activity (UDA)	6,000
Carry forward general activity (UDA)	-100
19/20 Contracted orthodontic activity (UOA)	0
Carry forward orthodontic activity (UOA)	0
Baseline contract value	£200,433.62

### ACCESS\*

Patients seen in 24 months	Total	Change since previous quarter
Quarter ending September 2018	2,374	
Quarter ending December 2018	2,457	↑
Quarter ending March 2019	2,405	↓
Quarter ending June 2019	2,369	↓
Quarter ending September 2019	2,313	↓
<b>Variance since September 2018</b>	<b>(2.6%)</b>	<b>↓</b>



### ACTIVITY



Month	Adjusted Scheduled Activity (UDA)	
	2019	2020
April	120	490
May	923	926
June	1,155	1,135
July	1,775	1,856
August	1,942	2,457
September	2,629	2,965
October	3,346	
November	4,158	
December	4,763	
January	5,415	
February	5,661	
March	5,870	
April	6,107	
May	6,101	
June	6,101	

### QUALITY

	Quantity	Base Number	Contract	AT	Region	England
% of FP17s for the same patient ID Re-attending within 3 months - Children	84	569	14.8%	10.1%	12.1%	11.5%
% of FP17s for the same patient ID Re-attending within 3 months - Adults	114	844	13.5%	13.4%	15.6%	15.4%
% of FP17s for the same patient ID Re-attending between 3 & 9 months - Children	262	569	46.0%	63.4%	61.2%	59.7%
% of FP17s for the same patient ID Re-attending between 3 & 9 months - Adults	278	844	32.9%	56.9%	54.3%	51.7%
% of FP17s for Band 1 Urgent Courses	148	1,323	11.2%	7.5%	9.1%	9.2%
% of FP17s Relating to Free Repair or Replacements	3	1,323	0.2%	0.9%	0.9%	0.7%
% of FP17s Relating to Continuations	4	1,323	0.3%	0.9%	1.0%	0.8%
% of Patients satisfied with the dentistry they have received	0	0	N/A	94.6%	94.4%	93.5%
% of Patients satisfied with the time they had to wait for an appointment	0	0	N/A	86.1%	88.1%	87.4%

\* This is based on patients treated on this contract for their most recent course of treatment. Figures in italics indicate the base number of FP17s or Patient Questionnaire responses are less than 100. N/A is shown where the base number of responses is less than 10 during the period. % is calculated as Quantity/Base number\*100

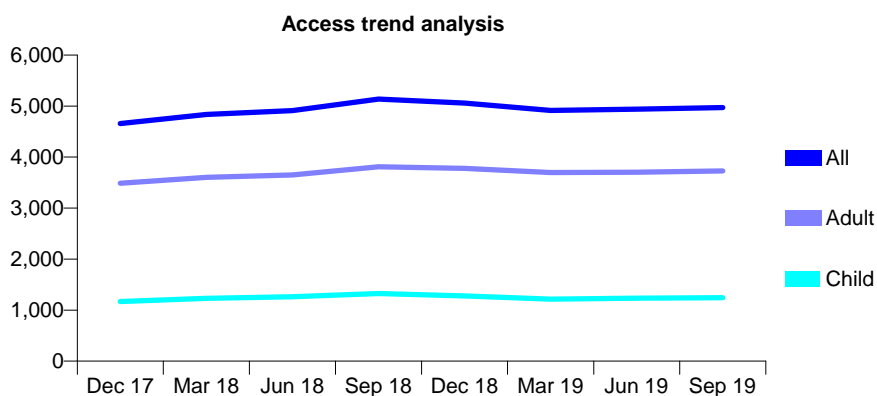
## Q52 - Vital Signs At a Glance Contract Report for 712256/0002 - September 2019

Name or company name	MR NT SALEEM
Contract type name	PDS Contract
Purpose of contract	General
Contract start date	02/09/2013
Contract end date	01/09/2023

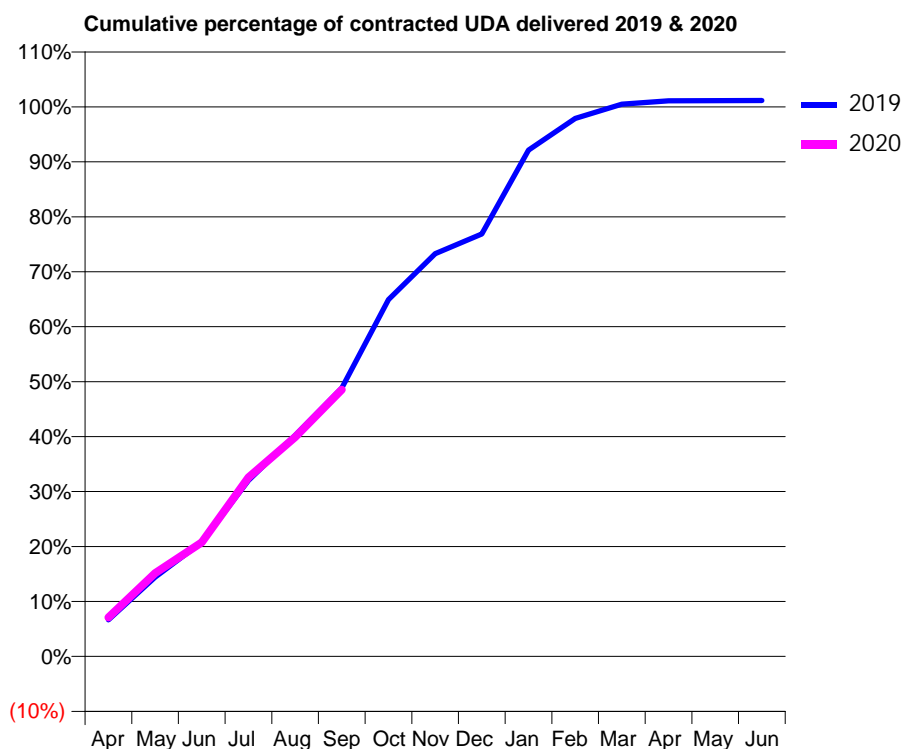
19/20 Contracted general activity (UDA)	11,668
Carry forward general activity (UDA)	-134
19/20 Contracted orthodontic activity (UOA)	0
Carry forward orthodontic activity (UOA)	0
Baseline contract value	£306,790.94

### ACCESS\*

Patients seen in 24 months	Total	Change since previous quarter
Quarter ending September 2018	5,137	
Quarter ending December 2018	5,059	↓
Quarter ending March 2019	4,913	↓
Quarter ending June 2019	4,939	→
Quarter ending September 2019	4,971	→
<b>Variance since September 2018</b>	<b>(3.2%)</b>	<b>↓</b>



### ACTIVITY



Month	Adjusted Scheduled Activity (UDA)	
	2019	2020
April	777	828
May	1,683	1,768
June	2,426	2,421
July	3,737	3,801
August	4,694	4,656
September	5,698	5,664
October	7,574	
November	8,549	
December	8,968	
January	10,750	
February	11,420	
March	11,724	
April	11,793	
May	11,801	
June	11,802	

### QUALITY

	Quantity	Base Number	Contract	AT	Region	England
% of FP17s for the same patient ID Re-attending within 3 months - Children	76	870	8.7%	10.1%	12.1%	11.5%
% of FP17s for the same patient ID Re-attending within 3 months - Adults	194	2,118	9.2%	13.4%	15.6%	15.4%
% of FP17s for the same patient ID Re-attending between 3 & 9 months - Children	413	870	47.5%	63.4%	61.2%	59.7%
% of FP17s for the same patient ID Re-attending between 3 & 9 months - Adults	817	2,118	38.6%	56.9%	54.3%	51.7%
% of FP17s for Band 1 Urgent Courses	198	2,943	6.7%	7.5%	9.1%	9.2%
% of FP17s Relating to Free Repair or Replacements	12	2,943	0.4%	0.9%	0.9%	0.7%
% of FP17s Relating to Continuations	16	2,943	0.5%	0.9%	1.0%	0.8%
% of Patients satisfied with the dentistry they have received	1	2	N/A	94.6%	94.4%	93.5%
% of Patients satisfied with the time they had to wait for an appointment	1	2	N/A	86.1%	88.1%	87.4%

\* This is based on patients treated on this contract for their most recent course of treatment. Figures in italics indicate the base number of FP17s or Patient Questionnaire responses are less than 100. N/A is shown where the base number of responses is less than 10 during the period. % is calculated as Quantity/Base number\*100

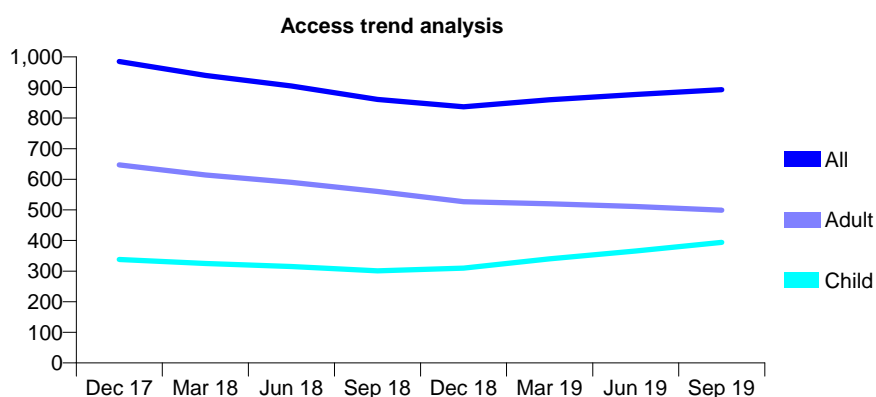
## Q52 - Vital Signs At a Glance Contract Report for 715492/0001 - September 2019

Name or company name	MR N TIBREWAL
Contract type name	GDS Contract
Purpose of contract	General
Contract start date	03/12/2012
Contract end date	

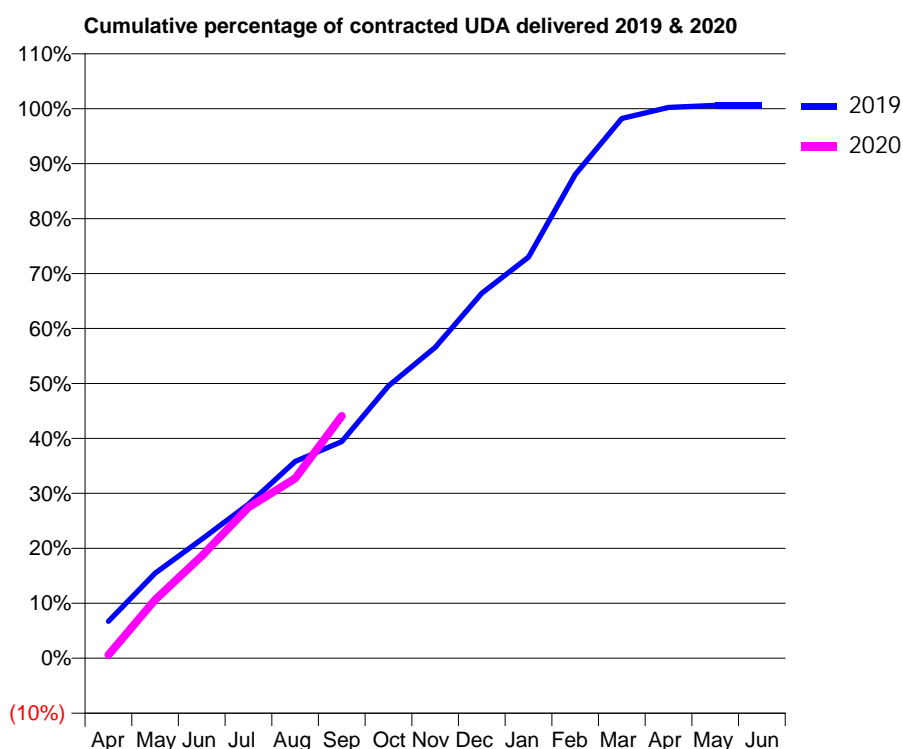
19/20 Contracted general activity (UDA)	2,000
Carry forward general activity (UDA)	-12
19/20 Contracted orthodontic activity (UOA)	0
Carry forward orthodontic activity (UOA)	0
Baseline contract value	£53,602.10

### ACCESS\*

Patients seen in 24 months	Total	Change since previous quarter
Quarter ending September 2018	861	
Quarter ending December 2018	837	↓
Quarter ending March 2019	860	↑
Quarter ending June 2019	877	→
Quarter ending September 2019	893	→
<b>Variance since September 2018</b>	<b>3.7%</b>	<b>↑</b>



### ACTIVITY



Month	2019	2020
April	134	12
May	309	213
June	433	372
July	561	549
August	716	654
September	788	882
October	991	
November	1,131	
December	1,328	
January	1,460	
February	1,760	
March	1,965	
April	2,005	
May	2,012	
June	2,012	

### QUALITY

	Quantity	Base Number	Contract	AT	Region	England
% of FP17s for the same patient ID Re-attending within 3 months - Children	9	241	3.7%	10.1%	12.1%	11.5%
% of FP17s for the same patient ID Re-attending within 3 months - Adults	23	255	9.0%	13.4%	15.6%	15.4%
% of FP17s for the same patient ID Re-attending between 3 & 9 months - Children	73	241	30.3%	63.4%	61.2%	59.7%
% of FP17s for the same patient ID Re-attending between 3 & 9 months - Adults	93	255	36.5%	56.9%	54.3%	51.7%
% of FP17s for Band 1 Urgent Courses	33	469	7.0%	7.5%	9.1%	9.2%
% of FP17s Relating to Free Repair or Replacements	5	469	1.1%	0.9%	0.9%	0.7%
% of FP17s Relating to Continuations	2	469	0.4%	0.9%	1.0%	0.8%
% of Patients satisfied with the dentistry they have received	0	0	N/A	94.6%	94.4%	93.5%
% of Patients satisfied with the time they had to wait for an appointment	0	0	N/A	86.1%	88.1%	87.4%

\* This is based on patients treated on this contract for their most recent course of treatment.

Figures in italics indicate the base number of FP17s or Patient Questionnaire responses are less than 100. N/A is shown where the base number of responses is less than 10 during the period. % is calculated as Quantity/Base number\*100

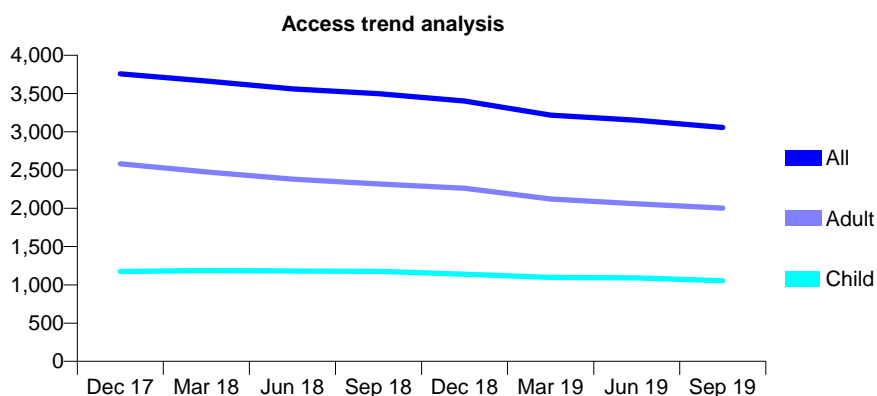
## Q52 - Vital Signs At a Glance Contract Report for 719188/0001 - September 2019

Name or company name	MR K RISHI
Contract type name	GDS Contract
Purpose of contract	General
Contract start date	25/09/2012
Contract end date	

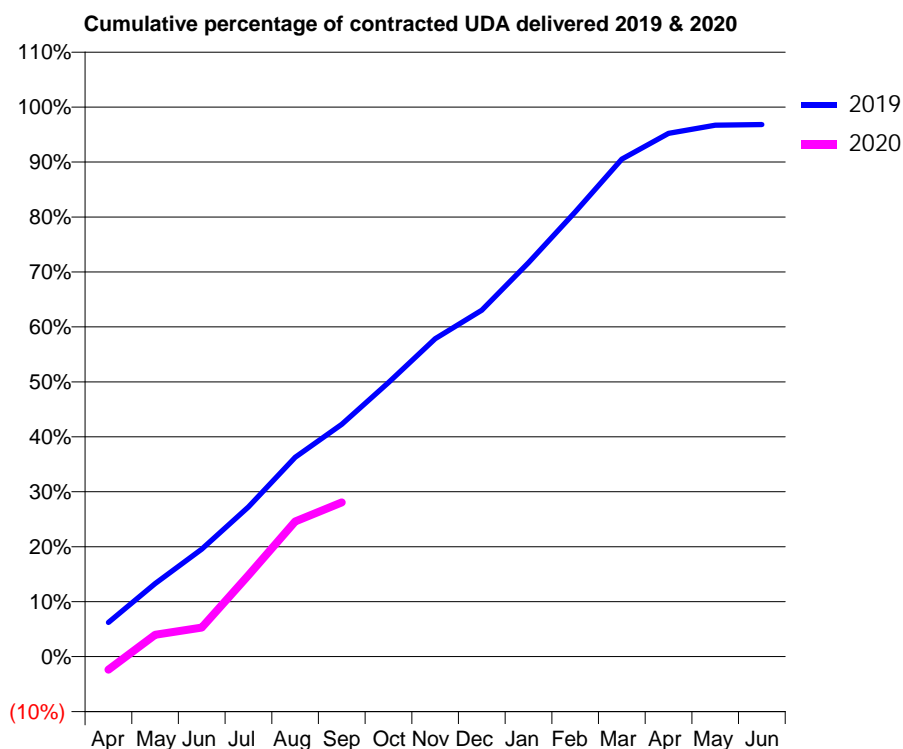
19/20 Contracted general activity (UDA)	10,303
Carry forward general activity (UDA)	329
19/20 Contracted orthodontic activity (UOA)	0
Carry forward orthodontic activity (UOA)	0
Baseline contract value	£324,775.47

### ACCESS\*

Patients seen in 24 months	Total	Change since previous quarter
Quarter ending September 2018	3,497	
Quarter ending December 2018	3,401	↓
Quarter ending March 2019	3,219	↓
Quarter ending June 2019	3,151	↓
Quarter ending September 2019	3,056	↓
<b>Variance since September 2018</b>	<b>(12.6%)</b>	<b>↓</b>



### ACTIVITY



Month	Adjusted Scheduled Activity (UDA)	
	2019	2020
April	640	-247
May	1,370	408
June	2,018	545
July	2,806	1,527
August	3,737	2,534
September	4,353	2,892
October	5,140	
November	5,961	
December	6,494	
January	7,388	
February	8,337	
March	9,328	
April	9,809	
May	9,962	
June	9,974	

### QUALITY

	Quantity	Base Number	Contract	AT	Region	England
% of FP17s for the same patient ID Re-attending within 3 months - Children	40	809	4.9%	10.1%	12.1%	11.5%
% of FP17s for the same patient ID Re-attending within 3 months - Adults	160	1,360	11.8%	13.4%	15.6%	15.4%
% of FP17s for the same patient ID Re-attending between 3 & 9 months - Children	598	809	73.9%	63.4%	61.2%	59.7%
% of FP17s for the same patient ID Re-attending between 3 & 9 months - Adults	998	1,360	73.4%	56.9%	54.3%	51.7%
% of FP17s for Band 1 Urgent Courses	39	1,721	2.3%	7.5%	9.1%	9.2%
% of FP17s Relating to Free Repair or Replacements	7	1,721	0.4%	0.9%	0.9%	0.7%
% of FP17s Relating to Continuations	5	1,721	0.3%	0.9%	1.0%	0.8%
% of Patients satisfied with the dentistry they have received	2	2	N/A	94.6%	94.4%	93.5%
% of Patients satisfied with the time they had to wait for an appointment	2	2	N/A	86.1%	88.1%	87.4%

\* This is based on patients treated on this contract for their most recent course of treatment. Figures in italics indicate the base number of FP17s or Patient Questionnaire responses are less than 100. N/A is shown where the base number of responses is less than 10 during the period. % is calculated as Quantity/Base number\*100

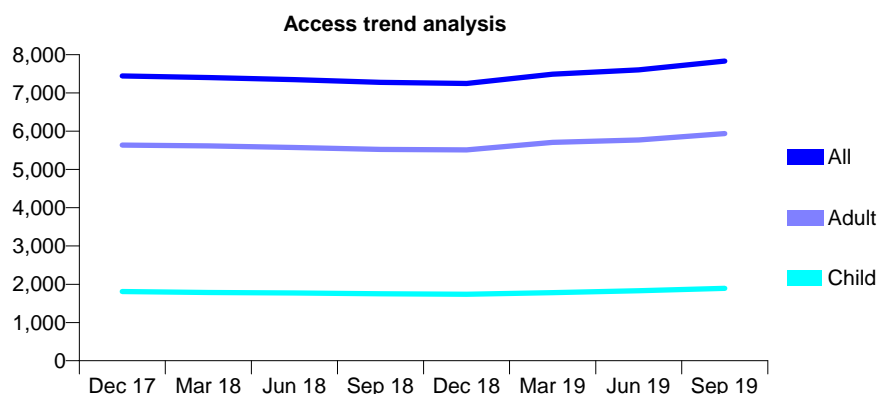
## Q52 - Vital Signs At a Glance Contract Report for 721980/0004 - September 2019

Name or company name	MR A HUSSAIN
Contract type name	GDS Contract
Purpose of contract	General
Contract start date	02/07/2007
Contract end date	

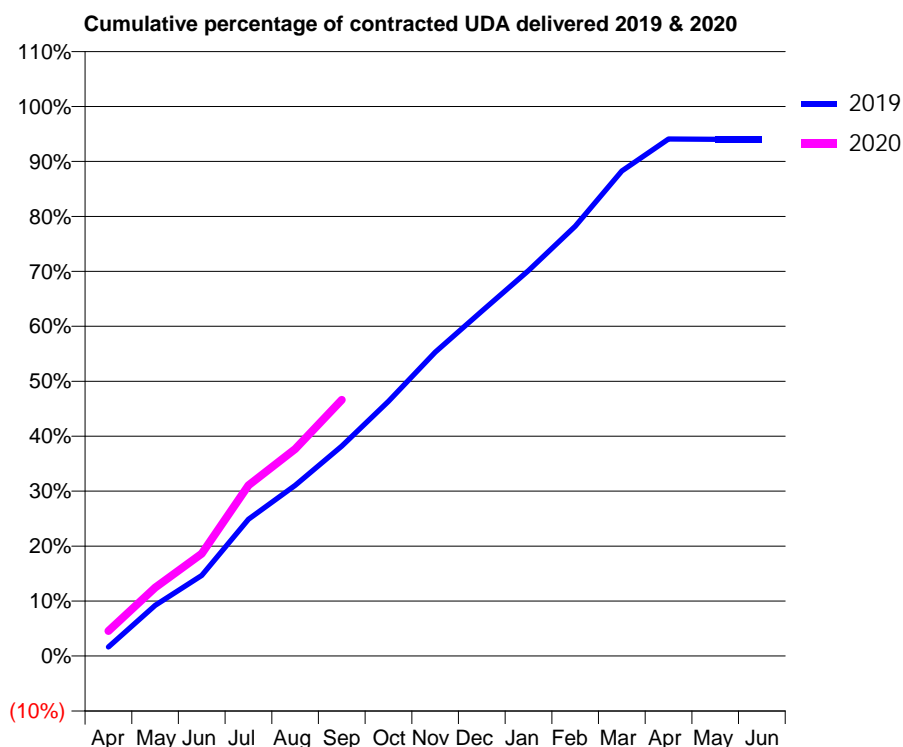
19/20 Contracted general activity (UDA)	22,272
Carry forward general activity (UDA)	0
19/20 Contracted orthodontic activity (UOA)	0
Carry forward orthodontic activity (UOA)	0
Baseline contract value	£669,194.14

### ACCESS\*

Patients seen in 24 months	Total	Change since previous quarter
Quarter ending September 2018	7,277	
Quarter ending December 2018	7,246	→
Quarter ending March 2019	7,488	↑
Quarter ending June 2019	7,600	→
Quarter ending September 2019	7,832	↑
<b>Variance since September 2018</b>	<b>7.6%</b>	<b>↑</b>



### ACTIVITY



Month	Adjusted Scheduled Activity (UDA)	
	2019	2020
April	364	1,013
May	2,053	2,775
June	3,270	4,149
July	5,542	6,916
August	6,916	8,392
September	8,511	10,382
October	10,320	
November	12,313	
December	13,975	
January	15,622	
February	17,417	
March	19,655	
April	20,951	
May	20,942	
June	20,942	

### QUALITY

	Quantity	Base Number	Contract	AT	Region	England
% of FP17s for the same patient ID Re-attending within 3 months - Children	111	1,440	7.7%	10.1%	12.1%	11.5%
% of FP17s for the same patient ID Re-attending within 3 months - Adults	612	4,415	13.9%	13.4%	15.6%	15.4%
% of FP17s for the same patient ID Re-attending between 3 & 9 months - Children	802	1,440	55.7%	63.4%	61.2%	59.7%
% of FP17s for the same patient ID Re-attending between 3 & 9 months - Adults	2,446	4,415	55.4%	56.9%	54.3%	51.7%
% of FP17s for Band 1 Urgent Courses	287	5,321	5.4%	7.5%	9.1%	9.2%
% of FP17s Relating to Free Repair or Replacements	83	5,321	1.6%	0.9%	0.9%	0.7%
% of FP17s Relating to Continuations	61	5,321	1.1%	0.9%	1.0%	0.8%
% of Patients satisfied with the dentistry they have received	4	4	N/A	94.6%	94.4%	93.5%
% of Patients satisfied with the time they had to wait for an appointment	4	4	N/A	86.1%	88.1%	87.4%

\* This is based on patients treated on this contract for their most recent course of treatment. Figures in italics indicate the base number of FP17s or Patient Questionnaire responses are less than 100. N/A is shown where the base number of responses is less than 10 during the period. % is calculated as Quantity/Base number\*100

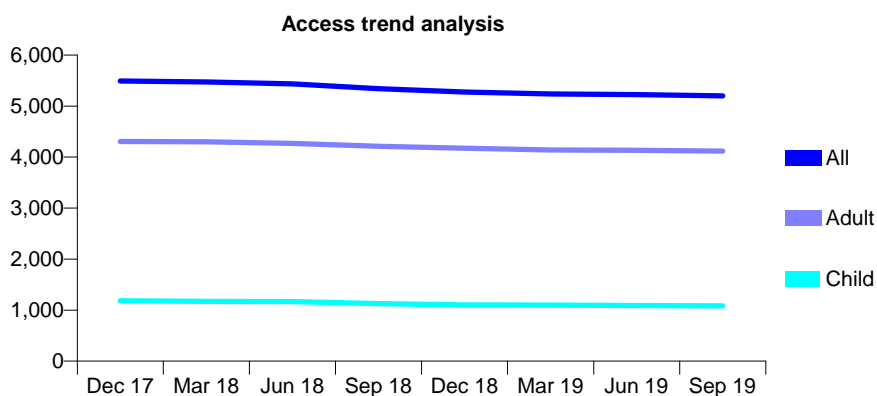
## Q52 - Vital Signs At a Glance Contract Report for 721980/0006 - September 2019

Name or company name	MR A HUSSAIN
Contract type name	GDS Contract
Purpose of contract	General
Contract start date	02/07/2007
Contract end date	

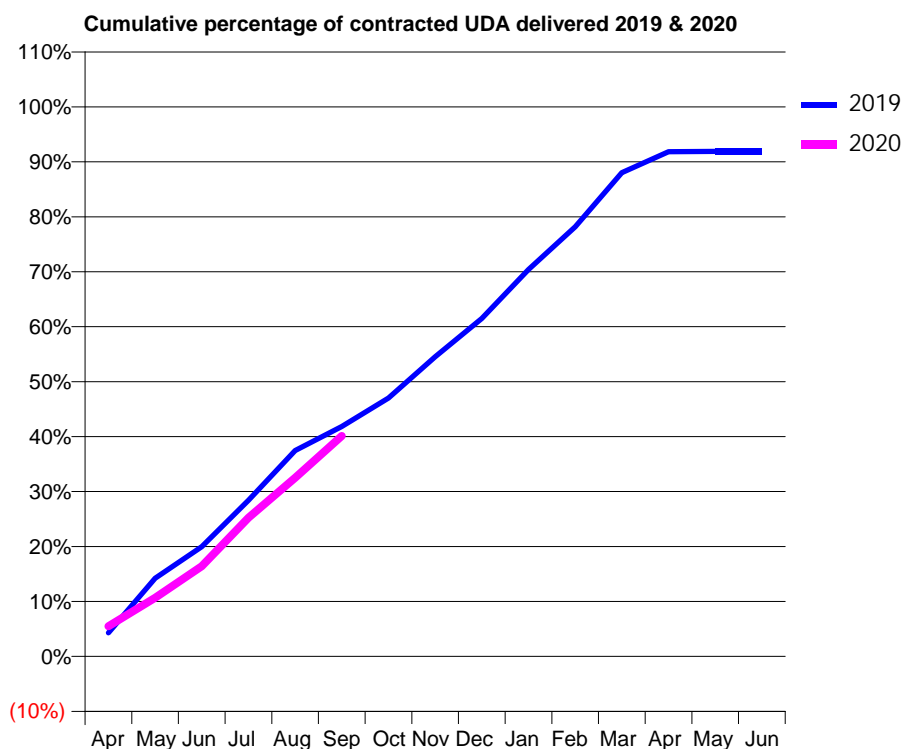
19/20 Contracted general activity (UDA)	15,185
Carry forward general activity (UDA)	0
19/20 Contracted orthodontic activity (UOA)	0
Carry forward orthodontic activity (UOA)	0
Baseline contract value	£466,891.70

### ACCESS\*

Patients seen in 24 months	Total	Change since previous quarter
Quarter ending September 2018	5,340	
Quarter ending December 2018	5,275	↓
Quarter ending March 2019	5,239	→
Quarter ending June 2019	5,224	→
Quarter ending September 2019	5,202	→
<b>Variance since September 2018</b>	<b>(2.6%)</b>	<b>↓</b>



### ACTIVITY



Month	2019	2020
April	655	835
May	2,159	1,619
June	3,029	2,494
July	4,312	3,833
August	5,690	4,940
September	6,355	6,092
October	7,140	
November	8,282	
December	9,336	
January	10,692	
February	11,872	
March	13,366	
April	13,945	
May	13,952	
June	13,952	

### QUALITY

	Quantity	Base Number	Contract	AT	Region	England
% of FP17s for the same patient ID Re-attending within 3 months - Children	81	866	9.4%	10.1%	12.1%	11.5%
% of FP17s for the same patient ID Re-attending within 3 months - Adults	477	3,224	14.8%	13.4%	15.6%	15.4%
% of FP17s for the same patient ID Re-attending between 3 & 9 months - Children	545	866	62.9%	63.4%	61.2%	59.7%
% of FP17s for the same patient ID Re-attending between 3 & 9 months - Adults	1,940	3,224	60.2%	56.9%	54.3%	51.7%
% of FP17s for Band 1 Urgent Courses	250	3,465	7.2%	7.5%	9.1%	9.2%
% of FP17s Relating to Free Repair or Replacements	52	3,465	1.5%	0.9%	0.9%	0.7%
% of FP17s Relating to Continuations	33	3,465	1.0%	0.9%	1.0%	0.8%
% of Patients satisfied with the dentistry they have received	0	0	N/A	94.6%	94.4%	93.5%
% of Patients satisfied with the time they had to wait for an appointment	0	0	N/A	86.1%	88.1%	87.4%

\* This is based on patients treated on this contract for their most recent course of treatment. Figures in italics indicate the base number of FP17s or Patient Questionnaire responses are less than 100. N/A is shown where the base number of responses is less than 10 during the period. % is calculated as Quantity/Base number\*100

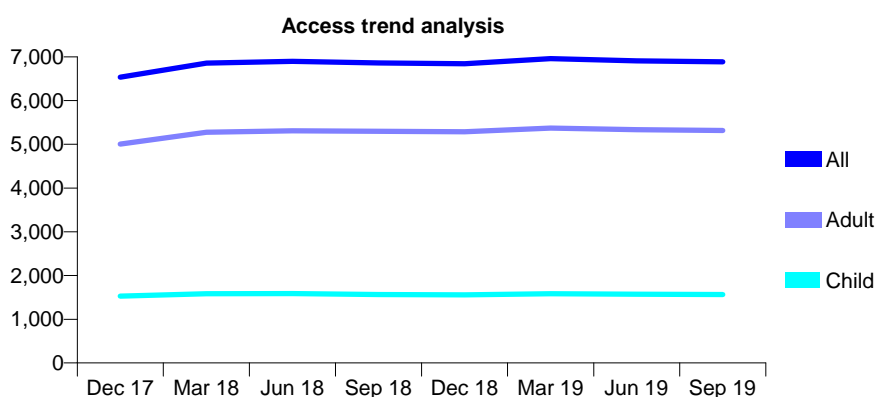
## Q52 - Vital Signs At a Glance Contract Report for 721980/0007 - September 2019

Name or company name	MR A HUSSAIN
Contract type name	GDS Contract
Purpose of contract	General
Contract start date	02/07/2007
Contract end date	

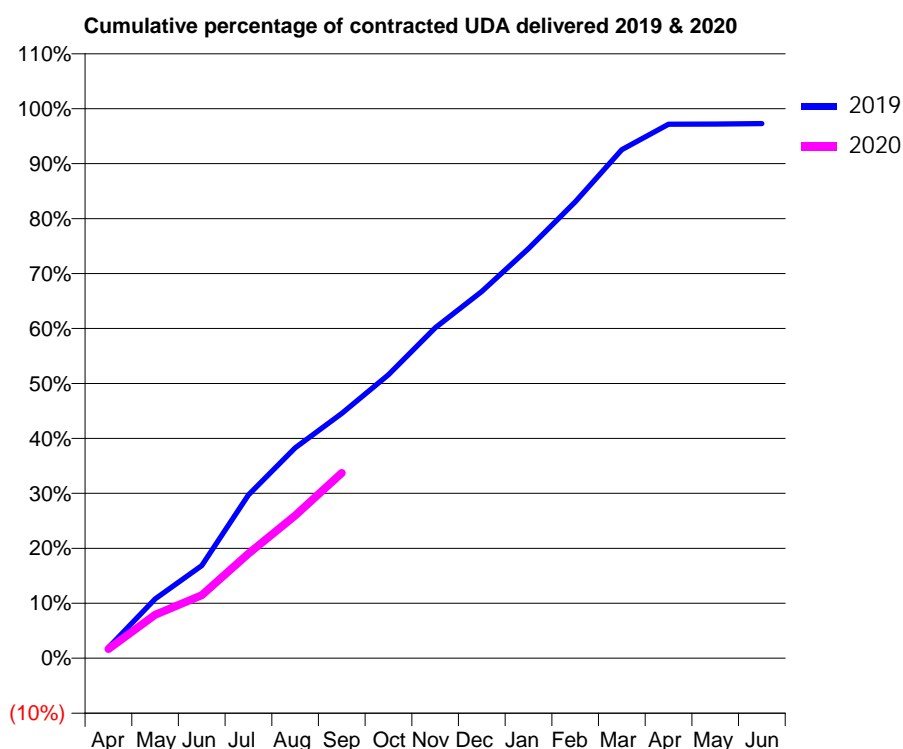
19/20 Contracted general activity (UDA)	19,645
Carry forward general activity (UDA)	536
19/20 Contracted orthodontic activity (UOA)	0
Carry forward orthodontic activity (UOA)	0
Baseline contract value	£618,961.03

### ACCESS\*

Patients seen in 24 months	Total	Change since previous quarter
Quarter ending September 2018	6,861	
Quarter ending December 2018	6,844	→
Quarter ending March 2019	6,960	→
Quarter ending June 2019	6,906	→
Quarter ending September 2019	6,885	→
<b>Variance since September 2018</b>	<b>0.3%</b>	<b>→</b>



### ACTIVITY



Month	2019	2020
April	385	333
May	2,117	1,550
June	3,310	2,252
July	5,839	3,739
August	7,521	5,103
September	8,749	6,623
October	10,135	
November	11,809	
December	13,113	
January	14,643	
February	16,314	
March	18,180	
April	19,090	
May	19,095	
June	19,109	

### QUALITY

	Quantity	Base Number	Contract	AT	Region	England
% of FP17s for the same patient ID Re-attending within 3 months - Children	70	1,014	6.9%	10.1%	12.1%	11.5%
% of FP17s for the same patient ID Re-attending within 3 months - Adults	315	3,188	9.9%	13.4%	15.6%	15.4%
% of FP17s for the same patient ID Re-attending between 3 & 9 months - Children	625	1,014	61.6%	63.4%	61.2%	59.7%
% of FP17s for the same patient ID Re-attending between 3 & 9 months - Adults	1,904	3,188	59.7%	56.9%	54.3%	51.7%
% of FP17s for Band 1 Urgent Courses	116	3,808	3.0%	7.5%	9.1%	9.2%
% of FP17s Relating to Free Repair or Replacements	55	3,808	1.4%	0.9%	0.9%	0.7%
% of FP17s Relating to Continuations	36	3,808	0.9%	0.9%	1.0%	0.8%
% of Patients satisfied with the dentistry they have received	1	1	N/A	94.6%	94.4%	93.5%
% of Patients satisfied with the time they had to wait for an appointment	1	1	N/A	86.1%	88.1%	87.4%

\* This is based on patients treated on this contract for their most recent course of treatment.

Figures in italics indicate the base number of FP17s or Patient Questionnaire responses are less than 100. N/A is shown where the base number of responses is less than 10 during the period. % is calculated as Quantity/Base number\*100

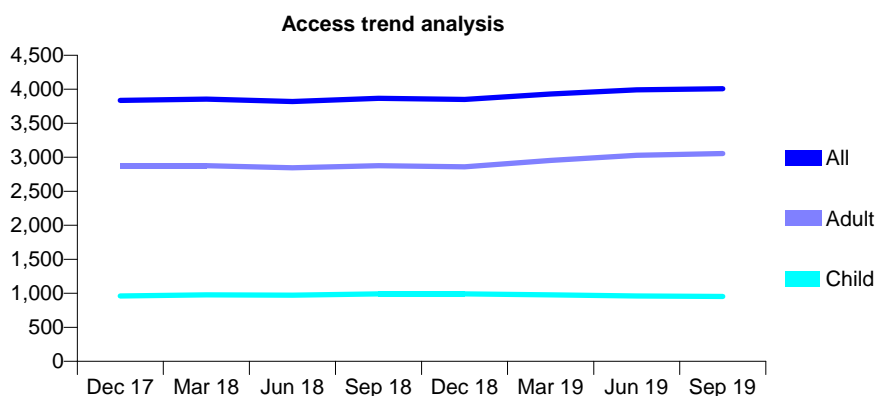
## Q52 - Vital Signs At a Glance Contract Report for 731447/0001 - September 2019

Name or company name	MRS CI GRAVE
Contract type name	GDS Contract
Purpose of contract	General
Contract start date	01/04/2006
Contract end date	

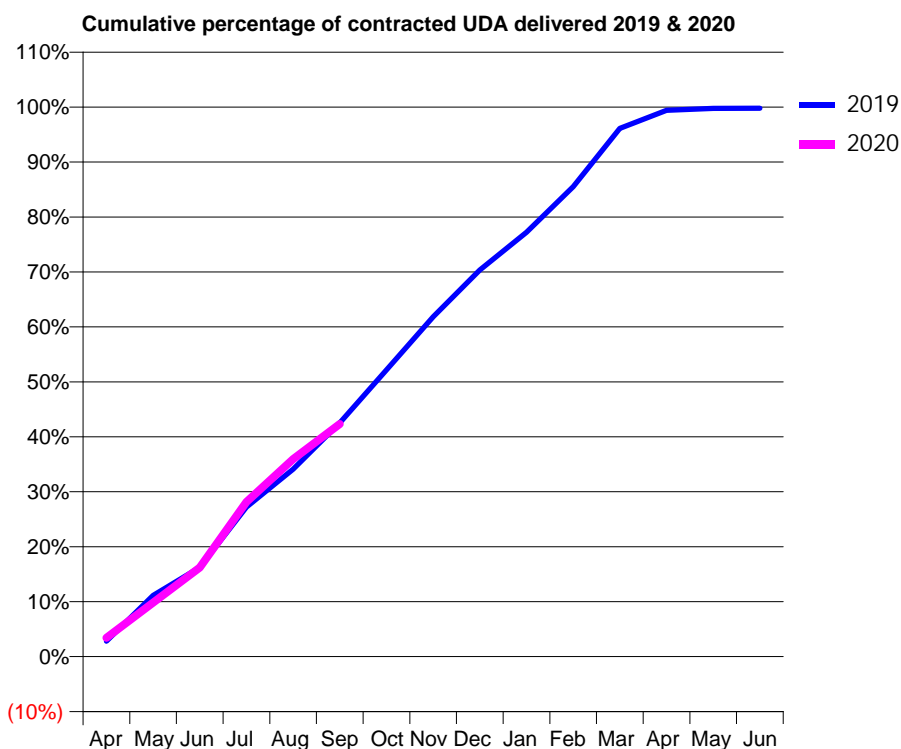
19/20 Contracted general activity (UDA)	10,000
Carry forward general activity (UDA)	22
19/20 Contracted orthodontic activity (UOA)	0
Carry forward orthodontic activity (UOA)	0
Baseline contract value	£235,724.12

### ACCESS\*

Patients seen in 24 months	Total	Change since previous quarter
Quarter ending September 2018	3,867	
Quarter ending December 2018	3,850	→
Quarter ending March 2019	3,931	↑
Quarter ending June 2019	3,991	→
Quarter ending September 2019	4,009	→
<b>Variance since September 2018</b>	<b>3.7%</b>	<b>↑</b>



### ACTIVITY



Month	Adjusted Scheduled Activity (UDA)	
	2019	2020
April	282	344
May	1,115	983
June	1,624	1,619
July	2,721	2,815
August	3,411	3,596
September	4,254	4,234
October	5,219	
November	6,184	
December	7,033	
January	7,721	
February	8,551	
March	9,611	
April	9,940	
May	9,975	
June	9,978	

### QUALITY

	Quantity	Base Number	Contract	AT	Region	England
% of FP17s for the same patient ID Re-attending within 3 months - Children	53	623	8.5%	10.1%	12.1%	11.5%
% of FP17s for the same patient ID Re-attending within 3 months - Adults	392	1,895	20.7%	13.4%	15.6%	15.4%
% of FP17s for the same patient ID Re-attending between 3 & 9 months - Children	376	623	60.4%	63.4%	61.2%	59.7%
% of FP17s for the same patient ID Re-attending between 3 & 9 months - Adults	671	1,895	35.4%	56.9%	54.3%	51.7%
% of FP17s for Band 1 Urgent Courses	276	2,330	11.8%	7.5%	9.1%	9.2%
% of FP17s Relating to Free Repair or Replacements	12	2,330	0.5%	0.9%	0.9%	0.7%
% of FP17s Relating to Continuations	51	2,330	2.2%	0.9%	1.0%	0.8%
% of Patients satisfied with the dentistry they have received	2	2	N/A	94.6%	94.4%	93.5%
% of Patients satisfied with the time they had to wait for an appointment	2	2	N/A	86.1%	88.1%	87.4%

\* This is based on patients treated on this contract for their most recent course of treatment. Figures in italics indicate the base number of FP17s or Patient Questionnaire responses are less than 100. N/A is shown where the base number of responses is less than 10 during the period. % is calculated as Quantity/Base number\*100



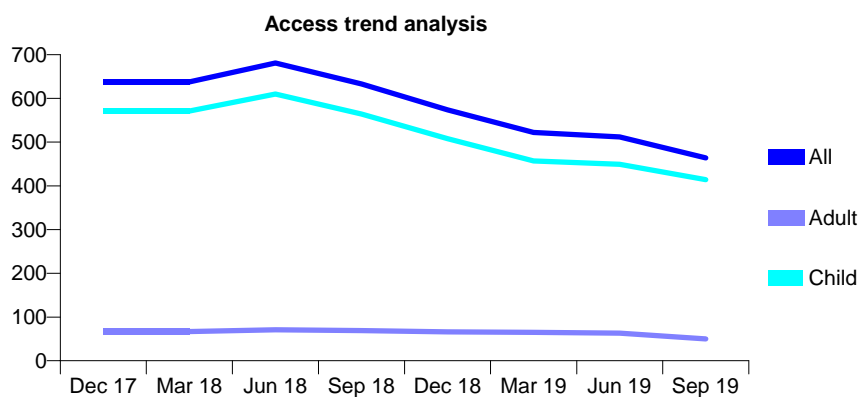
## Q52 - Vital Signs At a Glance Contract Report for 738697/0001 - September 2019

Name or company name	Whitehall Dental Care
Contract type name	GDS Contract
Purpose of contract	General
Contract start date	01/04/2006
Contract end date	

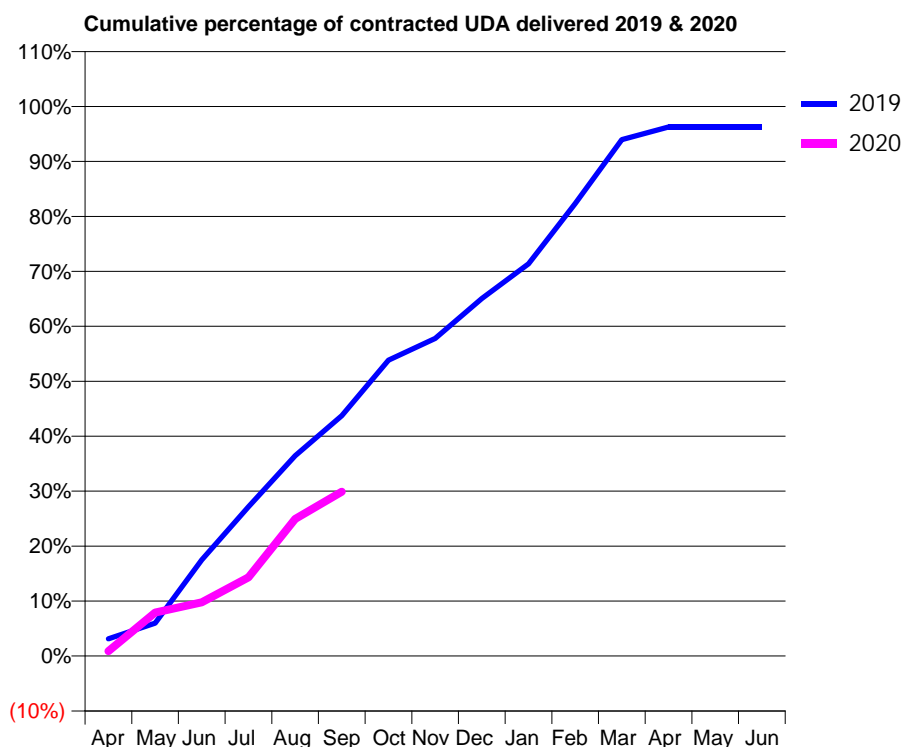
19/20 Contracted general activity (UDA)	1,350
Carry forward general activity (UDA)	50
19/20 Contracted orthodontic activity (UOA)	0
Carry forward orthodontic activity (UOA)	0
Baseline contract value	£32,852.63

### ACCESS\*

Patients seen in 24 months	Total	Change since previous quarter
Quarter ending September 2018	633	
Quarter ending December 2018	574	↓
Quarter ending March 2019	522	↓
Quarter ending June 2019	512	↓
Quarter ending September 2019	464	↓
<b>Variance since September 2018</b>	<b>(26.7%)</b>	<b>↓</b>



### ACTIVITY



Month	Adjusted Scheduled Activity (UDA)	
	2019	2020
April	42	12
May	81	107
June	236	132
July	367	193
August	492	337
September	590	404
October	727	
November	780	
December	878	
January	963	
February	1,112	
March	1,269	
April	1,300	
May	1,300	
June	1,300	

### QUALITY

	Quantity	Base Number	Contract	AT	Region	England
% of FP17s for the same patient ID Re-attending within 3 months - Children	23	354	6.5%	10.1%	12.1%	11.5%
% of FP17s for the same patient ID Re-attending within 3 months - Adults	0	14	0.0%	13.4%	15.6%	15.4%
% of FP17s for the same patient ID Re-attending between 3 & 9 months - Children	251	354	70.9%	63.4%	61.2%	59.7%
% of FP17s for the same patient ID Re-attending between 3 & 9 months - Adults	12	14	85.7%	56.9%	54.3%	51.7%
% of FP17s for Band 1 Urgent Courses	3	348	0.9%	7.5%	9.1%	9.2%
% of FP17s Relating to Free Repair or Replacements	0	348	0.0%	0.9%	0.9%	0.7%
% of FP17s Relating to Continuations	0	348	0.0%	0.9%	1.0%	0.8%
% of Patients satisfied with the dentistry they have received	0	0	N/A	94.6%	94.4%	93.5%
% of Patients satisfied with the time they had to wait for an appointment	0	0	N/A	86.1%	88.1%	87.4%

\* This is based on patients treated on this contract for their most recent course of treatment. Figures in italics indicate the base number of FP17s or Patient Questionnaire responses are less than 100. N/A is shown where the base number of responses is less than 10 during the period. % is calculated as Quantity/Base number\*100

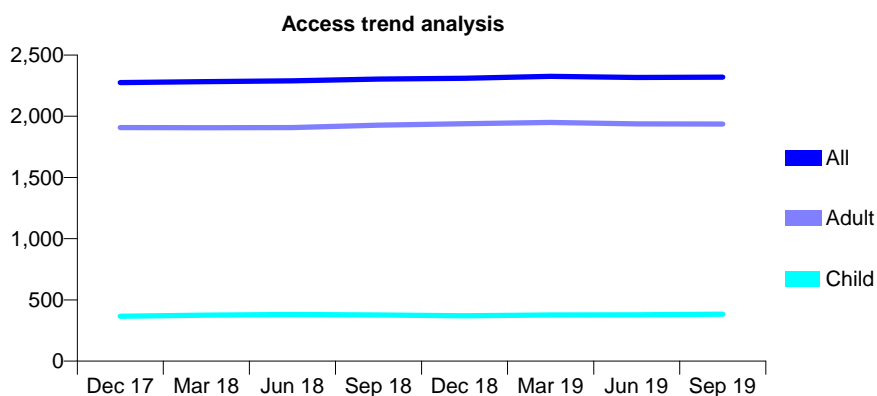
## Q52 - Vital Signs At a Glance Contract Report for 739367/0001 - September 2019

Name or company name	MR MW SOUTH
Contract type name	GDS Contract
Purpose of contract	General
Contract start date	01/04/2006
Contract end date	

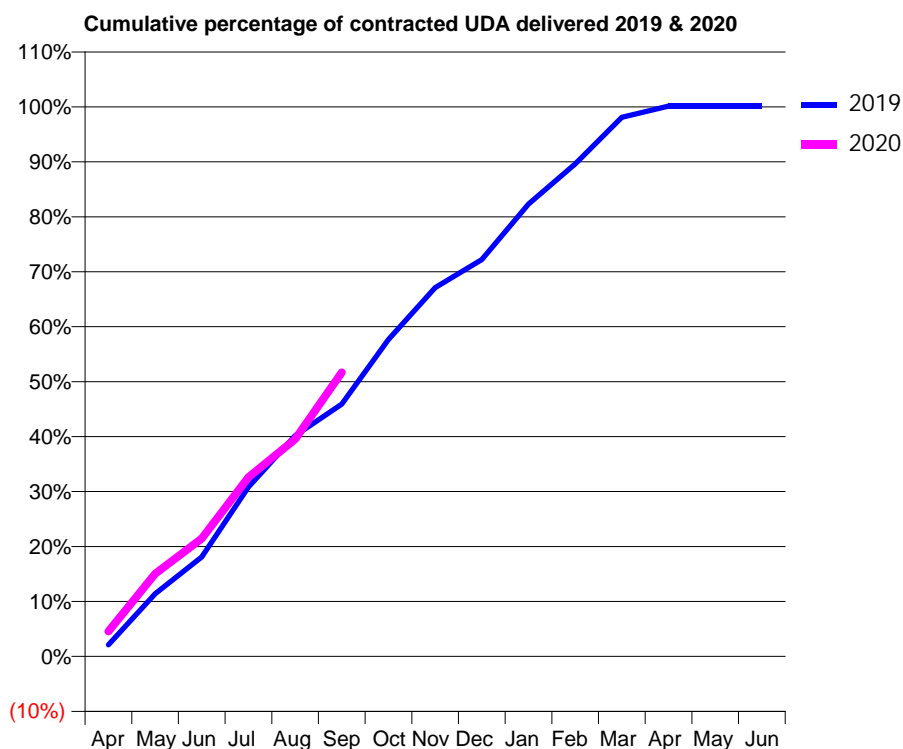
19/20 Contracted general activity (UDA)	8,098
Carry forward general activity (UDA)	-12
19/20 Contracted orthodontic activity (UOA)	0
Carry forward orthodontic activity (UOA)	0
Baseline contract value	£225,390.41

### ACCESS\*

Patients seen in 24 months	Total	Change since previous quarter
Quarter ending September 2018	2,305	
Quarter ending December 2018	2,310	→
Quarter ending March 2019	2,326	→
Quarter ending June 2019	2,316	→
Quarter ending September 2019	2,320	→
<b>Variance since September 2018</b>	<b>0.7%</b>	<b>→</b>



### ACTIVITY



Month	Adjusted Scheduled Activity (UDA)	
	2019	2020
April	171	368
May	925	1,219
June	1,467	1,736
July	2,497	2,639
August	3,254	3,202
September	3,718	4,185
October	4,670	
November	5,434	
December	5,847	
January	6,666	
February	7,258	
March	7,944	
April	8,110	
May	8,110	
June	8,110	

### QUALITY

	Quantity	Base Number	Contract	AT	Region	England
% of FP17s for the same patient ID Re-attending within 3 months - Children	18	276	6.5%	10.1%	12.1%	11.5%
% of FP17s for the same patient ID Re-attending within 3 months - Adults	240	1,624	14.8%	13.4%	15.6%	15.4%
% of FP17s for the same patient ID Re-attending between 3 & 9 months - Children	191	276	69.2%	63.4%	61.2%	59.7%
% of FP17s for the same patient ID Re-attending between 3 & 9 months - Adults	998	1,624	61.5%	56.9%	54.3%	51.7%
% of FP17s for Band 1 Urgent Courses	147	1,835	8.0%	7.5%	9.1%	9.2%
% of FP17s Relating to Free Repair or Replacements	41	1,835	2.2%	0.9%	0.9%	0.7%
% of FP17s Relating to Continuations	103	1,835	5.6%	0.9%	1.0%	0.8%
% of Patients satisfied with the dentistry they have received	1	1	N/A	94.6%	94.4%	93.5%
% of Patients satisfied with the time they had to wait for an appointment	0	1	N/A	86.1%	88.1%	87.4%

\* This is based on patients treated on this contract for their most recent course of treatment. Figures in italics indicate the base number of FP17s or Patient Questionnaire responses are less than 100. N/A is shown where the base number of responses is less than 10 during the period. % is calculated as Quantity/Base number\*100

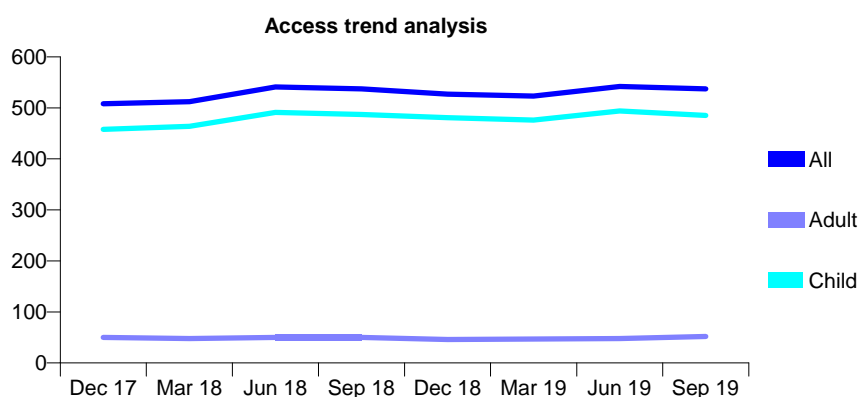
## Q52 - Vital Signs At a Glance Contract Report for 745669/0001 - September 2019

Name or company name	MR RA MUIRHEAD
Contract type name	GDS Contract
Purpose of contract	General
Contract start date	01/04/2006
Contract end date	

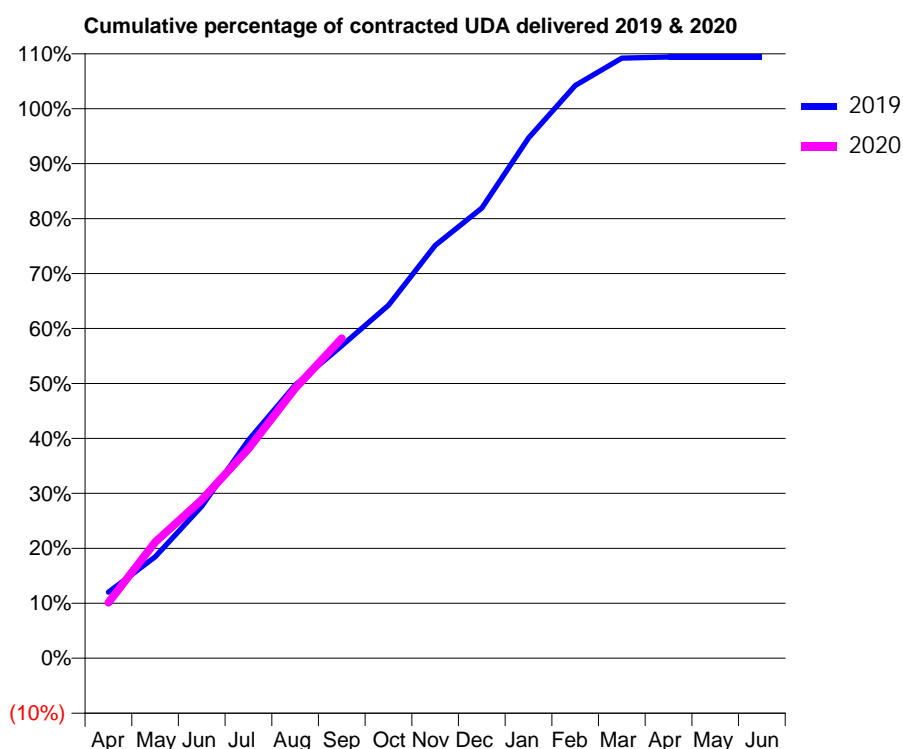
19/20 Contracted general activity (UDA)	948
Carry forward general activity (UDA)	-19
19/20 Contracted orthodontic activity (UOA)	0
Carry forward orthodontic activity (UOA)	0
Baseline contract value	£28,046.56

### ACCESS\*

Patients seen in 24 months	Total	Change since previous quarter
Quarter ending September 2018	537	
Quarter ending December 2018	527	↓
Quarter ending March 2019	523	→
Quarter ending June 2019	542	↑
Quarter ending September 2019	537	→
<b>Variance since September 2018</b>	<b>0.0%</b>	<b>→</b>



### ACTIVITY



Adjusted Scheduled Activity (UDA)		
Month	2019	2020
April	114	96
May	175	200
June	262	273
July	376	361
August	471	465
September	539	552
October	609	
November	712	
December	777	
January	897	
February	988	
March	1,035	
April	1,037	
May	1,037	
June	1,037	

### QUALITY

	Quantity	Base Number	Contract	AT	Region	England
% of FP17s for the same patient ID Re-attending within 3 months - Children	26	453	5.7%	10.1%	12.1%	11.5%
% of FP17s for the same patient ID Re-attending within 3 months - Adults	0	0	N/A	13.4%	15.6%	15.4%
% of FP17s for the same patient ID Re-attending between 3 & 9 months - Children	298	453	65.8%	63.4%	61.2%	59.7%
% of FP17s for the same patient ID Re-attending between 3 & 9 months - Adults	0	0	N/A	56.9%	54.3%	51.7%
% of FP17s for Band 1 Urgent Courses	4	450	0.9%	7.5%	9.1%	9.2%
% of FP17s Relating to Free Repair or Replacements	0	450	0.0%	0.9%	0.9%	0.7%
% of FP17s Relating to Continuations	0	450	0.0%	0.9%	1.0%	0.8%
% of Patients satisfied with the dentistry they have received	0	0	N/A	94.6%	94.4%	93.5%
% of Patients satisfied with the time they had to wait for an appointment	0	0	N/A	86.1%	88.1%	87.4%

\* This is based on patients treated on this contract for their most recent course of treatment.

Figures in italics indicate the base number of FP17s or Patient Questionnaire responses are less than 100. N/A is shown where the base number of responses is less than 10 during the period. % is calculated as Quantity/Base number\*100

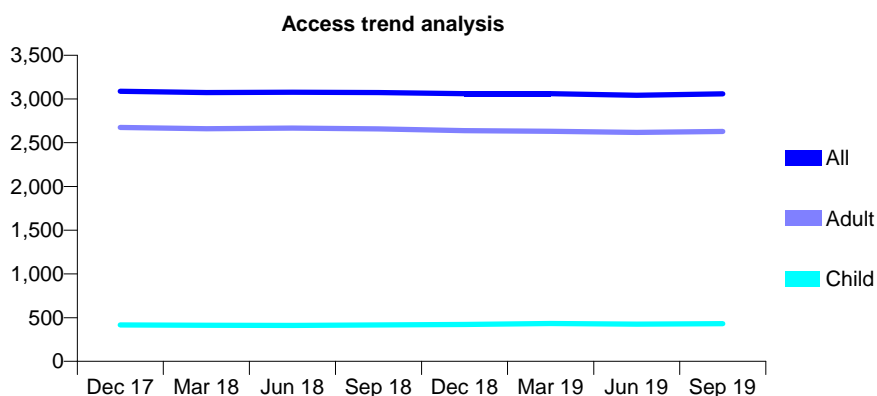
## Q52 - Vital Signs At a Glance Contract Report for 751936/0001 - September 2019

Name or company name	MR P HARTLEY
Contract type name	GDS Contract
Purpose of contract	General
Contract start date	01/04/2006
Contract end date	

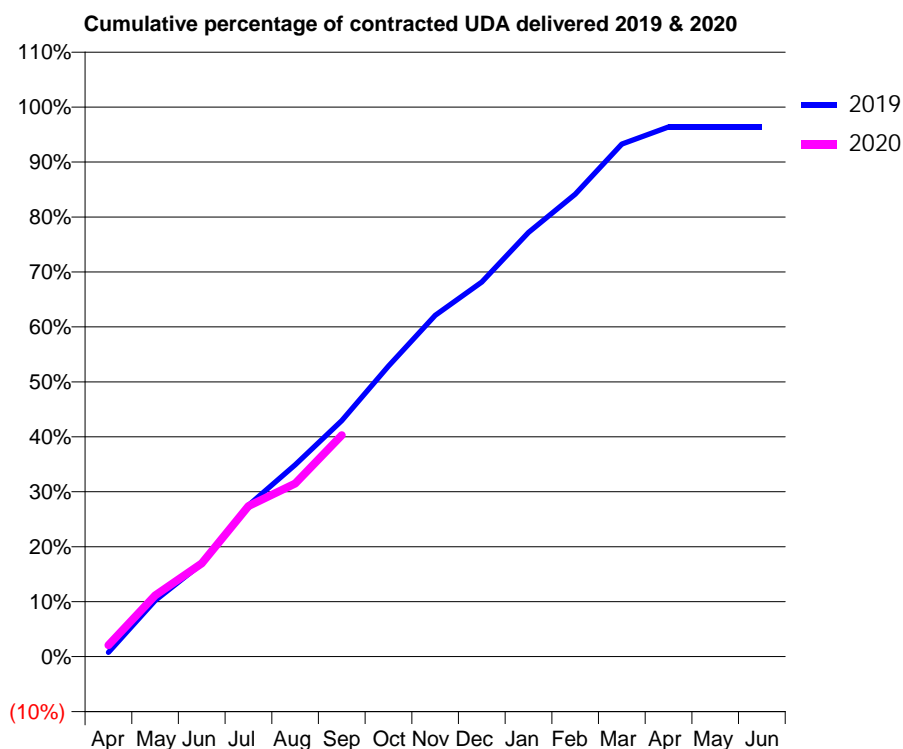
19/20 Contracted general activity (UDA)	8,300
Carry forward general activity (UDA)	301
19/20 Contracted orthodontic activity (UOA)	0
Carry forward orthodontic activity (UOA)	0
Baseline contract value	£195,946.50

### ACCESS\*

Patients seen in 24 months	Total	Change since previous quarter
Quarter ending September 2018	3,074	
Quarter ending December 2018	3,060	→
Quarter ending March 2019	3,062	→
Quarter ending June 2019	3,043	→
Quarter ending September 2019	3,059	→
<b>Variance since September 2018</b>	<b>(0.5%)</b>	<b>→</b>



### ACTIVITY



Month	Adjusted Scheduled Activity (UDA)	
	2019	2020
April	65	172
May	846	925
June	1,404	1,410
July	2,286	2,272
August	2,898	2,615
September	3,564	3,345
October	4,387	
November	5,155	
December	5,656	
January	6,406	
February	6,984	
March	7,742	
April	7,998	
May	7,999	
June	7,999	

### QUALITY

	Quantity	Base Number	Contract	AT	Region	England
% of FP17s for the same patient ID Re-attending within 3 months - Children	14	311	4.5%	10.1%	12.1%	11.5%
% of FP17s for the same patient ID Re-attending within 3 months - Adults	204	1,882	10.8%	13.4%	15.6%	15.4%
% of FP17s for the same patient ID Re-attending between 3 & 9 months - Children	190	311	61.1%	63.4%	61.2%	59.7%
% of FP17s for the same patient ID Re-attending between 3 & 9 months - Adults	1,145	1,882	60.8%	56.9%	54.3%	51.7%
% of FP17s for Band 1 Urgent Courses	17	2,090	0.8%	7.5%	9.1%	9.2%
% of FP17s Relating to Free Repair or Replacements	16	2,090	0.8%	0.9%	0.9%	0.7%
% of FP17s Relating to Continuations	68	2,090	3.3%	0.9%	1.0%	0.8%
% of Patients satisfied with the dentistry they have received	0	0	N/A	94.6%	94.4%	93.5%
% of Patients satisfied with the time they had to wait for an appointment	0	0	N/A	86.1%	88.1%	87.4%

\* This is based on patients treated on this contract for their most recent course of treatment. Figures in italics indicate the base number of FP17s or Patient Questionnaire responses are less than 100. N/A is shown where the base number of responses is less than 10 during the period. % is calculated as Quantity/Base number\*100

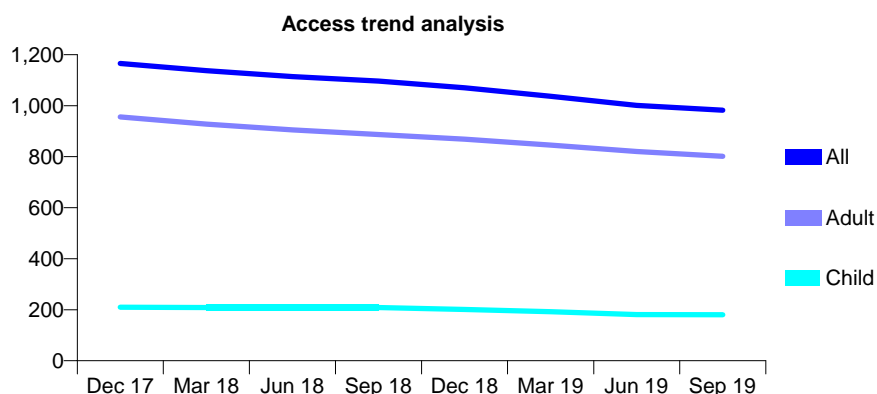
## Q52 - Vital Signs At a Glance Contract Report for 759740/0005 - September 2019

Name or company name	N Kaushal
Contract type name	GDS Contract
Purpose of contract	General
Contract start date	08/05/2015
Contract end date	

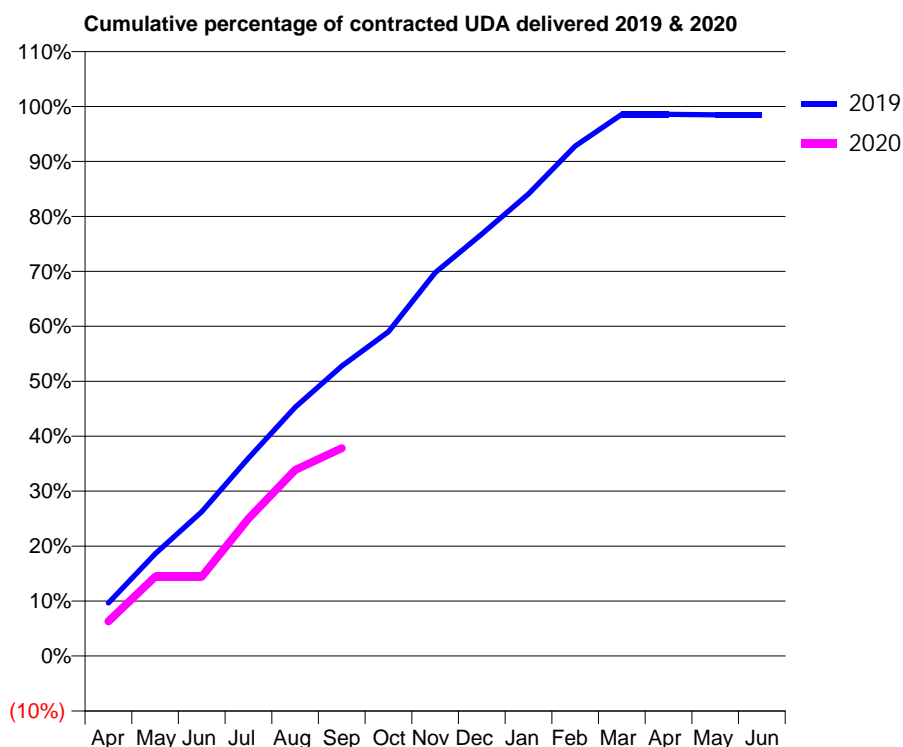
19/20 Contracted general activity (UDA)	3,242
Carry forward general activity (UDA)	50
19/20 Contracted orthodontic activity (UOA)	0
Carry forward orthodontic activity (UOA)	0
Baseline contract value	£98,505.31

### ACCESS\*

Patients seen in 24 months	Total	Change since previous quarter
Quarter ending September 2018	1,096	
Quarter ending December 2018	1,070	↓
Quarter ending March 2019	1,037	↓
Quarter ending June 2019	1,001	↓
Quarter ending September 2019	982	↓
<b>Variance since September 2018</b>	<b>(10.4%)</b>	<b>↓</b>



### ACTIVITY



Month	Adjusted Scheduled Activity (UDA)	
	2019	2020
April	313	205
May	603	468
June	851	468
July	1,167	810
August	1,468	1,098
September	1,710	1,226
October	1,913	
November	2,261	
December	2,490	
January	2,727	
February	3,008	
March	3,195	
April	3,195	
May	3,192	
June	3,192	

### QUALITY

	Quantity	Base Number	Contract	AT	Region	England
% of FP17s for the same patient ID Re-attending within 3 months - Children	4	122	3.3%	10.1%	12.1%	11.5%
% of FP17s for the same patient ID Re-attending within 3 months - Adults	72	599	12.0%	13.4%	15.6%	15.4%
% of FP17s for the same patient ID Re-attending between 3 & 9 months - Children	61	122	50.0%	63.4%	61.2%	59.7%
% of FP17s for the same patient ID Re-attending between 3 & 9 months - Adults	392	599	65.4%	56.9%	54.3%	51.7%
% of FP17s for Band 1 Urgent Courses	164	719	22.8%	7.5%	9.1%	9.2%
% of FP17s Relating to Free Repair or Replacements	53	719	7.4%	0.9%	0.9%	0.7%
% of FP17s Relating to Continuations	3	719	0.4%	0.9%	1.0%	0.8%
% of Patients satisfied with the dentistry they have received	1	1	N/A	94.6%	94.4%	93.5%
% of Patients satisfied with the time they had to wait for an appointment	1	1	N/A	86.1%	88.1%	87.4%

\* This is based on patients treated on this contract for their most recent course of treatment. Figures in italics indicate the base number of FP17s or Patient Questionnaire responses are less than 100. N/A is shown where the base number of responses is less than 10 during the period. % is calculated as Quantity/Base number\*100

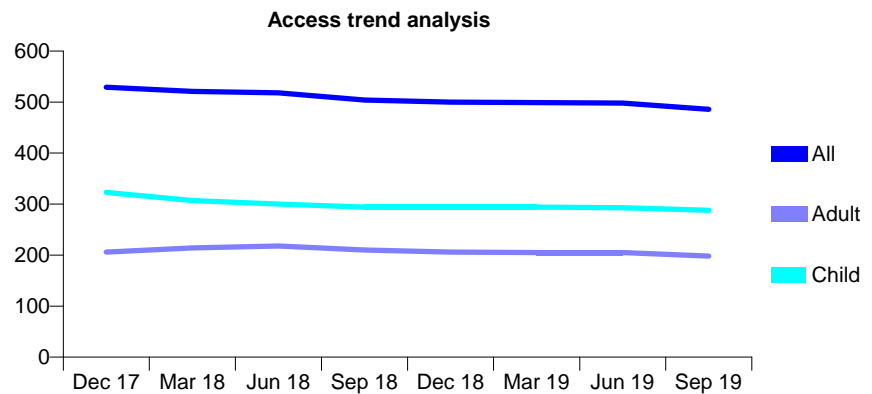
## Q52 - Vital Signs At a Glance Contract Report for 764183/0001 - September 2019

Name or company name	MRS P DHILLON
Contract type name	GDS Contract
Purpose of contract	General
Contract start date	01/08/2006
Contract end date	

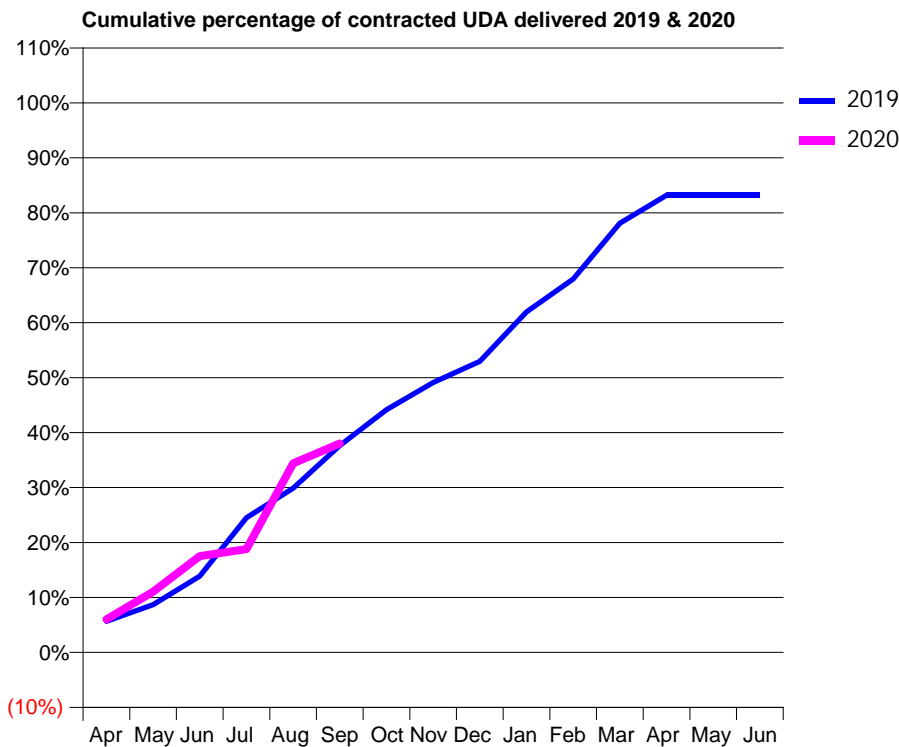
19/20 Contracted general activity (UDA)	1,550
Carry forward general activity (UDA)	0
19/20 Contracted orthodontic activity (UOA)	0
Carry forward orthodontic activity (UOA)	0
Baseline contract value	£50,852.55

### ACCESS\*

Patients seen in 24 months	Total	Change since previous quarter
Quarter ending September 2018	504	
Quarter ending December 2018	500	→
Quarter ending March 2019	499	→
Quarter ending June 2019	498	→
Quarter ending September 2019	486	↓
<b>Variance since September 2018</b>	<b>(3.6%)</b>	<b>↓</b>



### ACTIVITY



Adjusted Scheduled Activity (UDA)		
Month	2019	2020
April	88	93
May	135	171
June	215	271
July	380	291
August	463	533
September	584	589
October	685	
November	761	
December	821	
January	960	
February	1,053	
March	1,210	
April	1,289	
May	1,289	
June	1,289	

### QUALITY

	Quantity	Base Number	Contract	AT	Region	England
% of FP17s for the same patient ID Re-attending within 3 months - Children	13	236	5.5%	10.1%	12.1%	11.5%
% of FP17s for the same patient ID Re-attending within 3 months - Adults	11	131	8.4%	13.4%	15.6%	15.4%
% of FP17s for the same patient ID Re-attending between 3 & 9 months - Children	163	236	69.1%	63.4%	61.2%	59.7%
% of FP17s for the same patient ID Re-attending between 3 & 9 months - Adults	87	131	66.4%	56.9%	54.3%	51.7%
% of FP17s for Band 1 Urgent Courses	2	342	0.6%	7.5%	9.1%	9.2%
% of FP17s Relating to Free Repair or Replacements	0	342	0.0%	0.9%	0.9%	0.7%
% of FP17s Relating to Continuations	0	342	0.0%	0.9%	1.0%	0.8%
% of Patients satisfied with the dentistry they have received	1	1	N/A	94.6%	94.4%	93.5%
% of Patients satisfied with the time they had to wait for an appointment	1	1	N/A	86.1%	88.1%	87.4%

\* This is based on patients treated on this contract for their most recent course of treatment. Figures in italics indicate the base number of FP17s or Patient Questionnaire responses are less than 100. N/A is shown where the base number of responses is less than 10 during the period. % is calculated as Quantity/Base number\*100

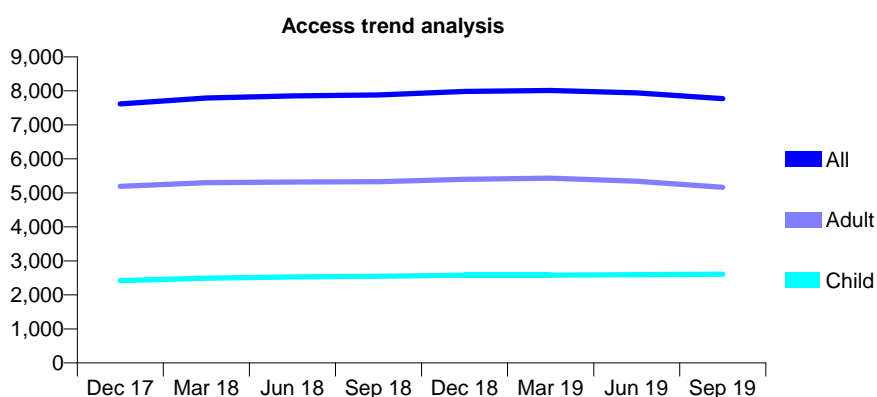
## Q52 - Vital Signs At a Glance Contract Report for 764302/0001 - September 2019

Name or company name	MR IH AL-HUSSEIN
Contract type name	GDS Contract
Purpose of contract	General
Contract start date	01/04/2006
Contract end date	

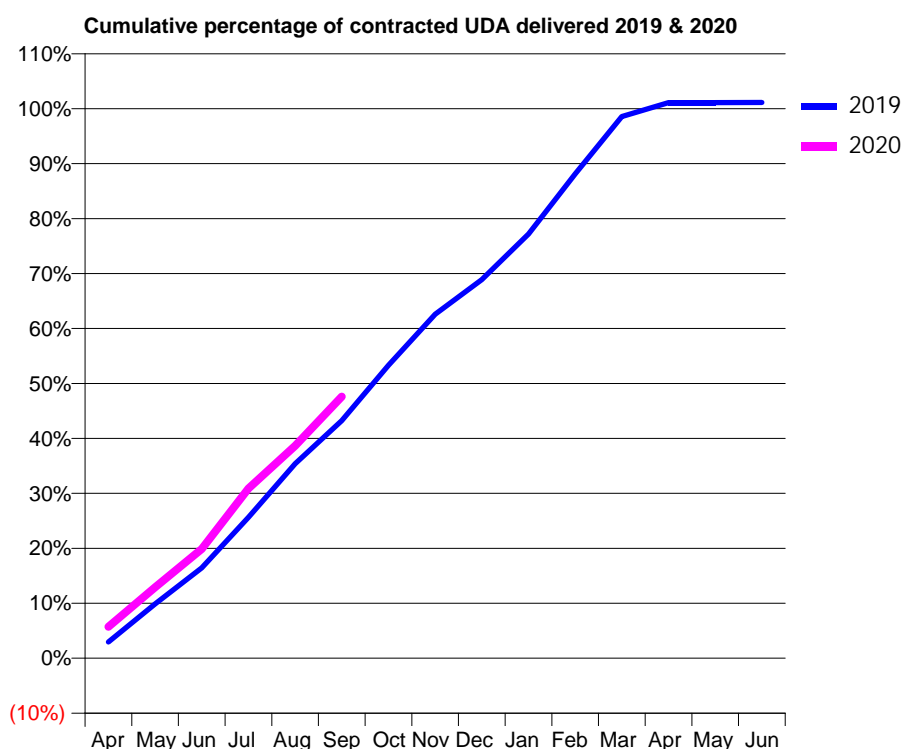
19/20 Contracted general activity (UDA)	15,945
Carry forward general activity (UDA)	-180
19/20 Contracted orthodontic activity (UOA)	0
Carry forward orthodontic activity (UOA)	0
Baseline contract value	£487,710.05

### ACCESS\*

Patients seen in 24 months	Total	Change since previous quarter
Quarter ending September 2018	7,881	
Quarter ending December 2018	7,984	→
Quarter ending March 2019	8,014	→
Quarter ending June 2019	7,938	→
Quarter ending September 2019	7,770	↓
<b>Variance since September 2018</b>	<b>(1.4%)</b>	<b>↓</b>



### ACTIVITY



Month	2019	2020
April	469	912
May	1,579	2,059
June	2,623	3,169
July	4,089	4,925
August	5,644	6,167
September	6,893	7,591
October	8,500	
November	9,981	
December	10,985	
January	12,305	
February	14,054	
March	15,717	
April	16,123	
May	16,123	
June	16,125	

### QUALITY

	Quantity	Base Number	Contract	AT	Region	England
% of FP17s for the same patient ID Re-attending within 3 months - Children	92	1,576	5.8%	10.1%	12.1%	11.5%
% of FP17s for the same patient ID Re-attending within 3 months - Adults	303	2,779	10.9%	13.4%	15.6%	15.4%
% of FP17s for the same patient ID Re-attending between 3 & 9 months - Children	769	1,576	48.8%	63.4%	61.2%	59.7%
% of FP17s for the same patient ID Re-attending between 3 & 9 months - Adults	1,302	2,779	46.9%	56.9%	54.3%	51.7%
% of FP17s for Band 1 Urgent Courses	292	3,912	7.5%	7.5%	9.1%	9.2%
% of FP17s Relating to Free Repair or Replacements	1	3,912	0.0%	0.9%	0.9%	0.7%
% of FP17s Relating to Continuations	27	3,912	0.7%	0.9%	1.0%	0.8%
% of Patients satisfied with the dentistry they have received	0	0	N/A	94.6%	94.4%	93.5%
% of Patients satisfied with the time they had to wait for an appointment	0	0	N/A	86.1%	88.1%	87.4%

\* This is based on patients treated on this contract for their most recent course of treatment.

Figures in italics indicate the base number of FP17s or Patient Questionnaire responses are less than 100. N/A is shown where the base number of responses is less than 10 during the period. % is calculated as Quantity/Base number\*100

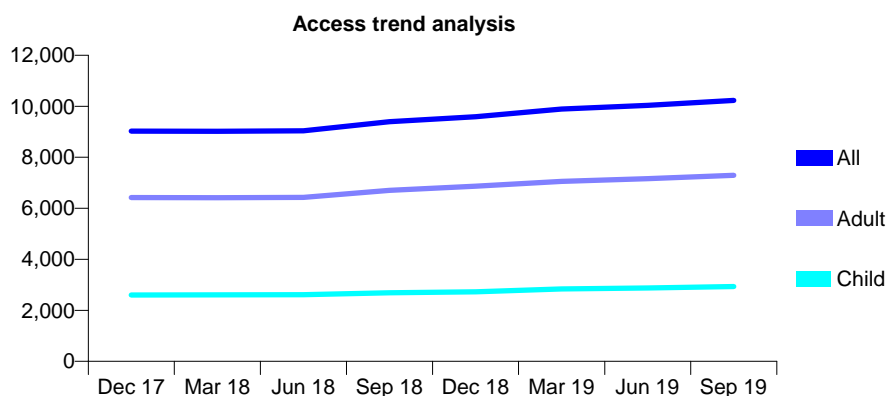
## Q52 - Vital Signs At a Glance Contract Report for 765007/0002 - September 2019

Name or company name	Nationwide Healthcare Providers Ltd
Contract type name	GDS Contract
Purpose of contract	General
Contract start date	01/04/2008
Contract end date	

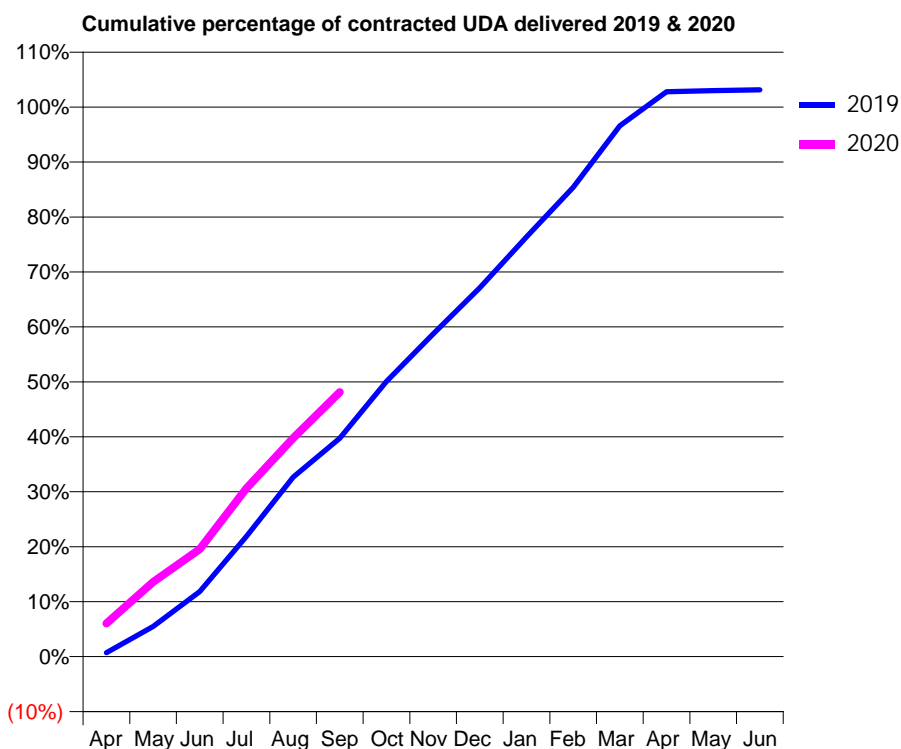
19/20 Contracted general activity (UDA)	26,101
Carry forward general activity (UDA)	-522
19/20 Contracted orthodontic activity (UOA)	0
Carry forward orthodontic activity (UOA)	0
Baseline contract value	£641,757.98

### ACCESS\*

Patients seen in 24 months	Total	Change since previous quarter
Quarter ending September 2018	9,397	
Quarter ending December 2018	9,592	↑
Quarter ending March 2019	9,891	↑
Quarter ending June 2019	10,037	→
Quarter ending September 2019	10,228	→
<b>Variance since September 2018</b>	<b>8.8%</b>	<b>↑</b>



### ACTIVITY



Month	Adjusted Scheduled Activity (UDA)	
	2019	2020
April	184	1,577
May	1,437	3,543
June	3,086	5,101
July	5,711	7,997
August	8,532	10,379
September	10,370	12,561
October	13,068	
November	15,324	
December	17,514	
January	19,938	
February	22,293	
March	25,208	
April	26,828	
May	26,882	
June	26,918	

### QUALITY

	Quantity	Base Number	Contract	AT	Region	England
% of FP17s for the same patient ID Re-attending within 3 months - Children	139	2,130	6.5%	10.1%	12.1%	11.5%
% of FP17s for the same patient ID Re-attending within 3 months - Adults	326	4,180	7.8%	13.4%	15.6%	15.4%
% of FP17s for the same patient ID Re-attending between 3 & 9 months - Children	1,334	2,130	62.6%	63.4%	61.2%	59.7%
% of FP17s for the same patient ID Re-attending between 3 & 9 months - Adults	2,283	4,180	54.6%	56.9%	54.3%	51.7%
% of FP17s for Band 1 Urgent Courses	175	5,674	3.1%	7.5%	9.1%	9.2%
% of FP17s Relating to Free Repair or Replacements	34	5,674	0.6%	0.9%	0.9%	0.7%
% of FP17s Relating to Continuations	64	5,674	1.1%	0.9%	1.0%	0.8%
% of Patients satisfied with the dentistry they have received	9	10	90.0%	94.6%	94.4%	93.5%
% of Patients satisfied with the time they had to wait for an appointment	9	10	90.0%	86.1%	88.1%	87.4%

\* This is based on patients treated on this contract for their most recent course of treatment. Figures in italics indicate the base number of FP17s or Patient Questionnaire responses are less than 100. N/A is shown where the base number of responses is less than 10 during the period. % is calculated as Quantity/Base number\*100



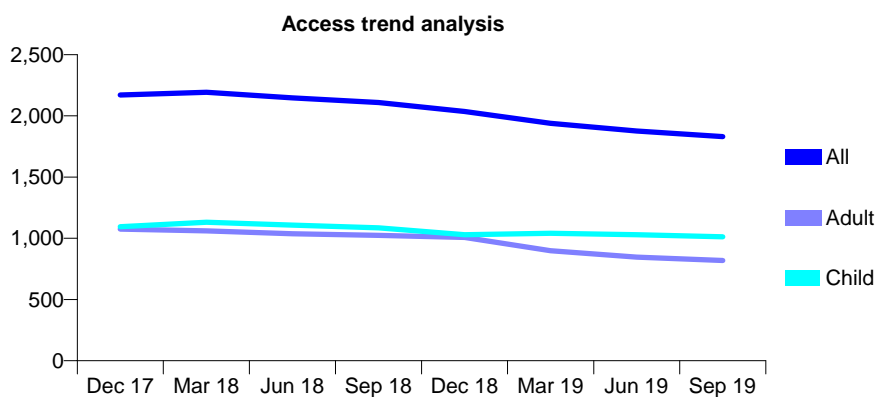
## Q52 - Vital Signs At a Glance Contract Report for 772038/0001 - September 2019

Name or company name	MR Z HUSSAIN
Contract type name	GDS Contract
Purpose of contract	General
Contract start date	01/04/2006
Contract end date	

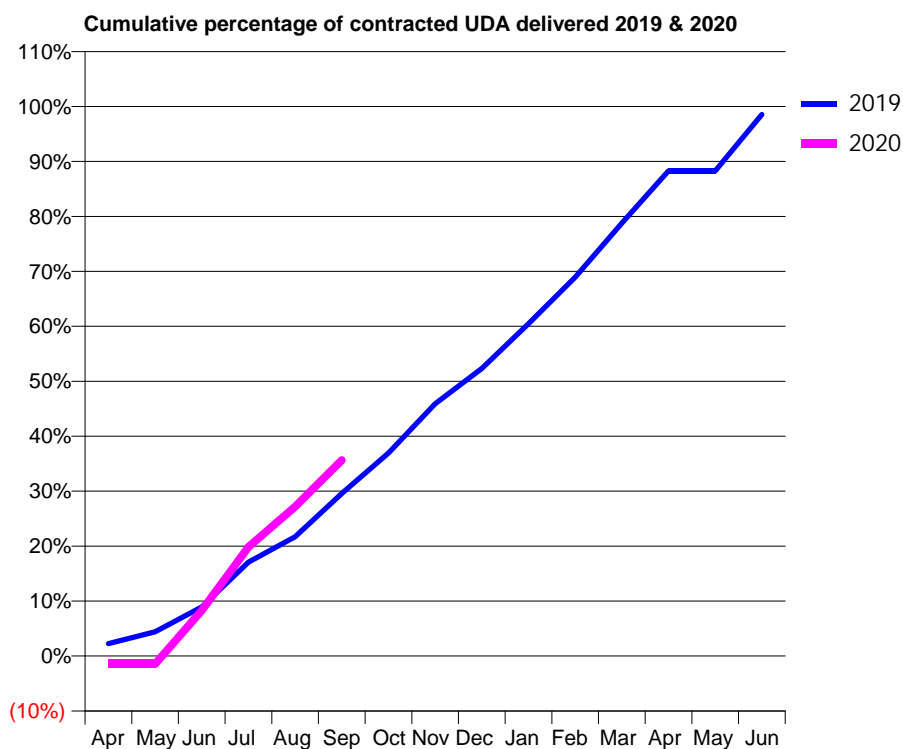
19/20 Contracted general activity (UDA)	5,331
Carry forward general activity (UDA)	78
19/20 Contracted orthodontic activity (UOA)	0
Carry forward orthodontic activity (UOA)	0
Baseline contract value	£127,933.67

### ACCESS\*

Patients seen in 24 months	Total	Change since previous quarter
Quarter ending September 2018	2,110	
Quarter ending December 2018	2,036	↓
Quarter ending March 2019	1,939	↓
Quarter ending June 2019	1,876	↓
Quarter ending September 2019	1,831	↓
<b>Variance since September 2018</b>	<b>(13.2%)</b>	<b>↓</b>



### ACTIVITY



Month	Adjusted Scheduled Activity (UDA)	
	2019	2020
April	122	-78
May	234	-78
June	475	442
July	911	1,058
August	1,157	1,450
September	1,576	1,900
October	1,970	
November	2,448	
December	2,789	
January	3,224	
February	3,676	
March	4,199	
April	4,707	
May	4,707	
June	5,253	

### QUALITY

	Quantity	Base Number	Contract	AT	Region	England
% of FP17s for the same patient ID Re-attending within 3 months - Children	40	1,079	3.7%	10.1%	12.1%	11.5%
% of FP17s for the same patient ID Re-attending within 3 months - Adults	20	541	3.7%	13.4%	15.6%	15.4%
% of FP17s for the same patient ID Re-attending between 3 & 9 months - Children	831	1,079	77.0%	63.4%	61.2%	59.7%
% of FP17s for the same patient ID Re-attending between 3 & 9 months - Adults	388	541	71.7%	56.9%	54.3%	51.7%
% of FP17s for Band 1 Urgent Courses	28	1,302	2.2%	7.5%	9.1%	9.2%
% of FP17s Relating to Free Repair or Replacements	0	1,302	0.0%	0.9%	0.9%	0.7%
% of FP17s Relating to Continuations	0	1,302	0.0%	0.9%	1.0%	0.8%
% of Patients satisfied with the dentistry they have received	0	0	N/A	94.6%	94.4%	93.5%
% of Patients satisfied with the time they had to wait for an appointment	0	0	N/A	86.1%	88.1%	87.4%

\* This is based on patients treated on this contract for their most recent course of treatment. Figures in italics indicate the base number of FP17s or Patient Questionnaire responses are less than 100. N/A is shown where the base number of responses is less than 10 during the period. % is calculated as Quantity/Base number\*100

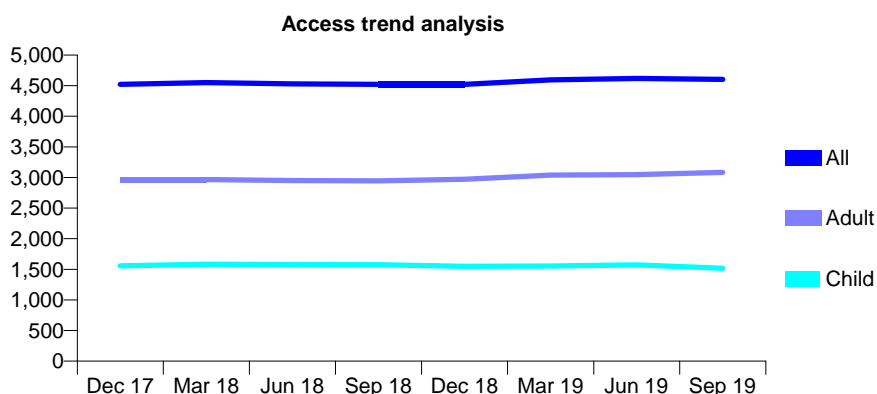
## Q52 - Vital Signs At a Glance Contract Report for 773867/0002 - September 2019

Name or company name	MR PK TSAKPO
Contract type name	GDS Contract
Purpose of contract	General
Contract start date	19/08/2015
Contract end date	

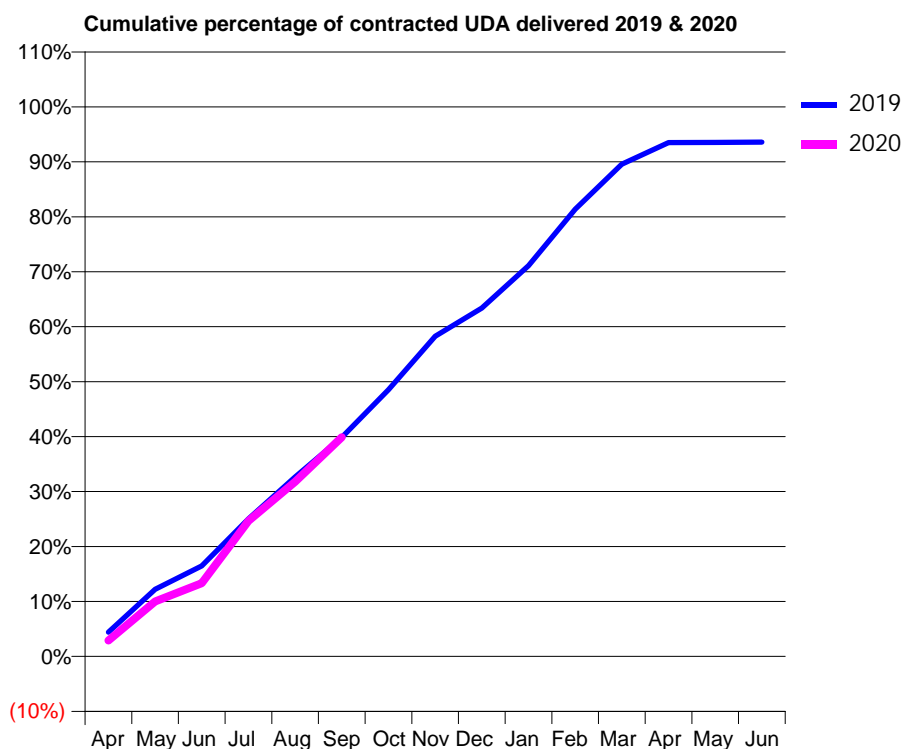
19/20 Contracted general activity (UDA)	15,240
Carry forward general activity (UDA)	0
19/20 Contracted orthodontic activity (UOA)	0
Carry forward orthodontic activity (UOA)	0
Baseline contract value	£406,886.96

### ACCESS\*

Patients seen in 24 months	Total	Change since previous quarter
Quarter ending September 2018	4,521	
Quarter ending December 2018	4,521	→
Quarter ending March 2019	4,595	→
Quarter ending June 2019	4,617	→
Quarter ending September 2019	4,602	→
<b>Variance since September 2018</b>	<b>1.8%</b>	<b>→</b>



### ACTIVITY



Month	2019	2020
April	669	441
May	1,863	1,527
June	2,510	2,032
July	3,813	3,758
August	4,978	4,841
September	6,076	6,076
October	7,395	
November	8,879	
December	9,659	
January	10,836	
February	12,403	
March	13,648	
April	14,248	
May	14,256	
June	14,264	

### QUALITY

	Quantity	Base Number	Contract	AT	Region	England
% of FP17s for the same patient ID Re-attending within 3 months - Children	50	1,451	3.4%	10.1%	12.1%	11.5%
% of FP17s for the same patient ID Re-attending within 3 months - Adults	208	2,457	8.5%	13.4%	15.6%	15.4%
% of FP17s for the same patient ID Re-attending between 3 & 9 months - Children	1,089	1,451	75.1%	63.4%	61.2%	59.7%
% of FP17s for the same patient ID Re-attending between 3 & 9 months - Adults	1,672	2,457	68.1%	56.9%	54.3%	51.7%
% of FP17s for Band 1 Urgent Courses	266	3,561	7.5%	7.5%	9.1%	9.2%
% of FP17s Relating to Free Repair or Replacements	36	3,561	1.0%	0.9%	0.9%	0.7%
% of FP17s Relating to Continuations	9	3,561	0.3%	0.9%	1.0%	0.8%
% of Patients satisfied with the dentistry they have received	1	1	N/A	94.6%	94.4%	93.5%
% of Patients satisfied with the time they had to wait for an appointment	0	1	N/A	86.1%	88.1%	87.4%

\* This is based on patients treated on this contract for their most recent course of treatment. Figures in italics indicate the base number of FP17s or Patient Questionnaire responses are less than 100. N/A is shown where the base number of responses is less than 10 during the period. % is calculated as Quantity/Base number\*100

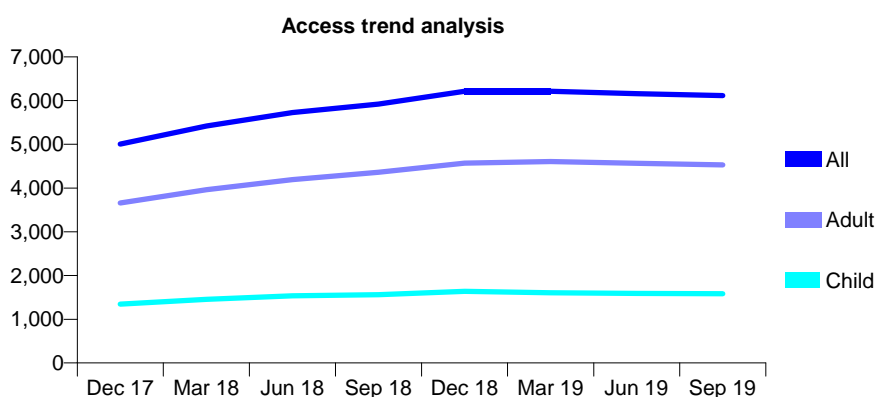
## Q52 - Vital Signs At a Glance Contract Report for 776033/0001 - September 2019

Name or company name	Mr EA Fowode
Contract type name	GDS Contract
Purpose of contract	General
Contract start date	01/11/2006
Contract end date	

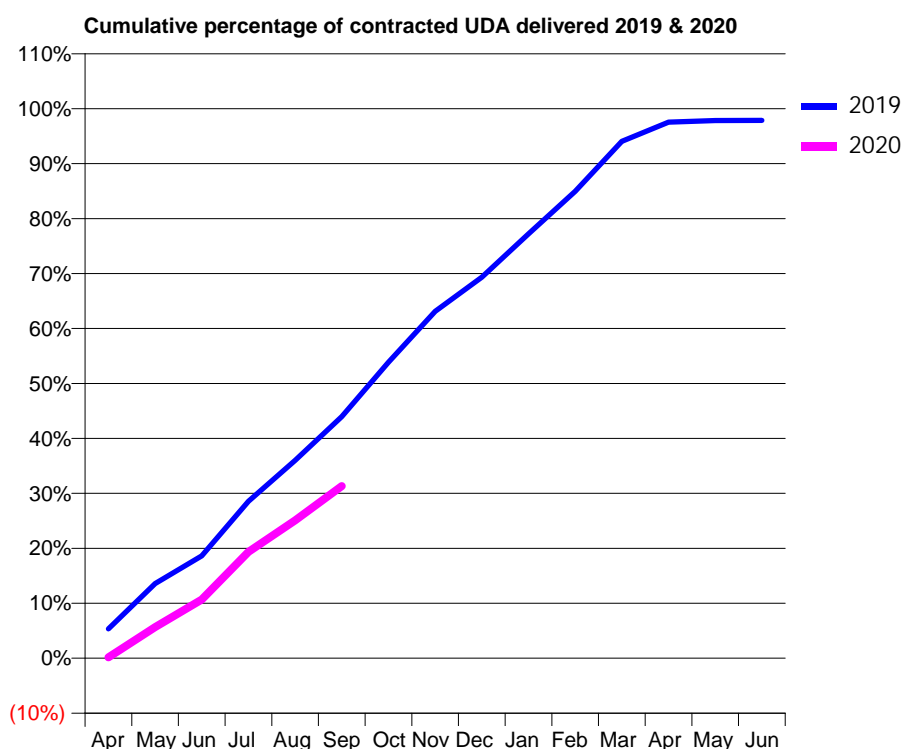
19/20 Contracted general activity (UDA)	18,800
Carry forward general activity (UDA)	405
19/20 Contracted orthodontic activity (UOA)	0
Carry forward orthodontic activity (UOA)	0
Baseline contract value	£455,459.40

### ACCESS\*

Patients seen in 24 months	Total	Change since previous quarter
Quarter ending September 2018	5,920	
Quarter ending December 2018	6,212	↑
Quarter ending March 2019	6,215	→
Quarter ending June 2019	6,159	→
Quarter ending September 2019	6,114	→
<b>Variance since September 2018</b>	<b>3.3%</b>	<b>↑</b>



### ACTIVITY



Month	2019	2020
April	1,006	29
May	2,559	1,064
June	3,503	2,007
July	5,365	3,640
August	6,771	4,716
September	8,266	5,890
October	10,127	
November	11,868	
December	13,033	
January	14,513	
February	15,974	
March	17,679	
April	18,339	
May	18,392	
June	18,395	

### QUALITY

	Quantity	Base Number	Contract	AT	Region	England
% of FP17s for the same patient ID Re-attending within 3 months - Children	158	1,241	12.7%	10.1%	12.1%	11.5%
% of FP17s for the same patient ID Re-attending within 3 months - Adults	283	2,698	10.5%	13.4%	15.6%	15.4%
% of FP17s for the same patient ID Re-attending between 3 & 9 months - Children	816	1,241	65.8%	63.4%	61.2%	59.7%
% of FP17s for the same patient ID Re-attending between 3 & 9 months - Adults	1,892	2,698	70.1%	56.9%	54.3%	51.7%
% of FP17s for Band 1 Urgent Courses	206	3,594	5.7%	7.5%	9.1%	9.2%
% of FP17s Relating to Free Repair or Replacements	44	3,594	1.2%	0.9%	0.9%	0.7%
% of FP17s Relating to Continuations	5	3,594	0.1%	0.9%	1.0%	0.8%
% of Patients satisfied with the dentistry they have received	1	1	N/A	94.6%	94.4%	93.5%
% of Patients satisfied with the time they had to wait for an appointment	1	1	N/A	86.1%	88.1%	87.4%

\* This is based on patients treated on this contract for their most recent course of treatment. Figures in italics indicate the base number of FP17s or Patient Questionnaire responses are less than 100. N/A is shown where the base number of responses is less than 10 during the period. % is calculated as Quantity/Base number\*100

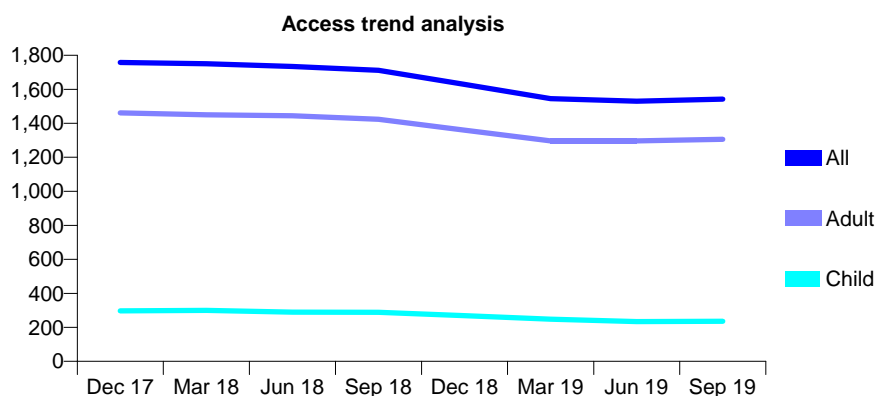
## Q52 - Vital Signs At a Glance Contract Report for 776076/0001 - September 2019

Name or company name	Bingley Dental Practice
Contract type name	GDS Contract
Purpose of contract	General
Contract start date	19/05/2011
Contract end date	

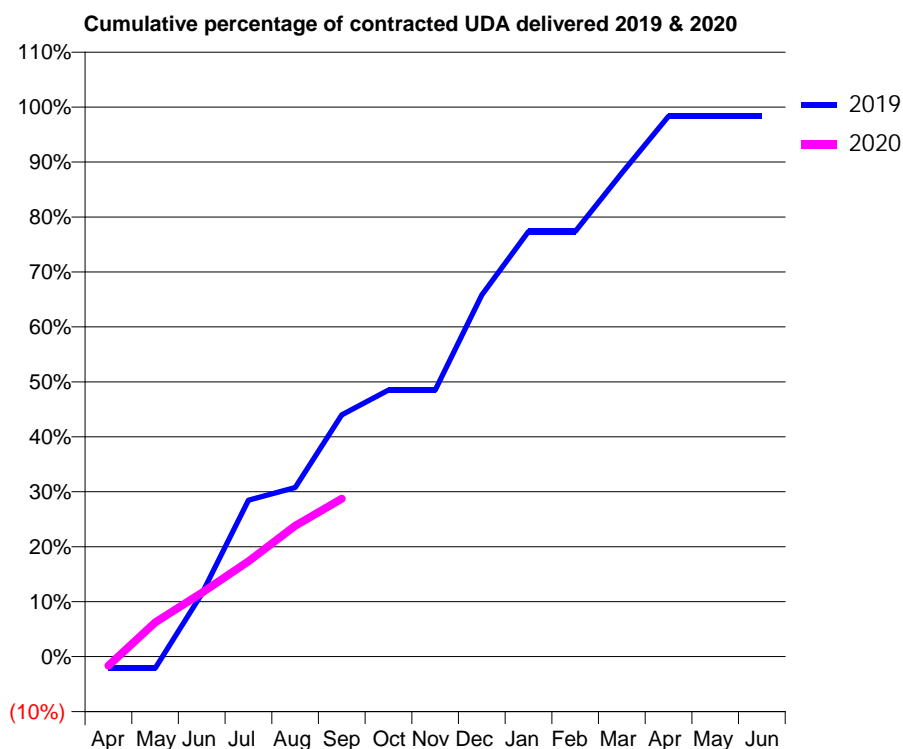
19/20 Contracted general activity (UDA)	5,981
Carry forward general activity (UDA)	100
19/20 Contracted orthodontic activity (UOA)	0
Carry forward orthodontic activity (UOA)	0
Baseline contract value	£169,369.22

### ACCESS\*

Patients seen in 24 months	Total	Change since previous quarter
Quarter ending September 2018	1,712	
Quarter ending December 2018	1,629	↓
Quarter ending March 2019	1,545	↓
Quarter ending June 2019	1,530	→
Quarter ending September 2019	1,542	→
<b>Variance since September 2018</b>	<b>(9.9%)</b>	<b>↓</b>



### ACTIVITY



Month	Adjusted Scheduled Activity (UDA)	
	2019	2020
April	-127	-100
May	-127	372
June	683	695
July	1,703	1,037
August	1,841	1,425
September	2,631	1,718
October	2,900	
November	2,900	
December	3,936	
January	4,627	
February	4,627	
March	5,263	
April	5,882	
May	5,881	
June	5,881	

### QUALITY

	Quantity	Base Number	Contract	AT	Region	England
% of FP17s for the same patient ID Re-attending within 3 months - Children	18	211	8.5%	10.1%	12.1%	11.5%
% of FP17s for the same patient ID Re-attending within 3 months - Adults	102	1,047	9.7%	13.4%	15.6%	15.4%
% of FP17s for the same patient ID Re-attending between 3 & 9 months - Children	151	211	71.6%	63.4%	61.2%	59.7%
% of FP17s for the same patient ID Re-attending between 3 & 9 months - Adults	758	1,047	72.4%	56.9%	54.3%	51.7%
% of FP17s for Band 1 Urgent Courses	66	1,039	6.4%	7.5%	9.1%	9.2%
% of FP17s Relating to Free Repair or Replacements	12	1,039	1.2%	0.9%	0.9%	0.7%
% of FP17s Relating to Continuations	2	1,039	0.2%	0.9%	1.0%	0.8%
% of Patients satisfied with the dentistry they have received	1	1	N/A	94.6%	94.4%	93.5%
% of Patients satisfied with the time they had to wait for an appointment	1	1	N/A	86.1%	88.1%	87.4%

\* This is based on patients treated on this contract for their most recent course of treatment. Figures in italics indicate the base number of FP17s or Patient Questionnaire responses are less than 100. N/A is shown where the base number of responses is less than 10 during the period. % is calculated as Quantity/Base number\*100

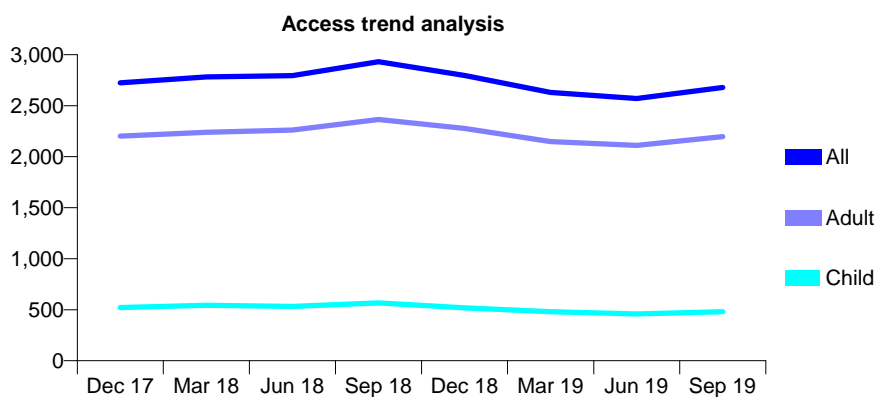
## Q52 - Vital Signs At a Glance Contract Report for 776777/0001 - September 2019

Name or company name	MR HR LETUKA
Contract type name	PDS Contract
Purpose of contract	General
Contract start date	16/02/2008
Contract end date	15/02/2023

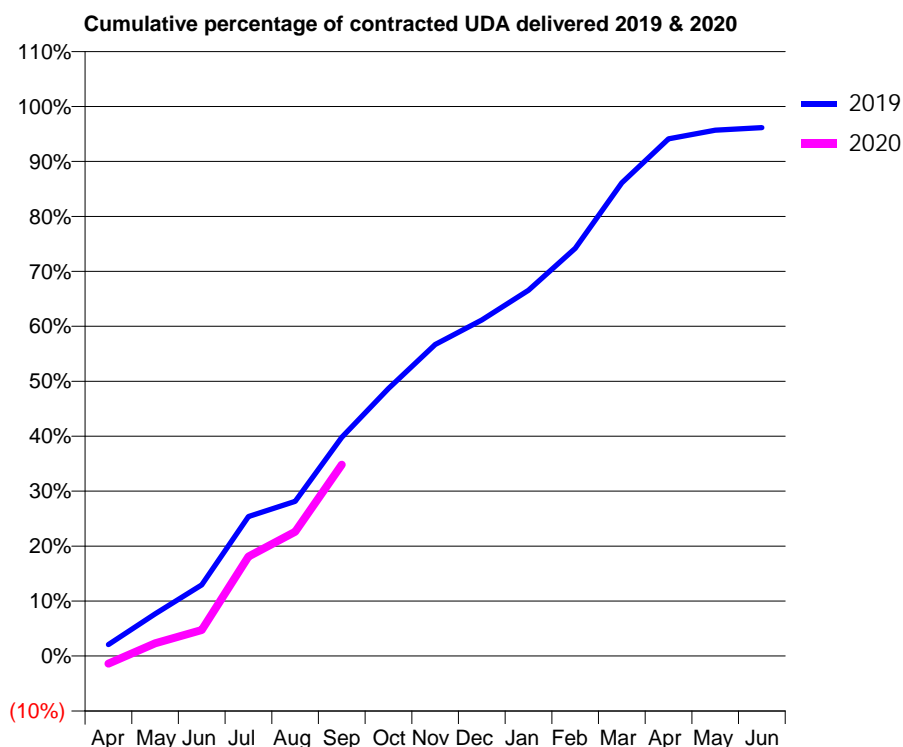
19/20 Contracted general activity (UDA)	9,700
Carry forward general activity (UDA)	375
19/20 Contracted orthodontic activity (UOA)	0
Carry forward orthodontic activity (UOA)	0
Baseline contract value	£311,039.76

### ACCESS\*

Patients seen in 24 months	Total	Change since previous quarter
Quarter ending September 2018	2,932	
Quarter ending December 2018	2,795	↓
Quarter ending March 2019	2,629	↓
Quarter ending June 2019	2,570	↓
Quarter ending September 2019	2,678	↑
<b>Variance since September 2018</b>	<b>(8.7%)</b>	<b>↓</b>



### ACTIVITY



Month	Adjusted Scheduled Activity (UDA)	
	2019	2020
April	202	-135
May	745	224
June	1,256	459
July	2,460	1,756
August	2,730	2,195
September	3,862	3,377
October	4,722	
November	5,497	
December	5,932	
January	6,455	
February	7,196	
March	8,352	
April	9,129	
May	9,281	
June	9,325	

### QUALITY

	Quantity	Base Number	Contract	AT	Region	England
% of FP17s for the same patient ID Re-attending within 3 months - Children	41	353	11.6%	10.1%	12.1%	11.5%
% of FP17s for the same patient ID Re-attending within 3 months - Adults	242	1,597	15.2%	13.4%	15.6%	15.4%
% of FP17s for the same patient ID Re-attending between 3 & 9 months - Children	181	353	51.3%	63.4%	61.2%	59.7%
% of FP17s for the same patient ID Re-attending between 3 & 9 months - Adults	798	1,597	50.0%	56.9%	54.3%	51.7%
% of FP17s for Band 1 Urgent Courses	88	1,629	5.4%	7.5%	9.1%	9.2%
% of FP17s Relating to Free Repair or Replacements	0	1,629	0.0%	0.9%	0.9%	0.7%
% of FP17s Relating to Continuations	35	1,629	2.1%	0.9%	1.0%	0.8%
% of Patients satisfied with the dentistry they have received	0	0	N/A	94.6%	94.4%	93.5%
% of Patients satisfied with the time they had to wait for an appointment	0	0	N/A	86.1%	88.1%	87.4%

\* This is based on patients treated on this contract for their most recent course of treatment. Figures in italics indicate the base number of FP17s or Patient Questionnaire responses are less than 100. N/A is shown where the base number of responses is less than 10 during the period. % is calculated as Quantity/Base number\*100

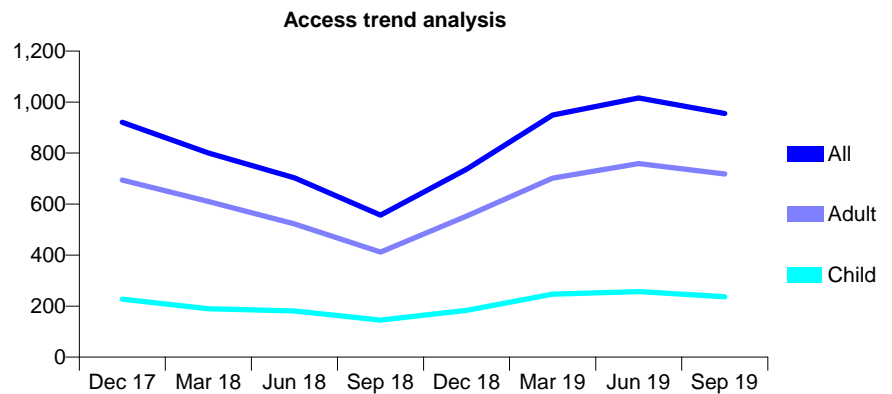
## Q52 - Vital Signs At a Glance Contract Report for 776777/0002 - September 2019

Name or company name	MR HR LETUKA
Contract type name	PDS Contract
Purpose of contract	General
Contract start date	24/06/2008
Contract end date	23/06/2023

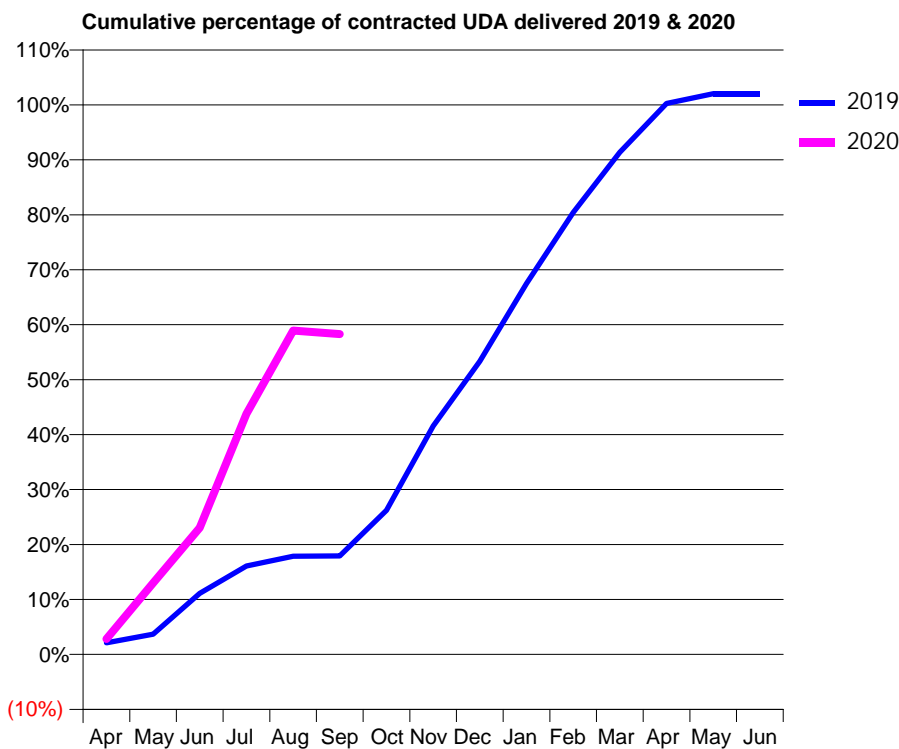
19/20 Contracted general activity (UDA)	2,300
Carry forward general activity (UDA)	-46
19/20 Contracted orthodontic activity (UOA)	0
Carry forward orthodontic activity (UOA)	0
Baseline contract value	£68,415.08

### ACCESS\*

Patients seen in 24 months	Total	Change since previous quarter
Quarter ending September 2018	557	
Quarter ending December 2018	737	↑
Quarter ending March 2019	949	↑
Quarter ending June 2019	1,016	↑
Quarter ending September 2019	955	↓
<b>Variance since September 2018</b>	<b>71.5%</b>	<b>↑</b>



### ACTIVITY



Month	2019	2020
April	49	65
May	85	299
June	256	530
July	371	1,007
August	411	1,355
September	412	1,340
October	603	
November	956	
December	1,227	
January	1,552	
February	1,850	
March	2,102	
April	2,306	
May	2,347	
June	2,347	

### QUALITY

	Quantity	Base Number	Contract	AT	Region	England
% of FP17s for the same patient ID Re-attending within 3 months - Children	8	187	4.3%	10.1%	12.1%	11.5%
% of FP17s for the same patient ID Re-attending within 3 months - Adults	48	553	8.7%	13.4%	15.6%	15.4%
% of FP17s for the same patient ID Re-attending between 3 & 9 months - Children	90	187	48.1%	63.4%	61.2%	59.7%
% of FP17s for the same patient ID Re-attending between 3 & 9 months - Adults	189	553	34.2%	56.9%	54.3%	51.7%
% of FP17s for Band 1 Urgent Courses	87	651	13.4%	7.5%	9.1%	9.2%
% of FP17s Relating to Free Repair or Replacements	0	651	0.0%	0.9%	0.9%	0.7%
% of FP17s Relating to Continuations	5	651	0.8%	0.9%	1.0%	0.8%
% of Patients satisfied with the dentistry they have received	0	0	N/A	94.6%	94.4%	93.5%
% of Patients satisfied with the time they had to wait for an appointment	0	0	N/A	86.1%	88.1%	87.4%

\* This is based on patients treated on this contract for their most recent course of treatment. Figures in italics indicate the base number of FP17s or Patient Questionnaire responses are less than 100. N/A is shown where the base number of responses is less than 10 during the period. % is calculated as Quantity/Base number\*100

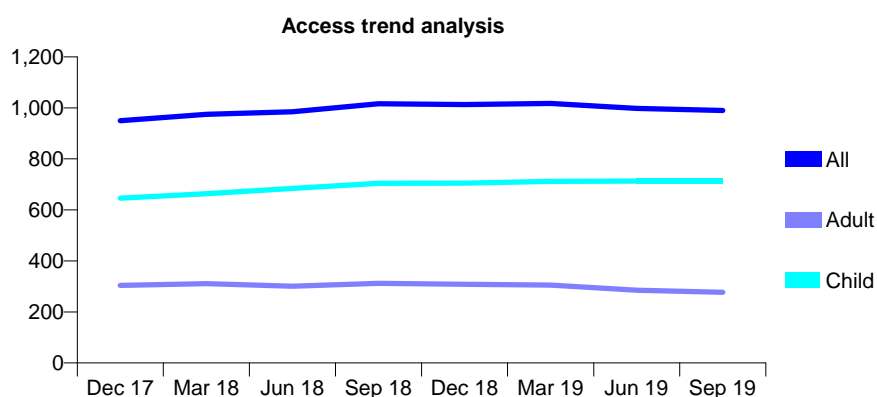
## Q52 - Vital Signs At a Glance Contract Report for 782815/0001 - September 2019

Name or company name	MR OJ WAINWRIGHT
Contract type name	GDS Contract
Purpose of contract	General
Contract start date	01/02/2015
Contract end date	

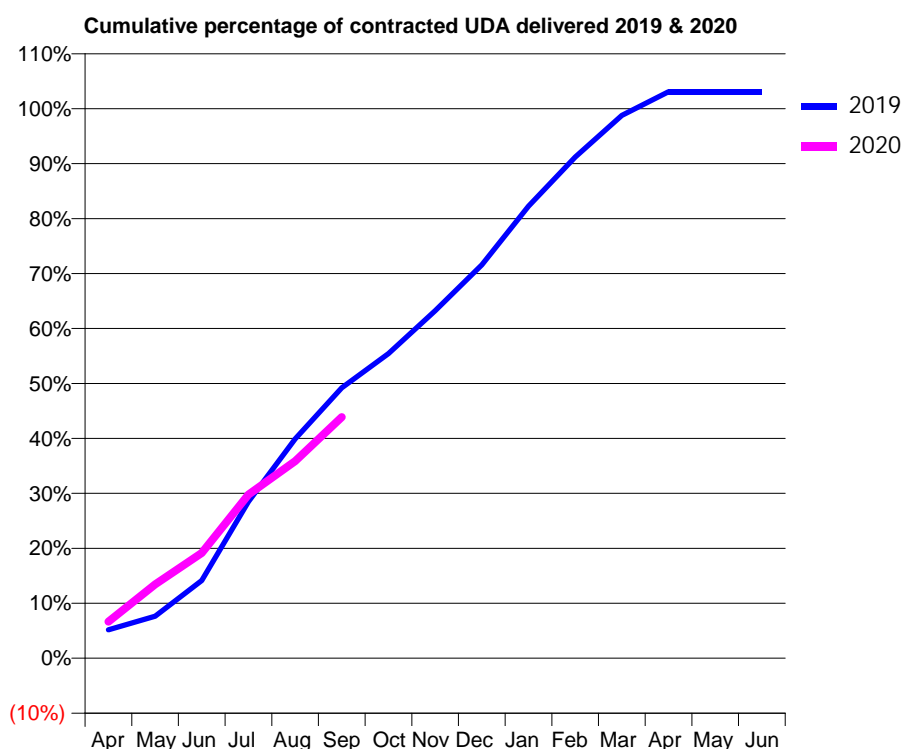
19/20 Contracted general activity (UDA)	2,182
Carry forward general activity (UDA)	-44
19/20 Contracted orthodontic activity (UOA)	0
Carry forward orthodontic activity (UOA)	0
Baseline contract value	£48,434.01

### ACCESS\*

Patients seen in 24 months	Total	Change since previous quarter
Quarter ending September 2018	1,016	
Quarter ending December 2018	1,013	→
Quarter ending March 2019	1,017	→
Quarter ending June 2019	998	↓
Quarter ending September 2019	990	→
<b>Variance since September 2018</b>	<b>(2.6%)</b>	<b>↓</b>



### ACTIVITY



Month	2019	2020
April	113	146
May	167	294
June	308	418
July	622	650
August	871	783
September	1,074	958
October	1,209	
November	1,380	
December	1,562	
January	1,795	
February	1,990	
March	2,155	
April	2,249	
May	2,249	
June	2,249	

### QUALITY

	Quantity	Base Number	Contract	AT	Region	England
% of FP17s for the same patient ID Re-attending within 3 months - Children	46	568	8.1%	10.1%	12.1%	11.5%
% of FP17s for the same patient ID Re-attending within 3 months - Adults	18	125	14.4%	13.4%	15.6%	15.4%
% of FP17s for the same patient ID Re-attending between 3 & 9 months - Children	402	568	70.8%	63.4%	61.2%	59.7%
% of FP17s for the same patient ID Re-attending between 3 & 9 months - Adults	83	125	66.4%	56.9%	54.3%	51.7%
% of FP17s for Band 1 Urgent Courses	8	638	1.3%	7.5%	9.1%	9.2%
% of FP17s Relating to Free Repair or Replacements	1	638	0.2%	0.9%	0.9%	0.7%
% of FP17s Relating to Continuations	0	638	0.0%	0.9%	1.0%	0.8%
% of Patients satisfied with the dentistry they have received	0	0	N/A	94.6%	94.4%	93.5%
% of Patients satisfied with the time they had to wait for an appointment	0	0	N/A	86.1%	88.1%	87.4%

\* This is based on patients treated on this contract for their most recent course of treatment.

Figures in italics indicate the base number of FP17s or Patient Questionnaire responses are less than 100. N/A is shown where the base number of responses is less than 10 during the period. % is calculated as Quantity/Base number\*100

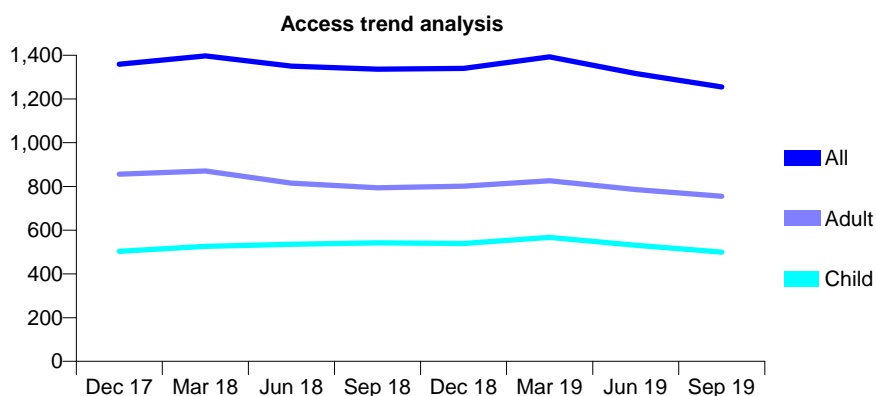
## Q52 - Vital Signs At a Glance Contract Report for 793396/0001 - September 2019

Name or company name	Zayra Dental Practice
Contract type name	GDS Contract
Purpose of contract	General
Contract start date	01/04/2006
Contract end date	

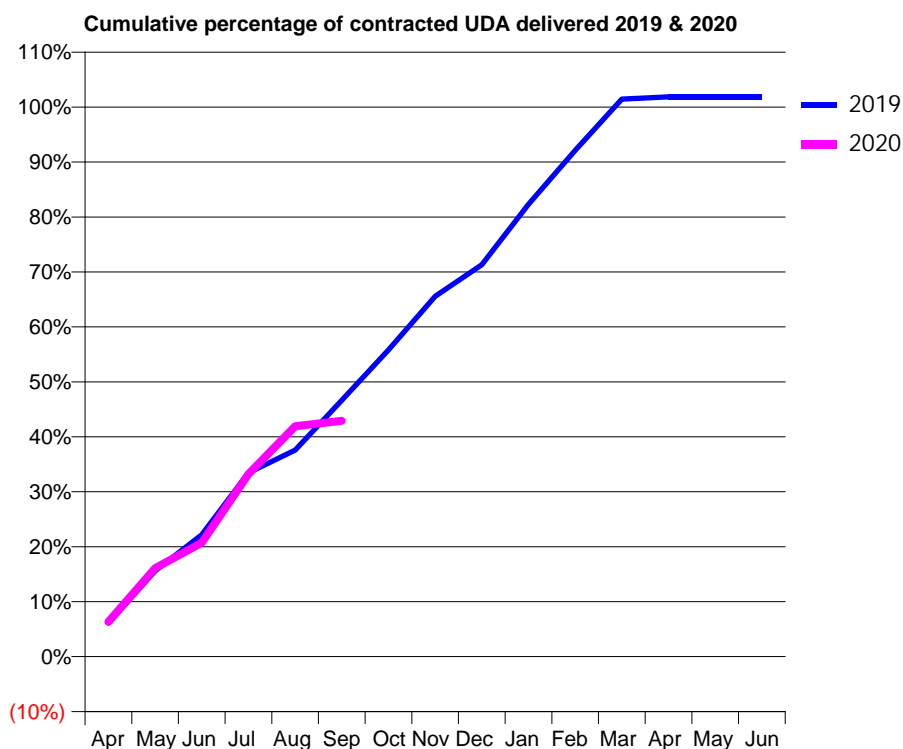
19/20 Contracted general activity (UDA)	3,533
Carry forward general activity (UDA)	-66
19/20 Contracted orthodontic activity (UOA)	0
Carry forward orthodontic activity (UOA)	0
Baseline contract value	£97,066.57

### ACCESS\*

Patients seen in 24 months	Total	Change since previous quarter
Quarter ending September 2018	1,336	
Quarter ending December 2018	1,340	→
Quarter ending March 2019	1,393	↑
Quarter ending June 2019	1,317	↓
Quarter ending September 2019	1,255	↓
<b>Variance since September 2018</b>	<b>(6.1%)</b>	<b>↓</b>



### ACTIVITY



Month	Adjusted Scheduled Activity (UDA)	
	2019	2020
April	217	224
May	551	569
June	784	733
July	1,182	1,173
August	1,327	1,481
September	1,648	1,516
October	1,972	
November	2,317	
December	2,520	
January	2,909	
February	3,255	
March	3,584	
April	3,599	
May	3,599	
June	3,599	

### QUALITY

	Quantity	Base Number	Contract	AT	Region	England
% of FP17s for the same patient ID Re-attending within 3 months - Children	43	278	15.5%	10.1%	12.1%	11.5%
% of FP17s for the same patient ID Re-attending within 3 months - Adults	59	394	15.0%	13.4%	15.6%	15.4%
% of FP17s for the same patient ID Re-attending between 3 & 9 months - Children	159	278	57.2%	63.4%	61.2%	59.7%
% of FP17s for the same patient ID Re-attending between 3 & 9 months - Adults	236	394	59.9%	56.9%	54.3%	51.7%
% of FP17s for Band 1 Urgent Courses	5	670	0.7%	7.5%	9.1%	9.2%
% of FP17s Relating to Free Repair or Replacements	3	670	0.4%	0.9%	0.9%	0.7%
% of FP17s Relating to Continuations	0	670	0.0%	0.9%	1.0%	0.8%
% of Patients satisfied with the dentistry they have received	0	0	N/A	94.6%	94.4%	93.5%
% of Patients satisfied with the time they had to wait for an appointment	0	0	N/A	86.1%	88.1%	87.4%

\* This is based on patients treated on this contract for their most recent course of treatment. Figures in italics indicate the base number of FP17s or Patient Questionnaire responses are less than 100. N/A is shown where the base number of responses is less than 10 during the period. % is calculated as Quantity/Base number\*100



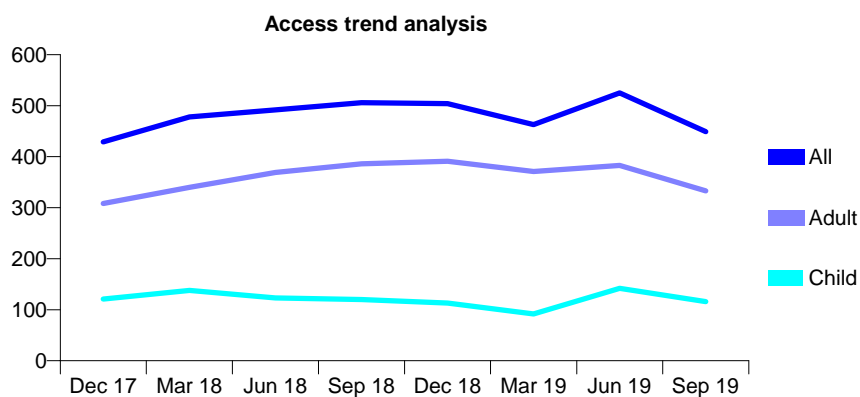
## Q52 - Vital Signs At a Glance Contract Report for 800627/0002 - September 2019

Name or company name	Kaushal & Kaushal
Contract type name	GDS Contract
Purpose of contract	General
Contract start date	01/04/2006
Contract end date	

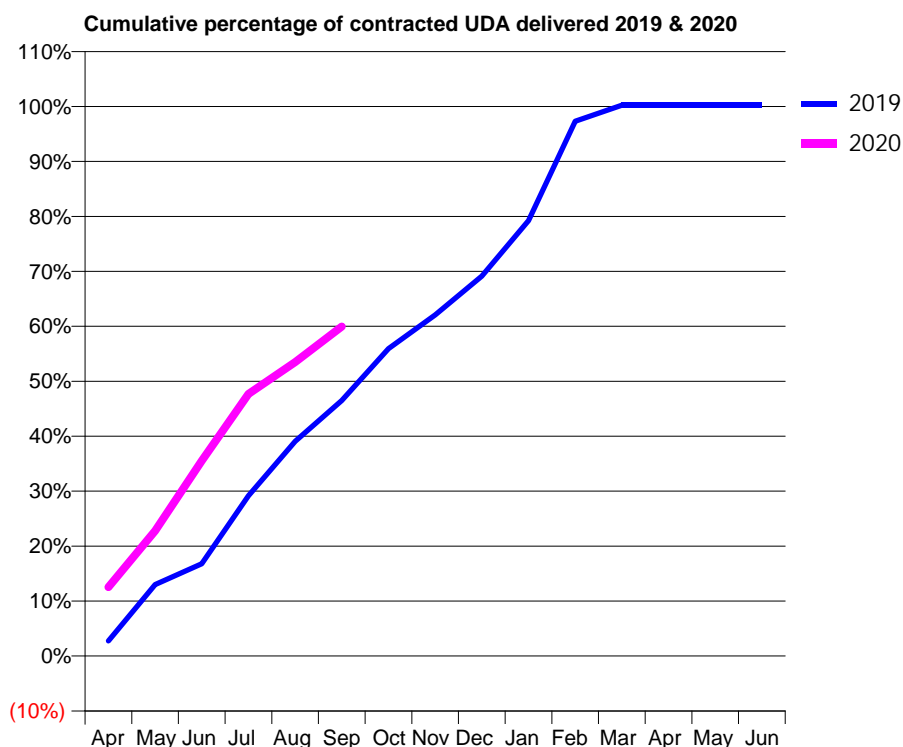
19/20 Contracted general activity (UDA)	1,478
Carry forward general activity (UDA)	-4
19/20 Contracted orthodontic activity (UOA)	0
Carry forward orthodontic activity (UOA)	0
Baseline contract value	£34,028.97

### ACCESS\*

Patients seen in 24 months	Total	Change since previous quarter
Quarter ending September 2018	506	
Quarter ending December 2018	504	→
Quarter ending March 2019	463	↓
Quarter ending June 2019	525	↑
Quarter ending September 2019	449	↓
<b>Variance since September 2018</b>	<b>(11.3%)</b>	<b>↓</b>



### ACTIVITY



Month	Adjusted Scheduled Activity (UDA)	
	2019	2020
April	41	185
May	192	337
June	248	525
July	431	705
August	577	790
September	687	886
October	826	
November	918	
December	1,022	
January	1,171	
February	1,439	
March	1,482	
April	1,482	
May	1,482	
June	1,482	

### QUALITY

	Quantity	Base Number	Contract	AT	Region	England
% of FP17s for the same patient ID Re-attending within 3 months - Children	14	117	12.0%	10.1%	12.1%	11.5%
% of FP17s for the same patient ID Re-attending within 3 months - Adults	49	310	15.8%	13.4%	15.6%	15.4%
% of FP17s for the same patient ID Re-attending between 3 & 9 months - Children	15	117	12.8%	63.4%	61.2%	59.7%
% of FP17s for the same patient ID Re-attending between 3 & 9 months - Adults	70	310	22.6%	56.9%	54.3%	51.7%
% of FP17s for Band 1 Urgent Courses	46	427	10.8%	7.5%	9.1%	9.2%
% of FP17s Relating to Free Repair or Replacements	2	427	0.5%	0.9%	0.9%	0.7%
% of FP17s Relating to Continuations	27	427	6.3%	0.9%	1.0%	0.8%
% of Patients satisfied with the dentistry they have received	0	0	N/A	94.6%	94.4%	93.5%
% of Patients satisfied with the time they had to wait for an appointment	0	0	N/A	86.1%	88.1%	87.4%

\* This is based on patients treated on this contract for their most recent course of treatment. Figures in italics indicate the base number of FP17s or Patient Questionnaire responses are less than 100. N/A is shown where the base number of responses is less than 10 during the period. % is calculated as Quantity/Base number\*100

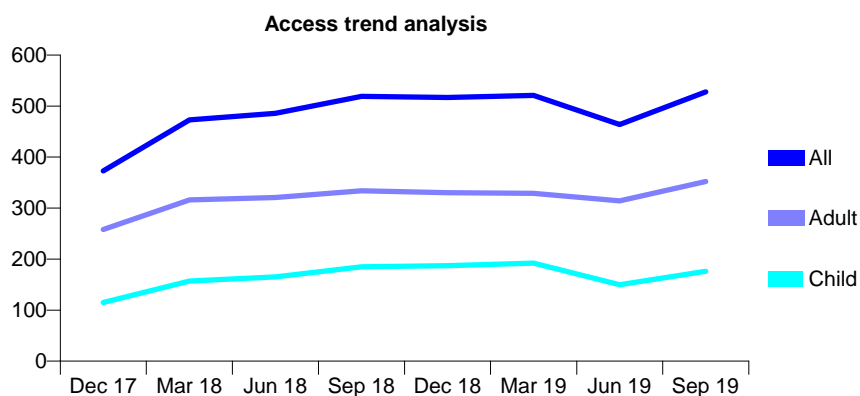
## Q52 - Vital Signs At a Glance Contract Report for 800627/0003 - September 2019

Name or company name	Kaushal & Kaushal
Contract type name	GDS Contract
Purpose of contract	General
Contract start date	15/06/2010
Contract end date	

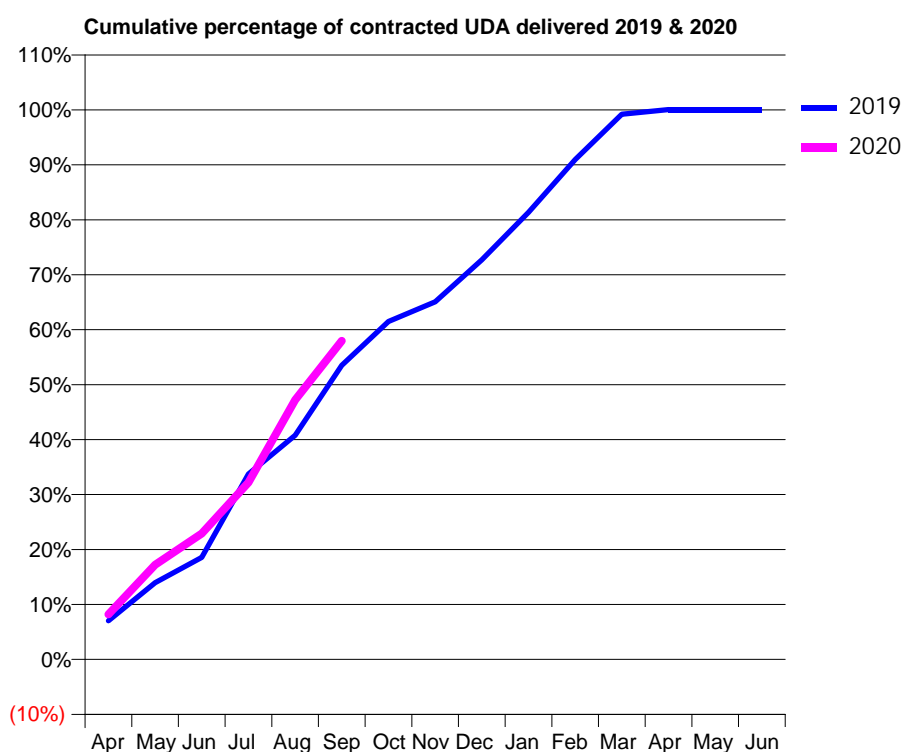
19/20 Contracted general activity (UDA)	1,369
Carry forward general activity (UDA)	0
19/20 Contracted orthodontic activity (UOA)	0
Carry forward orthodontic activity (UOA)	0
Baseline contract value	£32,093.05

### ACCESS\*

Patients seen in 24 months	Total	Change since previous quarter
Quarter ending September 2018	519	
Quarter ending December 2018	517	→
Quarter ending March 2019	521	→
Quarter ending June 2019	464	↓
Quarter ending September 2019	528	↑
<b>Variance since September 2018</b>	<b>1.7%</b>	<b>→</b>



### ACTIVITY



Month	2019	2020
April	96	112
May	191	236
June	254	313
July	462	441
August	558	647
September	733	794
October	842	
November	891	
December	995	
January	1,114	
February	1,245	
March	1,358	
April	1,369	
May	1,369	
June	1,369	

### QUALITY

	Quantity	Base Number	Contract	AT	Region	England
% of FP17s for the same patient ID Re-attending within 3 months - Children	1	111	0.9%	10.1%	12.1%	11.5%
% of FP17s for the same patient ID Re-attending within 3 months - Adults	27	302	8.9%	13.4%	15.6%	15.4%
% of FP17s for the same patient ID Re-attending between 3 & 9 months - Children	31	111	27.9%	63.4%	61.2%	59.7%
% of FP17s for the same patient ID Re-attending between 3 & 9 months - Adults	82	302	27.2%	56.9%	54.3%	51.7%
% of FP17s for Band 1 Urgent Courses	23	404	5.7%	7.5%	9.1%	9.2%
% of FP17s Relating to Free Repair or Replacements	2	404	0.5%	0.9%	0.9%	0.7%
% of FP17s Relating to Continuations	11	404	2.7%	0.9%	1.0%	0.8%
% of Patients satisfied with the dentistry they have received	0	0	N/A	94.6%	94.4%	93.5%
% of Patients satisfied with the time they had to wait for an appointment	0	0	N/A	86.1%	88.1%	87.4%

\* This is based on patients treated on this contract for their most recent course of treatment. Figures in italics indicate the base number of FP17s or Patient Questionnaire responses are less than 100. N/A is shown where the base number of responses is less than 10 during the period. % is calculated as Quantity/Base number\*100

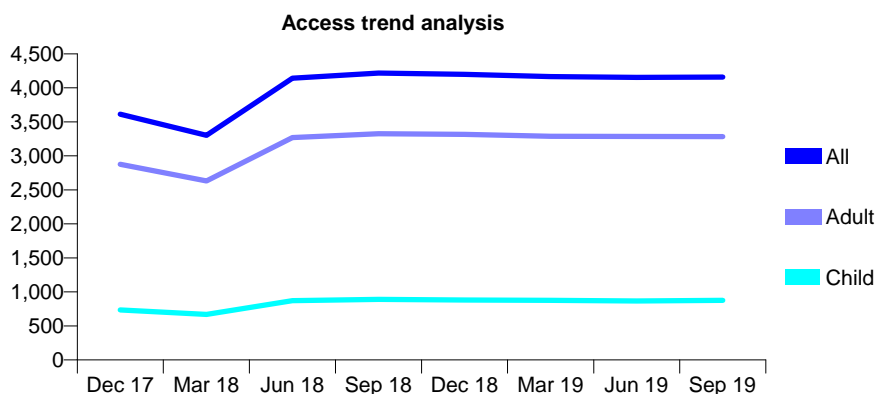
## Q52 - Vital Signs At a Glance Contract Report for 811459/0001 - September 2019

Name or company name	MR MA SILVESTER
Contract type name	GDS Contract
Purpose of contract	General and Orthodontic
Contract start date	01/04/2006
Contract end date	

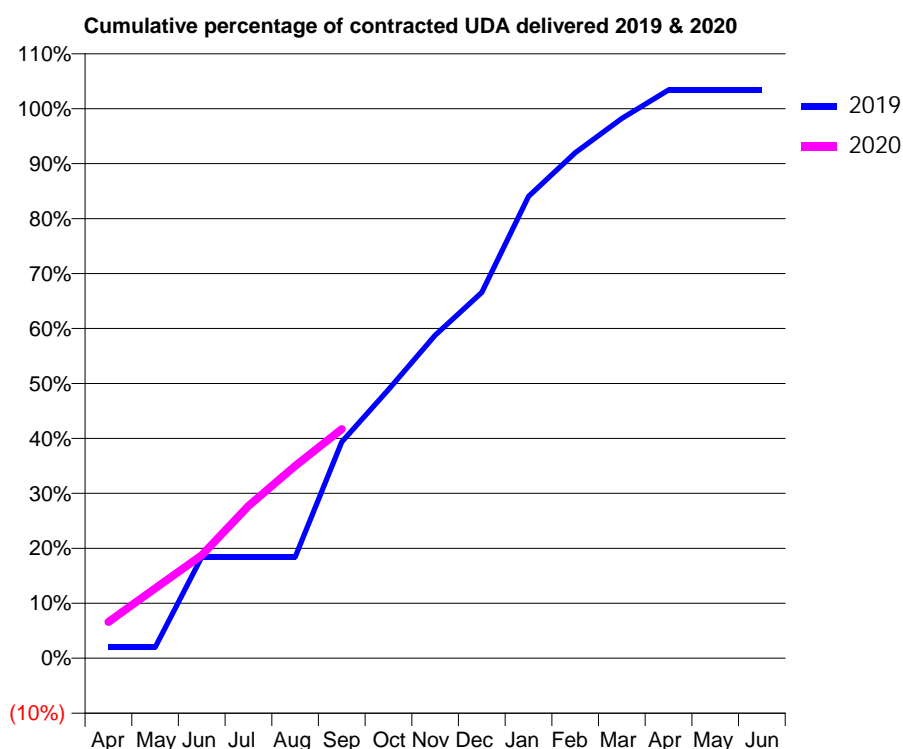
19/20 Contracted general activity (UDA)	9,000
Carry forward general activity (UDA)	-180
19/20 Contracted orthodontic activity (UOA)	250
Carry forward orthodontic activity (UOA)	0
Baseline contract value	£298,912.32

### ACCESS\*

Patients seen in 24 months	Total	Change since previous quarter
Quarter ending September 2018	4,218	
Quarter ending December 2018	4,199	→
Quarter ending March 2019	4,166	→
Quarter ending June 2019	4,153	→
Quarter ending September 2019	4,159	→
<b>Variance since September 2018</b>	<b>(1.4%)</b>	<b>↓</b>



### ACTIVITY



Month	2019	2020
April	180	592
May	180	1,145
June	1,659	1,686
July	1,659	2,492
August	1,659	3,151
September	3,542	3,751
October	4,400	
November	5,291	
December	5,991	
January	7,563	
February	8,279	
March	8,840	
April	9,304	
May	9,304	
June	9,305	

### QUALITY

	Quantity	Base Number	Contract	AT	Region	England
% of FP17s for the same patient ID Re-attending within 3 months - Children	31	467	6.6%	10.1%	12.1%	11.5%
% of FP17s for the same patient ID Re-attending within 3 months - Adults	149	1,689	8.8%	13.4%	15.6%	15.4%
% of FP17s for the same patient ID Re-attending between 3 & 9 months - Children	101	467	21.6%	63.4%	61.2%	59.7%
% of FP17s for the same patient ID Re-attending between 3 & 9 months - Adults	516	1,689	30.6%	56.9%	54.3%	51.7%
% of FP17s for Band 1 Urgent Courses	185	1,884	9.8%	7.5%	9.1%	9.2%
% of FP17s Relating to Free Repair or Replacements	15	1,884	0.8%	0.9%	0.9%	0.7%
% of FP17s Relating to Continuations	5	1,884	0.3%	0.9%	1.0%	0.8%
% of Patients satisfied with the dentistry they have received	1	1	N/A	94.6%	94.4%	93.5%
% of Patients satisfied with the time they had to wait for an appointment	1	1	N/A	86.1%	88.1%	87.4%

\* This is based on patients treated on this contract for their most recent course of treatment.

Figures in italics indicate the base number of FP17s or Patient Questionnaire responses are less than 100. N/A is shown where the base number of responses is less than 10 during the period. % is calculated as Quantity/Base number\*100

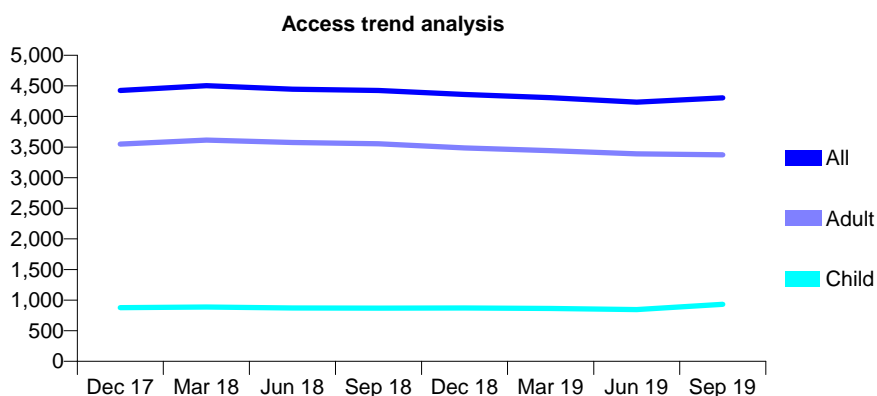
## Q52 - Vital Signs At a Glance Contract Report for 812080/0001 - September 2019

Name or company name	Mr O Farooq
Contract type name	GDS Contract
Purpose of contract	General
Contract start date	01/04/2006
Contract end date	

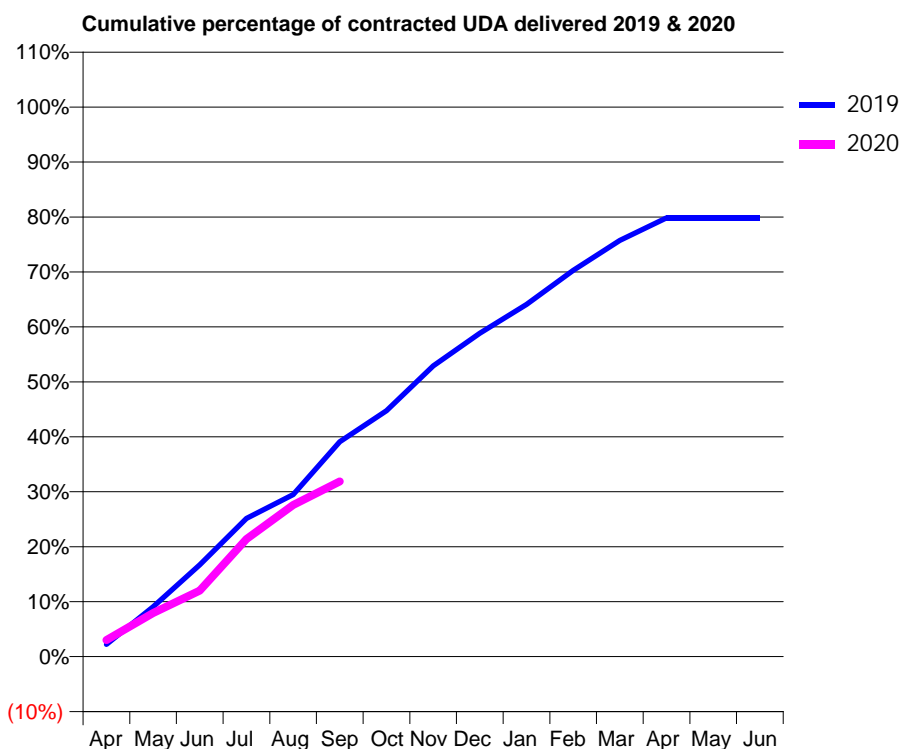
19/20 Contracted general activity (UDA)	17,017
Carry forward general activity (UDA)	0
19/20 Contracted orthodontic activity (UOA)	0
Carry forward orthodontic activity (UOA)	0
Baseline contract value	£355,608.79

### ACCESS\*

Patients seen in 24 months	Total	Change since previous quarter
Quarter ending September 2018	4,424	
Quarter ending December 2018	4,359	↓
Quarter ending March 2019	4,306	↓
Quarter ending June 2019	4,234	↓
Quarter ending September 2019	4,305	→
<b>Variance since September 2018</b>	<b>(2.7%)</b>	<b>↓</b>



### ACTIVITY



Month	Adjusted Scheduled Activity (UDA)	
	2019	2020
April	376	516
May	1,546	1,354
June	2,843	2,046
July	4,280	3,640
August	5,021	4,699
September	6,655	5,425
October	7,613	
November	8,999	
December	10,011	
January	10,904	
February	11,960	
March	12,886	
April	13,583	
May	13,583	
June	13,586	

### QUALITY

	Quantity	Base Number	Contract	AT	Region	England
% of FP17s for the same patient ID Re-attending within 3 months - Children	29	686	4.2%	10.1%	12.1%	11.5%
% of FP17s for the same patient ID Re-attending within 3 months - Adults	219	2,464	8.9%	13.4%	15.6%	15.4%
% of FP17s for the same patient ID Re-attending between 3 & 9 months - Children	415	686	60.5%	63.4%	61.2%	59.7%
% of FP17s for the same patient ID Re-attending between 3 & 9 months - Adults	1,802	2,464	73.1%	56.9%	54.3%	51.7%
% of FP17s for Band 1 Urgent Courses	59	2,809	2.1%	7.5%	9.1%	9.2%
% of FP17s Relating to Free Repair or Replacements	14	2,809	0.5%	0.9%	0.9%	0.7%
% of FP17s Relating to Continuations	22	2,809	0.8%	0.9%	1.0%	0.8%
% of Patients satisfied with the dentistry they have received	1	1	N/A	94.6%	94.4%	93.5%
% of Patients satisfied with the time they had to wait for an appointment	1	1	N/A	86.1%	88.1%	87.4%

\* This is based on patients treated on this contract for their most recent course of treatment. Figures in italics indicate the base number of FP17s or Patient Questionnaire responses are less than 100. N/A is shown where the base number of responses is less than 10 during the period. % is calculated as Quantity/Base number\*100

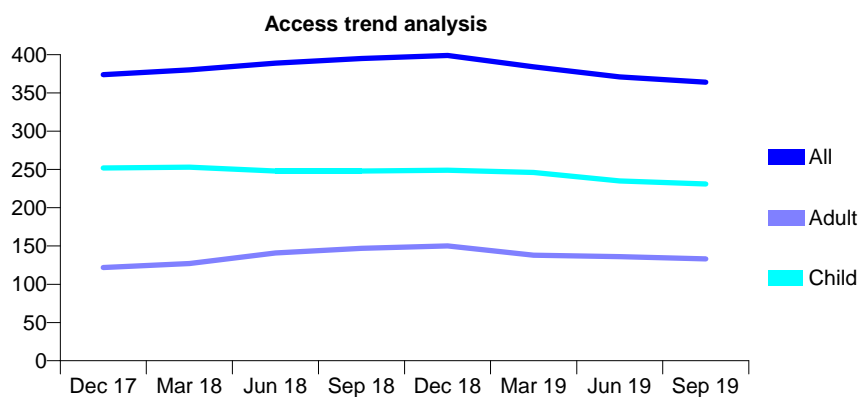
## Q52 - Vital Signs At a Glance Contract Report for 812315/0001 - September 2019

Name or company name	MR PS JEAVONS
Contract type name	GDS Contract
Purpose of contract	General
Contract start date	01/04/2006
Contract end date	

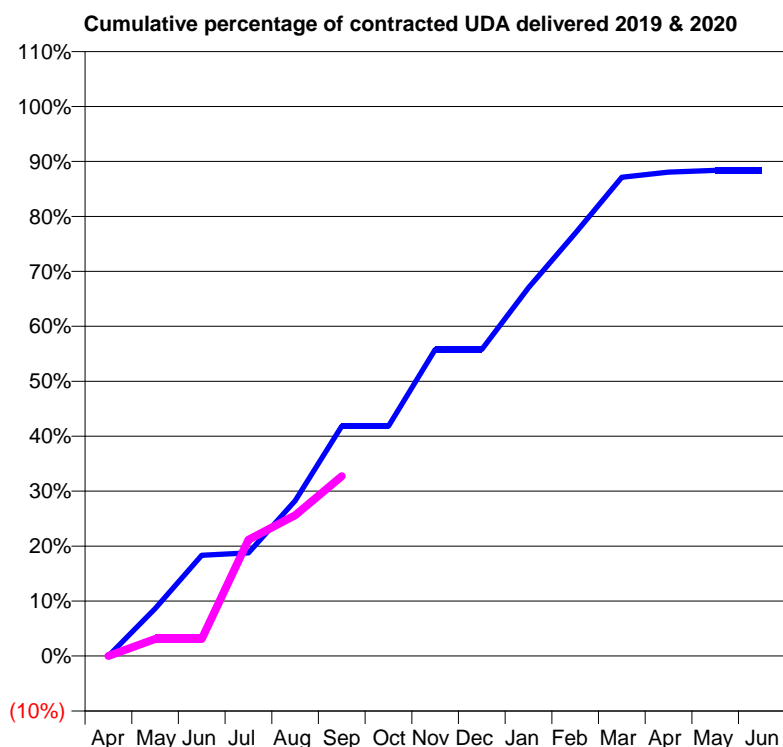
19/20 Contracted general activity (UDA)	960
Carry forward general activity (UDA)	0
19/20 Contracted orthodontic activity (UOA)	0
Carry forward orthodontic activity (UOA)	0
Baseline contract value	£24,213.74

### ACCESS\*

Patients seen in 24 months	Total	Change since previous quarter
Quarter ending September 2018	395	
Quarter ending December 2018	399	→
Quarter ending March 2019	384	↓
Quarter ending June 2019	371	↓
Quarter ending September 2019	364	↓
<b>Variance since September 2018</b>	<b>(7.8%)</b>	<b>↓</b>



### ACTIVITY



Month	Adjusted Scheduled Activity (UDA)	
	2019	2020
April	0	0
May	83	30
June	176	30
July	180	203
August	271	246
September	401	314
October	401	
November	535	
December	535	
January	643	
February	738	
March	836	
April	845	
May	848	
June	848	

### QUALITY

	Quantity	Base Number	Contract	AT	Region	England
% of FP17s for the same patient ID Re-attending within 3 months - Children	7	137	5.1%	10.1%	12.1%	11.5%
% of FP17s for the same patient ID Re-attending within 3 months - Adults	8	25	32.0%	13.4%	15.6%	15.4%
% of FP17s for the same patient ID Re-attending between 3 & 9 months - Children	99	137	72.3%	63.4%	61.2%	59.7%
% of FP17s for the same patient ID Re-attending between 3 & 9 months - Adults	2	25	8.0%	56.9%	54.3%	51.7%
% of FP17s for Band 1 Urgent Courses	1	153	0.7%	7.5%	9.1%	9.2%
% of FP17s Relating to Free Repair or Replacements	0	153	0.0%	0.9%	0.9%	0.7%
% of FP17s Relating to Continuations	0	153	0.0%	0.9%	1.0%	0.8%
% of Patients satisfied with the dentistry they have received	2	2	N/A	94.6%	94.4%	93.5%
% of Patients satisfied with the time they had to wait for an appointment	2	2	N/A	86.1%	88.1%	87.4%

\* This is based on patients treated on this contract for their most recent course of treatment. Figures in italics indicate the base number of FP17s or Patient Questionnaire responses are less than 100. N/A is shown where the base number of responses is less than 10 during the period. % is calculated as Quantity/Base number\*100

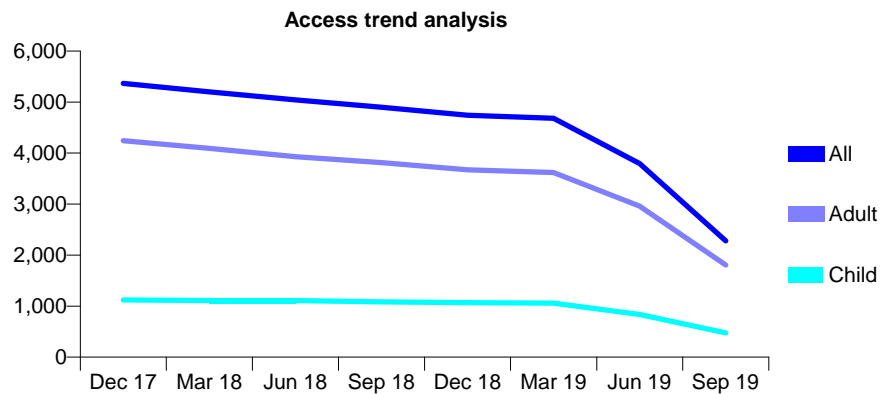
## Q52 - Vital Signs At a Glance Contract Report for 815888/0001 - September 2019

Name or company name	Mr M Patel
Contract type name	GDS Contract
Purpose of contract	General
Contract start date	01/04/2006
Contract end date	30/04/2019

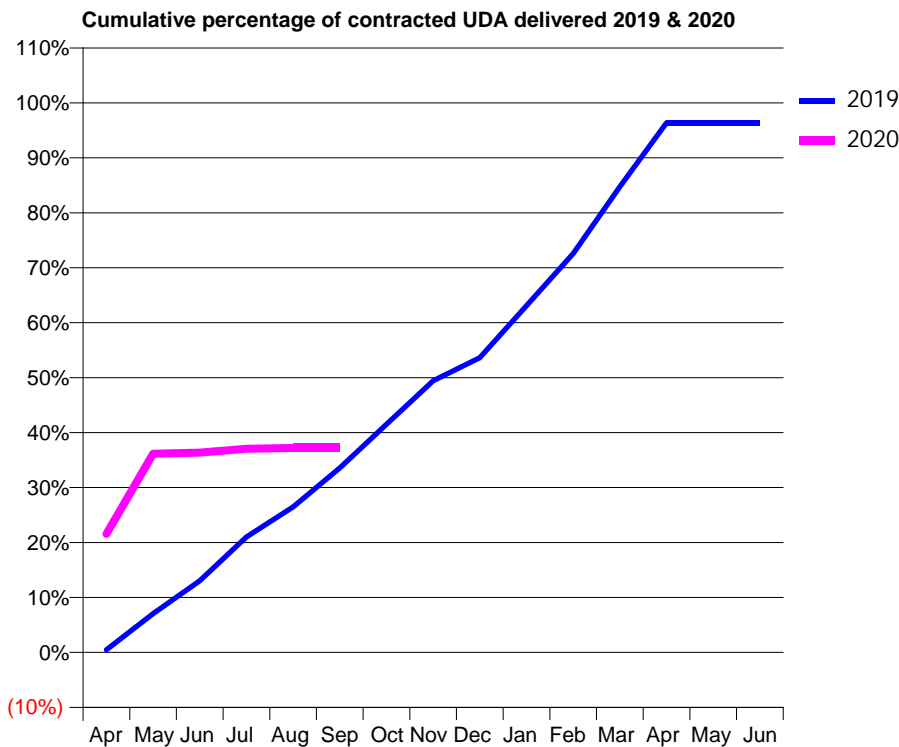
19/20 Contracted general activity (UDA)	1,547
Carry forward general activity (UDA)	0
19/20 Contracted orthodontic activity (UOA)	0
Carry forward orthodontic activity (UOA)	0
Baseline contract value	£37,738.32

### ACCESS\*

Patients seen in 24 months	Total	Change since previous quarter
Quarter ending September 2018	4,897	
Quarter ending December 2018	4,741	↓
Quarter ending March 2019	4,680	↓
Quarter ending June 2019	3,795	↓
Quarter ending September 2019	2,279	↓
<b>Variance since September 2018</b>	<b>(53.5%)</b>	<b>↓</b>



### ACTIVITY



Month	Adjusted Scheduled Activity (UDA)	
	2019	2020
April	92	334
May	1,313	560
June	2,422	563
July	3,902	574
August	4,918	576
September	6,232	576
October	7,703	
November	9,178	
December	9,954	
January	11,708	
February	13,475	
March	15,729	
April	17,889	
May	17,889	
June	17,889	

### QUALITY

	Quantity	Base Number	Contract	AT	Region	England
% of FP17s for the same patient ID Re-attending within 3 months - Children	24	169	14.2%	10.1%	12.1%	11.5%
% of FP17s for the same patient ID Re-attending within 3 months - Adults	76	587	12.9%	13.4%	15.6%	15.4%
% of FP17s for the same patient ID Re-attending between 3 & 9 months - Children	108	169	63.9%	63.4%	61.2%	59.7%
% of FP17s for the same patient ID Re-attending between 3 & 9 months - Adults	348	587	59.3%	56.9%	54.3%	51.7%
% of FP17s for Band 1 Urgent Courses	23	343	6.7%	7.5%	9.1%	9.2%
% of FP17s Relating to Free Repair or Replacements	3	343	0.9%	0.9%	0.9%	0.7%
% of FP17s Relating to Continuations	2	343	0.6%	0.9%	1.0%	0.8%
% of Patients satisfied with the dentistry they have received	3	3	N/A	94.6%	94.4%	93.5%
% of Patients satisfied with the time they had to wait for an appointment	3	3	N/A	86.1%	88.1%	87.4%

\* This is based on patients treated on this contract for their most recent course of treatment. Figures in italics indicate the base number of FP17s or Patient Questionnaire responses are less than 100. N/A is shown where the base number of responses is less than 10 during the period. % is calculated as Quantity/Base number\*100

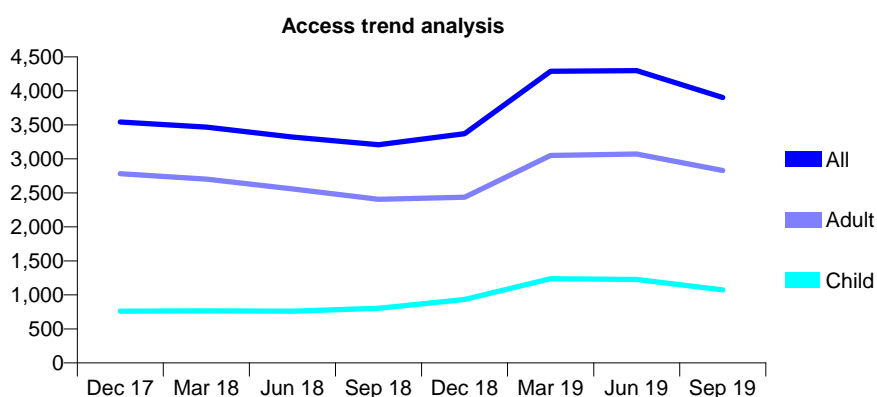
## Q52 - Vital Signs At a Glance Contract Report for 822019/0001 - September 2019

Name or company name	Dr Amjid Siddique
Contract type name	GDS Contract
Purpose of contract	General
Contract start date	01/04/2006
Contract end date	

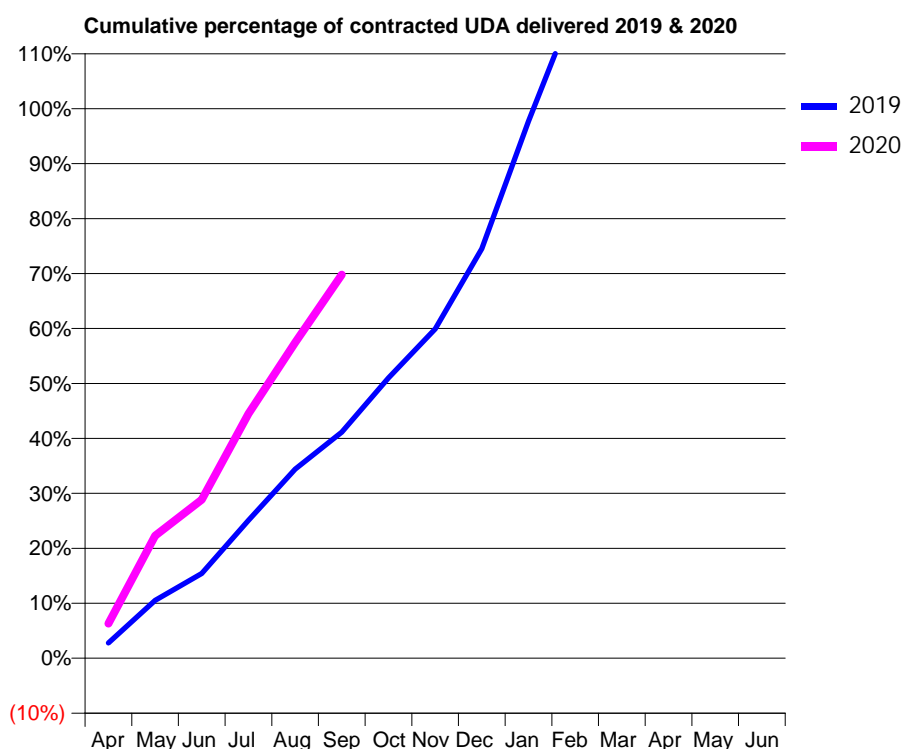
19/20 Contracted general activity (UDA)	8,918
Carry forward general activity (UDA)	-178
19/20 Contracted orthodontic activity (UOA)	0
Carry forward orthodontic activity (UOA)	0
Baseline contract value	£248,438.51

### ACCESS\*

Patients seen in 24 months	Total	Change since previous quarter
Quarter ending September 2018	3,209	
Quarter ending December 2018	3,369	↑
Quarter ending March 2019	4,288	↑
Quarter ending June 2019	4,298	→
Quarter ending September 2019	3,902	↓
<b>Variance since September 2018</b>	<b>21.6%</b>	<b>↑</b>



### ACTIVITY



Month	2019	2020
April	248	562
May	938	1,989
June	1,375	2,573
July	2,237	3,967
August	3,068	5,124
September	3,669	6,223
October	4,549	
November	5,344	
December	6,644	
January	8,715	
February	10,618	
March	12,110	
April	13,684	
May	13,758	
June	13,761	

### QUALITY

	Quantity	Base Number	Contract	AT	Region	England
% of FP17s for the same patient ID Re-attending within 3 months - Children	75	918	8.2%	10.1%	12.1%	11.5%
% of FP17s for the same patient ID Re-attending within 3 months - Adults	390	2,526	15.4%	13.4%	15.6%	15.4%
% of FP17s for the same patient ID Re-attending between 3 & 9 months - Children	637	918	69.4%	63.4%	61.2%	59.7%
% of FP17s for the same patient ID Re-attending between 3 & 9 months - Adults	1,136	2,526	45.0%	56.9%	54.3%	51.7%
% of FP17s for Band 1 Urgent Courses	79	2,759	2.9%	7.5%	9.1%	9.2%
% of FP17s Relating to Free Repair or Replacements	42	2,759	1.5%	0.9%	0.9%	0.7%
% of FP17s Relating to Continuations	68	2,759	2.5%	0.9%	1.0%	0.8%
% of Patients satisfied with the dentistry they have received	4	4	N/A	94.6%	94.4%	93.5%
% of Patients satisfied with the time they had to wait for an appointment	4	4	N/A	86.1%	88.1%	87.4%

\* This is based on patients treated on this contract for their most recent course of treatment.

Figures in italics indicate the base number of FP17s or Patient Questionnaire responses are less than 100. N/A is shown where the base number of responses is less than 10 during the period. % is calculated as Quantity/Base number\*100

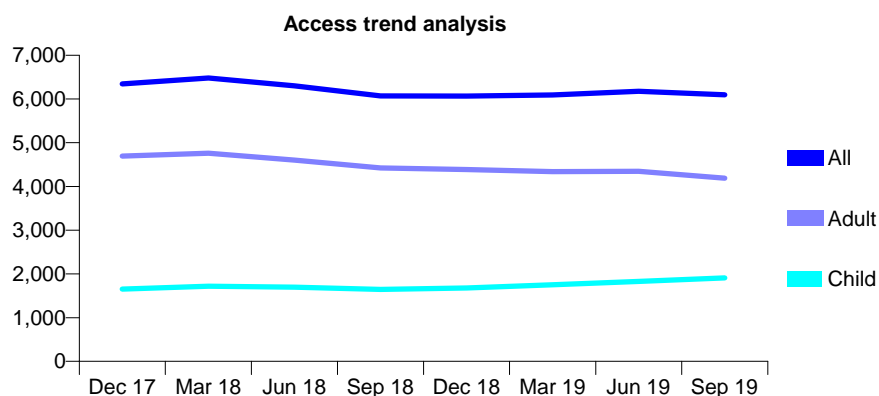
## Q52 - Vital Signs At a Glance Contract Report for 827835/0001 - September 2019

Name or company name	Dental Practice Hunslet
Contract type name	GDS Contract
Purpose of contract	General
Contract start date	01/04/2006
Contract end date	

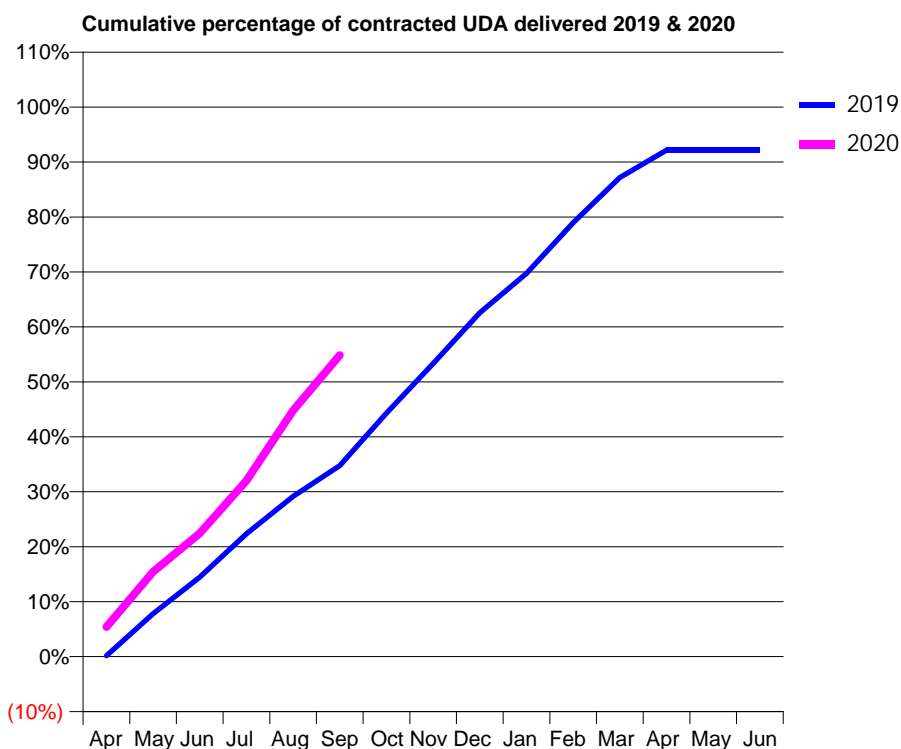
19/20 Contracted general activity (UDA)	17,107
Carry forward general activity (UDA)	0
19/20 Contracted orthodontic activity (UOA)	0
Carry forward orthodontic activity (UOA)	0
Baseline contract value	£458,984.06

### ACCESS\*

Patients seen in 24 months	Total	Change since previous quarter
Quarter ending September 2018	6,071	
Quarter ending December 2018	6,067	→
Quarter ending March 2019	6,092	→
Quarter ending June 2019	6,175	→
Quarter ending September 2019	6,095	↓
<b>Variance since September 2018</b>	<b>0.4%</b>	<b>→</b>



### ACTIVITY



Month	Adjusted Scheduled Activity (UDA)	
	2019	2020
April	25	923
May	1,340	2,641
June	2,472	3,837
July	3,824	5,479
August	4,992	7,665
September	5,949	9,385
October	7,583	
November	9,128	
December	10,704	
January	11,930	
February	13,507	
March	14,912	
April	15,763	
May	15,766	
June	15,764	

### QUALITY

	Quantity	Base Number	Contract	AT	Region	England
% of FP17s for the same patient ID Re-attending within 3 months - Children	123	1,519	8.1%	10.1%	12.1%	11.5%
% of FP17s for the same patient ID Re-attending within 3 months - Adults	519	3,279	15.8%	13.4%	15.6%	15.4%
% of FP17s for the same patient ID Re-attending between 3 & 9 months - Children	780	1,519	51.3%	63.4%	61.2%	59.7%
% of FP17s for the same patient ID Re-attending between 3 & 9 months - Adults	1,902	3,279	58.0%	56.9%	54.3%	51.7%
% of FP17s for Band 1 Urgent Courses	497	4,465	11.1%	7.5%	9.1%	9.2%
% of FP17s Relating to Free Repair or Replacements	29	4,465	0.6%	0.9%	0.9%	0.7%
% of FP17s Relating to Continuations	4	4,465	0.1%	0.9%	1.0%	0.8%
% of Patients satisfied with the dentistry they have received	2	2	N/A	94.6%	94.4%	93.5%
% of Patients satisfied with the time they had to wait for an appointment	1	2	N/A	86.1%	88.1%	87.4%

\* This is based on patients treated on this contract for their most recent course of treatment. Figures in italics indicate the base number of FP17s or Patient Questionnaire responses are less than 100. N/A is shown where the base number of responses is less than 10 during the period. % is calculated as Quantity/Base number\*100



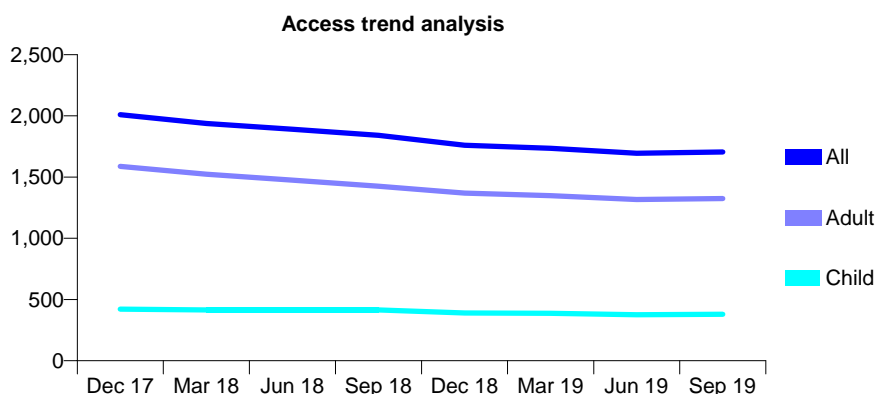
## Q52 - Vital Signs At a Glance Contract Report for 827835/0002 - September 2019

Name or company name	Dental Practice Hunslet
Contract type name	GDS Contract
Purpose of contract	General
Contract start date	08/06/2010
Contract end date	

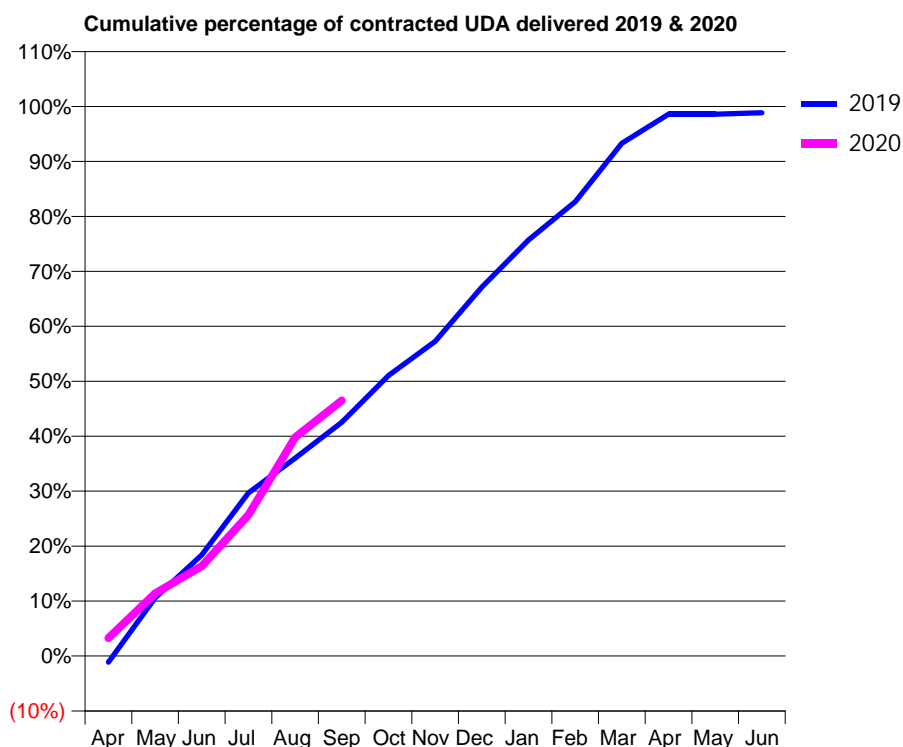
19/20 Contracted general activity (UDA)	6,600
Carry forward general activity (UDA)	76
19/20 Contracted orthodontic activity (UOA)	0
Carry forward orthodontic activity (UOA)	0
Baseline contract value	£176,814.32

### ACCESS\*

Patients seen in 24 months	Total	Change since previous quarter
Quarter ending September 2018	1,841	
Quarter ending December 2018	1,760	↓
Quarter ending March 2019	1,735	↓
Quarter ending June 2019	1,694	↓
Quarter ending September 2019	1,705	→
<b>Variance since September 2018</b>	<b>(7.4%)</b>	<b>↓</b>



### ACTIVITY



Month	Adjusted Scheduled Activity (UDA)	
	2019	2020
April	-74	217
May	699	752
June	1,214	1,078
July	1,960	1,696
August	2,376	2,627
September	2,807	3,070
October	3,369	
November	3,780	
December	4,430	
January	4,997	
February	5,456	
March	6,158	
April	6,507	
May	6,507	
June	6,524	

### QUALITY

	Quantity	Base Number	Contract	AT	Region	England
% of FP17s for the same patient ID Re-attending within 3 months - Children	19	297	6.4%	10.1%	12.1%	11.5%
% of FP17s for the same patient ID Re-attending within 3 months - Adults	81	847	9.6%	13.4%	15.6%	15.4%
% of FP17s for the same patient ID Re-attending between 3 & 9 months - Children	143	297	48.1%	63.4%	61.2%	59.7%
% of FP17s for the same patient ID Re-attending between 3 & 9 months - Adults	424	847	50.1%	56.9%	54.3%	51.7%
% of FP17s for Band 1 Urgent Courses	89	1,030	8.6%	7.5%	9.1%	9.2%
% of FP17s Relating to Free Repair or Replacements	20	1,030	1.9%	0.9%	0.9%	0.7%
% of FP17s Relating to Continuations	6	1,030	0.6%	0.9%	1.0%	0.8%
% of Patients satisfied with the dentistry they have received	0	0	N/A	94.6%	94.4%	93.5%
% of Patients satisfied with the time they had to wait for an appointment	0	0	N/A	86.1%	88.1%	87.4%

\* This is based on patients treated on this contract for their most recent course of treatment. Figures in italics indicate the base number of FP17s or Patient Questionnaire responses are less than 100. N/A is shown where the base number of responses is less than 10 during the period. % is calculated as Quantity/Base number\*100

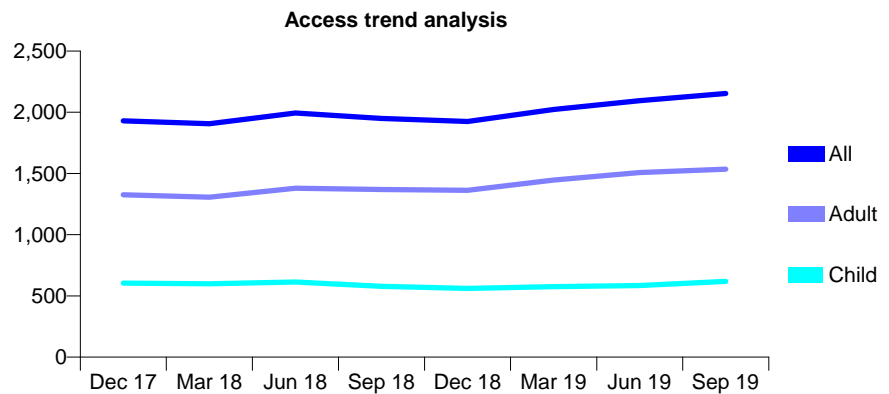
## Q52 - Vital Signs At a Glance Contract Report for 829021/0001 - September 2019

Name or company name	Mr YA Patel
Contract type name	GDS Contract
Purpose of contract	General
Contract start date	01/04/2006
Contract end date	

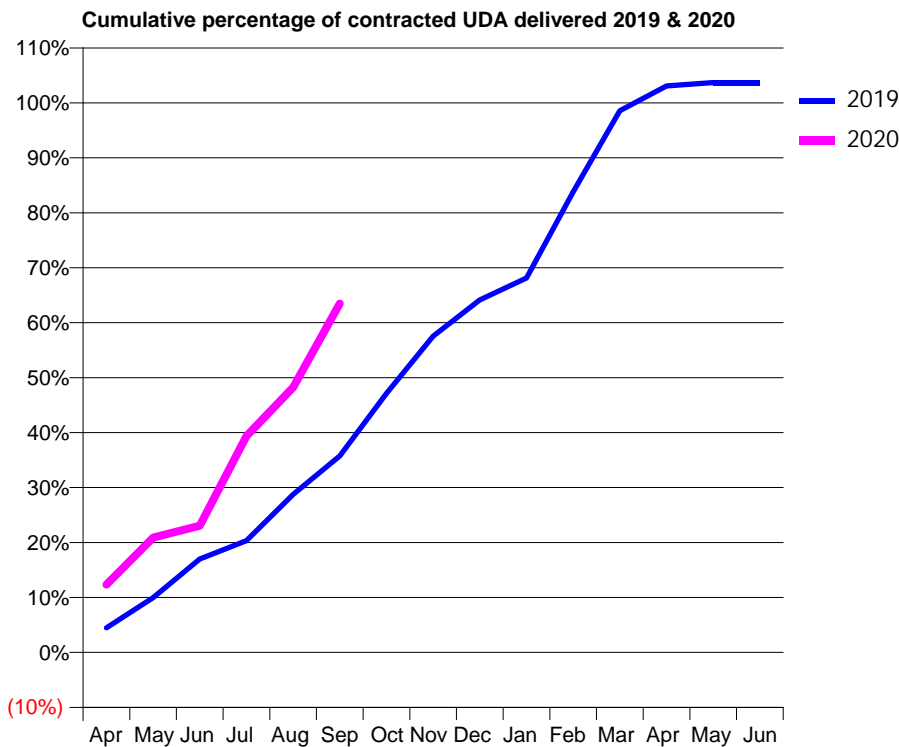
19/20 Contracted general activity (UDA)	5,500
Carry forward general activity (UDA)	-110
19/20 Contracted orthodontic activity (UOA)	0
Carry forward orthodontic activity (UOA)	0
Baseline contract value	£137,033.18

### ACCESS\*

Patients seen in 24 months	Total	Change since previous quarter
Quarter ending September 2018	1,949	
Quarter ending December 2018	1,925	↓
Quarter ending March 2019	2,022	↑
Quarter ending June 2019	2,094	↑
Quarter ending September 2019	2,154	↑
<b>Variance since September 2018</b>	<b>10.5%</b>	<b>↑</b>



### ACTIVITY



Month	Adjusted Scheduled Activity (UDA)	
	2019	2020
April	246	678
May	550	1,150
June	934	1,269
July	1,119	2,164
August	1,582	2,653
September	1,967	3,491
October	2,593	
November	3,166	
December	3,529	
January	3,747	
February	4,611	
March	5,421	
April	5,669	
May	5,702	
June	5,702	

### QUALITY

	Quantity	Base Number	Contract	AT	Region	England
% of FP17s for the same patient ID Re-attending within 3 months - Children	28	412	6.8%	10.1%	12.1%	11.5%
% of FP17s for the same patient ID Re-attending within 3 months - Adults	191	975	19.6%	13.4%	15.6%	15.4%
% of FP17s for the same patient ID Re-attending between 3 & 9 months - Children	137	412	33.3%	63.4%	61.2%	59.7%
% of FP17s for the same patient ID Re-attending between 3 & 9 months - Adults	278	975	28.5%	56.9%	54.3%	51.7%
% of FP17s for Band 1 Urgent Courses	188	1,316	14.3%	7.5%	9.1%	9.2%
% of FP17s Relating to Free Repair or Replacements	1	1,316	0.1%	0.9%	0.9%	0.7%
% of FP17s Relating to Continuations	0	1,316	0.0%	0.9%	1.0%	0.8%
% of Patients satisfied with the dentistry they have received	2	2	N/A	94.6%	94.4%	93.5%
% of Patients satisfied with the time they had to wait for an appointment	2	2	N/A	86.1%	88.1%	87.4%

\* This is based on patients treated on this contract for their most recent course of treatment. Figures in italics indicate the base number of FP17s or Patient Questionnaire responses are less than 100. N/A is shown where the base number of responses is less than 10 during the period. % is calculated as Quantity/Base number\*100

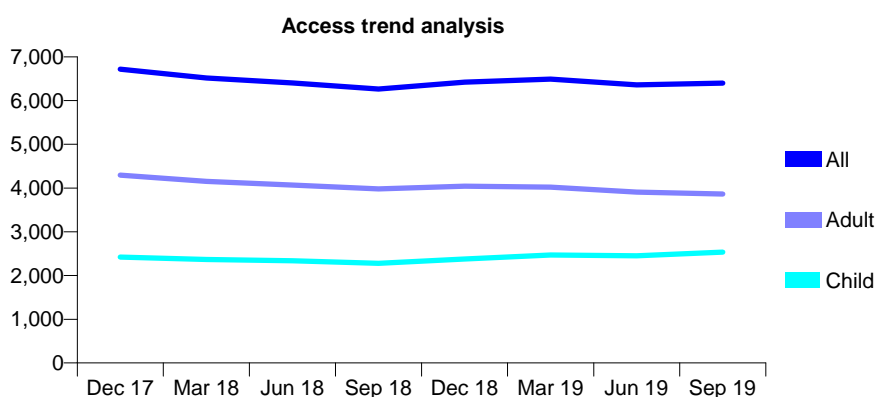
## Q52 - Vital Signs At a Glance Contract Report for 834858/0003 - September 2019

Name or company name	Jem Dental Care Practice Partnership
Contract type name	GDS Contract
Purpose of contract	General
Contract start date	06/05/2014
Contract end date	

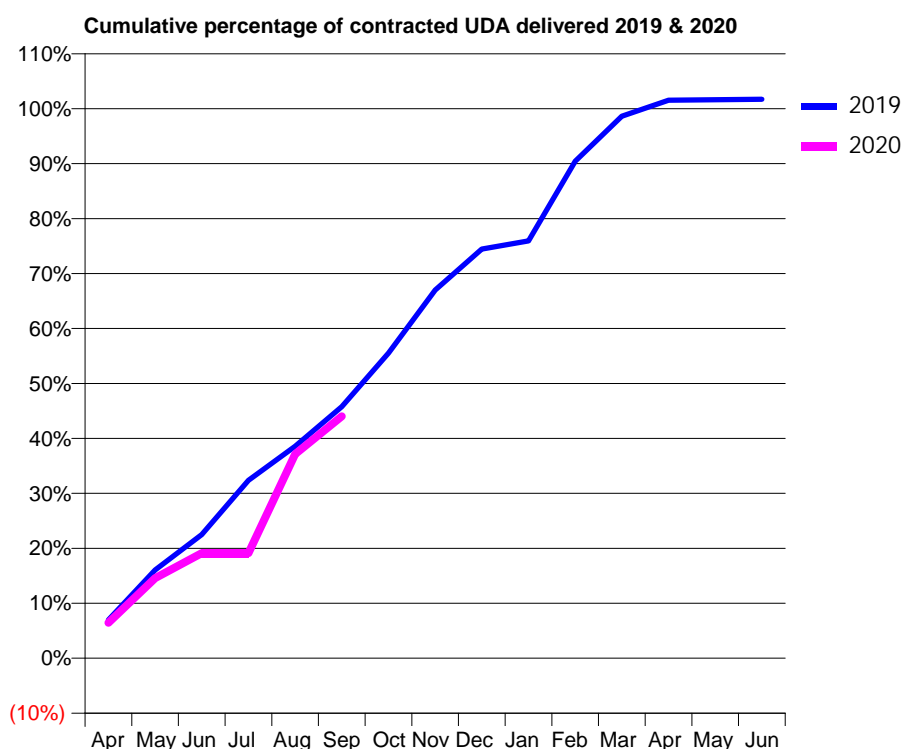
19/20 Contracted general activity (UDA)	19,607
Carry forward general activity (UDA)	-335
19/20 Contracted orthodontic activity (UOA)	0
Carry forward orthodontic activity (UOA)	0
Baseline contract value	£609,090.91

### ACCESS\*

Patients seen in 24 months	Total	Change since previous quarter
Quarter ending September 2018	6,263	
Quarter ending December 2018	6,422	↑
Quarter ending March 2019	6,491	→
Quarter ending June 2019	6,360	↓
Quarter ending September 2019	6,401	→
<b>Variance since September 2018</b>	<b>2.2%</b>	<b>↑</b>



### ACTIVITY



Month	2019	2020
April	1,367	1,262
May	3,146	2,855
June	4,413	3,748
July	6,350	3,748
August	7,562	7,281
September	8,972	8,633
October	10,888	
November	13,133	
December	14,598	
January	14,889	
February	17,733	
March	19,340	
April	19,909	
May	19,926	
June	19,942	

### QUALITY

	Quantity	Base Number	Contract	AT	Region	England
% of FP17s for the same patient ID Re-attending within 3 months - Children	157	2,146	7.3%	10.1%	12.1%	11.5%
% of FP17s for the same patient ID Re-attending within 3 months - Adults	407	2,903	14.0%	13.4%	15.6%	15.4%
% of FP17s for the same patient ID Re-attending between 3 & 9 months - Children	1,451	2,146	67.6%	63.4%	61.2%	59.7%
% of FP17s for the same patient ID Re-attending between 3 & 9 months - Adults	1,863	2,903	64.2%	56.9%	54.3%	51.7%
% of FP17s for Band 1 Urgent Courses	424	4,768	8.9%	7.5%	9.1%	9.2%
% of FP17s Relating to Free Repair or Replacements	24	4,768	0.5%	0.9%	0.9%	0.7%
% of FP17s Relating to Continuations	15	4,768	0.3%	0.9%	1.0%	0.8%
% of Patients satisfied with the dentistry they have received	1	1	N/A	94.6%	94.4%	93.5%
% of Patients satisfied with the time they had to wait for an appointment	1	1	N/A	86.1%	88.1%	87.4%

\* This is based on patients treated on this contract for their most recent course of treatment.

Figures in italics indicate the base number of FP17s or Patient Questionnaire responses are less than 100. N/A is shown where the base number of responses is less than 10 during the period. % is calculated as Quantity/Base number\*100

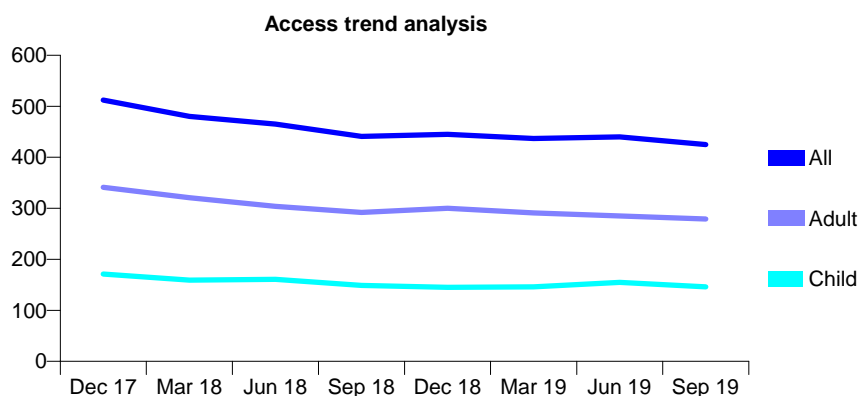
## Q52 - Vital Signs At a Glance Contract Report for 838764/0002 - September 2019

Name or company name	MR HM BOTT
Contract type name	GDS Contract
Purpose of contract	General
Contract start date	02/01/2009
Contract end date	

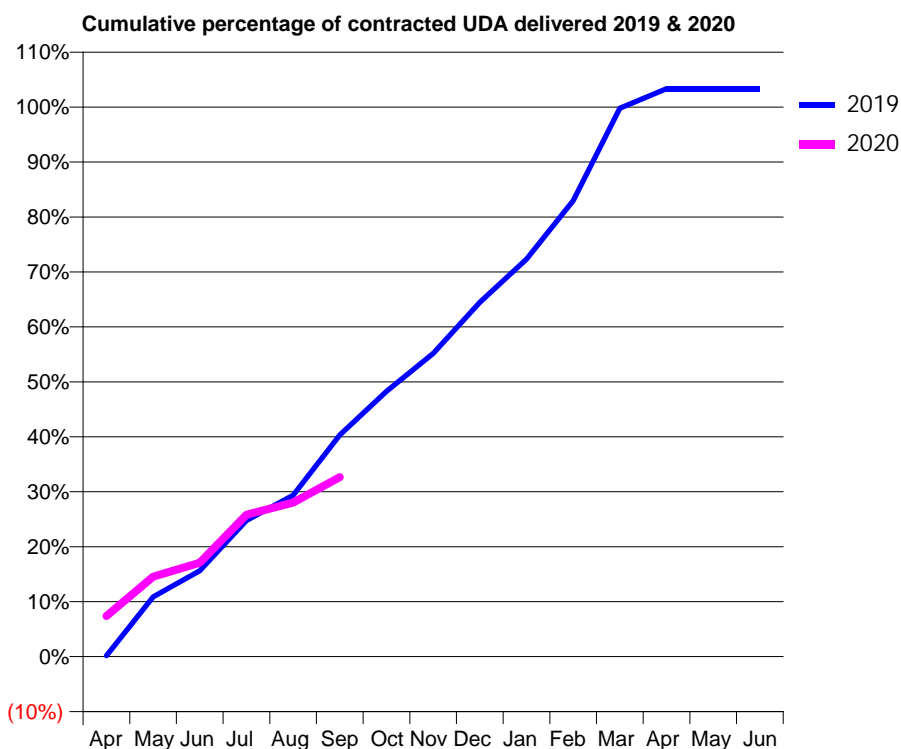
19/20 Contracted general activity (UDA)	1,260
Carry forward general activity (UDA)	-25
19/20 Contracted orthodontic activity (UOA)	0
Carry forward orthodontic activity (UOA)	0
Baseline contract value	£36,959.48

### ACCESS\*

Patients seen in 24 months	Total	Change since previous quarter
Quarter ending September 2018	441	
Quarter ending December 2018	445	→
Quarter ending March 2019	437	↓
Quarter ending June 2019	440	→
Quarter ending September 2019	425	↓
<b>Variance since September 2018</b>	<b>(3.6%)</b>	<b>↓</b>



### ACTIVITY



Month	Adjusted Scheduled Activity (UDA)	
	2019	2020
April	2	93
May	137	183
June	197	215
July	312	325
August	370	353
September	508	411
October	608	
November	695	
December	812	
January	911	
February	1,046	
March	1,258	
April	1,302	
May	1,302	
June	1,302	

### QUALITY

	Quantity	Base Number	Contract	AT	Region	England
% of FP17s for the same patient ID Re-attending within 3 months - Children	4	107	3.7%	10.1%	12.1%	11.5%
% of FP17s for the same patient ID Re-attending within 3 months - Adults	9	91	9.9%	13.4%	15.6%	15.4%
% of FP17s for the same patient ID Re-attending between 3 & 9 months - Children	66	107	61.7%	63.4%	61.2%	59.7%
% of FP17s for the same patient ID Re-attending between 3 & 9 months - Adults	48	91	52.7%	56.9%	54.3%	51.7%
% of FP17s for Band 1 Urgent Courses	2	177	1.1%	7.5%	9.1%	9.2%
% of FP17s Relating to Free Repair or Replacements	0	177	0.0%	0.9%	0.9%	0.7%
% of FP17s Relating to Continuations	3	177	1.7%	0.9%	1.0%	0.8%
% of Patients satisfied with the dentistry they have received	0	0	N/A	94.6%	94.4%	93.5%
% of Patients satisfied with the time they had to wait for an appointment	0	0	N/A	86.1%	88.1%	87.4%

\* This is based on patients treated on this contract for their most recent course of treatment. Figures in italics indicate the base number of FP17s or Patient Questionnaire responses are less than 100. N/A is shown where the base number of responses is less than 10 during the period. % is calculated as Quantity/Base number\*100

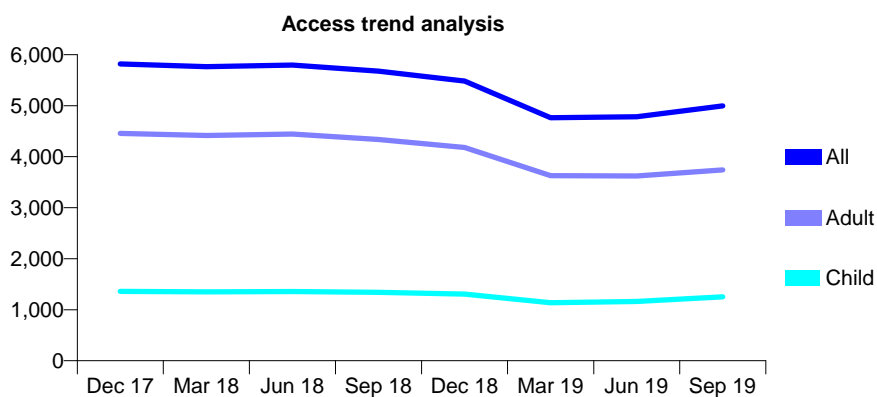
## Q52 - Vital Signs At a Glance Contract Report for 841579/0001 - September 2019

Name or company name	MR JS DEU
Contract type name	GDS Contract
Purpose of contract	General
Contract start date	01/04/2006
Contract end date	

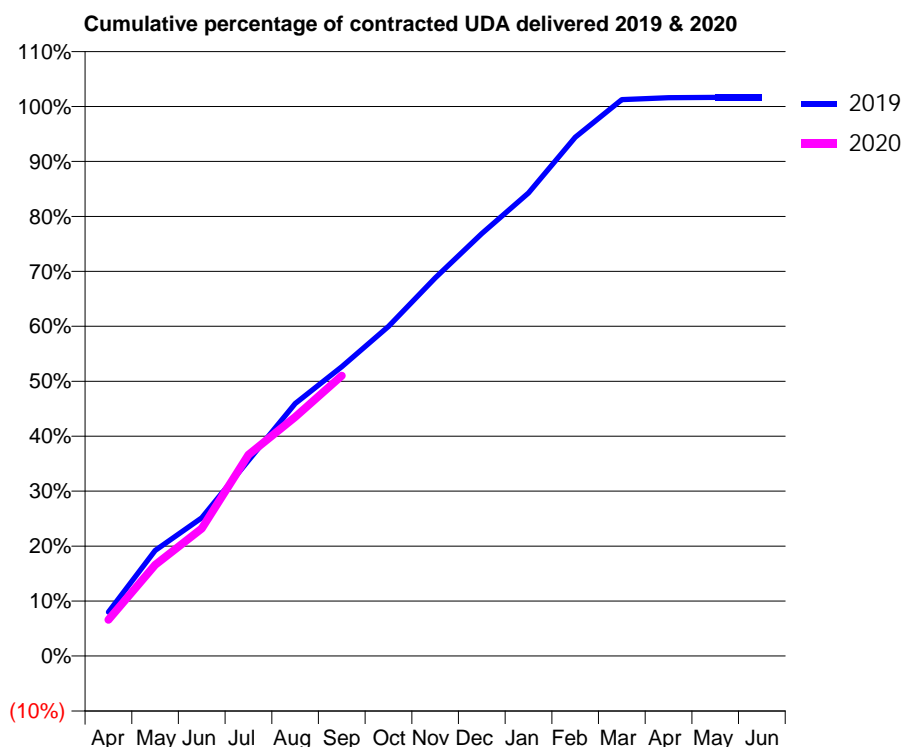
19/20 Contracted general activity (UDA)	12,135
Carry forward general activity (UDA)	-200
19/20 Contracted orthodontic activity (UOA)	0
Carry forward orthodontic activity (UOA)	0
Baseline contract value	£374,118.27

### ACCESS\*

Patients seen in 24 months	Total	Change since previous quarter
Quarter ending September 2018	5,676	
Quarter ending December 2018	5,483	↓
Quarter ending March 2019	4,764	↓
Quarter ending June 2019	4,782	→
Quarter ending September 2019	4,996	↑
<b>Variance since September 2018</b>	<b>(12.0%)</b>	<b>↓</b>



### ACTIVITY



Month	Adjusted Scheduled Activity (UDA)	
	2019	2020
April	969	801
May	2,332	2,013
June	3,052	2,814
July	4,319	4,444
August	5,575	5,277
September	6,389	6,192
October	7,278	
November	8,350	
December	9,327	
January	10,227	
February	11,453	
March	12,286	
April	12,329	
May	12,334	
June	12,335	

### QUALITY

	Quantity	Base Number	Contract	AT	Region	England
% of FP17s for the same patient ID Re-attending within 3 months - Children	118	1,092	10.8%	10.1%	12.1%	11.5%
% of FP17s for the same patient ID Re-attending within 3 months - Adults	276	2,661	10.4%	13.4%	15.6%	15.4%
% of FP17s for the same patient ID Re-attending between 3 & 9 months - Children	645	1,092	59.1%	63.4%	61.2%	59.7%
% of FP17s for the same patient ID Re-attending between 3 & 9 months - Adults	1,316	2,661	49.5%	56.9%	54.3%	51.7%
% of FP17s for Band 1 Urgent Courses	194	3,394	5.7%	7.5%	9.1%	9.2%
% of FP17s Relating to Free Repair or Replacements	7	3,394	0.2%	0.9%	0.9%	0.7%
% of FP17s Relating to Continuations	5	3,394	0.1%	0.9%	1.0%	0.8%
% of Patients satisfied with the dentistry they have received	0	0	N/A	94.6%	94.4%	93.5%
% of Patients satisfied with the time they had to wait for an appointment	0	0	N/A	86.1%	88.1%	87.4%

\* This is based on patients treated on this contract for their most recent course of treatment. Figures in italics indicate the base number of FP17s or Patient Questionnaire responses are less than 100. N/A is shown where the base number of responses is less than 10 during the period. % is calculated as Quantity/Base number\*100

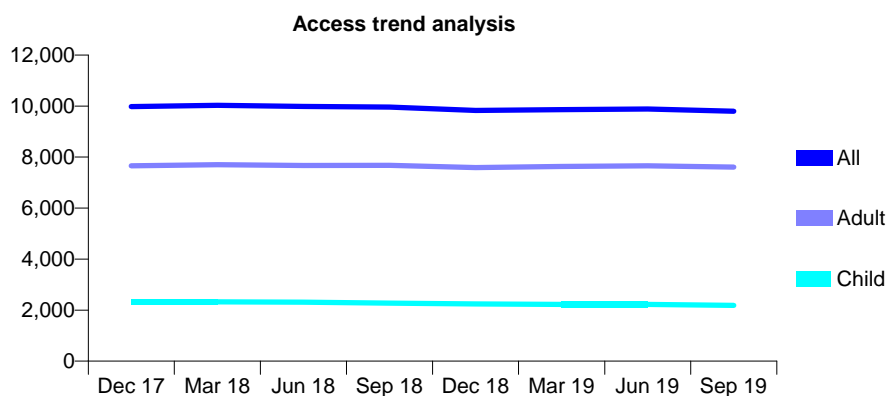
## Q52 - Vital Signs At a Glance Contract Report for 842400/0001 - September 2019

Name or company name	MR PR ELLUL
Contract type name	GDS Contract
Purpose of contract	General
Contract start date	01/04/2006
Contract end date	

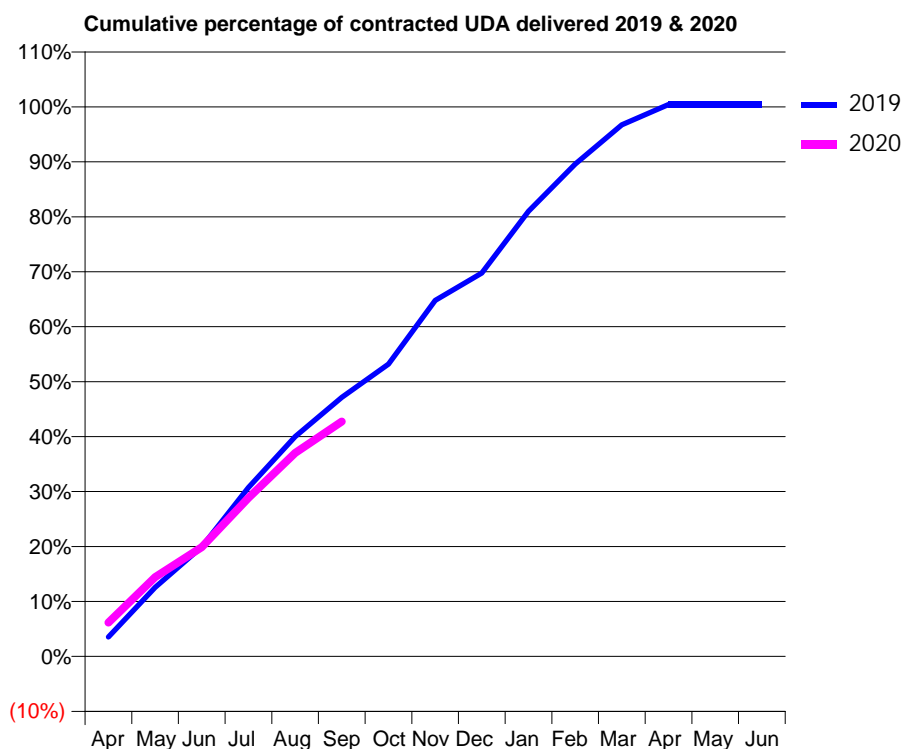
19/20 Contracted general activity (UDA)	24,500
Carry forward general activity (UDA)	-107
19/20 Contracted orthodontic activity (UOA)	0
Carry forward orthodontic activity (UOA)	0
Baseline contract value	£739,959.72

### ACCESS\*

Patients seen in 24 months	Total	Change since previous quarter
Quarter ending September 2018	9,956	
Quarter ending December 2018	9,830	↓
Quarter ending March 2019	9,858	→
Quarter ending June 2019	9,886	→
Quarter ending September 2019	9,796	→
<b>Variance since September 2018</b>	<b>(1.6%)</b>	<b>↓</b>



### ACTIVITY



Month	2019	2020
April	873	1,513
May	3,077	3,536
June	4,881	4,870
July	7,528	7,064
August	9,801	9,078
September	11,550	10,470
October	13,028	
November	15,869	
December	17,089	
January	19,843	
February	21,945	
March	23,703	
April	24,603	
May	24,607	
June	24,607	

### QUALITY

	Quantity	Base Number	Contract	AT	Region	England
% of FP17s for the same patient ID Re-attending within 3 months - Children	92	1,665	5.5%	10.1%	12.1%	11.5%
% of FP17s for the same patient ID Re-attending within 3 months - Adults	714	5,598	12.8%	13.4%	15.6%	15.4%
% of FP17s for the same patient ID Re-attending between 3 & 9 months - Children	1,143	1,665	68.6%	63.4%	61.2%	59.7%
% of FP17s for the same patient ID Re-attending between 3 & 9 months - Adults	3,401	5,598	60.8%	56.9%	54.3%	51.7%
% of FP17s for Band 1 Urgent Courses	517	6,095	8.5%	7.5%	9.1%	9.2%
% of FP17s Relating to Free Repair or Replacements	50	6,095	0.8%	0.9%	0.9%	0.7%
% of FP17s Relating to Continuations	11	6,095	0.2%	0.9%	1.0%	0.8%
% of Patients satisfied with the dentistry they have received	2	2	N/A	94.6%	94.4%	93.5%
% of Patients satisfied with the time they had to wait for an appointment	2	2	N/A	86.1%	88.1%	87.4%

\* This is based on patients treated on this contract for their most recent course of treatment. Figures in italics indicate the base number of FP17s or Patient Questionnaire responses are less than 100. N/A is shown where the base number of responses is less than 10 during the period. % is calculated as Quantity/Base number\*100

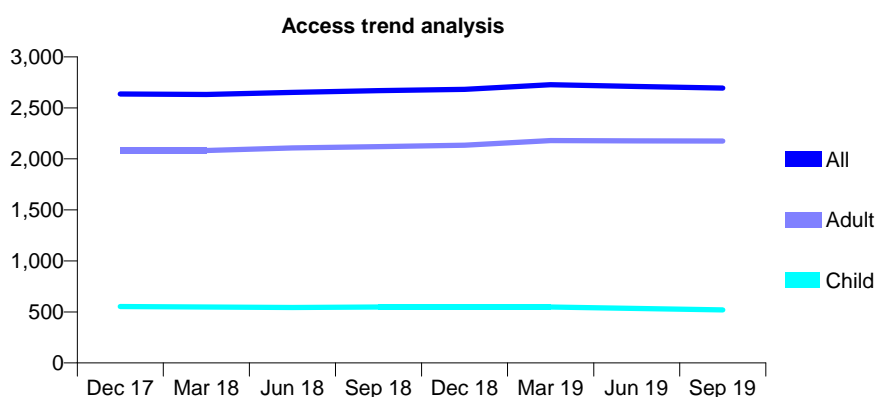
## Q52 - Vital Signs At a Glance Contract Report for 842443/0001 - September 2019

Name or company name	MR GS GILLER
Contract type name	GDS Contract
Purpose of contract	General
Contract start date	01/04/2006
Contract end date	

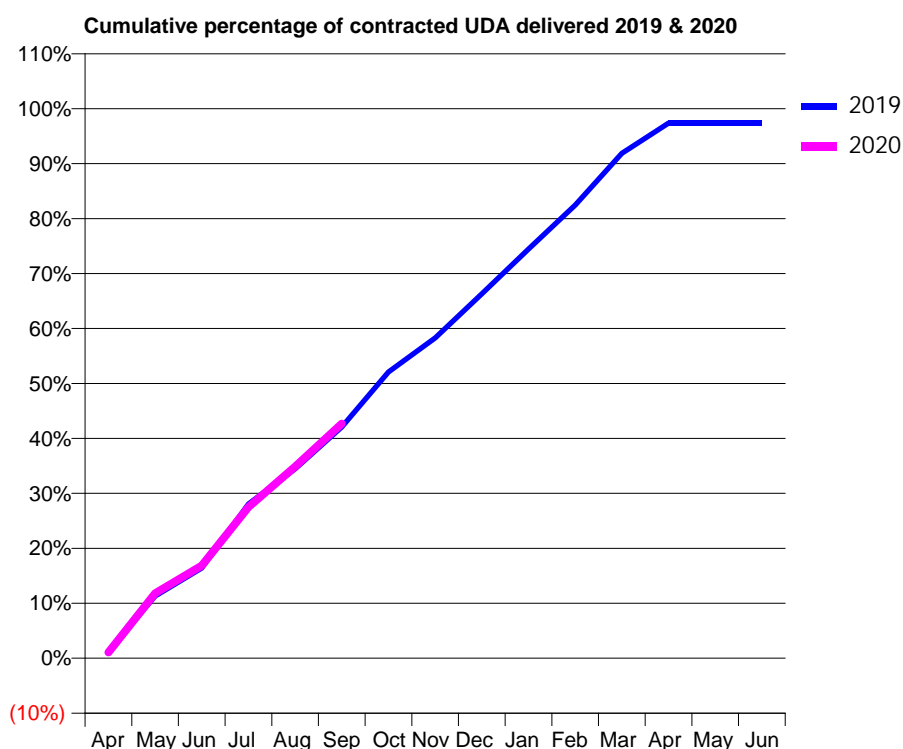
19/20 Contracted general activity (UDA)	9,355
Carry forward general activity (UDA)	246
19/20 Contracted orthodontic activity (UOA)	0
Carry forward orthodontic activity (UOA)	0
Baseline contract value	£220,515.18

### ACCESS\*

Patients seen in 24 months	Total	Change since previous quarter
Quarter ending September 2018	2,668	
Quarter ending December 2018	2,682	→
Quarter ending March 2019	2,728	→
Quarter ending June 2019	2,711	→
Quarter ending September 2019	2,693	→
<b>Variance since September 2018</b>	<b>0.9%</b>	<b>→</b>



### ACTIVITY



Month	2019	2020
April	115	102
May	1,059	1,105
June	1,535	1,576
July	2,625	2,573
August	3,226	3,263
September	3,936	3,991
October	4,874	
November	5,452	
December	6,202	
January	6,967	
February	7,712	
March	8,593	
April	9,109	
May	9,109	
June	9,109	

### QUALITY

	Quantity	Base Number	Contract	AT	Region	England
% of FP17s for the same patient ID Re-attending within 3 months - Children	36	422	8.5%	10.1%	12.1%	11.5%
% of FP17s for the same patient ID Re-attending within 3 months - Adults	308	1,911	16.1%	13.4%	15.6%	15.4%
% of FP17s for the same patient ID Re-attending between 3 & 9 months - Children	298	422	70.6%	63.4%	61.2%	59.7%
% of FP17s for the same patient ID Re-attending between 3 & 9 months - Adults	1,254	1,911	65.6%	56.9%	54.3%	51.7%
% of FP17s for Band 1 Urgent Courses	121	2,103	5.8%	7.5%	9.1%	9.2%
% of FP17s Relating to Free Repair or Replacements	37	2,103	1.8%	0.9%	0.9%	0.7%
% of FP17s Relating to Continuations	62	2,103	2.9%	0.9%	1.0%	0.8%
% of Patients satisfied with the dentistry they have received	1	1	N/A	94.6%	94.4%	93.5%
% of Patients satisfied with the time they had to wait for an appointment	1	1	N/A	86.1%	88.1%	87.4%

\* This is based on patients treated on this contract for their most recent course of treatment.

Figures in italics indicate the base number of FP17s or Patient Questionnaire responses are less than 100. N/A is shown where the base number of responses is less than 10 during the period. % is calculated as Quantity/Base number\*100

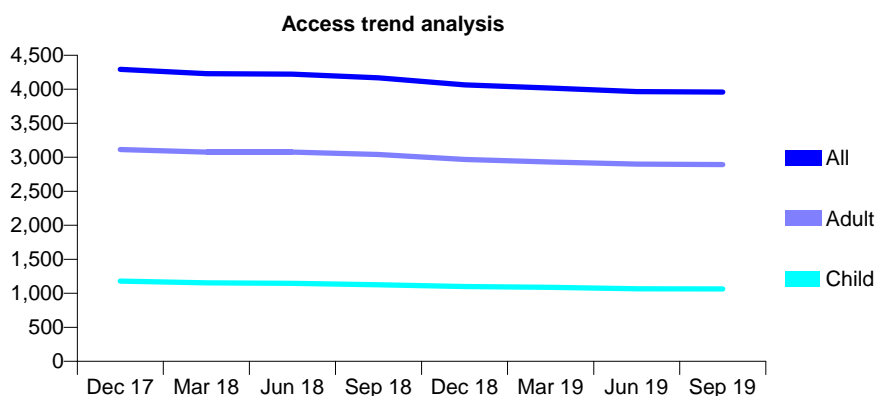
## Q52 - Vital Signs At a Glance Contract Report for 844098/0001 - September 2019

Name or company name	MR AM QAYYUM
Contract type name	GDS Contract
Purpose of contract	General
Contract start date	01/04/2006
Contract end date	

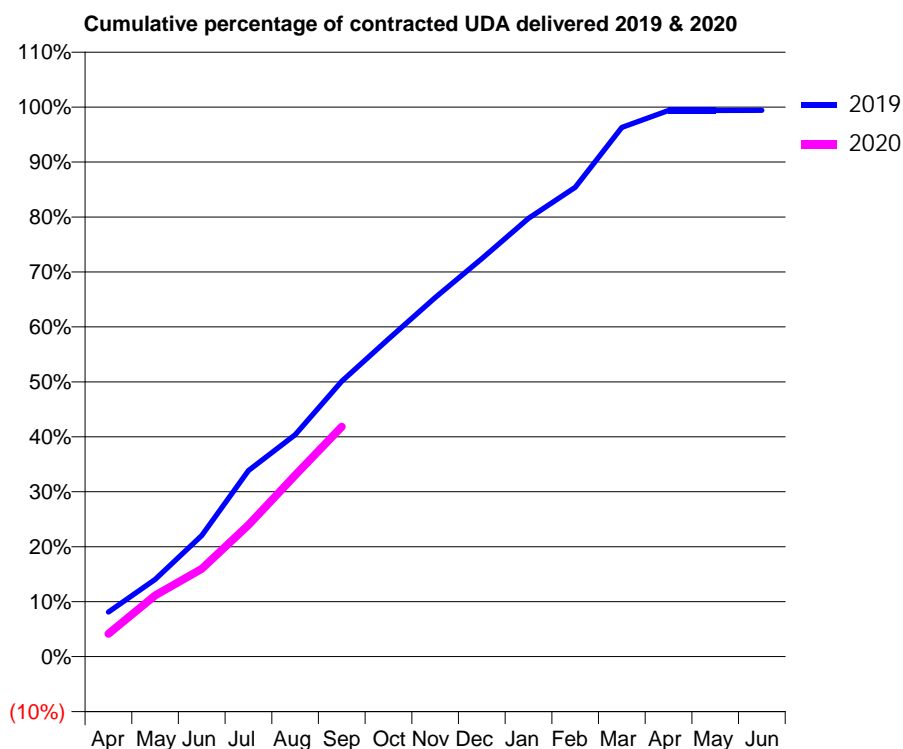
19/20 Contracted general activity (UDA)	11,929
Carry forward general activity (UDA)	71
19/20 Contracted orthodontic activity (UOA)	0
Carry forward orthodontic activity (UOA)	0
Baseline contract value	£391,338.71

### ACCESS\*

Patients seen in 24 months	Total	Change since previous quarter
Quarter ending September 2018	4,167	
Quarter ending December 2018	4,066	↓
Quarter ending March 2019	4,017	↓
Quarter ending June 2019	3,966	↓
Quarter ending September 2019	3,957	→
<b>Variance since September 2018</b>	<b>(5.0%)</b>	<b>↓</b>



### ACTIVITY



Month	Adjusted Scheduled Activity (UDA)	
	2019	2020
April	968	495
May	1,678	1,331
June	2,628	1,906
July	4,040	2,859
August	4,819	3,940
September	5,976	4,988
October	6,893	
November	7,795	
December	8,637	
January	9,514	
February	10,189	
March	11,488	
April	11,855	
May	11,855	
June	11,858	

### QUALITY

	Quantity	Base Number	Contract	AT	Region	England
% of FP17s for the same patient ID Re-attending within 3 months - Children	51	821	6.2%	10.1%	12.1%	11.5%
% of FP17s for the same patient ID Re-attending within 3 months - Adults	356	2,302	15.5%	13.4%	15.6%	15.4%
% of FP17s for the same patient ID Re-attending between 3 & 9 months - Children	491	821	59.8%	63.4%	61.2%	59.7%
% of FP17s for the same patient ID Re-attending between 3 & 9 months - Adults	1,447	2,302	62.9%	56.9%	54.3%	51.7%
% of FP17s for Band 1 Urgent Courses	267	2,936	9.1%	7.5%	9.1%	9.2%
% of FP17s Relating to Free Repair or Replacements	66	2,936	2.2%	0.9%	0.9%	0.7%
% of FP17s Relating to Continuations	38	2,936	1.3%	0.9%	1.0%	0.8%
% of Patients satisfied with the dentistry they have received	2	2	N/A	94.6%	94.4%	93.5%
% of Patients satisfied with the time they had to wait for an appointment	2	2	N/A	86.1%	88.1%	87.4%

\* This is based on patients treated on this contract for their most recent course of treatment. Figures in italics indicate the base number of FP17s or Patient Questionnaire responses are less than 100. N/A is shown where the base number of responses is less than 10 during the period. % is calculated as Quantity/Base number\*100



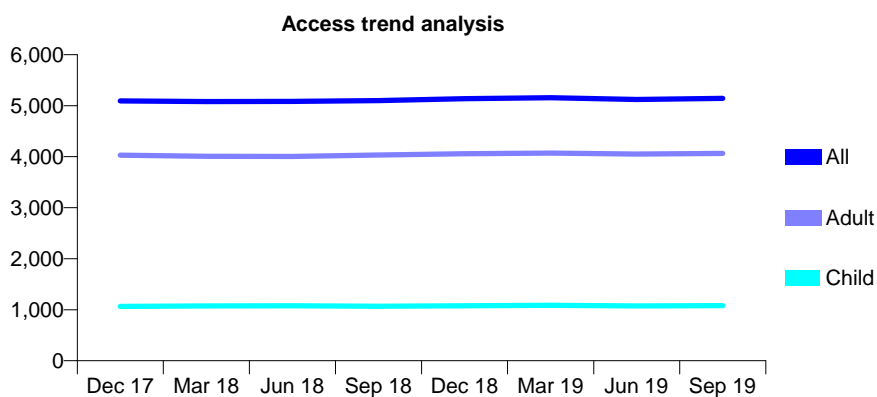
## Q52 - Vital Signs At a Glance Contract Report for 847194/0001 - September 2019

Name or company name	MR MJ MILLICAN
Contract type name	GDS Contract
Purpose of contract	General
Contract start date	01/04/2006
Contract end date	

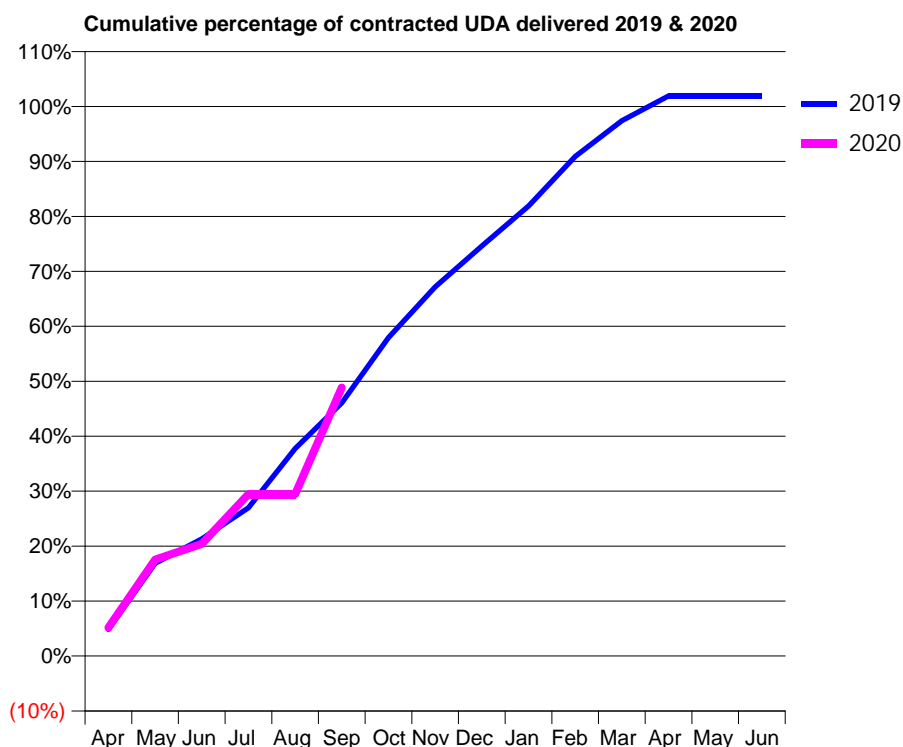
19/20 Contracted general activity (UDA)	14,000
Carry forward general activity (UDA)	-268
19/20 Contracted orthodontic activity (UOA)	0
Carry forward orthodontic activity (UOA)	0
Baseline contract value	£446,140.77

### ACCESS\*

Patients seen in 24 months	Total	Change since previous quarter
Quarter ending September 2018	5,099	
Quarter ending December 2018	5,139	→
Quarter ending March 2019	5,156	→
Quarter ending June 2019	5,122	→
Quarter ending September 2019	5,144	→
<b>Variance since September 2018</b>	<b>0.9%</b>	<b>→</b>



### ACTIVITY



Month	Adjusted Scheduled Activity (UDA)	
	2019	2020
April	676	727
May	2,364	2,459
June	2,982	2,855
July	3,777	4,126
August	5,288	4,126
September	6,449	6,839
October	8,110	
November	9,403	
December	10,443	
January	11,462	
February	12,725	
March	13,635	
April	14,269	
May	14,269	
June	14,269	

### QUALITY

	Quantity	Base Number	Contract	AT	Region	England
% of FP17s for the same patient ID Re-attending within 3 months - Children	52	936	5.6%	10.1%	12.1%	11.5%
% of FP17s for the same patient ID Re-attending within 3 months - Adults	342	3,498	9.8%	13.4%	15.6%	15.4%
% of FP17s for the same patient ID Re-attending between 3 & 9 months - Children	662	936	70.7%	63.4%	61.2%	59.7%
% of FP17s for the same patient ID Re-attending between 3 & 9 months - Adults	2,377	3,498	68.0%	56.9%	54.3%	51.7%
% of FP17s for Band 1 Urgent Courses	266	4,066	6.5%	7.5%	9.1%	9.2%
% of FP17s Relating to Free Repair or Replacements	5	4,066	0.1%	0.9%	0.9%	0.7%
% of FP17s Relating to Continuations	35	4,066	0.9%	0.9%	1.0%	0.8%
% of Patients satisfied with the dentistry they have received	1	1	N/A	94.6%	94.4%	93.5%
% of Patients satisfied with the time they had to wait for an appointment	1	1	N/A	86.1%	88.1%	87.4%

\* This is based on patients treated on this contract for their most recent course of treatment. Figures in italics indicate the base number of FP17s or Patient Questionnaire responses are less than 100. N/A is shown where the base number of responses is less than 10 during the period. % is calculated as Quantity/Base number\*100

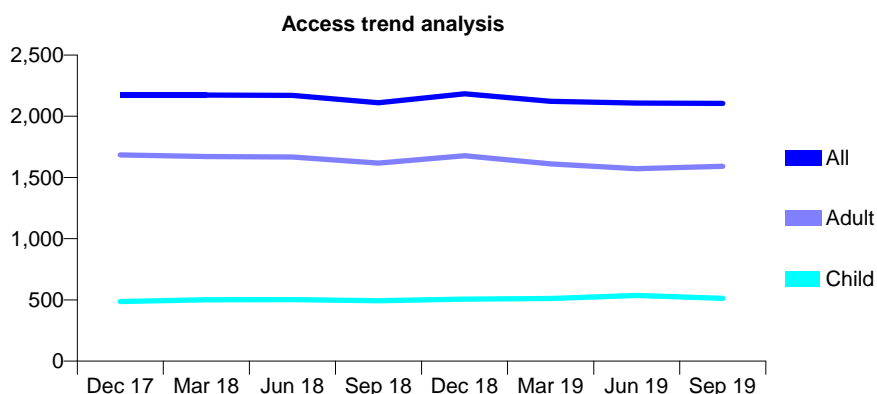
## Q52 - Vital Signs At a Glance Contract Report for 852538/0001 - September 2019

Name or company name	MISS NK KHROUD
Contract type name	PDS Contract
Purpose of contract	General
Contract start date	23/05/2012
Contract end date	22/05/2022

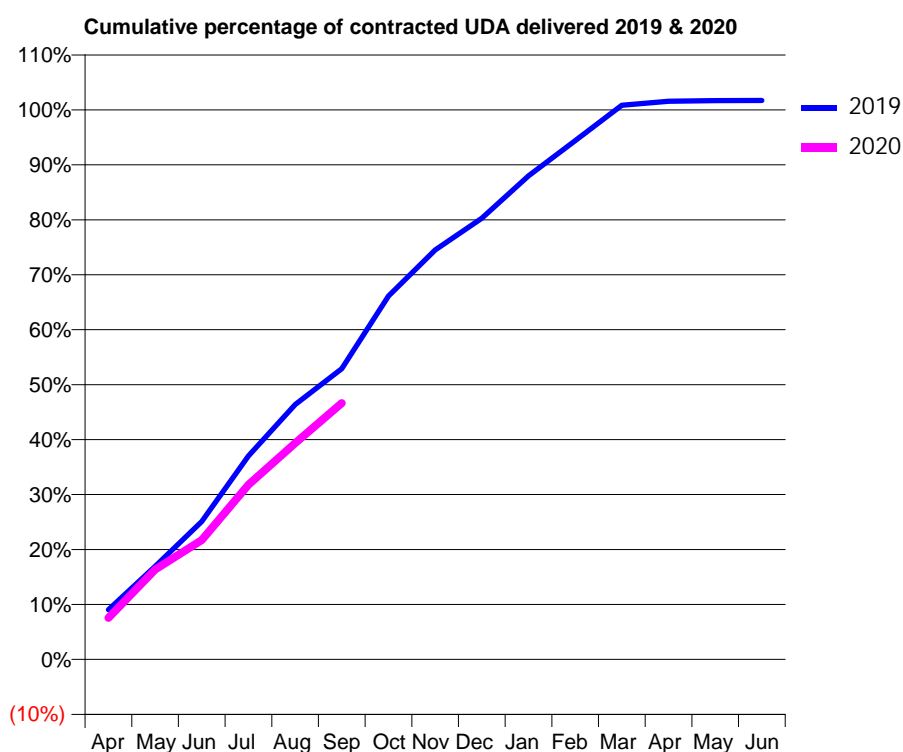
19/20 Contracted general activity (UDA)	5,591
Carry forward general activity (UDA)	-96
19/20 Contracted orthodontic activity (UOA)	0
Carry forward orthodontic activity (UOA)	0
Baseline contract value	£171,542.39

### ACCESS\*

Patients seen in 24 months	Total	Change since previous quarter
Quarter ending September 2018	2,111	
Quarter ending December 2018	2,184	↑
Quarter ending March 2019	2,123	↓
Quarter ending June 2019	2,107	→
Quarter ending September 2019	2,105	→
<b>Variance since September 2018</b>	<b>(0.3%)</b>	→



### ACTIVITY



Month	2019	2020
April	505	423
May	947	914
June	1,402	1,214
July	2,070	1,778
August	2,593	2,200
September	2,959	2,608
October	3,697	
November	4,166	
December	4,488	
January	4,920	
February	5,277	
March	5,638	
April	5,678	
May	5,686	
June	5,687	

### QUALITY

	Quantity	Base Number	Contract	AT	Region	England
% of FP17s for the same patient ID Re-attending within 3 months - Children	89	544	16.4%	10.1%	12.1%	11.5%
% of FP17s for the same patient ID Re-attending within 3 months - Adults	92	1,124	8.2%	13.4%	15.6%	15.4%
% of FP17s for the same patient ID Re-attending between 3 & 9 months - Children	339	544	62.3%	63.4%	61.2%	59.7%
% of FP17s for the same patient ID Re-attending between 3 & 9 months - Adults	752	1,124	66.9%	56.9%	54.3%	51.7%
% of FP17s for Band 1 Urgent Courses	54	1,630	3.3%	7.5%	9.1%	9.2%
% of FP17s Relating to Free Repair or Replacements	29	1,630	1.8%	0.9%	0.9%	0.7%
% of FP17s Relating to Continuations	4	1,630	0.2%	0.9%	1.0%	0.8%
% of Patients satisfied with the dentistry they have received	0	0	N/A	94.6%	94.4%	93.5%
% of Patients satisfied with the time they had to wait for an appointment	0	0	N/A	86.1%	88.1%	87.4%

\* This is based on patients treated on this contract for their most recent course of treatment. Figures in italics indicate the base number of FP17s or Patient Questionnaire responses are less than 100. N/A is shown where the base number of responses is less than 10 during the period. % is calculated as Quantity/Base number\*100

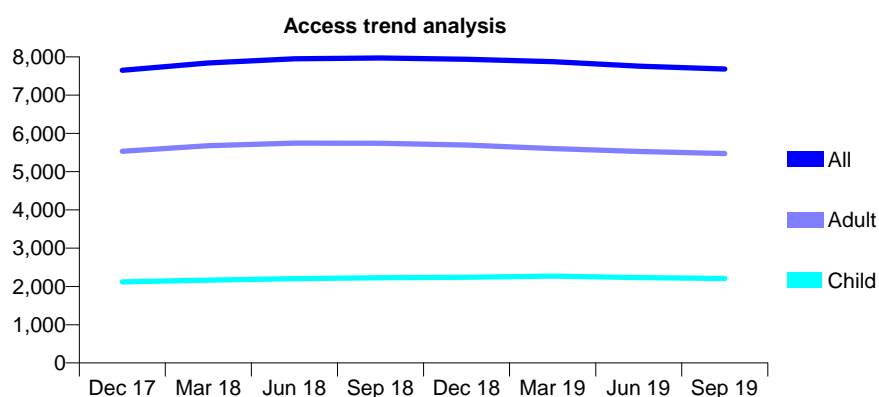
## Q52 - Vital Signs At a Glance Contract Report for 854093/0001 - September 2019

Name or company name	MR A HUSSAIN
Contract type name	GDS Contract
Purpose of contract	General
Contract start date	01/04/2006
Contract end date	

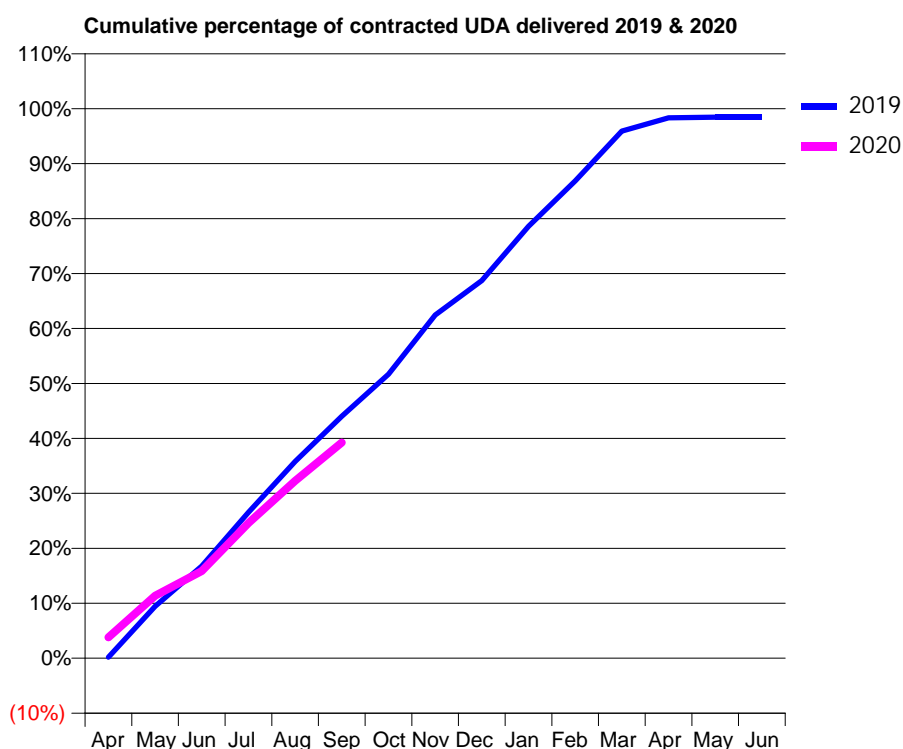
19/20 Contracted general activity (UDA)	21,783
Carry forward general activity (UDA)	341
19/20 Contracted orthodontic activity (UOA)	0
Carry forward orthodontic activity (UOA)	0
Baseline contract value	£838,926.94

### ACCESS\*

Patients seen in 24 months	Total	Change since previous quarter
Quarter ending September 2018	7,970	
Quarter ending December 2018	7,936	→
Quarter ending March 2019	7,872	→
Quarter ending June 2019	7,758	↓
Quarter ending September 2019	7,682	→
<b>Variance since September 2018</b>	<b>(3.6%)</b>	<b>↓</b>



### ACTIVITY



Month	2019	2020
April	45	827
May	2,059	2,479
June	3,649	3,453
July	5,780	5,356
August	7,798	7,035
September	9,591	8,548
October	11,259	
November	13,601	
December	14,967	
January	17,119	
February	18,921	
March	20,892	
April	21,422	
May	21,442	
June	21,442	

### QUALITY

	Quantity	Base Number	Contract	AT	Region	England
% of FP17s for the same patient ID Re-attending within 3 months - Children	198	1,714	11.6%	10.1%	12.1%	11.5%
% of FP17s for the same patient ID Re-attending within 3 months - Adults	515	3,396	15.2%	13.4%	15.6%	15.4%
% of FP17s for the same patient ID Re-attending between 3 & 9 months - Children	1,057	1,714	61.7%	63.4%	61.2%	59.7%
% of FP17s for the same patient ID Re-attending between 3 & 9 months - Adults	2,012	3,396	59.2%	56.9%	54.3%	51.7%
% of FP17s for Band 1 Urgent Courses	475	4,845	9.8%	7.5%	9.1%	9.2%
% of FP17s Relating to Free Repair or Replacements	61	4,845	1.3%	0.9%	0.9%	0.7%
% of FP17s Relating to Continuations	13	4,845	0.3%	0.9%	1.0%	0.8%
% of Patients satisfied with the dentistry they have received	2	2	N/A	94.6%	94.4%	93.5%
% of Patients satisfied with the time they had to wait for an appointment	2	2	N/A	86.1%	88.1%	87.4%

\* This is based on patients treated on this contract for their most recent course of treatment.

Figures in italics indicate the base number of FP17s or Patient Questionnaire responses are less than 100. N/A is shown where the base number of responses is less than 10 during the period. % is calculated as Quantity/Base number\*100

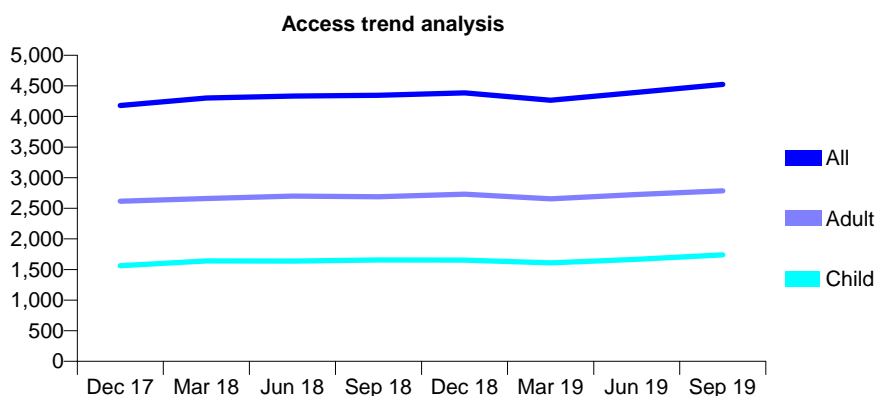
## Q52 - Vital Signs At a Glance Contract Report for 854093/0005 - September 2019

Name or company name	MR A HUSSAIN
Contract type name	GDS Contract
Purpose of contract	General
Contract start date	06/10/2012
Contract end date	

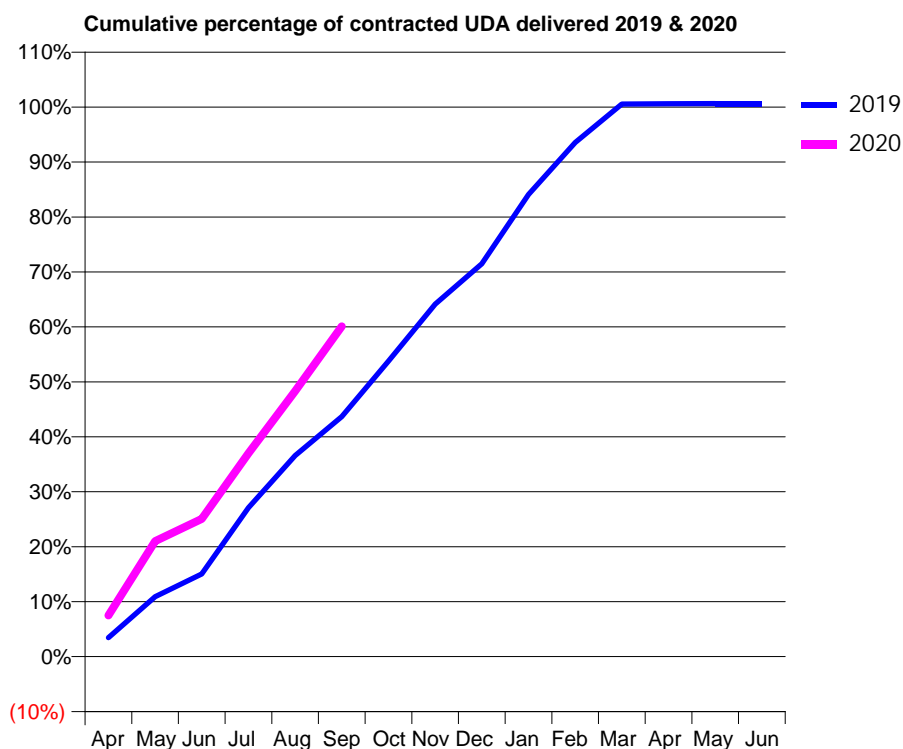
19/20 Contracted general activity (UDA)	15,340
Carry forward general activity (UDA)	0
19/20 Contracted orthodontic activity (UOA)	0
Carry forward orthodontic activity (UOA)	0
Baseline contract value	£503,262.39

### ACCESS\*

Patients seen in 24 months	Total	Change since previous quarter
Quarter ending September 2018	4,346	
Quarter ending December 2018	4,386	→
Quarter ending March 2019	4,265	↓
Quarter ending June 2019	4,394	↑
Quarter ending September 2019	4,524	↑
<b>Variance since September 2018</b>	<b>4.1%</b>	<b>↑</b>



### ACTIVITY



Month	Adjusted Scheduled Activity (UDA)	
	2019	2020
April	532	1,154
May	1,674	3,225
June	2,305	3,843
July	4,158	5,674
August	5,615	7,412
September	6,700	9,220
October	8,249	
November	9,839	
December	10,965	
January	12,899	
February	14,352	
March	15,423	
April	15,433	
May	15,434	
June	15,434	

### QUALITY

	Quantity	Base Number	Contract	AT	Region	England
% of FP17s for the same patient ID Re-attending within 3 months - Children	161	1,624	9.9%	10.1%	12.1%	11.5%
% of FP17s for the same patient ID Re-attending within 3 months - Adults	431	2,471	17.4%	13.4%	15.6%	15.4%
% of FP17s for the same patient ID Re-attending between 3 & 9 months - Children	1,010	1,624	62.2%	63.4%	61.2%	59.7%
% of FP17s for the same patient ID Re-attending between 3 & 9 months - Adults	1,417	2,471	57.3%	56.9%	54.3%	51.7%
% of FP17s for Band 1 Urgent Courses	249	4,088	6.1%	7.5%	9.1%	9.2%
% of FP17s Relating to Free Repair or Replacements	20	4,088	0.5%	0.9%	0.9%	0.7%
% of FP17s Relating to Continuations	13	4,088	0.3%	0.9%	1.0%	0.8%
% of Patients satisfied with the dentistry they have received	2	2	N/A	94.6%	94.4%	93.5%
% of Patients satisfied with the time they had to wait for an appointment	2	2	N/A	86.1%	88.1%	87.4%

\* This is based on patients treated on this contract for their most recent course of treatment. Figures in italics indicate the base number of FP17s or Patient Questionnaire responses are less than 100. N/A is shown where the base number of responses is less than 10 during the period. % is calculated as Quantity/Base number\*100

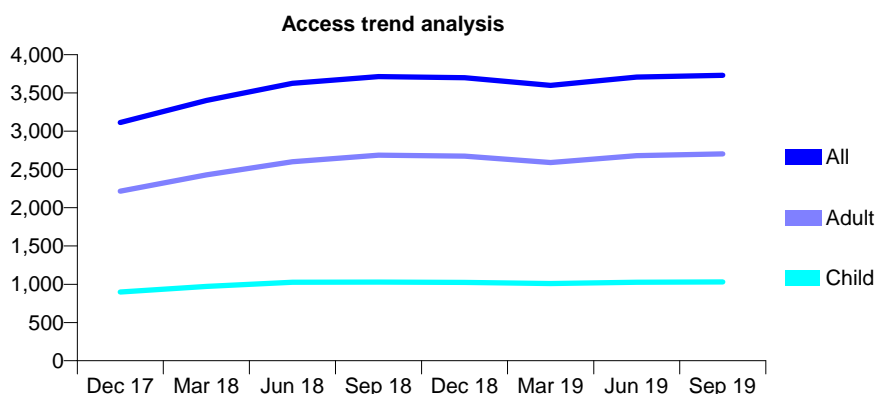
## Q52 - Vital Signs At a Glance Contract Report for 854093/0006 - September 2019

Name or company name	MR A HUSSAIN
Contract type name	GDS Contract
Purpose of contract	General
Contract start date	01/02/2013
Contract end date	

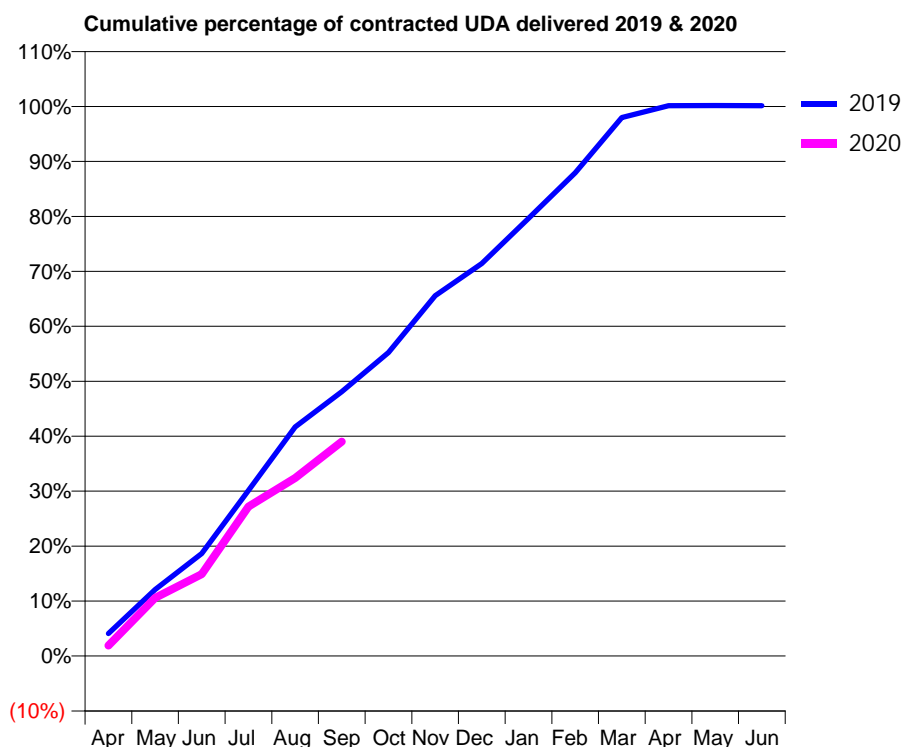
19/20 Contracted general activity (UDA)	10,865
Carry forward general activity (UDA)	-16
19/20 Contracted orthodontic activity (UOA)	0
Carry forward orthodontic activity (UOA)	0
Baseline contract value	£362,844.56

### ACCESS\*

Patients seen in 24 months	Total	Change since previous quarter
Quarter ending September 2018	3,713	
Quarter ending December 2018	3,699	→
Quarter ending March 2019	3,598	↓
Quarter ending June 2019	3,706	↑
Quarter ending September 2019	3,731	→
<b>Variance since September 2018</b>	<b>0.5%</b>	<b>→</b>



### ACTIVITY



Month	Adjusted Scheduled Activity (UDA)	
	2019	2020
April	445	207
May	1,316	1,150
June	2,027	1,617
July	3,273	2,955
August	4,528	3,522
September	5,227	4,237
October	6,002	
November	7,124	
December	7,760	
January	8,653	
February	9,554	
March	10,646	
April	10,880	
May	10,882	
June	10,881	

### QUALITY

	Quantity	Base Number	Contract	AT	Region	England
% of FP17s for the same patient ID Re-attending within 3 months - Children	51	741	6.9%	10.1%	12.1%	11.5%
% of FP17s for the same patient ID Re-attending within 3 months - Adults	210	1,677	12.5%	13.4%	15.6%	15.4%
% of FP17s for the same patient ID Re-attending between 3 & 9 months - Children	494	741	66.7%	63.4%	61.2%	59.7%
% of FP17s for the same patient ID Re-attending between 3 & 9 months - Adults	971	1,677	57.9%	56.9%	54.3%	51.7%
% of FP17s for Band 1 Urgent Courses	233	2,287	10.2%	7.5%	9.1%	9.2%
% of FP17s Relating to Free Repair or Replacements	25	2,287	1.1%	0.9%	0.9%	0.7%
% of FP17s Relating to Continuations	13	2,287	0.6%	0.9%	1.0%	0.8%
% of Patients satisfied with the dentistry they have received	0	0	N/A	94.6%	94.4%	93.5%
% of Patients satisfied with the time they had to wait for an appointment	0	0	N/A	86.1%	88.1%	87.4%

\* This is based on patients treated on this contract for their most recent course of treatment. Figures in italics indicate the base number of FP17s or Patient Questionnaire responses are less than 100. N/A is shown where the base number of responses is less than 10 during the period. % is calculated as Quantity/Base number\*100

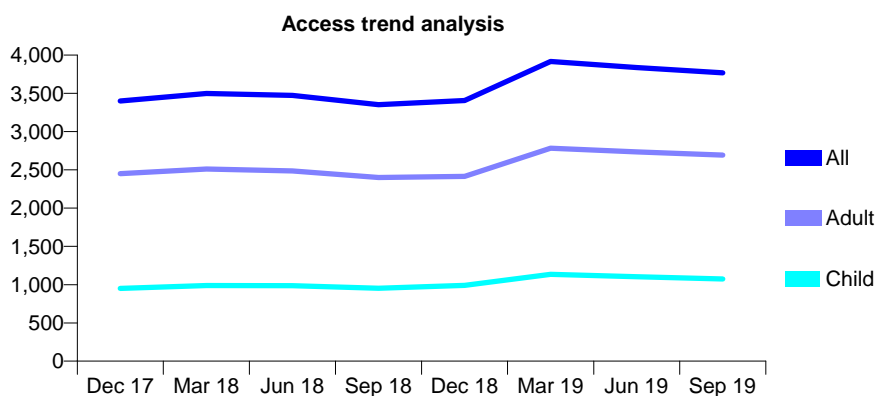
## Q52 - Vital Signs At a Glance Contract Report for 854549/0002 - September 2019

Name or company name	The Parade Dental
Contract type name	GDS Contract
Purpose of contract	General
Contract start date	02/11/2009
Contract end date	

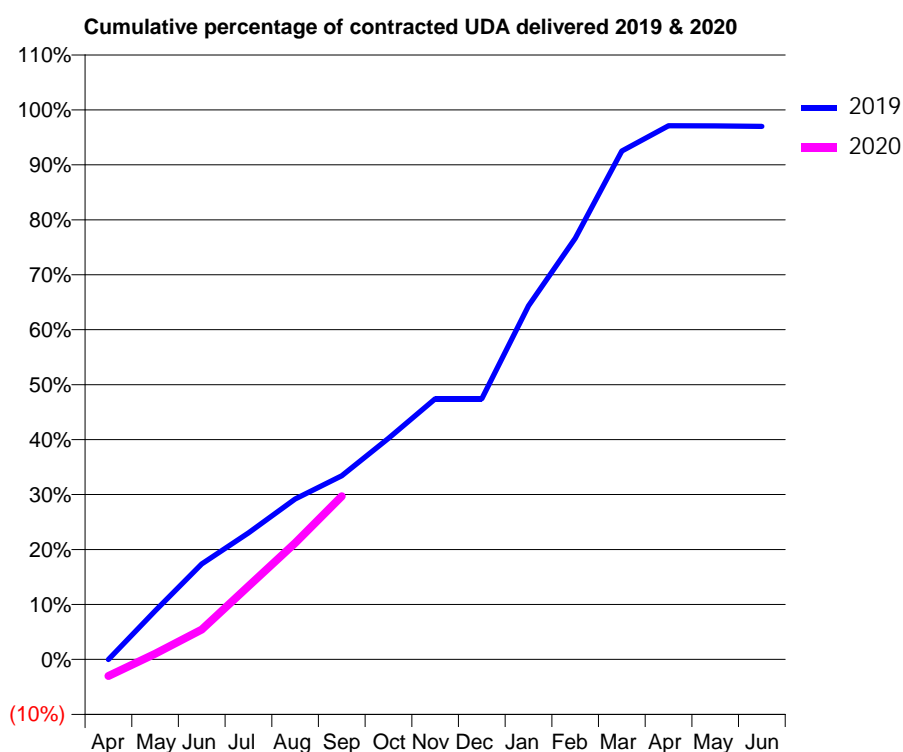
19/20 Contracted general activity (UDA)	14,000
Carry forward general activity (UDA)	423
19/20 Contracted orthodontic activity (UOA)	0
Carry forward orthodontic activity (UOA)	0
Baseline contract value	£341,944.41

### ACCESS\*

Patients seen in 24 months	Total	Change since previous quarter
Quarter ending September 2018	3,352	
Quarter ending December 2018	3,406	→
Quarter ending March 2019	3,918	↑
Quarter ending June 2019	3,837	↓
Quarter ending September 2019	3,768	↓
<b>Variance since September 2018</b>	<b>12.4%</b>	<b>↑</b>



### ACTIVITY



Month	2019	2020
April	-7	-423
May	1,240	146
June	2,434	759
July	3,224	1,866
August	4,089	2,968
September	4,680	4,157
October	5,631	
November	6,640	
December	6,640	
January	9,007	
February	10,732	
March	12,950	
April	13,594	
May	13,590	
June	13,577	

### QUALITY

	Quantity	Base Number	Contract	AT	Region	England
% of FP17s for the same patient ID Re-attending within 3 months - Children	37	685	5.4%	10.1%	12.1%	11.5%
% of FP17s for the same patient ID Re-attending within 3 months - Adults	175	1,665	10.5%	13.4%	15.6%	15.4%
% of FP17s for the same patient ID Re-attending between 3 & 9 months - Children	482	685	70.4%	63.4%	61.2%	59.7%
% of FP17s for the same patient ID Re-attending between 3 & 9 months - Adults	1,131	1,665	67.9%	56.9%	54.3%	51.7%
% of FP17s for Band 1 Urgent Courses	107	2,132	5.0%	7.5%	9.1%	9.2%
% of FP17s Relating to Free Repair or Replacements	41	2,132	1.9%	0.9%	0.9%	0.7%
% of FP17s Relating to Continuations	13	2,132	0.6%	0.9%	1.0%	0.8%
% of Patients satisfied with the dentistry they have received	7	7	N/A	94.6%	94.4%	93.5%
% of Patients satisfied with the time they had to wait for an appointment	6	7	N/A	86.1%	88.1%	87.4%

\* This is based on patients treated on this contract for their most recent course of treatment. Figures in italics indicate the base number of FP17s or Patient Questionnaire responses are less than 100. N/A is shown where the base number of responses is less than 10 during the period. % is calculated as Quantity/Base number\*100

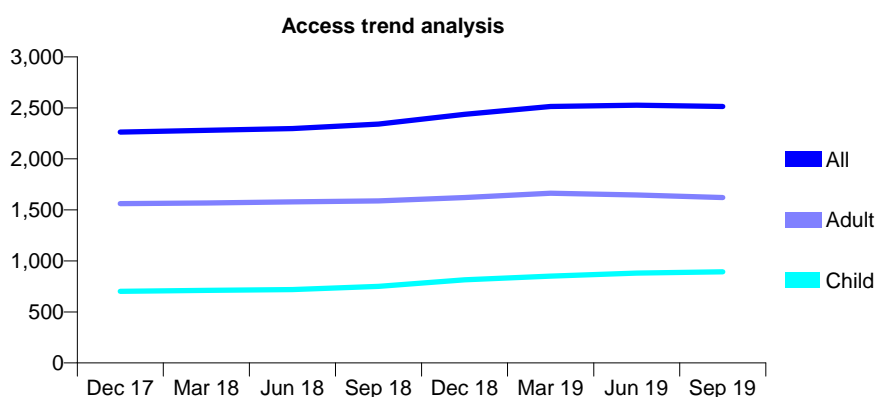
## Q52 - Vital Signs At a Glance Contract Report for 854549/0003 - September 2019

Name or company name	Mr S Bedford
Contract type name	GDS Contract
Purpose of contract	General
Contract start date	01/03/2010
Contract end date	

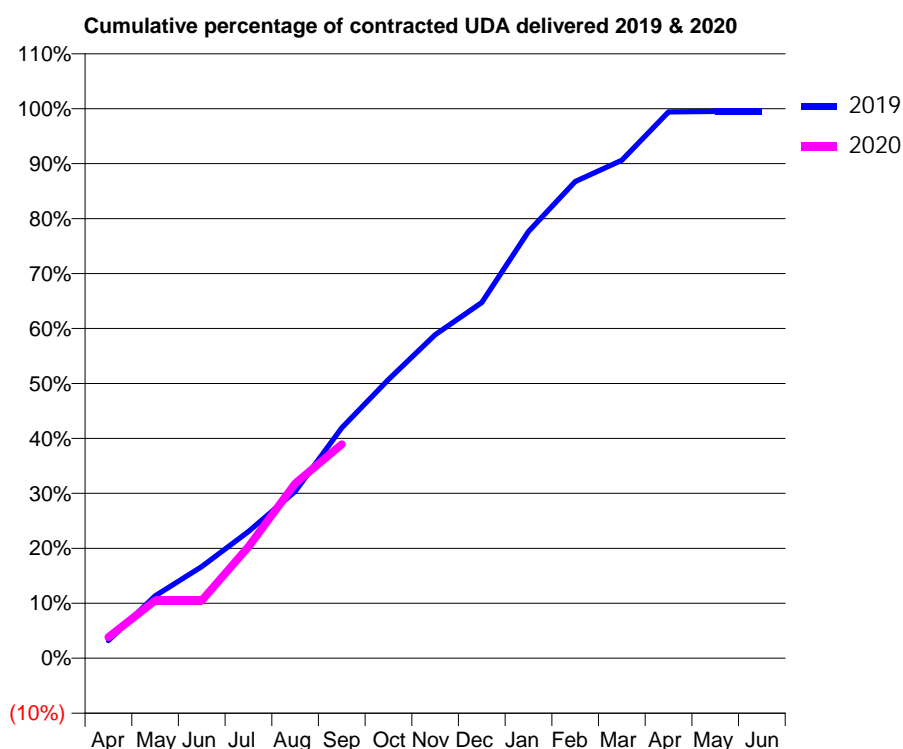
19/20 Contracted general activity (UDA)	7,000
Carry forward general activity (UDA)	35
19/20 Contracted orthodontic activity (UOA)	0
Carry forward orthodontic activity (UOA)	0
Baseline contract value	£174,842.19

### ACCESS\*

Patients seen in 24 months	Total	Change since previous quarter
Quarter ending September 2018	2,340	
Quarter ending December 2018	2,437	↑
Quarter ending March 2019	2,513	↑
Quarter ending June 2019	2,526	→
Quarter ending September 2019	2,514	→
<b>Variance since September 2018</b>	<b>7.4%</b>	<b>↑</b>



### ACTIVITY



Month	2019	2020
April	225	268
May	793	734
June	1,168	734
July	1,613	1,421
August	2,126	2,226
September	2,934	2,726
October	3,551	
November	4,120	
December	4,531	
January	5,435	
February	6,072	
March	6,344	
April	6,958	
May	6,965	
June	6,965	

### QUALITY

	Quantity	Base Number	Contract	AT	Region	England
% of FP17s for the same patient ID Re-attending within 3 months - Children	35	734	4.8%	10.1%	12.1%	11.5%
% of FP17s for the same patient ID Re-attending within 3 months - Adults	133	1,308	10.2%	13.4%	15.6%	15.4%
% of FP17s for the same patient ID Re-attending between 3 & 9 months - Children	496	734	67.6%	63.4%	61.2%	59.7%
% of FP17s for the same patient ID Re-attending between 3 & 9 months - Adults	901	1,308	68.9%	56.9%	54.3%	51.7%
% of FP17s for Band 1 Urgent Courses	103	1,712	6.0%	7.5%	9.1%	9.2%
% of FP17s Relating to Free Repair or Replacements	6	1,712	0.4%	0.9%	0.9%	0.7%
% of FP17s Relating to Continuations	5	1,712	0.3%	0.9%	1.0%	0.8%
% of Patients satisfied with the dentistry they have received	2	2	N/A	94.6%	94.4%	93.5%
% of Patients satisfied with the time they had to wait for an appointment	2	2	N/A	86.1%	88.1%	87.4%

\* This is based on patients treated on this contract for their most recent course of treatment. Figures in italics indicate the base number of FP17s or Patient Questionnaire responses are less than 100. N/A is shown where the base number of responses is less than 10 during the period. % is calculated as Quantity/Base number\*100

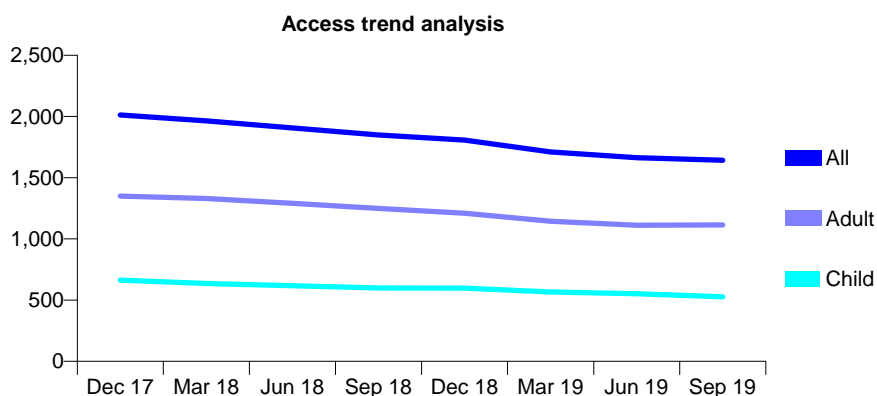
## Q52 - Vital Signs At a Glance Contract Report for 855464/0004 - September 2019

Name or company name	MR JA KHAN
Contract type name	GDS Contract
Purpose of contract	General
Contract start date	29/08/2012
Contract end date	

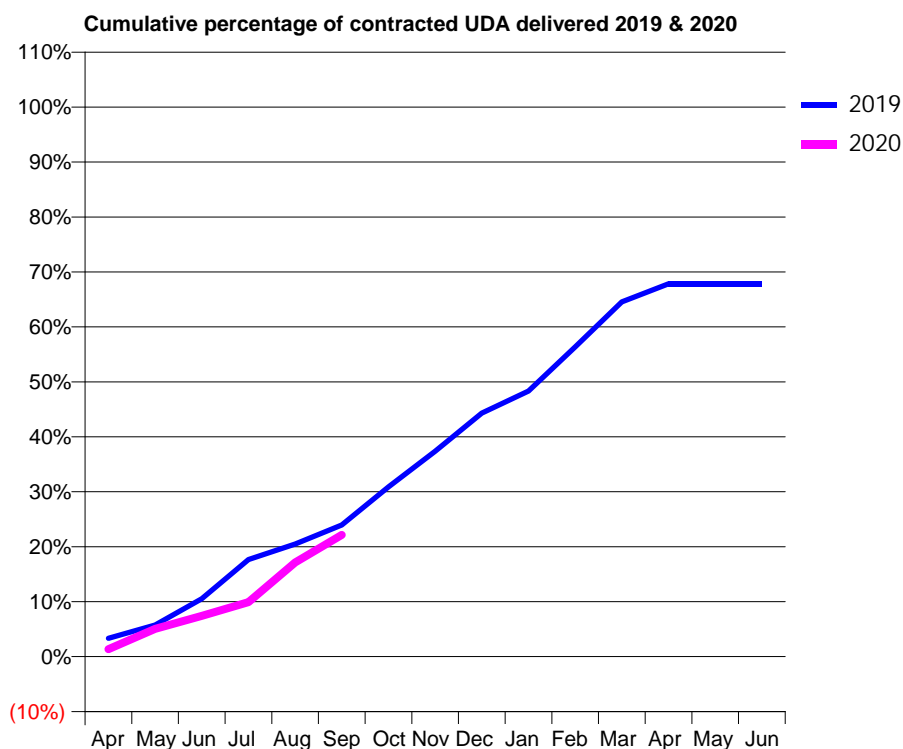
19/20 Contracted general activity (UDA)	5,250
Carry forward general activity (UDA)	0
19/20 Contracted orthodontic activity (UOA)	0
Carry forward orthodontic activity (UOA)	0
Baseline contract value	£145,976.75

### ACCESS\*

Patients seen in 24 months	Total	Change since previous quarter
Quarter ending September 2018	1,849	
Quarter ending December 2018	1,807	↓
Quarter ending March 2019	1,711	↓
Quarter ending June 2019	1,664	↓
Quarter ending September 2019	1,642	↓
<b>Variance since September 2018</b>	<b>(11.2%)</b>	<b>↓</b>



### ACTIVITY



Month	Adjusted Scheduled Activity (UDA)	
	2019	2020
April	176	70
May	303	266
June	552	390
July	927	521
August	1,076	900
September	1,258	1,162
October	1,622	
November	1,962	
December	2,326	
January	2,538	
February	2,958	
March	3,388	
April	3,561	
May	3,561	
June	3,561	

### QUALITY

	Quantity	Base Number	Contract	AT	Region	England
% of FP17s for the same patient ID Re-attending within 3 months - Children	13	306	4.2%	10.1%	12.1%	11.5%
% of FP17s for the same patient ID Re-attending within 3 months - Adults	34	442	7.7%	13.4%	15.6%	15.4%
% of FP17s for the same patient ID Re-attending between 3 & 9 months - Children	199	306	65.0%	63.4%	61.2%	59.7%
% of FP17s for the same patient ID Re-attending between 3 & 9 months - Adults	133	442	30.1%	56.9%	54.3%	51.7%
% of FP17s for Band 1 Urgent Courses	178	660	27.0%	7.5%	9.1%	9.2%
% of FP17s Relating to Free Repair or Replacements	1	660	0.2%	0.9%	0.9%	0.7%
% of FP17s Relating to Continuations	0	660	0.0%	0.9%	1.0%	0.8%
% of Patients satisfied with the dentistry they have received	0	0	N/A	94.6%	94.4%	93.5%
% of Patients satisfied with the time they had to wait for an appointment	0	0	N/A	86.1%	88.1%	87.4%

\* This is based on patients treated on this contract for their most recent course of treatment. Figures in italics indicate the base number of FP17s or Patient Questionnaire responses are less than 100. N/A is shown where the base number of responses is less than 10 during the period. % is calculated as Quantity/Base number\*100



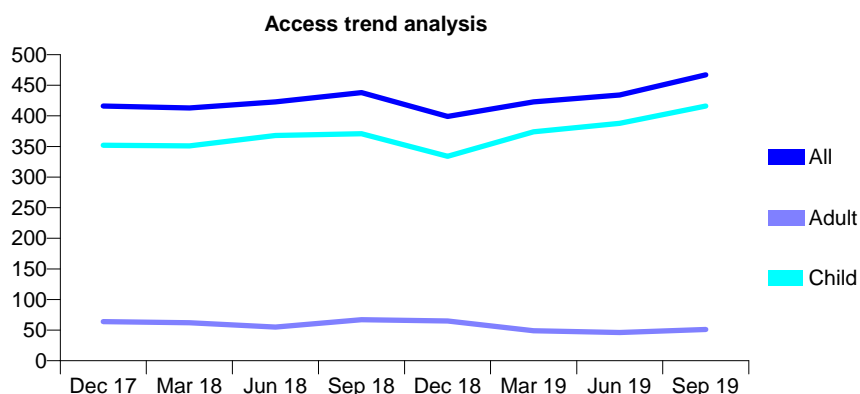
## Q52 - Vital Signs At a Glance Contract Report for 857564/0001 - September 2019

Name or company name	MR OD HIGGS
Contract type name	GDS Contract
Purpose of contract	General
Contract start date	15/09/2006
Contract end date	

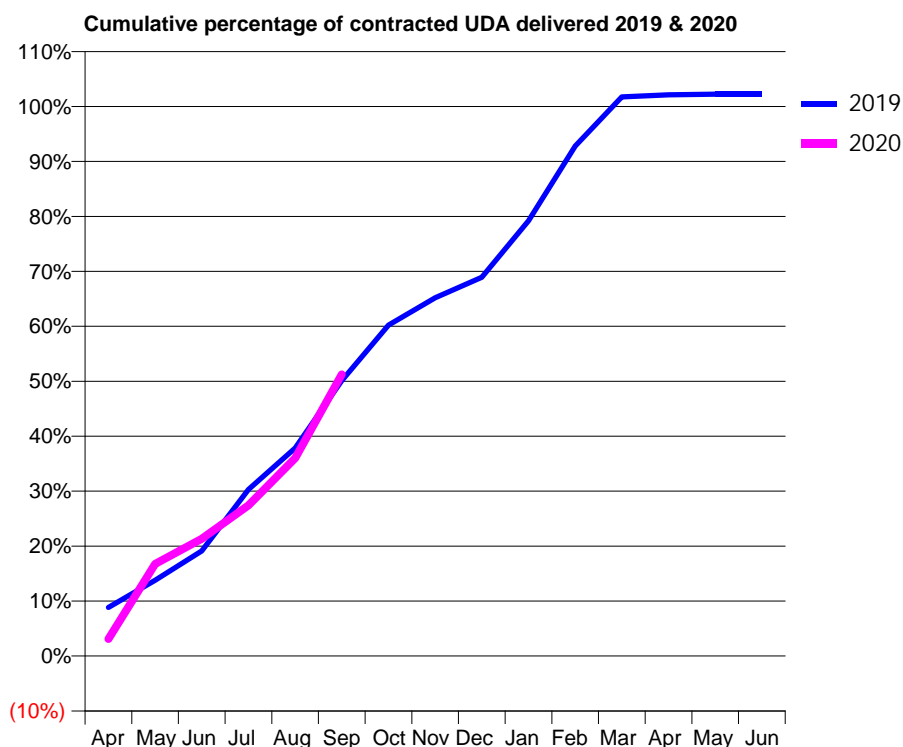
19/20 Contracted general activity (UDA)	806
Carry forward general activity (UDA)	-9
19/20 Contracted orthodontic activity (UOA)	0
Carry forward orthodontic activity (UOA)	0
Baseline contract value	£24,825.76

### ACCESS\*

Patients seen in 24 months	Total	Change since previous quarter
Quarter ending September 2018	438	
Quarter ending December 2018	399	↓
Quarter ending March 2019	423	↑
Quarter ending June 2019	434	↑
Quarter ending September 2019	467	↑
<b>Variance since September 2018</b>	<b>6.6%</b>	<b>↑</b>



### ACTIVITY



Month	Adjusted Scheduled Activity (UDA)	
	2019	2020
April	71	25
May	111	135
June	154	172
July	244	221
August	305	290
September	404	413
October	485	
November	525	
December	555	
January	638	
February	748	
March	820	
April	823	
May	824	
June	824	

### QUALITY

	Quantity	Base Number	Contract	AT	Region	England
% of FP17s for the same patient ID Re-attending within 3 months - Children	11	337	3.3%	10.1%	12.1%	11.5%
% of FP17s for the same patient ID Re-attending within 3 months - Adults	2	20	10.0%	13.4%	15.6%	15.4%
% of FP17s for the same patient ID Re-attending between 3 & 9 months - Children	148	337	43.9%	63.4%	61.2%	59.7%
% of FP17s for the same patient ID Re-attending between 3 & 9 months - Adults	10	20	50.0%	56.9%	54.3%	51.7%
% of FP17s for Band 1 Urgent Courses	5	349	1.4%	7.5%	9.1%	9.2%
% of FP17s Relating to Free Repair or Replacements	0	349	0.0%	0.9%	0.9%	0.7%
% of FP17s Relating to Continuations	0	349	0.0%	0.9%	1.0%	0.8%
% of Patients satisfied with the dentistry they have received	0	0	N/A	94.6%	94.4%	93.5%
% of Patients satisfied with the time they had to wait for an appointment	0	0	N/A	86.1%	88.1%	87.4%

\* This is based on patients treated on this contract for their most recent course of treatment. Figures in italics indicate the base number of FP17s or Patient Questionnaire responses are less than 100. N/A is shown where the base number of responses is less than 10 during the period. % is calculated as Quantity/Base number\*100

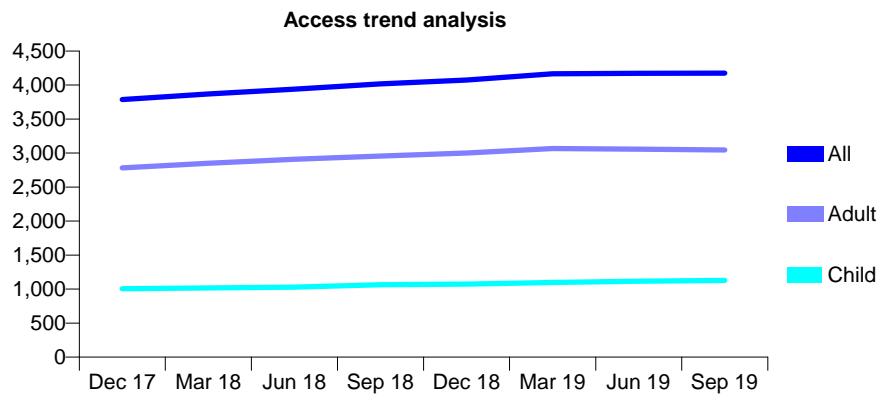
## Q52 - Vital Signs At a Glance Contract Report for 905755/0001 - September 2019

Name or company name	MR FN MACPHERSON
Contract type name	GDS Contract
Purpose of contract	General
Contract start date	01/04/2006
Contract end date	

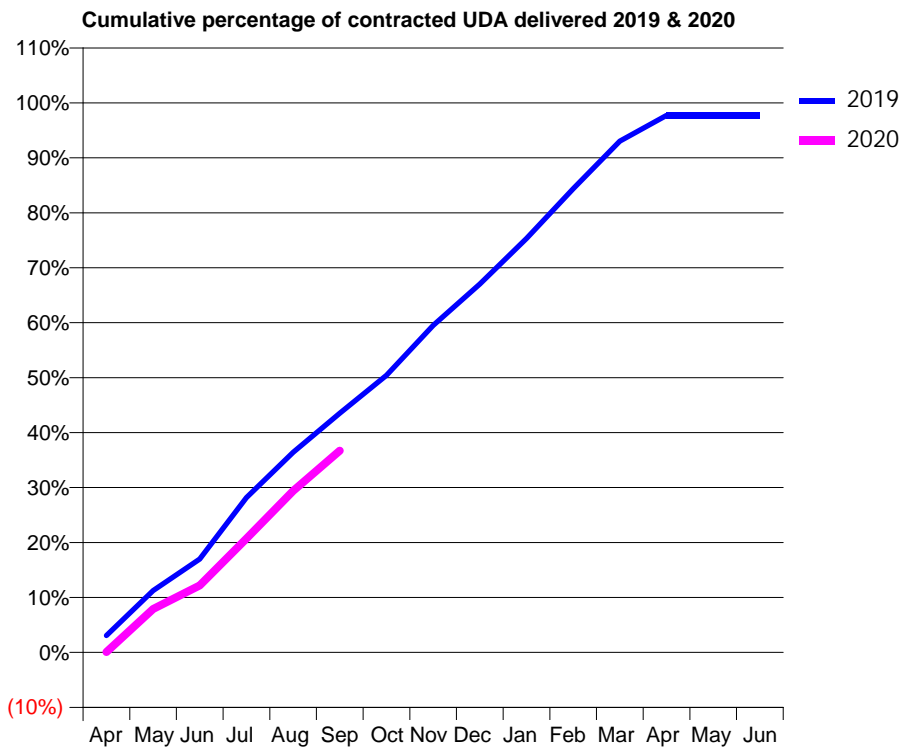
19/20 Contracted general activity (UDA)	10,626
Carry forward general activity (UDA)	242
19/20 Contracted orthodontic activity (UOA)	0
Carry forward orthodontic activity (UOA)	0
Baseline contract value	£273,707.92

### ACCESS\*

Patients seen in 24 months	Total	Change since previous quarter
Quarter ending September 2018	4,019	
Quarter ending December 2018	4,074	→
Quarter ending March 2019	4,165	↑
Quarter ending June 2019	4,174	→
Quarter ending September 2019	4,175	→
<b>Variance since September 2018</b>	<b>3.9%</b>	<b>↑</b>



### ACTIVITY



Month	Adjusted Scheduled Activity (UDA)	
	2019	2020
April	326	8
May	1,197	840
June	1,807	1,296
July	2,995	2,200
August	3,870	3,124
September	4,625	3,901
October	5,356	
November	6,324	
December	7,120	
January	8,002	
February	8,967	
March	9,885	
April	10,384	
May	10,384	
June	10,384	

### QUALITY

	Quantity	Base Number	Contract	AT	Region	England
% of FP17s for the same patient ID Re-attending within 3 months - Children	61	839	7.3%	10.1%	12.1%	11.5%
% of FP17s for the same patient ID Re-attending within 3 months - Adults	373	2,198	17.0%	13.4%	15.6%	15.4%
% of FP17s for the same patient ID Re-attending between 3 & 9 months - Children	530	839	63.2%	63.4%	61.2%	59.7%
% of FP17s for the same patient ID Re-attending between 3 & 9 months - Adults	1,370	2,198	62.3%	56.9%	54.3%	51.7%
% of FP17s for Band 1 Urgent Courses	277	2,741	10.1%	7.5%	9.1%	9.2%
% of FP17s Relating to Free Repair or Replacements	18	2,741	0.7%	0.9%	0.9%	0.7%
% of FP17s Relating to Continuations	38	2,741	1.4%	0.9%	1.0%	0.8%
% of Patients satisfied with the dentistry they have received	1	1	N/A	94.6%	94.4%	93.5%
% of Patients satisfied with the time they had to wait for an appointment	0	1	N/A	86.1%	88.1%	87.4%

\* This is based on patients treated on this contract for their most recent course of treatment. Figures in italics indicate the base number of FP17s or Patient Questionnaire responses are less than 100. N/A is shown where the base number of responses is less than 10 during the period. % is calculated as Quantity/Base number\*100

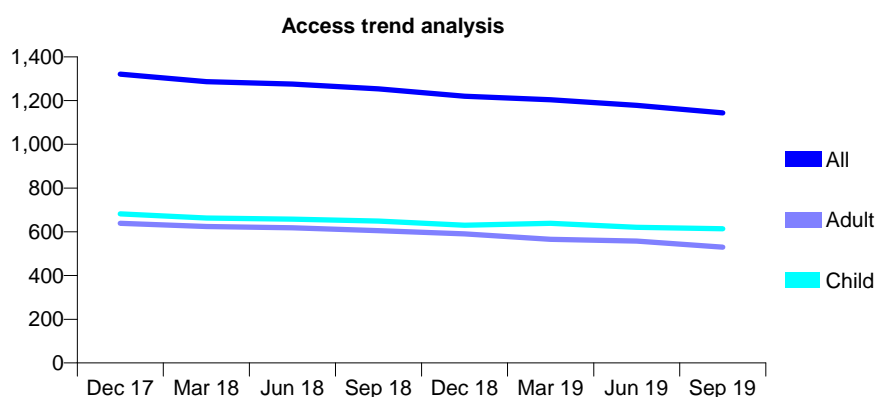
## Q52 - Vital Signs At a Glance Contract Report for 911291/0001 - September 2019

Name or company name	MR JG PEARSON
Contract type name	GDS Contract
Purpose of contract	General
Contract start date	01/04/2006
Contract end date	

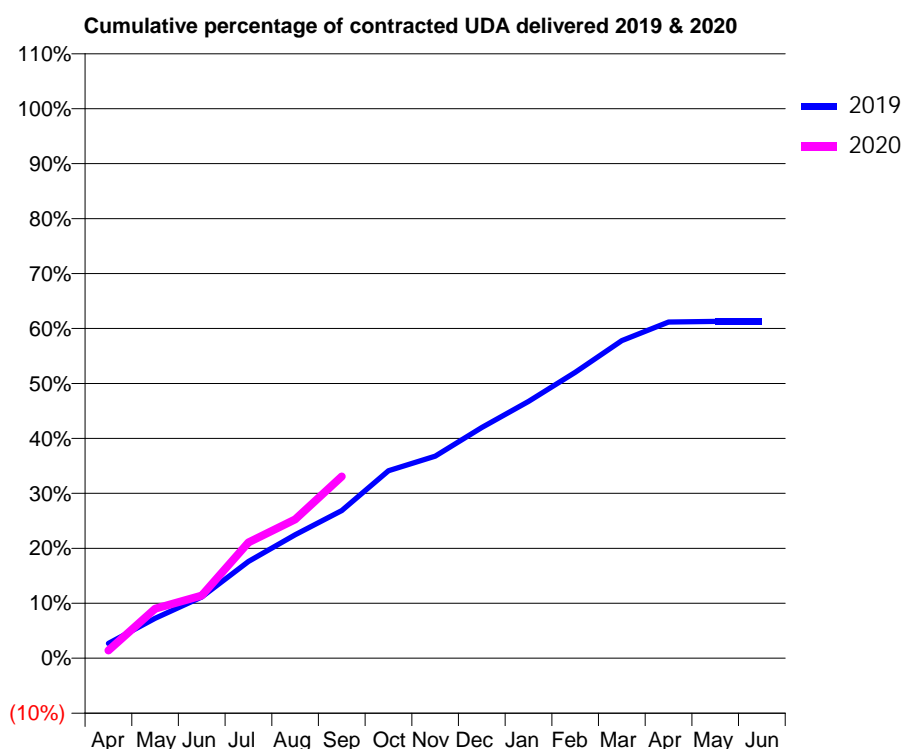
19/20 Contracted general activity (UDA)	3,200
Carry forward general activity (UDA)	0
19/20 Contracted orthodontic activity (UOA)	0
Carry forward orthodontic activity (UOA)	0
Baseline contract value	£77,066.82

### ACCESS\*

Patients seen in 24 months	Total	Change since previous quarter
Quarter ending September 2018	1,254	
Quarter ending December 2018	1,220	↓
Quarter ending March 2019	1,204	↓
Quarter ending June 2019	1,178	↓
Quarter ending September 2019	1,144	↓
<b>Variance since September 2018</b>	<b>(8.8%)</b>	<b>↓</b>



### ACTIVITY



Month	2019	2020
April	136	45
May	363	288
June	557	364
July	881	675
August	1,122	809
September	1,343	1,058
October	1,706	
November	1,839	
December	2,098	
January	2,336	
February	2,601	
March	2,890	
April	3,059	
May	3,064	
June	3,064	

### QUALITY

	Quantity	Base Number	Contract	AT	Region	England
% of FP17s for the same patient ID Re-attending within 3 months - Children	24	435	5.5%	10.1%	12.1%	11.5%
% of FP17s for the same patient ID Re-attending within 3 months - Adults	53	320	16.6%	13.4%	15.6%	15.4%
% of FP17s for the same patient ID Re-attending between 3 & 9 months - Children	304	435	69.9%	63.4%	61.2%	59.7%
% of FP17s for the same patient ID Re-attending between 3 & 9 months - Adults	186	320	58.1%	56.9%	54.3%	51.7%
% of FP17s for Band 1 Urgent Courses	57	648	8.8%	7.5%	9.1%	9.2%
% of FP17s Relating to Free Repair or Replacements	0	648	0.0%	0.9%	0.9%	0.7%
% of FP17s Relating to Continuations	4	648	0.6%	0.9%	1.0%	0.8%
% of Patients satisfied with the dentistry they have received	0	0	N/A	94.6%	94.4%	93.5%
% of Patients satisfied with the time they had to wait for an appointment	0	0	N/A	86.1%	88.1%	87.4%

\* This is based on patients treated on this contract for their most recent course of treatment. Figures in italics indicate the base number of FP17s or Patient Questionnaire responses are less than 100. N/A is shown where the base number of responses is less than 10 during the period. % is calculated as Quantity/Base number\*100

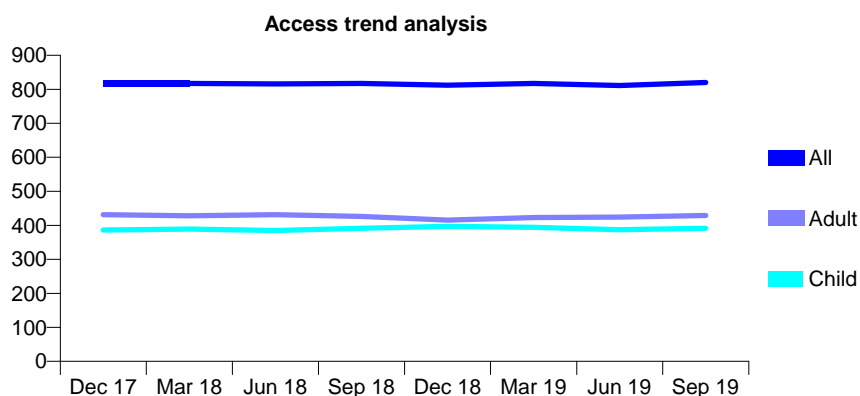
## Q52 - Vital Signs At a Glance Contract Report for 913103/0001 - September 2019

Name or company name	MRS JM GRAYE
Contract type name	GDS Contract
Purpose of contract	General
Contract start date	01/04/2006
Contract end date	

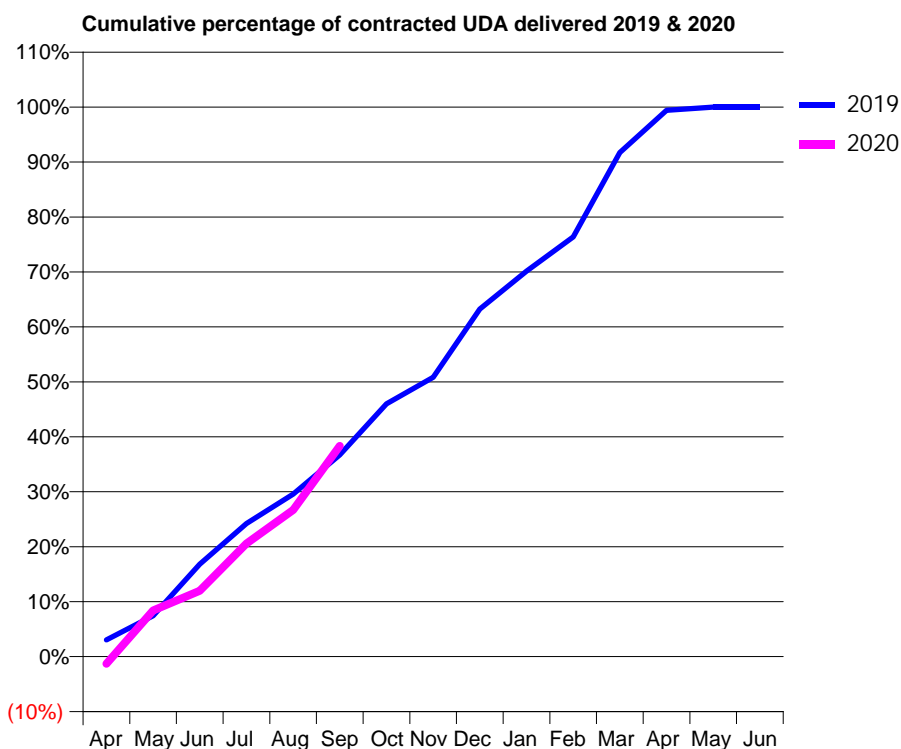
19/20 Contracted general activity (UDA)	2,419
Carry forward general activity (UDA)	32
19/20 Contracted orthodontic activity (UOA)	0
Carry forward orthodontic activity (UOA)	0
Baseline contract value	£54,958.24

### ACCESS\*

Patients seen in 24 months	Total	Change since previous quarter
Quarter ending September 2018	817	
Quarter ending December 2018	812	→
Quarter ending March 2019	817	→
Quarter ending June 2019	811	→
Quarter ending September 2019	820	→
<b>Variance since September 2018</b>	<b>0.4%</b>	<b>→</b>



### ACTIVITY



Month	Adjusted Scheduled Activity (UDA)	
	2019	2020
April	74	-32
May	180	204
June	407	290
July	585	498
August	715	646
September	888	927
October	1,113	
November	1,229	
December	1,530	
January	1,697	
February	1,848	
March	2,219	
April	2,405	
May	2,419	
June	2,419	

### QUALITY

	Quantity	Base Number	Contract	AT	Region	England
% of FP17s for the same patient ID Re-attending within 3 months - Children	45	383	11.7%	10.1%	12.1%	11.5%
% of FP17s for the same patient ID Re-attending within 3 months - Adults	28	269	10.4%	13.4%	15.6%	15.4%
% of FP17s for the same patient ID Re-attending between 3 & 9 months - Children	286	383	74.7%	63.4%	61.2%	59.7%
% of FP17s for the same patient ID Re-attending between 3 & 9 months - Adults	166	269	61.7%	56.9%	54.3%	51.7%
% of FP17s for Band 1 Urgent Courses	26	587	4.4%	7.5%	9.1%	9.2%
% of FP17s Relating to Free Repair or Replacements	0	587	0.0%	0.9%	0.9%	0.7%
% of FP17s Relating to Continuations	0	587	0.0%	0.9%	1.0%	0.8%
% of Patients satisfied with the dentistry they have received	1	1	N/A	94.6%	94.4%	93.5%
% of Patients satisfied with the time they had to wait for an appointment	1	1	N/A	86.1%	88.1%	87.4%

\* This is based on patients treated on this contract for their most recent course of treatment. Figures in italics indicate the base number of FP17s or Patient Questionnaire responses are less than 100. N/A is shown where the base number of responses is less than 10 during the period. % is calculated as Quantity/Base number\*100

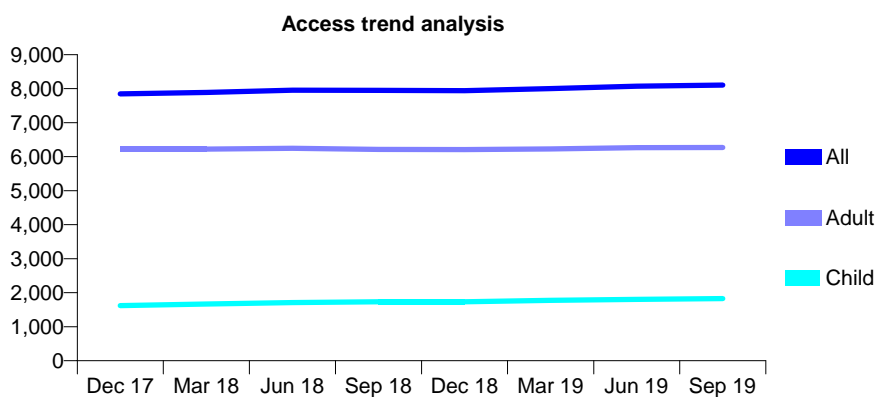
## Q52 - Vital Signs At a Glance Contract Report for 914126/0001 - September 2019

Name or company name	MR RM WHITE
Contract type name	GDS Contract
Purpose of contract	General
Contract start date	01/04/2006
Contract end date	

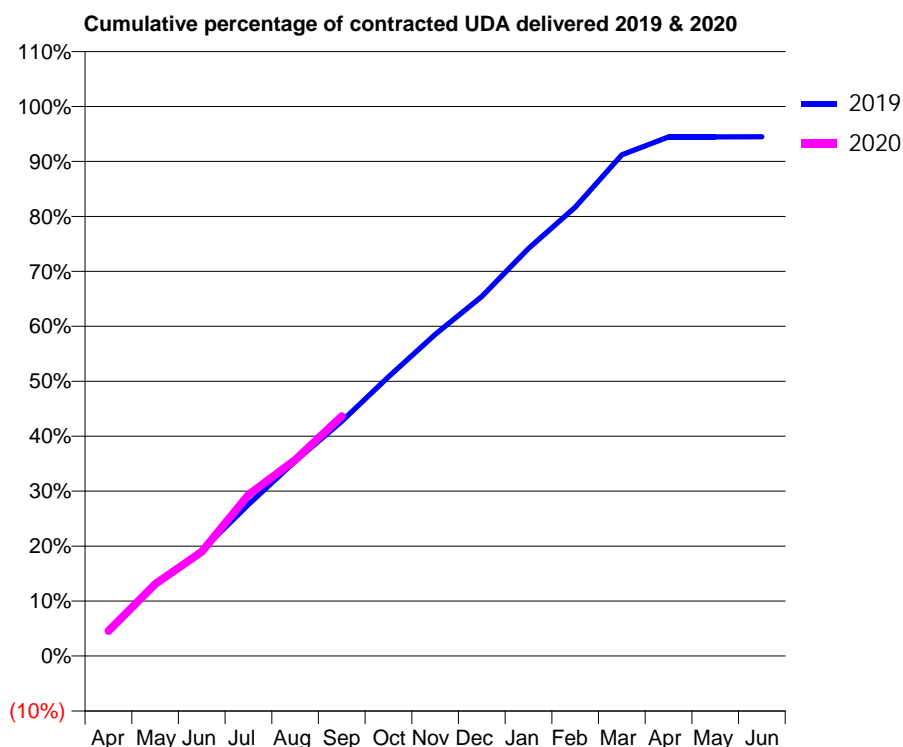
19/20 Contracted general activity (UDA)	22,295
Carry forward general activity (UDA)	0
19/20 Contracted orthodontic activity (UOA)	0
Carry forward orthodontic activity (UOA)	0
Baseline contract value	£614,577.73

### ACCESS\*

Patients seen in 24 months	Total	Change since previous quarter
Quarter ending September 2018	7,950	
Quarter ending December 2018	7,944	→
Quarter ending March 2019	8,003	→
Quarter ending June 2019	8,071	→
Quarter ending September 2019	8,102	→
<b>Variance since September 2018</b>	<b>1.9%</b>	<b>→</b>



### ACTIVITY



Month	Adjusted Scheduled Activity (UDA)	
	2019	2020
April	1,056	1,020
May	2,936	2,919
June	4,281	4,232
July	6,144	6,543
August	7,906	7,953
September	9,524	9,728
October	11,327	
November	13,049	
December	14,588	
January	16,535	
February	18,210	
March	20,336	
April	21,058	
May	21,062	
June	21,063	

### QUALITY

	Quantity	Base Number	Contract	AT	Region	England
% of FP17s for the same patient ID Re-attending within 3 months - Children	95	1,404	6.8%	10.1%	12.1%	11.5%
% of FP17s for the same patient ID Re-attending within 3 months - Adults	672	4,274	15.7%	13.4%	15.6%	15.4%
% of FP17s for the same patient ID Re-attending between 3 & 9 months - Children	947	1,404	67.5%	63.4%	61.2%	59.7%
% of FP17s for the same patient ID Re-attending between 3 & 9 months - Adults	1,940	4,274	45.4%	56.9%	54.3%	51.7%
% of FP17s for Band 1 Urgent Courses	559	5,306	10.5%	7.5%	9.1%	9.2%
% of FP17s Relating to Free Repair or Replacements	72	5,306	1.4%	0.9%	0.9%	0.7%
% of FP17s Relating to Continuations	75	5,306	1.4%	0.9%	1.0%	0.8%
% of Patients satisfied with the dentistry they have received	3	3	N/A	94.6%	94.4%	93.5%
% of Patients satisfied with the time they had to wait for an appointment	3	3	N/A	86.1%	88.1%	87.4%

\* This is based on patients treated on this contract for their most recent course of treatment. Figures in italics indicate the base number of FP17s or Patient Questionnaire responses are less than 100. N/A is shown where the base number of responses is less than 10 during the period. % is calculated as Quantity/Base number\*100

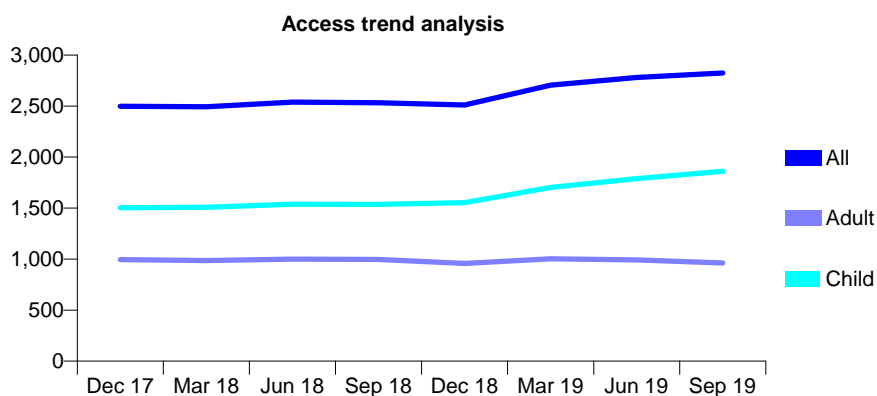
## Q52 - Vital Signs At a Glance Contract Report for 914169/0001 - September 2019

Name or company name	MR DS BROWN
Contract type name	GDS Contract
Purpose of contract	General
Contract start date	01/04/2006
Contract end date	

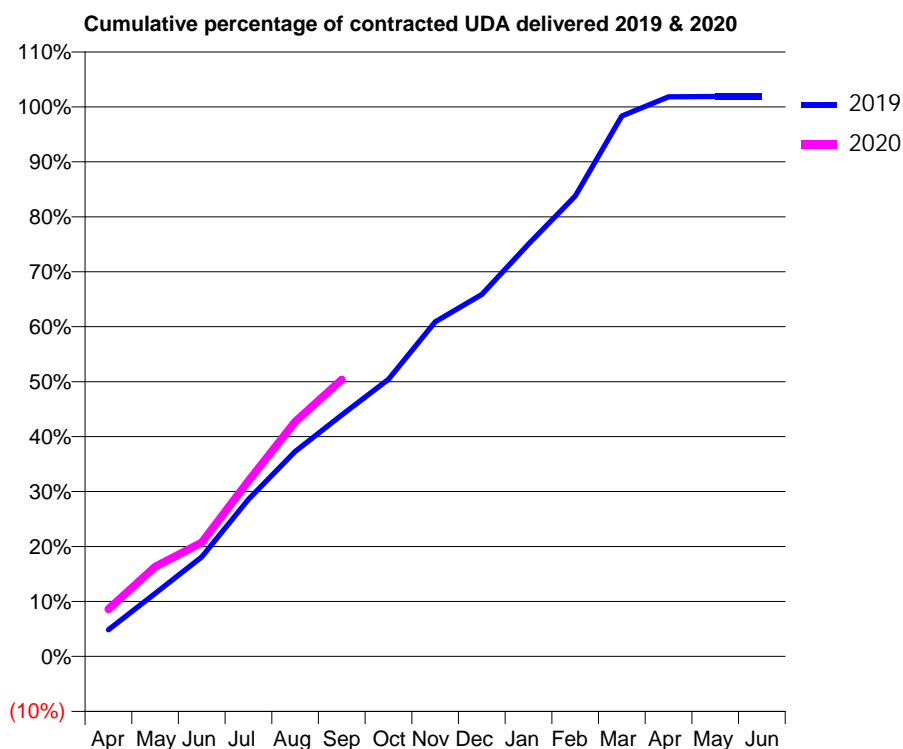
19/20 Contracted general activity (UDA)	7,850
Carry forward general activity (UDA)	-148
19/20 Contracted orthodontic activity (UOA)	0
Carry forward orthodontic activity (UOA)	0
Baseline contract value	£281,432.27

### ACCESS\*

Patients seen in 24 months	Total	Change since previous quarter
Quarter ending September 2018	2,533	
Quarter ending December 2018	2,511	→
Quarter ending March 2019	2,705	↑
Quarter ending June 2019	2,781	↑
Quarter ending September 2019	2,824	→
<b>Variance since September 2018</b>	<b>11.5%</b>	<b>↑</b>



### ACTIVITY



Month	2019	2020
April	380	675
May	900	1,282
June	1,420	1,627
July	2,245	2,506
August	2,927	3,351
September	3,449	3,953
October	3,960	
November	4,779	
December	5,169	
January	5,890	
February	6,575	
March	7,719	
April	7,992	
May	7,998	
June	7,998	

### QUALITY

	Quantity	Base Number	Contract	AT	Region	England
% of FP17s for the same patient ID Re-attending within 3 months - Children	175	1,643	10.7%	10.1%	12.1%	11.5%
% of FP17s for the same patient ID Re-attending within 3 months - Adults	164	678	24.2%	13.4%	15.6%	15.4%
% of FP17s for the same patient ID Re-attending between 3 & 9 months - Children	1,032	1,643	62.8%	63.4%	61.2%	59.7%
% of FP17s for the same patient ID Re-attending between 3 & 9 months - Adults	405	678	59.7%	56.9%	54.3%	51.7%
% of FP17s for Band 1 Urgent Courses	154	2,202	7.0%	7.5%	9.1%	9.2%
% of FP17s Relating to Free Repair or Replacements	0	2,202	0.0%	0.9%	0.9%	0.7%
% of FP17s Relating to Continuations	0	2,202	0.0%	0.9%	1.0%	0.8%
% of Patients satisfied with the dentistry they have received	1	1	N/A	94.6%	94.4%	93.5%
% of Patients satisfied with the time they had to wait for an appointment	1	1	N/A	86.1%	88.1%	87.4%

\* This is based on patients treated on this contract for their most recent course of treatment. Figures in italics indicate the base number of FP17s or Patient Questionnaire responses are less than 100. N/A is shown where the base number of responses is less than 10 during the period. % is calculated as Quantity/Base number\*100

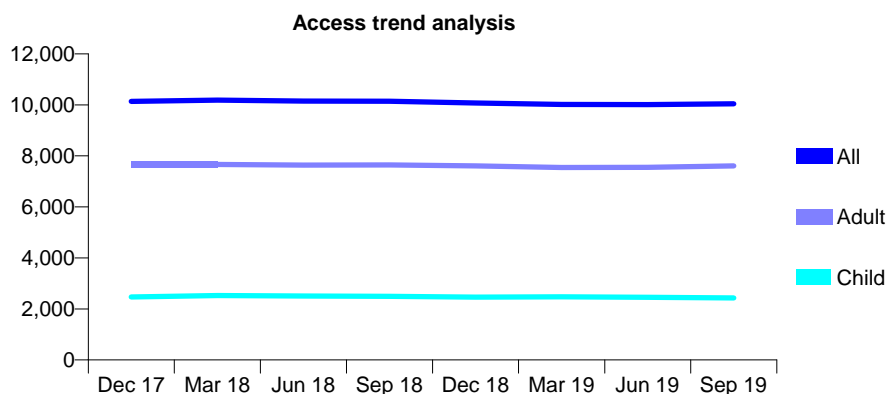
## Q52 - Vital Signs At a Glance Contract Report for 915017/0001 - September 2019

Name or company name	MR JP HENDRON
Contract type name	Pilot Contract
Purpose of contract	General
Contract start date	01/04/2006
Contract end date	

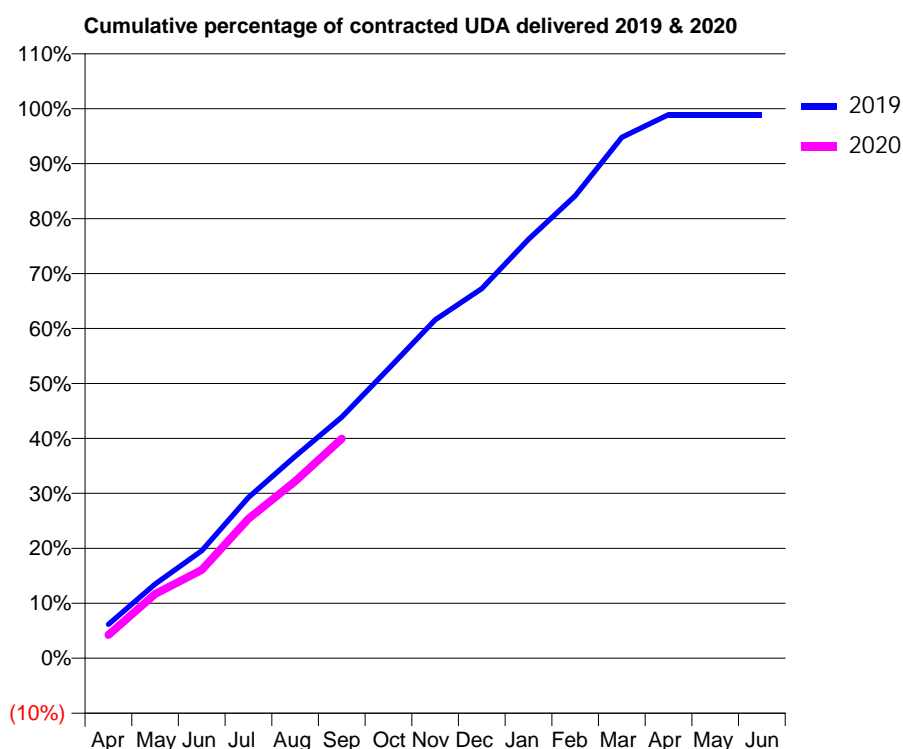
19/20 Contracted general activity (UDA)	28,557
Carry forward general activity (UDA)	0
19/20 Contracted orthodontic activity (UOA)	0
Carry forward orthodontic activity (UOA)	0
Baseline contract value	£946,385.00

### ACCESS\*

Patients seen in 24 months	Total	Change since previous quarter
Quarter ending September 2018	10,139	
Quarter ending December 2018	10,073	→
Quarter ending March 2019	10,017	→
Quarter ending June 2019	10,009	→
Quarter ending September 2019	10,043	→
<b>Variance since September 2018</b>	<b>(0.9%)</b>	→



### ACTIVITY



Month	2019	2020
April	1,580	1,212
May	3,448	3,340
June	4,995	4,590
July	7,474	7,249
August	9,386	9,192
September	11,211	11,401
October	13,458	
November	15,735	
December	17,186	
January	19,478	
February	21,502	
March	24,216	
April	25,268	
May	25,272	
June	25,272	

### QUALITY

	Quantity	Base Number	Contract	AT	Region	England
% of FP17s for the same patient ID Re-attending within 3 months - Children	101	1,940	5.2%	10.1%	12.1%	11.5%
% of FP17s for the same patient ID Re-attending within 3 months - Adults	419	4,516	9.3%	13.4%	15.6%	15.4%
% of FP17s for the same patient ID Re-attending between 3 & 9 months - Children	1,354	1,940	69.8%	63.4%	61.2%	59.7%
% of FP17s for the same patient ID Re-attending between 3 & 9 months - Adults	2,214	4,516	49.0%	56.9%	54.3%	51.7%
% of FP17s for Band 1 Urgent Courses	298	6,083	4.9%	7.5%	9.1%	9.2%
% of FP17s Relating to Free Repair or Replacements	36	6,083	0.6%	0.9%	0.9%	0.7%
% of FP17s Relating to Continuations	69	6,083	1.1%	0.9%	1.0%	0.8%
% of Patients satisfied with the dentistry they have received	0	0	N/A	94.6%	94.4%	93.5%
% of Patients satisfied with the time they had to wait for an appointment	0	0	N/A	86.1%	88.1%	87.4%

\* This is based on patients treated on this contract for their most recent course of treatment.

Figures in italics indicate the base number of FP17s or Patient Questionnaire responses are less than 100. N/A is shown where the base number of responses is less than 10 during the period. % is calculated as Quantity/Base number\*100

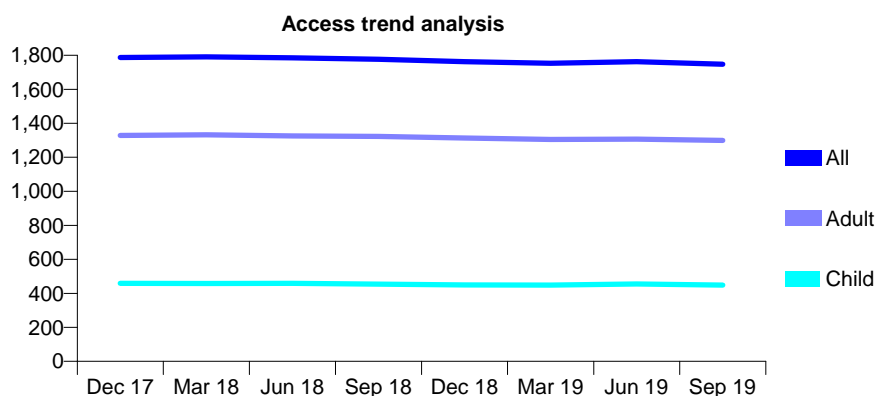
## Q52 - Vital Signs At a Glance Contract Report for 915467/0001 - September 2019

Name or company name	MR A STEVENSON
Contract type name	PDS Contract
Purpose of contract	General
Contract start date	01/04/2006
Contract end date	31/03/2021

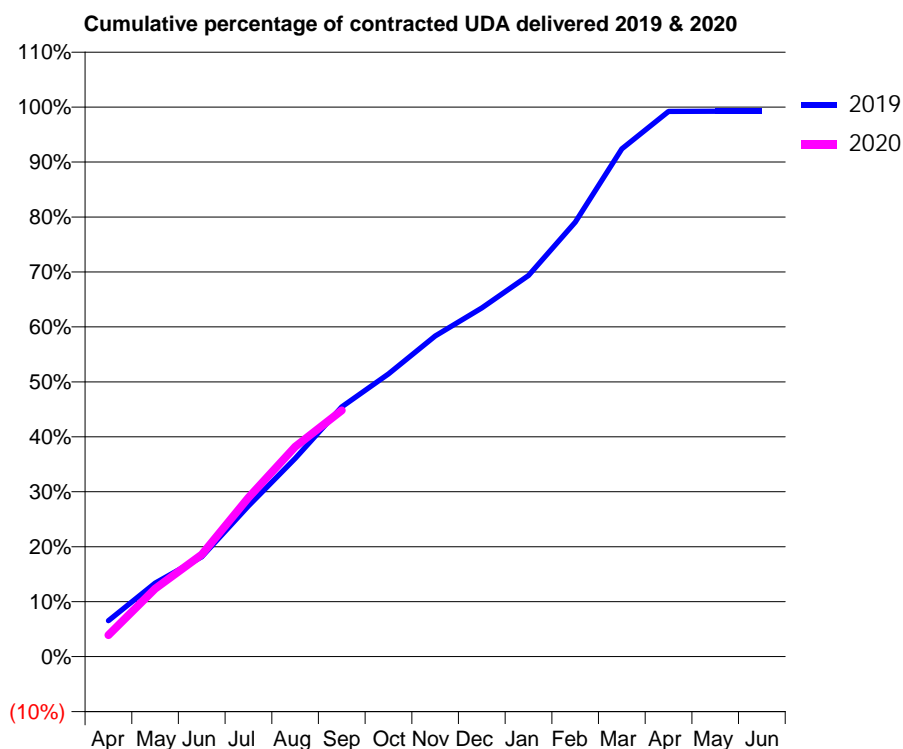
19/20 Contracted general activity (UDA)	5,620
Carry forward general activity (UDA)	43
19/20 Contracted orthodontic activity (UOA)	0
Carry forward orthodontic activity (UOA)	0
Baseline contract value	£159,256.43

### ACCESS\*

Patients seen in 24 months	Total	Change since previous quarter
Quarter ending September 2018	1,777	
Quarter ending December 2018	1,762	→
Quarter ending March 2019	1,753	→
Quarter ending June 2019	1,762	→
Quarter ending September 2019	1,747	→
<b>Variance since September 2018</b>	<b>(1.7%)</b>	<b>↓</b>



### ACTIVITY



Month	Adjusted Scheduled Activity (UDA)	
	2019	2020
April	368	220
May	753	695
June	1,020	1,044
July	1,542	1,626
August	2,027	2,146
September	2,554	2,519
October	2,891	
November	3,279	
December	3,565	
January	3,898	
February	4,442	
March	5,192	
April	5,574	
May	5,577	
June	5,577	

### QUALITY

	Quantity	Base Number	Contract	AT	Region	England
% of FP17s for the same patient ID Re-attending within 3 months - Children	29	331	8.8%	10.1%	12.1%	11.5%
% of FP17s for the same patient ID Re-attending within 3 months - Adults	226	1,080	20.9%	13.4%	15.6%	15.4%
% of FP17s for the same patient ID Re-attending between 3 & 9 months - Children	162	331	48.9%	63.4%	61.2%	59.7%
% of FP17s for the same patient ID Re-attending between 3 & 9 months - Adults	560	1,080	51.9%	56.9%	54.3%	51.7%
% of FP17s for Band 1 Urgent Courses	49	1,282	3.8%	7.5%	9.1%	9.2%
% of FP17s Relating to Free Repair or Replacements	2	1,282	0.2%	0.9%	0.9%	0.7%
% of FP17s Relating to Continuations	37	1,282	2.9%	0.9%	1.0%	0.8%
% of Patients satisfied with the dentistry they have received	0	0	N/A	94.6%	94.4%	93.5%
% of Patients satisfied with the time they had to wait for an appointment	0	0	N/A	86.1%	88.1%	87.4%

\* This is based on patients treated on this contract for their most recent course of treatment. Figures in italics indicate the base number of FP17s or Patient Questionnaire responses are less than 100. N/A is shown where the base number of responses is less than 10 during the period. % is calculated as Quantity/Base number\*100



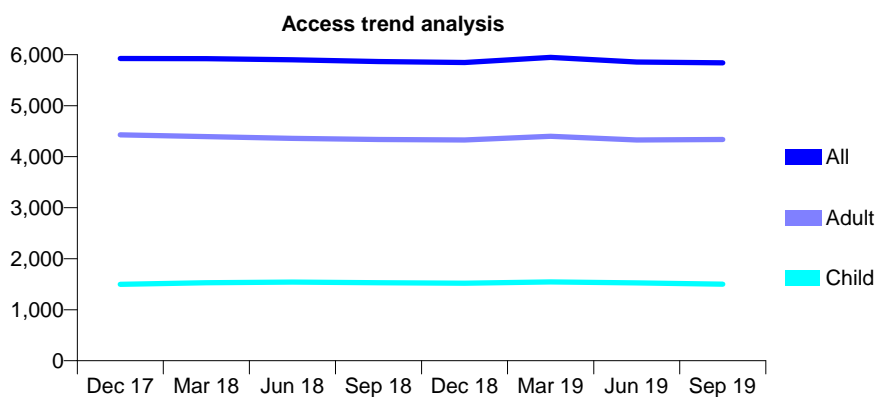
## Q52 - Vital Signs At a Glance Contract Report for 917370/0011 - September 2019

Name or company name	57 Dental Care
Contract type name	GDS Contract
Purpose of contract	General
Contract start date	14/04/2008
Contract end date	

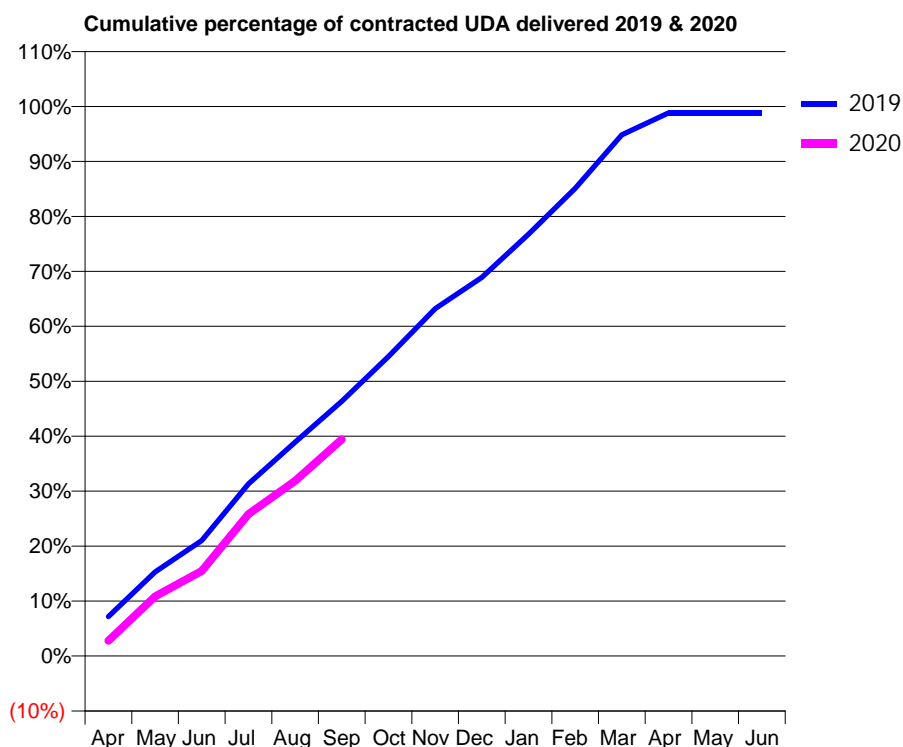
19/20 Contracted general activity (UDA)	15,000
Carry forward general activity (UDA)	174
19/20 Contracted orthodontic activity (UOA)	0
Carry forward orthodontic activity (UOA)	0
Baseline contract value	£444,976.14

### ACCESS\*

Patients seen in 24 months	Total	Change since previous quarter
Quarter ending September 2018	5,866	
Quarter ending December 2018	5,848	→
Quarter ending March 2019	5,946	→
Quarter ending June 2019	5,855	↓
Quarter ending September 2019	5,839	→
<b>Variance since September 2018</b>	<b>(0.5%)</b>	<b>→</b>



### ACTIVITY



Month	Adjusted Scheduled Activity (UDA)	
	2019	2020
April	1,079	417
May	2,295	1,629
June	3,151	2,323
July	4,699	3,872
August	5,841	4,780
September	6,954	5,913
October	8,178	
November	9,481	
December	10,332	
January	11,511	
February	12,766	
March	14,223	
April	14,826	
May	14,826	
June	14,826	

### QUALITY

	Quantity	Base Number	Contract	AT	Region	England
% of FP17s for the same patient ID Re-attending within 3 months - Children	65	966	6.7%	10.1%	12.1%	11.5%
% of FP17s for the same patient ID Re-attending within 3 months - Adults	283	2,343	12.1%	13.4%	15.6%	15.4%
% of FP17s for the same patient ID Re-attending between 3 & 9 months - Children	519	966	53.7%	63.4%	61.2%	59.7%
% of FP17s for the same patient ID Re-attending between 3 & 9 months - Adults	1,087	2,343	46.4%	56.9%	54.3%	51.7%
% of FP17s for Band 1 Urgent Courses	265	2,739	9.7%	7.5%	9.1%	9.2%
% of FP17s Relating to Free Repair or Replacements	12	2,739	0.4%	0.9%	0.9%	0.7%
% of FP17s Relating to Continuations	15	2,739	0.5%	0.9%	1.0%	0.8%
% of Patients satisfied with the dentistry they have received	0	0	N/A	94.6%	94.4%	93.5%
% of Patients satisfied with the time they had to wait for an appointment	0	0	N/A	86.1%	88.1%	87.4%

\* This is based on patients treated on this contract for their most recent course of treatment. Figures in italics indicate the base number of FP17s or Patient Questionnaire responses are less than 100. N/A is shown where the base number of responses is less than 10 during the period. % is calculated as Quantity/Base number\*100

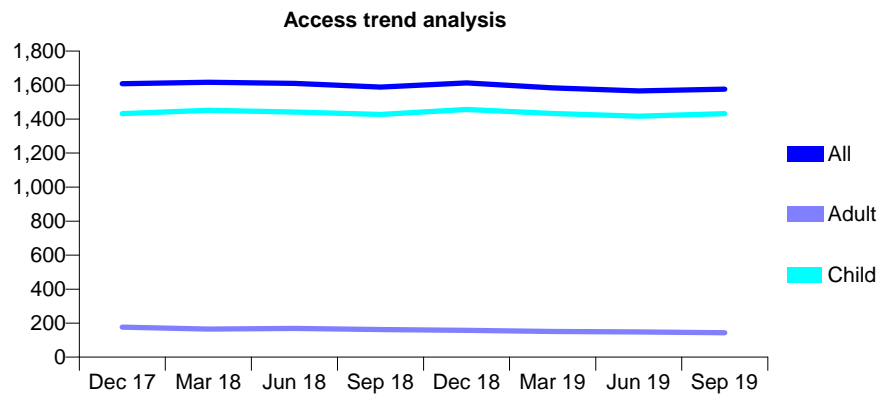
## Q52 - Vital Signs At a Glance Contract Report for 917990/0001 - September 2019

Name or company name	MISS L TAYLOR
Contract type name	GDS Contract
Purpose of contract	General
Contract start date	01/04/2006
Contract end date	

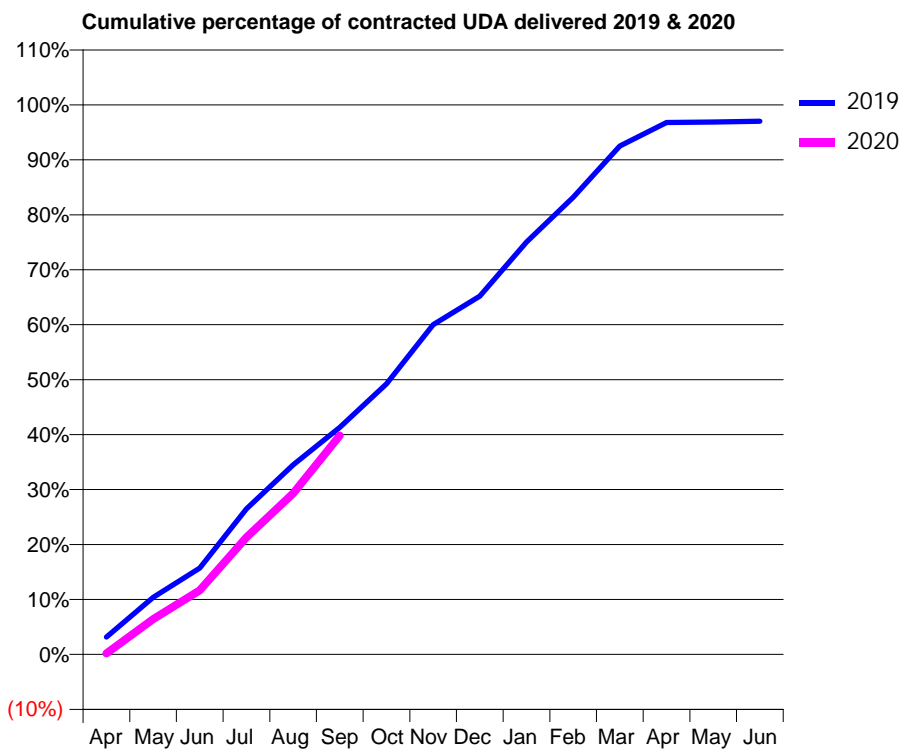
19/20 Contracted general activity (UDA)	3,898
Carry forward general activity (UDA)	116
19/20 Contracted orthodontic activity (UOA)	0
Carry forward orthodontic activity (UOA)	0
Baseline contract value	£96,584.53

### ACCESS\*

Patients seen in 24 months	Total	Change since previous quarter
Quarter ending September 2018	1,589	
Quarter ending December 2018	1,613	→
Quarter ending March 2019	1,584	↓
Quarter ending June 2019	1,566	↓
Quarter ending September 2019	1,576	→
<b>Variance since September 2018</b>	<b>(0.8%)</b>	<b>→</b>



### ACTIVITY



Month	2019	2020
April	123	8
May	406	250
June	613	454
July	1,032	830
August	1,345	1,143
September	1,611	1,553
October	1,919	
November	2,339	
December	2,541	
January	2,924	
February	3,242	
March	3,607	
April	3,773	
May	3,776	
June	3,782	

### QUALITY

	Quantity	Base Number	Contract	AT	Region	England
% of FP17s for the same patient ID Re-attending within 3 months - Children	103	1,173	8.8%	10.1%	12.1%	11.5%
% of FP17s for the same patient ID Re-attending within 3 months - Adults	4	49	8.2%	13.4%	15.6%	15.4%
% of FP17s for the same patient ID Re-attending between 3 & 9 months - Children	833	1,173	71.0%	63.4%	61.2%	59.7%
% of FP17s for the same patient ID Re-attending between 3 & 9 months - Adults	37	49	75.5%	56.9%	54.3%	51.7%
% of FP17s for Band 1 Urgent Courses	20	1,117	1.8%	7.5%	9.1%	9.2%
% of FP17s Relating to Free Repair or Replacements	0	1,117	0.0%	0.9%	0.9%	0.7%
% of FP17s Relating to Continuations	0	1,117	0.0%	0.9%	1.0%	0.8%
% of Patients satisfied with the dentistry they have received	1	1	N/A	94.6%	94.4%	93.5%
% of Patients satisfied with the time they had to wait for an appointment	1	1	N/A	86.1%	88.1%	87.4%

\* This is based on patients treated on this contract for their most recent course of treatment. Figures in italics indicate the base number of FP17s or Patient Questionnaire responses are less than 100. N/A is shown where the base number of responses is less than 10 during the period. % is calculated as Quantity/Base number\*100

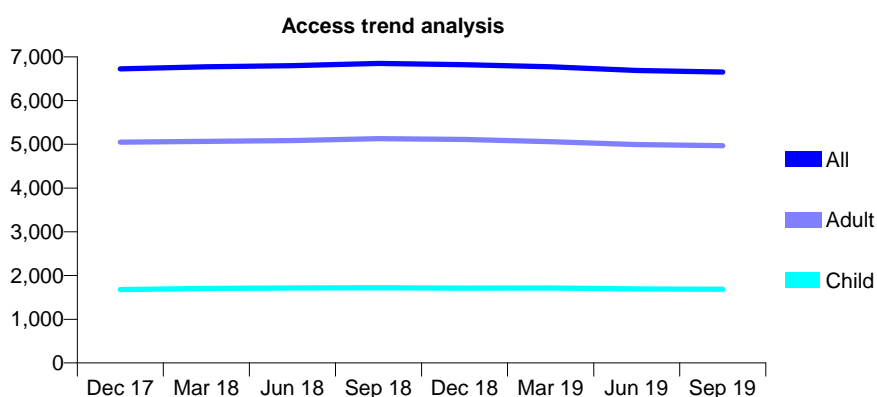
## Q52 - Vital Signs At a Glance Contract Report for 919861/0001 - September 2019

Name or company name	MRS SJ BARRETT
Contract type name	PDS Contract
Purpose of contract	General
Contract start date	01/04/2006
Contract end date	31/03/2021

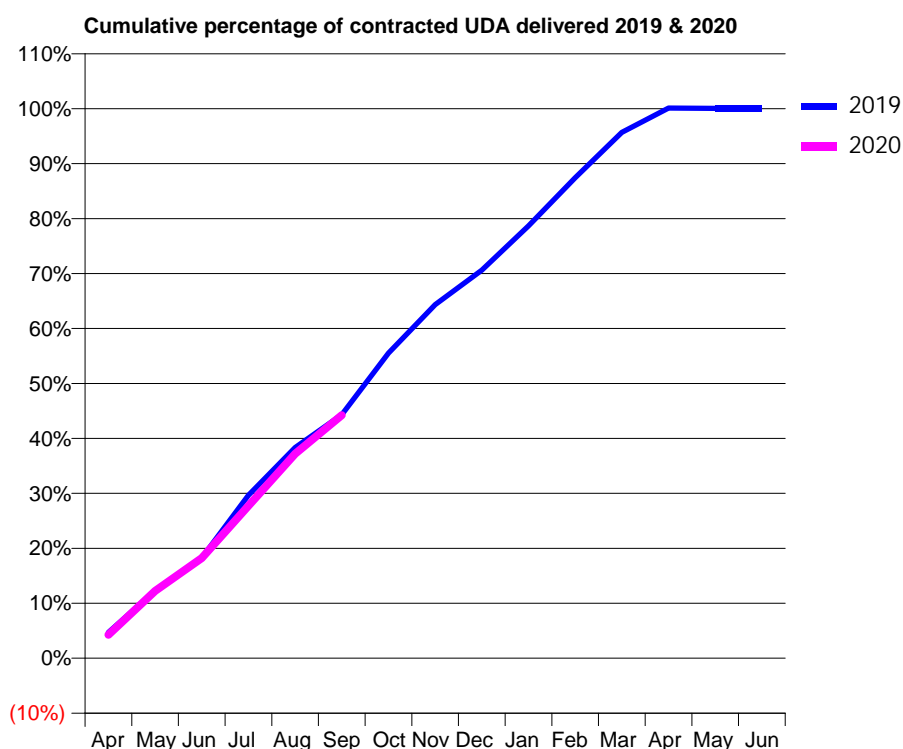
19/20 Contracted general activity (UDA)	21,548
Carry forward general activity (UDA)	-6
19/20 Contracted orthodontic activity (UOA)	0
Carry forward orthodontic activity (UOA)	0
Baseline contract value	£632,816.80

### ACCESS\*

Patients seen in 24 months	Total	Change since previous quarter
Quarter ending September 2018	6,848	
Quarter ending December 2018	6,823	→
Quarter ending March 2019	6,774	→
Quarter ending June 2019	6,690	↓
Quarter ending September 2019	6,655	→
<b>Variance since September 2018</b>	<b>(2.8%)</b>	<b>↓</b>



### ACTIVITY



Month	2019	2020
April	1,018	925
May	2,643	2,637
June	3,932	3,923
July	6,392	5,979
August	8,265	8,021
September	9,553	9,530
October	11,960	
November	13,865	
December	15,215	
January	16,947	
February	18,845	
March	20,618	
April	21,574	
May	21,558	
June	21,554	

### QUALITY

	Quantity	Base Number	Contract	AT	Region	England
% of FP17s for the same patient ID Re-attending within 3 months - Children	109	1,339	8.1%	10.1%	12.1%	11.5%
% of FP17s for the same patient ID Re-attending within 3 months - Adults	625	3,762	16.6%	13.4%	15.6%	15.4%
% of FP17s for the same patient ID Re-attending between 3 & 9 months - Children	825	1,339	61.6%	63.4%	61.2%	59.7%
% of FP17s for the same patient ID Re-attending between 3 & 9 months - Adults	2,184	3,762	58.1%	56.9%	54.3%	51.7%
% of FP17s for Band 1 Urgent Courses	480	4,703	10.2%	7.5%	9.1%	9.2%
% of FP17s Relating to Free Repair or Replacements	125	4,703	2.7%	0.9%	0.9%	0.7%
% of FP17s Relating to Continuations	75	4,703	1.6%	0.9%	1.0%	0.8%
% of Patients satisfied with the dentistry they have received	1	1	N/A	94.6%	94.4%	93.5%
% of Patients satisfied with the time they had to wait for an appointment	1	1	N/A	86.1%	88.1%	87.4%

\* This is based on patients treated on this contract for their most recent course of treatment.

Figures in italics indicate the base number of FP17s or Patient Questionnaire responses are less than 100. N/A is shown where the base number of responses is less than 10 during the period. % is calculated as Quantity/Base number\*100

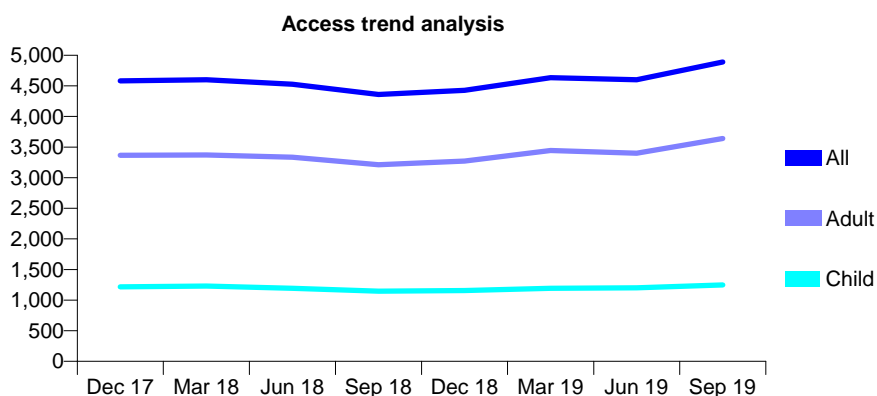
## Q52 - Vital Signs At a Glance Contract Report for 929271/0001 - September 2019

Name or company name	MISS R PRASAD
Contract type name	GDS Contract
Purpose of contract	General
Contract start date	01/04/2006
Contract end date	

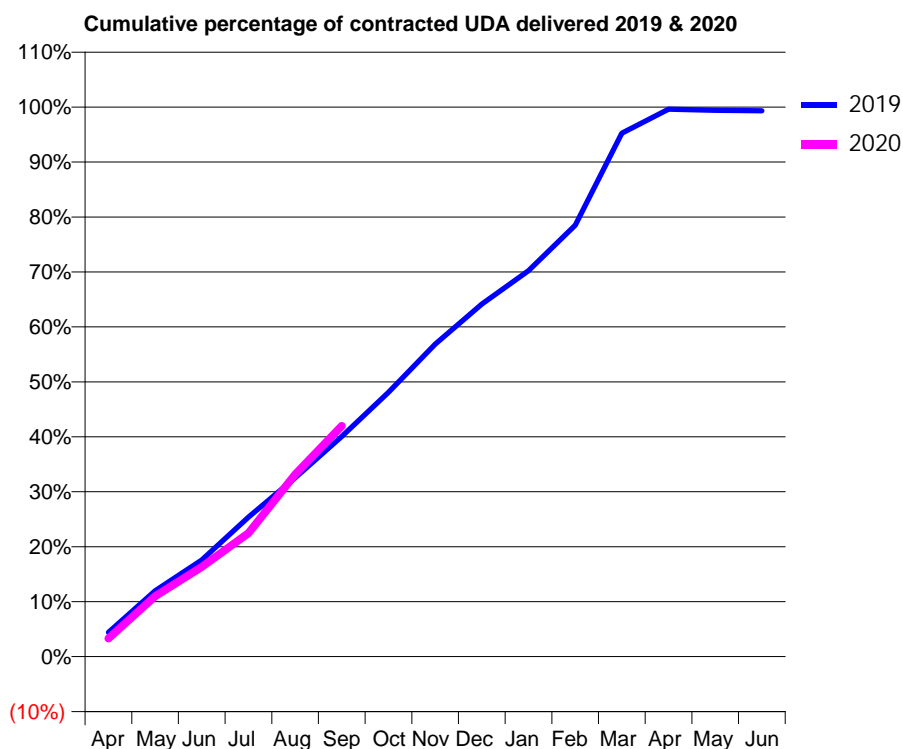
19/20 Contracted general activity (UDA)	14,610
Carry forward general activity (UDA)	0
19/20 Contracted orthodontic activity (UOA)	0
Carry forward orthodontic activity (UOA)	0
Baseline contract value	£335,159.06

### ACCESS\*

Patients seen in 24 months	Total	Change since previous quarter
Quarter ending September 2018	4,360	
Quarter ending December 2018	4,428	→
Quarter ending March 2019	4,635	↑
Quarter ending June 2019	4,601	→
Quarter ending September 2019	4,889	↑
<b>Variance since September 2018</b>	<b>12.1%</b>	<b>↑</b>



### ACTIVITY



Month	Adjusted Scheduled Activity (UDA)	
	2019	2020
April	648	485
May	1,751	1,606
June	2,568	2,384
July	3,712	3,284
August	4,755	4,846
September	5,852	6,137
October	7,030	
November	8,307	
December	9,372	
January	10,261	
February	11,468	
March	13,915	
April	14,551	
May	14,523	
June	14,510	

### QUALITY

	Quantity	Base Number	Contract	AT	Region	England
% of FP17s for the same patient ID Re-attending within 3 months - Children	40	785	5.1%	10.1%	12.1%	11.5%
% of FP17s for the same patient ID Re-attending within 3 months - Adults	211	2,244	9.4%	13.4%	15.6%	15.4%
% of FP17s for the same patient ID Re-attending between 3 & 9 months - Children	426	785	54.3%	63.4%	61.2%	59.7%
% of FP17s for the same patient ID Re-attending between 3 & 9 months - Adults	1,198	2,244	53.4%	56.9%	54.3%	51.7%
% of FP17s for Band 1 Urgent Courses	24	2,809	0.9%	7.5%	9.1%	9.2%
% of FP17s Relating to Free Repair or Replacements	21	2,809	0.7%	0.9%	0.9%	0.7%
% of FP17s Relating to Continuations	1	2,809	0.0%	0.9%	1.0%	0.8%
% of Patients satisfied with the dentistry they have received	1	1	N/A	94.6%	94.4%	93.5%
% of Patients satisfied with the time they had to wait for an appointment	1	1	N/A	86.1%	88.1%	87.4%

\* This is based on patients treated on this contract for their most recent course of treatment. Figures in italics indicate the base number of FP17s or Patient Questionnaire responses are less than 100. N/A is shown where the base number of responses is less than 10 during the period. % is calculated as Quantity/Base number\*100

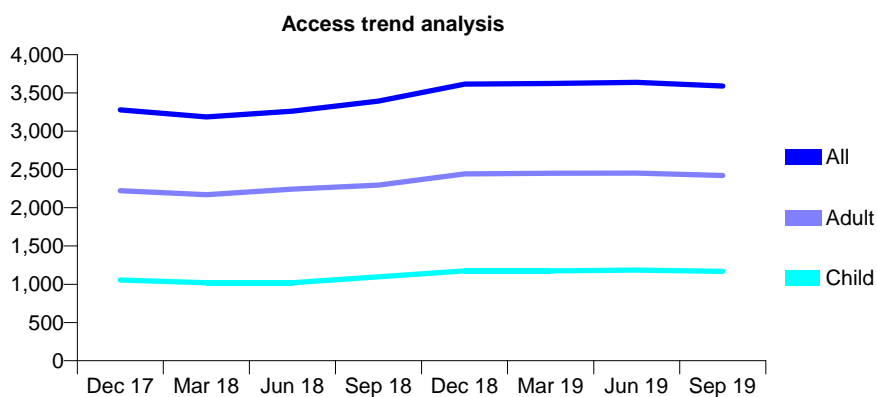
## Q52 - Vital Signs At a Glance Contract Report for 932574/0001 - September 2019

Name or company name	MRS M HAMER
Contract type name	GDS Contract
Purpose of contract	General
Contract start date	01/11/2007
Contract end date	

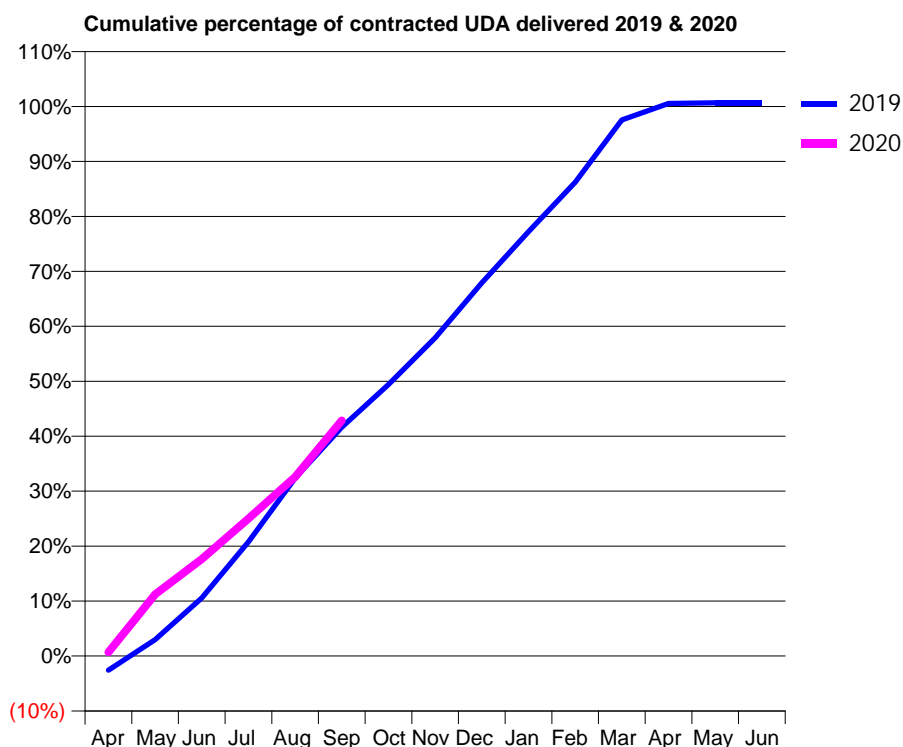
19/20 Contracted general activity (UDA)	7,800
Carry forward general activity (UDA)	-53
19/20 Contracted orthodontic activity (UOA)	0
Carry forward orthodontic activity (UOA)	0
Baseline contract value	£218,230.73

### ACCESS\*

Patients seen in 24 months	Total	Change since previous quarter
Quarter ending September 2018	3,392	
Quarter ending December 2018	3,616	↑
Quarter ending March 2019	3,624	→
Quarter ending June 2019	3,639	→
Quarter ending September 2019	3,589	↓
<b>Variance since September 2018</b>	<b>5.8%</b>	<b>↑</b>



### ACTIVITY



Month	Adjusted Scheduled Activity (UDA)	
	2019	2020
April	-203	53
May	234	875
June	824	1,374
July	1,621	1,950
August	2,527	2,544
September	3,246	3,345
October	3,852	
November	4,518	
December	5,295	
January	6,024	
February	6,725	
March	7,607	
April	7,843	
May	7,853	
June	7,853	

### QUALITY

	Quantity	Base Number	Contract	AT	Region	England
% of FP17s for the same patient ID Re-attending within 3 months - Children	47	955	4.9%	10.1%	12.1%	11.5%
% of FP17s for the same patient ID Re-attending within 3 months - Adults	60	890	6.7%	13.4%	15.6%	15.4%
% of FP17s for the same patient ID Re-attending between 3 & 9 months - Children	712	955	74.6%	63.4%	61.2%	59.7%
% of FP17s for the same patient ID Re-attending between 3 & 9 months - Adults	443	890	49.8%	56.9%	54.3%	51.7%
% of FP17s for Band 1 Urgent Courses	48	1,714	2.8%	7.5%	9.1%	9.2%
% of FP17s Relating to Free Repair or Replacements	8	1,714	0.5%	0.9%	0.9%	0.7%
% of FP17s Relating to Continuations	2	1,714	0.1%	0.9%	1.0%	0.8%
% of Patients satisfied with the dentistry they have received	0	0	N/A	94.6%	94.4%	93.5%
% of Patients satisfied with the time they had to wait for an appointment	0	0	N/A	86.1%	88.1%	87.4%

\* This is based on patients treated on this contract for their most recent course of treatment. Figures in italics indicate the base number of FP17s or Patient Questionnaire responses are less than 100. N/A is shown where the base number of responses is less than 10 during the period. % is calculated as Quantity/Base number\*100

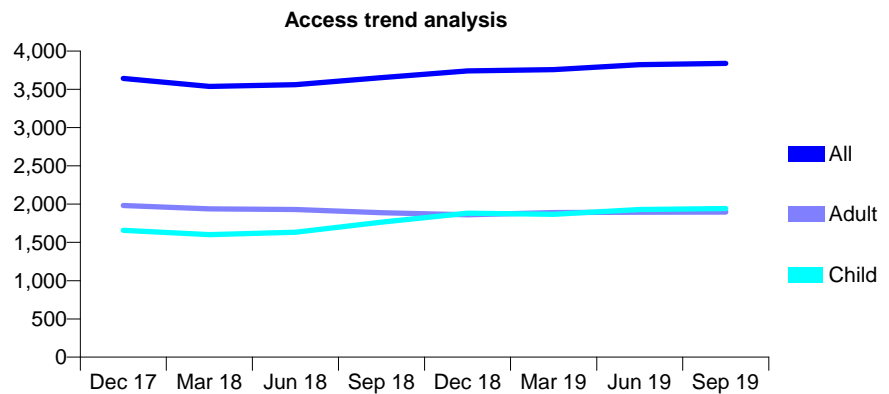
## Q52 - Vital Signs At a Glance Contract Report for 934364/0002 - September 2019

Name or company name	Mr N Tibrewal
Contract type name	GDS Contract
Purpose of contract	General
Contract start date	26/07/2010
Contract end date	

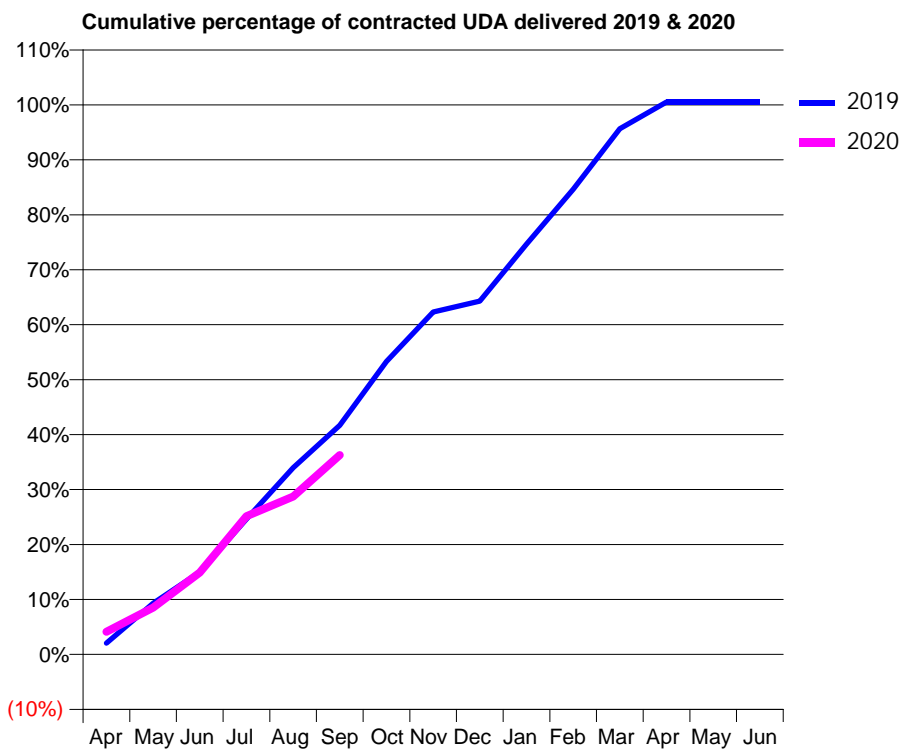
19/20 Contracted general activity (UDA)	12,699
Carry forward general activity (UDA)	-68
19/20 Contracted orthodontic activity (UOA)	0
Carry forward orthodontic activity (UOA)	0
Baseline contract value	£479,244.63

### ACCESS\*

Patients seen in 24 months	Total	Change since previous quarter
Quarter ending September 2018	3,652	
Quarter ending December 2018	3,742	↑
Quarter ending March 2019	3,757	→
Quarter ending June 2019	3,822	→
Quarter ending September 2019	3,839	→
<b>Variance since September 2018</b>	<b>5.1%</b>	<b>↑</b>



### ACTIVITY



Month	Adjusted Scheduled Activity (UDA)	
	2019	2020
April	259	526
May	1,181	1,085
June	1,903	1,892
July	3,126	3,193
August	4,314	3,650
September	5,297	4,605
October	6,769	
November	7,912	
December	8,165	
January	9,479	
February	10,750	
March	12,147	
April	12,764	
May	12,767	
June	12,767	

### QUALITY

	Quantity	Base Number	Contract	AT	Region	England
% of FP17s for the same patient ID Re-attending within 3 months - Children	88	1,526	5.8%	10.1%	12.1%	11.5%
% of FP17s for the same patient ID Re-attending within 3 months - Adults	131	1,255	10.4%	13.4%	15.6%	15.4%
% of FP17s for the same patient ID Re-attending between 3 & 9 months - Children	978	1,526	64.1%	63.4%	61.2%	59.7%
% of FP17s for the same patient ID Re-attending between 3 & 9 months - Adults	782	1,255	62.3%	56.9%	54.3%	51.7%
% of FP17s for Band 1 Urgent Courses	131	2,506	5.2%	7.5%	9.1%	9.2%
% of FP17s Relating to Free Repair or Replacements	11	2,506	0.4%	0.9%	0.9%	0.7%
% of FP17s Relating to Continuations	2	2,506	0.1%	0.9%	1.0%	0.8%
% of Patients satisfied with the dentistry they have received	0	1	N/A	94.6%	94.4%	93.5%
% of Patients satisfied with the time they had to wait for an appointment	1	1	N/A	86.1%	88.1%	87.4%

\* This is based on patients treated on this contract for their most recent course of treatment. Figures in italics indicate the base number of FP17s or Patient Questionnaire responses are less than 100. N/A is shown where the base number of responses is less than 10 during the period. % is calculated as Quantity/Base number\*100

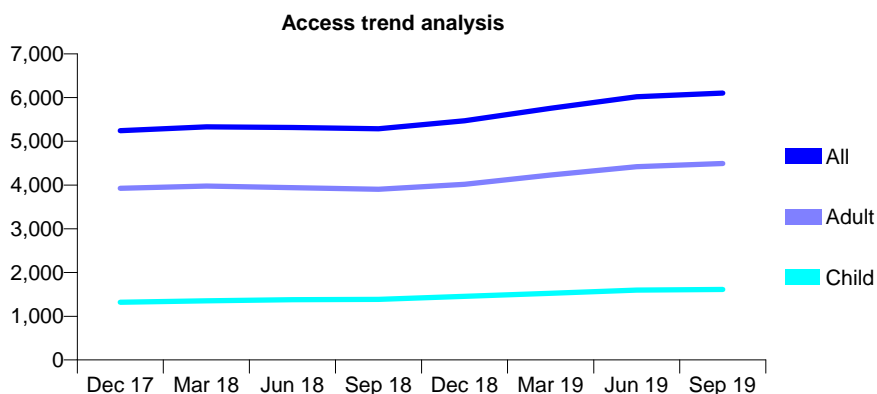
## Q52 - Vital Signs At a Glance Contract Report for 941662/0001 - September 2019

Name or company name	Thota and Thota
Contract type name	GDS Contract
Purpose of contract	General
Contract start date	01/04/2006
Contract end date	

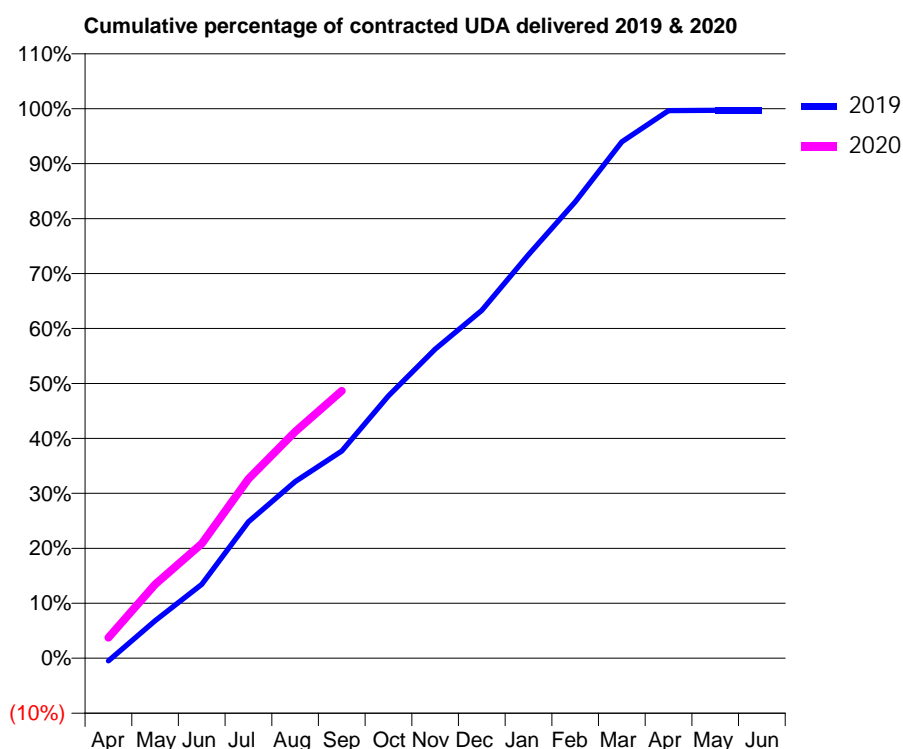
19/20 Contracted general activity (UDA)	15,400
Carry forward general activity (UDA)	44
19/20 Contracted orthodontic activity (UOA)	0
Carry forward orthodontic activity (UOA)	0
Baseline contract value	£593,060.08

### ACCESS\*

Patients seen in 24 months	Total	Change since previous quarter
Quarter ending September 2018	5,288	
Quarter ending December 2018	5,470	↑
Quarter ending March 2019	5,753	↑
Quarter ending June 2019	6,018	↑
Quarter ending September 2019	6,103	→
<b>Variance since September 2018</b>	<b>15.4%</b>	<b>↑</b>



### ACTIVITY



Month	Adjusted Scheduled Activity (UDA)	
	2019	2020
April	-77	577
May	1,053	2,069
June	2,070	3,210
July	3,826	5,024
August	4,951	6,347
September	5,804	7,492
October	7,353	
November	8,663	
December	9,750	
January	11,310	
February	12,787	
March	14,468	
April	15,348	
May	15,355	
June	15,356	

### QUALITY

	Quantity	Base Number	Contract	AT	Region	England
% of FP17s for the same patient ID Re-attending within 3 months - Children	107	1,251	8.6%	10.1%	12.1%	11.5%
% of FP17s for the same patient ID Re-attending within 3 months - Adults	503	3,401	14.8%	13.4%	15.6%	15.4%
% of FP17s for the same patient ID Re-attending between 3 & 9 months - Children	792	1,251	63.3%	63.4%	61.2%	59.7%
% of FP17s for the same patient ID Re-attending between 3 & 9 months - Adults	1,953	3,401	57.4%	56.9%	54.3%	51.7%
% of FP17s for Band 1 Urgent Courses	346	4,229	8.2%	7.5%	9.1%	9.2%
% of FP17s Relating to Free Repair or Replacements	106	4,229	2.5%	0.9%	0.9%	0.7%
% of FP17s Relating to Continuations	19	4,229	0.4%	0.9%	1.0%	0.8%
% of Patients satisfied with the dentistry they have received	2	2	N/A	94.6%	94.4%	93.5%
% of Patients satisfied with the time they had to wait for an appointment	2	2	N/A	86.1%	88.1%	87.4%

\* This is based on patients treated on this contract for their most recent course of treatment.

Figures in italics indicate the base number of FP17s or Patient Questionnaire responses are less than 100. N/A is shown where the base number of responses is less than 10 during the period. % is calculated as Quantity/Base number\*100

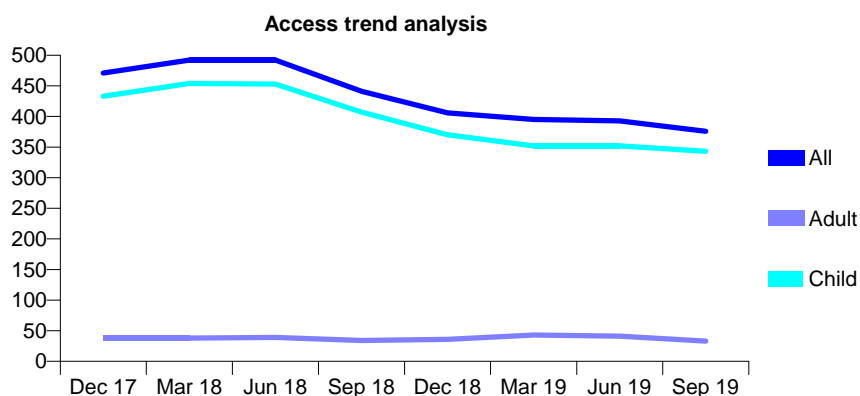
## Q52 - Vital Signs At a Glance Contract Report for 941670/0001 - September 2019

Name or company name	MR JA SINCLAIR
Contract type name	GDS Contract
Purpose of contract	General
Contract start date	25/03/2011
Contract end date	

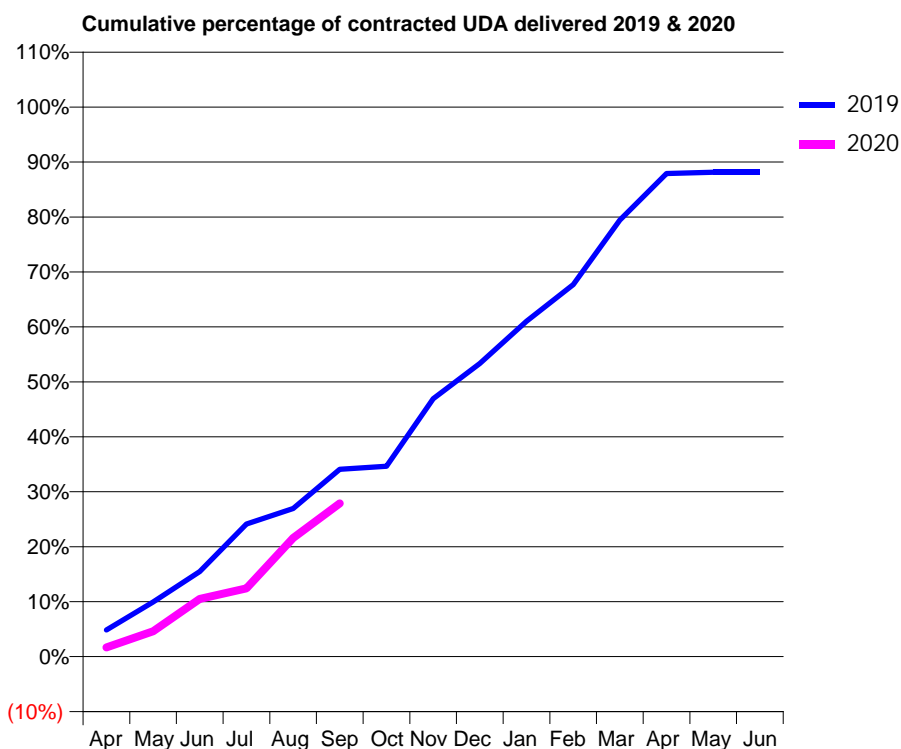
19/20 Contracted general activity (UDA)	886
Carry forward general activity (UDA)	0
19/20 Contracted orthodontic activity (UOA)	0
Carry forward orthodontic activity (UOA)	0
Baseline contract value	£19,103.78

### ACCESS\*

Patients seen in 24 months	Total	Change since previous quarter
Quarter ending September 2018	441	
Quarter ending December 2018	406	↓
Quarter ending March 2019	395	↓
Quarter ending June 2019	393	→
Quarter ending September 2019	376	↓
<b>Variance since September 2018</b>	<b>(14.7%)</b>	<b>↓</b>



### ACTIVITY



Month	Adjusted Scheduled Activity (UDA)	
	2019	2020
April	43	15
May	88	41
June	137	93
July	214	110
August	239	191
September	302	247
October	307	
November	416	
December	472	
January	541	
February	600	
March	704	
April	779	
May	781	
June	781	

### QUALITY

	Quantity	Base Number	Contract	AT	Region	England
% of FP17s for the same patient ID Re-attending within 3 months - Children	9	244	3.7%	10.1%	12.1%	11.5%
% of FP17s for the same patient ID Re-attending within 3 months - Adults	0	0	N/A	13.4%	15.6%	15.4%
% of FP17s for the same patient ID Re-attending between 3 & 9 months - Children	155	244	63.5%	63.4%	61.2%	59.7%
% of FP17s for the same patient ID Re-attending between 3 & 9 months - Adults	0	0	N/A	56.9%	54.3%	51.7%
% of FP17s for Band 1 Urgent Courses	1	183	0.5%	7.5%	9.1%	9.2%
% of FP17s Relating to Free Repair or Replacements	0	183	0.0%	0.9%	0.9%	0.7%
% of FP17s Relating to Continuations	0	183	0.0%	0.9%	1.0%	0.8%
% of Patients satisfied with the dentistry they have received	0	0	N/A	94.6%	94.4%	93.5%
% of Patients satisfied with the time they had to wait for an appointment	0	0	N/A	86.1%	88.1%	87.4%

\* This is based on patients treated on this contract for their most recent course of treatment. Figures in italics indicate the base number of FP17s or Patient Questionnaire responses are less than 100. N/A is shown where the base number of responses is less than 10 during the period. % is calculated as Quantity/Base number\*100



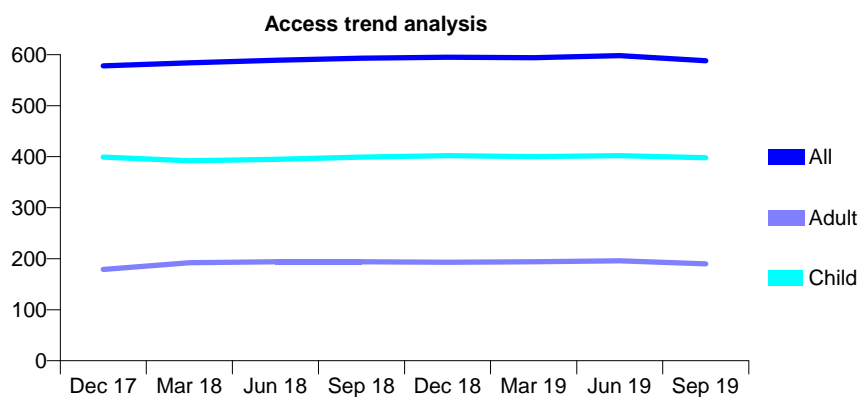
## Q52 - Vital Signs At a Glance Contract Report for 964387/0001 - September 2019

Name or company name	MR NP COLE
Contract type name	GDS Contract
Purpose of contract	General
Contract start date	04/10/2010
Contract end date	

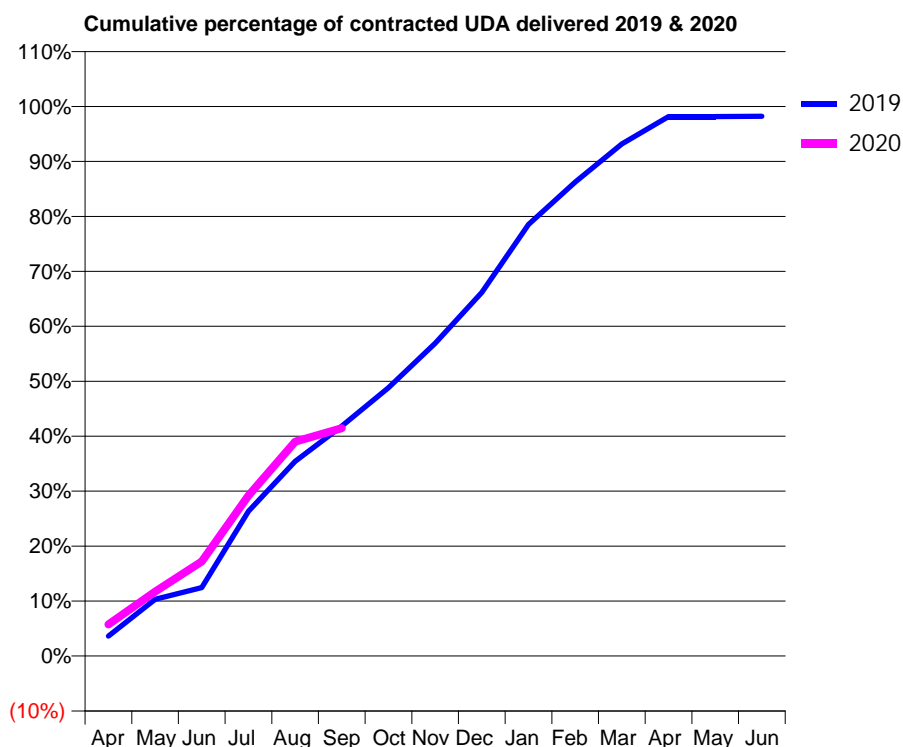
19/20 Contracted general activity (UDA)	1,550
Carry forward general activity (UDA)	28
19/20 Contracted orthodontic activity (UOA)	0
Carry forward orthodontic activity (UOA)	0
Baseline contract value	£47,570.51

### ACCESS\*

Patients seen in 24 months	Total	Change since previous quarter
Quarter ending September 2018	593	
Quarter ending December 2018	595	→
Quarter ending March 2019	594	→
Quarter ending June 2019	598	→
Quarter ending September 2019	588	↓
<b>Variance since September 2018</b>	<b>(0.8%)</b>	<b>→</b>



### ACTIVITY



Month	Adjusted Scheduled Activity (UDA)	
	2019	2020
April	56	89
May	160	182
June	193	266
July	408	453
August	549	605
September	649	643
October	757	
November	882	
December	1,026	
January	1,217	
February	1,337	
March	1,444	
April	1,521	
May	1,521	
June	1,522	

### QUALITY

	Quantity	Base Number	Contract	AT	Region	England
% of FP17s for the same patient ID Re-attending within 3 months - Children	19	405	4.7%	10.1%	12.1%	11.5%
% of FP17s for the same patient ID Re-attending within 3 months - Adults	7	117	6.0%	13.4%	15.6%	15.4%
% of FP17s for the same patient ID Re-attending between 3 & 9 months - Children	313	405	77.3%	63.4%	61.2%	59.7%
% of FP17s for the same patient ID Re-attending between 3 & 9 months - Adults	71	117	60.7%	56.9%	54.3%	51.7%
% of FP17s for Band 1 Urgent Courses	13	458	2.8%	7.5%	9.1%	9.2%
% of FP17s Relating to Free Repair or Replacements	0	458	0.0%	0.9%	0.9%	0.7%
% of FP17s Relating to Continuations	0	458	0.0%	0.9%	1.0%	0.8%
% of Patients satisfied with the dentistry they have received	1	1	N/A	94.6%	94.4%	93.5%
% of Patients satisfied with the time they had to wait for an appointment	0	1	N/A	86.1%	88.1%	87.4%

\* This is based on patients treated on this contract for their most recent course of treatment. Figures in italics indicate the base number of FP17s or Patient Questionnaire responses are less than 100. N/A is shown where the base number of responses is less than 10 during the period. % is calculated as Quantity/Base number\*100

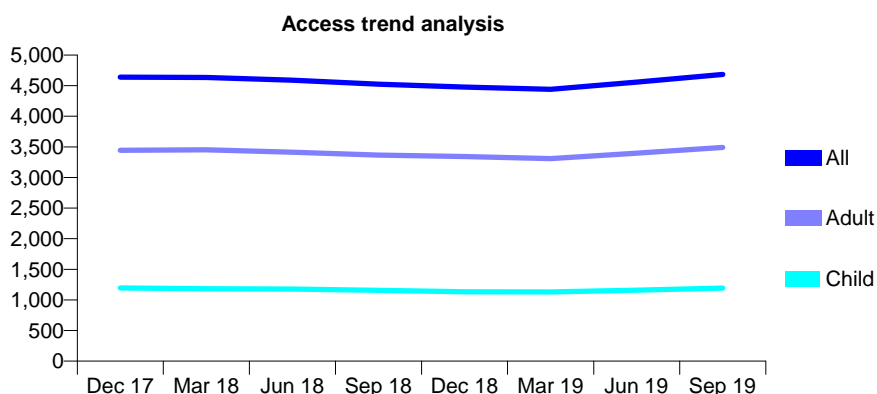
## Q52 - Vital Signs At a Glance Contract Report for 973793/0001 - September 2019

Name or company name	MR RB LAD
Contract type name	GDS Contract
Purpose of contract	General
Contract start date	02/08/2010
Contract end date	

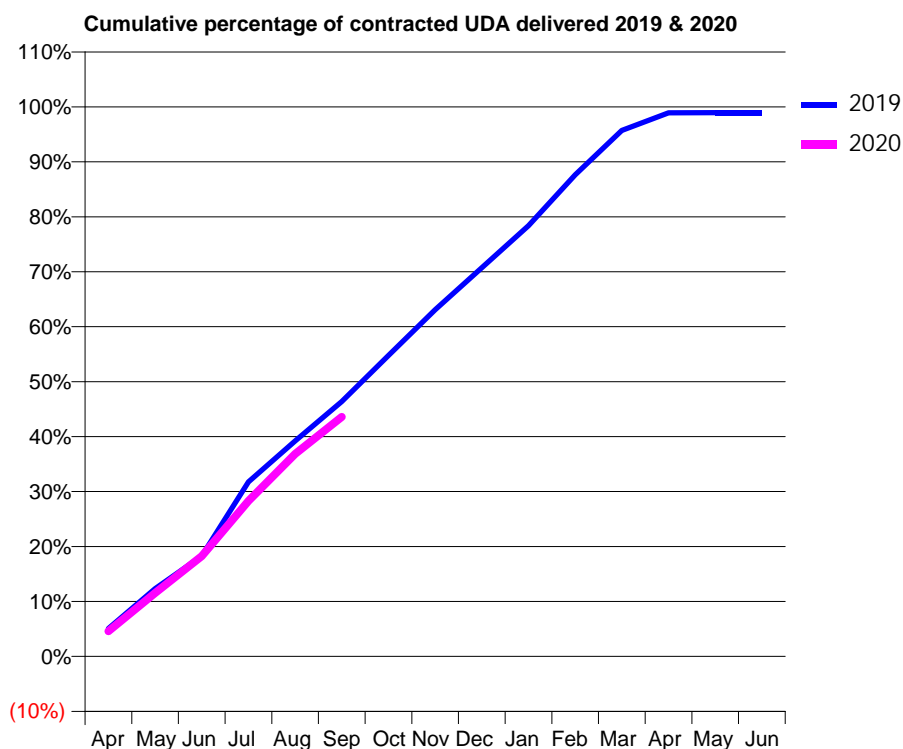
19/20 Contracted general activity (UDA)	13,862
Carry forward general activity (UDA)	147
19/20 Contracted orthodontic activity (UOA)	0
Carry forward orthodontic activity (UOA)	0
Baseline contract value	£445,215.24

### ACCESS\*

Patients seen in 24 months	Total	Change since previous quarter
Quarter ending September 2018	4,525	
Quarter ending December 2018	4,478	↓
Quarter ending March 2019	4,441	→
Quarter ending June 2019	4,559	↑
Quarter ending September 2019	4,684	↑
<b>Variance since September 2018</b>	<b>3.5%</b>	<b>↑</b>



### ACTIVITY



Month	2019	2020
April	704	636
May	1,709	1,602
June	2,534	2,529
July	4,400	3,922
August	5,437	5,109
September	6,429	6,043
October	7,589	
November	8,744	
December	9,804	
January	10,864	
February	12,148	
March	13,265	
April	13,711	
May	13,715	
June	13,715	

### QUALITY

	Quantity	Base Number	Contract	AT	Region	England
% of FP17s for the same patient ID Re-attending within 3 months - Children	92	1,010	9.1%	10.1%	12.1%	11.5%
% of FP17s for the same patient ID Re-attending within 3 months - Adults	333	2,838	11.7%	13.4%	15.6%	15.4%
% of FP17s for the same patient ID Re-attending between 3 & 9 months - Children	643	1,010	63.7%	63.4%	61.2%	59.7%
% of FP17s for the same patient ID Re-attending between 3 & 9 months - Adults	1,847	2,838	65.1%	56.9%	54.3%	51.7%
% of FP17s for Band 1 Urgent Courses	132	3,317	4.0%	7.5%	9.1%	9.2%
% of FP17s Relating to Free Repair or Replacements	24	3,317	0.7%	0.9%	0.9%	0.7%
% of FP17s Relating to Continuations	21	3,317	0.6%	0.9%	1.0%	0.8%
% of Patients satisfied with the dentistry they have received	3	3	N/A	94.6%	94.4%	93.5%
% of Patients satisfied with the time they had to wait for an appointment	3	3	N/A	86.1%	88.1%	87.4%

\* This is based on patients treated on this contract for their most recent course of treatment. Figures in italics indicate the base number of FP17s or Patient Questionnaire responses are less than 100. N/A is shown where the base number of responses is less than 10 during the period. % is calculated as Quantity/Base number\*100

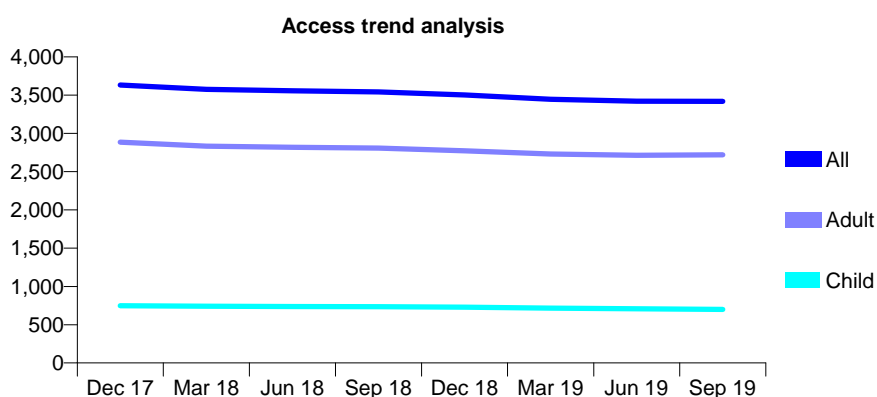
## Q52 - Vital Signs At a Glance Contract Report for 999261/0001 - September 2019

Name or company name	The Dental Surgery, Shepley
Contract type name	GDS Contract
Purpose of contract	General
Contract start date	01/04/2006
Contract end date	

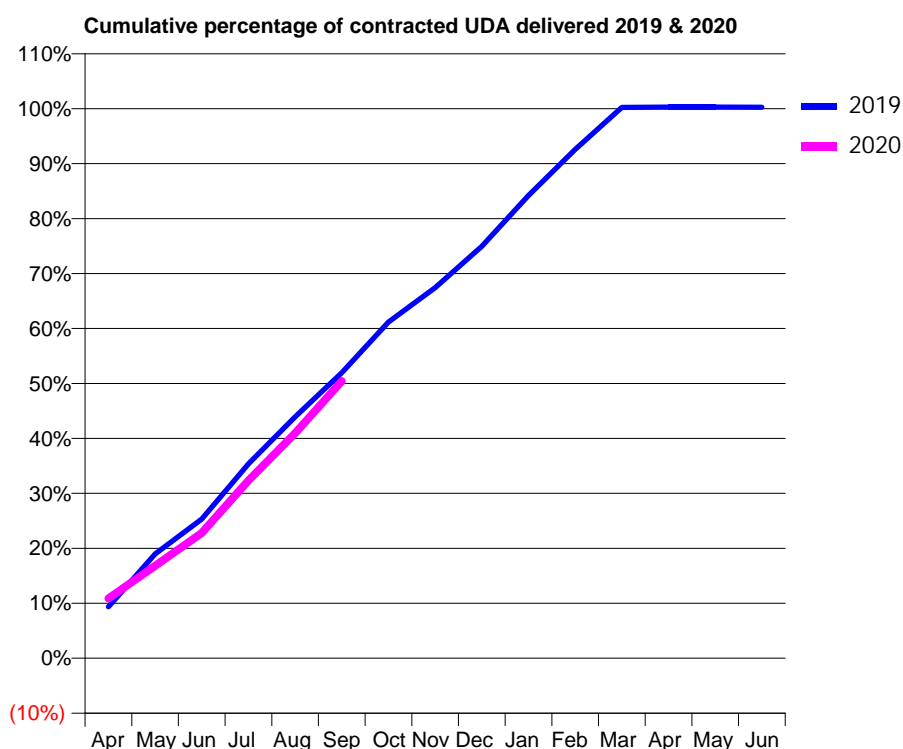
19/20 Contracted general activity (UDA)	10,750
Carry forward general activity (UDA)	-28
19/20 Contracted orthodontic activity (UOA)	0
Carry forward orthodontic activity (UOA)	0
Baseline contract value	£255,913.78

### ACCESS\*

Patients seen in 24 months	Total	Change since previous quarter
Quarter ending September 2018	3,542	
Quarter ending December 2018	3,502	↓
Quarter ending March 2019	3,446	↓
Quarter ending June 2019	3,420	→
Quarter ending September 2019	3,418	→
<b>Variance since September 2018</b>	<b>(3.5%)</b>	<b>↓</b>



### ACTIVITY



Month	2019	2020
April	1,005	1,171
May	2,037	1,808
June	2,722	2,451
July	3,802	3,476
August	4,723	4,402
September	5,584	5,421
October	6,576	
November	7,248	
December	8,057	
January	9,052	
February	9,953	
March	10,775	
April	10,779	
May	10,779	
June	10,778	

### QUALITY

	Quantity	Base Number	Contract	AT	Region	England
% of FP17s for the same patient ID Re-attending within 3 months - Children	63	681	9.3%	10.1%	12.1%	11.5%
% of FP17s for the same patient ID Re-attending within 3 months - Adults	360	2,401	15.0%	13.4%	15.6%	15.4%
% of FP17s for the same patient ID Re-attending between 3 & 9 months - Children	507	681	74.4%	63.4%	61.2%	59.7%
% of FP17s for the same patient ID Re-attending between 3 & 9 months - Adults	1,499	2,401	62.4%	56.9%	54.3%	51.7%
% of FP17s for Band 1 Urgent Courses	201	3,079	6.5%	7.5%	9.1%	9.2%
% of FP17s Relating to Free Repair or Replacements	90	3,079	2.9%	0.9%	0.9%	0.7%
% of FP17s Relating to Continuations	26	3,079	0.8%	0.9%	1.0%	0.8%
% of Patients satisfied with the dentistry they have received	2	2	N/A	94.6%	94.4%	93.5%
% of Patients satisfied with the time they had to wait for an appointment	2	2	N/A	86.1%	88.1%	87.4%

\* This is based on patients treated on this contract for their most recent course of treatment. Figures in italics indicate the base number of FP17s or Patient Questionnaire responses are less than 100. N/A is shown where the base number of responses is less than 10 during the period. % is calculated as Quantity/Base number\*100

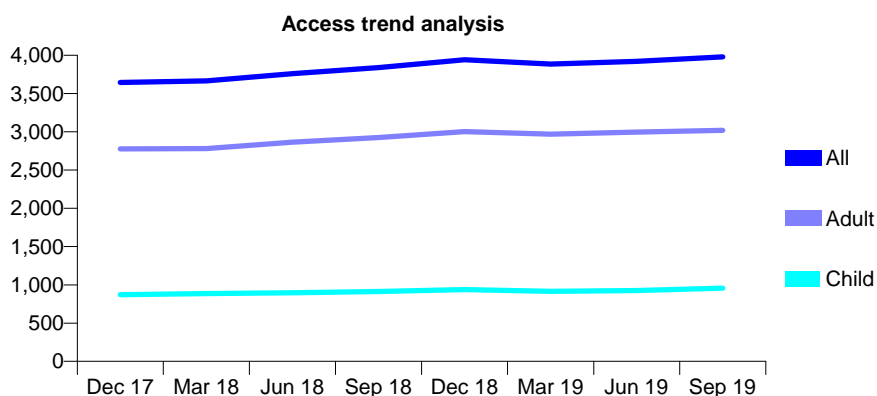
## Q52 - Vital Signs At a Glance Contract Report for 999261/0002 - September 2019

Name or company name	Lepton Dental Surgery
Contract type name	GDS Contract
Purpose of contract	General
Contract start date	01/04/2006
Contract end date	

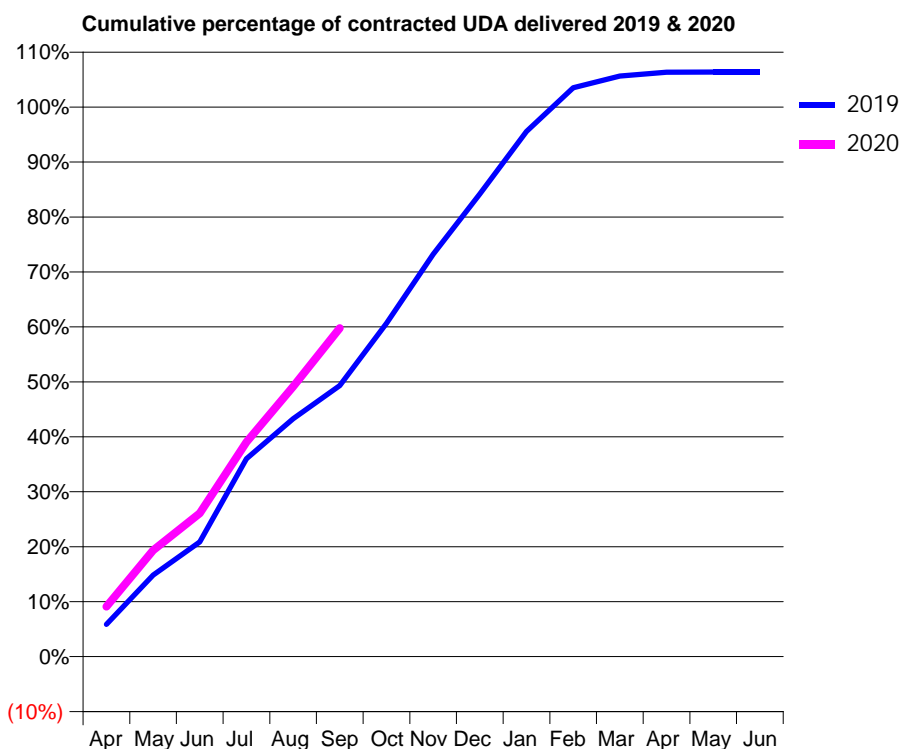
19/20 Contracted general activity (UDA)	11,000
Carry forward general activity (UDA)	-220
19/20 Contracted orthodontic activity (UOA)	0
Carry forward orthodontic activity (UOA)	0
Baseline contract value	£261,319.68

### ACCESS\*

Patients seen in 24 months	Total	Change since previous quarter
Quarter ending September 2018	3,839	
Quarter ending December 2018	3,941	↑
Quarter ending March 2019	3,884	↓
Quarter ending June 2019	3,921	→
Quarter ending September 2019	3,978	→
<b>Variance since September 2018</b>	<b>3.6%</b>	<b>↑</b>



### ACTIVITY



Month	Adjusted Scheduled Activity (UDA)	
	2019	2020
April	643	1,002
May	1,633	2,130
June	2,294	2,868
July	3,962	4,294
August	4,764	5,407
September	5,425	6,575
October	6,673	
November	8,054	
December	9,258	
January	10,510	
February	11,387	
March	11,621	
April	11,699	
May	11,700	
June	11,700	

### QUALITY

	Quantity	Base Number	Contract	AT	Region	England
% of FP17s for the same patient ID Re-attending within 3 months - Children	77	954	8.1%	10.1%	12.1%	11.5%
% of FP17s for the same patient ID Re-attending within 3 months - Adults	299	2,609	11.5%	13.4%	15.6%	15.4%
% of FP17s for the same patient ID Re-attending between 3 & 9 months - Children	651	954	68.2%	63.4%	61.2%	59.7%
% of FP17s for the same patient ID Re-attending between 3 & 9 months - Adults	1,686	2,609	64.6%	56.9%	54.3%	51.7%
% of FP17s for Band 1 Urgent Courses	171	3,527	4.8%	7.5%	9.1%	9.2%
% of FP17s Relating to Free Repair or Replacements	67	3,527	1.9%	0.9%	0.9%	0.7%
% of FP17s Relating to Continuations	43	3,527	1.2%	0.9%	1.0%	0.8%
% of Patients satisfied with the dentistry they have received	1	1	N/A	94.6%	94.4%	93.5%
% of Patients satisfied with the time they had to wait for an appointment	1	1	N/A	86.1%	88.1%	87.4%

\* This is based on patients treated on this contract for their most recent course of treatment. Figures in italics indicate the base number of FP17s or Patient Questionnaire responses are less than 100. N/A is shown where the base number of responses is less than 10 during the period. % is calculated as Quantity/Base number\*100

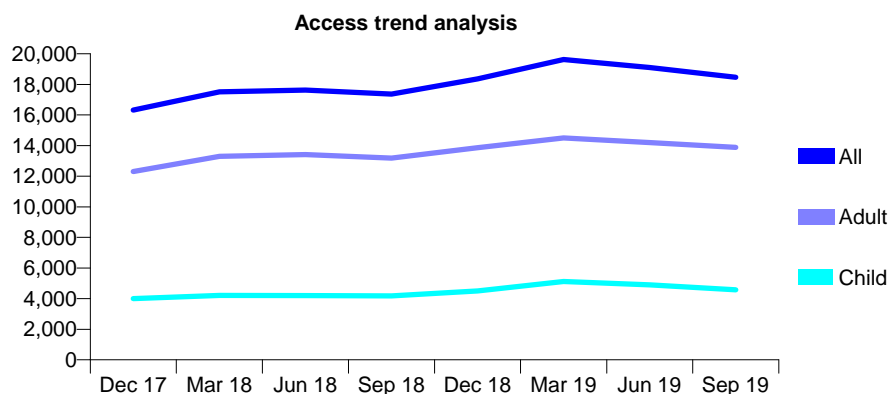
## Q53 - Vital Signs At a Glance Contract Report for 100138/0000 - September 2019

Name or company name	Longfellow Road Partnership
Contract type name	GDS Contract
Purpose of contract	General
Contract start date	01/05/2016
Contract end date	

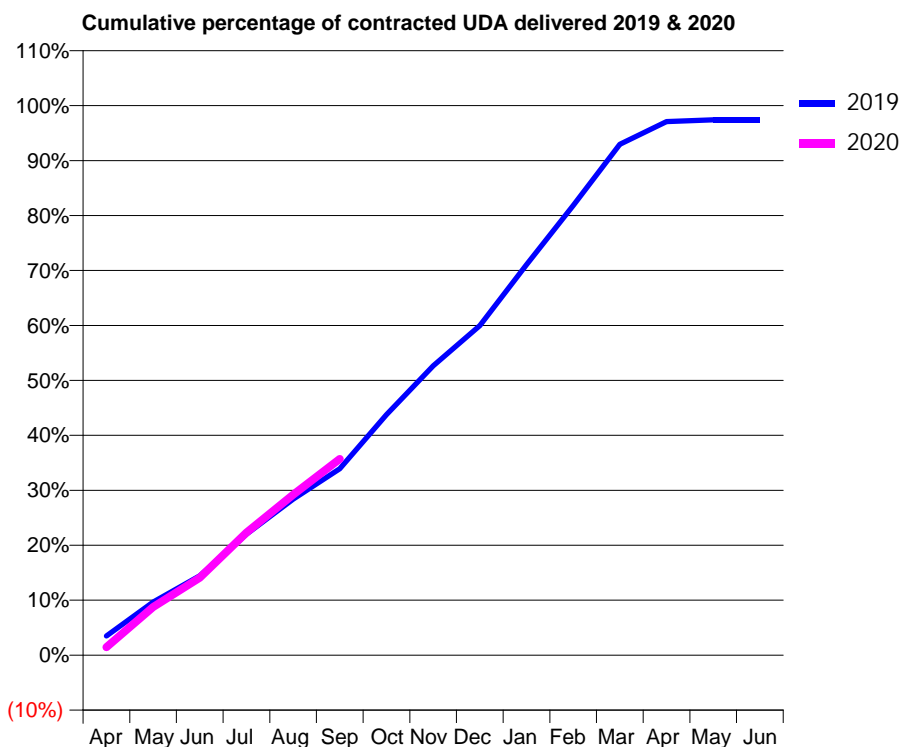
19/20 Contracted general activity (UDA)	49,397
Carry forward general activity (UDA)	1,287
19/20 Contracted orthodontic activity (UOA)	0
Carry forward orthodontic activity (UOA)	0
Baseline contract value	£1,215,325.66

### ACCESS\*

Patients seen in 24 months	Total	Change since previous quarter
Quarter ending September 2018	17,369	
Quarter ending December 2018	18,362	↑
Quarter ending March 2019	19,627	↑
Quarter ending June 2019	19,104	↓
Quarter ending September 2019	18,468	↓
<b>Variance since September 2018</b>	<b>6.3%</b>	<b>↑</b>



### ACTIVITY



Month	Adjusted Scheduled Activity (UDA)	
	2019	2020
April	1,723	718
May	4,775	4,330
June	7,143	6,955
July	10,884	11,020
August	14,017	14,424
September	16,764	17,640
October	21,615	
November	26,006	
December	29,619	
January	35,099	
February	40,414	
March	45,921	
April	47,959	
May	48,127	
June	48,109	

### QUALITY

	Quantity	Base Number	Contract	AT	Region	England
% of FP17s for the same patient ID Re-attending within 3 months - Children	129	2,790	4.6%	8.9%	11.3%	11.5%
% of FP17s for the same patient ID Re-attending within 3 months - Adults	715	7,867	9.1%	12.3%	14.7%	15.4%
% of FP17s for the same patient ID Re-attending between 3 & 9 months - Children	1,457	2,790	52.2%	60.2%	60.8%	59.7%
% of FP17s for the same patient ID Re-attending between 3 & 9 months - Adults	3,854	7,867	49.0%	51.1%	52.8%	51.7%
% of FP17s for Band 1 Urgent Courses	627	9,713	6.5%	7.4%	8.2%	9.2%
% of FP17s Relating to Free Repair or Replacements	80	9,713	0.8%	0.8%	0.7%	0.7%
% of FP17s Relating to Continuations	11	9,713	0.1%	0.8%	0.8%	0.8%
% of Patients satisfied with the dentistry they have received	3	3	N/A	94.5%	93.2%	93.5%
% of Patients satisfied with the time they had to wait for an appointment	2	3	N/A	91.1%	88.5%	87.4%

\* This is based on patients treated on this contract for their most recent course of treatment. Figures in italics indicate the base number of FP17s or Patient Questionnaire responses are less than 100. N/A is shown where the base number of responses is less than 10 during the period. % is calculated as Quantity/Base number\*100

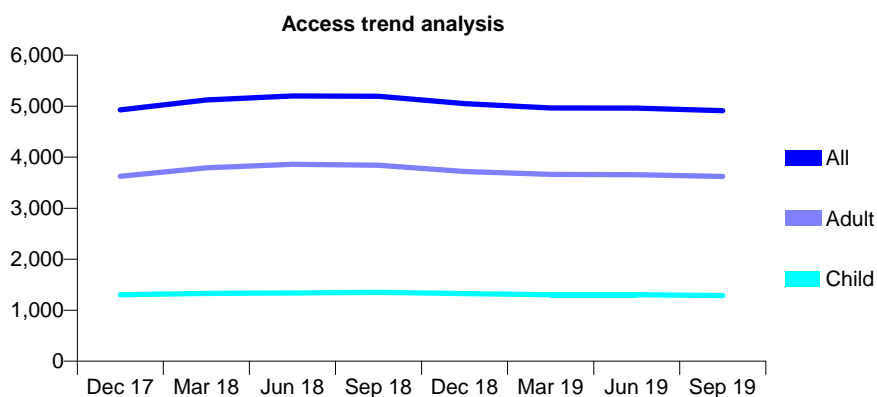
## Q53 - Vital Signs At a Glance Contract Report for 100188/0000 - September 2019

Name or company name	High Street Dental Practice
Contract type name	GDS Contract
Purpose of contract	General
Contract start date	01/07/2016
Contract end date	

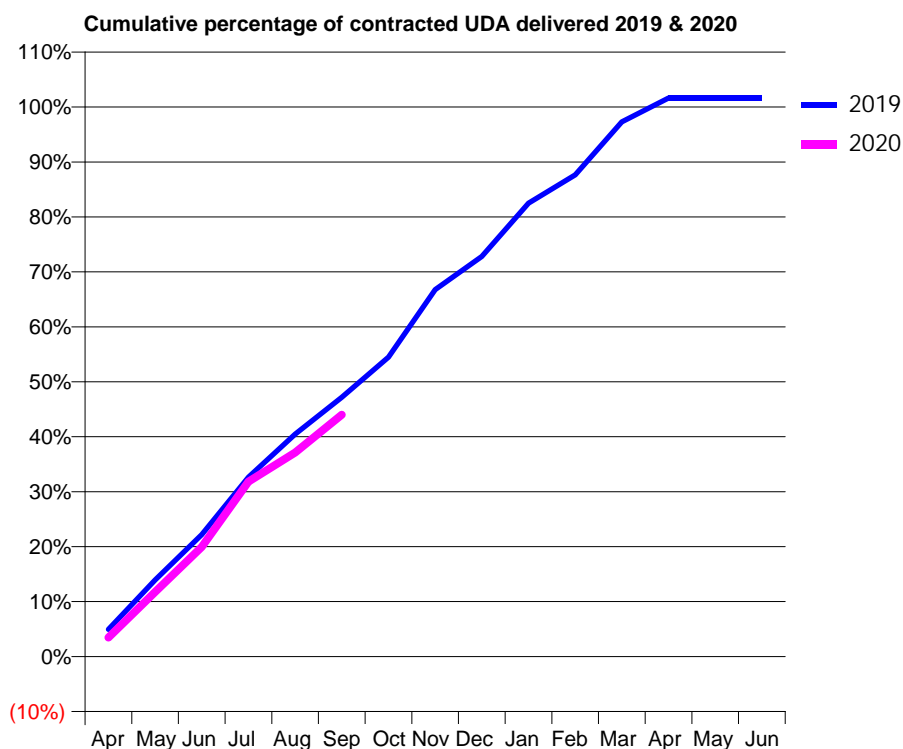
19/20 Contracted general activity (UDA)	14,203
Carry forward general activity (UDA)	-232
19/20 Contracted orthodontic activity (UOA)	0
Carry forward orthodontic activity (UOA)	0
Baseline contract value	£314,454.05

### ACCESS\*

Patients seen in 24 months	Total	Change since previous quarter
Quarter ending September 2018	5,197	
Quarter ending December 2018	5,050	↓
Quarter ending March 2019	4,966	↓
Quarter ending June 2019	4,963	→
Quarter ending September 2019	4,912	↓
<b>Variance since September 2018</b>	<b>(5.5%)</b>	<b>↓</b>



### ACTIVITY



Month	Adjusted Scheduled Activity (UDA)	
	2019	2020
April	706	492
May	1,982	1,670
June	3,151	2,830
July	4,636	4,520
August	5,748	5,275
September	6,697	6,249
October	7,741	
November	9,484	
December	10,343	
January	11,717	
February	12,448	
March	13,819	
April	14,435	
May	14,436	
June	14,436	

### QUALITY

	Quantity	Base Number	Contract	AT	Region	England
% of FP17s for the same patient ID Re-attending within 3 months - Children	65	1,082	6.0%	8.9%	11.3%	11.5%
% of FP17s for the same patient ID Re-attending within 3 months - Adults	380	2,894	13.1%	12.3%	14.7%	15.4%
% of FP17s for the same patient ID Re-attending between 3 & 9 months - Children	691	1,082	63.9%	60.2%	60.8%	59.7%
% of FP17s for the same patient ID Re-attending between 3 & 9 months - Adults	1,793	2,894	62.0%	51.1%	52.8%	51.7%
% of FP17s for Band 1 Urgent Courses	167	3,605	4.6%	7.4%	8.2%	9.2%
% of FP17s Relating to Free Repair or Replacements	19	3,605	0.5%	0.8%	0.7%	0.7%
% of FP17s Relating to Continuations	77	3,605	2.1%	0.8%	0.8%	0.8%
% of Patients satisfied with the dentistry they have received	2	3	N/A	94.5%	93.2%	93.5%
% of Patients satisfied with the time they had to wait for an appointment	3	3	N/A	91.1%	88.5%	87.4%

\* This is based on patients treated on this contract for their most recent course of treatment. Figures in italics indicate the base number of FP17s or Patient Questionnaire responses are less than 100. N/A is shown where the base number of responses is less than 10 during the period. % is calculated as Quantity/Base number\*100

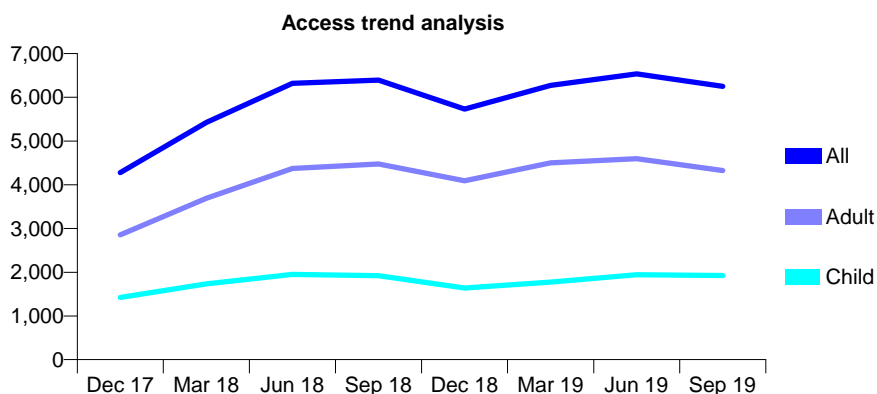
## Q53 - Vital Signs At a Glance Contract Report for 100395/0000 - September 2019

Name or company name	MR NJ GIBB
Contract type name	GDS Contract
Purpose of contract	General
Contract start date	01/04/2017
Contract end date	

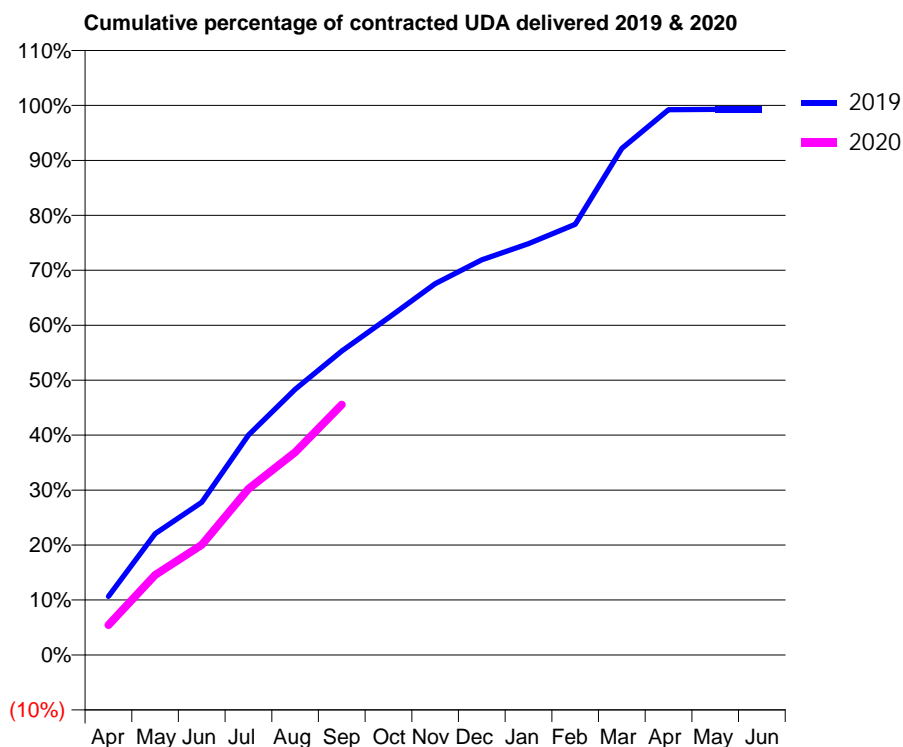
19/20 Contracted general activity (UDA)	15,000
Carry forward general activity (UDA)	111
19/20 Contracted orthodontic activity (UOA)	0
Carry forward orthodontic activity (UOA)	0
Baseline contract value	£368,745.85

### ACCESS\*

Patients seen in 24 months	Total	Change since previous quarter
Quarter ending September 2018	6,395	
Quarter ending December 2018	5,732	↓
Quarter ending March 2019	6,274	↑
Quarter ending June 2019	6,535	↑
Quarter ending September 2019	6,252	↓
<b>Variance since September 2018</b>	<b>(2.2%)</b>	<b>↓</b>



### ACTIVITY



Adjusted Scheduled Activity (UDA)		
Month	2019	2020
April	1,599	818
May	3,309	2,185
June	4,166	3,006
July	6,002	4,535
August	7,253	5,534
September	8,292	6,829
October	9,204	
November	10,134	
December	10,784	
January	11,229	
February	11,755	
March	13,823	
April	14,883	
May	14,889	
June	14,889	

### QUALITY

	Quantity	Base Number	Contract	AT	Region	England
% of FP17s for the same patient ID Re-attending within 3 months - Children	71	1,569	4.5%	8.9%	11.3%	11.5%
% of FP17s for the same patient ID Re-attending within 3 months - Adults	265	2,993	8.9%	12.3%	14.7%	15.4%
% of FP17s for the same patient ID Re-attending between 3 & 9 months - Children	502	1,569	32.0%	60.2%	60.8%	59.7%
% of FP17s for the same patient ID Re-attending between 3 & 9 months - Adults	917	2,993	30.6%	51.1%	52.8%	51.7%
% of FP17s for Band 1 Urgent Courses	364	3,902	9.3%	7.4%	8.2%	9.2%
% of FP17s Relating to Free Repair or Replacements	25	3,902	0.6%	0.8%	0.7%	0.7%
% of FP17s Relating to Continuations	66	3,902	1.7%	0.8%	0.8%	0.8%
% of Patients satisfied with the dentistry they have received	0	0	N/A	94.5%	93.2%	93.5%
% of Patients satisfied with the time they had to wait for an appointment	0	0	N/A	91.1%	88.5%	87.4%

\* This is based on patients treated on this contract for their most recent course of treatment.

Figures in italics indicate the base number of FP17s or Patient Questionnaire responses are less than 100. N/A is shown where the base number of responses is less than 10 during the period. % is calculated as Quantity/Base number\*100

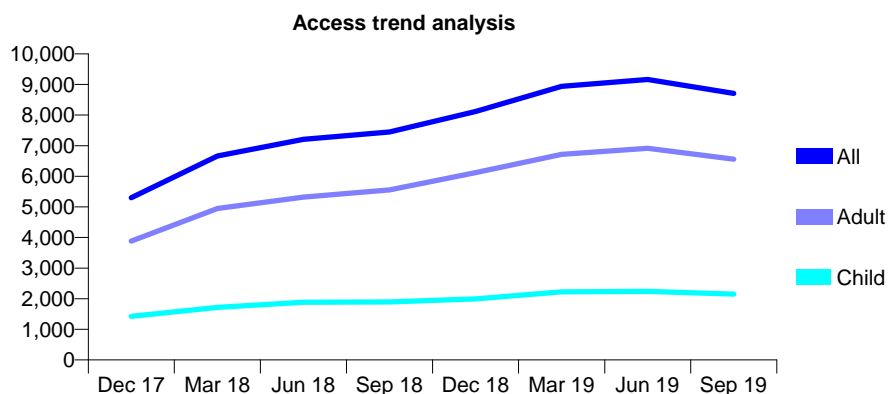
## Q53 - Vital Signs At a Glance Contract Report for 100397/0000 - September 2019

Name or company name	MR A PANDEY
Contract type name	GDS Contract
Purpose of contract	General
Contract start date	01/04/2017
Contract end date	

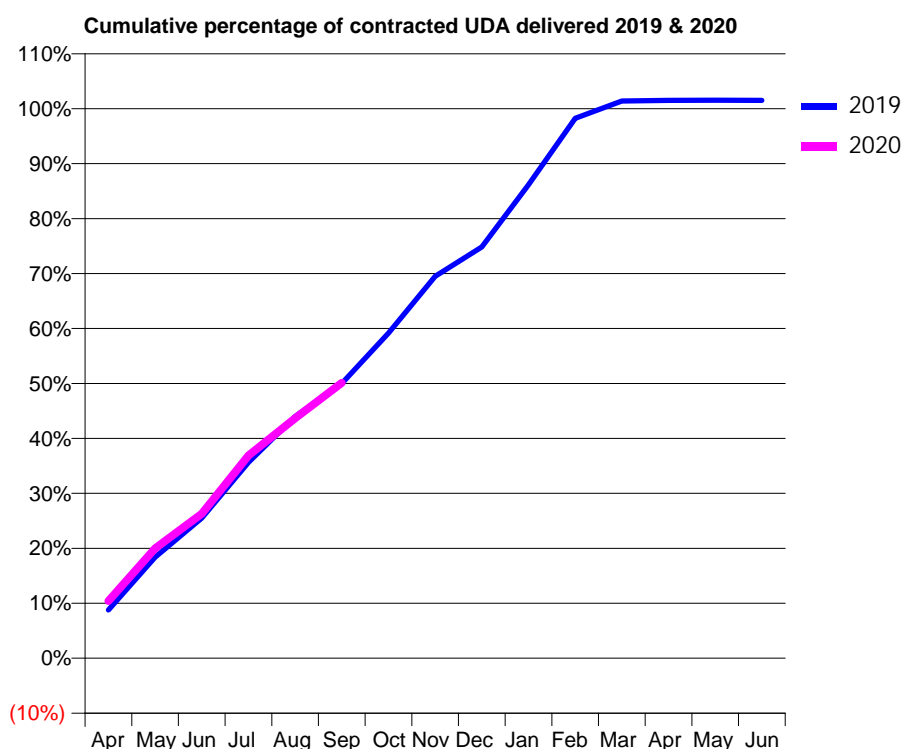
19/20 Contracted general activity (UDA)	26,200
Carry forward general activity (UDA)	-393
19/20 Contracted orthodontic activity (UOA)	0
Carry forward orthodontic activity (UOA)	0
Baseline contract value	£570,854.79

### ACCESS\*

Patients seen in 24 months	Total	Change since previous quarter
Quarter ending September 2018	7,448	
Quarter ending December 2018	8,116	↑
Quarter ending March 2019	8,938	↑
Quarter ending June 2019	9,160	↑
Quarter ending September 2019	8,708	↓
<b>Variance since September 2018</b>	<b>16.9%</b>	<b>↑</b>



### ACTIVITY



Month	2019	2020
April	2,306	2,731
May	4,820	5,245
June	6,679	6,892
July	9,335	9,659
August	11,525	11,438
September	13,101	13,124
October	15,496	
November	18,204	
December	19,606	
January	22,574	
February	25,738	
March	26,562	
April	26,594	
May	26,596	
June	26,593	

### QUALITY

	Quantity	Base Number	Contract	AT	Region	England
% of FP17s for the same patient ID Re-attending within 3 months - Children	71	1,405	5.1%	8.9%	11.3%	11.5%
% of FP17s for the same patient ID Re-attending within 3 months - Adults	590	4,210	14.0%	12.3%	14.7%	15.4%
% of FP17s for the same patient ID Re-attending between 3 & 9 months - Children	746	1,405	53.1%	60.2%	60.8%	59.7%
% of FP17s for the same patient ID Re-attending between 3 & 9 months - Adults	1,902	4,210	45.2%	51.1%	52.8%	51.7%
% of FP17s for Band 1 Urgent Courses	664	5,582	11.9%	7.4%	8.2%	9.2%
% of FP17s Relating to Free Repair or Replacements	37	5,582	0.7%	0.8%	0.7%	0.7%
% of FP17s Relating to Continuations	80	5,582	1.4%	0.8%	0.8%	0.8%
% of Patients satisfied with the dentistry they have received	4	5	N/A	94.5%	93.2%	93.5%
% of Patients satisfied with the time they had to wait for an appointment	4	5	N/A	91.1%	88.5%	87.4%

\* This is based on patients treated on this contract for their most recent course of treatment.

Figures in italics indicate the base number of FP17s or Patient Questionnaire responses are less than 100. N/A is shown where the base number of responses is less than 10 during the period. % is calculated as Quantity/Base number\*100



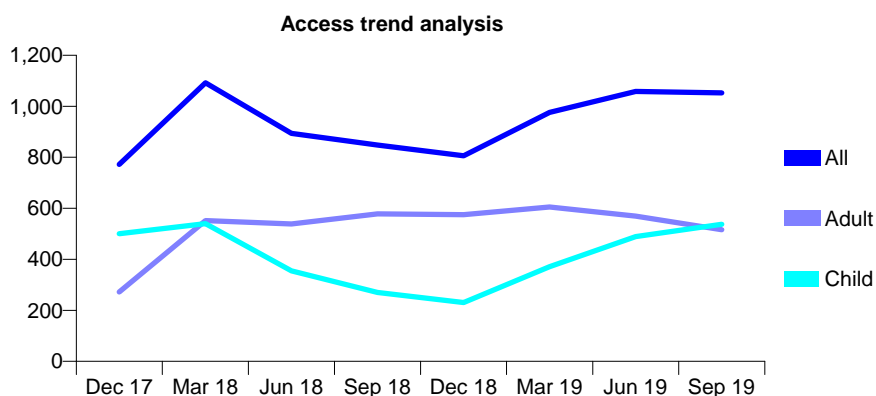
## Q53 - Vital Signs At a Glance Contract Report for 100399/0000 - September 2019

Name or company name	MR T MIRZA
Contract type name	GDS Contract
Purpose of contract	General
Contract start date	01/04/2017
Contract end date	

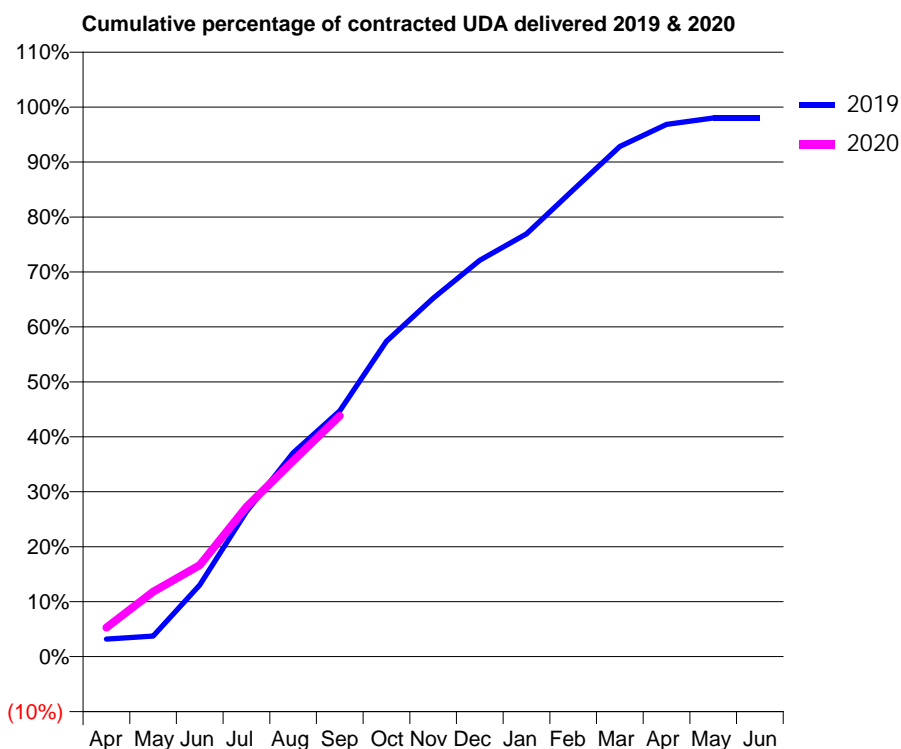
19/20 Contracted general activity (UDA)	5,000
Carry forward general activity (UDA)	99
19/20 Contracted orthodontic activity (UOA)	0
Carry forward orthodontic activity (UOA)	0
Baseline contract value	£108,682.99

### ACCESS\*

Patients seen in 24 months	Total	Change since previous quarter
Quarter ending September 2018	848	
Quarter ending December 2018	806	↓
Quarter ending March 2019	976	↑
Quarter ending June 2019	1,058	↑
Quarter ending September 2019	1,053	→
<b>Variance since September 2018</b>	<b>24.2%</b>	<b>↑</b>



### ACTIVITY



Month	Adjusted Scheduled Activity (UDA)	
	2019	2020
April	160	264
May	187	590
June	652	832
July	1,320	1,362
August	1,854	1,782
September	2,235	2,190
October	2,869	
November	3,261	
December	3,606	
January	3,847	
February	4,247	
March	4,642	
April	4,842	
May	4,900	
June	4,900	

### QUALITY

	Quantity	Base Number	Contract	AT	Region	England
% of FP17s for the same patient ID Re-attending within 3 months - Children	23	451	5.1%	8.9%	11.3%	11.5%
% of FP17s for the same patient ID Re-attending within 3 months - Adults	37	326	11.3%	12.3%	14.7%	15.4%
% of FP17s for the same patient ID Re-attending between 3 & 9 months - Children	148	451	32.8%	60.2%	60.8%	59.7%
% of FP17s for the same patient ID Re-attending between 3 & 9 months - Adults	103	326	31.6%	51.1%	52.8%	51.7%
% of FP17s for Band 1 Urgent Courses	27	692	3.9%	7.4%	8.2%	9.2%
% of FP17s Relating to Free Repair or Replacements	5	692	0.7%	0.8%	0.7%	0.7%
% of FP17s Relating to Continuations	3	692	0.4%	0.8%	0.8%	0.8%
% of Patients satisfied with the dentistry they have received	0	0	N/A	94.5%	93.2%	93.5%
% of Patients satisfied with the time they had to wait for an appointment	0	0	N/A	91.1%	88.5%	87.4%

\* This is based on patients treated on this contract for their most recent course of treatment. Figures in italics indicate the base number of FP17s or Patient Questionnaire responses are less than 100. N/A is shown where the base number of responses is less than 10 during the period. % is calculated as Quantity/Base number\*100

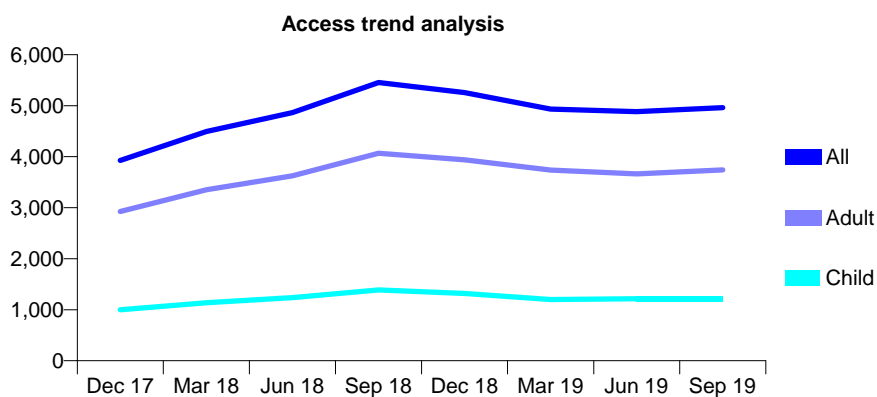
## Q53 - Vital Signs At a Glance Contract Report for 100406/0000 - September 2019

Name or company name	Gentle Dental Care (DROITWICH)LTD
Contract type name	GDS Contract
Purpose of contract	General
Contract start date	01/04/2017
Contract end date	

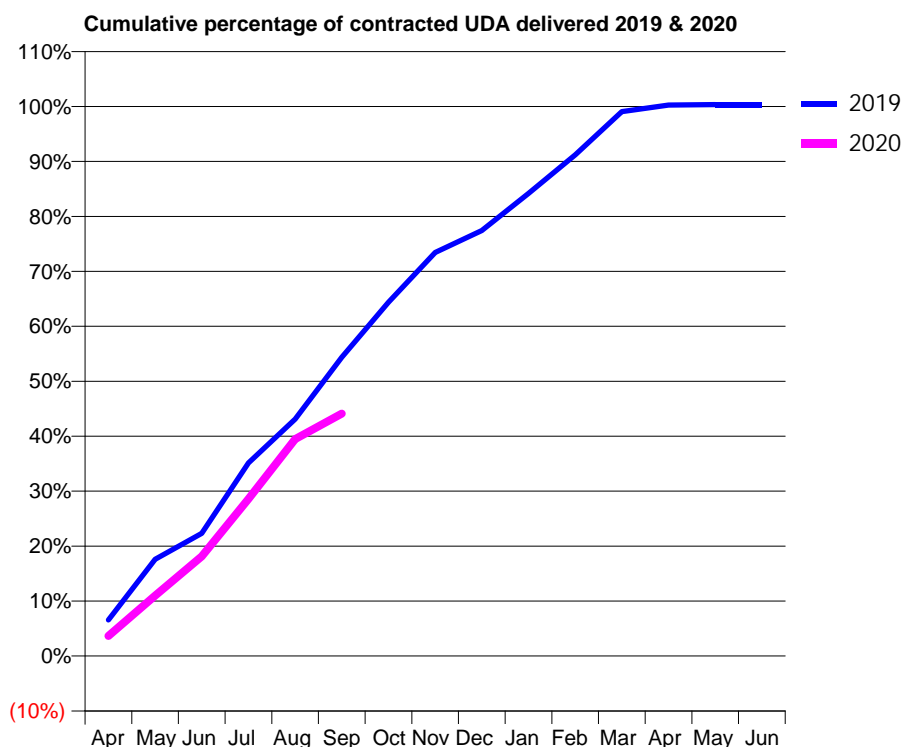
19/20 Contracted general activity (UDA)	13,850
Carry forward general activity (UDA)	-46
19/20 Contracted orthodontic activity (UOA)	0
Carry forward orthodontic activity (UOA)	0
Baseline contract value	£315,376.34

### ACCESS\*

Patients seen in 24 months	Total	Change since previous quarter
Quarter ending September 2018	5,455	
Quarter ending December 2018	5,256	↓
Quarter ending March 2019	4,935	↓
Quarter ending June 2019	4,882	↓
Quarter ending September 2019	4,961	→
<b>Variance since September 2018</b>	<b>(9.1%)</b>	<b>↓</b>



### ACTIVITY



Month	Adjusted Scheduled Activity (UDA)	
	2019	2020
April	911	504
May	2,439	1,523
June	3,095	2,514
July	4,869	3,961
August	5,972	5,466
September	7,530	6,108
October	8,913	
November	10,173	
December	10,725	
January	11,659	
February	12,628	
March	13,717	
April	13,884	
May	13,897	
June	13,896	

### QUALITY

	Quantity	Base Number	Contract	AT	Region	England
% of FP17s for the same patient ID Re-attending within 3 months - Children	39	815	4.8%	8.9%	11.3%	11.5%
% of FP17s for the same patient ID Re-attending within 3 months - Adults	185	2,252	8.2%	12.3%	14.7%	15.4%
% of FP17s for the same patient ID Re-attending between 3 & 9 months - Children	310	815	38.0%	60.2%	60.8%	59.7%
% of FP17s for the same patient ID Re-attending between 3 & 9 months - Adults	864	2,252	38.4%	51.1%	52.8%	51.7%
% of FP17s for Band 1 Urgent Courses	222	3,008	7.4%	7.4%	8.2%	9.2%
% of FP17s Relating to Free Repair or Replacements	25	3,008	0.8%	0.8%	0.7%	0.7%
% of FP17s Relating to Continuations	18	3,008	0.6%	0.8%	0.8%	0.8%
% of Patients satisfied with the dentistry they have received	2	3	N/A	94.5%	93.2%	93.5%
% of Patients satisfied with the time they had to wait for an appointment	2	3	N/A	91.1%	88.5%	87.4%

\* This is based on patients treated on this contract for their most recent course of treatment. Figures in italics indicate the base number of FP17s or Patient Questionnaire responses are less than 100. N/A is shown where the base number of responses is less than 10 during the period. % is calculated as Quantity/Base number\*100

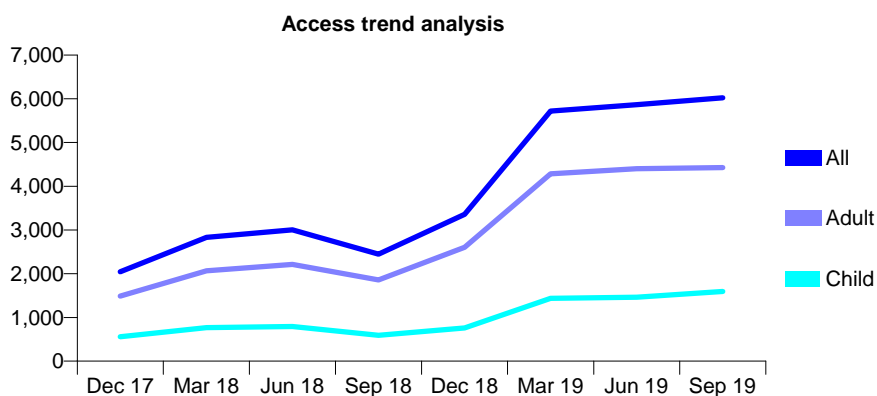
## Q53 - Vital Signs At a Glance Contract Report for 100407/0000 - September 2019

Name or company name	Gentle Dental Care (EVESHAM)LTD
Contract type name	GDS Contract
Purpose of contract	General
Contract start date	01/04/2017
Contract end date	

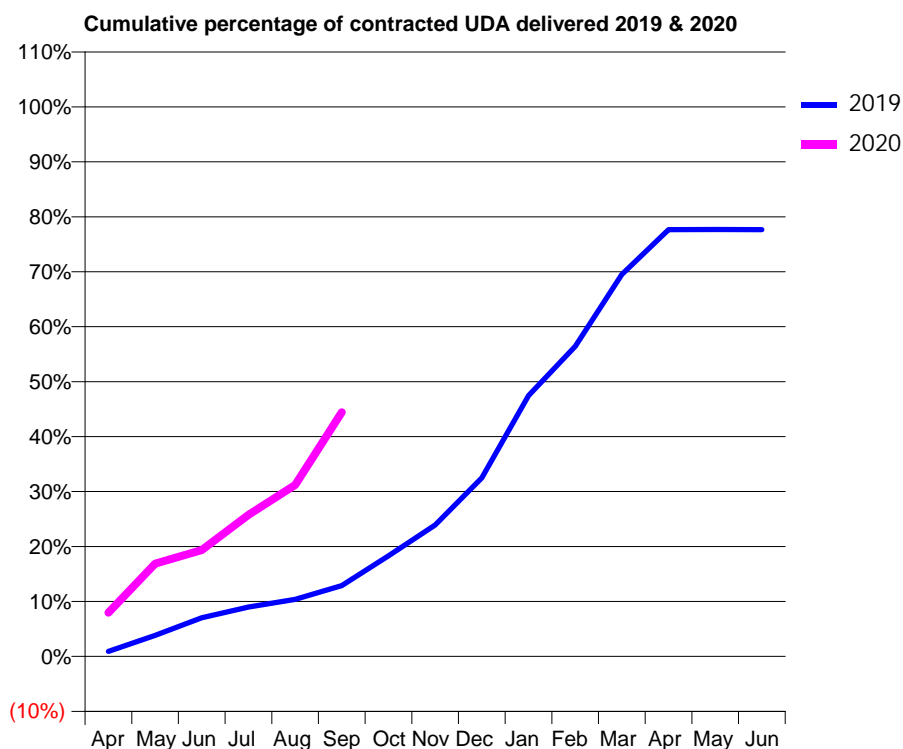
19/20 Contracted general activity (UDA)	17,200
Carry forward general activity (UDA)	0
19/20 Contracted orthodontic activity (UOA)	0
Carry forward orthodontic activity (UOA)	0
Baseline contract value	£384,969.70

### ACCESS\*

Patients seen in 24 months	Total	Change since previous quarter
Quarter ending September 2018	2,448	
Quarter ending December 2018	3,361	↑
Quarter ending March 2019	5,722	↑
Quarter ending June 2019	5,866	↑
Quarter ending September 2019	6,021	↑
<b>Variance since September 2018</b>	<b>146.0%</b>	<b>↑</b>



### ACTIVITY



Month	2019	2020
April	156	1,373
May	659	2,905
June	1,207	3,327
July	1,546	4,430
August	1,786	5,364
September	2,219	7,639
October	3,149	
November	4,113	
December	5,585	
January	8,162	
February	9,705	
March	11,952	
April	13,354	
May	13,363	
June	13,358	

### QUALITY

	Quantity	Base Number	Contract	AT	Region	England
% of FP17s for the same patient ID Re-attending within 3 months - Children	35	1,157	3.0%	8.9%	11.3%	11.5%
% of FP17s for the same patient ID Re-attending within 3 months - Adults	230	2,932	7.8%	12.3%	14.7%	15.4%
% of FP17s for the same patient ID Re-attending between 3 & 9 months - Children	223	1,157	19.3%	60.2%	60.8%	59.7%
% of FP17s for the same patient ID Re-attending between 3 & 9 months - Adults	548	2,932	18.7%	51.1%	52.8%	51.7%
% of FP17s for Band 1 Urgent Courses	306	3,494	8.8%	7.4%	8.2%	9.2%
% of FP17s Relating to Free Repair or Replacements	66	3,494	1.9%	0.8%	0.7%	0.7%
% of FP17s Relating to Continuations	25	3,494	0.7%	0.8%	0.8%	0.8%
% of Patients satisfied with the dentistry they have received	3	4	N/A	94.5%	93.2%	93.5%
% of Patients satisfied with the time they had to wait for an appointment	3	4	N/A	91.1%	88.5%	87.4%

\* This is based on patients treated on this contract for their most recent course of treatment. Figures in italics indicate the base number of FP17s or Patient Questionnaire responses are less than 100. N/A is shown where the base number of responses is less than 10 during the period. % is calculated as Quantity/Base number\*100

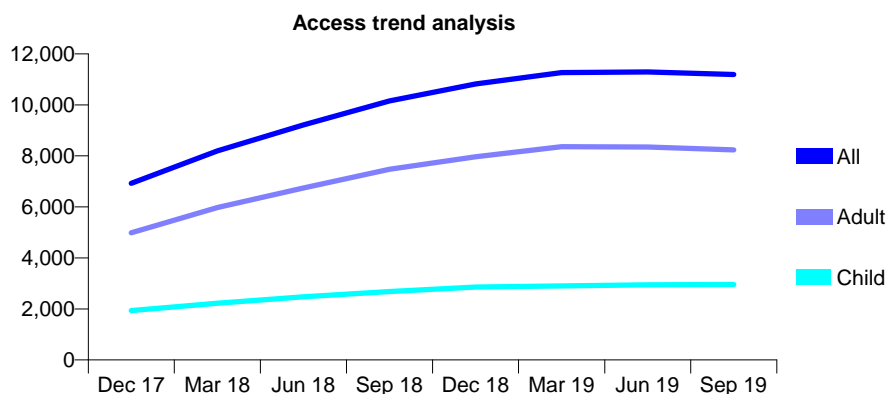
## Q53 - Vital Signs At a Glance Contract Report for 100408/0000 - September 2019

Name or company name	Gentle Dental Care (WORCESTER)LTD
Contract type name	GDS Contract
Purpose of contract	General
Contract start date	01/04/2017
Contract end date	

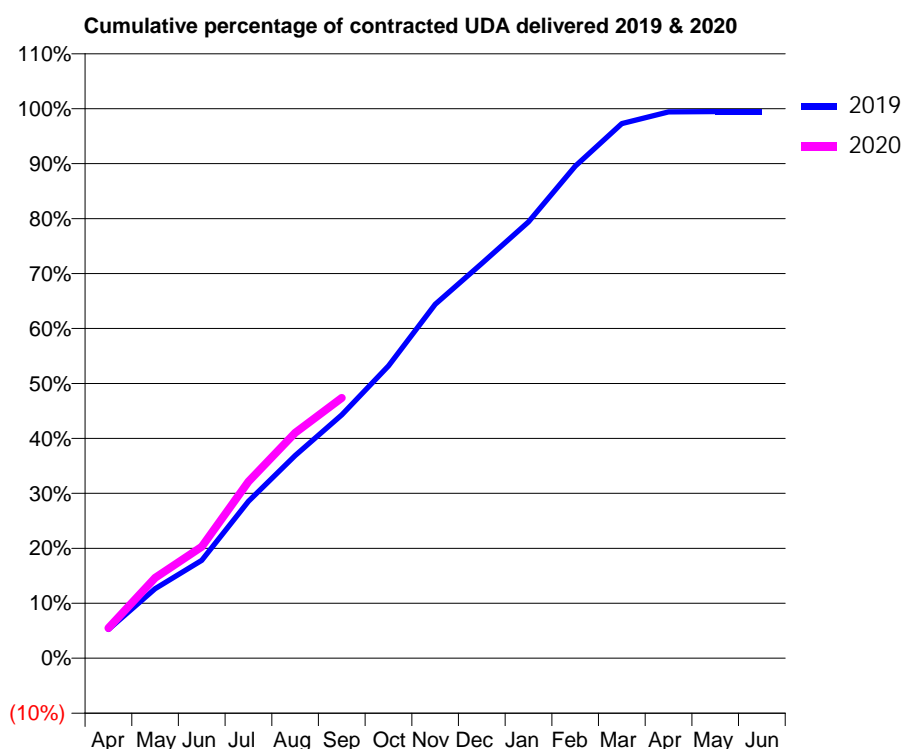
19/20 Contracted general activity (UDA)	30,000
Carry forward general activity (UDA)	162
19/20 Contracted orthodontic activity (UOA)	0
Carry forward orthodontic activity (UOA)	0
Baseline contract value	£671,458.78

### ACCESS\*

Patients seen in 24 months	Total	Change since previous quarter
Quarter ending September 2018	10,158	
Quarter ending December 2018	10,819	↑
Quarter ending March 2019	11,267	↑
Quarter ending June 2019	11,292	→
Quarter ending September 2019	11,190	→
<b>Variance since September 2018</b>	<b>10.2%</b>	<b>↑</b>



### ACTIVITY



Month	2019	2020
April	1,567	1,650
May	3,798	4,395
June	5,341	6,080
July	8,567	9,642
August	11,063	12,310
September	13,283	14,215
October	15,960	
November	19,328	
December	21,546	
January	23,818	
February	26,859	
March	29,184	
April	29,820	
May	29,838	
June	29,838	

### QUALITY

	Quantity	Base Number	Contract	AT	Region	England
% of FP17s for the same patient ID Re-attending within 3 months - Children	157	1,949	8.1%	8.9%	11.3%	11.5%
% of FP17s for the same patient ID Re-attending within 3 months - Adults	718	4,761	15.1%	12.3%	14.7%	15.4%
% of FP17s for the same patient ID Re-attending between 3 & 9 months - Children	936	1,949	48.0%	60.2%	60.8%	59.7%
% of FP17s for the same patient ID Re-attending between 3 & 9 months - Adults	1,864	4,761	39.2%	51.1%	52.8%	51.7%
% of FP17s for Band 1 Urgent Courses	691	6,375	10.8%	7.4%	8.2%	9.2%
% of FP17s Relating to Free Repair or Replacements	49	6,375	0.8%	0.8%	0.7%	0.7%
% of FP17s Relating to Continuations	57	6,375	0.9%	0.8%	0.8%	0.8%
% of Patients satisfied with the dentistry they have received	3	3	N/A	94.5%	93.2%	93.5%
% of Patients satisfied with the time they had to wait for an appointment	3	3	N/A	91.1%	88.5%	87.4%

\* This is based on patients treated on this contract for their most recent course of treatment.

Figures in italics indicate the base number of FP17s or Patient Questionnaire responses are less than 100. N/A is shown where the base number of responses is less than 10 during the period. % is calculated as Quantity/Base number\*100

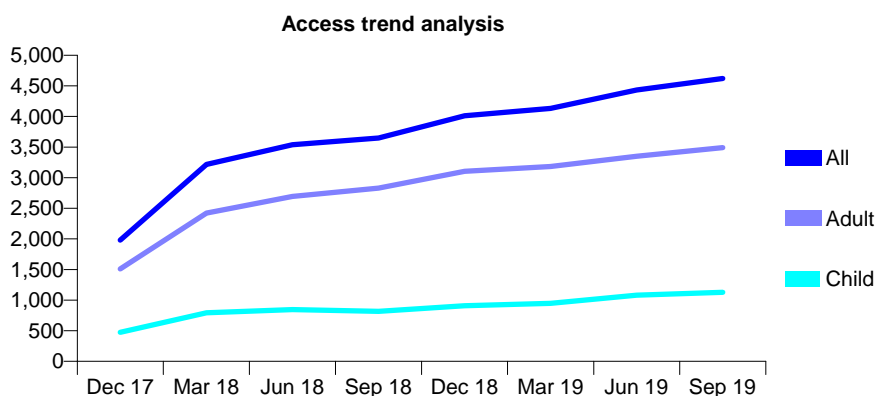
## Q53 - Vital Signs At a Glance Contract Report for 100430/0000 - September 2019

Name or company name	MR T MOODLEY
Contract type name	GDS Contract
Purpose of contract	General
Contract start date	01/04/2017
Contract end date	

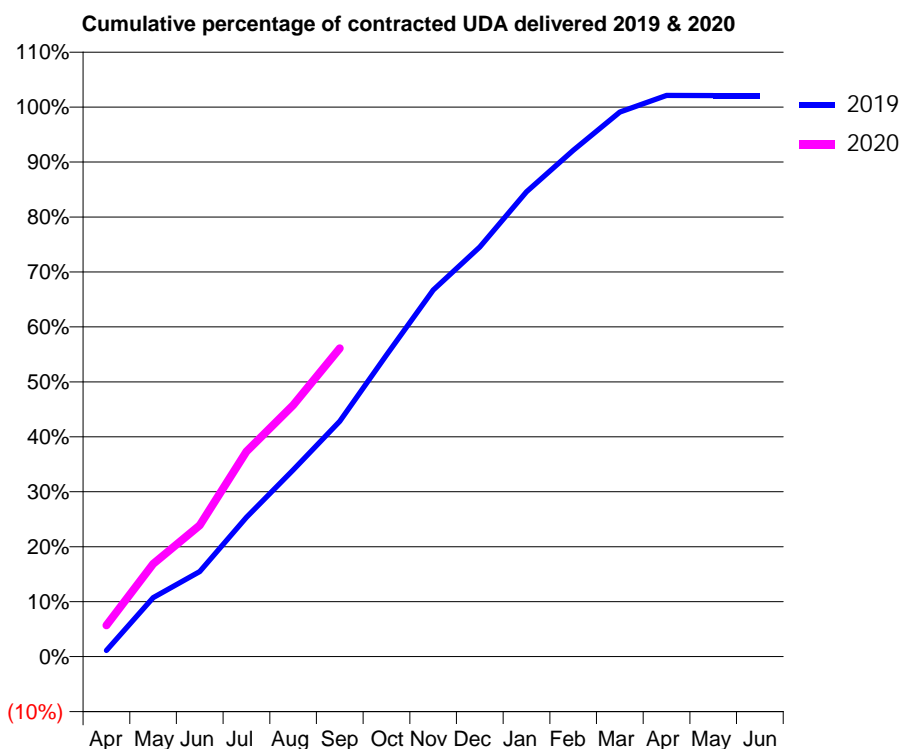
19/20 Contracted general activity (UDA)	10,000
Carry forward general activity (UDA)	-200
19/20 Contracted orthodontic activity (UOA)	0
Carry forward orthodontic activity (UOA)	0
Baseline contract value	£225,129.05

### ACCESS\*

Patients seen in 24 months	Total	Change since previous quarter
Quarter ending September 2018	3,648	
Quarter ending December 2018	4,013	↑
Quarter ending March 2019	4,132	↑
Quarter ending June 2019	4,432	↑
Quarter ending September 2019	4,619	↑
<b>Variance since September 2018</b>	<b>26.6%</b>	<b>↑</b>



### ACTIVITY



Month	Adjusted Scheduled Activity (UDA)	
	2019	2020
April	112	570
May	1,074	1,687
June	1,548	2,389
July	2,535	3,734
August	3,395	4,579
September	4,281	5,609
October	5,489	
November	6,670	
December	7,453	
January	8,459	
February	9,213	
March	9,909	
April	10,210	
May	10,207	
June	10,207	

### QUALITY

	Quantity	Base Number	Contract	AT	Region	England
% of FP17s for the same patient ID Re-attending within 3 months - Children	40	883	4.5%	8.9%	11.3%	11.5%
% of FP17s for the same patient ID Re-attending within 3 months - Adults	213	2,347	9.1%	12.3%	14.7%	15.4%
% of FP17s for the same patient ID Re-attending between 3 & 9 months - Children	379	883	42.9%	60.2%	60.8%	59.7%
% of FP17s for the same patient ID Re-attending between 3 & 9 months - Adults	879	2,347	37.5%	51.1%	52.8%	51.7%
% of FP17s for Band 1 Urgent Courses	136	2,698	5.0%	7.4%	8.2%	9.2%
% of FP17s Relating to Free Repair or Replacements	15	2,698	0.6%	0.8%	0.7%	0.7%
% of FP17s Relating to Continuations	45	2,698	1.7%	0.8%	0.8%	0.8%
% of Patients satisfied with the dentistry they have received	1	1	N/A	94.5%	93.2%	93.5%
% of Patients satisfied with the time they had to wait for an appointment	1	1	N/A	91.1%	88.5%	87.4%

\* This is based on patients treated on this contract for their most recent course of treatment. Figures in italics indicate the base number of FP17s or Patient Questionnaire responses are less than 100. N/A is shown where the base number of responses is less than 10 during the period. % is calculated as Quantity/Base number\*100

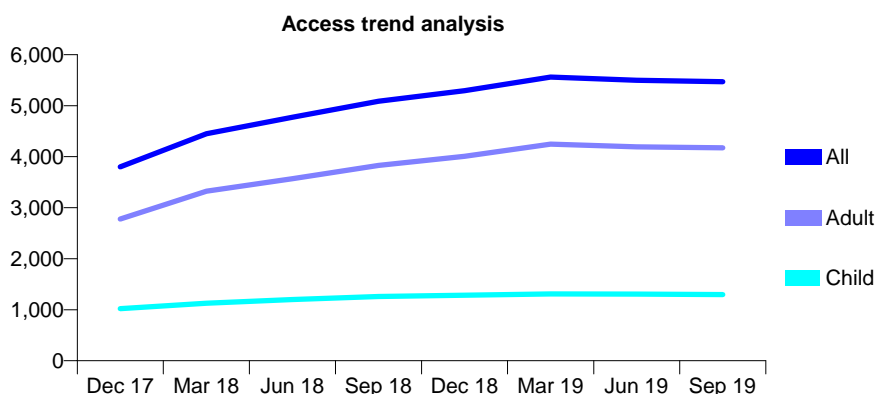
## Q53 - Vital Signs At a Glance Contract Report for 100431/0000 - September 2019

Name or company name	OASIS DENTAL CARE LTD
Contract type name	GDS Contract
Purpose of contract	General
Contract start date	01/04/2017
Contract end date	

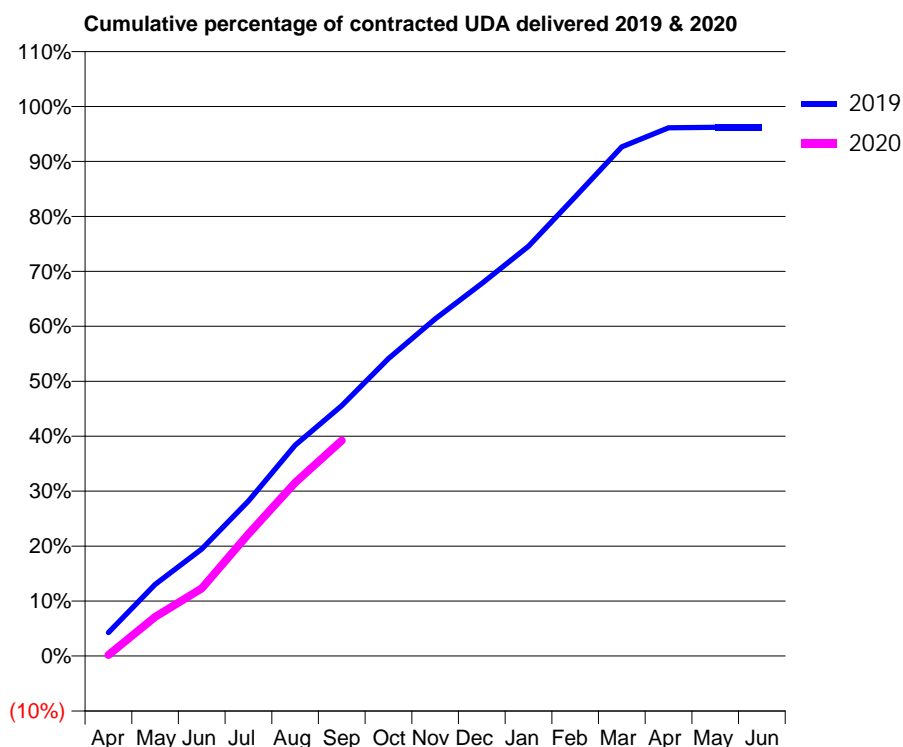
19/20 Contracted general activity (UDA)	16,078
Carry forward general activity (UDA)	611
19/20 Contracted orthodontic activity (UOA)	0
Carry forward orthodontic activity (UOA)	0
Baseline contract value	£349,481.01

### ACCESS\*

Patients seen in 24 months	Total	Change since previous quarter
Quarter ending September 2018	5,087	
Quarter ending December 2018	5,293	↑
Quarter ending March 2019	5,559	↑
Quarter ending June 2019	5,497	↓
Quarter ending September 2019	5,470	→
<b>Variance since September 2018</b>	<b>7.5%</b>	<b>↑</b>



### ACTIVITY



Month	Adjusted Scheduled Activity (UDA)	
	2019	2020
April	690	31
May	2,095	1,146
June	3,131	1,978
July	4,535	3,572
August	6,172	5,076
September	7,324	6,304
October	8,704	
November	9,860	
December	10,900	
January	11,989	
February	13,437	
March	14,894	
April	15,454	
May	15,470	
June	15,467	

### QUALITY

	Quantity	Base Number	Contract	AT	Region	England
% of FP17s for the same patient ID Re-attending within 3 months - Children	37	931	4.0%	8.9%	11.3%	11.5%
% of FP17s for the same patient ID Re-attending within 3 months - Adults	209	2,560	8.2%	12.3%	14.7%	15.4%
% of FP17s for the same patient ID Re-attending between 3 & 9 months - Children	576	931	61.9%	60.2%	60.8%	59.7%
% of FP17s for the same patient ID Re-attending between 3 & 9 months - Adults	1,303	2,560	50.9%	51.1%	52.8%	51.7%
% of FP17s for Band 1 Urgent Courses	274	3,261	8.4%	7.4%	8.2%	9.2%
% of FP17s Relating to Free Repair or Replacements	18	3,261	0.6%	0.8%	0.7%	0.7%
% of FP17s Relating to Continuations	13	3,261	0.4%	0.8%	0.8%	0.8%
% of Patients satisfied with the dentistry they have received	2	2	N/A	94.5%	93.2%	93.5%
% of Patients satisfied with the time they had to wait for an appointment	2	2	N/A	91.1%	88.5%	87.4%

\* This is based on patients treated on this contract for their most recent course of treatment. Figures in italics indicate the base number of FP17s or Patient Questionnaire responses are less than 100. N/A is shown where the base number of responses is less than 10 during the period. % is calculated as Quantity/Base number\*100

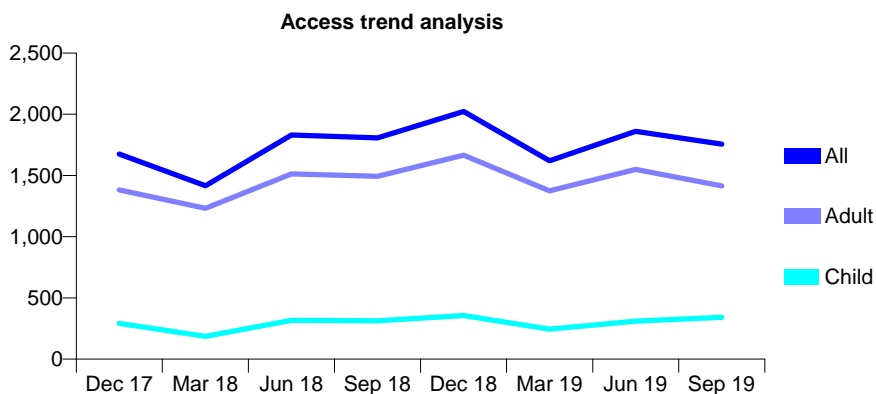
## Q53 - Vital Signs At a Glance Contract Report for 100435/0000 - September 2019

Name or company name	MR DJ LANGMAN
Contract type name	GDS Contract
Purpose of contract	General
Contract start date	01/04/2017
Contract end date	

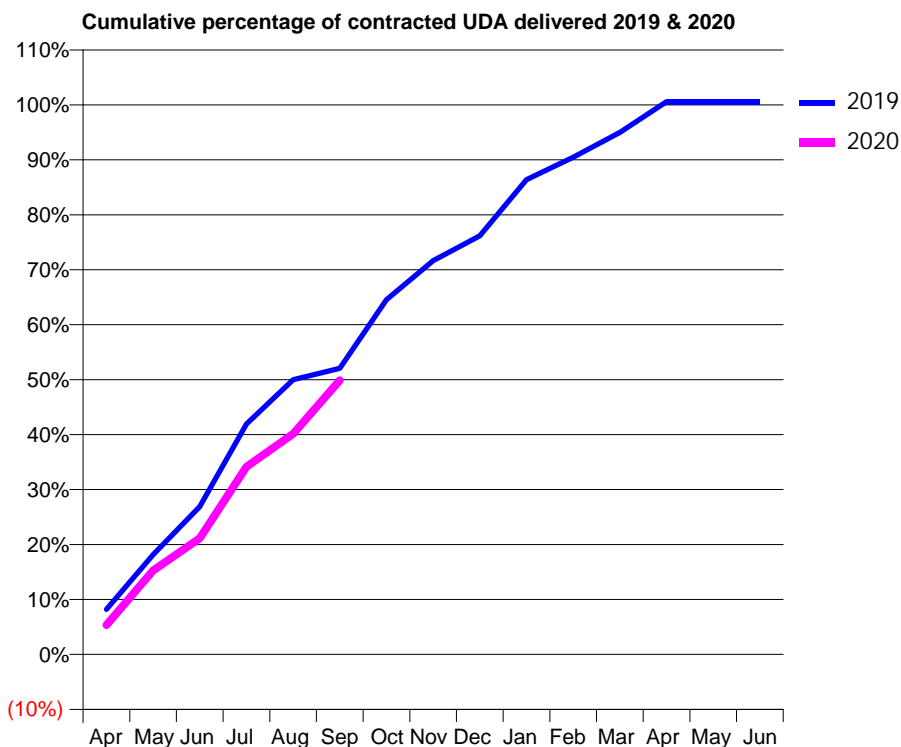
19/20 Contracted general activity (UDA)	5,000
Carry forward general activity (UDA)	-29
19/20 Contracted orthodontic activity (UOA)	0
Carry forward orthodontic activity (UOA)	0
Baseline contract value	£126,796.82

### ACCESS\*

Patients seen in 24 months	Total	Change since previous quarter
Quarter ending September 2018	1,807	
Quarter ending December 2018	2,022	↑
Quarter ending March 2019	1,620	↓
Quarter ending June 2019	1,861	↑
Quarter ending September 2019	1,757	↓
<b>Variance since September 2018</b>	<b>(2.8%)</b>	<b>↓</b>



### ACTIVITY



Month	2019	2020
April	409	267
May	908	764
June	1,346	1,057
July	2,097	1,707
August	2,500	2,008
September	2,603	2,494
October	3,228	
November	3,583	
December	3,808	
January	4,319	
February	4,523	
March	4,749	
April	5,028	
May	5,029	
June	5,029	

### QUALITY

	Quantity	Base Number	Contract	AT	Region	England
% of FP17s for the same patient ID Re-attending within 3 months - Children	11	342	3.2%	8.9%	11.3%	11.5%
% of FP17s for the same patient ID Re-attending within 3 months - Adults	145	1,326	10.9%	12.3%	14.7%	15.4%
% of FP17s for the same patient ID Re-attending between 3 & 9 months - Children	104	342	30.4%	60.2%	60.8%	59.7%
% of FP17s for the same patient ID Re-attending between 3 & 9 months - Adults	343	1,326	25.9%	51.1%	52.8%	51.7%
% of FP17s for Band 1 Urgent Courses	211	1,499	14.1%	7.4%	8.2%	9.2%
% of FP17s Relating to Free Repair or Replacements	25	1,499	1.7%	0.8%	0.7%	0.7%
% of FP17s Relating to Continuations	16	1,499	1.1%	0.8%	0.8%	0.8%
% of Patients satisfied with the dentistry they have received	2	2	N/A	94.5%	93.2%	93.5%
% of Patients satisfied with the time they had to wait for an appointment	2	2	N/A	91.1%	88.5%	87.4%

\* This is based on patients treated on this contract for their most recent course of treatment. Figures in italics indicate the base number of FP17s or Patient Questionnaire responses are less than 100. N/A is shown where the base number of responses is less than 10 during the period. % is calculated as Quantity/Base number\*100

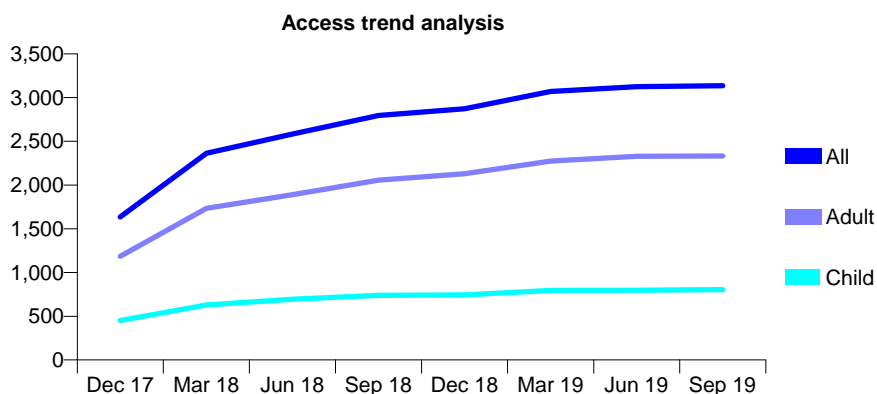
## Q53 - Vital Signs At a Glance Contract Report for 100449/0000 - September 2019

Name or company name	BST Partnership
Contract type name	GDS Contract
Purpose of contract	General
Contract start date	01/04/2017
Contract end date	

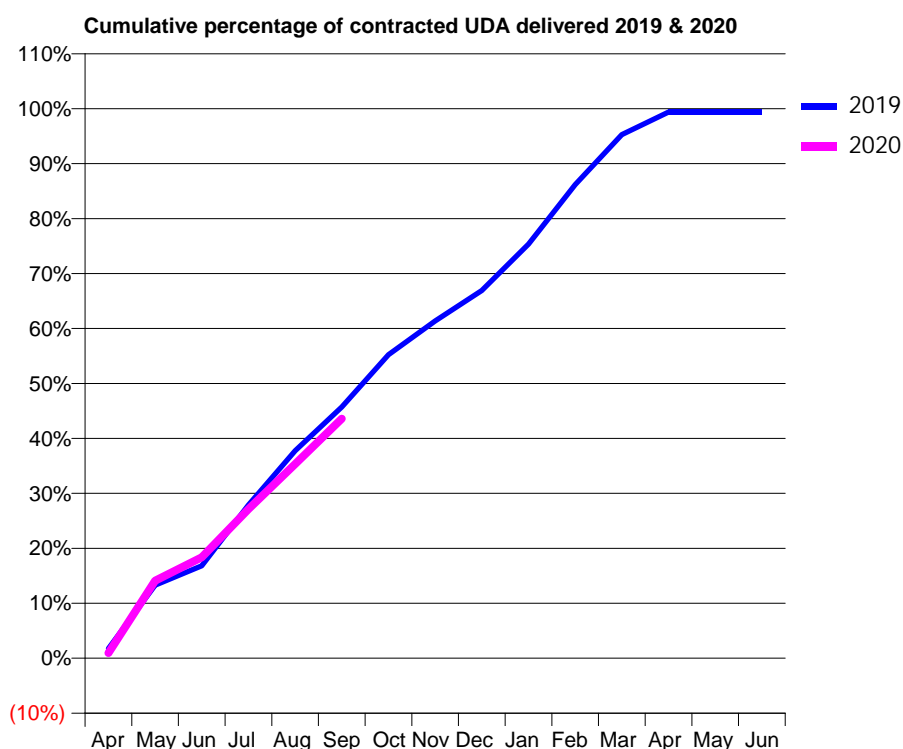
19/20 Contracted general activity (UDA)	8,000
Carry forward general activity (UDA)	49
19/20 Contracted orthodontic activity (UOA)	0
Carry forward orthodontic activity (UOA)	0
Baseline contract value	£202,874.91

### ACCESS\*

Patients seen in 24 months	Total	Change since previous quarter
Quarter ending September 2018	2,795	
Quarter ending December 2018	2,873	↑
Quarter ending March 2019	3,069	↑
Quarter ending June 2019	3,126	→
Quarter ending September 2019	3,137	→
<b>Variance since September 2018</b>	<b>12.2%</b>	<b>↑</b>



### ACTIVITY



Month	2019	2020
April	140	77
May	1,063	1,129
June	1,346	1,469
July	2,232	2,170
August	3,022	2,827
September	3,657	3,486
October	4,419	
November	4,911	
December	5,353	
January	6,028	
February	6,894	
March	7,620	
April	7,951	
May	7,951	
June	7,951	

### QUALITY

	Quantity	Base Number	Contract	AT	Region	England
% of FP17s for the same patient ID Re-attending within 3 months - Children	32	515	6.2%	8.9%	11.3%	11.5%
% of FP17s for the same patient ID Re-attending within 3 months - Adults	253	1,581	16.0%	12.3%	14.7%	15.4%
% of FP17s for the same patient ID Re-attending between 3 & 9 months - Children	293	515	56.9%	60.2%	60.8%	59.7%
% of FP17s for the same patient ID Re-attending between 3 & 9 months - Adults	856	1,581	54.1%	51.1%	52.8%	51.7%
% of FP17s for Band 1 Urgent Courses	242	1,959	12.4%	7.4%	8.2%	9.2%
% of FP17s Relating to Free Repair or Replacements	25	1,959	1.3%	0.8%	0.7%	0.7%
% of FP17s Relating to Continuations	18	1,959	0.9%	0.8%	0.8%	0.8%
% of Patients satisfied with the dentistry they have received	0	0	N/A	94.5%	93.2%	93.5%
% of Patients satisfied with the time they had to wait for an appointment	0	0	N/A	91.1%	88.5%	87.4%

\* This is based on patients treated on this contract for their most recent course of treatment.

Figures in italics indicate the base number of FP17s or Patient Questionnaire responses are less than 100. N/A is shown where the base number of responses is less than 10 during the period. % is calculated as Quantity/Base number\*100



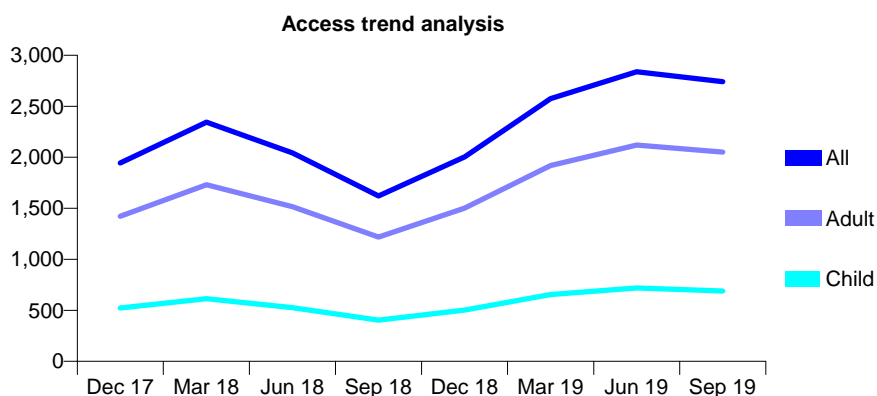
## Q53 - Vital Signs At a Glance Contract Report for 100450/0000 - September 2019

Name or company name	OASIS DENTAL CARE LTD
Contract type name	GDS Contract
Purpose of contract	General
Contract start date	01/04/2017
Contract end date	

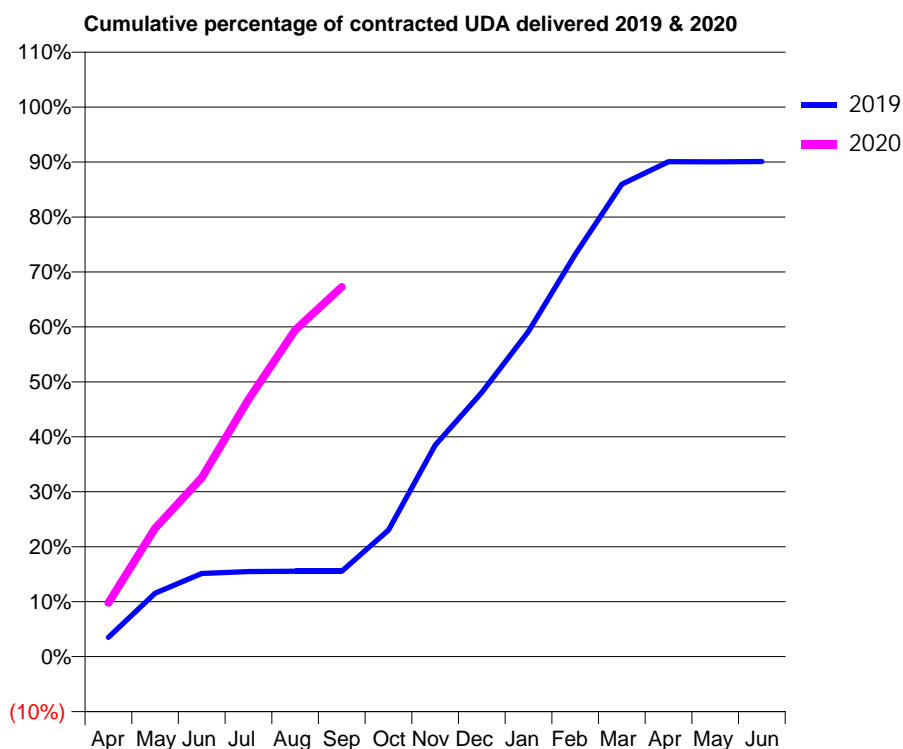
19/20 Contracted general activity (UDA)	6,000
Carry forward general activity (UDA)	0
19/20 Contracted orthodontic activity (UOA)	0
Carry forward orthodontic activity (UOA)	0
Baseline contract value	£136,630.04

### ACCESS\*

Patients seen in 24 months	Total	Change since previous quarter
Quarter ending September 2018	1,622	
Quarter ending December 2018	2,005	↑
Quarter ending March 2019	2,574	↑
Quarter ending June 2019	2,839	↑
Quarter ending September 2019	2,740	↓
<b>Variance since September 2018</b>	<b>68.9%</b>	<b>↑</b>



### ACTIVITY



Month	Adjusted Scheduled Activity (UDA)	
	2019	2020
April	210	588
May	694	1,402
June	908	1,953
July	929	2,806
August	933	3,566
September	933	4,035
October	1,381	
November	2,309	
December	2,884	
January	3,552	
February	4,391	
March	5,158	
April	5,404	
May	5,401	
June	5,406	

### QUALITY

	Quantity	Base Number	Contract	AT	Region	England
% of FP17s for the same patient ID Re-attending within 3 months - Children	45	613	7.3%	8.9%	11.3%	11.5%
% of FP17s for the same patient ID Re-attending within 3 months - Adults	229	1,762	13.0%	12.3%	14.7%	15.4%
% of FP17s for the same patient ID Re-attending between 3 & 9 months - Children	258	613	42.1%	60.2%	60.8%	59.7%
% of FP17s for the same patient ID Re-attending between 3 & 9 months - Adults	612	1,762	34.7%	51.1%	52.8%	51.7%
% of FP17s for Band 1 Urgent Courses	131	2,253	5.8%	7.4%	8.2%	9.2%
% of FP17s Relating to Free Repair or Replacements	14	2,253	0.6%	0.8%	0.7%	0.7%
% of FP17s Relating to Continuations	57	2,253	2.5%	0.8%	0.8%	0.8%
% of Patients satisfied with the dentistry they have received	0	0	N/A	94.5%	93.2%	93.5%
% of Patients satisfied with the time they had to wait for an appointment	0	0	N/A	91.1%	88.5%	87.4%

\* This is based on patients treated on this contract for their most recent course of treatment. Figures in italics indicate the base number of FP17s or Patient Questionnaire responses are less than 100. N/A is shown where the base number of responses is less than 10 during the period. % is calculated as Quantity/Base number\*100

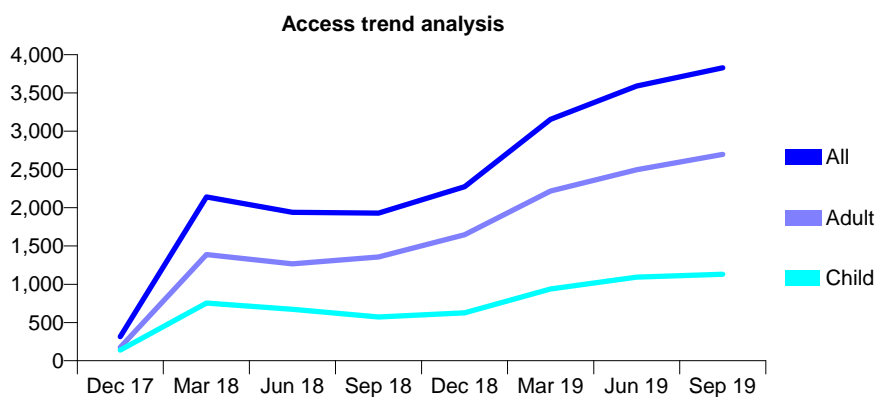
## Q53 - Vital Signs At a Glance Contract Report for 100540/0000 - September 2019

Name or company name	P Chana and R Thandi
Contract type name	GDS Contract
Purpose of contract	General
Contract start date	01/04/2017
Contract end date	

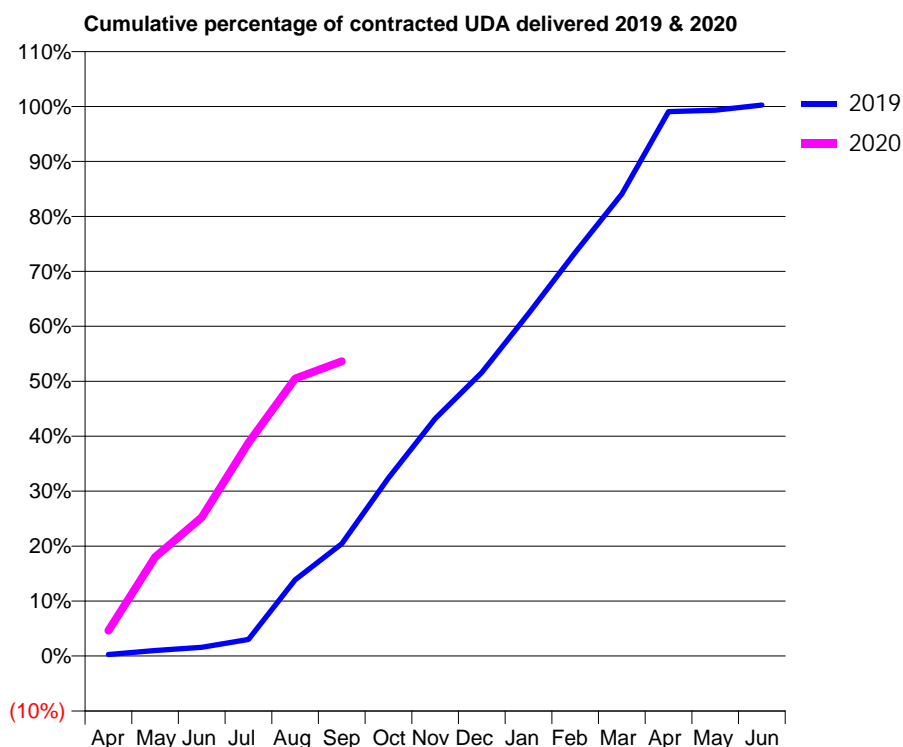
19/20 Contracted general activity (UDA)	7,700
Carry forward general activity (UDA)	-20
19/20 Contracted orthodontic activity (UOA)	0
Carry forward orthodontic activity (UOA)	0
Baseline contract value	£173,365.52

### ACCESS\*

Patients seen in 24 months	Total	Change since previous quarter
Quarter ending September 2018	1,929	
Quarter ending December 2018	2,275	↑
Quarter ending March 2019	3,155	↑
Quarter ending June 2019	3,590	↑
Quarter ending September 2019	3,828	↑
<b>Variance since September 2018</b>	<b>98.4%</b>	<b>↑</b>



### ACTIVITY



Month	Adjusted Scheduled Activity (UDA)	
	2019	2020
April	22	357
May	77	1,387
June	123	1,942
July	232	2,990
August	1,068	3,887
September	1,572	4,128
October	2,495	
November	3,326	
December	3,971	
January	4,797	
February	5,654	
March	6,474	
April	7,629	
May	7,647	
June	7,720	

### QUALITY

	Quantity	Base Number	Contract	AT	Region	England
% of FP17s for the same patient ID Re-attending within 3 months - Children	17	761	2.2%	8.9%	11.3%	11.5%
% of FP17s for the same patient ID Re-attending within 3 months - Adults	123	1,768	7.0%	12.3%	14.7%	15.4%
% of FP17s for the same patient ID Re-attending between 3 & 9 months - Children	257	761	33.8%	60.2%	60.8%	59.7%
% of FP17s for the same patient ID Re-attending between 3 & 9 months - Adults	717	1,768	40.6%	51.1%	52.8%	51.7%
% of FP17s for Band 1 Urgent Courses	35	2,038	1.7%	7.4%	8.2%	9.2%
% of FP17s Relating to Free Repair or Replacements	8	2,038	0.4%	0.8%	0.7%	0.7%
% of FP17s Relating to Continuations	34	2,038	1.7%	0.8%	0.8%	0.8%
% of Patients satisfied with the dentistry they have received	2	2	N/A	94.5%	93.2%	93.5%
% of Patients satisfied with the time they had to wait for an appointment	2	2	N/A	91.1%	88.5%	87.4%

\* This is based on patients treated on this contract for their most recent course of treatment. Figures in italics indicate the base number of FP17s or Patient Questionnaire responses are less than 100. N/A is shown where the base number of responses is less than 10 during the period. % is calculated as Quantity/Base number\*100

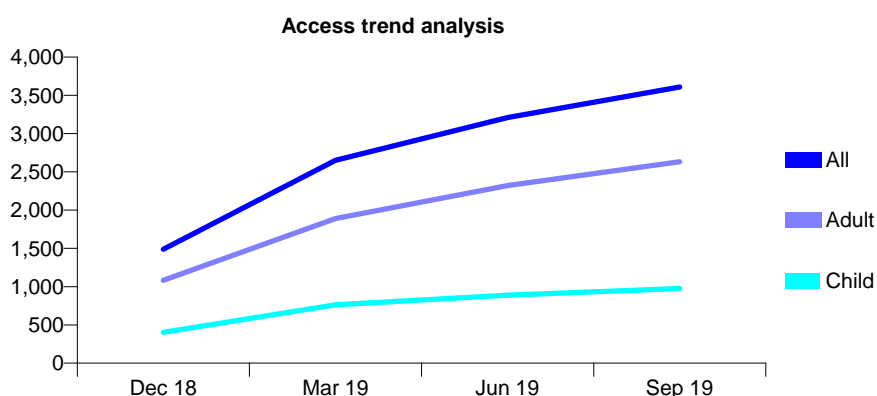
## Q53 - Vital Signs At a Glance Contract Report for 100882/0000 - September 2019

Name or company name	Mr Gill
Contract type name	PDS Plus Contract
Purpose of contract	General
Contract start date	01/09/2018
Contract end date	31/08/2021

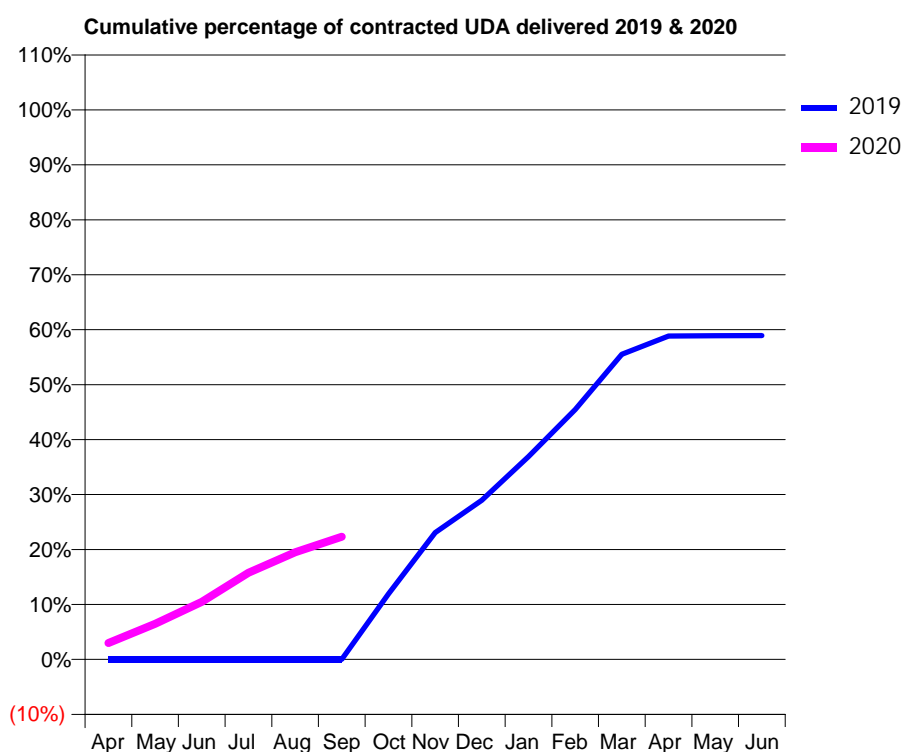
19/20 Contracted general activity (UDA)	22,150
Carry forward general activity (UDA)	0
19/20 Contracted orthodontic activity (UOA)	0
Carry forward orthodontic activity (UOA)	0
Baseline contract value	£254,340.72

### ACCESS\*

Patients seen in 24 months	Total	Change since previous quarter
Quarter ending September 2018	0	
Quarter ending December 2018	1,488	↑
Quarter ending March 2019	2,652	↑
Quarter ending June 2019	3,209	↑
Quarter ending September 2019	3,608	↑
<b>Variance since September 2018</b>	N/A	



### ACTIVITY



Month	Adjusted Scheduled Activity (UDA)	
	2019	2020
April	0	664
May	0	1,440
June	0	2,318
July	0	3,491
August	0	4,318
September	0	4,941
October	1,543	
November	2,983	
December	3,741	
January	4,770	
February	5,877	
March	7,171	
April	7,601	
May	7,612	
June	7,614	

### QUALITY

	Quantity	Base Number	Contract	AT	Region	England
% of FP17s for the same patient ID Re-attending within 3 months - Children	67	706	9.5%	8.9%	11.3%	11.5%
% of FP17s for the same patient ID Re-attending within 3 months - Adults	263	2,034	12.9%	12.3%	14.7%	15.4%
% of FP17s for the same patient ID Re-attending between 3 & 9 months - Children	314	706	44.5%	60.2%	60.8%	59.7%
% of FP17s for the same patient ID Re-attending between 3 & 9 months - Adults	855	2,034	42.0%	51.1%	52.8%	51.7%
% of FP17s for Band 1 Urgent Courses	213	2,521	8.4%	7.4%	8.2%	9.2%
% of FP17s Relating to Free Repair or Replacements	48	2,521	1.9%	0.8%	0.7%	0.7%
% of FP17s Relating to Continuations	10	2,521	0.4%	0.8%	0.8%	0.8%
% of Patients satisfied with the dentistry they have received	1	1	N/A	94.5%	93.2%	93.5%
% of Patients satisfied with the time they had to wait for an appointment	1	1	N/A	91.1%	88.5%	87.4%

\* This is based on patients treated on this contract for their most recent course of treatment. Figures in italics indicate the base number of FP17s or Patient Questionnaire responses are less than 100. N/A is shown where the base number of responses is less than 10 during the period. % is calculated as Quantity/Base number\*100

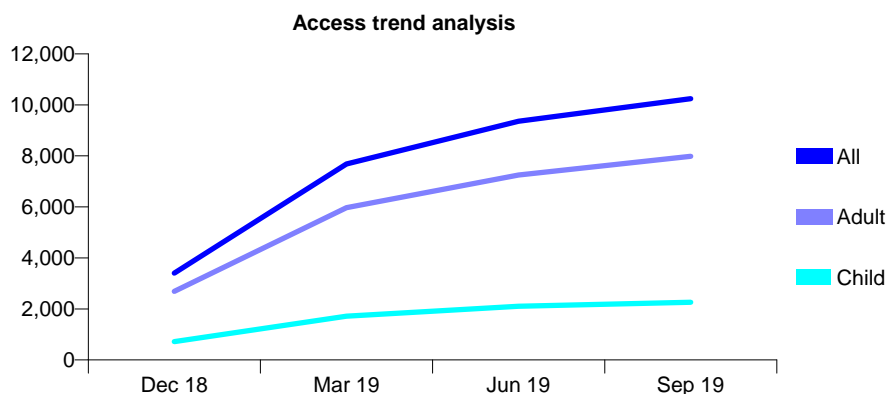
## Q53 - Vital Signs At a Glance Contract Report for 100911/0000 - September 2019

Name or company name	Grafton House Dental Practice
Contract type name	GDS Contract
Purpose of contract	General
Contract start date	01/10/2018
Contract end date	

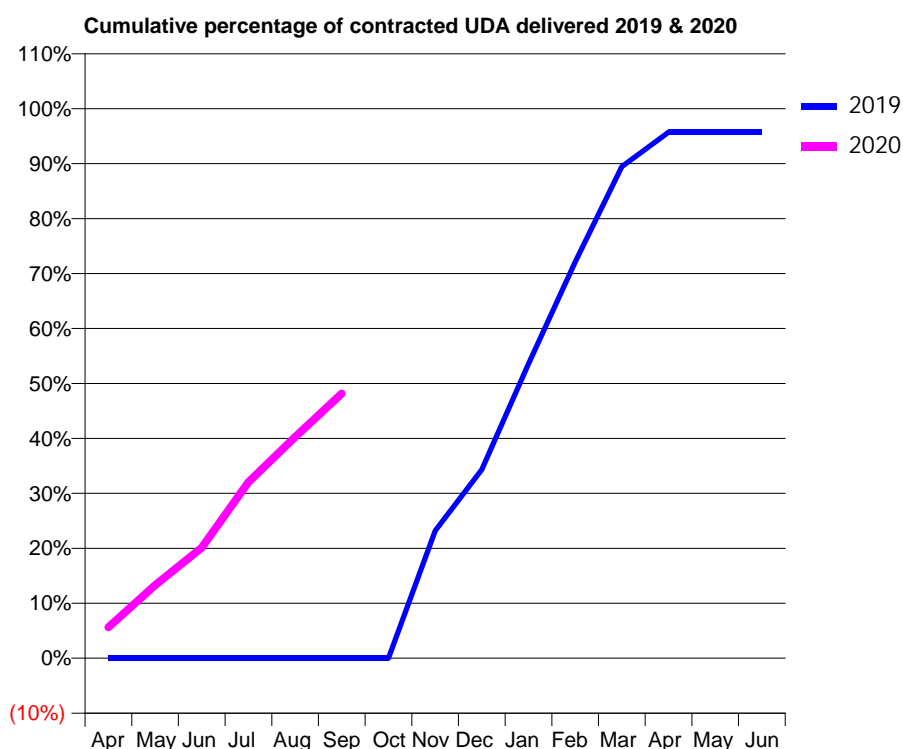
19/20 Contracted general activity (UDA)	32,084
Carry forward general activity (UDA)	0
19/20 Contracted orthodontic activity (UOA)	0
Carry forward orthodontic activity (UOA)	0
Baseline contract value	£718,102.77

### ACCESS\*

Patients seen in 24 months	Total	Change since previous quarter
Quarter ending September 2018	0	
Quarter ending December 2018	3,408	↑
Quarter ending March 2019	7,685	↑
Quarter ending June 2019	9,358	↑
Quarter ending September 2019	10,247	↑
<b>Variance since September 2018</b>	N/A	



### ACTIVITY



Month	2019	2020
April	0	1,813
May	0	4,268
June	0	6,453
July	0	10,278
August	0	12,920
September	0	15,452
October	0	
November	3,724	
December	5,505	
January	8,594	
February	11,568	
March	14,346	
April	15,351	
May	15,354	
June	15,354	

### QUALITY

	Quantity	Base Number	Contract	AT	Region	England
% of FP17s for the same patient ID Re-attending within 3 months - Children	105	1,958	5.4%	8.9%	11.3%	11.5%
% of FP17s for the same patient ID Re-attending within 3 months - Adults	822	6,920	11.9%	12.3%	14.7%	15.4%
% of FP17s for the same patient ID Re-attending between 3 & 9 months - Children	1,061	1,958	54.2%	60.2%	60.8%	59.7%
% of FP17s for the same patient ID Re-attending between 3 & 9 months - Adults	3,592	6,920	51.9%	51.1%	52.8%	51.7%
% of FP17s for Band 1 Urgent Courses	539	8,401	6.4%	7.4%	8.2%	9.2%
% of FP17s Relating to Free Repair or Replacements	93	8,401	1.1%	0.8%	0.7%	0.7%
% of FP17s Relating to Continuations	96	8,401	1.1%	0.8%	0.8%	0.8%
% of Patients satisfied with the dentistry they have received	3	3	N/A	94.5%	93.2%	93.5%
% of Patients satisfied with the time they had to wait for an appointment	3	3	N/A	91.1%	88.5%	87.4%

\* This is based on patients treated on this contract for their most recent course of treatment.

Figures in italics indicate the base number of FP17s or Patient Questionnaire responses are less than 100. N/A is shown where the base number of responses is less than 10 during the period. % is calculated as Quantity/Base number\*100

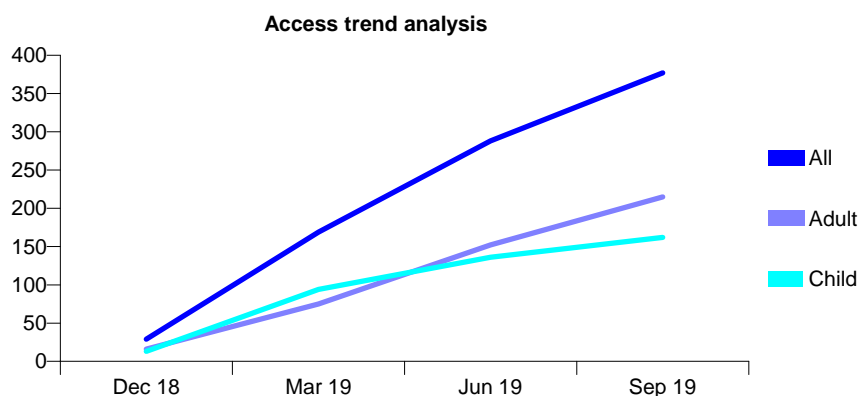
## Q53 - Vital Signs At a Glance Contract Report for 100915/0000 - September 2019

Name or company name	Dr Gul Arshad
Contract type name	GDS Contract
Purpose of contract	General
Contract start date	01/12/2018
Contract end date	

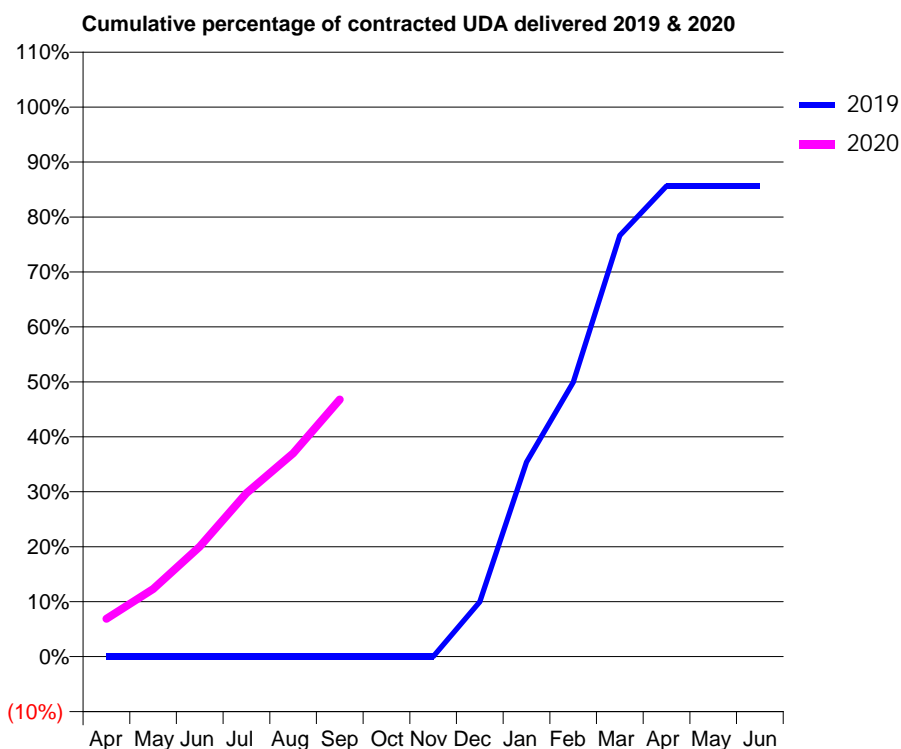
19/20 Contracted general activity (UDA)	1,240
Carry forward general activity (UDA)	0
19/20 Contracted orthodontic activity (UOA)	0
Carry forward orthodontic activity (UOA)	0
Baseline contract value	£29,754.48

### ACCESS\*

Patients seen in 24 months	Total	Change since previous quarter
Quarter ending September 2018	0	
Quarter ending December 2018	29	↑
Quarter ending March 2019	169	↑
Quarter ending June 2019	288	↑
Quarter ending September 2019	377	↑
<b>Variance since September 2018</b>	N/A	



### ACTIVITY



Month	Adjusted Scheduled Activity (UDA)	
	2019	2020
April	0	85
May	0	153
June	0	248
July	0	369
August	0	459
September	0	580
October	0	
November	0	
December	41	
January	146	
February	206	
March	317	
April	354	
May	354	
June	354	

### QUALITY

	Quantity	Base Number	Contract	AT	Region	England
% of FP17s for the same patient ID Re-attending within 3 months - Children	10	134	7.5%	8.9%	11.3%	11.5%
% of FP17s for the same patient ID Re-attending within 3 months - Adults	11	182	6.0%	12.3%	14.7%	15.4%
% of FP17s for the same patient ID Re-attending between 3 & 9 months - Children	45	134	33.6%	60.2%	60.8%	59.7%
% of FP17s for the same patient ID Re-attending between 3 & 9 months - Adults	24	182	13.2%	51.1%	52.8%	51.7%
% of FP17s for Band 1 Urgent Courses	15	300	5.0%	7.4%	8.2%	9.2%
% of FP17s Relating to Free Repair or Replacements	1	300	0.3%	0.8%	0.7%	0.7%
% of FP17s Relating to Continuations	1	300	0.3%	0.8%	0.8%	0.8%
% of Patients satisfied with the dentistry they have received	1	2	N/A	94.5%	93.2%	93.5%
% of Patients satisfied with the time they had to wait for an appointment	2	2	N/A	91.1%	88.5%	87.4%

\* This is based on patients treated on this contract for their most recent course of treatment. Figures in italics indicate the base number of FP17s or Patient Questionnaire responses are less than 100. N/A is shown where the base number of responses is less than 10 during the period. % is calculated as Quantity/Base number\*100

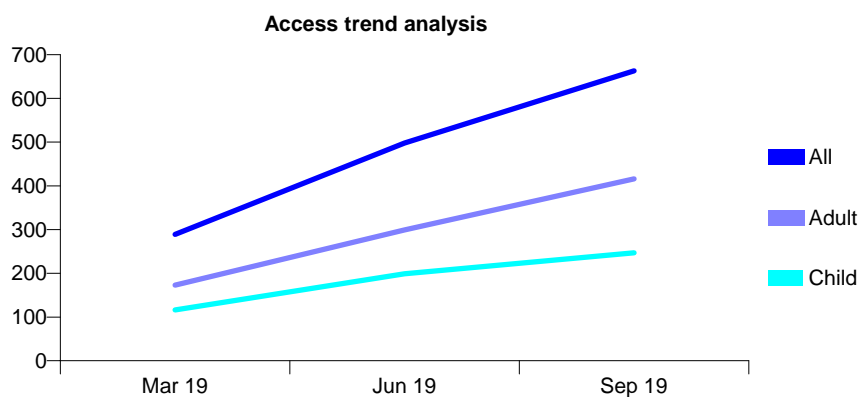
## Q53 - Vital Signs At a Glance Contract Report for 100963/0000 - September 2019

Name or company name	Evesham Place Limited
Contract type name	GDS Contract
Purpose of contract	General
Contract start date	01/01/2019
Contract end date	

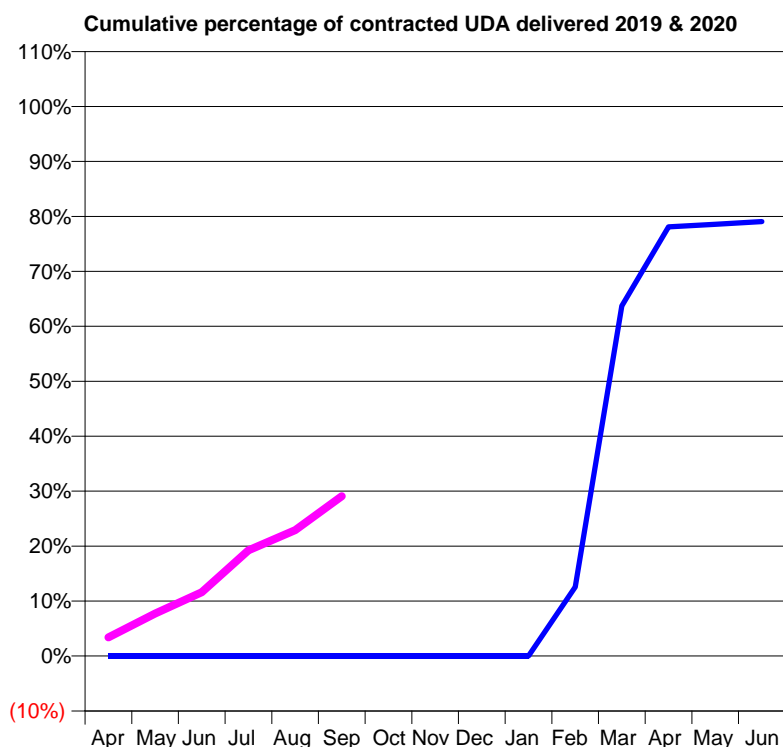
19/20 Contracted general activity (UDA)	2,500
Carry forward general activity (UDA)	0
19/20 Contracted orthodontic activity (UOA)	0
Carry forward orthodontic activity (UOA)	0
Baseline contract value	£57,189.51

### ACCESS\*

Patients seen in 24 months	Total	Change since previous quarter
Quarter ending September 2018	0	
Quarter ending December 2018	0	
Quarter ending March 2019	289	
Quarter ending June 2019	498	↑
Quarter ending September 2019	663	↑
<b>Variance since September 2018</b>	N/A	



### ACTIVITY



Month	Adjusted Scheduled Activity (UDA)	
	2019	2020
April	0	85
May	0	193
June	0	290
July	0	481
August	0	573
September	0	727
October	0	
November	0	
December	0	
January	0	
February	79	
March	398	
April	488	
May	491	
June	494	

### QUALITY

	Quantity	Base Number	Contract	AT	Region	England
% of FP17s for the same patient ID Re-attending within 3 months - Children	11	225	4.9%	8.9%	11.3%	11.5%
% of FP17s for the same patient ID Re-attending within 3 months - Adults	32	352	9.1%	12.3%	14.7%	15.4%
% of FP17s for the same patient ID Re-attending between 3 & 9 months - Children	40	225	17.8%	60.2%	60.8%	59.7%
% of FP17s for the same patient ID Re-attending between 3 & 9 months - Adults	43	352	12.2%	51.1%	52.8%	51.7%
% of FP17s for Band 1 Urgent Courses	42	526	8.0%	7.4%	8.2%	9.2%
% of FP17s Relating to Free Repair or Replacements	3	526	0.6%	0.8%	0.7%	0.7%
% of FP17s Relating to Continuations	2	526	0.4%	0.8%	0.8%	0.8%
% of Patients satisfied with the dentistry they have received	0	0	N/A	94.5%	93.2%	93.5%
% of Patients satisfied with the time they had to wait for an appointment	0	0	N/A	91.1%	88.5%	87.4%

\* This is based on patients treated on this contract for their most recent course of treatment. Figures in italics indicate the base number of FP17s or Patient Questionnaire responses are less than 100. N/A is shown where the base number of responses is less than 10 during the period. % is calculated as Quantity/Base number\*100

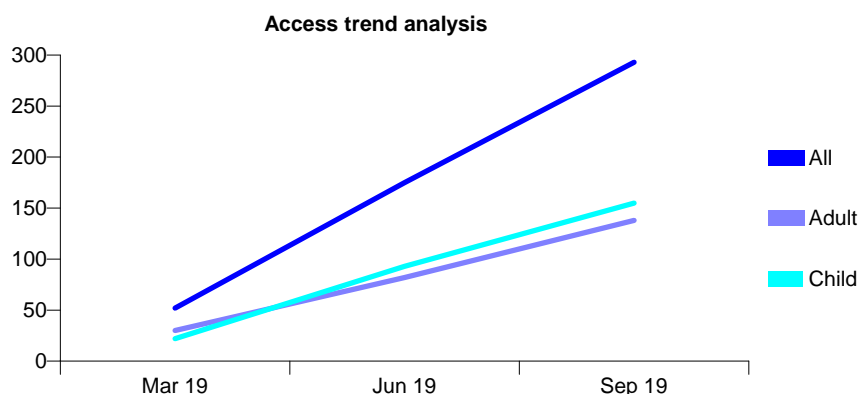
## Q53 - Vital Signs At a Glance Contract Report for 100964/0000 - September 2019

Name or company name	Evesham Place Limited
Contract type name	GDS Contract
Purpose of contract	General
Contract start date	01/01/2019
Contract end date	

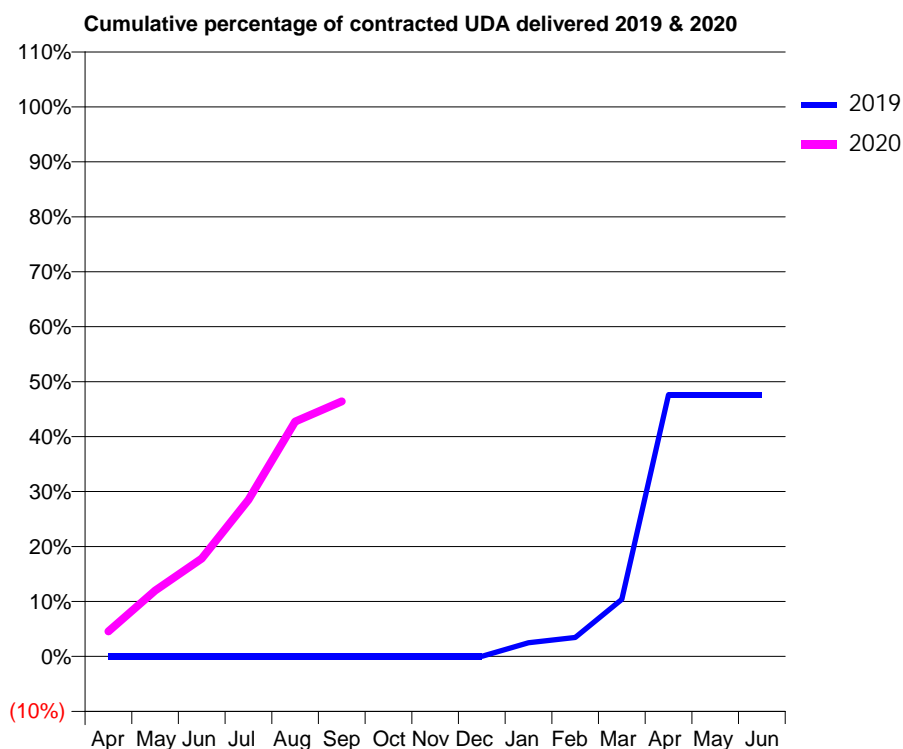
19/20 Contracted general activity (UDA)	807
Carry forward general activity (UDA)	0
19/20 Contracted orthodontic activity (UOA)	0
Carry forward orthodontic activity (UOA)	0
Baseline contract value	£20,581.65

### ACCESS\*

Patients seen in 24 months	Total	Change since previous quarter
Quarter ending September 2018	0	
Quarter ending December 2018	0	
Quarter ending March 2019	52	
Quarter ending June 2019	175	↑
Quarter ending September 2019	293	↑
<b>Variance since September 2018</b>	N/A	



### ACTIVITY



Month	Adjusted Scheduled Activity (UDA)	
	2019	2020
April	0	37
May	0	97
June	0	144
July	0	230
August	0	345
September	0	375
October	0	
November	0	
December	0	
January	5	
February	7	
March	21	
April	96	
May	96	
June	96	

### QUALITY

	Quantity	Base Number	Contract	AT	Region	England
% of FP17s for the same patient ID Re-attending within 3 months - Children	3	168	1.8%	8.9%	11.3%	11.5%
% of FP17s for the same patient ID Re-attending within 3 months - Adults	12	147	8.2%	12.3%	14.7%	15.4%
% of FP17s for the same patient ID Re-attending between 3 & 9 months - Children	10	168	6.0%	60.2%	60.8%	59.7%
% of FP17s for the same patient ID Re-attending between 3 & 9 months - Adults	8	147	5.4%	51.1%	52.8%	51.7%
% of FP17s for Band 1 Urgent Courses	18	276	6.5%	7.4%	8.2%	9.2%
% of FP17s Relating to Free Repair or Replacements	0	276	0.0%	0.8%	0.7%	0.7%
% of FP17s Relating to Continuations	3	276	1.1%	0.8%	0.8%	0.8%
% of Patients satisfied with the dentistry they have received	0	0	N/A	94.5%	93.2%	93.5%
% of Patients satisfied with the time they had to wait for an appointment	0	0	N/A	91.1%	88.5%	87.4%

\* This is based on patients treated on this contract for their most recent course of treatment. Figures in italics indicate the base number of FP17s or Patient Questionnaire responses are less than 100. N/A is shown where the base number of responses is less than 10 during the period. % is calculated as Quantity/Base number\*100

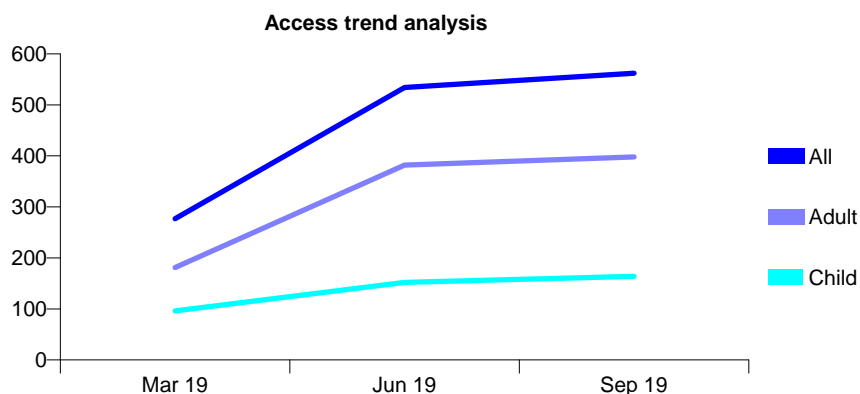
## Q53 - Vital Signs At a Glance Contract Report for 100965/0000 - September 2019

Name or company name	Acacia Dental Practice Limited
Contract type name	GDS Contract
Purpose of contract	General
Contract start date	21/12/2018
Contract end date	

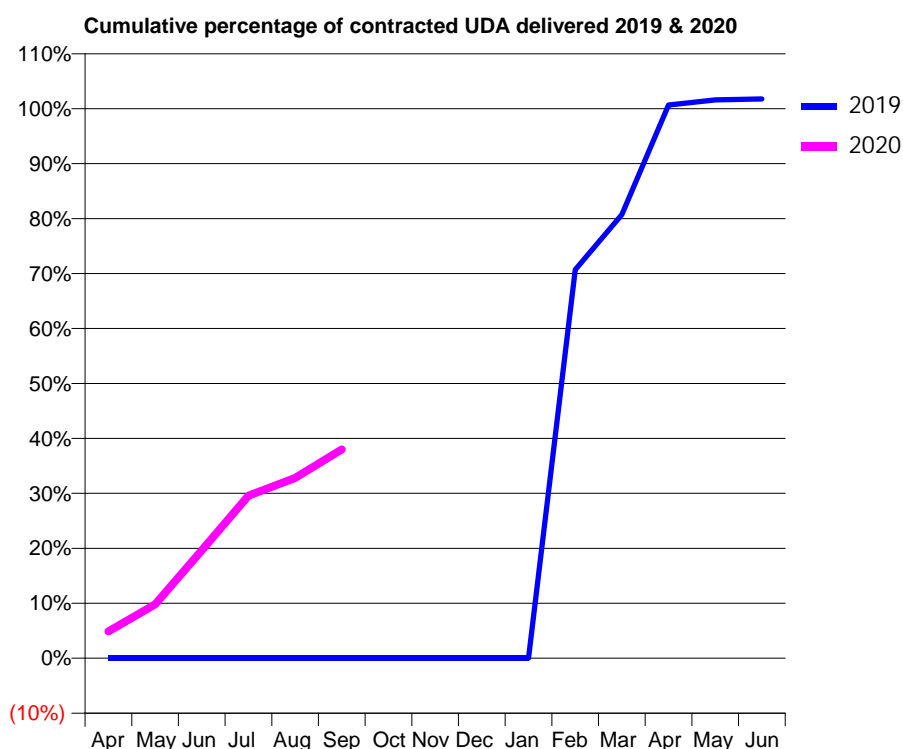
19/20 Contracted general activity (UDA)	1,878
Carry forward general activity (UDA)	-11
19/20 Contracted orthodontic activity (UOA)	0
Carry forward orthodontic activity (UOA)	0
Baseline contract value	£48,046.96

### ACCESS\*

Patients seen in 24 months	Total	Change since previous quarter
Quarter ending September 2018	0	
Quarter ending December 2018	0	
Quarter ending March 2019	277	
Quarter ending June 2019	534	↑
Quarter ending September 2019	562	↑
<b>Variance since September 2018</b>	N/A	



### ACTIVITY



Month	Adjusted Scheduled Activity (UDA)	
	2019	2020
April	0	92
May	0	184
June	0	369
July	0	555
August	0	616
September	0	713
October	0	
November	0	
December	0	
January	0	
February	459	
March	524	
April	653	
May	659	
June	660	

### QUALITY

	Quantity	Base Number	Contract	AT	Region	England
% of FP17s for the same patient ID Re-attending within 3 months - Children	0	154	0.0%	8.9%	11.3%	11.5%
% of FP17s for the same patient ID Re-attending within 3 months - Adults	11	344	3.2%	12.3%	14.7%	15.4%
% of FP17s for the same patient ID Re-attending between 3 & 9 months - Children	11	154	7.1%	60.2%	60.8%	59.7%
% of FP17s for the same patient ID Re-attending between 3 & 9 months - Adults	26	344	7.6%	51.1%	52.8%	51.7%
% of FP17s for Band 1 Urgent Courses	17	417	4.1%	7.4%	8.2%	9.2%
% of FP17s Relating to Free Repair or Replacements	2	417	0.5%	0.8%	0.7%	0.7%
% of FP17s Relating to Continuations	4	417	1.0%	0.8%	0.8%	0.8%
% of Patients satisfied with the dentistry they have received	0	1	N/A	94.5%	93.2%	93.5%
% of Patients satisfied with the time they had to wait for an appointment	1	1	N/A	91.1%	88.5%	87.4%

\* This is based on patients treated on this contract for their most recent course of treatment. Figures in italics indicate the base number of FP17s or Patient Questionnaire responses are less than 100. N/A is shown where the base number of responses is less than 10 during the period. % is calculated as Quantity/Base number\*100



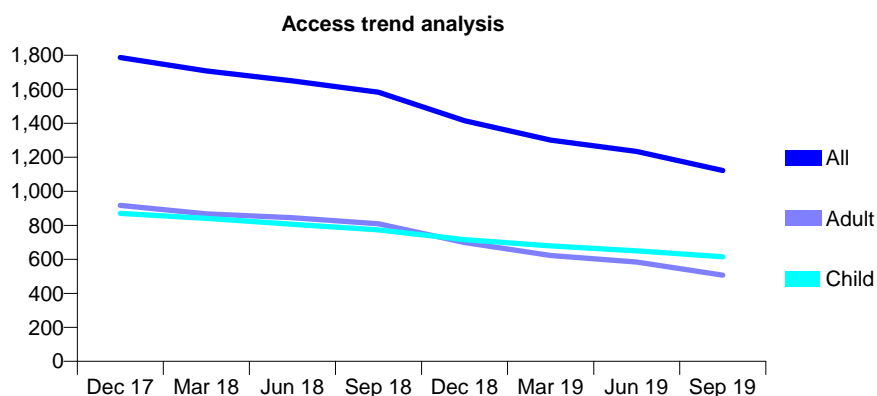
## Q53 - Vital Signs At a Glance Contract Report for 101281/0108 - September 2019

Name or company name	OASIS DENTAL CARE LTD
Contract type name	GDS Contract
Purpose of contract	General
Contract start date	01/04/2006
Contract end date	

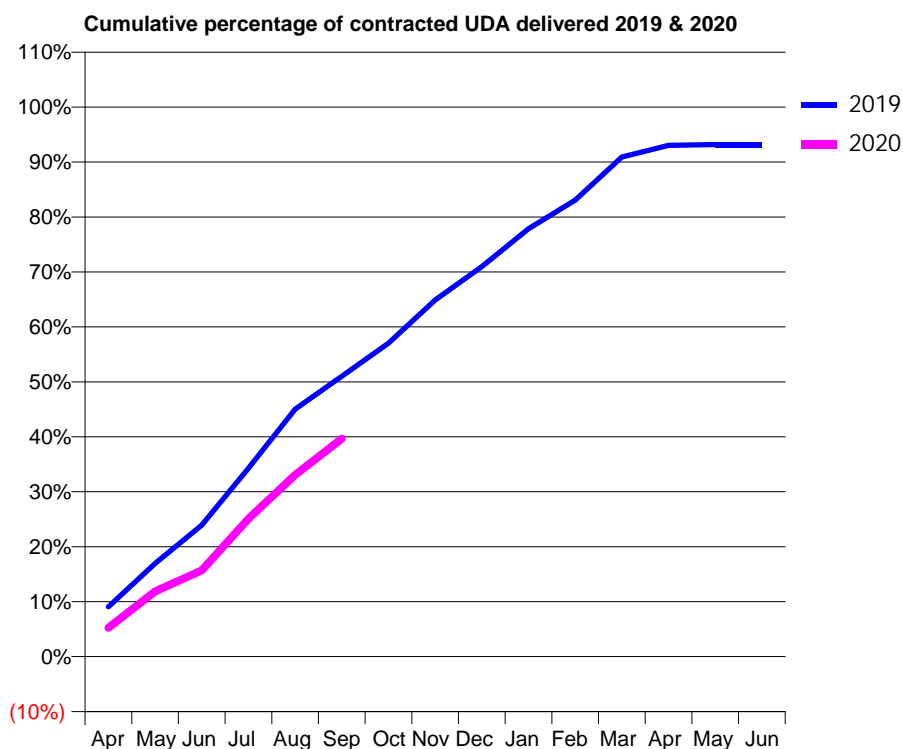
19/20 Contracted general activity (UDA)	2,500
Carry forward general activity (UDA)	0
19/20 Contracted orthodontic activity (UOA)	0
Carry forward orthodontic activity (UOA)	0
Baseline contract value	£62,171.07

### ACCESS\*

Patients seen in 24 months	Total	Change since previous quarter
Quarter ending September 2018	1,582	
Quarter ending December 2018	1,415	↓
Quarter ending March 2019	1,301	↓
Quarter ending June 2019	1,234	↓
Quarter ending September 2019	1,122	↓
<b>Variance since September 2018</b>	<b>(29.1%)</b>	<b>↓</b>



### ACTIVITY



Month	Adjusted Scheduled Activity (UDA)	
	2019	2020
April	227	131
May	425	297
June	598	392
July	858	627
August	1,125	827
September	1,275	991
October	1,426	
November	1,623	
December	1,774	
January	1,947	
February	2,077	
March	2,273	
April	2,325	
May	2,329	
June	2,329	

### QUALITY

	Quantity	Base Number	Contract	AT	Region	England
% of FP17s for the same patient ID Re-attending within 3 months - Children	26	476	5.5%	8.9%	11.3%	11.5%
% of FP17s for the same patient ID Re-attending within 3 months - Adults	20	238	8.4%	12.3%	14.7%	15.4%
% of FP17s for the same patient ID Re-attending between 3 & 9 months - Children	299	476	62.8%	60.2%	60.8%	59.7%
% of FP17s for the same patient ID Re-attending between 3 & 9 months - Adults	127	238	53.4%	51.1%	52.8%	51.7%
% of FP17s for Band 1 Urgent Courses	36	679	5.3%	7.4%	8.2%	9.2%
% of FP17s Relating to Free Repair or Replacements	3	679	0.4%	0.8%	0.7%	0.7%
% of FP17s Relating to Continuations	13	679	1.9%	0.8%	0.8%	0.8%
% of Patients satisfied with the dentistry they have received	1	1	N/A	94.5%	93.2%	93.5%
% of Patients satisfied with the time they had to wait for an appointment	1	1	N/A	91.1%	88.5%	87.4%

\* This is based on patients treated on this contract for their most recent course of treatment. Figures in italics indicate the base number of FP17s or Patient Questionnaire responses are less than 100. N/A is shown where the base number of responses is less than 10 during the period. % is calculated as Quantity/Base number\*100

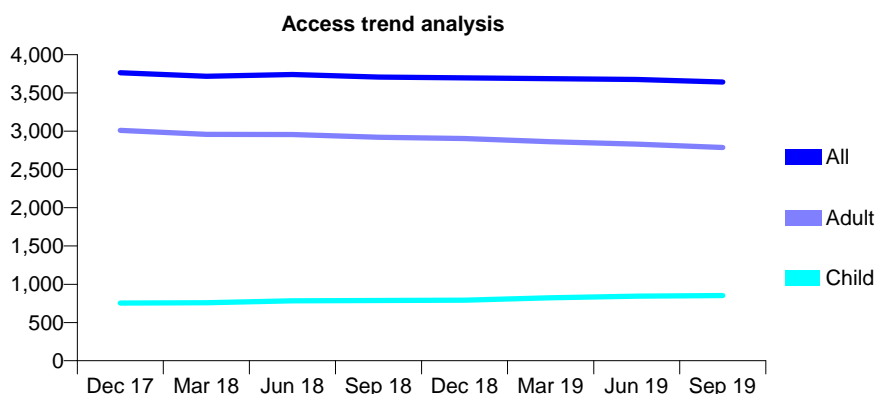
## Q53 - Vital Signs At a Glance Contract Report for 101281/0134 - September 2019

Name or company name	OASIS DENTAL CARE LTD
Contract type name	GDS Contract
Purpose of contract	General
Contract start date	01/04/2006
Contract end date	

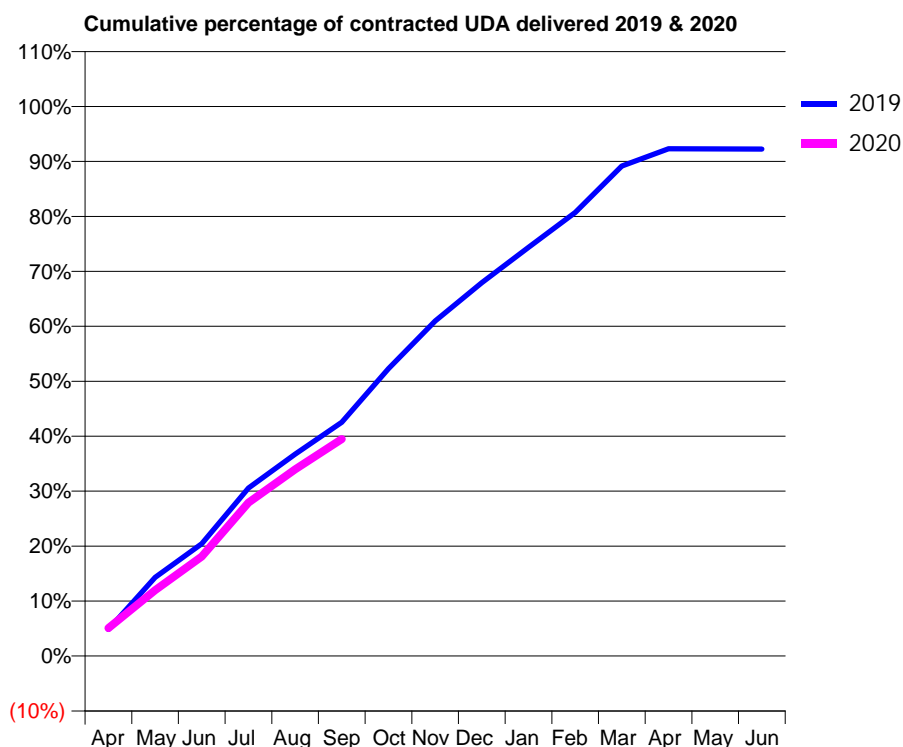
19/20 Contracted general activity (UDA)	12,151
Carry forward general activity (UDA)	0
19/20 Contracted orthodontic activity (UOA)	0
Carry forward orthodontic activity (UOA)	0
Baseline contract value	£273,555.08

### ACCESS\*

Patients seen in 24 months	Total	Change since previous quarter
Quarter ending September 2018	3,707	
Quarter ending December 2018	3,697	→
Quarter ending March 2019	3,686	→
Quarter ending June 2019	3,676	→
Quarter ending September 2019	3,642	→
<b>Variance since September 2018</b>	<b>(1.8%)</b>	<b>↓</b>



### ACTIVITY



Month	Adjusted Scheduled Activity (UDA)	
	2019	2020
April	592	619
May	1,738	1,455
June	2,481	2,201
July	3,714	3,391
August	4,465	4,126
September	5,166	4,795
October	6,353	
November	7,410	
December	8,254	
January	9,037	
February	9,810	
March	10,836	
April	11,216	
May	11,213	
June	11,210	

### QUALITY

	Quantity	Base Number	Contract	AT	Region	England
% of FP17s for the same patient ID Re-attending within 3 months - Children	40	702	5.7%	8.9%	11.3%	11.5%
% of FP17s for the same patient ID Re-attending within 3 months - Adults	164	2,065	7.9%	12.3%	14.7%	15.4%
% of FP17s for the same patient ID Re-attending between 3 & 9 months - Children	453	702	64.5%	60.2%	60.8%	59.7%
% of FP17s for the same patient ID Re-attending between 3 & 9 months - Adults	1,529	2,065	74.0%	51.1%	52.8%	51.7%
% of FP17s for Band 1 Urgent Courses	57	2,603	2.2%	7.4%	8.2%	9.2%
% of FP17s Relating to Free Repair or Replacements	38	2,603	1.5%	0.8%	0.7%	0.7%
% of FP17s Relating to Continuations	18	2,603	0.7%	0.8%	0.8%	0.8%
% of Patients satisfied with the dentistry they have received	1	2	N/A	94.5%	93.2%	93.5%
% of Patients satisfied with the time they had to wait for an appointment	2	2	N/A	91.1%	88.5%	87.4%

\* This is based on patients treated on this contract for their most recent course of treatment. Figures in italics indicate the base number of FP17s or Patient Questionnaire responses are less than 100. N/A is shown where the base number of responses is less than 10 during the period. % is calculated as Quantity/Base number\*100

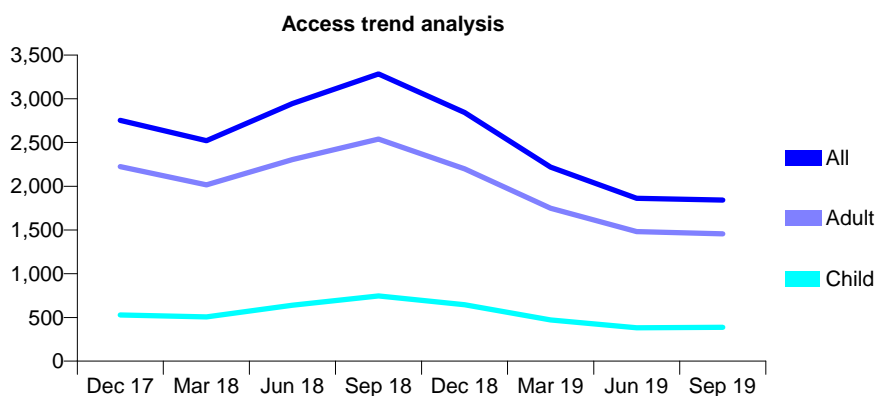
## Q53 - Vital Signs At a Glance Contract Report for 101281/0149 - September 2019

Name or company name	OASIS DENTAL CARE LTD
Contract type name	GDS Contract
Purpose of contract	General
Contract start date	01/04/2006
Contract end date	

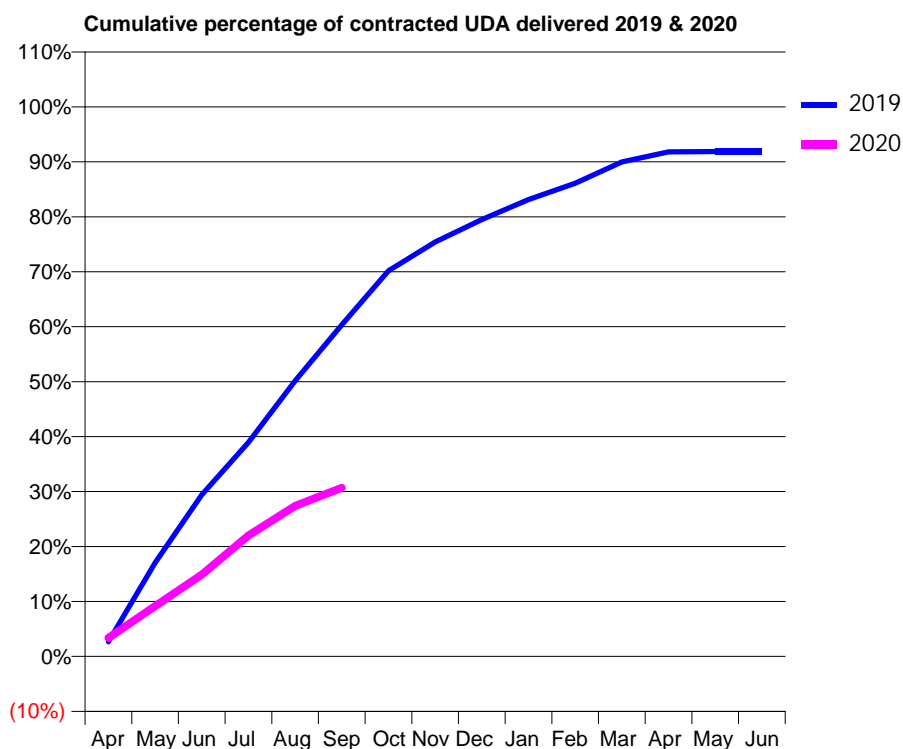
19/20 Contracted general activity (UDA)	7,534
Carry forward general activity (UDA)	0
19/20 Contracted orthodontic activity (UOA)	0
Carry forward orthodontic activity (UOA)	0
Baseline contract value	£189,697.63

### ACCESS\*

Patients seen in 24 months	Total	Change since previous quarter
Quarter ending September 2018	3,284	
Quarter ending December 2018	2,844	↓
Quarter ending March 2019	2,219	↓
Quarter ending June 2019	1,863	↓
Quarter ending September 2019	1,842	↓
<b>Variance since September 2018</b>	<b>(43.9%)</b>	<b>↓</b>



### ACTIVITY



Month	2019	2020
April	200	252
May	1,285	690
June	2,216	1,119
July	2,934	1,658
August	3,781	2,063
September	4,546	2,311
October	5,287	
November	5,682	
December	5,988	
January	6,263	
February	6,485	
March	6,779	
April	6,918	
May	6,922	
June	6,922	

### QUALITY

	Quantity	Base Number	Contract	AT	Region	England
% of FP17s for the same patient ID Re-attending within 3 months - Children	17	303	5.6%	8.9%	11.3%	11.5%
% of FP17s for the same patient ID Re-attending within 3 months - Adults	117	1,057	11.1%	12.3%	14.7%	15.4%
% of FP17s for the same patient ID Re-attending between 3 & 9 months - Children	90	303	29.7%	60.2%	60.8%	59.7%
% of FP17s for the same patient ID Re-attending between 3 & 9 months - Adults	353	1,057	33.4%	51.1%	52.8%	51.7%
% of FP17s for Band 1 Urgent Courses	101	1,295	7.8%	7.4%	8.2%	9.2%
% of FP17s Relating to Free Repair or Replacements	33	1,295	2.5%	0.8%	0.7%	0.7%
% of FP17s Relating to Continuations	33	1,295	2.5%	0.8%	0.8%	0.8%
% of Patients satisfied with the dentistry they have received	1	1	N/A	94.5%	93.2%	93.5%
% of Patients satisfied with the time they had to wait for an appointment	1	1	N/A	91.1%	88.5%	87.4%

\* This is based on patients treated on this contract for their most recent course of treatment. Figures in italics indicate the base number of FP17s or Patient Questionnaire responses are less than 100. N/A is shown where the base number of responses is less than 10 during the period. % is calculated as Quantity/Base number\*100

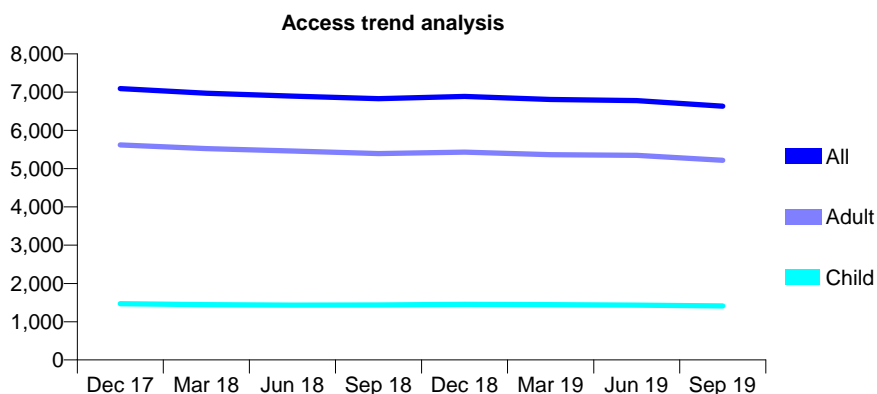
## Q53 - Vital Signs At a Glance Contract Report for 101281/0164 - September 2019

Name or company name	OASIS DENTAL CARE LTD
Contract type name	GDS Contract
Purpose of contract	General
Contract start date	01/02/2007
Contract end date	

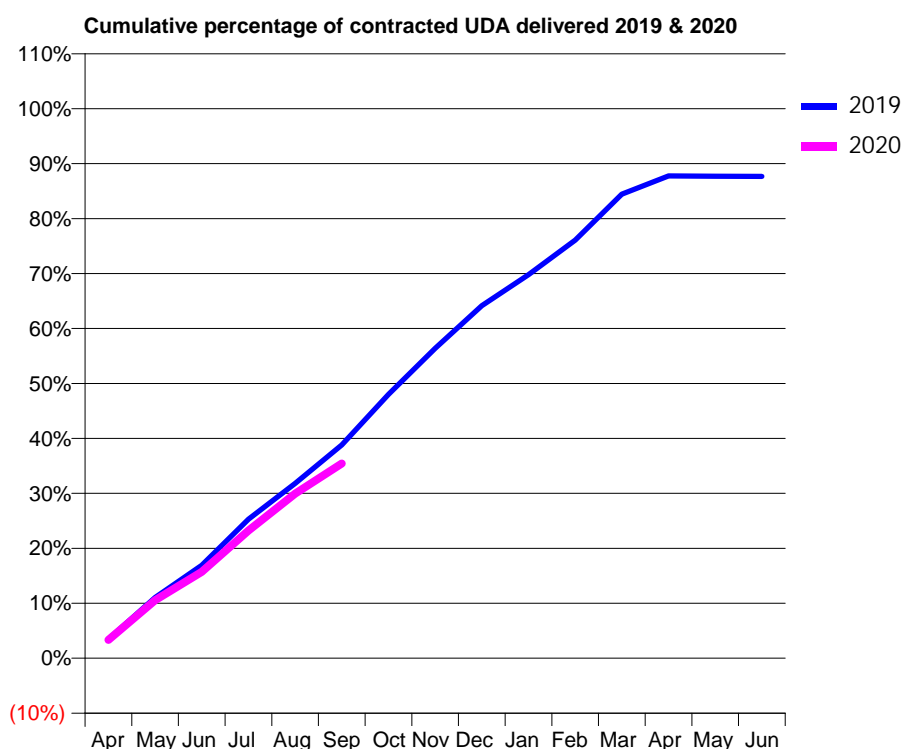
19/20 Contracted general activity (UDA)	21,454
Carry forward general activity (UDA)	0
19/20 Contracted orthodontic activity (UOA)	0
Carry forward orthodontic activity (UOA)	0
Baseline contract value	£461,080.64

### ACCESS\*

Patients seen in 24 months	Total	Change since previous quarter
Quarter ending September 2018	6,832	
Quarter ending December 2018	6,885	→
Quarter ending March 2019	6,809	↓
Quarter ending June 2019	6,779	→
Quarter ending September 2019	6,631	↓
<b>Variance since September 2018</b>	<b>(2.9%)</b>	<b>↓</b>



### ACTIVITY



Month	2019	2020
April	748	717
May	2,371	2,270
June	3,624	3,373
July	5,428	4,985
August	6,826	6,427
September	8,326	7,604
October	10,300	
November	12,095	
December	13,762	
January	14,972	
February	16,322	
March	18,113	
April	18,829	
May	18,816	
June	18,805	

### QUALITY

	Quantity	Base Number	Contract	AT	Region	England
% of FP17s for the same patient ID Re-attending within 3 months - Children	62	1,021	6.1%	8.9%	11.3%	11.5%
% of FP17s for the same patient ID Re-attending within 3 months - Adults	398	3,356	11.9%	12.3%	14.7%	15.4%
% of FP17s for the same patient ID Re-attending between 3 & 9 months - Children	607	1,021	59.5%	60.2%	60.8%	59.7%
% of FP17s for the same patient ID Re-attending between 3 & 9 months - Adults	1,882	3,356	56.1%	51.1%	52.8%	51.7%
% of FP17s for Band 1 Urgent Courses	333	4,079	8.2%	7.4%	8.2%	9.2%
% of FP17s Relating to Free Repair or Replacements	35	4,079	0.9%	0.8%	0.7%	0.7%
% of FP17s Relating to Continuations	52	4,079	1.3%	0.8%	0.8%	0.8%
% of Patients satisfied with the dentistry they have received	2	3	N/A	94.5%	93.2%	93.5%
% of Patients satisfied with the time they had to wait for an appointment	2	3	N/A	91.1%	88.5%	87.4%

\* This is based on patients treated on this contract for their most recent course of treatment.

Figures in italics indicate the base number of FP17s or Patient Questionnaire responses are less than 100. N/A is shown where the base number of responses is less than 10 during the period. % is calculated as Quantity/Base number\*100

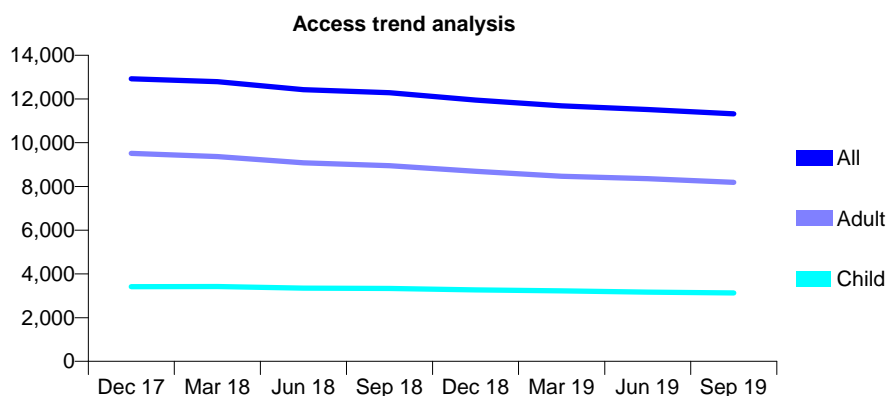
## Q53 - Vital Signs At a Glance Contract Report for 101281/0166 - September 2019

Name or company name	OASIS DENTAL CARE LTD
Contract type name	GDS Contract
Purpose of contract	General
Contract start date	27/04/2007
Contract end date	

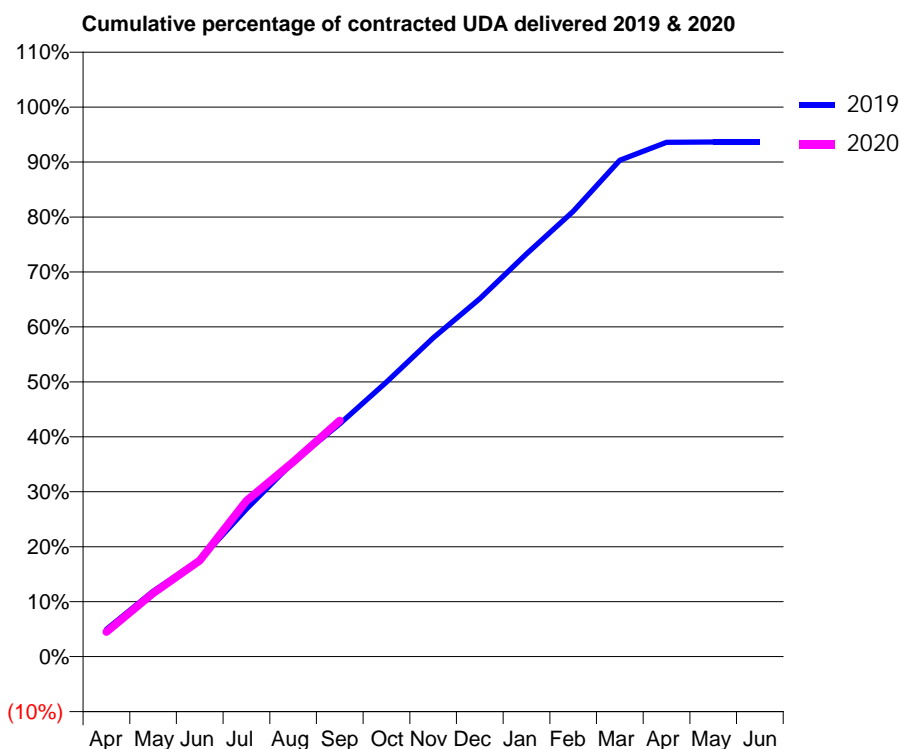
19/20 Contracted general activity (UDA)	34,800
Carry forward general activity (UDA)	0
19/20 Contracted orthodontic activity (UOA)	0
Carry forward orthodontic activity (UOA)	0
Baseline contract value	£747,907.44

### ACCESS\*

Patients seen in 24 months	Total	Change since previous quarter
Quarter ending September 2018	12,286	
Quarter ending December 2018	11,954	↓
Quarter ending March 2019	11,687	↓
Quarter ending June 2019	11,522	↓
Quarter ending September 2019	11,321	↓
<b>Variance since September 2018</b>	<b>(7.9%)</b>	<b>↓</b>



### ACTIVITY



Month	Adjusted Scheduled Activity (UDA)	
	2019	2020
April	1,725	1,564
May	4,140	4,027
June	6,127	6,083
July	9,354	9,869
August	12,321	12,326
September	14,744	14,945
October	17,387	
November	20,181	
December	22,661	
January	25,504	
February	28,203	
March	31,437	
April	32,568	
May	32,584	
June	32,585	

### QUALITY

	Quantity	Base Number	Contract	AT	Region	England
% of FP17s for the same patient ID Re-attending within 3 months - Children	192	2,517	7.6%	8.9%	11.3%	11.5%
% of FP17s for the same patient ID Re-attending within 3 months - Adults	968	6,175	15.7%	12.3%	14.7%	15.4%
% of FP17s for the same patient ID Re-attending between 3 & 9 months - Children	1,721	2,517	68.4%	60.2%	60.8%	59.7%
% of FP17s for the same patient ID Re-attending between 3 & 9 months - Adults	3,741	6,175	60.6%	51.1%	52.8%	51.7%
% of FP17s for Band 1 Urgent Courses	730	8,156	9.0%	7.4%	8.2%	9.2%
% of FP17s Relating to Free Repair or Replacements	115	8,156	1.4%	0.8%	0.7%	0.7%
% of FP17s Relating to Continuations	113	8,156	1.4%	0.8%	0.8%	0.8%
% of Patients satisfied with the dentistry they have received	1	2	N/A	94.5%	93.2%	93.5%
% of Patients satisfied with the time they had to wait for an appointment	1	2	N/A	91.1%	88.5%	87.4%

\* This is based on patients treated on this contract for their most recent course of treatment. Figures in italics indicate the base number of FP17s or Patient Questionnaire responses are less than 100. N/A is shown where the base number of responses is less than 10 during the period. % is calculated as Quantity/Base number\*100

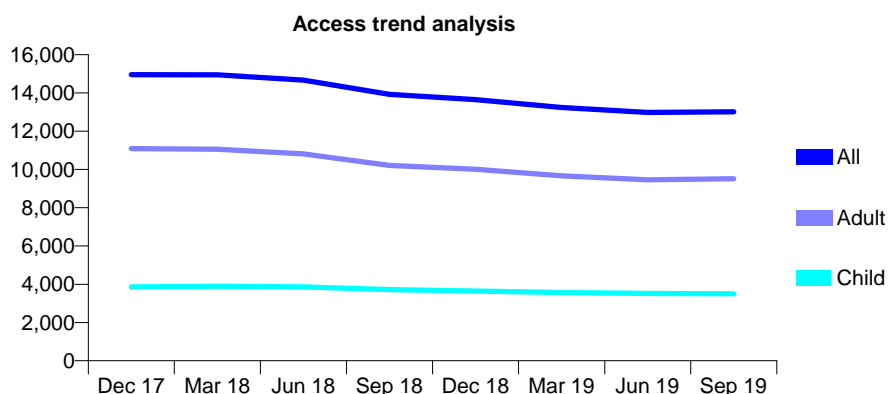
## Q53 - Vital Signs At a Glance Contract Report for 101281/0172 - September 2019

Name or company name	OASIS DENTAL CARE LTD
Contract type name	GDS Contract
Purpose of contract	General
Contract start date	01/11/2007
Contract end date	

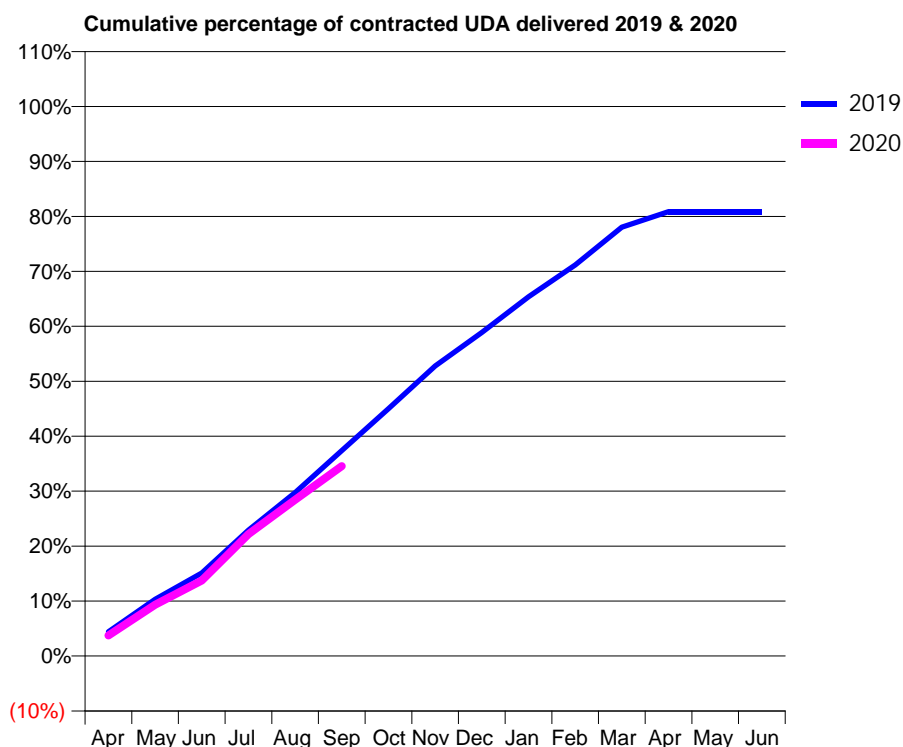
19/20 Contracted general activity (UDA)	40,086
Carry forward general activity (UDA)	0
19/20 Contracted orthodontic activity (UOA)	0
Carry forward orthodontic activity (UOA)	0
Baseline contract value	£1,098,610.64

### ACCESS\*

Patients seen in 24 months	Total	Change since previous quarter
Quarter ending September 2018	13,927	
Quarter ending December 2018	13,650	↓
Quarter ending March 2019	13,235	↓
Quarter ending June 2019	12,977	↓
Quarter ending September 2019	13,013	→
<b>Variance since September 2018</b>	<b>(6.6%)</b>	<b>↓</b>



### ACTIVITY



Month	Adjusted Scheduled Activity (UDA)	
	2019	2020
April	1,763	1,507
May	4,137	3,738
June	6,052	5,512
July	9,181	8,893
August	11,929	11,402
September	14,988	13,846
October	18,035	
November	21,163	
December	23,590	
January	26,203	
February	28,529	
March	31,279	
April	32,412	
May	32,409	
June	32,409	

### QUALITY

	Quantity	Base Number	Contract	AT	Region	England
% of FP17s for the same patient ID Re-attending within 3 months - Children	121	2,421	5.0%	8.9%	11.3%	11.5%
% of FP17s for the same patient ID Re-attending within 3 months - Adults	745	6,284	11.9%	12.3%	14.7%	15.4%
% of FP17s for the same patient ID Re-attending between 3 & 9 months - Children	1,520	2,421	62.8%	60.2%	60.8%	59.7%
% of FP17s for the same patient ID Re-attending between 3 & 9 months - Adults	3,458	6,284	55.0%	51.1%	52.8%	51.7%
% of FP17s for Band 1 Urgent Courses	598	8,042	7.4%	7.4%	8.2%	9.2%
% of FP17s Relating to Free Repair or Replacements	49	8,042	0.6%	0.8%	0.7%	0.7%
% of FP17s Relating to Continuations	109	8,042	1.4%	0.8%	0.8%	0.8%
% of Patients satisfied with the dentistry they have received	11	11	100.0%	94.5%	93.2%	93.5%
% of Patients satisfied with the time they had to wait for an appointment	11	11	100.0%	91.1%	88.5%	87.4%

\* This is based on patients treated on this contract for their most recent course of treatment. Figures in italics indicate the base number of FP17s or Patient Questionnaire responses are less than 100. N/A is shown where the base number of responses is less than 10 during the period. % is calculated as Quantity/Base number\*100

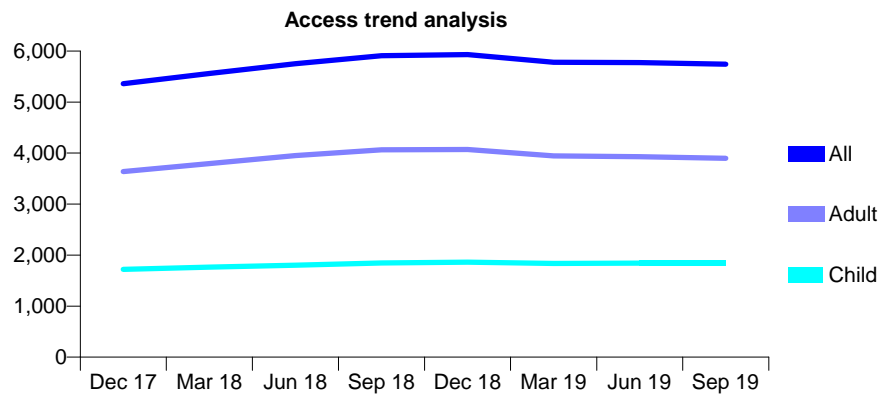
## Q53 - Vital Signs At a Glance Contract Report for 101362/0005 - September 2019

Name or company name	Rodericks Dental Limited
Contract type name	GDS Contract
Purpose of contract	General
Contract start date	01/04/2008
Contract end date	

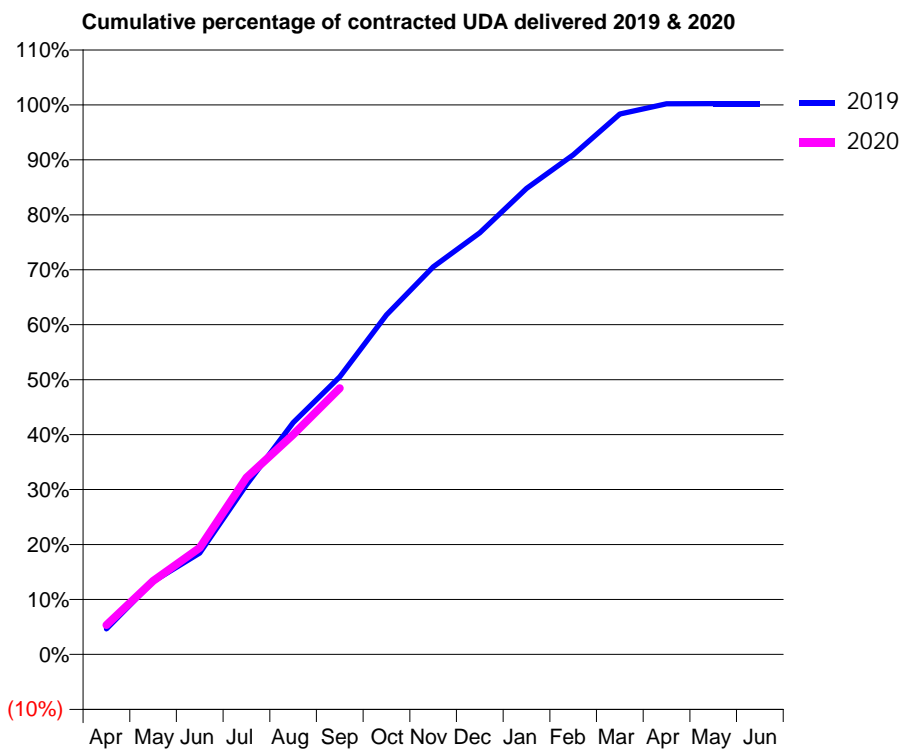
19/20 Contracted general activity (UDA)	14,000
Carry forward general activity (UDA)	-31
19/20 Contracted orthodontic activity (UOA)	0
Carry forward orthodontic activity (UOA)	0
Baseline contract value	£338,177.76

### ACCESS\*

Patients seen in 24 months	Total	Change since previous quarter
Quarter ending September 2018	5,910	
Quarter ending December 2018	5,931	→
Quarter ending March 2019	5,780	↓
Quarter ending June 2019	5,775	→
Quarter ending September 2019	5,742	→
<b>Variance since September 2018</b>	<b>(2.8%)</b>	<b>↓</b>



### ACTIVITY



Month	Adjusted Scheduled Activity (UDA)	
	2019	2020
April	649	750
May	1,856	1,875
June	2,584	2,717
July	4,320	4,503
August	5,907	5,601
September	7,072	6,784
October	8,647	
November	9,876	
December	10,740	
January	11,873	
February	12,730	
March	13,768	
April	14,027	
May	14,028	
June	14,031	

### QUALITY

	Quantity	Base Number	Contract	AT	Region	England
% of FP17s for the same patient ID Re-attending within 3 months - Children	53	1,349	3.9%	8.9%	11.3%	11.5%
% of FP17s for the same patient ID Re-attending within 3 months - Adults	206	2,293	9.0%	12.3%	14.7%	15.4%
% of FP17s for the same patient ID Re-attending between 3 & 9 months - Children	819	1,349	60.7%	60.2%	60.8%	59.7%
% of FP17s for the same patient ID Re-attending between 3 & 9 months - Adults	1,098	2,293	47.9%	51.1%	52.8%	51.7%
% of FP17s for Band 1 Urgent Courses	196	3,522	5.6%	7.4%	8.2%	9.2%
% of FP17s Relating to Free Repair or Replacements	21	3,522	0.6%	0.8%	0.7%	0.7%
% of FP17s Relating to Continuations	11	3,522	0.3%	0.8%	0.8%	0.8%
% of Patients satisfied with the dentistry they have received	1	1	N/A	94.5%	93.2%	93.5%
% of Patients satisfied with the time they had to wait for an appointment	1	1	N/A	91.1%	88.5%	87.4%

\* This is based on patients treated on this contract for their most recent course of treatment. Figures in italics indicate the base number of FP17s or Patient Questionnaire responses are less than 100. N/A is shown where the base number of responses is less than 10 during the period. % is calculated as Quantity/Base number\*100

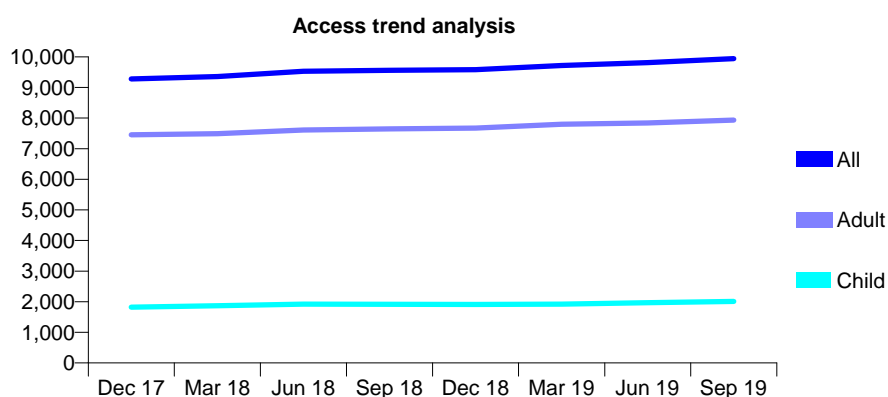
## Q53 - Vital Signs At a Glance Contract Report for 101435/0091 - September 2019

Name or company name	IDH Limited
Contract type name	GDS Contract
Purpose of contract	General
Contract start date	01/03/2008
Contract end date	

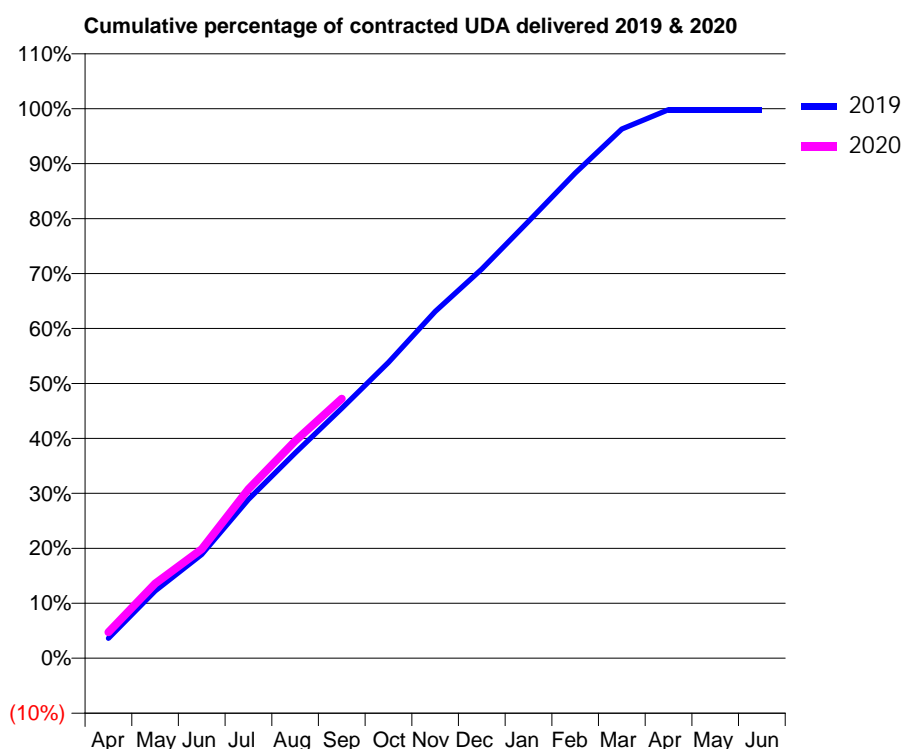
19/20 Contracted general activity (UDA)	23,435
Carry forward general activity (UDA)	44
19/20 Contracted orthodontic activity (UOA)	0
Carry forward orthodontic activity (UOA)	0
Baseline contract value	£593,522.07

### ACCESS\*

Patients seen in 24 months	Total	Change since previous quarter
Quarter ending September 2018	9,561	
Quarter ending December 2018	9,586	→
Quarter ending March 2019	9,718	→
Quarter ending June 2019	9,812	→
Quarter ending September 2019	9,943	→
<b>Variance since September 2018</b>	<b>4.0%</b>	<b>↑</b>



### ACTIVITY



Month	2019	2020
April	848	1,114
May	2,870	3,188
June	4,425	4,653
July	6,775	7,209
August	8,754	9,269
September	10,662	11,072
October	12,615	
November	14,787	
December	16,600	
January	18,628	
February	20,686	
March	22,566	
April	23,392	
May	23,391	
June	23,391	

### QUALITY

	Quantity	Base Number	Contract	AT	Region	England
% of FP17s for the same patient ID Re-attending within 3 months - Children	78	1,540	5.1%	8.9%	11.3%	11.5%
% of FP17s for the same patient ID Re-attending within 3 months - Adults	565	5,089	11.1%	12.3%	14.7%	15.4%
% of FP17s for the same patient ID Re-attending between 3 & 9 months - Children	893	1,540	58.0%	60.2%	60.8%	59.7%
% of FP17s for the same patient ID Re-attending between 3 & 9 months - Adults	2,466	5,089	48.5%	51.1%	52.8%	51.7%
% of FP17s for Band 1 Urgent Courses	480	6,225	7.7%	7.4%	8.2%	9.2%
% of FP17s Relating to Free Repair or Replacements	27	6,225	0.4%	0.8%	0.7%	0.7%
% of FP17s Relating to Continuations	81	6,225	1.3%	0.8%	0.8%	0.8%
% of Patients satisfied with the dentistry they have received	4	4	N/A	94.5%	93.2%	93.5%
% of Patients satisfied with the time they had to wait for an appointment	3	4	N/A	91.1%	88.5%	87.4%

\* This is based on patients treated on this contract for their most recent course of treatment.

Figures in italics indicate the base number of FP17s or Patient Questionnaire responses are less than 100. N/A is shown where the base number of responses is less than 10 during the period. % is calculated as Quantity/Base number\*100



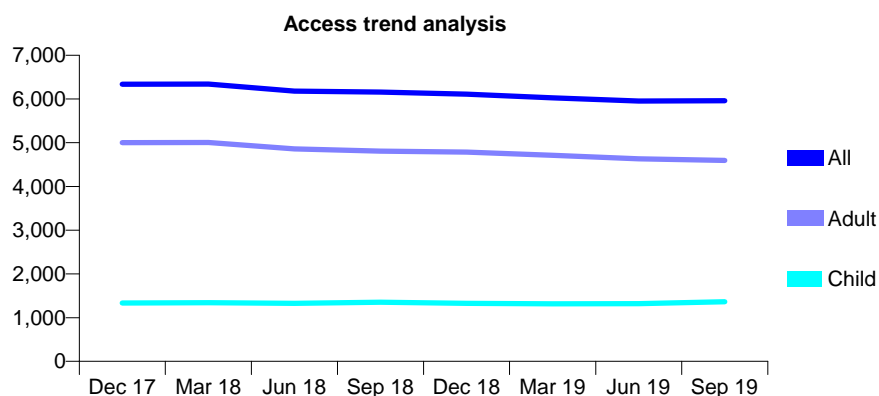
## Q53 - Vital Signs At a Glance Contract Report for 101435/0098 - September 2019

Name or company name	IDH Limited
Contract type name	GDS Contract
Purpose of contract	General
Contract start date	01/05/2008
Contract end date	

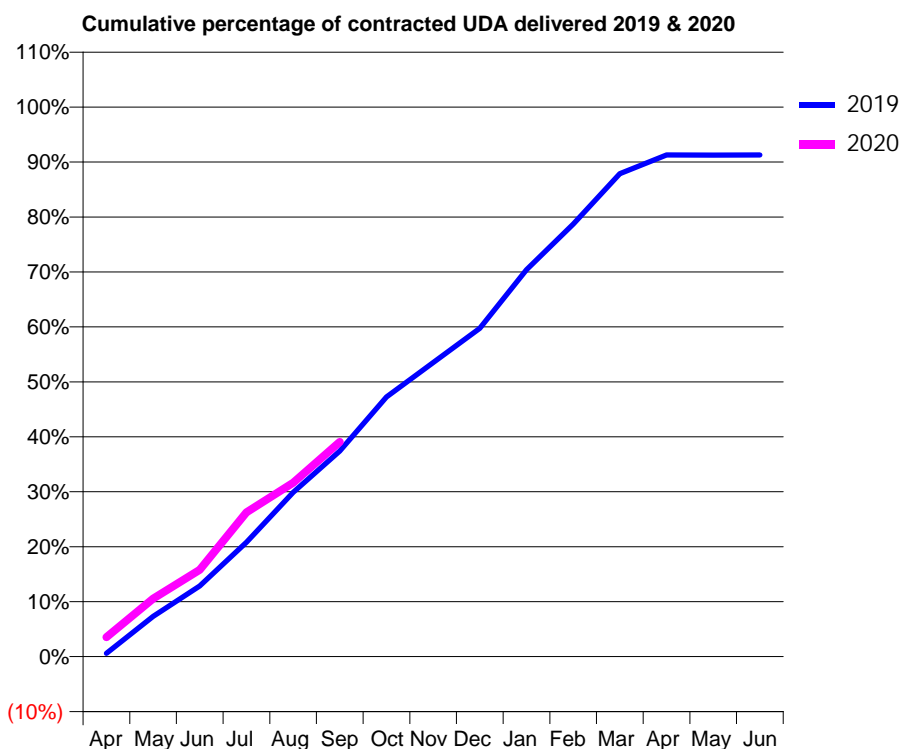
19/20 Contracted general activity (UDA)	17,250
Carry forward general activity (UDA)	0
19/20 Contracted orthodontic activity (UOA)	0
Carry forward orthodontic activity (UOA)	0
Baseline contract value	£417,290.22

### ACCESS\*

Patients seen in 24 months	Total	Change since previous quarter
Quarter ending September 2018	6,161	
Quarter ending December 2018	6,111	→
Quarter ending March 2019	6,027	↓
Quarter ending June 2019	5,953	↓
Quarter ending September 2019	5,961	→
<b>Variance since September 2018</b>	<b>(3.2%)</b>	<b>↓</b>



### ACTIVITY



Month	Adjusted Scheduled Activity (UDA)	
	2019	2020
April	105	610
May	1,262	1,822
June	2,215	2,727
July	3,592	4,531
August	5,156	5,458
September	6,454	6,743
October	8,151	
November	9,231	
December	10,303	
January	12,147	
February	13,576	
March	15,158	
April	15,747	
May	15,742	
June	15,745	

### QUALITY

	Quantity	Base Number	Contract	AT	Region	England
% of FP17s for the same patient ID Re-attending within 3 months - Children	43	882	4.9%	8.9%	11.3%	11.5%
% of FP17s for the same patient ID Re-attending within 3 months - Adults	219	2,442	9.0%	12.3%	14.7%	15.4%
% of FP17s for the same patient ID Re-attending between 3 & 9 months - Children	393	882	44.6%	60.2%	60.8%	59.7%
% of FP17s for the same patient ID Re-attending between 3 & 9 months - Adults	1,012	2,442	41.4%	51.1%	52.8%	51.7%
% of FP17s for Band 1 Urgent Courses	190	3,099	6.1%	7.4%	8.2%	9.2%
% of FP17s Relating to Free Repair or Replacements	12	3,099	0.4%	0.8%	0.7%	0.7%
% of FP17s Relating to Continuations	33	3,099	1.1%	0.8%	0.8%	0.8%
% of Patients satisfied with the dentistry they have received	5	5	N/A	94.5%	93.2%	93.5%
% of Patients satisfied with the time they had to wait for an appointment	5	5	N/A	91.1%	88.5%	87.4%

\* This is based on patients treated on this contract for their most recent course of treatment. Figures in italics indicate the base number of FP17s or Patient Questionnaire responses are less than 100. N/A is shown where the base number of responses is less than 10 during the period. % is calculated as Quantity/Base number\*100

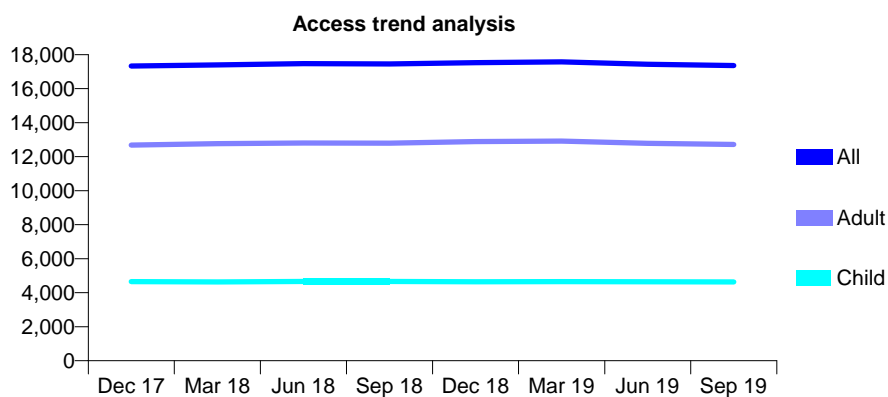
## Q53 - Vital Signs At a Glance Contract Report for 101435/0102 - September 2019

Name or company name	IDH Limited
Contract type name	GDS Contract
Purpose of contract	General
Contract start date	01/06/2008
Contract end date	

19/20 Contracted general activity (UDA)	54,777
Carry forward general activity (UDA)	0
19/20 Contracted orthodontic activity (UOA)	0
Carry forward orthodontic activity (UOA)	0
Baseline contract value	£1,485,002.62

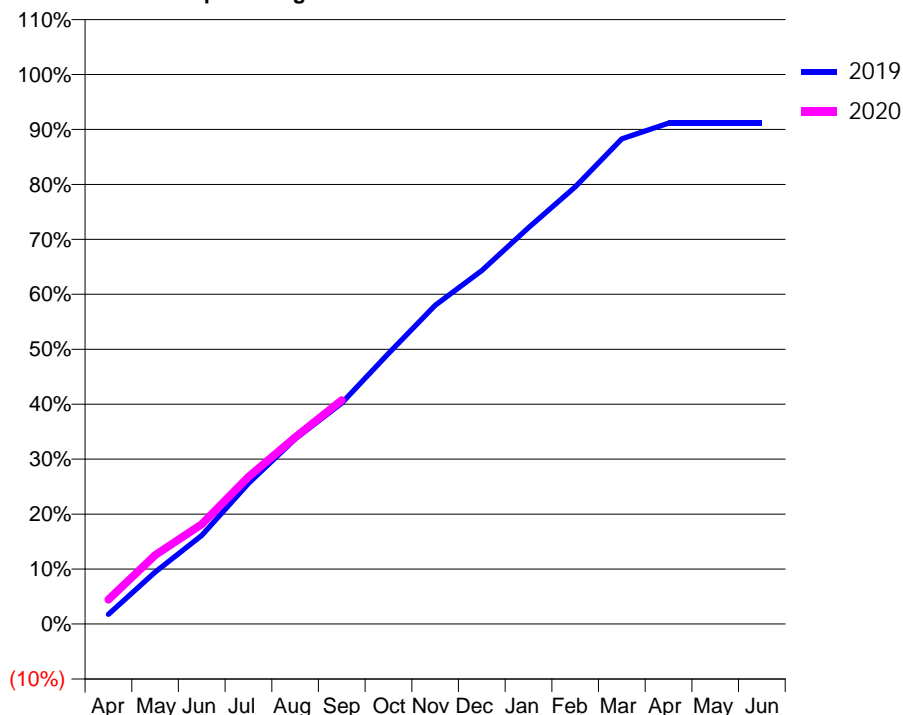
### ACCESS\*

Patients seen in 24 months	Total	Change since previous quarter
Quarter ending September 2018	17,454	
Quarter ending December 2018	17,536	→
Quarter ending March 2019	17,569	→
Quarter ending June 2019	17,433	→
Quarter ending September 2019	17,362	→
<b>Variance since September 2018</b>	<b>(0.5%)</b>	→



### ACTIVITY

Cumulative percentage of contracted UDA delivered 2019 & 2020



Adjusted Scheduled Activity (UDA)

Month	2019	2020
April	965	2,437
May	5,173	6,863
June	8,832	9,956
July	14,022	14,674
August	18,454	18,605
September	22,014	22,308
October	26,961	
November	31,757	
December	35,230	
January	39,513	
February	43,564	
March	48,350	
April	49,917	
May	49,916	
June	49,917	

### QUALITY

	Quantity	Base Number	Contract	AT	Region	England
% of FP17s for the same patient ID Re-attending within 3 months - Children	186	3,307	5.6%	8.9%	11.3%	11.5%
% of FP17s for the same patient ID Re-attending within 3 months - Adults	959	8,175	11.7%	12.3%	14.7%	15.4%
% of FP17s for the same patient ID Re-attending between 3 & 9 months - Children	2,051	3,307	62.0%	60.2%	60.8%	59.7%
% of FP17s for the same patient ID Re-attending between 3 & 9 months - Adults	4,755	8,175	58.2%	51.1%	52.8%	51.7%
% of FP17s for Band 1 Urgent Courses	595	10,793	5.5%	7.4%	8.2%	9.2%
% of FP17s Relating to Free Repair or Replacements	122	10,793	1.1%	0.8%	0.7%	0.7%
% of FP17s Relating to Continuations	165	10,793	1.5%	0.8%	0.8%	0.8%
% of Patients satisfied with the dentistry they have received	6	6	N/A	94.5%	93.2%	93.5%
% of Patients satisfied with the time they had to wait for an appointment	6	6	N/A	91.1%	88.5%	87.4%

\* This is based on patients treated on this contract for their most recent course of treatment.

Figures in italics indicate the base number of FP17s or Patient Questionnaire responses are less than 100. N/A is shown where the base number of responses is less than 10 during the period. % is calculated as Quantity/Base number\*100

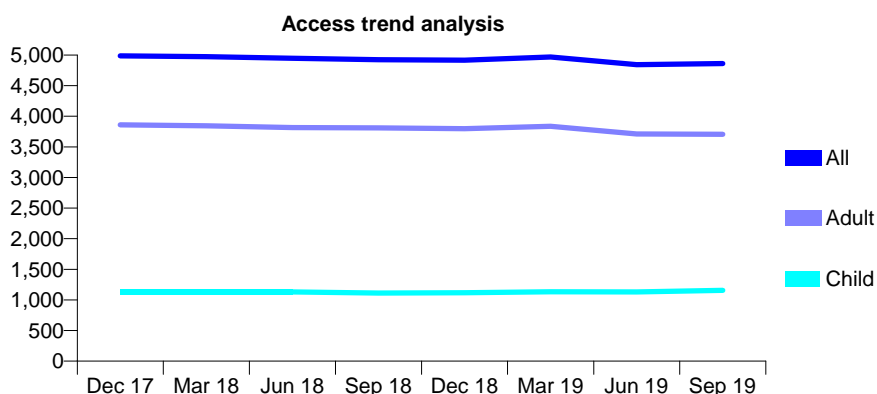
## Q53 - Vital Signs At a Glance Contract Report for 101796/0001 - September 2019

Name or company name	Villimaitis/Vilimaitiene
Contract type name	GDS Contract
Purpose of contract	General
Contract start date	01/12/2013
Contract end date	

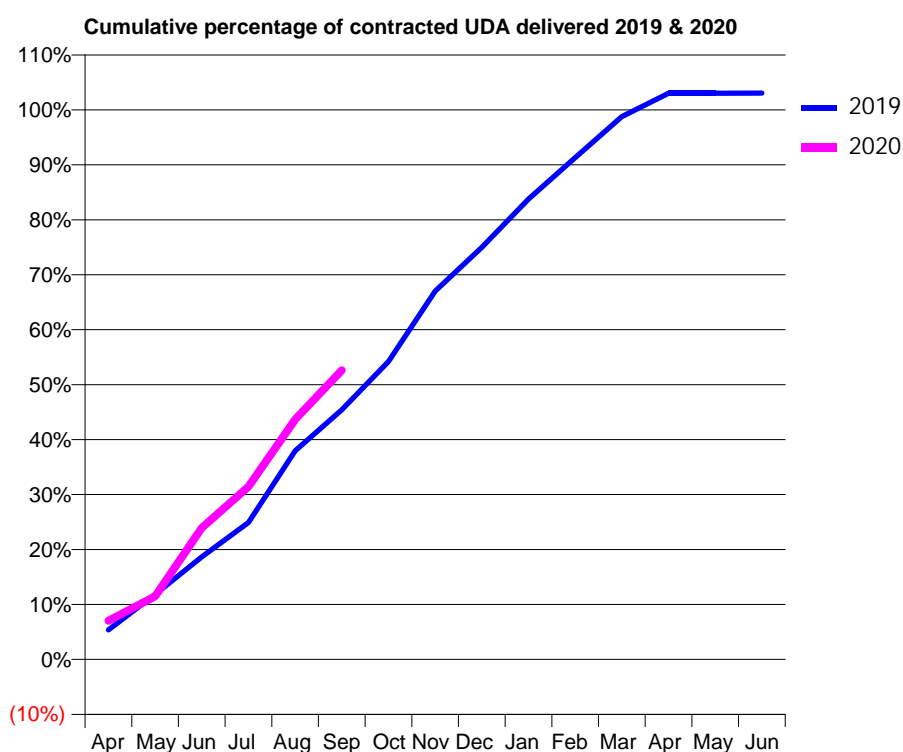
19/20 Contracted general activity (UDA)	11,200
Carry forward general activity (UDA)	-224
19/20 Contracted orthodontic activity (UOA)	0
Carry forward orthodontic activity (UOA)	0
Baseline contract value	£331,737.02

### ACCESS\*

Patients seen in 24 months	Total	Change since previous quarter
Quarter ending September 2018	4,924	
Quarter ending December 2018	4,917	→
Quarter ending March 2019	4,969	→
Quarter ending June 2019	4,844	↓
Quarter ending September 2019	4,861	→
<b>Variance since September 2018</b>	<b>(1.3%)</b>	<b>↓</b>



### ACTIVITY



Month	2019	2020
April	601	791
May	1,325	1,286
June	2,089	2,682
July	2,790	3,522
August	4,252	4,892
September	5,085	5,893
October	6,074	
November	7,504	
December	8,396	
January	9,383	
February	10,227	
March	11,061	
April	11,539	
May	11,539	
June	11,541	

### QUALITY

	Quantity	Base Number	Contract	AT	Region	England
% of FP17s for the same patient ID Re-attending within 3 months - Children	27	945	2.9%	8.9%	11.3%	11.5%
% of FP17s for the same patient ID Re-attending within 3 months - Adults	135	2,365	5.7%	12.3%	14.7%	15.4%
% of FP17s for the same patient ID Re-attending between 3 & 9 months - Children	628	945	66.5%	60.2%	60.8%	59.7%
% of FP17s for the same patient ID Re-attending between 3 & 9 months - Adults	1,353	2,365	57.2%	51.1%	52.8%	51.7%
% of FP17s for Band 1 Urgent Courses	130	3,064	4.2%	7.4%	8.2%	9.2%
% of FP17s Relating to Free Repair or Replacements	16	3,064	0.5%	0.8%	0.7%	0.7%
% of FP17s Relating to Continuations	14	3,064	0.5%	0.8%	0.8%	0.8%
% of Patients satisfied with the dentistry they have received	5	5	N/A	94.5%	93.2%	93.5%
% of Patients satisfied with the time they had to wait for an appointment	5	5	N/A	91.1%	88.5%	87.4%

\* This is based on patients treated on this contract for their most recent course of treatment. Figures in italics indicate the base number of FP17s or Patient Questionnaire responses are less than 100. N/A is shown where the base number of responses is less than 10 during the period. % is calculated as Quantity/Base number\*100

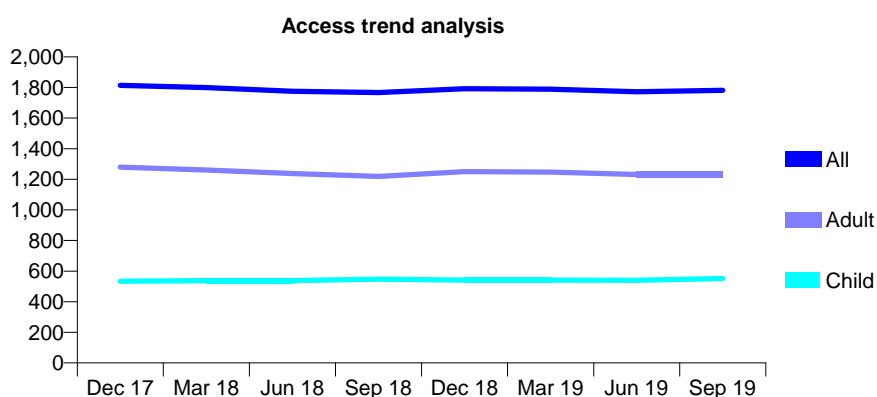
## Q53 - Vital Signs At a Glance Contract Report for 103063/0001 - September 2019

Name or company name	MR KS RATRA
Contract type name	GDS Contract
Purpose of contract	General
Contract start date	01/12/2015
Contract end date	

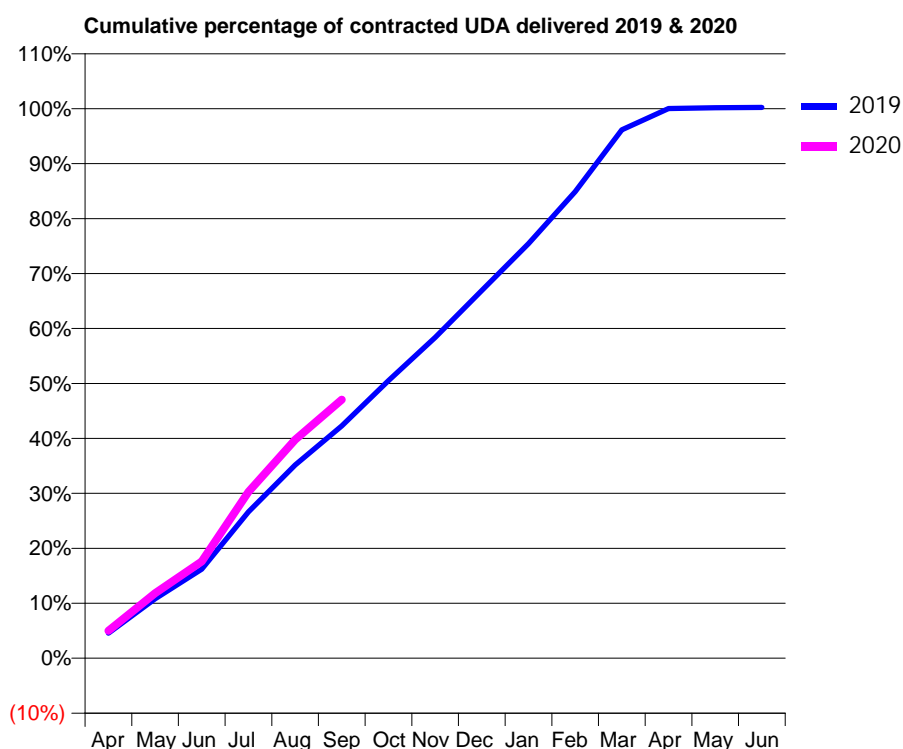
19/20 Contracted general activity (UDA)	4,910
Carry forward general activity (UDA)	-11
19/20 Contracted orthodontic activity (UOA)	0
Carry forward orthodontic activity (UOA)	0
Baseline contract value	£133,589.47

### ACCESS\*

Patients seen in 24 months	Total	Change since previous quarter
Quarter ending September 2018	1,767	
Quarter ending December 2018	1,792	→
Quarter ending March 2019	1,789	→
Quarter ending June 2019	1,772	→
Quarter ending September 2019	1,782	→
<b>Variance since September 2018</b>	<b>0.8%</b>	<b>→</b>



### ACTIVITY



Month	2019	2020
April	224	245
May	531	581
June	795	864
July	1,308	1,486
August	1,727	1,952
September	2,076	2,310
October	2,480	
November	2,866	
December	3,286	
January	3,704	
February	4,169	
March	4,722	
April	4,910	
May	4,918	
June	4,921	

### QUALITY

	Quantity	Base Number	Contract	AT	Region	England
% of FP17s for the same patient ID Re-attending within 3 months - Children	33	445	7.4%	8.9%	11.3%	11.5%
% of FP17s for the same patient ID Re-attending within 3 months - Adults	195	965	20.2%	12.3%	14.7%	15.4%
% of FP17s for the same patient ID Re-attending between 3 & 9 months - Children	301	445	67.6%	60.2%	60.8%	59.7%
% of FP17s for the same patient ID Re-attending between 3 & 9 months - Adults	596	965	61.8%	51.1%	52.8%	51.7%
% of FP17s for Band 1 Urgent Courses	81	1,324	6.1%	7.4%	8.2%	9.2%
% of FP17s Relating to Free Repair or Replacements	23	1,324	1.7%	0.8%	0.7%	0.7%
% of FP17s Relating to Continuations	8	1,324	0.6%	0.8%	0.8%	0.8%
% of Patients satisfied with the dentistry they have received	1	1	N/A	94.5%	93.2%	93.5%
% of Patients satisfied with the time they had to wait for an appointment	1	1	N/A	91.1%	88.5%	87.4%

\* This is based on patients treated on this contract for their most recent course of treatment.

Figures in italics indicate the base number of FP17s or Patient Questionnaire responses are less than 100. N/A is shown where the base number of responses is less than 10 during the period. % is calculated as Quantity/Base number\*100

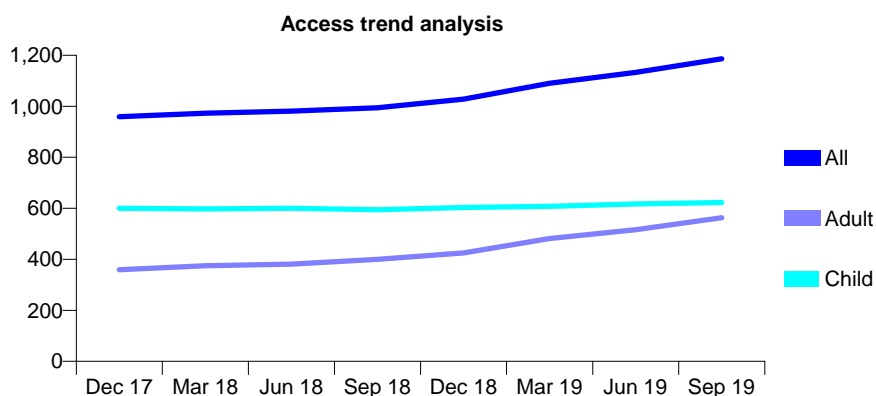
## Q53 - Vital Signs At a Glance Contract Report for 105341/0001 - September 2019

Name or company name	Rossmanor Limited
Contract type name	GDS Contract
Purpose of contract	General
Contract start date	01/04/2010
Contract end date	

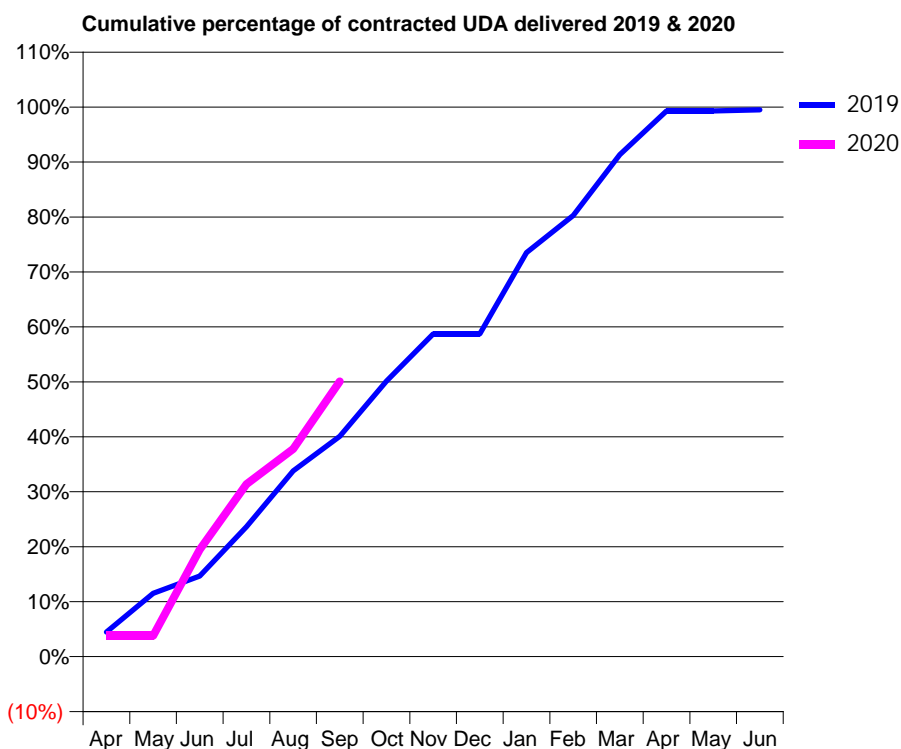
19/20 Contracted general activity (UDA)	2,800
Carry forward general activity (UDA)	13
19/20 Contracted orthodontic activity (UOA)	0
Carry forward orthodontic activity (UOA)	0
Baseline contract value	£84,811.26

### ACCESS\*

Patients seen in 24 months	Total	Change since previous quarter
Quarter ending September 2018	994	
Quarter ending December 2018	1,028	↑
Quarter ending March 2019	1,090	↑
Quarter ending June 2019	1,133	↑
Quarter ending September 2019	1,186	↑
<b>Variance since September 2018</b>	<b>19.3%</b>	<b>↑</b>



### ACTIVITY



Month	Adjusted Scheduled Activity (UDA)	
	2019	2020
April	125	106
May	323	106
June	411	545
July	662	879
August	946	1,058
September	1,123	1,402
October	1,404	
November	1,644	
December	1,644	
January	2,058	
February	2,247	
March	2,558	
April	2,780	
May	2,780	
June	2,786	

### QUALITY

	Quantity	Base Number	Contract	AT	Region	England
% of FP17s for the same patient ID Re-attending within 3 months - Children	57	568	10.0%	8.9%	11.3%	11.5%
% of FP17s for the same patient ID Re-attending within 3 months - Adults	77	431	17.9%	12.3%	14.7%	15.4%
% of FP17s for the same patient ID Re-attending between 3 & 9 months - Children	382	568	67.3%	60.2%	60.8%	59.7%
% of FP17s for the same patient ID Re-attending between 3 & 9 months - Adults	211	431	49.0%	51.1%	52.8%	51.7%
% of FP17s for Band 1 Urgent Courses	69	869	7.9%	7.4%	8.2%	9.2%
% of FP17s Relating to Free Repair or Replacements	1	869	0.1%	0.8%	0.7%	0.7%
% of FP17s Relating to Continuations	1	869	0.1%	0.8%	0.8%	0.8%
% of Patients satisfied with the dentistry they have received	1	1	N/A	94.5%	93.2%	93.5%
% of Patients satisfied with the time they had to wait for an appointment	1	1	N/A	91.1%	88.5%	87.4%

\* This is based on patients treated on this contract for their most recent course of treatment. Figures in italics indicate the base number of FP17s or Patient Questionnaire responses are less than 100. N/A is shown where the base number of responses is less than 10 during the period. % is calculated as Quantity/Base number\*100

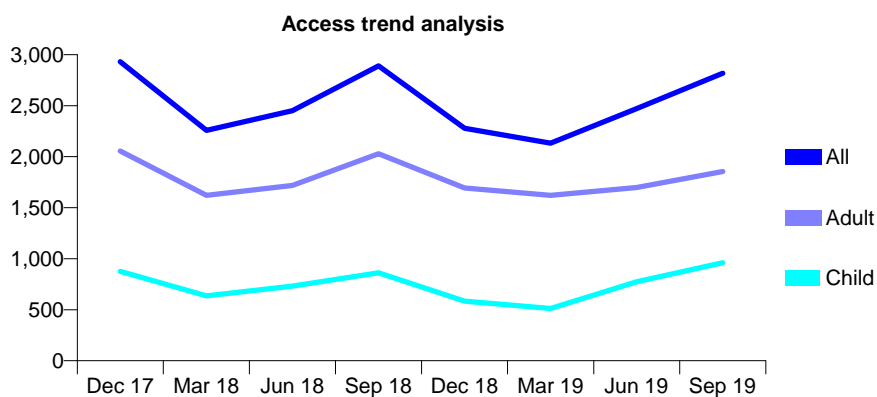
## Q53 - Vital Signs At a Glance Contract Report for 109789/0001 - September 2019

Name or company name	Dental Surgery, 60 Long Street
Contract type name	GDS Contract
Purpose of contract	General
Contract start date	01/04/2014
Contract end date	

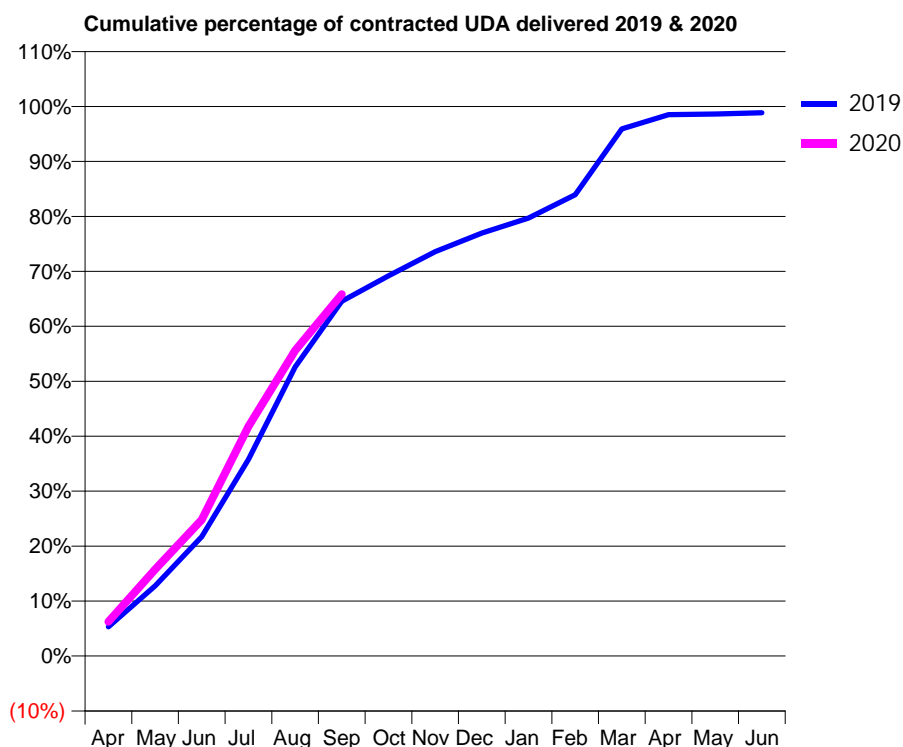
19/20 Contracted general activity (UDA)	6,414
Carry forward general activity (UDA)	73
19/20 Contracted orthodontic activity (UOA)	0
Carry forward orthodontic activity (UOA)	0
Baseline contract value	£151,858.88

### ACCESS\*

Patients seen in 24 months	Total	Change since previous quarter
Quarter ending September 2018	2,891	
Quarter ending December 2018	2,278	↓
Quarter ending March 2019	2,133	↓
Quarter ending June 2019	2,471	↑
Quarter ending September 2019	2,818	↑
<b>Variance since September 2018</b>	<b>(2.5%)</b>	<b>↓</b>



### ACTIVITY



Month	Adjusted Scheduled Activity (UDA)	
	2019	2020
April	342	401
May	820	1,012
June	1,392	1,591
July	2,296	2,680
August	3,375	3,567
September	4,141	4,222
October	4,437	
November	4,719	
December	4,936	
January	5,111	
February	5,385	
March	6,151	
April	6,319	
May	6,327	
June	6,341	

### QUALITY

	Quantity	Base Number	Contract	AT	Region	England
% of FP17s for the same patient ID Re-attending within 3 months - Children	47	811	5.8%	8.9%	11.3%	11.5%
% of FP17s for the same patient ID Re-attending within 3 months - Adults	166	1,290	12.9%	12.3%	14.7%	15.4%
% of FP17s for the same patient ID Re-attending between 3 & 9 months - Children	117	811	14.4%	60.2%	60.8%	59.7%
% of FP17s for the same patient ID Re-attending between 3 & 9 months - Adults	246	1,290	19.1%	51.1%	52.8%	51.7%
% of FP17s for Band 1 Urgent Courses	188	2,024	9.3%	7.4%	8.2%	9.2%
% of FP17s Relating to Free Repair or Replacements	27	2,024	1.3%	0.8%	0.7%	0.7%
% of FP17s Relating to Continuations	27	2,024	1.3%	0.8%	0.8%	0.8%
% of Patients satisfied with the dentistry they have received	0	0	N/A	94.5%	93.2%	93.5%
% of Patients satisfied with the time they had to wait for an appointment	0	0	N/A	91.1%	88.5%	87.4%

\* This is based on patients treated on this contract for their most recent course of treatment. Figures in italics indicate the base number of FP17s or Patient Questionnaire responses are less than 100. N/A is shown where the base number of responses is less than 10 during the period. % is calculated as Quantity/Base number\*100

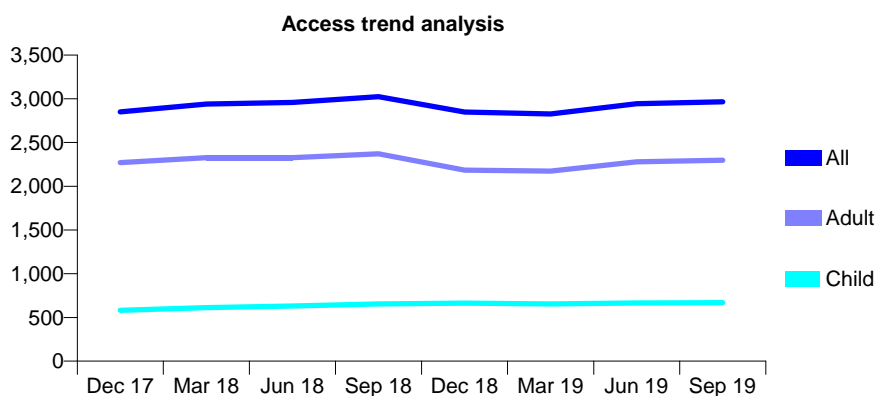
## Q53 - Vital Signs At a Glance Contract Report for 109975/0001 - September 2019

Name or company name	165 Long Street, Atherstone
Contract type name	GDS Contract
Purpose of contract	General
Contract start date	01/03/2011
Contract end date	

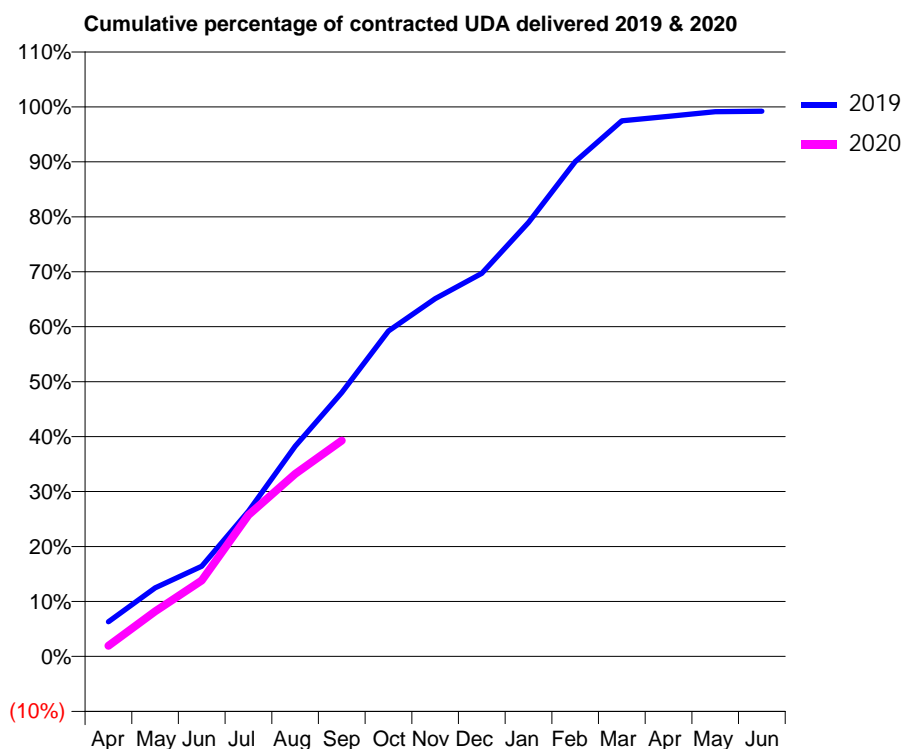
19/20 Contracted general activity (UDA)	7,887
Carry forward general activity (UDA)	64
19/20 Contracted orthodontic activity (UOA)	0
Carry forward orthodontic activity (UOA)	0
Baseline contract value	£175,108.63

### ACCESS\*

Patients seen in 24 months	Total	Change since previous quarter
Quarter ending September 2018	3,024	
Quarter ending December 2018	2,848	↓
Quarter ending March 2019	2,827	→
Quarter ending June 2019	2,944	↑
Quarter ending September 2019	2,966	→
<b>Variance since September 2018</b>	<b>(1.9%)</b>	<b>↓</b>



### ACTIVITY



Month	2019	2020
April	497	152
May	984	647
June	1,295	1,090
July	2,086	2,030
August	3,017	2,620
September	3,786	3,098
October	4,670	
November	5,134	
December	5,498	
January	6,228	
February	7,099	
March	7,685	
April	7,751	
May	7,817	
June	7,822	

### QUALITY

	Quantity	Base Number	Contract	AT	Region	England
% of FP17s for the same patient ID Re-attending within 3 months - Children	27	485	5.6%	8.9%	11.3%	11.5%
% of FP17s for the same patient ID Re-attending within 3 months - Adults	87	1,054	8.3%	12.3%	14.7%	15.4%
% of FP17s for the same patient ID Re-attending between 3 & 9 months - Children	305	485	62.9%	60.2%	60.8%	59.7%
% of FP17s for the same patient ID Re-attending between 3 & 9 months - Adults	477	1,054	45.3%	51.1%	52.8%	51.7%
% of FP17s for Band 1 Urgent Courses	112	1,464	7.7%	7.4%	8.2%	9.2%
% of FP17s Relating to Free Repair or Replacements	10	1,464	0.7%	0.8%	0.7%	0.7%
% of FP17s Relating to Continuations	8	1,464	0.5%	0.8%	0.8%	0.8%
% of Patients satisfied with the dentistry they have received	2	2	N/A	94.5%	93.2%	93.5%
% of Patients satisfied with the time they had to wait for an appointment	2	2	N/A	91.1%	88.5%	87.4%

\* This is based on patients treated on this contract for their most recent course of treatment. Figures in italics indicate the base number of FP17s or Patient Questionnaire responses are less than 100. N/A is shown where the base number of responses is less than 10 during the period. % is calculated as Quantity/Base number\*100

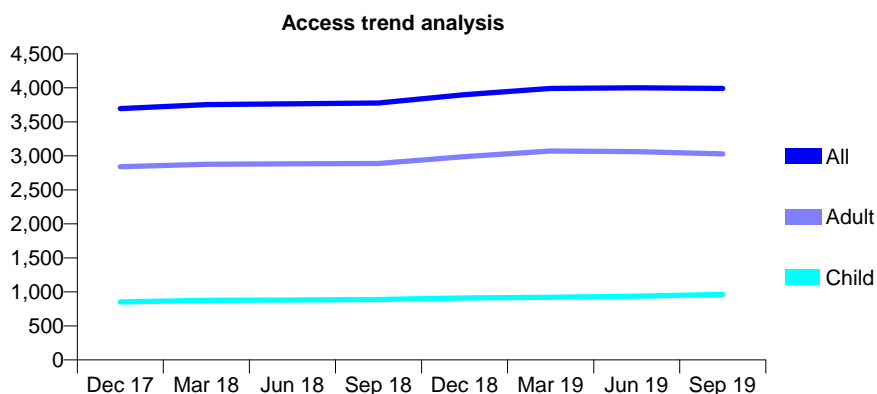
## Q53 - Vital Signs At a Glance Contract Report for 113131/0001 - September 2019

Name or company name	76Dental
Contract type name	GDS Contract
Purpose of contract	General
Contract start date	01/04/2011
Contract end date	

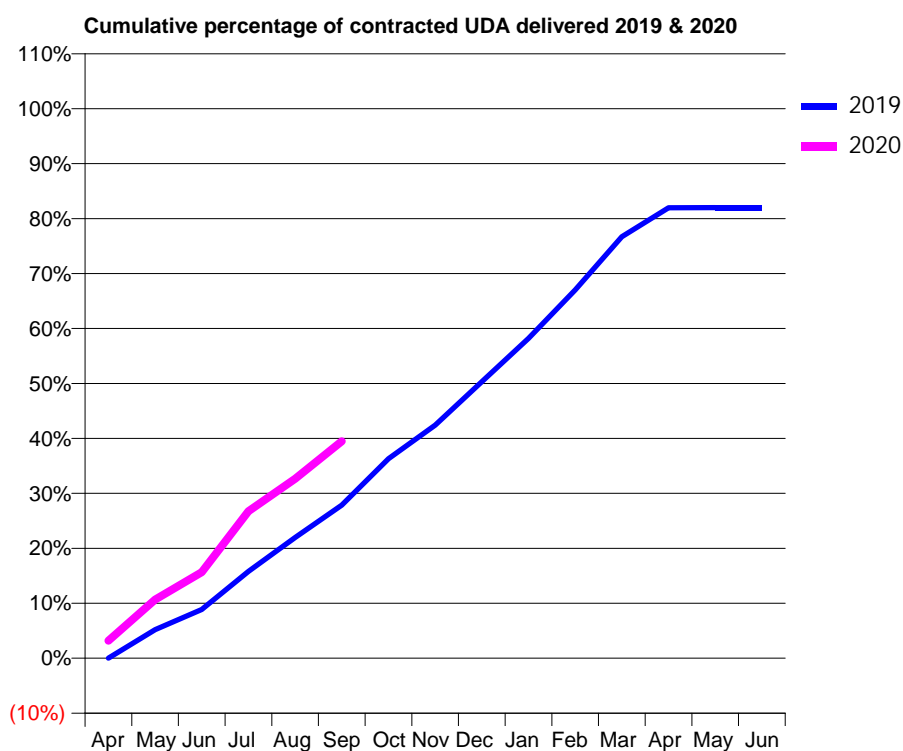
19/20 Contracted general activity (UDA)	11,219
Carry forward general activity (UDA)	0
19/20 Contracted orthodontic activity (UOA)	0
Carry forward orthodontic activity (UOA)	0
Baseline contract value	£328,642.72

### ACCESS\*

Patients seen in 24 months	Total	Change since previous quarter
Quarter ending September 2018	3,777	
Quarter ending December 2018	3,901	↑
Quarter ending March 2019	3,992	↑
Quarter ending June 2019	4,000	→
Quarter ending September 2019	3,991	→
<b>Variance since September 2018</b>	<b>5.7%</b>	<b>↑</b>



### ACTIVITY



Month	2019	2020
April	1	359
May	585	1,195
June	994	1,757
July	1,774	3,002
August	2,465	3,667
September	3,124	4,429
October	4,075	
November	4,759	
December	5,644	
January	6,530	
February	7,518	
March	8,603	
April	9,196	
May	9,199	
June	9,199	

### QUALITY

	Quantity	Base Number	Contract	AT	Region	England
% of FP17s for the same patient ID Re-attending within 3 months - Children	76	751	10.1%	8.9%	11.3%	11.5%
% of FP17s for the same patient ID Re-attending within 3 months - Adults	242	1,788	13.5%	12.3%	14.7%	15.4%
% of FP17s for the same patient ID Re-attending between 3 & 9 months - Children	438	751	58.3%	60.2%	60.8%	59.7%
% of FP17s for the same patient ID Re-attending between 3 & 9 months - Adults	990	1,788	55.4%	51.1%	52.8%	51.7%
% of FP17s for Band 1 Urgent Courses	182	2,296	7.9%	7.4%	8.2%	9.2%
% of FP17s Relating to Free Repair or Replacements	33	2,296	1.4%	0.8%	0.7%	0.7%
% of FP17s Relating to Continuations	8	2,296	0.3%	0.8%	0.8%	0.8%
% of Patients satisfied with the dentistry they have received	2	2	N/A	94.5%	93.2%	93.5%
% of Patients satisfied with the time they had to wait for an appointment	2	2	N/A	91.1%	88.5%	87.4%

\* This is based on patients treated on this contract for their most recent course of treatment.

Figures in italics indicate the base number of FP17s or Patient Questionnaire responses are less than 100. N/A is shown where the base number of responses is less than 10 during the period. % is calculated as Quantity/Base number\*100



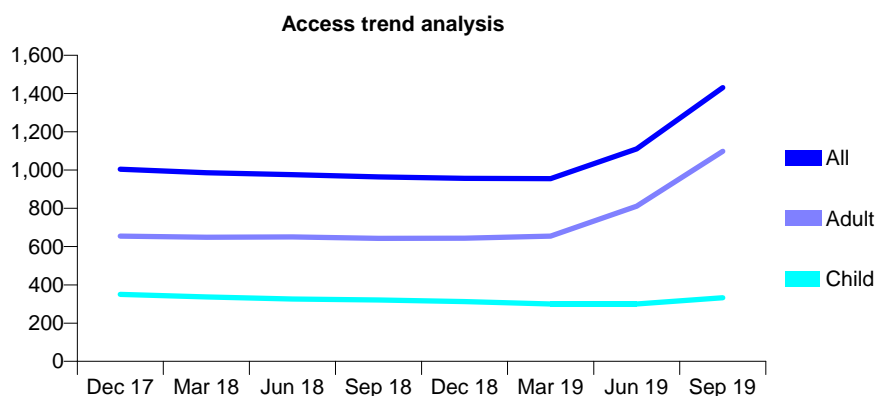
## Q53 - Vital Signs At a Glance Contract Report for 115010/0001 - September 2019

Name or company name	Light, Salmon. Davey, Jain and Javaid
Contract type name	GDS Contract
Purpose of contract	General
Contract start date	01/04/2012
Contract end date	

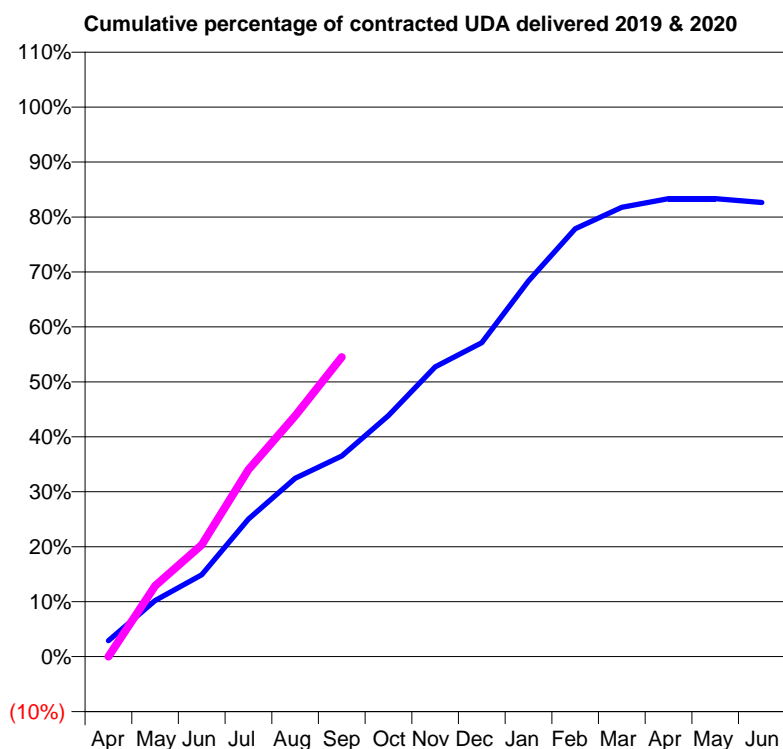
19/20 Contracted general activity (UDA)	3,171
Carry forward general activity (UDA)	0
19/20 Contracted orthodontic activity (UOA)	0
Carry forward orthodontic activity (UOA)	0
Baseline contract value	£76,769.02

### ACCESS\*

Patients seen in 24 months	Total	Change since previous quarter
Quarter ending September 2018	964	
Quarter ending December 2018	957	→
Quarter ending March 2019	955	→
Quarter ending June 2019	1,111	↑
Quarter ending September 2019	1,431	↑
<b>Variance since September 2018</b>	<b>48.4%</b>	<b>↑</b>



### ACTIVITY



Month	Adjusted Scheduled Activity (UDA)	
	2019	2020
April	92	0
May	324	409
June	472	645
July	794	1,079
August	1,029	1,389
September	1,158	1,729
October	1,391	
November	1,672	
December	1,812	
January	2,168	
February	2,469	
March	2,593	
April	2,643	
May	2,643	
June	2,621	

### QUALITY

	Quantity	Base Number	Contract	AT	Region	England
% of FP17s for the same patient ID Re-attending within 3 months - Children	17	261	6.5%	8.9%	11.3%	11.5%
% of FP17s for the same patient ID Re-attending within 3 months - Adults	44	885	5.0%	12.3%	14.7%	15.4%
% of FP17s for the same patient ID Re-attending between 3 & 9 months - Children	81	261	31.0%	60.2%	60.8%	59.7%
% of FP17s for the same patient ID Re-attending between 3 & 9 months - Adults	103	885	11.6%	51.1%	52.8%	51.7%
% of FP17s for Band 1 Urgent Courses	70	1,122	6.2%	7.4%	8.2%	9.2%
% of FP17s Relating to Free Repair or Replacements	1	1,122	0.1%	0.8%	0.7%	0.7%
% of FP17s Relating to Continuations	2	1,122	0.2%	0.8%	0.8%	0.8%
% of Patients satisfied with the dentistry they have received	0	0	N/A	94.5%	93.2%	93.5%
% of Patients satisfied with the time they had to wait for an appointment	0	0	N/A	91.1%	88.5%	87.4%

\* This is based on patients treated on this contract for their most recent course of treatment. Figures in italics indicate the base number of FP17s or Patient Questionnaire responses are less than 100. N/A is shown where the base number of responses is less than 10 during the period. % is calculated as Quantity/Base number\*100

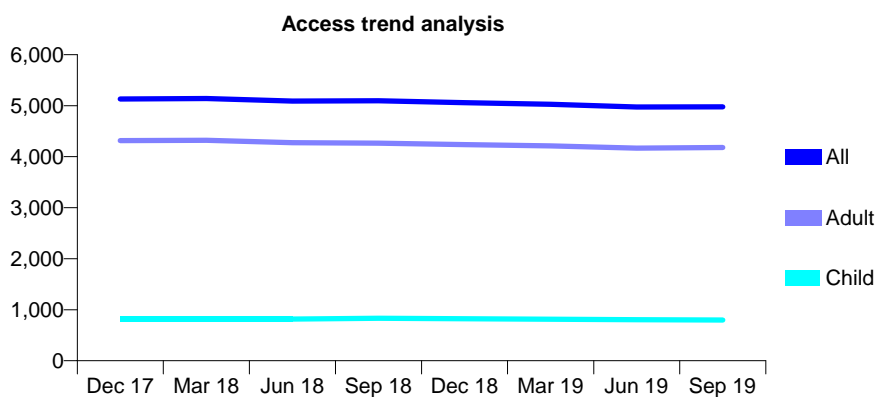
## Q53 - Vital Signs At a Glance Contract Report for 116548/0001 - September 2019

Name or company name	Weobley Dental Surgery
Contract type name	GDS Contract
Purpose of contract	General
Contract start date	01/04/2006
Contract end date	

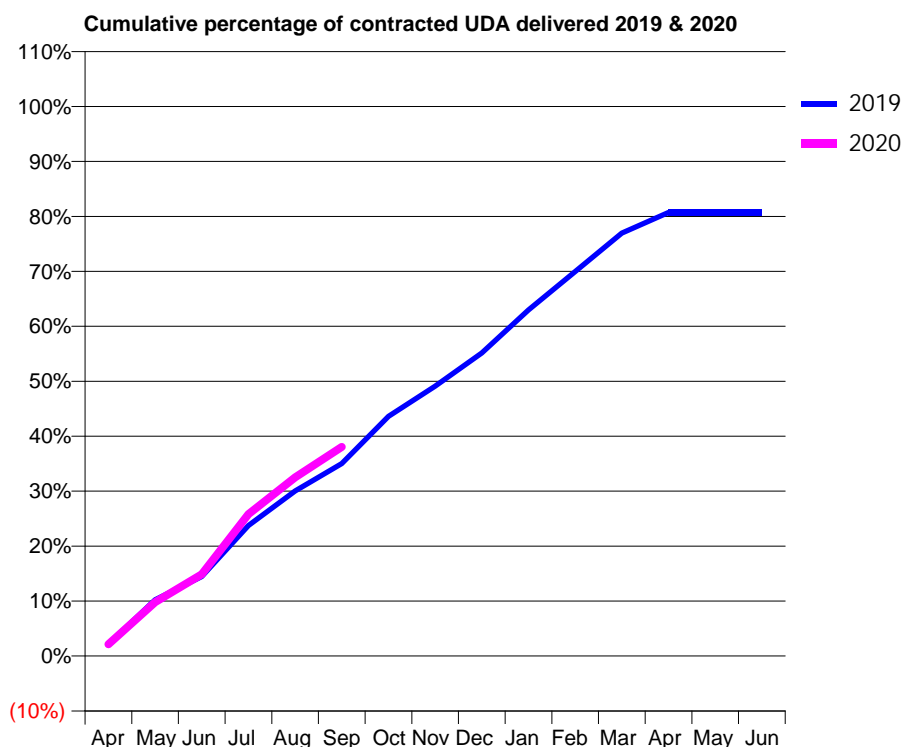
19/20 Contracted general activity (UDA)	16,000
Carry forward general activity (UDA)	0
19/20 Contracted orthodontic activity (UOA)	0
Carry forward orthodontic activity (UOA)	0
Baseline contract value	£459,766.60

### ACCESS\*

Patients seen in 24 months	Total	Change since previous quarter
Quarter ending September 2018	5,098	
Quarter ending December 2018	5,059	→
Quarter ending March 2019	5,025	→
Quarter ending June 2019	4,973	↓
Quarter ending September 2019	4,976	→
<b>Variance since September 2018</b>	<b>(2.4%)</b>	<b>↓</b>



### ACTIVITY



Month	Adjusted Scheduled Activity (UDA)	
	2019	2020
April	389	343
May	1,838	1,567
June	2,598	2,379
July	4,268	4,134
August	5,400	5,203
September	6,296	6,087
October	7,843	
November	8,833	
December	9,913	
January	11,324	
February	12,579	
March	13,837	
April	14,507	
May	14,507	
June	14,507	

### QUALITY

	Quantity	Base Number	Contract	AT	Region	England
% of FP17s for the same patient ID Re-attending within 3 months - Children	43	631	6.8%	8.9%	11.3%	11.5%
% of FP17s for the same patient ID Re-attending within 3 months - Adults	639	3,347	19.1%	12.3%	14.7%	15.4%
% of FP17s for the same patient ID Re-attending between 3 & 9 months - Children	344	631	54.5%	60.2%	60.8%	59.7%
% of FP17s for the same patient ID Re-attending between 3 & 9 months - Adults	1,652	3,347	49.4%	51.1%	52.8%	51.7%
% of FP17s for Band 1 Urgent Courses	469	3,619	13.0%	7.4%	8.2%	9.2%
% of FP17s Relating to Free Repair or Replacements	36	3,619	1.0%	0.8%	0.7%	0.7%
% of FP17s Relating to Continuations	45	3,619	1.2%	0.8%	0.8%	0.8%
% of Patients satisfied with the dentistry they have received	31	31	100.0%	94.5%	93.2%	93.5%
% of Patients satisfied with the time they had to wait for an appointment	30	31	96.8%	91.1%	88.5%	87.4%

\* This is based on patients treated on this contract for their most recent course of treatment. Figures in italics indicate the base number of FP17s or Patient Questionnaire responses are less than 100. N/A is shown where the base number of responses is less than 10 during the period. % is calculated as Quantity/Base number\*100

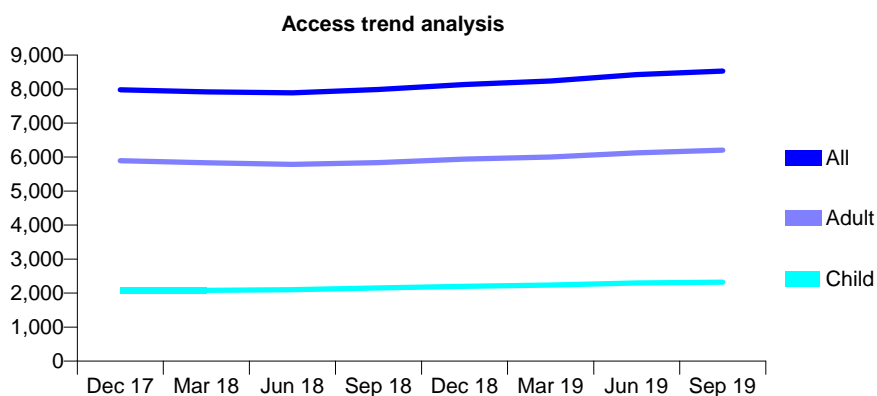
## Q53 - Vital Signs At a Glance Contract Report for 124192/0001 - September 2019

Name or company name	The Manor Dental Surgery
Contract type name	GDS Contract
Purpose of contract	General
Contract start date	01/04/2015
Contract end date	

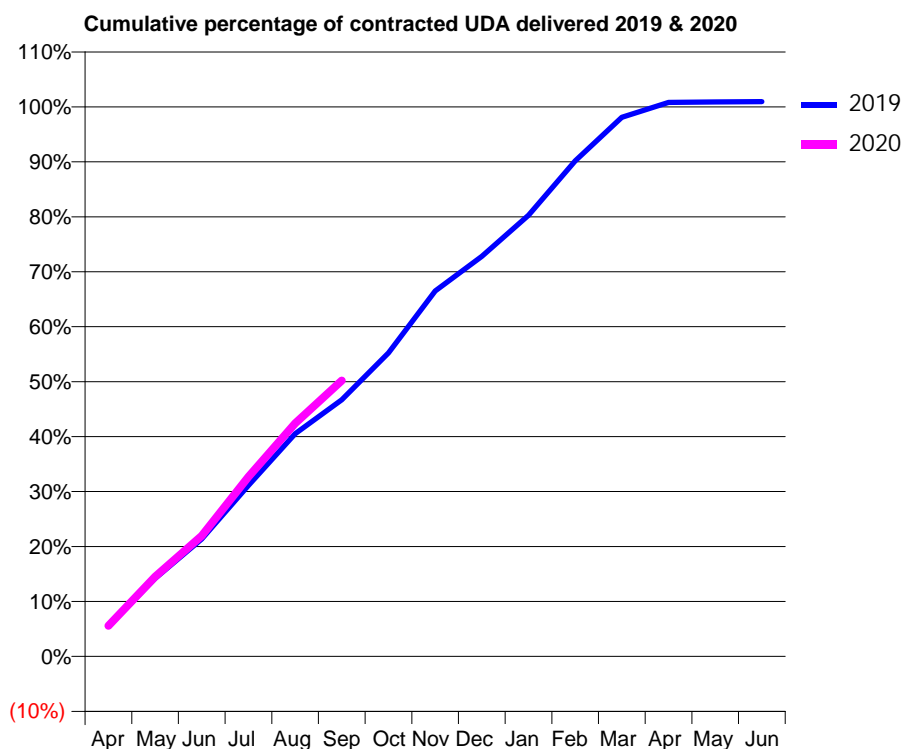
19/20 Contracted general activity (UDA)	22,892
Carry forward general activity (UDA)	-219
19/20 Contracted orthodontic activity (UOA)	0
Carry forward orthodontic activity (UOA)	0
Baseline contract value	£691,167.63

### ACCESS\*

Patients seen in 24 months	Total	Change since previous quarter
Quarter ending September 2018	7,992	
Quarter ending December 2018	8,137	→
Quarter ending March 2019	8,238	→
Quarter ending June 2019	8,424	↑
Quarter ending September 2019	8,527	→
<b>Variance since September 2018</b>	<b>6.7%</b>	<b>↑</b>



### ACTIVITY



Month	2019	2020
April	1,264	1,274
May	3,250	3,325
June	4,894	5,023
July	7,125	7,483
August	9,274	9,711
September	10,690	11,491
October	12,643	
November	15,226	
December	16,665	
January	18,376	
February	20,645	
March	22,456	
April	23,075	
May	23,096	
June	23,111	

### QUALITY

	Quantity	Base Number	Contract	AT	Region	England
% of FP17s for the same patient ID Re-attending within 3 months - Children	50	1,649	3.0%	8.9%	11.3%	11.5%
% of FP17s for the same patient ID Re-attending within 3 months - Adults	230	4,020	5.7%	12.3%	14.7%	15.4%
% of FP17s for the same patient ID Re-attending between 3 & 9 months - Children	1,013	1,649	61.4%	60.2%	60.8%	59.7%
% of FP17s for the same patient ID Re-attending between 3 & 9 months - Adults	2,436	4,020	60.6%	51.1%	52.8%	51.7%
% of FP17s for Band 1 Urgent Courses	50	5,388	0.9%	7.4%	8.2%	9.2%
% of FP17s Relating to Free Repair or Replacements	6	5,388	0.1%	0.8%	0.7%	0.7%
% of FP17s Relating to Continuations	31	5,388	0.6%	0.8%	0.8%	0.8%
% of Patients satisfied with the dentistry they have received	2	2	N/A	94.5%	93.2%	93.5%
% of Patients satisfied with the time they had to wait for an appointment	2	2	N/A	91.1%	88.5%	87.4%

\* This is based on patients treated on this contract for their most recent course of treatment. Figures in italics indicate the base number of FP17s or Patient Questionnaire responses are less than 100. N/A is shown where the base number of responses is less than 10 during the period. % is calculated as Quantity/Base number\*100

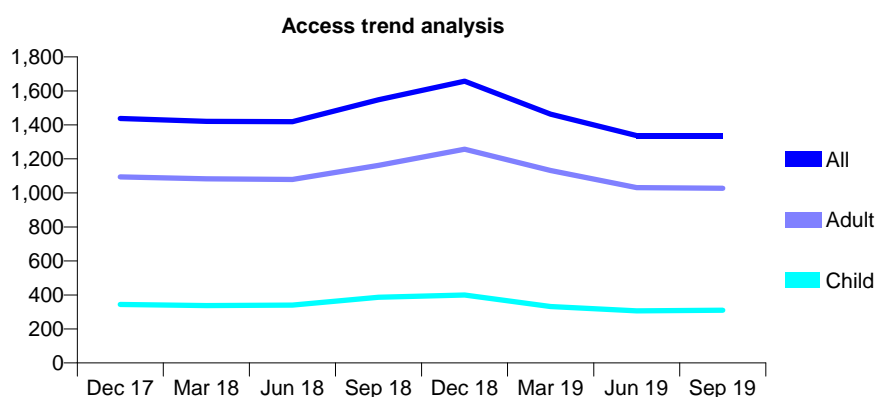
## Q53 - Vital Signs At a Glance Contract Report for 129216/0001 - September 2019

Name or company name	Acacia Dental Practice Limited
Contract type name	GDS Contract
Purpose of contract	General
Contract start date	01/11/2012
Contract end date	

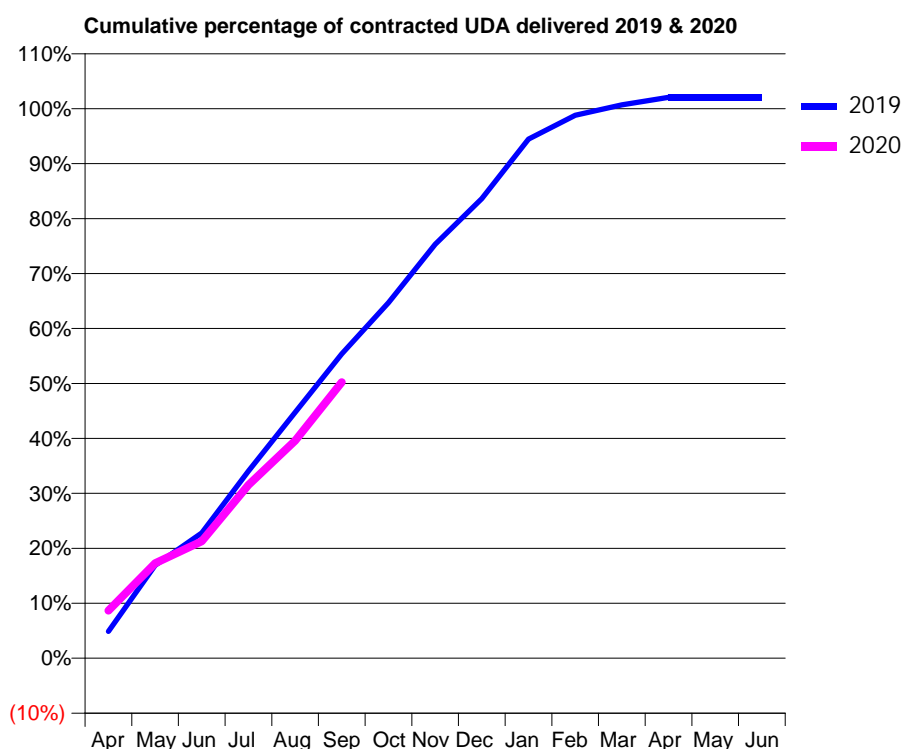
19/20 Contracted general activity (UDA)	3,760
Carry forward general activity (UDA)	-75
19/20 Contracted orthodontic activity (UOA)	0
Carry forward orthodontic activity (UOA)	0
Baseline contract value	£98,477.74

### ACCESS\*

Patients seen in 24 months	Total	Change since previous quarter
Quarter ending September 2018	1,548	
Quarter ending December 2018	1,657	↑
Quarter ending March 2019	1,463	↓
Quarter ending June 2019	1,337	↓
Quarter ending September 2019	1,337	→
<b>Variance since September 2018</b>	<b>(13.6%)</b>	<b>↓</b>



### ACTIVITY



Month	2019	2020
April	184	326
May	635	650
June	857	800
July	1,280	1,186
August	1,683	1,489
September	2,082	1,889
October	2,432	
November	2,832	
December	3,144	
January	3,552	
February	3,715	
March	3,786	
April	3,837	
May	3,837	
June	3,837	

### QUALITY

	Quantity	Base Number	Contract	AT	Region	England
% of FP17s for the same patient ID Re-attending within 3 months - Children	8	256	3.1%	8.9%	11.3%	11.5%
% of FP17s for the same patient ID Re-attending within 3 months - Adults	43	713	6.0%	12.3%	14.7%	15.4%
% of FP17s for the same patient ID Re-attending between 3 & 9 months - Children	97	256	37.9%	60.2%	60.8%	59.7%
% of FP17s for the same patient ID Re-attending between 3 & 9 months - Adults	264	713	37.0%	51.1%	52.8%	51.7%
% of FP17s for Band 1 Urgent Courses	23	950	2.4%	7.4%	8.2%	9.2%
% of FP17s Relating to Free Repair or Replacements	7	950	0.7%	0.8%	0.7%	0.7%
% of FP17s Relating to Continuations	10	950	1.1%	0.8%	0.8%	0.8%
% of Patients satisfied with the dentistry they have received	0	0	N/A	94.5%	93.2%	93.5%
% of Patients satisfied with the time they had to wait for an appointment	0	0	N/A	91.1%	88.5%	87.4%

\* This is based on patients treated on this contract for their most recent course of treatment.

Figures in italics indicate the base number of FP17s or Patient Questionnaire responses are less than 100. N/A is shown where the base number of responses is less than 10 during the period. % is calculated as Quantity/Base number\*100

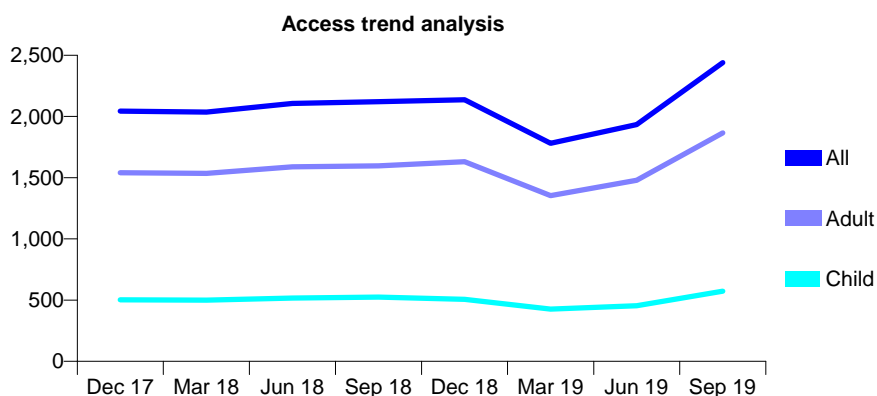
## Q53 - Vital Signs At a Glance Contract Report for 130346/0001 - September 2019

Name or company name	Kingsbury Dental Practice
Contract type name	GDS Contract
Purpose of contract	General
Contract start date	01/04/2011
Contract end date	

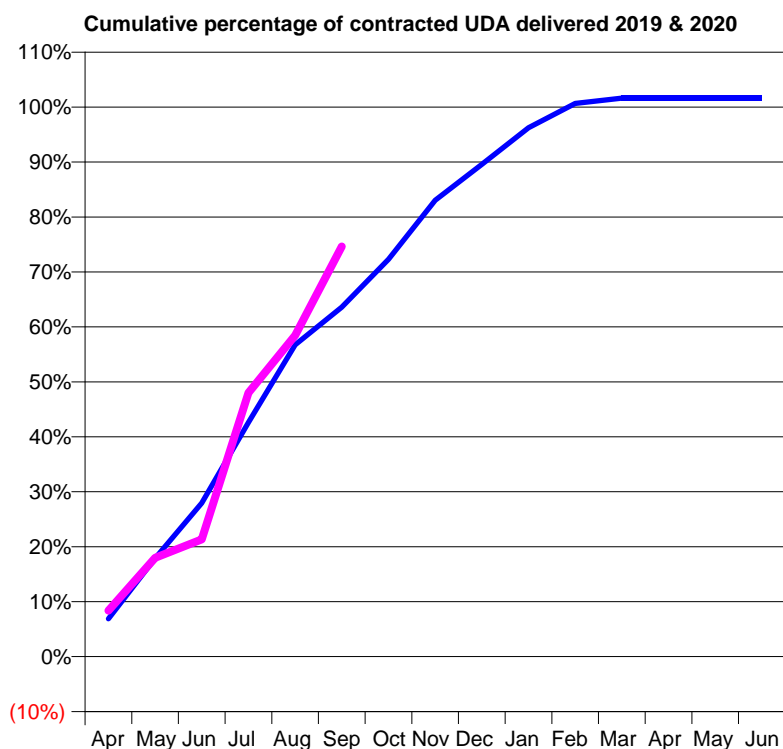
19/20 Contracted general activity (UDA)	5,800
Carry forward general activity (UDA)	-93
19/20 Contracted orthodontic activity (UOA)	0
Carry forward orthodontic activity (UOA)	0
Baseline contract value	£189,271.37

### ACCESS\*

Patients seen in 24 months	Total	Change since previous quarter
Quarter ending September 2018	2,120	
Quarter ending December 2018	2,137	→
Quarter ending March 2019	1,780	↓
Quarter ending June 2019	1,934	↑
Quarter ending September 2019	2,440	↑
<b>Variance since September 2018</b>	<b>15.1%</b>	<b>↑</b>



### ACTIVITY



Month	Adjusted Scheduled Activity (UDA)	
	2019	2020
April	400	486
May	1,038	1,043
June	1,621	1,238
July	2,472	2,784
August	3,292	3,391
September	3,688	4,329
October	4,193	
November	4,817	
December	5,194	
January	5,582	
February	5,838	
March	5,893	
April	5,893	
May	5,893	
June	5,893	

### QUALITY

	Quantity	Base Number	Contract	AT	Region	England
% of FP17s for the same patient ID Re-attending within 3 months - Children	3	382	0.8%	8.9%	11.3%	11.5%
% of FP17s for the same patient ID Re-attending within 3 months - Adults	32	1,197	2.7%	12.3%	14.7%	15.4%
% of FP17s for the same patient ID Re-attending between 3 & 9 months - Children	91	382	23.8%	60.2%	60.8%	59.7%
% of FP17s for the same patient ID Re-attending between 3 & 9 months - Adults	249	1,197	20.8%	51.1%	52.8%	51.7%
% of FP17s for Band 1 Urgent Courses	7	1,578	0.4%	7.4%	8.2%	9.2%
% of FP17s Relating to Free Repair or Replacements	9	1,578	0.6%	0.8%	0.7%	0.7%
% of FP17s Relating to Continuations	0	1,578	0.0%	0.8%	0.8%	0.8%
% of Patients satisfied with the dentistry they have received	0	0	N/A	94.5%	93.2%	93.5%
% of Patients satisfied with the time they had to wait for an appointment	0	0	N/A	91.1%	88.5%	87.4%

\* This is based on patients treated on this contract for their most recent course of treatment. Figures in italics indicate the base number of FP17s or Patient Questionnaire responses are less than 100. N/A is shown where the base number of responses is less than 10 during the period. % is calculated as Quantity/Base number\*100

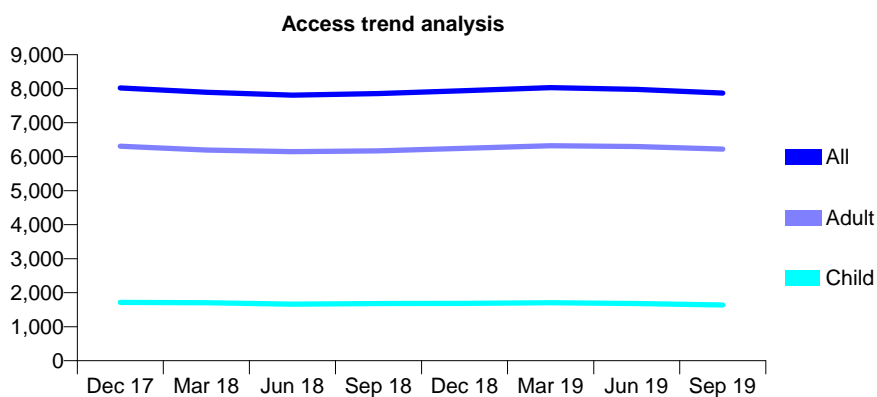
## Q53 - Vital Signs At a Glance Contract Report for 134996/0001 - September 2019

Name or company name	Marden House Dental Practice Partnership
Contract type name	GDS Contract
Purpose of contract	General
Contract start date	17/01/2014
Contract end date	

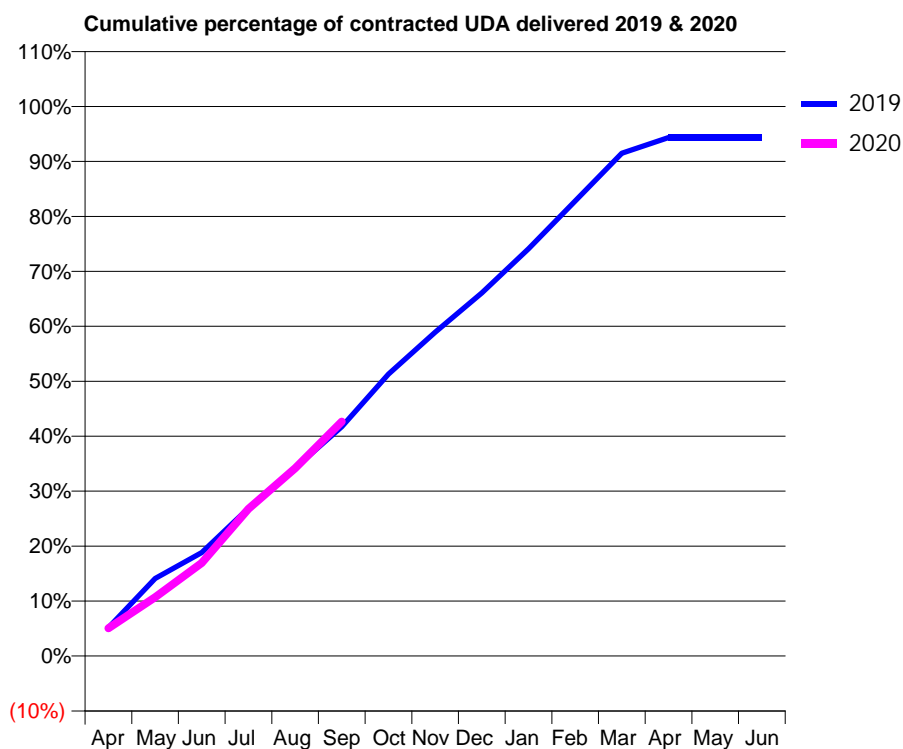
19/20 Contracted general activity (UDA)	18,625
Carry forward general activity (UDA)	0
19/20 Contracted orthodontic activity (UOA)	0
Carry forward orthodontic activity (UOA)	0
Baseline contract value	£590,142.24

### ACCESS\*

Patients seen in 24 months	Total	Change since previous quarter
Quarter ending September 2018	7,857	
Quarter ending December 2018	7,938	→
Quarter ending March 2019	8,028	→
Quarter ending June 2019	7,979	→
Quarter ending September 2019	7,868	↓
<b>Variance since September 2018</b>	<b>0.1%</b>	<b>→</b>



### ACTIVITY



Month	Adjusted Scheduled Activity (UDA)	
	2019	2020
April	963	941
May	2,629	1,994
June	3,503	3,157
July	5,011	4,988
August	6,375	6,364
September	7,771	7,946
October	9,551	
November	10,977	
December	12,304	
January	13,800	
February	15,423	
March	17,042	
April	17,573	
May	17,571	
June	17,571	

### QUALITY

	Quantity	Base Number	Contract	AT	Region	England
% of FP17s for the same patient ID Re-attending within 3 months - Children	52	937	5.5%	8.9%	11.3%	11.5%
% of FP17s for the same patient ID Re-attending within 3 months - Adults	347	3,338	10.4%	12.3%	14.7%	15.4%
% of FP17s for the same patient ID Re-attending between 3 & 9 months - Children	499	937	53.3%	60.2%	60.8%	59.7%
% of FP17s for the same patient ID Re-attending between 3 & 9 months - Adults	1,283	3,338	38.4%	51.1%	52.8%	51.7%
% of FP17s for Band 1 Urgent Courses	443	3,994	11.1%	7.4%	8.2%	9.2%
% of FP17s Relating to Free Repair or Replacements	11	3,994	0.3%	0.8%	0.7%	0.7%
% of FP17s Relating to Continuations	40	3,994	1.0%	0.8%	0.8%	0.8%
% of Patients satisfied with the dentistry they have received	2	2	N/A	94.5%	93.2%	93.5%
% of Patients satisfied with the time they had to wait for an appointment	1	2	N/A	91.1%	88.5%	87.4%

\* This is based on patients treated on this contract for their most recent course of treatment. Figures in italics indicate the base number of FP17s or Patient Questionnaire responses are less than 100. N/A is shown where the base number of responses is less than 10 during the period. % is calculated as Quantity/Base number\*100

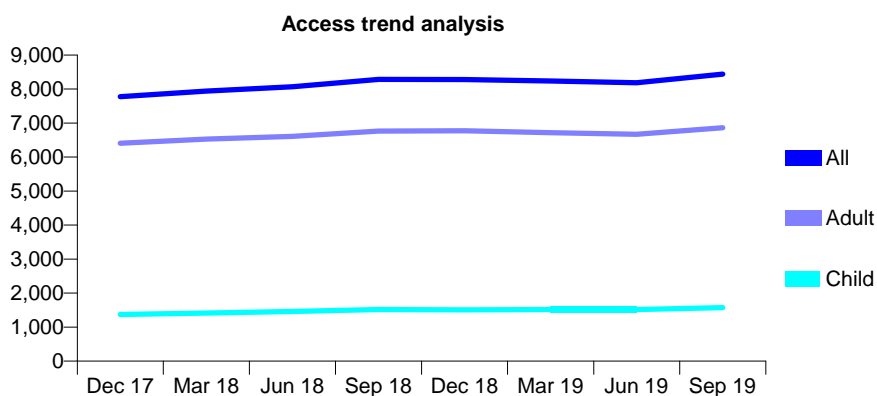
## Q53 - Vital Signs At a Glance Contract Report for 135194/0001 - September 2019

Name or company name	S.R. Williams Ltd
Contract type name	GDS Contract
Purpose of contract	General
Contract start date	01/04/2009
Contract end date	

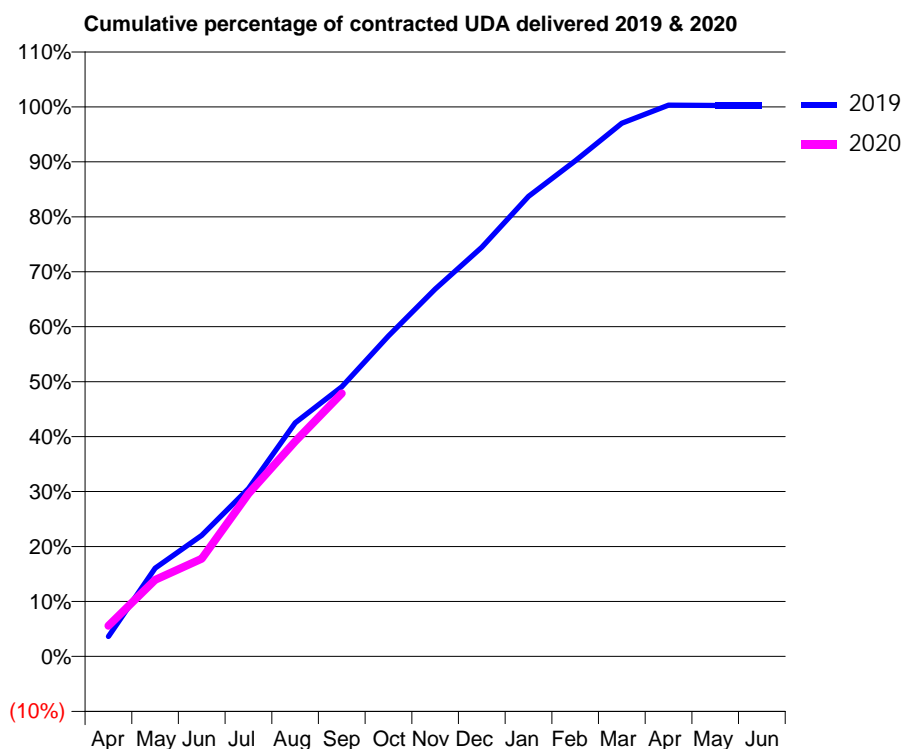
19/20 Contracted general activity (UDA)	18,067
Carry forward general activity (UDA)	-48
19/20 Contracted orthodontic activity (UOA)	0
Carry forward orthodontic activity (UOA)	0
Baseline contract value	£545,231.10

### ACCESS\*

Patients seen in 24 months	Total	Change since previous quarter
Quarter ending September 2018	8,283	
Quarter ending December 2018	8,282	→
Quarter ending March 2019	8,236	→
Quarter ending June 2019	8,188	→
Quarter ending September 2019	8,440	↑
<b>Variance since September 2018</b>	<b>1.9%</b>	<b>→</b>



### ACTIVITY



Adjusted Scheduled Activity (UDA)		
Month	2019	2020
April	655	1,010
May	2,902	2,519
June	3,980	3,213
July	5,516	5,352
August	7,680	7,068
September	8,861	8,649
October	10,538	
November	12,076	
December	13,449	
January	15,123	
February	16,296	
March	17,526	
April	18,124	
May	18,116	
June	18,116	

### QUALITY

	Quantity	Base Number	Contract	AT	Region	England
% of FP17s for the same patient ID Re-attending within 3 months - Children	46	1,198	3.8%	8.9%	11.3%	11.5%
% of FP17s for the same patient ID Re-attending within 3 months - Adults	277	3,772	7.3%	12.3%	14.7%	15.4%
% of FP17s for the same patient ID Re-attending between 3 & 9 months - Children	772	1,198	64.4%	60.2%	60.8%	59.7%
% of FP17s for the same patient ID Re-attending between 3 & 9 months - Adults	1,319	3,772	35.0%	51.1%	52.8%	51.7%
% of FP17s for Band 1 Urgent Courses	200	4,645	4.3%	7.4%	8.2%	9.2%
% of FP17s Relating to Free Repair or Replacements	50	4,645	1.1%	0.8%	0.7%	0.7%
% of FP17s Relating to Continuations	22	4,645	0.5%	0.8%	0.8%	0.8%
% of Patients satisfied with the dentistry they have received	4	4	N/A	94.5%	93.2%	93.5%
% of Patients satisfied with the time they had to wait for an appointment	4	4	N/A	91.1%	88.5%	87.4%

\* This is based on patients treated on this contract for their most recent course of treatment. Figures in italics indicate the base number of FP17s or Patient Questionnaire responses are less than 100. N/A is shown where the base number of responses is less than 10 during the period. % is calculated as Quantity/Base number\*100

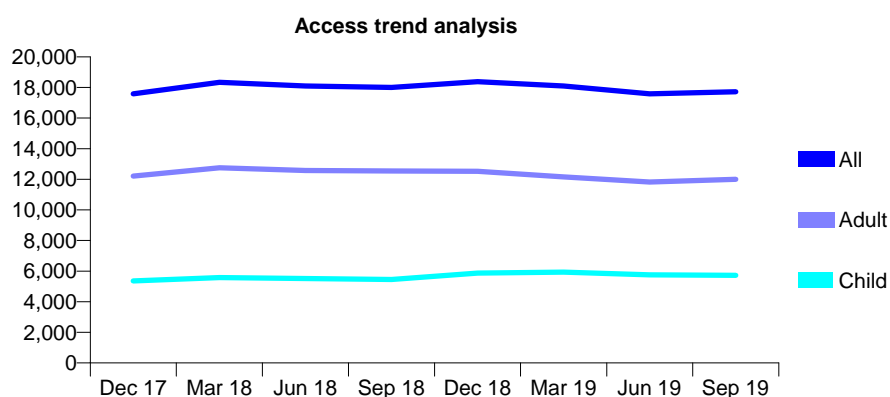
## Q53 - Vital Signs At a Glance Contract Report for 137243/0001 - September 2019

Name or company name	Camphill Dental Practice
Contract type name	GDS Contract
Purpose of contract	General
Contract start date	01/04/2014
Contract end date	

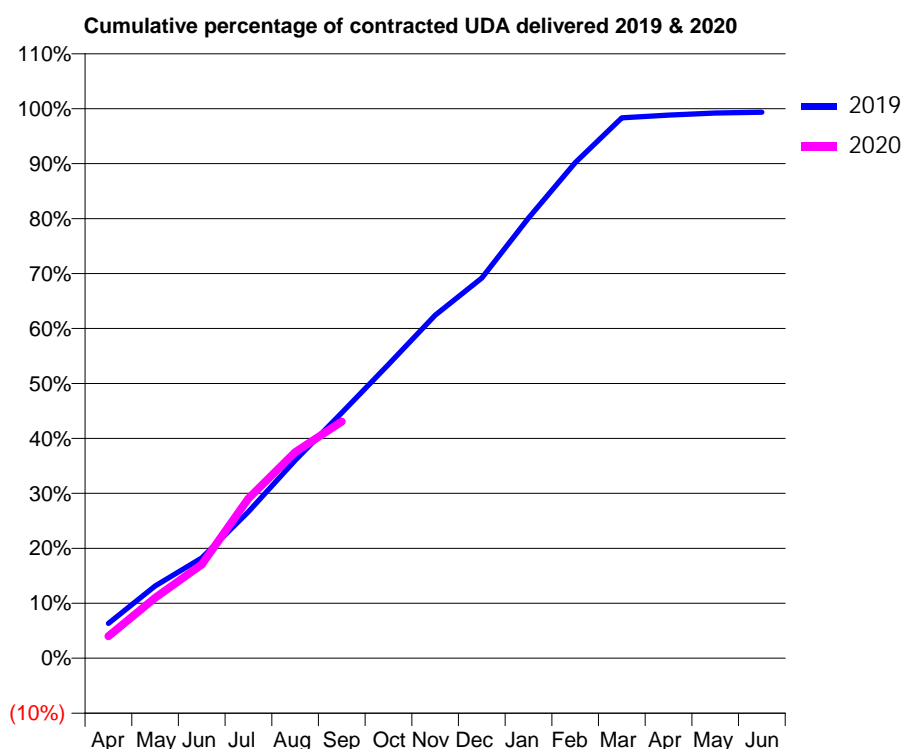
19/20 Contracted general activity (UDA)	41,852
Carry forward general activity (UDA)	273
19/20 Contracted orthodontic activity (UOA)	0
Carry forward orthodontic activity (UOA)	0
Baseline contract value	£967,211.34

### ACCESS\*

Patients seen in 24 months	Total	Change since previous quarter
Quarter ending September 2018	18,002	
Quarter ending December 2018	18,382	↑
Quarter ending March 2019	18,098	↓
Quarter ending June 2019	17,578	↓
Quarter ending September 2019	17,720	→
<b>Variance since September 2018</b>	<b>(1.6%)</b>	<b>↓</b>



### ACTIVITY



Month	2019	2020
April	2,657	1,684
May	5,502	4,603
June	7,629	7,137
July	11,155	12,168
August	15,081	15,701
September	18,688	18,022
October	22,367	
November	26,123	
December	28,954	
January	33,519	
February	37,737	
March	41,154	
April	41,366	
May	41,514	
June	41,579	

### QUALITY

	Quantity	Base Number	Contract	AT	Region	England
% of FP17s for the same patient ID Re-attending within 3 months - Children	190	3,975	4.8%	8.9%	11.3%	11.5%
% of FP17s for the same patient ID Re-attending within 3 months - Adults	436	5,393	8.1%	12.3%	14.7%	15.4%
% of FP17s for the same patient ID Re-attending between 3 & 9 months - Children	2,349	3,975	59.1%	60.2%	60.8%	59.7%
% of FP17s for the same patient ID Re-attending between 3 & 9 months - Adults	2,400	5,393	44.5%	51.1%	52.8%	51.7%
% of FP17s for Band 1 Urgent Courses	645	9,141	7.1%	7.4%	8.2%	9.2%
% of FP17s Relating to Free Repair or Replacements	20	9,141	0.2%	0.8%	0.7%	0.7%
% of FP17s Relating to Continuations	40	9,141	0.4%	0.8%	0.8%	0.8%
% of Patients satisfied with the dentistry they have received	3	5	N/A	94.5%	93.2%	93.5%
% of Patients satisfied with the time they had to wait for an appointment	3	5	N/A	91.1%	88.5%	87.4%

\* This is based on patients treated on this contract for their most recent course of treatment.

Figures in italics indicate the base number of FP17s or Patient Questionnaire responses are less than 100. N/A is shown where the base number of responses is less than 10 during the period. % is calculated as Quantity/Base number\*100



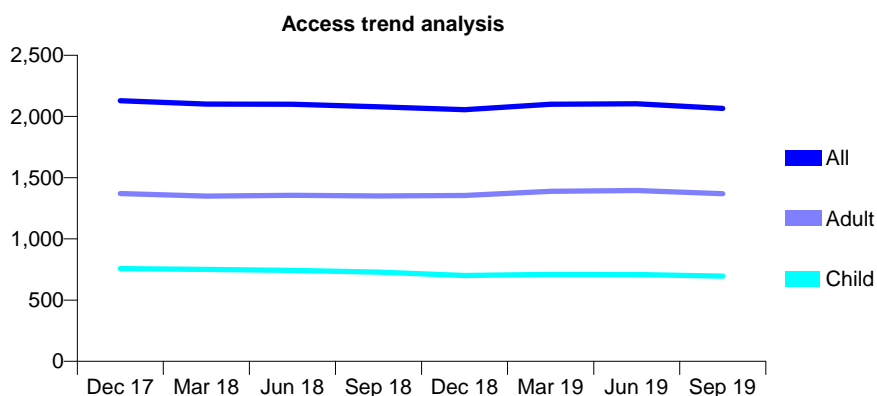
## Q53 - Vital Signs At a Glance Contract Report for 141224/0001 - September 2019

Name or company name	Abbey Cottage Dental Practice Ltd
Contract type name	GDS Contract
Purpose of contract	General and Orthodontic
Contract start date	01/04/2009
Contract end date	

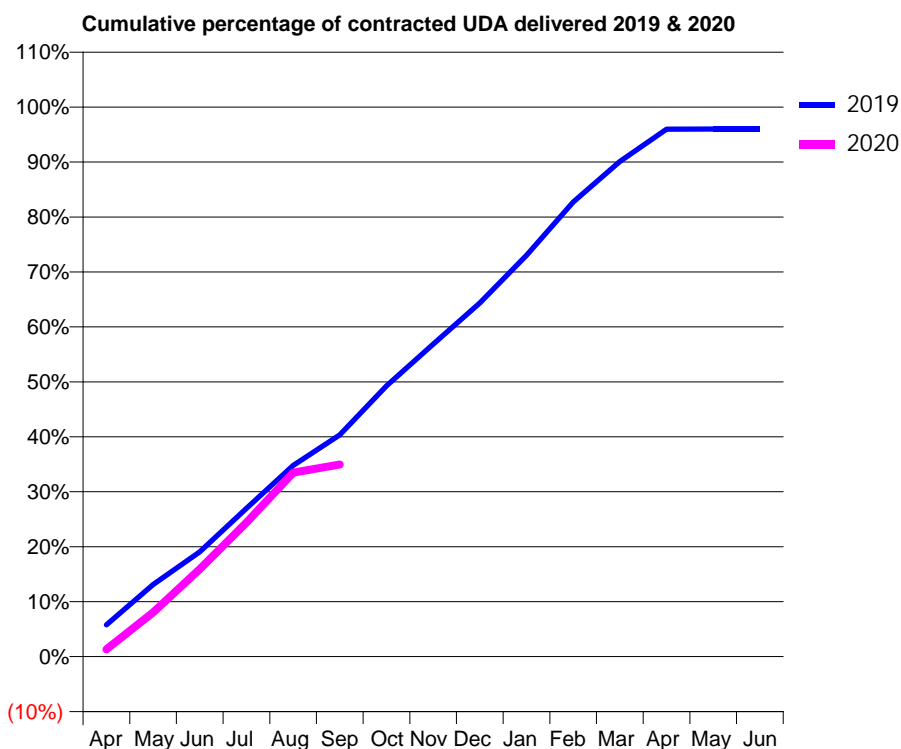
19/20 Contracted general activity (UDA)	5,534
Carry forward general activity (UDA)	221
19/20 Contracted orthodontic activity (UOA)	0
Carry forward orthodontic activity (UOA)	0
Baseline contract value	£139,320.72

### ACCESS\*

Patients seen in 24 months	Total	Change since previous quarter
Quarter ending September 2018	2,079	
Quarter ending December 2018	2,056	↓
Quarter ending March 2019	2,100	↑
Quarter ending June 2019	2,104	→
Quarter ending September 2019	2,066	↓
<b>Variance since September 2018</b>	<b>(0.6%)</b>	<b>→</b>



### ACTIVITY



Month	Adjusted Scheduled Activity (UDA)	
	2019	2020
April	320	73
May	726	446
June	1,055	882
July	1,493	1,351
August	1,925	1,853
September	2,233	1,935
October	2,725	
November	3,148	
December	3,561	
January	4,041	
February	4,577	
March	4,986	
April	5,310	
May	5,313	
June	5,312	

### QUALITY

	Quantity	Base Number	Contract	AT	Region	England
% of FP17s for the same patient ID Re-attending within 3 months - Children	32	535	6.0%	8.9%	11.3%	11.5%
% of FP17s for the same patient ID Re-attending within 3 months - Adults	124	895	13.9%	12.3%	14.7%	15.4%
% of FP17s for the same patient ID Re-attending between 3 & 9 months - Children	383	535	71.6%	60.2%	60.8%	59.7%
% of FP17s for the same patient ID Re-attending between 3 & 9 months - Adults	500	895	55.9%	51.1%	52.8%	51.7%
% of FP17s for Band 1 Urgent Courses	78	1,261	6.2%	7.4%	8.2%	9.2%
% of FP17s Relating to Free Repair or Replacements	7	1,261	0.6%	0.8%	0.7%	0.7%
% of FP17s Relating to Continuations	5	1,261	0.4%	0.8%	0.8%	0.8%
% of Patients satisfied with the dentistry they have received	0	0	N/A	94.5%	93.2%	93.5%
% of Patients satisfied with the time they had to wait for an appointment	0	0	N/A	91.1%	88.5%	87.4%

\* This is based on patients treated on this contract for their most recent course of treatment. Figures in italics indicate the base number of FP17s or Patient Questionnaire responses are less than 100. N/A is shown where the base number of responses is less than 10 during the period. % is calculated as Quantity/Base number\*100

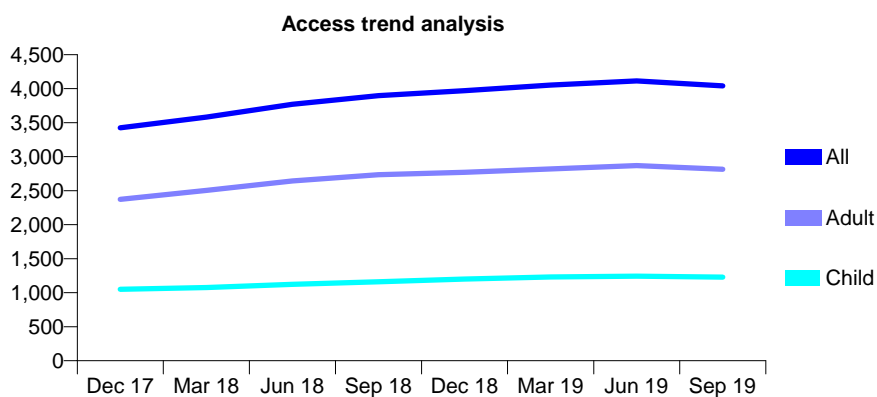
## Q53 - Vital Signs At a Glance Contract Report for 142735/0001 - September 2019

Name or company name	Allesley Park Dental Practice
Contract type name	GDS Contract
Purpose of contract	General
Contract start date	01/04/2015
Contract end date	

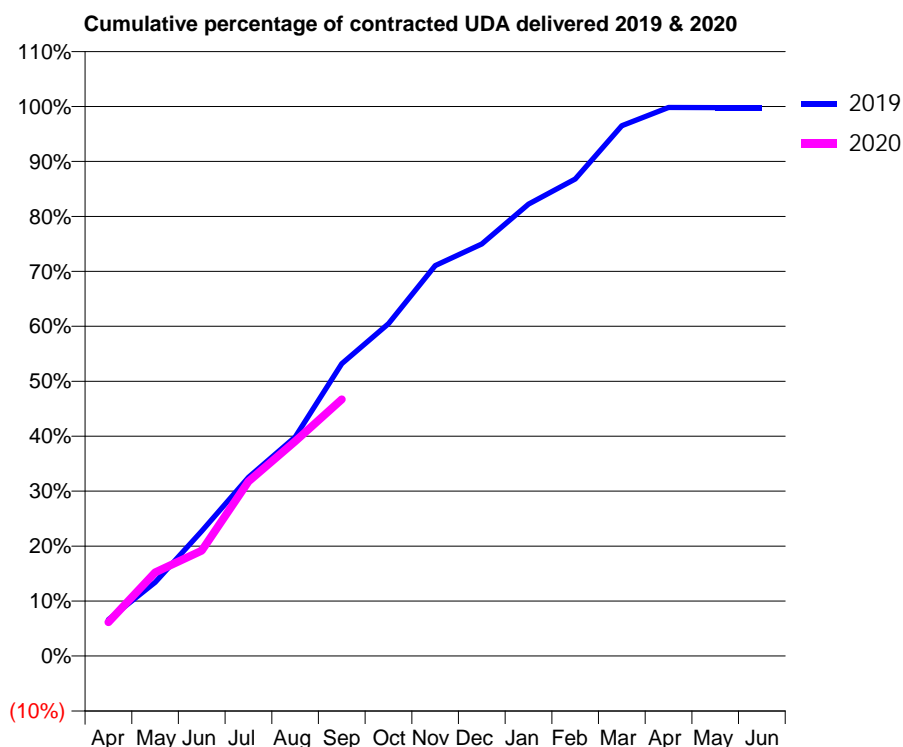
19/20 Contracted general activity (UDA)	7,784
Carry forward general activity (UDA)	16
19/20 Contracted orthodontic activity (UOA)	0
Carry forward orthodontic activity (UOA)	0
Baseline contract value	£178,474.87

### ACCESS\*

Patients seen in 24 months	Total	Change since previous quarter
Quarter ending September 2018	3,897	
Quarter ending December 2018	3,972	→
Quarter ending March 2019	4,053	↑
Quarter ending June 2019	4,114	→
Quarter ending September 2019	4,043	↓
<b>Variance since September 2018</b>	<b>3.7%</b>	<b>↑</b>



### ACTIVITY



Month	Adjusted Scheduled Activity (UDA)	
	2019	2020
April	516	481
May	1,043	1,185
June	1,769	1,494
July	2,532	2,472
August	3,102	3,042
September	4,142	3,636
October	4,706	
November	5,530	
December	5,835	
January	6,400	
February	6,756	
March	7,512	
April	7,770	
May	7,768	
June	7,768	

### QUALITY

	Quantity	Base Number	Contract	AT	Region	England
% of FP17s for the same patient ID Re-attending within 3 months - Children	33	914	3.6%	8.9%	11.3%	11.5%
% of FP17s for the same patient ID Re-attending within 3 months - Adults	148	1,630	9.1%	12.3%	14.7%	15.4%
% of FP17s for the same patient ID Re-attending between 3 & 9 months - Children	634	914	69.4%	60.2%	60.8%	59.7%
% of FP17s for the same patient ID Re-attending between 3 & 9 months - Adults	821	1,630	50.4%	51.1%	52.8%	51.7%
% of FP17s for Band 1 Urgent Courses	83	2,055	4.0%	7.4%	8.2%	9.2%
% of FP17s Relating to Free Repair or Replacements	10	2,055	0.5%	0.8%	0.7%	0.7%
% of FP17s Relating to Continuations	1	2,055	0.0%	0.8%	0.8%	0.8%
% of Patients satisfied with the dentistry they have received	2	2	N/A	94.5%	93.2%	93.5%
% of Patients satisfied with the time they had to wait for an appointment	2	2	N/A	91.1%	88.5%	87.4%

\* This is based on patients treated on this contract for their most recent course of treatment. Figures in italics indicate the base number of FP17s or Patient Questionnaire responses are less than 100. N/A is shown where the base number of responses is less than 10 during the period. % is calculated as Quantity/Base number\*100

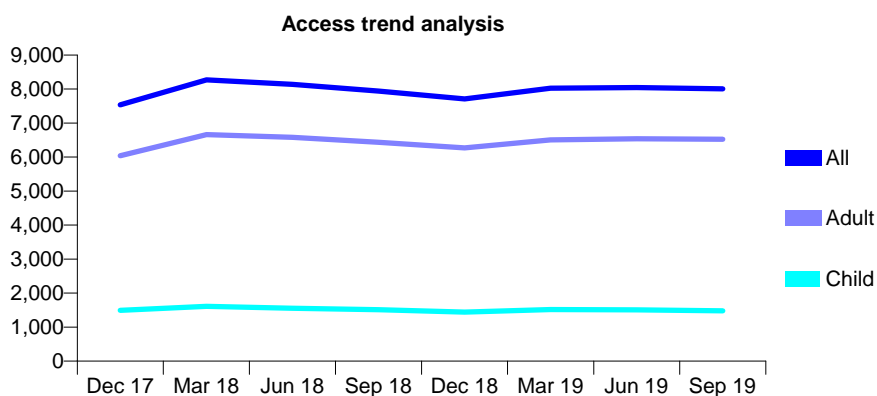
## Q53 - Vital Signs At a Glance Contract Report for 143502/0001 - September 2019

Name or company name	Light Lane Dental Practice
Contract type name	GDS Contract
Purpose of contract	General and Orthodontic
Contract start date	01/10/2015
Contract end date	

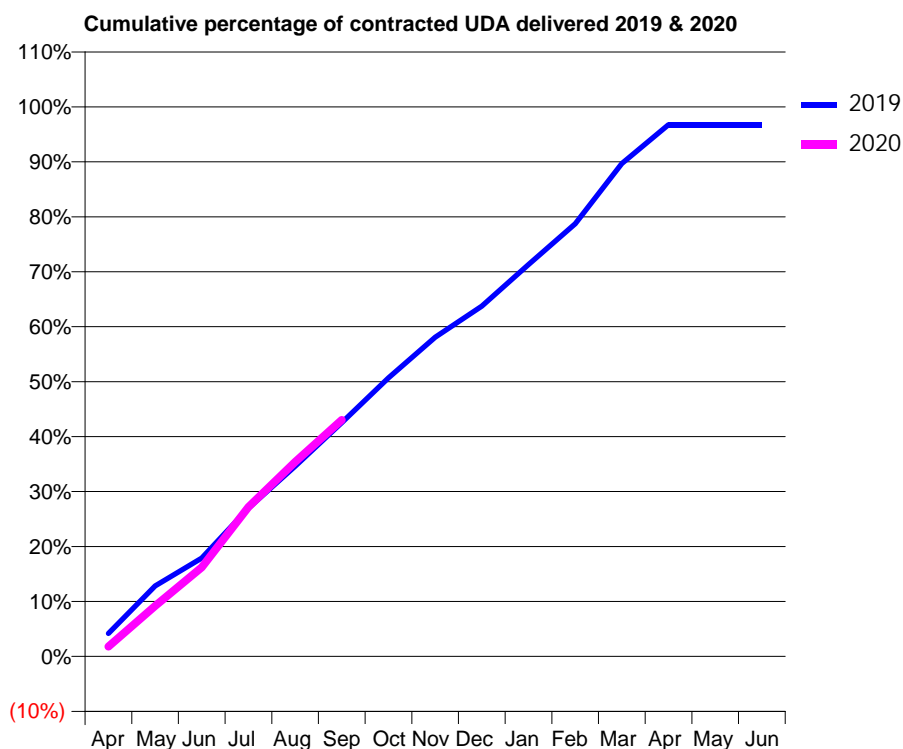
19/20 Contracted general activity (UDA)	22,006
Carry forward general activity (UDA)	712
19/20 Contracted orthodontic activity (UOA)	290
Carry forward orthodontic activity (UOA)	5
Baseline contract value	£631,353.57

### ACCESS\*

Patients seen in 24 months	Total	Change since previous quarter
Quarter ending September 2018	7,945	
Quarter ending December 2018	7,711	↓
Quarter ending March 2019	8,024	↑
Quarter ending June 2019	8,047	→
Quarter ending September 2019	8,004	→
<b>Variance since September 2018</b>	<b>0.7%</b>	<b>→</b>



### ACTIVITY



Month	2019	2020
April	922	400
May	2,821	2,021
June	3,937	3,567
July	5,938	5,981
August	7,616	7,787
September	9,361	9,470
October	11,154	
November	12,780	
December	14,025	
January	15,694	
February	17,325	
March	19,736	
April	21,292	
May	21,294	
June	21,294	

### QUALITY

	Quantity	Base Number	Contract	AT	Region	England
% of FP17s for the same patient ID Re-attending within 3 months - Children	40	943	4.2%	8.9%	11.3%	11.5%
% of FP17s for the same patient ID Re-attending within 3 months - Adults	682	4,343	15.7%	12.3%	14.7%	15.4%
% of FP17s for the same patient ID Re-attending between 3 & 9 months - Children	411	943	43.6%	60.2%	60.8%	59.7%
% of FP17s for the same patient ID Re-attending between 3 & 9 months - Adults	1,865	4,343	42.9%	51.1%	52.8%	51.7%
% of FP17s for Band 1 Urgent Courses	190	4,619	4.1%	7.4%	8.2%	9.2%
% of FP17s Relating to Free Repair or Replacements	22	4,619	0.5%	0.8%	0.7%	0.7%
% of FP17s Relating to Continuations	21	4,619	0.5%	0.8%	0.8%	0.8%
% of Patients satisfied with the dentistry they have received	3	3	N/A	94.5%	93.2%	93.5%
% of Patients satisfied with the time they had to wait for an appointment	3	3	N/A	91.1%	88.5%	87.4%

\* This is based on patients treated on this contract for their most recent course of treatment. Figures in italics indicate the base number of FP17s or Patient Questionnaire responses are less than 100. N/A is shown where the base number of responses is less than 10 during the period. % is calculated as Quantity/Base number\*100

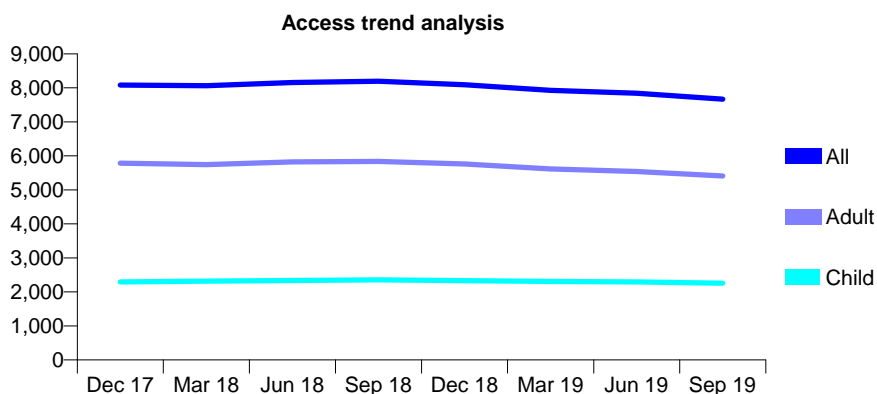
## Q53 - Vital Signs At a Glance Contract Report for 143561/0001 - September 2019

Name or company name	New Road Dental Practice
Contract type name	GDS Contract
Purpose of contract	General
Contract start date	01/06/2008
Contract end date	

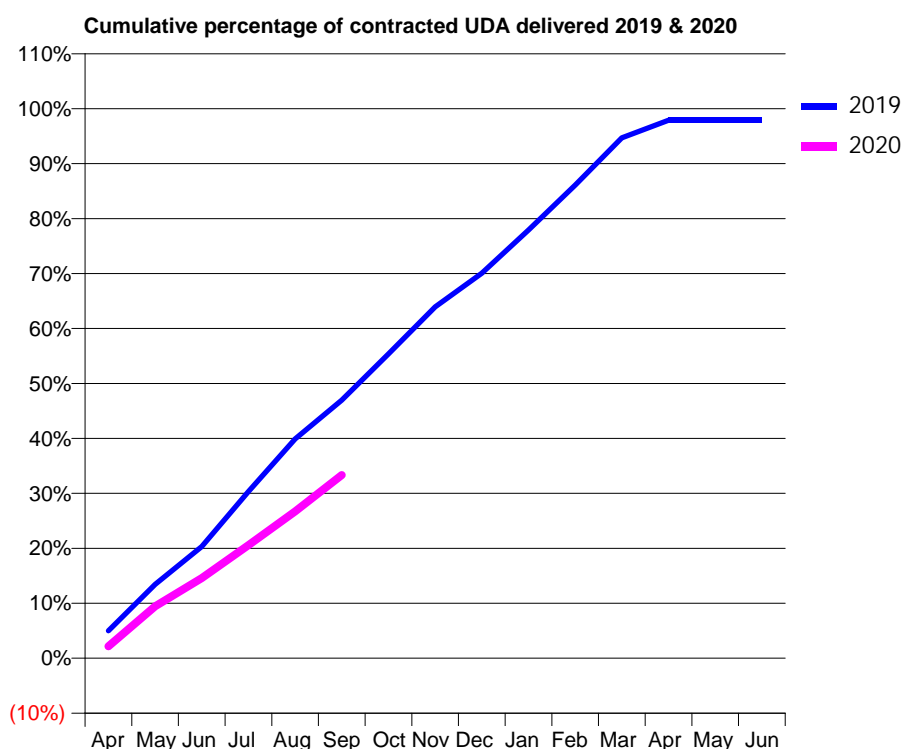
19/20 Contracted general activity (UDA)	21,350
Carry forward general activity (UDA)	444
19/20 Contracted orthodontic activity (UOA)	0
Carry forward orthodontic activity (UOA)	0
Baseline contract value	£490,752.04

### ACCESS\*

Patients seen in 24 months	Total	Change since previous quarter
Quarter ending September 2018	8,194	
Quarter ending December 2018	8,094	↓
Quarter ending March 2019	7,927	↓
Quarter ending June 2019	7,840	↓
Quarter ending September 2019	7,667	↓
<b>Variance since September 2018</b>	<b>(6.4%)</b>	<b>↓</b>



### ACTIVITY



Month	2019	2020
April	1,065	465
May	2,875	2,018
June	4,341	3,112
July	6,474	4,396
August	8,523	5,706
September	10,030	7,115
October	11,825	
November	13,647	
December	14,957	
January	16,634	
February	18,382	
March	20,216	
April	20,897	
May	20,905	
June	20,905	

### QUALITY

	Quantity	Base Number	Contract	AT	Region	England
% of FP17s for the same patient ID Re-attending within 3 months - Children	102	2,005	5.1%	8.9%	11.3%	11.5%
% of FP17s for the same patient ID Re-attending within 3 months - Adults	391	3,765	10.4%	12.3%	14.7%	15.4%
% of FP17s for the same patient ID Re-attending between 3 & 9 months - Children	1,464	2,005	73.0%	60.2%	60.8%	59.7%
% of FP17s for the same patient ID Re-attending between 3 & 9 months - Adults	2,579	3,765	68.5%	51.1%	52.8%	51.7%
% of FP17s for Band 1 Urgent Courses	282	4,623	6.1%	7.4%	8.2%	9.2%
% of FP17s Relating to Free Repair or Replacements	59	4,623	1.3%	0.8%	0.7%	0.7%
% of FP17s Relating to Continuations	18	4,623	0.4%	0.8%	0.8%	0.8%
% of Patients satisfied with the dentistry they have received	5	5	N/A	94.5%	93.2%	93.5%
% of Patients satisfied with the time they had to wait for an appointment	5	5	N/A	91.1%	88.5%	87.4%

\* This is based on patients treated on this contract for their most recent course of treatment. Figures in italics indicate the base number of FP17s or Patient Questionnaire responses are less than 100. N/A is shown where the base number of responses is less than 10 during the period. % is calculated as Quantity/Base number\*100

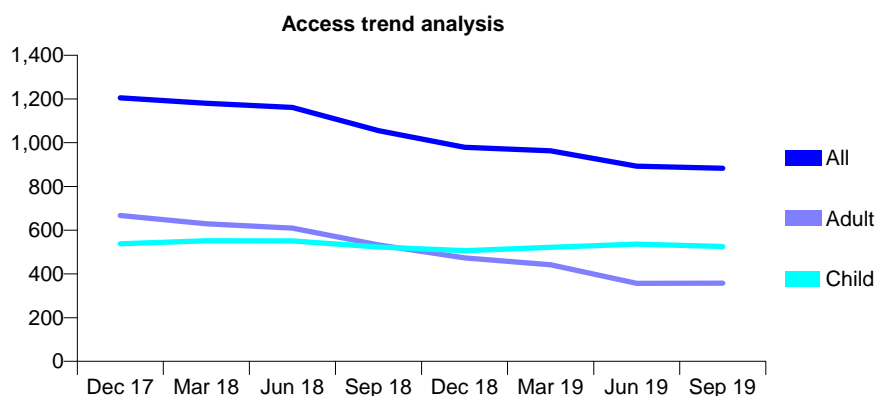
## Q53 - Vital Signs At a Glance Contract Report for 147222/0001 - September 2019

Name or company name	R Bryant S Preddy N Banton
Contract type name	GDS Contract
Purpose of contract	General
Contract start date	01/04/2006
Contract end date	

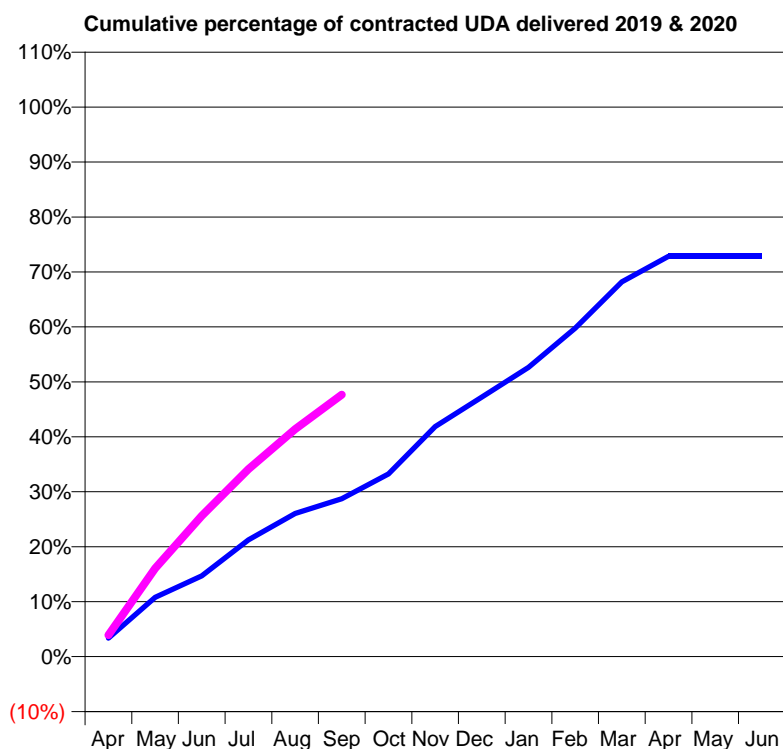
19/20 Contracted general activity (UDA)	2,600
Carry forward general activity (UDA)	0
19/20 Contracted orthodontic activity (UOA)	0
Carry forward orthodontic activity (UOA)	0
Baseline contract value	£80,243.16

### ACCESS\*

Patients seen in 24 months	Total	Change since previous quarter
Quarter ending September 2018	1,055	
Quarter ending December 2018	979	↓
Quarter ending March 2019	963	↓
Quarter ending June 2019	893	↓
Quarter ending September 2019	883	↓
<b>Variance since September 2018</b>	<b>(16.3%)</b>	<b>↓</b>



### ACTIVITY



Month	Adjusted Scheduled Activity (UDA)	
	2019	2020
April	87	102
May	281	418
June	382	666
July	552	888
August	677	1,077
September	747	1,239
October	865	
November	1,089	
December	1,228	
January	1,369	
February	1,554	
March	1,773	
April	1,894	
May	1,894	
June	1,894	

### QUALITY

	Quantity	Base Number	Contract	AT	Region	England
% of FP17s for the same patient ID Re-attending within 3 months - Children	45	468	9.6%	8.9%	11.3%	11.5%
% of FP17s for the same patient ID Re-attending within 3 months - Adults	56	277	20.2%	12.3%	14.7%	15.4%
% of FP17s for the same patient ID Re-attending between 3 & 9 months - Children	296	468	63.2%	60.2%	60.8%	59.7%
% of FP17s for the same patient ID Re-attending between 3 & 9 months - Adults	124	277	44.8%	51.1%	52.8%	51.7%
% of FP17s for Band 1 Urgent Courses	47	695	6.8%	7.4%	8.2%	9.2%
% of FP17s Relating to Free Repair or Replacements	0	695	0.0%	0.8%	0.7%	0.7%
% of FP17s Relating to Continuations	19	695	2.7%	0.8%	0.8%	0.8%
% of Patients satisfied with the dentistry they have received	0	0	N/A	94.5%	93.2%	93.5%
% of Patients satisfied with the time they had to wait for an appointment	0	0	N/A	91.1%	88.5%	87.4%

\* This is based on patients treated on this contract for their most recent course of treatment. Figures in italics indicate the base number of FP17s or Patient Questionnaire responses are less than 100. N/A is shown where the base number of responses is less than 10 during the period. % is calculated as Quantity/Base number\*100

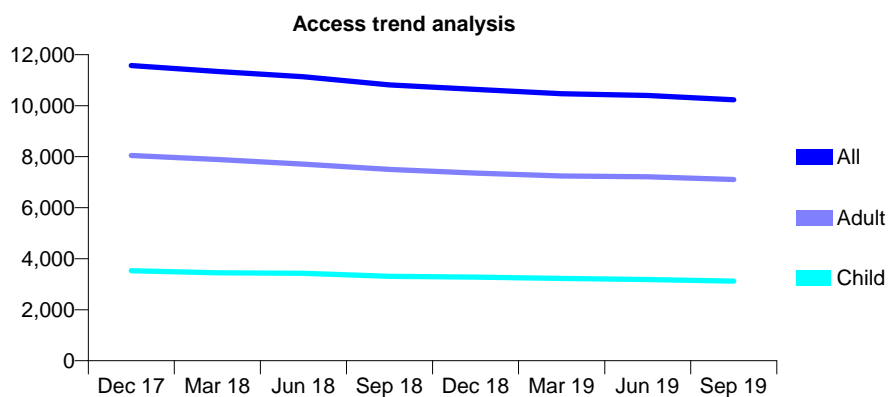
## Q53 - Vital Signs At a Glance Contract Report for 148571/0001 - September 2019

Name or company name	Lyppard Dental Centre
Contract type name	GDS Contract
Purpose of contract	General
Contract start date	01/04/2014
Contract end date	

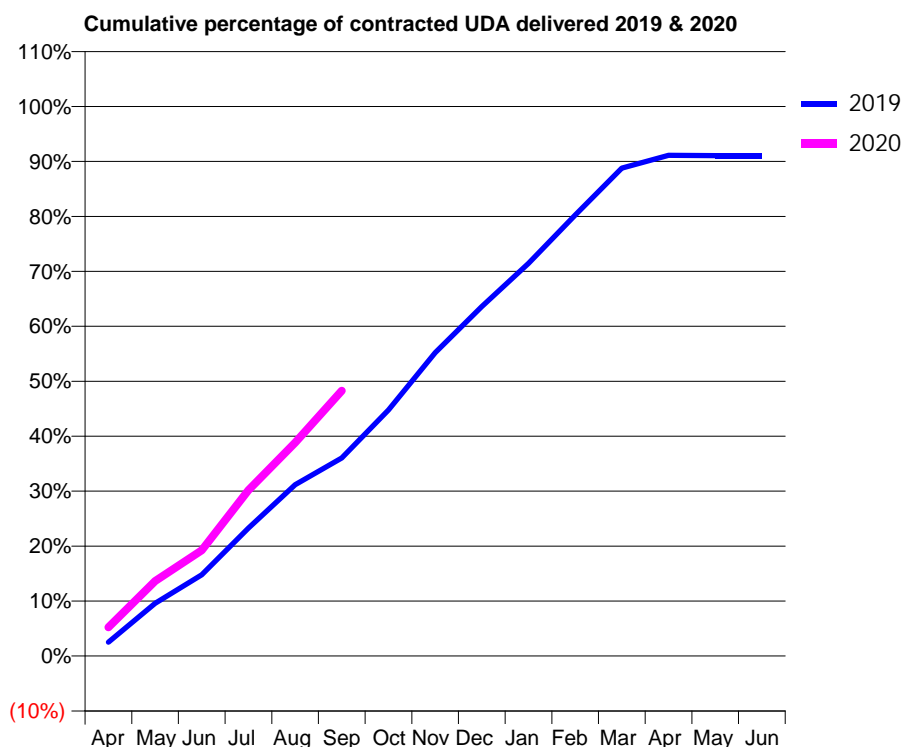
19/20 Contracted general activity (UDA)	26,414
Carry forward general activity (UDA)	0
19/20 Contracted orthodontic activity (UOA)	0
Carry forward orthodontic activity (UOA)	0
Baseline contract value	£855,664.00

### ACCESS\*

Patients seen in 24 months	Total	Change since previous quarter
Quarter ending September 2018	10,816	
Quarter ending December 2018	10,637	↓
Quarter ending March 2019	10,473	↓
Quarter ending June 2019	10,400	→
Quarter ending September 2019	10,228	↓
<b>Variance since September 2018</b>	<b>(5.4%)</b>	<b>↓</b>



### ACTIVITY



Month	Adjusted Scheduled Activity (UDA)	
	2019	2020
April	673	1,382
May	2,536	3,602
June	3,909	5,079
July	6,148	7,968
August	8,233	10,259
September	9,520	12,753
October	11,832	
November	14,578	
December	16,794	
January	18,875	
February	21,194	
March	23,453	
April	24,066	
May	24,044	
June	24,044	

### QUALITY

	Quantity	Base Number	Contract	AT	Region	England
% of FP17s for the same patient ID Re-attending within 3 months - Children	188	2,655	7.1%	8.9%	11.3%	11.5%
% of FP17s for the same patient ID Re-attending within 3 months - Adults	480	4,269	11.2%	12.3%	14.7%	15.4%
% of FP17s for the same patient ID Re-attending between 3 & 9 months - Children	1,766	2,655	66.5%	60.2%	60.8%	59.7%
% of FP17s for the same patient ID Re-attending between 3 & 9 months - Adults	1,936	4,269	45.4%	51.1%	52.8%	51.7%
% of FP17s for Band 1 Urgent Courses	488	6,599	7.4%	7.4%	8.2%	9.2%
% of FP17s Relating to Free Repair or Replacements	47	6,599	0.7%	0.8%	0.7%	0.7%
% of FP17s Relating to Continuations	85	6,599	1.3%	0.8%	0.8%	0.8%
% of Patients satisfied with the dentistry they have received	2	2	N/A	94.5%	93.2%	93.5%
% of Patients satisfied with the time they had to wait for an appointment	2	2	N/A	91.1%	88.5%	87.4%

\* This is based on patients treated on this contract for their most recent course of treatment. Figures in italics indicate the base number of FP17s or Patient Questionnaire responses are less than 100. N/A is shown where the base number of responses is less than 10 during the period. % is calculated as Quantity/Base number\*100

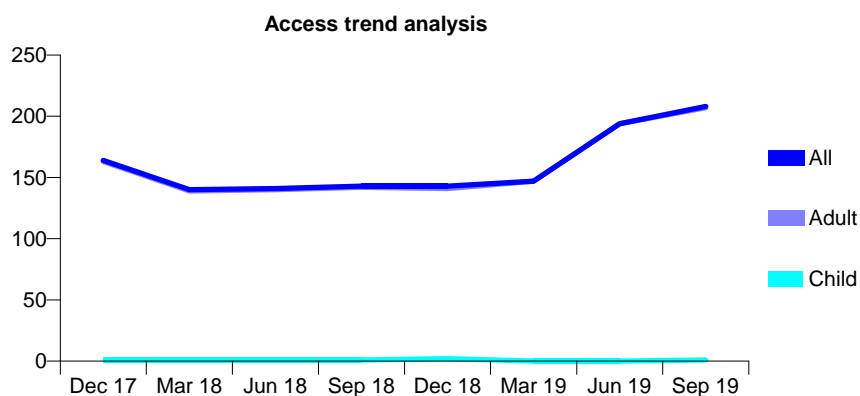
## Q53 - Vital Signs At a Glance Contract Report for 148571/0002 - September 2019

Name or company name	Lyppard Dental Centre
Contract type name	GDS Contract
Purpose of contract	General
Contract start date	01/04/2014
Contract end date	

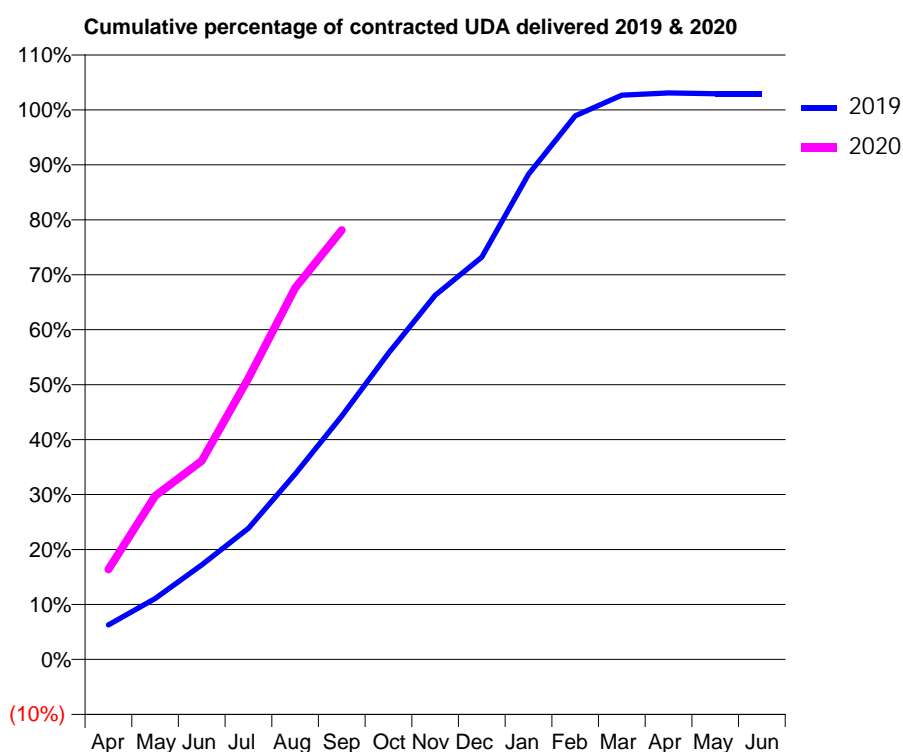
19/20 Contracted general activity (UDA)	750
Carry forward general activity (UDA)	-15
19/20 Contracted orthodontic activity (UOA)	0
Carry forward orthodontic activity (UOA)	0
Baseline contract value	£285,011.45

### ACCESS\*

Patients seen in 24 months	Total	Change since previous quarter
Quarter ending September 2018	143	
Quarter ending December 2018	143	→
Quarter ending March 2019	147	↑
Quarter ending June 2019	194	↑
Quarter ending September 2019	208	↑
<b>Variance since September 2018</b>	<b>45.5%</b>	<b>↑</b>



### ACTIVITY



Month	2019	2020
April	47	123
May	83	223
June	129	271
July	179	384
August	253	507
September	332	586
October	418	
November	497	
December	549	
January	662	
February	742	
March	770	
April	773	
May	772	
June	772	

### QUALITY

	Quantity	Base Number	Contract	AT	Region	England
% of FP17s for the same patient ID Re-attending within 3 months - Children	0	2	0.0%	8.9%	11.3%	11.5%
% of FP17s for the same patient ID Re-attending within 3 months - Adults	1	204	0.5%	12.3%	14.7%	15.4%
% of FP17s for the same patient ID Re-attending between 3 & 9 months - Children	0	2	0.0%	60.2%	60.8%	59.7%
% of FP17s for the same patient ID Re-attending between 3 & 9 months - Adults	4	204	2.0%	51.1%	52.8%	51.7%
% of FP17s for Band 1 Urgent Courses	0	205	0.0%	7.4%	8.2%	9.2%
% of FP17s Relating to Free Repair or Replacements	0	205	0.0%	0.8%	0.7%	0.7%
% of FP17s Relating to Continuations	0	205	0.0%	0.8%	0.8%	0.8%
% of Patients satisfied with the dentistry they have received	0	0	N/A	94.5%	93.2%	93.5%
% of Patients satisfied with the time they had to wait for an appointment	0	0	N/A	91.1%	88.5%	87.4%

\* This is based on patients treated on this contract for their most recent course of treatment. Figures in italics indicate the base number of FP17s or Patient Questionnaire responses are less than 100. N/A is shown where the base number of responses is less than 10 during the period. % is calculated as Quantity/Base number\*100

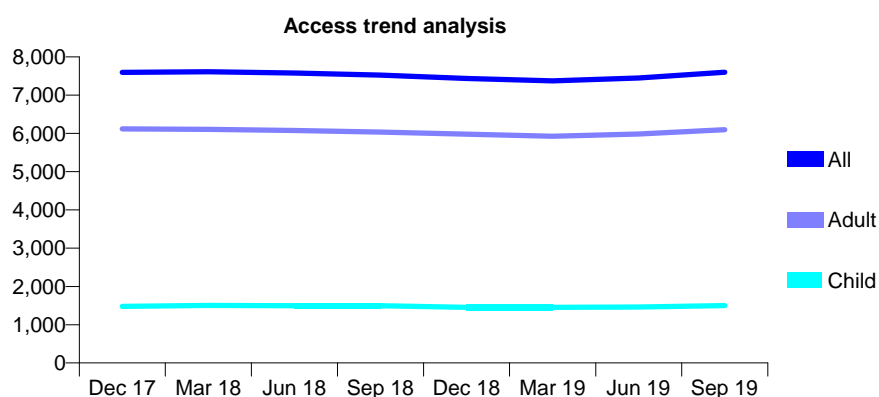
## Q53 - Vital Signs At a Glance Contract Report for 150312/0001 - September 2019

Name or company name	Dorset House Dental
Contract type name	GDS Contract
Purpose of contract	General and Orthodontic
Contract start date	01/04/2015
Contract end date	

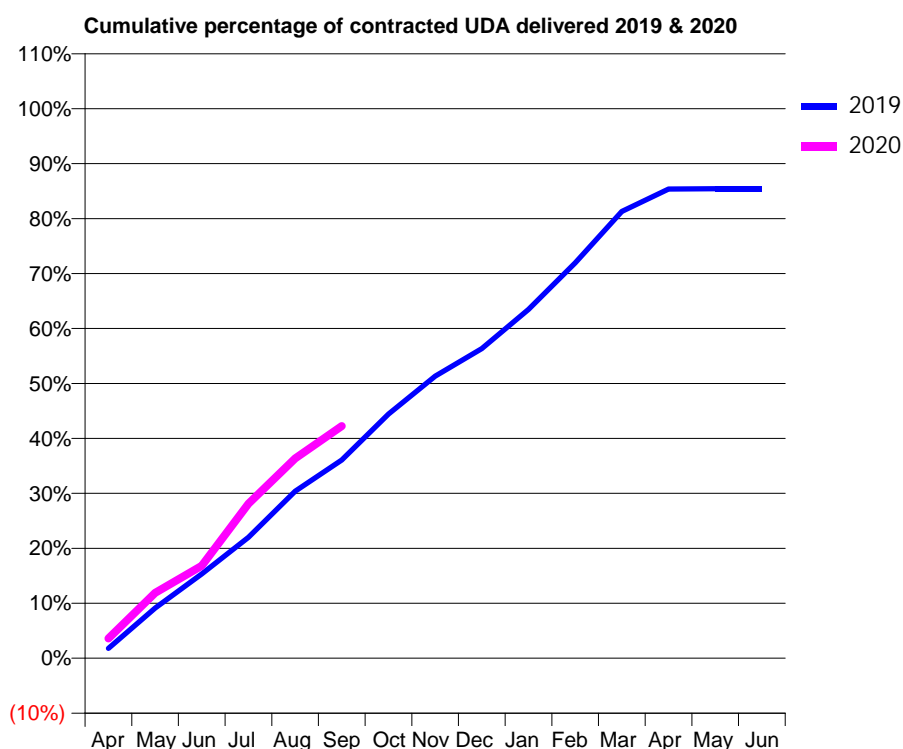
19/20 Contracted general activity (UDA)	21,588
Carry forward general activity (UDA)	0
19/20 Contracted orthodontic activity (UOA)	628
Carry forward orthodontic activity (UOA)	-12
Baseline contract value	£713,886.21

### ACCESS\*

Patients seen in 24 months	Total	Change since previous quarter
Quarter ending September 2018	7,525	
Quarter ending December 2018	7,436	↓
Quarter ending March 2019	7,375	→
Quarter ending June 2019	7,446	→
Quarter ending September 2019	7,598	↑
<b>Variance since September 2018</b>	<b>1.0%</b>	<b>→</b>



### ACTIVITY



Month	2019	2020
April	389	777
May	1,973	2,571
June	3,310	3,635
July	4,750	6,068
August	6,563	7,848
September	7,785	9,118
October	9,587	
November	11,084	
December	12,163	
January	13,704	
February	15,528	
March	17,555	
April	18,432	
May	18,441	
June	18,444	

### QUALITY

	Quantity	Base Number	Contract	AT	Region	England
% of FP17s for the same patient ID Re-attending within 3 months - Children	67	1,198	5.6%	8.9%	11.3%	11.5%
% of FP17s for the same patient ID Re-attending within 3 months - Adults	463	3,904	11.9%	12.3%	14.7%	15.4%
% of FP17s for the same patient ID Re-attending between 3 & 9 months - Children	724	1,198	60.4%	60.2%	60.8%	59.7%
% of FP17s for the same patient ID Re-attending between 3 & 9 months - Adults	1,334	3,904	34.2%	51.1%	52.8%	51.7%
% of FP17s for Band 1 Urgent Courses	248	4,687	5.3%	7.4%	8.2%	9.2%
% of FP17s Relating to Free Repair or Replacements	38	4,687	0.8%	0.8%	0.7%	0.7%
% of FP17s Relating to Continuations	92	4,687	2.0%	0.8%	0.8%	0.8%
% of Patients satisfied with the dentistry they have received	4	4	N/A	94.5%	93.2%	93.5%
% of Patients satisfied with the time they had to wait for an appointment	3	4	N/A	91.1%	88.5%	87.4%

\* This is based on patients treated on this contract for their most recent course of treatment. Figures in italics indicate the base number of FP17s or Patient Questionnaire responses are less than 100. N/A is shown where the base number of responses is less than 10 during the period. % is calculated as Quantity/Base number\*100



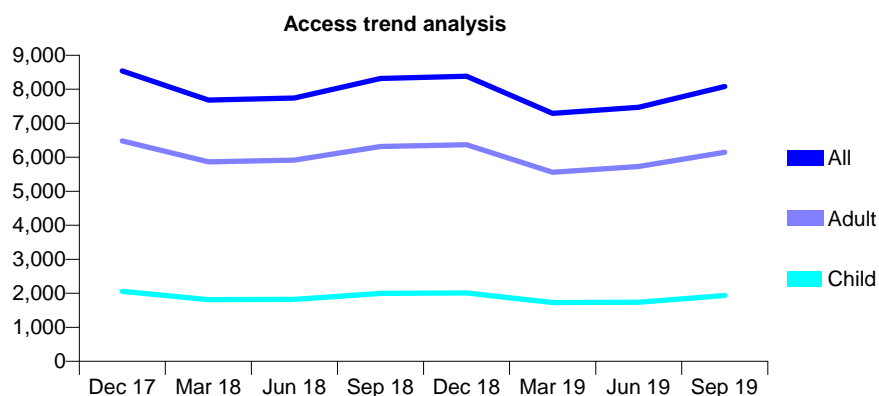
## Q53 - Vital Signs At a Glance Contract Report for 152358/0001 - September 2019

Name or company name	Ombersley Road Dental Practice
Contract type name	GDS Contract
Purpose of contract	General
Contract start date	22/03/2011
Contract end date	

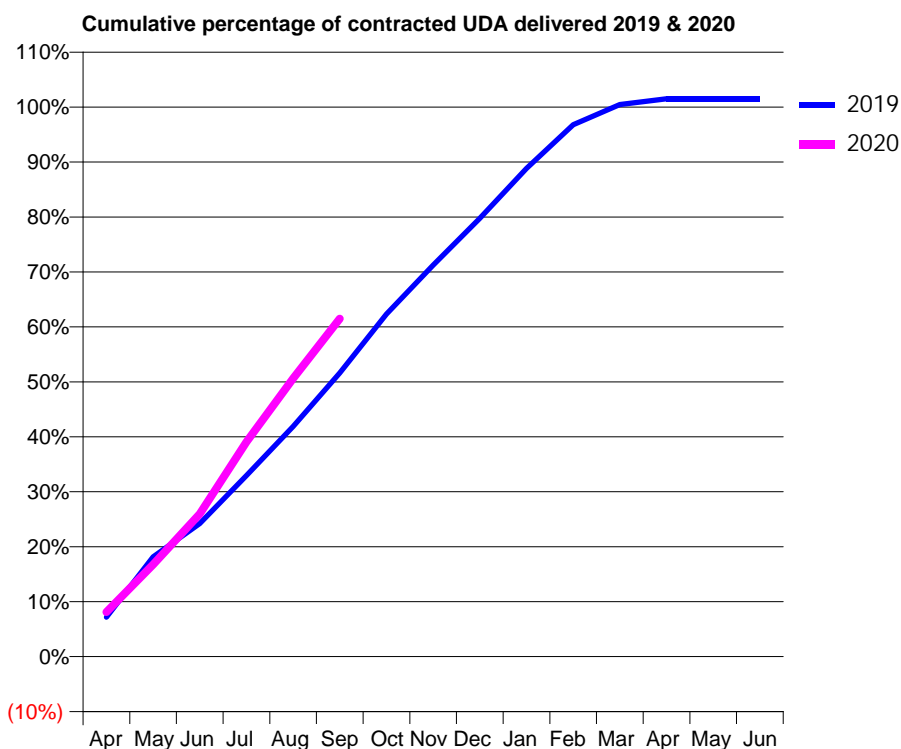
19/20 Contracted general activity (UDA)	25,610
Carry forward general activity (UDA)	-385
19/20 Contracted orthodontic activity (UOA)	0
Carry forward orthodontic activity (UOA)	0
Baseline contract value	£657,507.50

### ACCESS\*

Patients seen in 24 months	Total	Change since previous quarter
Quarter ending September 2018	8,316	
Quarter ending December 2018	8,383	→
Quarter ending March 2019	7,292	↓
Quarter ending June 2019	7,467	↑
Quarter ending September 2019	8,082	↑
<b>Variance since September 2018</b>	<b>(2.8%)</b>	<b>↓</b>



### ACTIVITY



Month	Adjusted Scheduled Activity (UDA)	
	2019	2020
April	1,840	2,076
May	4,653	4,289
June	6,201	6,648
July	8,444	10,006
August	10,727	12,969
September	13,224	15,742
October	15,962	
November	18,243	
December	20,428	
January	22,750	
February	24,791	
March	25,724	
April	25,992	
May	25,995	
June	25,996	

### QUALITY

	Quantity	Base Number	Contract	AT	Region	England
% of FP17s for the same patient ID Re-attending within 3 months - Children	63	1,471	4.3%	8.9%	11.3%	11.5%
% of FP17s for the same patient ID Re-attending within 3 months - Adults	381	4,428	8.6%	12.3%	14.7%	15.4%
% of FP17s for the same patient ID Re-attending between 3 & 9 months - Children	771	1,471	52.4%	60.2%	60.8%	59.7%
% of FP17s for the same patient ID Re-attending between 3 & 9 months - Adults	2,356	4,428	53.2%	51.1%	52.8%	51.7%
% of FP17s for Band 1 Urgent Courses	161	5,793	2.8%	7.4%	8.2%	9.2%
% of FP17s Relating to Free Repair or Replacements	37	5,793	0.6%	0.8%	0.7%	0.7%
% of FP17s Relating to Continuations	0	5,793	0.0%	0.8%	0.8%	0.8%
% of Patients satisfied with the dentistry they have received	6	6	N/A	94.5%	93.2%	93.5%
% of Patients satisfied with the time they had to wait for an appointment	6	6	N/A	91.1%	88.5%	87.4%

\* This is based on patients treated on this contract for their most recent course of treatment. Figures in italics indicate the base number of FP17s or Patient Questionnaire responses are less than 100. N/A is shown where the base number of responses is less than 10 during the period. % is calculated as Quantity/Base number\*100

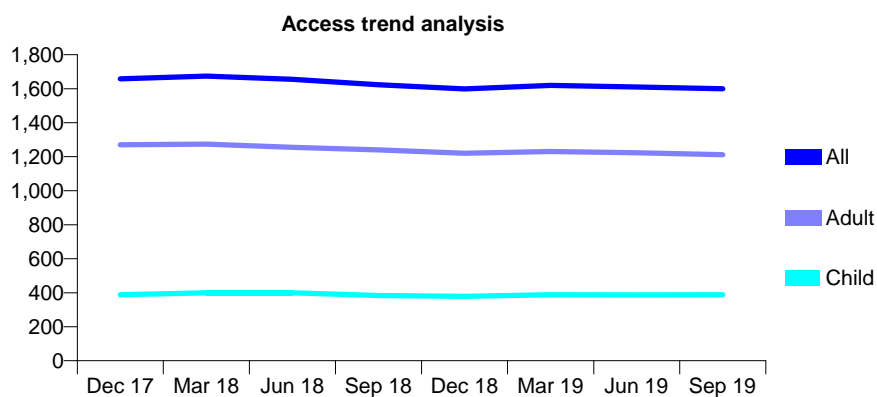
## Q53 - Vital Signs At a Glance Contract Report for 152366/0001 - September 2019

Name or company name	Damani Dental Practice.
Contract type name	GDS Contract
Purpose of contract	General
Contract start date	08/12/2010
Contract end date	

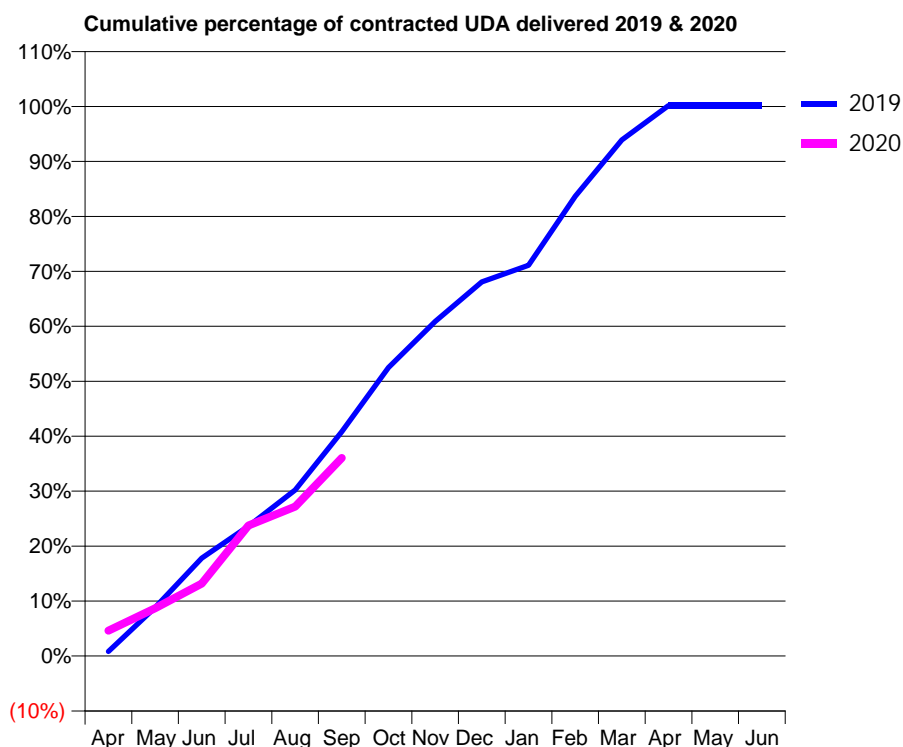
19/20 Contracted general activity (UDA)	5,961
Carry forward general activity (UDA)	-10
19/20 Contracted orthodontic activity (UOA)	0
Carry forward orthodontic activity (UOA)	0
Baseline contract value	£156,901.20

### ACCESS\*

Patients seen in 24 months	Total	Change since previous quarter
Quarter ending September 2018	1,623	
Quarter ending December 2018	1,599	↓
Quarter ending March 2019	1,619	→
Quarter ending June 2019	1,610	→
Quarter ending September 2019	1,600	→
<b>Variance since September 2018</b>	<b>(1.4%)</b>	<b>↓</b>



### ACTIVITY



Month	Adjusted Scheduled Activity (UDA)	
	2019	2020
April	49	276
May	527	518
June	1,063	786
July	1,408	1,416
August	1,802	1,621
September	2,433	2,149
October	3,129	
November	3,628	
December	4,058	
January	4,237	
February	4,988	
March	5,598	
April	5,971	
May	5,971	
June	5,971	

### QUALITY

	Quantity	Base Number	Contract	AT	Region	England
% of FP17s for the same patient ID Re-attending within 3 months - Children	18	297	6.1%	8.9%	11.3%	11.5%
% of FP17s for the same patient ID Re-attending within 3 months - Adults	82	866	9.5%	12.3%	14.7%	15.4%
% of FP17s for the same patient ID Re-attending between 3 & 9 months - Children	198	297	66.7%	60.2%	60.8%	59.7%
% of FP17s for the same patient ID Re-attending between 3 & 9 months - Adults	606	866	70.0%	51.1%	52.8%	51.7%
% of FP17s for Band 1 Urgent Courses	46	1,050	4.4%	7.4%	8.2%	9.2%
% of FP17s Relating to Free Repair or Replacements	10	1,050	1.0%	0.8%	0.7%	0.7%
% of FP17s Relating to Continuations	19	1,050	1.8%	0.8%	0.8%	0.8%
% of Patients satisfied with the dentistry they have received	0	0	N/A	94.5%	93.2%	93.5%
% of Patients satisfied with the time they had to wait for an appointment	0	0	N/A	91.1%	88.5%	87.4%

\* This is based on patients treated on this contract for their most recent course of treatment. Figures in italics indicate the base number of FP17s or Patient Questionnaire responses are less than 100. N/A is shown where the base number of responses is less than 10 during the period. % is calculated as Quantity/Base number\*100

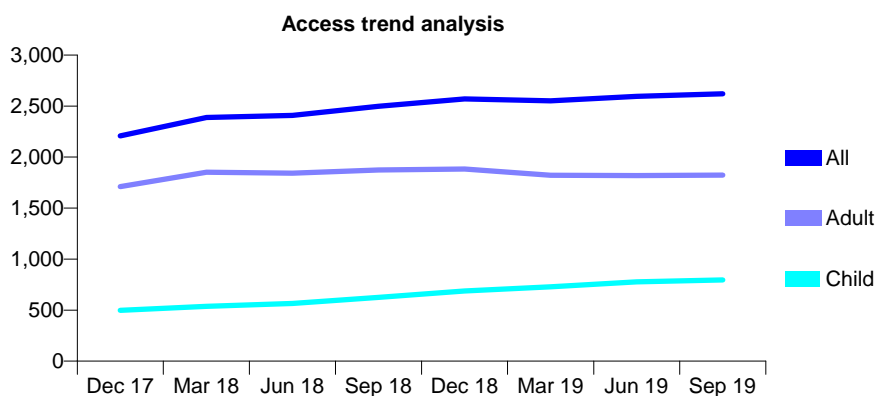
## Q53 - Vital Signs At a Glance Contract Report for 152854/0001 - September 2019

Name or company name	Cottage Dental Practice
Contract type name	GDS Contract
Purpose of contract	General
Contract start date	01/07/2015
Contract end date	

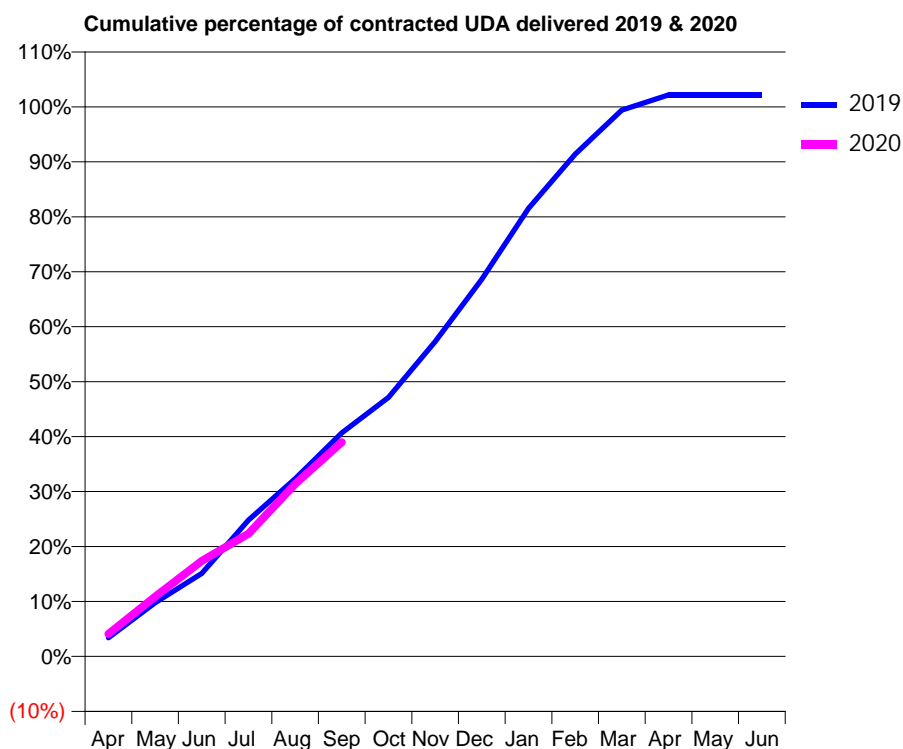
19/20 Contracted general activity (UDA)	6,331
Carry forward general activity (UDA)	-126
19/20 Contracted orthodontic activity (UOA)	0
Carry forward orthodontic activity (UOA)	0
Baseline contract value	£184,244.54

### ACCESS\*

Patients seen in 24 months	Total	Change since previous quarter
Quarter ending September 2018	2,499	
Quarter ending December 2018	2,571	↑
Quarter ending March 2019	2,551	→
Quarter ending June 2019	2,596	→
Quarter ending September 2019	2,620	→
<b>Variance since September 2018</b>	<b>4.8%</b>	<b>↑</b>



### ACTIVITY



Month	2019	2020
April	214	258
May	618	689
June	956	1,100
July	1,570	1,415
August	2,048	1,987
September	2,573	2,469
October	2,984	
November	3,628	
December	4,344	
January	5,161	
February	5,786	
March	6,294	
April	6,468	
May	6,468	
June	6,468	

### QUALITY

	Quantity	Base Number	Contract	AT	Region	England
% of FP17s for the same patient ID Re-attending within 3 months - Children	16	595	2.7%	8.9%	11.3%	11.5%
% of FP17s for the same patient ID Re-attending within 3 months - Adults	45	401	11.2%	12.3%	14.7%	15.4%
% of FP17s for the same patient ID Re-attending between 3 & 9 months - Children	350	595	58.8%	60.2%	60.8%	59.7%
% of FP17s for the same patient ID Re-attending between 3 & 9 months - Adults	208	401	51.9%	51.1%	52.8%	51.7%
% of FP17s for Band 1 Urgent Courses	19	926	2.1%	7.4%	8.2%	9.2%
% of FP17s Relating to Free Repair or Replacements	4	926	0.4%	0.8%	0.7%	0.7%
% of FP17s Relating to Continuations	5	926	0.5%	0.8%	0.8%	0.8%
% of Patients satisfied with the dentistry they have received	0	0	N/A	94.5%	93.2%	93.5%
% of Patients satisfied with the time they had to wait for an appointment	0	0	N/A	91.1%	88.5%	87.4%

\* This is based on patients treated on this contract for their most recent course of treatment. Figures in italics indicate the base number of FP17s or Patient Questionnaire responses are less than 100. N/A is shown where the base number of responses is less than 10 during the period. % is calculated as Quantity/Base number\*100

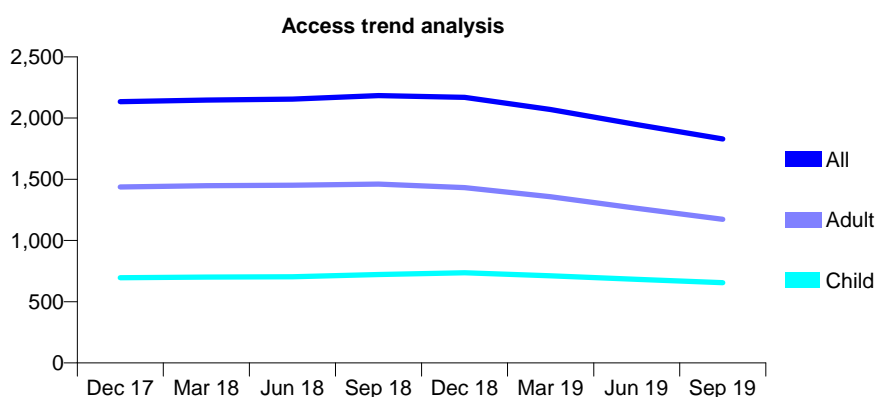
## Q53 - Vital Signs At a Glance Contract Report for 153486/0001 - September 2019

Name or company name	Gosford Lodge Dental Surgery
Contract type name	GDS Contract
Purpose of contract	General
Contract start date	21/04/2012
Contract end date	

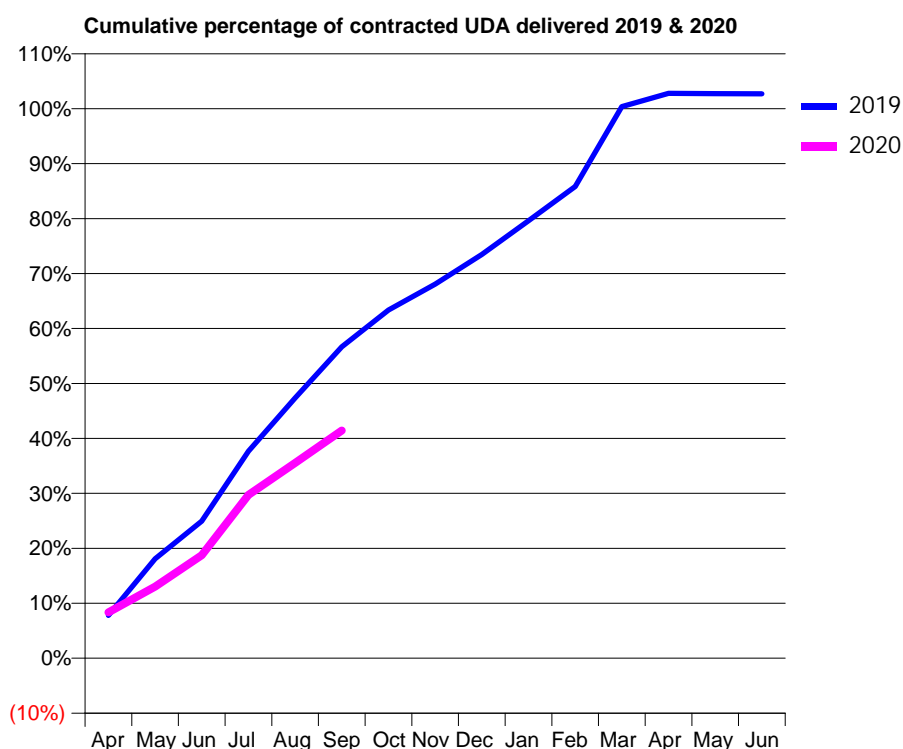
19/20 Contracted general activity (UDA)	5,515
Carry forward general activity (UDA)	-110
19/20 Contracted orthodontic activity (UOA)	0
Carry forward orthodontic activity (UOA)	0
Baseline contract value	£154,399.55

### ACCESS\*

Patients seen in 24 months	Total	Change since previous quarter
Quarter ending September 2018	2,184	
Quarter ending December 2018	2,169	→
Quarter ending March 2019	2,070	↓
Quarter ending June 2019	1,947	↓
Quarter ending September 2019	1,829	↓
<b>Variance since September 2018</b>	<b>(16.3%)</b>	<b>↓</b>



### ACTIVITY



Adjusted Scheduled Activity (UDA)		
Month	2019	2020
April	431	460
May	998	720
June	1,377	1,033
July	2,077	1,639
August	2,611	1,960
September	3,124	2,285
October	3,494	
November	3,755	
December	4,052	
January	4,391	
February	4,734	
March	5,535	
April	5,668	
May	5,665	
June	5,664	

### QUALITY

	Quantity	Base Number	Contract	AT	Region	England
% of FP17s for the same patient ID Re-attending within 3 months - Children	37	403	9.2%	8.9%	11.3%	11.5%
% of FP17s for the same patient ID Re-attending within 3 months - Adults	82	490	16.7%	12.3%	14.7%	15.4%
% of FP17s for the same patient ID Re-attending between 3 & 9 months - Children	226	403	56.1%	60.2%	60.8%	59.7%
% of FP17s for the same patient ID Re-attending between 3 & 9 months - Adults	223	490	45.5%	51.1%	52.8%	51.7%
% of FP17s for Band 1 Urgent Courses	91	863	10.5%	7.4%	8.2%	9.2%
% of FP17s Relating to Free Repair or Replacements	7	863	0.8%	0.8%	0.7%	0.7%
% of FP17s Relating to Continuations	0	863	0.0%	0.8%	0.8%	0.8%
% of Patients satisfied with the dentistry they have received	0	0	N/A	94.5%	93.2%	93.5%
% of Patients satisfied with the time they had to wait for an appointment	0	0	N/A	91.1%	88.5%	87.4%

\* This is based on patients treated on this contract for their most recent course of treatment.

Figures in italics indicate the base number of FP17s or Patient Questionnaire responses are less than 100. N/A is shown where the base number of responses is less than 10 during the period. % is calculated as Quantity/Base number\*100

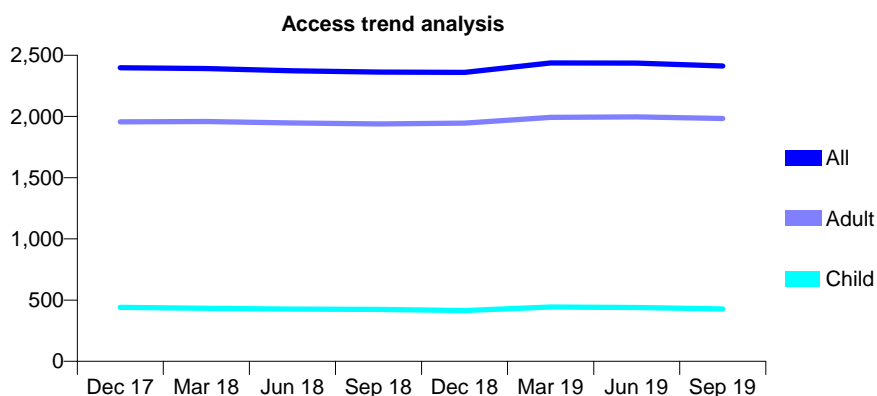
## Q53 - Vital Signs At a Glance Contract Report for 158380/0001 - September 2019

Name or company name	Callowbrook Dental Surgery
Contract type name	GDS Contract
Purpose of contract	General
Contract start date	06/12/2010
Contract end date	

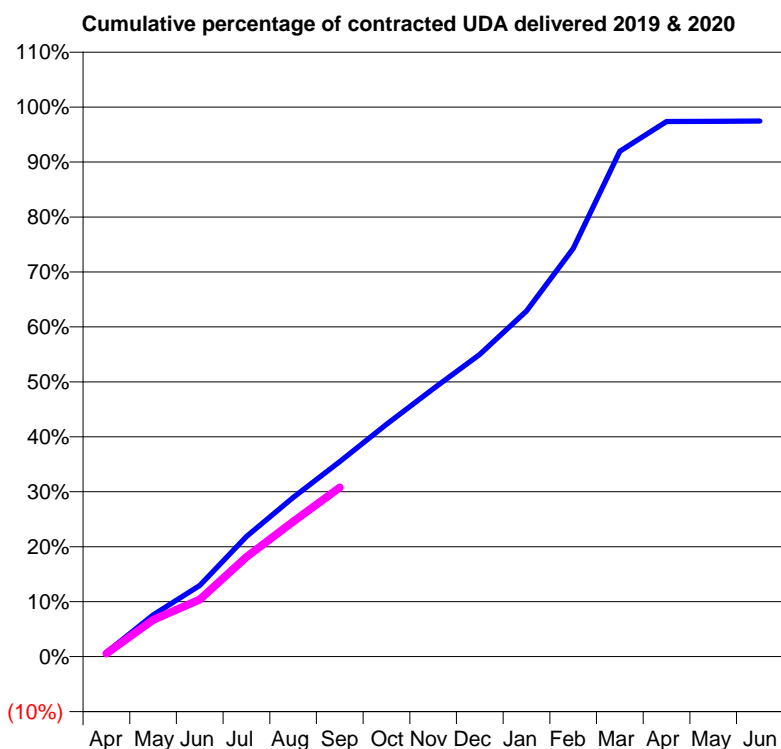
19/20 Contracted general activity (UDA)	7,424
Carry forward general activity (UDA)	188
19/20 Contracted orthodontic activity (UOA)	0
Carry forward orthodontic activity (UOA)	0
Baseline contract value	£177,040.12

### ACCESS\*

Patients seen in 24 months	Total	Change since previous quarter
Quarter ending September 2018	2,363	
Quarter ending December 2018	2,360	→
Quarter ending March 2019	2,437	↑
Quarter ending June 2019	2,436	→
Quarter ending September 2019	2,412	→
<b>Variance since September 2018</b>	<b>2.1%</b>	<b>↑</b>



### ACTIVITY



Month	Adjusted Scheduled Activity (UDA)	
	2019	2020
April	57	43
May	562	497
June	961	770
July	1,622	1,346
August	2,150	1,824
September	2,635	2,283
October	3,138	
November	3,618	
December	4,083	
January	4,669	
February	5,515	
March	6,827	
April	7,229	
May	7,231	
June	7,235	

### QUALITY

	Quantity	Base Number	Contract	AT	Region	England
% of FP17s for the same patient ID Re-attending within 3 months - Children	9	238	3.8%	8.9%	11.3%	11.5%
% of FP17s for the same patient ID Re-attending within 3 months - Adults	224	1,308	17.1%	12.3%	14.7%	15.4%
% of FP17s for the same patient ID Re-attending between 3 & 9 months - Children	159	238	66.8%	60.2%	60.8%	59.7%
% of FP17s for the same patient ID Re-attending between 3 & 9 months - Adults	750	1,308	57.3%	51.1%	52.8%	51.7%
% of FP17s for Band 1 Urgent Courses	78	1,370	5.7%	7.4%	8.2%	9.2%
% of FP17s Relating to Free Repair or Replacements	48	1,370	3.5%	0.8%	0.7%	0.7%
% of FP17s Relating to Continuations	53	1,370	3.9%	0.8%	0.8%	0.8%
% of Patients satisfied with the dentistry they have received	1	1	N/A	94.5%	93.2%	93.5%
% of Patients satisfied with the time they had to wait for an appointment	1	1	N/A	91.1%	88.5%	87.4%

\* This is based on patients treated on this contract for their most recent course of treatment. Figures in italics indicate the base number of FP17s or Patient Questionnaire responses are less than 100. N/A is shown where the base number of responses is less than 10 during the period. % is calculated as Quantity/Base number\*100

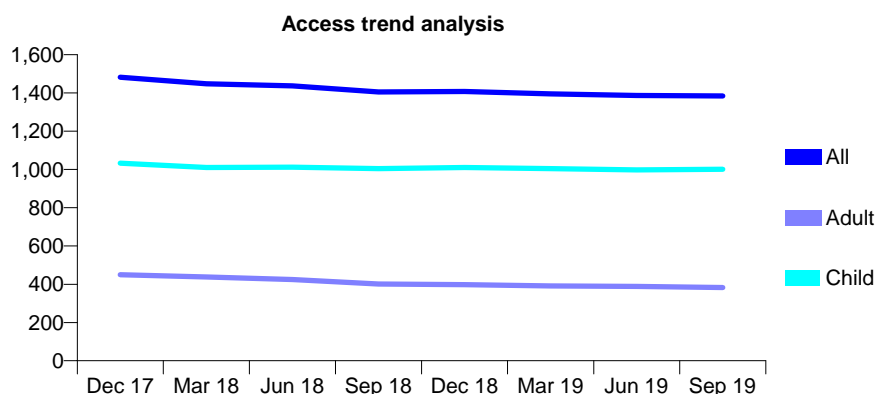
## Q53 - Vital Signs At a Glance Contract Report for 159344/0001 - September 2019

Name or company name	Whitehouse Partners and Associates
Contract type name	GDS Contract
Purpose of contract	General
Contract start date	03/03/2011
Contract end date	

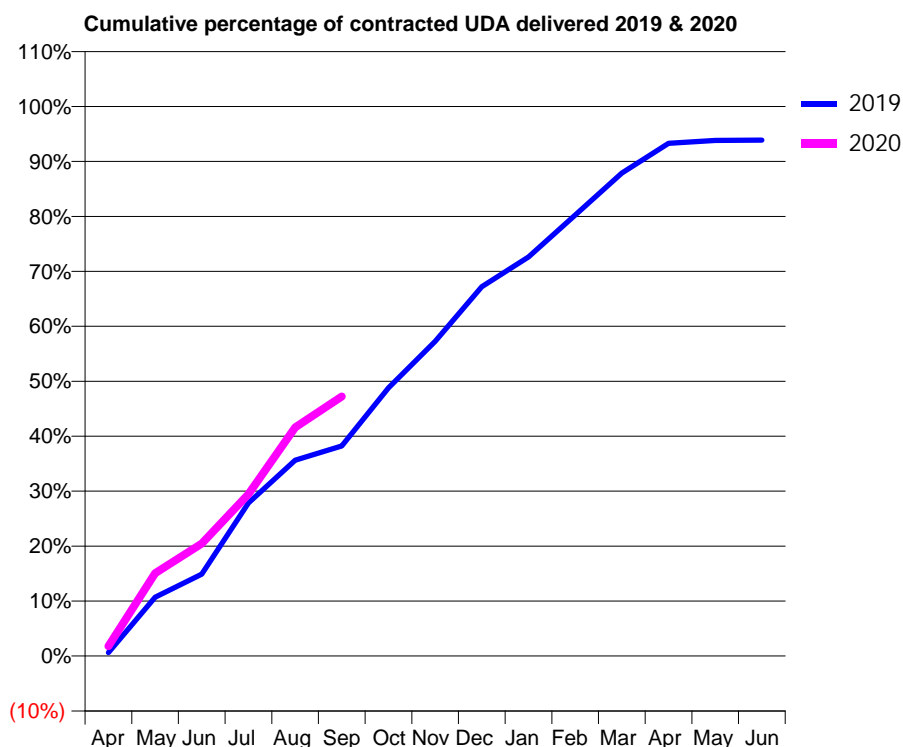
19/20 Contracted general activity (UDA)	2,600
Carry forward general activity (UDA)	0
19/20 Contracted orthodontic activity (UOA)	0
Carry forward orthodontic activity (UOA)	0
Baseline contract value	£67,841.95

### ACCESS\*

Patients seen in 24 months	Total	Change since previous quarter
Quarter ending September 2018	1,405	
Quarter ending December 2018	1,408	→
Quarter ending March 2019	1,395	→
Quarter ending June 2019	1,387	→
Quarter ending September 2019	1,384	→
<b>Variance since September 2018</b>	<b>(1.5%)</b>	<b>↓</b>



### ACTIVITY



Month	Adjusted Scheduled Activity (UDA)	
	2019	2020
April	17	46
May	278	392
June	388	532
July	724	766
August	927	1,082
September	994	1,227
October	1,268	
November	1,490	
December	1,747	
January	1,888	
February	2,086	
March	2,285	
April	2,426	
May	2,439	
June	2,441	

### QUALITY

	Quantity	Base Number	Contract	AT	Region	England
% of FP17s for the same patient ID Re-attending within 3 months - Children	31	740	4.2%	8.9%	11.3%	11.5%
% of FP17s for the same patient ID Re-attending within 3 months - Adults	17	191	8.9%	12.3%	14.7%	15.4%
% of FP17s for the same patient ID Re-attending between 3 & 9 months - Children	397	740	53.6%	60.2%	60.8%	59.7%
% of FP17s for the same patient ID Re-attending between 3 & 9 months - Adults	93	191	48.7%	51.1%	52.8%	51.7%
% of FP17s for Band 1 Urgent Courses	22	819	2.7%	7.4%	8.2%	9.2%
% of FP17s Relating to Free Repair or Replacements	0	819	0.0%	0.8%	0.7%	0.7%
% of FP17s Relating to Continuations	2	819	0.2%	0.8%	0.8%	0.8%
% of Patients satisfied with the dentistry they have received	0	0	N/A	94.5%	93.2%	93.5%
% of Patients satisfied with the time they had to wait for an appointment	0	0	N/A	91.1%	88.5%	87.4%

\* This is based on patients treated on this contract for their most recent course of treatment. Figures in italics indicate the base number of FP17s or Patient Questionnaire responses are less than 100. N/A is shown where the base number of responses is less than 10 during the period. % is calculated as Quantity/Base number\*100

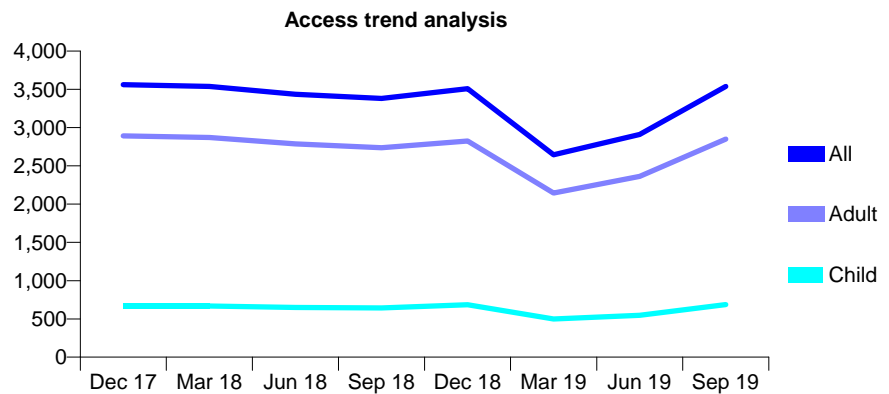
## Q53 - Vital Signs At a Glance Contract Report for 161748/0001 - September 2019

Name or company name	The Cottage Dental Surgery
Contract type name	GDS Contract
Purpose of contract	General
Contract start date	04/01/2011
Contract end date	

19/20 Contracted general activity (UDA)	10,195
Carry forward general activity (UDA)	62
19/20 Contracted orthodontic activity (UOA)	0
Carry forward orthodontic activity (UOA)	0
Baseline contract value	£224,504.06

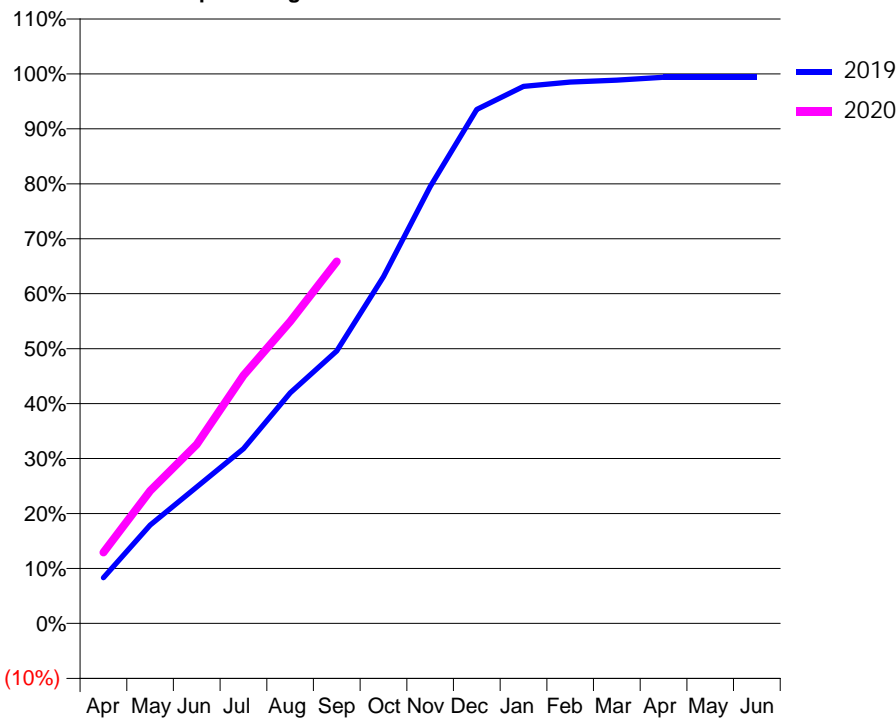
### ACCESS\*

Patients seen in 24 months	Total	Change since previous quarter
Quarter ending September 2018	3,380	
Quarter ending December 2018	3,509	↑
Quarter ending March 2019	2,645	↓
Quarter ending June 2019	2,910	↑
Quarter ending September 2019	3,538	↑
<b>Variance since September 2018</b>	<b>4.7%</b>	<b>↑</b>



### ACTIVITY

Cumulative percentage of contracted UDA delivered 2019 & 2020



Month	2019	2020
April	846	1,318
May	1,824	2,460
June	2,533	3,320
July	3,241	4,602
August	4,277	5,601
September	5,055	6,715
October	6,430	
November	8,105	
December	9,534	
January	9,962	
February	10,043	
March	10,079	
April	10,132	
May	10,132	
June	10,132	

### QUALITY

	Quantity	Base Number	Contract	AT	Region	England
% of FP17s for the same patient ID Re-attending within 3 months - Children	15	564	2.7%	8.9%	11.3%	11.5%
% of FP17s for the same patient ID Re-attending within 3 months - Adults	84	2,111	4.0%	12.3%	14.7%	15.4%
% of FP17s for the same patient ID Re-attending between 3 & 9 months - Children	213	564	37.8%	60.2%	60.8%	59.7%
% of FP17s for the same patient ID Re-attending between 3 & 9 months - Adults	796	2,111	37.7%	51.1%	52.8%	51.7%
% of FP17s for Band 1 Urgent Courses	75	2,621	2.9%	7.4%	8.2%	9.2%
% of FP17s Relating to Free Repair or Replacements	23	2,621	0.9%	0.8%	0.7%	0.7%
% of FP17s Relating to Continuations	0	2,621	0.0%	0.8%	0.8%	0.8%
% of Patients satisfied with the dentistry they have received	2	2	N/A	94.5%	93.2%	93.5%
% of Patients satisfied with the time they had to wait for an appointment	2	2	N/A	91.1%	88.5%	87.4%

\* This is based on patients treated on this contract for their most recent course of treatment.

Figures in italics indicate the base number of FP17s or Patient Questionnaire responses are less than 100. N/A is shown where the base number of responses is less than 10 during the period. % is calculated as Quantity/Base number\*100

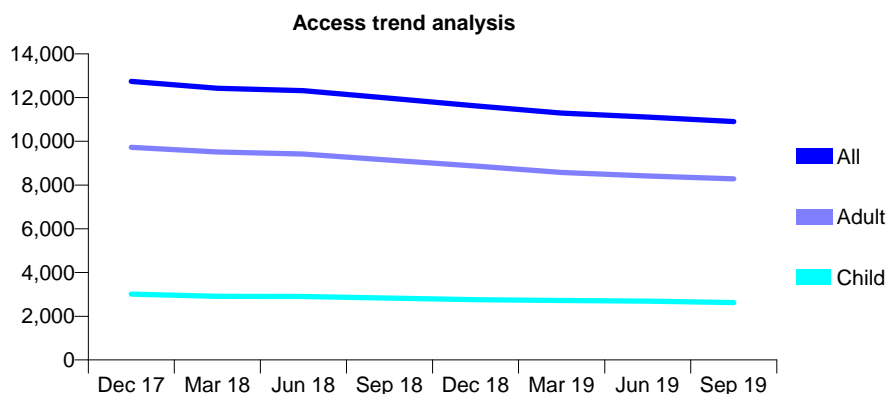
## Q53 - Vital Signs At a Glance Contract Report for 164062/0001 - September 2019

Name or company name	Integrated Dental Holdings Limited (IDH 47)
Contract type name	GDS Contract
Purpose of contract	General
Contract start date	18/01/2011
Contract end date	

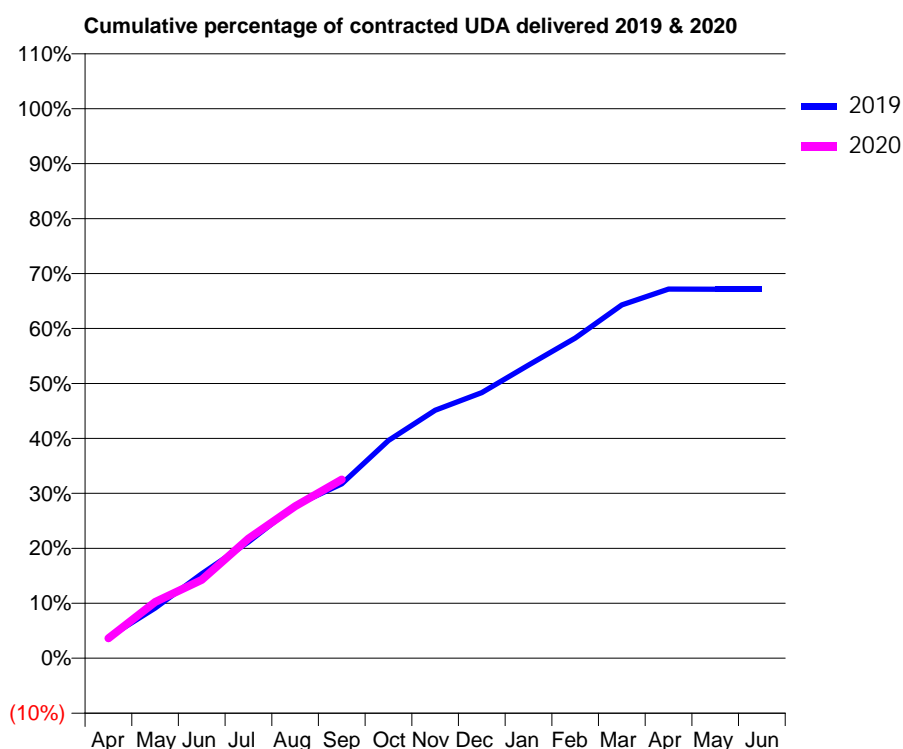
19/20 Contracted general activity (UDA)	38,500
Carry forward general activity (UDA)	0
19/20 Contracted orthodontic activity (UOA)	0
Carry forward orthodontic activity (UOA)	0
Baseline contract value	£857,551.59

### ACCESS\*

Patients seen in 24 months	Total	Change since previous quarter
Quarter ending September 2018	11,971	
Quarter ending December 2018	11,622	↓
Quarter ending March 2019	11,292	↓
Quarter ending June 2019	11,104	↓
Quarter ending September 2019	10,907	↓
<b>Variance since September 2018</b>	<b>(8.9%)</b>	<b>↓</b>



### ACTIVITY



Month	2019	2020
April	1,461	1,393
May	3,518	3,941
June	5,919	5,492
July	8,143	8,382
August	10,694	10,643
September	12,219	12,520
October	15,253	
November	17,373	
December	18,603	
January	20,537	
February	22,432	
March	24,755	
April	25,858	
May	25,847	
June	25,845	

### QUALITY

	Quantity	Base Number	Contract	AT	Region	England
% of FP17s for the same patient ID Re-attending within 3 months - Children	83	1,726	4.8%	8.9%	11.3%	11.5%
% of FP17s for the same patient ID Re-attending within 3 months - Adults	464	4,851	9.6%	12.3%	14.7%	15.4%
% of FP17s for the same patient ID Re-attending between 3 & 9 months - Children	1,028	1,726	59.6%	60.2%	60.8%	59.7%
% of FP17s for the same patient ID Re-attending between 3 & 9 months - Adults	2,298	4,851	47.4%	51.1%	52.8%	51.7%
% of FP17s for Band 1 Urgent Courses	419	6,062	6.9%	7.4%	8.2%	9.2%
% of FP17s Relating to Free Repair or Replacements	42	6,062	0.7%	0.8%	0.7%	0.7%
% of FP17s Relating to Continuations	52	6,062	0.9%	0.8%	0.8%	0.8%
% of Patients satisfied with the dentistry they have received	2	3	N/A	94.5%	93.2%	93.5%
% of Patients satisfied with the time they had to wait for an appointment	3	3	N/A	91.1%	88.5%	87.4%

\* This is based on patients treated on this contract for their most recent course of treatment.

Figures in italics indicate the base number of FP17s or Patient Questionnaire responses are less than 100. N/A is shown where the base number of responses is less than 10 during the period. % is calculated as Quantity/Base number\*100



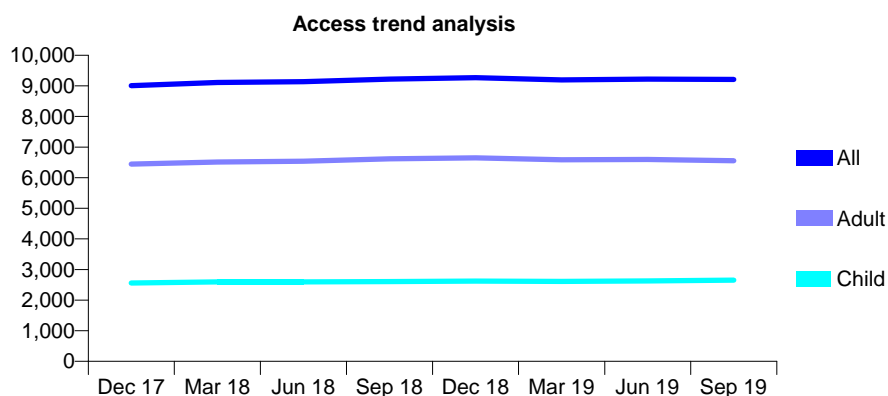
## Q53 - Vital Signs At a Glance Contract Report for 165182/0001 - September 2019

Name or company name	Dentist at Redhouse Ltd
Contract type name	GDS Contract
Purpose of contract	General
Contract start date	01/02/2016
Contract end date	

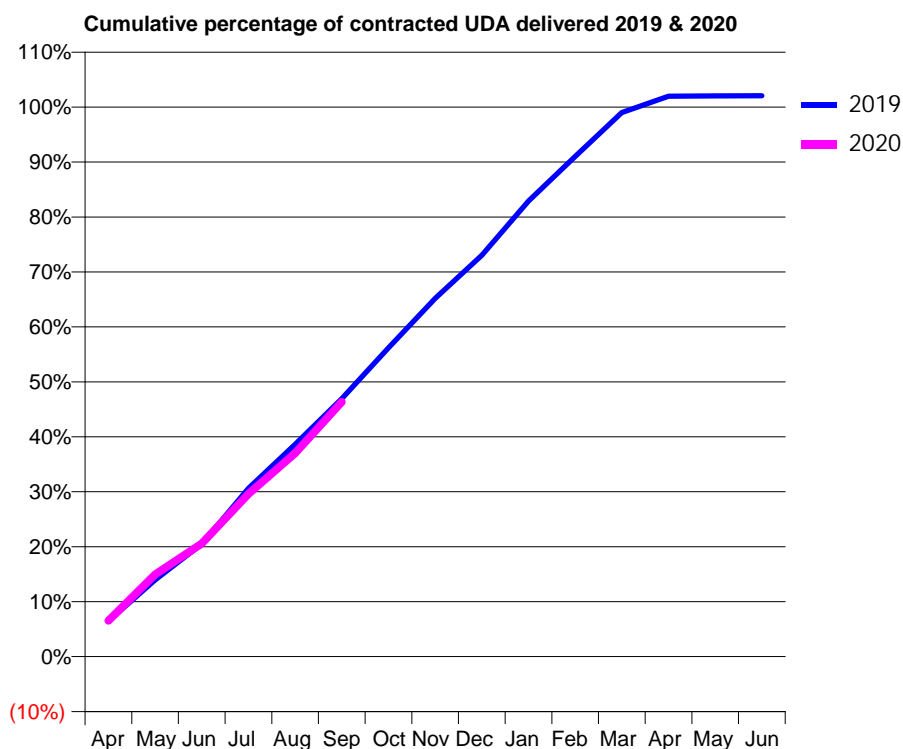
19/20 Contracted general activity (UDA)	21,849
Carry forward general activity (UDA)	-436
19/20 Contracted orthodontic activity (UOA)	0
Carry forward orthodontic activity (UOA)	0
Baseline contract value	£725,216.89

### ACCESS\*

Patients seen in 24 months	Total	Change since previous quarter
Quarter ending September 2018	9,221	
Quarter ending December 2018	9,272	→
Quarter ending March 2019	9,197	→
Quarter ending June 2019	9,224	→
Quarter ending September 2019	9,208	→
<b>Variance since September 2018</b>	<b>(0.1%)</b>	<b>→</b>



### ACTIVITY



Month	Adjusted Scheduled Activity (UDA)	
	2019	2020
April	1,406	1,431
May	3,053	3,271
June	4,478	4,497
July	6,691	6,471
August	8,436	8,088
September	10,255	10,132
October	12,276	
November	14,243	
December	15,959	
January	18,114	
February	19,885	
March	21,632	
April	22,278	
May	22,293	
June	22,297	

### QUALITY

	Quantity	Base Number	Contract	AT	Region	England
% of FP17s for the same patient ID Re-attending within 3 months - Children	96	2,043	4.7%	8.9%	11.3%	11.5%
% of FP17s for the same patient ID Re-attending within 3 months - Adults	413	4,110	10.0%	12.3%	14.7%	15.4%
% of FP17s for the same patient ID Re-attending between 3 & 9 months - Children	1,380	2,043	67.5%	60.2%	60.8%	59.7%
% of FP17s for the same patient ID Re-attending between 3 & 9 months - Adults	1,844	4,110	44.9%	51.1%	52.8%	51.7%
% of FP17s for Band 1 Urgent Courses	278	4,834	5.8%	7.4%	8.2%	9.2%
% of FP17s Relating to Free Repair or Replacements	39	4,834	0.8%	0.8%	0.7%	0.7%
% of FP17s Relating to Continuations	21	4,834	0.4%	0.8%	0.8%	0.8%
% of Patients satisfied with the dentistry they have received	4	4	N/A	94.5%	93.2%	93.5%
% of Patients satisfied with the time they had to wait for an appointment	4	4	N/A	91.1%	88.5%	87.4%

\* This is based on patients treated on this contract for their most recent course of treatment. Figures in italics indicate the base number of FP17s or Patient Questionnaire responses are less than 100. N/A is shown where the base number of responses is less than 10 during the period. % is calculated as Quantity/Base number\*100

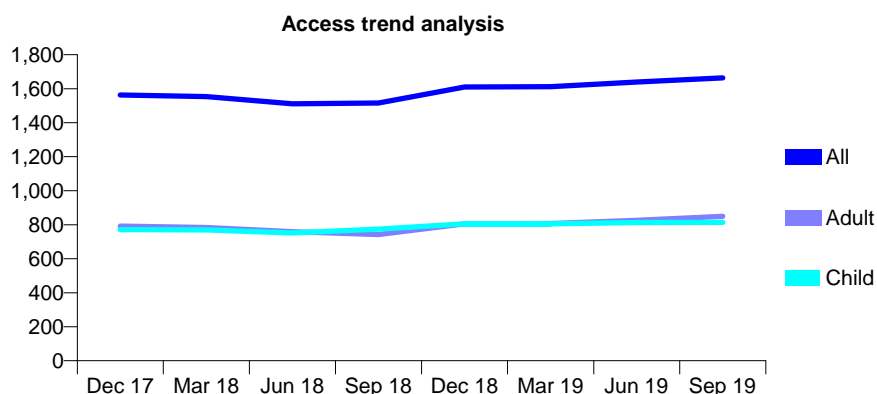
## Q53 - Vital Signs At a Glance Contract Report for 166170/0001 - September 2019

Name or company name	Rubery Dental Surgery Limited
Contract type name	GDS Contract
Purpose of contract	General
Contract start date	01/11/2007
Contract end date	

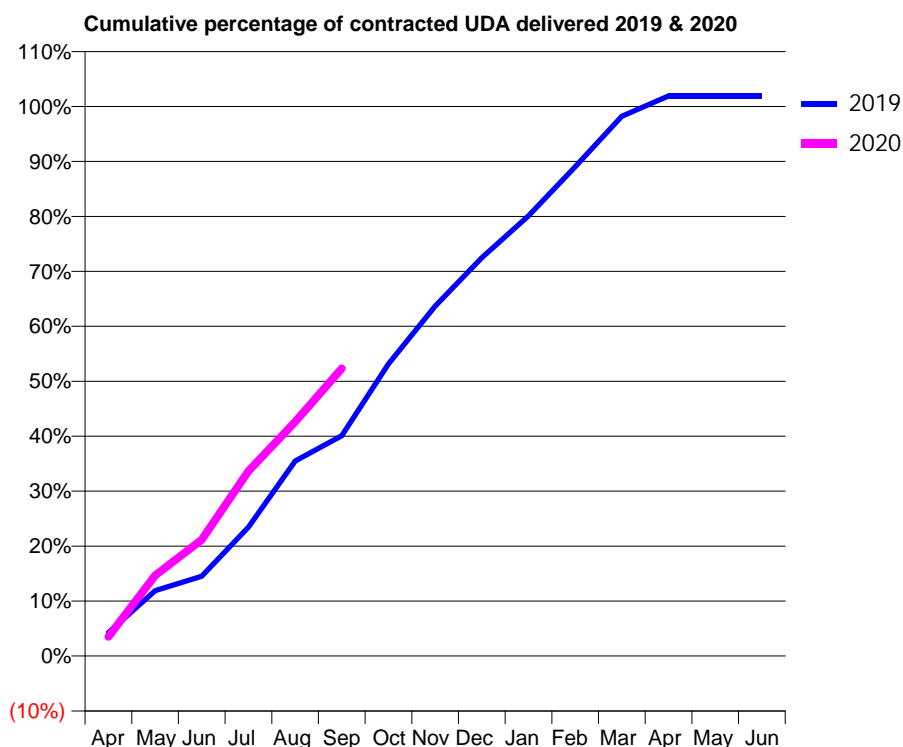
19/20 Contracted general activity (UDA)	7,372
Carry forward general activity (UDA)	-140
19/20 Contracted orthodontic activity (UOA)	0
Carry forward orthodontic activity (UOA)	0
Baseline contract value	£180,594.94

### ACCESS\*

Patients seen in 24 months	Total	Change since previous quarter
Quarter ending September 2018	1,516	
Quarter ending December 2018	1,610	↑
Quarter ending March 2019	1,612	→
Quarter ending June 2019	1,639	→
Quarter ending September 2019	1,663	→
<b>Variance since September 2018</b>	<b>9.7%</b>	<b>↑</b>



### ACTIVITY



Month	Adjusted Scheduled Activity (UDA)	
	2019	2020
April	314	259
May	877	1,082
June	1,071	1,559
July	1,730	2,481
August	2,616	3,143
September	2,954	3,857
October	3,919	
November	4,693	
December	5,344	
January	5,905	
February	6,565	
March	7,241	
April	7,513	
May	7,513	
June	7,513	

### QUALITY

	Quantity	Base Number	Contract	AT	Region	England
% of FP17s for the same patient ID Re-attending within 3 months - Children	31	636	4.9%	8.9%	11.3%	11.5%
% of FP17s for the same patient ID Re-attending within 3 months - Adults	85	665	12.8%	12.3%	14.7%	15.4%
% of FP17s for the same patient ID Re-attending between 3 & 9 months - Children	417	636	65.6%	60.2%	60.8%	59.7%
% of FP17s for the same patient ID Re-attending between 3 & 9 months - Adults	397	665	59.7%	51.1%	52.8%	51.7%
% of FP17s for Band 1 Urgent Courses	66	1,210	5.5%	7.4%	8.2%	9.2%
% of FP17s Relating to Free Repair or Replacements	1	1,210	0.1%	0.8%	0.7%	0.7%
% of FP17s Relating to Continuations	1	1,210	0.1%	0.8%	0.8%	0.8%
% of Patients satisfied with the dentistry they have received	2	2	N/A	94.5%	93.2%	93.5%
% of Patients satisfied with the time they had to wait for an appointment	2	2	N/A	91.1%	88.5%	87.4%

\* This is based on patients treated on this contract for their most recent course of treatment. Figures in italics indicate the base number of FP17s or Patient Questionnaire responses are less than 100. N/A is shown where the base number of responses is less than 10 during the period. % is calculated as Quantity/Base number\*100

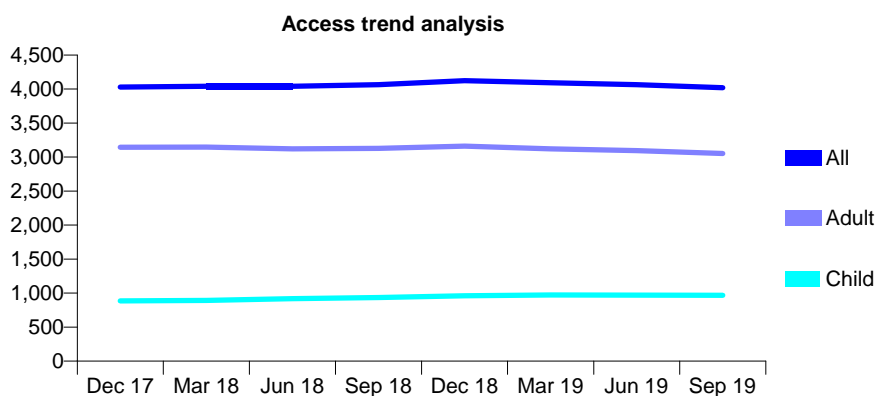
## Q53 - Vital Signs At a Glance Contract Report for 167444/0001 - September 2019

Name or company name	Eachway Dental Practice
Contract type name	GDS Contract
Purpose of contract	General
Contract start date	01/04/2012
Contract end date	

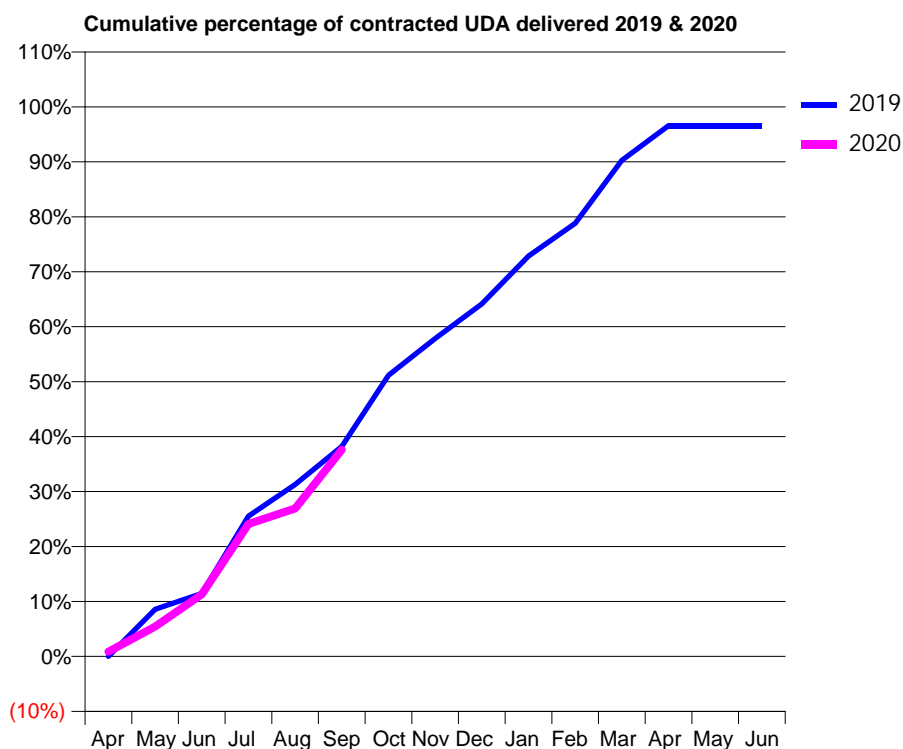
19/20 Contracted general activity (UDA)	9,534
Carry forward general activity (UDA)	325
19/20 Contracted orthodontic activity (UOA)	0
Carry forward orthodontic activity (UOA)	0
Baseline contract value	£224,555.35

### ACCESS\*

Patients seen in 24 months	Total	Change since previous quarter
Quarter ending September 2018	4,063	
Quarter ending December 2018	4,123	→
Quarter ending March 2019	4,093	→
Quarter ending June 2019	4,064	→
Quarter ending September 2019	4,020	↓
<b>Variance since September 2018</b>	<b>(1.1%)</b>	<b>↓</b>



### ACTIVITY



Month	Adjusted Scheduled Activity (UDA)	
	2019	2020
April	0	82
May	819	520
June	1,092	1,077
July	2,435	2,298
August	2,984	2,566
September	3,642	3,584
October	4,875	
November	5,517	
December	6,116	
January	6,947	
February	7,516	
March	8,605	
April	9,207	
May	9,207	
June	9,209	

### QUALITY

	Quantity	Base Number	Contract	AT	Region	England
% of FP17s for the same patient ID Re-attending within 3 months - Children	29	664	4.4%	8.9%	11.3%	11.5%
% of FP17s for the same patient ID Re-attending within 3 months - Adults	218	2,007	10.9%	12.3%	14.7%	15.4%
% of FP17s for the same patient ID Re-attending between 3 & 9 months - Children	413	664	62.2%	60.2%	60.8%	59.7%
% of FP17s for the same patient ID Re-attending between 3 & 9 months - Adults	1,154	2,007	57.5%	51.1%	52.8%	51.7%
% of FP17s for Band 1 Urgent Courses	154	2,339	6.6%	7.4%	8.2%	9.2%
% of FP17s Relating to Free Repair or Replacements	20	2,339	0.9%	0.8%	0.7%	0.7%
% of FP17s Relating to Continuations	13	2,339	0.6%	0.8%	0.8%	0.8%
% of Patients satisfied with the dentistry they have received	0	0	N/A	94.5%	93.2%	93.5%
% of Patients satisfied with the time they had to wait for an appointment	0	0	N/A	91.1%	88.5%	87.4%

\* This is based on patients treated on this contract for their most recent course of treatment.

Figures in italics indicate the base number of FP17s or Patient Questionnaire responses are less than 100. N/A is shown where the base number of responses is less than 10 during the period. % is calculated as Quantity/Base number\*100

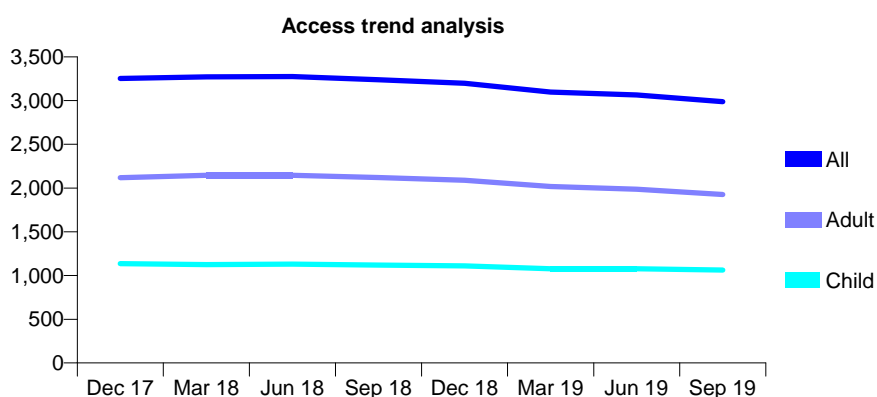
## Q53 - Vital Signs At a Glance Contract Report for 169994/0002 - September 2019

Name or company name	Abbotsbury Court Practice Limited
Contract type name	GDS Contract
Purpose of contract	General
Contract start date	02/09/2012
Contract end date	

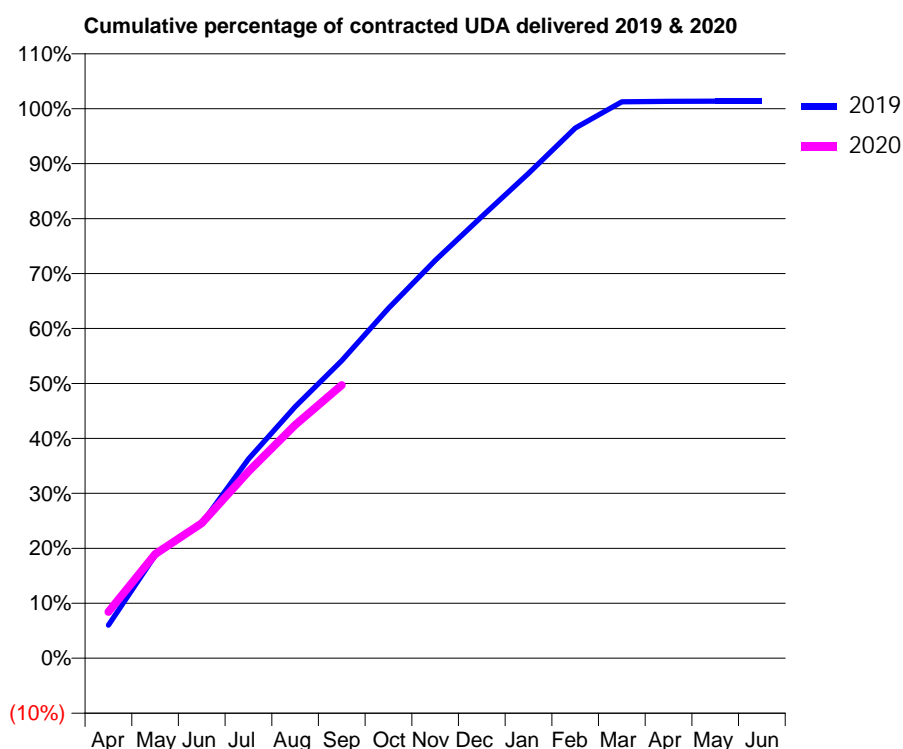
19/20 Contracted general activity (UDA)	6,527
Carry forward general activity (UDA)	-87
19/20 Contracted orthodontic activity (UOA)	0
Carry forward orthodontic activity (UOA)	0
Baseline contract value	£173,634.21

### ACCESS\*

Patients seen in 24 months	Total	Change since previous quarter
Quarter ending September 2018	3,238	
Quarter ending December 2018	3,198	↓
Quarter ending March 2019	3,097	↓
Quarter ending June 2019	3,064	↓
Quarter ending September 2019	2,987	↓
<b>Variance since September 2018</b>	<b>(7.8%)</b>	<b>↓</b>



### ACTIVITY



Month	2019	2020
April	392	550
May	1,222	1,236
June	1,603	1,603
July	2,365	2,219
August	2,988	2,772
September	3,534	3,245
October	4,155	
November	4,724	
December	5,244	
January	5,758	
February	6,296	
March	6,608	
April	6,614	
May	6,615	
June	6,615	

### QUALITY

	Quantity	Base Number	Contract	AT	Region	England
% of FP17s for the same patient ID Re-attending within 3 months - Children	59	865	6.8%	8.9%	11.3%	11.5%
% of FP17s for the same patient ID Re-attending within 3 months - Adults	156	1,203	13.0%	12.3%	14.7%	15.4%
% of FP17s for the same patient ID Re-attending between 3 & 9 months - Children	565	865	65.3%	60.2%	60.8%	59.7%
% of FP17s for the same patient ID Re-attending between 3 & 9 months - Adults	565	1,203	47.0%	51.1%	52.8%	51.7%
% of FP17s for Band 1 Urgent Courses	158	2,056	7.7%	7.4%	8.2%	9.2%
% of FP17s Relating to Free Repair or Replacements	27	2,056	1.3%	0.8%	0.7%	0.7%
% of FP17s Relating to Continuations	9	2,056	0.4%	0.8%	0.8%	0.8%
% of Patients satisfied with the dentistry they have received	1	1	N/A	94.5%	93.2%	93.5%
% of Patients satisfied with the time they had to wait for an appointment	1	1	N/A	91.1%	88.5%	87.4%

\* This is based on patients treated on this contract for their most recent course of treatment.

Figures in italics indicate the base number of FP17s or Patient Questionnaire responses are less than 100. N/A is shown where the base number of responses is less than 10 during the period. % is calculated as Quantity/Base number\*100

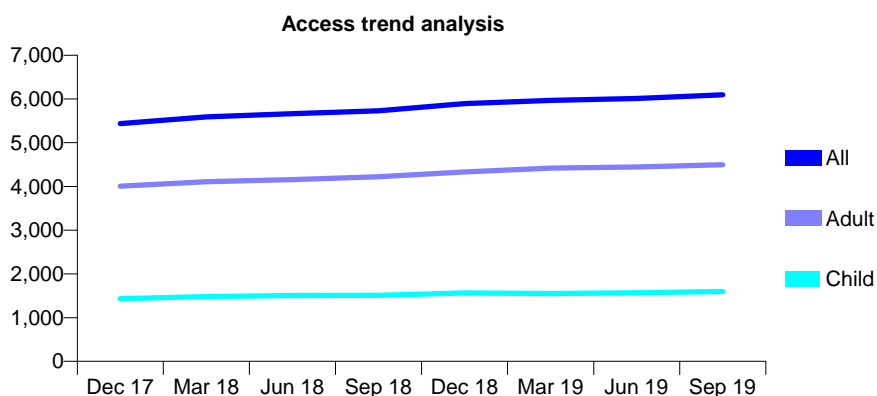
## Q53 - Vital Signs At a Glance Contract Report for 174009/0001 - September 2019

Name or company name	Droitwich Spa Dental Practice
Contract type name	GDS Contract
Purpose of contract	General
Contract start date	01/03/2012
Contract end date	

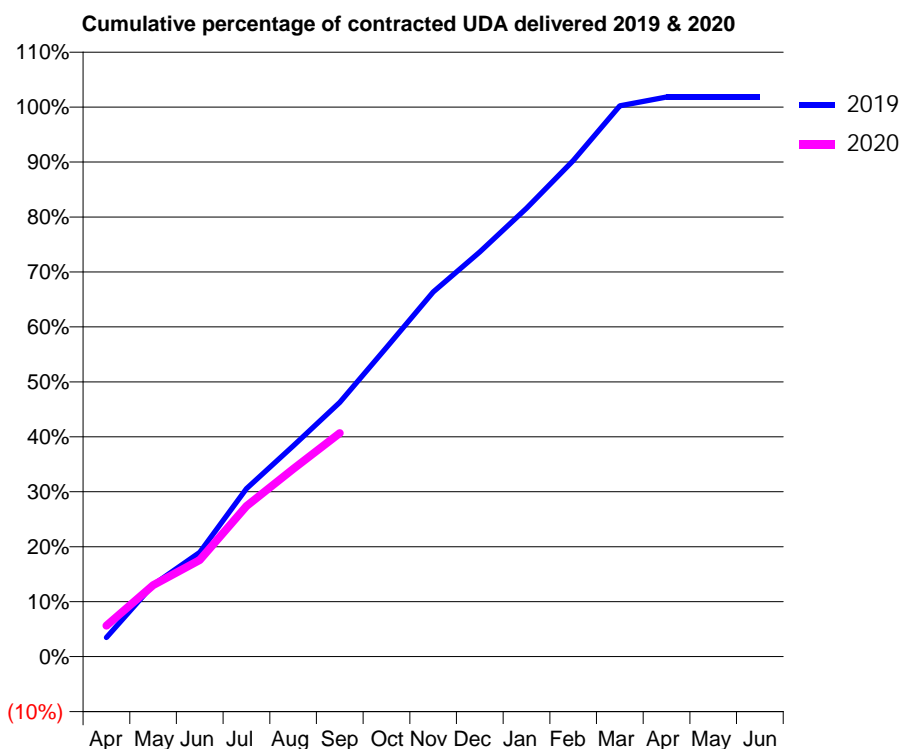
19/20 Contracted general activity (UDA)	17,772
Carry forward general activity (UDA)	-322
19/20 Contracted orthodontic activity (UOA)	0
Carry forward orthodontic activity (UOA)	0
Baseline contract value	£513,221.06

### ACCESS\*

Patients seen in 24 months	Total	Change since previous quarter
Quarter ending September 2018	5,731	
Quarter ending December 2018	5,894	↑
Quarter ending March 2019	5,969	→
Quarter ending June 2019	6,014	→
Quarter ending September 2019	6,096	→
<b>Variance since September 2018</b>	<b>6.4%</b>	<b>↑</b>



### ACTIVITY



Month	Adjusted Scheduled Activity (UDA)	
	2019	2020
April	618	1,004
May	2,323	2,312
June	3,371	3,123
July	5,431	4,865
August	6,817	6,068
September	8,224	7,225
October	10,000	
November	11,795	
December	13,088	
January	14,502	
February	16,043	
March	17,811	
April	18,094	
May	18,094	
June	18,094	

### QUALITY

	Quantity	Base Number	Contract	AT	Region	England
% of FP17s for the same patient ID Re-attending within 3 months - Children	58	1,040	5.6%	8.9%	11.3%	11.5%
% of FP17s for the same patient ID Re-attending within 3 months - Adults	357	2,725	13.1%	12.3%	14.7%	15.4%
% of FP17s for the same patient ID Re-attending between 3 & 9 months - Children	645	1,040	62.0%	60.2%	60.8%	59.7%
% of FP17s for the same patient ID Re-attending between 3 & 9 months - Adults	1,596	2,725	58.6%	51.1%	52.8%	51.7%
% of FP17s for Band 1 Urgent Courses	255	3,206	8.0%	7.4%	8.2%	9.2%
% of FP17s Relating to Free Repair or Replacements	37	3,206	1.2%	0.8%	0.7%	0.7%
% of FP17s Relating to Continuations	25	3,206	0.8%	0.8%	0.8%	0.8%
% of Patients satisfied with the dentistry they have received	5	5	N/A	94.5%	93.2%	93.5%
% of Patients satisfied with the time they had to wait for an appointment	4	5	N/A	91.1%	88.5%	87.4%

\* This is based on patients treated on this contract for their most recent course of treatment. Figures in italics indicate the base number of FP17s or Patient Questionnaire responses are less than 100. N/A is shown where the base number of responses is less than 10 during the period. % is calculated as Quantity/Base number\*100

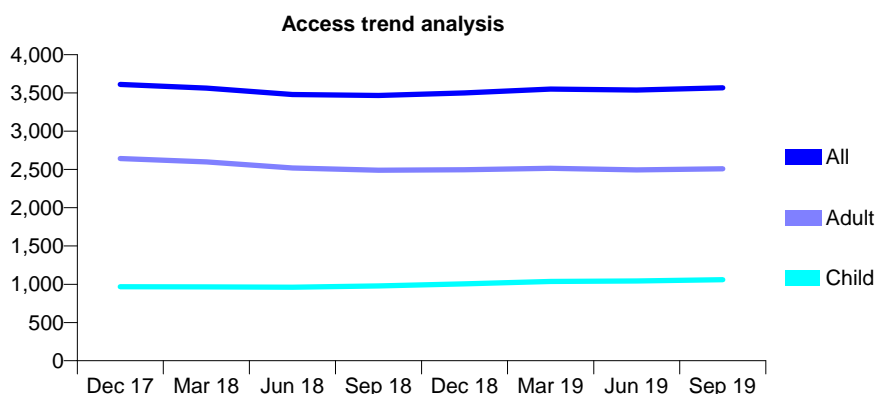
## Q53 - Vital Signs At a Glance Contract Report for 174203/0001 - September 2019

Name or company name	Brighton Villa Dental Practice
Contract type name	GDS Contract
Purpose of contract	General
Contract start date	01/04/2006
Contract end date	

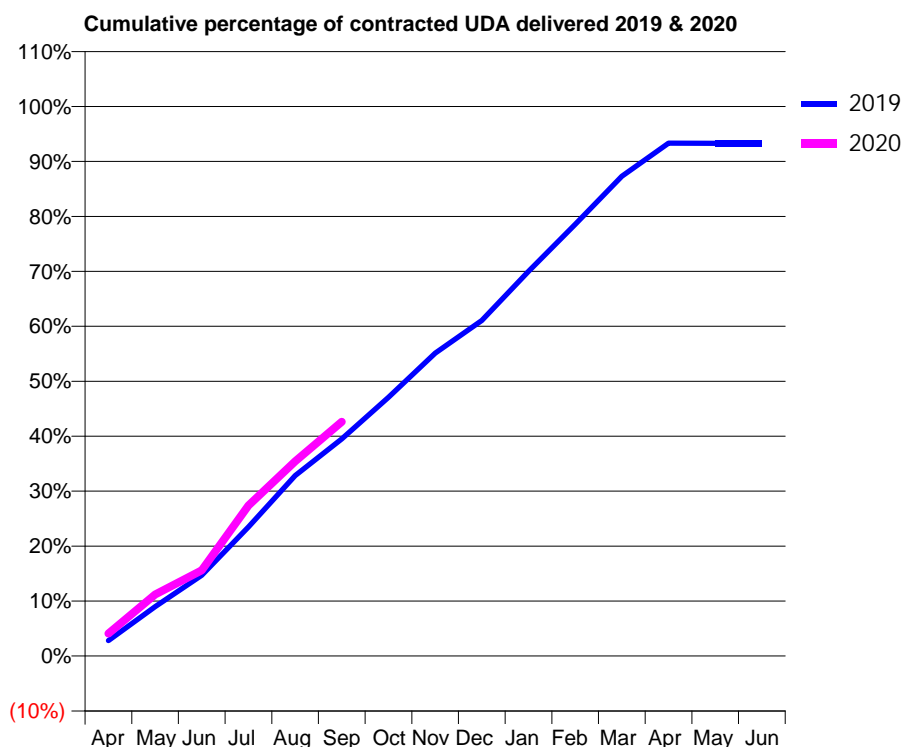
19/20 Contracted general activity (UDA)	10,754
Carry forward general activity (UDA)	0
19/20 Contracted orthodontic activity (UOA)	0
Carry forward orthodontic activity (UOA)	0
Baseline contract value	£270,693.68

### ACCESS\*

Patients seen in 24 months	Total	Change since previous quarter
Quarter ending September 2018	3,467	
Quarter ending December 2018	3,501	→
Quarter ending March 2019	3,552	→
Quarter ending June 2019	3,537	→
Quarter ending September 2019	3,567	→
<b>Variance since September 2018</b>	<b>2.9%</b>	<b>↑</b>



### ACTIVITY



Month	Adjusted Scheduled Activity (UDA)	
	2019	2020
April	305	439
May	966	1,204
June	1,580	1,677
July	2,527	2,945
August	3,532	3,812
September	4,251	4,585
October	5,061	
November	5,928	
December	6,566	
January	7,527	
February	8,448	
March	9,389	
April	10,034	
May	10,033	
June	10,033	

### QUALITY

	Quantity	Base Number	Contract	AT	Region	England
% of FP17s for the same patient ID Re-attending within 3 months - Children	119	943	12.6%	8.9%	11.3%	11.5%
% of FP17s for the same patient ID Re-attending within 3 months - Adults	282	1,926	14.6%	12.3%	14.7%	15.4%
% of FP17s for the same patient ID Re-attending between 3 & 9 months - Children	644	943	68.3%	60.2%	60.8%	59.7%
% of FP17s for the same patient ID Re-attending between 3 & 9 months - Adults	1,260	1,926	65.4%	51.1%	52.8%	51.7%
% of FP17s for Band 1 Urgent Courses	226	2,627	8.6%	7.4%	8.2%	9.2%
% of FP17s Relating to Free Repair or Replacements	23	2,627	0.9%	0.8%	0.7%	0.7%
% of FP17s Relating to Continuations	60	2,627	2.3%	0.8%	0.8%	0.8%
% of Patients satisfied with the dentistry they have received	1	1	N/A	94.5%	93.2%	93.5%
% of Patients satisfied with the time they had to wait for an appointment	0	1	N/A	91.1%	88.5%	87.4%

\* This is based on patients treated on this contract for their most recent course of treatment. Figures in italics indicate the base number of FP17s or Patient Questionnaire responses are less than 100. N/A is shown where the base number of responses is less than 10 during the period. % is calculated as Quantity/Base number\*100

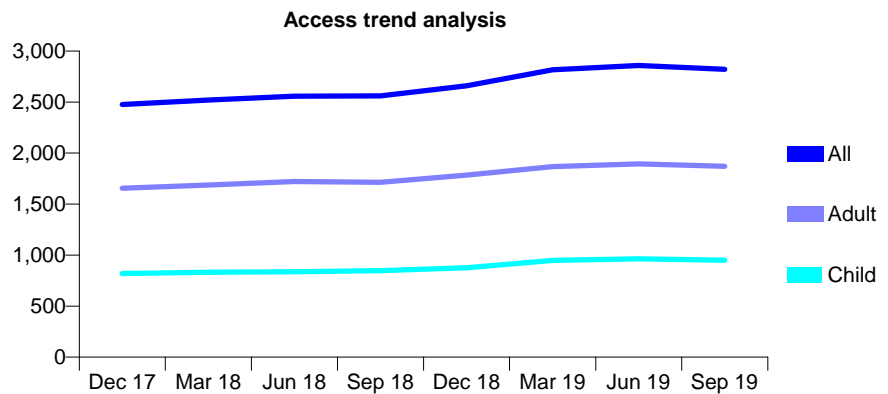
## Q53 - Vital Signs At a Glance Contract Report for 175668/0001 - September 2019

Name or company name	Mr J Arhi
Contract type name	GDS Contract
Purpose of contract	General
Contract start date	01/11/2015
Contract end date	

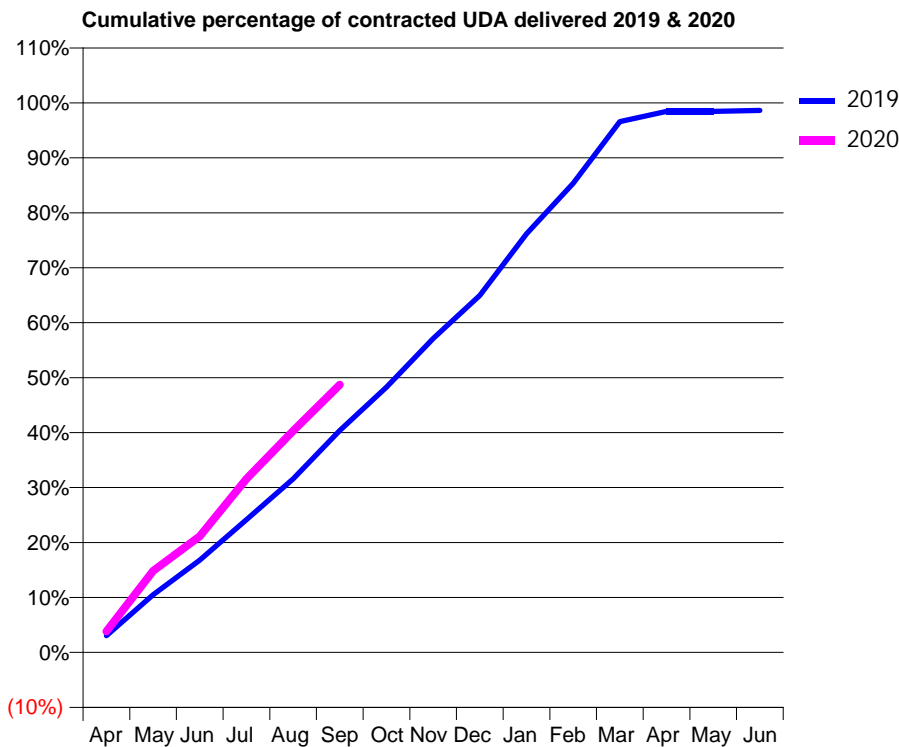
19/20 Contracted general activity (UDA)	7,993
Carry forward general activity (UDA)	110
19/20 Contracted orthodontic activity (UOA)	0
Carry forward orthodontic activity (UOA)	0
Baseline contract value	£203,531.09

### ACCESS\*

Patients seen in 24 months	Total	Change since previous quarter
Quarter ending September 2018	2,561	
Quarter ending December 2018	2,660	↑
Quarter ending March 2019	2,816	↑
Quarter ending June 2019	2,858	→
Quarter ending September 2019	2,821	↓
<b>Variance since September 2018</b>	<b>10.2%</b>	<b>↑</b>



### ACTIVITY



Month	2019	2020
April	243	305
May	839	1,185
June	1,342	1,689
July	1,931	2,525
August	2,525	3,222
September	3,229	3,893
October	3,858	
November	4,568	
December	5,191	
January	6,087	
February	6,822	
March	7,718	
April	7,868	
May	7,868	
June	7,883	

### QUALITY

	Quantity	Base Number	Contract	AT	Region	England
% of FP17s for the same patient ID Re-attending within 3 months - Children	33	716	4.6%	8.9%	11.3%	11.5%
% of FP17s for the same patient ID Re-attending within 3 months - Adults	103	1,167	8.8%	12.3%	14.7%	15.4%
% of FP17s for the same patient ID Re-attending between 3 & 9 months - Children	470	716	65.6%	60.2%	60.8%	59.7%
% of FP17s for the same patient ID Re-attending between 3 & 9 months - Adults	684	1,167	58.6%	51.1%	52.8%	51.7%
% of FP17s for Band 1 Urgent Courses	60	1,783	3.4%	7.4%	8.2%	9.2%
% of FP17s Relating to Free Repair or Replacements	35	1,783	2.0%	0.8%	0.7%	0.7%
% of FP17s Relating to Continuations	7	1,783	0.4%	0.8%	0.8%	0.8%
% of Patients satisfied with the dentistry they have received	1	1	N/A	94.5%	93.2%	93.5%
% of Patients satisfied with the time they had to wait for an appointment	1	1	N/A	91.1%	88.5%	87.4%

\* This is based on patients treated on this contract for their most recent course of treatment. Figures in italics indicate the base number of FP17s or Patient Questionnaire responses are less than 100. N/A is shown where the base number of responses is less than 10 during the period. % is calculated as Quantity/Base number\*100

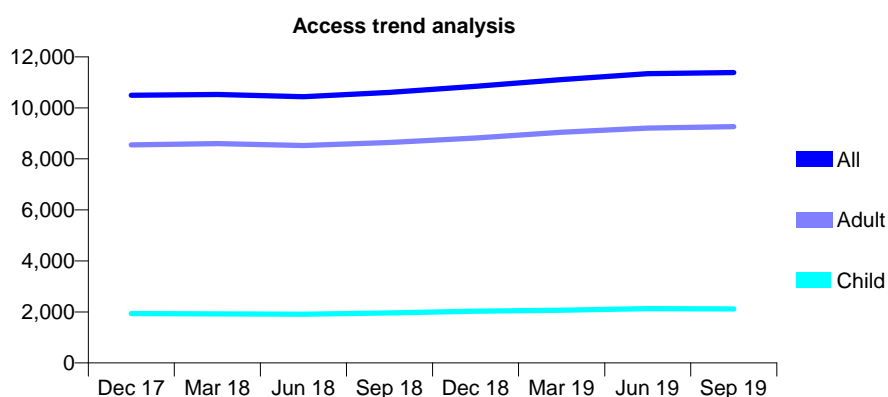
## Q53 - Vital Signs At a Glance Contract Report for 176370/0001 - September 2019

Name or company name	Kyrle Street Dental Practice
Contract type name	Pilot Contract
Purpose of contract	General
Contract start date	01/04/2006
Contract end date	

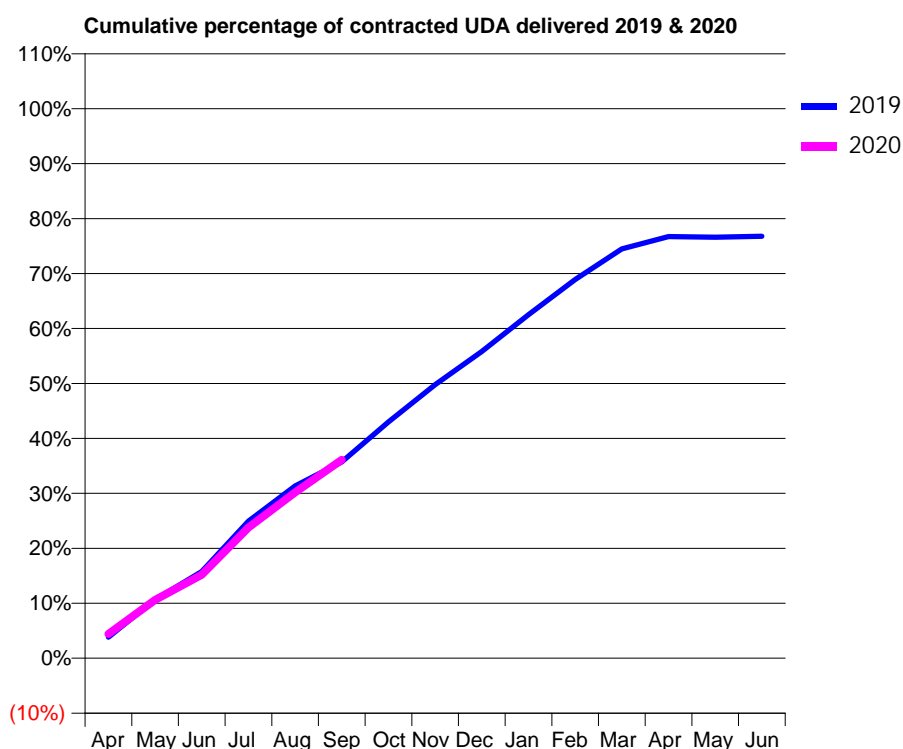
19/20 Contracted general activity (UDA)	29,000
Carry forward general activity (UDA)	0
19/20 Contracted orthodontic activity (UOA)	0
Carry forward orthodontic activity (UOA)	0
Baseline contract value	£776,938.12

### ACCESS\*

Patients seen in 24 months	Total	Change since previous quarter
Quarter ending September 2018	10,607	
Quarter ending December 2018	10,848	↑
Quarter ending March 2019	11,110	↑
Quarter ending June 2019	11,339	↑
Quarter ending September 2019	11,387	→
<b>Variance since September 2018</b>	<b>7.4%</b>	<b>↑</b>



### ACTIVITY



Month	2019	2020
April	1,113	1,283
May	3,094	3,081
June	4,575	4,411
July	7,229	6,893
August	9,098	8,749
September	10,353	10,470
October	12,468	
November	14,434	
December	16,183	
January	18,128	
February	19,988	
March	21,600	
April	22,247	
May	22,216	
June	22,262	

### QUALITY

	Quantity	Base Number	Contract	AT	Region	England
% of FP17s for the same patient ID Re-attending within 3 months - Children	64	1,331	4.8%	8.9%	11.3%	11.5%
% of FP17s for the same patient ID Re-attending within 3 months - Adults	682	5,168	13.2%	12.3%	14.7%	15.4%
% of FP17s for the same patient ID Re-attending between 3 & 9 months - Children	464	1,331	34.9%	60.2%	60.8%	59.7%
% of FP17s for the same patient ID Re-attending between 3 & 9 months - Adults	1,405	5,168	27.2%	51.1%	52.8%	51.7%
% of FP17s for Band 1 Urgent Courses	741	5,675	13.1%	7.4%	8.2%	9.2%
% of FP17s Relating to Free Repair or Replacements	35	5,675	0.6%	0.8%	0.7%	0.7%
% of FP17s Relating to Continuations	13	5,675	0.2%	0.8%	0.8%	0.8%
% of Patients satisfied with the dentistry they have received	3	3	N/A	94.5%	93.2%	93.5%
% of Patients satisfied with the time they had to wait for an appointment	3	3	N/A	91.1%	88.5%	87.4%

\* This is based on patients treated on this contract for their most recent course of treatment.

Figures in italics indicate the base number of FP17s or Patient Questionnaire responses are less than 100. N/A is shown where the base number of responses is less than 10 during the period. % is calculated as Quantity/Base number\*100



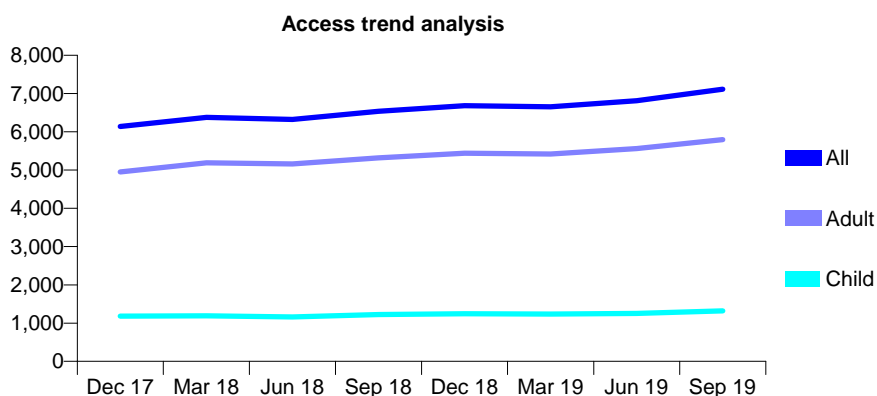
## Q53 - Vital Signs At a Glance Contract Report for 176834/0001 - September 2019

Name or company name	Bewdley Dental Partnership
Contract type name	GDS Contract
Purpose of contract	General
Contract start date	01/02/2009
Contract end date	

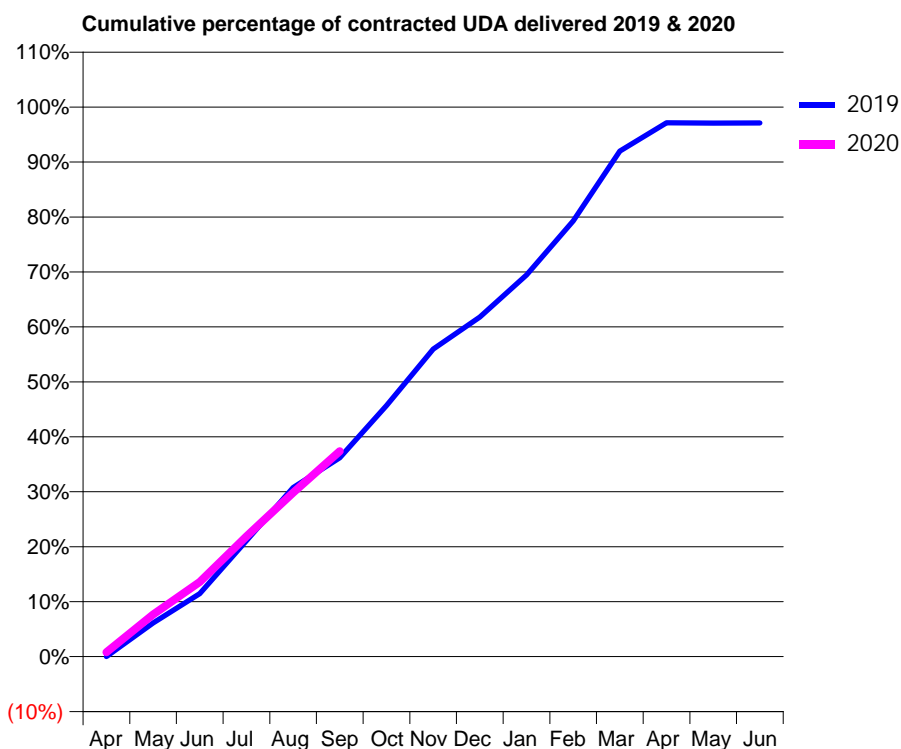
19/20 Contracted general activity (UDA)	20,370
Carry forward general activity (UDA)	590
19/20 Contracted orthodontic activity (UOA)	0
Carry forward orthodontic activity (UOA)	0
Baseline contract value	£685,162.36

### ACCESS\*

Patients seen in 24 months	Total	Change since previous quarter
Quarter ending September 2018	6,539	
Quarter ending December 2018	6,680	↑
Quarter ending March 2019	6,653	→
Quarter ending June 2019	6,814	↑
Quarter ending September 2019	7,112	↑
<b>Variance since September 2018</b>	<b>8.8%</b>	<b>↑</b>



### ACTIVITY



Month	Adjusted Scheduled Activity (UDA)	
	2019	2020
April	3	165
May	1,248	1,564
June	2,336	2,771
July	4,300	4,462
August	6,266	6,079
September	7,375	7,614
October	9,308	
November	11,402	
December	12,581	
January	14,145	
February	16,151	
March	18,738	
April	19,786	
May	19,778	
June	19,780	

### QUALITY

	Quantity	Base Number	Contract	AT	Region	England
% of FP17s for the same patient ID Re-attending within 3 months - Children	52	987	5.3%	8.9%	11.3%	11.5%
% of FP17s for the same patient ID Re-attending within 3 months - Adults	259	3,093	8.4%	12.3%	14.7%	15.4%
% of FP17s for the same patient ID Re-attending between 3 & 9 months - Children	605	987	61.3%	60.2%	60.8%	59.7%
% of FP17s for the same patient ID Re-attending between 3 & 9 months - Adults	1,627	3,093	52.6%	51.1%	52.8%	51.7%
% of FP17s for Band 1 Urgent Courses	124	3,717	3.3%	7.4%	8.2%	9.2%
% of FP17s Relating to Free Repair or Replacements	34	3,717	0.9%	0.8%	0.7%	0.7%
% of FP17s Relating to Continuations	21	3,717	0.6%	0.8%	0.8%	0.8%
% of Patients satisfied with the dentistry they have received	4	5	N/A	94.5%	93.2%	93.5%
% of Patients satisfied with the time they had to wait for an appointment	4	5	N/A	91.1%	88.5%	87.4%

\* This is based on patients treated on this contract for their most recent course of treatment. Figures in italics indicate the base number of FP17s or Patient Questionnaire responses are less than 100. N/A is shown where the base number of responses is less than 10 during the period. % is calculated as Quantity/Base number\*100

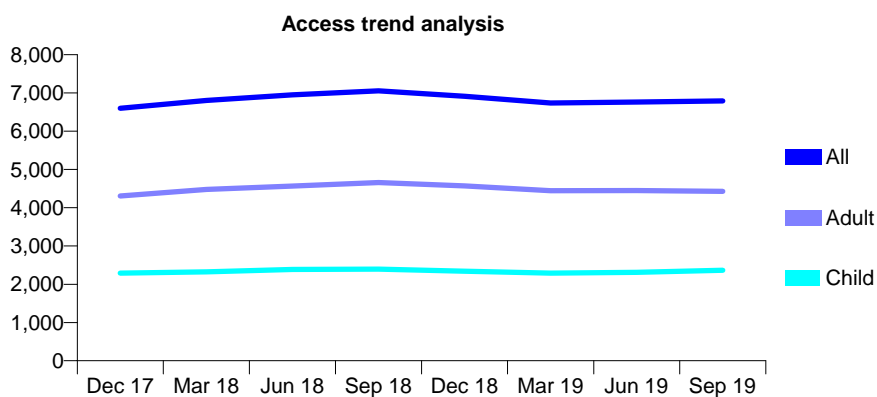
## Q53 - Vital Signs At a Glance Contract Report for 177040/0001 - September 2019

Name or company name	Mr S B Ahmed Mulgund and Mrs S S Mulgu
Contract type name	GDS Contract
Purpose of contract	General
Contract start date	01/12/2014
Contract end date	

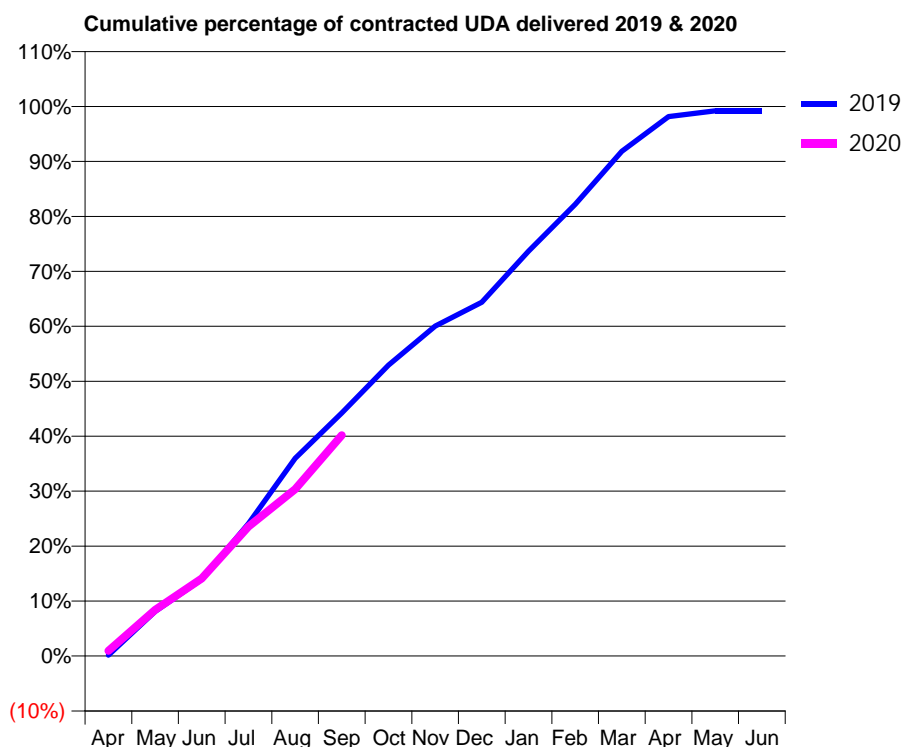
19/20 Contracted general activity (UDA)	14,774
Carry forward general activity (UDA)	114
19/20 Contracted orthodontic activity (UOA)	0
Carry forward orthodontic activity (UOA)	0
Baseline contract value	£397,170.97

### ACCESS\*

Patients seen in 24 months	Total	Change since previous quarter
Quarter ending September 2018	7,055	
Quarter ending December 2018	6,911	↓
Quarter ending March 2019	6,735	↓
Quarter ending June 2019	6,761	→
Quarter ending September 2019	6,793	→
<b>Variance since September 2018</b>	<b>(3.7%)</b>	<b>↓</b>



### ACTIVITY



Month	Adjusted Scheduled Activity (UDA)	
	2019	2020
April	22	143
May	1,200	1,241
June	2,062	2,084
July	3,562	3,481
August	5,316	4,487
September	6,534	5,936
October	7,822	
November	8,870	
December	9,509	
January	10,883	
February	12,146	
March	13,567	
April	14,501	
May	14,659	
June	14,659	

### QUALITY

	Quantity	Base Number	Contract	AT	Region	England
% of FP17s for the same patient ID Re-attending within 3 months - Children	43	1,356	3.2%	8.9%	11.3%	11.5%
% of FP17s for the same patient ID Re-attending within 3 months - Adults	100	2,034	4.9%	12.3%	14.7%	15.4%
% of FP17s for the same patient ID Re-attending between 3 & 9 months - Children	700	1,356	51.6%	60.2%	60.8%	59.7%
% of FP17s for the same patient ID Re-attending between 3 & 9 months - Adults	889	2,034	43.7%	51.1%	52.8%	51.7%
% of FP17s for Band 1 Urgent Courses	22	2,701	0.8%	7.4%	8.2%	9.2%
% of FP17s Relating to Free Repair or Replacements	3	2,701	0.1%	0.8%	0.7%	0.7%
% of FP17s Relating to Continuations	3	2,701	0.1%	0.8%	0.8%	0.8%
% of Patients satisfied with the dentistry they have received	2	2	N/A	94.5%	93.2%	93.5%
% of Patients satisfied with the time they had to wait for an appointment	1	2	N/A	91.1%	88.5%	87.4%

\* This is based on patients treated on this contract for their most recent course of treatment. Figures in italics indicate the base number of FP17s or Patient Questionnaire responses are less than 100. N/A is shown where the base number of responses is less than 10 during the period. % is calculated as Quantity/Base number\*100

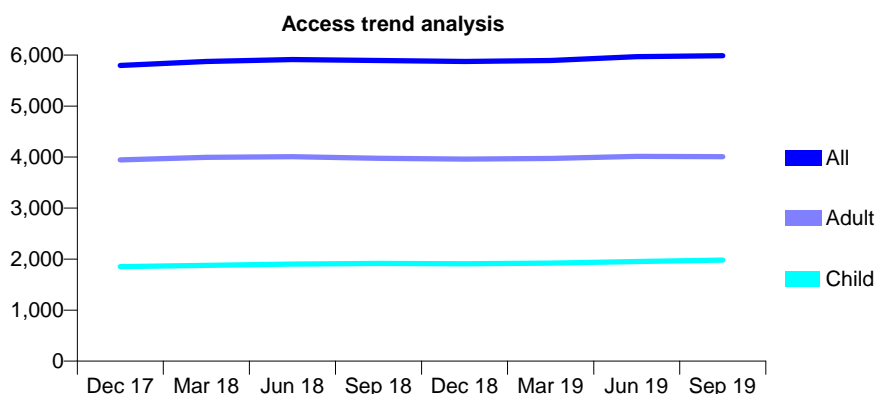
## Q53 - Vital Signs At a Glance Contract Report for 179531/0001 - September 2019

Name or company name	Mr & Mrs Parvis
Contract type name	GDS Contract
Purpose of contract	General and Orthodontic
Contract start date	01/07/2013
Contract end date	

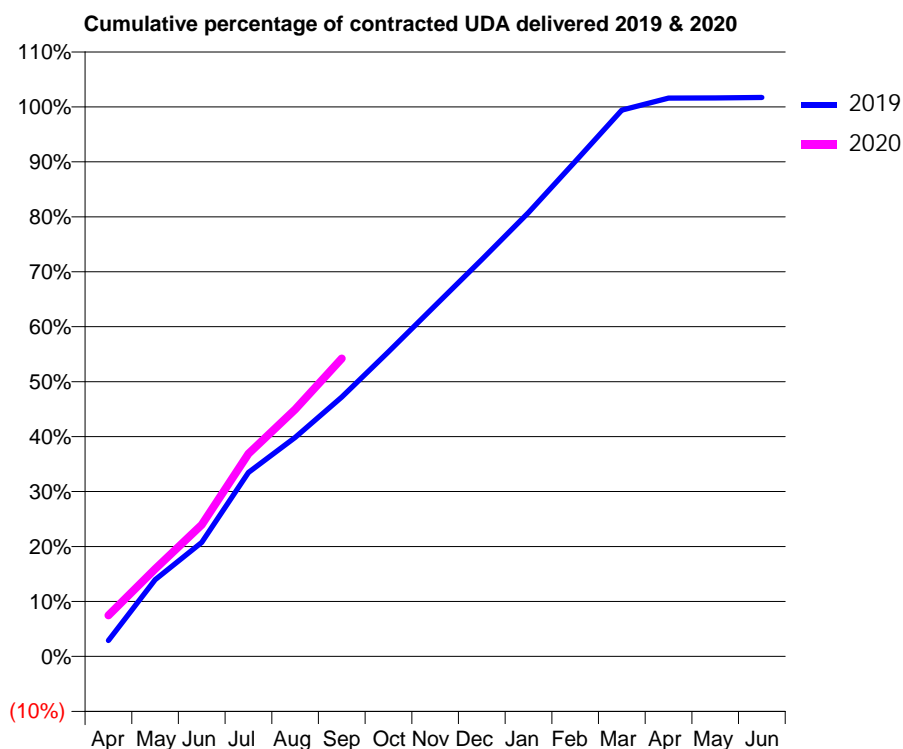
19/20 Contracted general activity (UDA)	14,510
Carry forward general activity (UDA)	-250
19/20 Contracted orthodontic activity (UOA)	106
Carry forward orthodontic activity (UOA)	-1
Baseline contract value	£374,329.67

### ACCESS\*

Patients seen in 24 months	Total	Change since previous quarter
Quarter ending September 2018	5,893	
Quarter ending December 2018	5,873	→
Quarter ending March 2019	5,894	→
Quarter ending June 2019	5,967	→
Quarter ending September 2019	5,989	→
<b>Variance since September 2018</b>	<b>1.6%</b>	<b>→</b>



### ACTIVITY



Month	Adjusted Scheduled Activity (UDA)	
	2019	2020
April	421	1,083
May	2,026	2,310
June	3,011	3,476
July	4,859	5,351
August	5,783	6,522
September	6,848	7,868
October	8,043	
November	9,265	
December	10,479	
January	11,719	
February	13,068	
March	14,424	
April	14,741	
May	14,746	
June	14,760	

### QUALITY

	Quantity	Base Number	Contract	AT	Region	England
% of FP17s for the same patient ID Re-attending within 3 months - Children	113	1,593	7.1%	8.9%	11.3%	11.5%
% of FP17s for the same patient ID Re-attending within 3 months - Adults	292	2,690	10.9%	12.3%	14.7%	15.4%
% of FP17s for the same patient ID Re-attending between 3 & 9 months - Children	1,065	1,593	66.9%	60.2%	60.8%	59.7%
% of FP17s for the same patient ID Re-attending between 3 & 9 months - Adults	1,399	2,690	52.0%	51.1%	52.8%	51.7%
% of FP17s for Band 1 Urgent Courses	173	4,121	4.2%	7.4%	8.2%	9.2%
% of FP17s Relating to Free Repair or Replacements	13	4,121	0.3%	0.8%	0.7%	0.7%
% of FP17s Relating to Continuations	4	4,121	0.1%	0.8%	0.8%	0.8%
% of Patients satisfied with the dentistry they have received	2	3	N/A	94.5%	93.2%	93.5%
% of Patients satisfied with the time they had to wait for an appointment	3	3	N/A	91.1%	88.5%	87.4%

\* This is based on patients treated on this contract for their most recent course of treatment. Figures in italics indicate the base number of FP17s or Patient Questionnaire responses are less than 100. N/A is shown where the base number of responses is less than 10 during the period. % is calculated as Quantity/Base number\*100

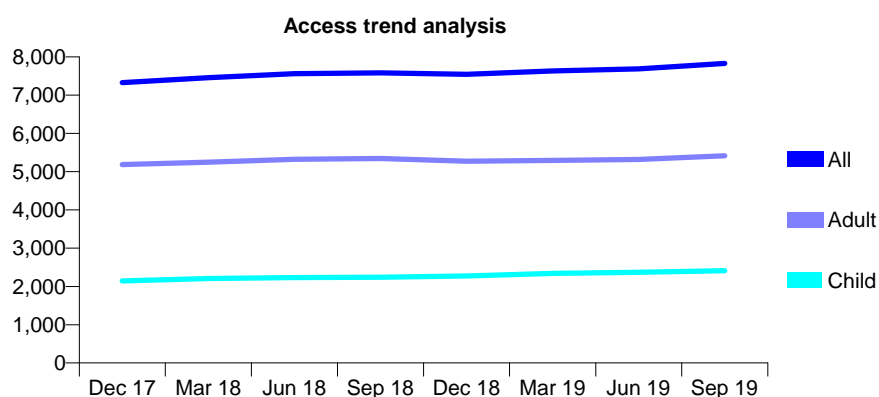
## Q53 - Vital Signs At a Glance Contract Report for 179531/0002 - September 2019

Name or company name	Mr & Mrs Parvis
Contract type name	GDS Contract
Purpose of contract	General and Orthodontic
Contract start date	01/07/2013
Contract end date	

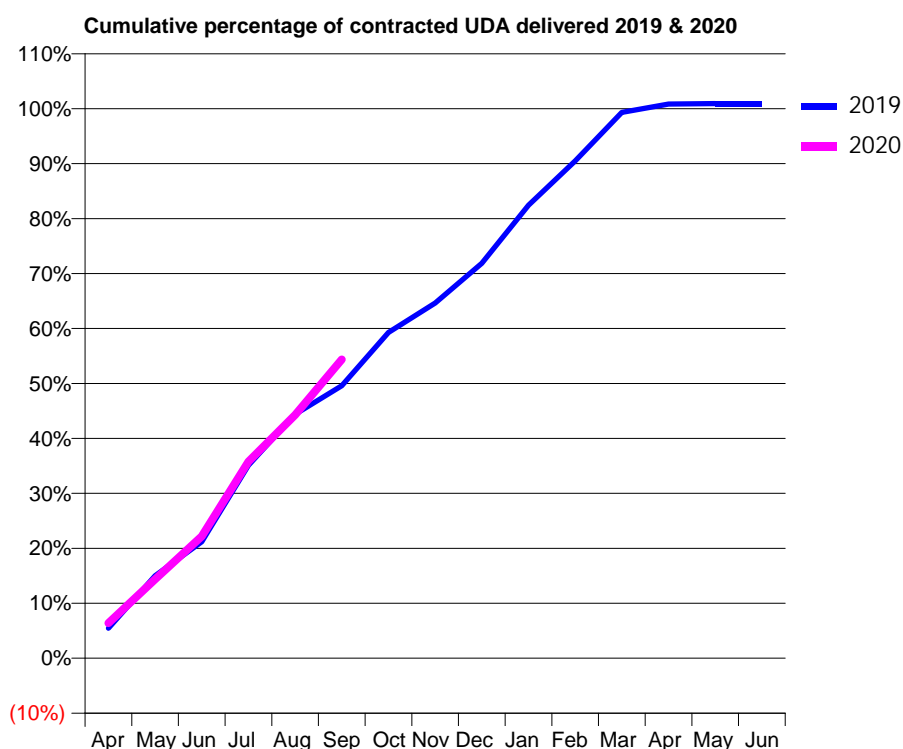
19/20 Contracted general activity (UDA)	16,334
Carry forward general activity (UDA)	-148
19/20 Contracted orthodontic activity (UOA)	264
Carry forward orthodontic activity (UOA)	6
Baseline contract value	£443,340.46

### ACCESS\*

Patients seen in 24 months	Total	Change since previous quarter
Quarter ending September 2018	7,583	
Quarter ending December 2018	7,546	→
Quarter ending March 2019	7,633	→
Quarter ending June 2019	7,688	→
Quarter ending September 2019	7,826	→
<b>Variance since September 2018</b>	<b>3.2%</b>	<b>↑</b>



### ACTIVITY



Month	2019	2020
April	894	1,044
May	2,453	2,350
June	3,464	3,620
July	5,733	5,845
August	7,252	7,231
September	8,099	8,882
October	9,681	
November	10,559	
December	11,740	
January	13,464	
February	14,782	
March	16,223	
April	16,471	
May	16,484	
June	16,482	

### QUALITY

	Quantity	Base Number	Contract	AT	Region	England
% of FP17s for the same patient ID Re-attending within 3 months - Children	113	1,907	5.9%	8.9%	11.3%	11.5%
% of FP17s for the same patient ID Re-attending within 3 months - Adults	381	3,621	10.5%	12.3%	14.7%	15.4%
% of FP17s for the same patient ID Re-attending between 3 & 9 months - Children	1,226	1,907	64.3%	60.2%	60.8%	59.7%
% of FP17s for the same patient ID Re-attending between 3 & 9 months - Adults	1,840	3,621	50.8%	51.1%	52.8%	51.7%
% of FP17s for Band 1 Urgent Courses	260	5,020	5.2%	7.4%	8.2%	9.2%
% of FP17s Relating to Free Repair or Replacements	16	5,020	0.3%	0.8%	0.7%	0.7%
% of FP17s Relating to Continuations	5	5,020	0.1%	0.8%	0.8%	0.8%
% of Patients satisfied with the dentistry they have received	4	4	N/A	94.5%	93.2%	93.5%
% of Patients satisfied with the time they had to wait for an appointment	4	4	N/A	91.1%	88.5%	87.4%

\* This is based on patients treated on this contract for their most recent course of treatment.

Figures in italics indicate the base number of FP17s or Patient Questionnaire responses are less than 100. N/A is shown where the base number of responses is less than 10 during the period. % is calculated as Quantity/Base number\*100

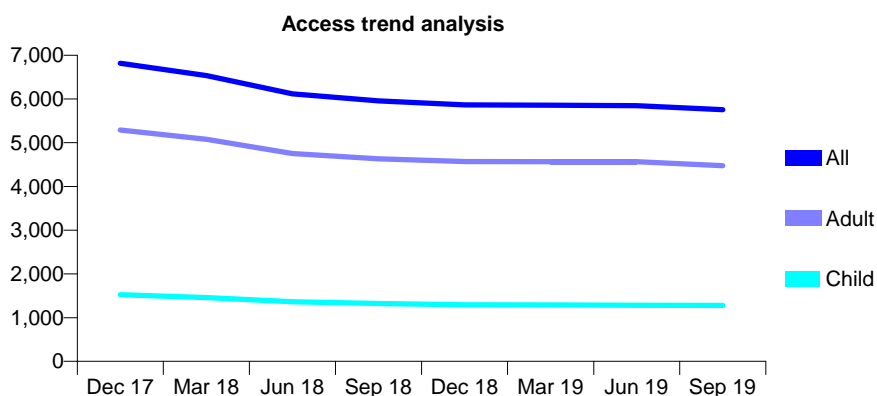
## Q53 - Vital Signs At a Glance Contract Report for 180122/0002 - September 2019

Name or company name	IDH Limited
Contract type name	GDS Contract
Purpose of contract	General
Contract start date	01/09/2008
Contract end date	

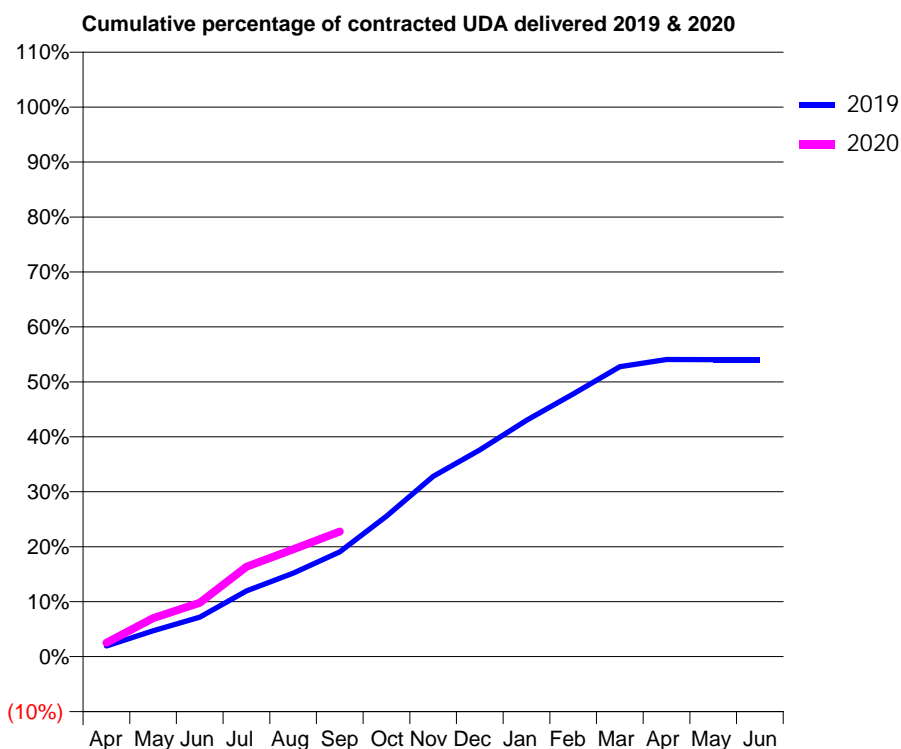
19/20 Contracted general activity (UDA)	24,615
Carry forward general activity (UDA)	0
19/20 Contracted orthodontic activity (UOA)	0
Carry forward orthodontic activity (UOA)	0
Baseline contract value	£739,622.75

### ACCESS\*

Patients seen in 24 months	Total	Change since previous quarter
Quarter ending September 2018	5,954	
Quarter ending December 2018	5,867	↓
Quarter ending March 2019	5,857	→
Quarter ending June 2019	5,850	→
Quarter ending September 2019	5,754	↓
<b>Variance since September 2018</b>	<b>(3.4%)</b>	<b>↓</b>



### ACTIVITY



Month	Adjusted Scheduled Activity (UDA)	
	2019	2020
April	474	625
May	1,164	1,722
June	1,767	2,418
July	2,940	4,025
August	3,742	4,805
September	4,693	5,608
October	6,293	
November	8,071	
December	9,259	
January	10,579	
February	11,768	
March	12,983	
April	13,313	
May	13,301	
June	13,301	

### QUALITY

	Quantity	Base Number	Contract	AT	Region	England
% of FP17s for the same patient ID Re-attending within 3 months - Children	34	831	4.1%	8.9%	11.3%	11.5%
% of FP17s for the same patient ID Re-attending within 3 months - Adults	234	2,531	9.2%	12.3%	14.7%	15.4%
% of FP17s for the same patient ID Re-attending between 3 & 9 months - Children	481	831	57.9%	60.2%	60.8%	59.7%
% of FP17s for the same patient ID Re-attending between 3 & 9 months - Adults	1,250	2,531	49.4%	51.1%	52.8%	51.7%
% of FP17s for Band 1 Urgent Courses	209	3,176	6.6%	7.4%	8.2%	9.2%
% of FP17s Relating to Free Repair or Replacements	12	3,176	0.4%	0.8%	0.7%	0.7%
% of FP17s Relating to Continuations	20	3,176	0.6%	0.8%	0.8%	0.8%
% of Patients satisfied with the dentistry they have received	0	0	N/A	94.5%	93.2%	93.5%
% of Patients satisfied with the time they had to wait for an appointment	0	0	N/A	91.1%	88.5%	87.4%

\* This is based on patients treated on this contract for their most recent course of treatment. Figures in italics indicate the base number of FP17s or Patient Questionnaire responses are less than 100. N/A is shown where the base number of responses is less than 10 during the period. % is calculated as Quantity/Base number\*100

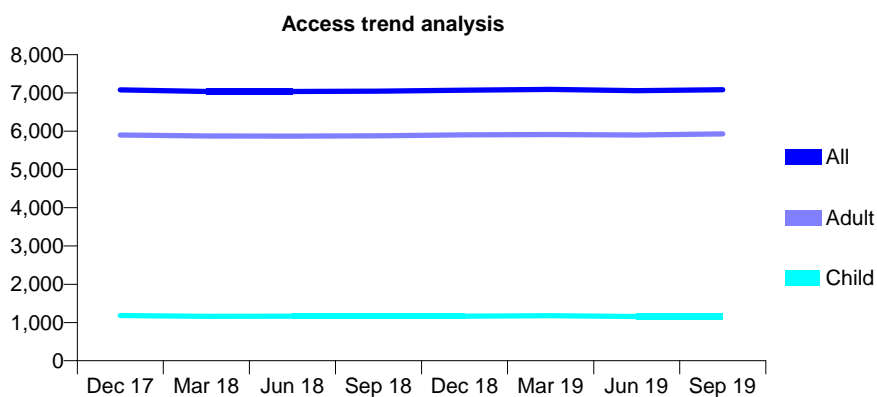
## Q53 - Vital Signs At a Glance Contract Report for 180793/0001 - September 2019

Name or company name	Coleshill Smile Care Limited
Contract type name	GDS Contract
Purpose of contract	General
Contract start date	01/04/2014
Contract end date	

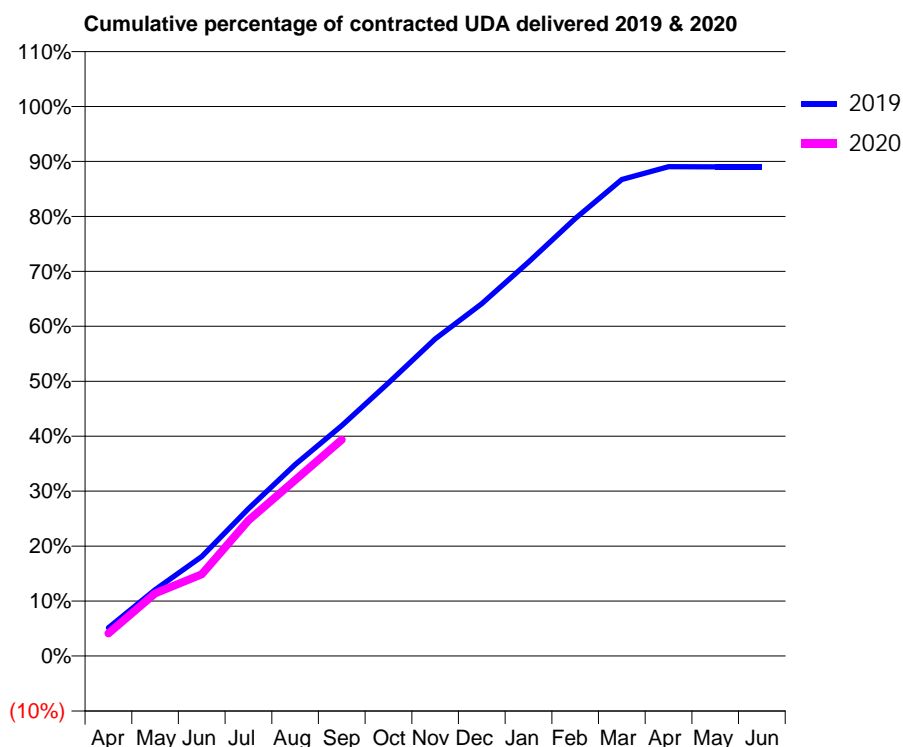
19/20 Contracted general activity (UDA)	20,993
Carry forward general activity (UDA)	0
19/20 Contracted orthodontic activity (UOA)	0
Carry forward orthodontic activity (UOA)	0
Baseline contract value	£621,859.42

### ACCESS\*

Patients seen in 24 months	Total	Change since previous quarter
Quarter ending September 2018	7,045	
Quarter ending December 2018	7,071	→
Quarter ending March 2019	7,091	→
Quarter ending June 2019	7,057	→
Quarter ending September 2019	7,086	→
<b>Variance since September 2018</b>	<b>0.6%</b>	<b>→</b>



### ACTIVITY



Month	Adjusted Scheduled Activity (UDA)	
	2019	2020
April	1,083	866
May	2,533	2,393
June	3,802	3,118
July	5,627	5,185
August	7,315	6,722
September	8,800	8,265
October	10,435	
November	12,113	
December	13,462	
January	15,047	
February	16,712	
March	18,205	
April	18,694	
May	18,690	
June	18,681	

### QUALITY

	Quantity	Base Number	Contract	AT	Region	England
% of FP17s for the same patient ID Re-attending within 3 months - Children	37	827	4.5%	8.9%	11.3%	11.5%
% of FP17s for the same patient ID Re-attending within 3 months - Adults	625	4,387	14.2%	12.3%	14.7%	15.4%
% of FP17s for the same patient ID Re-attending between 3 & 9 months - Children	498	827	60.2%	60.2%	60.8%	59.7%
% of FP17s for the same patient ID Re-attending between 3 & 9 months - Adults	2,501	4,387	57.0%	51.1%	52.8%	51.7%
% of FP17s for Band 1 Urgent Courses	583	4,960	11.8%	7.4%	8.2%	9.2%
% of FP17s Relating to Free Repair or Replacements	70	4,960	1.4%	0.8%	0.7%	0.7%
% of FP17s Relating to Continuations	36	4,960	0.7%	0.8%	0.8%	0.8%
% of Patients satisfied with the dentistry they have received	3	3	N/A	94.5%	93.2%	93.5%
% of Patients satisfied with the time they had to wait for an appointment	3	3	N/A	91.1%	88.5%	87.4%

\* This is based on patients treated on this contract for their most recent course of treatment.

Figures in italics indicate the base number of FP17s or Patient Questionnaire responses are less than 100. N/A is shown where the base number of responses is less than 10 during the period. % is calculated as Quantity/Base number\*100

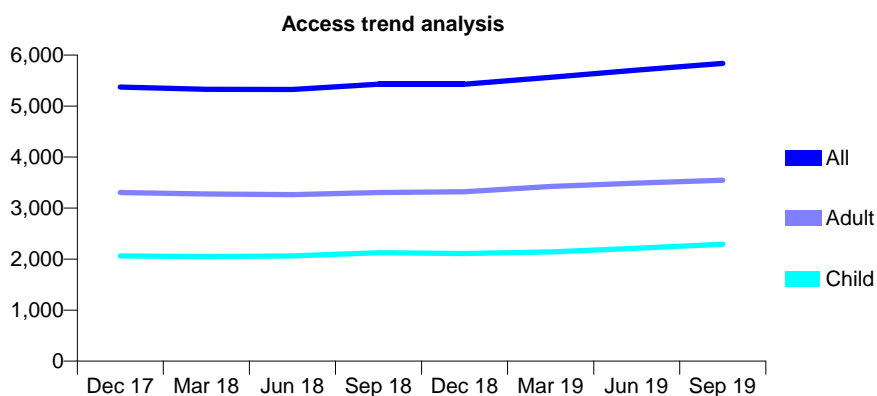
## Q53 - Vital Signs At a Glance Contract Report for 181307/0001 - September 2019

Name or company name	Willenhall Dental Care
Contract type name	GDS Contract
Purpose of contract	General
Contract start date	01/09/2011
Contract end date	

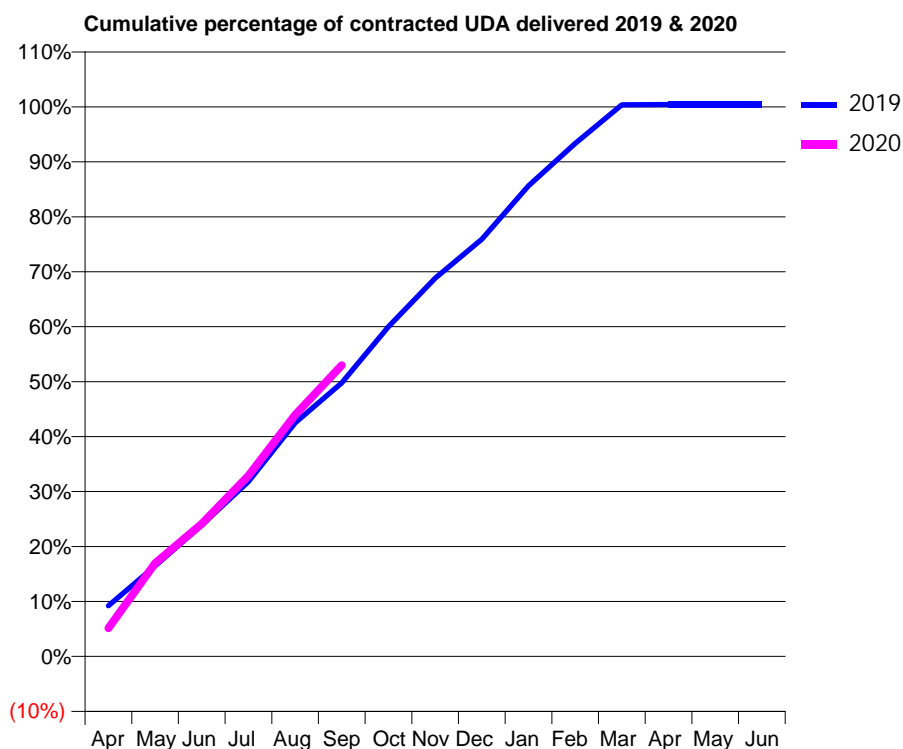
19/20 Contracted general activity (UDA)	12,679
Carry forward general activity (UDA)	-55
19/20 Contracted orthodontic activity (UOA)	0
Carry forward orthodontic activity (UOA)	0
Baseline contract value	£328,070.38

### ACCESS\*

Patients seen in 24 months	Total	Change since previous quarter
Quarter ending September 2018	5,429	
Quarter ending December 2018	5,430	→
Quarter ending March 2019	5,564	↑
Quarter ending June 2019	5,705	↑
Quarter ending September 2019	5,837	↑
<b>Variance since September 2018</b>	<b>7.5%</b>	<b>↑</b>



### ACTIVITY



Month	Adjusted Scheduled Activity (UDA)	
	2019	2020
April	1,170	653
May	2,087	2,152
June	3,029	3,059
July	4,037	4,170
August	5,388	5,573
September	6,313	6,717
October	7,606	
November	8,726	
December	9,624	
January	10,856	
February	11,834	
March	12,725	
April	12,734	
May	12,734	
June	12,734	

### QUALITY

	Quantity	Base Number	Contract	AT	Region	England
% of FP17s for the same patient ID Re-attending within 3 months - Children	12	1,592	0.8%	8.9%	11.3%	11.5%
% of FP17s for the same patient ID Re-attending within 3 months - Adults	27	2,089	1.3%	12.3%	14.7%	15.4%
% of FP17s for the same patient ID Re-attending between 3 & 9 months - Children	954	1,592	59.9%	60.2%	60.8%	59.7%
% of FP17s for the same patient ID Re-attending between 3 & 9 months - Adults	1,209	2,089	57.9%	51.1%	52.8%	51.7%
% of FP17s for Band 1 Urgent Courses	16	3,673	0.4%	7.4%	8.2%	9.2%
% of FP17s Relating to Free Repair or Replacements	0	3,673	0.0%	0.8%	0.7%	0.7%
% of FP17s Relating to Continuations	0	3,673	0.0%	0.8%	0.8%	0.8%
% of Patients satisfied with the dentistry they have received	3	3	N/A	94.5%	93.2%	93.5%
% of Patients satisfied with the time they had to wait for an appointment	3	3	N/A	91.1%	88.5%	87.4%

\* This is based on patients treated on this contract for their most recent course of treatment. Figures in italics indicate the base number of FP17s or Patient Questionnaire responses are less than 100. N/A is shown where the base number of responses is less than 10 during the period. % is calculated as Quantity/Base number\*100

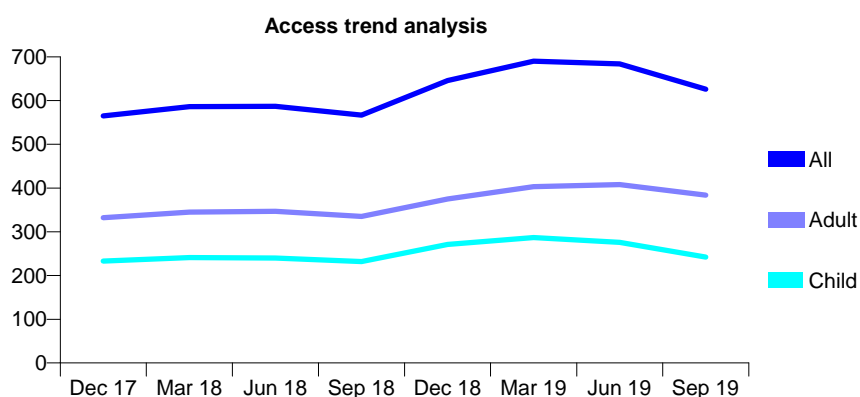
## Q53 - Vital Signs At a Glance Contract Report for 182109/0001 - September 2019

Name or company name	Evesham Place Limited
Contract type name	GDS Contract
Purpose of contract	General
Contract start date	01/04/2015
Contract end date	

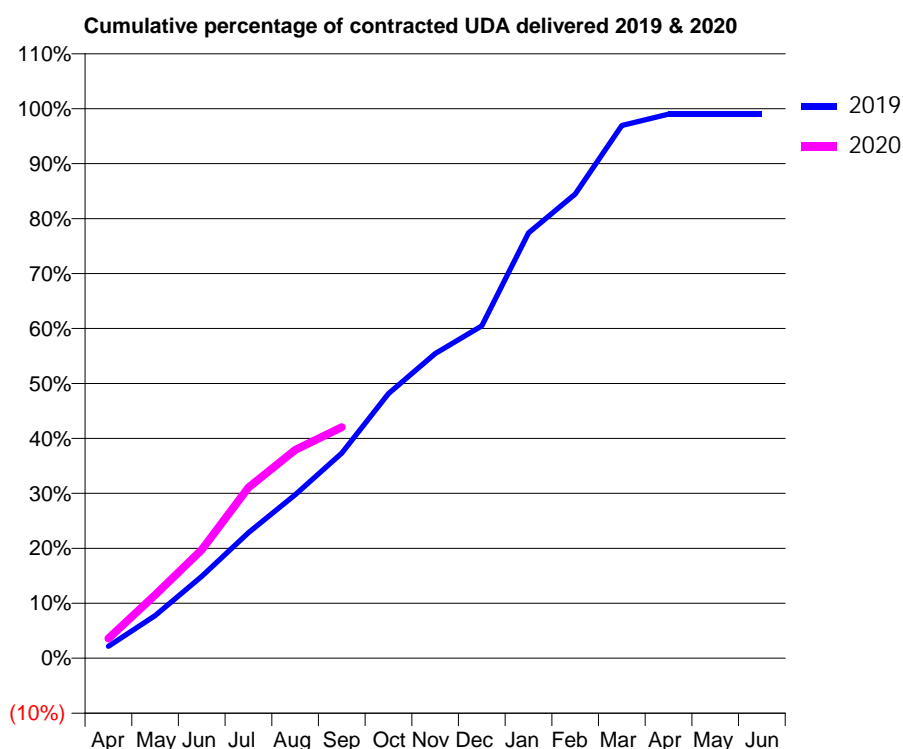
19/20 Contracted general activity (UDA)	1,452
Carry forward general activity (UDA)	14
19/20 Contracted orthodontic activity (UOA)	0
Carry forward orthodontic activity (UOA)	0
Baseline contract value	£36,661.27

### ACCESS\*

Patients seen in 24 months	Total	Change since previous quarter
Quarter ending September 2018	567	
Quarter ending December 2018	646	↑
Quarter ending March 2019	690	↑
Quarter ending June 2019	684	→
Quarter ending September 2019	626	↓
<b>Variance since September 2018</b>	<b>10.4%</b>	<b>↑</b>



### ACTIVITY



Month	2019	2020
April	32	52
May	113	167
June	216	287
July	332	451
August	432	550
September	542	610
October	699	
November	805	
December	878	
January	1,124	
February	1,226	
March	1,407	
April	1,438	
May	1,438	
June	1,438	

### QUALITY

	Quantity	Base Number	Contract	AT	Region	England
% of FP17s for the same patient ID Re-attending within 3 months - Children	9	182	4.9%	8.9%	11.3%	11.5%
% of FP17s for the same patient ID Re-attending within 3 months - Adults	18	213	8.5%	12.3%	14.7%	15.4%
% of FP17s for the same patient ID Re-attending between 3 & 9 months - Children	106	182	58.2%	60.2%	60.8%	59.7%
% of FP17s for the same patient ID Re-attending between 3 & 9 months - Adults	79	213	37.1%	51.1%	52.8%	51.7%
% of FP17s for Band 1 Urgent Courses	17	385	4.4%	7.4%	8.2%	9.2%
% of FP17s Relating to Free Repair or Replacements	0	385	0.0%	0.8%	0.7%	0.7%
% of FP17s Relating to Continuations	7	385	1.8%	0.8%	0.8%	0.8%
% of Patients satisfied with the dentistry they have received	2	2	N/A	94.5%	93.2%	93.5%
% of Patients satisfied with the time they had to wait for an appointment	2	2	N/A	91.1%	88.5%	87.4%

\* This is based on patients treated on this contract for their most recent course of treatment.

Figures in italics indicate the base number of FP17s or Patient Questionnaire responses are less than 100. N/A is shown where the base number of responses is less than 10 during the period. % is calculated as Quantity/Base number\*100



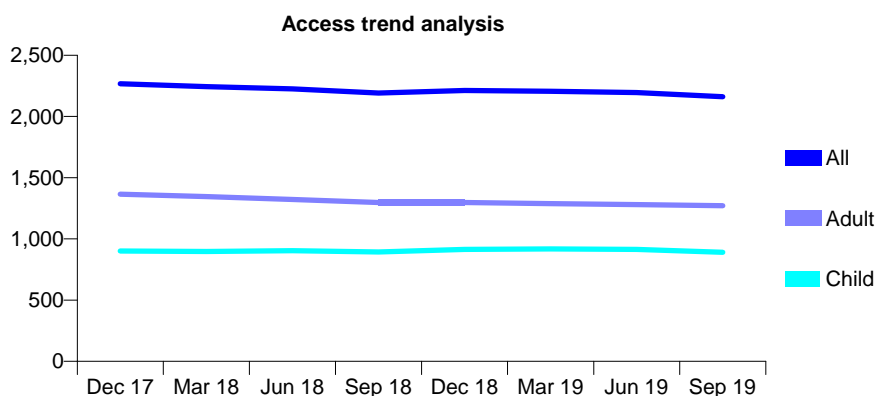
## Q53 - Vital Signs At a Glance Contract Report for 187860/0001 - September 2019

Name or company name	Collins House Dental Surgery
Contract type name	GDS Contract
Purpose of contract	General
Contract start date	01/04/2006
Contract end date	

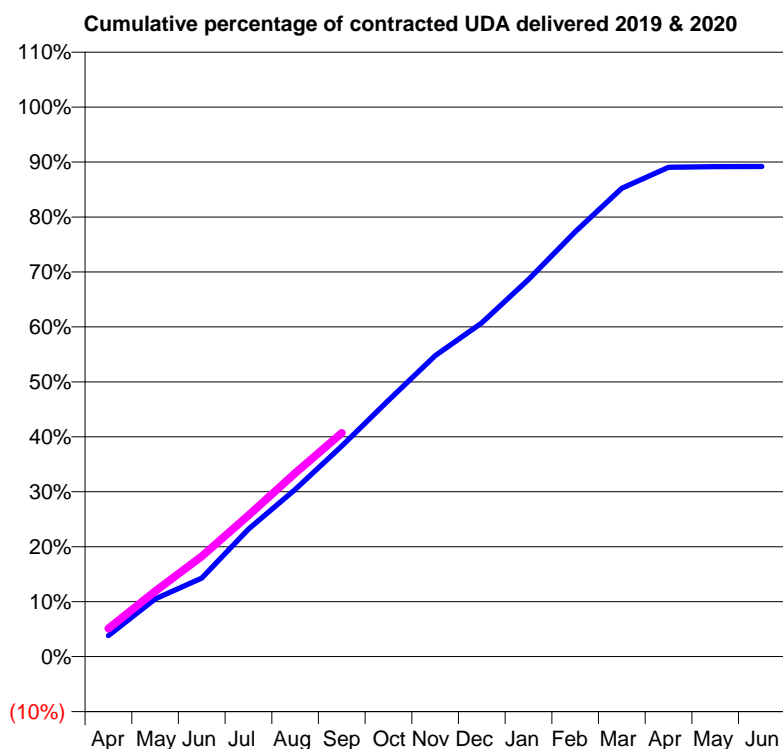
19/20 Contracted general activity (UDA)	7,000
Carry forward general activity (UDA)	0
19/20 Contracted orthodontic activity (UOA)	0
Carry forward orthodontic activity (UOA)	0
Baseline contract value	£214,090.34

### ACCESS\*

Patients seen in 24 months	Total	Change since previous quarter
Quarter ending September 2018	2,191	
Quarter ending December 2018	2,212	→
Quarter ending March 2019	2,206	→
Quarter ending June 2019	2,195	→
Quarter ending September 2019	2,162	↓
<b>Variance since September 2018</b>	<b>(1.3%)</b>	<b>↓</b>



### ACTIVITY



Month	Adjusted Scheduled Activity (UDA)	
	2019	2020
April	269	357
May	734	834
June	999	1,279
July	1,623	1,799
August	2,130	2,336
September	2,681	2,850
October	3,266	
November	3,833	
December	4,251	
January	4,804	
February	5,411	
March	5,967	
April	6,233	
May	6,242	
June	6,243	

### QUALITY

	Quantity	Base Number	Contract	AT	Region	England
% of FP17s for the same patient ID Re-attending within 3 months - Children	56	871	6.4%	8.9%	11.3%	11.5%
% of FP17s for the same patient ID Re-attending within 3 months - Adults	115	1,073	10.7%	12.3%	14.7%	15.4%
% of FP17s for the same patient ID Re-attending between 3 & 9 months - Children	664	871	76.2%	60.2%	60.8%	59.7%
% of FP17s for the same patient ID Re-attending between 3 & 9 months - Adults	818	1,073	76.2%	51.1%	52.8%	51.7%
% of FP17s for Band 1 Urgent Courses	81	1,759	4.6%	7.4%	8.2%	9.2%
% of FP17s Relating to Free Repair or Replacements	1	1,759	0.1%	0.8%	0.7%	0.7%
% of FP17s Relating to Continuations	15	1,759	0.9%	0.8%	0.8%	0.8%
% of Patients satisfied with the dentistry they have received	1	1	N/A	94.5%	93.2%	93.5%
% of Patients satisfied with the time they had to wait for an appointment	0	1	N/A	91.1%	88.5%	87.4%

\* This is based on patients treated on this contract for their most recent course of treatment. Figures in italics indicate the base number of FP17s or Patient Questionnaire responses are less than 100. N/A is shown where the base number of responses is less than 10 during the period. % is calculated as Quantity/Base number\*100

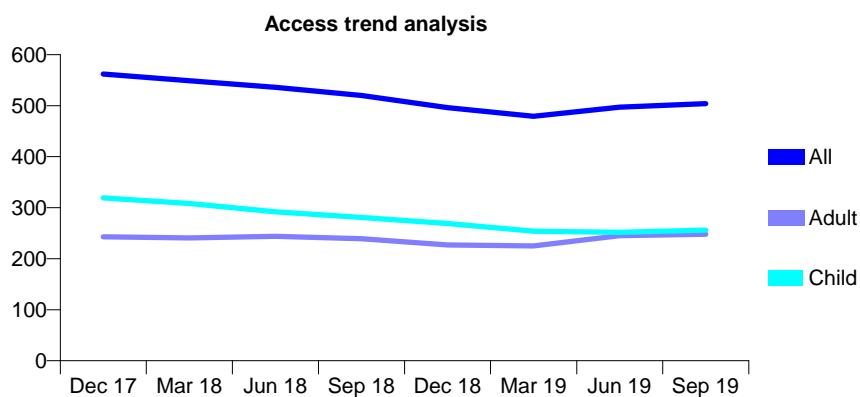
## Q53 - Vital Signs At a Glance Contract Report for 189863/0001 - September 2019

Name or company name	David Holloman Dentistry Ltd
Contract type name	GDS Contract
Purpose of contract	General
Contract start date	01/04/2012
Contract end date	

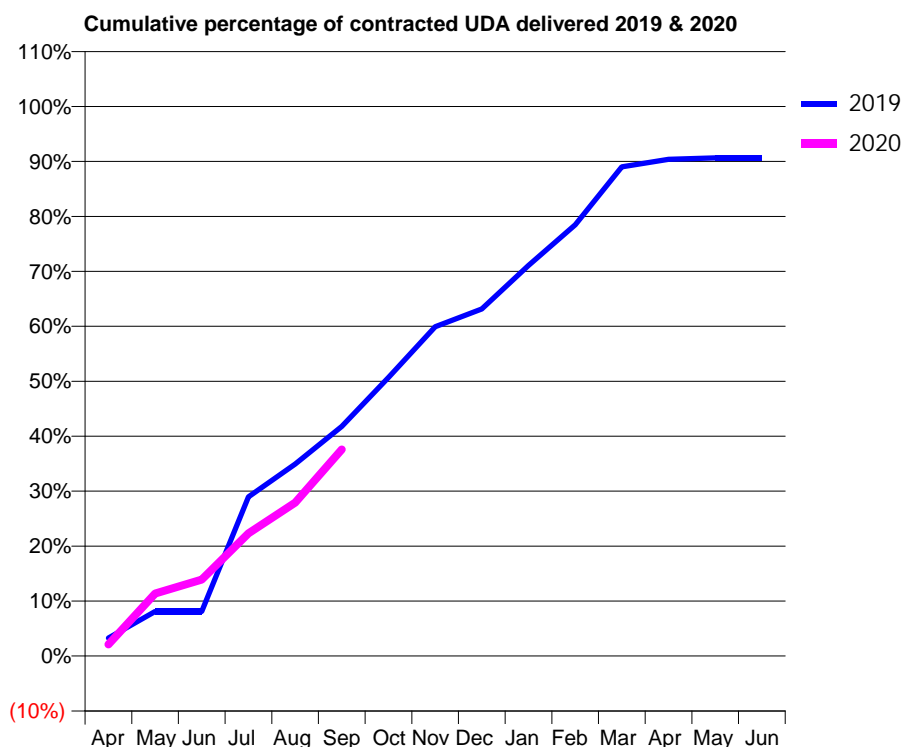
19/20 Contracted general activity (UDA)	1,678
Carry forward general activity (UDA)	0
19/20 Contracted orthodontic activity (UOA)	0
Carry forward orthodontic activity (UOA)	0
Baseline contract value	£42,250.14

### ACCESS\*

Patients seen in 24 months	Total	Change since previous quarter
Quarter ending September 2018	520	
Quarter ending December 2018	496	↓
Quarter ending March 2019	479	↓
Quarter ending June 2019	497	↑
Quarter ending September 2019	504	→
<b>Variance since September 2018</b>	<b>(3.1%)</b>	<b>↓</b>



### ACTIVITY



Month	Adjusted Scheduled Activity (UDA)	
	2019	2020
April	55	36
May	136	191
June	136	234
July	486	375
August	586	469
September	701	630
October	850	
November	1,005	
December	1,060	
January	1,193	
February	1,317	
March	1,494	
April	1,517	
May	1,521	
June	1,521	

### QUALITY

	Quantity	Base Number	Contract	AT	Region	England
% of FP17s for the same patient ID Re-attending within 3 months - Children	26	218	11.9%	8.9%	11.3%	11.5%
% of FP17s for the same patient ID Re-attending within 3 months - Adults	25	164	15.2%	12.3%	14.7%	15.4%
% of FP17s for the same patient ID Re-attending between 3 & 9 months - Children	132	218	60.6%	60.2%	60.8%	59.7%
% of FP17s for the same patient ID Re-attending between 3 & 9 months - Adults	73	164	44.5%	51.1%	52.8%	51.7%
% of FP17s for Band 1 Urgent Courses	27	360	7.5%	7.4%	8.2%	9.2%
% of FP17s Relating to Free Repair or Replacements	0	360	0.0%	0.8%	0.7%	0.7%
% of FP17s Relating to Continuations	2	360	0.6%	0.8%	0.8%	0.8%
% of Patients satisfied with the dentistry they have received	0	0	N/A	94.5%	93.2%	93.5%
% of Patients satisfied with the time they had to wait for an appointment	0	0	N/A	91.1%	88.5%	87.4%

\* This is based on patients treated on this contract for their most recent course of treatment. Figures in italics indicate the base number of FP17s or Patient Questionnaire responses are less than 100. N/A is shown where the base number of responses is less than 10 during the period. % is calculated as Quantity/Base number\*100

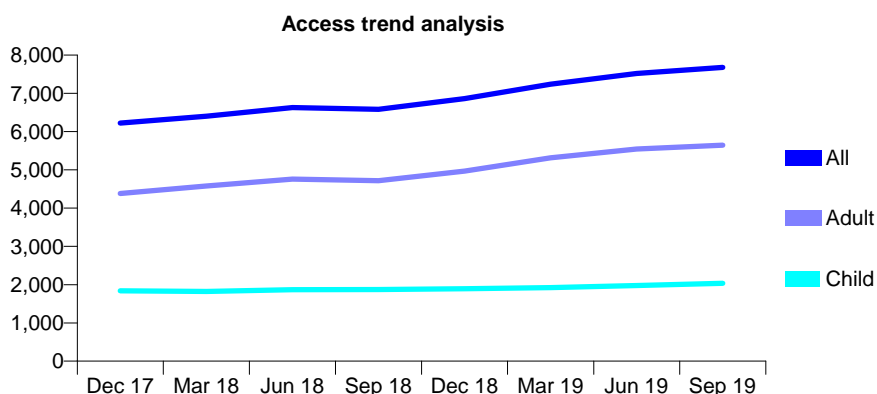
## Q53 - Vital Signs At a Glance Contract Report for 190454/0001 - September 2019

Name or company name	Mr Bushell
Contract type name	GDS Contract
Purpose of contract	General
Contract start date	01/11/2012
Contract end date	

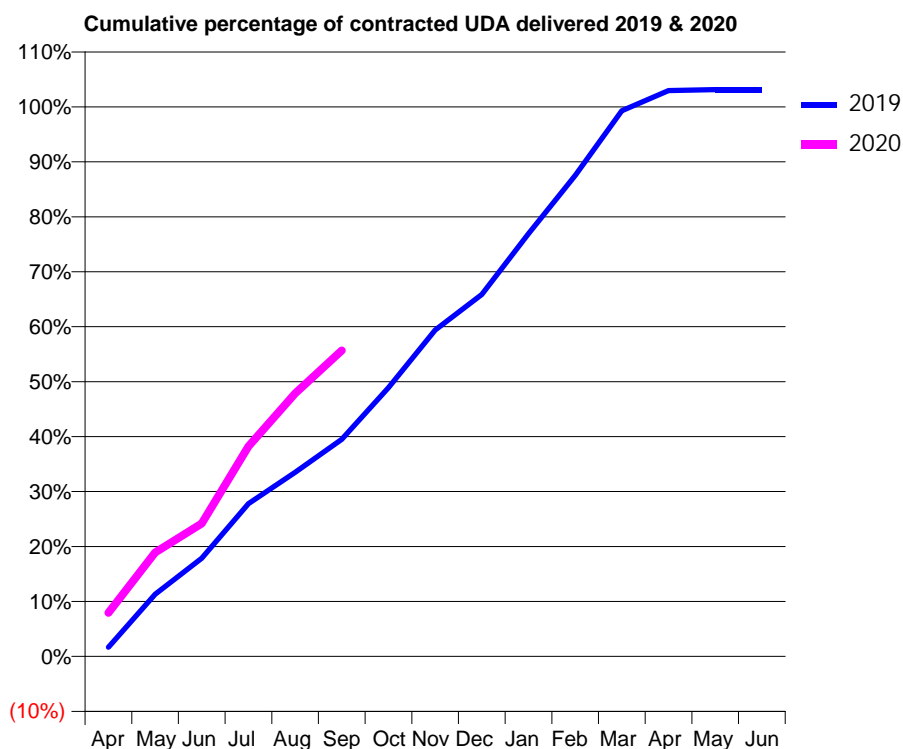
19/20 Contracted general activity (UDA)	18,773
Carry forward general activity (UDA)	-375
19/20 Contracted orthodontic activity (UOA)	0
Carry forward orthodontic activity (UOA)	0
Baseline contract value	£432,674.33

### ACCESS\*

Patients seen in 24 months	Total	Change since previous quarter
Quarter ending September 2018	6,584	
Quarter ending December 2018	6,863	↑
Quarter ending March 2019	7,237	↑
Quarter ending June 2019	7,521	↑
Quarter ending September 2019	7,678	↑
<b>Variance since September 2018</b>	<b>16.6%</b>	<b>↑</b>



### ACTIVITY



Month	2019	2020
April	318	1,492
May	2,126	3,552
June	3,357	4,538
July	5,217	7,176
August	6,291	8,986
September	7,413	10,455
October	9,182	
November	11,151	
December	12,362	
January	14,441	
February	16,430	
March	18,639	
April	19,327	
May	19,359	
June	19,360	

### QUALITY

	Quantity	Base Number	Contract	AT	Region	England
% of FP17s for the same patient ID Re-attending within 3 months - Children	136	1,603	8.5%	8.9%	11.3%	11.5%
% of FP17s for the same patient ID Re-attending within 3 months - Adults	369	3,334	11.1%	12.3%	14.7%	15.4%
% of FP17s for the same patient ID Re-attending between 3 & 9 months - Children	905	1,603	56.5%	60.2%	60.8%	59.7%
% of FP17s for the same patient ID Re-attending between 3 & 9 months - Adults	1,635	3,334	49.0%	51.1%	52.8%	51.7%
% of FP17s for Band 1 Urgent Courses	325	4,655	7.0%	7.4%	8.2%	9.2%
% of FP17s Relating to Free Repair or Replacements	51	4,655	1.1%	0.8%	0.7%	0.7%
% of FP17s Relating to Continuations	11	4,655	0.2%	0.8%	0.8%	0.8%
% of Patients satisfied with the dentistry they have received	1	1	N/A	94.5%	93.2%	93.5%
% of Patients satisfied with the time they had to wait for an appointment	1	1	N/A	91.1%	88.5%	87.4%

\* This is based on patients treated on this contract for their most recent course of treatment. Figures in italics indicate the base number of FP17s or Patient Questionnaire responses are less than 100. N/A is shown where the base number of responses is less than 10 during the period. % is calculated as Quantity/Base number\*100

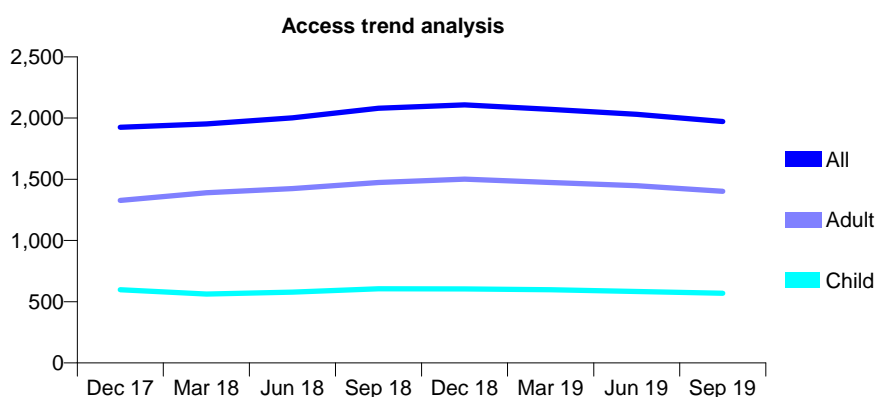
## Q53 - Vital Signs At a Glance Contract Report for 190594/0002 - September 2019

Name or company name	Mercian House Dental Practice
Contract type name	GDS Contract
Purpose of contract	General
Contract start date	01/06/2012
Contract end date	

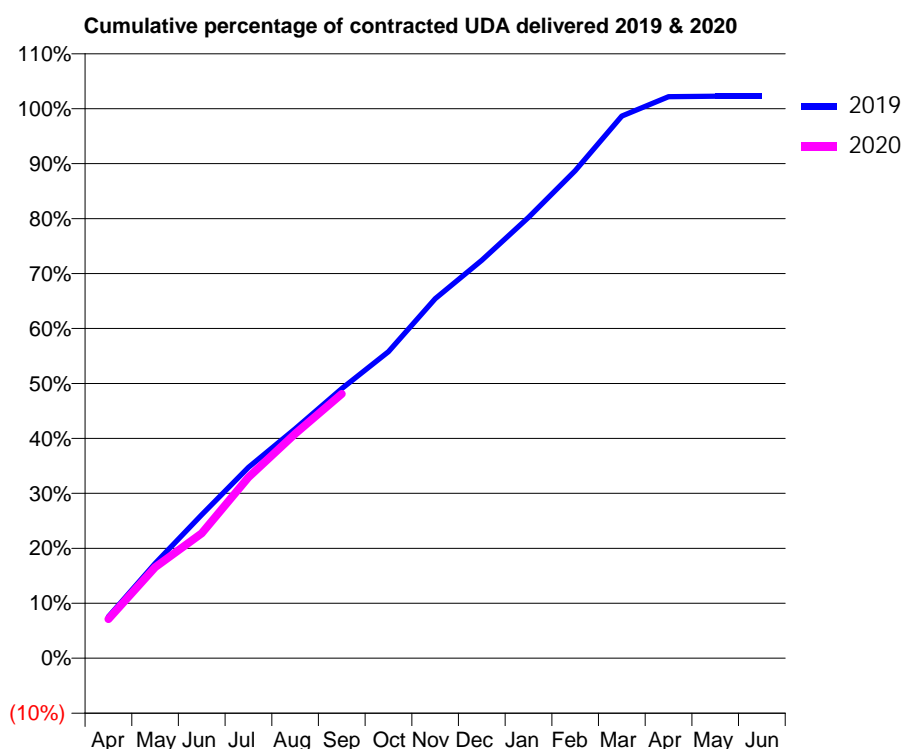
19/20 Contracted general activity (UDA)	3,374
Carry forward general activity (UDA)	-67
19/20 Contracted orthodontic activity (UOA)	0
Carry forward orthodontic activity (UOA)	0
Baseline contract value	£137,826.41

### ACCESS\*

Patients seen in 24 months	Total	Change since previous quarter
Quarter ending September 2018	2,080	
Quarter ending December 2018	2,107	→
Quarter ending March 2019	2,071	↓
Quarter ending June 2019	2,031	↓
Quarter ending September 2019	1,972	↓
<b>Variance since September 2018</b>	<b>(5.2%)</b>	<b>↓</b>



### ACTIVITY



Month	2019	2020
April	255	240
May	583	558
June	881	767
July	1,172	1,111
August	1,409	1,379
September	1,655	1,624
October	1,882	
November	2,207	
December	2,443	
January	2,706	
February	2,994	
March	3,329	
April	3,448	
May	3,450	
June	3,451	

### QUALITY

	Quantity	Base Number	Contract	AT	Region	England
% of FP17s for the same patient ID Re-attending within 3 months - Children	11	410	2.7%	8.9%	11.3%	11.5%
% of FP17s for the same patient ID Re-attending within 3 months - Adults	41	765	5.4%	12.3%	14.7%	15.4%
% of FP17s for the same patient ID Re-attending between 3 & 9 months - Children	315	410	76.8%	60.2%	60.8%	59.7%
% of FP17s for the same patient ID Re-attending between 3 & 9 months - Adults	496	765	64.8%	51.1%	52.8%	51.7%
% of FP17s for Band 1 Urgent Courses	83	1,065	7.8%	7.4%	8.2%	9.2%
% of FP17s Relating to Free Repair or Replacements	0	1,065	0.0%	0.8%	0.7%	0.7%
% of FP17s Relating to Continuations	0	1,065	0.0%	0.8%	0.8%	0.8%
% of Patients satisfied with the dentistry they have received	1	1	N/A	94.5%	93.2%	93.5%
% of Patients satisfied with the time they had to wait for an appointment	1	1	N/A	91.1%	88.5%	87.4%

\* This is based on patients treated on this contract for their most recent course of treatment. Figures in italics indicate the base number of FP17s or Patient Questionnaire responses are less than 100. N/A is shown where the base number of responses is less than 10 during the period. % is calculated as Quantity/Base number\*100

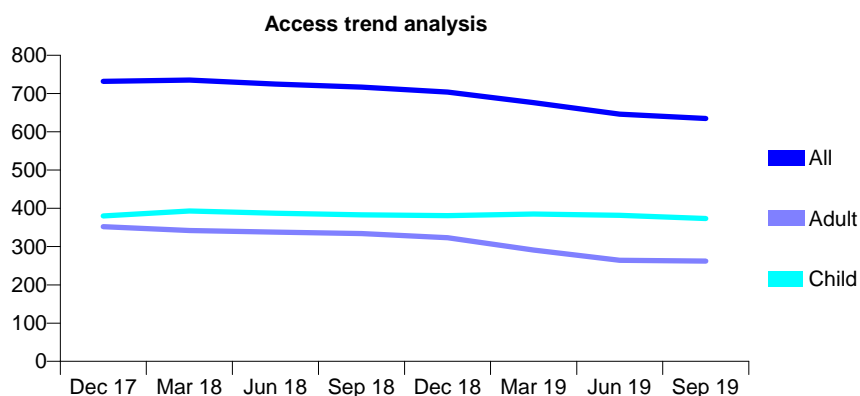
## Q53 - Vital Signs At a Glance Contract Report for 192120/0001 - September 2019

Name or company name	Parkside Bromsgrove Ltd
Contract type name	GDS Contract
Purpose of contract	General
Contract start date	01/06/2015
Contract end date	

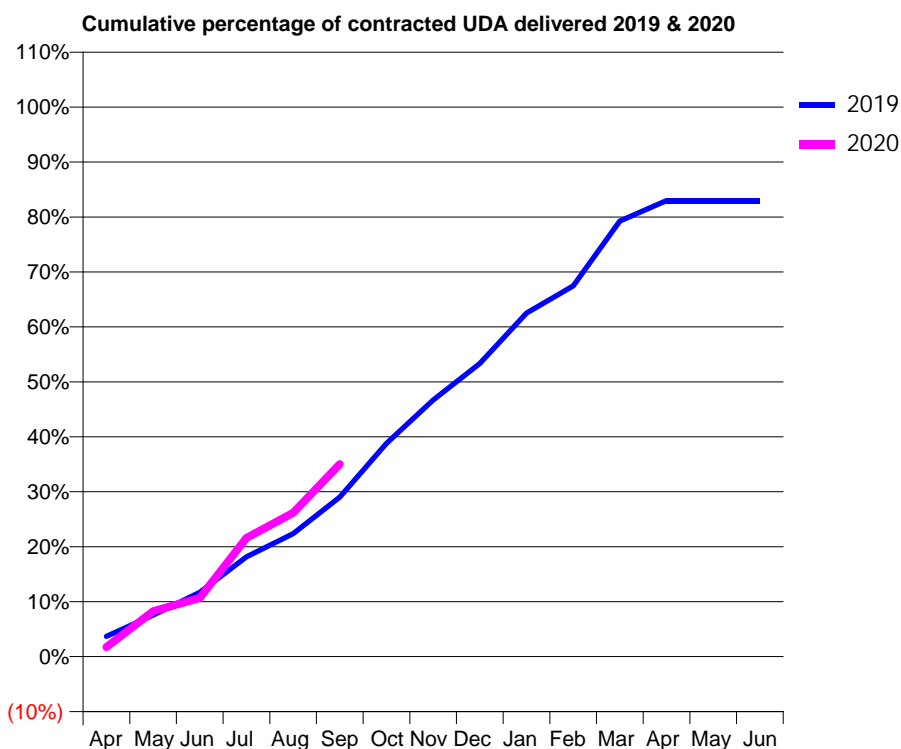
19/20 Contracted general activity (UDA)	1,866
Carry forward general activity (UDA)	0
19/20 Contracted orthodontic activity (UOA)	0
Carry forward orthodontic activity (UOA)	0
Baseline contract value	£42,509.80

### ACCESS\*

Patients seen in 24 months	Total	Change since previous quarter
Quarter ending September 2018	717	
Quarter ending December 2018	704	↓
Quarter ending March 2019	676	↓
Quarter ending June 2019	646	↓
Quarter ending September 2019	635	↓
<b>Variance since September 2018</b>	<b>(11.4%)</b>	<b>↓</b>



### ACTIVITY



Month	Adjusted Scheduled Activity (UDA)	
	2019	2020
April	69	32
May	141	154
June	219	200
July	339	403
August	418	488
September	542	654
October	724	
November	871	
December	995	
January	1,167	
February	1,258	
March	1,479	
April	1,548	
May	1,548	
June	1,548	

### QUALITY

	Quantity	Base Number	Contract	AT	Region	England
% of FP17s for the same patient ID Re-attending within 3 months - Children	17	338	5.0%	8.9%	11.3%	11.5%
% of FP17s for the same patient ID Re-attending within 3 months - Adults	41	209	19.6%	12.3%	14.7%	15.4%
% of FP17s for the same patient ID Re-attending between 3 & 9 months - Children	263	338	77.8%	60.2%	60.8%	59.7%
% of FP17s for the same patient ID Re-attending between 3 & 9 months - Adults	121	209	57.9%	51.1%	52.8%	51.7%
% of FP17s for Band 1 Urgent Courses	28	500	5.6%	7.4%	8.2%	9.2%
% of FP17s Relating to Free Repair or Replacements	1	500	0.2%	0.8%	0.7%	0.7%
% of FP17s Relating to Continuations	0	500	0.0%	0.8%	0.8%	0.8%
% of Patients satisfied with the dentistry they have received	0	0	N/A	94.5%	93.2%	93.5%
% of Patients satisfied with the time they had to wait for an appointment	0	0	N/A	91.1%	88.5%	87.4%

\* This is based on patients treated on this contract for their most recent course of treatment. Figures in italics indicate the base number of FP17s or Patient Questionnaire responses are less than 100. N/A is shown where the base number of responses is less than 10 during the period. % is calculated as Quantity/Base number\*100

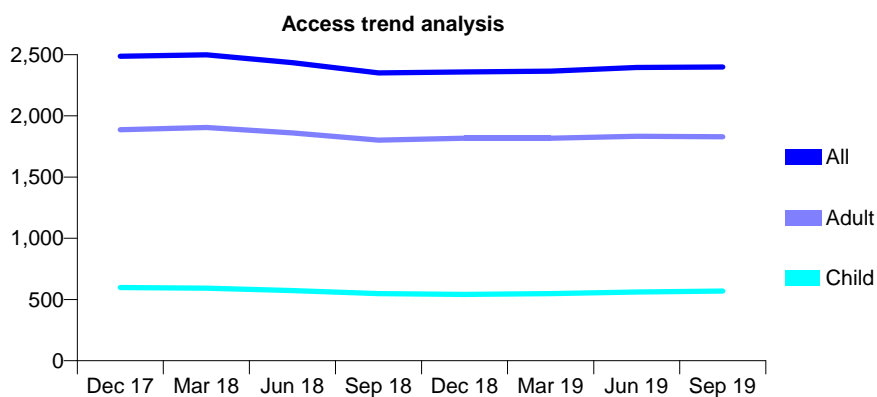
## Q53 - Vital Signs At a Glance Contract Report for 198773/0001 - September 2019

Name or company name	Crabbs Cross Dental Surgery
Contract type name	GDS Contract
Purpose of contract	General
Contract start date	01/11/2012
Contract end date	

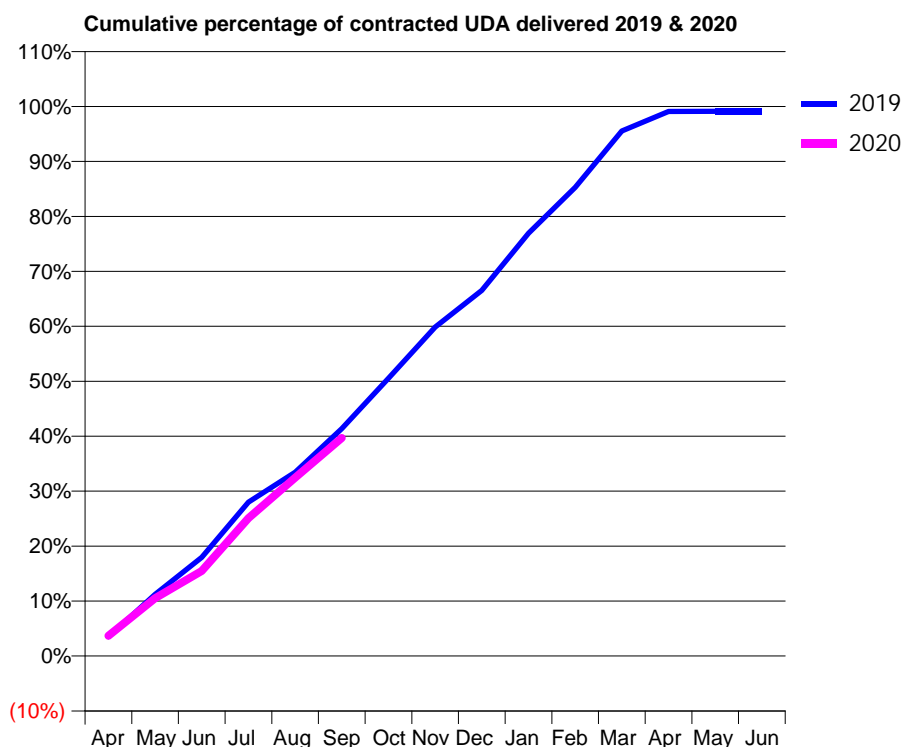
19/20 Contracted general activity (UDA)	9,300
Carry forward general activity (UDA)	82
19/20 Contracted orthodontic activity (UOA)	0
Carry forward orthodontic activity (UOA)	0
Baseline contract value	£210,415.15

### ACCESS\*

Patients seen in 24 months	Total	Change since previous quarter
Quarter ending September 2018	2,351	
Quarter ending December 2018	2,359	→
Quarter ending March 2019	2,366	→
Quarter ending June 2019	2,396	→
Quarter ending September 2019	2,399	→
<b>Variance since September 2018</b>	<b>2.0%</b>	<b>↑</b>



### ACTIVITY



Month	Adjusted Scheduled Activity (UDA)	
	2019	2020
April	325	341
May	1,044	980
June	1,672	1,440
July	2,603	2,334
August	3,111	3,020
September	3,846	3,691
October	4,701	
November	5,567	
December	6,187	
January	7,152	
February	7,932	
March	8,884	
April	9,217	
May	9,218	
June	9,218	

### QUALITY

	Quantity	Base Number	Contract	AT	Region	England
% of FP17s for the same patient ID Re-attending within 3 months - Children	35	497	7.0%	8.9%	11.3%	11.5%
% of FP17s for the same patient ID Re-attending within 3 months - Adults	179	1,467	12.2%	12.3%	14.7%	15.4%
% of FP17s for the same patient ID Re-attending between 3 & 9 months - Children	344	497	69.2%	60.2%	60.8%	59.7%
% of FP17s for the same patient ID Re-attending between 3 & 9 months - Adults	954	1,467	65.0%	51.1%	52.8%	51.7%
% of FP17s for Band 1 Urgent Courses	147	1,829	8.0%	7.4%	8.2%	9.2%
% of FP17s Relating to Free Repair or Replacements	11	1,829	0.6%	0.8%	0.7%	0.7%
% of FP17s Relating to Continuations	8	1,829	0.4%	0.8%	0.8%	0.8%
% of Patients satisfied with the dentistry they have received	1	1	N/A	94.5%	93.2%	93.5%
% of Patients satisfied with the time they had to wait for an appointment	1	1	N/A	91.1%	88.5%	87.4%

\* This is based on patients treated on this contract for their most recent course of treatment. Figures in italics indicate the base number of FP17s or Patient Questionnaire responses are less than 100. N/A is shown where the base number of responses is less than 10 during the period. % is calculated as Quantity/Base number\*100

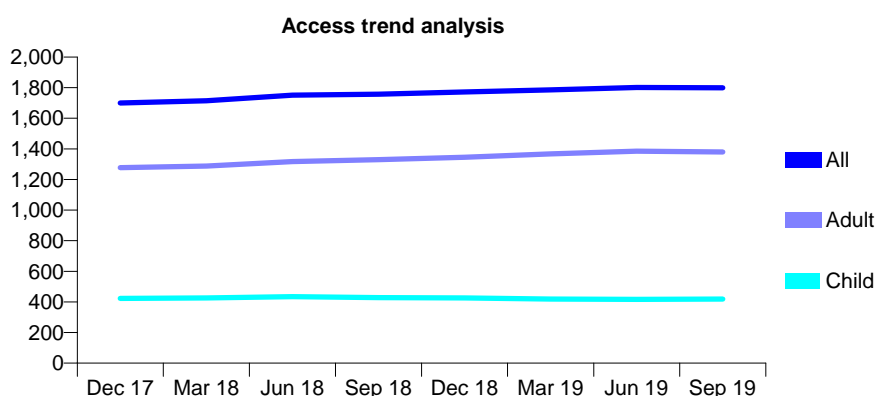
## Q53 - Vital Signs At a Glance Contract Report for 232424/0001 - September 2019

Name or company name	MRS SL RAGSDALE
Contract type name	GDS Contract
Purpose of contract	General
Contract start date	01/04/2006
Contract end date	

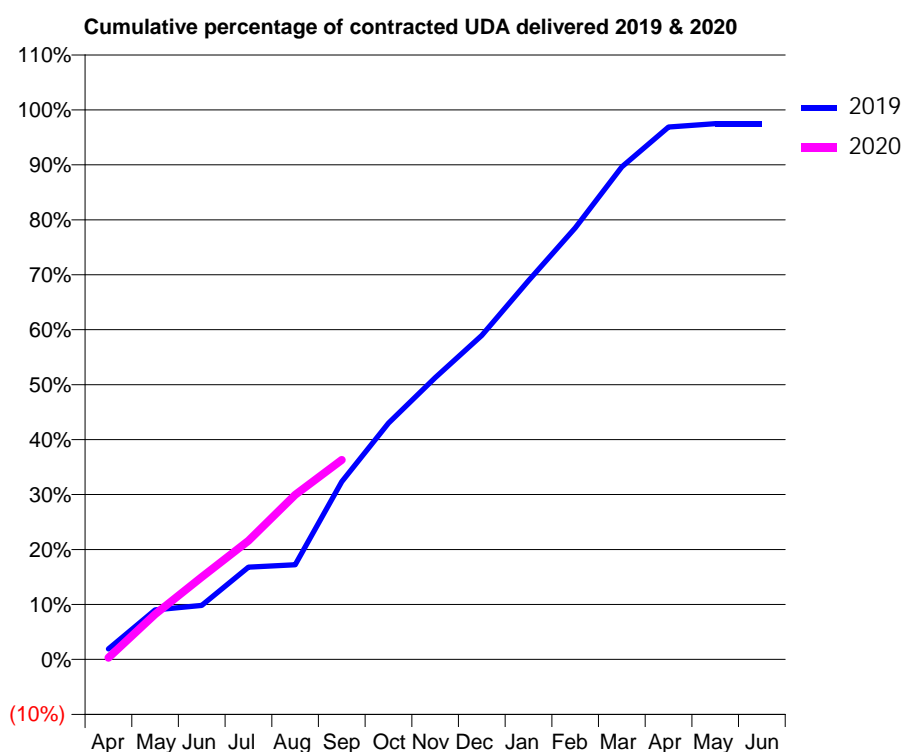
19/20 Contracted general activity (UDA)	4,503
Carry forward general activity (UDA)	113
19/20 Contracted orthodontic activity (UOA)	0
Carry forward orthodontic activity (UOA)	0
Baseline contract value	£121,818.30

### ACCESS\*

Patients seen in 24 months	Total	Change since previous quarter
Quarter ending September 2018	1,757	
Quarter ending December 2018	1,772	→
Quarter ending March 2019	1,786	→
Quarter ending June 2019	1,802	→
Quarter ending September 2019	1,799	→
<b>Variance since September 2018</b>	<b>2.4%</b>	<b>↑</b>



### ACTIVITY



Adjusted Scheduled Activity (UDA)		
Month	2019	2020
April	85	13
May	406	371
June	443	675
July	756	972
August	775	1,349
September	1,456	1,635
October	1,937	
November	2,308	
December	2,655	
January	3,103	
February	3,535	
March	4,036	
April	4,363	
May	4,390	
June	4,390	

### QUALITY

	Quantity	Base Number	Contract	AT	Region	England
% of FP17s for the same patient ID Re-attending within 3 months - Children	32	300	10.7%	8.9%	11.3%	11.5%
% of FP17s for the same patient ID Re-attending within 3 months - Adults	212	1,011	21.0%	12.3%	14.7%	15.4%
% of FP17s for the same patient ID Re-attending between 3 & 9 months - Children	176	300	58.7%	60.2%	60.8%	59.7%
% of FP17s for the same patient ID Re-attending between 3 & 9 months - Adults	537	1,011	53.1%	51.1%	52.8%	51.7%
% of FP17s for Band 1 Urgent Courses	147	1,149	12.8%	7.4%	8.2%	9.2%
% of FP17s Relating to Free Repair or Replacements	24	1,149	2.1%	0.8%	0.7%	0.7%
% of FP17s Relating to Continuations	8	1,149	0.7%	0.8%	0.8%	0.8%
% of Patients satisfied with the dentistry they have received	0	0	N/A	94.5%	93.2%	93.5%
% of Patients satisfied with the time they had to wait for an appointment	0	0	N/A	91.1%	88.5%	87.4%

\* This is based on patients treated on this contract for their most recent course of treatment. Figures in italics indicate the base number of FP17s or Patient Questionnaire responses are less than 100. N/A is shown where the base number of responses is less than 10 during the period. % is calculated as Quantity/Base number\*100

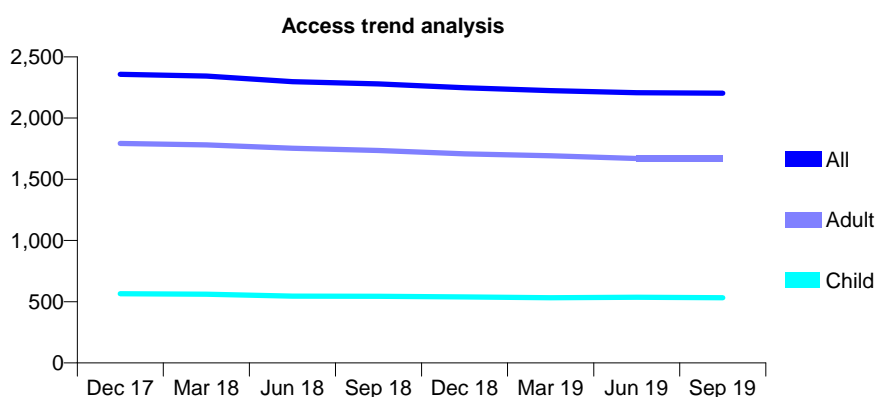
## Q53 - Vital Signs At a Glance Contract Report for 234753/0001 - September 2019

Name or company name	MRS F SMART
Contract type name	GDS Contract
Purpose of contract	General
Contract start date	01/04/2006
Contract end date	

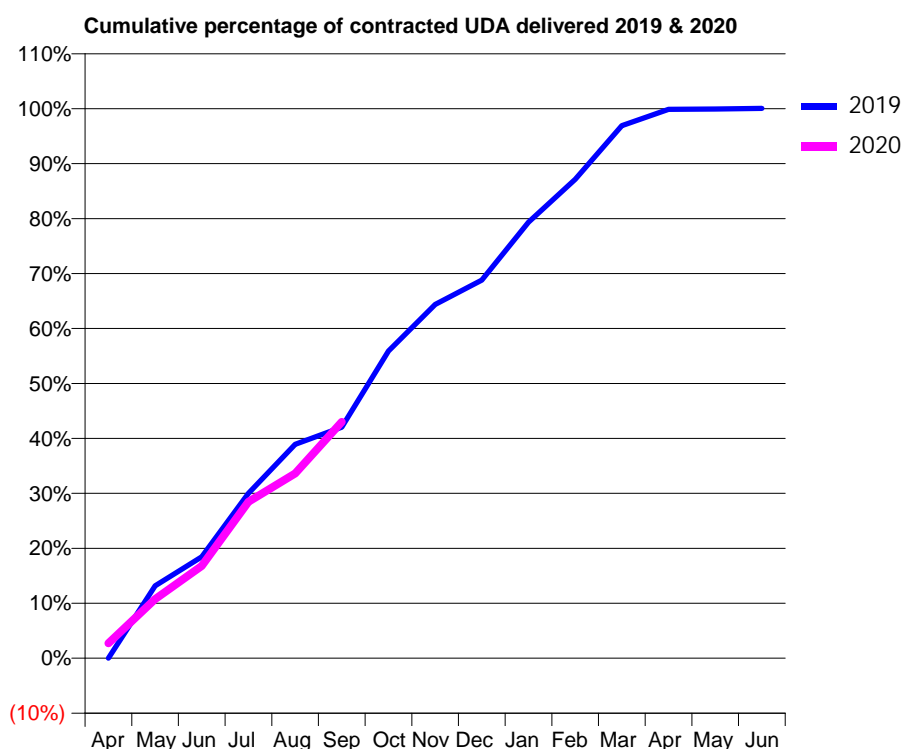
19/20 Contracted general activity (UDA)	6,000
Carry forward general activity (UDA)	-1
19/20 Contracted orthodontic activity (UOA)	0
Carry forward orthodontic activity (UOA)	0
Baseline contract value	£183,047.77

### ACCESS\*

Patients seen in 24 months	Total	Change since previous quarter
Quarter ending September 2018	2,279	
Quarter ending December 2018	2,248	↓
Quarter ending March 2019	2,224	↓
Quarter ending June 2019	2,208	→
Quarter ending September 2019	2,203	→
<b>Variance since September 2018</b>	<b>(3.3%)</b>	<b>↓</b>



### ACTIVITY



Month	2019	2020
April	0	163
May	791	645
June	1,107	1,008
July	1,801	1,708
August	2,334	2,018
September	2,522	2,581
October	3,353	
November	3,862	
December	4,128	
January	4,761	
February	5,229	
March	5,814	
April	5,993	
May	5,997	
June	6,002	

### QUALITY

	Quantity	Base Number	Contract	AT	Region	England
% of FP17s for the same patient ID Re-attending within 3 months - Children	27	426	6.3%	8.9%	11.3%	11.5%
% of FP17s for the same patient ID Re-attending within 3 months - Adults	174	1,135	15.3%	12.3%	14.7%	15.4%
% of FP17s for the same patient ID Re-attending between 3 & 9 months - Children	264	426	62.0%	60.2%	60.8%	59.7%
% of FP17s for the same patient ID Re-attending between 3 & 9 months - Adults	625	1,135	55.1%	51.1%	52.8%	51.7%
% of FP17s for Band 1 Urgent Courses	62	1,485	4.2%	7.4%	8.2%	9.2%
% of FP17s Relating to Free Repair or Replacements	14	1,485	0.9%	0.8%	0.7%	0.7%
% of FP17s Relating to Continuations	15	1,485	1.0%	0.8%	0.8%	0.8%
% of Patients satisfied with the dentistry they have received	2	2	N/A	94.5%	93.2%	93.5%
% of Patients satisfied with the time they had to wait for an appointment	2	2	N/A	91.1%	88.5%	87.4%

\* This is based on patients treated on this contract for their most recent course of treatment. Figures in italics indicate the base number of FP17s or Patient Questionnaire responses are less than 100. N/A is shown where the base number of responses is less than 10 during the period. % is calculated as Quantity/Base number\*100



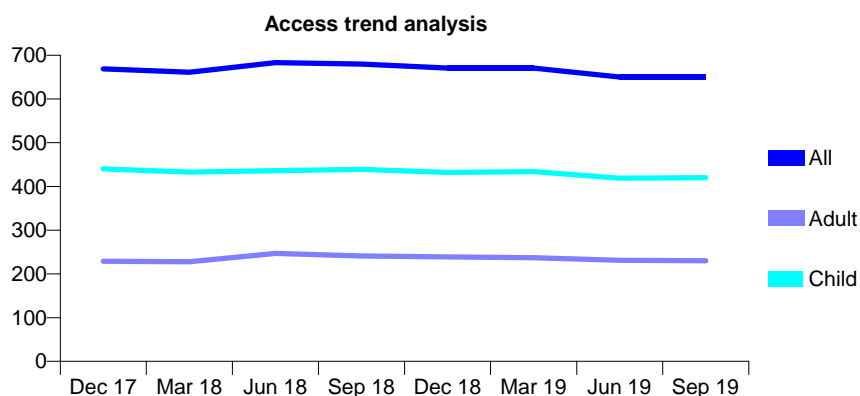
## Q53 - Vital Signs At a Glance Contract Report for 250554/0001 - September 2019

Name or company name	MRS CJ PRINT
Contract type name	GDS Contract
Purpose of contract	General
Contract start date	01/04/2006
Contract end date	

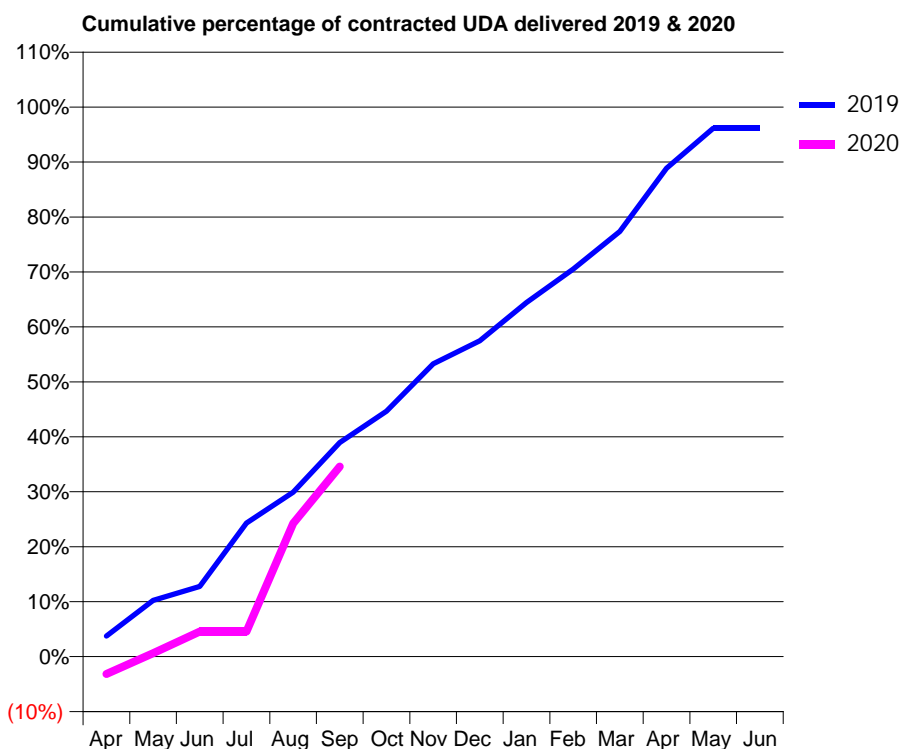
19/20 Contracted general activity (UDA)	1,790
Carry forward general activity (UDA)	68
19/20 Contracted orthodontic activity (UOA)	0
Carry forward orthodontic activity (UOA)	0
Baseline contract value	£41,798.32

### ACCESS\*

Patients seen in 24 months	Total	Change since previous quarter
Quarter ending September 2018	680	
Quarter ending December 2018	671	↓
Quarter ending March 2019	671	→
Quarter ending June 2019	650	↓
Quarter ending September 2019	650	→
<b>Variance since September 2018</b>	<b>(4.4%)</b>	<b>↓</b>



### ACTIVITY



Month	Adjusted Scheduled Activity (UDA)	
	2019	2020
April	67	-57
May	184	11
June	229	81
July	435	81
August	536	434
September	697	619
October	800	
November	954	
December	1,029	
January	1,153	
February	1,263	
March	1,385	
April	1,590	
May	1,721	
June	1,721	

### QUALITY

	Quantity	Base Number	Contract	AT	Region	England
% of FP17s for the same patient ID Re-attending within 3 months - Children	39	393	9.9%	8.9%	11.3%	11.5%
% of FP17s for the same patient ID Re-attending within 3 months - Adults	16	155	10.3%	12.3%	14.7%	15.4%
% of FP17s for the same patient ID Re-attending between 3 & 9 months - Children	274	393	69.7%	60.2%	60.8%	59.7%
% of FP17s for the same patient ID Re-attending between 3 & 9 months - Adults	79	155	51.0%	51.1%	52.8%	51.7%
% of FP17s for Band 1 Urgent Courses	11	429	2.6%	7.4%	8.2%	9.2%
% of FP17s Relating to Free Repair or Replacements	0	429	0.0%	0.8%	0.7%	0.7%
% of FP17s Relating to Continuations	2	429	0.5%	0.8%	0.8%	0.8%
% of Patients satisfied with the dentistry they have received	0	0	N/A	94.5%	93.2%	93.5%
% of Patients satisfied with the time they had to wait for an appointment	0	0	N/A	91.1%	88.5%	87.4%

\* This is based on patients treated on this contract for their most recent course of treatment. Figures in italics indicate the base number of FP17s or Patient Questionnaire responses are less than 100. N/A is shown where the base number of responses is less than 10 during the period. % is calculated as Quantity/Base number\*100

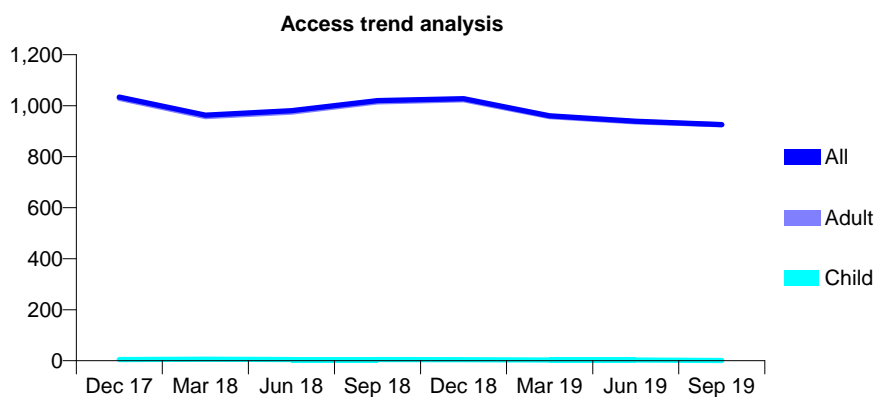
## Q53 - Vital Signs At a Glance Contract Report for 250554/0002 - September 2019

Name or company name	MRS CJ PRINT
Contract type name	GDS Contract
Purpose of contract	General
Contract start date	01/06/2009
Contract end date	

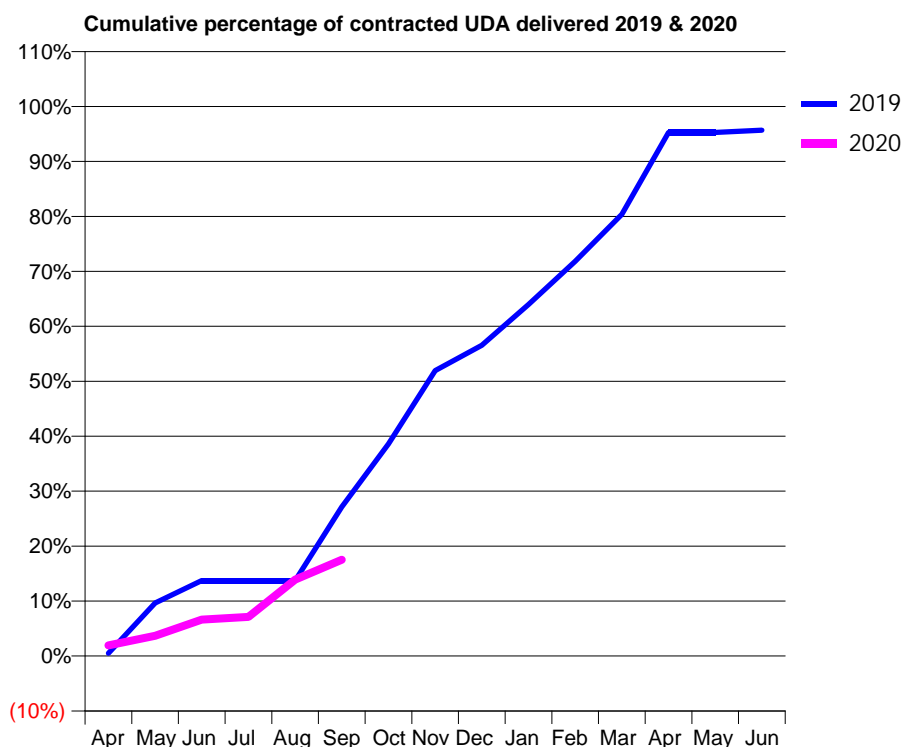
19/20 Contracted general activity (UDA)	3,000
Carry forward general activity (UDA)	0
19/20 Contracted orthodontic activity (UOA)	0
Carry forward orthodontic activity (UOA)	0
Baseline contract value	£88,439.02

### ACCESS\*

Patients seen in 24 months	Total	Change since previous quarter
Quarter ending September 2018	1,020	
Quarter ending December 2018	1,027	→
Quarter ending March 2019	960	↓
Quarter ending June 2019	939	↓
Quarter ending September 2019	926	↓
<b>Variance since September 2018</b>	<b>(9.2%)</b>	<b>↓</b>



### ACTIVITY



Month	Adjusted Scheduled Activity (UDA)	
	2019	2020
April	15	58
May	290	111
June	412	199
July	412	214
August	412	417
September	814	525
October	1,158	
November	1,559	
December	1,696	
January	1,919	
February	2,155	
March	2,411	
April	2,858	
May	2,858	
June	2,870	

### QUALITY

	Quantity	Base Number	Contract	AT	Region	England
% of FP17s for the same patient ID Re-attending within 3 months - Children	0	0	N/A	8.9%	11.3%	11.5%
% of FP17s for the same patient ID Re-attending within 3 months - Adults	8	318	2.5%	12.3%	14.7%	15.4%
% of FP17s for the same patient ID Re-attending between 3 & 9 months - Children	0	0	N/A	60.2%	60.8%	59.7%
% of FP17s for the same patient ID Re-attending between 3 & 9 months - Adults	148	318	46.5%	51.1%	52.8%	51.7%
% of FP17s for Band 1 Urgent Courses	32	279	11.5%	7.4%	8.2%	9.2%
% of FP17s Relating to Free Repair or Replacements	0	279	0.0%	0.8%	0.7%	0.7%
% of FP17s Relating to Continuations	0	279	0.0%	0.8%	0.8%	0.8%
% of Patients satisfied with the dentistry they have received	0	0	N/A	94.5%	93.2%	93.5%
% of Patients satisfied with the time they had to wait for an appointment	0	0	N/A	91.1%	88.5%	87.4%

\* This is based on patients treated on this contract for their most recent course of treatment. Figures in italics indicate the base number of FP17s or Patient Questionnaire responses are less than 100. N/A is shown where the base number of responses is less than 10 during the period. % is calculated as Quantity/Base number\*100

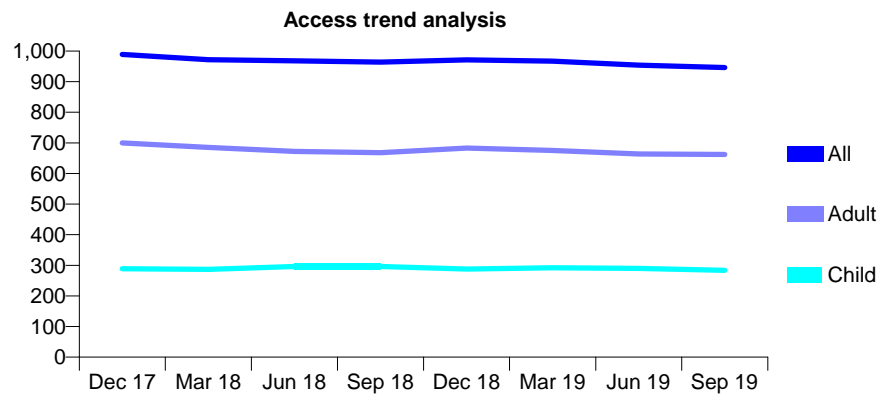
## Q53 - Vital Signs At a Glance Contract Report for 254649/0001 - September 2019

Name or company name	MR MD JONES
Contract type name	GDS Contract
Purpose of contract	General
Contract start date	06/04/2009
Contract end date	

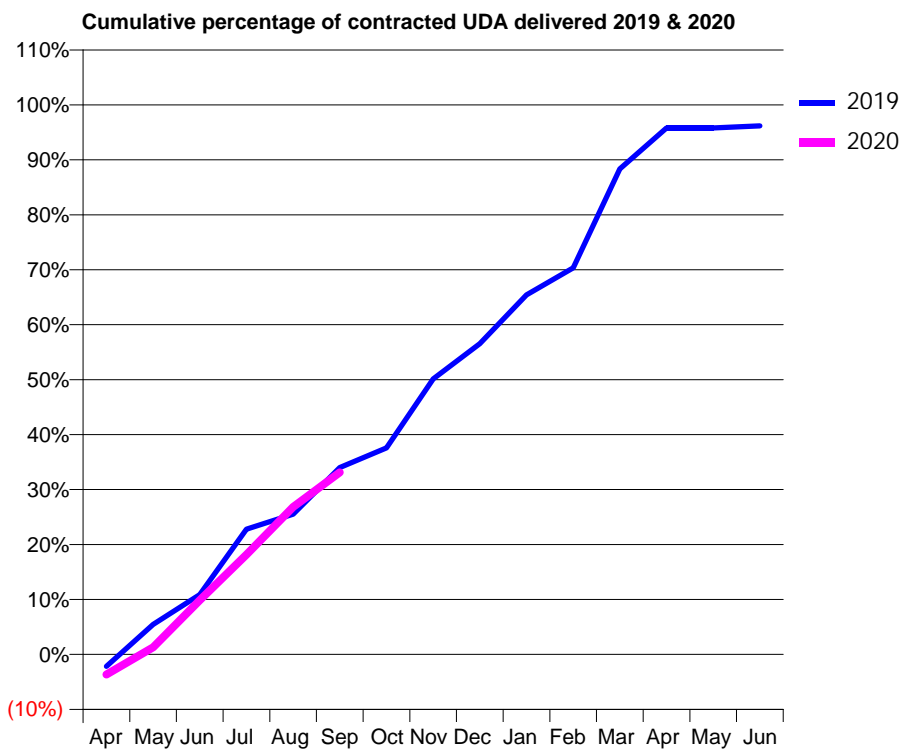
19/20 Contracted general activity (UDA)	3,000
Carry forward general activity (UDA)	114
19/20 Contracted orthodontic activity (UOA)	0
Carry forward orthodontic activity (UOA)	0
Baseline contract value	£83,433.04

### ACCESS\*

Patients seen in 24 months	Total	Change since previous quarter
Quarter ending September 2018	964	
Quarter ending December 2018	971	→
Quarter ending March 2019	967	→
Quarter ending June 2019	954	↓
Quarter ending September 2019	946	→
<b>Variance since September 2018</b>	<b>(1.9%)</b>	<b>↓</b>



### ACTIVITY



Month	2019	2020
April	-66	-110
May	164	39
June	326	296
July	684	545
August	766	805
September	1,020	994
October	1,127	
November	1,503	
December	1,696	
January	1,963	
February	2,110	
March	2,651	
April	2,874	
May	2,874	
June	2,886	

### QUALITY

	Quantity	Base Number	Contract	AT	Region	England
% of FP17s for the same patient ID Re-attending within 3 months - Children	6	200	3.0%	8.9%	11.3%	11.5%
% of FP17s for the same patient ID Re-attending within 3 months - Adults	101	540	18.7%	12.3%	14.7%	15.4%
% of FP17s for the same patient ID Re-attending between 3 & 9 months - Children	148	200	74.0%	60.2%	60.8%	59.7%
% of FP17s for the same patient ID Re-attending between 3 & 9 months - Adults	359	540	66.5%	51.1%	52.8%	51.7%
% of FP17s for Band 1 Urgent Courses	11	661	1.7%	7.4%	8.2%	9.2%
% of FP17s Relating to Free Repair or Replacements	1	661	0.2%	0.8%	0.7%	0.7%
% of FP17s Relating to Continuations	35	661	5.3%	0.8%	0.8%	0.8%
% of Patients satisfied with the dentistry they have received	0	0	N/A	94.5%	93.2%	93.5%
% of Patients satisfied with the time they had to wait for an appointment	0	0	N/A	91.1%	88.5%	87.4%

\* This is based on patients treated on this contract for their most recent course of treatment. Figures in italics indicate the base number of FP17s or Patient Questionnaire responses are less than 100. N/A is shown where the base number of responses is less than 10 during the period. % is calculated as Quantity/Base number\*100

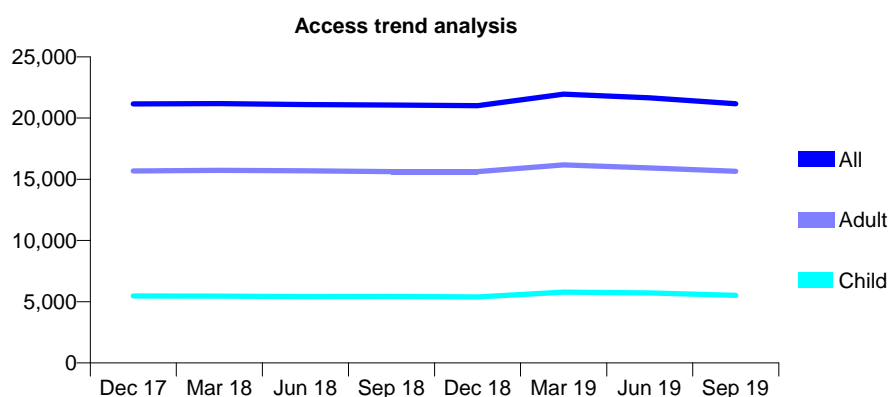
## Q53 - Vital Signs At a Glance Contract Report for 256781/0001 - September 2019

Name or company name	MR AS DEOL
Contract type name	GDS Contract
Purpose of contract	General
Contract start date	01/04/2006
Contract end date	

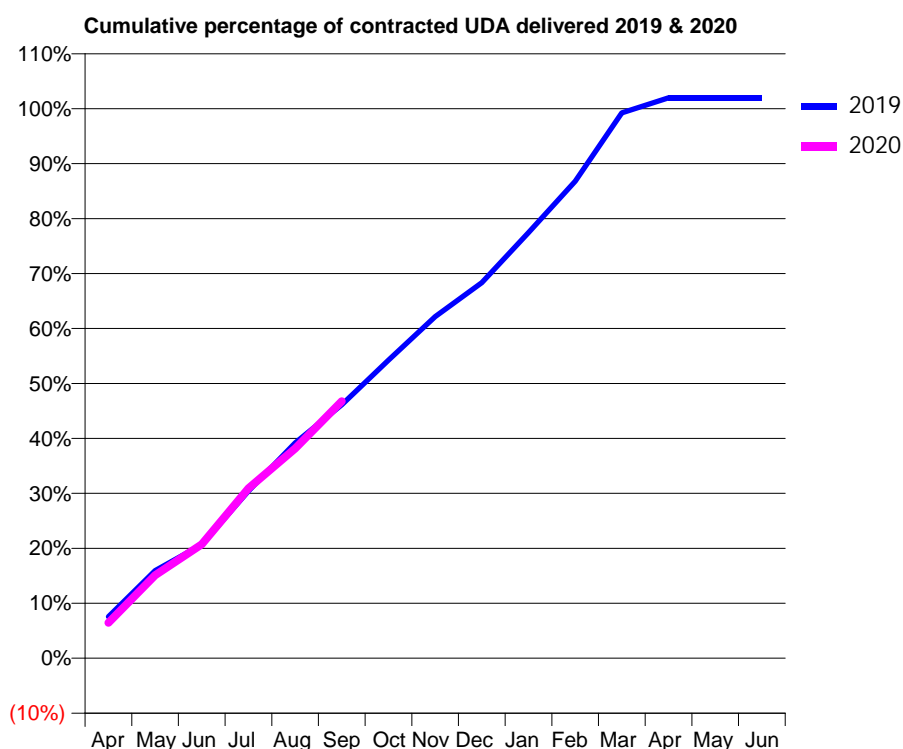
19/20 Contracted general activity (UDA)	51,974
Carry forward general activity (UDA)	-1,015
19/20 Contracted orthodontic activity (UOA)	0
Carry forward orthodontic activity (UOA)	0
Baseline contract value	£1,482,890.10

### ACCESS\*

Patients seen in 24 months	Total	Change since previous quarter
Quarter ending September 2018	21,062	
Quarter ending December 2018	21,023	→
Quarter ending March 2019	21,960	↑
Quarter ending June 2019	21,651	↓
Quarter ending September 2019	21,170	↓
<b>Variance since September 2018</b>	<b>0.5%</b>	<b>→</b>



### ACTIVITY



Month	Adjusted Scheduled Activity (UDA)	
	2019	2020
April	3,926	3,344
May	8,296	7,850
June	10,736	10,781
July	15,815	16,071
August	20,367	19,827
September	23,965	24,304
October	28,200	
November	32,302	
December	35,512	
January	40,248	
February	45,112	
March	51,579	
April	52,986	
May	52,987	
June	52,989	

### QUALITY

	Quantity	Base Number	Contract	AT	Region	England
% of FP17s for the same patient ID Re-attending within 3 months - Children	178	3,667	4.9%	8.9%	11.3%	11.5%
% of FP17s for the same patient ID Re-attending within 3 months - Adults	710	9,456	7.5%	12.3%	14.7%	15.4%
% of FP17s for the same patient ID Re-attending between 3 & 9 months - Children	2,033	3,667	55.4%	60.2%	60.8%	59.7%
% of FP17s for the same patient ID Re-attending between 3 & 9 months - Adults	5,678	9,456	60.0%	51.1%	52.8%	51.7%
% of FP17s for Band 1 Urgent Courses	802	12,189	6.6%	7.4%	8.2%	9.2%
% of FP17s Relating to Free Repair or Replacements	30	12,189	0.2%	0.8%	0.7%	0.7%
% of FP17s Relating to Continuations	45	12,189	0.4%	0.8%	0.8%	0.8%
% of Patients satisfied with the dentistry they have received	8	10	80.0%	94.5%	93.2%	93.5%
% of Patients satisfied with the time they had to wait for an appointment	9	10	90.0%	91.1%	88.5%	87.4%

\* This is based on patients treated on this contract for their most recent course of treatment.

Figures in italics indicate the base number of FP17s or Patient Questionnaire responses are less than 100. N/A is shown where the base number of responses is less than 10 during the period. % is calculated as Quantity/Base number\*100

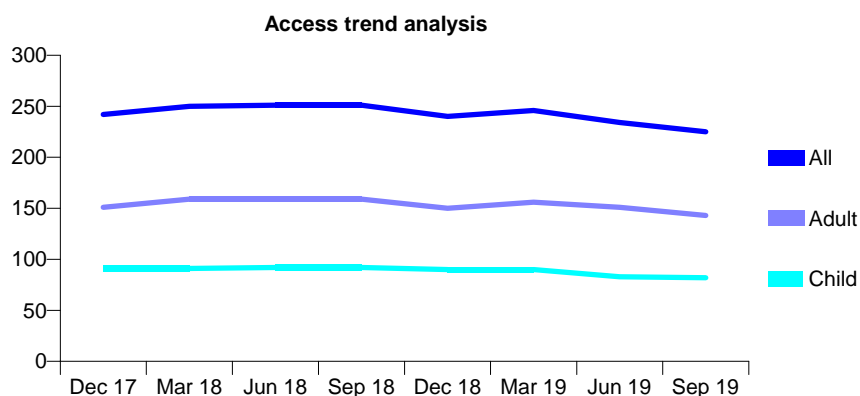
## Q53 - Vital Signs At a Glance Contract Report for 261785/0002 - September 2019

Name or company name	MR P SABHARWAL
Contract type name	GDS Contract
Purpose of contract	General
Contract start date	01/05/2013
Contract end date	

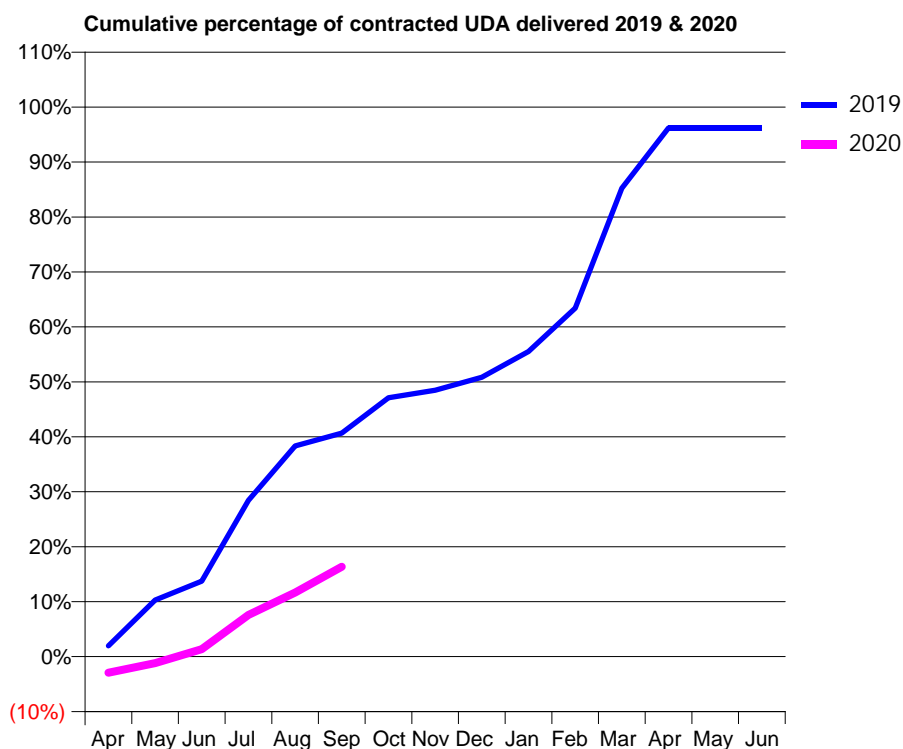
19/20 Contracted general activity (UDA)	812
Carry forward general activity (UDA)	30
19/20 Contracted orthodontic activity (UOA)	0
Carry forward orthodontic activity (UOA)	0
Baseline contract value	£19,939.77

### ACCESS\*

Patients seen in 24 months	Total	Change since previous quarter
Quarter ending September 2018	251	
Quarter ending December 2018	240	↓
Quarter ending March 2019	246	↑
Quarter ending June 2019	234	↓
Quarter ending September 2019	225	↓
<b>Variance since September 2018</b>	<b>(10.4%)</b>	<b>↓</b>



### ACTIVITY



Month	Adjusted Scheduled Activity (UDA)	
	2019	2020
April	16	-24
May	84	-10
June	111	11
July	231	62
August	311	95
September	330	133
October	383	
November	394	
December	413	
January	451	
February	515	
March	692	
April	781	
May	781	
June	781	

### QUALITY

	Quantity	Base Number	Contract	AT	Region	England
% of FP17s for the same patient ID Re-attending within 3 months - Children	1	56	1.8%	8.9%	11.3%	11.5%
% of FP17s for the same patient ID Re-attending within 3 months - Adults	8	35	22.9%	12.3%	14.7%	15.4%
% of FP17s for the same patient ID Re-attending between 3 & 9 months - Children	34	56	60.7%	60.2%	60.8%	59.7%
% of FP17s for the same patient ID Re-attending between 3 & 9 months - Adults	19	35	54.3%	51.1%	52.8%	51.7%
% of FP17s for Band 1 Urgent Courses	5	79	6.3%	7.4%	8.2%	9.2%
% of FP17s Relating to Free Repair or Replacements	0	79	0.0%	0.8%	0.7%	0.7%
% of FP17s Relating to Continuations	0	79	0.0%	0.8%	0.8%	0.8%
% of Patients satisfied with the dentistry they have received	0	0	N/A	94.5%	93.2%	93.5%
% of Patients satisfied with the time they had to wait for an appointment	0	0	N/A	91.1%	88.5%	87.4%

\* This is based on patients treated on this contract for their most recent course of treatment. Figures in italics indicate the base number of FP17s or Patient Questionnaire responses are less than 100. N/A is shown where the base number of responses is less than 10 during the period. % is calculated as Quantity/Base number\*100

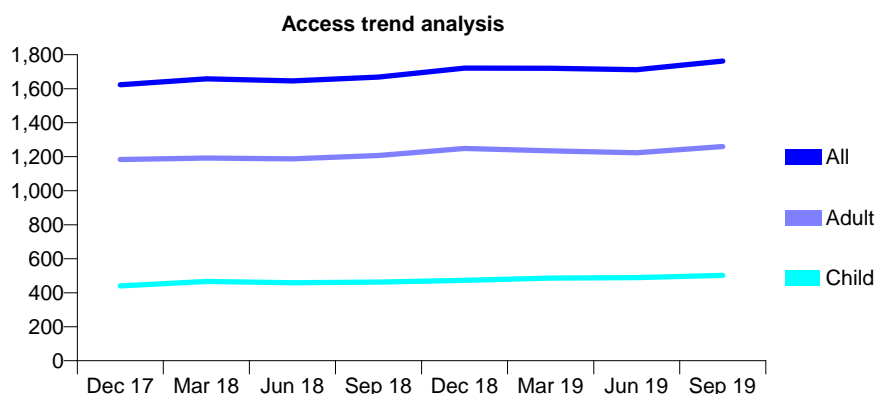
## Q53 - Vital Signs At a Glance Contract Report for 262307/0001 - September 2019

Name or company name	MR PA MOYO
Contract type name	GDS Contract
Purpose of contract	General
Contract start date	01/08/2015
Contract end date	

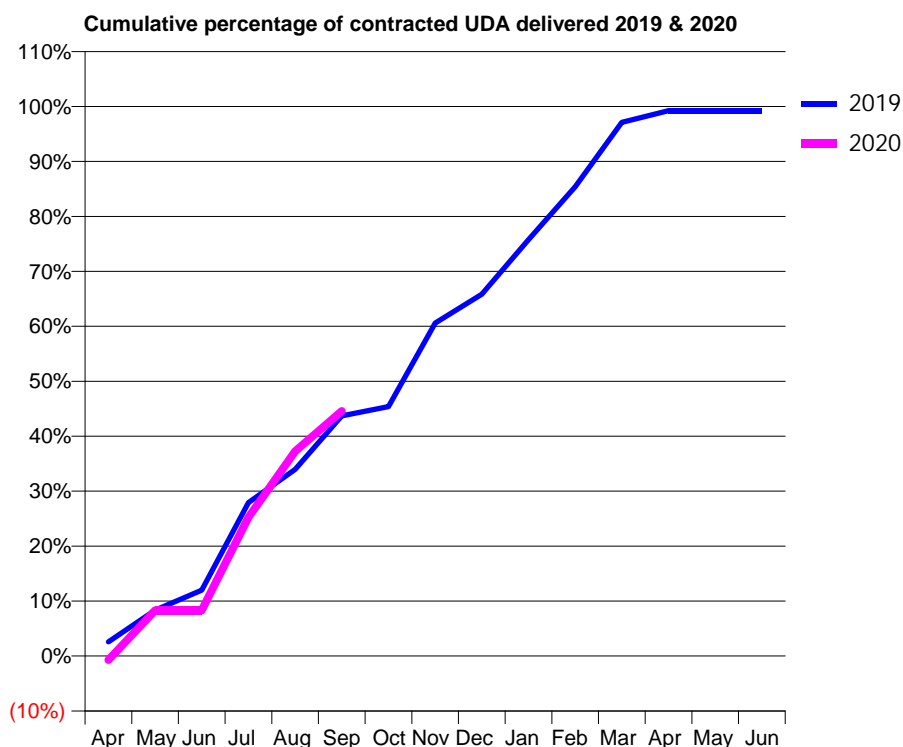
19/20 Contracted general activity (UDA)	4,577
Carry forward general activity (UDA)	34
19/20 Contracted orthodontic activity (UOA)	0
Carry forward orthodontic activity (UOA)	0
Baseline contract value	£140,225.55

### ACCESS\*

Patients seen in 24 months	Total	Change since previous quarter
Quarter ending September 2018	1,669	
Quarter ending December 2018	1,721	↑
Quarter ending March 2019	1,720	→
Quarter ending June 2019	1,712	→
Quarter ending September 2019	1,762	↑
<b>Variance since September 2018</b>	<b>5.6%</b>	<b>↑</b>



### ACTIVITY



Month	Adjusted Scheduled Activity (UDA)	
	2019	2020
April	118	-34
May	381	380
June	549	380
July	1,278	1,155
August	1,556	1,706
September	2,000	2,040
October	2,077	
November	2,773	
December	3,013	
January	3,467	
February	3,909	
March	4,444	
April	4,542	
May	4,542	
June	4,542	

### QUALITY

	Quantity	Base Number	Contract	AT	Region	England
% of FP17s for the same patient ID Re-attending within 3 months - Children	27	407	6.6%	8.9%	11.3%	11.5%
% of FP17s for the same patient ID Re-attending within 3 months - Adults	94	910	10.3%	12.3%	14.7%	15.4%
% of FP17s for the same patient ID Re-attending between 3 & 9 months - Children	243	407	59.7%	60.2%	60.8%	59.7%
% of FP17s for the same patient ID Re-attending between 3 & 9 months - Adults	544	910	59.8%	51.1%	52.8%	51.7%
% of FP17s for Band 1 Urgent Courses	42	1,262	3.3%	7.4%	8.2%	9.2%
% of FP17s Relating to Free Repair or Replacements	5	1,262	0.4%	0.8%	0.7%	0.7%
% of FP17s Relating to Continuations	20	1,262	1.6%	0.8%	0.8%	0.8%
% of Patients satisfied with the dentistry they have received	0	1	N/A	94.5%	93.2%	93.5%
% of Patients satisfied with the time they had to wait for an appointment	0	1	N/A	91.1%	88.5%	87.4%

\* This is based on patients treated on this contract for their most recent course of treatment. Figures in italics indicate the base number of FP17s or Patient Questionnaire responses are less than 100. N/A is shown where the base number of responses is less than 10 during the period. % is calculated as Quantity/Base number\*100

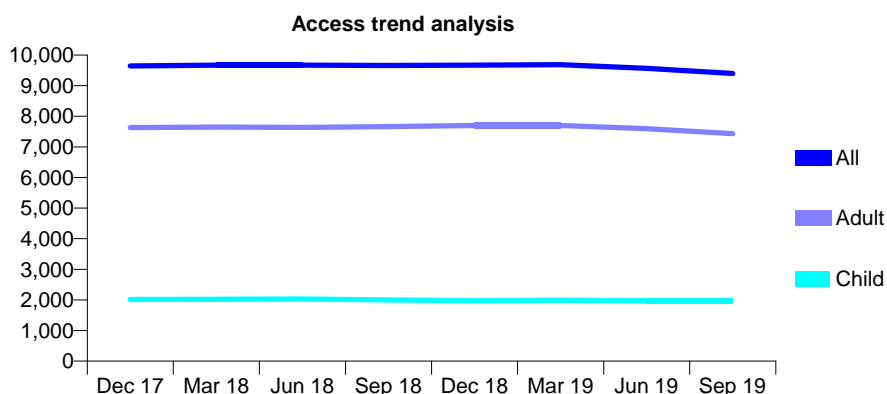
## Q53 - Vital Signs At a Glance Contract Report for 262919/0001 - September 2019

Name or company name	Prestige Dental Care
Contract type name	GDS Contract
Purpose of contract	General
Contract start date	01/04/2006
Contract end date	

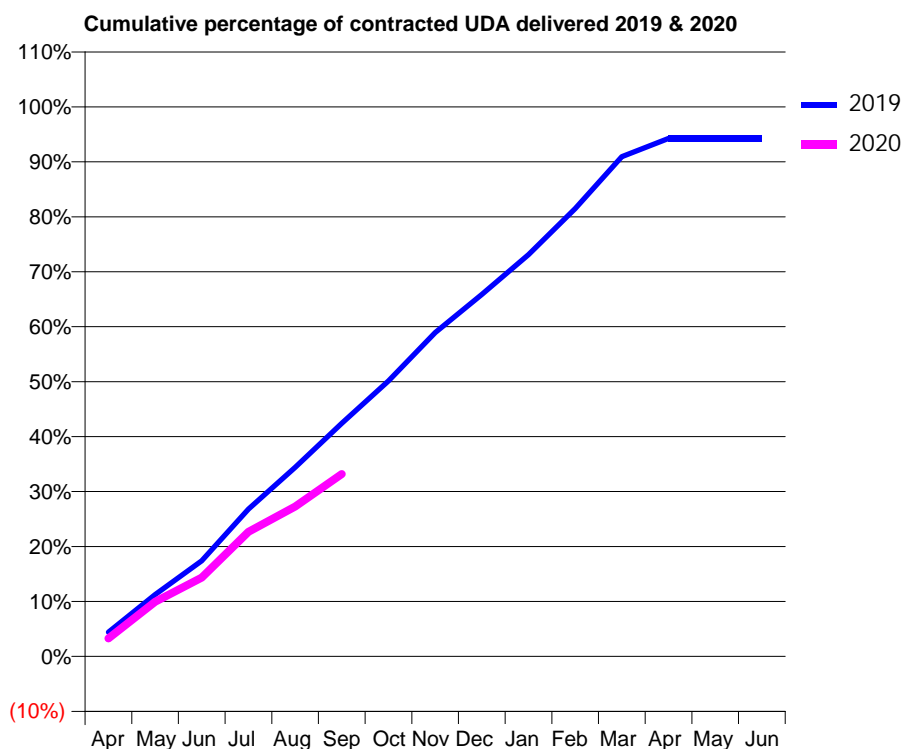
19/20 Contracted general activity (UDA)	37,353
Carry forward general activity (UDA)	0
19/20 Contracted orthodontic activity (UOA)	0
Carry forward orthodontic activity (UOA)	0
Baseline contract value	£965,415.79

### ACCESS\*

Patients seen in 24 months	Total	Change since previous quarter
Quarter ending September 2018	9,659	
Quarter ending December 2018	9,673	→
Quarter ending March 2019	9,687	→
Quarter ending June 2019	9,568	↓
Quarter ending September 2019	9,402	↓
<b>Variance since September 2018</b>	<b>(2.7%)</b>	<b>↓</b>



### ACTIVITY



Month	2019	2020
April	1,644	1,231
May	4,199	3,725
June	6,503	5,360
July	10,009	8,471
August	12,845	10,185
September	15,841	12,396
October	18,727	
November	22,015	
December	24,595	
January	27,309	
February	30,446	
March	33,973	
April	35,213	
May	35,199	
June	35,199	

### QUALITY

	Quantity	Base Number	Contract	AT	Region	England
% of FP17s for the same patient ID Re-attending within 3 months - Children	84	1,393	6.0%	8.9%	11.3%	11.5%
% of FP17s for the same patient ID Re-attending within 3 months - Adults	856	5,660	15.1%	12.3%	14.7%	15.4%
% of FP17s for the same patient ID Re-attending between 3 & 9 months - Children	928	1,393	66.6%	60.2%	60.8%	59.7%
% of FP17s for the same patient ID Re-attending between 3 & 9 months - Adults	3,819	5,660	67.5%	51.1%	52.8%	51.7%
% of FP17s for Band 1 Urgent Courses	313	6,572	4.8%	7.4%	8.2%	9.2%
% of FP17s Relating to Free Repair or Replacements	147	6,572	2.2%	0.8%	0.7%	0.7%
% of FP17s Relating to Continuations	137	6,572	2.1%	0.8%	0.8%	0.8%
% of Patients satisfied with the dentistry they have received	5	5	N/A	94.5%	93.2%	93.5%
% of Patients satisfied with the time they had to wait for an appointment	5	5	N/A	91.1%	88.5%	87.4%

\* This is based on patients treated on this contract for their most recent course of treatment. Figures in italics indicate the base number of FP17s or Patient Questionnaire responses are less than 100. N/A is shown where the base number of responses is less than 10 during the period. % is calculated as Quantity/Base number\*100

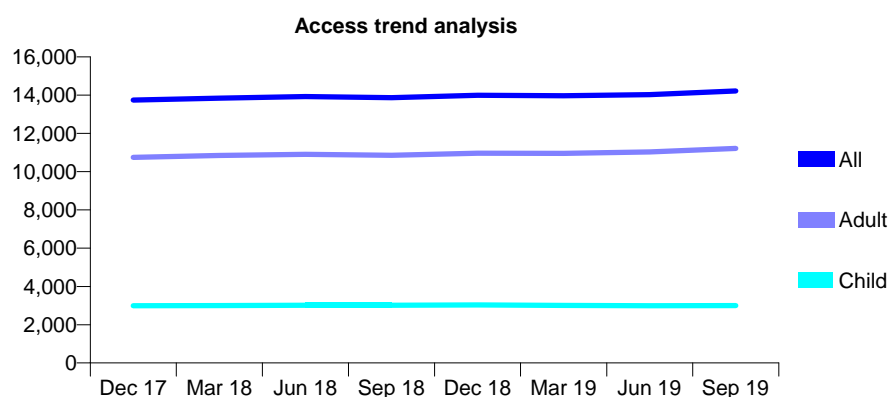
## Q53 - Vital Signs At a Glance Contract Report for 269654/0001 - September 2019

Name or company name	MR H SANGHERA
Contract type name	GDS Contract
Purpose of contract	General
Contract start date	01/04/2006
Contract end date	

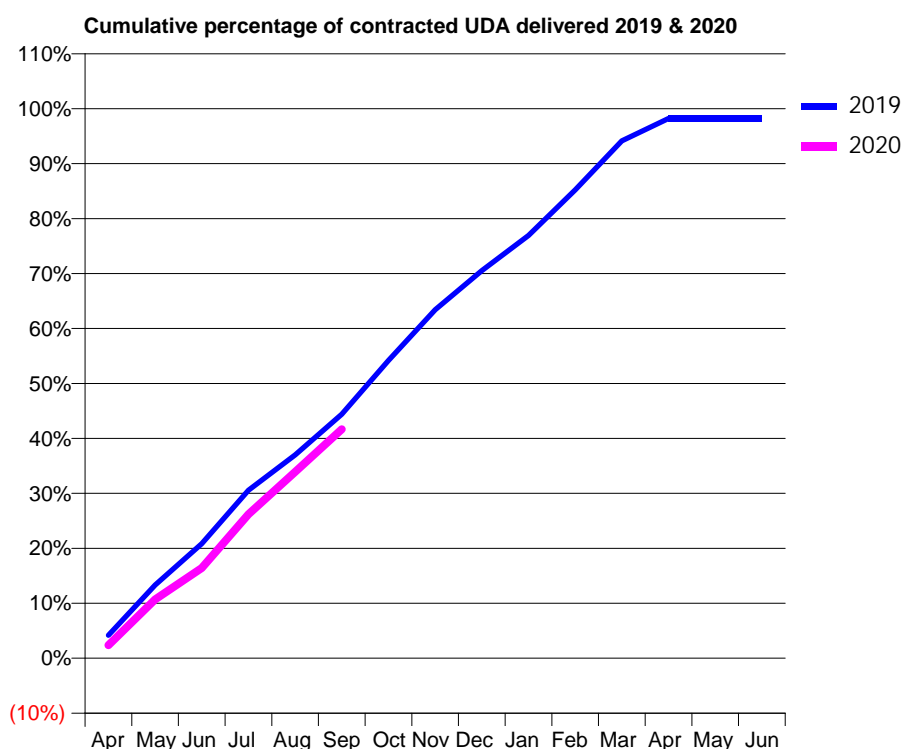
19/20 Contracted general activity (UDA)	36,773
Carry forward general activity (UDA)	656
19/20 Contracted orthodontic activity (UOA)	0
Carry forward orthodontic activity (UOA)	0
Baseline contract value	£1,056,065.74

### ACCESS\*

Patients seen in 24 months	Total	Change since previous quarter
Quarter ending September 2018	13,871	
Quarter ending December 2018	13,995	→
Quarter ending March 2019	13,966	→
Quarter ending June 2019	14,021	→
Quarter ending September 2019	14,218	→
<b>Variance since September 2018</b>	<b>2.5%</b>	<b>↑</b>



### ACTIVITY



Month	2019	2020
April	1,543	876
May	4,902	3,943
June	7,664	6,039
July	11,243	9,630
August	13,600	12,475
September	16,328	15,321
October	19,919	
November	23,321	
December	25,928	
January	28,288	
February	31,344	
March	34,623	
April	36,116	
May	36,116	
June	36,116	

### QUALITY

	Quantity	Base Number	Contract	AT	Region	England
% of FP17s for the same patient ID Re-attending within 3 months - Children	83	1,739	4.8%	8.9%	11.3%	11.5%
% of FP17s for the same patient ID Re-attending within 3 months - Adults	497	5,424	9.2%	12.3%	14.7%	15.4%
% of FP17s for the same patient ID Re-attending between 3 & 9 months - Children	643	1,739	37.0%	60.2%	60.8%	59.7%
% of FP17s for the same patient ID Re-attending between 3 & 9 months - Adults	1,231	5,424	22.7%	51.1%	52.8%	51.7%
% of FP17s for Band 1 Urgent Courses	145	6,692	2.2%	7.4%	8.2%	9.2%
% of FP17s Relating to Free Repair or Replacements	52	6,692	0.8%	0.8%	0.7%	0.7%
% of FP17s Relating to Continuations	146	6,692	2.2%	0.8%	0.8%	0.8%
% of Patients satisfied with the dentistry they have received	8	9	N/A	94.5%	93.2%	93.5%
% of Patients satisfied with the time they had to wait for an appointment	7	9	N/A	91.1%	88.5%	87.4%

\* This is based on patients treated on this contract for their most recent course of treatment.

Figures in italics indicate the base number of FP17s or Patient Questionnaire responses are less than 100. N/A is shown where the base number of responses is less than 10 during the period. % is calculated as Quantity/Base number\*100



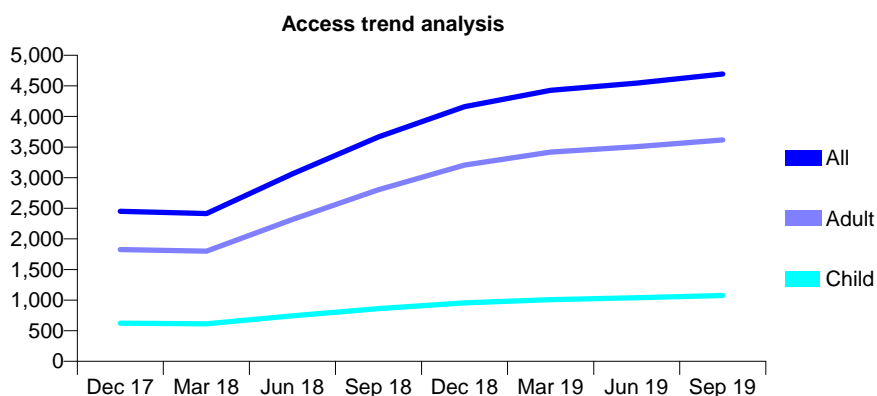
## Q53 - Vital Signs At a Glance Contract Report for 273600/0003 - September 2019

Name or company name	MISS H ANJAM
Contract type name	GDS Contract
Purpose of contract	General
Contract start date	01/04/2007
Contract end date	

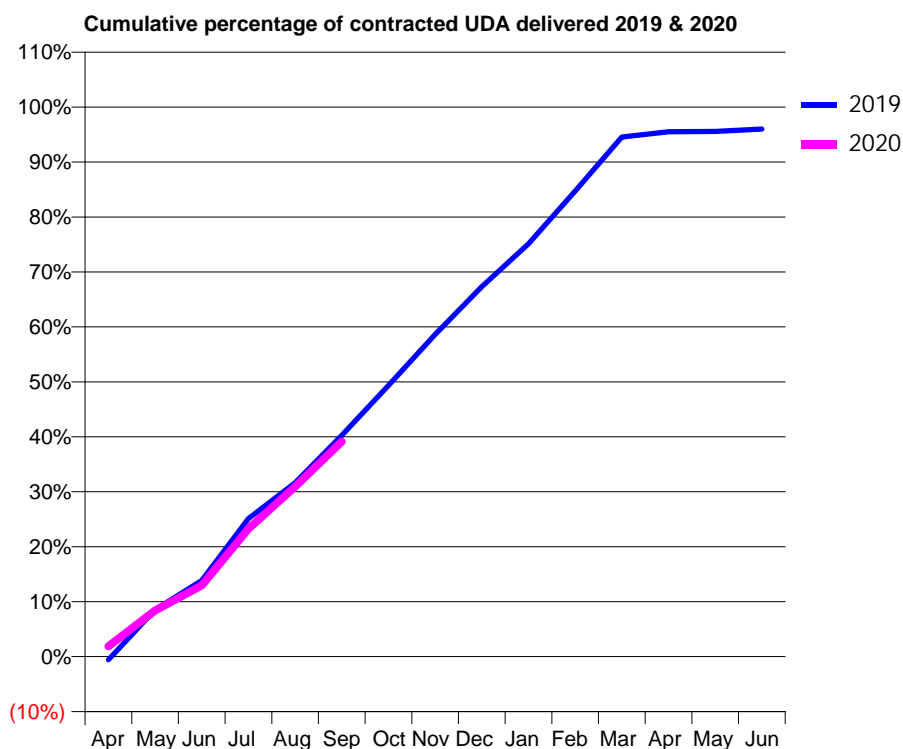
19/20 Contracted general activity (UDA)	13,216
Carry forward general activity (UDA)	386
19/20 Contracted orthodontic activity (UOA)	0
Carry forward orthodontic activity (UOA)	0
Baseline contract value	£305,258.22

### ACCESS\*

Patients seen in 24 months	Total	Change since previous quarter
Quarter ending September 2018	3,666	
Quarter ending December 2018	4,161	↑
Quarter ending March 2019	4,428	↑
Quarter ending June 2019	4,546	↑
Quarter ending September 2019	4,694	↑
<b>Variance since September 2018</b>	<b>28.0%</b>	<b>↑</b>



### ACTIVITY



Month	Adjusted Scheduled Activity (UDA)	
	2019	2020
April	-78	248
May	1,130	1,112
June	1,830	1,710
July	3,321	3,075
August	4,184	4,091
September	5,322	5,171
October	6,522	
November	7,749	
December	8,898	
January	9,926	
February	11,199	
March	12,497	
April	12,622	
May	12,628	
June	12,685	

### QUALITY

	Quantity	Base Number	Contract	AT	Region	England
% of FP17s for the same patient ID Re-attending within 3 months - Children	27	616	4.4%	8.9%	11.3%	11.5%
% of FP17s for the same patient ID Re-attending within 3 months - Adults	356	2,389	14.9%	12.3%	14.7%	15.4%
% of FP17s for the same patient ID Re-attending between 3 & 9 months - Children	296	616	48.1%	60.2%	60.8%	59.7%
% of FP17s for the same patient ID Re-attending between 3 & 9 months - Adults	1,204	2,389	50.4%	51.1%	52.8%	51.7%
% of FP17s for Band 1 Urgent Courses	322	2,929	11.0%	7.4%	8.2%	9.2%
% of FP17s Relating to Free Repair or Replacements	26	2,929	0.9%	0.8%	0.7%	0.7%
% of FP17s Relating to Continuations	71	2,929	2.4%	0.8%	0.8%	0.8%
% of Patients satisfied with the dentistry they have received	5	5	N/A	94.5%	93.2%	93.5%
% of Patients satisfied with the time they had to wait for an appointment	4	5	N/A	91.1%	88.5%	87.4%

\* This is based on patients treated on this contract for their most recent course of treatment. Figures in italics indicate the base number of FP17s or Patient Questionnaire responses are less than 100. N/A is shown where the base number of responses is less than 10 during the period. % is calculated as Quantity/Base number\*100

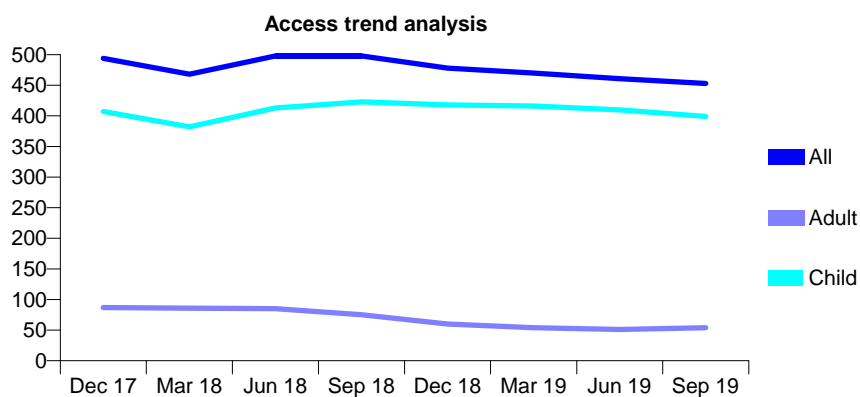
## Q53 - Vital Signs At a Glance Contract Report for 296163/0001 - September 2019

Name or company name	MR S DHANDA
Contract type name	GDS Contract
Purpose of contract	General
Contract start date	01/01/2015
Contract end date	

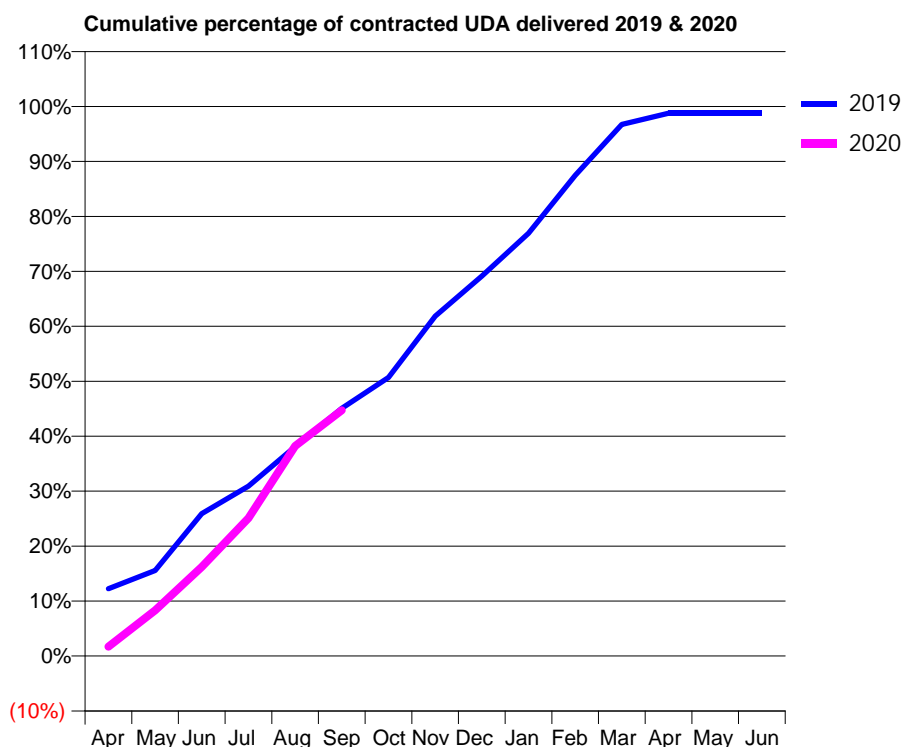
19/20 Contracted general activity (UDA)	1,021
Carry forward general activity (UDA)	12
19/20 Contracted orthodontic activity (UOA)	0
Carry forward orthodontic activity (UOA)	0
Baseline contract value	£24,267.94

### ACCESS\*

Patients seen in 24 months	Total	Change since previous quarter
Quarter ending September 2018	498	
Quarter ending December 2018	478	↓
Quarter ending March 2019	470	↓
Quarter ending June 2019	461	↓
Quarter ending September 2019	453	↓
<b>Variance since September 2018</b>	<b>(9.0%)</b>	<b>↓</b>



### ACTIVITY



Month	Adjusted Scheduled Activity (UDA)	
	2019	2020
April	125	17
May	159	85
June	264	165
July	316	256
August	389	390
September	460	457
October	517	
November	631	
December	706	
January	786	
February	893	
March	987	
April	1,009	
May	1,009	
June	1,009	

### QUALITY

	Quantity	Base Number	Contract	AT	Region	England
% of FP17s for the same patient ID Re-attending within 3 months - Children	18	330	5.5%	8.9%	11.3%	11.5%
% of FP17s for the same patient ID Re-attending within 3 months - Adults	0	22	0.0%	12.3%	14.7%	15.4%
% of FP17s for the same patient ID Re-attending between 3 & 9 months - Children	251	330	76.1%	60.2%	60.8%	59.7%
% of FP17s for the same patient ID Re-attending between 3 & 9 months - Adults	17	22	77.3%	51.1%	52.8%	51.7%
% of FP17s for Band 1 Urgent Courses	13	333	3.9%	7.4%	8.2%	9.2%
% of FP17s Relating to Free Repair or Replacements	1	333	0.3%	0.8%	0.7%	0.7%
% of FP17s Relating to Continuations	0	333	0.0%	0.8%	0.8%	0.8%
% of Patients satisfied with the dentistry they have received	1	1	N/A	94.5%	93.2%	93.5%
% of Patients satisfied with the time they had to wait for an appointment	1	1	N/A	91.1%	88.5%	87.4%

\* This is based on patients treated on this contract for their most recent course of treatment. Figures in italics indicate the base number of FP17s or Patient Questionnaire responses are less than 100. N/A is shown where the base number of responses is less than 10 during the period. % is calculated as Quantity/Base number\*100

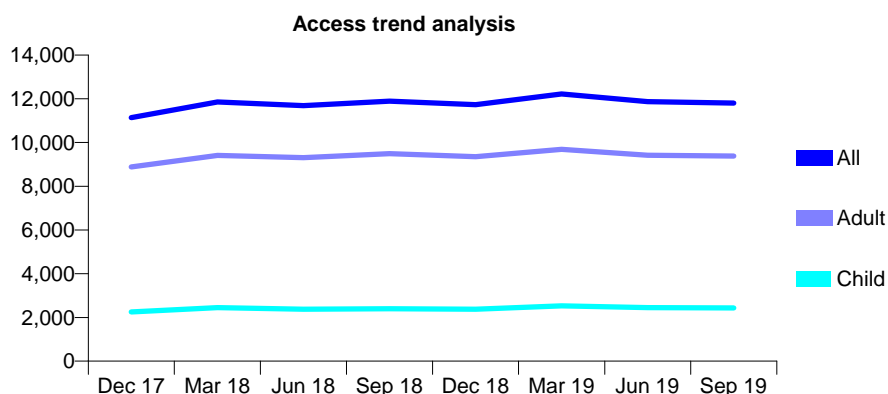
## Q53 - Vital Signs At a Glance Contract Report for 309699/0001 - September 2019

Name or company name	MR DJ LANGMAN
Contract type name	GDS Contract
Purpose of contract	General
Contract start date	01/04/2006
Contract end date	

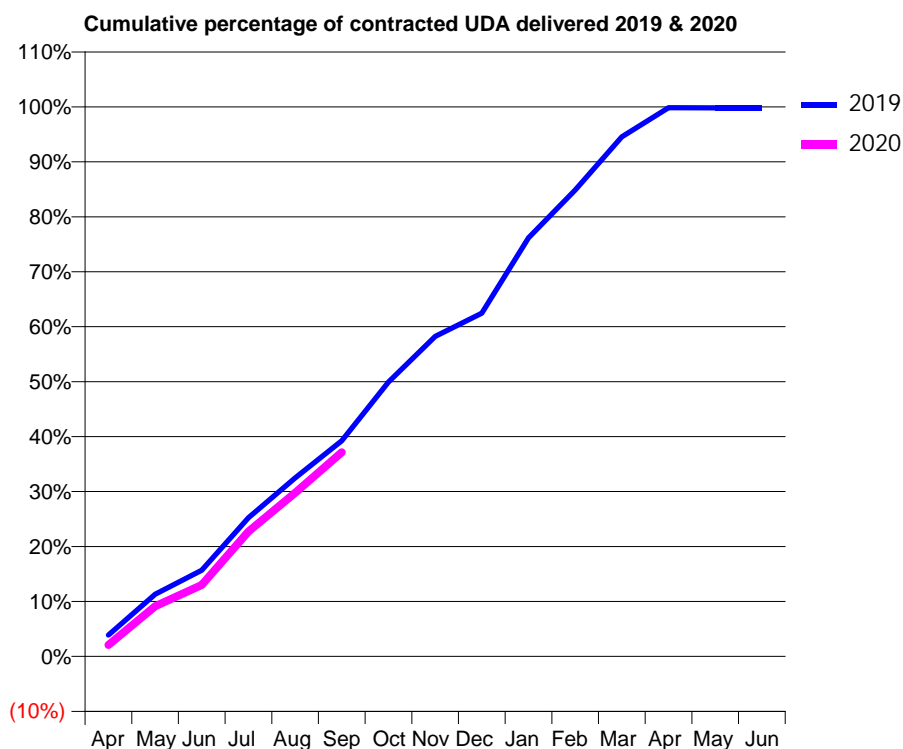
19/20 Contracted general activity (UDA)	29,745
Carry forward general activity (UDA)	51
19/20 Contracted orthodontic activity (UOA)	0
Carry forward orthodontic activity (UOA)	0
Baseline contract value	£980,058.71

### ACCESS\*

Patients seen in 24 months	Total	Change since previous quarter
Quarter ending September 2018	11,892	
Quarter ending December 2018	11,735	↓
Quarter ending March 2019	12,223	↑
Quarter ending June 2019	11,870	↓
Quarter ending September 2019	11,808	→
<b>Variance since September 2018</b>	<b>(0.7%)</b>	<b>→</b>



### ACTIVITY



Month	2019	2020
April	1,155	616
May	3,366	2,719
June	4,668	3,875
July	7,509	6,758
August	9,662	8,861
September	11,676	11,045
October	14,855	
November	17,317	
December	18,579	
January	22,657	
February	25,247	
March	28,115	
April	29,697	
May	29,694	
June	29,694	

### QUALITY

	Quantity	Base Number	Contract	AT	Region	England
% of FP17s for the same patient ID Re-attending within 3 months - Children	119	1,785	6.7%	8.9%	11.3%	11.5%
% of FP17s for the same patient ID Re-attending within 3 months - Adults	783	5,851	13.4%	12.3%	14.7%	15.4%
% of FP17s for the same patient ID Re-attending between 3 & 9 months - Children	1,131	1,785	63.4%	60.2%	60.8%	59.7%
% of FP17s for the same patient ID Re-attending between 3 & 9 months - Adults	2,535	5,851	43.3%	51.1%	52.8%	51.7%
% of FP17s for Band 1 Urgent Courses	488	6,795	7.2%	7.4%	8.2%	9.2%
% of FP17s Relating to Free Repair or Replacements	65	6,795	1.0%	0.8%	0.7%	0.7%
% of FP17s Relating to Continuations	52	6,795	0.8%	0.8%	0.8%	0.8%
% of Patients satisfied with the dentistry they have received	6	6	N/A	94.5%	93.2%	93.5%
% of Patients satisfied with the time they had to wait for an appointment	6	6	N/A	91.1%	88.5%	87.4%

\* This is based on patients treated on this contract for their most recent course of treatment. Figures in italics indicate the base number of FP17s or Patient Questionnaire responses are less than 100. N/A is shown where the base number of responses is less than 10 during the period. % is calculated as Quantity/Base number\*100

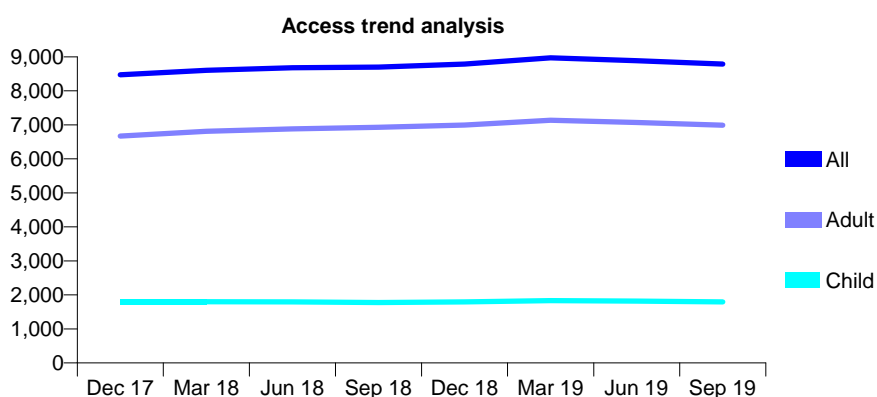
## Q53 - Vital Signs At a Glance Contract Report for 309699/0002 - September 2019

Name or company name	MR DJ LANGMAN
Contract type name	GDS Contract
Purpose of contract	General
Contract start date	01/04/2006
Contract end date	

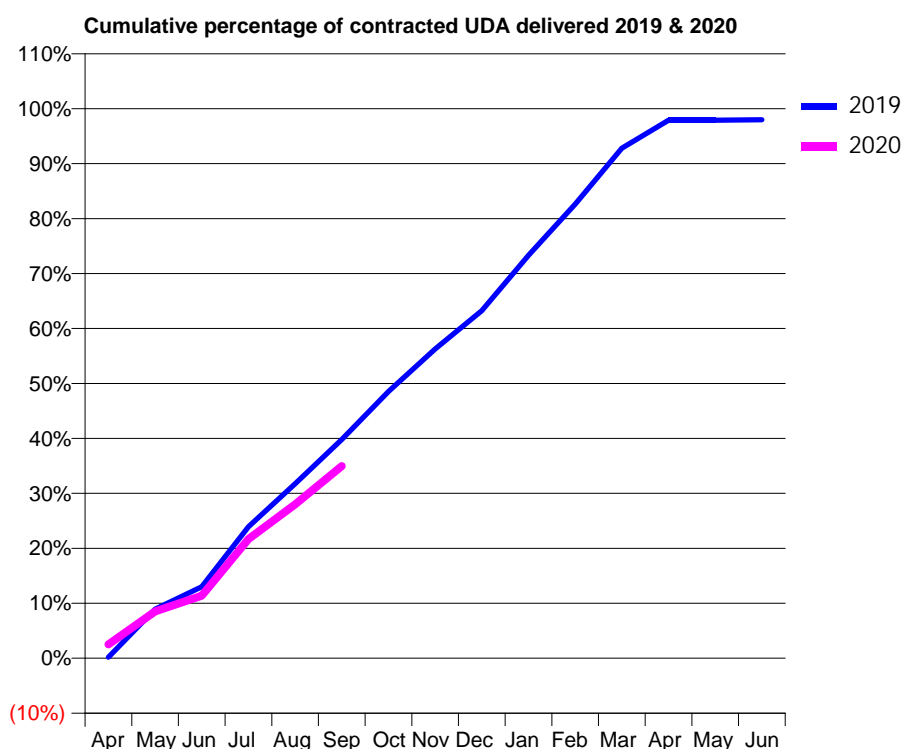
19/20 Contracted general activity (UDA)	22,500
Carry forward general activity (UDA)	453
19/20 Contracted orthodontic activity (UOA)	0
Carry forward orthodontic activity (UOA)	0
Baseline contract value	£741,345.47

### ACCESS\*

Patients seen in 24 months	Total	Change since previous quarter
Quarter ending September 2018	8,700	
Quarter ending December 2018	8,789	→
Quarter ending March 2019	8,970	↑
Quarter ending June 2019	8,887	→
Quarter ending September 2019	8,785	↓
<b>Variance since September 2018</b>	<b>1.0%</b>	<b>→</b>



### ACTIVITY



Month	2019	2020
April	47	564
May	2,013	1,917
June	2,923	2,556
July	5,380	4,881
August	7,146	6,303
September	8,953	7,867
October	10,925	
November	12,662	
December	14,225	
January	16,496	
February	18,593	
March	20,879	
April	22,030	
May	22,031	
June	22,047	

### QUALITY

	Quantity	Base Number	Contract	AT	Region	England
% of FP17s for the same patient ID Re-attending within 3 months - Children	107	1,387	7.7%	8.9%	11.3%	11.5%
% of FP17s for the same patient ID Re-attending within 3 months - Adults	591	4,605	12.8%	12.3%	14.7%	15.4%
% of FP17s for the same patient ID Re-attending between 3 & 9 months - Children	941	1,387	67.8%	60.2%	60.8%	59.7%
% of FP17s for the same patient ID Re-attending between 3 & 9 months - Adults	2,601	4,605	56.5%	51.1%	52.8%	51.7%
% of FP17s for Band 1 Urgent Courses	278	5,358	5.2%	7.4%	8.2%	9.2%
% of FP17s Relating to Free Repair or Replacements	58	5,358	1.1%	0.8%	0.7%	0.7%
% of FP17s Relating to Continuations	53	5,358	1.0%	0.8%	0.8%	0.8%
% of Patients satisfied with the dentistry they have received	7	7	N/A	94.5%	93.2%	93.5%
% of Patients satisfied with the time they had to wait for an appointment	7	7	N/A	91.1%	88.5%	87.4%

\* This is based on patients treated on this contract for their most recent course of treatment.

Figures in italics indicate the base number of FP17s or Patient Questionnaire responses are less than 100. N/A is shown where the base number of responses is less than 10 during the period. % is calculated as Quantity/Base number\*100

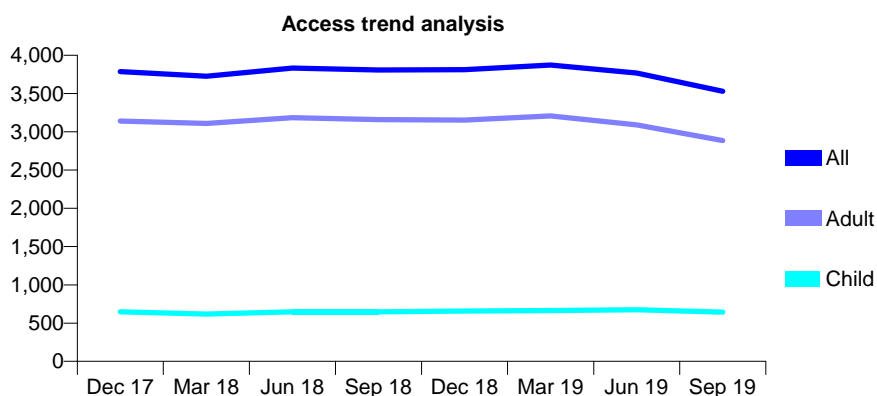
## Q53 - Vital Signs At a Glance Contract Report for 324531/0001 - September 2019

Name or company name	Light, Salmon, Davey, Javaid, Jain
Contract type name	GDS Contract
Purpose of contract	General
Contract start date	01/04/2006
Contract end date	

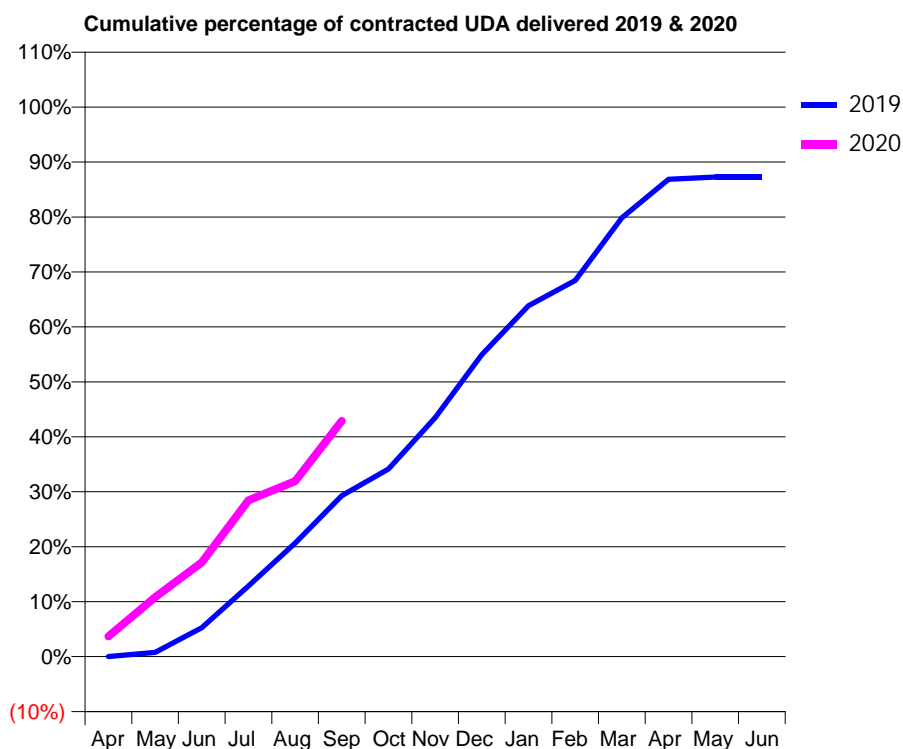
19/20 Contracted general activity (UDA)	10,389
Carry forward general activity (UDA)	0
19/20 Contracted orthodontic activity (UOA)	0
Carry forward orthodontic activity (UOA)	0
Baseline contract value	£230,510.81

### ACCESS\*

Patients seen in 24 months	Total	Change since previous quarter
Quarter ending September 2018	3,807	
Quarter ending December 2018	3,812	→
Quarter ending March 2019	3,872	→
Quarter ending June 2019	3,767	↓
Quarter ending September 2019	3,529	↓
<b>Variance since September 2018</b>	<b>(7.3%)</b>	<b>↓</b>



### ACTIVITY



Month	Adjusted Scheduled Activity (UDA)	
	2019	2020
April	0	386
May	80	1,125
June	545	1,781
July	1,336	2,957
August	2,147	3,316
September	3,043	4,455
October	3,547	
November	4,520	
December	5,708	
January	6,634	
February	7,111	
March	8,296	
April	9,024	
May	9,065	
June	9,066	

### QUALITY

	Quantity	Base Number	Contract	AT	Region	England
% of FP17s for the same patient ID Re-attending within 3 months - Children	22	511	4.3%	8.9%	11.3%	11.5%
% of FP17s for the same patient ID Re-attending within 3 months - Adults	183	1,784	10.3%	12.3%	14.7%	15.4%
% of FP17s for the same patient ID Re-attending between 3 & 9 months - Children	222	511	43.4%	60.2%	60.8%	59.7%
% of FP17s for the same patient ID Re-attending between 3 & 9 months - Adults	473	1,784	26.5%	51.1%	52.8%	51.7%
% of FP17s for Band 1 Urgent Courses	120	1,944	6.2%	7.4%	8.2%	9.2%
% of FP17s Relating to Free Repair or Replacements	22	1,944	1.1%	0.8%	0.7%	0.7%
% of FP17s Relating to Continuations	8	1,944	0.4%	0.8%	0.8%	0.8%
% of Patients satisfied with the dentistry they have received	5	5	N/A	94.5%	93.2%	93.5%
% of Patients satisfied with the time they had to wait for an appointment	5	5	N/A	91.1%	88.5%	87.4%

\* This is based on patients treated on this contract for their most recent course of treatment. Figures in italics indicate the base number of FP17s or Patient Questionnaire responses are less than 100. N/A is shown where the base number of responses is less than 10 during the period. % is calculated as Quantity/Base number\*100

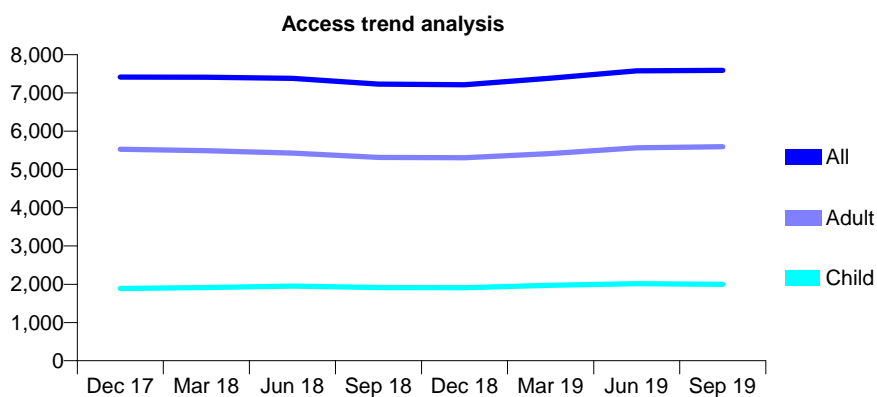
## Q53 - Vital Signs At a Glance Contract Report for 325708/0006 - September 2019

Name or company name	Balbir S Bhandal, Amrik S Bhandal & Baljit
Contract type name	GDS Contract
Purpose of contract	General and Orthodontic
Contract start date	01/04/2006
Contract end date	

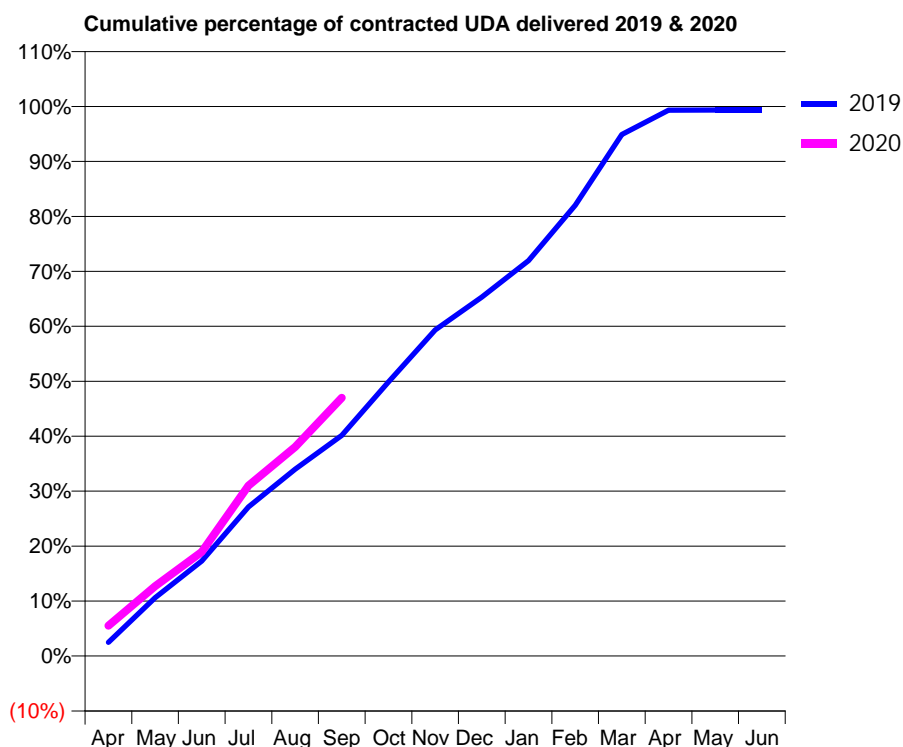
19/20 Contracted general activity (UDA)	23,158
Carry forward general activity (UDA)	151
19/20 Contracted orthodontic activity (UOA)	203
Carry forward orthodontic activity (UOA)	8
Baseline contract value	£568,418.51

### ACCESS\*

Patients seen in 24 months	Total	Change since previous quarter
Quarter ending September 2018	7,230	
Quarter ending December 2018	7,213	→
Quarter ending March 2019	7,384	↑
Quarter ending June 2019	7,577	↑
Quarter ending September 2019	7,591	→
<b>Variance since September 2018</b>	<b>5.0%</b>	<b>↑</b>



### ACTIVITY



Month	Adjusted Scheduled Activity (UDA)	
	2019	2020
April	576	1,277
May	2,456	2,948
June	4,006	4,386
July	6,286	7,181
August	7,877	8,809
September	9,297	10,885
October	11,550	
November	13,743	
December	15,124	
January	16,660	
February	18,996	
March	21,977	
April	23,000	
May	23,007	
June	23,007	

### QUALITY

	Quantity	Base Number	Contract	AT	Region	England
% of FP17s for the same patient ID Re-attending within 3 months - Children	83	1,394	6.0%	8.9%	11.3%	11.5%
% of FP17s for the same patient ID Re-attending within 3 months - Adults	487	3,971	12.3%	12.3%	14.7%	15.4%
% of FP17s for the same patient ID Re-attending between 3 & 9 months - Children	788	1,394	56.5%	60.2%	60.8%	59.7%
% of FP17s for the same patient ID Re-attending between 3 & 9 months - Adults	2,166	3,971	54.5%	51.1%	52.8%	51.7%
% of FP17s for Band 1 Urgent Courses	258	4,906	5.3%	7.4%	8.2%	9.2%
% of FP17s Relating to Free Repair or Replacements	62	4,906	1.3%	0.8%	0.7%	0.7%
% of FP17s Relating to Continuations	56	4,906	1.1%	0.8%	0.8%	0.8%
% of Patients satisfied with the dentistry they have received	4	4	N/A	94.5%	93.2%	93.5%
% of Patients satisfied with the time they had to wait for an appointment	4	4	N/A	91.1%	88.5%	87.4%

\* This is based on patients treated on this contract for their most recent course of treatment. Figures in italics indicate the base number of FP17s or Patient Questionnaire responses are less than 100. N/A is shown where the base number of responses is less than 10 during the period. % is calculated as Quantity/Base number\*100

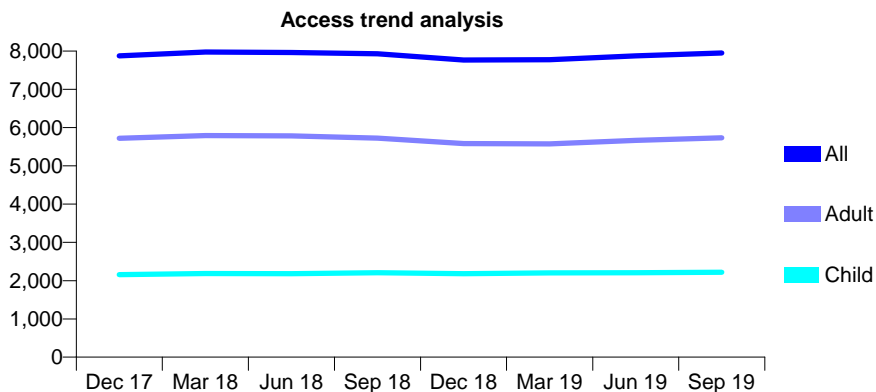
## Q53 - Vital Signs At a Glance Contract Report for 331805/0002 - September 2019

Name or company name	MR JS SHERGILL
Contract type name	GDS Contract
Purpose of contract	General
Contract start date	01/04/2006
Contract end date	

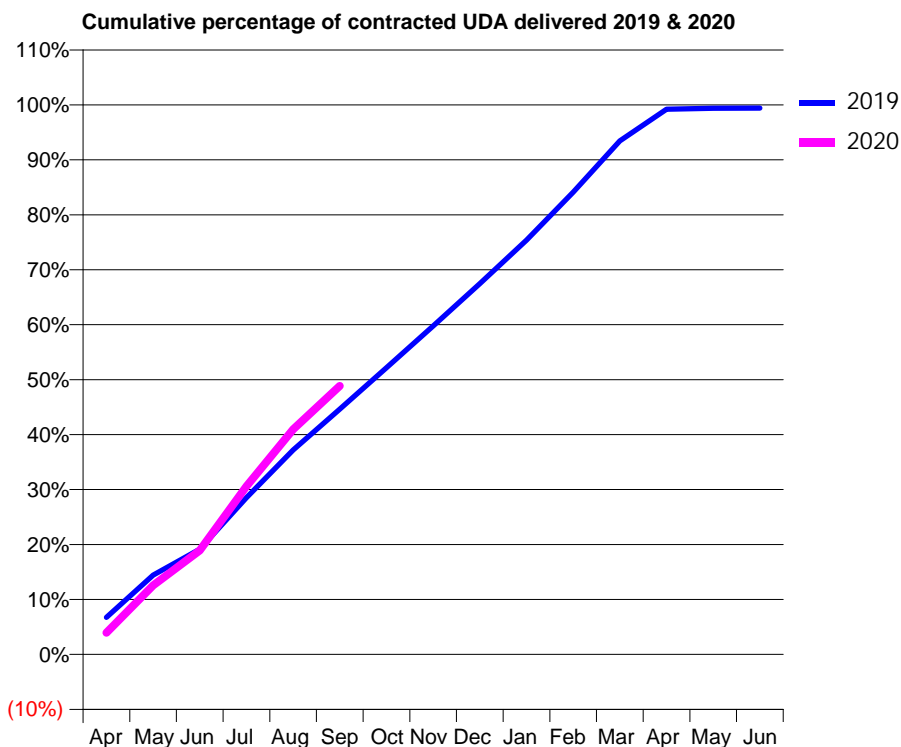
19/20 Contracted general activity (UDA)	19,165
Carry forward general activity (UDA)	112
19/20 Contracted orthodontic activity (UOA)	0
Carry forward orthodontic activity (UOA)	0
Baseline contract value	£492,212.43

### ACCESS\*

Patients seen in 24 months	Total	Change since previous quarter
Quarter ending September 2018	7,929	
Quarter ending December 2018	7,765	↓
Quarter ending March 2019	7,775	→
Quarter ending June 2019	7,876	→
Quarter ending September 2019	7,951	→
<b>Variance since September 2018</b>	<b>0.3%</b>	<b>→</b>



### ACTIVITY



Month	2019	2020
April	1,294	755
May	2,765	2,407
June	3,670	3,625
July	5,469	5,863
August	7,131	7,849
September	8,557	9,363
October	10,000	
November	11,457	
December	12,928	
January	14,448	
February	16,122	
March	17,909	
April	19,016	
May	19,046	
June	19,052	

### QUALITY

	Quantity	Base Number	Contract	AT	Region	England
% of FP17s for the same patient ID Re-attending within 3 months - Children	89	1,682	5.3%	8.9%	11.3%	11.5%
% of FP17s for the same patient ID Re-attending within 3 months - Adults	350	3,707	9.4%	12.3%	14.7%	15.4%
% of FP17s for the same patient ID Re-attending between 3 & 9 months - Children	1,057	1,682	62.8%	60.2%	60.8%	59.7%
% of FP17s for the same patient ID Re-attending between 3 & 9 months - Adults	1,729	3,707	46.6%	51.1%	52.8%	51.7%
% of FP17s for Band 1 Urgent Courses	301	4,896	6.1%	7.4%	8.2%	9.2%
% of FP17s Relating to Free Repair or Replacements	52	4,896	1.1%	0.8%	0.7%	0.7%
% of FP17s Relating to Continuations	52	4,896	1.1%	0.8%	0.8%	0.8%
% of Patients satisfied with the dentistry they have received	3	3	N/A	94.5%	93.2%	93.5%
% of Patients satisfied with the time they had to wait for an appointment	3	3	N/A	91.1%	88.5%	87.4%

\* This is based on patients treated on this contract for their most recent course of treatment. Figures in italics indicate the base number of FP17s or Patient Questionnaire responses are less than 100. N/A is shown where the base number of responses is less than 10 during the period. % is calculated as Quantity/Base number\*100

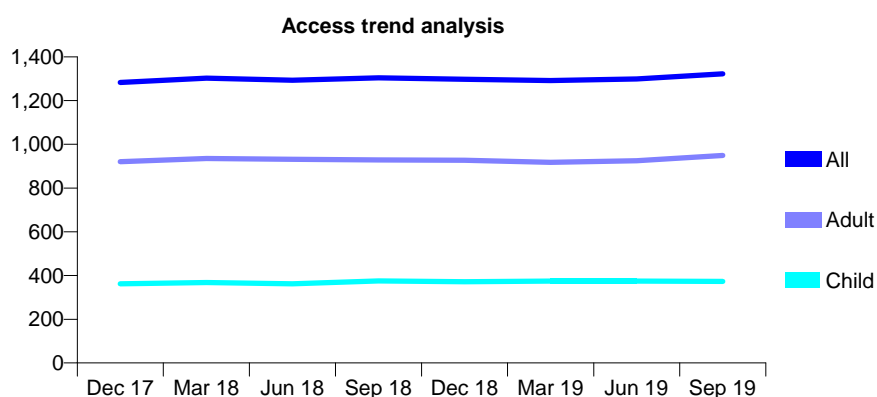
## Q53 - Vital Signs At a Glance Contract Report for 331805/0003 - September 2019

Name or company name	MR JS SHERGILL
Contract type name	GDS Contract
Purpose of contract	General
Contract start date	01/04/2006
Contract end date	

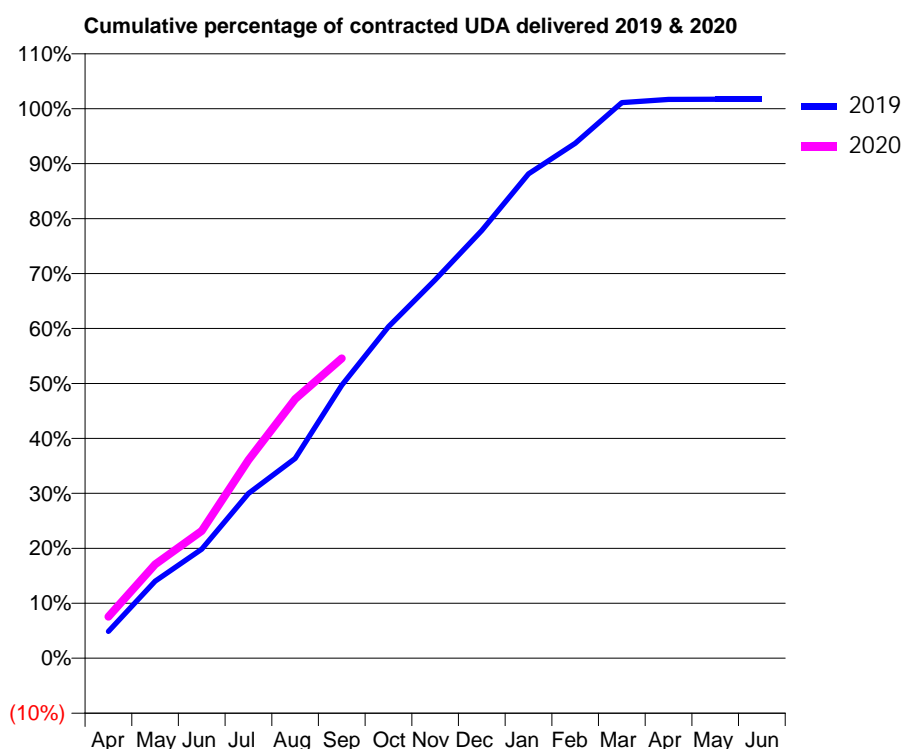
19/20 Contracted general activity (UDA)	3,550
Carry forward general activity (UDA)	-61
19/20 Contracted orthodontic activity (UOA)	0
Carry forward orthodontic activity (UOA)	0
Baseline contract value	£92,154.89

### ACCESS\*

Patients seen in 24 months	Total	Change since previous quarter
Quarter ending September 2018	1,304	
Quarter ending December 2018	1,298	→
Quarter ending March 2019	1,292	→
Quarter ending June 2019	1,299	→
Quarter ending September 2019	1,322	→
<b>Variance since September 2018</b>	<b>1.4%</b>	<b>→</b>



### ACTIVITY



Month	2019	2020
April	174	269
May	497	607
June	704	822
July	1,064	1,281
August	1,291	1,674
September	1,763	1,937
October	2,141	
November	2,444	
December	2,763	
January	3,129	
February	3,327	
March	3,590	
April	3,610	
May	3,611	
June	3,611	

### QUALITY

	Quantity	Base Number	Contract	AT	Region	England
% of FP17s for the same patient ID Re-attending within 3 months - Children	18	300	6.0%	8.9%	11.3%	11.5%
% of FP17s for the same patient ID Re-attending within 3 months - Adults	81	656	12.3%	12.3%	14.7%	15.4%
% of FP17s for the same patient ID Re-attending between 3 & 9 months - Children	192	300	64.0%	60.2%	60.8%	59.7%
% of FP17s for the same patient ID Re-attending between 3 & 9 months - Adults	322	656	49.1%	51.1%	52.8%	51.7%
% of FP17s for Band 1 Urgent Courses	70	939	7.5%	7.4%	8.2%	9.2%
% of FP17s Relating to Free Repair or Replacements	10	939	1.1%	0.8%	0.7%	0.7%
% of FP17s Relating to Continuations	4	939	0.4%	0.8%	0.8%	0.8%
% of Patients satisfied with the dentistry they have received	2	2	N/A	94.5%	93.2%	93.5%
% of Patients satisfied with the time they had to wait for an appointment	2	2	N/A	91.1%	88.5%	87.4%

\* This is based on patients treated on this contract for their most recent course of treatment.

Figures in italics indicate the base number of FP17s or Patient Questionnaire responses are less than 100. N/A is shown where the base number of responses is less than 10 during the period. % is calculated as Quantity/Base number\*100



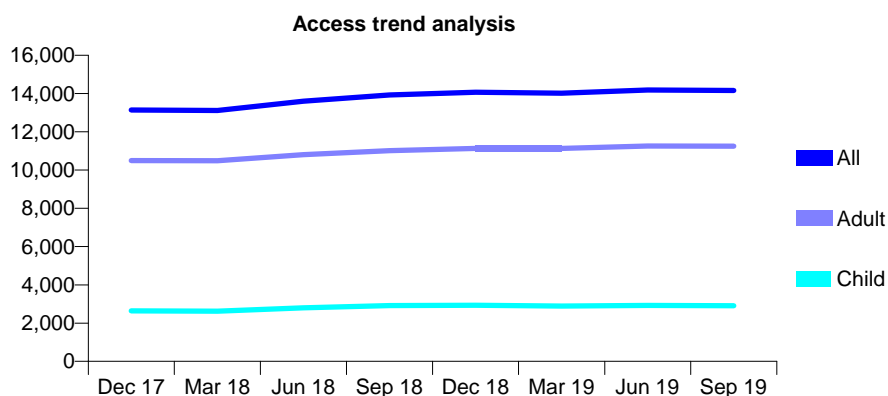
## Q53 - Vital Signs At a Glance Contract Report for 334820/0001 - September 2019

Name or company name	MR AS DULKU
Contract type name	GDS Contract
Purpose of contract	General
Contract start date	01/04/2006
Contract end date	

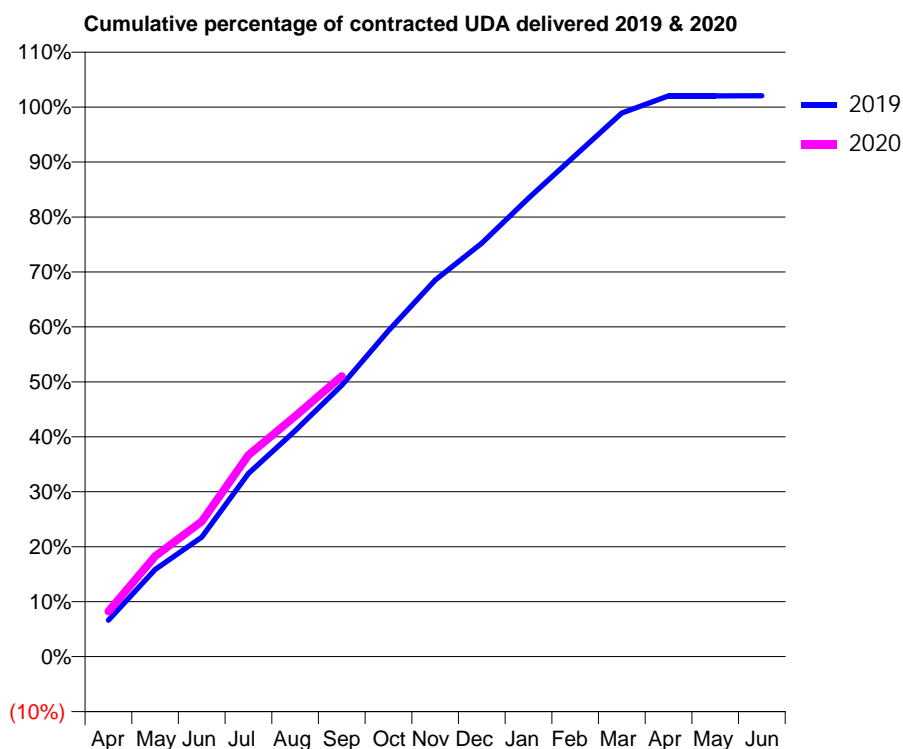
19/20 Contracted general activity (UDA)	44,202
Carry forward general activity (UDA)	-884
19/20 Contracted orthodontic activity (UOA)	0
Carry forward orthodontic activity (UOA)	0
Baseline contract value	£1,376,325.34

### ACCESS\*

Patients seen in 24 months	Total	Change since previous quarter
Quarter ending September 2018	13,928	
Quarter ending December 2018	14,063	→
Quarter ending March 2019	14,020	→
Quarter ending June 2019	14,183	→
Quarter ending September 2019	14,156	→
<b>Variance since September 2018</b>	<b>1.6%</b>	<b>→</b>



### ACTIVITY



Month	Adjusted Scheduled Activity (UDA)	
	2019	2020
April	2,932	3,639
May	7,011	8,086
June	9,606	10,873
July	14,733	16,218
August	18,165	19,348
September	21,819	22,560
October	26,214	
November	30,284	
December	33,261	
January	36,868	
February	40,303	
March	43,729	
April	45,100	
May	45,096	
June	45,115	

### QUALITY

	Quantity	Base Number	Contract	AT	Region	England
% of FP17s for the same patient ID Re-attending within 3 months - Children	134	2,547	5.3%	8.9%	11.3%	11.5%
% of FP17s for the same patient ID Re-attending within 3 months - Adults	1,085	10,515	10.3%	12.3%	14.7%	15.4%
% of FP17s for the same patient ID Re-attending between 3 & 9 months - Children	1,815	2,547	71.3%	60.2%	60.8%	59.7%
% of FP17s for the same patient ID Re-attending between 3 & 9 months - Adults	7,604	10,515	72.3%	51.1%	52.8%	51.7%
% of FP17s for Band 1 Urgent Courses	268	11,814	2.3%	7.4%	8.2%	9.2%
% of FP17s Relating to Free Repair or Replacements	97	11,814	0.8%	0.8%	0.7%	0.7%
% of FP17s Relating to Continuations	164	11,814	1.4%	0.8%	0.8%	0.8%
% of Patients satisfied with the dentistry they have received	8	8	N/A	94.5%	93.2%	93.5%
% of Patients satisfied with the time they had to wait for an appointment	8	8	N/A	91.1%	88.5%	87.4%

\* This is based on patients treated on this contract for their most recent course of treatment. Figures in italics indicate the base number of FP17s or Patient Questionnaire responses are less than 100. N/A is shown where the base number of responses is less than 10 during the period. % is calculated as Quantity/Base number\*100

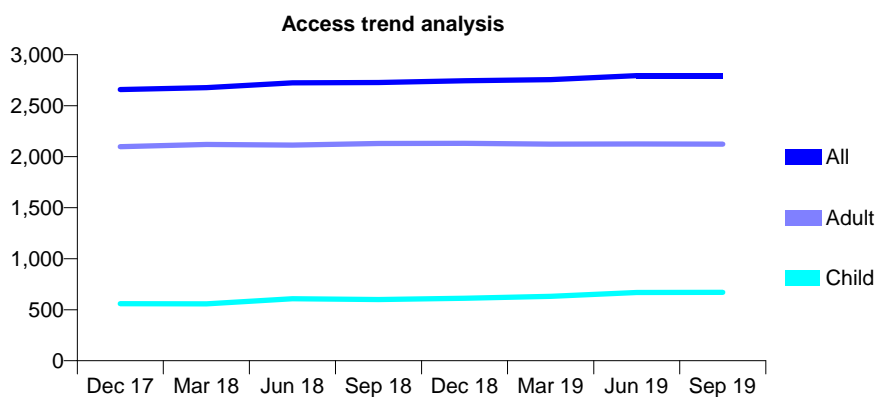
## Q53 - Vital Signs At a Glance Contract Report for 339202/0001 - September 2019

Name or company name	MR M FIAZ
Contract type name	GDS Contract
Purpose of contract	General
Contract start date	01/04/2006
Contract end date	

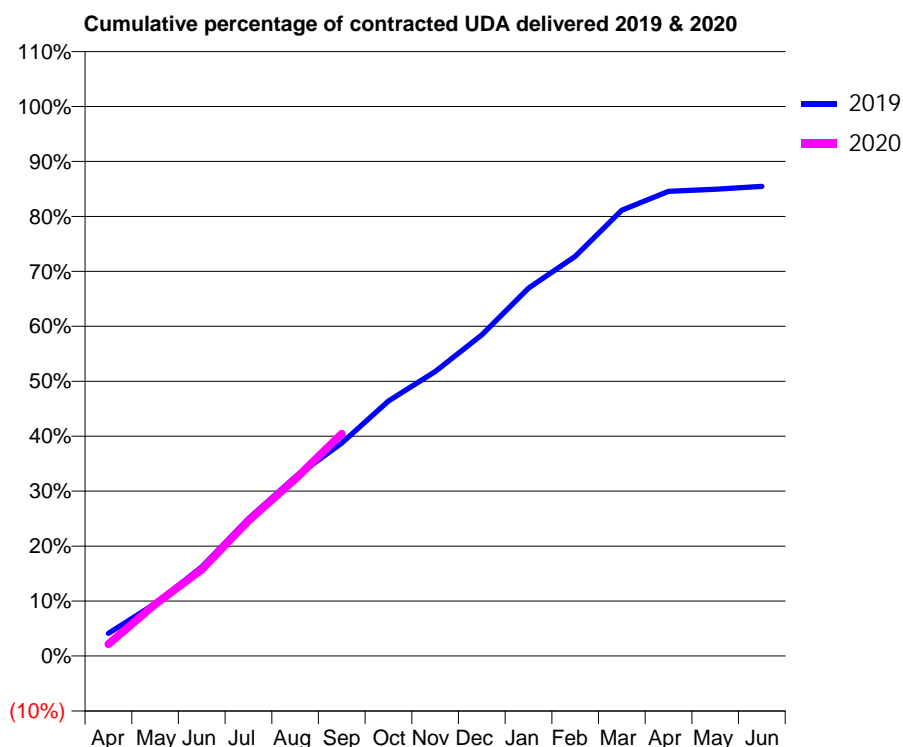
19/20 Contracted general activity (UDA)	12,500
Carry forward general activity (UDA)	0
19/20 Contracted orthodontic activity (UOA)	0
Carry forward orthodontic activity (UOA)	0
Baseline contract value	£357,826.05

### ACCESS\*

Patients seen in 24 months	Total	Change since previous quarter
Quarter ending September 2018	2,728	
Quarter ending December 2018	2,745	→
Quarter ending March 2019	2,755	→
Quarter ending June 2019	2,794	→
Quarter ending September 2019	2,794	→
<b>Variance since September 2018</b>	<b>2.4%</b>	<b>↑</b>



### ACTIVITY



Month	Adjusted Scheduled Activity (UDA)	
	2019	2020
April	514	272
May	1,195	1,179
June	2,025	1,966
July	3,127	3,077
August	4,072	4,025
September	4,843	5,054
October	5,802	
November	6,472	
December	7,305	
January	8,368	
February	9,092	
March	10,140	
April	10,571	
May	10,614	
June	10,683	

### QUALITY

	Quantity	Base Number	Contract	AT	Region	England
% of FP17s for the same patient ID Re-attending within 3 months - Children	55	472	11.7%	8.9%	11.3%	11.5%
% of FP17s for the same patient ID Re-attending within 3 months - Adults	256	1,185	21.6%	12.3%	14.7%	15.4%
% of FP17s for the same patient ID Re-attending between 3 & 9 months - Children	155	472	32.8%	60.2%	60.8%	59.7%
% of FP17s for the same patient ID Re-attending between 3 & 9 months - Adults	295	1,185	24.9%	51.1%	52.8%	51.7%
% of FP17s for Band 1 Urgent Courses	269	1,536	17.5%	7.4%	8.2%	9.2%
% of FP17s Relating to Free Repair or Replacements	18	1,536	1.2%	0.8%	0.7%	0.7%
% of FP17s Relating to Continuations	36	1,536	2.3%	0.8%	0.8%	0.8%
% of Patients satisfied with the dentistry they have received	6	7	N/A	94.5%	93.2%	93.5%
% of Patients satisfied with the time they had to wait for an appointment	7	7	N/A	91.1%	88.5%	87.4%

\* This is based on patients treated on this contract for their most recent course of treatment. Figures in italics indicate the base number of FP17s or Patient Questionnaire responses are less than 100. N/A is shown where the base number of responses is less than 10 during the period. % is calculated as Quantity/Base number\*100

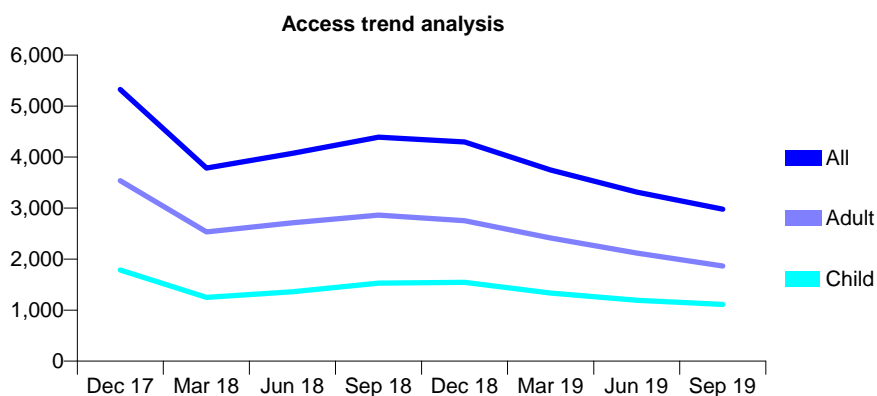
## Q53 - Vital Signs At a Glance Contract Report for 339830/0001 - September 2019

Name or company name	P Chana and R Thandi
Contract type name	GDS Contract
Purpose of contract	General
Contract start date	01/04/2006
Contract end date	

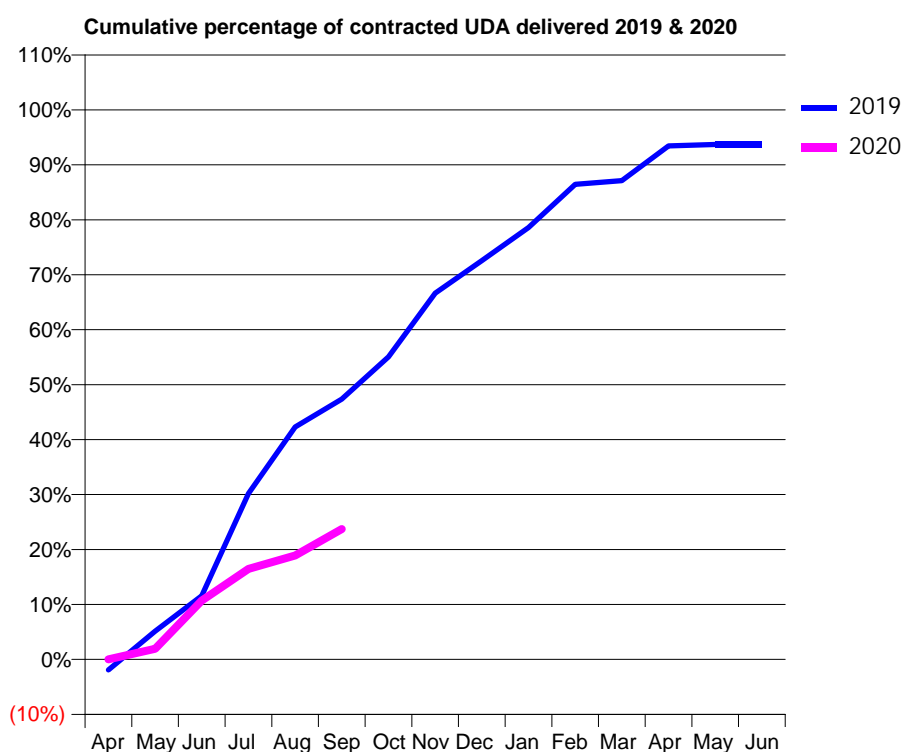
19/20 Contracted general activity (UDA)	10,525
Carry forward general activity (UDA)	0
19/20 Contracted orthodontic activity (UOA)	0
Carry forward orthodontic activity (UOA)	0
Baseline contract value	£255,925.16

### ACCESS\*

Patients seen in 24 months	Total	Change since previous quarter
Quarter ending September 2018	4,390	
Quarter ending December 2018	4,298	↓
Quarter ending March 2019	3,749	↓
Quarter ending June 2019	3,314	↓
Quarter ending September 2019	2,978	↓
<b>Variance since September 2018</b>	<b>(32.2%)</b>	<b>↓</b>



### ACTIVITY



Month	Adjusted Scheduled Activity (UDA)	
	2019	2020
April	-204	0
May	543	206
June	1,218	1,128
July	3,176	1,732
August	4,453	1,990
September	4,985	2,496
October	5,795	
November	7,016	
December	7,638	
January	8,272	
February	9,098	
March	9,168	
April	9,836	
May	9,864	
June	9,864	

### QUALITY

	Quantity	Base Number	Contract	AT	Region	England
% of FP17s for the same patient ID Re-attending within 3 months - Children	26	797	3.3%	8.9%	11.3%	11.5%
% of FP17s for the same patient ID Re-attending within 3 months - Adults	60	1,073	5.6%	12.3%	14.7%	15.4%
% of FP17s for the same patient ID Re-attending between 3 & 9 months - Children	419	797	52.6%	60.2%	60.8%	59.7%
% of FP17s for the same patient ID Re-attending between 3 & 9 months - Adults	600	1,073	55.9%	51.1%	52.8%	51.7%
% of FP17s for Band 1 Urgent Courses	29	1,553	1.9%	7.4%	8.2%	9.2%
% of FP17s Relating to Free Repair or Replacements	5	1,553	0.3%	0.8%	0.7%	0.7%
% of FP17s Relating to Continuations	25	1,553	1.6%	0.8%	0.8%	0.8%
% of Patients satisfied with the dentistry they have received	0	0	N/A	94.5%	93.2%	93.5%
% of Patients satisfied with the time they had to wait for an appointment	0	0	N/A	91.1%	88.5%	87.4%

\* This is based on patients treated on this contract for their most recent course of treatment. Figures in italics indicate the base number of FP17s or Patient Questionnaire responses are less than 100. N/A is shown where the base number of responses is less than 10 during the period. % is calculated as Quantity/Base number\*100

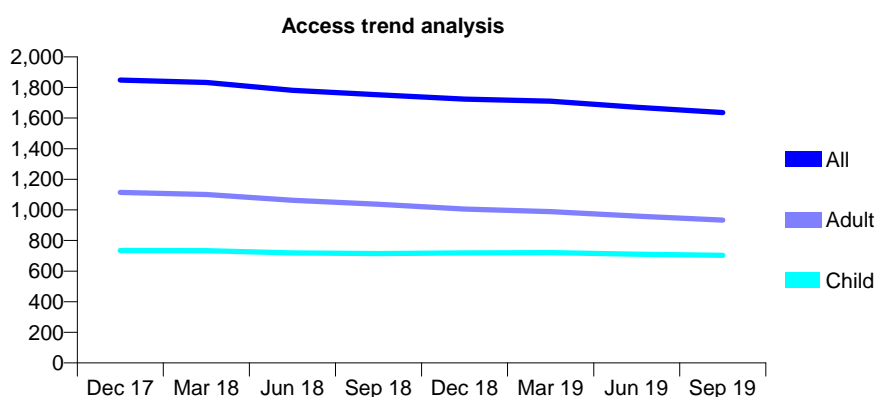
## Q53 - Vital Signs At a Glance Contract Report for 340936/0001 - September 2019

Name or company name	MRS S RAHIMI
Contract type name	GDS Contract
Purpose of contract	General
Contract start date	01/04/2006
Contract end date	

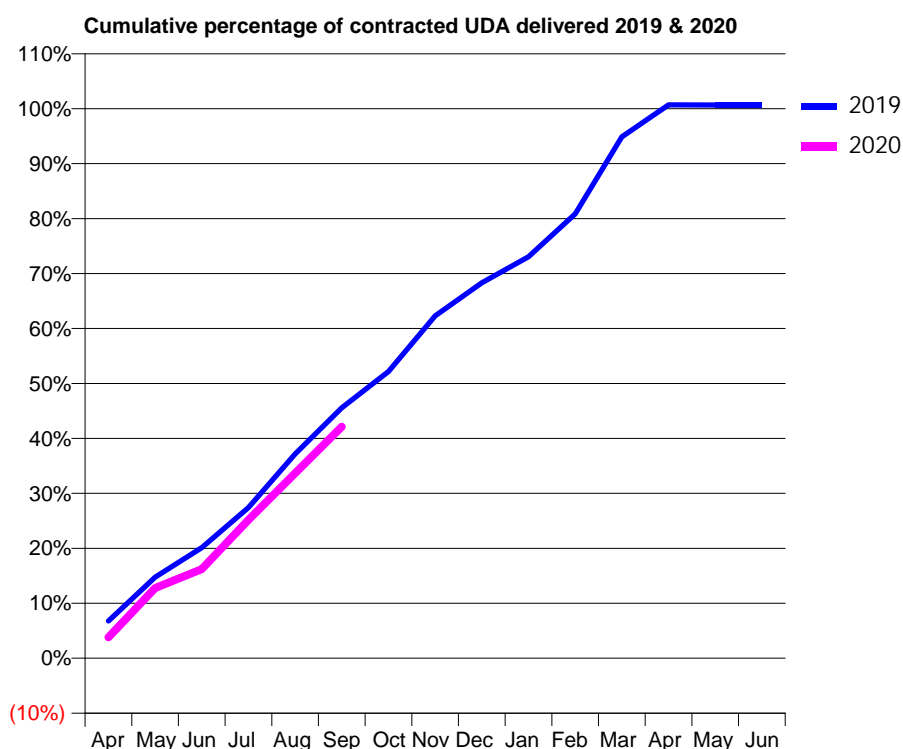
19/20 Contracted general activity (UDA)	5,948
Carry forward general activity (UDA)	-38
19/20 Contracted orthodontic activity (UOA)	0
Carry forward orthodontic activity (UOA)	0
Baseline contract value	£180,341.09

### ACCESS\*

Patients seen in 24 months	Total	Change since previous quarter
Quarter ending September 2018	1,752	
Quarter ending December 2018	1,724	↓
Quarter ending March 2019	1,710	→
Quarter ending June 2019	1,671	↓
Quarter ending September 2019	1,636	↓
<b>Variance since September 2018</b>	<b>(6.6%)</b>	<b>↓</b>



### ACTIVITY



Month	2019	2020
April	404	227
May	879	760
June	1,196	963
July	1,631	1,497
August	2,211	2,003
September	2,710	2,506
October	3,103	
November	3,706	
December	4,063	
January	4,346	
February	4,808	
March	5,644	
April	5,990	
May	5,987	
June	5,987	

### QUALITY

	Quantity	Base Number	Contract	AT	Region	England
% of FP17s for the same patient ID Re-attending within 3 months - Children	65	604	10.8%	8.9%	11.3%	11.5%
% of FP17s for the same patient ID Re-attending within 3 months - Adults	132	743	17.8%	12.3%	14.7%	15.4%
% of FP17s for the same patient ID Re-attending between 3 & 9 months - Children	433	604	71.7%	60.2%	60.8%	59.7%
% of FP17s for the same patient ID Re-attending between 3 & 9 months - Adults	502	743	67.6%	51.1%	52.8%	51.7%
% of FP17s for Band 1 Urgent Courses	72	1,225	5.9%	7.4%	8.2%	9.2%
% of FP17s Relating to Free Repair or Replacements	31	1,225	2.5%	0.8%	0.7%	0.7%
% of FP17s Relating to Continuations	6	1,225	0.5%	0.8%	0.8%	0.8%
% of Patients satisfied with the dentistry they have received	1	1	N/A	94.5%	93.2%	93.5%
% of Patients satisfied with the time they had to wait for an appointment	1	1	N/A	91.1%	88.5%	87.4%

\* This is based on patients treated on this contract for their most recent course of treatment.

Figures in italics indicate the base number of FP17s or Patient Questionnaire responses are less than 100. N/A is shown where the base number of responses is less than 10 during the period. % is calculated as Quantity/Base number\*100

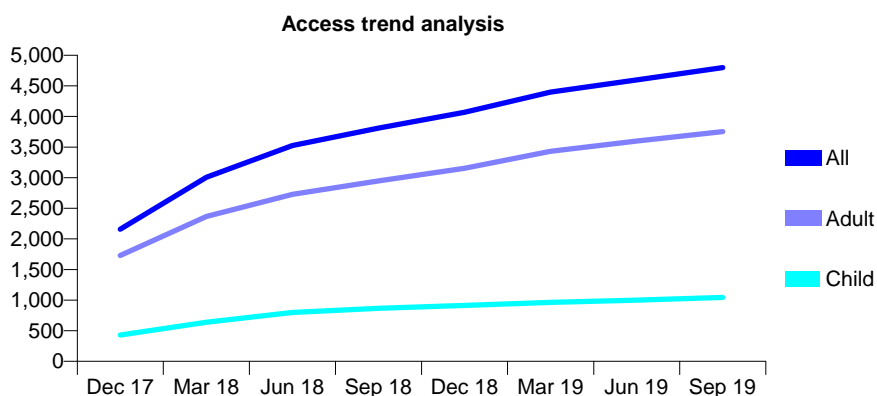
## Q53 - Vital Signs At a Glance Contract Report for 342807/0001 - September 2019

Name or company name	MR HM MOSTAFA
Contract type name	GDS Contract
Purpose of contract	General
Contract start date	21/08/2006
Contract end date	

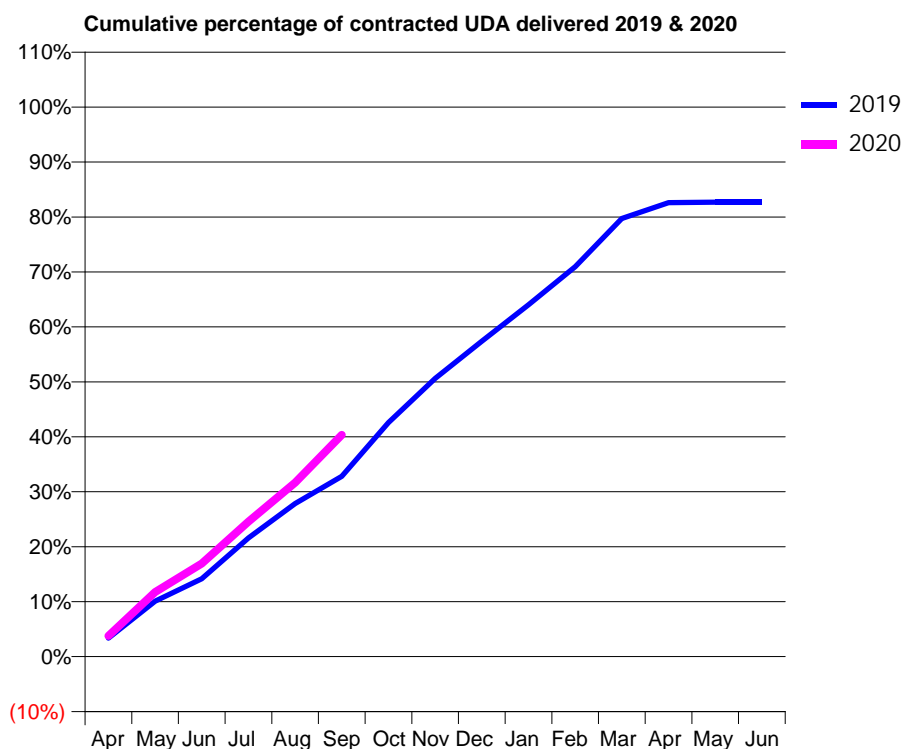
19/20 Contracted general activity (UDA)	14,716
Carry forward general activity (UDA)	0
19/20 Contracted orthodontic activity (UOA)	0
Carry forward orthodontic activity (UOA)	0
Baseline contract value	£365,412.59

### ACCESS\*

Patients seen in 24 months	Total	Change since previous quarter
Quarter ending September 2018	3,811	
Quarter ending December 2018	4,068	↑
Quarter ending March 2019	4,398	↑
Quarter ending June 2019	4,599	↑
Quarter ending September 2019	4,798	↑
<b>Variance since September 2018</b>	<b>25.9%</b>	<b>↑</b>



### ACTIVITY



Month	Adjusted Scheduled Activity (UDA)	
	2019	2020
April	494	554
May	1,485	1,731
June	2,084	2,495
July	3,176	3,616
August	4,098	4,664
September	4,828	5,937
October	6,268	
November	7,451	
December	8,442	
January	9,424	
February	10,444	
March	11,734	
April	12,158	
May	12,168	
June	12,170	

### QUALITY

	Quantity	Base Number	Contract	AT	Region	England
% of FP17s for the same patient ID Re-attending within 3 months - Children	79	817	9.7%	8.9%	11.3%	11.5%
% of FP17s for the same patient ID Re-attending within 3 months - Adults	422	2,633	16.0%	12.3%	14.7%	15.4%
% of FP17s for the same patient ID Re-attending between 3 & 9 months - Children	485	817	59.4%	60.2%	60.8%	59.7%
% of FP17s for the same patient ID Re-attending between 3 & 9 months - Adults	1,266	2,633	48.1%	51.1%	52.8%	51.7%
% of FP17s for Band 1 Urgent Courses	298	3,244	9.2%	7.4%	8.2%	9.2%
% of FP17s Relating to Free Repair or Replacements	20	3,244	0.6%	0.8%	0.7%	0.7%
% of FP17s Relating to Continuations	19	3,244	0.6%	0.8%	0.8%	0.8%
% of Patients satisfied with the dentistry they have received	1	1	N/A	94.5%	93.2%	93.5%
% of Patients satisfied with the time they had to wait for an appointment	1	1	N/A	91.1%	88.5%	87.4%

\* This is based on patients treated on this contract for their most recent course of treatment. Figures in italics indicate the base number of FP17s or Patient Questionnaire responses are less than 100. N/A is shown where the base number of responses is less than 10 during the period. % is calculated as Quantity/Base number\*100

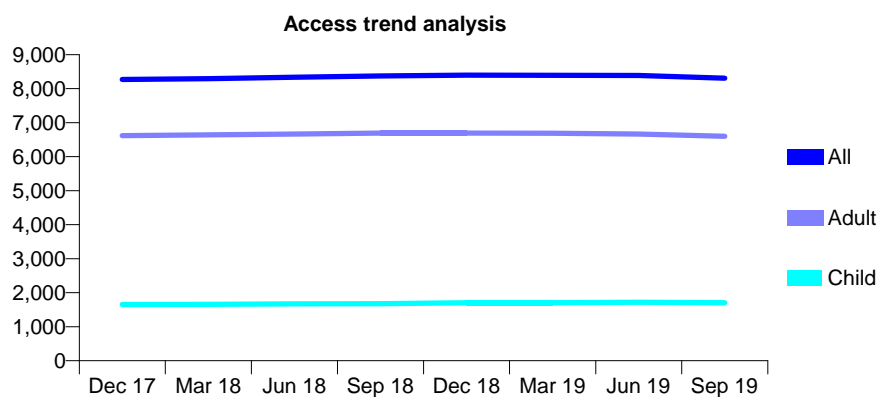
## Q53 - Vital Signs At a Glance Contract Report for 343609/0001 - September 2019

Name or company name	MR A SAGHIR
Contract type name	GDS Contract
Purpose of contract	General
Contract start date	01/04/2006
Contract end date	

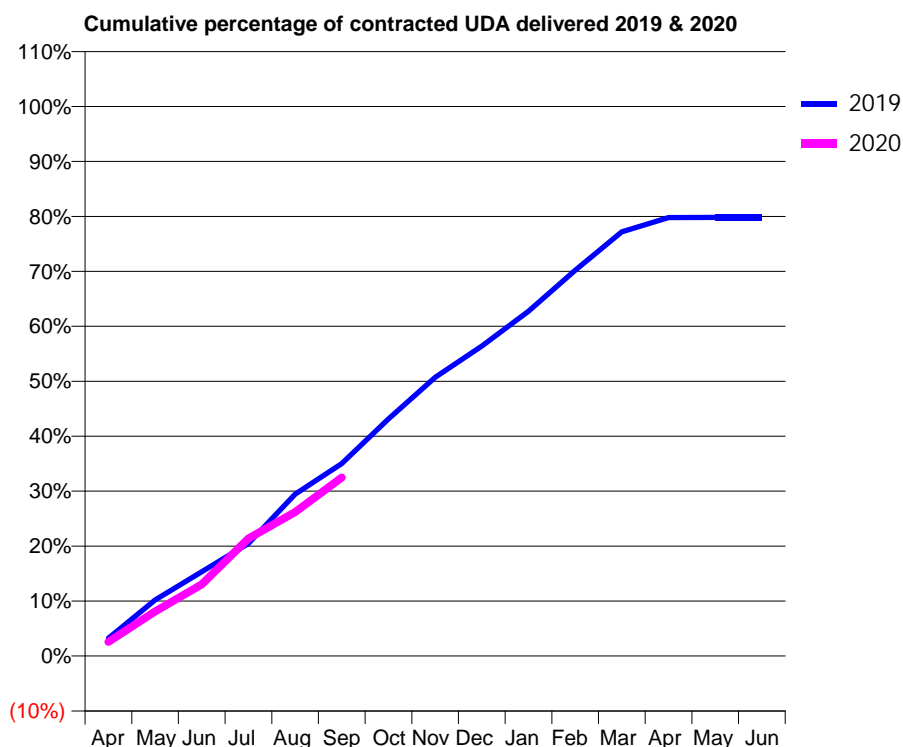
19/20 Contracted general activity (UDA)	22,885
Carry forward general activity (UDA)	0
19/20 Contracted orthodontic activity (UOA)	0
Carry forward orthodontic activity (UOA)	0
Baseline contract value	£658,094.42

### ACCESS\*

Patients seen in 24 months	Total	Change since previous quarter
Quarter ending September 2018	8,373	
Quarter ending December 2018	8,398	→
Quarter ending March 2019	8,396	→
Quarter ending June 2019	8,386	→
Quarter ending September 2019	8,307	→
<b>Variance since September 2018</b>	<b>(0.8%)</b>	→



### ACTIVITY



Month	Adjusted Scheduled Activity (UDA)	
	2019	2020
April	746	591
May	2,334	1,856
June	3,508	2,983
July	4,689	4,896
August	6,746	5,995
September	8,017	7,431
October	9,879	
November	11,605	
December	12,902	
January	14,357	
February	16,061	
March	17,665	
April	18,255	
May	18,265	
June	18,263	

### QUALITY

	Quantity	Base Number	Contract	AT	Region	England
% of FP17s for the same patient ID Re-attending within 3 months - Children	52	1,034	5.0%	8.9%	11.3%	11.5%
% of FP17s for the same patient ID Re-attending within 3 months - Adults	497	3,918	12.7%	12.3%	14.7%	15.4%
% of FP17s for the same patient ID Re-attending between 3 & 9 months - Children	555	1,034	53.7%	60.2%	60.8%	59.7%
% of FP17s for the same patient ID Re-attending between 3 & 9 months - Adults	1,798	3,918	45.9%	51.1%	52.8%	51.7%
% of FP17s for Band 1 Urgent Courses	413	4,311	9.6%	7.4%	8.2%	9.2%
% of FP17s Relating to Free Repair or Replacements	49	4,311	1.1%	0.8%	0.7%	0.7%
% of FP17s Relating to Continuations	12	4,311	0.3%	0.8%	0.8%	0.8%
% of Patients satisfied with the dentistry they have received	0	0	N/A	94.5%	93.2%	93.5%
% of Patients satisfied with the time they had to wait for an appointment	0	0	N/A	91.1%	88.5%	87.4%

\* This is based on patients treated on this contract for their most recent course of treatment. Figures in italics indicate the base number of FP17s or Patient Questionnaire responses are less than 100. N/A is shown where the base number of responses is less than 10 during the period. % is calculated as Quantity/Base number\*100

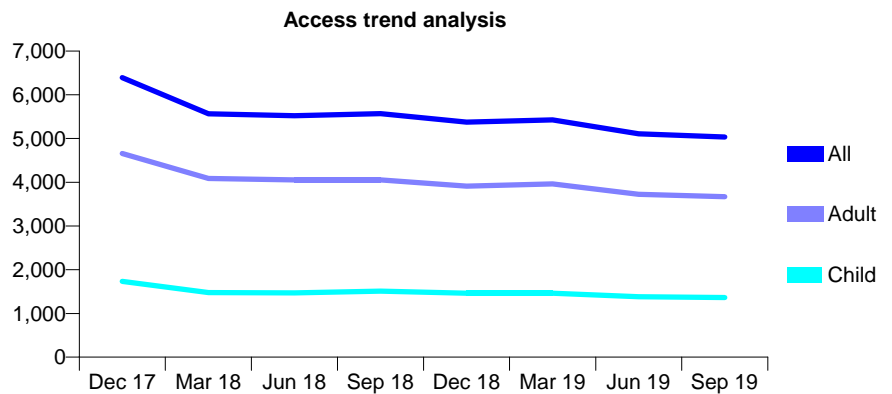
## Q53 - Vital Signs At a Glance Contract Report for 345423/0001 - September 2019

Name or company name	MR T MOODLEY
Contract type name	GDS Contract
Purpose of contract	General
Contract start date	01/04/2006
Contract end date	

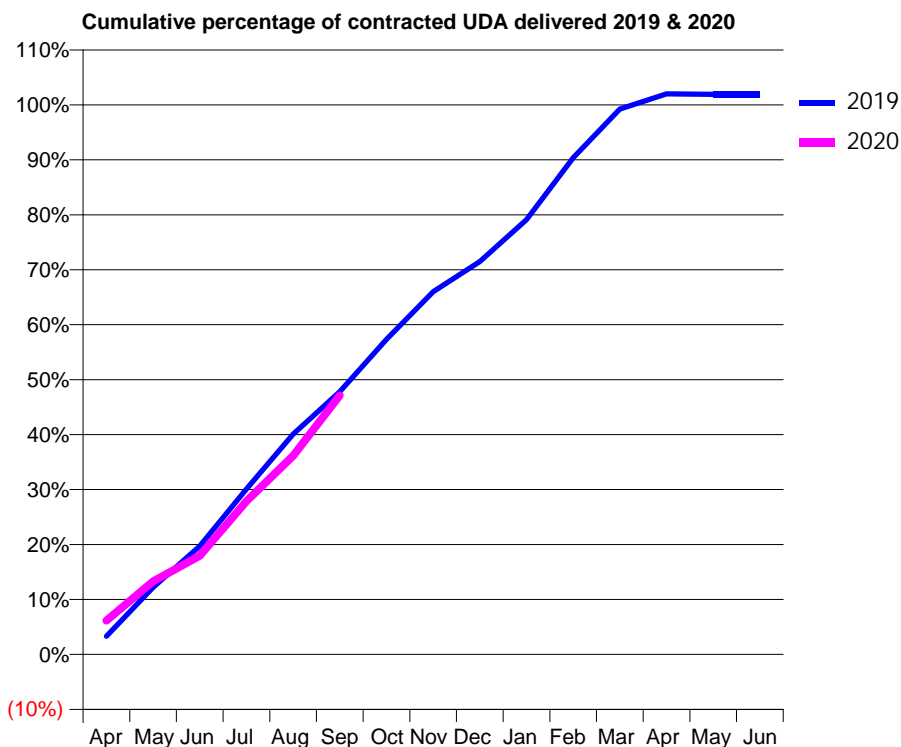
19/20 Contracted general activity (UDA)	14,129
Carry forward general activity (UDA)	-269
19/20 Contracted orthodontic activity (UOA)	0
Carry forward orthodontic activity (UOA)	0
Baseline contract value	£380,456.08

### ACCESS\*

Patients seen in 24 months	Total	Change since previous quarter
Quarter ending September 2018	5,567	
Quarter ending December 2018	5,375	↓
Quarter ending March 2019	5,428	→
Quarter ending June 2019	5,106	↓
Quarter ending September 2019	5,033	↓
<b>Variance since September 2018</b>	<b>(9.6%)</b>	<b>↓</b>



### ACTIVITY



Month	Adjusted Scheduled Activity (UDA)	
	2019	2020
April	468	871
May	1,727	1,878
June	2,784	2,535
July	4,254	3,941
August	5,662	5,106
September	6,754	6,661
October	8,101	
November	9,323	
December	10,100	
January	11,180	
February	12,772	
March	14,021	
April	14,413	
May	14,399	
June	14,399	

### QUALITY

	Quantity	Base Number	Contract	AT	Region	England
% of FP17s for the same patient ID Re-attending within 3 months - Children	74	1,048	7.1%	8.9%	11.3%	11.5%
% of FP17s for the same patient ID Re-attending within 3 months - Adults	211	2,202	9.6%	12.3%	14.7%	15.4%
% of FP17s for the same patient ID Re-attending between 3 & 9 months - Children	567	1,048	54.1%	60.2%	60.8%	59.7%
% of FP17s for the same patient ID Re-attending between 3 & 9 months - Adults	921	2,202	41.8%	51.1%	52.8%	51.7%
% of FP17s for Band 1 Urgent Courses	172	3,053	5.6%	7.4%	8.2%	9.2%
% of FP17s Relating to Free Repair or Replacements	21	3,053	0.7%	0.8%	0.7%	0.7%
% of FP17s Relating to Continuations	51	3,053	1.7%	0.8%	0.8%	0.8%
% of Patients satisfied with the dentistry they have received	4	4	N/A	94.5%	93.2%	93.5%
% of Patients satisfied with the time they had to wait for an appointment	4	4	N/A	91.1%	88.5%	87.4%

\* This is based on patients treated on this contract for their most recent course of treatment. Figures in italics indicate the base number of FP17s or Patient Questionnaire responses are less than 100. N/A is shown where the base number of responses is less than 10 during the period. % is calculated as Quantity/Base number\*100

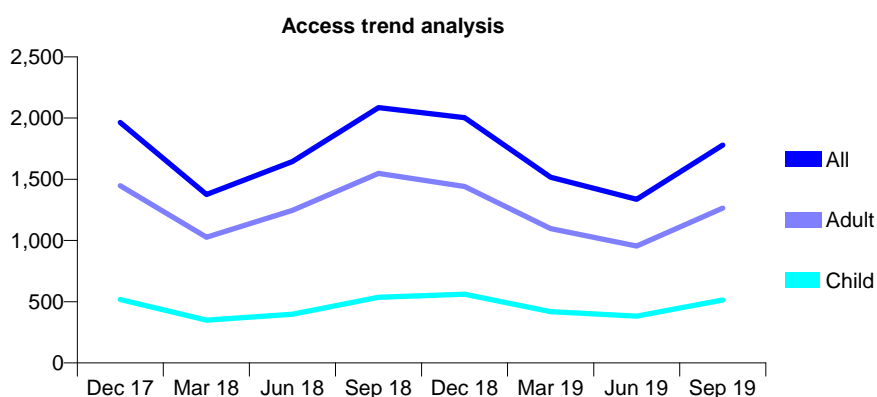
## Q53 - Vital Signs At a Glance Contract Report for 358584/0001 - September 2019

Name or company name	MR A PANDEY
Contract type name	GDS Contract
Purpose of contract	General
Contract start date	01/04/2006
Contract end date	

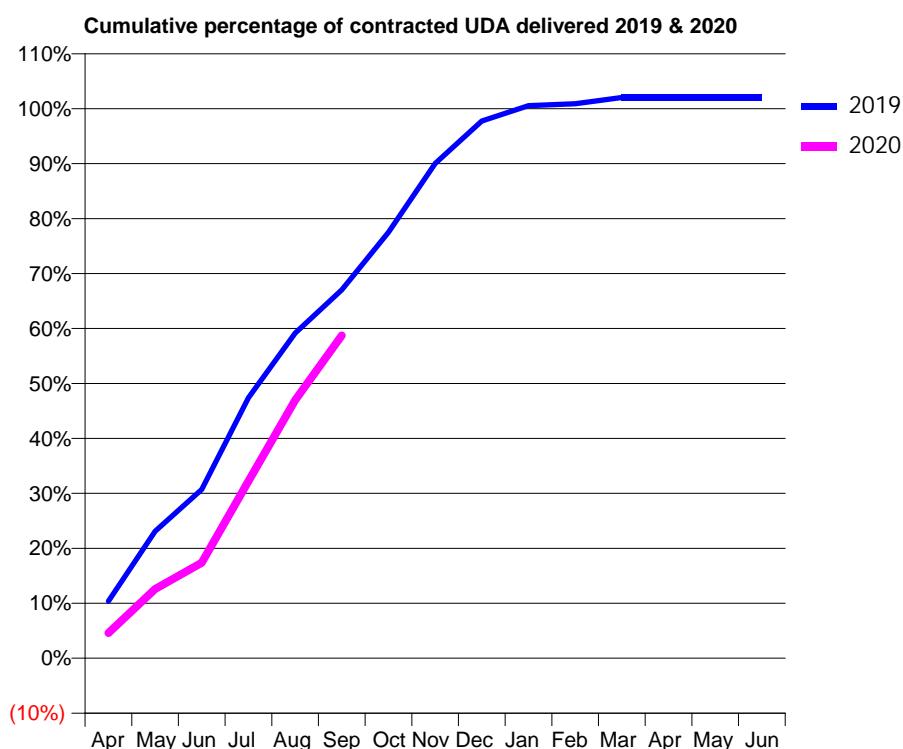
19/20 Contracted general activity (UDA)	7,523
Carry forward general activity (UDA)	-150
19/20 Contracted orthodontic activity (UOA)	0
Carry forward orthodontic activity (UOA)	0
Baseline contract value	£284,397.55

### ACCESS\*

Patients seen in 24 months	Total	Change since previous quarter
Quarter ending September 2018	2,085	
Quarter ending December 2018	2,003	↓
Quarter ending March 2019	1,517	↓
Quarter ending June 2019	1,337	↓
Quarter ending September 2019	1,779	↑
<b>Variance since September 2018</b>	<b>(14.7%)</b>	<b>↓</b>



### ACTIVITY



Month	Adjusted Scheduled Activity (UDA)	
	2019	2020
April	782	347
May	1,738	948
June	2,310	1,308
July	3,566	2,423
August	4,451	3,533
September	5,042	4,418
October	5,832	
November	6,772	
December	7,354	
January	7,565	
February	7,590	
March	7,675	
April	7,675	
May	7,675	
June	7,675	

### QUALITY

	Quantity	Base Number	Contract	AT	Region	England
% of FP17s for the same patient ID Re-attending within 3 months - Children	15	420	3.6%	8.9%	11.3%	11.5%
% of FP17s for the same patient ID Re-attending within 3 months - Adults	94	1,074	8.8%	12.3%	14.7%	15.4%
% of FP17s for the same patient ID Re-attending between 3 & 9 months - Children	130	420	31.0%	60.2%	60.8%	59.7%
% of FP17s for the same patient ID Re-attending between 3 & 9 months - Adults	198	1,074	18.4%	51.1%	52.8%	51.7%
% of FP17s for Band 1 Urgent Courses	235	1,494	15.7%	7.4%	8.2%	9.2%
% of FP17s Relating to Free Repair or Replacements	11	1,494	0.7%	0.8%	0.7%	0.7%
% of FP17s Relating to Continuations	9	1,494	0.6%	0.8%	0.8%	0.8%
% of Patients satisfied with the dentistry they have received	0	0	N/A	94.5%	93.2%	93.5%
% of Patients satisfied with the time they had to wait for an appointment	0	0	N/A	91.1%	88.5%	87.4%

\* This is based on patients treated on this contract for their most recent course of treatment.

Figures in italics indicate the base number of FP17s or Patient Questionnaire responses are less than 100. N/A is shown where the base number of responses is less than 10 during the period. % is calculated as Quantity/Base number\*100



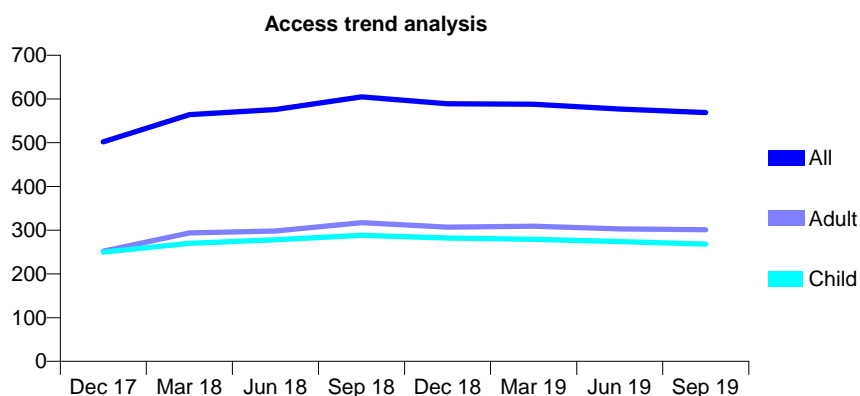
## Q53 - Vital Signs At a Glance Contract Report for 499579/0001 - September 2019

Name or company name	MR SR GIBSON-SEXTON
Contract type name	GDS Contract
Purpose of contract	General
Contract start date	01/12/2015
Contract end date	

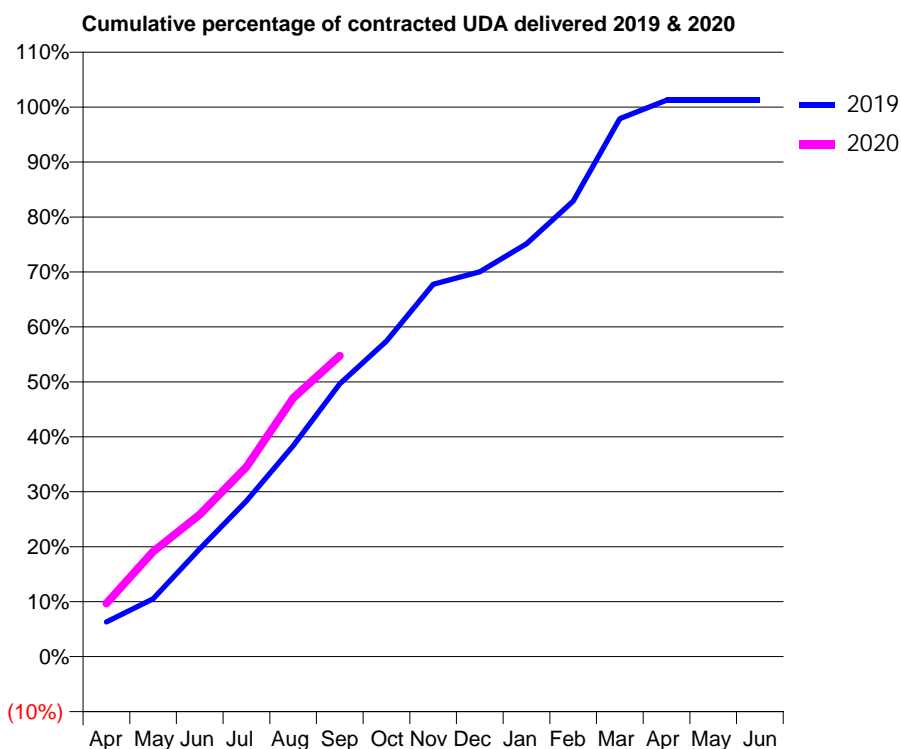
19/20 Contracted general activity (UDA)	1,192
Carry forward general activity (UDA)	-14
19/20 Contracted orthodontic activity (UOA)	0
Carry forward orthodontic activity (UOA)	0
Baseline contract value	£26,464.99

### ACCESS\*

Patients seen in 24 months	Total	Change since previous quarter
Quarter ending September 2018	605	
Quarter ending December 2018	589	↓
Quarter ending March 2019	588	→
Quarter ending June 2019	577	↓
Quarter ending September 2019	569	↓
<b>Variance since September 2018</b>	<b>(6.0%)</b>	<b>↓</b>



### ACTIVITY



Month	Adjusted Scheduled Activity (UDA)	
	2019	2020
April	75	116
May	126	228
June	234	308
July	338	411
August	457	561
September	592	652
October	685	
November	808	
December	835	
January	895	
February	988	
March	1,167	
April	1,207	
May	1,207	
June	1,207	

### QUALITY

	Quantity	Base Number	Contract	AT	Region	England
% of FP17s for the same patient ID Re-attending within 3 months - Children	8	230	3.5%	8.9%	11.3%	11.5%
% of FP17s for the same patient ID Re-attending within 3 months - Adults	13	221	5.9%	12.3%	14.7%	15.4%
% of FP17s for the same patient ID Re-attending between 3 & 9 months - Children	180	230	78.3%	60.2%	60.8%	59.7%
% of FP17s for the same patient ID Re-attending between 3 & 9 months - Adults	166	221	75.1%	51.1%	52.8%	51.7%
% of FP17s for Band 1 Urgent Courses	17	432	3.9%	7.4%	8.2%	9.2%
% of FP17s Relating to Free Repair or Replacements	2	432	0.5%	0.8%	0.7%	0.7%
% of FP17s Relating to Continuations	0	432	0.0%	0.8%	0.8%	0.8%
% of Patients satisfied with the dentistry they have received	1	1	N/A	94.5%	93.2%	93.5%
% of Patients satisfied with the time they had to wait for an appointment	0	1	N/A	91.1%	88.5%	87.4%

\* This is based on patients treated on this contract for their most recent course of treatment. Figures in italics indicate the base number of FP17s or Patient Questionnaire responses are less than 100. N/A is shown where the base number of responses is less than 10 during the period. % is calculated as Quantity/Base number\*100

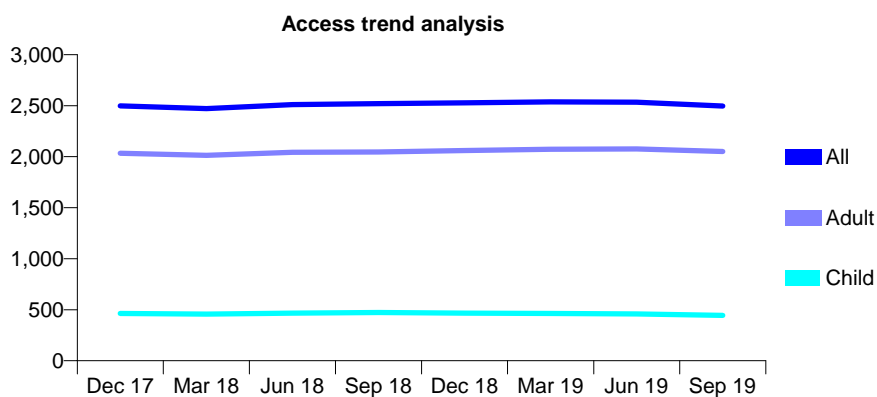
## Q53 - Vital Signs At a Glance Contract Report for 564931/0001 - September 2019

Name or company name	MR PC SEE
Contract type name	GDS Contract
Purpose of contract	General
Contract start date	01/04/2006
Contract end date	

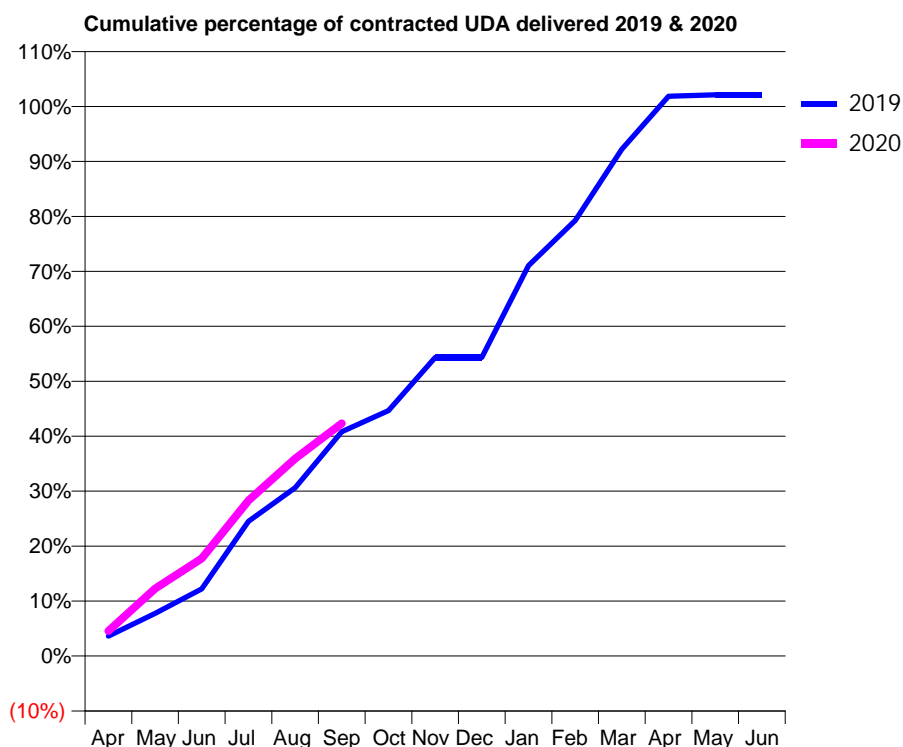
19/20 Contracted general activity (UDA)	7,635
Carry forward general activity (UDA)	-152
19/20 Contracted orthodontic activity (UOA)	0
Carry forward orthodontic activity (UOA)	0
Baseline contract value	£193,378.94

### ACCESS\*

Patients seen in 24 months	Total	Change since previous quarter
Quarter ending September 2018	2,519	
Quarter ending December 2018	2,528	→
Quarter ending March 2019	2,536	→
Quarter ending June 2019	2,534	→
Quarter ending September 2019	2,496	↓
<b>Variance since September 2018</b>	<b>(0.9%)</b>	→



### ACTIVITY



Month	Adjusted Scheduled Activity (UDA)	
	2019	2020
April	277	349
May	593	938
June	933	1,355
July	1,870	2,162
August	2,340	2,744
September	3,115	3,232
October	3,410	
November	4,147	
December	4,147	
January	5,424	
February	6,052	
March	7,040	
April	7,776	
May	7,798	
June	7,798	

### QUALITY

	Quantity	Base Number	Contract	AT	Region	England
% of FP17s for the same patient ID Re-attending within 3 months - Children	24	322	7.5%	8.9%	11.3%	11.5%
% of FP17s for the same patient ID Re-attending within 3 months - Adults	415	1,679	24.7%	12.3%	14.7%	15.4%
% of FP17s for the same patient ID Re-attending between 3 & 9 months - Children	158	322	49.1%	60.2%	60.8%	59.7%
% of FP17s for the same patient ID Re-attending between 3 & 9 months - Adults	761	1,679	45.3%	51.1%	52.8%	51.7%
% of FP17s for Band 1 Urgent Courses	190	1,666	11.4%	7.4%	8.2%	9.2%
% of FP17s Relating to Free Repair or Replacements	72	1,666	4.3%	0.8%	0.7%	0.7%
% of FP17s Relating to Continuations	73	1,666	4.4%	0.8%	0.8%	0.8%
% of Patients satisfied with the dentistry they have received	13	14	92.9%	94.5%	93.2%	93.5%
% of Patients satisfied with the time they had to wait for an appointment	13	14	92.9%	91.1%	88.5%	87.4%

\* This is based on patients treated on this contract for their most recent course of treatment. Figures in italics indicate the base number of FP17s or Patient Questionnaire responses are less than 100. N/A is shown where the base number of responses is less than 10 during the period. % is calculated as Quantity/Base number\*100

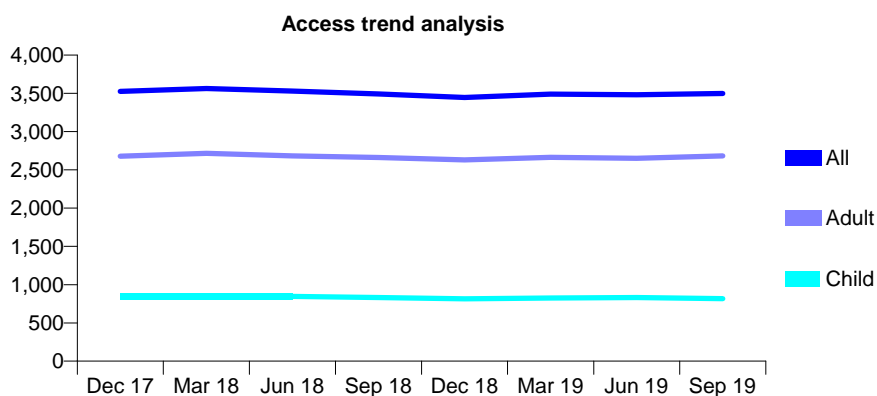
## Q53 - Vital Signs At a Glance Contract Report for 569925/0001 - September 2019

Name or company name	MR AR ASHTON
Contract type name	GDS Contract
Purpose of contract	General
Contract start date	01/04/2006
Contract end date	

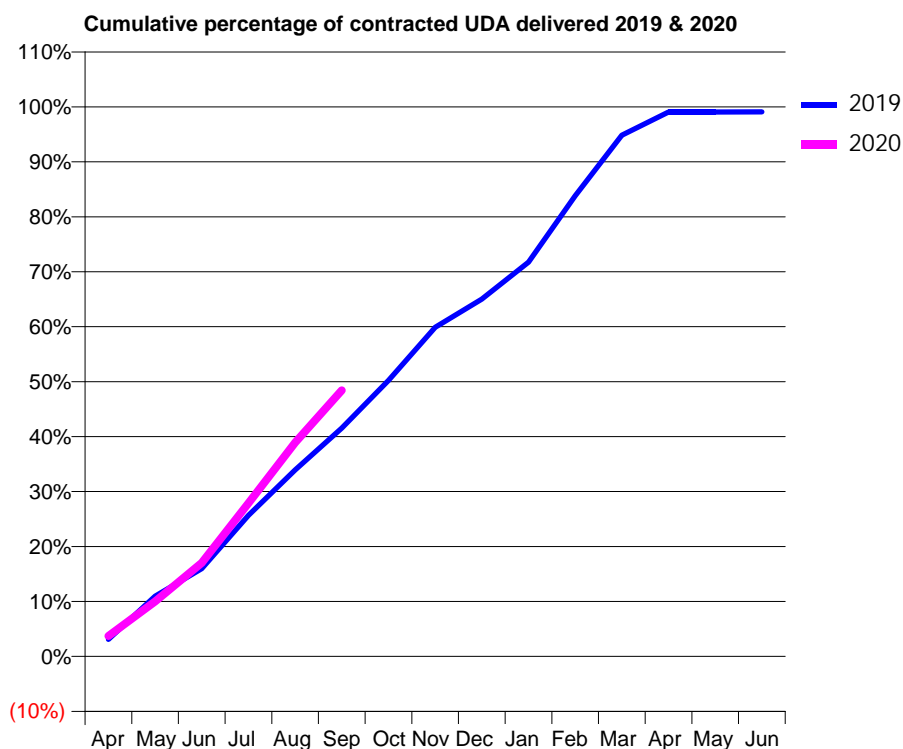
19/20 Contracted general activity (UDA)	9,986
Carry forward general activity (UDA)	91
19/20 Contracted orthodontic activity (UOA)	0
Carry forward orthodontic activity (UOA)	0
Baseline contract value	£249,946.85

### ACCESS\*

Patients seen in 24 months	Total	Change since previous quarter
Quarter ending September 2018	3,492	
Quarter ending December 2018	3,445	↓
Quarter ending March 2019	3,490	→
Quarter ending June 2019	3,481	→
Quarter ending September 2019	3,499	→
<b>Variance since September 2018</b>	<b>0.2%</b>	<b>→</b>



### ACTIVITY



Adjusted Scheduled Activity (UDA)		
Month	2019	2020
April	308	372
May	1,094	1,000
June	1,596	1,701
July	2,563	2,785
August	3,390	3,888
September	4,149	4,837
October	5,014	
November	5,981	
December	6,492	
January	7,165	
February	8,372	
March	9,469	
April	9,894	
May	9,894	
June	9,895	

### QUALITY

	Quantity	Base Number	Contract	AT	Region	England
% of FP17s for the same patient ID Re-attending within 3 months - Children	40	611	6.5%	8.9%	11.3%	11.5%
% of FP17s for the same patient ID Re-attending within 3 months - Adults	174	1,872	9.3%	12.3%	14.7%	15.4%
% of FP17s for the same patient ID Re-attending between 3 & 9 months - Children	356	611	58.3%	60.2%	60.8%	59.7%
% of FP17s for the same patient ID Re-attending between 3 & 9 months - Adults	1,108	1,872	59.2%	51.1%	52.8%	51.7%
% of FP17s for Band 1 Urgent Courses	130	2,323	5.6%	7.4%	8.2%	9.2%
% of FP17s Relating to Free Repair or Replacements	15	2,323	0.6%	0.8%	0.7%	0.7%
% of FP17s Relating to Continuations	38	2,323	1.6%	0.8%	0.8%	0.8%
% of Patients satisfied with the dentistry they have received	3	3	N/A	94.5%	93.2%	93.5%
% of Patients satisfied with the time they had to wait for an appointment	1	3	N/A	91.1%	88.5%	87.4%

\* This is based on patients treated on this contract for their most recent course of treatment. Figures in italics indicate the base number of FP17s or Patient Questionnaire responses are less than 100. N/A is shown where the base number of responses is less than 10 during the period. % is calculated as Quantity/Base number\*100

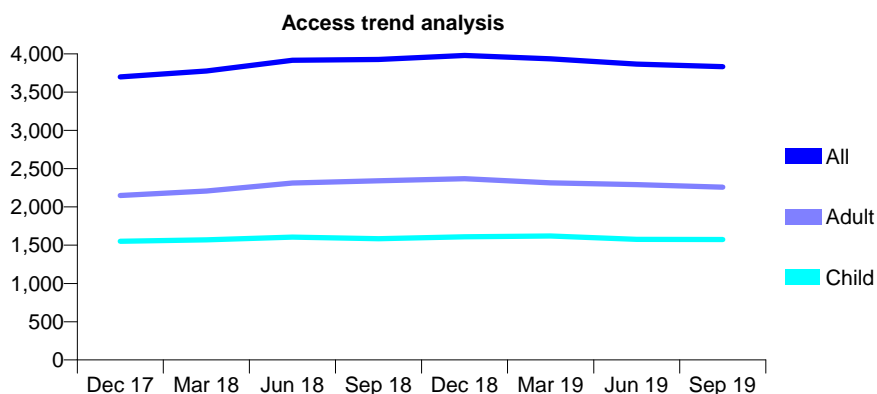
## Q53 - Vital Signs At a Glance Contract Report for 574422/0001 - September 2019

Name or company name	Mr R Osman & Mr AH Osman
Contract type name	GDS Contract
Purpose of contract	General and Orthodontic
Contract start date	01/04/2006
Contract end date	

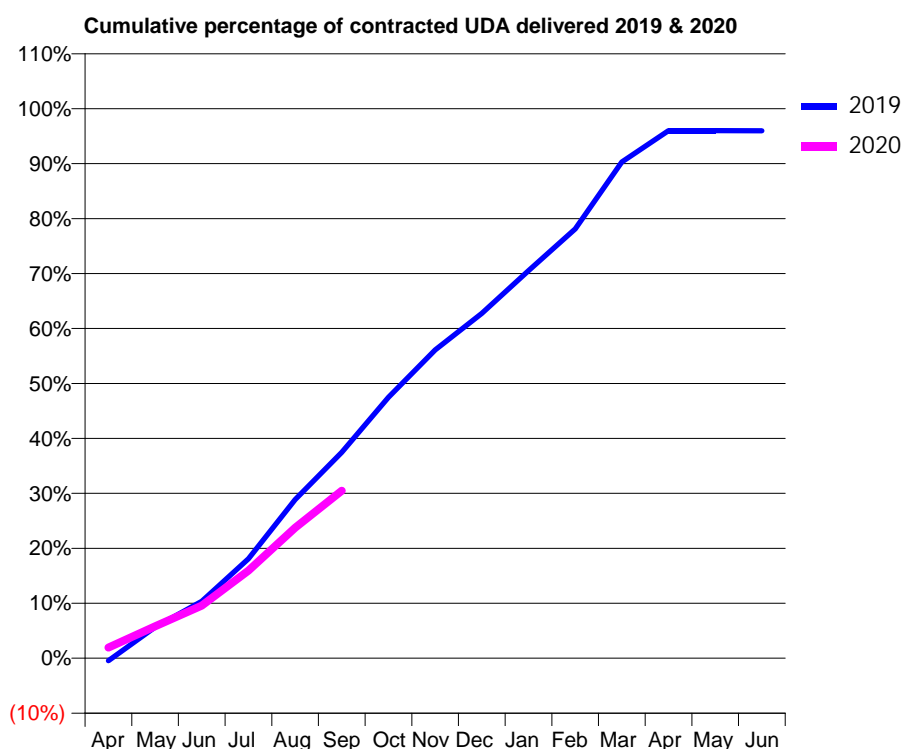
19/20 Contracted general activity (UDA)	5,528
Carry forward general activity (UDA)	0
19/20 Contracted orthodontic activity (UOA)	1,188
Carry forward orthodontic activity (UOA)	11
Baseline contract value	£213,099.11

### ACCESS\*

Patients seen in 24 months	Total	Change since previous quarter
Quarter ending September 2018	3,928	
Quarter ending December 2018	3,979	→
Quarter ending March 2019	3,934	↓
Quarter ending June 2019	3,867	↓
Quarter ending September 2019	3,833	→
<b>Variance since September 2018</b>	<b>(2.4%)</b>	<b>↓</b>



### ACTIVITY



Month	2019	2020
April	-26	108
May	314	322
June	572	529
July	1,000	881
August	1,595	1,313
September	2,070	1,685
October	2,625	
November	3,101	
December	3,468	
January	3,899	
February	4,319	
March	4,991	
April	5,306	
May	5,307	
June	5,305	

### QUALITY

	Quantity	Base Number	Contract	AT	Region	England
% of FP17s for the same patient ID Re-attending within 3 months - Children	139	1,116	12.5%	8.9%	11.3%	11.5%
% of FP17s for the same patient ID Re-attending within 3 months - Adults	196	1,328	14.8%	12.3%	14.7%	15.4%
% of FP17s for the same patient ID Re-attending between 3 & 9 months - Children	638	1,116	57.2%	60.2%	60.8%	59.7%
% of FP17s for the same patient ID Re-attending between 3 & 9 months - Adults	755	1,328	56.9%	51.1%	52.8%	51.7%
% of FP17s for Band 1 Urgent Courses	55	1,050	5.2%	7.4%	8.2%	9.2%
% of FP17s Relating to Free Repair or Replacements	11	1,050	1.0%	0.8%	0.7%	0.7%
% of FP17s Relating to Continuations	10	1,050	1.0%	0.8%	0.8%	0.8%
% of Patients satisfied with the dentistry they have received	8	8	N/A	94.5%	93.2%	93.5%
% of Patients satisfied with the time they had to wait for an appointment	8	8	N/A	91.1%	88.5%	87.4%

\* This is based on patients treated on this contract for their most recent course of treatment.

Figures in italics indicate the base number of FP17s or Patient Questionnaire responses are less than 100. N/A is shown where the base number of responses is less than 10 during the period. % is calculated as Quantity/Base number\*100

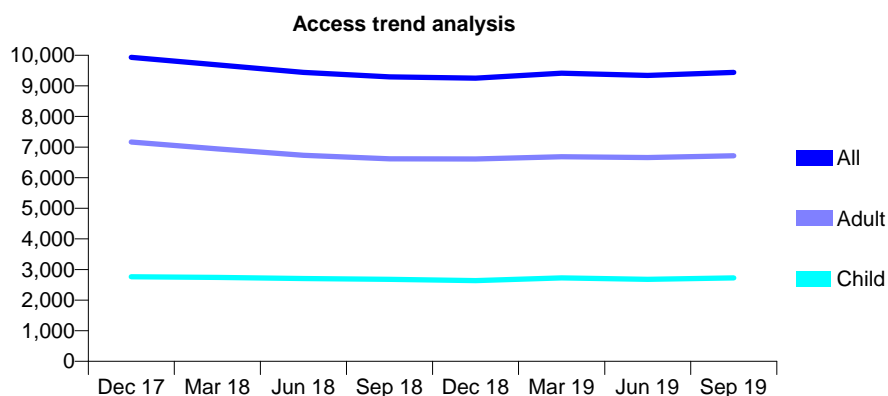
## Q53 - Vital Signs At a Glance Contract Report for 574422/0002 - September 2019

Name or company name	Mr R Osman & Mr AH Osman
Contract type name	GDS Contract
Purpose of contract	General and Orthodontic
Contract start date	01/04/2006
Contract end date	

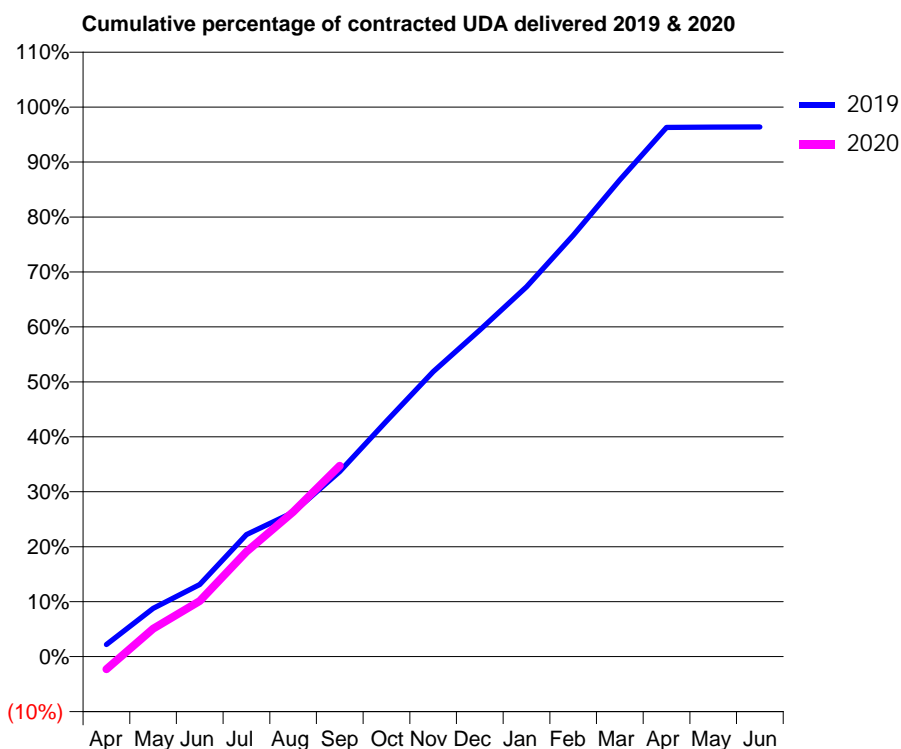
19/20 Contracted general activity (UDA)	30,693
Carry forward general activity (UDA)	1,111
19/20 Contracted orthodontic activity (UOA)	1,672
Carry forward orthodontic activity (UOA)	-12
Baseline contract value	£919,203.70

### ACCESS\*

Patients seen in 24 months	Total	Change since previous quarter
Quarter ending September 2018	9,294	
Quarter ending December 2018	9,251	→
Quarter ending March 2019	9,412	→
Quarter ending June 2019	9,342	→
Quarter ending September 2019	9,441	→
<b>Variance since September 2018</b>	<b>1.6%</b>	<b>→</b>



### ACTIVITY



Month	Adjusted Scheduled Activity (UDA)	
	2019	2020
April	676	-701
May	2,698	1,558
June	4,023	3,107
July	6,820	5,860
August	8,065	8,086
September	10,340	10,661
October	13,158	
November	15,915	
December	18,235	
January	20,651	
February	23,530	
March	26,625	
April	29,559	
May	29,571	
June	29,581	

### QUALITY

	Quantity	Base Number	Contract	AT	Region	England
% of FP17s for the same patient ID Re-attending within 3 months - Children	245	1,945	12.6%	8.9%	11.3%	11.5%
% of FP17s for the same patient ID Re-attending within 3 months - Adults	754	4,352	17.3%	12.3%	14.7%	15.4%
% of FP17s for the same patient ID Re-attending between 3 & 9 months - Children	1,046	1,945	53.8%	60.2%	60.8%	59.7%
% of FP17s for the same patient ID Re-attending between 3 & 9 months - Adults	1,914	4,352	44.0%	51.1%	52.8%	51.7%
% of FP17s for Band 1 Urgent Courses	499	5,238	9.5%	7.4%	8.2%	9.2%
% of FP17s Relating to Free Repair or Replacements	130	5,238	2.5%	0.8%	0.7%	0.7%
% of FP17s Relating to Continuations	60	5,238	1.1%	0.8%	0.8%	0.8%
% of Patients satisfied with the dentistry they have received	6	6	N/A	94.5%	93.2%	93.5%
% of Patients satisfied with the time they had to wait for an appointment	6	6	N/A	91.1%	88.5%	87.4%

\* This is based on patients treated on this contract for their most recent course of treatment. Figures in italics indicate the base number of FP17s or Patient Questionnaire responses are less than 100. N/A is shown where the base number of responses is less than 10 during the period. % is calculated as Quantity/Base number\*100

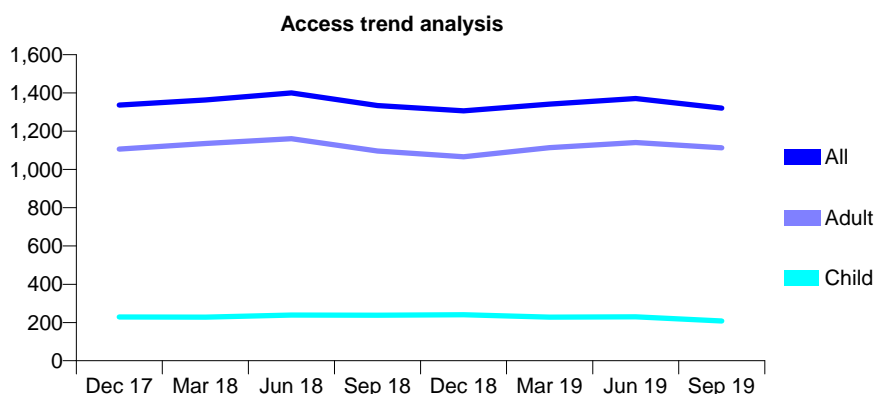
## Q53 - Vital Signs At a Glance Contract Report for 574546/0001 - September 2019

Name or company name	MR PS THIARA
Contract type name	GDS Contract
Purpose of contract	General
Contract start date	01/04/2006
Contract end date	

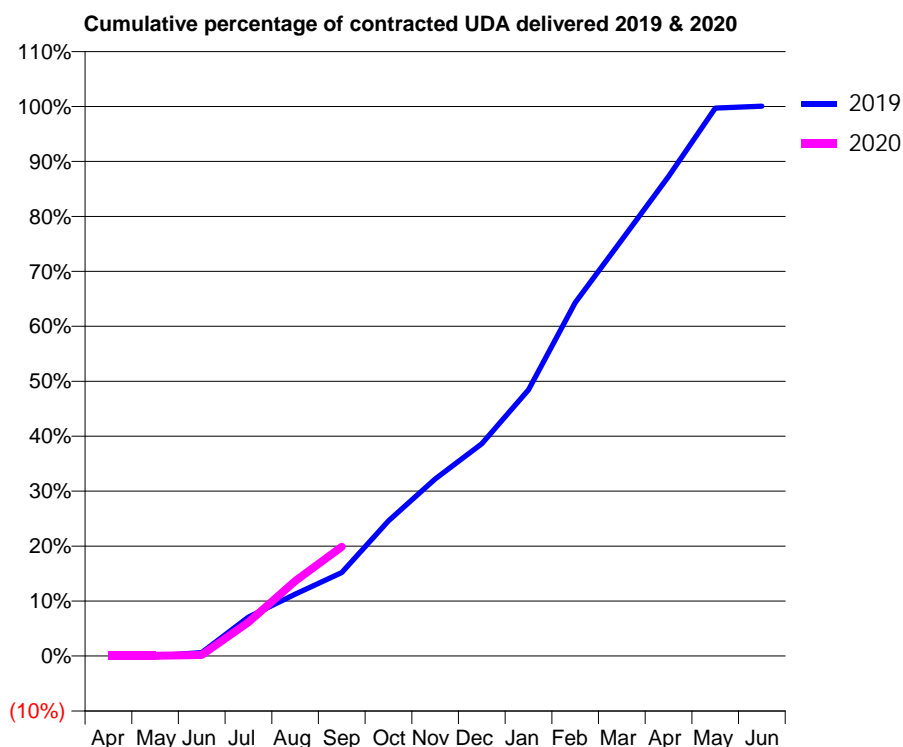
19/20 Contracted general activity (UDA)	2,900
Carry forward general activity (UDA)	-1
19/20 Contracted orthodontic activity (UOA)	0
Carry forward orthodontic activity (UOA)	0
Baseline contract value	£74,977.90

### ACCESS\*

Patients seen in 24 months	Total	Change since previous quarter
Quarter ending September 2018	1,334	
Quarter ending December 2018	1,306	↓
Quarter ending March 2019	1,342	↑
Quarter ending June 2019	1,371	↑
Quarter ending September 2019	1,321	↓
<b>Variance since September 2018</b>	<b>(1.0%)</b>	→



### ACTIVITY



Month	Adjusted Scheduled Activity (UDA)	
	2019	2020
April	0	1
May	0	1
June	18	5
July	206	179
August	326	396
September	440	577
October	713	
November	934	
December	1,121	
January	1,405	
February	1,865	
March	2,196	
April	2,530	
May	2,891	
June	2,901	

### QUALITY

	Quantity	Base Number	Contract	AT	Region	England
% of FP17s for the same patient ID Re-attending within 3 months - Children	1	98	1.0%	8.9%	11.3%	11.5%
% of FP17s for the same patient ID Re-attending within 3 months - Adults	8	412	1.9%	12.3%	14.7%	15.4%
% of FP17s for the same patient ID Re-attending between 3 & 9 months - Children	32	98	32.7%	60.2%	60.8%	59.7%
% of FP17s for the same patient ID Re-attending between 3 & 9 months - Adults	134	412	32.5%	51.1%	52.8%	51.7%
% of FP17s for Band 1 Urgent Courses	0	245	0.0%	7.4%	8.2%	9.2%
% of FP17s Relating to Free Repair or Replacements	0	245	0.0%	0.8%	0.7%	0.7%
% of FP17s Relating to Continuations	0	245	0.0%	0.8%	0.8%	0.8%
% of Patients satisfied with the dentistry they have received	0	0	N/A	94.5%	93.2%	93.5%
% of Patients satisfied with the time they had to wait for an appointment	0	0	N/A	91.1%	88.5%	87.4%

\* This is based on patients treated on this contract for their most recent course of treatment. Figures in italics indicate the base number of FP17s or Patient Questionnaire responses are less than 100. N/A is shown where the base number of responses is less than 10 during the period. % is calculated as Quantity/Base number\*100

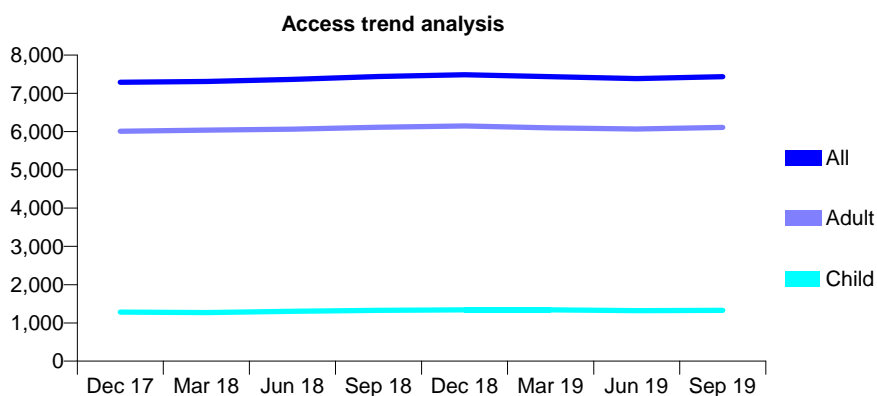
## Q53 - Vital Signs At a Glance Contract Report for 575186/0002 - September 2019

Name or company name	A Khetia and S Mehra
Contract type name	Pilot Contract
Purpose of contract	General
Contract start date	01/04/2006
Contract end date	

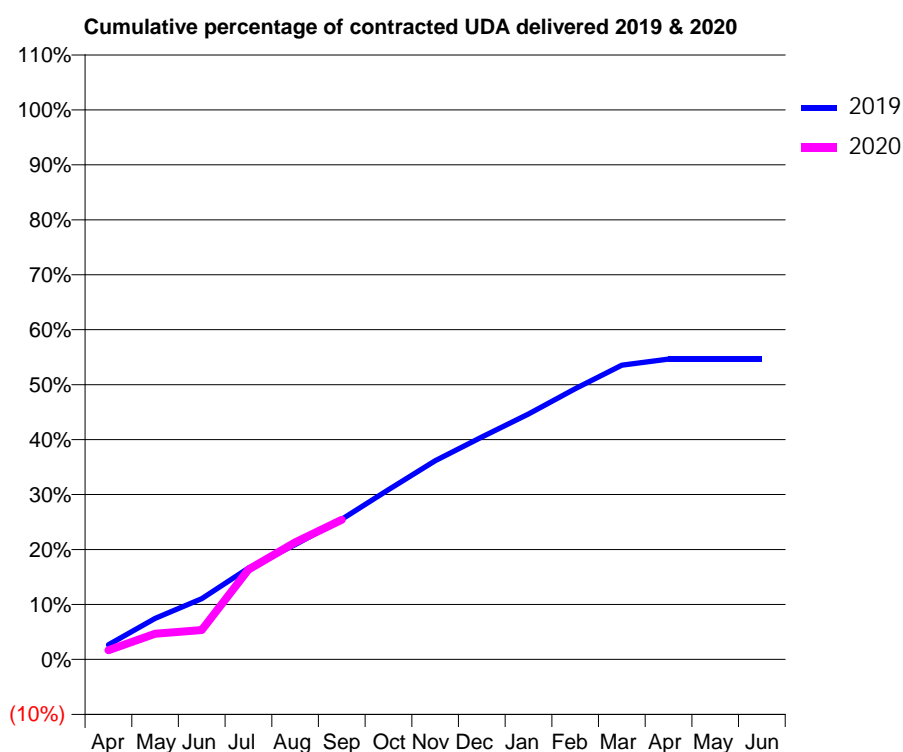
19/20 Contracted general activity (UDA)	23,300
Carry forward general activity (UDA)	0
19/20 Contracted orthodontic activity (UOA)	0
Carry forward orthodontic activity (UOA)	0
Baseline contract value	£706,822.08

### ACCESS\*

Patients seen in 24 months	Total	Change since previous quarter
Quarter ending September 2018	7,439	
Quarter ending December 2018	7,487	→
Quarter ending March 2019	7,437	→
Quarter ending June 2019	7,386	→
Quarter ending September 2019	7,437	→
<b>Variance since September 2018</b>	<b>(0.0%)</b>	→



### ACTIVITY



Month	Adjusted Scheduled Activity (UDA)	
	2019	2020
April	618	392
May	1,746	1,091
June	2,577	1,248
July	3,869	3,810
August	4,870	4,965
September	5,939	5,922
October	7,193	
November	8,425	
December	9,427	
January	10,404	
February	11,475	
March	12,474	
April	12,736	
May	12,737	
June	12,737	

### QUALITY

	Quantity	Base Number	Contract	AT	Region	England
% of FP17s for the same patient ID Re-attending within 3 months - Children	14	885	1.6%	8.9%	11.3%	11.5%
% of FP17s for the same patient ID Re-attending within 3 months - Adults	67	3,158	2.1%	12.3%	14.7%	15.4%
% of FP17s for the same patient ID Re-attending between 3 & 9 months - Children	487	885	55.0%	60.2%	60.8%	59.7%
% of FP17s for the same patient ID Re-attending between 3 & 9 months - Adults	1,037	3,158	32.8%	51.1%	52.8%	51.7%
% of FP17s for Band 1 Urgent Courses	36	3,874	0.9%	7.4%	8.2%	9.2%
% of FP17s Relating to Free Repair or Replacements	4	3,874	0.1%	0.8%	0.7%	0.7%
% of FP17s Relating to Continuations	2	3,874	0.1%	0.8%	0.8%	0.8%
% of Patients satisfied with the dentistry they have received	2	2	N/A	94.5%	93.2%	93.5%
% of Patients satisfied with the time they had to wait for an appointment	2	2	N/A	91.1%	88.5%	87.4%

\* This is based on patients treated on this contract for their most recent course of treatment. Figures in italics indicate the base number of FP17s or Patient Questionnaire responses are less than 100. N/A is shown where the base number of responses is less than 10 during the period. % is calculated as Quantity/Base number\*100

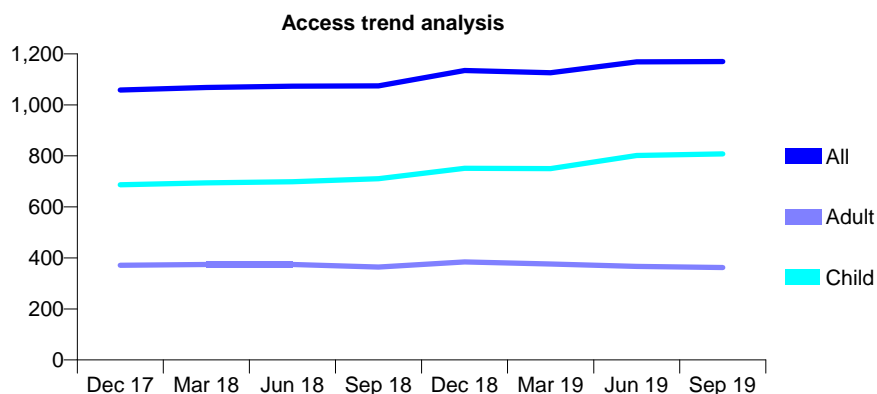
## Q53 - Vital Signs At a Glance Contract Report for 575798/0001 - September 2019

Name or company name	Hughes & Meixner
Contract type name	GDS Contract
Purpose of contract	General
Contract start date	01/04/2006
Contract end date	

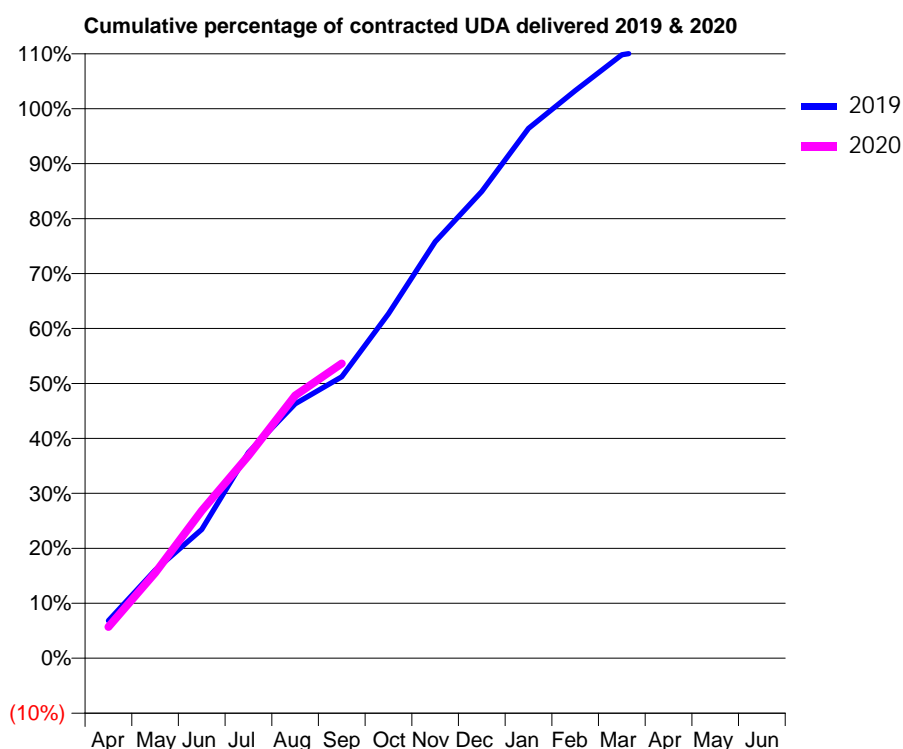
19/20 Contracted general activity (UDA)	2,750
Carry forward general activity (UDA)	-55
19/20 Contracted orthodontic activity (UOA)	0
Carry forward orthodontic activity (UOA)	0
Baseline contract value	£73,206.16

### ACCESS\*

Patients seen in 24 months	Total	Change since previous quarter
Quarter ending September 2018	1,075	
Quarter ending December 2018	1,135	↑
Quarter ending March 2019	1,126	→
Quarter ending June 2019	1,169	↑
Quarter ending September 2019	1,170	→
<b>Variance since September 2018</b>	<b>8.8%</b>	<b>↑</b>



### ACTIVITY



Month	2019	2020
April	188	157
May	441	427
June	644	738
July	1,030	1,014
August	1,273	1,315
September	1,408	1,475
October	1,724	
November	2,084	
December	2,335	
January	2,651	
February	2,840	
March	3,020	
April	3,060	
May	3,062	
June	3,064	

### QUALITY

	Quantity	Base Number	Contract	AT	Region	England
% of FP17s for the same patient ID Re-attending within 3 months - Children	42	725	5.8%	8.9%	11.3%	11.5%
% of FP17s for the same patient ID Re-attending within 3 months - Adults	55	220	25.0%	12.3%	14.7%	15.4%
% of FP17s for the same patient ID Re-attending between 3 & 9 months - Children	476	725	65.7%	60.2%	60.8%	59.7%
% of FP17s for the same patient ID Re-attending between 3 & 9 months - Adults	119	220	54.1%	51.1%	52.8%	51.7%
% of FP17s for Band 1 Urgent Courses	52	887	5.9%	7.4%	8.2%	9.2%
% of FP17s Relating to Free Repair or Replacements	0	887	0.0%	0.8%	0.7%	0.7%
% of FP17s Relating to Continuations	0	887	0.0%	0.8%	0.8%	0.8%
% of Patients satisfied with the dentistry they have received	1	1	N/A	94.5%	93.2%	93.5%
% of Patients satisfied with the time they had to wait for an appointment	1	1	N/A	91.1%	88.5%	87.4%

\* This is based on patients treated on this contract for their most recent course of treatment. Figures in italics indicate the base number of FP17s or Patient Questionnaire responses are less than 100. N/A is shown where the base number of responses is less than 10 during the period. % is calculated as Quantity/Base number\*100



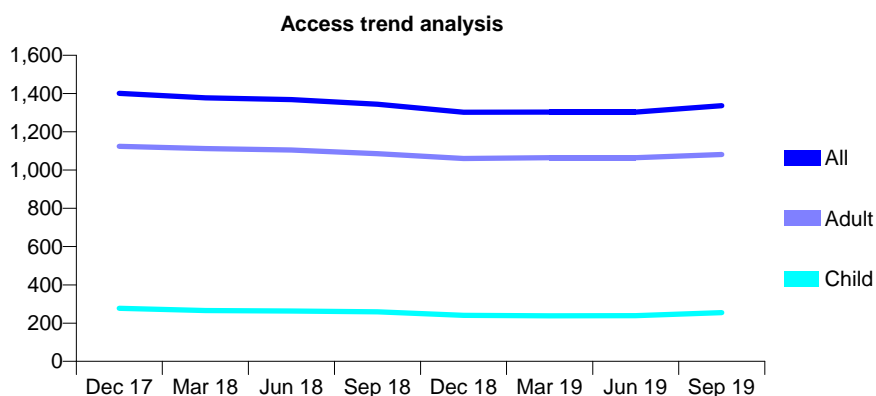
## Q53 - Vital Signs At a Glance Contract Report for 619744/0005 - September 2019

Name or company name	Dehal, Kavanagh, Kavanagh and Williams
Contract type name	GDS Contract
Purpose of contract	General
Contract start date	02/07/2012
Contract end date	

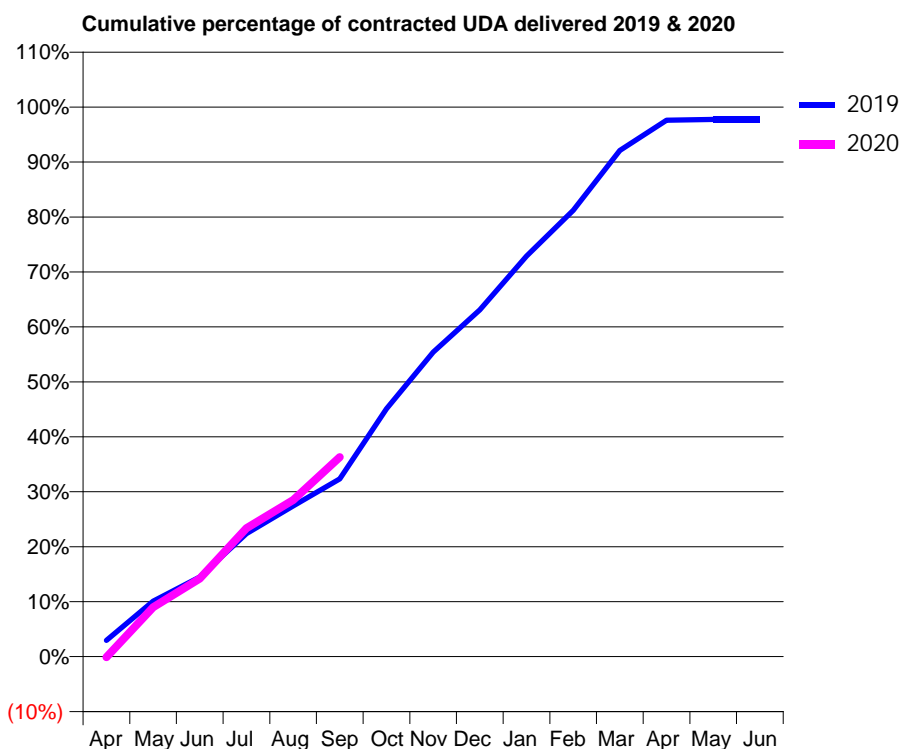
19/20 Contracted general activity (UDA)	3,761
Carry forward general activity (UDA)	84
19/20 Contracted orthodontic activity (UOA)	0
Carry forward orthodontic activity (UOA)	0
Baseline contract value	£80,829.88

### ACCESS\*

Patients seen in 24 months	Total	Change since previous quarter
Quarter ending September 2018	1,344	
Quarter ending December 2018	1,302	↓
Quarter ending March 2019	1,303	→
Quarter ending June 2019	1,303	→
Quarter ending September 2019	1,336	↑
<b>Variance since September 2018</b>	<b>(0.6%)</b>	<b>→</b>



### ACTIVITY



Month	Adjusted Scheduled Activity (UDA)	
	2019	2020
April	111	-5
May	380	338
June	545	534
July	842	880
August	1,032	1,072
September	1,216	1,366
October	1,696	
November	2,084	
December	2,372	
January	2,741	
February	3,054	
March	3,464	
April	3,671	
May	3,677	
June	3,677	

### QUALITY

	Quantity	Base Number	Contract	AT	Region	England
% of FP17s for the same patient ID Re-attending within 3 months - Children	8	200	4.0%	8.9%	11.3%	11.5%
% of FP17s for the same patient ID Re-attending within 3 months - Adults	88	778	11.3%	12.3%	14.7%	15.4%
% of FP17s for the same patient ID Re-attending between 3 & 9 months - Children	106	200	53.0%	60.2%	60.8%	59.7%
% of FP17s for the same patient ID Re-attending between 3 & 9 months - Adults	498	778	64.0%	51.1%	52.8%	51.7%
% of FP17s for Band 1 Urgent Courses	48	856	5.6%	7.4%	8.2%	9.2%
% of FP17s Relating to Free Repair or Replacements	8	856	0.9%	0.8%	0.7%	0.7%
% of FP17s Relating to Continuations	9	856	1.1%	0.8%	0.8%	0.8%
% of Patients satisfied with the dentistry they have received	2	2	N/A	94.5%	93.2%	93.5%
% of Patients satisfied with the time they had to wait for an appointment	2	2	N/A	91.1%	88.5%	87.4%

\* This is based on patients treated on this contract for their most recent course of treatment. Figures in italics indicate the base number of FP17s or Patient Questionnaire responses are less than 100. N/A is shown where the base number of responses is less than 10 during the period. % is calculated as Quantity/Base number\*100

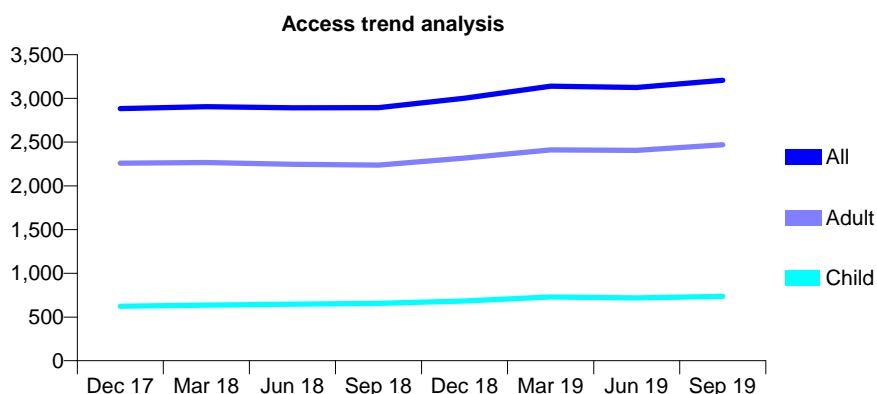
## Q53 - Vital Signs At a Glance Contract Report for 619744/0006 - September 2019

Name or company name	Dehal, Williams, Kavangh and Kavanagh
Contract type name	GDS Contract
Purpose of contract	General and Orthodontic
Contract start date	02/07/2012
Contract end date	

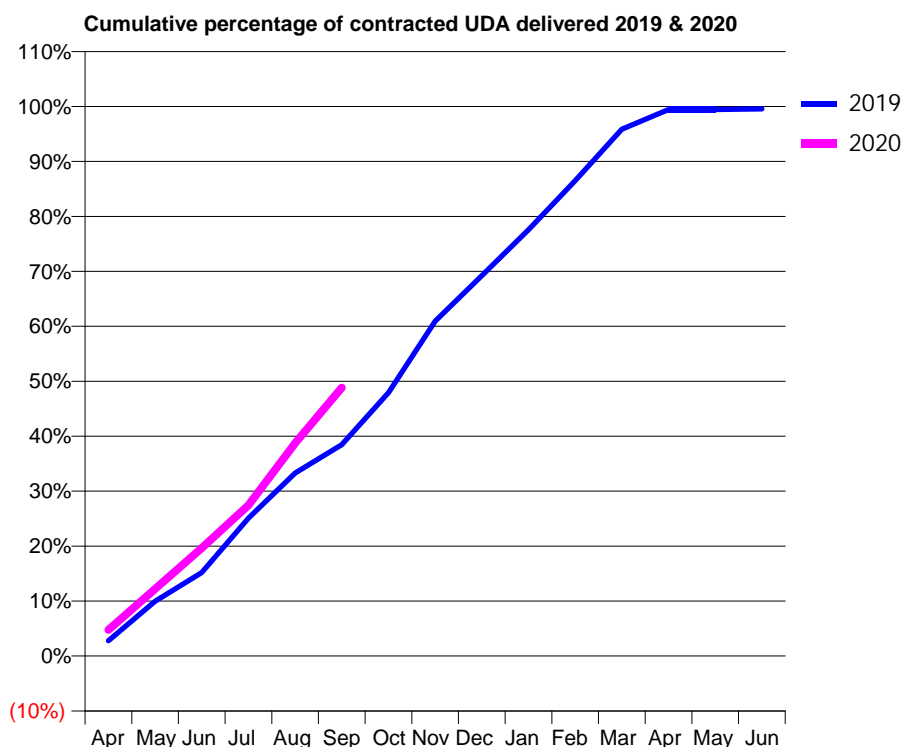
19/20 Contracted general activity (UDA)	7,452
Carry forward general activity (UDA)	33
19/20 Contracted orthodontic activity (UOA)	409
Carry forward orthodontic activity (UOA)	6
Baseline contract value	£184,880.10

### ACCESS\*

Patients seen in 24 months	Total	Change since previous quarter
Quarter ending September 2018	2,894	
Quarter ending December 2018	3,002	↑
Quarter ending March 2019	3,140	↑
Quarter ending June 2019	3,124	→
Quarter ending September 2019	3,208	↑
<b>Variance since September 2018</b>	<b>10.9%</b>	<b>↑</b>



### ACTIVITY



Month	Adjusted Scheduled Activity (UDA)	
	2019	2020
April	206	356
May	744	910
June	1,132	1,463
July	1,871	2,047
August	2,482	2,887
September	2,866	3,637
October	3,571	
November	4,542	
December	5,156	
January	5,780	
February	6,446	
March	7,144	
April	7,410	
May	7,410	
June	7,419	

### QUALITY

	Quantity	Base Number	Contract	AT	Region	England
% of FP17s for the same patient ID Re-attending within 3 months - Children	31	538	5.8%	8.9%	11.3%	11.5%
% of FP17s for the same patient ID Re-attending within 3 months - Adults	218	1,868	11.7%	12.3%	14.7%	15.4%
% of FP17s for the same patient ID Re-attending between 3 & 9 months - Children	344	538	63.9%	60.2%	60.8%	59.7%
% of FP17s for the same patient ID Re-attending between 3 & 9 months - Adults	1,180	1,868	63.2%	51.1%	52.8%	51.7%
% of FP17s for Band 1 Urgent Courses	149	2,182	6.8%	7.4%	8.2%	9.2%
% of FP17s Relating to Free Repair or Replacements	40	2,182	1.8%	0.8%	0.7%	0.7%
% of FP17s Relating to Continuations	23	2,182	1.1%	0.8%	0.8%	0.8%
% of Patients satisfied with the dentistry they have received	2	2	N/A	94.5%	93.2%	93.5%
% of Patients satisfied with the time they had to wait for an appointment	2	2	N/A	91.1%	88.5%	87.4%

\* This is based on patients treated on this contract for their most recent course of treatment. Figures in italics indicate the base number of FP17s or Patient Questionnaire responses are less than 100. N/A is shown where the base number of responses is less than 10 during the period. % is calculated as Quantity/Base number\*100

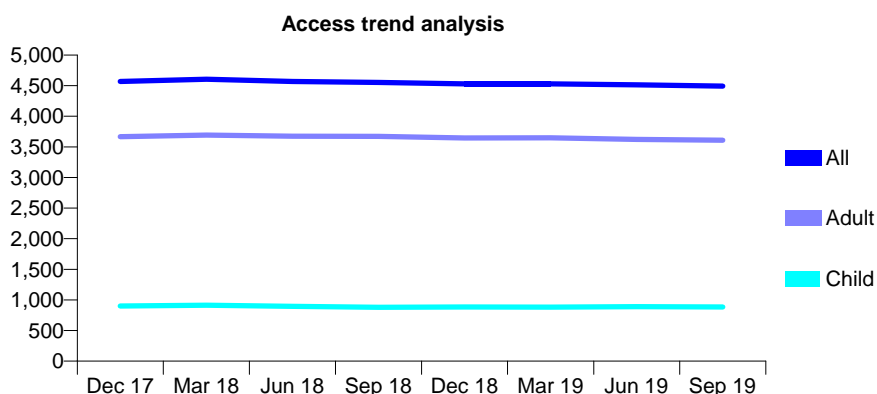
## Q53 - Vital Signs At a Glance Contract Report for 626171/0001 - September 2019

Name or company name	M Simwanza
Contract type name	GDS Contract
Purpose of contract	General
Contract start date	01/04/2006
Contract end date	

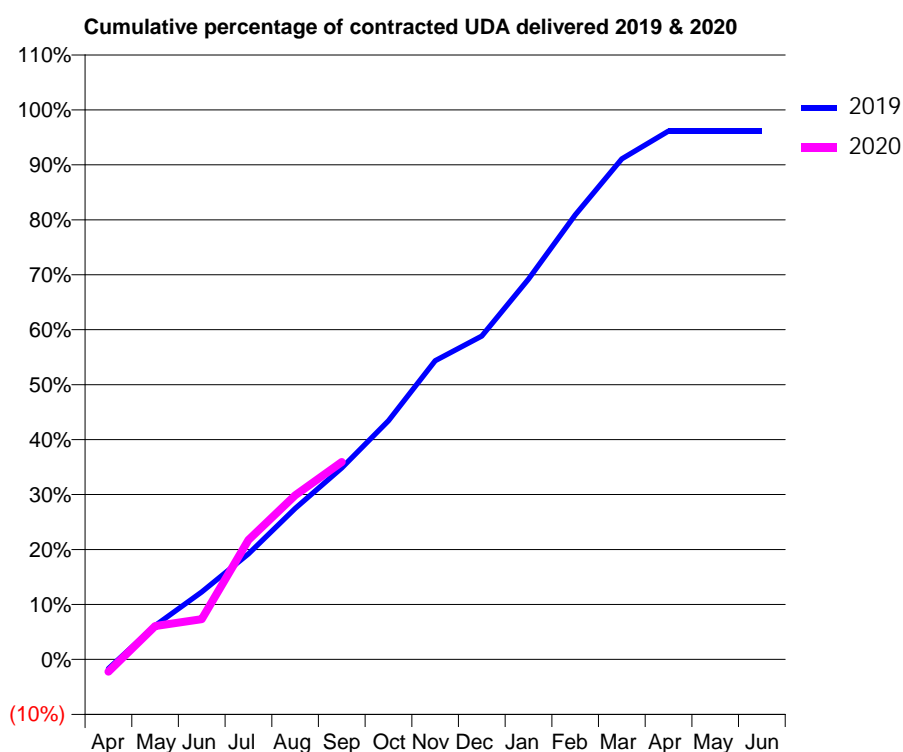
19/20 Contracted general activity (UDA)	12,950
Carry forward general activity (UDA)	497
19/20 Contracted orthodontic activity (UOA)	0
Carry forward orthodontic activity (UOA)	0
Baseline contract value	£278,316.13

### ACCESS\*

Patients seen in 24 months	Total	Change since previous quarter
Quarter ending September 2018	4,552	
Quarter ending December 2018	4,531	→
Quarter ending March 2019	4,530	→
Quarter ending June 2019	4,512	→
Quarter ending September 2019	4,493	→
<b>Variance since September 2018</b>	<b>(1.3%)</b>	<b>↓</b>



### ACTIVITY



Month	Adjusted Scheduled Activity (UDA)	
	2019	2020
April	-217	-290
May	800	788
June	1,587	952
July	2,486	2,814
August	3,558	3,866
September	4,513	4,653
October	5,623	
November	7,041	
December	7,621	
January	8,965	
February	10,475	
March	11,797	
April	12,453	
May	12,453	
June	12,453	

### QUALITY

	Quantity	Base Number	Contract	AT	Region	England
% of FP17s for the same patient ID Re-attending within 3 months - Children	28	598	4.7%	8.9%	11.3%	11.5%
% of FP17s for the same patient ID Re-attending within 3 months - Adults	219	2,326	9.4%	12.3%	14.7%	15.4%
% of FP17s for the same patient ID Re-attending between 3 & 9 months - Children	269	598	45.0%	60.2%	60.8%	59.7%
% of FP17s for the same patient ID Re-attending between 3 & 9 months - Adults	995	2,326	42.8%	51.1%	52.8%	51.7%
% of FP17s for Band 1 Urgent Courses	100	2,661	3.8%	7.4%	8.2%	9.2%
% of FP17s Relating to Free Repair or Replacements	14	2,661	0.5%	0.8%	0.7%	0.7%
% of FP17s Relating to Continuations	16	2,661	0.6%	0.8%	0.8%	0.8%
% of Patients satisfied with the dentistry they have received	1	1	N/A	94.5%	93.2%	93.5%
% of Patients satisfied with the time they had to wait for an appointment	0	1	N/A	91.1%	88.5%	87.4%

\* This is based on patients treated on this contract for their most recent course of treatment. Figures in italics indicate the base number of FP17s or Patient Questionnaire responses are less than 100. N/A is shown where the base number of responses is less than 10 during the period. % is calculated as Quantity/Base number\*100

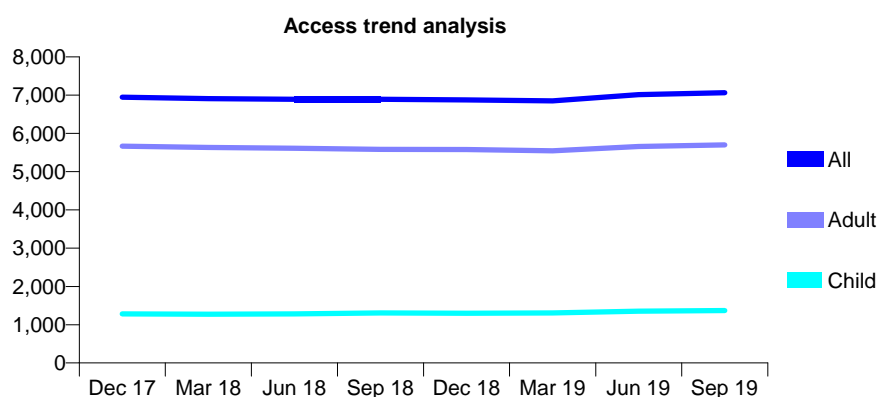
## Q53 - Vital Signs At a Glance Contract Report for 630152/0001 - September 2019

Name or company name	T Lewin and G Lyall
Contract type name	GDS Contract
Purpose of contract	General
Contract start date	01/04/2006
Contract end date	

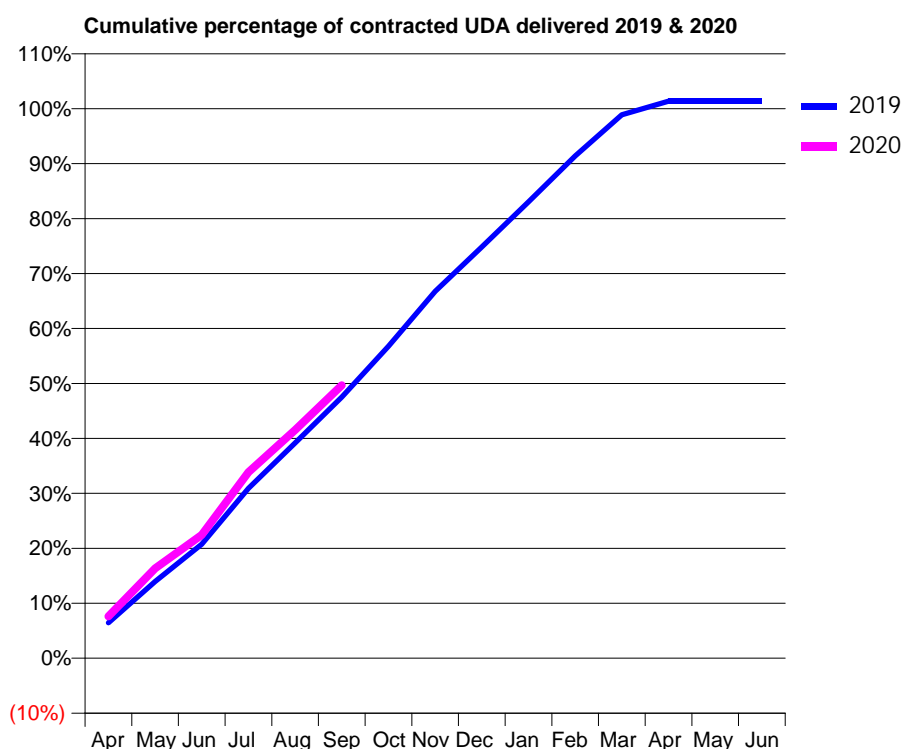
19/20 Contracted general activity (UDA)	18,059
Carry forward general activity (UDA)	-242
19/20 Contracted orthodontic activity (UOA)	0
Carry forward orthodontic activity (UOA)	0
Baseline contract value	£465,364.73

### ACCESS\*

Patients seen in 24 months	Total	Change since previous quarter
Quarter ending September 2018	6,889	
Quarter ending December 2018	6,877	→
Quarter ending March 2019	6,847	→
Quarter ending June 2019	7,012	↑
Quarter ending September 2019	7,065	→
<b>Variance since September 2018</b>	<b>2.6%</b>	<b>↑</b>



### ACTIVITY



Month	2019	2020
April	1,166	1,372
May	2,521	2,956
June	3,750	4,051
July	5,579	6,114
August	7,077	7,500
September	8,578	8,970
October	10,254	
November	12,059	
December	13,513	
January	14,998	
February	16,504	
March	17,855	
April	18,301	
May	18,301	
June	18,301	

### QUALITY

	Quantity	Base Number	Contract	AT	Region	England
% of FP17s for the same patient ID Re-attending within 3 months - Children	62	1,115	5.6%	8.9%	11.3%	11.5%
% of FP17s for the same patient ID Re-attending within 3 months - Adults	598	4,069	14.7%	12.3%	14.7%	15.4%
% of FP17s for the same patient ID Re-attending between 3 & 9 months - Children	640	1,115	57.4%	60.2%	60.8%	59.7%
% of FP17s for the same patient ID Re-attending between 3 & 9 months - Adults	1,515	4,069	37.2%	51.1%	52.8%	51.7%
% of FP17s for Band 1 Urgent Courses	726	4,929	14.7%	7.4%	8.2%	9.2%
% of FP17s Relating to Free Repair or Replacements	35	4,929	0.7%	0.8%	0.7%	0.7%
% of FP17s Relating to Continuations	33	4,929	0.7%	0.8%	0.8%	0.8%
% of Patients satisfied with the dentistry they have received	1	1	N/A	94.5%	93.2%	93.5%
% of Patients satisfied with the time they had to wait for an appointment	1	1	N/A	91.1%	88.5%	87.4%

\* This is based on patients treated on this contract for their most recent course of treatment.

Figures in italics indicate the base number of FP17s or Patient Questionnaire responses are less than 100. N/A is shown where the base number of responses is less than 10 during the period. % is calculated as Quantity/Base number\*100

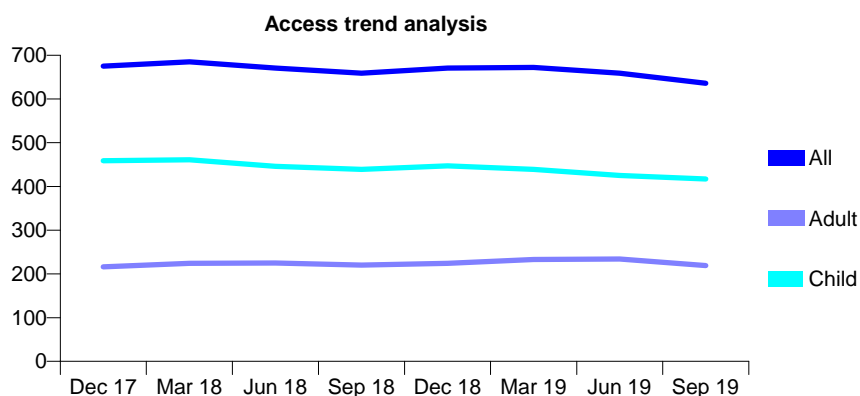
## Q53 - Vital Signs At a Glance Contract Report for 630470/0001 - September 2019

Name or company name	Arthurell, Airdrie, Wellington
Contract type name	GDS Contract
Purpose of contract	General
Contract start date	01/08/2012
Contract end date	

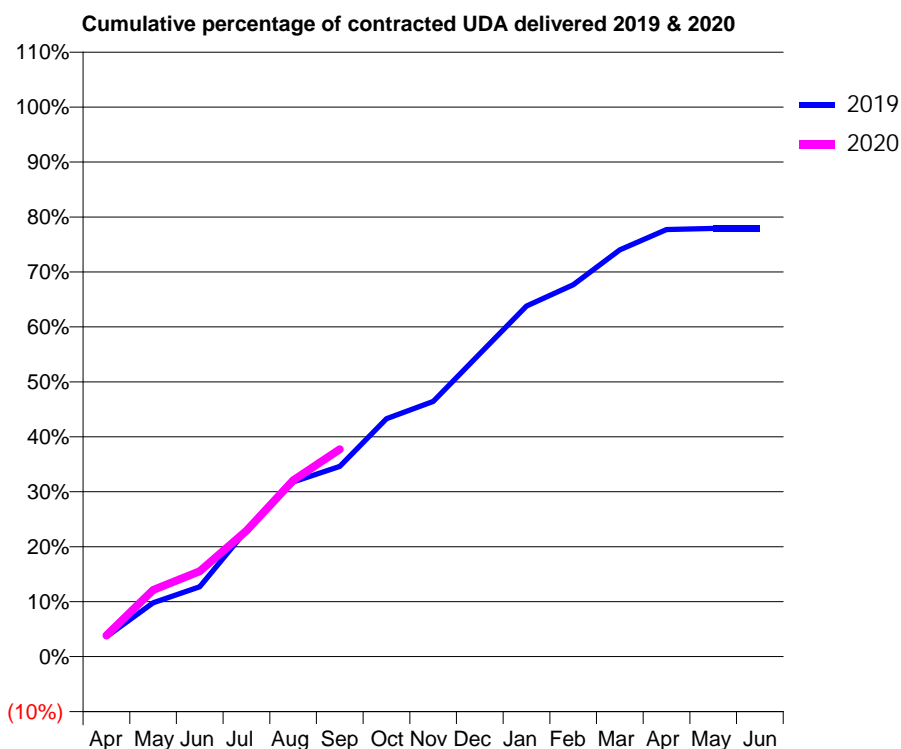
19/20 Contracted general activity (UDA)	1,630
Carry forward general activity (UDA)	0
19/20 Contracted orthodontic activity (UOA)	0
Carry forward orthodontic activity (UOA)	0
Baseline contract value	£37,523.57

### ACCESS\*

Patients seen in 24 months	Total	Change since previous quarter
Quarter ending September 2018	659	
Quarter ending December 2018	671	→
Quarter ending March 2019	672	→
Quarter ending June 2019	659	↓
Quarter ending September 2019	636	↓
<b>Variance since September 2018</b>	<b>(3.5%)</b>	<b>↓</b>



### ACTIVITY



Month	Adjusted Scheduled Activity (UDA)	
	2019	2020
April	59	63
May	160	198
June	207	253
July	375	374
August	518	523
September	564	615
October	706	
November	757	
December	898	
January	1,040	
February	1,103	
March	1,207	
April	1,267	
May	1,270	
June	1,270	

### QUALITY

	Quantity	Base Number	Contract	AT	Region	England
% of FP17s for the same patient ID Re-attending within 3 months - Children	18	353	5.1%	8.9%	11.3%	11.5%
% of FP17s for the same patient ID Re-attending within 3 months - Adults	10	128	7.8%	12.3%	14.7%	15.4%
% of FP17s for the same patient ID Re-attending between 3 & 9 months - Children	263	353	74.5%	60.2%	60.8%	59.7%
% of FP17s for the same patient ID Re-attending between 3 & 9 months - Adults	75	128	58.6%	51.1%	52.8%	51.7%
% of FP17s for Band 1 Urgent Courses	15	435	3.4%	7.4%	8.2%	9.2%
% of FP17s Relating to Free Repair or Replacements	0	435	0.0%	0.8%	0.7%	0.7%
% of FP17s Relating to Continuations	0	435	0.0%	0.8%	0.8%	0.8%
% of Patients satisfied with the dentistry they have received	0	0	N/A	94.5%	93.2%	93.5%
% of Patients satisfied with the time they had to wait for an appointment	0	0	N/A	91.1%	88.5%	87.4%

\* This is based on patients treated on this contract for their most recent course of treatment. Figures in italics indicate the base number of FP17s or Patient Questionnaire responses are less than 100. N/A is shown where the base number of responses is less than 10 during the period. % is calculated as Quantity/Base number\*100

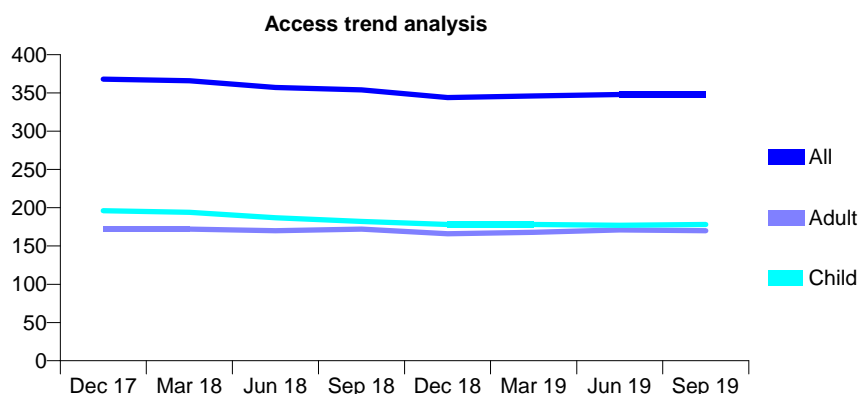
## Q53 - Vital Signs At a Glance Contract Report for 634794/0001 - September 2019

Name or company name	MR MA FELLER
Contract type name	GDS Contract
Purpose of contract	General
Contract start date	01/04/2006
Contract end date	

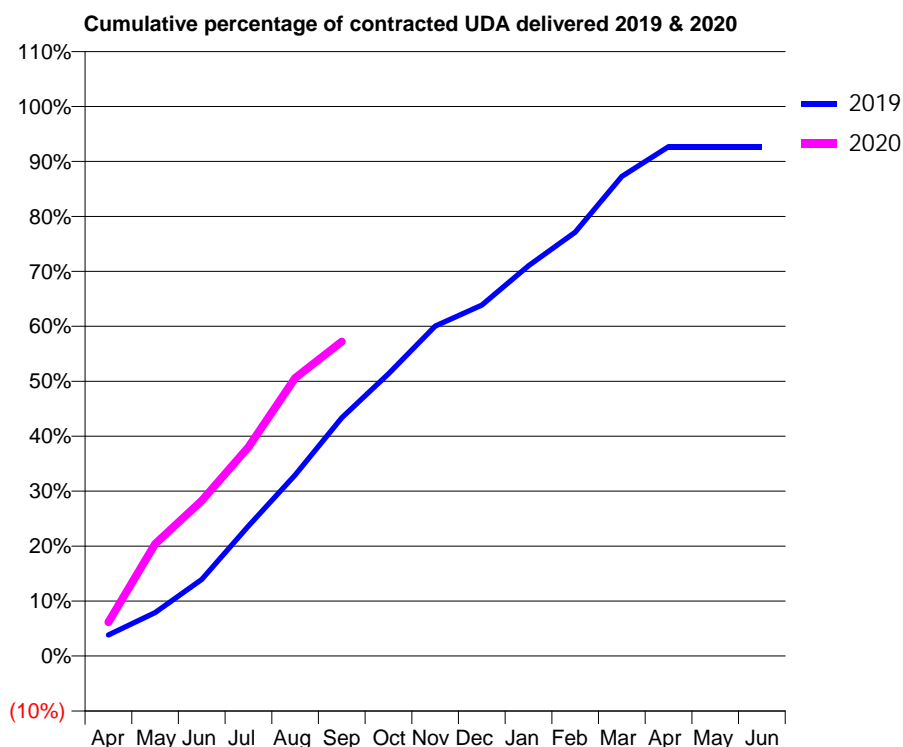
19/20 Contracted general activity (UDA)	1,049
Carry forward general activity (UDA)	0
19/20 Contracted orthodontic activity (UOA)	0
Carry forward orthodontic activity (UOA)	0
Baseline contract value	£27,021.51

### ACCESS\*

Patients seen in 24 months	Total	Change since previous quarter
Quarter ending September 2018	354	
Quarter ending December 2018	344	↓
Quarter ending March 2019	346	→
Quarter ending June 2019	348	→
Quarter ending September 2019	348	→
<b>Variance since September 2018</b>	<b>(1.7%)</b>	<b>↓</b>



### ACTIVITY



Month	Adjusted Scheduled Activity (UDA)	
	2019	2020
April	40	65
May	83	214
June	146	296
July	248	399
August	346	531
September	455	600
October	539	
November	630	
December	670	
January	745	
February	809	
March	915	
April	972	
May	972	
June	972	

### QUALITY

	Quantity	Base Number	Contract	AT	Region	England
% of FP17s for the same patient ID Re-attending within 3 months - Children	12	152	7.9%	8.9%	11.3%	11.5%
% of FP17s for the same patient ID Re-attending within 3 months - Adults	8	92	8.7%	12.3%	14.7%	15.4%
% of FP17s for the same patient ID Re-attending between 3 & 9 months - Children	87	152	57.2%	60.2%	60.8%	59.7%
% of FP17s for the same patient ID Re-attending between 3 & 9 months - Adults	26	92	28.3%	51.1%	52.8%	51.7%
% of FP17s for Band 1 Urgent Courses	10	232	4.3%	7.4%	8.2%	9.2%
% of FP17s Relating to Free Repair or Replacements	0	232	0.0%	0.8%	0.7%	0.7%
% of FP17s Relating to Continuations	0	232	0.0%	0.8%	0.8%	0.8%
% of Patients satisfied with the dentistry they have received	0	0	N/A	94.5%	93.2%	93.5%
% of Patients satisfied with the time they had to wait for an appointment	0	0	N/A	91.1%	88.5%	87.4%

\* This is based on patients treated on this contract for their most recent course of treatment. Figures in italics indicate the base number of FP17s or Patient Questionnaire responses are less than 100. N/A is shown where the base number of responses is less than 10 during the period. % is calculated as Quantity/Base number\*100

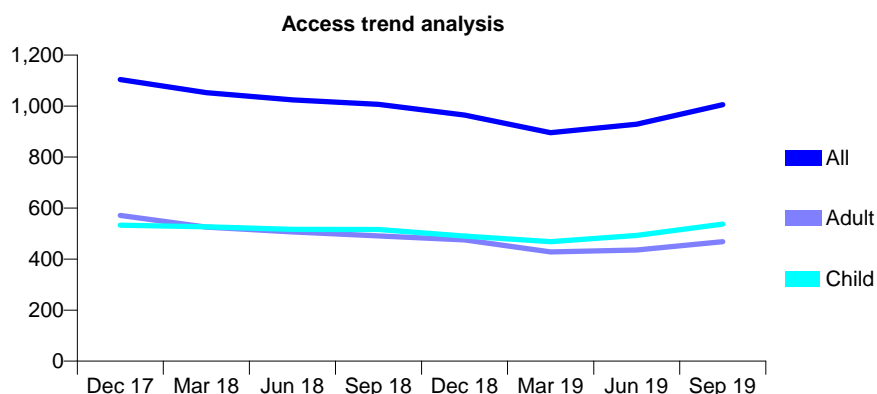
## Q53 - Vital Signs At a Glance Contract Report for 635138/0001 - September 2019

Name or company name	MR FM RAHMAN
Contract type name	GDS Contract
Purpose of contract	General
Contract start date	01/04/2006
Contract end date	

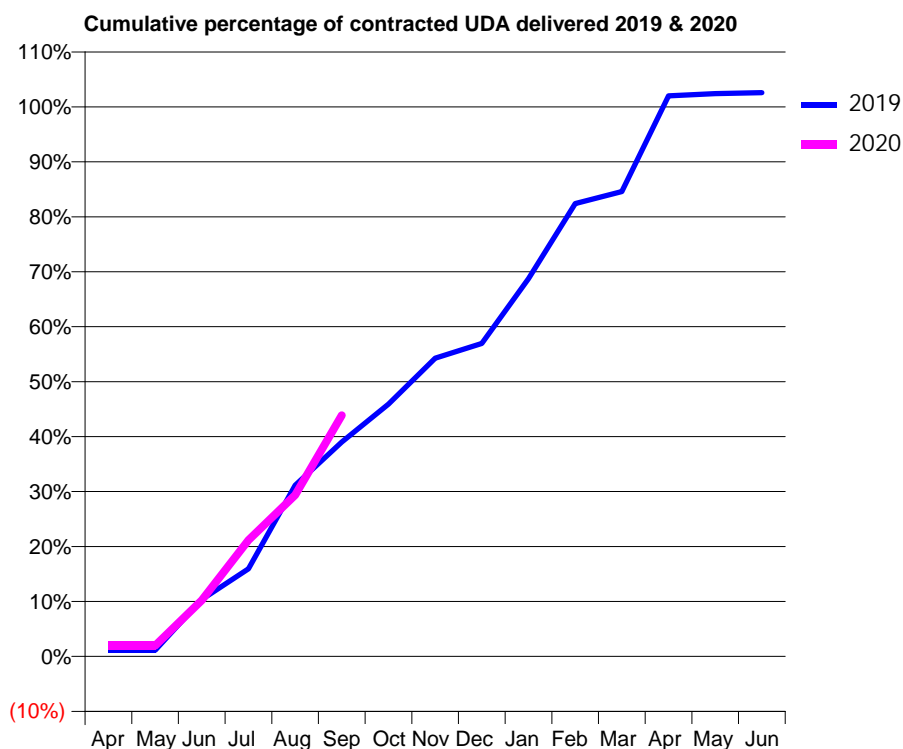
19/20 Contracted general activity (UDA)	3,619
Carry forward general activity (UDA)	-72
19/20 Contracted orthodontic activity (UOA)	0
Carry forward orthodontic activity (UOA)	0
Baseline contract value	£109,893.32

### ACCESS\*

Patients seen in 24 months	Total	Change since previous quarter
Quarter ending September 2018	1,007	
Quarter ending December 2018	965	↓
Quarter ending March 2019	896	↓
Quarter ending June 2019	929	↑
Quarter ending September 2019	1,005	↑
<b>Variance since September 2018</b>	<b>(0.2%)</b>	→



### ACTIVITY



Month	2019	2020
April	41	72
May	41	72
June	374	369
July	578	766
August	1,127	1,063
September	1,412	1,587
October	1,662	
November	1,964	
December	2,061	
January	2,487	
February	2,982	
March	3,061	
April	3,691	
May	3,706	
June	3,712	

### QUALITY

	Quantity	Base Number	Contract	AT	Region	England
% of FP17s for the same patient ID Re-attending within 3 months - Children	7	423	1.7%	8.9%	11.3%	11.5%
% of FP17s for the same patient ID Re-attending within 3 months - Adults	12	251	4.8%	12.3%	14.7%	15.4%
% of FP17s for the same patient ID Re-attending between 3 & 9 months - Children	210	423	49.6%	60.2%	60.8%	59.7%
% of FP17s for the same patient ID Re-attending between 3 & 9 months - Adults	88	251	35.1%	51.1%	52.8%	51.7%
% of FP17s for Band 1 Urgent Courses	10	498	2.0%	7.4%	8.2%	9.2%
% of FP17s Relating to Free Repair or Replacements	0	498	0.0%	0.8%	0.7%	0.7%
% of FP17s Relating to Continuations	1	498	0.2%	0.8%	0.8%	0.8%
% of Patients satisfied with the dentistry they have received	1	1	N/A	94.5%	93.2%	93.5%
% of Patients satisfied with the time they had to wait for an appointment	1	1	N/A	91.1%	88.5%	87.4%

\* This is based on patients treated on this contract for their most recent course of treatment. Figures in italics indicate the base number of FP17s or Patient Questionnaire responses are less than 100. N/A is shown where the base number of responses is less than 10 during the period. % is calculated as Quantity/Base number\*100

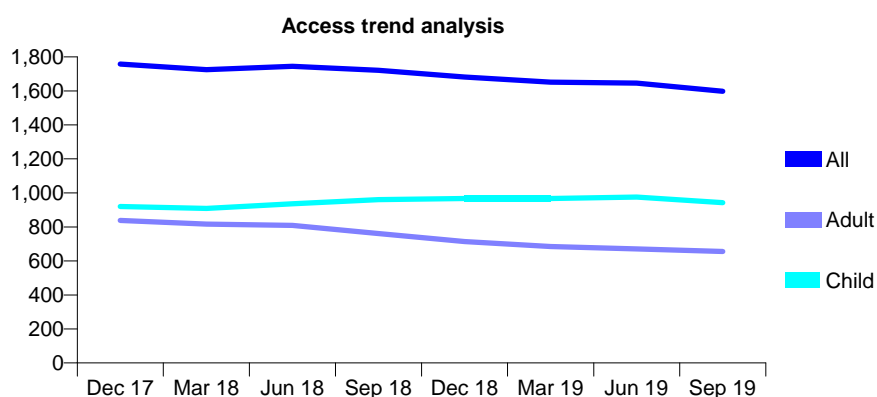
## Q53 - Vital Signs At a Glance Contract Report for 650072/0001 - September 2019

Name or company name	MR PR BRADLEY
Contract type name	GDS Contract
Purpose of contract	General
Contract start date	01/04/2006
Contract end date	

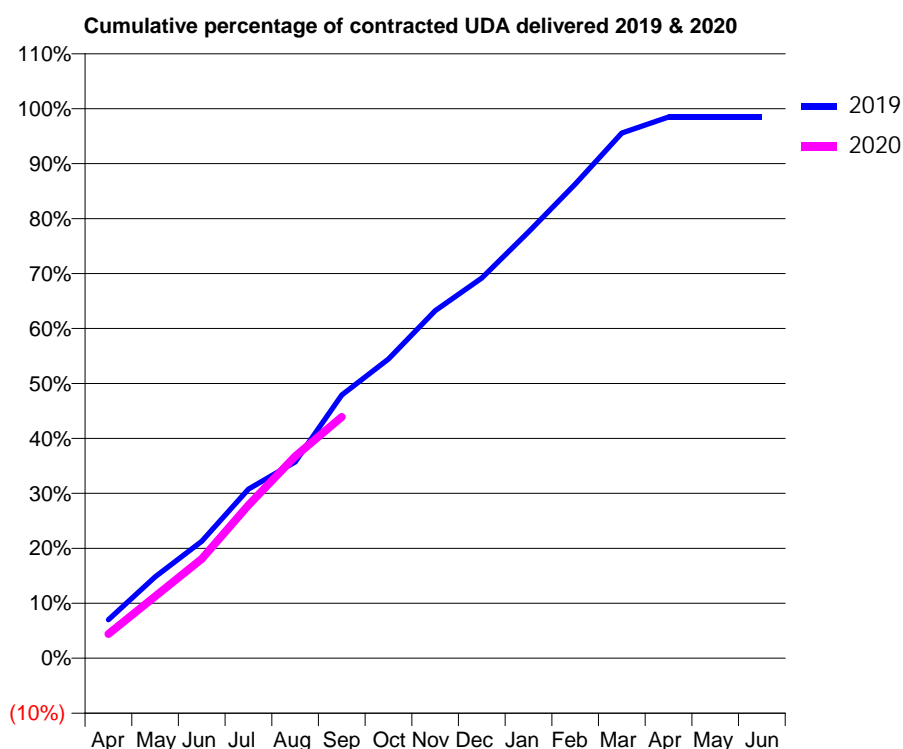
19/20 Contracted general activity (UDA)	3,800
Carry forward general activity (UDA)	57
19/20 Contracted orthodontic activity (UOA)	0
Carry forward orthodontic activity (UOA)	0
Baseline contract value	£97,496.10

### ACCESS\*

Patients seen in 24 months	Total	Change since previous quarter
Quarter ending September 2018	1,721	
Quarter ending December 2018	1,681	↓
Quarter ending March 2019	1,651	↓
Quarter ending June 2019	1,646	→
Quarter ending September 2019	1,597	↓
<b>Variance since September 2018</b>	<b>(7.2%)</b>	<b>↓</b>



### ACTIVITY



Month	2019	2020
April	266	167
May	563	428
June	808	687
July	1,168	1,059
August	1,357	1,396
September	1,820	1,669
October	2,069	
November	2,403	
December	2,629	
January	2,948	
February	3,279	
March	3,632	
April	3,742	
May	3,742	
June	3,742	

### QUALITY

	Quantity	Base Number	Contract	AT	Region	England
% of FP17s for the same patient ID Re-attending within 3 months - Children	41	843	4.9%	8.9%	11.3%	11.5%
% of FP17s for the same patient ID Re-attending within 3 months - Adults	66	435	15.2%	12.3%	14.7%	15.4%
% of FP17s for the same patient ID Re-attending between 3 & 9 months - Children	641	843	76.0%	60.2%	60.8%	59.7%
% of FP17s for the same patient ID Re-attending between 3 & 9 months - Adults	287	435	66.0%	51.1%	52.8%	51.7%
% of FP17s for Band 1 Urgent Courses	38	1,234	3.1%	7.4%	8.2%	9.2%
% of FP17s Relating to Free Repair or Replacements	1	1,234	0.1%	0.8%	0.7%	0.7%
% of FP17s Relating to Continuations	0	1,234	0.0%	0.8%	0.8%	0.8%
% of Patients satisfied with the dentistry they have received	0	0	N/A	94.5%	93.2%	93.5%
% of Patients satisfied with the time they had to wait for an appointment	0	0	N/A	91.1%	88.5%	87.4%

\* This is based on patients treated on this contract for their most recent course of treatment.

Figures in italics indicate the base number of FP17s or Patient Questionnaire responses are less than 100. N/A is shown where the base number of responses is less than 10 during the period. % is calculated as Quantity/Base number\*100



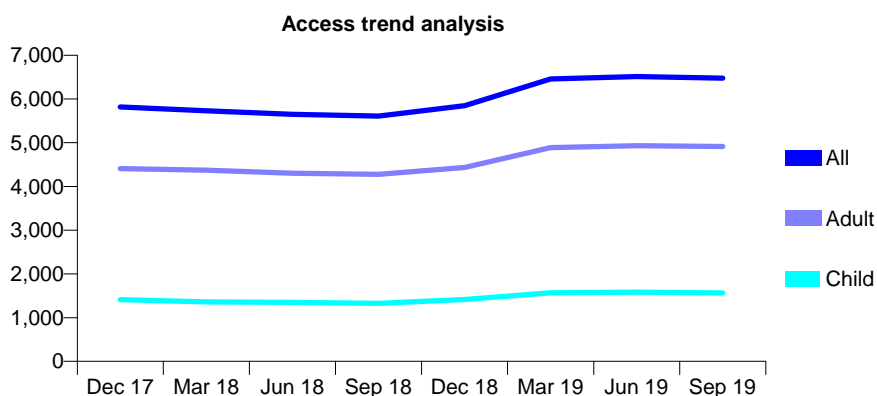
## Q53 - Vital Signs At a Glance Contract Report for 650579/0001 - September 2019

Name or company name	A Stanley and N Kalidas
Contract type name	GDS Contract
Purpose of contract	General
Contract start date	01/04/2006
Contract end date	

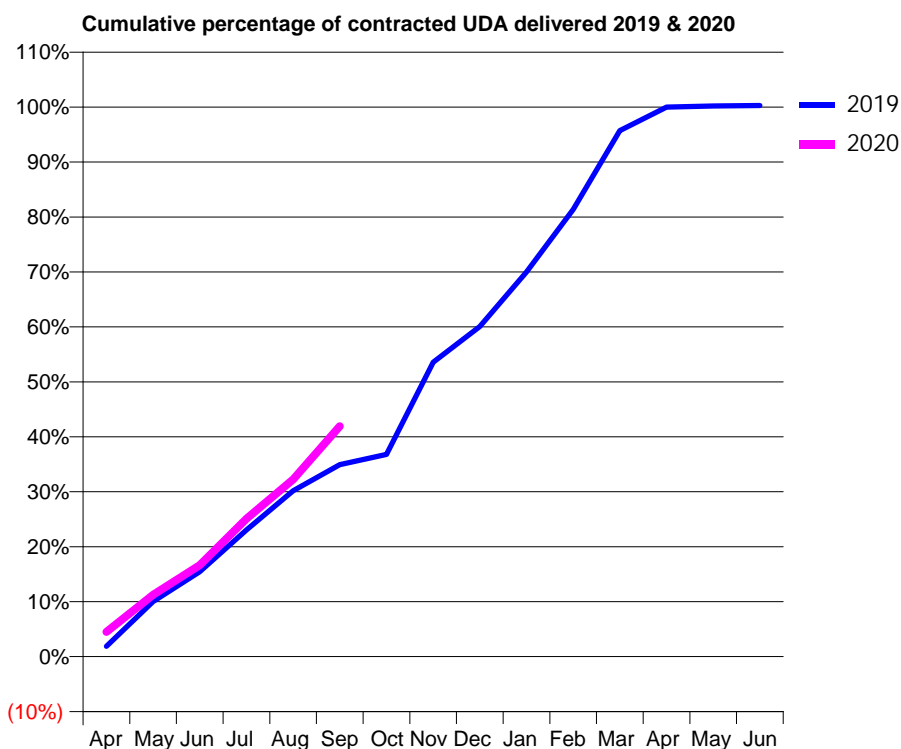
19/20 Contracted general activity (UDA)	17,035
Carry forward general activity (UDA)	-48
19/20 Contracted orthodontic activity (UOA)	0
Carry forward orthodontic activity (UOA)	0
Baseline contract value	£596,437.89

### ACCESS\*

Patients seen in 24 months	Total	Change since previous quarter
Quarter ending September 2018	5,607	
Quarter ending December 2018	5,847	↑
Quarter ending March 2019	6,458	↑
Quarter ending June 2019	6,515	→
Quarter ending September 2019	6,476	→
<b>Variance since September 2018</b>	<b>15.5%</b>	<b>↑</b>



### ACTIVITY



Month	Adjusted Scheduled Activity (UDA)	
	2019	2020
April	322	769
May	1,711	1,917
June	2,630	2,838
July	3,928	4,278
August	5,145	5,494
September	5,950	7,140
October	6,268	
November	9,124	
December	10,235	
January	11,924	
February	13,862	
March	16,301	
April	17,033	
May	17,067	
June	17,084	

### QUALITY

	Quantity	Base Number	Contract	AT	Region	England
% of FP17s for the same patient ID Re-attending within 3 months - Children	59	1,164	5.1%	8.9%	11.3%	11.5%
% of FP17s for the same patient ID Re-attending within 3 months - Adults	377	3,363	11.2%	12.3%	14.7%	15.4%
% of FP17s for the same patient ID Re-attending between 3 & 9 months - Children	824	1,164	70.8%	60.2%	60.8%	59.7%
% of FP17s for the same patient ID Re-attending between 3 & 9 months - Adults	1,791	3,363	53.3%	51.1%	52.8%	51.7%
% of FP17s for Band 1 Urgent Courses	202	3,703	5.5%	7.4%	8.2%	9.2%
% of FP17s Relating to Free Repair or Replacements	80	3,703	2.2%	0.8%	0.7%	0.7%
% of FP17s Relating to Continuations	19	3,703	0.5%	0.8%	0.8%	0.8%
% of Patients satisfied with the dentistry they have received	3	4	N/A	94.5%	93.2%	93.5%
% of Patients satisfied with the time they had to wait for an appointment	3	4	N/A	91.1%	88.5%	87.4%

\* This is based on patients treated on this contract for their most recent course of treatment. Figures in italics indicate the base number of FP17s or Patient Questionnaire responses are less than 100. N/A is shown where the base number of responses is less than 10 during the period. % is calculated as Quantity/Base number\*100

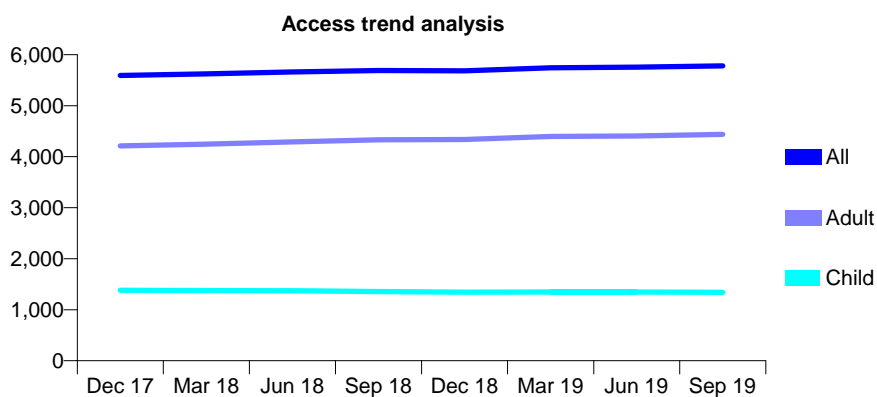
## Q53 - Vital Signs At a Glance Contract Report for 653071/0002 - September 2019

Name or company name	MISS SS KHAIRA
Contract type name	GDS Contract
Purpose of contract	General
Contract start date	01/04/2013
Contract end date	

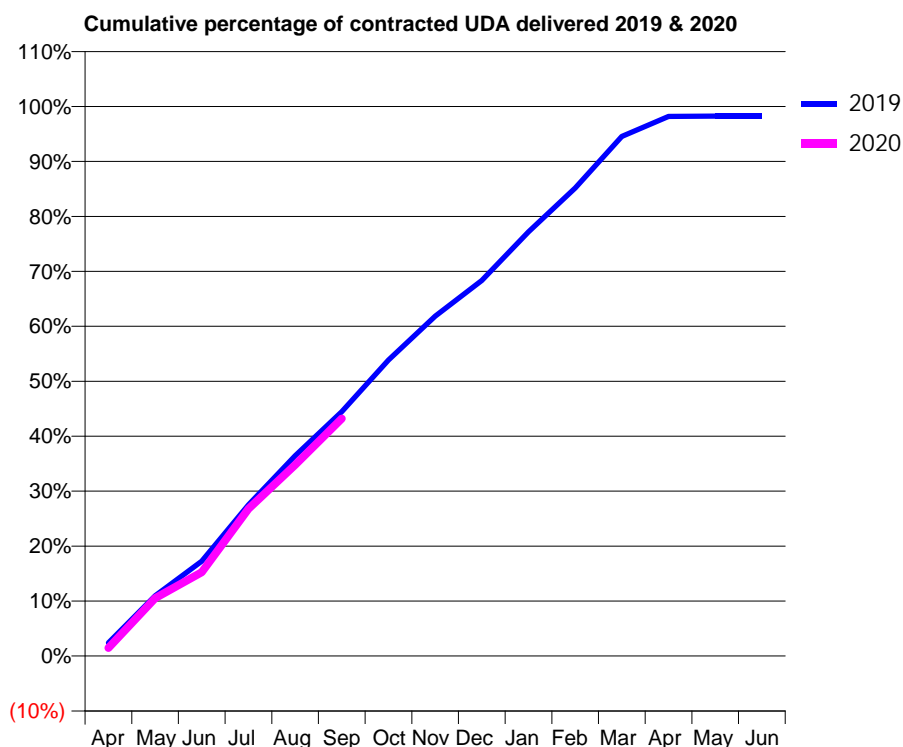
19/20 Contracted general activity (UDA)	16,115
Carry forward general activity (UDA)	281
19/20 Contracted orthodontic activity (UOA)	0
Carry forward orthodontic activity (UOA)	0
Baseline contract value	£381,843.52

### ACCESS\*

Patients seen in 24 months	Total	Change since previous quarter
Quarter ending September 2018	5,690	
Quarter ending December 2018	5,683	→
Quarter ending March 2019	5,743	→
Quarter ending June 2019	5,756	→
Quarter ending September 2019	5,779	→
<b>Variance since September 2018</b>	<b>1.6%</b>	<b>→</b>



### ACTIVITY



Month	Adjusted Scheduled Activity (UDA)	
	2019	2020
April	390	236
May	1,768	1,698
June	2,784	2,460
July	4,434	4,315
August	5,870	5,605
September	7,164	6,964
October	8,678	
November	9,967	
December	11,015	
January	12,439	
February	13,723	
March	15,240	
April	15,826	
May	15,834	
June	15,834	

### QUALITY

	Quantity	Base Number	Contract	AT	Region	England
% of FP17s for the same patient ID Re-attending within 3 months - Children	65	1,039	6.3%	8.9%	11.3%	11.5%
% of FP17s for the same patient ID Re-attending within 3 months - Adults	463	3,326	13.9%	12.3%	14.7%	15.4%
% of FP17s for the same patient ID Re-attending between 3 & 9 months - Children	691	1,039	66.5%	60.2%	60.8%	59.7%
% of FP17s for the same patient ID Re-attending between 3 & 9 months - Adults	2,072	3,326	62.3%	51.1%	52.8%	51.7%
% of FP17s for Band 1 Urgent Courses	348	4,066	8.6%	7.4%	8.2%	9.2%
% of FP17s Relating to Free Repair or Replacements	97	4,066	2.4%	0.8%	0.7%	0.7%
% of FP17s Relating to Continuations	24	4,066	0.6%	0.8%	0.8%	0.8%
% of Patients satisfied with the dentistry they have received	6	6	N/A	94.5%	93.2%	93.5%
% of Patients satisfied with the time they had to wait for an appointment	6	6	N/A	91.1%	88.5%	87.4%

\* This is based on patients treated on this contract for their most recent course of treatment. Figures in italics indicate the base number of FP17s or Patient Questionnaire responses are less than 100. N/A is shown where the base number of responses is less than 10 during the period. % is calculated as Quantity/Base number\*100

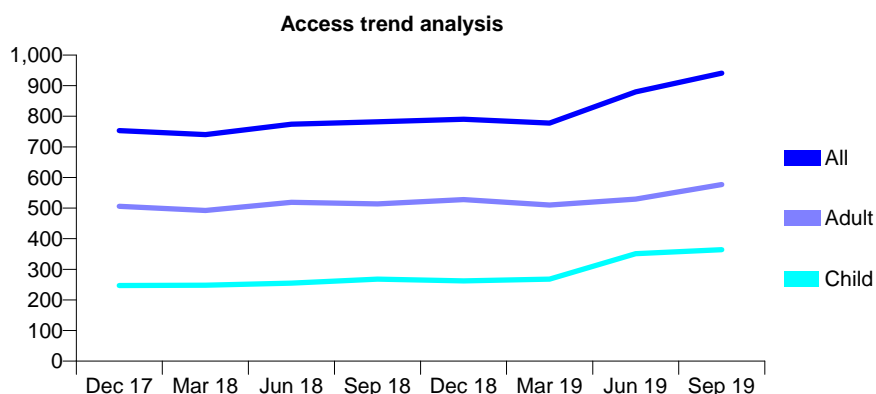
## Q53 - Vital Signs At a Glance Contract Report for 654221/0001 - September 2019

Name or company name	MR SP HUNDAL
Contract type name	GDS Contract
Purpose of contract	General
Contract start date	01/04/2006
Contract end date	

19/20 Contracted general activity (UDA)	6,000
Carry forward general activity (UDA)	0
19/20 Contracted orthodontic activity (UOA)	0
Carry forward orthodontic activity (UOA)	0
Baseline contract value	£176,475.44

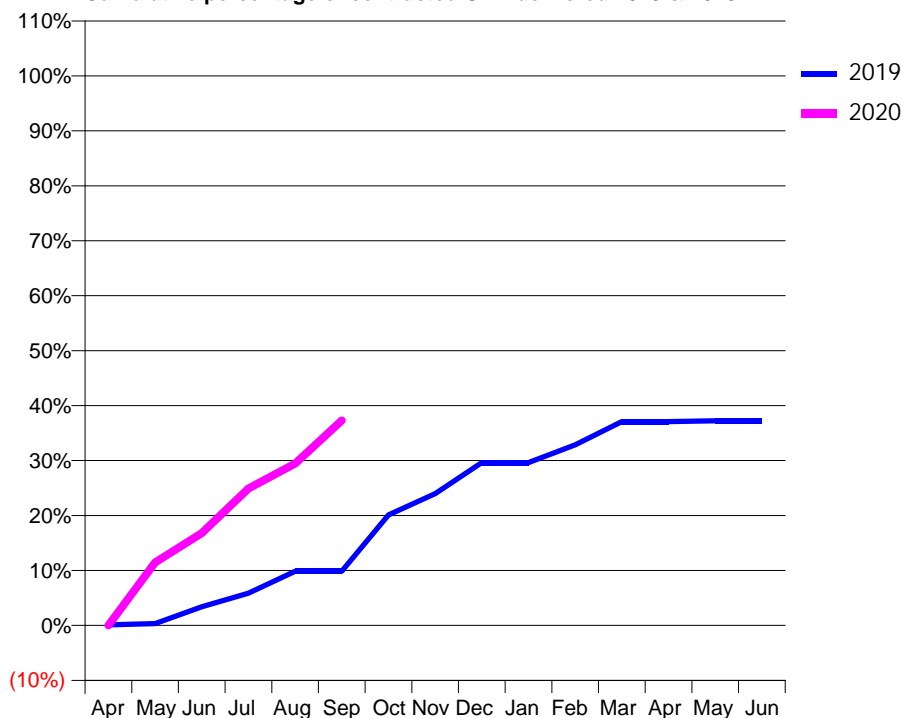
### ACCESS\*

Patients seen in 24 months	Total	Change since previous quarter
Quarter ending September 2018	782	
Quarter ending December 2018	790	→
Quarter ending March 2019	778	↓
Quarter ending June 2019	880	↑
Quarter ending September 2019	941	↑
<b>Variance since September 2018</b>	<b>20.3%</b>	<b>↑</b>



### ACTIVITY

Cumulative percentage of contracted UDA delivered 2019 & 2020



Adjusted Scheduled Activity (UDA)

Month	2019	2020
April	7	0
May	19	689
June	203	1,007
July	352	1,494
August	591	1,769
September	591	2,238
October	1,206	
November	1,439	
December	1,779	
January	1,779	
February	1,972	
March	2,225	
April	2,225	
May	2,235	
June	2,235	

### QUALITY

	Quantity	Base Number	Contract	AT	Region	England
% of FP17s for the same patient ID Re-attending within 3 months - Children	3	296	1.0%	8.9%	11.3%	11.5%
% of FP17s for the same patient ID Re-attending within 3 months - Adults	6	335	1.8%	12.3%	14.7%	15.4%
% of FP17s for the same patient ID Re-attending between 3 & 9 months - Children	49	296	16.6%	60.2%	60.8%	59.7%
% of FP17s for the same patient ID Re-attending between 3 & 9 months - Adults	38	335	11.3%	51.1%	52.8%	51.7%
% of FP17s for Band 1 Urgent Courses	23	624	3.7%	7.4%	8.2%	9.2%
% of FP17s Relating to Free Repair or Replacements	2	624	0.3%	0.8%	0.7%	0.7%
% of FP17s Relating to Continuations	0	624	0.0%	0.8%	0.8%	0.8%
% of Patients satisfied with the dentistry they have received	0	0	N/A	94.5%	93.2%	93.5%
% of Patients satisfied with the time they had to wait for an appointment	0	0	N/A	91.1%	88.5%	87.4%

\* This is based on patients treated on this contract for their most recent course of treatment.

Figures in italics indicate the base number of FP17s or Patient Questionnaire responses are less than 100. N/A is shown where the base number of responses is less than 10 during the period. % is calculated as Quantity/Base number\*100

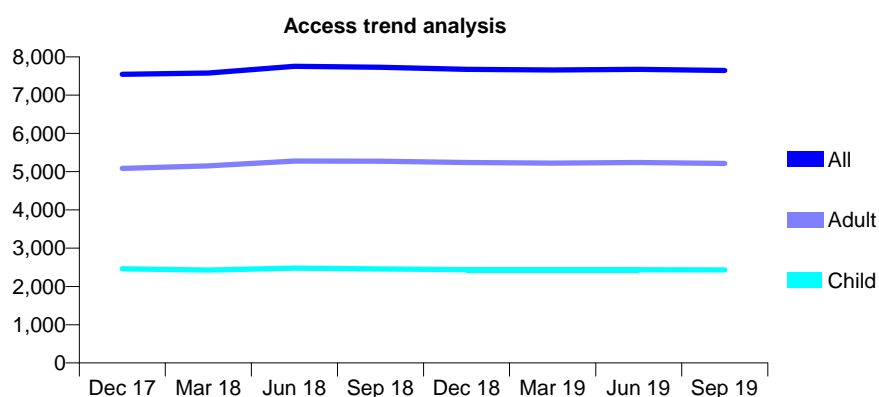
## Q53 - Vital Signs At a Glance Contract Report for 658480/0001 - September 2019

Name or company name	MISS TJ WHITMORE
Contract type name	GDS Contract
Purpose of contract	General
Contract start date	01/09/2006
Contract end date	

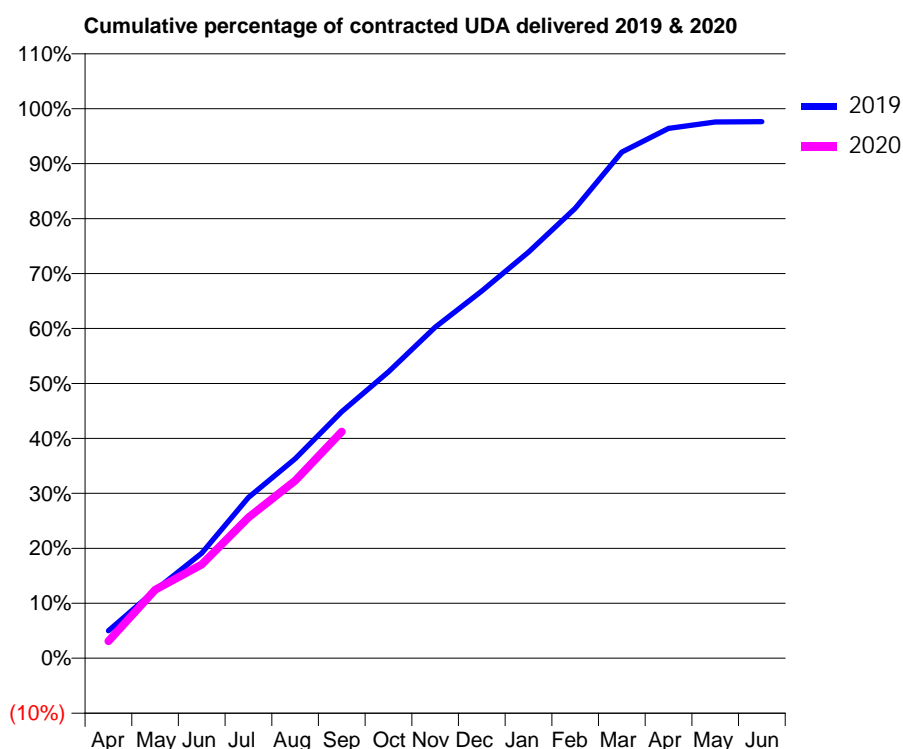
19/20 Contracted general activity (UDA)	15,317
Carry forward general activity (UDA)	0
19/20 Contracted orthodontic activity (UOA)	0
Carry forward orthodontic activity (UOA)	0
Baseline contract value	£445,302.80

### ACCESS\*

Patients seen in 24 months	Total	Change since previous quarter
Quarter ending September 2018	7,728	
Quarter ending December 2018	7,675	→
Quarter ending March 2019	7,657	→
Quarter ending June 2019	7,675	→
Quarter ending September 2019	7,644	→
<b>Variance since September 2018</b>	<b>(1.1%)</b>	<b>↓</b>



### ACTIVITY



Month	2019	2020
April	769	476
May	1,893	1,908
June	2,930	2,612
July	4,482	3,923
August	5,564	4,949
September	6,873	6,312
October	7,983	
November	9,229	
December	10,236	
January	11,319	
February	12,538	
March	14,108	
April	14,764	
May	14,942	
June	14,954	

### QUALITY

	Quantity	Base Number	Contract	AT	Region	England
% of FP17s for the same patient ID Re-attending within 3 months - Children	84	2,070	4.1%	8.9%	11.3%	11.5%
% of FP17s for the same patient ID Re-attending within 3 months - Adults	154	3,016	5.1%	12.3%	14.7%	15.4%
% of FP17s for the same patient ID Re-attending between 3 & 9 months - Children	1,541	2,070	74.4%	60.2%	60.8%	59.7%
% of FP17s for the same patient ID Re-attending between 3 & 9 months - Adults	1,467	3,016	48.6%	51.1%	52.8%	51.7%
% of FP17s for Band 1 Urgent Courses	203	4,201	4.8%	7.4%	8.2%	9.2%
% of FP17s Relating to Free Repair or Replacements	16	4,201	0.4%	0.8%	0.7%	0.7%
% of FP17s Relating to Continuations	8	4,201	0.2%	0.8%	0.8%	0.8%
% of Patients satisfied with the dentistry they have received	3	3	N/A	94.5%	93.2%	93.5%
% of Patients satisfied with the time they had to wait for an appointment	3	3	N/A	91.1%	88.5%	87.4%

\* This is based on patients treated on this contract for their most recent course of treatment. Figures in italics indicate the base number of FP17s or Patient Questionnaire responses are less than 100. N/A is shown where the base number of responses is less than 10 during the period. % is calculated as Quantity/Base number\*100

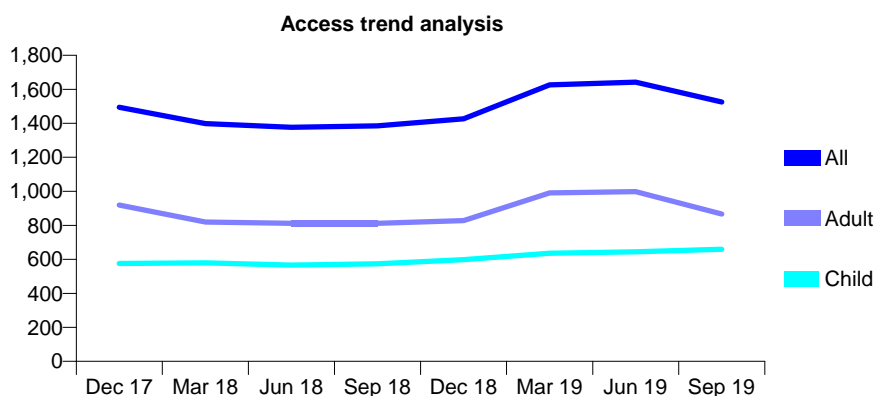
## Q53 - Vital Signs At a Glance Contract Report for 658995/0002 - September 2019

Name or company name	MR SR MEHTA
Contract type name	GDS Contract
Purpose of contract	General
Contract start date	03/07/2013
Contract end date	

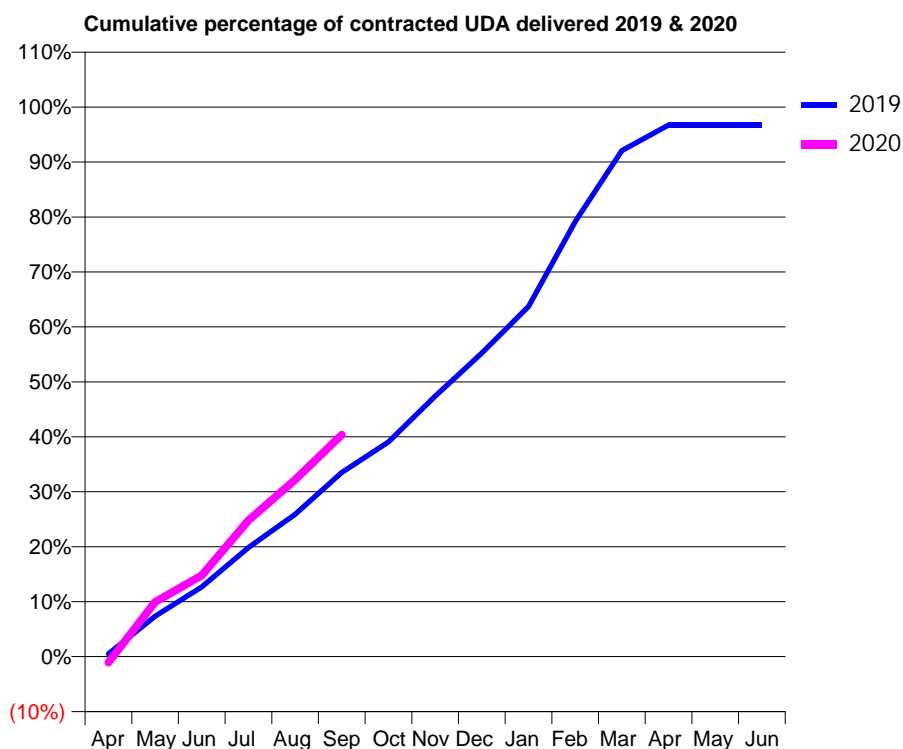
19/20 Contracted general activity (UDA)	4,000
Carry forward general activity (UDA)	131
19/20 Contracted orthodontic activity (UOA)	0
Carry forward orthodontic activity (UOA)	0
Baseline contract value	£119,269.47

### ACCESS\*

Patients seen in 24 months	Total	Change since previous quarter
Quarter ending September 2018	1,385	
Quarter ending December 2018	1,426	↑
Quarter ending March 2019	1,626	↑
Quarter ending June 2019	1,642	→
Quarter ending September 2019	1,525	↓
<b>Variance since September 2018</b>	<b>10.1%</b>	<b>↑</b>



### ACTIVITY



Month	Adjusted Scheduled Activity (UDA)	
	2019	2020
April	21	-44
May	295	399
June	507	592
July	793	993
August	1,036	1,288
September	1,340	1,615
October	1,563	
November	1,896	
December	2,209	
January	2,549	
February	3,167	
March	3,682	
April	3,869	
May	3,869	
June	3,869	

### QUALITY

	Quantity	Base Number	Contract	AT	Region	England
% of FP17s for the same patient ID Re-attending within 3 months - Children	31	512	6.1%	8.9%	11.3%	11.5%
% of FP17s for the same patient ID Re-attending within 3 months - Adults	43	298	14.4%	12.3%	14.7%	15.4%
% of FP17s for the same patient ID Re-attending between 3 & 9 months - Children	312	512	60.9%	60.2%	60.8%	59.7%
% of FP17s for the same patient ID Re-attending between 3 & 9 months - Adults	150	298	50.3%	51.1%	52.8%	51.7%
% of FP17s for Band 1 Urgent Courses	22	723	3.0%	7.4%	8.2%	9.2%
% of FP17s Relating to Free Repair or Replacements	0	723	0.0%	0.8%	0.7%	0.7%
% of FP17s Relating to Continuations	6	723	0.8%	0.8%	0.8%	0.8%
% of Patients satisfied with the dentistry they have received	1	1	N/A	94.5%	93.2%	93.5%
% of Patients satisfied with the time they had to wait for an appointment	1	1	N/A	91.1%	88.5%	87.4%

\* This is based on patients treated on this contract for their most recent course of treatment. Figures in italics indicate the base number of FP17s or Patient Questionnaire responses are less than 100. N/A is shown where the base number of responses is less than 10 during the period. % is calculated as Quantity/Base number\*100

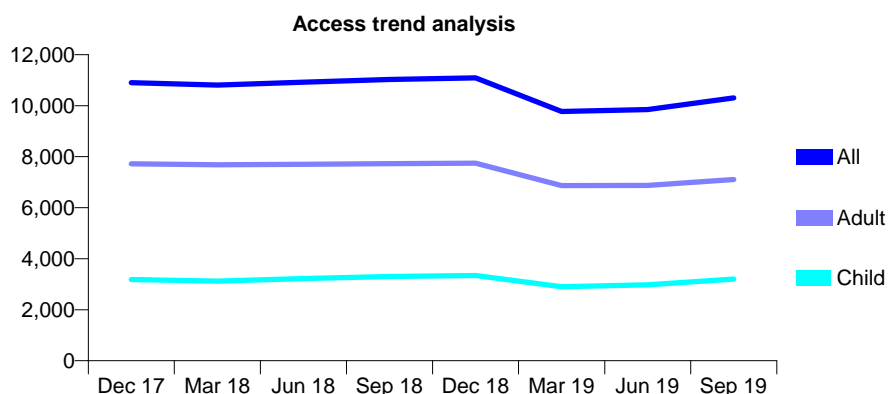
## Q53 - Vital Signs At a Glance Contract Report for 676349/0001 - September 2019

Name or company name	MRS MK DEOL
Contract type name	GDS Contract
Purpose of contract	General
Contract start date	01/04/2006
Contract end date	

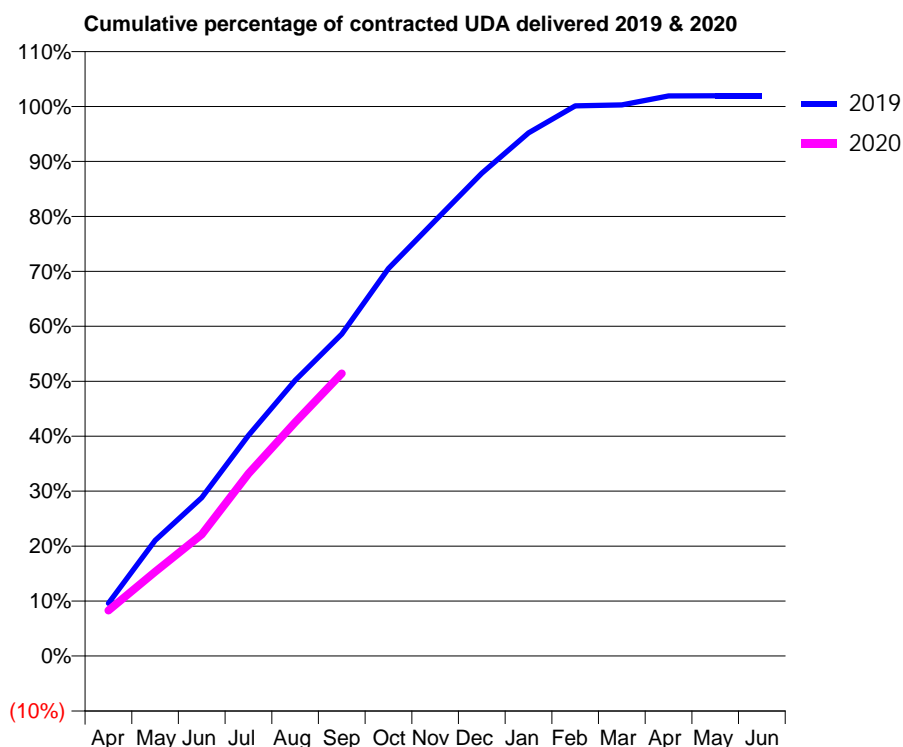
19/20 Contracted general activity (UDA)	22,272
Carry forward general activity (UDA)	-432
19/20 Contracted orthodontic activity (UOA)	0
Carry forward orthodontic activity (UOA)	0
Baseline contract value	£679,795.50

### ACCESS\*

Patients seen in 24 months	Total	Change since previous quarter
Quarter ending September 2018	11,025	
Quarter ending December 2018	11,087	→
Quarter ending March 2019	9,768	↓
Quarter ending June 2019	9,848	→
Quarter ending September 2019	10,307	↑
<b>Variance since September 2018</b>	<b>(6.5%)</b>	<b>↓</b>



### ACTIVITY



Month	Adjusted Scheduled Activity (UDA)	
	2019	2020
April	2,140	1,846
May	4,688	3,415
June	6,416	4,929
July	8,941	7,389
August	11,175	9,473
September	13,051	11,452
October	15,705	
November	17,644	
December	19,567	
January	21,200	
February	22,295	
March	22,334	
April	22,695	
May	22,701	
June	22,705	

### QUALITY

	Quantity	Base Number	Contract	AT	Region	England
% of FP17s for the same patient ID Re-attending within 3 months - Children	54	2,229	2.4%	8.9%	11.3%	11.5%
% of FP17s for the same patient ID Re-attending within 3 months - Adults	137	4,024	3.4%	12.3%	14.7%	15.4%
% of FP17s for the same patient ID Re-attending between 3 & 9 months - Children	1,087	2,229	48.8%	60.2%	60.8%	59.7%
% of FP17s for the same patient ID Re-attending between 3 & 9 months - Adults	1,930	4,024	48.0%	51.1%	52.8%	51.7%
% of FP17s for Band 1 Urgent Courses	59	5,647	1.0%	7.4%	8.2%	9.2%
% of FP17s Relating to Free Repair or Replacements	19	5,647	0.3%	0.8%	0.7%	0.7%
% of FP17s Relating to Continuations	17	5,647	0.3%	0.8%	0.8%	0.8%
% of Patients satisfied with the dentistry they have received	7	7	N/A	94.5%	93.2%	93.5%
% of Patients satisfied with the time they had to wait for an appointment	6	7	N/A	91.1%	88.5%	87.4%

\* This is based on patients treated on this contract for their most recent course of treatment. Figures in italics indicate the base number of FP17s or Patient Questionnaire responses are less than 100. N/A is shown where the base number of responses is less than 10 during the period. % is calculated as Quantity/Base number\*100

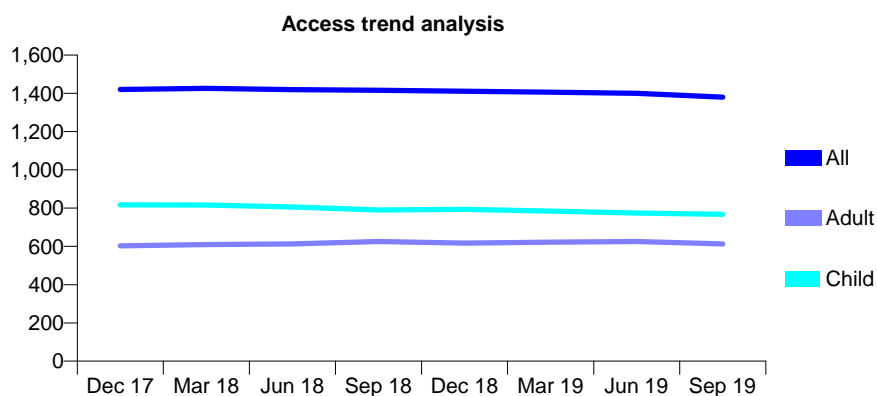
## Q53 - Vital Signs At a Glance Contract Report for 679836/0001 - September 2019

Name or company name	MR P MULLIGAN
Contract type name	GDS Contract
Purpose of contract	General
Contract start date	01/04/2006
Contract end date	

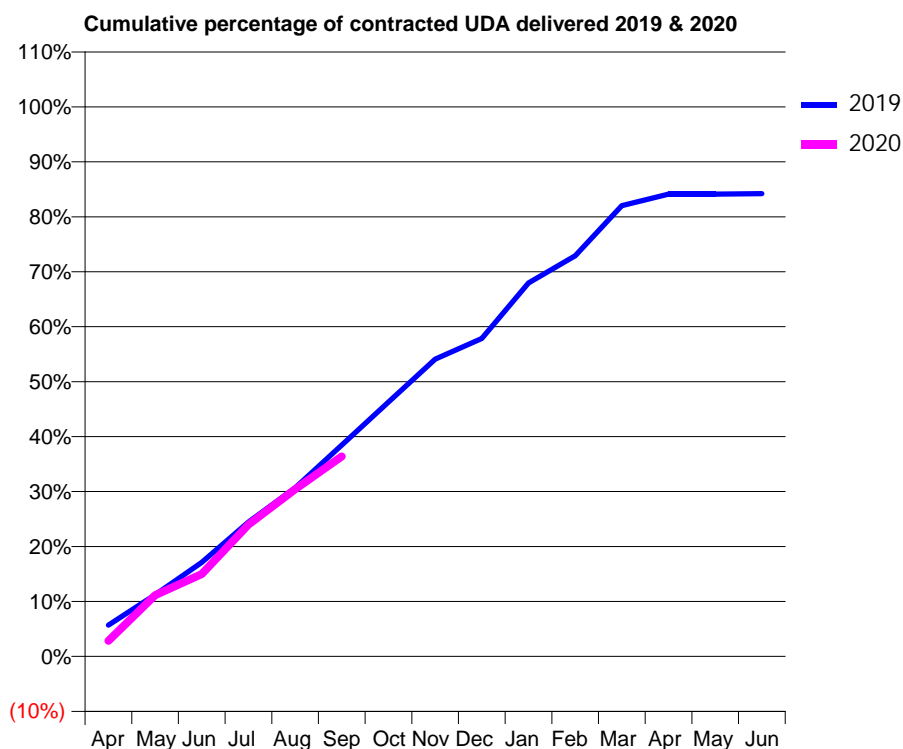
19/20 Contracted general activity (UDA)	3,500
Carry forward general activity (UDA)	0
19/20 Contracted orthodontic activity (UOA)	0
Carry forward orthodontic activity (UOA)	0
Baseline contract value	£110,031.49

### ACCESS\*

Patients seen in 24 months	Total	Change since previous quarter
Quarter ending September 2018	1,416	
Quarter ending December 2018	1,411	→
Quarter ending March 2019	1,406	→
Quarter ending June 2019	1,400	→
Quarter ending September 2019	1,380	↓
<b>Variance since September 2018</b>	<b>(2.5%)</b>	<b>↓</b>



### ACTIVITY



Month	2019	2020
April	199	100
May	393	391
June	599	524
July	855	840
August	1,074	1,064
September	1,345	1,274
October	1,620	
November	1,893	
December	2,024	
January	2,378	
February	2,552	
March	2,871	
April	2,944	
May	2,944	
June	2,947	

### QUALITY

	Quantity	Base Number	Contract	AT	Region	England
% of FP17s for the same patient ID Re-attending within 3 months - Children	33	715	4.6%	8.9%	11.3%	11.5%
% of FP17s for the same patient ID Re-attending within 3 months - Adults	21	373	5.6%	12.3%	14.7%	15.4%
% of FP17s for the same patient ID Re-attending between 3 & 9 months - Children	530	715	74.1%	60.2%	60.8%	59.7%
% of FP17s for the same patient ID Re-attending between 3 & 9 months - Adults	241	373	64.6%	51.1%	52.8%	51.7%
% of FP17s for Band 1 Urgent Courses	28	1,028	2.7%	7.4%	8.2%	9.2%
% of FP17s Relating to Free Repair or Replacements	1	1,028	0.1%	0.8%	0.7%	0.7%
% of FP17s Relating to Continuations	0	1,028	0.0%	0.8%	0.8%	0.8%
% of Patients satisfied with the dentistry they have received	1	1	N/A	94.5%	93.2%	93.5%
% of Patients satisfied with the time they had to wait for an appointment	1	1	N/A	91.1%	88.5%	87.4%

\* This is based on patients treated on this contract for their most recent course of treatment. Figures in italics indicate the base number of FP17s or Patient Questionnaire responses are less than 100. N/A is shown where the base number of responses is less than 10 during the period. % is calculated as Quantity/Base number\*100

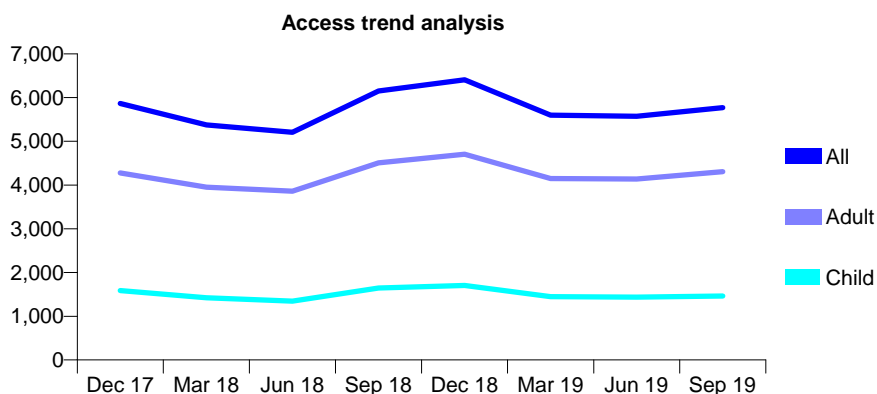
## Q53 - Vital Signs At a Glance Contract Report for 681202/0003 - September 2019

Name or company name	MR M EBRAHIM
Contract type name	GDS Contract
Purpose of contract	General
Contract start date	17/01/2013
Contract end date	

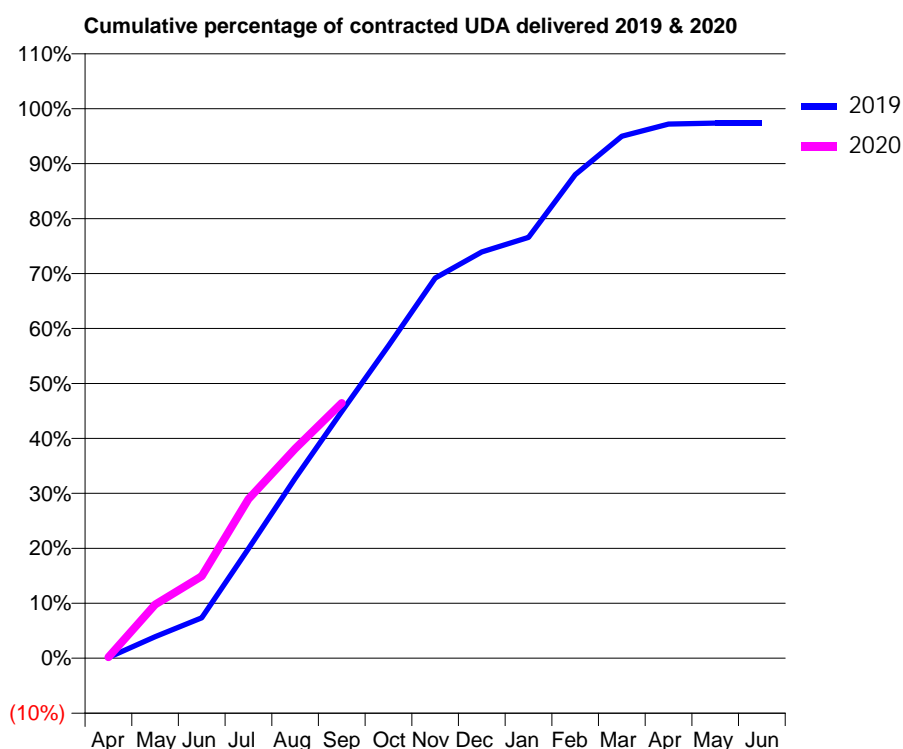
19/20 Contracted general activity (UDA)	17,400
Carry forward general activity (UDA)	456
19/20 Contracted orthodontic activity (UOA)	0
Carry forward orthodontic activity (UOA)	0
Baseline contract value	£475,963.62

### ACCESS\*

Patients seen in 24 months	Total	Change since previous quarter
Quarter ending September 2018	6,151	
Quarter ending December 2018	6,408	↑
Quarter ending March 2019	5,597	↓
Quarter ending June 2019	5,575	→
Quarter ending September 2019	5,769	↑
<b>Variance since September 2018</b>	<b>(6.2%)</b>	<b>↓</b>



### ACTIVITY



Month	Adjusted Scheduled Activity (UDA)	
	2019	2020
April	25	31
May	684	1,700
June	1,281	2,601
July	3,469	5,040
August	5,699	6,637
September	7,811	8,080
October	9,896	
November	12,035	
December	12,865	
January	13,326	
February	15,311	
March	16,525	
April	16,912	
May	16,943	
June	16,943	

### QUALITY

	Quantity	Base Number	Contract	AT	Region	England
% of FP17s for the same patient ID Re-attending within 3 months - Children	54	1,114	4.8%	8.9%	11.3%	11.5%
% of FP17s for the same patient ID Re-attending within 3 months - Adults	282	2,792	10.1%	12.3%	14.7%	15.4%
% of FP17s for the same patient ID Re-attending between 3 & 9 months - Children	392	1,114	35.2%	60.2%	60.8%	59.7%
% of FP17s for the same patient ID Re-attending between 3 & 9 months - Adults	772	2,792	27.7%	51.1%	52.8%	51.7%
% of FP17s for Band 1 Urgent Courses	311	3,735	8.3%	7.4%	8.2%	9.2%
% of FP17s Relating to Free Repair or Replacements	55	3,735	1.5%	0.8%	0.7%	0.7%
% of FP17s Relating to Continuations	26	3,735	0.7%	0.8%	0.8%	0.8%
% of Patients satisfied with the dentistry they have received	3	4	N/A	94.5%	93.2%	93.5%
% of Patients satisfied with the time they had to wait for an appointment	4	4	N/A	91.1%	88.5%	87.4%

\* This is based on patients treated on this contract for their most recent course of treatment. Figures in italics indicate the base number of FP17s or Patient Questionnaire responses are less than 100. N/A is shown where the base number of responses is less than 10 during the period. % is calculated as Quantity/Base number\*100



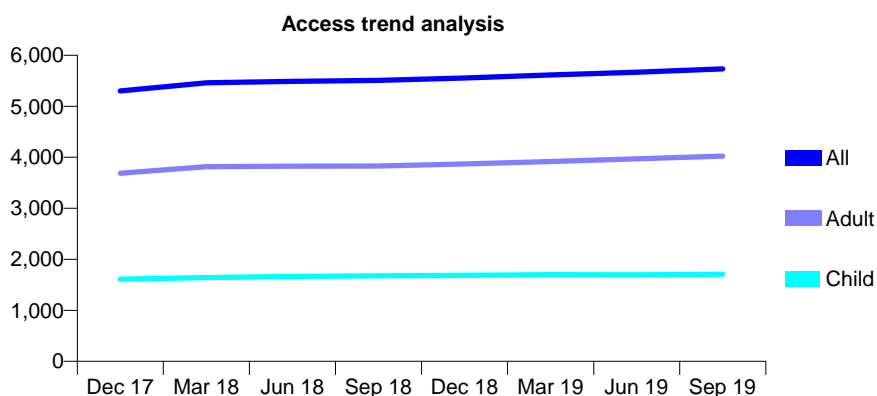
## Q53 - Vital Signs At a Glance Contract Report for 682500/0001 - September 2019

Name or company name	MR MN GAMBROUDES
Contract type name	GDS Contract
Purpose of contract	General
Contract start date	01/04/2006
Contract end date	

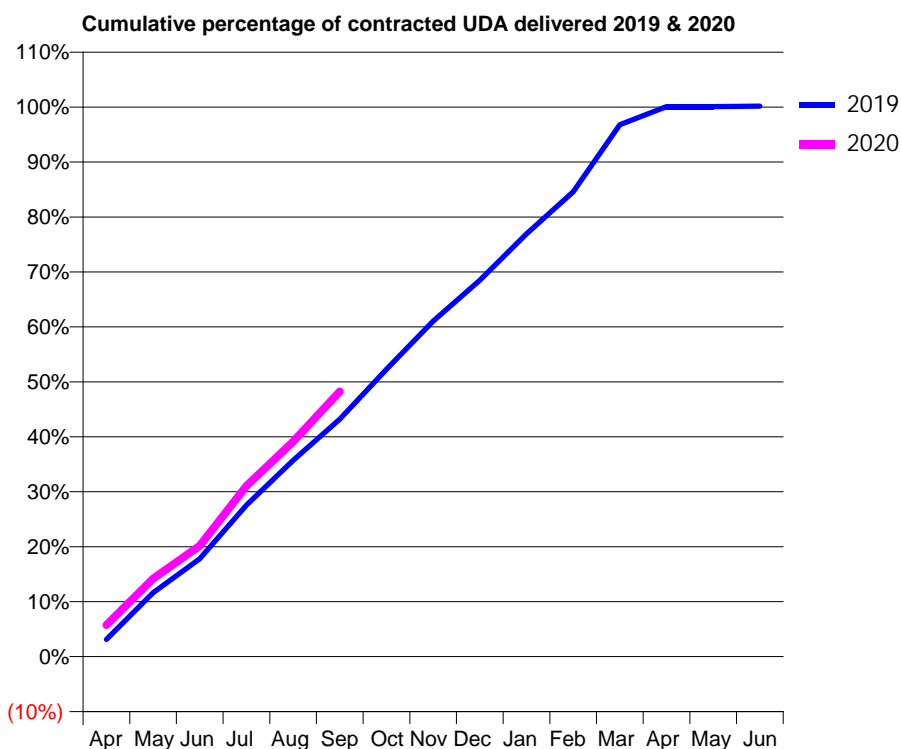
19/20 Contracted general activity (UDA)	14,071
Carry forward general activity (UDA)	-23
19/20 Contracted orthodontic activity (UOA)	0
Carry forward orthodontic activity (UOA)	0
Baseline contract value	£429,283.56

### ACCESS\*

Patients seen in 24 months	Total	Change since previous quarter
Quarter ending September 2018	5,507	
Quarter ending December 2018	5,554	→
Quarter ending March 2019	5,614	→
Quarter ending June 2019	5,666	→
Quarter ending September 2019	5,734	→
<b>Variance since September 2018</b>	<b>4.1%</b>	<b>↑</b>



### ACTIVITY



Month	Adjusted Scheduled Activity (UDA)	
	2019	2020
April	444	812
May	1,636	2,000
June	2,504	2,839
July	3,877	4,370
August	5,023	5,507
September	6,078	6,788
October	7,355	
November	8,589	
December	9,639	
January	10,824	
February	11,900	
March	13,620	
April	14,079	
May	14,082	
June	14,094	

### QUALITY

	Quantity	Base Number	Contract	AT	Region	England
% of FP17s for the same patient ID Re-attending within 3 months - Children	83	1,382	6.0%	8.9%	11.3%	11.5%
% of FP17s for the same patient ID Re-attending within 3 months - Adults	308	2,925	10.5%	12.3%	14.7%	15.4%
% of FP17s for the same patient ID Re-attending between 3 & 9 months - Children	965	1,382	69.8%	60.2%	60.8%	59.7%
% of FP17s for the same patient ID Re-attending between 3 & 9 months - Adults	1,729	2,925	59.1%	51.1%	52.8%	51.7%
% of FP17s for Band 1 Urgent Courses	158	4,103	3.9%	7.4%	8.2%	9.2%
% of FP17s Relating to Free Repair or Replacements	18	4,103	0.4%	0.8%	0.7%	0.7%
% of FP17s Relating to Continuations	13	4,103	0.3%	0.8%	0.8%	0.8%
% of Patients satisfied with the dentistry they have received	2	2	N/A	94.5%	93.2%	93.5%
% of Patients satisfied with the time they had to wait for an appointment	2	2	N/A	91.1%	88.5%	87.4%

\* This is based on patients treated on this contract for their most recent course of treatment. Figures in italics indicate the base number of FP17s or Patient Questionnaire responses are less than 100. N/A is shown where the base number of responses is less than 10 during the period. % is calculated as Quantity/Base number\*100

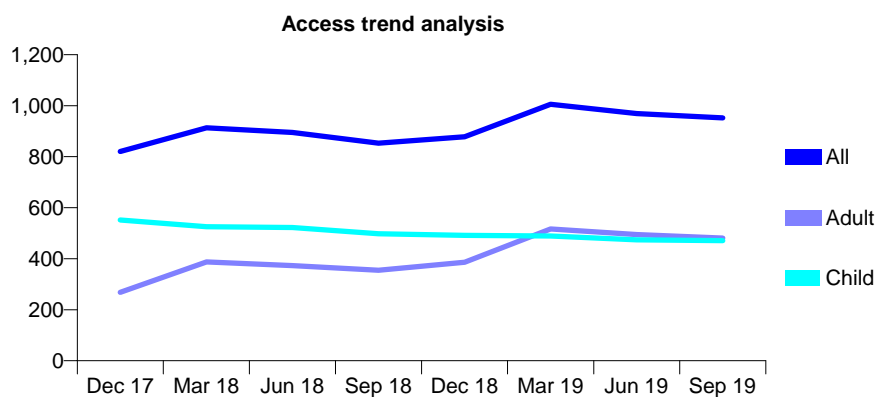
## Q53 - Vital Signs At a Glance Contract Report for 688142/0001 - September 2019

Name or company name	MR P GOVENDER
Contract type name	GDS Contract
Purpose of contract	General
Contract start date	01/04/2010
Contract end date	

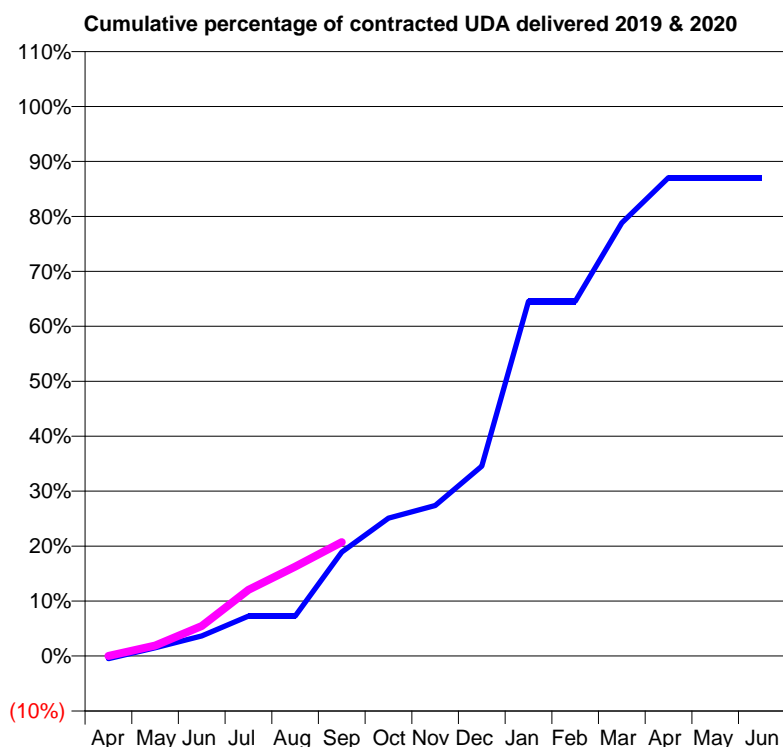
19/20 Contracted general activity (UDA)	1,400
Carry forward general activity (UDA)	0
19/20 Contracted orthodontic activity (UOA)	0
Carry forward orthodontic activity (UOA)	0
Baseline contract value	£34,858.49

### ACCESS\*

Patients seen in 24 months	Total	Change since previous quarter
Quarter ending September 2018	853	
Quarter ending December 2018	878	↑
Quarter ending March 2019	1,006	↑
Quarter ending June 2019	969	↓
Quarter ending September 2019	952	↓
<b>Variance since September 2018</b>	<b>11.6%</b>	<b>↑</b>



### ACTIVITY



Month	Adjusted Scheduled Activity (UDA)	
	2019	2020
April	-7	0
May	21	27
June	51	77
July	102	169
August	102	228
September	265	290
October	351	
November	383	
December	484	
January	904	
February	904	
March	1,103	
April	1,219	
May	1,219	
June	1,219	

### QUALITY

	Quantity	Base Number	Contract	AT	Region	England
% of FP17s for the same patient ID Re-attending within 3 months - Children	7	239	2.9%	8.9%	11.3%	11.5%
% of FP17s for the same patient ID Re-attending within 3 months - Adults	8	88	9.1%	12.3%	14.7%	15.4%
% of FP17s for the same patient ID Re-attending between 3 & 9 months - Children	65	239	27.2%	60.2%	60.8%	59.7%
% of FP17s for the same patient ID Re-attending between 3 & 9 months - Adults	19	88	21.6%	51.1%	52.8%	51.7%
% of FP17s for Band 1 Urgent Courses	5	243	2.1%	7.4%	8.2%	9.2%
% of FP17s Relating to Free Repair or Replacements	0	243	0.0%	0.8%	0.7%	0.7%
% of FP17s Relating to Continuations	0	243	0.0%	0.8%	0.8%	0.8%
% of Patients satisfied with the dentistry they have received	3	3	N/A	94.5%	93.2%	93.5%
% of Patients satisfied with the time they had to wait for an appointment	2	3	N/A	91.1%	88.5%	87.4%

\* This is based on patients treated on this contract for their most recent course of treatment. Figures in italics indicate the base number of FP17s or Patient Questionnaire responses are less than 100. N/A is shown where the base number of responses is less than 10 during the period. % is calculated as Quantity/Base number\*100

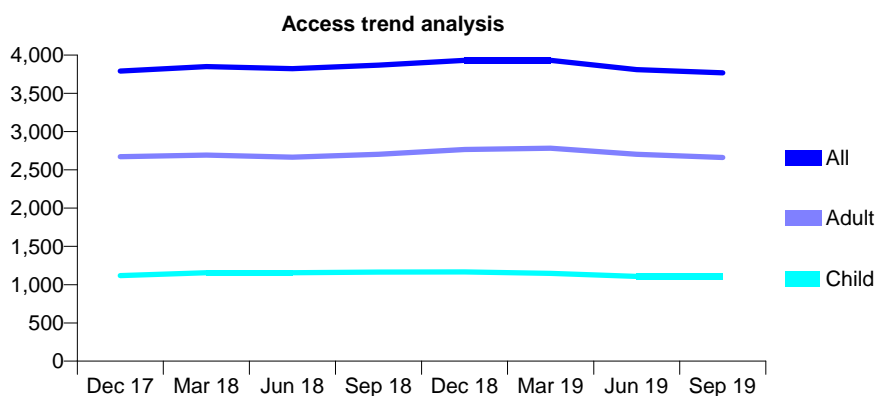
## Q53 - Vital Signs At a Glance Contract Report for 693162/0002 - September 2019

Name or company name	MR RK BOJ
Contract type name	GDS Contract
Purpose of contract	General
Contract start date	16/06/2006
Contract end date	

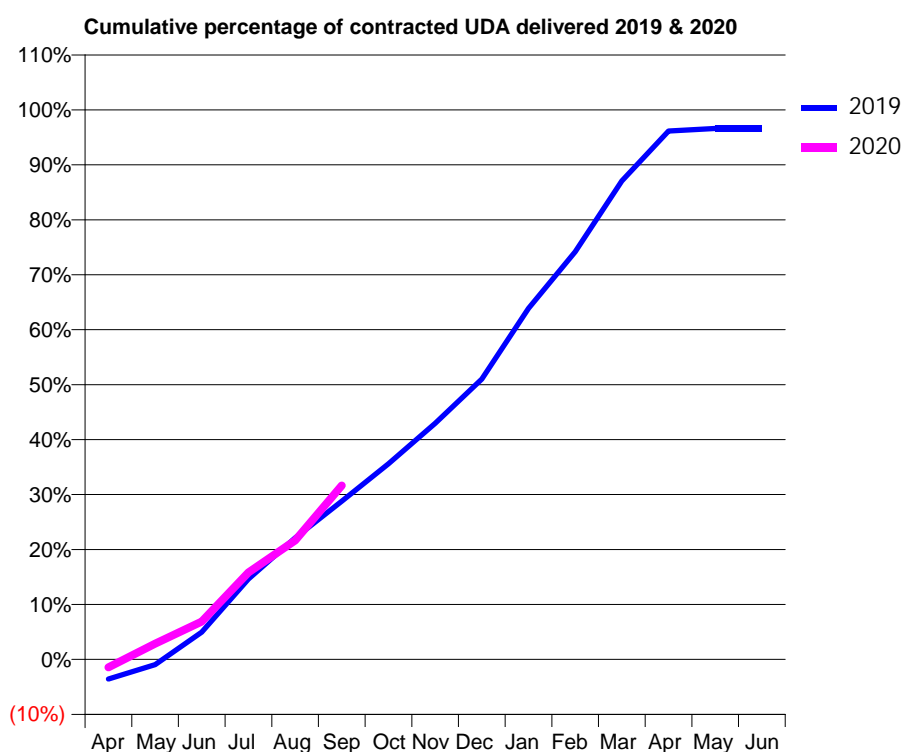
19/20 Contracted general activity (UDA)	10,400
Carry forward general activity (UDA)	352
19/20 Contracted orthodontic activity (UOA)	0
Carry forward orthodontic activity (UOA)	0
Baseline contract value	£304,262.33

### ACCESS\*

Patients seen in 24 months	Total	Change since previous quarter
Quarter ending September 2018	3,868	
Quarter ending December 2018	3,932	→
Quarter ending March 2019	3,931	→
Quarter ending June 2019	3,810	↓
Quarter ending September 2019	3,768	↓
<b>Variance since September 2018</b>	<b>(2.6%)</b>	<b>↓</b>



### ACTIVITY



Month	2019	2020
April	-371	-153
May	-100	298
June	517	715
July	1,523	1,648
August	2,301	2,253
September	2,995	3,289
October	3,705	
November	4,469	
December	5,307	
January	6,645	
February	7,716	
March	9,055	
April	10,001	
May	10,047	
June	10,047	

### QUALITY

	Quantity	Base Number	Contract	AT	Region	England
% of FP17s for the same patient ID Re-attending within 3 months - Children	33	543	6.1%	8.9%	11.3%	11.5%
% of FP17s for the same patient ID Re-attending within 3 months - Adults	164	1,097	14.9%	12.3%	14.7%	15.4%
% of FP17s for the same patient ID Re-attending between 3 & 9 months - Children	175	543	32.2%	60.2%	60.8%	59.7%
% of FP17s for the same patient ID Re-attending between 3 & 9 months - Adults	280	1,097	25.5%	51.1%	52.8%	51.7%
% of FP17s for Band 1 Urgent Courses	72	1,394	5.2%	7.4%	8.2%	9.2%
% of FP17s Relating to Free Repair or Replacements	11	1,394	0.8%	0.8%	0.7%	0.7%
% of FP17s Relating to Continuations	31	1,394	2.2%	0.8%	0.8%	0.8%
% of Patients satisfied with the dentistry they have received	4	4	N/A	94.5%	93.2%	93.5%
% of Patients satisfied with the time they had to wait for an appointment	4	4	N/A	91.1%	88.5%	87.4%

\* This is based on patients treated on this contract for their most recent course of treatment. Figures in italics indicate the base number of FP17s or Patient Questionnaire responses are less than 100. N/A is shown where the base number of responses is less than 10 during the period. % is calculated as Quantity/Base number\*100

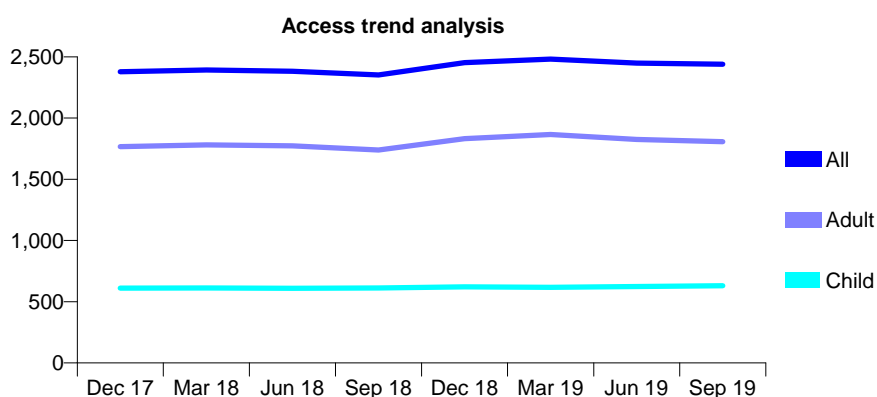
## Q53 - Vital Signs At a Glance Contract Report for 698253/0001 - September 2019

Name or company name	MR NS MALHI
Contract type name	GDS Contract
Purpose of contract	General
Contract start date	01/06/2015
Contract end date	

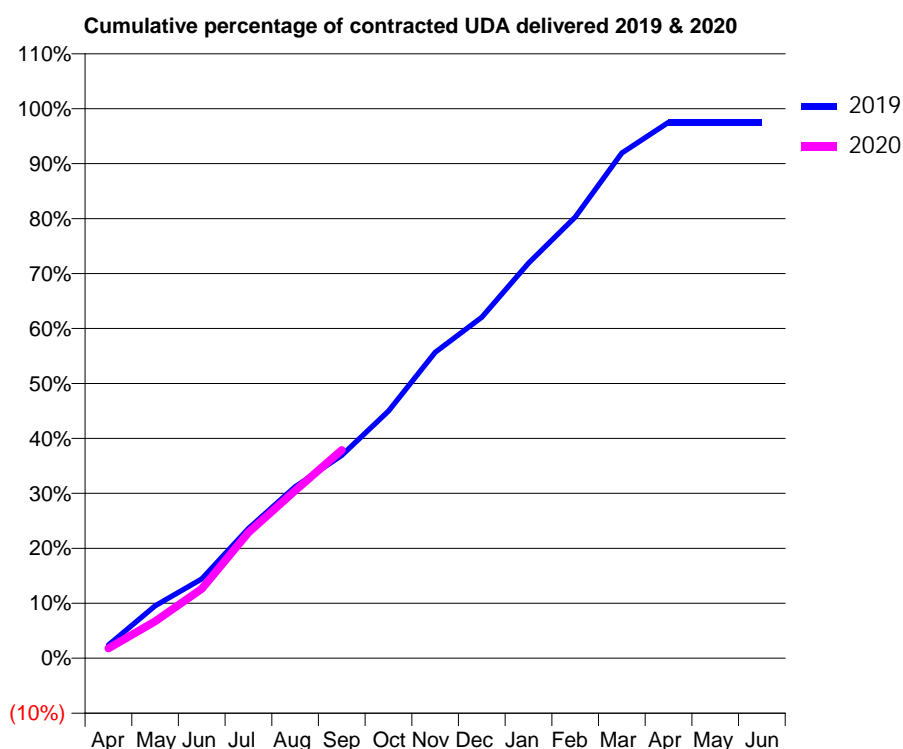
19/20 Contracted general activity (UDA)	6,395
Carry forward general activity (UDA)	158
19/20 Contracted orthodontic activity (UOA)	0
Carry forward orthodontic activity (UOA)	0
Baseline contract value	£186,658.93

### ACCESS\*

Patients seen in 24 months	Total	Change since previous quarter
Quarter ending September 2018	2,352	
Quarter ending December 2018	2,453	↑
Quarter ending March 2019	2,482	→
Quarter ending June 2019	2,449	↓
Quarter ending September 2019	2,439	→
<b>Variance since September 2018</b>	<b>3.7%</b>	<b>↑</b>



### ACTIVITY



Adjusted Scheduled Activity (UDA)		
Month	2019	2020
April	155	115
May	611	429
June	923	807
July	1,509	1,463
August	1,996	1,952
September	2,361	2,421
October	2,876	
November	3,560	
December	3,967	
January	4,598	
February	5,132	
March	5,879	
April	6,236	
May	6,236	
June	6,236	

### QUALITY

	Quantity	Base Number	Contract	AT	Region	England
% of FP17s for the same patient ID Re-attending within 3 months - Children	8	331	2.4%	8.9%	11.3%	11.5%
% of FP17s for the same patient ID Re-attending within 3 months - Adults	41	813	5.0%	12.3%	14.7%	15.4%
% of FP17s for the same patient ID Re-attending between 3 & 9 months - Children	149	331	45.0%	60.2%	60.8%	59.7%
% of FP17s for the same patient ID Re-attending between 3 & 9 months - Adults	299	813	36.8%	51.1%	52.8%	51.7%
% of FP17s for Band 1 Urgent Courses	50	1,051	4.8%	7.4%	8.2%	9.2%
% of FP17s Relating to Free Repair or Replacements	2	1,051	0.2%	0.8%	0.7%	0.7%
% of FP17s Relating to Continuations	4	1,051	0.4%	0.8%	0.8%	0.8%
% of Patients satisfied with the dentistry they have received	0	0	N/A	94.5%	93.2%	93.5%
% of Patients satisfied with the time they had to wait for an appointment	0	0	N/A	91.1%	88.5%	87.4%

\* This is based on patients treated on this contract for their most recent course of treatment.

Figures in italics indicate the base number of FP17s or Patient Questionnaire responses are less than 100. N/A is shown where the base number of responses is less than 10 during the period. % is calculated as Quantity/Base number\*100

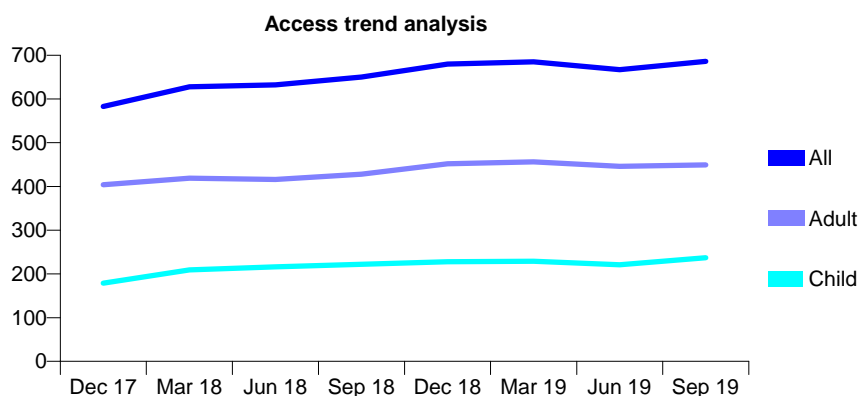
## Q53 - Vital Signs At a Glance Contract Report for 716820/0001 - September 2019

Name or company name	MRS HM KOTLINSKA - STASZKOWS
Contract type name	GDS Contract
Purpose of contract	General
Contract start date	21/06/2010
Contract end date	

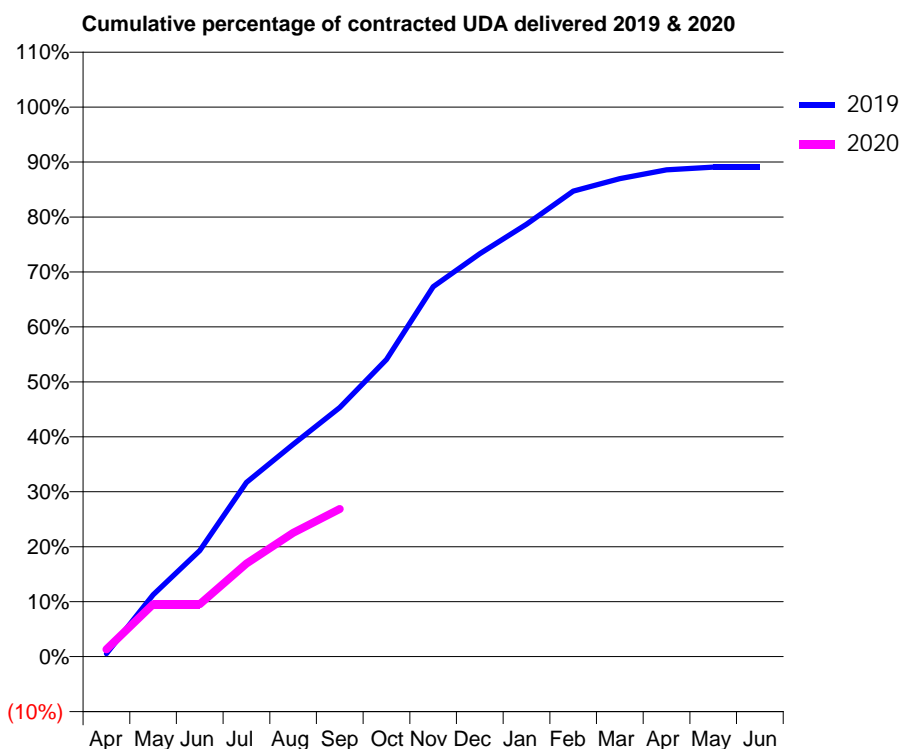
19/20 Contracted general activity (UDA)	1,813
Carry forward general activity (UDA)	0
19/20 Contracted orthodontic activity (UOA)	0
Carry forward orthodontic activity (UOA)	0
Baseline contract value	£46,969.62

### ACCESS\*

Patients seen in 24 months	Total	Change since previous quarter
Quarter ending September 2018	650	
Quarter ending December 2018	680	↑
Quarter ending March 2019	685	→
Quarter ending June 2019	667	↓
Quarter ending September 2019	686	↑
<b>Variance since September 2018</b>	<b>5.5%</b>	<b>↑</b>



### ACTIVITY



Month	Adjusted Scheduled Activity (UDA)	
	2019	2020
April	10	24
May	204	173
June	350	173
July	575	307
August	700	408
September	822	487
October	980	
November	1,220	
December	1,329	
January	1,426	
February	1,536	
March	1,577	
April	1,606	
May	1,615	
June	1,615	

### QUALITY

	Quantity	Base Number	Contract	AT	Region	England
% of FP17s for the same patient ID Re-attending within 3 months - Children	8	184	4.3%	8.9%	11.3%	11.5%
% of FP17s for the same patient ID Re-attending within 3 months - Adults	7	110	6.4%	12.3%	14.7%	15.4%
% of FP17s for the same patient ID Re-attending between 3 & 9 months - Children	98	184	53.3%	60.2%	60.8%	59.7%
% of FP17s for the same patient ID Re-attending between 3 & 9 months - Adults	52	110	47.3%	51.1%	52.8%	51.7%
% of FP17s for Band 1 Urgent Courses	2	262	0.8%	7.4%	8.2%	9.2%
% of FP17s Relating to Free Repair or Replacements	3	262	1.1%	0.8%	0.7%	0.7%
% of FP17s Relating to Continuations	4	262	1.5%	0.8%	0.8%	0.8%
% of Patients satisfied with the dentistry they have received	0	0	N/A	94.5%	93.2%	93.5%
% of Patients satisfied with the time they had to wait for an appointment	0	0	N/A	91.1%	88.5%	87.4%

\* This is based on patients treated on this contract for their most recent course of treatment. Figures in italics indicate the base number of FP17s or Patient Questionnaire responses are less than 100. N/A is shown where the base number of responses is less than 10 during the period. % is calculated as Quantity/Base number\*100

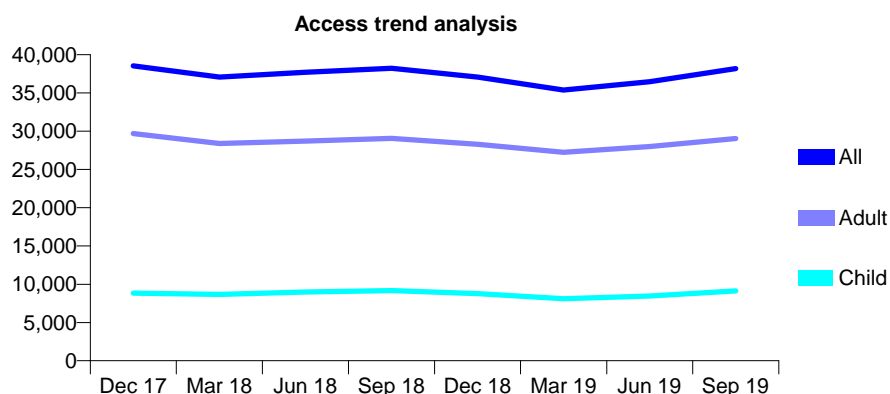
## Q53 - Vital Signs At a Glance Contract Report for 732052/0003 - September 2019

Name or company name	Balbir S Bhandal, Amrik S Bhandal & Baljit
Contract type name	GDS Contract
Purpose of contract	General and Orthodontic
Contract start date	01/04/2006
Contract end date	

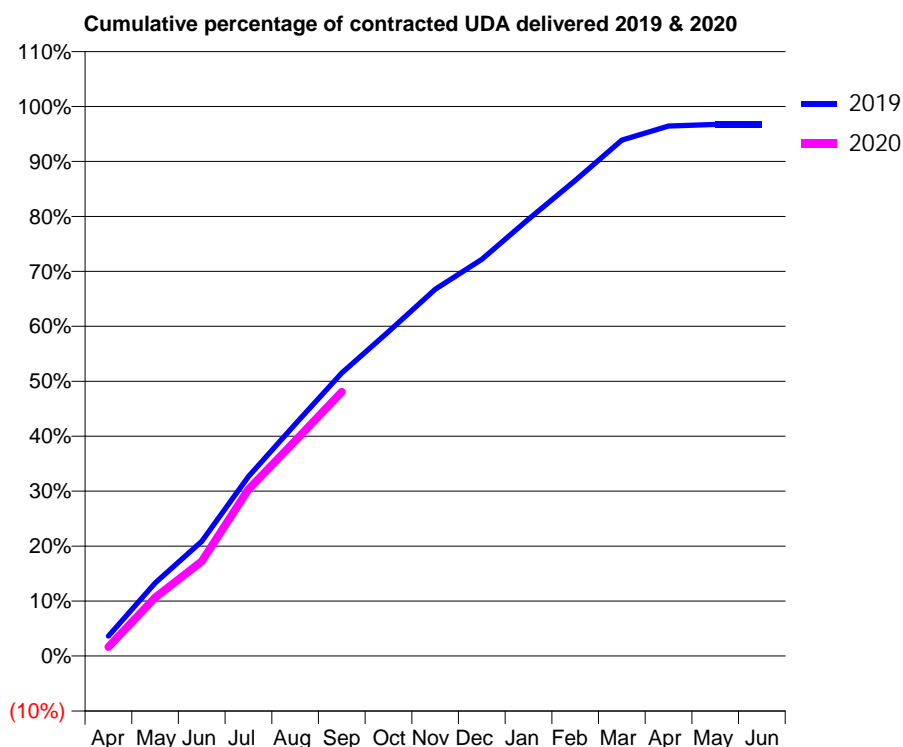
19/20 Contracted general activity (UDA)	100,734
Carry forward general activity (UDA)	3,309
19/20 Contracted orthodontic activity (UOA)	3,423
Carry forward orthodontic activity (UOA)	2,206
Baseline contract value	£3,018,582.56

### ACCESS\*

Patients seen in 24 months	Total	Change since previous quarter
Quarter ending September 2018	38,239	
Quarter ending December 2018	37,055	↓
Quarter ending March 2019	35,365	↓
Quarter ending June 2019	36,465	↑
Quarter ending September 2019	38,177	↑
<b>Variance since September 2018</b>	<b>(0.2%)</b>	<b>→</b>



### ACTIVITY



Month	Adjusted Scheduled Activity (UDA)	
	2019	2020
April	3,665	1,653
May	13,385	10,715
June	21,025	17,334
July	32,898	30,533
August	42,495	39,438
September	51,893	48,420
October	59,431	
November	67,205	
December	72,709	
January	80,072	
February	87,159	
March	94,558	
April	97,158	
May	97,448	
June	97,425	

### QUALITY

	Quantity	Base Number	Contract	AT	Region	England
% of FP17s for the same patient ID Re-attending within 3 months - Children	334	5,716	5.8%	8.9%	11.3%	11.5%
% of FP17s for the same patient ID Re-attending within 3 months - Adults	860	14,615	5.9%	12.3%	14.7%	15.4%
% of FP17s for the same patient ID Re-attending between 3 & 9 months - Children	1,740	5,716	30.4%	60.2%	60.8%	59.7%
% of FP17s for the same patient ID Re-attending between 3 & 9 months - Adults	4,489	14,615	30.7%	51.1%	52.8%	51.7%
% of FP17s for Band 1 Urgent Courses	368	19,138	1.9%	7.4%	8.2%	9.2%
% of FP17s Relating to Free Repair or Replacements	42	19,138	0.2%	0.8%	0.7%	0.7%
% of FP17s Relating to Continuations	5	19,138	0.0%	0.8%	0.8%	0.8%
% of Patients satisfied with the dentistry they have received	6	6	N/A	94.5%	93.2%	93.5%
% of Patients satisfied with the time they had to wait for an appointment	6	6	N/A	91.1%	88.5%	87.4%

\* This is based on patients treated on this contract for their most recent course of treatment. Figures in italics indicate the base number of FP17s or Patient Questionnaire responses are less than 100. N/A is shown where the base number of responses is less than 10 during the period. % is calculated as Quantity/Base number\*100

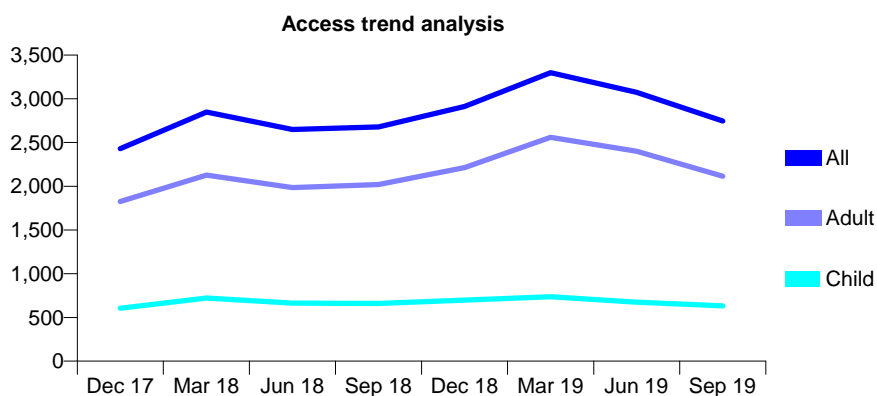
## Q53 - Vital Signs At a Glance Contract Report for 732052/0004 - September 2019

Name or company name	Balbir S Bhandal, Amrik S Bhandal & Baljit
Contract type name	GDS Contract
Purpose of contract	General
Contract start date	01/04/2006
Contract end date	

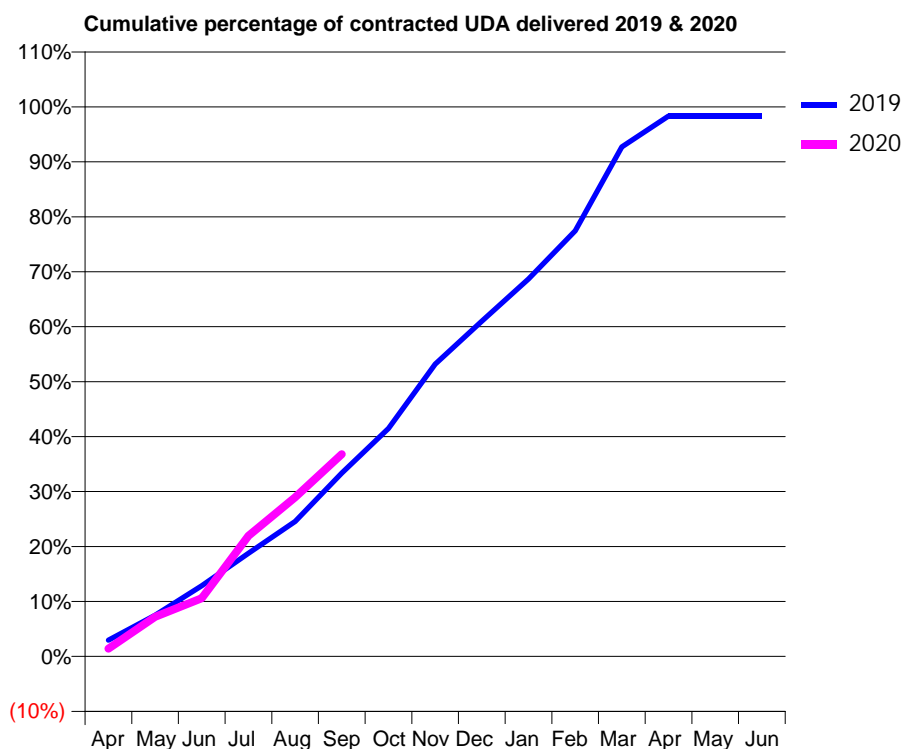
19/20 Contracted general activity (UDA)	7,618
Carry forward general activity (UDA)	129
19/20 Contracted orthodontic activity (UOA)	0
Carry forward orthodontic activity (UOA)	0
Baseline contract value	£195,250.91

### ACCESS\*

Patients seen in 24 months	Total	Change since previous quarter
Quarter ending September 2018	2,679	
Quarter ending December 2018	2,912	↑
Quarter ending March 2019	3,298	↑
Quarter ending June 2019	3,074	↓
Quarter ending September 2019	2,746	↓
<b>Variance since September 2018</b>	<b>2.5%</b>	<b>↑</b>



### ACTIVITY



Month	2019	2020
April	224	109
May	573	551
June	978	808
July	1,430	1,672
August	1,871	2,206
September	2,540	2,803
October	3,160	
November	4,052	
December	4,647	
January	5,233	
February	5,900	
March	7,063	
April	7,489	
May	7,489	
June	7,489	

### QUALITY

	Quantity	Base Number	Contract	AT	Region	England
% of FP17s for the same patient ID Re-attending within 3 months - Children	22	356	6.2%	8.9%	11.3%	11.5%
% of FP17s for the same patient ID Re-attending within 3 months - Adults	67	1,001	6.7%	12.3%	14.7%	15.4%
% of FP17s for the same patient ID Re-attending between 3 & 9 months - Children	144	356	40.4%	60.2%	60.8%	59.7%
% of FP17s for the same patient ID Re-attending between 3 & 9 months - Adults	443	1,001	44.3%	51.1%	52.8%	51.7%
% of FP17s for Band 1 Urgent Courses	55	1,211	4.5%	7.4%	8.2%	9.2%
% of FP17s Relating to Free Repair or Replacements	1	1,211	0.1%	0.8%	0.7%	0.7%
% of FP17s Relating to Continuations	1	1,211	0.1%	0.8%	0.8%	0.8%
% of Patients satisfied with the dentistry they have received	0	0	N/A	94.5%	93.2%	93.5%
% of Patients satisfied with the time they had to wait for an appointment	0	0	N/A	91.1%	88.5%	87.4%

\* This is based on patients treated on this contract for their most recent course of treatment. Figures in italics indicate the base number of FP17s or Patient Questionnaire responses are less than 100. N/A is shown where the base number of responses is less than 10 during the period. % is calculated as Quantity/Base number\*100

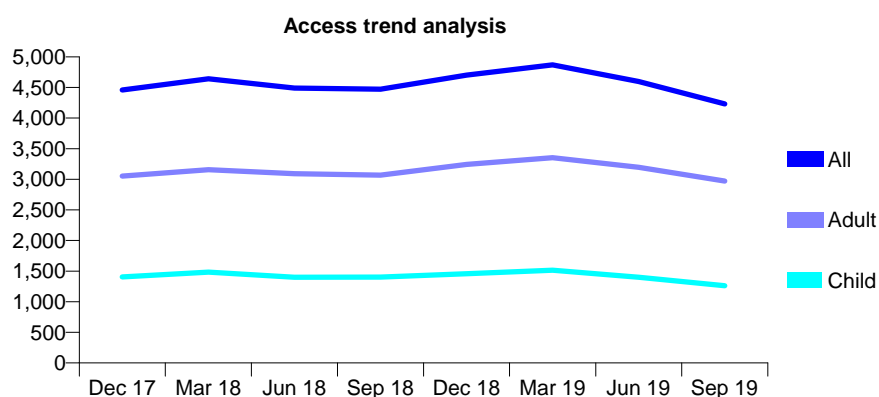
## Q53 - Vital Signs At a Glance Contract Report for 732052/0005 - September 2019

Name or company name	Balbir S Bhandal, Amrik S Bhandal & Baljit
Contract type name	GDS Contract
Purpose of contract	General
Contract start date	18/05/2009
Contract end date	

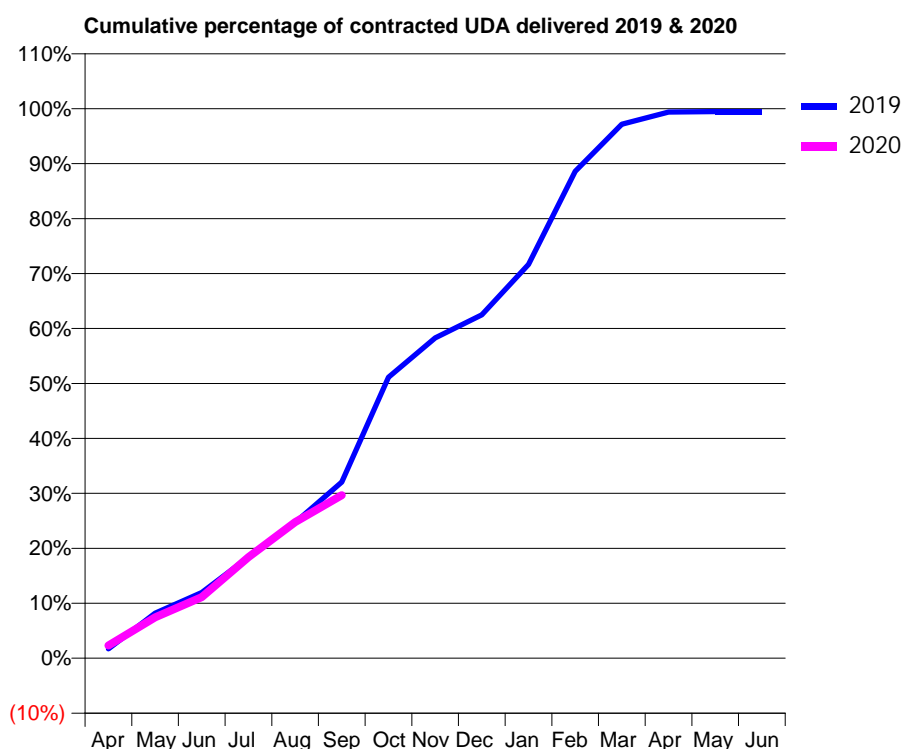
19/20 Contracted general activity (UDA)	11,000
Carry forward general activity (UDA)	59
19/20 Contracted orthodontic activity (UOA)	0
Carry forward orthodontic activity (UOA)	0
Baseline contract value	£274,752.00

### ACCESS\*

Patients seen in 24 months	Total	Change since previous quarter
Quarter ending September 2018	4,471	
Quarter ending December 2018	4,702	↑
Quarter ending March 2019	4,871	↑
Quarter ending June 2019	4,598	↓
Quarter ending September 2019	4,232	↓
<b>Variance since September 2018</b>	<b>(5.3%)</b>	<b>↓</b>



### ACTIVITY



Month	2019	2020
April	187	255
May	904	818
June	1,314	1,221
July	2,023	2,026
August	2,720	2,723
September	3,524	3,264
October	5,623	
November	6,410	
December	6,873	
January	7,880	
February	9,746	
March	10,688	
April	10,932	
May	10,940	
June	10,940	

### QUALITY

	Quantity	Base Number	Contract	AT	Region	England
% of FP17s for the same patient ID Re-attending within 3 months - Children	8	516	1.6%	8.9%	11.3%	11.5%
% of FP17s for the same patient ID Re-attending within 3 months - Adults	41	1,232	3.3%	12.3%	14.7%	15.4%
% of FP17s for the same patient ID Re-attending between 3 & 9 months - Children	180	516	34.9%	60.2%	60.8%	59.7%
% of FP17s for the same patient ID Re-attending between 3 & 9 months - Adults	499	1,232	40.5%	51.1%	52.8%	51.7%
% of FP17s for Band 1 Urgent Courses	6	1,594	0.4%	7.4%	8.2%	9.2%
% of FP17s Relating to Free Repair or Replacements	1	1,594	0.1%	0.8%	0.7%	0.7%
% of FP17s Relating to Continuations	0	1,594	0.0%	0.8%	0.8%	0.8%
% of Patients satisfied with the dentistry they have received	0	0	N/A	94.5%	93.2%	93.5%
% of Patients satisfied with the time they had to wait for an appointment	0	0	N/A	91.1%	88.5%	87.4%

\* This is based on patients treated on this contract for their most recent course of treatment.

Figures in italics indicate the base number of FP17s or Patient Questionnaire responses are less than 100. N/A is shown where the base number of responses is less than 10 during the period. % is calculated as Quantity/Base number\*100



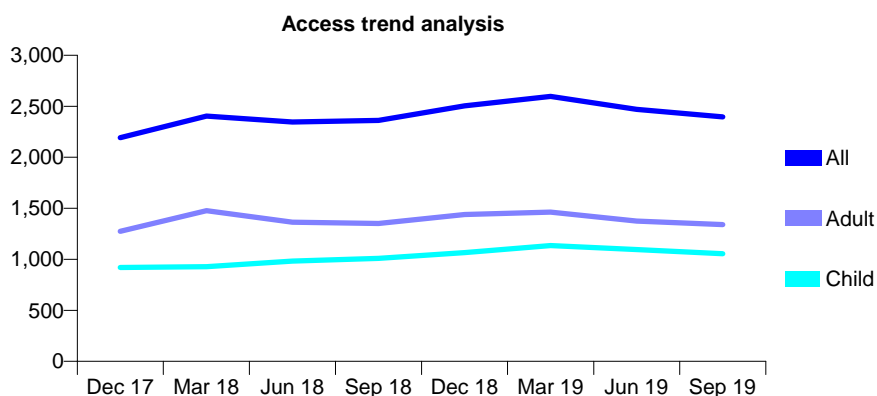
## Q53 - Vital Signs At a Glance Contract Report for 732052/0006 - September 2019

Name or company name	Balbir S Bhandal, Amrik S Bhandal & Baljit
Contract type name	GDS Contract
Purpose of contract	General
Contract start date	18/05/2009
Contract end date	

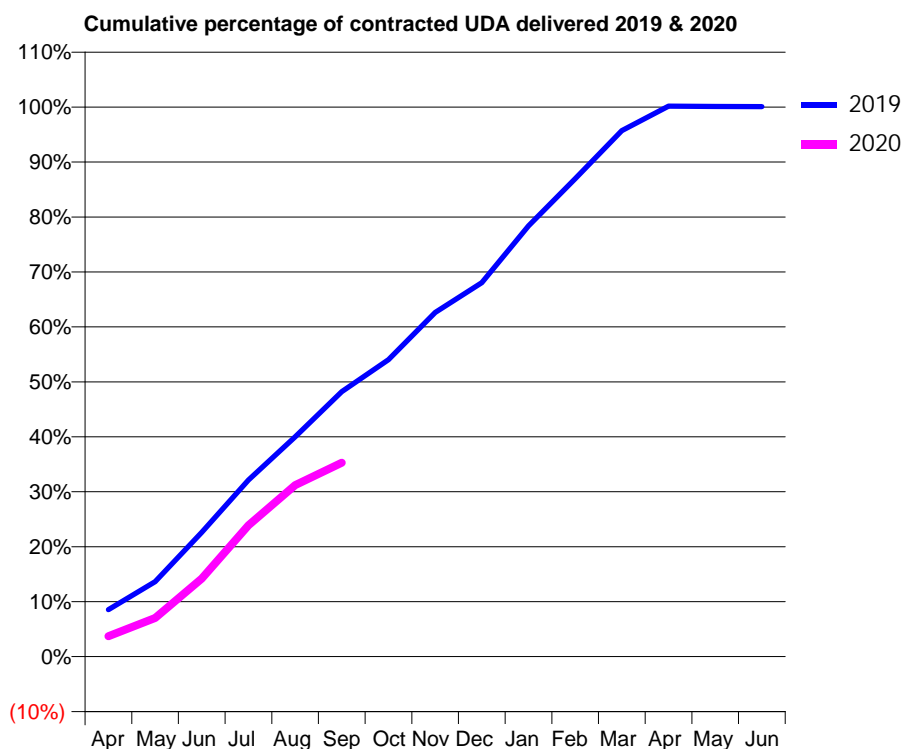
19/20 Contracted general activity (UDA)	6,600
Carry forward general activity (UDA)	-5
19/20 Contracted orthodontic activity (UOA)	0
Carry forward orthodontic activity (UOA)	0
Baseline contract value	£164,851.20

### ACCESS\*

Patients seen in 24 months	Total	Change since previous quarter
Quarter ending September 2018	2,361	
Quarter ending December 2018	2,504	↑
Quarter ending March 2019	2,597	↑
Quarter ending June 2019	2,470	↓
Quarter ending September 2019	2,396	↓
<b>Variance since September 2018</b>	<b>1.5%</b>	<b>→</b>



### ACTIVITY



Month	Adjusted Scheduled Activity (UDA)	
	2019	2020
April	564	246
May	902	463
June	1,494	937
July	2,121	1,576
August	2,640	2,058
September	3,181	2,330
October	3,566	
November	4,133	
December	4,490	
January	5,174	
February	5,741	
March	6,317	
April	6,611	
May	6,607	
June	6,605	

### QUALITY

	Quantity	Base Number	Contract	AT	Region	England
% of FP17s for the same patient ID Re-attending within 3 months - Children	20	457	4.4%	8.9%	11.3%	11.5%
% of FP17s for the same patient ID Re-attending within 3 months - Adults	17	515	3.3%	12.3%	14.7%	15.4%
% of FP17s for the same patient ID Re-attending between 3 & 9 months - Children	133	457	29.1%	60.2%	60.8%	59.7%
% of FP17s for the same patient ID Re-attending between 3 & 9 months - Adults	166	515	32.2%	51.1%	52.8%	51.7%
% of FP17s for Band 1 Urgent Courses	3	868	0.3%	7.4%	8.2%	9.2%
% of FP17s Relating to Free Repair or Replacements	0	868	0.0%	0.8%	0.7%	0.7%
% of FP17s Relating to Continuations	0	868	0.0%	0.8%	0.8%	0.8%
% of Patients satisfied with the dentistry they have received	0	0	N/A	94.5%	93.2%	93.5%
% of Patients satisfied with the time they had to wait for an appointment	0	0	N/A	91.1%	88.5%	87.4%

\* This is based on patients treated on this contract for their most recent course of treatment. Figures in italics indicate the base number of FP17s or Patient Questionnaire responses are less than 100. N/A is shown where the base number of responses is less than 10 during the period. % is calculated as Quantity/Base number\*100

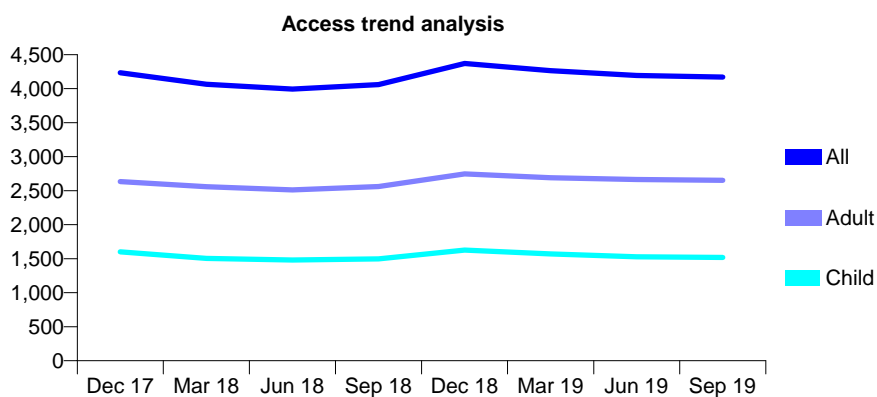
## Q53 - Vital Signs At a Glance Contract Report for 732052/0007 - September 2019

Name or company name	Balbir S Bhandal, Amrik S Bhandal & Baljit
Contract type name	GDS Contract
Purpose of contract	General
Contract start date	18/05/2009
Contract end date	

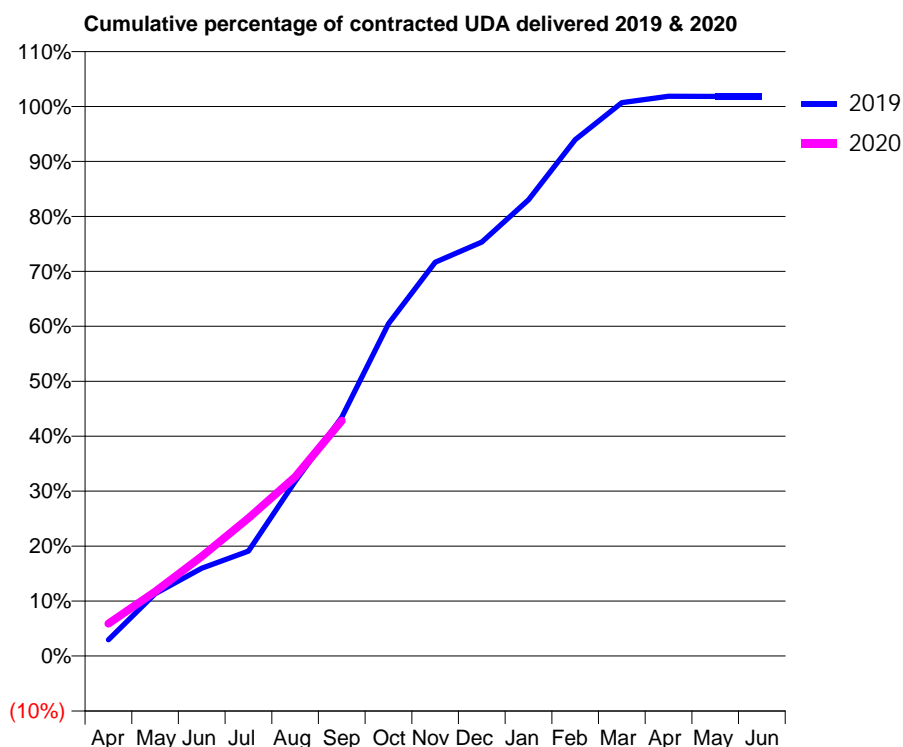
19/20 Contracted general activity (UDA)	11,000
Carry forward general activity (UDA)	-201
19/20 Contracted orthodontic activity (UOA)	0
Carry forward orthodontic activity (UOA)	0
Baseline contract value	£274,752.00

### ACCESS\*

Patients seen in 24 months	Total	Change since previous quarter
Quarter ending September 2018	4,059	
Quarter ending December 2018	4,372	↑
Quarter ending March 2019	4,264	↓
Quarter ending June 2019	4,193	↓
Quarter ending September 2019	4,172	→
<b>Variance since September 2018</b>	<b>2.8%</b>	<b>↑</b>



### ACTIVITY



Month	Adjusted Scheduled Activity (UDA)	
	2019	2020
April	327	650
May	1,248	1,290
June	1,758	1,997
July	2,100	2,761
August	3,496	3,586
September	4,781	4,709
October	6,652	
November	7,882	
December	8,286	
January	9,130	
February	10,334	
March	11,077	
April	11,204	
May	11,202	
June	11,201	

### QUALITY

	Quantity	Base Number	Contract	AT	Region	England
% of FP17s for the same patient ID Re-attending within 3 months - Children	13	857	1.5%	8.9%	11.3%	11.5%
% of FP17s for the same patient ID Re-attending within 3 months - Adults	32	1,207	2.7%	12.3%	14.7%	15.4%
% of FP17s for the same patient ID Re-attending between 3 & 9 months - Children	472	857	55.1%	60.2%	60.8%	59.7%
% of FP17s for the same patient ID Re-attending between 3 & 9 months - Adults	498	1,207	41.3%	51.1%	52.8%	51.7%
% of FP17s for Band 1 Urgent Courses	5	1,995	0.3%	7.4%	8.2%	9.2%
% of FP17s Relating to Free Repair or Replacements	6	1,995	0.3%	0.8%	0.7%	0.7%
% of FP17s Relating to Continuations	0	1,995	0.0%	0.8%	0.8%	0.8%
% of Patients satisfied with the dentistry they have received	0	0	N/A	94.5%	93.2%	93.5%
% of Patients satisfied with the time they had to wait for an appointment	0	0	N/A	91.1%	88.5%	87.4%

\* This is based on patients treated on this contract for their most recent course of treatment.

Figures in italics indicate the base number of FP17s or Patient Questionnaire responses are less than 100. N/A is shown where the base number of responses is less than 10 during the period. % is calculated as Quantity/Base number\*100

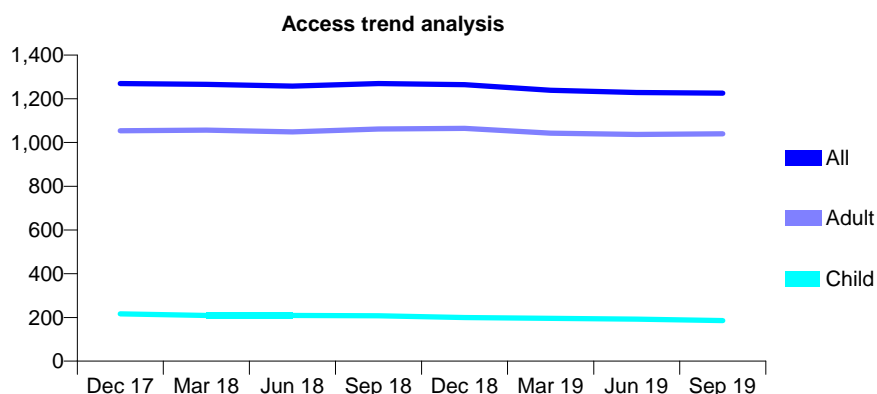
## Q53 - Vital Signs At a Glance Contract Report for 735868/0001 - September 2019

Name or company name	MRS JA WARHAM
Contract type name	GDS Contract
Purpose of contract	General
Contract start date	01/04/2006
Contract end date	

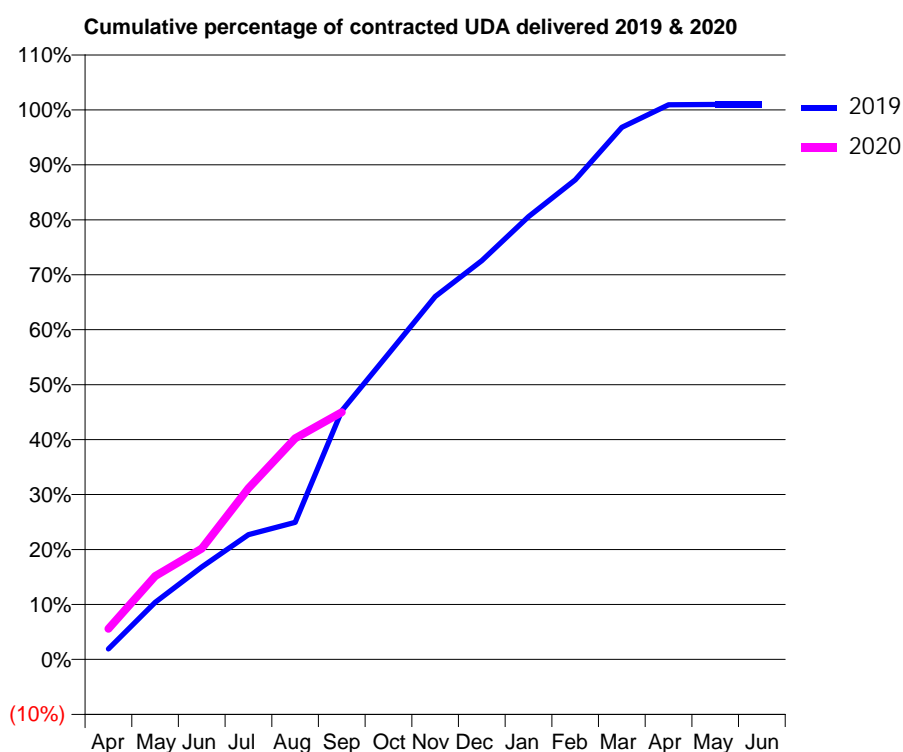
19/20 Contracted general activity (UDA)	4,154
Carry forward general activity (UDA)	-41
19/20 Contracted orthodontic activity (UOA)	0
Carry forward orthodontic activity (UOA)	0
Baseline contract value	£108,800.15

### ACCESS\*

Patients seen in 24 months	Total	Change since previous quarter
Quarter ending September 2018	1,270	
Quarter ending December 2018	1,265	→
Quarter ending March 2019	1,239	↓
Quarter ending June 2019	1,229	→
Quarter ending September 2019	1,226	→
<b>Variance since September 2018</b>	<b>(3.5%)</b>	<b>↓</b>



### ACTIVITY



Month	2019	2020
April	79	233
May	432	630
June	699	838
July	943	1,294
August	1,036	1,671
September	1,880	1,868
October	2,310	
November	2,744	
December	3,014	
January	3,347	
February	3,625	
March	4,022	
April	4,192	
May	4,195	
June	4,195	

### QUALITY

	Quantity	Base Number	Contract	AT	Region	England
% of FP17s for the same patient ID Re-attending within 3 months - Children	6	150	4.0%	8.9%	11.3%	11.5%
% of FP17s for the same patient ID Re-attending within 3 months - Adults	116	681	17.0%	12.3%	14.7%	15.4%
% of FP17s for the same patient ID Re-attending between 3 & 9 months - Children	103	150	68.7%	60.2%	60.8%	59.7%
% of FP17s for the same patient ID Re-attending between 3 & 9 months - Adults	338	681	49.6%	51.1%	52.8%	51.7%
% of FP17s for Band 1 Urgent Courses	154	788	19.5%	7.4%	8.2%	9.2%
% of FP17s Relating to Free Repair or Replacements	21	788	2.7%	0.8%	0.7%	0.7%
% of FP17s Relating to Continuations	17	788	2.2%	0.8%	0.8%	0.8%
% of Patients satisfied with the dentistry they have received	2	2	N/A	94.5%	93.2%	93.5%
% of Patients satisfied with the time they had to wait for an appointment	2	2	N/A	91.1%	88.5%	87.4%

\* This is based on patients treated on this contract for their most recent course of treatment. Figures in italics indicate the base number of FP17s or Patient Questionnaire responses are less than 100. N/A is shown where the base number of responses is less than 10 during the period. % is calculated as Quantity/Base number\*100

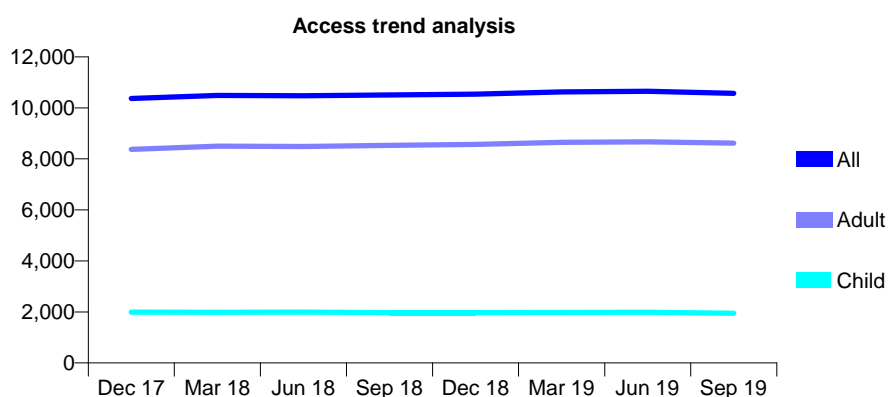
## Q53 - Vital Signs At a Glance Contract Report for 740179/0001 - September 2019

Name or company name	MR JC ALLEN
Contract type name	GDS Contract
Purpose of contract	General and Orthodontic
Contract start date	01/04/2006
Contract end date	

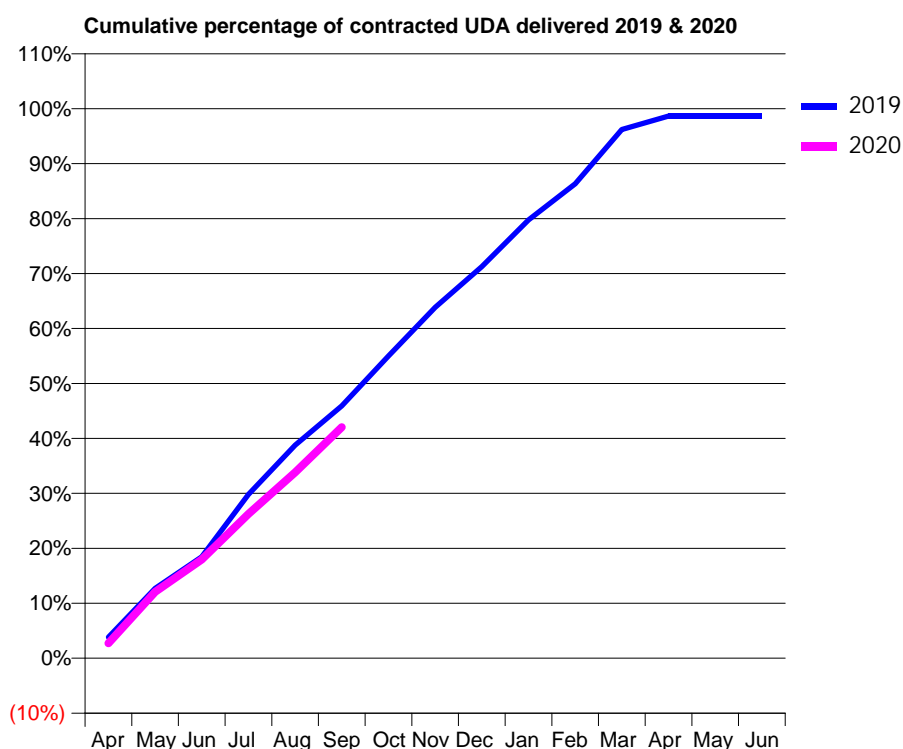
19/20 Contracted general activity (UDA)	28,247
Carry forward general activity (UDA)	382
19/20 Contracted orthodontic activity (UOA)	645
Carry forward orthodontic activity (UOA)	-11
Baseline contract value	£950,398.97

### ACCESS\*

Patients seen in 24 months	Total	Change since previous quarter
Quarter ending September 2018	10,509	
Quarter ending December 2018	10,537	→
Quarter ending March 2019	10,630	→
Quarter ending June 2019	10,651	→
Quarter ending September 2019	10,569	→
<b>Variance since September 2018</b>	<b>0.6%</b>	<b>→</b>



### ACTIVITY



Month	2019	2020
April	1,077	768
May	3,586	3,411
June	5,216	5,068
July	8,421	7,421
August	10,960	9,558
September	12,965	11,877
October	15,539	
November	18,039	
December	20,122	
January	22,528	
February	24,383	
March	27,178	
April	27,865	
May	27,865	
June	27,865	

### QUALITY

	Quantity	Base Number	Contract	AT	Region	England
% of FP17s for the same patient ID Re-attending within 3 months - Children	75	1,503	5.0%	8.9%	11.3%	11.5%
% of FP17s for the same patient ID Re-attending within 3 months - Adults	781	5,980	13.1%	12.3%	14.7%	15.4%
% of FP17s for the same patient ID Re-attending between 3 & 9 months - Children	1,045	1,503	69.5%	60.2%	60.8%	59.7%
% of FP17s for the same patient ID Re-attending between 3 & 9 months - Adults	2,925	5,980	48.9%	51.1%	52.8%	51.7%
% of FP17s for Band 1 Urgent Courses	363	7,117	5.1%	7.4%	8.2%	9.2%
% of FP17s Relating to Free Repair or Replacements	59	7,117	0.8%	0.8%	0.7%	0.7%
% of FP17s Relating to Continuations	126	7,117	1.8%	0.8%	0.8%	0.8%
% of Patients satisfied with the dentistry they have received	2	2	N/A	94.5%	93.2%	93.5%
% of Patients satisfied with the time they had to wait for an appointment	2	2	N/A	91.1%	88.5%	87.4%

\* This is based on patients treated on this contract for their most recent course of treatment.

Figures in italics indicate the base number of FP17s or Patient Questionnaire responses are less than 100. N/A is shown where the base number of responses is less than 10 during the period. % is calculated as Quantity/Base number\*100

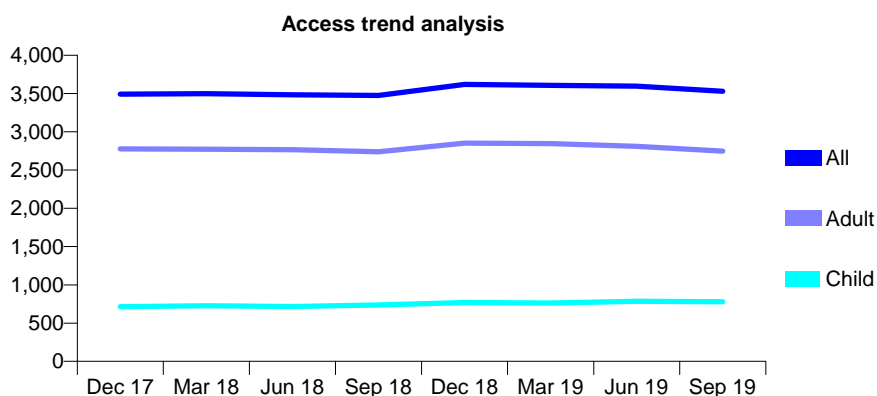
## Q53 - Vital Signs At a Glance Contract Report for 742597/0001 - September 2019

Name or company name	MR SS UBHI
Contract type name	GDS Contract
Purpose of contract	General
Contract start date	01/04/2006
Contract end date	

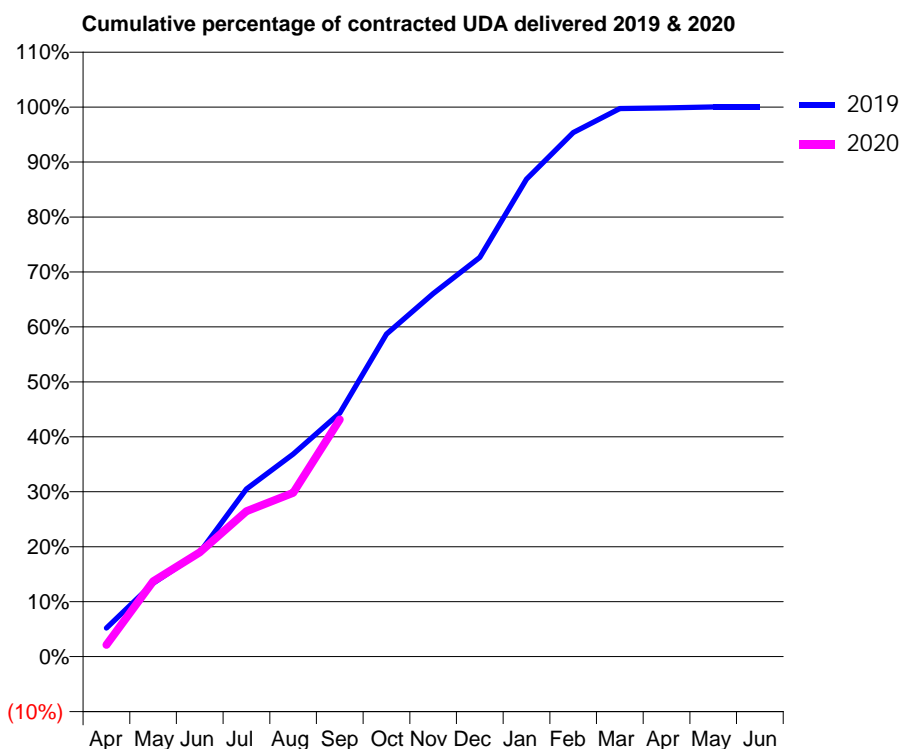
19/20 Contracted general activity (UDA)	7,983
Carry forward general activity (UDA)	-1
19/20 Contracted orthodontic activity (UOA)	0
Carry forward orthodontic activity (UOA)	0
Baseline contract value	£243,530.38

### ACCESS\*

Patients seen in 24 months	Total	Change since previous quarter
Quarter ending September 2018	3,475	
Quarter ending December 2018	3,619	↑
Quarter ending March 2019	3,607	→
Quarter ending June 2019	3,596	→
Quarter ending September 2019	3,528	↓
<b>Variance since September 2018</b>	<b>1.5%</b>	<b>→</b>



### ACTIVITY



Month	Adjusted Scheduled Activity (UDA)	
	2019	2020
April	416	172
May	1,067	1,094
June	1,516	1,516
July	2,436	2,113
August	2,943	2,379
September	3,536	3,443
October	4,684	
November	5,273	
December	5,800	
January	6,937	
February	7,613	
March	7,961	
April	7,971	
May	7,985	
June	7,985	

### QUALITY

	Quantity	Base Number	Contract	AT	Region	England
% of FP17s for the same patient ID Re-attending within 3 months - Children	25	399	6.3%	8.9%	11.3%	11.5%
% of FP17s for the same patient ID Re-attending within 3 months - Adults	200	1,404	14.2%	12.3%	14.7%	15.4%
% of FP17s for the same patient ID Re-attending between 3 & 9 months - Children	189	399	47.4%	60.2%	60.8%	59.7%
% of FP17s for the same patient ID Re-attending between 3 & 9 months - Adults	430	1,404	30.6%	51.1%	52.8%	51.7%
% of FP17s for Band 1 Urgent Courses	276	1,789	15.4%	7.4%	8.2%	9.2%
% of FP17s Relating to Free Repair or Replacements	1	1,789	0.1%	0.8%	0.7%	0.7%
% of FP17s Relating to Continuations	10	1,789	0.6%	0.8%	0.8%	0.8%
% of Patients satisfied with the dentistry they have received	6	8	N/A	94.5%	93.2%	93.5%
% of Patients satisfied with the time they had to wait for an appointment	7	8	N/A	91.1%	88.5%	87.4%

\* This is based on patients treated on this contract for their most recent course of treatment. Figures in italics indicate the base number of FP17s or Patient Questionnaire responses are less than 100. N/A is shown where the base number of responses is less than 10 during the period. % is calculated as Quantity/Base number\*100

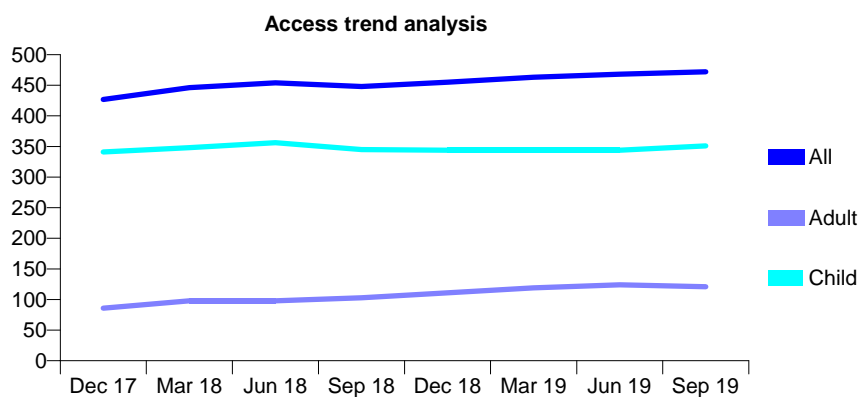
## Q53 - Vital Signs At a Glance Contract Report for 746371/0001 - September 2019

Name or company name	Mr Walker and Mr Craven
Contract type name	GDS Contract
Purpose of contract	General
Contract start date	01/04/2006
Contract end date	

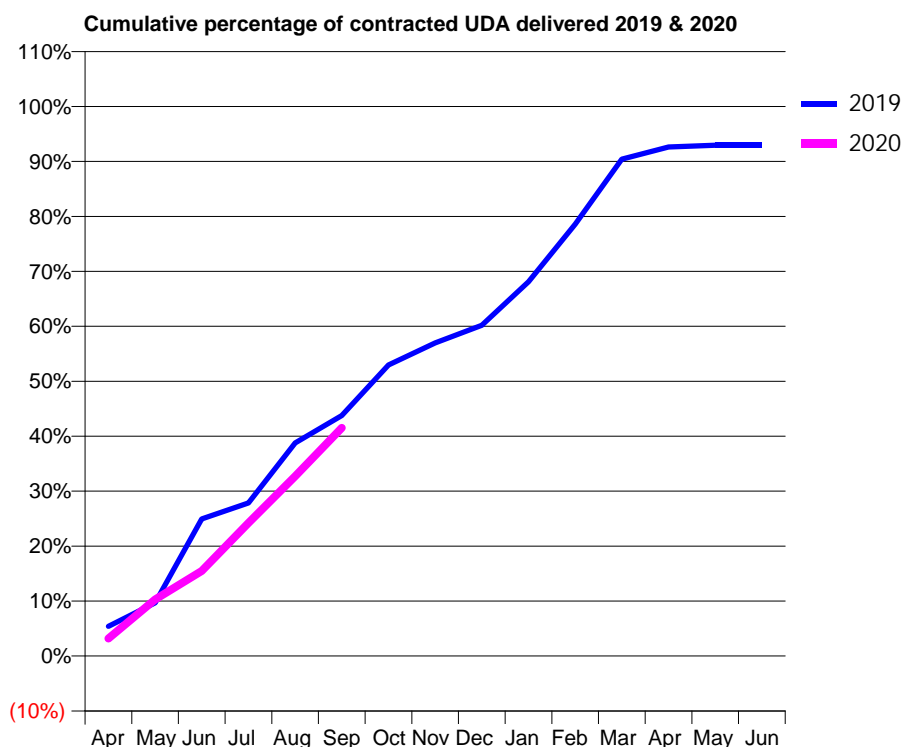
19/20 Contracted general activity (UDA)	1,000
Carry forward general activity (UDA)	0
19/20 Contracted orthodontic activity (UOA)	0
Carry forward orthodontic activity (UOA)	0
Baseline contract value	£24,852.36

### ACCESS\*

Patients seen in 24 months	Total	Change since previous quarter
Quarter ending September 2018	448	
Quarter ending December 2018	455	→
Quarter ending March 2019	463	→
Quarter ending June 2019	468	→
Quarter ending September 2019	472	→
<b>Variance since September 2018</b>	<b>5.4%</b>	<b>↑</b>



### ACTIVITY



Month	Adjusted Scheduled Activity (UDA)	
	2019	2020
April	54	32
May	97	103
June	250	155
July	279	242
August	388	327
September	438	415
October	530	
November	570	
December	602	
January	681	
February	786	
March	904	
April	926	
May	929	
June	929	

### QUALITY

	Quantity	Base Number	Contract	AT	Region	England
% of FP17s for the same patient ID Re-attending within 3 months - Children	15	347	4.3%	8.9%	11.3%	11.5%
% of FP17s for the same patient ID Re-attending within 3 months - Adults	3	52	5.8%	12.3%	14.7%	15.4%
% of FP17s for the same patient ID Re-attending between 3 & 9 months - Children	233	347	67.1%	60.2%	60.8%	59.7%
% of FP17s for the same patient ID Re-attending between 3 & 9 months - Adults	27	52	51.9%	51.1%	52.8%	51.7%
% of FP17s for Band 1 Urgent Courses	1	302	0.3%	7.4%	8.2%	9.2%
% of FP17s Relating to Free Repair or Replacements	0	302	0.0%	0.8%	0.7%	0.7%
% of FP17s Relating to Continuations	0	302	0.0%	0.8%	0.8%	0.8%
% of Patients satisfied with the dentistry they have received	1	1	N/A	94.5%	93.2%	93.5%
% of Patients satisfied with the time they had to wait for an appointment	1	1	N/A	91.1%	88.5%	87.4%

\* This is based on patients treated on this contract for their most recent course of treatment. Figures in italics indicate the base number of FP17s or Patient Questionnaire responses are less than 100. N/A is shown where the base number of responses is less than 10 during the period. % is calculated as Quantity/Base number\*100

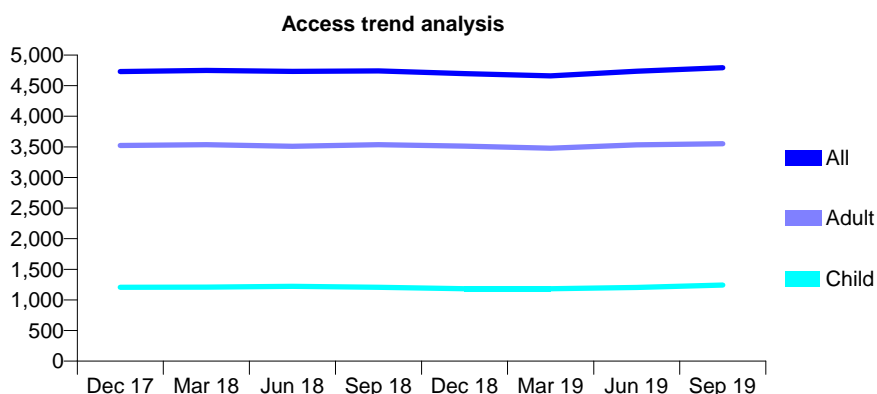
## Q53 - Vital Signs At a Glance Contract Report for 749419/0001 - September 2019

Name or company name	MR SA CHALKER
Contract type name	GDS Contract
Purpose of contract	General
Contract start date	01/04/2006
Contract end date	

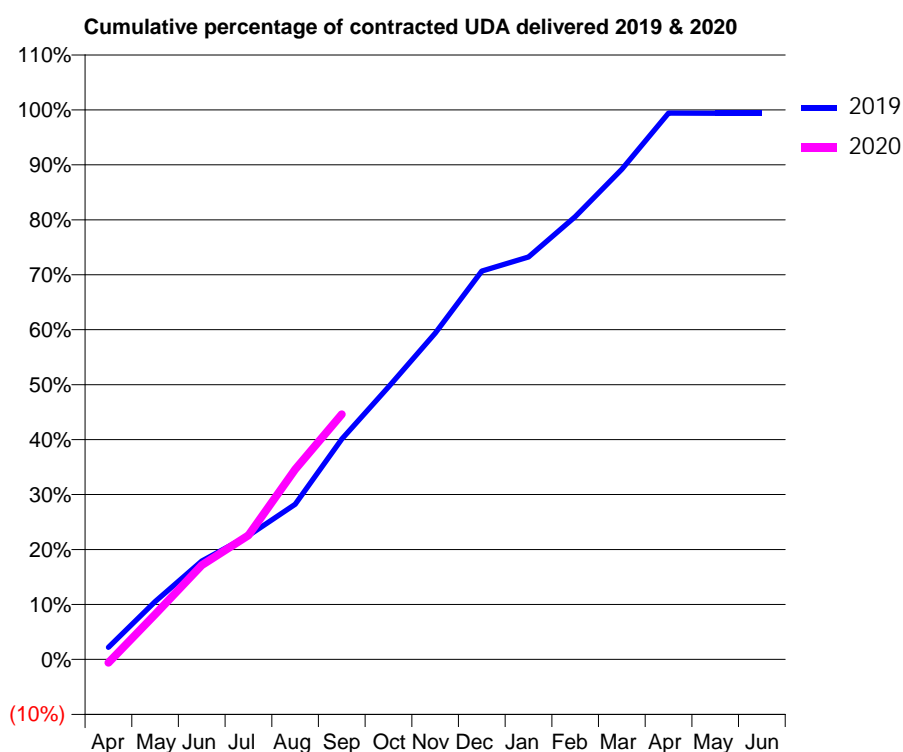
19/20 Contracted general activity (UDA)	10,827
Carry forward general activity (UDA)	67
19/20 Contracted orthodontic activity (UOA)	0
Carry forward orthodontic activity (UOA)	0
Baseline contract value	£259,125.68

### ACCESS\*

Patients seen in 24 months	Total	Change since previous quarter
Quarter ending September 2018	4,742	
Quarter ending December 2018	4,697	→
Quarter ending March 2019	4,662	→
Quarter ending June 2019	4,735	→
Quarter ending September 2019	4,795	→
<b>Variance since September 2018</b>	<b>1.1%</b>	<b>→</b>



### ACTIVITY



Month	2019	2020
April	239	-67
May	1,142	887
June	1,939	1,855
July	2,440	2,444
August	3,057	3,746
September	4,342	4,829
October	5,369	
November	6,428	
December	7,651	
January	7,927	
February	8,724	
March	9,658	
April	10,763	
May	10,761	
June	10,760	

### QUALITY

	Quantity	Base Number	Contract	AT	Region	England
% of FP17s for the same patient ID Re-attending within 3 months - Children	48	1,132	4.2%	8.9%	11.3%	11.5%
% of FP17s for the same patient ID Re-attending within 3 months - Adults	342	2,713	12.6%	12.3%	14.7%	15.4%
% of FP17s for the same patient ID Re-attending between 3 & 9 months - Children	754	1,132	66.6%	60.2%	60.8%	59.7%
% of FP17s for the same patient ID Re-attending between 3 & 9 months - Adults	1,108	2,713	40.8%	51.1%	52.8%	51.7%
% of FP17s for Band 1 Urgent Courses	321	3,183	10.1%	7.4%	8.2%	9.2%
% of FP17s Relating to Free Repair or Replacements	4	3,183	0.1%	0.8%	0.7%	0.7%
% of FP17s Relating to Continuations	1	3,183	0.0%	0.8%	0.8%	0.8%
% of Patients satisfied with the dentistry they have received	3	3	N/A	94.5%	93.2%	93.5%
% of Patients satisfied with the time they had to wait for an appointment	3	3	N/A	91.1%	88.5%	87.4%

\* This is based on patients treated on this contract for their most recent course of treatment. Figures in italics indicate the base number of FP17s or Patient Questionnaire responses are less than 100. N/A is shown where the base number of responses is less than 10 during the period. % is calculated as Quantity/Base number\*100

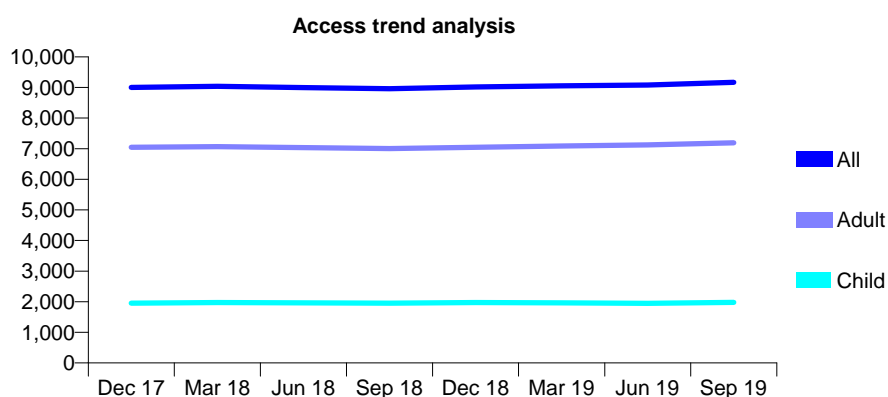
## Q53 - Vital Signs At a Glance Contract Report for 753955/0001 - September 2019

Name or company name	MR AM RAJPUT
Contract type name	GDS Contract
Purpose of contract	General
Contract start date	01/04/2006
Contract end date	

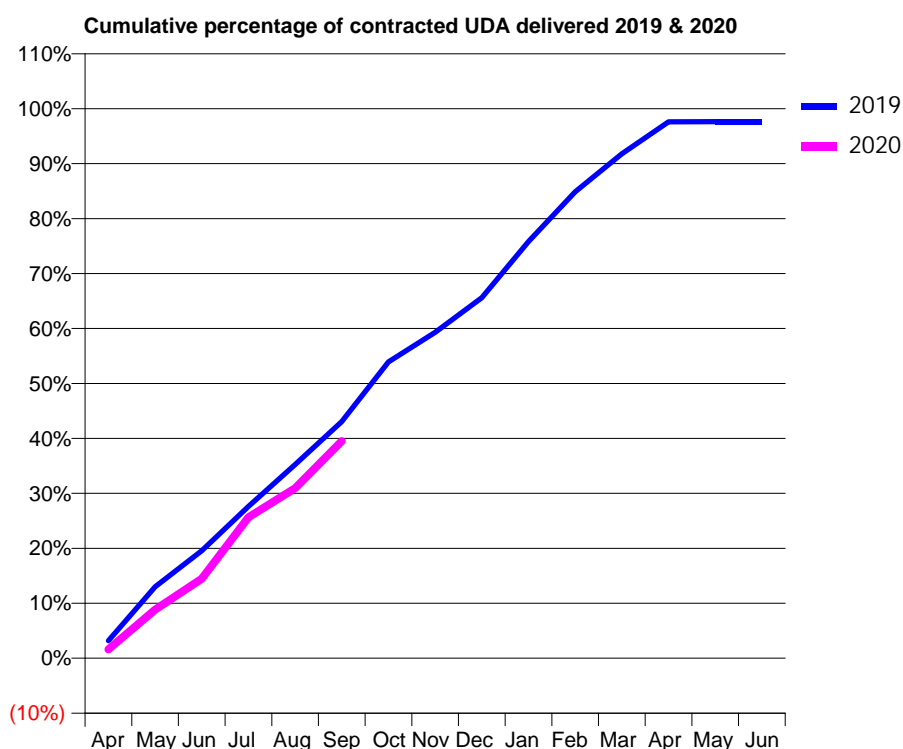
19/20 Contracted general activity (UDA)	27,792
Carry forward general activity (UDA)	656
19/20 Contracted orthodontic activity (UOA)	0
Carry forward orthodontic activity (UOA)	0
Baseline contract value	£742,302.55

### ACCESS\*

Patients seen in 24 months	Total	Change since previous quarter
Quarter ending September 2018	8,960	
Quarter ending December 2018	9,016	→
Quarter ending March 2019	9,054	→
Quarter ending June 2019	9,079	→
Quarter ending September 2019	9,170	→
<b>Variance since September 2018</b>	<b>2.3%</b>	<b>↑</b>



### ACTIVITY



Month	2019	2020
April	886	451
May	3,617	2,458
June	5,431	4,023
July	7,677	7,123
August	9,799	8,603
September	11,970	10,979
October	14,989	
November	16,482	
December	18,235	
January	21,074	
February	23,586	
March	25,506	
April	27,129	
May	27,136	
June	27,136	

### QUALITY

	Quantity	Base Number	Contract	AT	Region	England
% of FP17s for the same patient ID Re-attending within 3 months - Children	77	1,710	4.5%	8.9%	11.3%	11.5%
% of FP17s for the same patient ID Re-attending within 3 months - Adults	591	5,995	9.9%	12.3%	14.7%	15.4%
% of FP17s for the same patient ID Re-attending between 3 & 9 months - Children	1,202	1,710	70.3%	60.2%	60.8%	59.7%
% of FP17s for the same patient ID Re-attending between 3 & 9 months - Adults	4,205	5,995	70.1%	51.1%	52.8%	51.7%
% of FP17s for Band 1 Urgent Courses	277	6,842	4.0%	7.4%	8.2%	9.2%
% of FP17s Relating to Free Repair or Replacements	30	6,842	0.4%	0.8%	0.7%	0.7%
% of FP17s Relating to Continuations	78	6,842	1.1%	0.8%	0.8%	0.8%
% of Patients satisfied with the dentistry they have received	7	7	N/A	94.5%	93.2%	93.5%
% of Patients satisfied with the time they had to wait for an appointment	5	7	N/A	91.1%	88.5%	87.4%

\* This is based on patients treated on this contract for their most recent course of treatment.

Figures in italics indicate the base number of FP17s or Patient Questionnaire responses are less than 100. N/A is shown where the base number of responses is less than 10 during the period. % is calculated as Quantity/Base number\*100



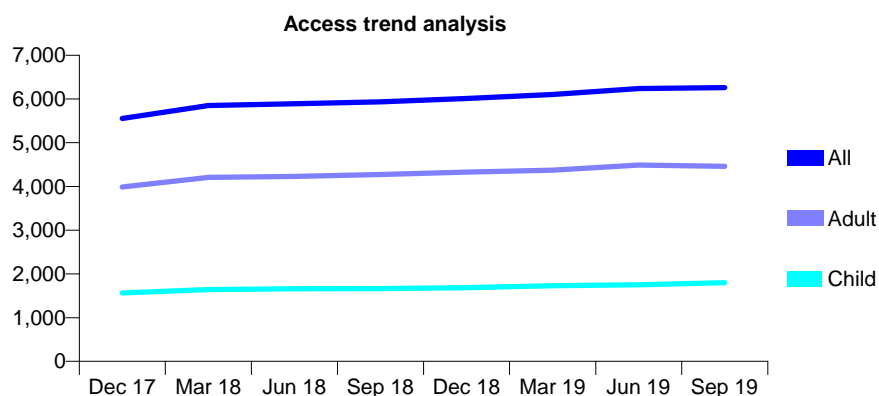
## Q53 - Vital Signs At a Glance Contract Report for 763225/0001 - September 2019

Name or company name	MR SS MATHAROO
Contract type name	GDS Contract
Purpose of contract	General
Contract start date	01/04/2006
Contract end date	

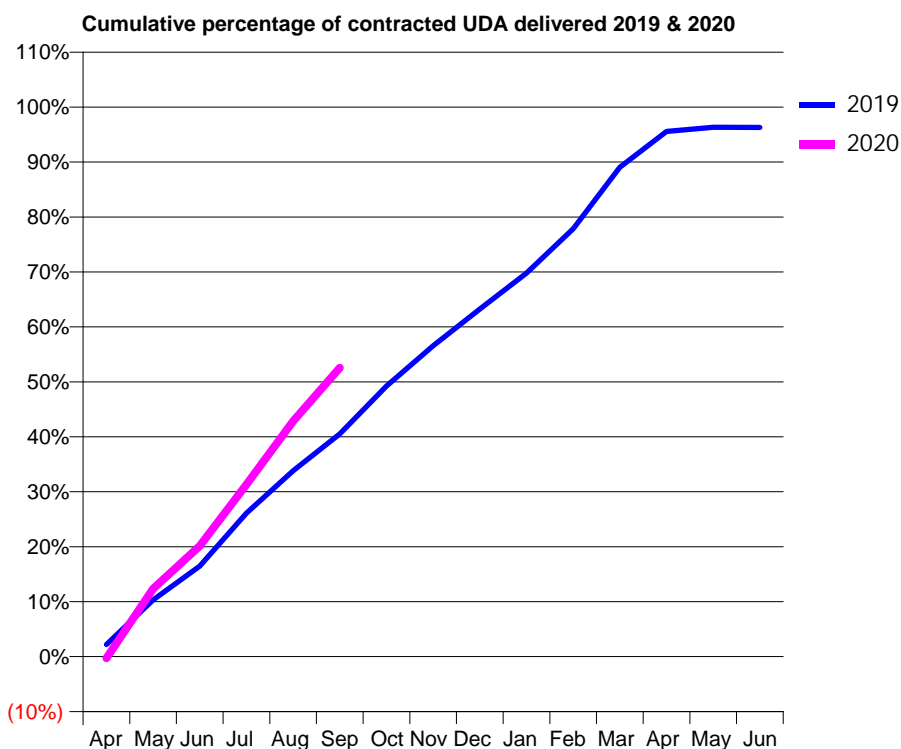
19/20 Contracted general activity (UDA)	11,255
Carry forward general activity (UDA)	416
19/20 Contracted orthodontic activity (UOA)	0
Carry forward orthodontic activity (UOA)	0
Baseline contract value	£343,362.18

### ACCESS\*

Patients seen in 24 months	Total	Change since previous quarter
Quarter ending September 2018	5,935	
Quarter ending December 2018	6,013	→
Quarter ending March 2019	6,102	→
Quarter ending June 2019	6,239	↑
Quarter ending September 2019	6,260	→
<b>Variance since September 2018</b>	<b>5.5%</b>	<b>↑</b>



### ACTIVITY



Month	Adjusted Scheduled Activity (UDA)	
	2019	2020
April	248	-35
May	1,163	1,392
June	1,853	2,268
July	2,936	3,525
August	3,810	4,825
September	4,559	5,915
October	5,541	
November	6,368	
December	7,120	
January	7,856	
February	8,764	
March	10,021	
April	10,757	
May	10,843	
June	10,839	

### QUALITY

	Quantity	Base Number	Contract	AT	Region	England
% of FP17s for the same patient ID Re-attending within 3 months - Children	47	1,271	3.7%	8.9%	11.3%	11.5%
% of FP17s for the same patient ID Re-attending within 3 months - Adults	205	2,471	8.3%	12.3%	14.7%	15.4%
% of FP17s for the same patient ID Re-attending between 3 & 9 months - Children	736	1,271	57.9%	60.2%	60.8%	59.7%
% of FP17s for the same patient ID Re-attending between 3 & 9 months - Adults	1,167	2,471	47.2%	51.1%	52.8%	51.7%
% of FP17s for Band 1 Urgent Courses	134	3,400	3.9%	7.4%	8.2%	9.2%
% of FP17s Relating to Free Repair or Replacements	19	3,400	0.6%	0.8%	0.7%	0.7%
% of FP17s Relating to Continuations	27	3,400	0.8%	0.8%	0.8%	0.8%
% of Patients satisfied with the dentistry they have received	2	2	N/A	94.5%	93.2%	93.5%
% of Patients satisfied with the time they had to wait for an appointment	1	2	N/A	91.1%	88.5%	87.4%

\* This is based on patients treated on this contract for their most recent course of treatment. Figures in italics indicate the base number of FP17s or Patient Questionnaire responses are less than 100. N/A is shown where the base number of responses is less than 10 during the period. % is calculated as Quantity/Base number\*100

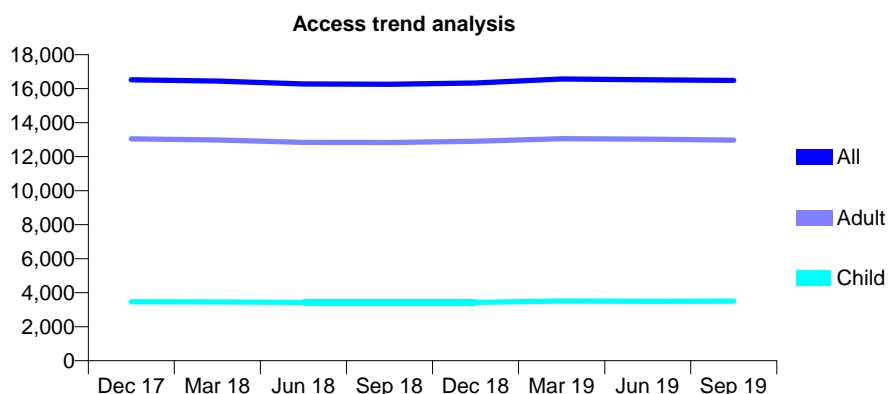
## Q53 - Vital Signs At a Glance Contract Report for 764353/0001 - September 2019

Name or company name	MRS RP ATWAL
Contract type name	GDS Contract
Purpose of contract	General
Contract start date	01/04/2006
Contract end date	

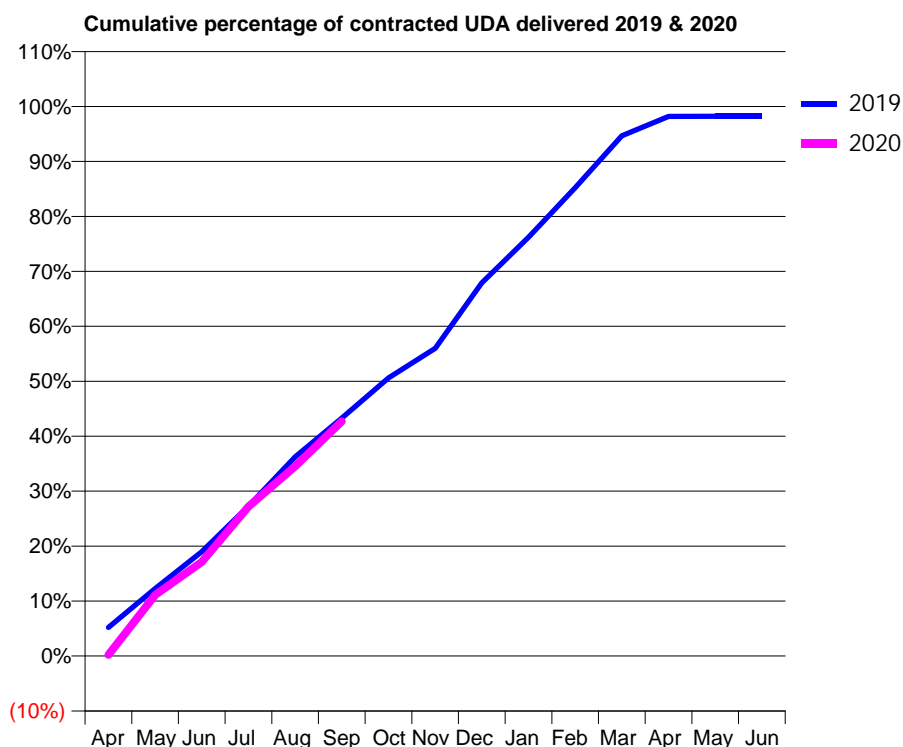
19/20 Contracted general activity (UDA)	41,132
Carry forward general activity (UDA)	734
19/20 Contracted orthodontic activity (UOA)	0
Carry forward orthodontic activity (UOA)	0
Baseline contract value	£1,277,925.04

### ACCESS\*

Patients seen in 24 months	Total	Change since previous quarter
Quarter ending September 2018	16,263	
Quarter ending December 2018	16,337	→
Quarter ending March 2019	16,572	→
Quarter ending June 2019	16,524	→
Quarter ending September 2019	16,481	→
<b>Variance since September 2018</b>	<b>1.3%</b>	<b>→</b>



### ACTIVITY



Month	Adjusted Scheduled Activity (UDA)	
	2019	2020
April	2,143	90
May	5,042	4,565
June	7,807	7,042
July	11,223	11,189
August	14,906	14,203
September	17,816	17,575
October	20,821	
November	23,036	
December	27,919	
January	31,336	
February	35,045	
March	38,937	
April	40,378	
May	40,399	
June	40,398	

### QUALITY

	Quantity	Base Number	Contract	AT	Region	England
% of FP17s for the same patient ID Re-attending within 3 months - Children	76	2,816	2.7%	8.9%	11.3%	11.5%
% of FP17s for the same patient ID Re-attending within 3 months - Adults	430	8,791	4.9%	12.3%	14.7%	15.4%
% of FP17s for the same patient ID Re-attending between 3 & 9 months - Children	2,143	2,816	76.1%	60.2%	60.8%	59.7%
% of FP17s for the same patient ID Re-attending between 3 & 9 months - Adults	5,271	8,791	60.0%	51.1%	52.8%	51.7%
% of FP17s for Band 1 Urgent Courses	139	10,797	1.3%	7.4%	8.2%	9.2%
% of FP17s Relating to Free Repair or Replacements	11	10,797	0.1%	0.8%	0.7%	0.7%
% of FP17s Relating to Continuations	63	10,797	0.6%	0.8%	0.8%	0.8%
% of Patients satisfied with the dentistry they have received	8	8	N/A	94.5%	93.2%	93.5%
% of Patients satisfied with the time they had to wait for an appointment	8	8	N/A	91.1%	88.5%	87.4%

\* This is based on patients treated on this contract for their most recent course of treatment. Figures in italics indicate the base number of FP17s or Patient Questionnaire responses are less than 100. N/A is shown where the base number of responses is less than 10 during the period. % is calculated as Quantity/Base number\*100

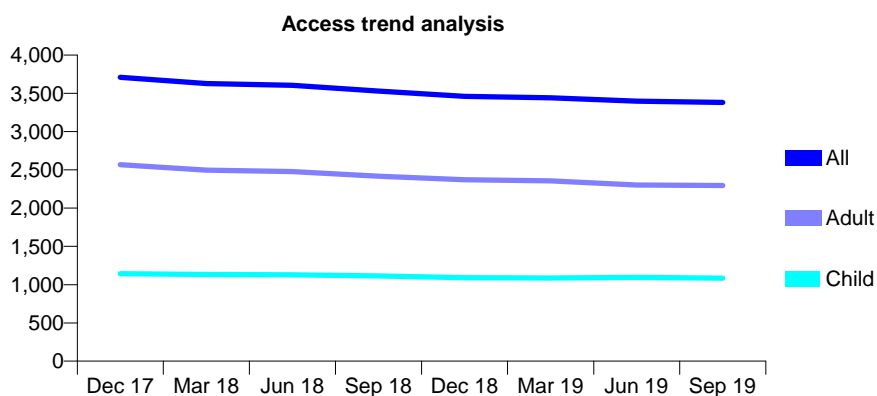
## Q53 - Vital Signs At a Glance Contract Report for 765716/0001 - September 2019

Name or company name	MR TO YUNUS
Contract type name	GDS Contract
Purpose of contract	General
Contract start date	01/04/2006
Contract end date	

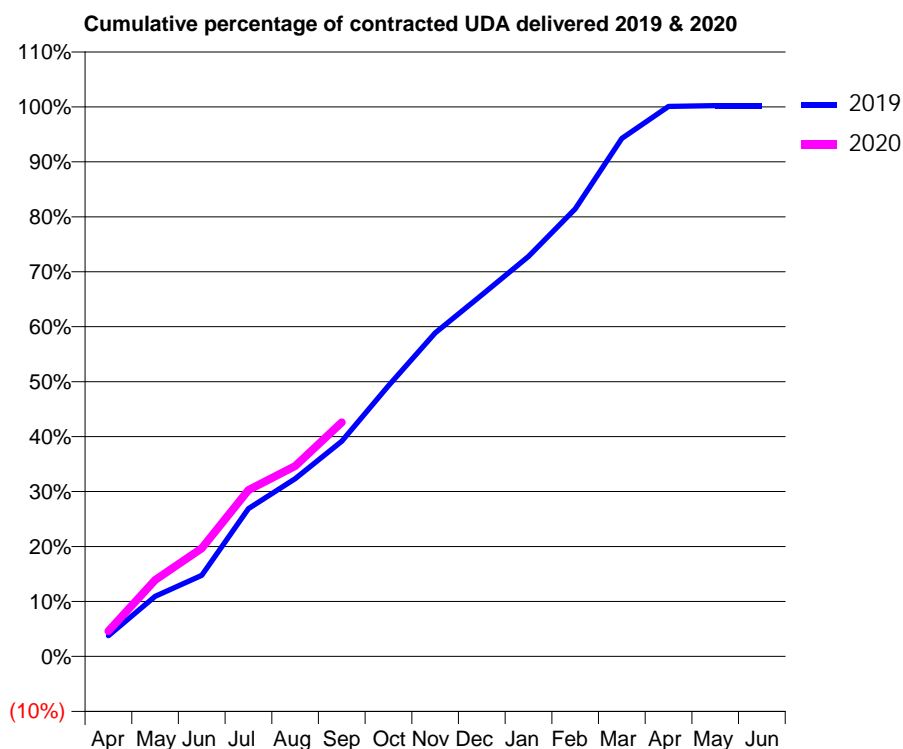
19/20 Contracted general activity (UDA)	8,281
Carry forward general activity (UDA)	-17
19/20 Contracted orthodontic activity (UOA)	0
Carry forward orthodontic activity (UOA)	0
Baseline contract value	£257,299.21

### ACCESS\*

Patients seen in 24 months	Total	Change since previous quarter
Quarter ending September 2018	3,528	
Quarter ending December 2018	3,461	↓
Quarter ending March 2019	3,441	→
Quarter ending June 2019	3,398	↓
Quarter ending September 2019	3,380	→
<b>Variance since September 2018</b>	<b>(4.2%)</b>	<b>↓</b>



### ACTIVITY



Adjusted Scheduled Activity (UDA)		
Month	2019	2020
April	313	382
May	906	1,152
June	1,221	1,629
July	2,227	2,507
August	2,678	2,870
September	3,242	3,527
October	4,080	
November	4,874	
December	5,447	
January	6,028	
February	6,744	
March	7,803	
April	8,286	
May	8,298	
June	8,298	

### QUALITY

	Quantity	Base Number	Contract	AT	Region	England
% of FP17s for the same patient ID Re-attending within 3 months - Children	8	736	1.1%	8.9%	11.3%	11.5%
% of FP17s for the same patient ID Re-attending within 3 months - Adults	75	1,310	5.7%	12.3%	14.7%	15.4%
% of FP17s for the same patient ID Re-attending between 3 & 9 months - Children	403	736	54.8%	60.2%	60.8%	59.7%
% of FP17s for the same patient ID Re-attending between 3 & 9 months - Adults	508	1,310	38.8%	51.1%	52.8%	51.7%
% of FP17s for Band 1 Urgent Courses	45	1,828	2.5%	7.4%	8.2%	9.2%
% of FP17s Relating to Free Repair or Replacements	3	1,828	0.2%	0.8%	0.7%	0.7%
% of FP17s Relating to Continuations	13	1,828	0.7%	0.8%	0.8%	0.8%
% of Patients satisfied with the dentistry they have received	1	1	N/A	94.5%	93.2%	93.5%
% of Patients satisfied with the time they had to wait for an appointment	1	1	N/A	91.1%	88.5%	87.4%

\* This is based on patients treated on this contract for their most recent course of treatment. Figures in italics indicate the base number of FP17s or Patient Questionnaire responses are less than 100. N/A is shown where the base number of responses is less than 10 during the period. % is calculated as Quantity/Base number\*100

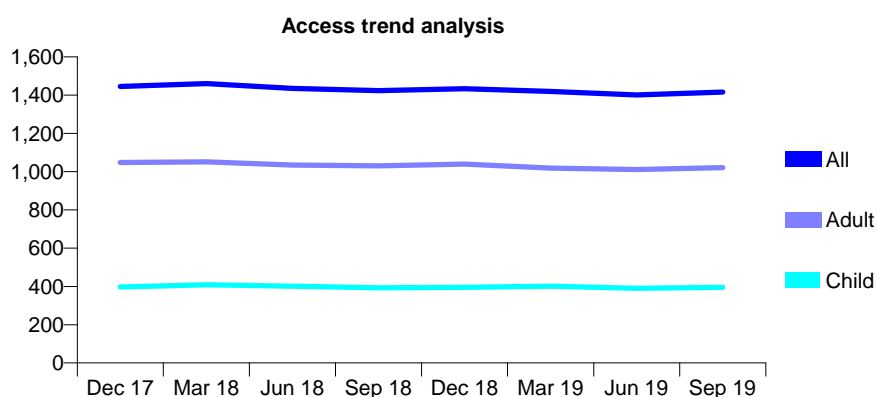
## Q53 - Vital Signs At a Glance Contract Report for 768677/0002 - September 2019

Name or company name	MR S MIRFENDERESKI
Contract type name	GDS Contract
Purpose of contract	General
Contract start date	01/04/2006
Contract end date	

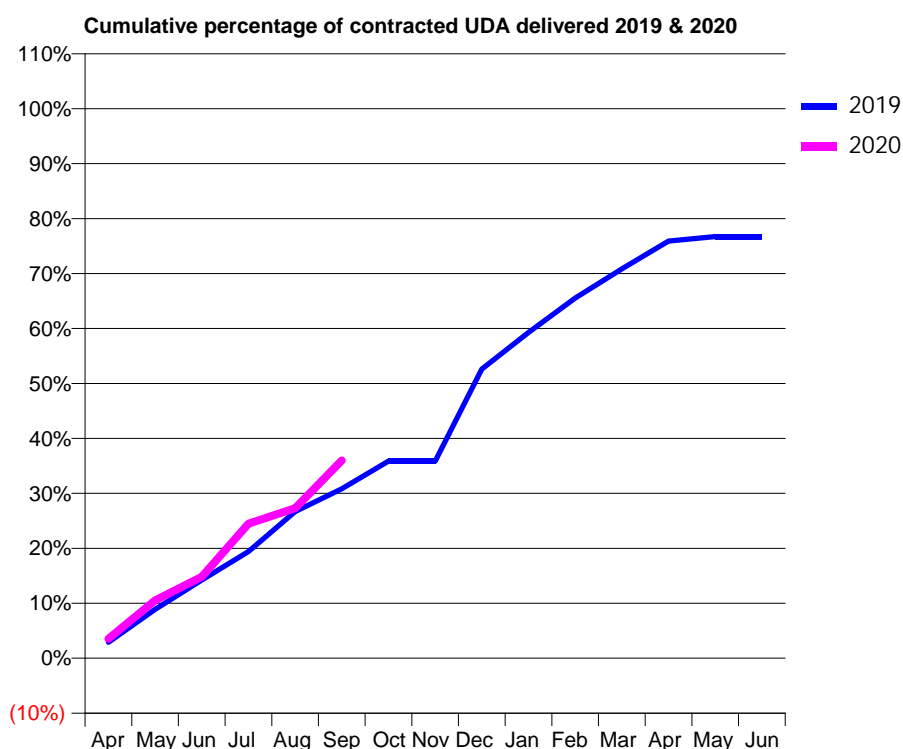
19/20 Contracted general activity (UDA)	7,259
Carry forward general activity (UDA)	0
19/20 Contracted orthodontic activity (UOA)	0
Carry forward orthodontic activity (UOA)	0
Baseline contract value	£196,811.29

### ACCESS\*

Patients seen in 24 months	Total	Change since previous quarter
Quarter ending September 2018	1,423	
Quarter ending December 2018	1,434	→
Quarter ending March 2019	1,419	↓
Quarter ending June 2019	1,401	↓
Quarter ending September 2019	1,416	→
<b>Variance since September 2018</b>	<b>(0.5%)</b>	<b>→</b>



### ACTIVITY



Adjusted Scheduled Activity (UDA)		
Month	2019	2020
April	211	256
May	645	763
June	1,033	1,075
July	1,409	1,777
August	1,936	1,983
September	2,238	2,611
October	2,604	
November	2,604	
December	3,820	
January	4,302	
February	4,758	
March	5,143	
April	5,511	
May	5,569	
June	5,569	

### QUALITY

	Quantity	Base Number	Contract	AT	Region	England
% of FP17s for the same patient ID Re-attending within 3 months - Children	16	248	6.5%	8.9%	11.3%	11.5%
% of FP17s for the same patient ID Re-attending within 3 months - Adults	74	609	12.2%	12.3%	14.7%	15.4%
% of FP17s for the same patient ID Re-attending between 3 & 9 months - Children	115	248	46.4%	60.2%	60.8%	59.7%
% of FP17s for the same patient ID Re-attending between 3 & 9 months - Adults	263	609	43.2%	51.1%	52.8%	51.7%
% of FP17s for Band 1 Urgent Courses	42	753	5.6%	7.4%	8.2%	9.2%
% of FP17s Relating to Free Repair or Replacements	4	753	0.5%	0.8%	0.7%	0.7%
% of FP17s Relating to Continuations	14	753	1.9%	0.8%	0.8%	0.8%
% of Patients satisfied with the dentistry they have received	4	4	N/A	94.5%	93.2%	93.5%
% of Patients satisfied with the time they had to wait for an appointment	4	4	N/A	91.1%	88.5%	87.4%

\* This is based on patients treated on this contract for their most recent course of treatment.

Figures in italics indicate the base number of FP17s or Patient Questionnaire responses are less than 100. N/A is shown where the base number of responses is less than 10 during the period. % is calculated as Quantity/Base number\*100

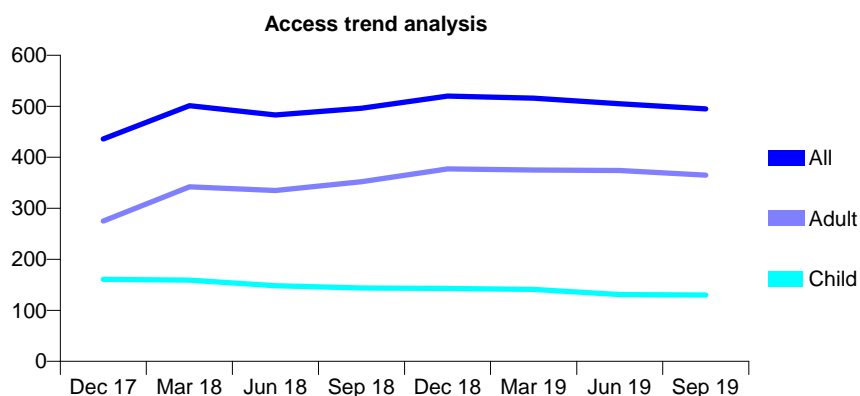
## Q53 - Vital Signs At a Glance Contract Report for 770647/0002 - September 2019

Name or company name	MR AI PARUK
Contract type name	GDS Contract
Purpose of contract	General
Contract start date	18/08/2008
Contract end date	

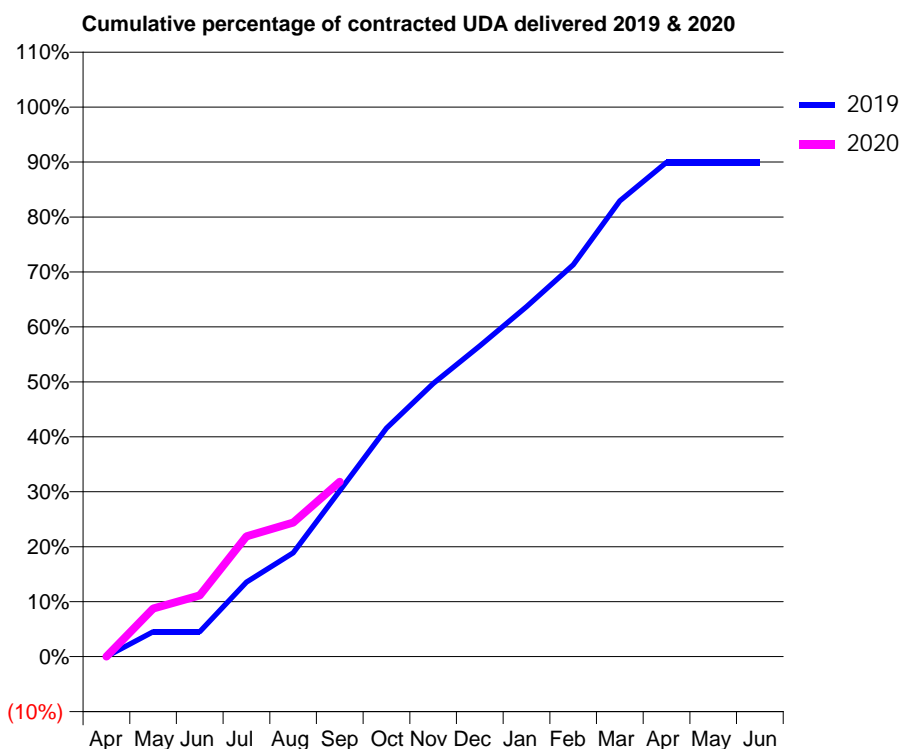
19/20 Contracted general activity (UDA)	1,000
Carry forward general activity (UDA)	0
19/20 Contracted orthodontic activity (UOA)	0
Carry forward orthodontic activity (UOA)	0
Baseline contract value	£25,922.80

### ACCESS\*

Patients seen in 24 months	Total	Change since previous quarter
Quarter ending September 2018	496	
Quarter ending December 2018	520	↑
Quarter ending March 2019	516	→
Quarter ending June 2019	505	↓
Quarter ending September 2019	495	↓
<b>Variance since September 2018</b>	<b>(0.2%)</b>	<b>→</b>



### ACTIVITY



Month	Adjusted Scheduled Activity (UDA)	
	2019	2020
April	0	0
May	45	88
June	45	112
July	136	219
August	189	244
September	302	318
October	416	
November	497	
December	566	
January	637	
February	713	
March	829	
April	899	
May	899	
June	899	

### QUALITY

	Quantity	Base Number	Contract	AT	Region	England
% of FP17s for the same patient ID Re-attending within 3 months - Children	9	107	8.4%	8.9%	11.3%	11.5%
% of FP17s for the same patient ID Re-attending within 3 months - Adults	10	152	6.6%	12.3%	14.7%	15.4%
% of FP17s for the same patient ID Re-attending between 3 & 9 months - Children	76	107	71.0%	60.2%	60.8%	59.7%
% of FP17s for the same patient ID Re-attending between 3 & 9 months - Adults	103	152	67.8%	51.1%	52.8%	51.7%
% of FP17s for Band 1 Urgent Courses	6	219	2.7%	7.4%	8.2%	9.2%
% of FP17s Relating to Free Repair or Replacements	0	219	0.0%	0.8%	0.7%	0.7%
% of FP17s Relating to Continuations	0	219	0.0%	0.8%	0.8%	0.8%
% of Patients satisfied with the dentistry they have received	0	0	N/A	94.5%	93.2%	93.5%
% of Patients satisfied with the time they had to wait for an appointment	0	0	N/A	91.1%	88.5%	87.4%

\* This is based on patients treated on this contract for their most recent course of treatment. Figures in italics indicate the base number of FP17s or Patient Questionnaire responses are less than 100. N/A is shown where the base number of responses is less than 10 during the period. % is calculated as Quantity/Base number\*100

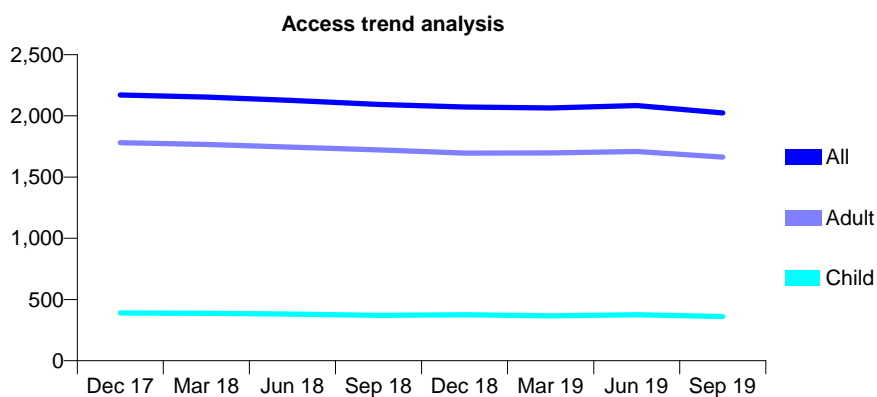
## Q53 - Vital Signs At a Glance Contract Report for 773492/0001 - September 2019

Name or company name	MS S KUTTY
Contract type name	GDS Contract
Purpose of contract	General
Contract start date	01/07/2013
Contract end date	

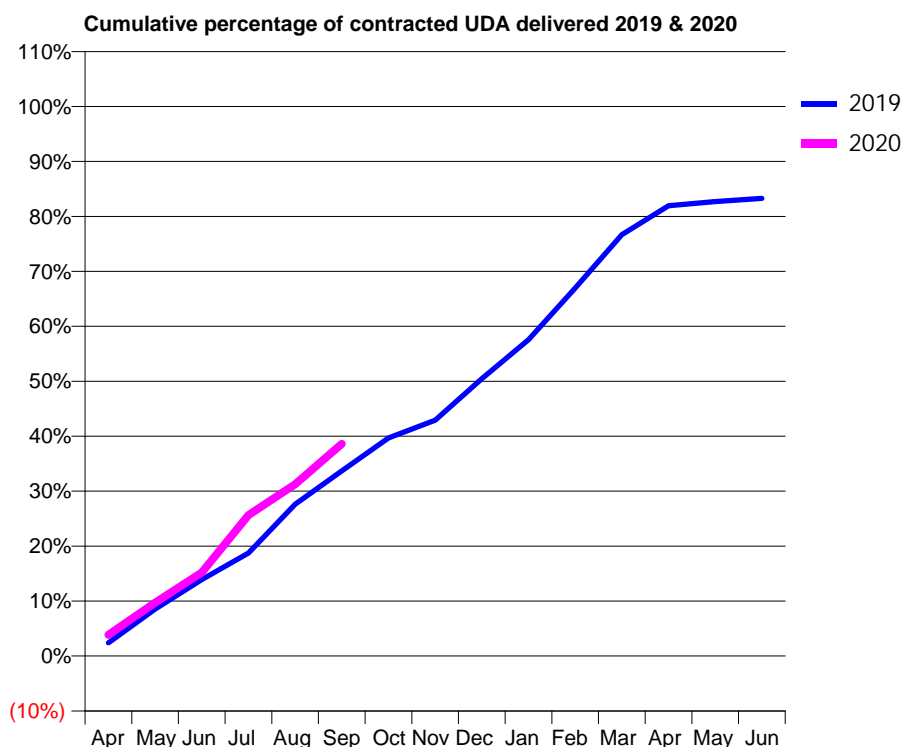
19/20 Contracted general activity (UDA)	7,615
Carry forward general activity (UDA)	0
19/20 Contracted orthodontic activity (UOA)	0
Carry forward orthodontic activity (UOA)	0
Baseline contract value	£232,312.00

### ACCESS\*

Patients seen in 24 months	Total	Change since previous quarter
Quarter ending September 2018	2,093	
Quarter ending December 2018	2,072	↓
Quarter ending March 2019	2,065	→
Quarter ending June 2019	2,084	→
Quarter ending September 2019	2,024	↓
<b>Variance since September 2018</b>	<b>(3.3%)</b>	<b>↓</b>



### ACTIVITY



Month	Adjusted Scheduled Activity (UDA)	
	2019	2020
April	184	295
May	652	740
June	1,060	1,159
July	1,428	1,953
August	2,103	2,381
September	2,563	2,939
October	3,023	
November	3,268	
December	3,842	
January	4,383	
February	5,099	
March	5,839	
April	6,239	
May	6,297	
June	6,340	

### QUALITY

	Quantity	Base Number	Contract	AT	Region	England
% of FP17s for the same patient ID Re-attending within 3 months - Children	18	309	5.8%	8.9%	11.3%	11.5%
% of FP17s for the same patient ID Re-attending within 3 months - Adults	154	1,256	12.3%	12.3%	14.7%	15.4%
% of FP17s for the same patient ID Re-attending between 3 & 9 months - Children	191	309	61.8%	60.2%	60.8%	59.7%
% of FP17s for the same patient ID Re-attending between 3 & 9 months - Adults	751	1,256	59.8%	51.1%	52.8%	51.7%
% of FP17s for Band 1 Urgent Courses	68	1,422	4.8%	7.4%	8.2%	9.2%
% of FP17s Relating to Free Repair or Replacements	7	1,422	0.5%	0.8%	0.7%	0.7%
% of FP17s Relating to Continuations	26	1,422	1.8%	0.8%	0.8%	0.8%
% of Patients satisfied with the dentistry they have received	1	1	N/A	94.5%	93.2%	93.5%
% of Patients satisfied with the time they had to wait for an appointment	1	1	N/A	91.1%	88.5%	87.4%

\* This is based on patients treated on this contract for their most recent course of treatment. Figures in italics indicate the base number of FP17s or Patient Questionnaire responses are less than 100. N/A is shown where the base number of responses is less than 10 during the period. % is calculated as Quantity/Base number\*100

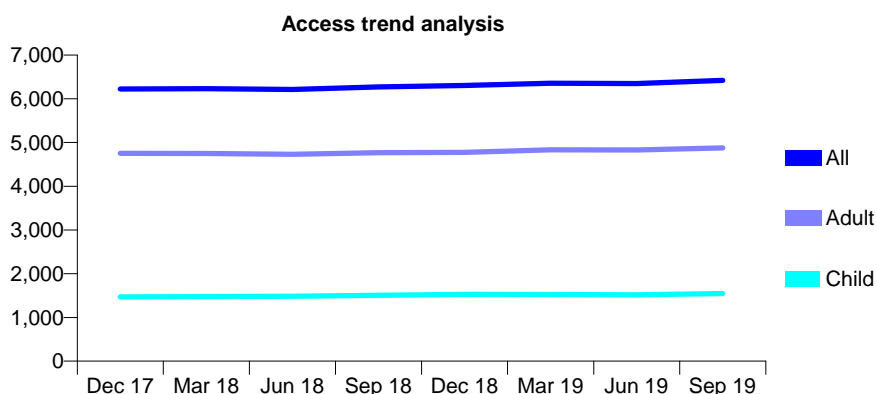
## Q53 - Vital Signs At a Glance Contract Report for 781142/0001 - September 2019

Name or company name	MR A KACHHALA
Contract type name	GDS Contract
Purpose of contract	General
Contract start date	01/04/2009
Contract end date	

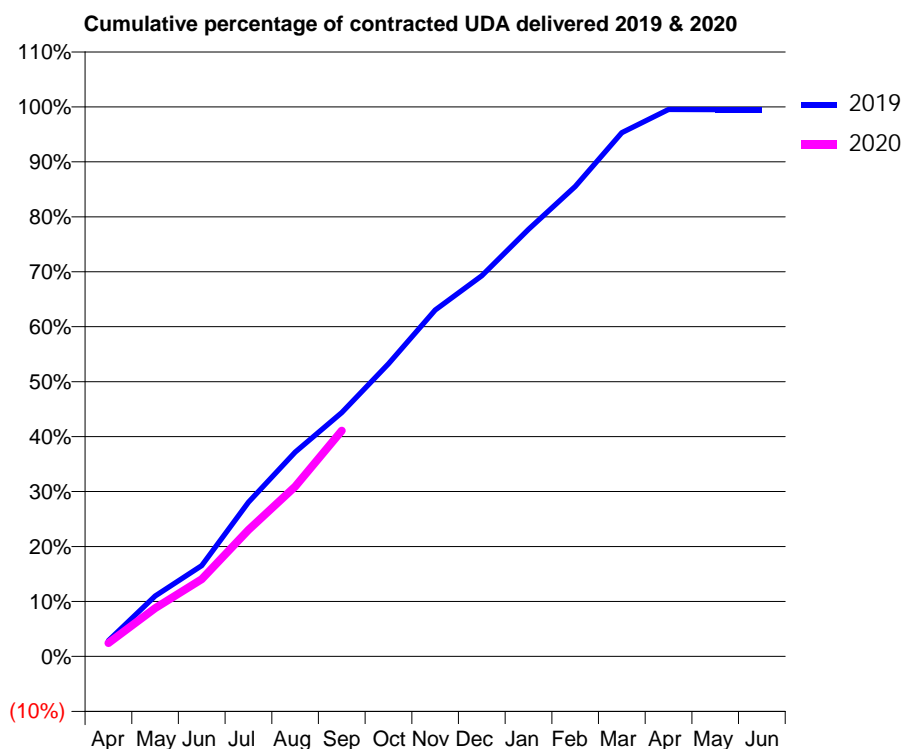
19/20 Contracted general activity (UDA)	18,442
Carry forward general activity (UDA)	89
19/20 Contracted orthodontic activity (UOA)	0
Carry forward orthodontic activity (UOA)	0
Baseline contract value	£450,297.45

### ACCESS\*

Patients seen in 24 months	Total	Change since previous quarter
Quarter ending September 2018	6,274	
Quarter ending December 2018	6,302	→
Quarter ending March 2019	6,356	→
Quarter ending June 2019	6,348	→
Quarter ending September 2019	6,422	→
<b>Variance since September 2018</b>	2.4%	↑



### ACTIVITY



Month	2019	2020
April	530	451
May	2,029	1,616
June	3,050	2,594
July	5,178	4,245
August	6,857	5,706
September	8,184	7,575
October	9,822	
November	11,627	
December	12,774	
January	14,332	
February	15,769	
March	17,575	
April	18,353	
May	18,352	
June	18,352	

### QUALITY

	Quantity	Base Number	Contract	AT	Region	England
% of FP17s for the same patient ID Re-attending within 3 months - Children	67	1,297	5.2%	8.9%	11.3%	11.5%
% of FP17s for the same patient ID Re-attending within 3 months - Adults	343	3,097	11.1%	12.3%	14.7%	15.4%
% of FP17s for the same patient ID Re-attending between 3 & 9 months - Children	901	1,297	69.5%	60.2%	60.8%	59.7%
% of FP17s for the same patient ID Re-attending between 3 & 9 months - Adults	1,493	3,097	48.2%	51.1%	52.8%	51.7%
% of FP17s for Band 1 Urgent Courses	239	4,093	5.8%	7.4%	8.2%	9.2%
% of FP17s Relating to Free Repair or Replacements	33	4,093	0.8%	0.8%	0.7%	0.7%
% of FP17s Relating to Continuations	7	4,093	0.2%	0.8%	0.8%	0.8%
% of Patients satisfied with the dentistry they have received	1	1	N/A	94.5%	93.2%	93.5%
% of Patients satisfied with the time they had to wait for an appointment	1	1	N/A	91.1%	88.5%	87.4%

\* This is based on patients treated on this contract for their most recent course of treatment. Figures in italics indicate the base number of FP17s or Patient Questionnaire responses are less than 100. N/A is shown where the base number of responses is less than 10 during the period. % is calculated as Quantity/Base number\*100

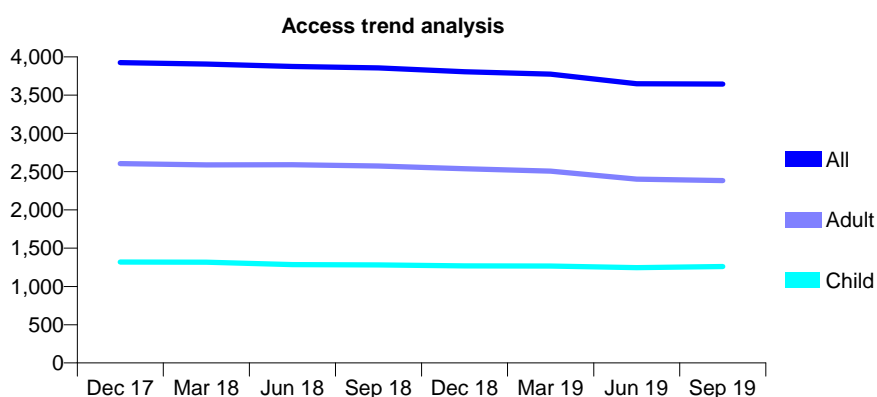
## Q53 - Vital Signs At a Glance Contract Report for 782041/0001 - September 2019

Name or company name	MS S MESTRY
Contract type name	GDS Contract
Purpose of contract	General
Contract start date	31/07/2006
Contract end date	

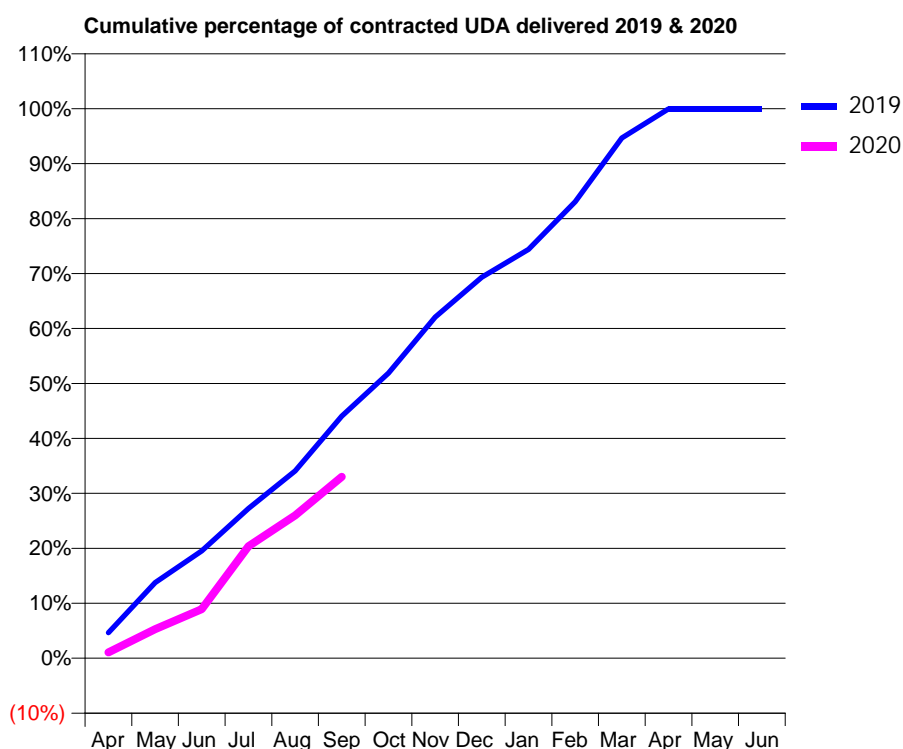
19/20 Contracted general activity (UDA)	10,848
Carry forward general activity (UDA)	3
19/20 Contracted orthodontic activity (UOA)	0
Carry forward orthodontic activity (UOA)	0
Baseline contract value	£275,715.38

### ACCESS\*

Patients seen in 24 months	Total	Change since previous quarter
Quarter ending September 2018	3,856	
Quarter ending December 2018	3,806	↓
Quarter ending March 2019	3,774	→
Quarter ending June 2019	3,648	↓
Quarter ending September 2019	3,644	→
<b>Variance since September 2018</b>	<b>(5.5%)</b>	<b>↓</b>



### ACTIVITY



Month	2019	2020
April	504	114
May	1,493	573
June	2,118	968
July	2,954	2,210
August	3,697	2,822
September	4,779	3,582
October	5,630	
November	6,733	
December	7,519	
January	8,070	
February	9,013	
March	10,267	
April	10,844	
May	10,844	
June	10,844	

### QUALITY

	Quantity	Base Number	Contract	AT	Region	England
% of FP17s for the same patient ID Re-attending within 3 months - Children	46	738	6.2%	8.9%	11.3%	11.5%
% of FP17s for the same patient ID Re-attending within 3 months - Adults	167	1,267	13.2%	12.3%	14.7%	15.4%
% of FP17s for the same patient ID Re-attending between 3 & 9 months - Children	414	738	56.1%	60.2%	60.8%	59.7%
% of FP17s for the same patient ID Re-attending between 3 & 9 months - Adults	645	1,267	50.9%	51.1%	52.8%	51.7%
% of FP17s for Band 1 Urgent Courses	124	1,625	7.6%	7.4%	8.2%	9.2%
% of FP17s Relating to Free Repair or Replacements	12	1,625	0.7%	0.8%	0.7%	0.7%
% of FP17s Relating to Continuations	7	1,625	0.4%	0.8%	0.8%	0.8%
% of Patients satisfied with the dentistry they have received	0	0	N/A	94.5%	93.2%	93.5%
% of Patients satisfied with the time they had to wait for an appointment	0	0	N/A	91.1%	88.5%	87.4%

\* This is based on patients treated on this contract for their most recent course of treatment.

Figures in italics indicate the base number of FP17s or Patient Questionnaire responses are less than 100. N/A is shown where the base number of responses is less than 10 during the period. % is calculated as Quantity/Base number\*100



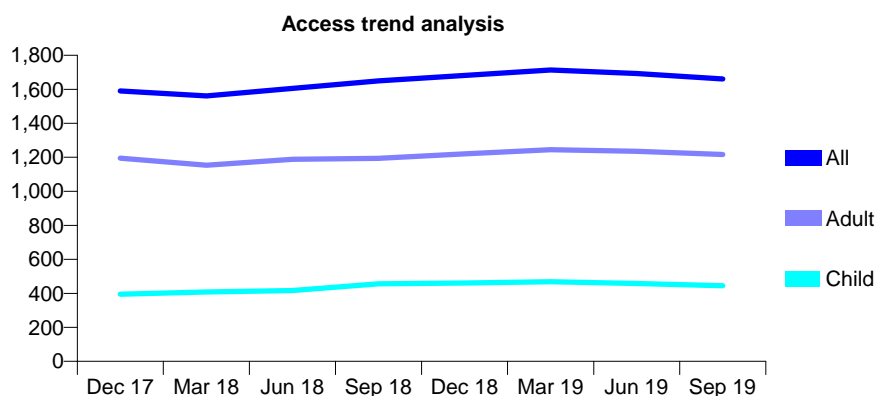
## Q53 - Vital Signs At a Glance Contract Report for 794643/0002 - September 2019

Name or company name	MR W SIDHU
Contract type name	GDS Contract
Purpose of contract	General and Orthodontic
Contract start date	03/01/2012
Contract end date	

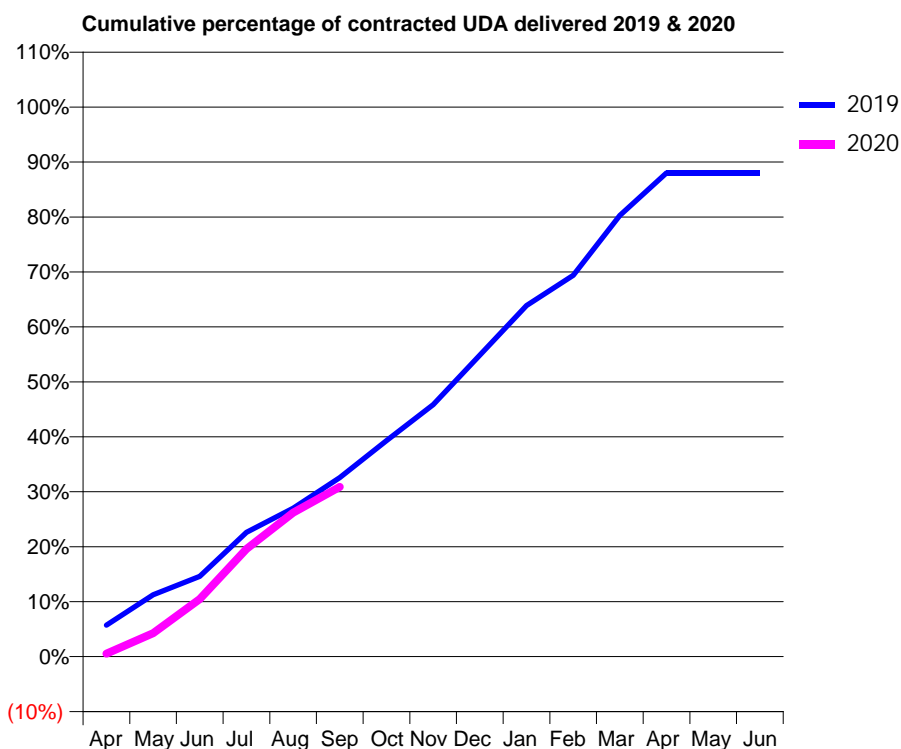
19/20 Contracted general activity (UDA)	6,301
Carry forward general activity (UDA)	0
19/20 Contracted orthodontic activity (UOA)	51
Carry forward orthodontic activity (UOA)	0
Baseline contract value	£164,360.29

### ACCESS\*

Patients seen in 24 months	Total	Change since previous quarter
Quarter ending September 2018	1,650	
Quarter ending December 2018	1,681	→
Quarter ending March 2019	1,713	→
Quarter ending June 2019	1,693	↓
Quarter ending September 2019	1,661	↓
<b>Variance since September 2018</b>	<b>0.7%</b>	<b>→</b>



### ACTIVITY



Month	Adjusted Scheduled Activity (UDA)	
	2019	2020
April	361	34
May	710	269
June	921	660
July	1,424	1,235
August	1,702	1,650
September	2,053	1,946
October	2,477	
November	2,889	
December	3,457	
January	4,025	
February	4,372	
March	5,059	
April	5,547	
May	5,547	
June	5,547	

### QUALITY

	Quantity	Base Number	Contract	AT	Region	England
% of FP17s for the same patient ID Re-attending within 3 months - Children	13	245	5.3%	8.9%	11.3%	11.5%
% of FP17s for the same patient ID Re-attending within 3 months - Adults	42	554	7.6%	12.3%	14.7%	15.4%
% of FP17s for the same patient ID Re-attending between 3 & 9 months - Children	120	245	49.0%	60.2%	60.8%	59.7%
% of FP17s for the same patient ID Re-attending between 3 & 9 months - Adults	219	554	39.5%	51.1%	52.8%	51.7%
% of FP17s for Band 1 Urgent Courses	7	699	1.0%	7.4%	8.2%	9.2%
% of FP17s Relating to Free Repair or Replacements	0	699	0.0%	0.8%	0.7%	0.7%
% of FP17s Relating to Continuations	0	699	0.0%	0.8%	0.8%	0.8%
% of Patients satisfied with the dentistry they have received	1	2	N/A	94.5%	93.2%	93.5%
% of Patients satisfied with the time they had to wait for an appointment	1	2	N/A	91.1%	88.5%	87.4%

\* This is based on patients treated on this contract for their most recent course of treatment. Figures in italics indicate the base number of FP17s or Patient Questionnaire responses are less than 100. N/A is shown where the base number of responses is less than 10 during the period. % is calculated as Quantity/Base number\*100

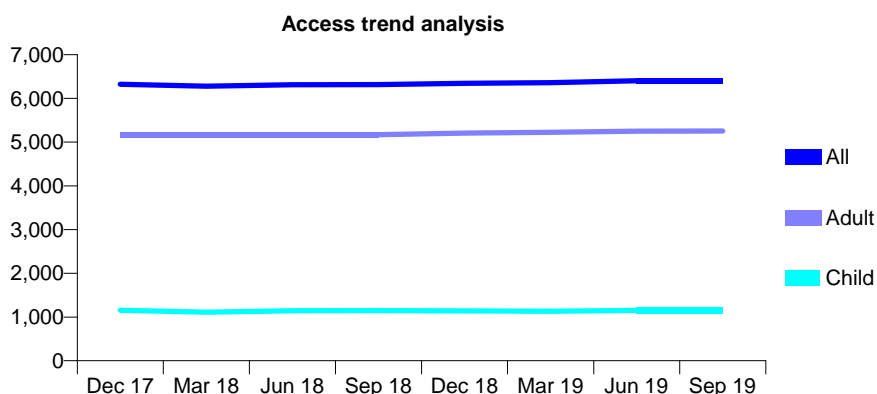
## Q53 - Vital Signs At a Glance Contract Report for 814113/0001 - September 2019

Name or company name	MR RA ARROWSMITH
Contract type name	GDS Contract
Purpose of contract	General
Contract start date	01/04/2006
Contract end date	

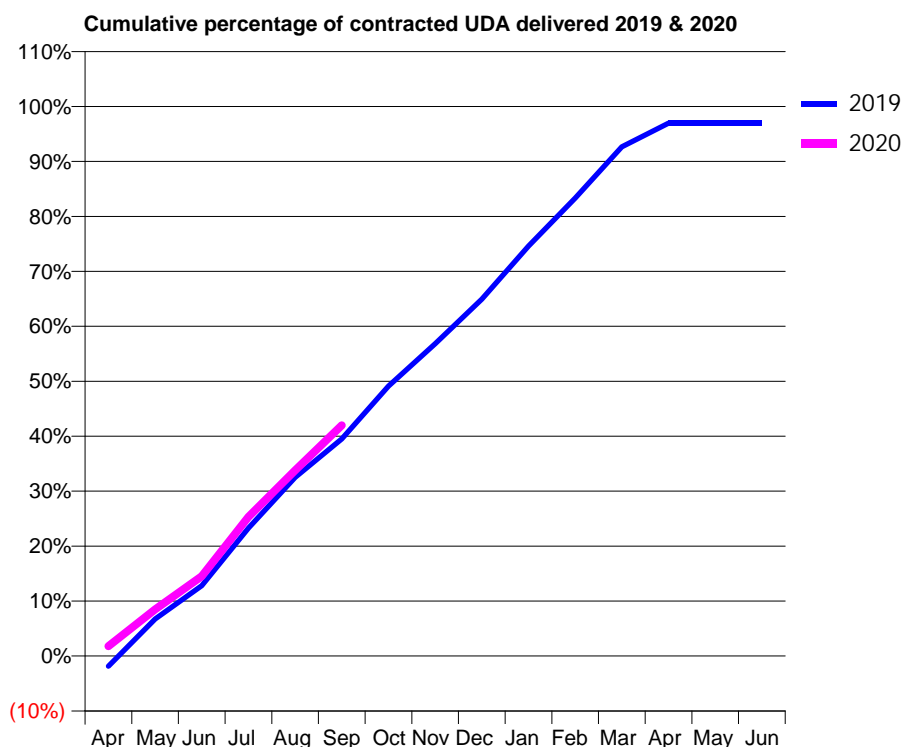
19/20 Contracted general activity (UDA)	12,778
Carry forward general activity (UDA)	388
19/20 Contracted orthodontic activity (UOA)	0
Carry forward orthodontic activity (UOA)	0
Baseline contract value	£378,542.73

### ACCESS\*

Patients seen in 24 months	Total	Change since previous quarter
Quarter ending September 2018	6,316	
Quarter ending December 2018	6,346	→
Quarter ending March 2019	6,360	→
Quarter ending June 2019	6,404	→
Quarter ending September 2019	6,405	→
<b>Variance since September 2018</b>	<b>1.4%</b>	<b>→</b>



### ACTIVITY



Month	Adjusted Scheduled Activity (UDA)	
	2019	2020
April	-240	228
May	863	1,086
June	1,636	1,855
July	2,974	3,236
August	4,157	4,319
September	5,046	5,362
October	6,279	
November	7,265	
December	8,298	
January	9,529	
February	10,651	
March	11,841	
April	12,388	
May	12,389	
June	12,389	

### QUALITY

	Quantity	Base Number	Contract	AT	Region	England
% of FP17s for the same patient ID Re-attending within 3 months - Children	43	797	5.4%	8.9%	11.3%	11.5%
% of FP17s for the same patient ID Re-attending within 3 months - Adults	319	3,332	9.6%	12.3%	14.7%	15.4%
% of FP17s for the same patient ID Re-attending between 3 & 9 months - Children	393	797	49.3%	60.2%	60.8%	59.7%
% of FP17s for the same patient ID Re-attending between 3 & 9 months - Adults	1,415	3,332	42.5%	51.1%	52.8%	51.7%
% of FP17s for Band 1 Urgent Courses	192	3,367	5.7%	7.4%	8.2%	9.2%
% of FP17s Relating to Free Repair or Replacements	19	3,367	0.6%	0.8%	0.7%	0.7%
% of FP17s Relating to Continuations	66	3,367	2.0%	0.8%	0.8%	0.8%
% of Patients satisfied with the dentistry they have received	1	1	N/A	94.5%	93.2%	93.5%
% of Patients satisfied with the time they had to wait for an appointment	1	1	N/A	91.1%	88.5%	87.4%

\* This is based on patients treated on this contract for their most recent course of treatment. Figures in italics indicate the base number of FP17s or Patient Questionnaire responses are less than 100. N/A is shown where the base number of responses is less than 10 during the period. % is calculated as Quantity/Base number\*100

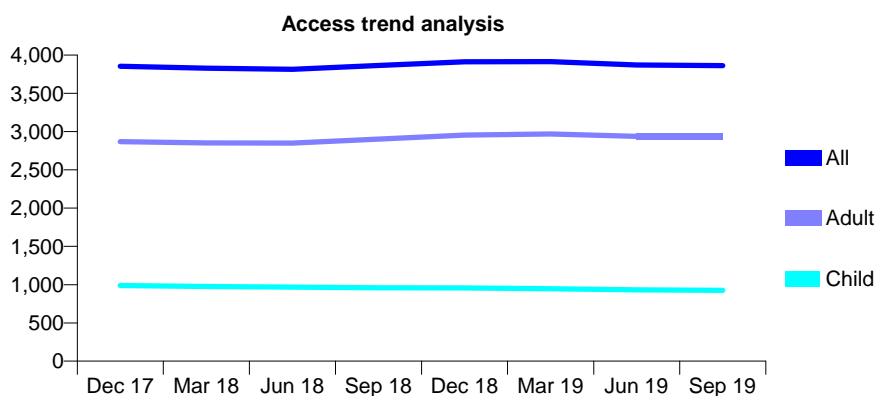
## Q53 - Vital Signs At a Glance Contract Report for 817066/0001 - September 2019

Name or company name	MR PR VICKERY
Contract type name	GDS Contract
Purpose of contract	General
Contract start date	01/04/2006
Contract end date	

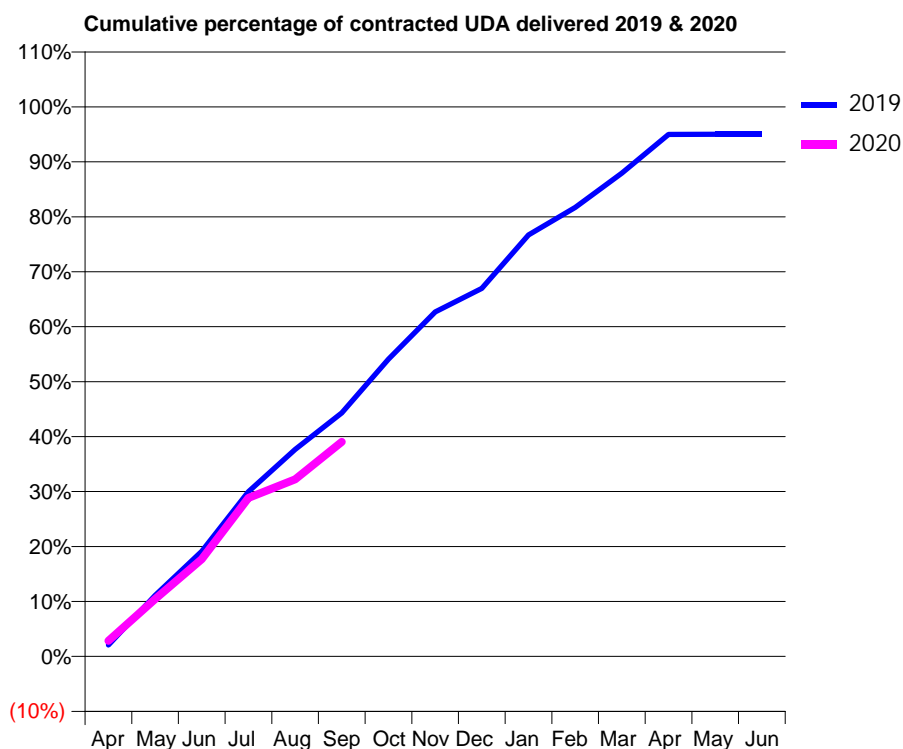
19/20 Contracted general activity (UDA)	16,087
Carry forward general activity (UDA)	0
19/20 Contracted orthodontic activity (UOA)	0
Carry forward orthodontic activity (UOA)	0
Baseline contract value	£412,502.97

### ACCESS\*

Patients seen in 24 months	Total	Change since previous quarter
Quarter ending September 2018	3,863	
Quarter ending December 2018	3,912	→
Quarter ending March 2019	3,914	→
Quarter ending June 2019	3,870	↓
Quarter ending September 2019	3,862	→
<b>Variance since September 2018</b>	<b>(0.0%)</b>	<b>→</b>



### ACTIVITY



Month	2019	2020
April	339	460
May	1,787	1,681
June	3,080	2,848
July	4,822	4,639
August	6,059	5,183
September	7,128	6,278
October	8,705	
November	10,084	
December	10,773	
January	12,338	
February	13,141	
March	14,144	
April	15,279	
May	15,284	
June	15,287	

### QUALITY

	Quantity	Base Number	Contract	AT	Region	England
% of FP17s for the same patient ID Re-attending within 3 months - Children	58	847	6.8%	8.9%	11.3%	11.5%
% of FP17s for the same patient ID Re-attending within 3 months - Adults	279	2,544	11.0%	12.3%	14.7%	15.4%
% of FP17s for the same patient ID Re-attending between 3 & 9 months - Children	615	847	72.6%	60.2%	60.8%	59.7%
% of FP17s for the same patient ID Re-attending between 3 & 9 months - Adults	1,713	2,544	67.3%	51.1%	52.8%	51.7%
% of FP17s for Band 1 Urgent Courses	190	2,899	6.6%	7.4%	8.2%	9.2%
% of FP17s Relating to Free Repair or Replacements	14	2,899	0.5%	0.8%	0.7%	0.7%
% of FP17s Relating to Continuations	21	2,899	0.7%	0.8%	0.8%	0.8%
% of Patients satisfied with the dentistry they have received	4	4	N/A	94.5%	93.2%	93.5%
% of Patients satisfied with the time they had to wait for an appointment	4	4	N/A	91.1%	88.5%	87.4%

\* This is based on patients treated on this contract for their most recent course of treatment. Figures in italics indicate the base number of FP17s or Patient Questionnaire responses are less than 100. N/A is shown where the base number of responses is less than 10 during the period. % is calculated as Quantity/Base number\*100

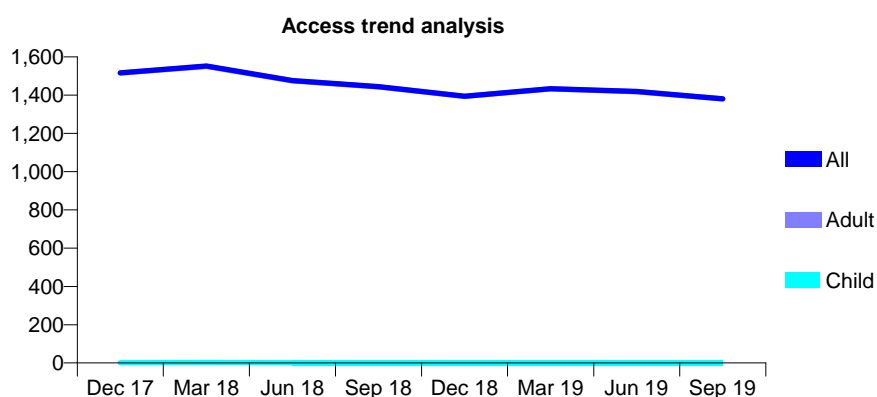
## Q53 - Vital Signs At a Glance Contract Report for 819166/0001 - September 2019

Name or company name	MRS CA HARRINGTON
Contract type name	GDS Contract
Purpose of contract	General
Contract start date	18/09/2006
Contract end date	

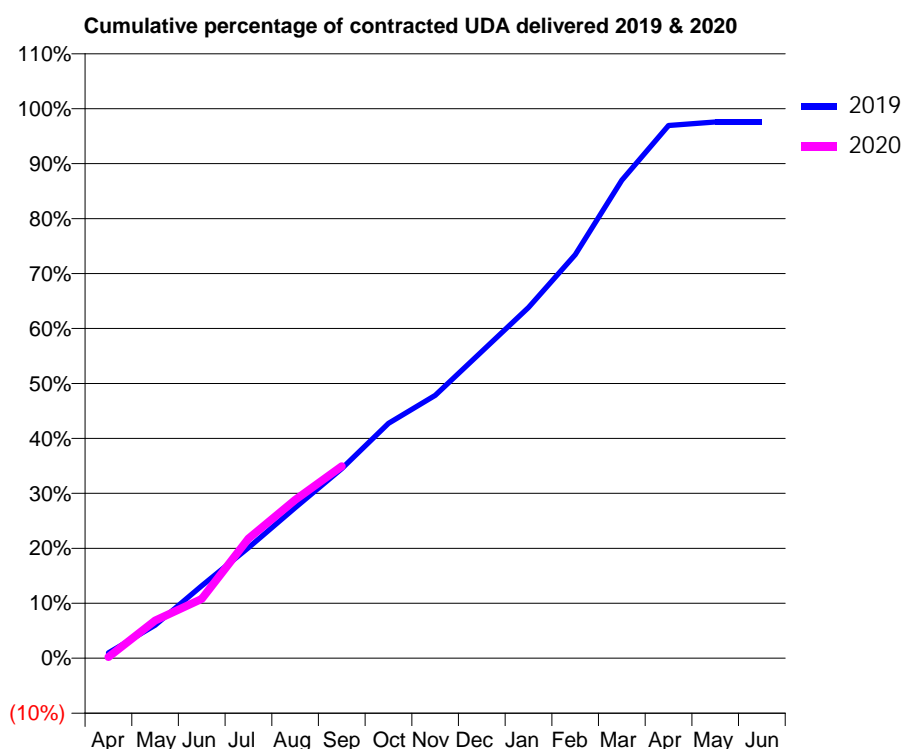
19/20 Contracted general activity (UDA)	4,264
Carry forward general activity (UDA)	104
19/20 Contracted orthodontic activity (UOA)	0
Carry forward orthodontic activity (UOA)	0
Baseline contract value	£120,480.97

### ACCESS\*

Patients seen in 24 months	Total	Change since previous quarter
Quarter ending September 2018	1,444	
Quarter ending December 2018	1,394	↓
Quarter ending March 2019	1,434	↑
Quarter ending June 2019	1,419	↓
Quarter ending September 2019	1,381	↓
<b>Variance since September 2018</b>	<b>(4.4%)</b>	<b>↓</b>



### ACTIVITY



Month	2019	2020
April	42	10
May	257	293
June	563	460
July	857	928
August	1,168	1,229
September	1,471	1,490
October	1,823	
November	2,040	
December	2,379	
January	2,720	
February	3,130	
March	3,708	
April	4,133	
May	4,160	
June	4,160	

### QUALITY

	Quantity	Base Number	Contract	AT	Region	England
% of FP17s for the same patient ID Re-attending within 3 months - Children	0	0	N/A	8.9%	11.3%	11.5%
% of FP17s for the same patient ID Re-attending within 3 months - Adults	51	688	7.4%	12.3%	14.7%	15.4%
% of FP17s for the same patient ID Re-attending between 3 & 9 months - Children	0	0	N/A	60.2%	60.8%	59.7%
% of FP17s for the same patient ID Re-attending between 3 & 9 months - Adults	308	688	44.8%	51.1%	52.8%	51.7%
% of FP17s for Band 1 Urgent Courses	34	604	5.6%	7.4%	8.2%	9.2%
% of FP17s Relating to Free Repair or Replacements	0	604	0.0%	0.8%	0.7%	0.7%
% of FP17s Relating to Continuations	0	604	0.0%	0.8%	0.8%	0.8%
% of Patients satisfied with the dentistry they have received	1	1	N/A	94.5%	93.2%	93.5%
% of Patients satisfied with the time they had to wait for an appointment	0	1	N/A	91.1%	88.5%	87.4%

\* This is based on patients treated on this contract for their most recent course of treatment.

Figures in italics indicate the base number of FP17s or Patient Questionnaire responses are less than 100. N/A is shown where the base number of responses is less than 10 during the period. % is calculated as Quantity/Base number\*100

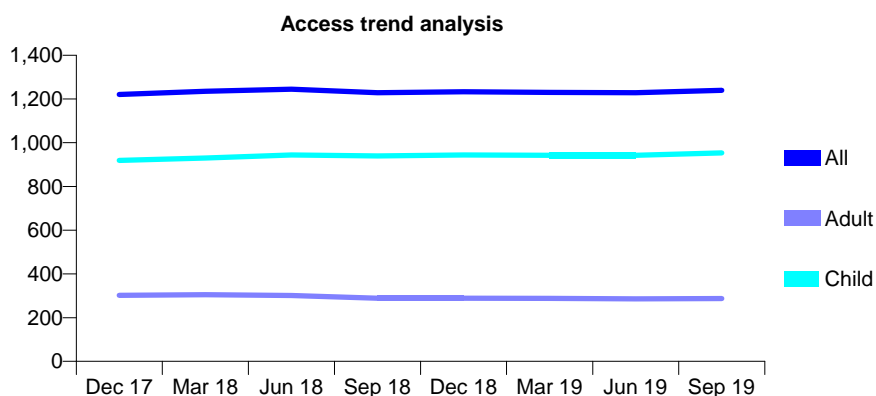
## Q53 - Vital Signs At a Glance Contract Report for 825212/0004 - September 2019

Name or company name	MR D DALBY
Contract type name	GDS Contract
Purpose of contract	General
Contract start date	01/08/2012
Contract end date	

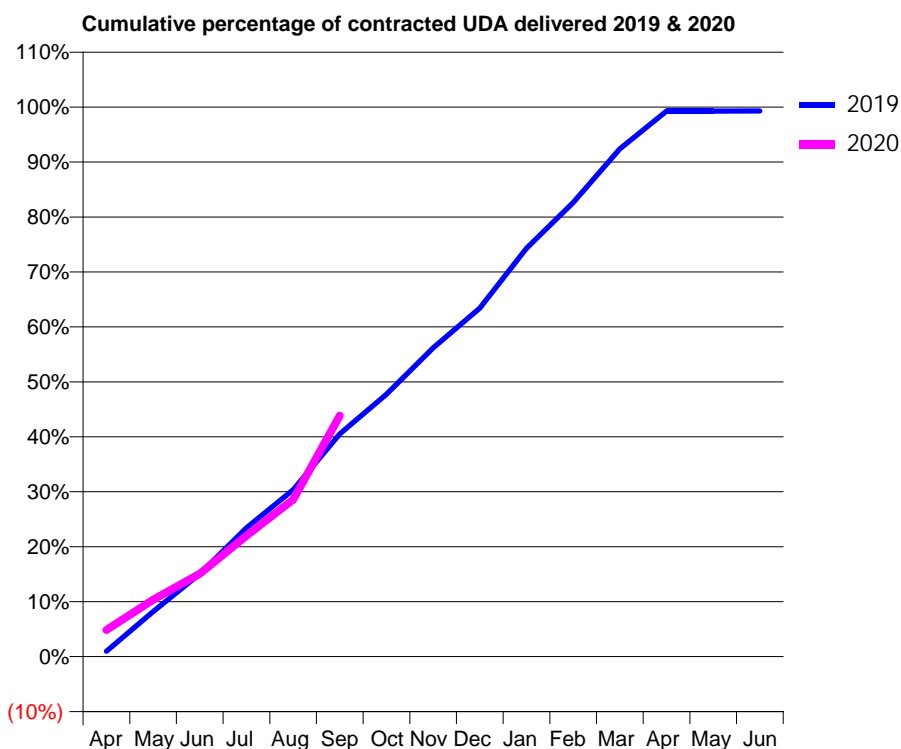
19/20 Contracted general activity (UDA)	2,200
Carry forward general activity (UDA)	15
19/20 Contracted orthodontic activity (UOA)	0
Carry forward orthodontic activity (UOA)	0
Baseline contract value	£66,149.17

### ACCESS\*

Patients seen in 24 months	Total	Change since previous quarter
Quarter ending September 2018	1,229	
Quarter ending December 2018	1,233	→
Quarter ending March 2019	1,230	→
Quarter ending June 2019	1,229	→
Quarter ending September 2019	1,240	→
<b>Variance since September 2018</b>	<b>0.9%</b>	<b>→</b>



### ACTIVITY



Month	Adjusted Scheduled Activity (UDA)	
	2019	2020
April	22	107
May	181	228
June	331	332
July	516	484
August	668	629
September	892	964
October	1,050	
November	1,236	
December	1,395	
January	1,634	
February	1,818	
March	2,033	
April	2,184	
May	2,184	
June	2,185	

### QUALITY

	Quantity	Base Number	Contract	AT	Region	England
% of FP17s for the same patient ID Re-attending within 3 months - Children	76	788	9.6%	8.9%	11.3%	11.5%
% of FP17s for the same patient ID Re-attending within 3 months - Adults	6	116	5.2%	12.3%	14.7%	15.4%
% of FP17s for the same patient ID Re-attending between 3 & 9 months - Children	449	788	57.0%	60.2%	60.8%	59.7%
% of FP17s for the same patient ID Re-attending between 3 & 9 months - Adults	52	116	44.8%	51.1%	52.8%	51.7%
% of FP17s for Band 1 Urgent Courses	32	785	4.1%	7.4%	8.2%	9.2%
% of FP17s Relating to Free Repair or Replacements	0	785	0.0%	0.8%	0.7%	0.7%
% of FP17s Relating to Continuations	7	785	0.9%	0.8%	0.8%	0.8%
% of Patients satisfied with the dentistry they have received	0	0	N/A	94.5%	93.2%	93.5%
% of Patients satisfied with the time they had to wait for an appointment	0	0	N/A	91.1%	88.5%	87.4%

\* This is based on patients treated on this contract for their most recent course of treatment. Figures in italics indicate the base number of FP17s or Patient Questionnaire responses are less than 100. N/A is shown where the base number of responses is less than 10 during the period. % is calculated as Quantity/Base number\*100

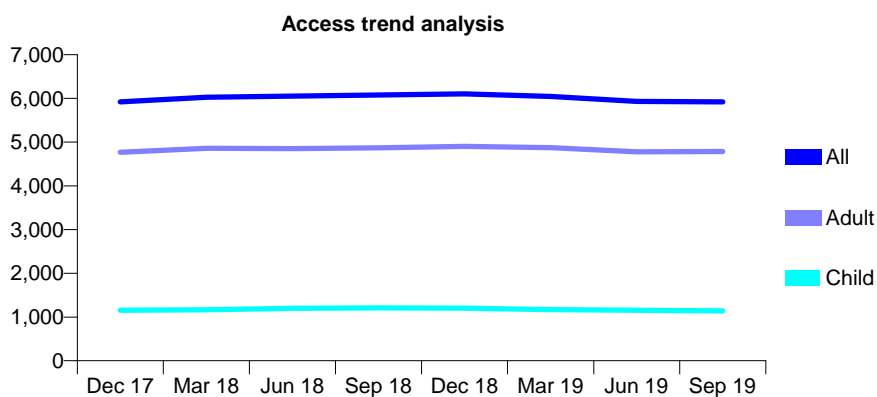
## Q53 - Vital Signs At a Glance Contract Report for 831662/0001 - September 2019

Name or company name	MR SJ THOMAS
Contract type name	GDS Contract
Purpose of contract	General
Contract start date	01/04/2006
Contract end date	

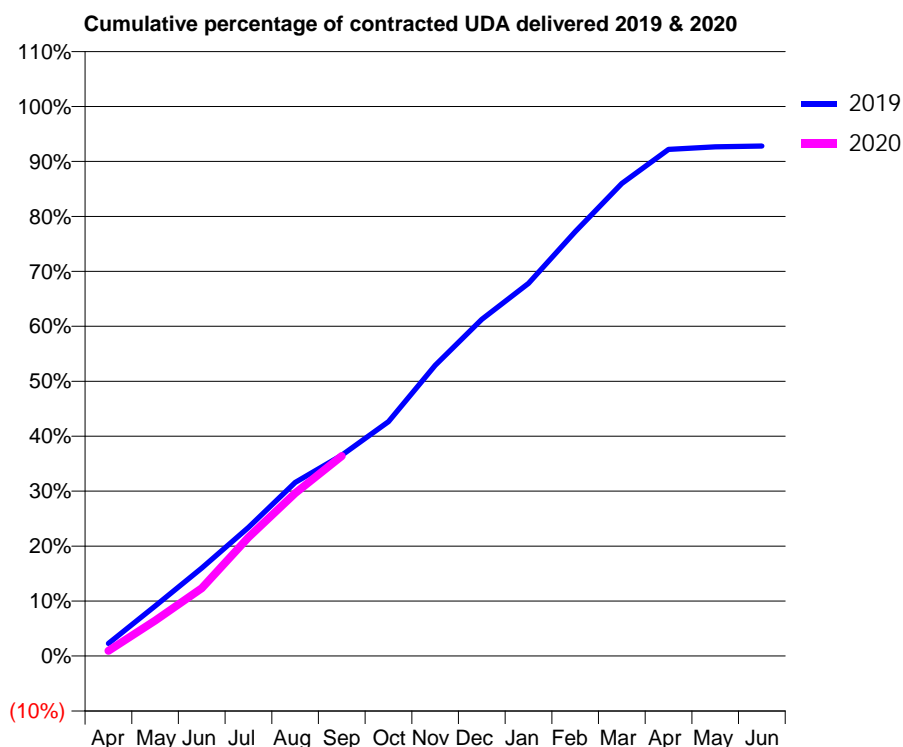
19/20 Contracted general activity (UDA)	18,115
Carry forward general activity (UDA)	0
19/20 Contracted orthodontic activity (UOA)	0
Carry forward orthodontic activity (UOA)	0
Baseline contract value	£536,610.57

### ACCESS\*

Patients seen in 24 months	Total	Change since previous quarter
Quarter ending September 2018	6,077	
Quarter ending December 2018	6,105	→
Quarter ending March 2019	6,045	→
Quarter ending June 2019	5,932	↓
Quarter ending September 2019	5,921	→
<b>Variance since September 2018</b>	<b>(2.6%)</b>	<b>↓</b>



### ACTIVITY



Month	Adjusted Scheduled Activity (UDA)	
	2019	2020
April	415	172
May	1,651	1,171
June	2,900	2,237
July	4,238	3,911
August	5,723	5,372
September	6,618	6,593
October	7,726	
November	9,583	
December	11,099	
January	12,286	
February	13,991	
March	15,575	
April	16,696	
May	16,781	
June	16,814	

### QUALITY

	Quantity	Base Number	Contract	AT	Region	England
% of FP17s for the same patient ID Re-attending within 3 months - Children	36	870	4.1%	8.9%	11.3%	11.5%
% of FP17s for the same patient ID Re-attending within 3 months - Adults	401	3,094	13.0%	12.3%	14.7%	15.4%
% of FP17s for the same patient ID Re-attending between 3 & 9 months - Children	549	870	63.1%	60.2%	60.8%	59.7%
% of FP17s for the same patient ID Re-attending between 3 & 9 months - Adults	1,135	3,094	36.7%	51.1%	52.8%	51.7%
% of FP17s for Band 1 Urgent Courses	262	3,603	7.3%	7.4%	8.2%	9.2%
% of FP17s Relating to Free Repair or Replacements	43	3,603	1.2%	0.8%	0.7%	0.7%
% of FP17s Relating to Continuations	66	3,603	1.8%	0.8%	0.8%	0.8%
% of Patients satisfied with the dentistry they have received	3	3	N/A	94.5%	93.2%	93.5%
% of Patients satisfied with the time they had to wait for an appointment	3	3	N/A	91.1%	88.5%	87.4%

\* This is based on patients treated on this contract for their most recent course of treatment. Figures in italics indicate the base number of FP17s or Patient Questionnaire responses are less than 100. N/A is shown where the base number of responses is less than 10 during the period. % is calculated as Quantity/Base number\*100

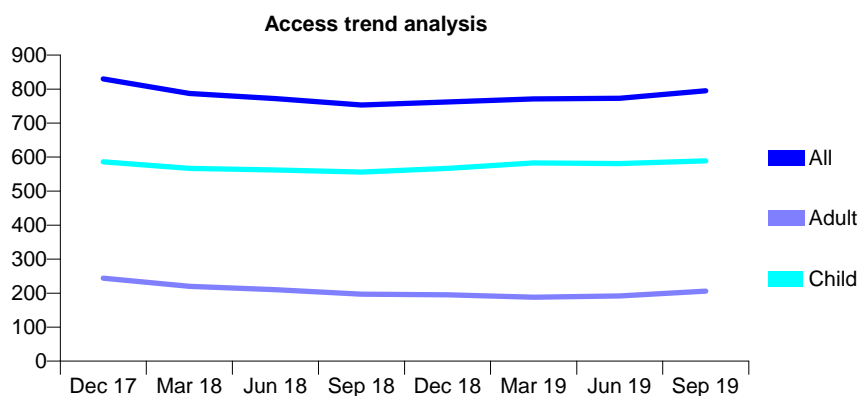
## Q53 - Vital Signs At a Glance Contract Report for 835765/0001 - September 2019

Name or company name	MISS P WILKES
Contract type name	GDS Contract
Purpose of contract	General
Contract start date	01/08/2008
Contract end date	

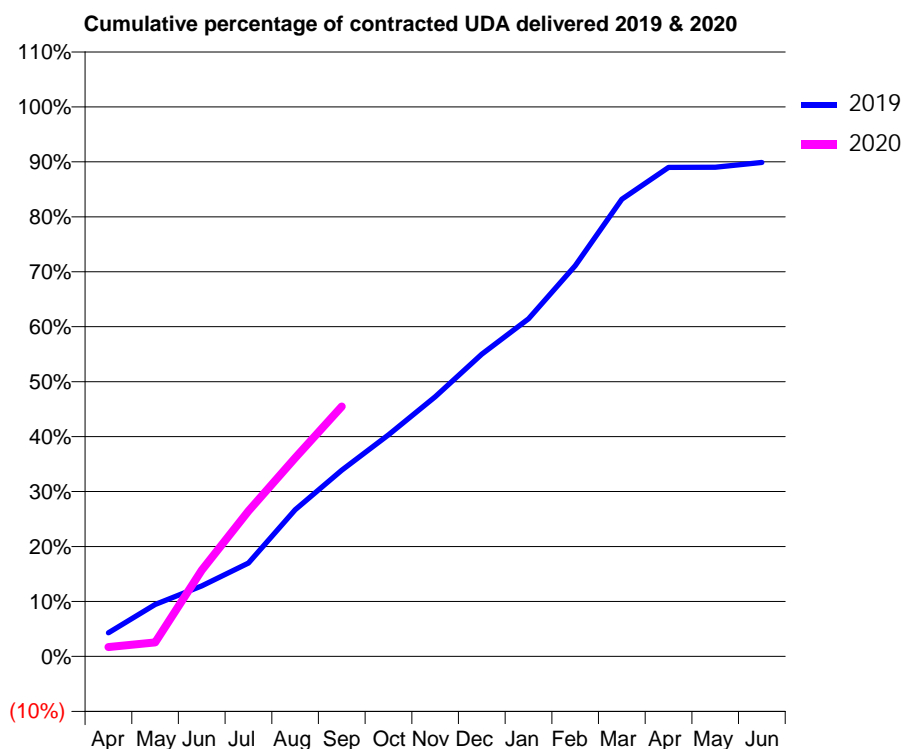
19/20 Contracted general activity (UDA)	1,750
Carry forward general activity (UDA)	0
19/20 Contracted orthodontic activity (UOA)	0
Carry forward orthodontic activity (UOA)	0
Baseline contract value	£41,643.70

### ACCESS\*

Patients seen in 24 months	Total	Change since previous quarter
Quarter ending September 2018	753	
Quarter ending December 2018	762	→
Quarter ending March 2019	771	→
Quarter ending June 2019	773	→
Quarter ending September 2019	795	↑
<b>Variance since September 2018</b>	<b>5.6%</b>	<b>↑</b>



### ACTIVITY



Month	Adjusted Scheduled Activity (UDA)	
	2019	2020
April	75	30
May	165	45
June	224	274
July	297	463
August	467	632
September	593	796
October	705	
November	827	
December	963	
January	1,075	
February	1,245	
March	1,456	
April	1,557	
May	1,558	
June	1,573	

### QUALITY

	Quantity	Base Number	Contract	AT	Region	England
% of FP17s for the same patient ID Re-attending within 3 months - Children	23	460	5.0%	8.9%	11.3%	11.5%
% of FP17s for the same patient ID Re-attending within 3 months - Adults	8	128	6.3%	12.3%	14.7%	15.4%
% of FP17s for the same patient ID Re-attending between 3 & 9 months - Children	309	460	67.2%	60.2%	60.8%	59.7%
% of FP17s for the same patient ID Re-attending between 3 & 9 months - Adults	63	128	49.2%	51.1%	52.8%	51.7%
% of FP17s for Band 1 Urgent Courses	18	538	3.3%	7.4%	8.2%	9.2%
% of FP17s Relating to Free Repair or Replacements	0	538	0.0%	0.8%	0.7%	0.7%
% of FP17s Relating to Continuations	3	538	0.6%	0.8%	0.8%	0.8%
% of Patients satisfied with the dentistry they have received	0	0	N/A	94.5%	93.2%	93.5%
% of Patients satisfied with the time they had to wait for an appointment	0	0	N/A	91.1%	88.5%	87.4%

\* This is based on patients treated on this contract for their most recent course of treatment. Figures in italics indicate the base number of FP17s or Patient Questionnaire responses are less than 100. N/A is shown where the base number of responses is less than 10 during the period. % is calculated as Quantity/Base number\*100

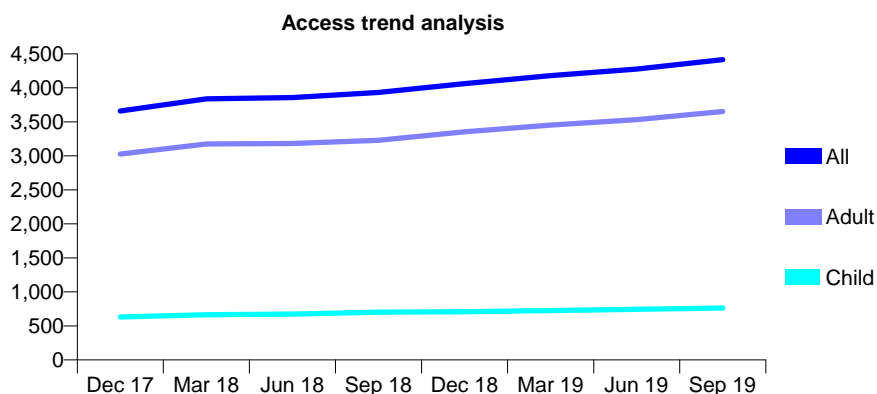
## Q53 - Vital Signs At a Glance Contract Report for 836354/0001 - September 2019

Name or company name	MR SS HOTH
Contract type name	GDS Contract
Purpose of contract	General
Contract start date	01/04/2006
Contract end date	

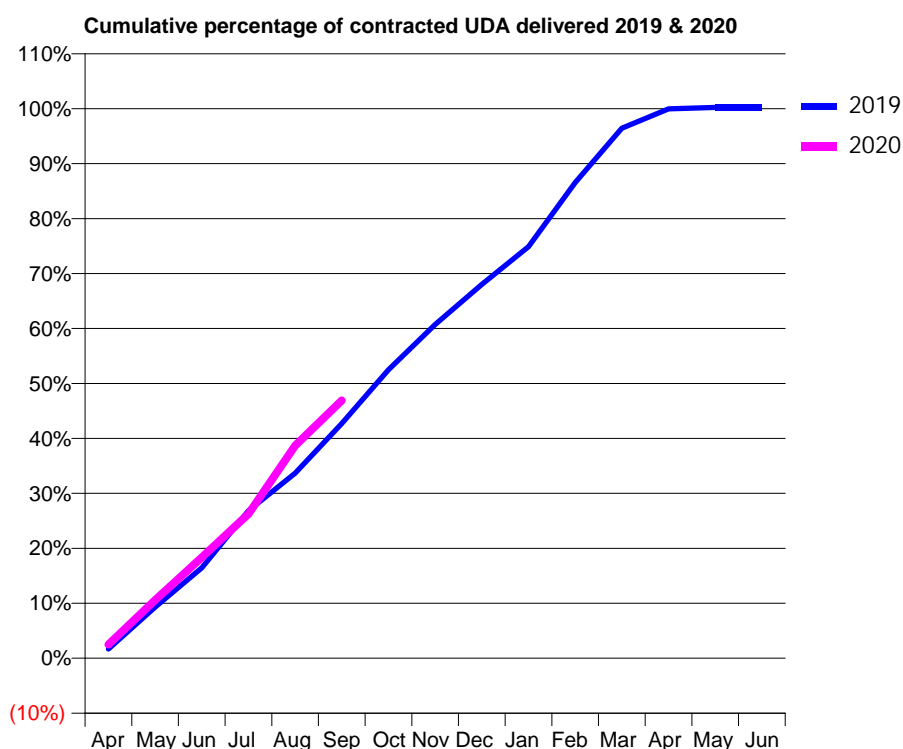
19/20 Contracted general activity (UDA)	11,116
Carry forward general activity (UDA)	-22
19/20 Contracted orthodontic activity (UOA)	0
Carry forward orthodontic activity (UOA)	0
Baseline contract value	£339,135.00

### ACCESS\*

Patients seen in 24 months	Total	Change since previous quarter
Quarter ending September 2018	3,933	
Quarter ending December 2018	4,061	↑
Quarter ending March 2019	4,179	↑
Quarter ending June 2019	4,277	↑
Quarter ending September 2019	4,414	↑
<b>Variance since September 2018</b>	<b>12.2%</b>	<b>↑</b>



### ACTIVITY



Month	2019	2020
April	189	276
May	1,035	1,176
June	1,828	2,038
July	2,986	2,918
August	3,747	4,301
September	4,749	5,212
October	5,835	
November	6,750	
December	7,559	
January	8,325	
February	9,623	
March	10,720	
April	11,112	
May	11,139	
June	11,139	

### QUALITY

	Quantity	Base Number	Contract	AT	Region	England
% of FP17s for the same patient ID Re-attending within 3 months - Children	54	597	9.0%	8.9%	11.3%	11.5%
% of FP17s for the same patient ID Re-attending within 3 months - Adults	270	2,362	11.4%	12.3%	14.7%	15.4%
% of FP17s for the same patient ID Re-attending between 3 & 9 months - Children	377	597	63.1%	60.2%	60.8%	59.7%
% of FP17s for the same patient ID Re-attending between 3 & 9 months - Adults	1,142	2,362	48.3%	51.1%	52.8%	51.7%
% of FP17s for Band 1 Urgent Courses	212	2,744	7.7%	7.4%	8.2%	9.2%
% of FP17s Relating to Free Repair or Replacements	23	2,744	0.8%	0.8%	0.7%	0.7%
% of FP17s Relating to Continuations	3	2,744	0.1%	0.8%	0.8%	0.8%
% of Patients satisfied with the dentistry they have received	5	5	N/A	94.5%	93.2%	93.5%
% of Patients satisfied with the time they had to wait for an appointment	5	5	N/A	91.1%	88.5%	87.4%

\* This is based on patients treated on this contract for their most recent course of treatment.

Figures in italics indicate the base number of FP17s or Patient Questionnaire responses are less than 100. N/A is shown where the base number of responses is less than 10 during the period. % is calculated as Quantity/Base number\*100



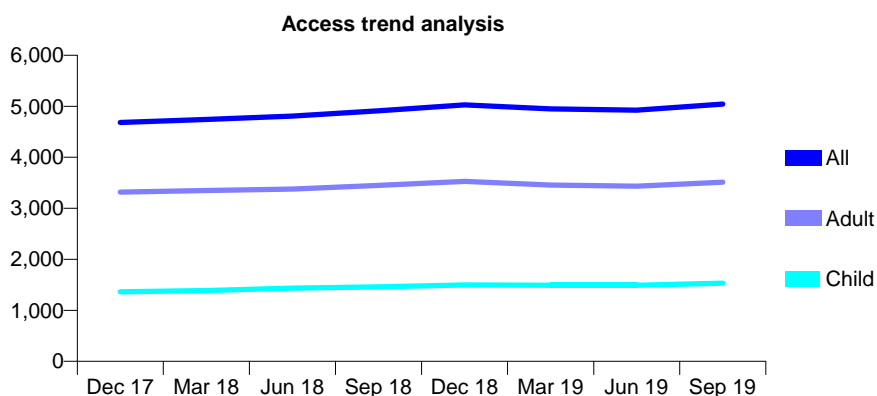
## Q53 - Vital Signs At a Glance Contract Report for 841196/0001 - September 2019

Name or company name	MR A KAKAY AFSHARY
Contract type name	GDS Contract
Purpose of contract	General
Contract start date	01/04/2006
Contract end date	

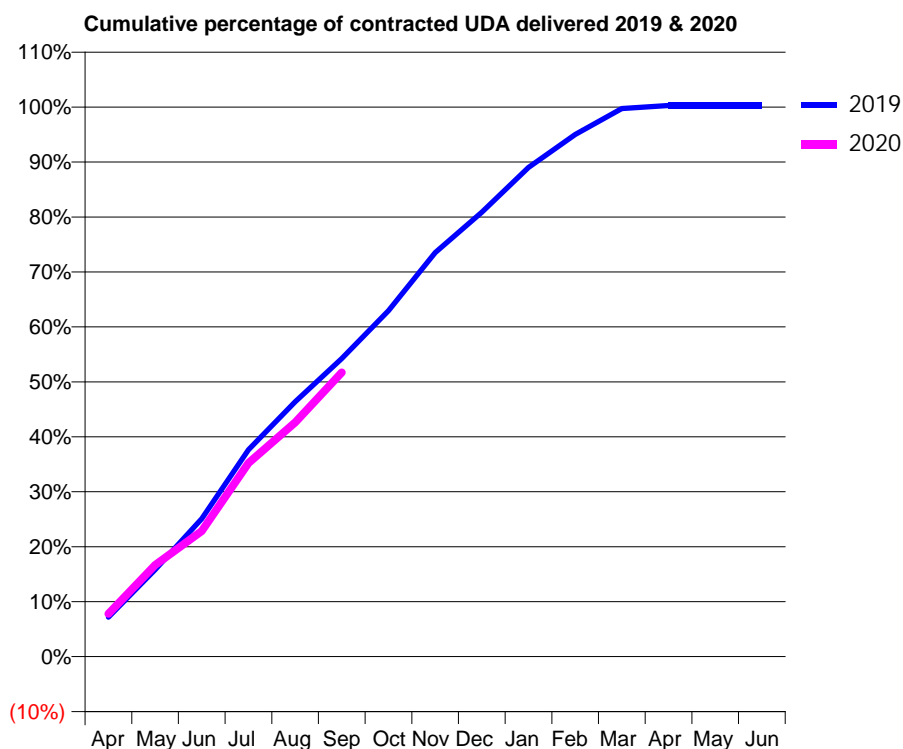
19/20 Contracted general activity (UDA)	11,465
Carry forward general activity (UDA)	-33
19/20 Contracted orthodontic activity (UOA)	0
Carry forward orthodontic activity (UOA)	0
Baseline contract value	£356,223.75

### ACCESS\*

Patients seen in 24 months	Total	Change since previous quarter
Quarter ending September 2018	4,911	
Quarter ending December 2018	5,027	↑
Quarter ending March 2019	4,948	↓
Quarter ending June 2019	4,925	→
Quarter ending September 2019	5,045	↑
<b>Variance since September 2018</b>	<b>2.7%</b>	<b>↑</b>



### ACTIVITY



Month	Adjusted Scheduled Activity (UDA)	
	2019	2020
April	823	893
May	1,814	1,913
June	2,878	2,620
July	4,317	4,039
August	5,319	4,887
September	6,218	5,928
October	7,218	
November	8,428	
December	9,269	
January	10,206	
February	10,893	
March	11,434	
April	11,497	
May	11,499	
June	11,499	

### QUALITY

	Quantity	Base Number	Contract	AT	Region	England
% of FP17s for the same patient ID Re-attending within 3 months - Children	35	976	3.6%	8.9%	11.3%	11.5%
% of FP17s for the same patient ID Re-attending within 3 months - Adults	121	1,999	6.1%	12.3%	14.7%	15.4%
% of FP17s for the same patient ID Re-attending between 3 & 9 months - Children	504	976	51.6%	60.2%	60.8%	59.7%
% of FP17s for the same patient ID Re-attending between 3 & 9 months - Adults	1,010	1,999	50.5%	51.1%	52.8%	51.7%
% of FP17s for Band 1 Urgent Courses	38	2,927	1.3%	7.4%	8.2%	9.2%
% of FP17s Relating to Free Repair or Replacements	7	2,927	0.2%	0.8%	0.7%	0.7%
% of FP17s Relating to Continuations	0	2,927	0.0%	0.8%	0.8%	0.8%
% of Patients satisfied with the dentistry they have received	1	1	N/A	94.5%	93.2%	93.5%
% of Patients satisfied with the time they had to wait for an appointment	1	1	N/A	91.1%	88.5%	87.4%

\* This is based on patients treated on this contract for their most recent course of treatment. Figures in italics indicate the base number of FP17s or Patient Questionnaire responses are less than 100. N/A is shown where the base number of responses is less than 10 during the period. % is calculated as Quantity/Base number\*100

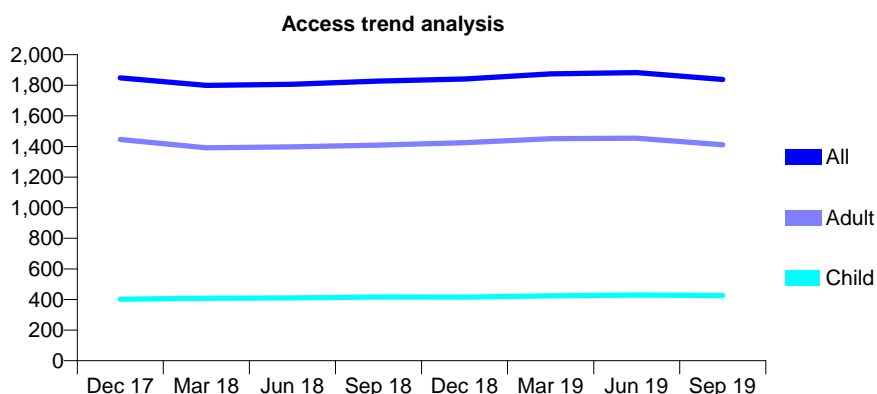
## Q53 - Vital Signs At a Glance Contract Report for 841315/0003 - September 2019

Name or company name	MRS S BALKRISHNA
Contract type name	GDS Contract
Purpose of contract	General
Contract start date	01/04/2006
Contract end date	

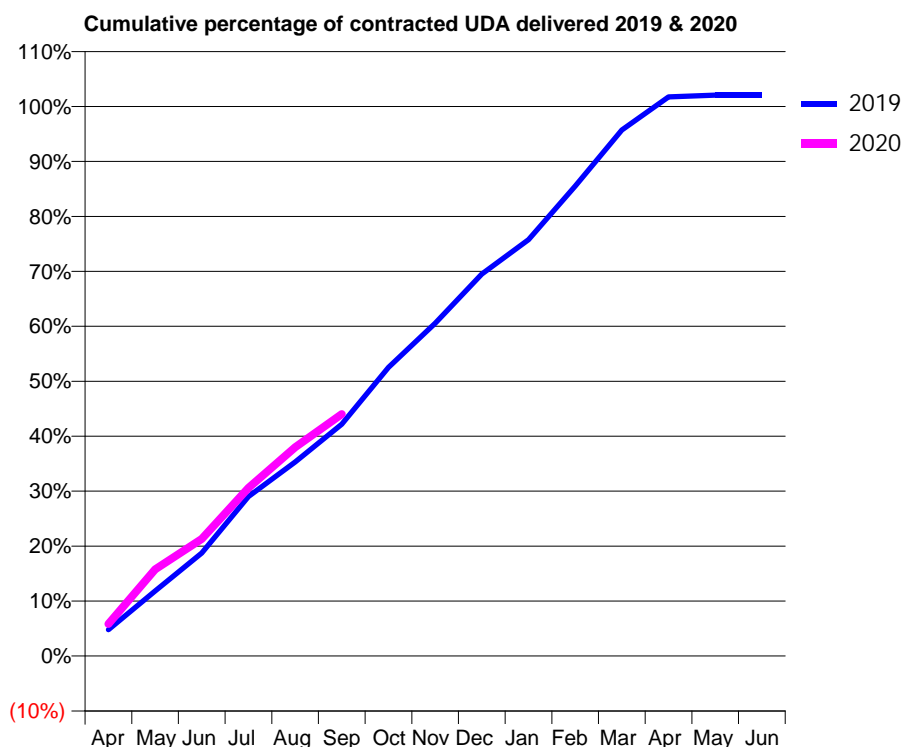
19/20 Contracted general activity (UDA)	5,472
Carry forward general activity (UDA)	-109
19/20 Contracted orthodontic activity (UOA)	0
Carry forward orthodontic activity (UOA)	0
Baseline contract value	£132,869.48

### ACCESS\*

Patients seen in 24 months	Total	Change since previous quarter
Quarter ending September 2018	1,827	
Quarter ending December 2018	1,841	→
Quarter ending March 2019	1,875	→
Quarter ending June 2019	1,883	→
Quarter ending September 2019	1,838	↓
<b>Variance since September 2018</b>	<b>0.6%</b>	<b>→</b>



### ACTIVITY



Month	Adjusted Scheduled Activity (UDA)	
	2019	2020
April	262	319
May	649	862
June	1,026	1,165
July	1,588	1,674
August	1,933	2,079
September	2,309	2,410
October	2,874	
November	3,313	
December	3,803	
January	4,145	
February	4,681	
March	5,238	
April	5,567	
May	5,585	
June	5,585	

### QUALITY

	Quantity	Base Number	Contract	AT	Region	England
% of FP17s for the same patient ID Re-attending within 3 months - Children	20	254	7.9%	8.9%	11.3%	11.5%
% of FP17s for the same patient ID Re-attending within 3 months - Adults	122	829	14.7%	12.3%	14.7%	15.4%
% of FP17s for the same patient ID Re-attending between 3 & 9 months - Children	143	254	56.3%	60.2%	60.8%	59.7%
% of FP17s for the same patient ID Re-attending between 3 & 9 months - Adults	451	829	54.4%	51.1%	52.8%	51.7%
% of FP17s for Band 1 Urgent Courses	34	967	3.5%	7.4%	8.2%	9.2%
% of FP17s Relating to Free Repair or Replacements	8	967	0.8%	0.8%	0.7%	0.7%
% of FP17s Relating to Continuations	19	967	2.0%	0.8%	0.8%	0.8%
% of Patients satisfied with the dentistry they have received	1	1	N/A	94.5%	93.2%	93.5%
% of Patients satisfied with the time they had to wait for an appointment	1	1	N/A	91.1%	88.5%	87.4%

\* This is based on patients treated on this contract for their most recent course of treatment. Figures in italics indicate the base number of FP17s or Patient Questionnaire responses are less than 100. N/A is shown where the base number of responses is less than 10 during the period. % is calculated as Quantity/Base number\*100

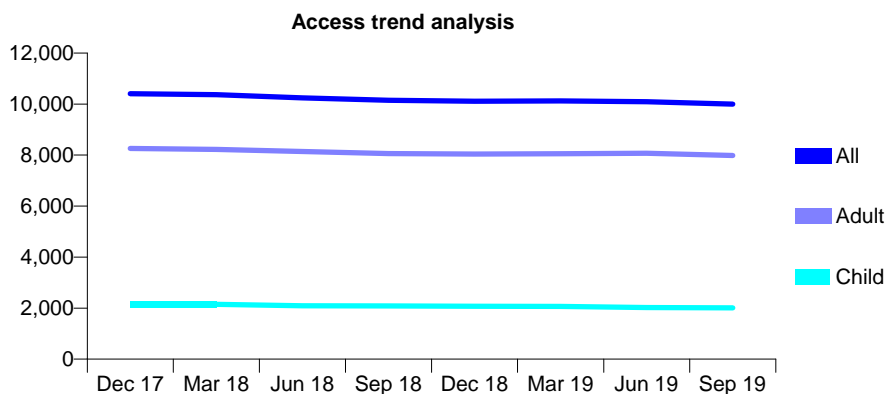
## Q53 - Vital Signs At a Glance Contract Report for 847518/0001 - September 2019

Name or company name	MR KS SHOKER
Contract type name	GDS Contract
Purpose of contract	General
Contract start date	01/04/2006
Contract end date	

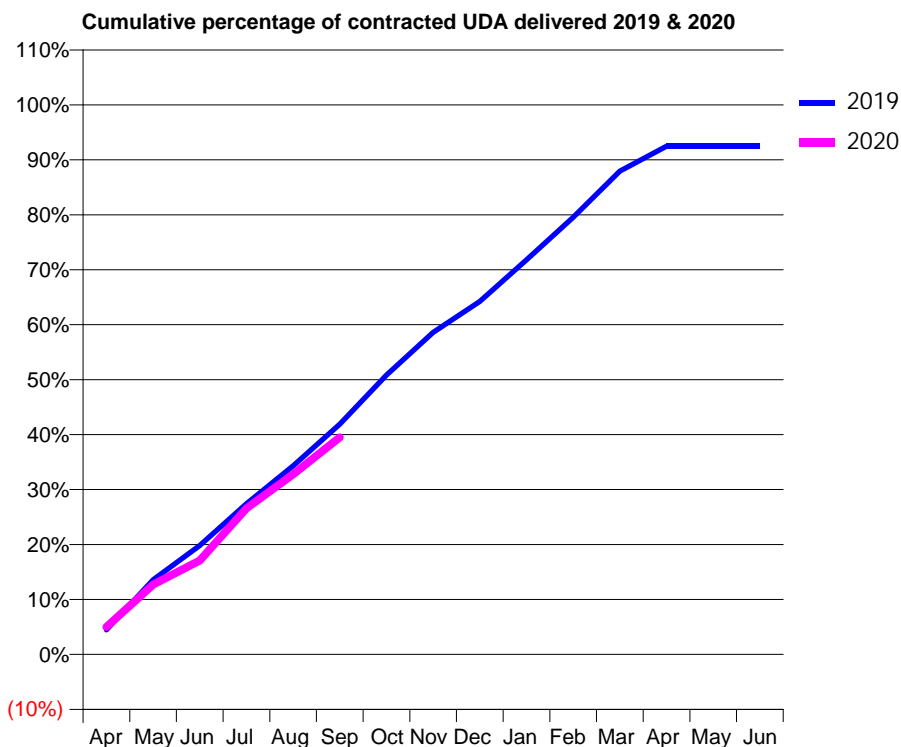
19/20 Contracted general activity (UDA)	25,422
Carry forward general activity (UDA)	0
19/20 Contracted orthodontic activity (UOA)	0
Carry forward orthodontic activity (UOA)	0
Baseline contract value	£690,231.02

### ACCESS\*

Patients seen in 24 months	Total	Change since previous quarter
Quarter ending September 2018	10,150	
Quarter ending December 2018	10,111	→
Quarter ending March 2019	10,125	→
Quarter ending June 2019	10,093	→
Quarter ending September 2019	9,999	→
<b>Variance since September 2018</b>	<b>(1.5%)</b>	<b>↓</b>



### ACTIVITY



Month	2019	2020
April	1,138	1,276
May	3,457	3,227
June	5,037	4,344
July	6,975	6,755
August	8,724	8,334
September	10,652	10,048
October	12,922	
November	14,905	
December	16,329	
January	18,250	
February	20,222	
March	22,352	
April	23,507	
May	23,505	
June	23,505	

### QUALITY

	Quantity	Base Number	Contract	AT	Region	England
% of FP17s for the same patient ID Re-attending within 3 months - Children	86	1,304	6.6%	8.9%	11.3%	11.5%
% of FP17s for the same patient ID Re-attending within 3 months - Adults	568	4,668	12.2%	12.3%	14.7%	15.4%
% of FP17s for the same patient ID Re-attending between 3 & 9 months - Children	643	1,304	49.3%	60.2%	60.8%	59.7%
% of FP17s for the same patient ID Re-attending between 3 & 9 months - Adults	2,135	4,668	45.7%	51.1%	52.8%	51.7%
% of FP17s for Band 1 Urgent Courses	310	5,278	5.9%	7.4%	8.2%	9.2%
% of FP17s Relating to Free Repair or Replacements	27	5,278	0.5%	0.8%	0.7%	0.7%
% of FP17s Relating to Continuations	62	5,278	1.2%	0.8%	0.8%	0.8%
% of Patients satisfied with the dentistry they have received	5	5	N/A	94.5%	93.2%	93.5%
% of Patients satisfied with the time they had to wait for an appointment	5	5	N/A	91.1%	88.5%	87.4%

\* This is based on patients treated on this contract for their most recent course of treatment. Figures in italics indicate the base number of FP17s or Patient Questionnaire responses are less than 100. N/A is shown where the base number of responses is less than 10 during the period. % is calculated as Quantity/Base number\*100

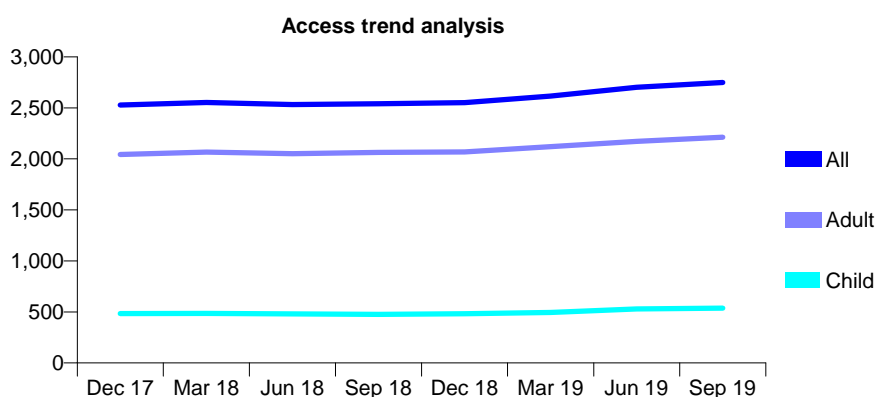
## Q53 - Vital Signs At a Glance Contract Report for 848026/0001 - September 2019

Name or company name	Regent Street Dental Practice
Contract type name	GDS Contract
Purpose of contract	General
Contract start date	01/04/2006
Contract end date	

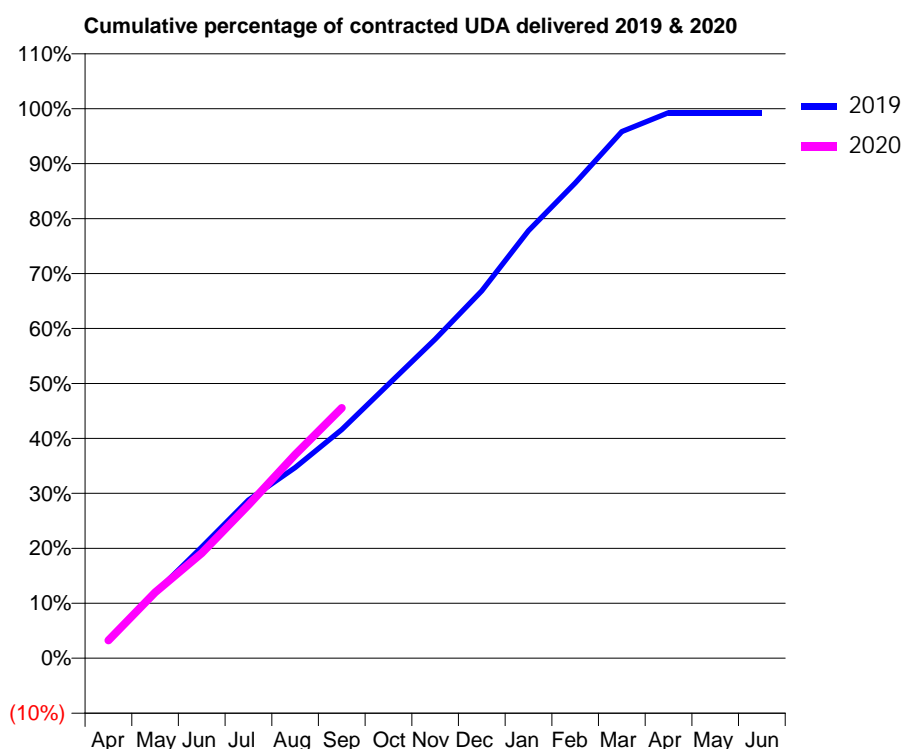
19/20 Contracted general activity (UDA)	7,468
Carry forward general activity (UDA)	55
19/20 Contracted orthodontic activity (UOA)	0
Carry forward orthodontic activity (UOA)	0
Baseline contract value	£232,021.07

### ACCESS\*

Patients seen in 24 months	Total	Change since previous quarter
Quarter ending September 2018	2,540	
Quarter ending December 2018	2,551	→
Quarter ending March 2019	2,615	↑
Quarter ending June 2019	2,702	↑
Quarter ending September 2019	2,749	→
<b>Variance since September 2018</b>	<b>8.2%</b>	<b>↑</b>



### ACTIVITY



Month	2019	2020
April	257	241
May	889	894
June	1,510	1,429
July	2,151	2,084
August	2,592	2,767
September	3,108	3,401
October	3,723	
November	4,337	
December	4,992	
January	5,808	
February	6,459	
March	7,155	
April	7,412	
May	7,412	
June	7,412	

### QUALITY

	Quantity	Base Number	Contract	AT	Region	England
% of FP17s for the same patient ID Re-attending within 3 months - Children	15	382	3.9%	8.9%	11.3%	11.5%
% of FP17s for the same patient ID Re-attending within 3 months - Adults	118	1,387	8.5%	12.3%	14.7%	15.4%
% of FP17s for the same patient ID Re-attending between 3 & 9 months - Children	191	382	50.0%	60.2%	60.8%	59.7%
% of FP17s for the same patient ID Re-attending between 3 & 9 months - Adults	577	1,387	41.6%	51.1%	52.8%	51.7%
% of FP17s for Band 1 Urgent Courses	116	1,660	7.0%	7.4%	8.2%	9.2%
% of FP17s Relating to Free Repair or Replacements	0	1,660	0.0%	0.8%	0.7%	0.7%
% of FP17s Relating to Continuations	4	1,660	0.2%	0.8%	0.8%	0.8%
% of Patients satisfied with the dentistry they have received	2	2	N/A	94.5%	93.2%	93.5%
% of Patients satisfied with the time they had to wait for an appointment	2	2	N/A	91.1%	88.5%	87.4%

\* This is based on patients treated on this contract for their most recent course of treatment.

Figures in italics indicate the base number of FP17s or Patient Questionnaire responses are less than 100. N/A is shown where the base number of responses is less than 10 during the period. % is calculated as Quantity/Base number\*100

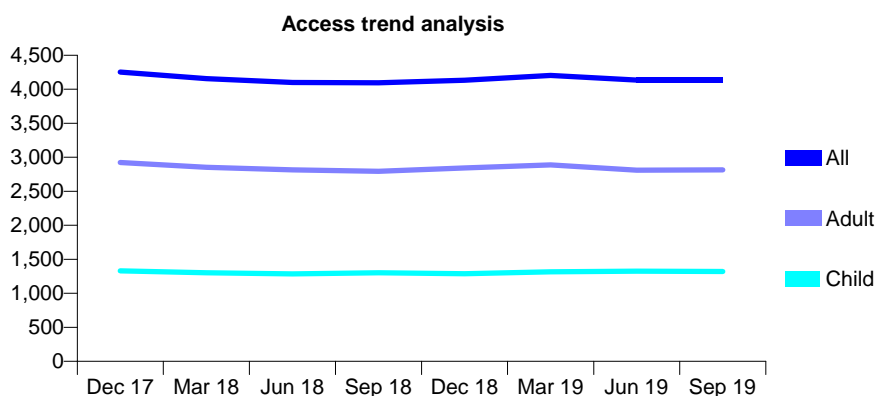
## Q53 - Vital Signs At a Glance Contract Report for 852775/0001 - September 2019

Name or company name	MR F JAMALL
Contract type name	GDS Contract
Purpose of contract	General
Contract start date	01/04/2006
Contract end date	

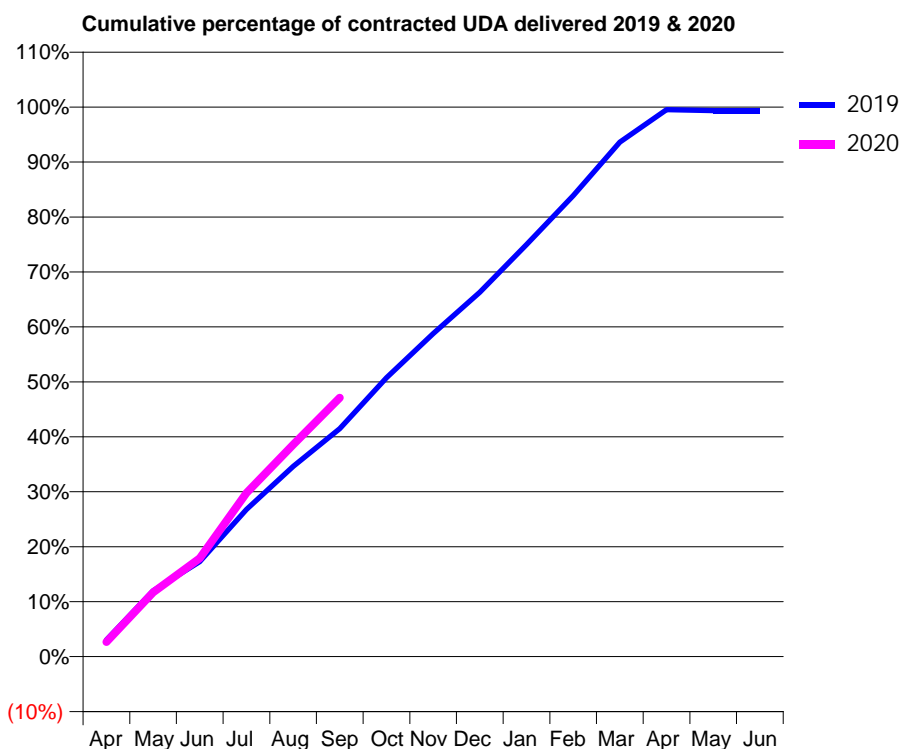
19/20 Contracted general activity (UDA)	10,157
Carry forward general activity (UDA)	64
19/20 Contracted orthodontic activity (UOA)	0
Carry forward orthodontic activity (UOA)	0
Baseline contract value	£309,019.98

### ACCESS\*

Patients seen in 24 months	Total	Change since previous quarter
Quarter ending September 2018	4,096	
Quarter ending December 2018	4,133	→
Quarter ending March 2019	4,203	→
Quarter ending June 2019	4,137	↓
Quarter ending September 2019	4,135	→
<b>Variance since September 2018</b>	<b>1.0%</b>	<b>→</b>



### ACTIVITY



Month	Adjusted Scheduled Activity (UDA)	
	2019	2020
April	308	273
May	1,218	1,190
June	1,755	1,819
July	2,720	3,025
August	3,516	3,917
September	4,213	4,787
October	5,155	
November	5,970	
December	6,732	
January	7,615	
February	8,519	
March	9,508	
April	10,109	
May	10,093	
June	10,093	

### QUALITY

	Quantity	Base Number	Contract	AT	Region	England
% of FP17s for the same patient ID Re-attending within 3 months - Children	100	1,087	9.2%	8.9%	11.3%	11.5%
% of FP17s for the same patient ID Re-attending within 3 months - Adults	231	1,864	12.4%	12.3%	14.7%	15.4%
% of FP17s for the same patient ID Re-attending between 3 & 9 months - Children	704	1,087	64.8%	60.2%	60.8%	59.7%
% of FP17s for the same patient ID Re-attending between 3 & 9 months - Adults	1,055	1,864	56.6%	51.1%	52.8%	51.7%
% of FP17s for Band 1 Urgent Courses	243	2,678	9.1%	7.4%	8.2%	9.2%
% of FP17s Relating to Free Repair or Replacements	32	2,678	1.2%	0.8%	0.7%	0.7%
% of FP17s Relating to Continuations	10	2,678	0.4%	0.8%	0.8%	0.8%
% of Patients satisfied with the dentistry they have received	4	4	N/A	94.5%	93.2%	93.5%
% of Patients satisfied with the time they had to wait for an appointment	4	4	N/A	91.1%	88.5%	87.4%

\* This is based on patients treated on this contract for their most recent course of treatment. Figures in italics indicate the base number of FP17s or Patient Questionnaire responses are less than 100. N/A is shown where the base number of responses is less than 10 during the period. % is calculated as Quantity/Base number\*100

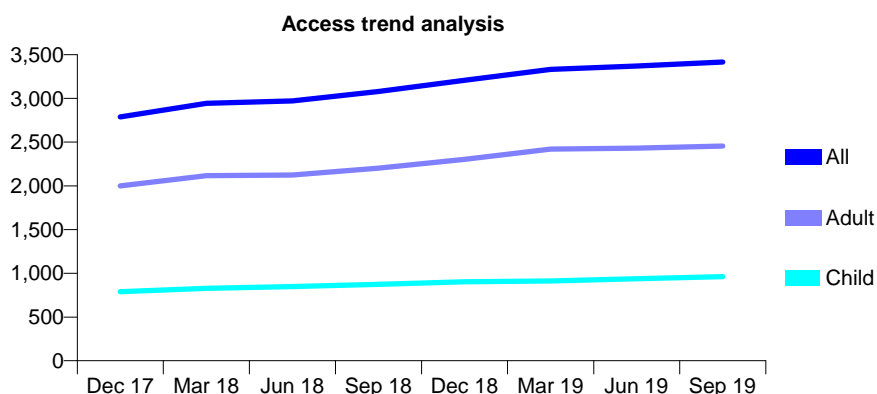
## Q53 - Vital Signs At a Glance Contract Report for 852775/0003 - September 2019

Name or company name	Southam Dental Care
Contract type name	GDS Contract
Purpose of contract	General
Contract start date	01/04/2009
Contract end date	

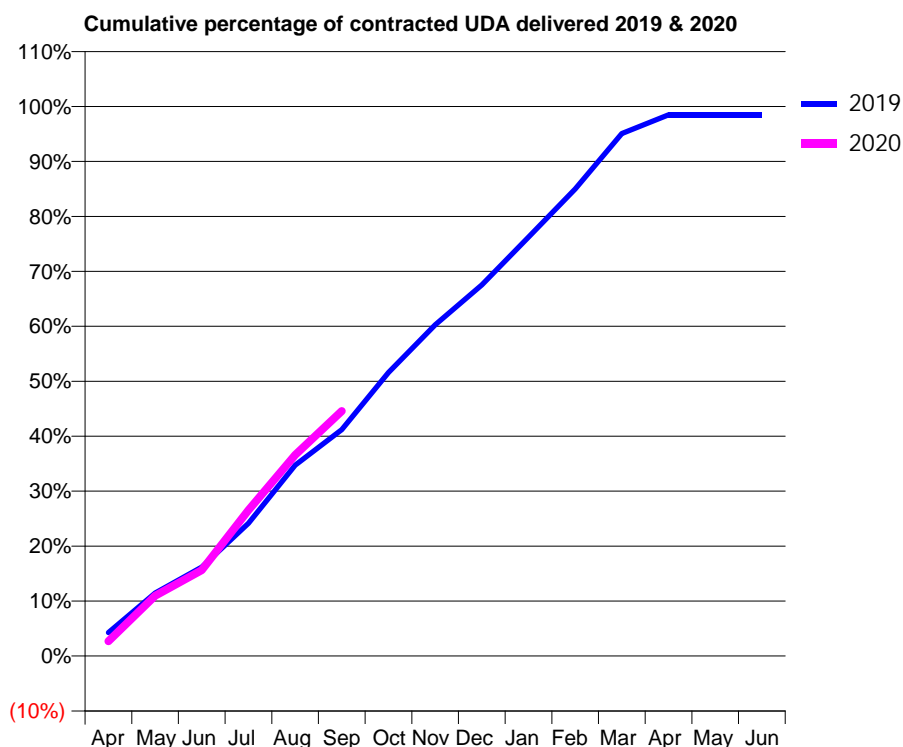
19/20 Contracted general activity (UDA)	8,000
Carry forward general activity (UDA)	121
19/20 Contracted orthodontic activity (UOA)	0
Carry forward orthodontic activity (UOA)	0
Baseline contract value	£222,488.07

### ACCESS\*

Patients seen in 24 months	Total	Change since previous quarter
Quarter ending September 2018	3,078	
Quarter ending December 2018	3,208	↑
Quarter ending March 2019	3,332	↑
Quarter ending June 2019	3,370	→
Quarter ending September 2019	3,416	→
<b>Variance since September 2018</b>	<b>11.0%</b>	<b>↑</b>



### ACTIVITY



Month	Adjusted Scheduled Activity (UDA)	
	2019	2020
April	340	216
May	917	877
June	1,293	1,252
July	1,933	2,125
August	2,780	2,926
September	3,295	3,566
October	4,127	
November	4,821	
December	5,401	
January	6,099	
February	6,800	
March	7,606	
April	7,878	
May	7,878	
June	7,878	

### QUALITY

	Quantity	Base Number	Contract	AT	Region	England
% of FP17s for the same patient ID Re-attending within 3 months - Children	60	804	7.5%	8.9%	11.3%	11.5%
% of FP17s for the same patient ID Re-attending within 3 months - Adults	156	1,724	9.0%	12.3%	14.7%	15.4%
% of FP17s for the same patient ID Re-attending between 3 & 9 months - Children	563	804	70.0%	60.2%	60.8%	59.7%
% of FP17s for the same patient ID Re-attending between 3 & 9 months - Adults	1,153	1,724	66.9%	51.1%	52.8%	51.7%
% of FP17s for Band 1 Urgent Courses	155	2,374	6.5%	7.4%	8.2%	9.2%
% of FP17s Relating to Free Repair or Replacements	17	2,374	0.7%	0.8%	0.7%	0.7%
% of FP17s Relating to Continuations	9	2,374	0.4%	0.8%	0.8%	0.8%
% of Patients satisfied with the dentistry they have received	2	2	N/A	94.5%	93.2%	93.5%
% of Patients satisfied with the time they had to wait for an appointment	1	2	N/A	91.1%	88.5%	87.4%

\* This is based on patients treated on this contract for their most recent course of treatment. Figures in italics indicate the base number of FP17s or Patient Questionnaire responses are less than 100. N/A is shown where the base number of responses is less than 10 during the period. % is calculated as Quantity/Base number\*100

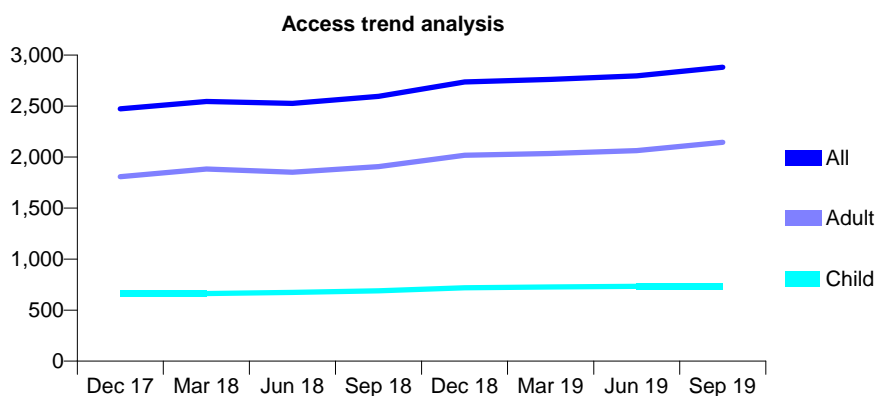
## Q53 - Vital Signs At a Glance Contract Report for 852775/0004 - September 2019

Name or company name	MR F JAMALL
Contract type name	GDS Contract
Purpose of contract	General
Contract start date	26/04/2010
Contract end date	

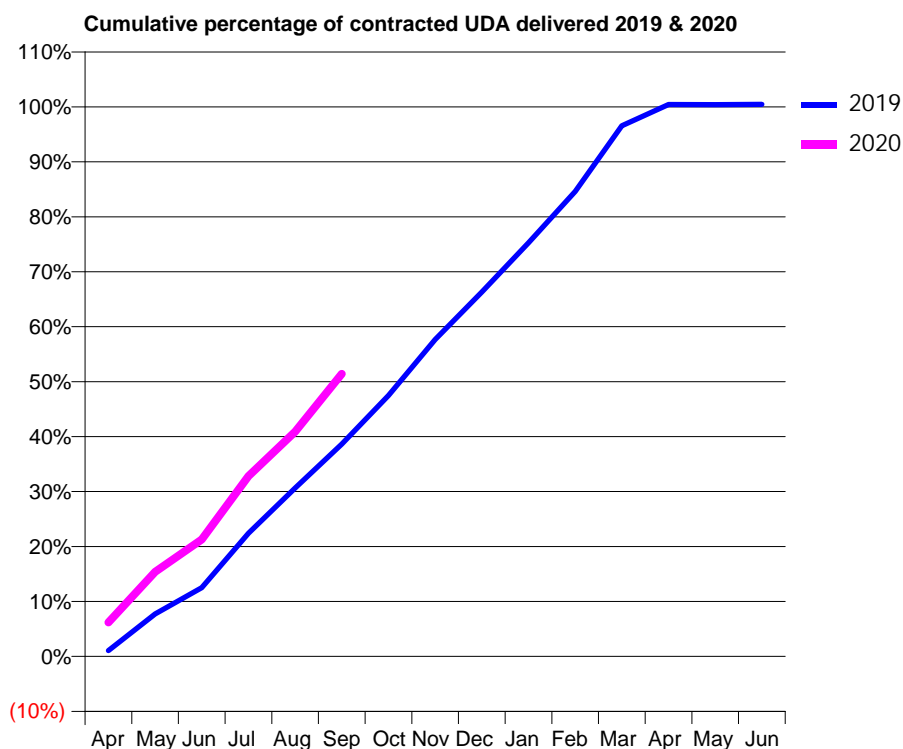
19/20 Contracted general activity (UDA)	8,000
Carry forward general activity (UDA)	-35
19/20 Contracted orthodontic activity (UOA)	0
Carry forward orthodontic activity (UOA)	0
Baseline contract value	£220,041.46

### ACCESS\*

Patients seen in 24 months	Total	Change since previous quarter
Quarter ending September 2018	2,596	
Quarter ending December 2018	2,737	↑
Quarter ending March 2019	2,762	→
Quarter ending June 2019	2,797	→
Quarter ending September 2019	2,880	↑
<b>Variance since September 2018</b>	<b>10.9%</b>	<b>↑</b>



### ACTIVITY



Month	2019	2020
April	86	496
May	618	1,232
June	1,001	1,702
July	1,792	2,625
August	2,453	3,272
September	3,092	4,112
October	3,798	
November	4,613	
December	5,304	
January	6,020	
February	6,769	
March	7,724	
April	8,033	
May	8,031	
June	8,035	

### QUALITY

	Quantity	Base Number	Contract	AT	Region	England
% of FP17s for the same patient ID Re-attending within 3 months - Children	30	534	5.6%	8.9%	11.3%	11.5%
% of FP17s for the same patient ID Re-attending within 3 months - Adults	166	1,416	11.7%	12.3%	14.7%	15.4%
% of FP17s for the same patient ID Re-attending between 3 & 9 months - Children	310	534	58.1%	60.2%	60.8%	59.7%
% of FP17s for the same patient ID Re-attending between 3 & 9 months - Adults	742	1,416	52.4%	51.1%	52.8%	51.7%
% of FP17s for Band 1 Urgent Courses	221	1,837	12.0%	7.4%	8.2%	9.2%
% of FP17s Relating to Free Repair or Replacements	13	1,837	0.7%	0.8%	0.7%	0.7%
% of FP17s Relating to Continuations	9	1,837	0.5%	0.8%	0.8%	0.8%
% of Patients satisfied with the dentistry they have received	0	0	N/A	94.5%	93.2%	93.5%
% of Patients satisfied with the time they had to wait for an appointment	0	0	N/A	91.1%	88.5%	87.4%

\* This is based on patients treated on this contract for their most recent course of treatment. Figures in italics indicate the base number of FP17s or Patient Questionnaire responses are less than 100. N/A is shown where the base number of responses is less than 10 during the period. % is calculated as Quantity/Base number\*100

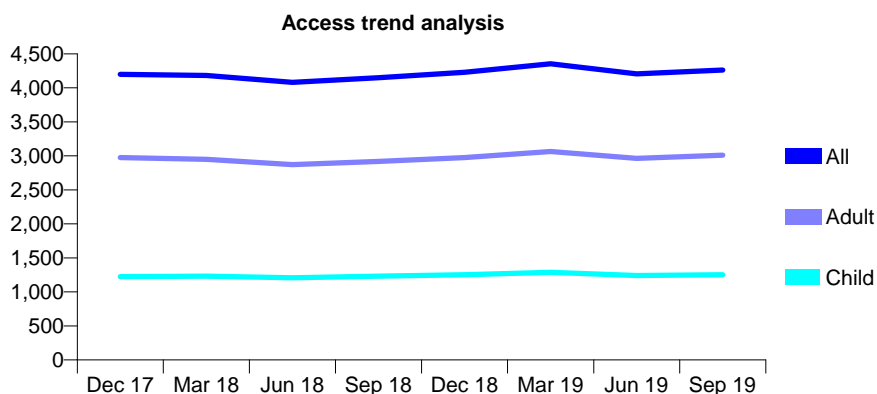
## Q53 - Vital Signs At a Glance Contract Report for 857920/0001 - September 2019

Name or company name	Mr B Jamal & Mr SM Gangurde
Contract type name	GDS Contract
Purpose of contract	General
Contract start date	01/04/2006
Contract end date	

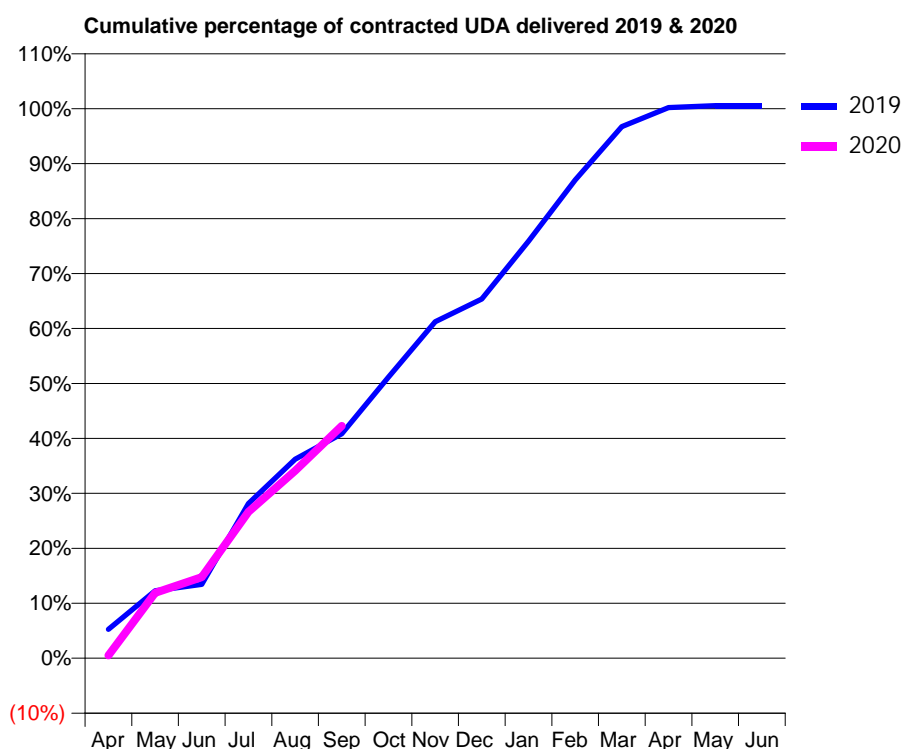
19/20 Contracted general activity (UDA)	11,646
Carry forward general activity (UDA)	-62
19/20 Contracted orthodontic activity (UOA)	0
Carry forward orthodontic activity (UOA)	0
Baseline contract value	£320,431.90

### ACCESS\*

Patients seen in 24 months	Total	Change since previous quarter
Quarter ending September 2018	4,150	
Quarter ending December 2018	4,230	→
Quarter ending March 2019	4,353	↑
Quarter ending June 2019	4,204	↓
Quarter ending September 2019	4,262	→
<b>Variance since September 2018</b>	<b>2.7%</b>	<b>↑</b>



### ACTIVITY



Month	2019	2020
April	611	62
May	1,432	1,387
June	1,565	1,721
July	3,276	3,102
August	4,219	3,976
September	4,758	4,922
October	5,956	
November	7,132	
December	7,611	
January	8,836	
February	10,135	
March	11,267	
April	11,668	
May	11,709	
June	11,709	

### QUALITY

	Quantity	Base Number	Contract	AT	Region	England
% of FP17s for the same patient ID Re-attending within 3 months - Children	41	698	5.9%	8.9%	11.3%	11.5%
% of FP17s for the same patient ID Re-attending within 3 months - Adults	210	1,642	12.8%	12.3%	14.7%	15.4%
% of FP17s for the same patient ID Re-attending between 3 & 9 months - Children	304	698	43.6%	60.2%	60.8%	59.7%
% of FP17s for the same patient ID Re-attending between 3 & 9 months - Adults	693	1,642	42.2%	51.1%	52.8%	51.7%
% of FP17s for Band 1 Urgent Courses	301	2,126	14.2%	7.4%	8.2%	9.2%
% of FP17s Relating to Free Repair or Replacements	21	2,126	1.0%	0.8%	0.7%	0.7%
% of FP17s Relating to Continuations	17	2,126	0.8%	0.8%	0.8%	0.8%
% of Patients satisfied with the dentistry they have received	7	7	N/A	94.5%	93.2%	93.5%
% of Patients satisfied with the time they had to wait for an appointment	7	7	N/A	91.1%	88.5%	87.4%

\* This is based on patients treated on this contract for their most recent course of treatment.

Figures in italics indicate the base number of FP17s or Patient Questionnaire responses are less than 100. N/A is shown where the base number of responses is less than 10 during the period. % is calculated as Quantity/Base number\*100



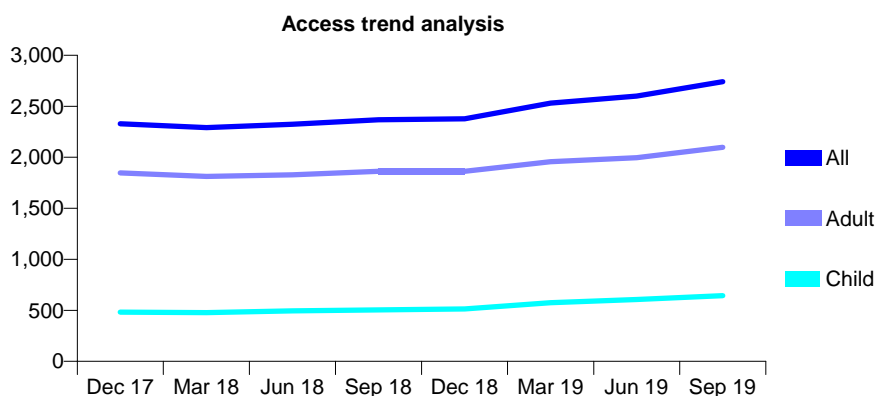
## Q53 - Vital Signs At a Glance Contract Report for 898864/0001 - September 2019

Name or company name	K Malapati
Contract type name	GDS Contract
Purpose of contract	General
Contract start date	01/04/2006
Contract end date	

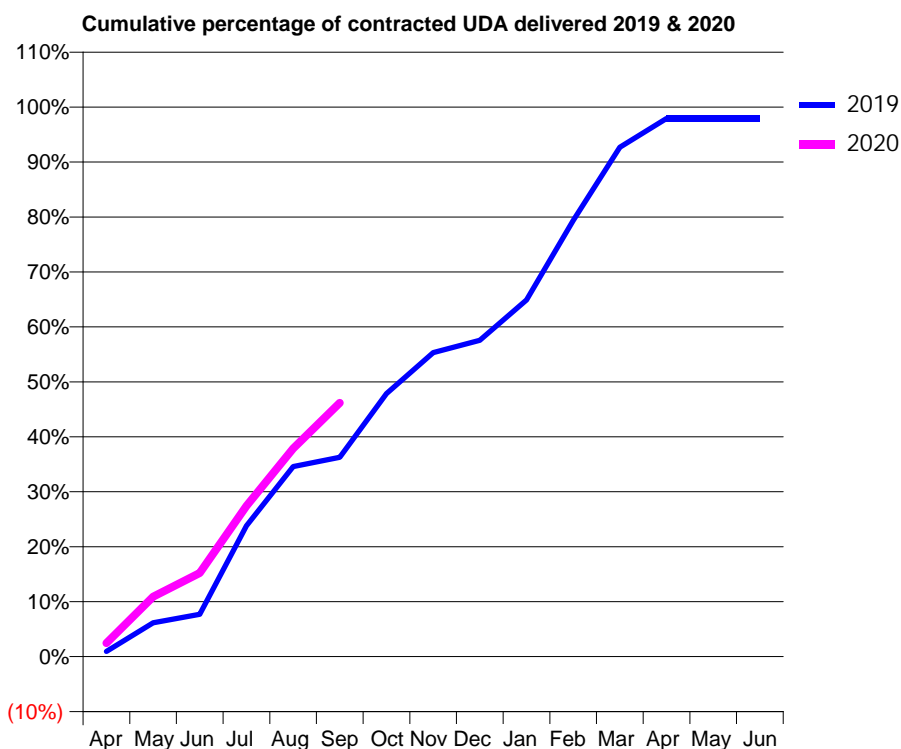
19/20 Contracted general activity (UDA)	9,472
Carry forward general activity (UDA)	195
19/20 Contracted orthodontic activity (UOA)	0
Carry forward orthodontic activity (UOA)	0
Baseline contract value	£243,060.51

### ACCESS\*

Patients seen in 24 months	Total	Change since previous quarter
Quarter ending September 2018	2,368	
Quarter ending December 2018	2,377	→
Quarter ending March 2019	2,532	↑
Quarter ending June 2019	2,601	↑
Quarter ending September 2019	2,741	↑
<b>Variance since September 2018</b>	<b>15.8%</b>	<b>↑</b>



### ACTIVITY



Month	Adjusted Scheduled Activity (UDA)	
	2019	2020
April	91	233
May	584	1,032
June	729	1,443
July	2,256	2,597
August	3,277	3,587
September	3,436	4,373
October	4,535	
November	5,241	
December	5,454	
January	6,147	
February	7,518	
March	8,779	
April	9,277	
May	9,277	
June	9,277	

### QUALITY

	Quantity	Base Number	Contract	AT	Region	England
% of FP17s for the same patient ID Re-attending within 3 months - Children	28	518	5.4%	8.9%	11.3%	11.5%
% of FP17s for the same patient ID Re-attending within 3 months - Adults	120	1,388	8.6%	12.3%	14.7%	15.4%
% of FP17s for the same patient ID Re-attending between 3 & 9 months - Children	302	518	58.3%	60.2%	60.8%	59.7%
% of FP17s for the same patient ID Re-attending between 3 & 9 months - Adults	664	1,388	47.8%	51.1%	52.8%	51.7%
% of FP17s for Band 1 Urgent Courses	148	1,777	8.3%	7.4%	8.2%	9.2%
% of FP17s Relating to Free Repair or Replacements	7	1,777	0.4%	0.8%	0.7%	0.7%
% of FP17s Relating to Continuations	5	1,777	0.3%	0.8%	0.8%	0.8%
% of Patients satisfied with the dentistry they have received	1	1	N/A	94.5%	93.2%	93.5%
% of Patients satisfied with the time they had to wait for an appointment	1	1	N/A	91.1%	88.5%	87.4%

\* This is based on patients treated on this contract for their most recent course of treatment. Figures in italics indicate the base number of FP17s or Patient Questionnaire responses are less than 100. N/A is shown where the base number of responses is less than 10 during the period. % is calculated as Quantity/Base number\*100

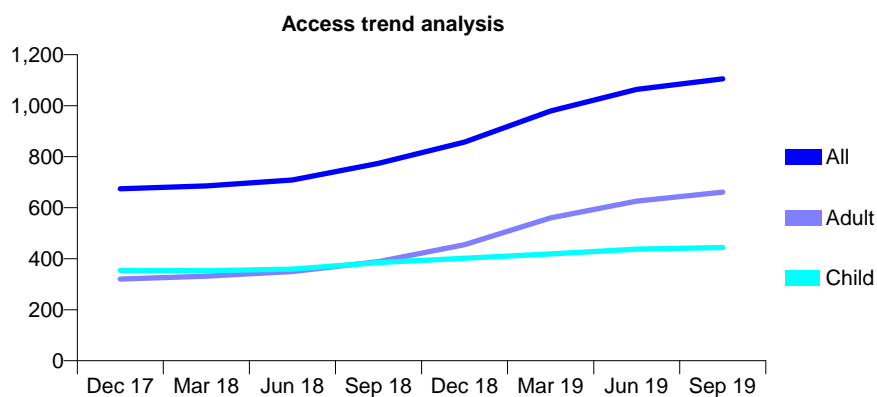
## Q53 - Vital Signs At a Glance Contract Report for 905461/0001 - September 2019

Name or company name	Densmile Dental Care
Contract type name	GDS Contract
Purpose of contract	General
Contract start date	01/04/2006
Contract end date	

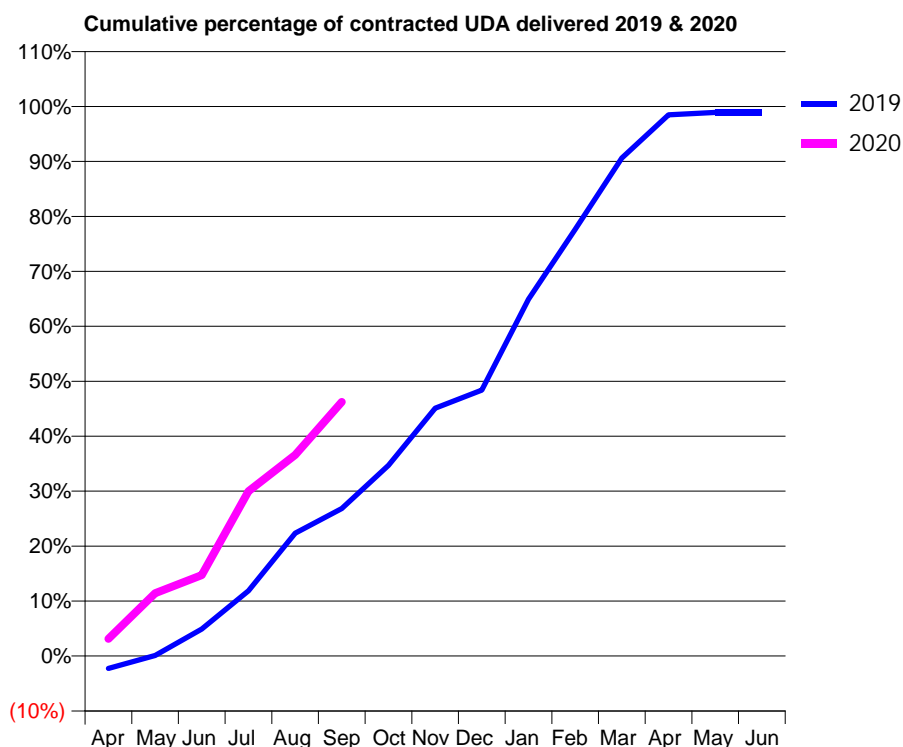
19/20 Contracted general activity (UDA)	3,245
Carry forward general activity (UDA)	36
19/20 Contracted orthodontic activity (UOA)	0
Carry forward orthodontic activity (UOA)	0
Baseline contract value	£94,568.75

### ACCESS\*

Patients seen in 24 months	Total	Change since previous quarter
Quarter ending September 2018	774	
Quarter ending December 2018	857	↑
Quarter ending March 2019	979	↑
Quarter ending June 2019	1,064	↑
Quarter ending September 2019	1,105	↑
<b>Variance since September 2018</b>	<b>42.8%</b>	<b>↑</b>



### ACTIVITY



Month	Adjusted Scheduled Activity (UDA)	
	2019	2020
April	-74	102
May	3	371
June	159	477
July	385	973
August	726	1,187
September	870	1,501
October	1,126	
November	1,463	
December	1,570	
January	2,107	
February	2,520	
March	2,940	
April	3,196	
May	3,209	
June	3,209	

### QUALITY

	Quantity	Base Number	Contract	AT	Region	England
% of FP17s for the same patient ID Re-attending within 3 months - Children	27	328	8.2%	8.9%	11.3%	11.5%
% of FP17s for the same patient ID Re-attending within 3 months - Adults	43	385	11.2%	12.3%	14.7%	15.4%
% of FP17s for the same patient ID Re-attending between 3 & 9 months - Children	211	328	64.3%	60.2%	60.8%	59.7%
% of FP17s for the same patient ID Re-attending between 3 & 9 months - Adults	137	385	35.6%	51.1%	52.8%	51.7%
% of FP17s for Band 1 Urgent Courses	8	592	1.4%	7.4%	8.2%	9.2%
% of FP17s Relating to Free Repair or Replacements	0	592	0.0%	0.8%	0.7%	0.7%
% of FP17s Relating to Continuations	2	592	0.3%	0.8%	0.8%	0.8%
% of Patients satisfied with the dentistry they have received	0	0	N/A	94.5%	93.2%	93.5%
% of Patients satisfied with the time they had to wait for an appointment	0	0	N/A	91.1%	88.5%	87.4%

\* This is based on patients treated on this contract for their most recent course of treatment. Figures in italics indicate the base number of FP17s or Patient Questionnaire responses are less than 100. N/A is shown where the base number of responses is less than 10 during the period. % is calculated as Quantity/Base number\*100

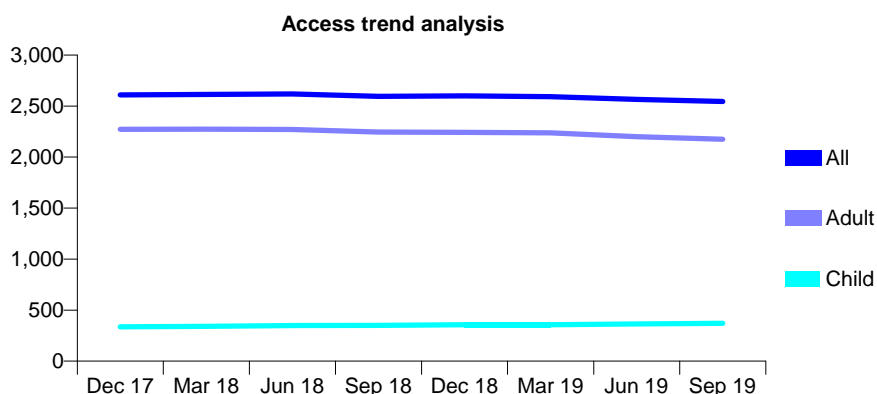
## Q53 - Vital Signs At a Glance Contract Report for 906972/0001 - September 2019

Name or company name	MR RS BATE
Contract type name	GDS Contract
Purpose of contract	General
Contract start date	01/04/2006
Contract end date	

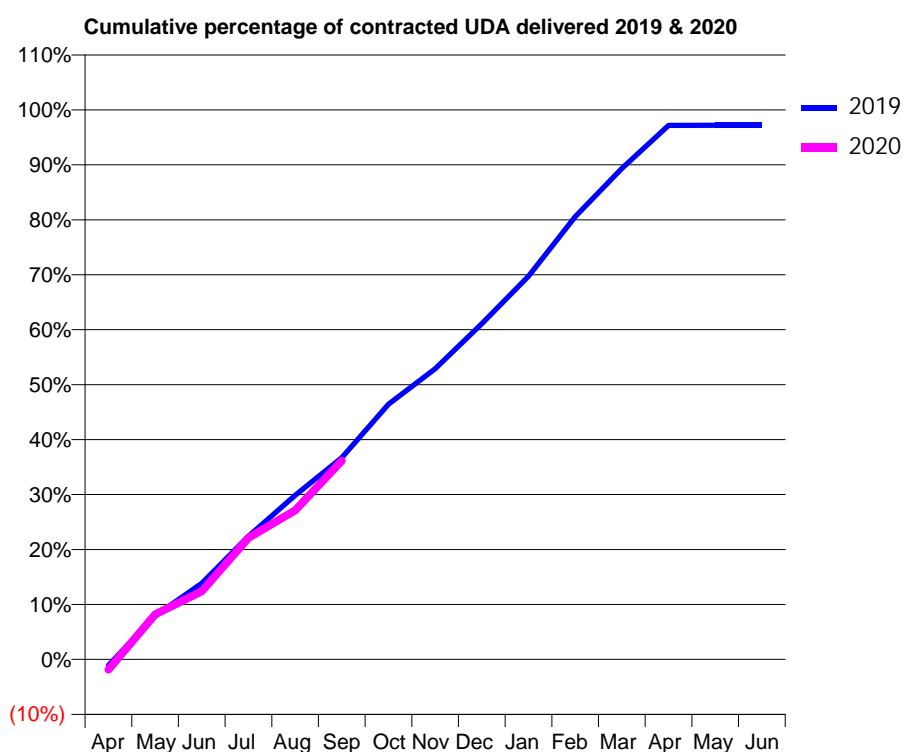
19/20 Contracted general activity (UDA)	7,216
Carry forward general activity (UDA)	202
19/20 Contracted orthodontic activity (UOA)	0
Carry forward orthodontic activity (UOA)	0
Baseline contract value	£220,149.10

### ACCESS\*

Patients seen in 24 months	Total	Change since previous quarter
Quarter ending September 2018	2,596	
Quarter ending December 2018	2,601	→
Quarter ending March 2019	2,593	→
Quarter ending June 2019	2,566	↓
Quarter ending September 2019	2,546	→
<b>Variance since September 2018</b>	<b>(1.9%)</b>	<b>↓</b>



### ACTIVITY



Month	2019	2020
April	-80	-136
May	574	592
June	998	894
July	1,616	1,597
August	2,155	1,957
September	2,649	2,608
October	3,350	
November	3,816	
December	4,409	
January	5,032	
February	5,815	
March	6,447	
April	7,010	
May	7,013	
June	7,013	

### QUALITY

	Quantity	Base Number	Contract	AT	Region	England
% of FP17s for the same patient ID Re-attending within 3 months - Children	10	227	4.4%	8.9%	11.3%	11.5%
% of FP17s for the same patient ID Re-attending within 3 months - Adults	222	1,461	15.2%	12.3%	14.7%	15.4%
% of FP17s for the same patient ID Re-attending between 3 & 9 months - Children	62	227	27.3%	60.2%	60.8%	59.7%
% of FP17s for the same patient ID Re-attending between 3 & 9 months - Adults	643	1,461	44.0%	51.1%	52.8%	51.7%
% of FP17s for Band 1 Urgent Courses	113	1,481	7.6%	7.4%	8.2%	9.2%
% of FP17s Relating to Free Repair or Replacements	12	1,481	0.8%	0.8%	0.7%	0.7%
% of FP17s Relating to Continuations	16	1,481	1.1%	0.8%	0.8%	0.8%
% of Patients satisfied with the dentistry they have received	0	1	N/A	94.5%	93.2%	93.5%
% of Patients satisfied with the time they had to wait for an appointment	0	1	N/A	91.1%	88.5%	87.4%

\* This is based on patients treated on this contract for their most recent course of treatment. Figures in italics indicate the base number of FP17s or Patient Questionnaire responses are less than 100. N/A is shown where the base number of responses is less than 10 during the period. % is calculated as Quantity/Base number\*100

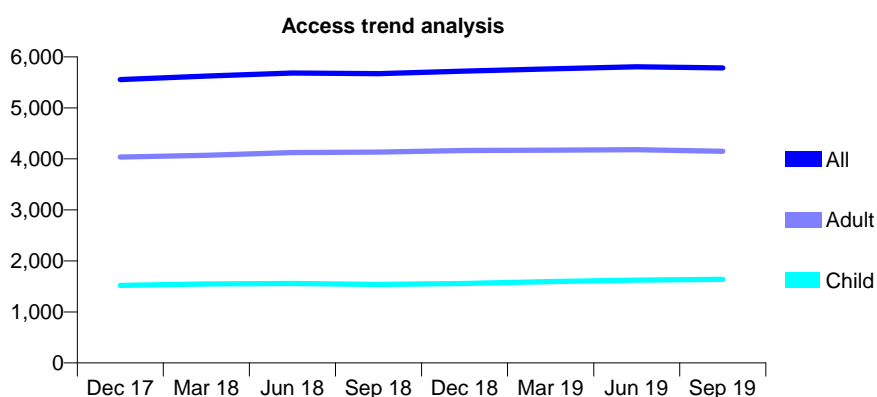
## Q53 - Vital Signs At a Glance Contract Report for 910449/0001 - September 2019

Name or company name	Mr JA Clark & Mr T Mian
Contract type name	GDS Contract
Purpose of contract	General
Contract start date	01/04/2006
Contract end date	

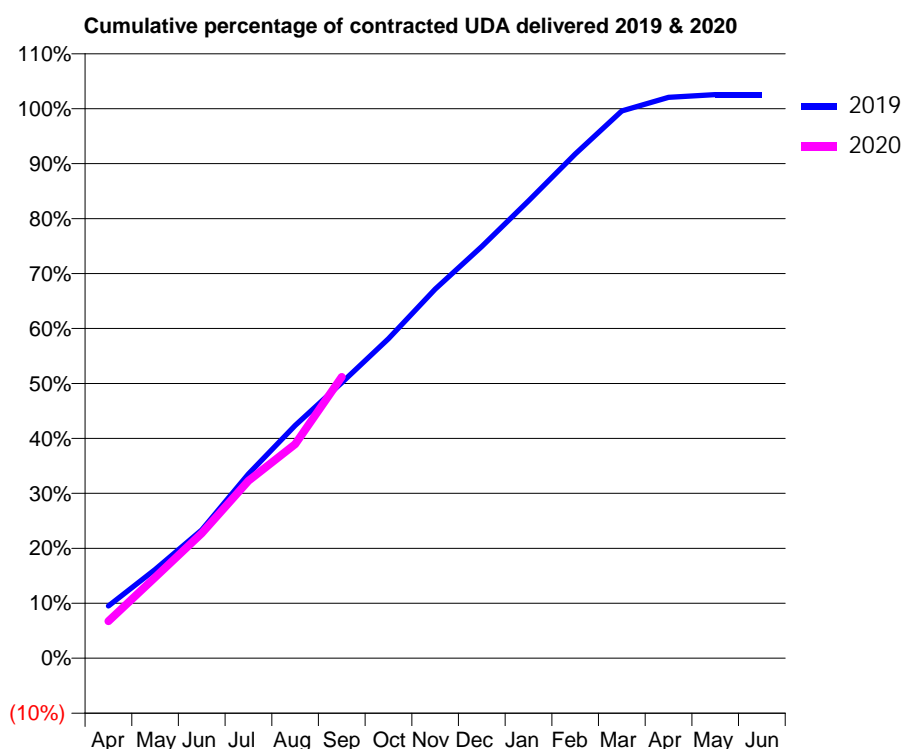
19/20 Contracted general activity (UDA)	12,206
Carry forward general activity (UDA)	-244
19/20 Contracted orthodontic activity (UOA)	0
Carry forward orthodontic activity (UOA)	0
Baseline contract value	£343,898.80

### ACCESS\*

Patients seen in 24 months	Total	Change since previous quarter
Quarter ending September 2018	5,670	
Quarter ending December 2018	5,721	→
Quarter ending March 2019	5,767	→
Quarter ending June 2019	5,805	→
Quarter ending September 2019	5,784	→
<b>Variance since September 2018</b>	<b>2.0%</b>	<b>↑</b>



### ACTIVITY



Month	2019	2020
April	1,161	826
May	1,972	1,795
June	2,851	2,774
July	4,096	3,940
August	5,170	4,755
September	6,122	6,247
October	7,095	
November	8,198	
December	9,146	
January	10,159	
February	11,197	
March	12,153	
April	12,457	
May	12,518	
June	12,518	

### QUALITY

	Quantity	Base Number	Contract	AT	Region	England
% of FP17s for the same patient ID Re-attending within 3 months - Children	83	1,301	6.4%	8.9%	11.3%	11.5%
% of FP17s for the same patient ID Re-attending within 3 months - Adults	377	3,172	11.9%	12.3%	14.7%	15.4%
% of FP17s for the same patient ID Re-attending between 3 & 9 months - Children	812	1,301	62.4%	60.2%	60.8%	59.7%
% of FP17s for the same patient ID Re-attending between 3 & 9 months - Adults	2,013	3,172	63.5%	51.1%	52.8%	51.7%
% of FP17s for Band 1 Urgent Courses	210	3,815	5.5%	7.4%	8.2%	9.2%
% of FP17s Relating to Free Repair or Replacements	36	3,815	0.9%	0.8%	0.7%	0.7%
% of FP17s Relating to Continuations	39	3,815	1.0%	0.8%	0.8%	0.8%
% of Patients satisfied with the dentistry they have received	4	4	N/A	94.5%	93.2%	93.5%
% of Patients satisfied with the time they had to wait for an appointment	4	4	N/A	91.1%	88.5%	87.4%

\* This is based on patients treated on this contract for their most recent course of treatment.

Figures in italics indicate the base number of FP17s or Patient Questionnaire responses are less than 100. N/A is shown where the base number of responses is less than 10 during the period. % is calculated as Quantity/Base number\*100

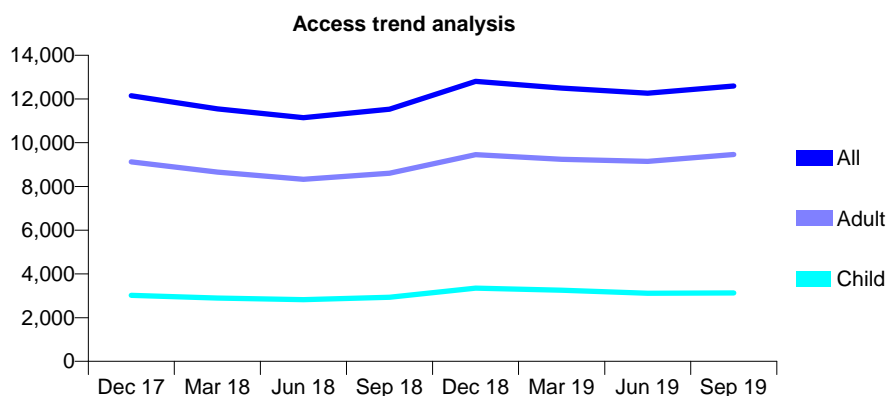
## Q53 - Vital Signs At a Glance Contract Report for 910899/0001 - September 2019

Name or company name	MR NJ GIBB
Contract type name	GDS Contract
Purpose of contract	General
Contract start date	01/04/2006
Contract end date	

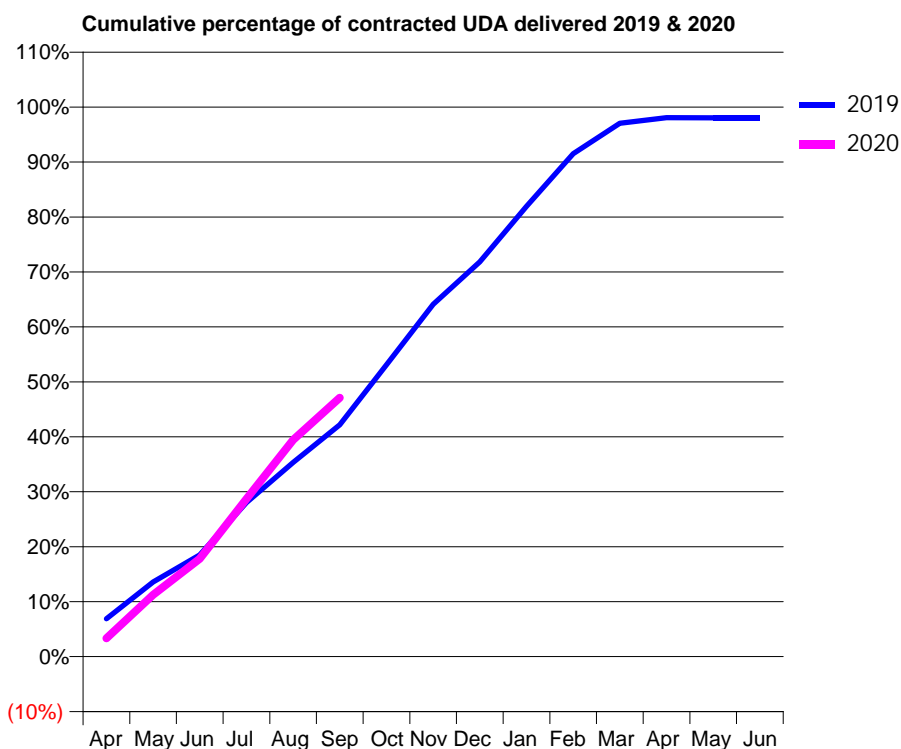
19/20 Contracted general activity (UDA)	30,266
Carry forward general activity (UDA)	581
19/20 Contracted orthodontic activity (UOA)	0
Carry forward orthodontic activity (UOA)	0
Baseline contract value	£923,358.89

### ACCESS\*

Patients seen in 24 months	Total	Change since previous quarter
Quarter ending September 2018	11,531	
Quarter ending December 2018	12,806	↑
Quarter ending March 2019	12,495	↓
Quarter ending June 2019	12,266	↓
Quarter ending September 2019	12,594	↑
<b>Variance since September 2018</b>	<b>9.2%</b>	<b>↑</b>



### ACTIVITY



Month	Adjusted Scheduled Activity (UDA)	
	2019	2020
April	2,082	1,008
May	4,114	3,414
June	5,602	5,391
July	8,488	8,687
August	10,695	11,936
September	12,769	14,262
October	16,074	
November	19,399	
December	21,744	
January	24,797	
February	27,702	
March	29,377	
April	29,683	
May	29,680	
June	29,680	

### QUALITY

	Quantity	Base Number	Contract	AT	Region	England
% of FP17s for the same patient ID Re-attending within 3 months - Children	135	2,390	5.6%	8.9%	11.3%	11.5%
% of FP17s for the same patient ID Re-attending within 3 months - Adults	639	6,191	10.3%	12.3%	14.7%	15.4%
% of FP17s for the same patient ID Re-attending between 3 & 9 months - Children	1,289	2,390	53.9%	60.2%	60.8%	59.7%
% of FP17s for the same patient ID Re-attending between 3 & 9 months - Adults	2,883	6,191	46.6%	51.1%	52.8%	51.7%
% of FP17s for Band 1 Urgent Courses	702	8,440	8.3%	7.4%	8.2%	9.2%
% of FP17s Relating to Free Repair or Replacements	53	8,440	0.6%	0.8%	0.7%	0.7%
% of FP17s Relating to Continuations	103	8,440	1.2%	0.8%	0.8%	0.8%
% of Patients satisfied with the dentistry they have received	2	2	N/A	94.5%	93.2%	93.5%
% of Patients satisfied with the time they had to wait for an appointment	1	2	N/A	91.1%	88.5%	87.4%

\* This is based on patients treated on this contract for their most recent course of treatment. Figures in italics indicate the base number of FP17s or Patient Questionnaire responses are less than 100. N/A is shown where the base number of responses is less than 10 during the period. % is calculated as Quantity/Base number\*100

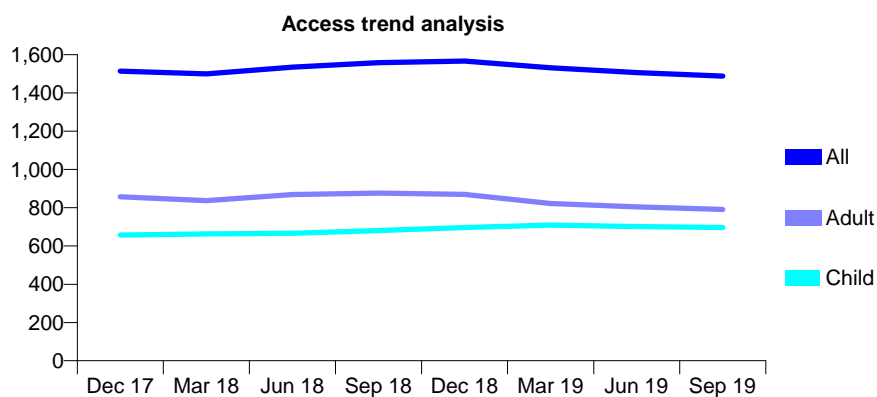
## Q53 - Vital Signs At a Glance Contract Report for 911488/0001 - September 2019

Name or company name	MR AD LEE
Contract type name	GDS Contract
Purpose of contract	General
Contract start date	01/04/2006
Contract end date	

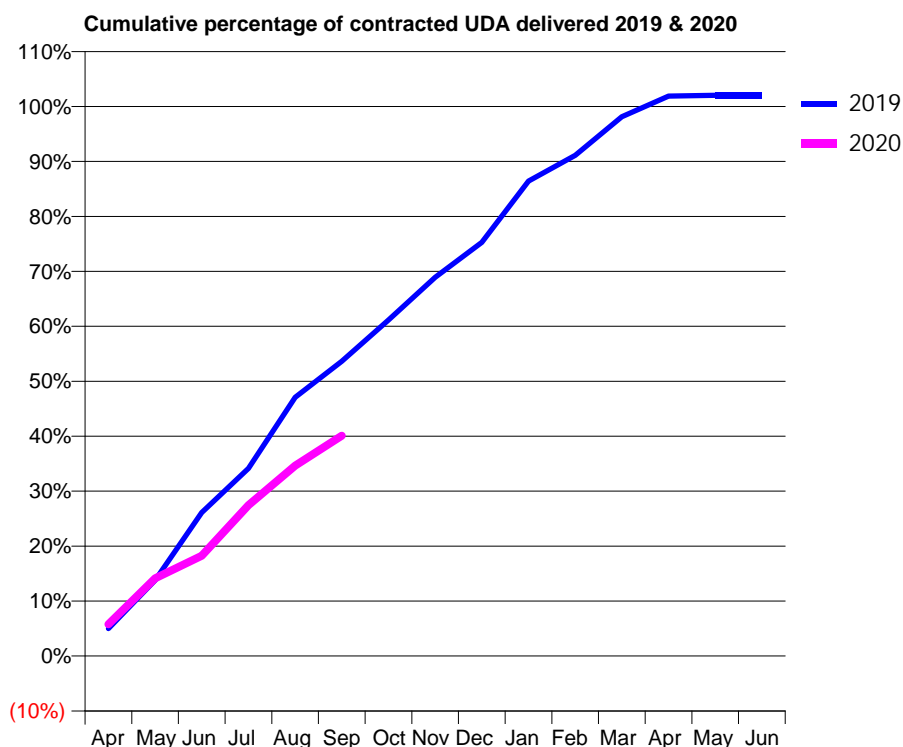
19/20 Contracted general activity (UDA)	6,333
Carry forward general activity (UDA)	-126
19/20 Contracted orthodontic activity (UOA)	0
Carry forward orthodontic activity (UOA)	0
Baseline contract value	£195,832.77

### ACCESS\*

Patients seen in 24 months	Total	Change since previous quarter
Quarter ending September 2018	1,558	
Quarter ending December 2018	1,566	→
Quarter ending March 2019	1,531	↓
Quarter ending June 2019	1,506	↓
Quarter ending September 2019	1,488	↓
<b>Variance since September 2018</b>	<b>(4.5%)</b>	<b>↓</b>



### ACTIVITY



Month	Adjusted Scheduled Activity (UDA)	
	2019	2020
April	316	367
May	873	895
June	1,655	1,157
July	2,163	1,740
August	2,980	2,193
September	3,395	2,539
October	3,872	
November	4,364	
December	4,766	
January	5,473	
February	5,771	
March	6,214	
April	6,453	
May	6,462	
June	6,462	

### QUALITY

	Quantity	Base Number	Contract	AT	Region	England
% of FP17s for the same patient ID Re-attending within 3 months - Children	48	575	8.3%	8.9%	11.3%	11.5%
% of FP17s for the same patient ID Re-attending within 3 months - Adults	80	482	16.6%	12.3%	14.7%	15.4%
% of FP17s for the same patient ID Re-attending between 3 & 9 months - Children	364	575	63.3%	60.2%	60.8%	59.7%
% of FP17s for the same patient ID Re-attending between 3 & 9 months - Adults	231	482	47.9%	51.1%	52.8%	51.7%
% of FP17s for Band 1 Urgent Courses	47	988	4.8%	7.4%	8.2%	9.2%
% of FP17s Relating to Free Repair or Replacements	0	988	0.0%	0.8%	0.7%	0.7%
% of FP17s Relating to Continuations	14	988	1.4%	0.8%	0.8%	0.8%
% of Patients satisfied with the dentistry they have received	0	0	N/A	94.5%	93.2%	93.5%
% of Patients satisfied with the time they had to wait for an appointment	0	0	N/A	91.1%	88.5%	87.4%

\* This is based on patients treated on this contract for their most recent course of treatment. Figures in italics indicate the base number of FP17s or Patient Questionnaire responses are less than 100. N/A is shown where the base number of responses is less than 10 during the period. % is calculated as Quantity/Base number\*100

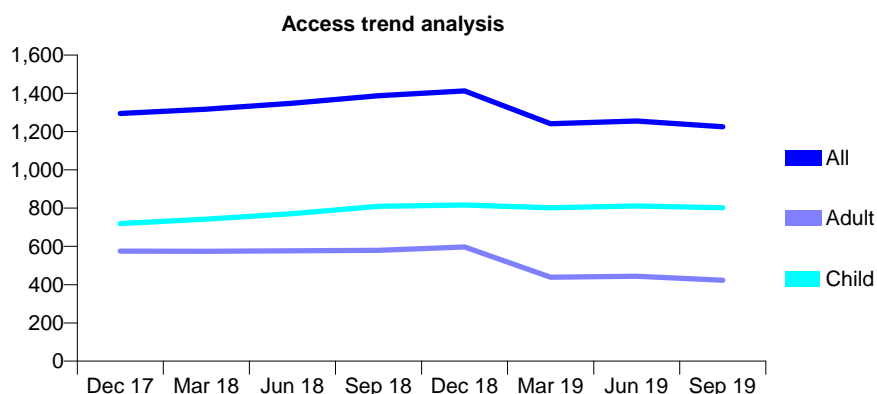
## Q53 - Vital Signs At a Glance Contract Report for 913286/0001 - September 2019

Name or company name	Unique Smiles Alcester
Contract type name	GDS Contract
Purpose of contract	General
Contract start date	01/04/2006
Contract end date	

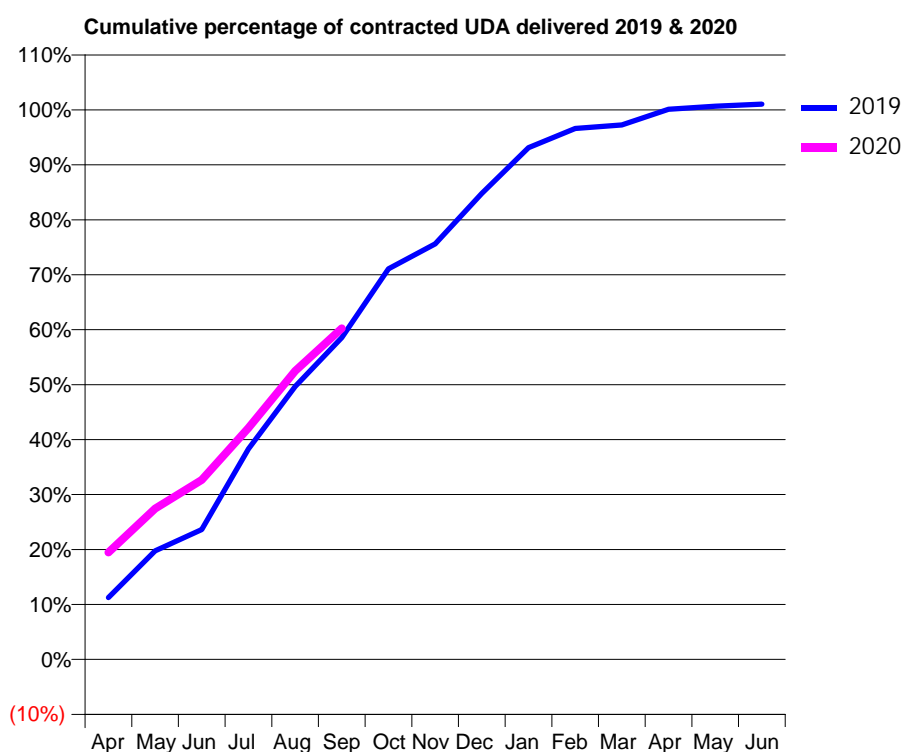
19/20 Contracted general activity (UDA)	3,036
Carry forward general activity (UDA)	-31
19/20 Contracted orthodontic activity (UOA)	0
Carry forward orthodontic activity (UOA)	0
Baseline contract value	£77,747.70

### ACCESS\*

Patients seen in 24 months	Total	Change since previous quarter
Quarter ending September 2018	1,388	
Quarter ending December 2018	1,413	→
Quarter ending March 2019	1,241	↓
Quarter ending June 2019	1,255	→
Quarter ending September 2019	1,225	↓
<b>Variance since September 2018</b>	<b>(11.7%)</b>	<b>↓</b>



### ACTIVITY



Month	2019	2020
April	342	591
May	600	834
June	718	991
July	1,163	1,279
August	1,507	1,594
September	1,777	1,829
October	2,157	
November	2,296	
December	2,575	
January	2,827	
February	2,934	
March	2,953	
April	3,039	
May	3,055	
June	3,067	

### QUALITY

	Quantity	Base Number	Contract	AT	Region	England
% of FP17s for the same patient ID Re-attending within 3 months - Children	66	845	7.8%	8.9%	11.3%	11.5%
% of FP17s for the same patient ID Re-attending within 3 months - Adults	66	300	22.0%	12.3%	14.7%	15.4%
% of FP17s for the same patient ID Re-attending between 3 & 9 months - Children	584	845	69.1%	60.2%	60.8%	59.7%
% of FP17s for the same patient ID Re-attending between 3 & 9 months - Adults	159	300	53.0%	51.1%	52.8%	51.7%
% of FP17s for Band 1 Urgent Courses	49	1,076	4.6%	7.4%	8.2%	9.2%
% of FP17s Relating to Free Repair or Replacements	0	1,076	0.0%	0.8%	0.7%	0.7%
% of FP17s Relating to Continuations	0	1,076	0.0%	0.8%	0.8%	0.8%
% of Patients satisfied with the dentistry they have received	1	1	N/A	94.5%	93.2%	93.5%
% of Patients satisfied with the time they had to wait for an appointment	1	1	N/A	91.1%	88.5%	87.4%

\* This is based on patients treated on this contract for their most recent course of treatment. Figures in italics indicate the base number of FP17s or Patient Questionnaire responses are less than 100. N/A is shown where the base number of responses is less than 10 during the period. % is calculated as Quantity/Base number\*100

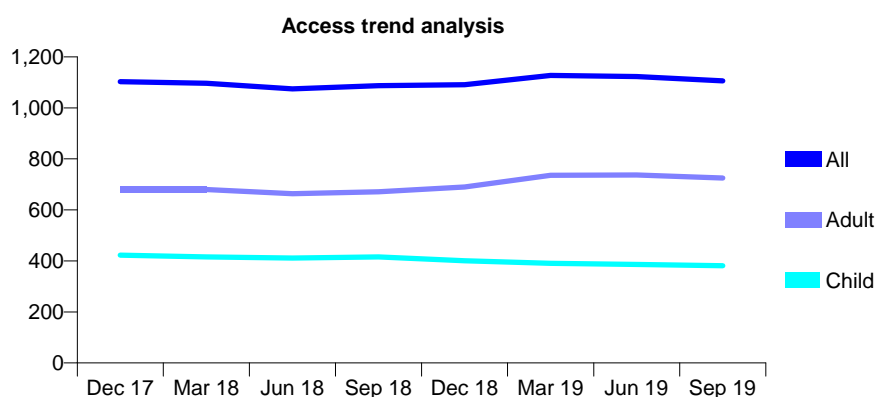
## Q53 - Vital Signs At a Glance Contract Report for 917931/0001 - September 2019

Name or company name	MR M MEHRA
Contract type name	GDS Contract
Purpose of contract	General
Contract start date	01/04/2006
Contract end date	

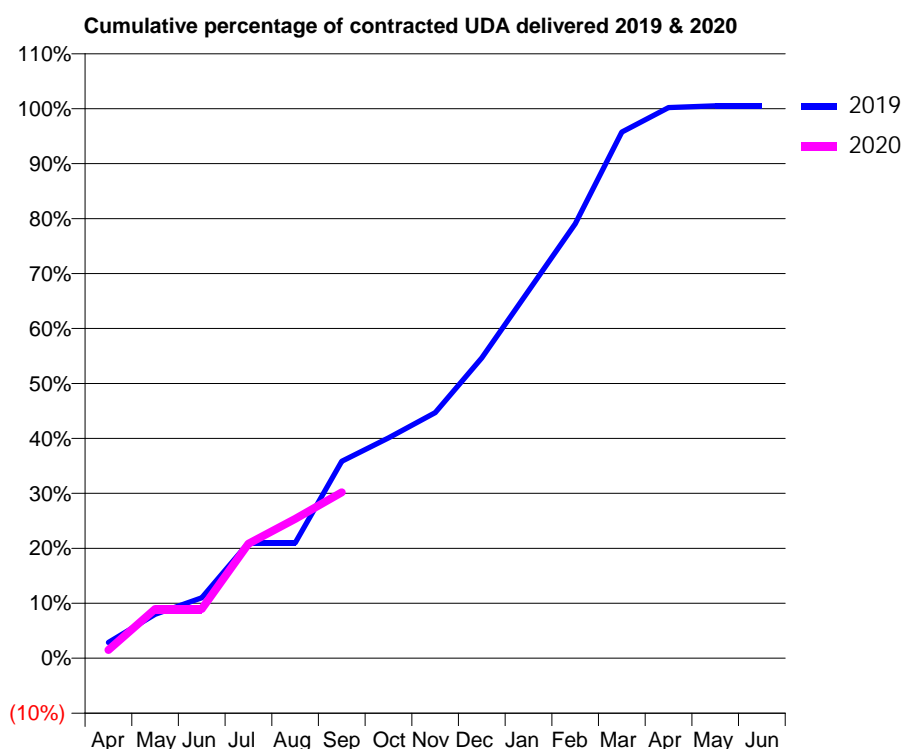
19/20 Contracted general activity (UDA)	2,267
Carry forward general activity (UDA)	-11
19/20 Contracted orthodontic activity (UOA)	0
Carry forward orthodontic activity (UOA)	0
Baseline contract value	£62,303.35

### ACCESS\*

Patients seen in 24 months	Total	Change since previous quarter
Quarter ending September 2018	1,087	
Quarter ending December 2018	1,091	→
Quarter ending March 2019	1,127	↑
Quarter ending June 2019	1,123	→
Quarter ending September 2019	1,106	↓
<b>Variance since September 2018</b>	<b>1.7%</b>	<b>→</b>



### ACTIVITY



Month	2019	2020
April	65	34
May	181	203
June	250	203
July	476	472
August	476	575
September	812	685
October	908	
November	1,013	
December	1,239	
January	1,515	
February	1,792	
March	2,171	
April	2,271	
May	2,278	
June	2,278	

### QUALITY

	Quantity	Base Number	Contract	AT	Region	England
% of FP17s for the same patient ID Re-attending within 3 months - Children	16	281	5.7%	8.9%	11.3%	11.5%
% of FP17s for the same patient ID Re-attending within 3 months - Adults	13	192	6.8%	12.3%	14.7%	15.4%
% of FP17s for the same patient ID Re-attending between 3 & 9 months - Children	188	281	66.9%	60.2%	60.8%	59.7%
% of FP17s for the same patient ID Re-attending between 3 & 9 months - Adults	108	192	56.3%	51.1%	52.8%	51.7%
% of FP17s for Band 1 Urgent Courses	8	410	2.0%	7.4%	8.2%	9.2%
% of FP17s Relating to Free Repair or Replacements	0	410	0.0%	0.8%	0.7%	0.7%
% of FP17s Relating to Continuations	1	410	0.2%	0.8%	0.8%	0.8%
% of Patients satisfied with the dentistry they have received	0	0	N/A	94.5%	93.2%	93.5%
% of Patients satisfied with the time they had to wait for an appointment	0	0	N/A	91.1%	88.5%	87.4%

\* This is based on patients treated on this contract for their most recent course of treatment.

Figures in italics indicate the base number of FP17s or Patient Questionnaire responses are less than 100. N/A is shown where the base number of responses is less than 10 during the period. % is calculated as Quantity/Base number\*100



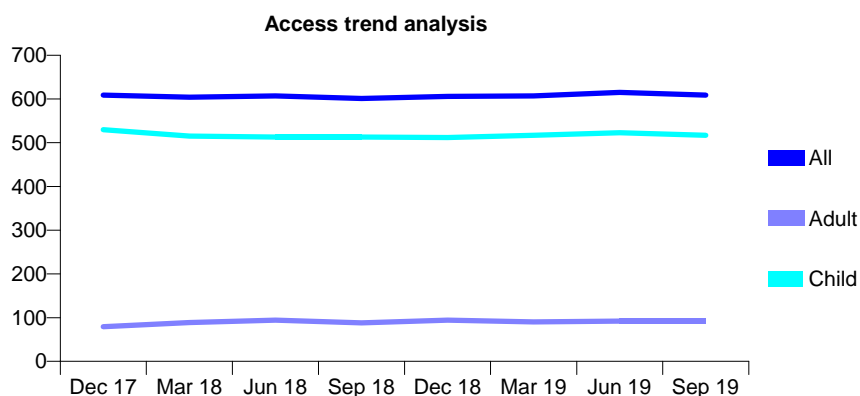
## Q53 - Vital Signs At a Glance Contract Report for 920991/0001 - September 2019

Name or company name	MR RA COLEBOURNE
Contract type name	GDS Contract
Purpose of contract	General
Contract start date	01/04/2006
Contract end date	

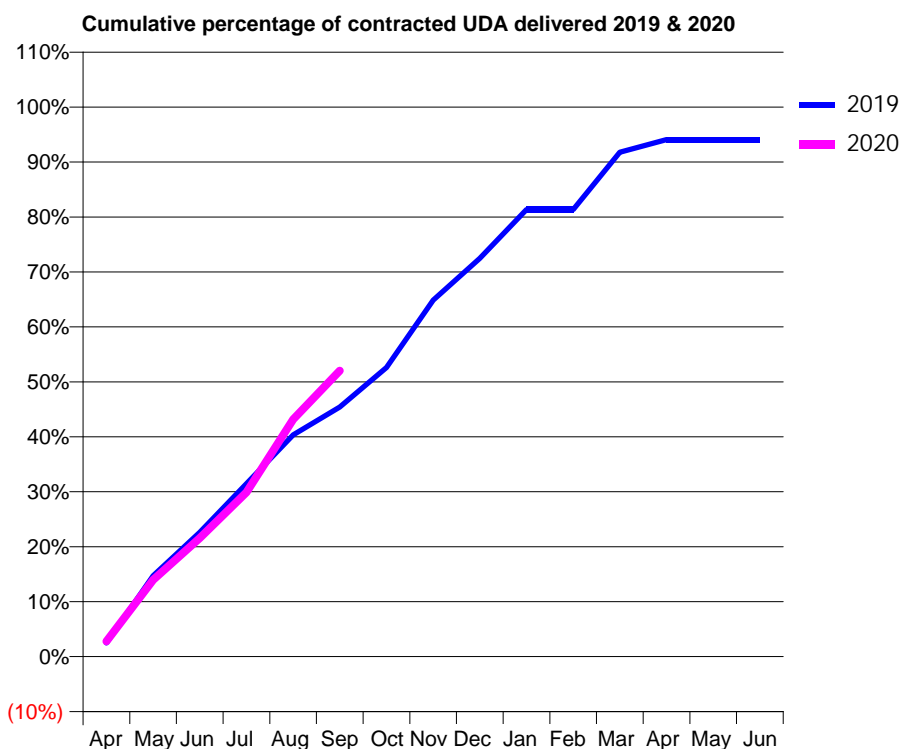
19/20 Contracted general activity (UDA)	1,255
Carry forward general activity (UDA)	0
19/20 Contracted orthodontic activity (UOA)	0
Carry forward orthodontic activity (UOA)	0
Baseline contract value	£35,059.75

### ACCESS\*

Patients seen in 24 months	Total	Change since previous quarter
Quarter ending September 2018	601	
Quarter ending December 2018	606	→
Quarter ending March 2019	607	→
Quarter ending June 2019	615	→
Quarter ending September 2019	609	→
<b>Variance since September 2018</b>	<b>1.3%</b>	<b>→</b>



### ACTIVITY



Month	Adjusted Scheduled Activity (UDA)	
	2019	2020
April	31	35
May	185	175
June	284	271
July	395	375
August	506	542
September	570	653
October	660	
November	814	
December	910	
January	1,021	
February	1,021	
March	1,152	
April	1,181	
May	1,181	
June	1,181	

### QUALITY

	Quantity	Base Number	Contract	AT	Region	England
% of FP17s for the same patient ID Re-attending within 3 months - Children	19	455	4.2%	8.9%	11.3%	11.5%
% of FP17s for the same patient ID Re-attending within 3 months - Adults	1	29	3.4%	12.3%	14.7%	15.4%
% of FP17s for the same patient ID Re-attending between 3 & 9 months - Children	300	455	65.9%	60.2%	60.8%	59.7%
% of FP17s for the same patient ID Re-attending between 3 & 9 months - Adults	20	29	69.0%	51.1%	52.8%	51.7%
% of FP17s for Band 1 Urgent Courses	10	452	2.2%	7.4%	8.2%	9.2%
% of FP17s Relating to Free Repair or Replacements	0	452	0.0%	0.8%	0.7%	0.7%
% of FP17s Relating to Continuations	0	452	0.0%	0.8%	0.8%	0.8%
% of Patients satisfied with the dentistry they have received	1	1	N/A	94.5%	93.2%	93.5%
% of Patients satisfied with the time they had to wait for an appointment	1	1	N/A	91.1%	88.5%	87.4%

\* This is based on patients treated on this contract for their most recent course of treatment. Figures in italics indicate the base number of FP17s or Patient Questionnaire responses are less than 100. N/A is shown where the base number of responses is less than 10 during the period. % is calculated as Quantity/Base number\*100

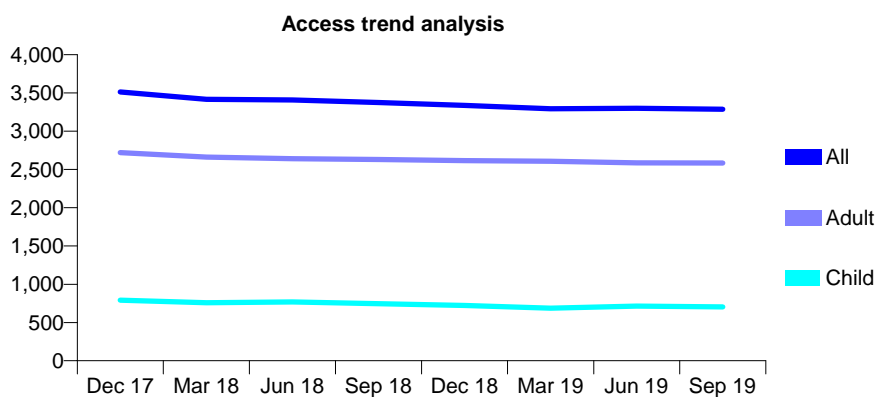
## Q53 - Vital Signs At a Glance Contract Report for 923168/0001 - September 2019

Name or company name	MR ME WINT
Contract type name	GDS Contract
Purpose of contract	General
Contract start date	01/04/2006
Contract end date	

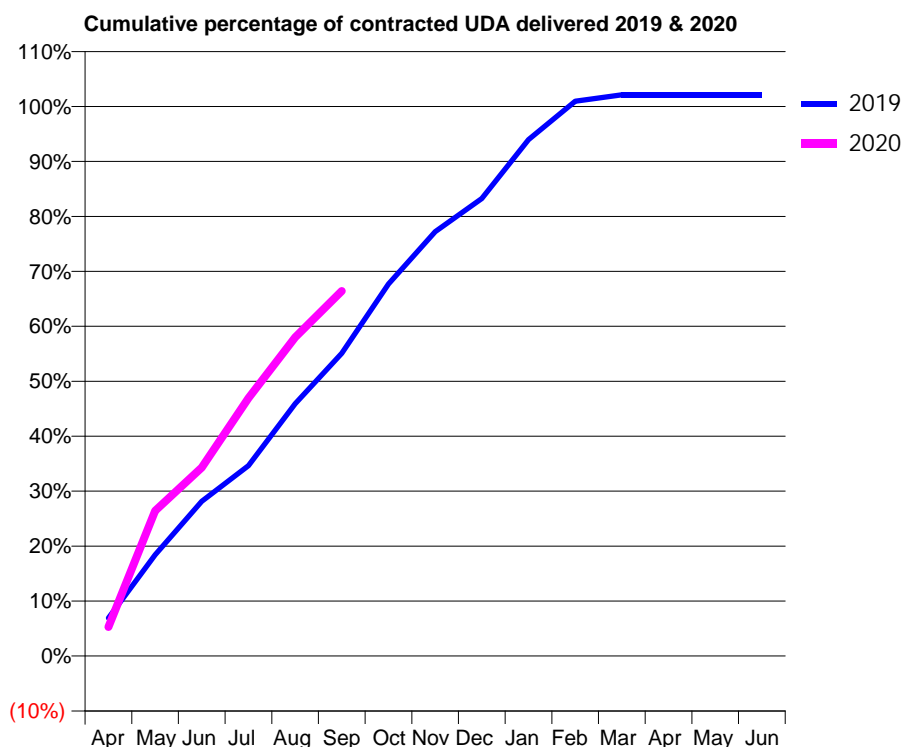
19/20 Contracted general activity (UDA)	7,833
Carry forward general activity (UDA)	-156
19/20 Contracted orthodontic activity (UOA)	0
Carry forward orthodontic activity (UOA)	0
Baseline contract value	£240,483.24

### ACCESS\*

Patients seen in 24 months	Total	Change since previous quarter
Quarter ending September 2018	3,375	
Quarter ending December 2018	3,337	↓
Quarter ending March 2019	3,294	↓
Quarter ending June 2019	3,300	→
Quarter ending September 2019	3,287	→
<b>Variance since September 2018</b>	<b>(2.6%)</b>	<b>↓</b>



### ACTIVITY



Month	Adjusted Scheduled Activity (UDA)	
	2019	2020
April	543	413
May	1,444	2,070
June	2,204	2,687
July	2,713	3,677
August	3,597	4,542
September	4,316	5,202
October	5,302	
November	6,047	
December	6,521	
January	7,360	
February	7,907	
March	7,999	
April	7,999	
May	7,999	
June	7,999	

### QUALITY

	Quantity	Base Number	Contract	AT	Region	England
% of FP17s for the same patient ID Re-attending within 3 months - Children	52	741	7.0%	8.9%	11.3%	11.5%
% of FP17s for the same patient ID Re-attending within 3 months - Adults	404	2,196	18.4%	12.3%	14.7%	15.4%
% of FP17s for the same patient ID Re-attending between 3 & 9 months - Children	443	741	59.8%	60.2%	60.8%	59.7%
% of FP17s for the same patient ID Re-attending between 3 & 9 months - Adults	903	2,196	41.1%	51.1%	52.8%	51.7%
% of FP17s for Band 1 Urgent Courses	273	2,937	9.3%	7.4%	8.2%	9.2%
% of FP17s Relating to Free Repair or Replacements	56	2,937	1.9%	0.8%	0.7%	0.7%
% of FP17s Relating to Continuations	28	2,937	1.0%	0.8%	0.8%	0.8%
% of Patients satisfied with the dentistry they have received	1	1	N/A	94.5%	93.2%	93.5%
% of Patients satisfied with the time they had to wait for an appointment	1	1	N/A	91.1%	88.5%	87.4%

\* This is based on patients treated on this contract for their most recent course of treatment. Figures in italics indicate the base number of FP17s or Patient Questionnaire responses are less than 100. N/A is shown where the base number of responses is less than 10 during the period. % is calculated as Quantity/Base number\*100

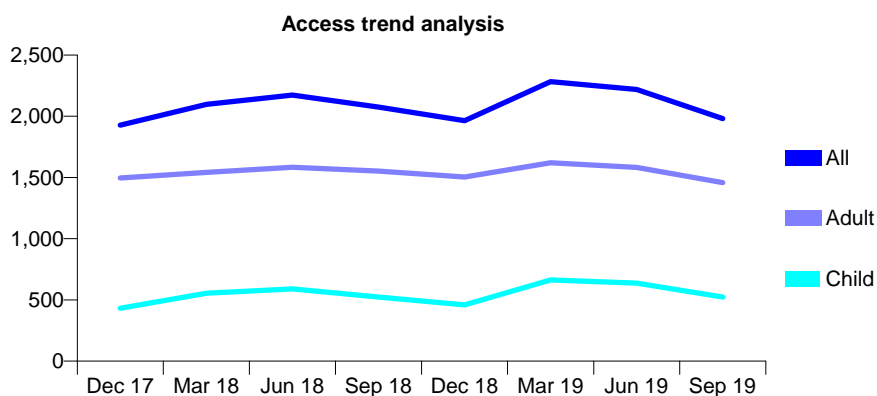
## Q53 - Vital Signs At a Glance Contract Report for 925926/0001 - September 2019

Name or company name	MR PK MAHAPATRA
Contract type name	GDS Contract
Purpose of contract	General
Contract start date	01/04/2006
Contract end date	

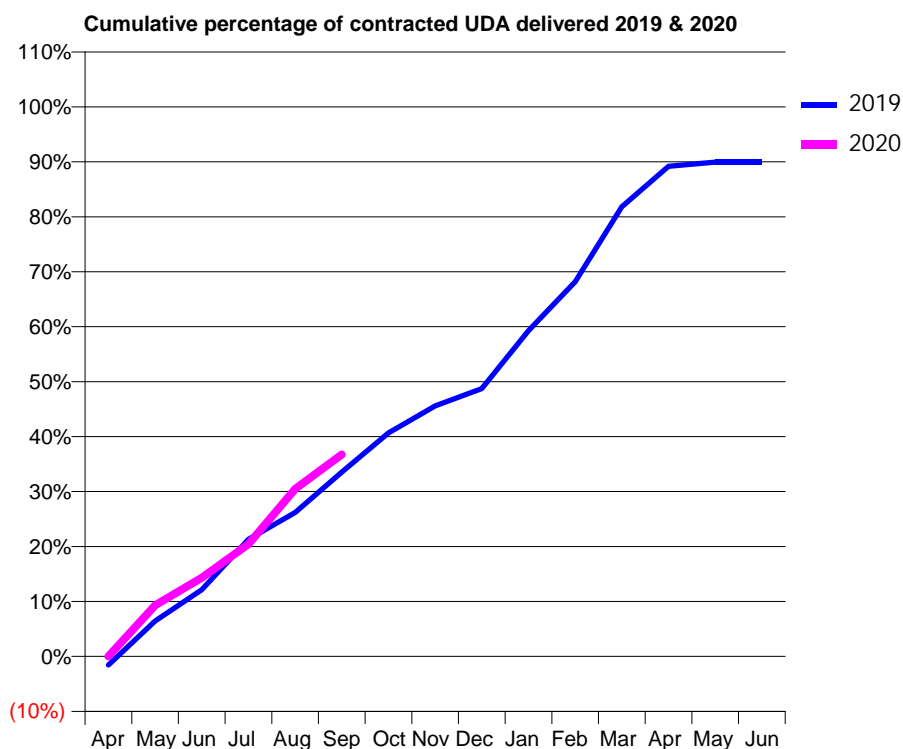
19/20 Contracted general activity (UDA)	6,138
Carry forward general activity (UDA)	0
19/20 Contracted orthodontic activity (UOA)	0
Carry forward orthodontic activity (UOA)	0
Baseline contract value	£187,255.42

### ACCESS\*

Patients seen in 24 months	Total	Change since previous quarter
Quarter ending September 2018	2,075	
Quarter ending December 2018	1,963	↓
Quarter ending March 2019	2,283	↑
Quarter ending June 2019	2,219	↓
Quarter ending September 2019	1,981	↓
<b>Variance since September 2018</b>	<b>(4.5%)</b>	<b>↓</b>



### ACTIVITY



Month	Adjusted Scheduled Activity (UDA)	
	2019	2020
April	-97	0
May	396	572
June	744	878
July	1,307	1,255
August	1,607	1,870
September	2,058	2,255
October	2,495	
November	2,798	
December	2,992	
January	3,638	
February	4,185	
March	5,022	
April	5,475	
May	5,521	
June	5,521	

### QUALITY

	Quantity	Base Number	Contract	AT	Region	England
% of FP17s for the same patient ID Re-attending within 3 months - Children	23	317	7.3%	8.9%	11.3%	11.5%
% of FP17s for the same patient ID Re-attending within 3 months - Adults	188	1,019	18.4%	12.3%	14.7%	15.4%
% of FP17s for the same patient ID Re-attending between 3 & 9 months - Children	151	317	47.6%	60.2%	60.8%	59.7%
% of FP17s for the same patient ID Re-attending between 3 & 9 months - Adults	501	1,019	49.2%	51.1%	52.8%	51.7%
% of FP17s for Band 1 Urgent Courses	93	1,059	8.8%	7.4%	8.2%	9.2%
% of FP17s Relating to Free Repair or Replacements	17	1,059	1.6%	0.8%	0.7%	0.7%
% of FP17s Relating to Continuations	7	1,059	0.7%	0.8%	0.8%	0.8%
% of Patients satisfied with the dentistry they have received	4	4	N/A	94.5%	93.2%	93.5%
% of Patients satisfied with the time they had to wait for an appointment	4	4	N/A	91.1%	88.5%	87.4%

\* This is based on patients treated on this contract for their most recent course of treatment. Figures in italics indicate the base number of FP17s or Patient Questionnaire responses are less than 100. N/A is shown where the base number of responses is less than 10 during the period. % is calculated as Quantity/Base number\*100

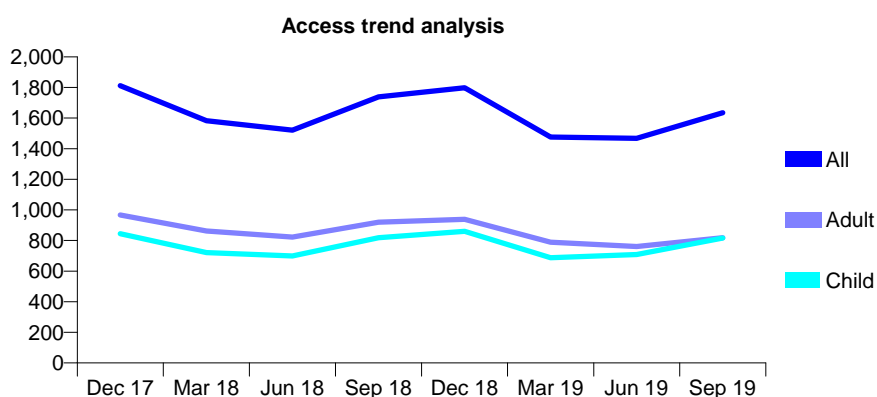
## Q53 - Vital Signs At a Glance Contract Report for 925926/0002 - September 2019

Name or company name	MR PK MAHAPATRA
Contract type name	GDS Contract
Purpose of contract	General and Orthodontic
Contract start date	01/02/2013
Contract end date	

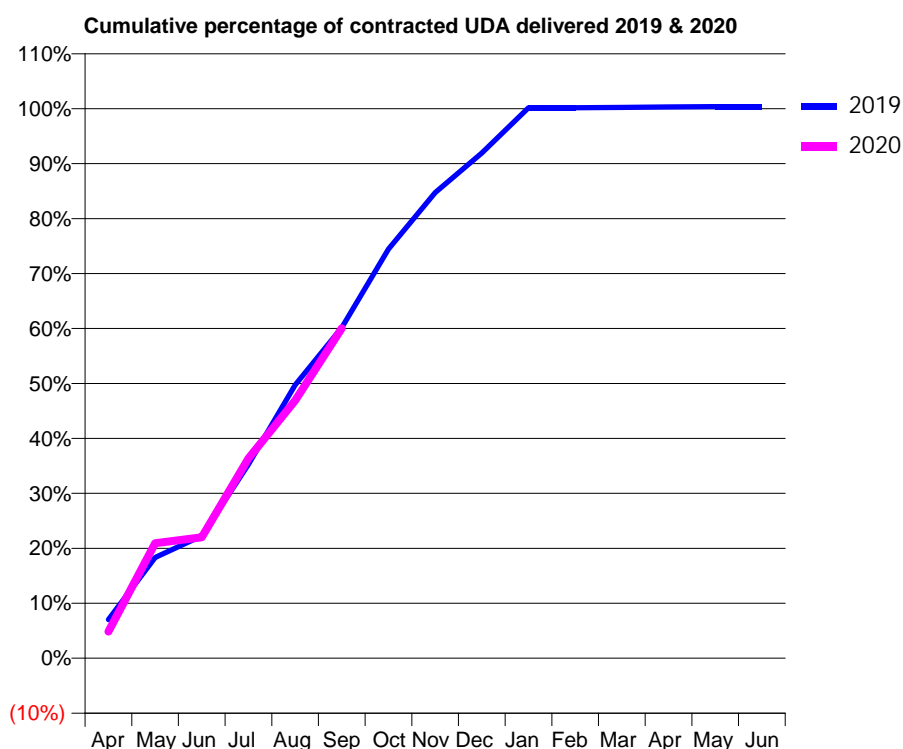
19/20 Contracted general activity (UDA)	3,200
Carry forward general activity (UDA)	-12
19/20 Contracted orthodontic activity (UOA)	2,404
Carry forward orthodontic activity (UOA)	21
Baseline contract value	£269,124.19

### ACCESS\*

Patients seen in 24 months	Total	Change since previous quarter
Quarter ending September 2018	1,739	
Quarter ending December 2018	1,798	↑
Quarter ending March 2019	1,476	↓
Quarter ending June 2019	1,468	→
Quarter ending September 2019	1,635	↑
<b>Variance since September 2018</b>	<b>(6.0%)</b>	<b>↓</b>



### ACTIVITY



Month	Adjusted Scheduled Activity (UDA)	
	2019	2020
April	225	155
May	587	669
June	712	704
July	1,130	1,164
August	1,591	1,500
September	1,925	1,921
October	2,382	
November	2,712	
December	2,941	
January	3,205	
February	3,205	
March	3,207	
April	3,210	
May	3,212	
June	3,212	

### QUALITY

	Quantity	Base Number	Contract	AT	Region	England
% of FP17s for the same patient ID Re-attending within 3 months - Children	41	775	5.3%	8.9%	11.3%	11.5%
% of FP17s for the same patient ID Re-attending within 3 months - Adults	35	513	6.8%	12.3%	14.7%	15.4%
% of FP17s for the same patient ID Re-attending between 3 & 9 months - Children	258	775	33.3%	60.2%	60.8%	59.7%
% of FP17s for the same patient ID Re-attending between 3 & 9 months - Adults	214	513	41.7%	51.1%	52.8%	51.7%
% of FP17s for Band 1 Urgent Courses	54	1,117	4.8%	7.4%	8.2%	9.2%
% of FP17s Relating to Free Repair or Replacements	4	1,117	0.4%	0.8%	0.7%	0.7%
% of FP17s Relating to Continuations	0	1,117	0.0%	0.8%	0.8%	0.8%
% of Patients satisfied with the dentistry they have received	0	0	N/A	94.5%	93.2%	93.5%
% of Patients satisfied with the time they had to wait for an appointment	0	0	N/A	91.1%	88.5%	87.4%

\* This is based on patients treated on this contract for their most recent course of treatment.

Figures in italics indicate the base number of FP17s or Patient Questionnaire responses are less than 100. N/A is shown where the base number of responses is less than 10 during the period. % is calculated as Quantity/Base number\*100

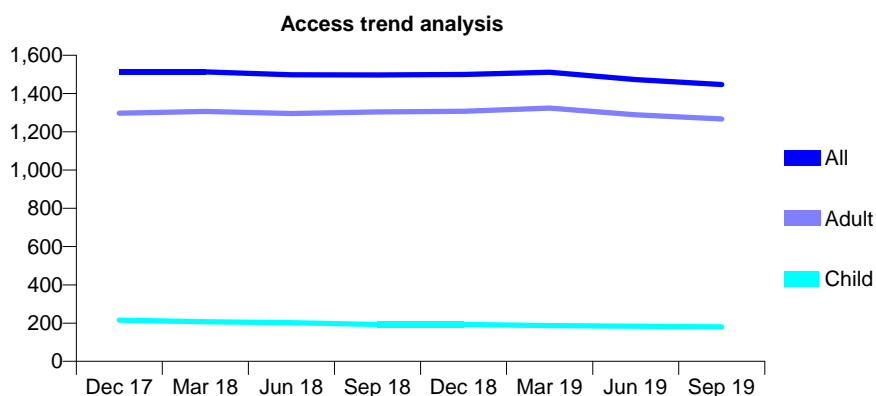
## Q53 - Vital Signs At a Glance Contract Report for 926914/0001 - September 2019

Name or company name	MR LZ BRYNIARSKI
Contract type name	GDS Contract
Purpose of contract	General
Contract start date	01/02/2008
Contract end date	

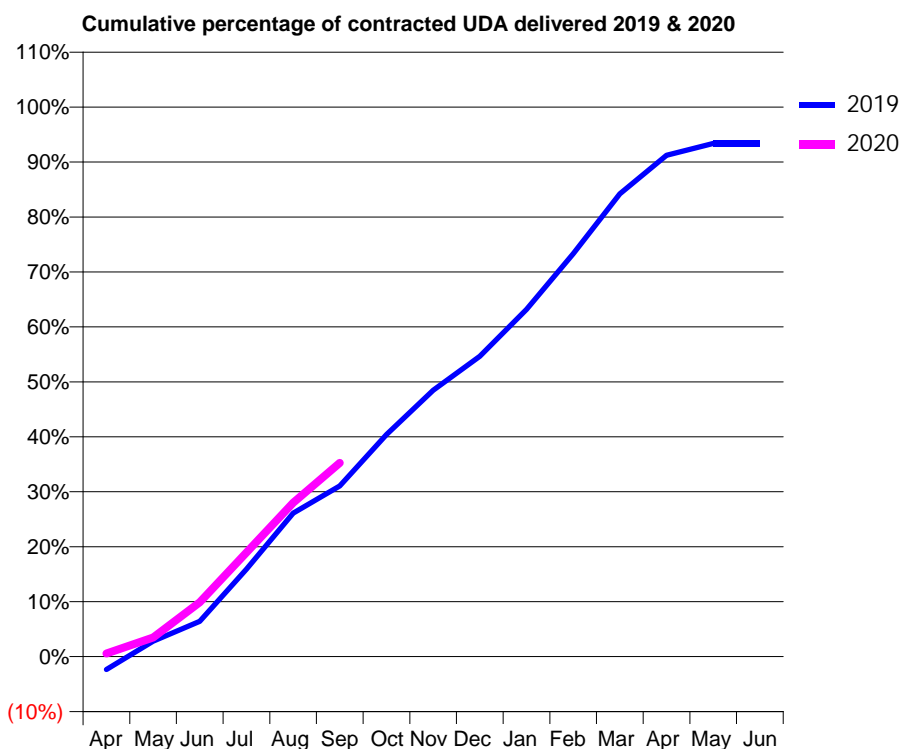
19/20 Contracted general activity (UDA)	5,000
Carry forward general activity (UDA)	0
19/20 Contracted orthodontic activity (UOA)	0
Carry forward orthodontic activity (UOA)	0
Baseline contract value	£143,782.92

### ACCESS\*

Patients seen in 24 months	Total	Change since previous quarter
Quarter ending September 2018	1,497	
Quarter ending December 2018	1,500	→
Quarter ending March 2019	1,511	→
Quarter ending June 2019	1,473	↓
Quarter ending September 2019	1,447	↓
<b>Variance since September 2018</b>	<b>(3.3%)</b>	<b>↓</b>



### ACTIVITY



Month	Adjusted Scheduled Activity (UDA)	
	2019	2020
April	-118	29
May	140	174
June	321	494
July	796	948
August	1,307	1,400
September	1,553	1,763
October	2,020	
November	2,423	
December	2,733	
January	3,159	
February	3,666	
March	4,211	
April	4,561	
May	4,670	
June	4,670	

### QUALITY

	Quantity	Base Number	Contract	AT	Region	England
% of FP17s for the same patient ID Re-attending within 3 months - Children	3	143	2.1%	8.9%	11.3%	11.5%
% of FP17s for the same patient ID Re-attending within 3 months - Adults	165	1,006	16.4%	12.3%	14.7%	15.4%
% of FP17s for the same patient ID Re-attending between 3 & 9 months - Children	106	143	74.1%	60.2%	60.8%	59.7%
% of FP17s for the same patient ID Re-attending between 3 & 9 months - Adults	607	1,006	60.3%	51.1%	52.8%	51.7%
% of FP17s for Band 1 Urgent Courses	77	911	8.5%	7.4%	8.2%	9.2%
% of FP17s Relating to Free Repair or Replacements	11	911	1.2%	0.8%	0.7%	0.7%
% of FP17s Relating to Continuations	22	911	2.4%	0.8%	0.8%	0.8%
% of Patients satisfied with the dentistry they have received	2	2	N/A	94.5%	93.2%	93.5%
% of Patients satisfied with the time they had to wait for an appointment	2	2	N/A	91.1%	88.5%	87.4%

\* This is based on patients treated on this contract for their most recent course of treatment. Figures in italics indicate the base number of FP17s or Patient Questionnaire responses are less than 100. N/A is shown where the base number of responses is less than 10 during the period. % is calculated as Quantity/Base number\*100

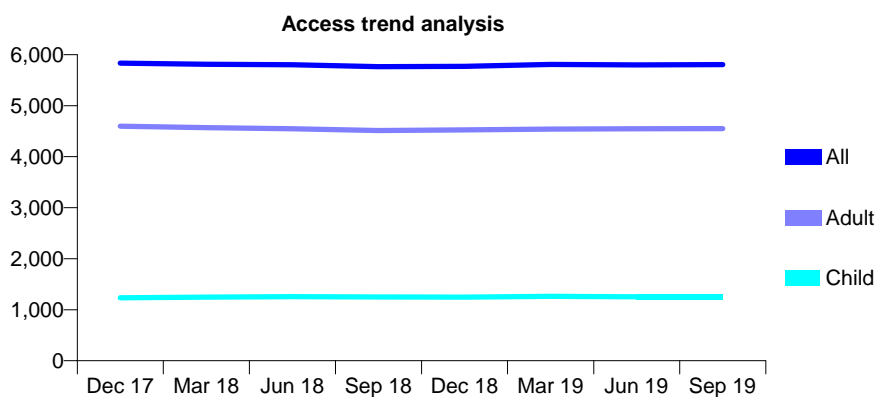
## Q53 - Vital Signs At a Glance Contract Report for 927724/0001 - September 2019

Name or company name	MR SS DEHAL
Contract type name	GDS Contract
Purpose of contract	General
Contract start date	01/04/2006
Contract end date	

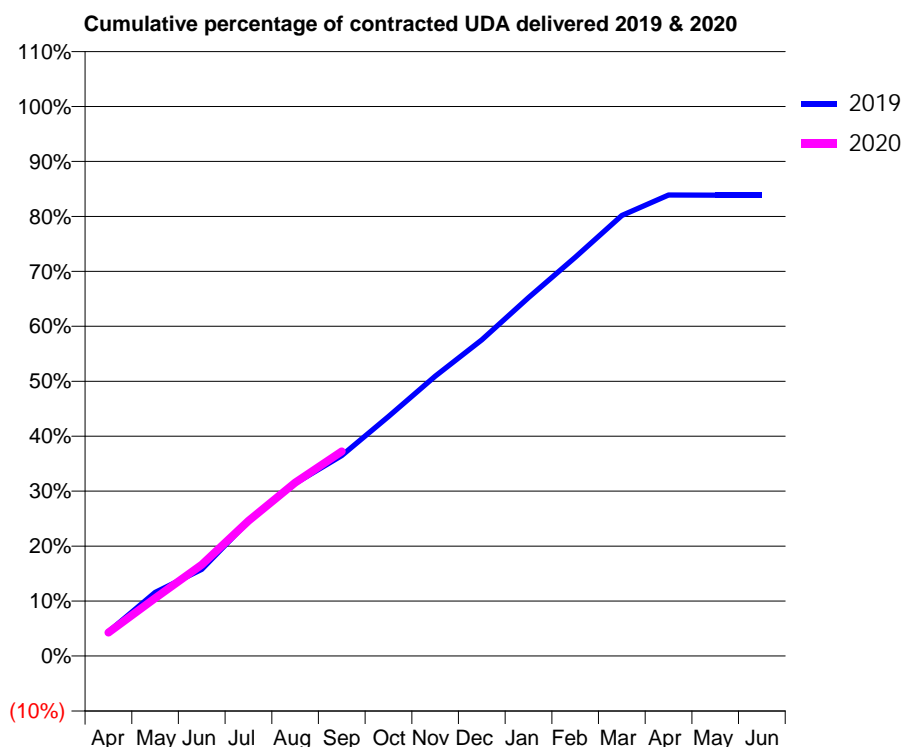
19/20 Contracted general activity (UDA)	18,430
Carry forward general activity (UDA)	0
19/20 Contracted orthodontic activity (UOA)	0
Carry forward orthodontic activity (UOA)	0
Baseline contract value	£561,926.19

### ACCESS\*

Patients seen in 24 months	Total	Change since previous quarter
Quarter ending September 2018	5,767	
Quarter ending December 2018	5,770	→
Quarter ending March 2019	5,807	→
Quarter ending June 2019	5,801	→
Quarter ending September 2019	5,805	→
<b>Variance since September 2018</b>	<b>0.7%</b>	<b>→</b>



### ACTIVITY



Month	Adjusted Scheduled Activity (UDA)	
	2019	2020
April	813	783
May	2,134	1,944
June	2,906	3,062
July	4,515	4,533
August	5,790	5,816
September	6,723	6,864
October	8,034	
November	9,387	
December	10,600	
January	12,021	
February	13,369	
March	14,777	
April	15,459	
May	15,453	
June	15,453	

### QUALITY

	Quantity	Base Number	Contract	AT	Region	England
% of FP17s for the same patient ID Re-attending within 3 months - Children	61	923	6.6%	8.9%	11.3%	11.5%
% of FP17s for the same patient ID Re-attending within 3 months - Adults	412	3,247	12.7%	12.3%	14.7%	15.4%
% of FP17s for the same patient ID Re-attending between 3 & 9 months - Children	587	923	63.6%	60.2%	60.8%	59.7%
% of FP17s for the same patient ID Re-attending between 3 & 9 months - Adults	1,968	3,247	60.6%	51.1%	52.8%	51.7%
% of FP17s for Band 1 Urgent Courses	330	3,883	8.5%	7.4%	8.2%	9.2%
% of FP17s Relating to Free Repair or Replacements	55	3,883	1.4%	0.8%	0.7%	0.7%
% of FP17s Relating to Continuations	22	3,883	0.6%	0.8%	0.8%	0.8%
% of Patients satisfied with the dentistry they have received	3	3	N/A	94.5%	93.2%	93.5%
% of Patients satisfied with the time they had to wait for an appointment	3	3	N/A	91.1%	88.5%	87.4%

\* This is based on patients treated on this contract for their most recent course of treatment. Figures in italics indicate the base number of FP17s or Patient Questionnaire responses are less than 100. N/A is shown where the base number of responses is less than 10 during the period. % is calculated as Quantity/Base number\*100

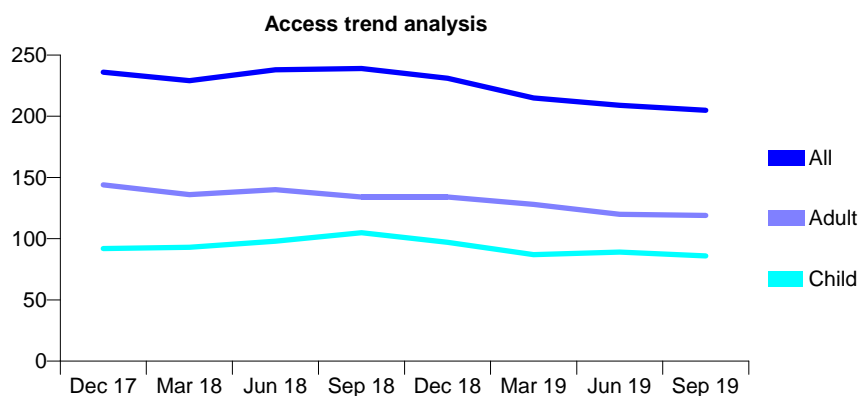
## Q53 - Vital Signs At a Glance Contract Report for 931438/0001 - September 2019

Name or company name	MR JS HEER
Contract type name	GDS Contract
Purpose of contract	General
Contract start date	01/04/2006
Contract end date	

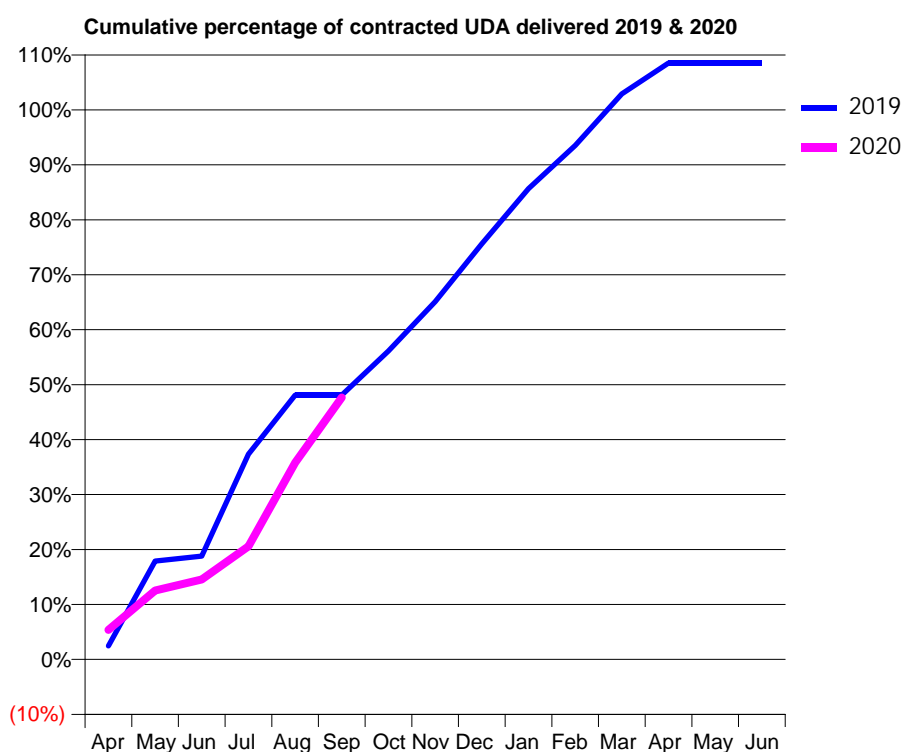
19/20 Contracted general activity (UDA)	447
Carry forward general activity (UDA)	-8
19/20 Contracted orthodontic activity (UOA)	0
Carry forward orthodontic activity (UOA)	0
Baseline contract value	£11,802.72

### ACCESS\*

Patients seen in 24 months	Total	Change since previous quarter
Quarter ending September 2018	239	
Quarter ending December 2018	231	↓
Quarter ending March 2019	215	↓
Quarter ending June 2019	209	↓
Quarter ending September 2019	205	↓
<b>Variance since September 2018</b>	<b>(14.2%)</b>	<b>↓</b>



### ACTIVITY



Month	Adjusted Scheduled Activity (UDA)	
	2019	2020
April	11	24
May	80	56
June	84	65
July	167	92
August	215	160
September	215	213
October	251	
November	291	
December	338	
January	383	
February	418	
March	460	
April	485	
May	485	
June	485	

### QUALITY

	Quantity	Base Number	Contract	AT	Region	England
% of FP17s for the same patient ID Re-attending within 3 months - Children	2	52	3.8%	8.9%	11.3%	11.5%
% of FP17s for the same patient ID Re-attending within 3 months - Adults	9	68	13.2%	12.3%	14.7%	15.4%
% of FP17s for the same patient ID Re-attending between 3 & 9 months - Children	26	52	50.0%	60.2%	60.8%	59.7%
% of FP17s for the same patient ID Re-attending between 3 & 9 months - Adults	34	68	50.0%	51.1%	52.8%	51.7%
% of FP17s for Band 1 Urgent Courses	0	117	0.0%	7.4%	8.2%	9.2%
% of FP17s Relating to Free Repair or Replacements	0	117	0.0%	0.8%	0.7%	0.7%
% of FP17s Relating to Continuations	0	117	0.0%	0.8%	0.8%	0.8%
% of Patients satisfied with the dentistry they have received	0	0	N/A	94.5%	93.2%	93.5%
% of Patients satisfied with the time they had to wait for an appointment	0	0	N/A	91.1%	88.5%	87.4%

\* This is based on patients treated on this contract for their most recent course of treatment. Figures in italics indicate the base number of FP17s or Patient Questionnaire responses are less than 100. N/A is shown where the base number of responses is less than 10 during the period. % is calculated as Quantity/Base number\*100

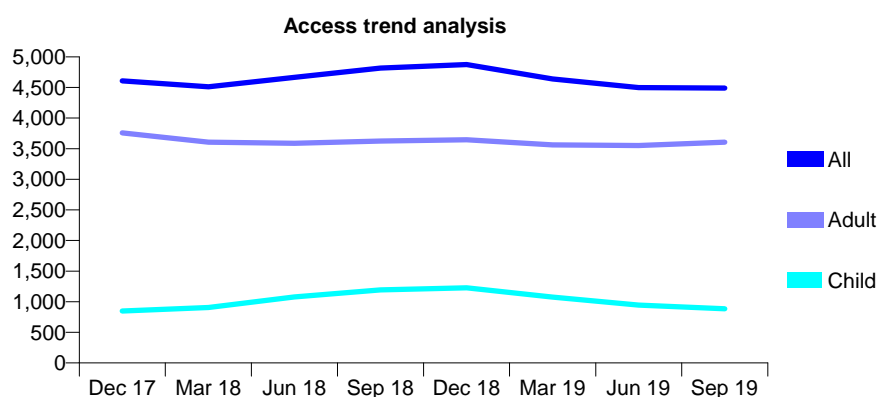
## Q53 - Vital Signs At a Glance Contract Report for 931632/0001 - September 2019

Name or company name	MR T MIRZA
Contract type name	GDS Contract
Purpose of contract	General
Contract start date	10/07/2006
Contract end date	

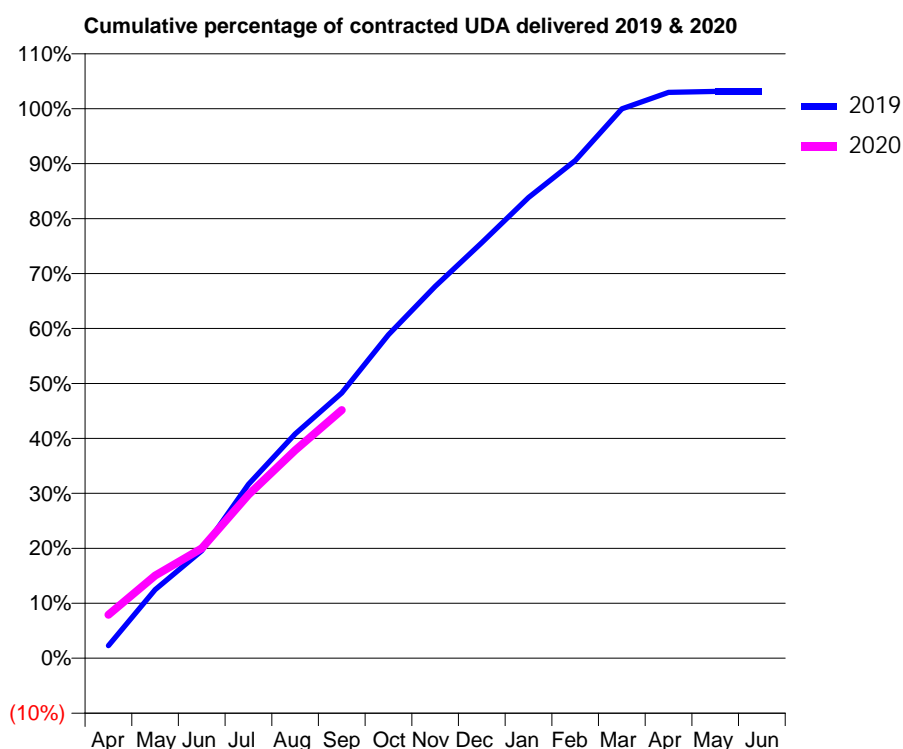
19/20 Contracted general activity (UDA)	16,398
Carry forward general activity (UDA)	-327
19/20 Contracted orthodontic activity (UOA)	0
Carry forward orthodontic activity (UOA)	0
Baseline contract value	£435,747.24

### ACCESS\*

Patients seen in 24 months	Total	Change since previous quarter
Quarter ending September 2018	4,818	
Quarter ending December 2018	4,874	→
Quarter ending March 2019	4,639	↓
Quarter ending June 2019	4,497	↓
Quarter ending September 2019	4,492	→
<b>Variance since September 2018</b>	<b>(6.8%)</b>	<b>↓</b>



### ACTIVITY



Month	2019	2020
April	378	1,297
May	2,045	2,465
June	3,208	3,276
July	5,189	4,875
August	6,693	6,206
September	7,918	7,402
October	9,651	
November	11,095	
December	12,399	
January	13,746	
February	14,847	
March	16,391	
April	16,881	
May	16,914	
June	16,915	

### QUALITY

	Quantity	Base Number	Contract	AT	Region	England
% of FP17s for the same patient ID Re-attending within 3 months - Children	24	612	3.9%	8.9%	11.3%	11.5%
% of FP17s for the same patient ID Re-attending within 3 months - Adults	317	2,811	11.3%	12.3%	14.7%	15.4%
% of FP17s for the same patient ID Re-attending between 3 & 9 months - Children	368	612	60.1%	60.2%	60.8%	59.7%
% of FP17s for the same patient ID Re-attending between 3 & 9 months - Adults	1,709	2,811	60.8%	51.1%	52.8%	51.7%
% of FP17s for Band 1 Urgent Courses	170	3,245	5.2%	7.4%	8.2%	9.2%
% of FP17s Relating to Free Repair or Replacements	49	3,245	1.5%	0.8%	0.7%	0.7%
% of FP17s Relating to Continuations	59	3,245	1.8%	0.8%	0.8%	0.8%
% of Patients satisfied with the dentistry they have received	3	3	N/A	94.5%	93.2%	93.5%
% of Patients satisfied with the time they had to wait for an appointment	2	3	N/A	91.1%	88.5%	87.4%

\* This is based on patients treated on this contract for their most recent course of treatment.

Figures in italics indicate the base number of FP17s or Patient Questionnaire responses are less than 100. N/A is shown where the base number of responses is less than 10 during the period. % is calculated as Quantity/Base number\*100



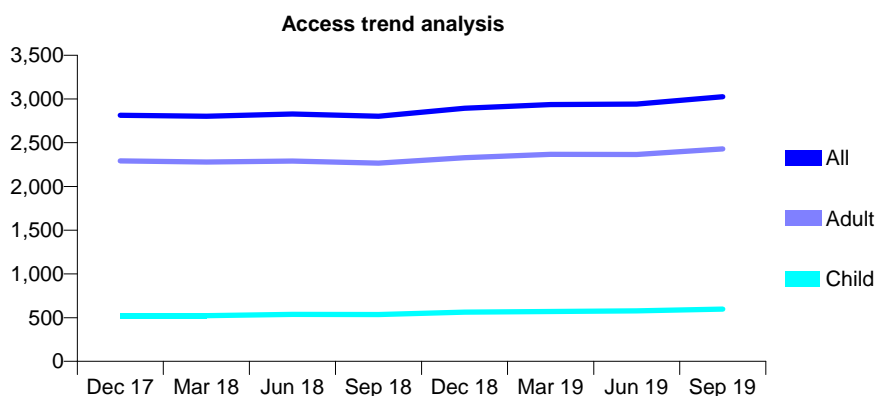
## Q53 - Vital Signs At a Glance Contract Report for 932833/0001 - September 2019

Name or company name	MR B RAHNAMA
Contract type name	GDS Contract
Purpose of contract	General
Contract start date	01/04/2006
Contract end date	

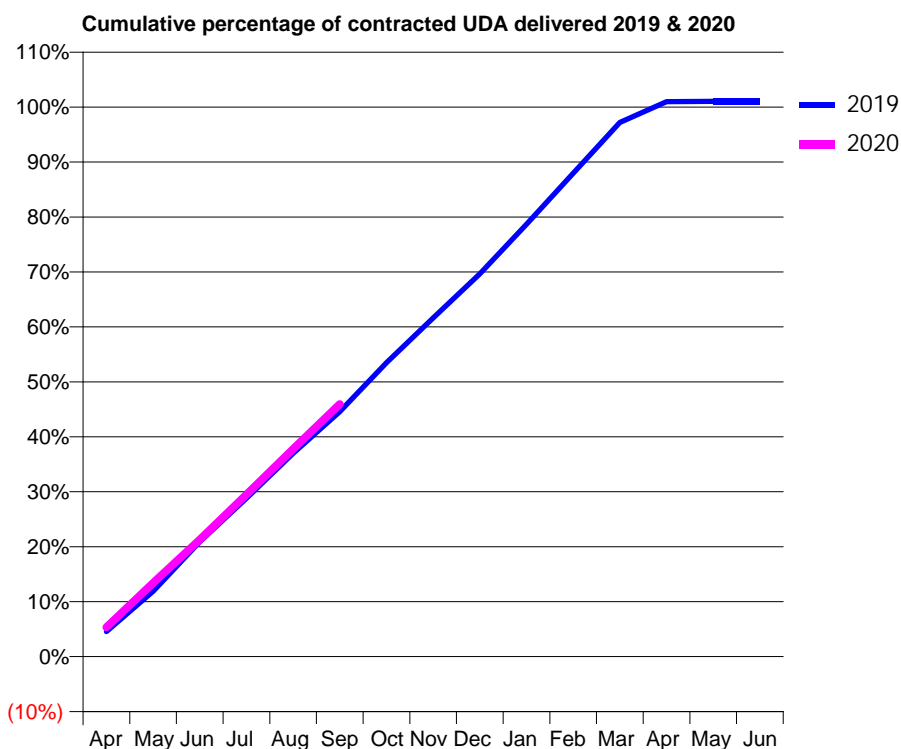
19/20 Contracted general activity (UDA)	7,591
Carry forward general activity (UDA)	-78
19/20 Contracted orthodontic activity (UOA)	0
Carry forward orthodontic activity (UOA)	0
Baseline contract value	£235,857.72

### ACCESS\*

Patients seen in 24 months	Total	Change since previous quarter
Quarter ending September 2018	2,802	
Quarter ending December 2018	2,894	↑
Quarter ending March 2019	2,937	→
Quarter ending June 2019	2,942	→
Quarter ending September 2019	3,026	↑
<b>Variance since September 2018</b>	<b>8.0%</b>	<b>↑</b>



### ACTIVITY



Month	Adjusted Scheduled Activity (UDA)	
	2019	2020
April	348	407
May	903	1,018
June	1,588	1,614
July	2,188	2,239
August	2,808	2,869
September	3,383	3,488
October	4,062	
November	4,680	
December	5,286	
January	5,971	
February	6,677	
March	7,379	
April	7,667	
May	7,670	
June	7,670	

### QUALITY

	Quantity	Base Number	Contract	AT	Region	England
% of FP17s for the same patient ID Re-attending within 3 months - Children	10	445	2.2%	8.9%	11.3%	11.5%
% of FP17s for the same patient ID Re-attending within 3 months - Adults	130	1,608	8.1%	12.3%	14.7%	15.4%
% of FP17s for the same patient ID Re-attending between 3 & 9 months - Children	244	445	54.8%	60.2%	60.8%	59.7%
% of FP17s for the same patient ID Re-attending between 3 & 9 months - Adults	818	1,608	50.9%	51.1%	52.8%	51.7%
% of FP17s for Band 1 Urgent Courses	149	1,842	8.1%	7.4%	8.2%	9.2%
% of FP17s Relating to Free Repair or Replacements	1	1,842	0.1%	0.8%	0.7%	0.7%
% of FP17s Relating to Continuations	0	1,842	0.0%	0.8%	0.8%	0.8%
% of Patients satisfied with the dentistry they have received	3	3	N/A	94.5%	93.2%	93.5%
% of Patients satisfied with the time they had to wait for an appointment	3	3	N/A	91.1%	88.5%	87.4%

\* This is based on patients treated on this contract for their most recent course of treatment. Figures in italics indicate the base number of FP17s or Patient Questionnaire responses are less than 100. N/A is shown where the base number of responses is less than 10 during the period. % is calculated as Quantity/Base number\*100

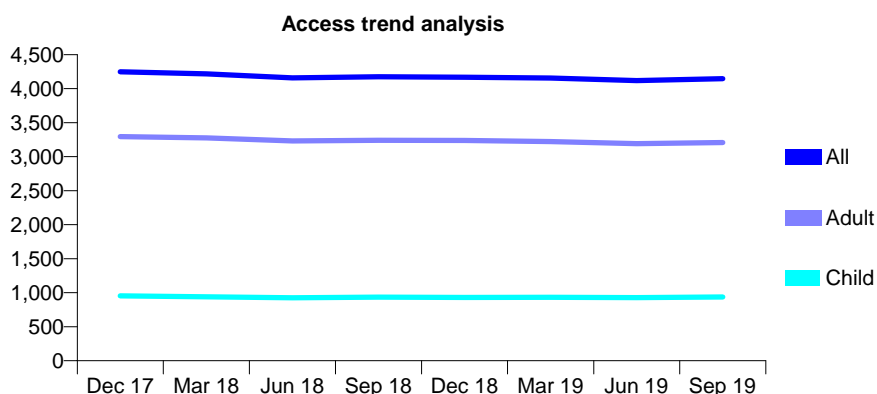
## Q53 - Vital Signs At a Glance Contract Report for 960128/0001 - September 2019

Name or company name	MR Z SACRANIE
Contract type name	GDS Contract
Purpose of contract	General
Contract start date	01/04/2009
Contract end date	

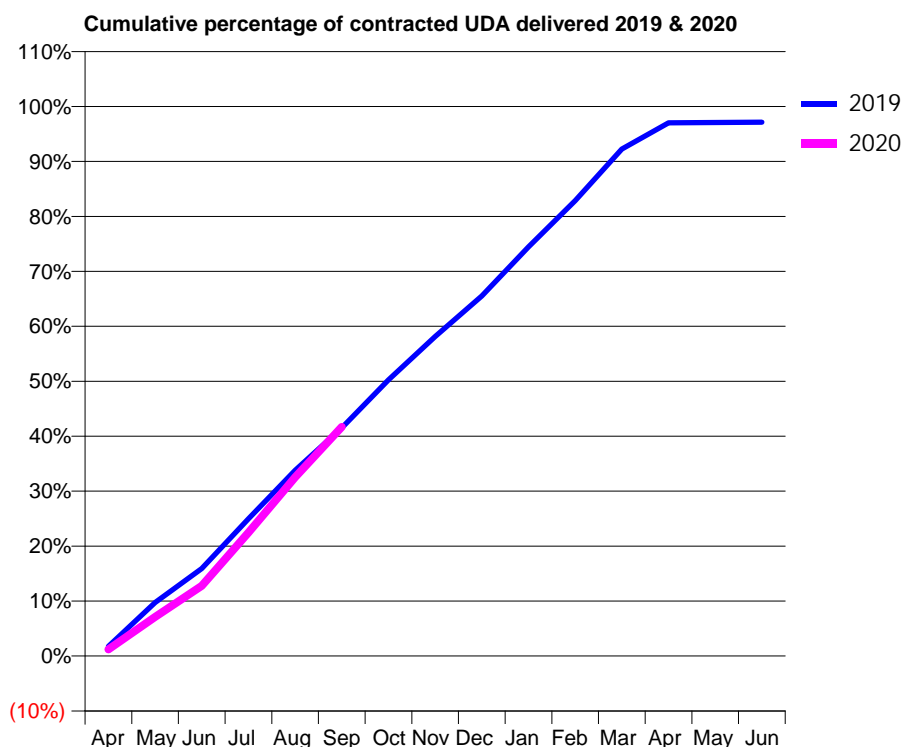
19/20 Contracted general activity (UDA)	12,000
Carry forward general activity (UDA)	344
19/20 Contracted orthodontic activity (UOA)	0
Carry forward orthodontic activity (UOA)	0
Baseline contract value	£369,775.19

### ACCESS\*

Patients seen in 24 months	Total	Change since previous quarter
Quarter ending September 2018	4,176	
Quarter ending December 2018	4,168	→
Quarter ending March 2019	4,155	→
Quarter ending June 2019	4,119	→
Quarter ending September 2019	4,148	→
<b>Variance since September 2018</b>	<b>(0.7%)</b>	<b>→</b>



### ACTIVITY



Month	Adjusted Scheduled Activity (UDA)	
	2019	2020
April	211	144
May	1,168	856
June	1,910	1,532
July	2,998	2,695
August	4,054	3,907
September	4,980	5,000
October	6,030	
November	6,975	
December	7,860	
January	8,937	
February	9,944	
March	11,069	
April	11,642	
May	11,650	
June	11,656	

### QUALITY

	Quantity	Base Number	Contract	AT	Region	England
% of FP17s for the same patient ID Re-attending within 3 months - Children	85	796	10.7%	8.9%	11.3%	11.5%
% of FP17s for the same patient ID Re-attending within 3 months - Adults	405	2,448	16.5%	12.3%	14.7%	15.4%
% of FP17s for the same patient ID Re-attending between 3 & 9 months - Children	493	796	61.9%	60.2%	60.8%	59.7%
% of FP17s for the same patient ID Re-attending between 3 & 9 months - Adults	1,466	2,448	59.9%	51.1%	52.8%	51.7%
% of FP17s for Band 1 Urgent Courses	332	2,813	11.8%	7.4%	8.2%	9.2%
% of FP17s Relating to Free Repair or Replacements	26	2,813	0.9%	0.8%	0.7%	0.7%
% of FP17s Relating to Continuations	9	2,813	0.3%	0.8%	0.8%	0.8%
% of Patients satisfied with the dentistry they have received	1	1	N/A	94.5%	93.2%	93.5%
% of Patients satisfied with the time they had to wait for an appointment	1	1	N/A	91.1%	88.5%	87.4%

\* This is based on patients treated on this contract for their most recent course of treatment. Figures in italics indicate the base number of FP17s or Patient Questionnaire responses are less than 100. N/A is shown where the base number of responses is less than 10 during the period. % is calculated as Quantity/Base number\*100

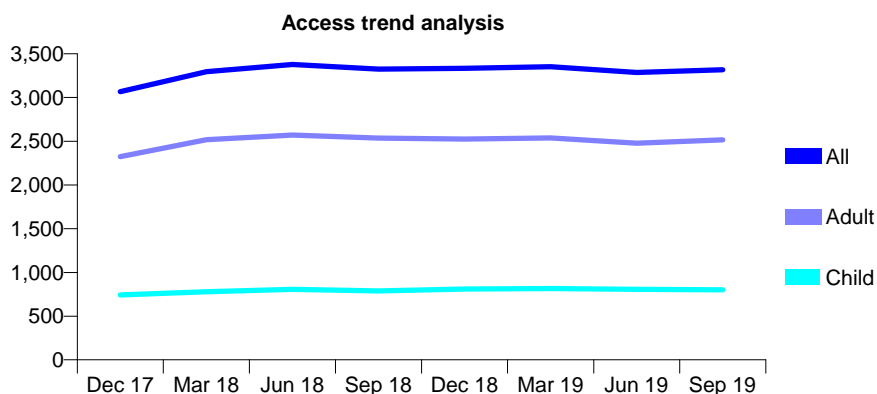
## Q54 - Vital Signs At a Glance Contract Report for 10085/0000 - September 2019

Name or company name	Broadway Dental Suite
Contract type name	GDS Contract
Purpose of contract	General
Contract start date	01/04/2016
Contract end date	

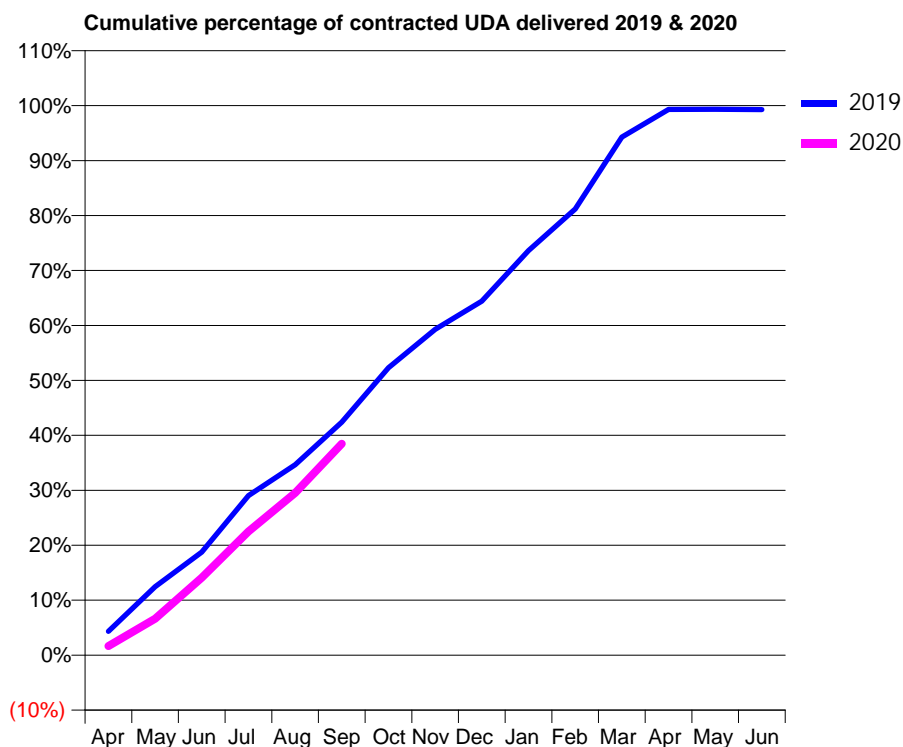
19/20 Contracted general activity (UDA)	11,239
Carry forward general activity (UDA)	84
19/20 Contracted orthodontic activity (UOA)	0
Carry forward orthodontic activity (UOA)	0
Baseline contract value	£381,721.65

### ACCESS\*

Patients seen in 24 months	Total	Change since previous quarter
Quarter ending September 2018	3,325	
Quarter ending December 2018	3,335	→
Quarter ending March 2019	3,353	→
Quarter ending June 2019	3,285	↓
Quarter ending September 2019	3,317	→
<b>Variance since September 2018</b>	<b>(0.2%)</b>	<b>→</b>



### ACTIVITY



Month	Adjusted Scheduled Activity (UDA)	
	2019	2020
April	486	188
May	1,399	746
June	2,106	1,584
July	3,264	2,530
August	3,892	3,318
September	4,767	4,324
October	5,878	
November	6,664	
December	7,240	
January	8,273	
February	9,124	
March	10,595	
April	11,160	
May	11,165	
June	11,155	

### QUALITY

	Quantity	Base Number	Contract	AT	Region	England
% of FP17s for the same patient ID Re-attending within 3 months - Children	28	369	7.6%	9.9%	11.3%	11.5%
% of FP17s for the same patient ID Re-attending within 3 months - Adults	98	1,061	9.2%	14.4%	14.7%	15.4%
% of FP17s for the same patient ID Re-attending between 3 & 9 months - Children	106	369	28.7%	53.5%	60.8%	59.7%
% of FP17s for the same patient ID Re-attending between 3 & 9 months - Adults	288	1,061	27.1%	48.5%	52.8%	51.7%
% of FP17s for Band 1 Urgent Courses	94	1,316	7.1%	8.3%	8.2%	9.2%
% of FP17s Relating to Free Repair or Replacements	11	1,316	0.8%	0.7%	0.7%	0.7%
% of FP17s Relating to Continuations	1	1,316	0.1%	0.7%	0.8%	0.8%
% of Patients satisfied with the dentistry they have received	0	0	N/A	92.9%	93.2%	93.5%
% of Patients satisfied with the time they had to wait for an appointment	0	0	N/A	91.6%	88.5%	87.4%

\* This is based on patients treated on this contract for their most recent course of treatment. Figures in italics indicate the base number of FP17s or Patient Questionnaire responses are less than 100. N/A is shown where the base number of responses is less than 10 during the period. % is calculated as Quantity/Base number\*100

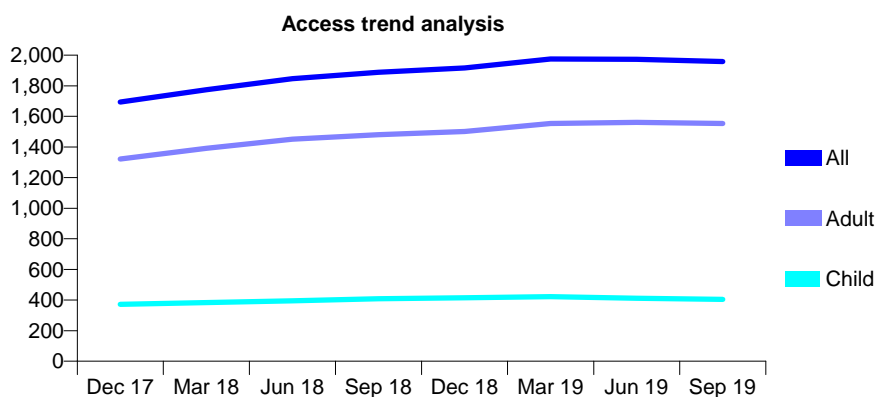
## Q54 - Vital Signs At a Glance Contract Report for 100162/0000 - September 2019

Name or company name	Jandu Dental Surgery
Contract type name	GDS Contract
Purpose of contract	General
Contract start date	01/06/2016
Contract end date	

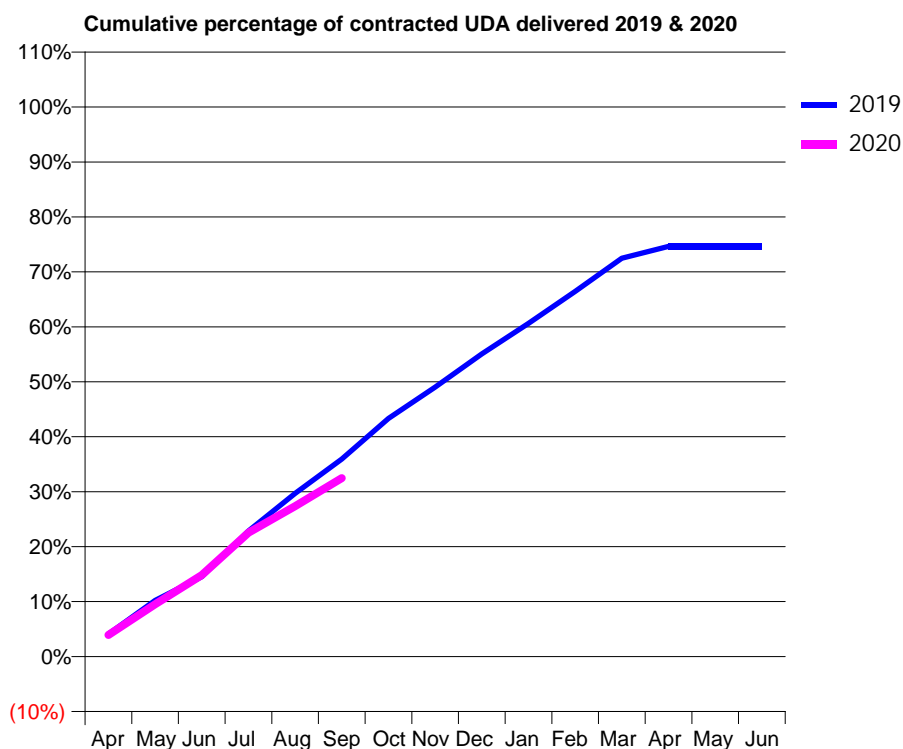
19/20 Contracted general activity (UDA)	7,200
Carry forward general activity (UDA)	0
19/20 Contracted orthodontic activity (UOA)	0
Carry forward orthodontic activity (UOA)	0
Baseline contract value	£158,564.71

### ACCESS\*

Patients seen in 24 months	Total	Change since previous quarter
Quarter ending September 2018	1,889	
Quarter ending December 2018	1,917	→
Quarter ending March 2019	1,975	↑
Quarter ending June 2019	1,973	→
Quarter ending September 2019	1,959	→
<b>Variance since September 2018</b>	<b>3.7%</b>	<b>↑</b>



### ACTIVITY



Month	Adjusted Scheduled Activity (UDA)	
	2019	2020
April	296	284
May	737	686
June	1,046	1,066
July	1,646	1,623
August	2,138	1,972
September	2,587	2,337
October	3,119	
November	3,530	
December	3,965	
January	4,365	
February	4,786	
March	5,219	
April	5,373	
May	5,373	
June	5,373	

### QUALITY

	Quantity	Base Number	Contract	AT	Region	England
% of FP17s for the same patient ID Re-attending within 3 months - Children	15	303	5.0%	9.9%	11.3%	11.5%
% of FP17s for the same patient ID Re-attending within 3 months - Adults	150	1,121	13.4%	14.4%	14.7%	15.4%
% of FP17s for the same patient ID Re-attending between 3 & 9 months - Children	210	303	69.3%	53.5%	60.8%	59.7%
% of FP17s for the same patient ID Re-attending between 3 & 9 months - Adults	645	1,121	57.5%	48.5%	52.8%	51.7%
% of FP17s for Band 1 Urgent Courses	58	1,323	4.4%	8.3%	8.2%	9.2%
% of FP17s Relating to Free Repair or Replacements	14	1,323	1.1%	0.7%	0.7%	0.7%
% of FP17s Relating to Continuations	16	1,323	1.2%	0.7%	0.8%	0.8%
% of Patients satisfied with the dentistry they have received	1	1	N/A	92.9%	93.2%	93.5%
% of Patients satisfied with the time they had to wait for an appointment	1	1	N/A	91.6%	88.5%	87.4%

\* This is based on patients treated on this contract for their most recent course of treatment. Figures in italics indicate the base number of FP17s or Patient Questionnaire responses are less than 100. N/A is shown where the base number of responses is less than 10 during the period. % is calculated as Quantity/Base number\*100

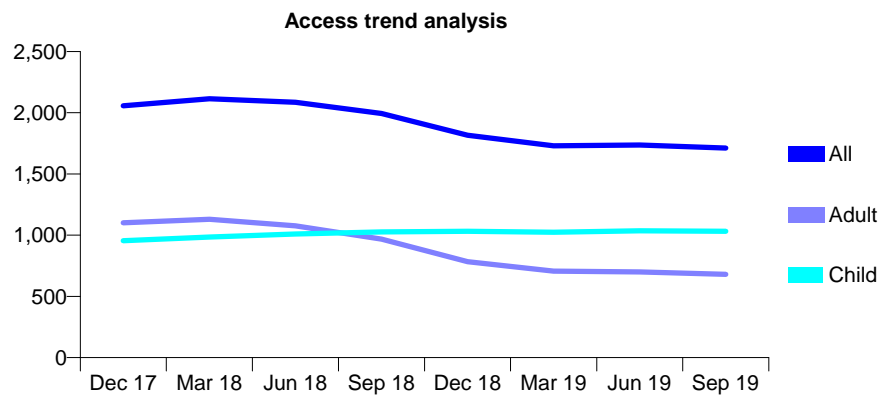
## Q54 - Vital Signs At a Glance Contract Report for 100164/0000 - September 2019

Name or company name	Princes End Dental Practice
Contract type name	GDS Contract
Purpose of contract	General
Contract start date	01/06/2016
Contract end date	

19/20 Contracted general activity (UDA)	4,890
Carry forward general activity (UDA)	-3
19/20 Contracted orthodontic activity (UOA)	0
Carry forward orthodontic activity (UOA)	0
Baseline contract value	£122,271.43

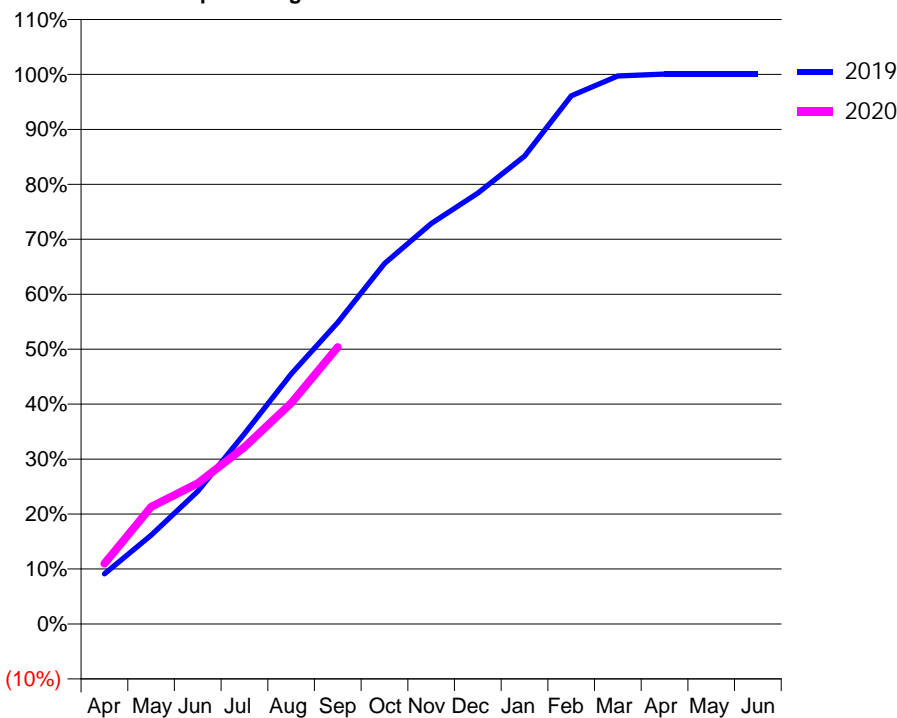
### ACCESS\*

Patients seen in 24 months	Total	Change since previous quarter
Quarter ending September 2018	1,995	
Quarter ending December 2018	1,816	↓
Quarter ending March 2019	1,730	↓
Quarter ending June 2019	1,737	→
Quarter ending September 2019	1,712	↓
<b>Variance since September 2018</b>	<b>(14.2%)</b>	<b>↓</b>



### ACTIVITY

Cumulative percentage of contracted UDA delivered 2019 & 2020



Adjusted Scheduled Activity (UDA)		
Month	2019	2020
April	445	537
May	791	1,043
June	1,180	1,252
July	1,693	1,574
August	2,224	1,965
September	2,682	2,464
October	3,206	
November	3,563	
December	3,833	
January	4,162	
February	4,699	
March	4,875	
April	4,893	
May	4,893	
June	4,893	

### QUALITY

	Quantity	Base Number	Contract	AT	Region	England
% of FP17s for the same patient ID Re-attending within 3 months - Children	24	582	4.1%	9.9%	11.3%	11.5%
% of FP17s for the same patient ID Re-attending within 3 months - Adults	47	348	13.5%	14.4%	14.7%	15.4%
% of FP17s for the same patient ID Re-attending between 3 & 9 months - Children	273	582	46.9%	53.5%	60.8%	59.7%
% of FP17s for the same patient ID Re-attending between 3 & 9 months - Adults	152	348	43.7%	48.5%	52.8%	51.7%
% of FP17s for Band 1 Urgent Courses	36	926	3.9%	8.3%	8.2%	9.2%
% of FP17s Relating to Free Repair or Replacements	1	926	0.1%	0.7%	0.7%	0.7%
% of FP17s Relating to Continuations	0	926	0.0%	0.7%	0.8%	0.8%
% of Patients satisfied with the dentistry they have received	0	0	N/A	92.9%	93.2%	93.5%
% of Patients satisfied with the time they had to wait for an appointment	0	0	N/A	91.6%	88.5%	87.4%

\* This is based on patients treated on this contract for their most recent course of treatment.

Figures in italics indicate the base number of FP17s or Patient Questionnaire responses are less than 100. N/A is shown where the base number of responses is less than 10 during the period. % is calculated as Quantity/Base number\*100

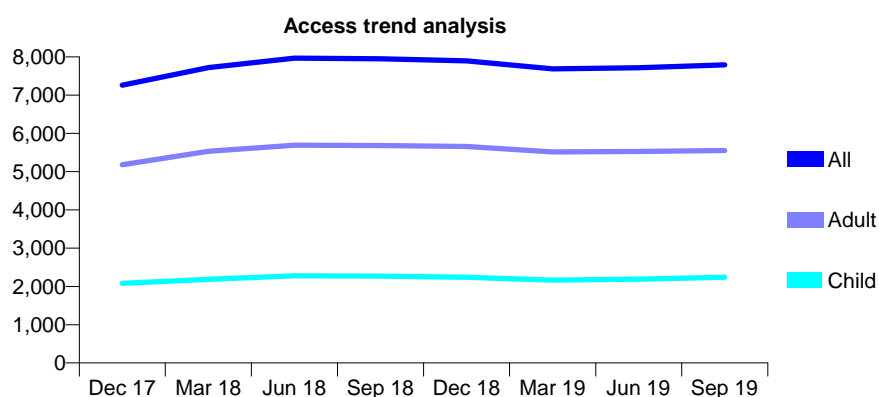
## Q54 - Vital Signs At a Glance Contract Report for 100165/0000 - September 2019

Name or company name	Family Dental Centre Partnership
Contract type name	GDS Contract
Purpose of contract	General
Contract start date	01/06/2016
Contract end date	

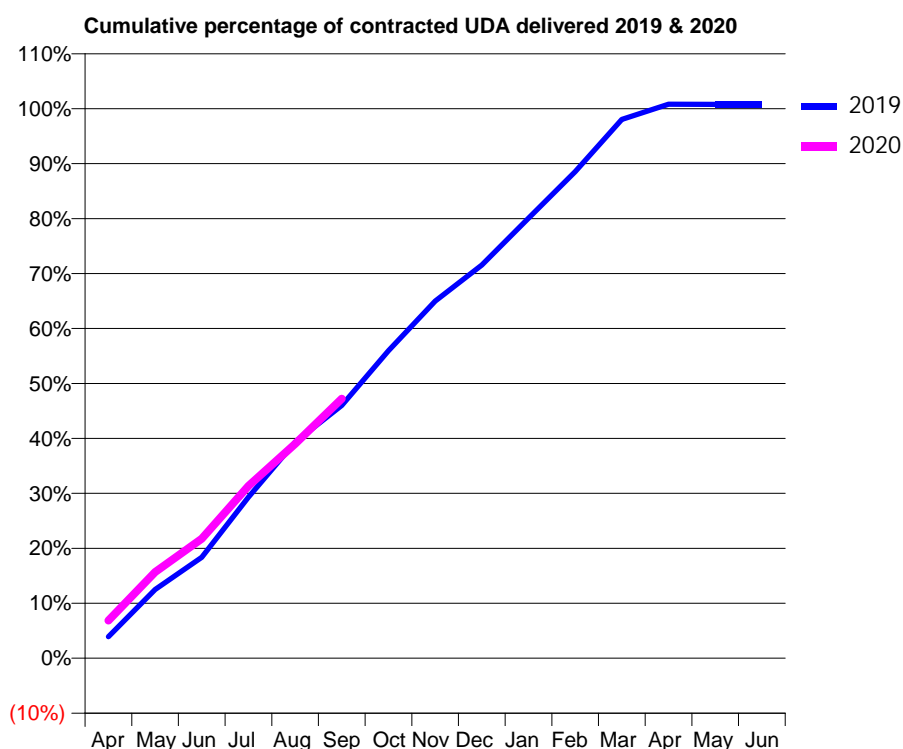
19/20 Contracted general activity (UDA)	17,884
Carry forward general activity (UDA)	-138
19/20 Contracted orthodontic activity (UOA)	0
Carry forward orthodontic activity (UOA)	0
Baseline contract value	£517,508.89

### ACCESS\*

Patients seen in 24 months	Total	Change since previous quarter
Quarter ending September 2018	7,950	
Quarter ending December 2018	7,896	→
Quarter ending March 2019	7,683	↓
Quarter ending June 2019	7,717	→
Quarter ending September 2019	7,791	→
<b>Variance since September 2018</b>	<b>(2.0%)</b>	<b>↓</b>



### ACTIVITY



Month	2019	2020
April	701	1,226
May	2,237	2,806
June	3,281	3,891
July	5,241	5,606
August	7,034	6,975
September	8,224	8,448
October	10,005	
November	11,625	
December	12,793	
January	14,319	
February	15,836	
March	17,536	
April	18,027	
May	18,022	
June	18,022	

### QUALITY

	Quantity	Base Number	Contract	AT	Region	England
% of FP17s for the same patient ID Re-attending within 3 months - Children	139	1,669	8.3%	9.9%	11.3%	11.5%
% of FP17s for the same patient ID Re-attending within 3 months - Adults	538	4,040	13.3%	14.4%	14.7%	15.4%
% of FP17s for the same patient ID Re-attending between 3 & 9 months - Children	885	1,669	53.0%	53.5%	60.8%	59.7%
% of FP17s for the same patient ID Re-attending between 3 & 9 months - Adults	2,343	4,040	58.0%	48.5%	52.8%	51.7%
% of FP17s for Band 1 Urgent Courses	434	5,055	8.6%	8.3%	8.2%	9.2%
% of FP17s Relating to Free Repair or Replacements	30	5,055	0.6%	0.7%	0.7%	0.7%
% of FP17s Relating to Continuations	8	5,055	0.2%	0.7%	0.8%	0.8%
% of Patients satisfied with the dentistry they have received	1	1	N/A	92.9%	93.2%	93.5%
% of Patients satisfied with the time they had to wait for an appointment	1	1	N/A	91.6%	88.5%	87.4%

\* This is based on patients treated on this contract for their most recent course of treatment.

Figures in italics indicate the base number of FP17s or Patient Questionnaire responses are less than 100. N/A is shown where the base number of responses is less than 10 during the period. % is calculated as Quantity/Base number\*100

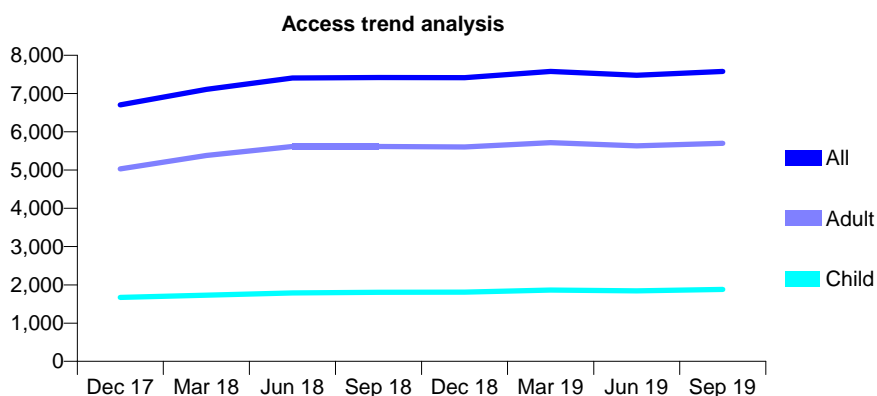
## Q54 - Vital Signs At a Glance Contract Report for 100173/0000 - September 2019

Name or company name	Hilltop Dental Spa
Contract type name	GDS Contract
Purpose of contract	General
Contract start date	01/07/2016
Contract end date	

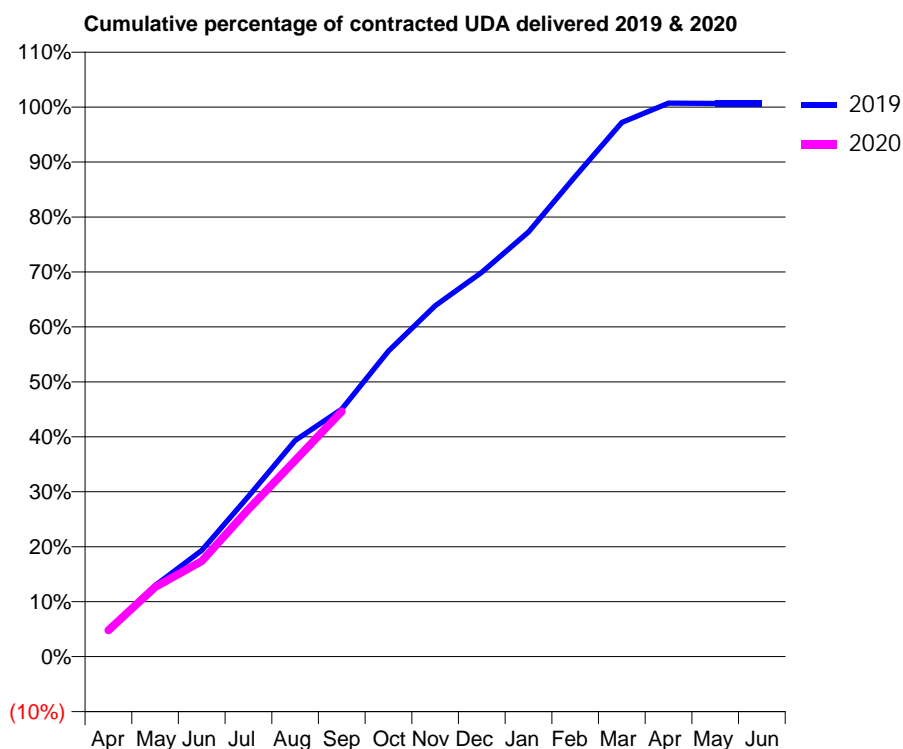
19/20 Contracted general activity (UDA)	23,164
Carry forward general activity (UDA)	-155
19/20 Contracted orthodontic activity (UOA)	0
Carry forward orthodontic activity (UOA)	0
Baseline contract value	£649,549.23

### ACCESS\*

Patients seen in 24 months	Total	Change since previous quarter
Quarter ending September 2018	7,421	
Quarter ending December 2018	7,414	→
Quarter ending March 2019	7,578	↑
Quarter ending June 2019	7,476	↓
Quarter ending September 2019	7,578	→
<b>Variance since September 2018</b>	<b>2.1%</b>	<b>↑</b>



### ACTIVITY



Month	Adjusted Scheduled Activity (UDA)	
	2019	2020
April	1,122	1,110
May	2,997	2,933
June	4,479	4,021
July	6,754	6,210
August	9,107	8,278
September	10,428	10,341
October	12,883	
November	14,795	
December	16,195	
January	17,903	
February	20,237	
March	22,515	
April	23,330	
May	23,319	
June	23,319	

### QUALITY

	Quantity	Base Number	Contract	AT	Region	England
% of FP17s for the same patient ID Re-attending within 3 months - Children	75	1,327	5.7%	9.9%	11.3%	11.5%
% of FP17s for the same patient ID Re-attending within 3 months - Adults	550	3,983	13.8%	14.4%	14.7%	15.4%
% of FP17s for the same patient ID Re-attending between 3 & 9 months - Children	813	1,327	61.3%	53.5%	60.8%	59.7%
% of FP17s for the same patient ID Re-attending between 3 & 9 months - Adults	2,255	3,983	56.6%	48.5%	52.8%	51.7%
% of FP17s for Band 1 Urgent Courses	350	4,976	7.0%	8.3%	8.2%	9.2%
% of FP17s Relating to Free Repair or Replacements	41	4,976	0.8%	0.7%	0.7%	0.7%
% of FP17s Relating to Continuations	84	4,976	1.7%	0.7%	0.8%	0.8%
% of Patients satisfied with the dentistry they have received	0	0	N/A	92.9%	93.2%	93.5%
% of Patients satisfied with the time they had to wait for an appointment	0	0	N/A	91.6%	88.5%	87.4%

\* This is based on patients treated on this contract for their most recent course of treatment. Figures in italics indicate the base number of FP17s or Patient Questionnaire responses are less than 100. N/A is shown where the base number of responses is less than 10 during the period. % is calculated as Quantity/Base number\*100

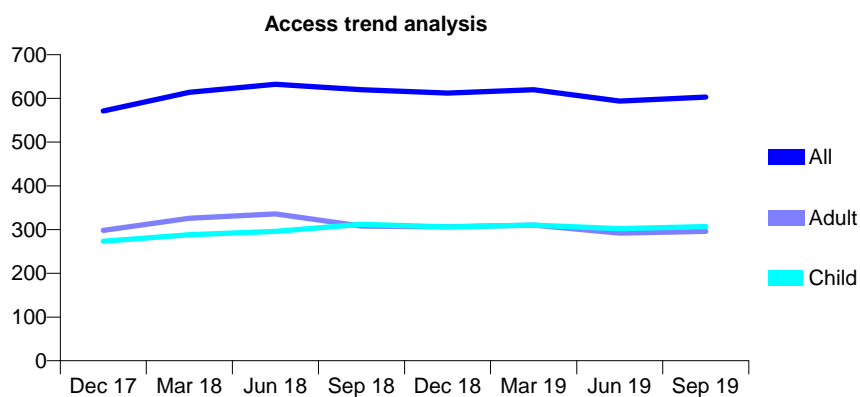
## Q54 - Vital Signs At a Glance Contract Report for 100176/0000 - September 2019

Name or company name	Mr S Merali
Contract type name	GDS Contract
Purpose of contract	General
Contract start date	01/07/2016
Contract end date	

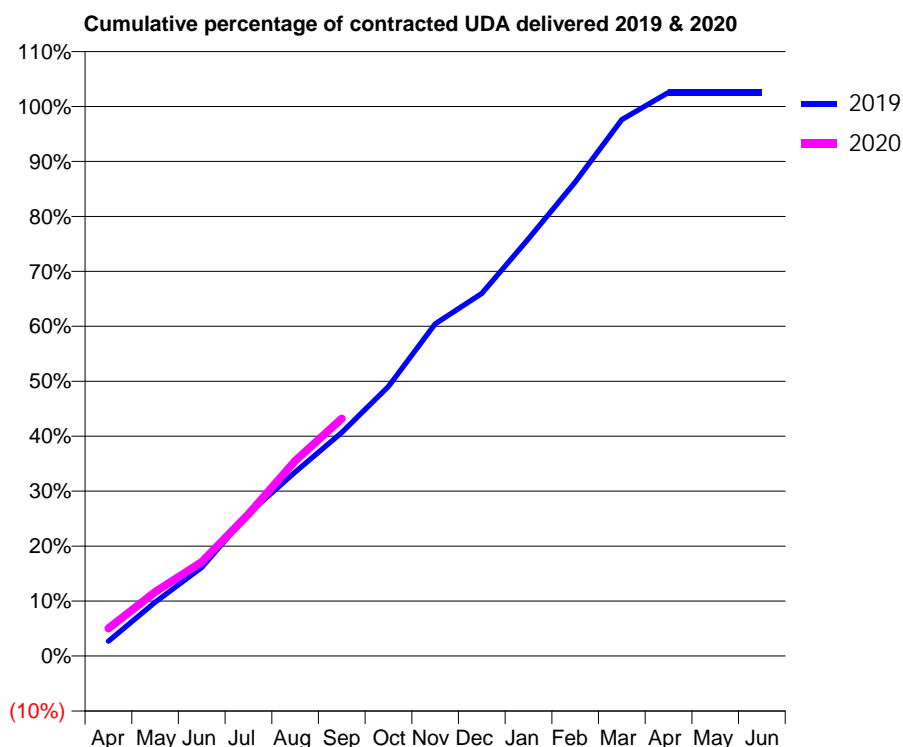
19/20 Contracted general activity (UDA)	2,323
Carry forward general activity (UDA)	-46
19/20 Contracted orthodontic activity (UOA)	0
Carry forward orthodontic activity (UOA)	0
Baseline contract value	£55,312.30

### ACCESS\*

Patients seen in 24 months	Total	Change since previous quarter
Quarter ending September 2018	620	
Quarter ending December 2018	612	↓
Quarter ending March 2019	620	→
Quarter ending June 2019	594	↓
Quarter ending September 2019	603	→
<b>Variance since September 2018</b>	<b>(2.7%)</b>	<b>↓</b>



### ACTIVITY



Month	Adjusted Scheduled Activity (UDA)	
	2019	2020
April	63	117
May	228	271
June	375	398
July	603	600
August	777	825
September	945	1,004
October	1,140	
November	1,404	
December	1,532	
January	1,764	
February	2,003	
March	2,268	
April	2,382	
May	2,382	
June	2,382	

### QUALITY

	Quantity	Base Number	Contract	AT	Region	England
% of FP17s for the same patient ID Re-attending within 3 months - Children	19	233	8.2%	9.9%	11.3%	11.5%
% of FP17s for the same patient ID Re-attending within 3 months - Adults	42	197	21.3%	14.4%	14.7%	15.4%
% of FP17s for the same patient ID Re-attending between 3 & 9 months - Children	138	233	59.2%	53.5%	60.8%	59.7%
% of FP17s for the same patient ID Re-attending between 3 & 9 months - Adults	92	197	46.7%	48.5%	52.8%	51.7%
% of FP17s for Band 1 Urgent Courses	28	403	6.9%	8.3%	8.2%	9.2%
% of FP17s Relating to Free Repair or Replacements	1	403	0.2%	0.7%	0.7%	0.7%
% of FP17s Relating to Continuations	1	403	0.2%	0.7%	0.8%	0.8%
% of Patients satisfied with the dentistry they have received	0	0	N/A	92.9%	93.2%	93.5%
% of Patients satisfied with the time they had to wait for an appointment	0	0	N/A	91.6%	88.5%	87.4%

\* This is based on patients treated on this contract for their most recent course of treatment. Figures in italics indicate the base number of FP17s or Patient Questionnaire responses are less than 100. N/A is shown where the base number of responses is less than 10 during the period. % is calculated as Quantity/Base number\*100



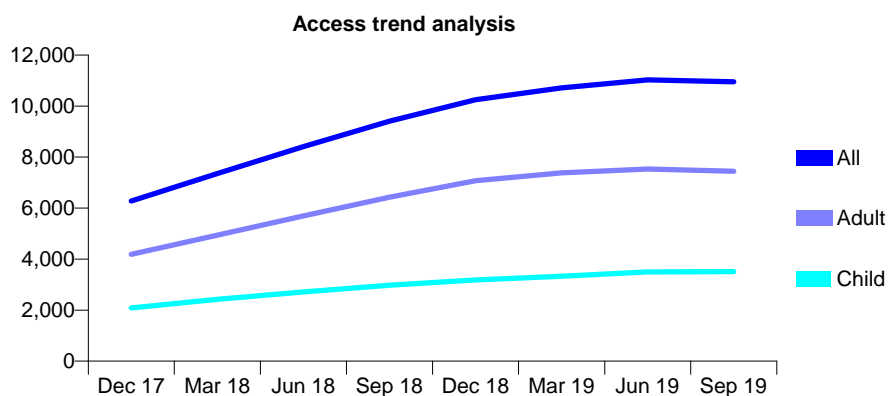
## Q54 - Vital Signs At a Glance Contract Report for 100267/0000 - September 2019

Name or company name	Dudley Road Dental Practice
Contract type name	GDS Contract
Purpose of contract	General
Contract start date	01/02/2017
Contract end date	

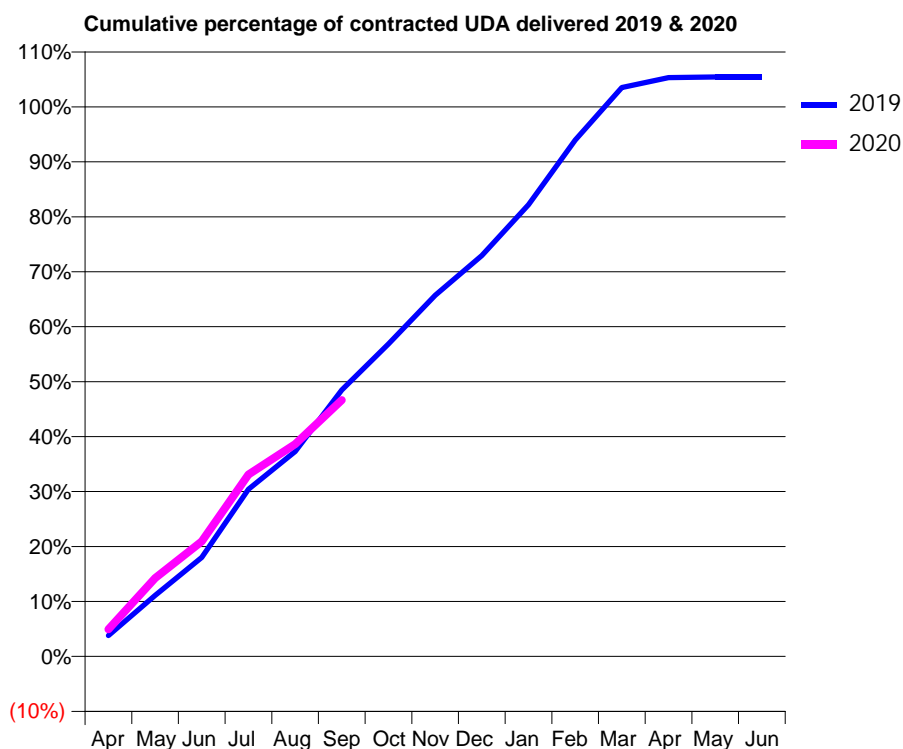
19/20 Contracted general activity (UDA)	33,459
Carry forward general activity (UDA)	0
19/20 Contracted orthodontic activity (UOA)	0
Carry forward orthodontic activity (UOA)	0
Baseline contract value	£912,213.50

### ACCESS\*

Patients seen in 24 months	Total	Change since previous quarter
Quarter ending September 2018	9,409	
Quarter ending December 2018	10,253	↑
Quarter ending March 2019	10,709	↑
Quarter ending June 2019	11,032	↑
Quarter ending September 2019	10,952	→
<b>Variance since September 2018</b>	<b>16.4%</b>	<b>↑</b>



### ACTIVITY



Month	2019	2020
April	1,271	1,649
May	3,713	4,774
June	6,029	7,005
July	10,177	11,080
August	12,478	12,933
September	16,218	15,609
October	19,024	
November	21,994	
December	24,405	
January	27,503	
February	31,432	
March	34,634	
April	35,243	
May	35,274	
June	35,275	

### QUALITY

	Quantity	Base Number	Contract	AT	Region	England
% of FP17s for the same patient ID Re-attending within 3 months - Children	173	2,307	7.5%	9.9%	11.3%	11.5%
% of FP17s for the same patient ID Re-attending within 3 months - Adults	511	3,651	14.0%	14.4%	14.7%	15.4%
% of FP17s for the same patient ID Re-attending between 3 & 9 months - Children	1,214	2,307	52.6%	53.5%	60.8%	59.7%
% of FP17s for the same patient ID Re-attending between 3 & 9 months - Adults	1,353	3,651	37.1%	48.5%	52.8%	51.7%
% of FP17s for Band 1 Urgent Courses	483	5,730	8.4%	8.3%	8.2%	9.2%
% of FP17s Relating to Free Repair or Replacements	35	5,730	0.6%	0.7%	0.7%	0.7%
% of FP17s Relating to Continuations	66	5,730	1.2%	0.7%	0.8%	0.8%
% of Patients satisfied with the dentistry they have received	1	1	N/A	92.9%	93.2%	93.5%
% of Patients satisfied with the time they had to wait for an appointment	1	1	N/A	91.6%	88.5%	87.4%

\* This is based on patients treated on this contract for their most recent course of treatment. Figures in italics indicate the base number of FP17s or Patient Questionnaire responses are less than 100. N/A is shown where the base number of responses is less than 10 during the period. % is calculated as Quantity/Base number\*100

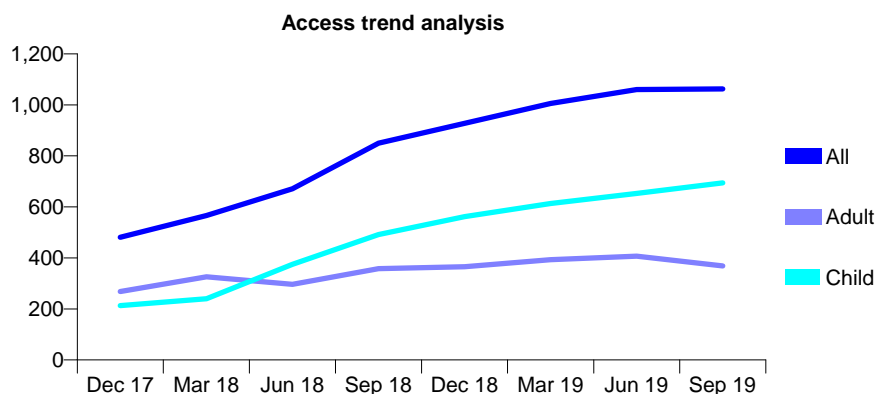
## Q54 - Vital Signs At a Glance Contract Report for 100398/0000 - September 2019

Name or company name	Priority Dental Practice (Leamore ) Ltd
Contract type name	GDS Contract
Purpose of contract	General
Contract start date	01/06/2017
Contract end date	

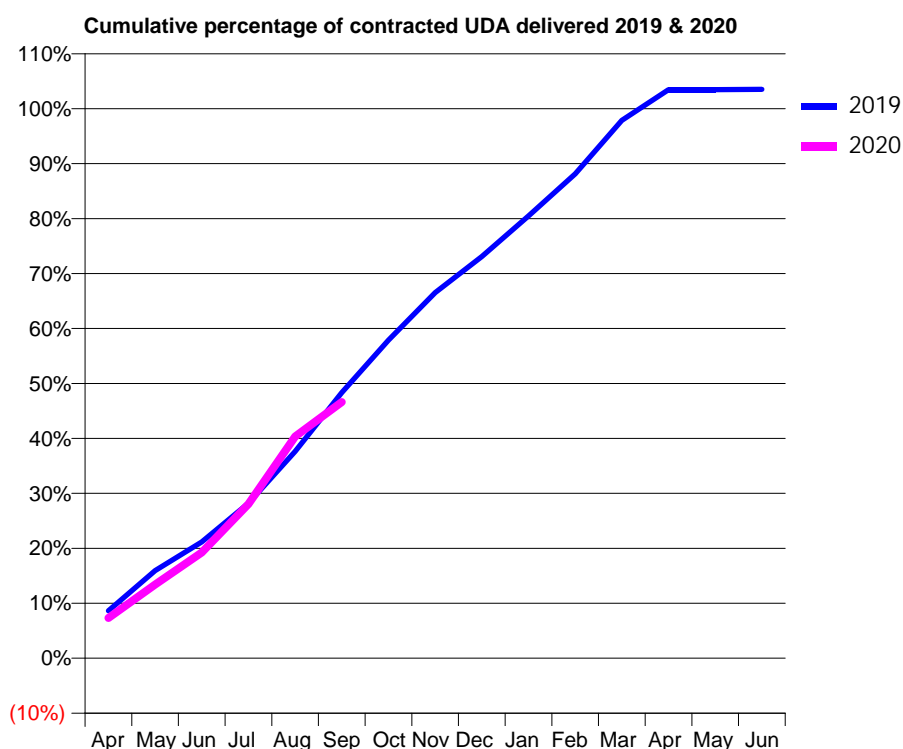
19/20 Contracted general activity (UDA)	2,000
Carry forward general activity (UDA)	-40
19/20 Contracted orthodontic activity (UOA)	0
Carry forward orthodontic activity (UOA)	0
Baseline contract value	£47,095.96

### ACCESS\*

Patients seen in 24 months	Total	Change since previous quarter
Quarter ending September 2018	850	
Quarter ending December 2018	928	↑
Quarter ending March 2019	1,006	↑
Quarter ending June 2019	1,060	↑
Quarter ending September 2019	1,063	→
<b>Variance since September 2018</b>	<b>25.1%</b>	<b>↑</b>



### ACTIVITY



Adjusted Scheduled Activity (UDA)		
Month	2019	2020
April	173	147
May	319	268
June	423	384
July	564	561
August	753	807
September	966	932
October	1,158	
November	1,331	
December	1,462	
January	1,610	
February	1,763	
March	1,957	
April	2,069	
May	2,069	
June	2,070	

### QUALITY

	Quantity	Base Number	Contract	AT	Region	England
% of FP17s for the same patient ID Re-attending within 3 months - Children	24	423	5.7%	9.9%	11.3%	11.5%
% of FP17s for the same patient ID Re-attending within 3 months - Adults	10	219	4.6%	14.4%	14.7%	15.4%
% of FP17s for the same patient ID Re-attending between 3 & 9 months - Children	184	423	43.5%	53.5%	60.8%	59.7%
% of FP17s for the same patient ID Re-attending between 3 & 9 months - Adults	36	219	16.4%	48.5%	52.8%	51.7%
% of FP17s for Band 1 Urgent Courses	45	592	7.6%	8.3%	8.2%	9.2%
% of FP17s Relating to Free Repair or Replacements	0	592	0.0%	0.7%	0.7%	0.7%
% of FP17s Relating to Continuations	1	592	0.2%	0.7%	0.8%	0.8%
% of Patients satisfied with the dentistry they have received	0	0	N/A	92.9%	93.2%	93.5%
% of Patients satisfied with the time they had to wait for an appointment	0	0	N/A	91.6%	88.5%	87.4%

\* This is based on patients treated on this contract for their most recent course of treatment. Figures in italics indicate the base number of FP17s or Patient Questionnaire responses are less than 100. N/A is shown where the base number of responses is less than 10 during the period. % is calculated as Quantity/Base number\*100

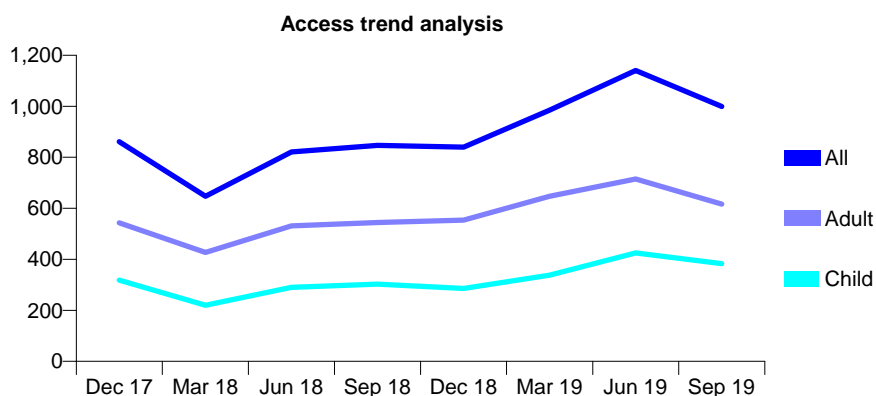
## Q54 - Vital Signs At a Glance Contract Report for 100400/0000 - September 2019

Name or company name	Priory Dental Practice
Contract type name	GDS Contract
Purpose of contract	General
Contract start date	01/05/2017
Contract end date	

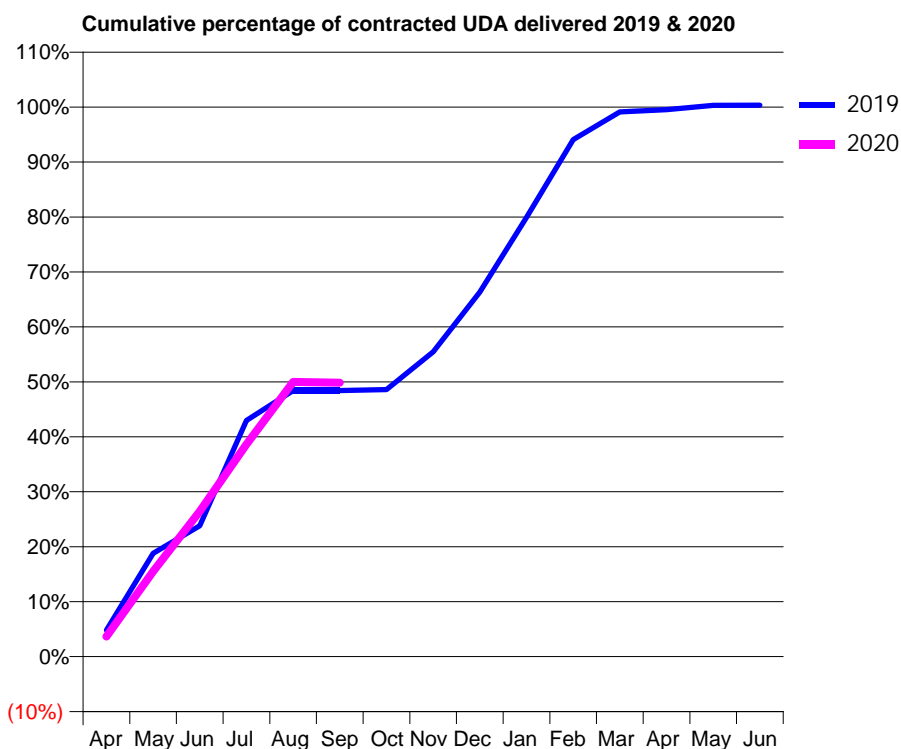
19/20 Contracted general activity (UDA)	3,000
Carry forward general activity (UDA)	-10
19/20 Contracted orthodontic activity (UOA)	0
Carry forward orthodontic activity (UOA)	0
Baseline contract value	£72,351.82

### ACCESS\*

Patients seen in 24 months	Total	Change since previous quarter
Quarter ending September 2018	847	
Quarter ending December 2018	840	→
Quarter ending March 2019	985	↑
Quarter ending June 2019	1,140	↑
Quarter ending September 2019	999	↓
<b>Variance since September 2018</b>	<b>17.9%</b>	<b>↑</b>



### ACTIVITY



Month	Adjusted Scheduled Activity (UDA)	
	2019	2020
April	145	110
May	564	466
June	714	793
July	1,289	1,159
August	1,452	1,500
September	1,452	1,496
October	1,458	
November	1,664	
December	1,990	
January	2,397	
February	2,822	
March	2,974	
April	2,986	
May	3,009	
June	3,010	

### QUALITY

	Quantity	Base Number	Contract	AT	Region	England
% of FP17s for the same patient ID Re-attending within 3 months - Children	13	338	3.8%	9.9%	11.3%	11.5%
% of FP17s for the same patient ID Re-attending within 3 months - Adults	17	306	5.6%	14.4%	14.7%	15.4%
% of FP17s for the same patient ID Re-attending between 3 & 9 months - Children	113	338	33.4%	53.5%	60.8%	59.7%
% of FP17s for the same patient ID Re-attending between 3 & 9 months - Adults	64	306	20.9%	48.5%	52.8%	51.7%
% of FP17s for Band 1 Urgent Courses	59	622	9.5%	8.3%	8.2%	9.2%
% of FP17s Relating to Free Repair or Replacements	6	622	1.0%	0.7%	0.7%	0.7%
% of FP17s Relating to Continuations	0	622	0.0%	0.7%	0.8%	0.8%
% of Patients satisfied with the dentistry they have received	0	0	N/A	92.9%	93.2%	93.5%
% of Patients satisfied with the time they had to wait for an appointment	0	0	N/A	91.6%	88.5%	87.4%

\* This is based on patients treated on this contract for their most recent course of treatment. Figures in italics indicate the base number of FP17s or Patient Questionnaire responses are less than 100. N/A is shown where the base number of responses is less than 10 during the period. % is calculated as Quantity/Base number\*100

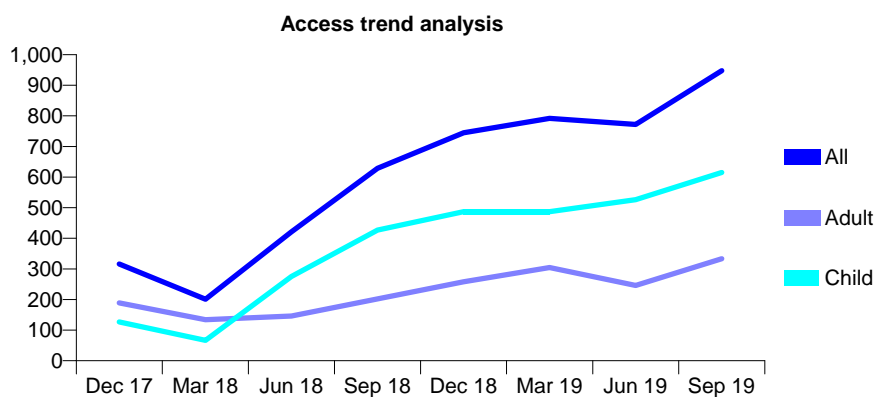
## Q54 - Vital Signs At a Glance Contract Report for 100404/0000 - September 2019

Name or company name	New Road Dental Practice
Contract type name	GDS Contract
Purpose of contract	General
Contract start date	01/05/2017
Contract end date	

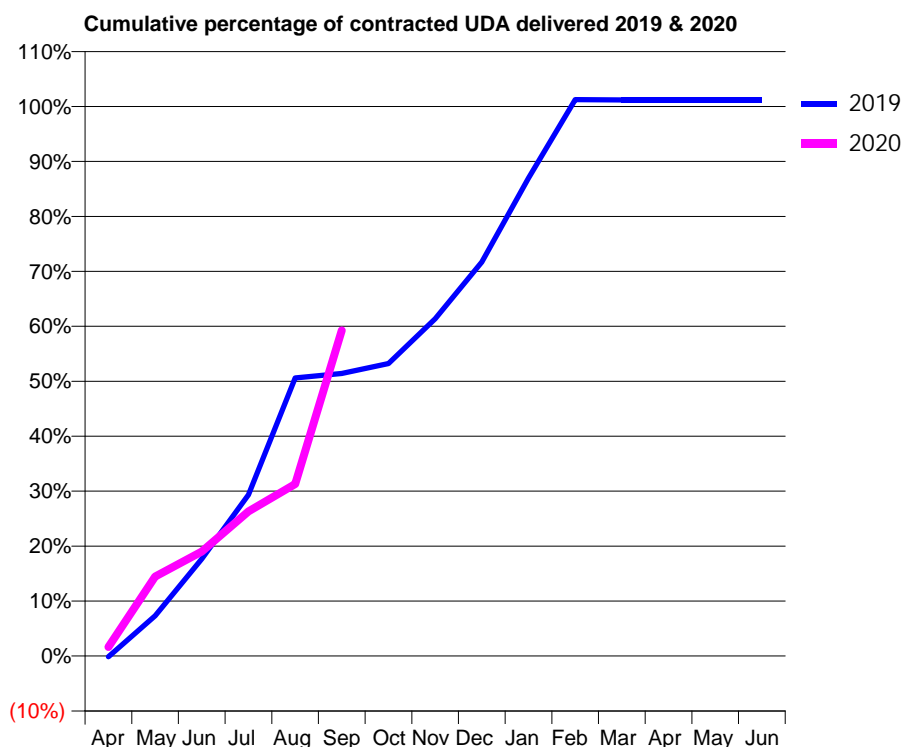
19/20 Contracted general activity (UDA)	2,000
Carry forward general activity (UDA)	-23
19/20 Contracted orthodontic activity (UOA)	0
Carry forward orthodontic activity (UOA)	0
Baseline contract value	£28,319.68

### ACCESS\*

Patients seen in 24 months	Total	Change since previous quarter
Quarter ending September 2018	629	
Quarter ending December 2018	745	↑
Quarter ending March 2019	792	↑
Quarter ending June 2019	772	↓
Quarter ending September 2019	948	↑
<b>Variance since September 2018</b>	<b>50.7%</b>	<b>↑</b>



### ACTIVITY



Month	Adjusted Scheduled Activity (UDA)	
	2019	2020
April	-3	33
May	146	289
June	353	380
July	587	526
August	1,012	626
September	1,028	1,185
October	1,064	
November	1,228	
December	1,434	
January	1,740	
February	2,024	
March	2,023	
April	2,023	
May	2,023	
June	2,023	

### QUALITY

	Quantity	Base Number	Contract	AT	Region	England
% of FP17s for the same patient ID Re-attending within 3 months - Children	12	423	2.8%	9.9%	11.3%	11.5%
% of FP17s for the same patient ID Re-attending within 3 months - Adults	0	180	0.0%	14.4%	14.7%	15.4%
% of FP17s for the same patient ID Re-attending between 3 & 9 months - Children	106	423	25.1%	53.5%	60.8%	59.7%
% of FP17s for the same patient ID Re-attending between 3 & 9 months - Adults	8	180	4.4%	48.5%	52.8%	51.7%
% of FP17s for Band 1 Urgent Courses	20	603	3.3%	8.3%	8.2%	9.2%
% of FP17s Relating to Free Repair or Replacements	2	603	0.3%	0.7%	0.7%	0.7%
% of FP17s Relating to Continuations	0	603	0.0%	0.7%	0.8%	0.8%
% of Patients satisfied with the dentistry they have received	0	0	N/A	92.9%	93.2%	93.5%
% of Patients satisfied with the time they had to wait for an appointment	0	0	N/A	91.6%	88.5%	87.4%

\* This is based on patients treated on this contract for their most recent course of treatment. Figures in italics indicate the base number of FP17s or Patient Questionnaire responses are less than 100. N/A is shown where the base number of responses is less than 10 during the period. % is calculated as Quantity/Base number\*100

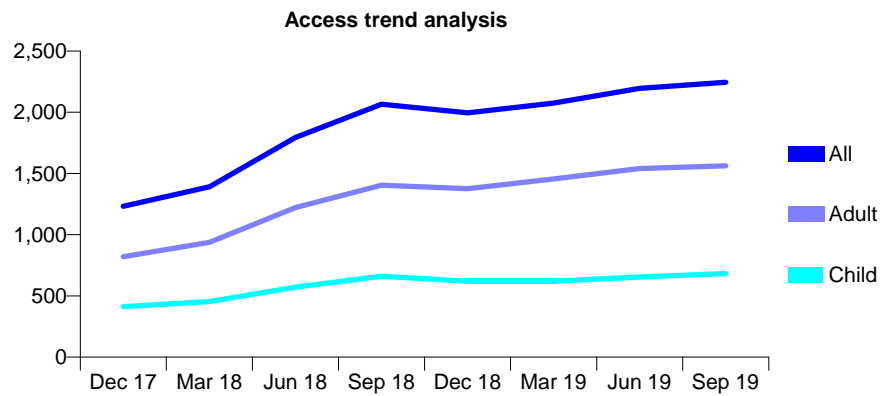
## Q54 - Vital Signs At a Glance Contract Report for 100405/0000 - September 2019

Name or company name	OHC Dental Practice Partnership
Contract type name	GDS Contract
Purpose of contract	General
Contract start date	01/04/2017
Contract end date	

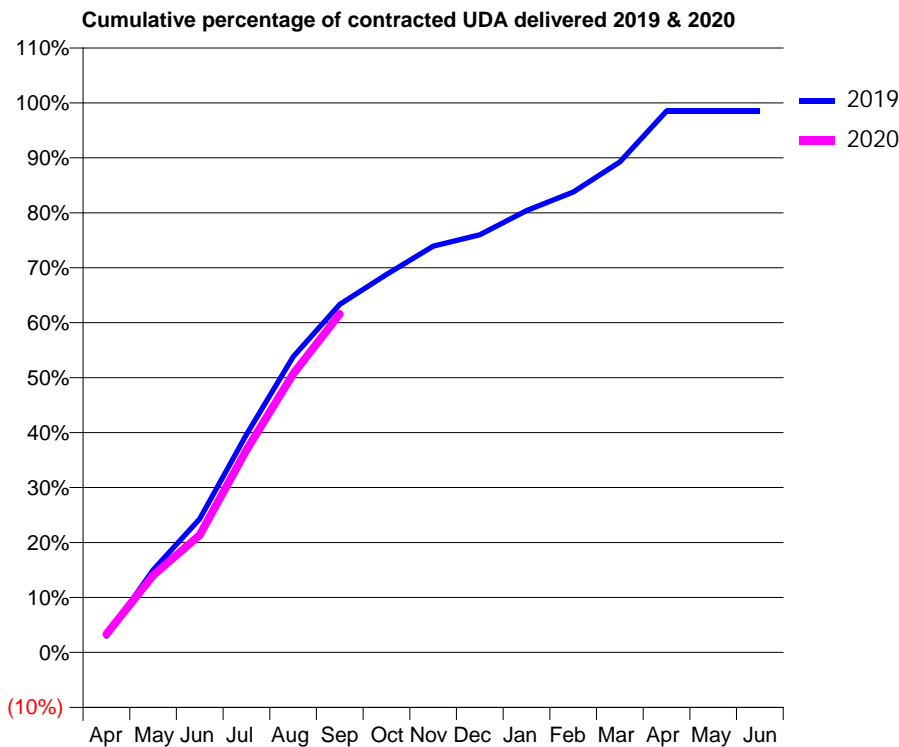
19/20 Contracted general activity (UDA)	6,000
Carry forward general activity (UDA)	88
19/20 Contracted orthodontic activity (UOA)	0
Carry forward orthodontic activity (UOA)	0
Baseline contract value	£133,524.82

### ACCESS\*

Patients seen in 24 months	Total	Change since previous quarter
Quarter ending September 2018	2,066	
Quarter ending December 2018	1,995	↓
Quarter ending March 2019	2,076	↑
Quarter ending June 2019	2,195	↑
Quarter ending September 2019	2,245	↑
<b>Variance since September 2018</b>	<b>8.7%</b>	<b>↑</b>



### ACTIVITY



Month	Adjusted Scheduled Activity (UDA)	
	2019	2020
April	176	200
May	900	842
June	1,458	1,282
July	2,379	2,209
August	3,229	3,041
September	3,800	3,695
October	4,126	
November	4,436	
December	4,559	
January	4,823	
February	5,025	
March	5,355	
April	5,911	
May	5,911	
June	5,911	

### QUALITY

	Quantity	Base Number	Contract	AT	Region	England
% of FP17s for the same patient ID Re-attending within 3 months - Children	16	453	3.5%	9.9%	11.3%	11.5%
% of FP17s for the same patient ID Re-attending within 3 months - Adults	82	947	8.7%	14.4%	14.7%	15.4%
% of FP17s for the same patient ID Re-attending between 3 & 9 months - Children	110	453	24.3%	53.5%	60.8%	59.7%
% of FP17s for the same patient ID Re-attending between 3 & 9 months - Adults	159	947	16.8%	48.5%	52.8%	51.7%
% of FP17s for Band 1 Urgent Courses	35	1,215	2.9%	8.3%	8.2%	9.2%
% of FP17s Relating to Free Repair or Replacements	19	1,215	1.6%	0.7%	0.7%	0.7%
% of FP17s Relating to Continuations	9	1,215	0.7%	0.7%	0.8%	0.8%
% of Patients satisfied with the dentistry they have received	0	0	N/A	92.9%	93.2%	93.5%
% of Patients satisfied with the time they had to wait for an appointment	0	0	N/A	91.6%	88.5%	87.4%

\* This is based on patients treated on this contract for their most recent course of treatment. Figures in italics indicate the base number of FP17s or Patient Questionnaire responses are less than 100. N/A is shown where the base number of responses is less than 10 during the period. % is calculated as Quantity/Base number\*100

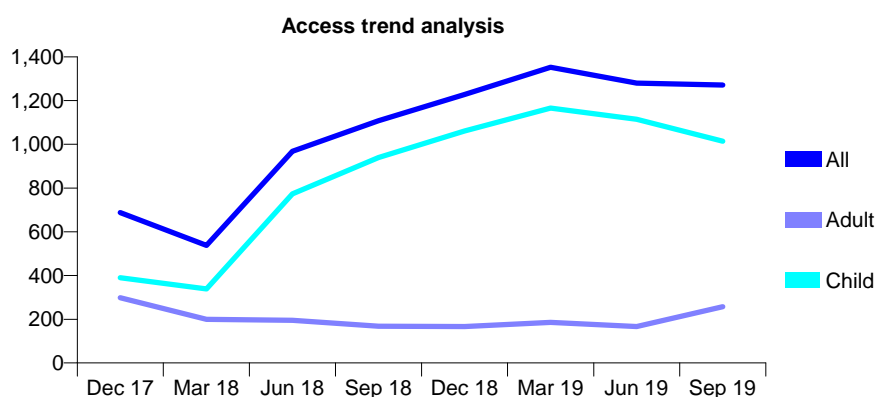
## Q54 - Vital Signs At a Glance Contract Report for 100419/0000 - September 2019

Name or company name	MR AA DUGGAL
Contract type name	GDS Contract
Purpose of contract	General
Contract start date	01/05/2017
Contract end date	

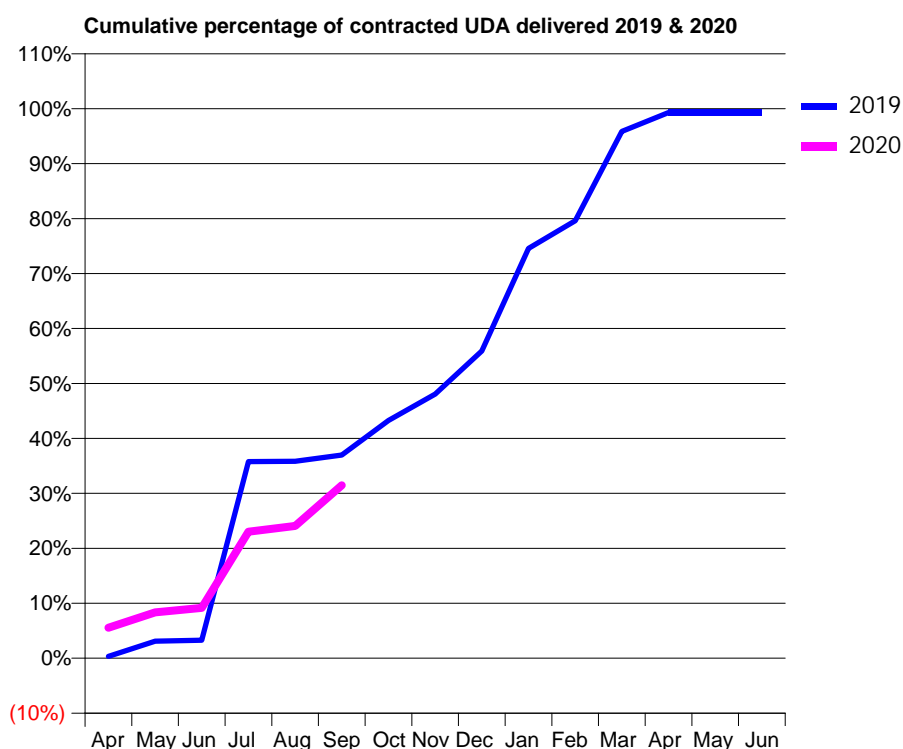
19/20 Contracted general activity (UDA)	2,000
Carry forward general activity (UDA)	14
19/20 Contracted orthodontic activity (UOA)	0
Carry forward orthodontic activity (UOA)	0
Baseline contract value	£47,054.55

### ACCESS\*

Patients seen in 24 months	Total	Change since previous quarter
Quarter ending September 2018	1,108	
Quarter ending December 2018	1,228	↑
Quarter ending March 2019	1,352	↑
Quarter ending June 2019	1,280	↓
Quarter ending September 2019	1,271	→
<b>Variance since September 2018</b>	<b>14.7%</b>	<b>↑</b>



### ACTIVITY



Month	2019	2020
April	7	111
May	62	167
June	66	183
July	715	460
August	716	481
September	739	629
October	865	
November	961	
December	1,118	
January	1,491	
February	1,592	
March	1,917	
April	1,986	
May	1,986	
June	1,986	

### QUALITY

	Quantity	Base Number	Contract	AT	Region	England
% of FP17s for the same patient ID Re-attending within 3 months - Children	3	426	0.7%	9.9%	11.3%	11.5%
% of FP17s for the same patient ID Re-attending within 3 months - Adults	7	139	5.0%	14.4%	14.7%	15.4%
% of FP17s for the same patient ID Re-attending between 3 & 9 months - Children	4	426	0.9%	53.5%	60.8%	59.7%
% of FP17s for the same patient ID Re-attending between 3 & 9 months - Adults	22	139	15.8%	48.5%	52.8%	51.7%
% of FP17s for Band 1 Urgent Courses	7	498	1.4%	8.3%	8.2%	9.2%
% of FP17s Relating to Free Repair or Replacements	1	498	0.2%	0.7%	0.7%	0.7%
% of FP17s Relating to Continuations	0	498	0.0%	0.7%	0.8%	0.8%
% of Patients satisfied with the dentistry they have received	0	0	N/A	92.9%	93.2%	93.5%
% of Patients satisfied with the time they had to wait for an appointment	0	0	N/A	91.6%	88.5%	87.4%

\* This is based on patients treated on this contract for their most recent course of treatment.

Figures in italics indicate the base number of FP17s or Patient Questionnaire responses are less than 100. N/A is shown where the base number of responses is less than 10 during the period. % is calculated as Quantity/Base number\*100

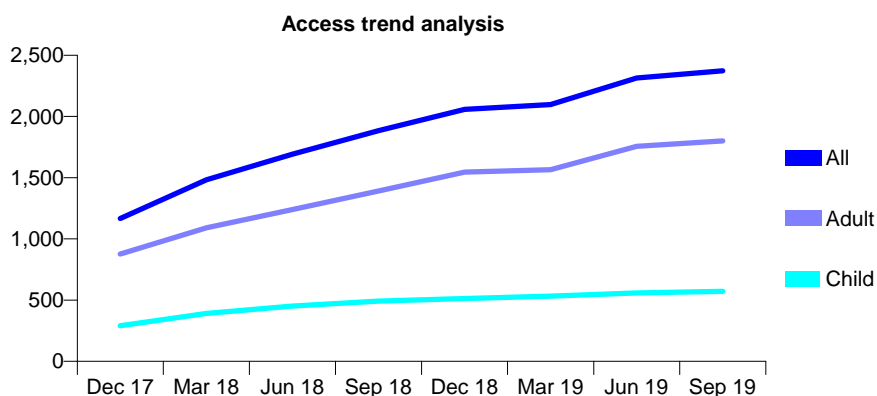
## Q54 - Vital Signs At a Glance Contract Report for 100459/0000 - September 2019

Name or company name	Richmond House Dental Practice
Contract type name	GDS Contract
Purpose of contract	General and Orthodontic
Contract start date	01/06/2017
Contract end date	

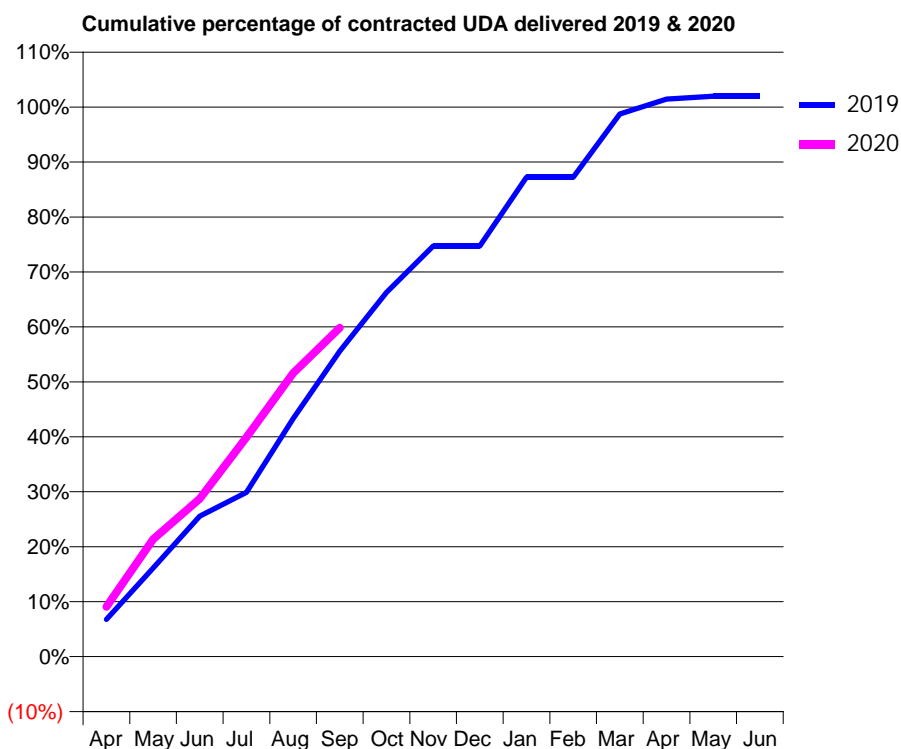
19/20 Contracted general activity (UDA)	8,918
Carry forward general activity (UDA)	-176
19/20 Contracted orthodontic activity (UOA)	90
Carry forward orthodontic activity (UOA)	-1
Baseline contract value	£271,761.22

### ACCESS\*

Patients seen in 24 months	Total	Change since previous quarter
Quarter ending September 2018	1,884	
Quarter ending December 2018	2,058	↑
Quarter ending March 2019	2,098	→
Quarter ending June 2019	2,314	↑
Quarter ending September 2019	2,373	↑
<b>Variance since September 2018</b>	<b>26.0%</b>	<b>↑</b>



### ACTIVITY



Month	Adjusted Scheduled Activity (UDA)	
	2019	2020
April	604	811
May	1,439	1,905
June	2,280	2,561
July	2,664	3,559
August	3,864	4,600
September	4,957	5,336
October	5,910	
November	6,663	
December	6,663	
January	7,779	
February	7,779	
March	8,805	
April	9,048	
May	9,095	
June	9,095	

### QUALITY

	Quantity	Base Number	Contract	AT	Region	England
% of FP17s for the same patient ID Re-attending within 3 months - Children	54	543	9.9%	9.9%	11.3%	11.5%
% of FP17s for the same patient ID Re-attending within 3 months - Adults	158	1,541	10.3%	14.4%	14.7%	15.4%
% of FP17s for the same patient ID Re-attending between 3 & 9 months - Children	332	543	61.1%	53.5%	60.8%	59.7%
% of FP17s for the same patient ID Re-attending between 3 & 9 months - Adults	863	1,541	56.0%	48.5%	52.8%	51.7%
% of FP17s for Band 1 Urgent Courses	224	1,800	12.4%	8.3%	8.2%	9.2%
% of FP17s Relating to Free Repair or Replacements	3	1,800	0.2%	0.7%	0.7%	0.7%
% of FP17s Relating to Continuations	3	1,800	0.2%	0.7%	0.8%	0.8%
% of Patients satisfied with the dentistry they have received	0	0	N/A	92.9%	93.2%	93.5%
% of Patients satisfied with the time they had to wait for an appointment	0	0	N/A	91.6%	88.5%	87.4%

\* This is based on patients treated on this contract for their most recent course of treatment. Figures in italics indicate the base number of FP17s or Patient Questionnaire responses are less than 100. N/A is shown where the base number of responses is less than 10 during the period. % is calculated as Quantity/Base number\*100

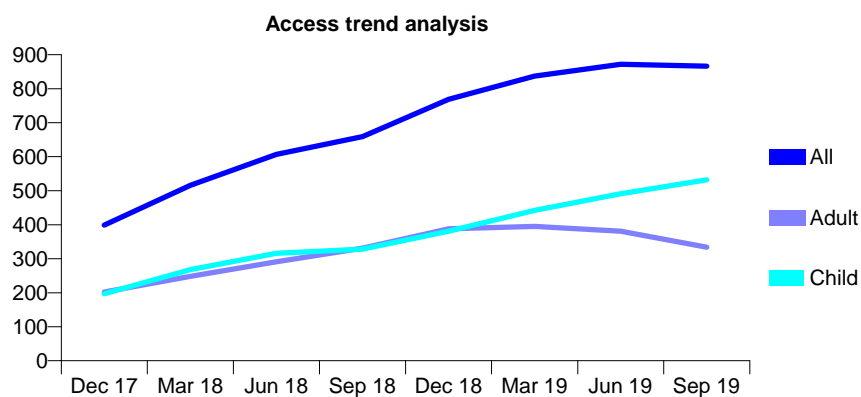
## Q54 - Vital Signs At a Glance Contract Report for 100463/0000 - September 2019

Name or company name	MR SB MAHALEKAM
Contract type name	GDS Contract
Purpose of contract	General
Contract start date	01/05/2017
Contract end date	

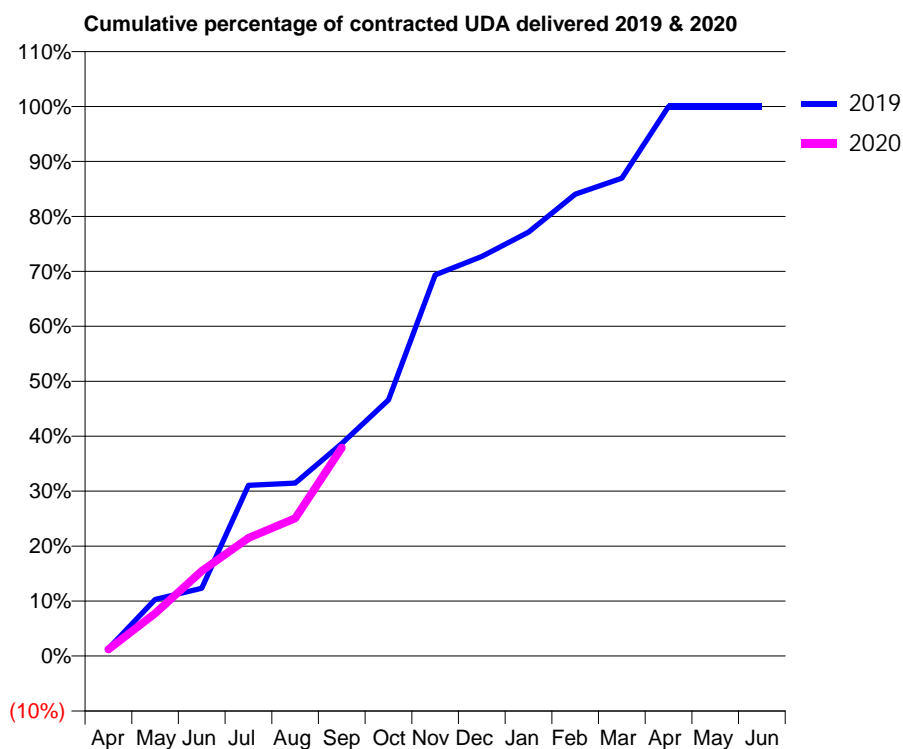
19/20 Contracted general activity (UDA)	2,000
Carry forward general activity (UDA)	0
19/20 Contracted orthodontic activity (UOA)	0
Carry forward orthodontic activity (UOA)	0
Baseline contract value	£26,663.55

### ACCESS\*

Patients seen in 24 months	Total	Change since previous quarter
Quarter ending September 2018	659	
Quarter ending December 2018	769	↑
Quarter ending March 2019	837	↑
Quarter ending June 2019	872	↑
Quarter ending September 2019	866	→
<b>Variance since September 2018</b>	<b>31.4%</b>	<b>↑</b>



### ACTIVITY



Month	Adjusted Scheduled Activity (UDA)	
	2019	2020
April	27	24
May	206	156
June	247	310
July	621	430
August	629	501
September	773	758
October	932	
November	1,387	
December	1,454	
January	1,543	
February	1,680	
March	1,739	
April	2,000	
May	2,000	
June	2,000	

### QUALITY

	Quantity	Base Number	Contract	AT	Region	England
% of FP17s for the same patient ID Re-attending within 3 months - Children	10	368	2.7%	9.9%	11.3%	11.5%
% of FP17s for the same patient ID Re-attending within 3 months - Adults	5	165	3.0%	14.4%	14.7%	15.4%
% of FP17s for the same patient ID Re-attending between 3 & 9 months - Children	53	368	14.4%	53.5%	60.8%	59.7%
% of FP17s for the same patient ID Re-attending between 3 & 9 months - Adults	4	165	2.4%	48.5%	52.8%	51.7%
% of FP17s for Band 1 Urgent Courses	35	438	8.0%	8.3%	8.2%	9.2%
% of FP17s Relating to Free Repair or Replacements	0	438	0.0%	0.7%	0.7%	0.7%
% of FP17s Relating to Continuations	0	438	0.0%	0.7%	0.8%	0.8%
% of Patients satisfied with the dentistry they have received	0	0	N/A	92.9%	93.2%	93.5%
% of Patients satisfied with the time they had to wait for an appointment	0	0	N/A	91.6%	88.5%	87.4%

\* This is based on patients treated on this contract for their most recent course of treatment. Figures in italics indicate the base number of FP17s or Patient Questionnaire responses are less than 100. N/A is shown where the base number of responses is less than 10 during the period. % is calculated as Quantity/Base number\*100



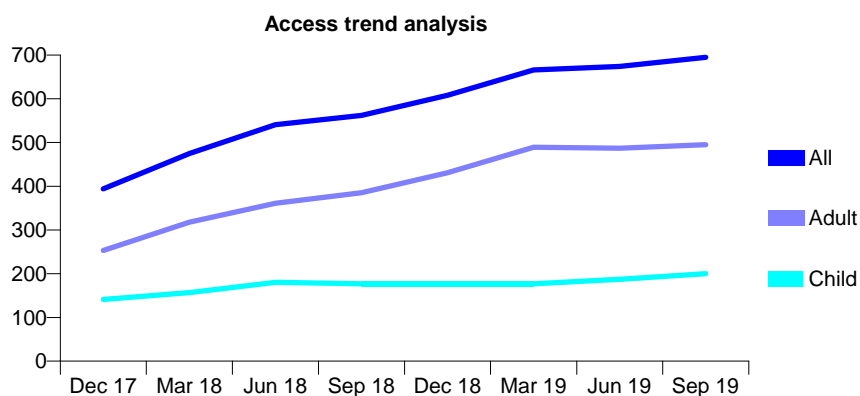
## Q54 - Vital Signs At a Glance Contract Report for 100465/0000 - September 2019

Name or company name	MR KS GILL
Contract type name	GDS Contract
Purpose of contract	General
Contract start date	01/05/2017
Contract end date	

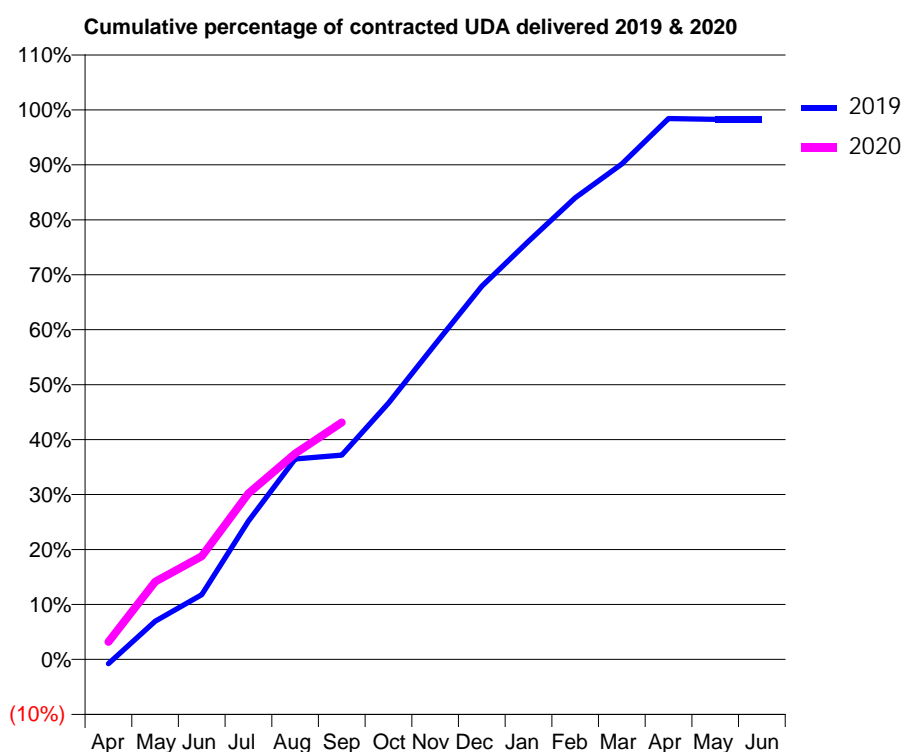
19/20 Contracted general activity (UDA)	2,000
Carry forward general activity (UDA)	34
19/20 Contracted orthodontic activity (UOA)	0
Carry forward orthodontic activity (UOA)	0
Baseline contract value	£45,087.91

### ACCESS\*

Patients seen in 24 months	Total	Change since previous quarter
Quarter ending September 2018	562	
Quarter ending December 2018	608	↑
Quarter ending March 2019	666	↑
Quarter ending June 2019	674	→
Quarter ending September 2019	695	↑
<b>Variance since September 2018</b>	<b>23.7%</b>	<b>↑</b>



### ACTIVITY



Month	Adjusted Scheduled Activity (UDA)	
	2019	2020
April	-16	64
May	139	283
June	235	375
July	504	605
August	730	749
September	744	862
October	932	
November	1,147	
December	1,358	
January	1,522	
February	1,680	
March	1,803	
April	1,968	
May	1,965	
June	1,965	

### QUALITY

	Quantity	Base Number	Contract	AT	Region	England
% of FP17s for the same patient ID Re-attending within 3 months - Children	4	165	2.4%	9.9%	11.3%	11.5%
% of FP17s for the same patient ID Re-attending within 3 months - Adults	15	301	5.0%	14.4%	14.7%	15.4%
% of FP17s for the same patient ID Re-attending between 3 & 9 months - Children	41	165	24.8%	53.5%	60.8%	59.7%
% of FP17s for the same patient ID Re-attending between 3 & 9 months - Adults	82	301	27.2%	48.5%	52.8%	51.7%
% of FP17s for Band 1 Urgent Courses	25	408	6.1%	8.3%	8.2%	9.2%
% of FP17s Relating to Free Repair or Replacements	1	408	0.2%	0.7%	0.7%	0.7%
% of FP17s Relating to Continuations	1	408	0.2%	0.7%	0.8%	0.8%
% of Patients satisfied with the dentistry they have received	0	0	N/A	92.9%	93.2%	93.5%
% of Patients satisfied with the time they had to wait for an appointment	0	0	N/A	91.6%	88.5%	87.4%

\* This is based on patients treated on this contract for their most recent course of treatment. Figures in italics indicate the base number of FP17s or Patient Questionnaire responses are less than 100. N/A is shown where the base number of responses is less than 10 during the period. % is calculated as Quantity/Base number\*100

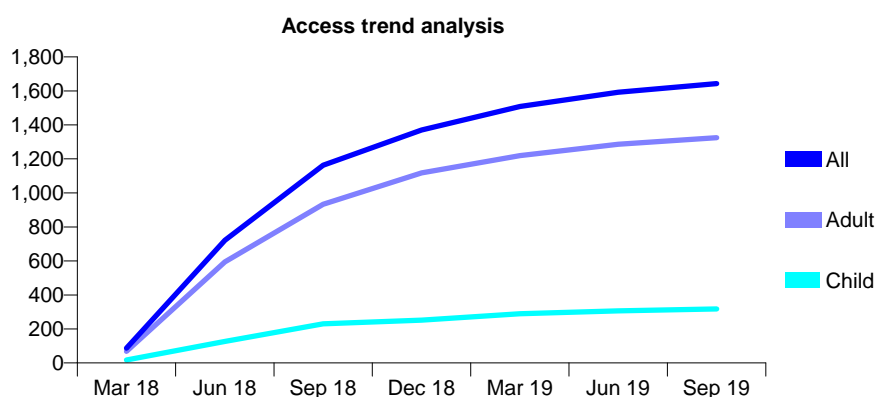
## Q54 - Vital Signs At a Glance Contract Report for 100622/0000 - September 2019

Name or company name	MR SL REES
Contract type name	GDS Contract
Purpose of contract	General and Orthodontic
Contract start date	01/12/2017
Contract end date	

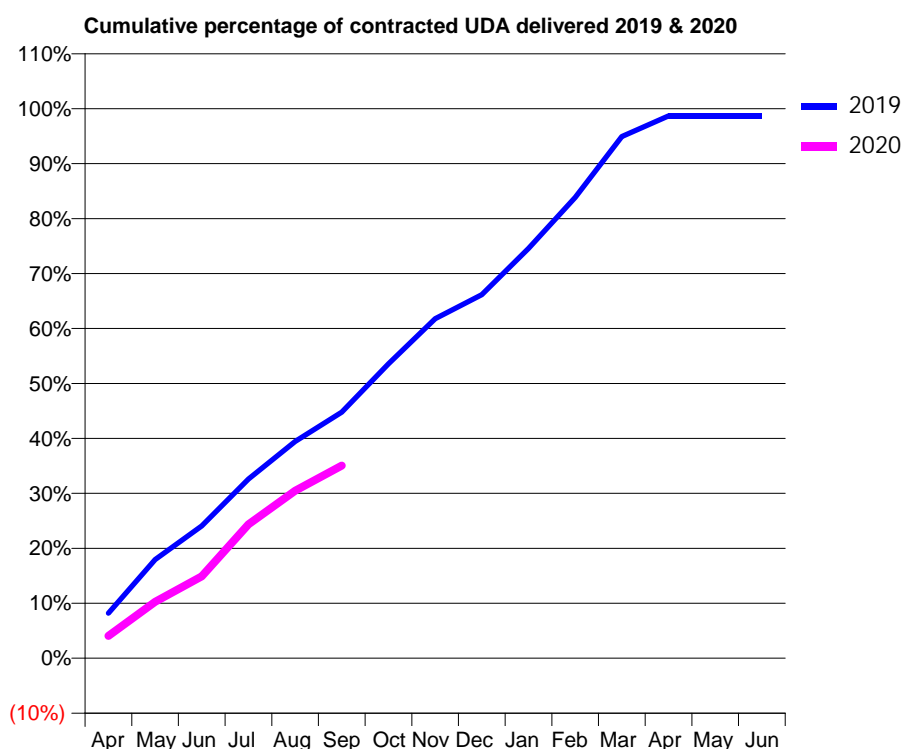
19/20 Contracted general activity (UDA)	6,811
Carry forward general activity (UDA)	89
19/20 Contracted orthodontic activity (UOA)	450
Carry forward orthodontic activity (UOA)	-9
Baseline contract value	£256,826.78

### ACCESS\*

Patients seen in 24 months	Total	Change since previous quarter
Quarter ending September 2018	1,163	
Quarter ending December 2018	1,370	↑
Quarter ending March 2019	1,509	↑
Quarter ending June 2019	1,592	↑
Quarter ending September 2019	1,643	↑
<b>Variance since September 2018</b>	<b>41.3%</b>	<b>↑</b>



### ACTIVITY



Month	2019	2020
April	558	277
May	1,223	699
June	1,639	1,015
July	2,221	1,658
August	2,686	2,077
September	3,051	2,387
October	3,649	
November	4,207	
December	4,505	
January	5,078	
February	5,712	
March	6,466	
April	6,722	
May	6,722	
June	6,722	

### QUALITY

	Quantity	Base Number	Contract	AT	Region	England
% of FP17s for the same patient ID Re-attending within 3 months - Children	30	274	10.9%	9.9%	11.3%	11.5%
% of FP17s for the same patient ID Re-attending within 3 months - Adults	145	980	14.8%	14.4%	14.7%	15.4%
% of FP17s for the same patient ID Re-attending between 3 & 9 months - Children	126	274	46.0%	53.5%	60.8%	59.7%
% of FP17s for the same patient ID Re-attending between 3 & 9 months - Adults	636	980	64.9%	48.5%	52.8%	51.7%
% of FP17s for Band 1 Urgent Courses	17	1,103	1.5%	8.3%	8.2%	9.2%
% of FP17s Relating to Free Repair or Replacements	13	1,103	1.2%	0.7%	0.7%	0.7%
% of FP17s Relating to Continuations	20	1,103	1.8%	0.7%	0.8%	0.8%
% of Patients satisfied with the dentistry they have received	1	1	N/A	92.9%	93.2%	93.5%
% of Patients satisfied with the time they had to wait for an appointment	1	1	N/A	91.6%	88.5%	87.4%

\* This is based on patients treated on this contract for their most recent course of treatment. Figures in italics indicate the base number of FP17s or Patient Questionnaire responses are less than 100. N/A is shown where the base number of responses is less than 10 during the period. % is calculated as Quantity/Base number\*100

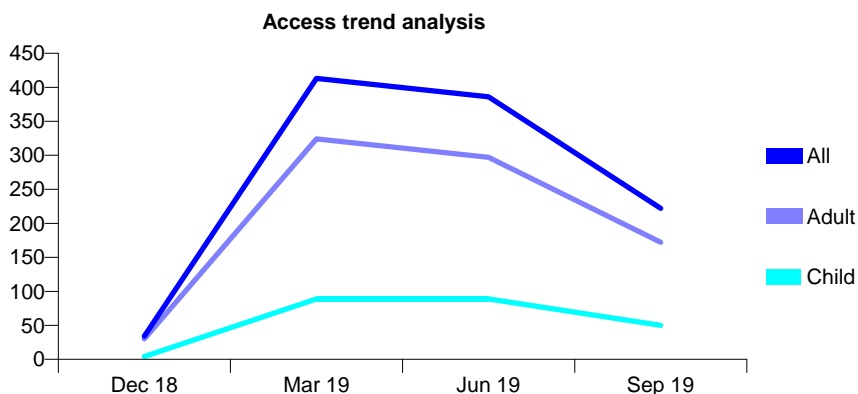
## Q54 - Vital Signs At a Glance Contract Report for 100878/0000 - September 2019

Name or company name	MR V SUDRA
Contract type name	GDS Contract
Purpose of contract	General
Contract start date	01/10/2018
Contract end date	

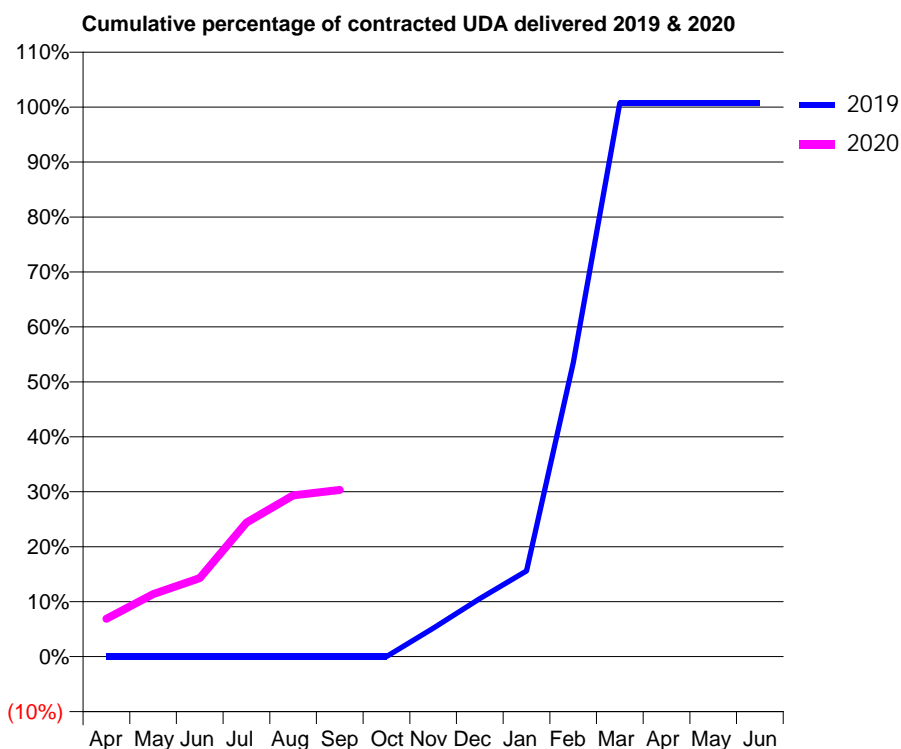
19/20 Contracted general activity (UDA)	2,000
Carry forward general activity (UDA)	0
19/20 Contracted orthodontic activity (UOA)	0
Carry forward orthodontic activity (UOA)	0
Baseline contract value	£64,531.48

### ACCESS\*

Patients seen in 24 months	Total	Change since previous quarter
Quarter ending September 2018	0	
Quarter ending December 2018	34	↑
Quarter ending March 2019	413	↑
Quarter ending June 2019	386	↓
Quarter ending September 2019	222	↓
<b>Variance since September 2018</b>	N/A	



### ACTIVITY



Month	Adjusted Scheduled Activity (UDA)	
	2019	2020
April	0	138
May	0	227
June	0	285
July	0	488
August	0	587
September	0	607
October	0	
November	52	
December	106	
January	156	
February	534	
March	1,007	
April	1,007	
May	1,007	
June	1,007	

### QUALITY

	Quantity	Base Number	Contract	AT	Region	England
% of FP17s for the same patient ID Re-attending within 3 months - Children	0	45	0.0%	9.9%	11.3%	11.5%
% of FP17s for the same patient ID Re-attending within 3 months - Adults	11	163	6.7%	14.4%	14.7%	15.4%
% of FP17s for the same patient ID Re-attending between 3 & 9 months - Children	9	45	20.0%	53.5%	60.8%	59.7%
% of FP17s for the same patient ID Re-attending between 3 & 9 months - Adults	15	163	9.2%	48.5%	52.8%	51.7%
% of FP17s for Band 1 Urgent Courses	39	208	18.8%	8.3%	8.2%	9.2%
% of FP17s Relating to Free Repair or Replacements	0	208	0.0%	0.7%	0.7%	0.7%
% of FP17s Relating to Continuations	0	208	0.0%	0.7%	0.8%	0.8%
% of Patients satisfied with the dentistry they have received	0	0	N/A	92.9%	93.2%	93.5%
% of Patients satisfied with the time they had to wait for an appointment	0	0	N/A	91.6%	88.5%	87.4%

\* This is based on patients treated on this contract for their most recent course of treatment. Figures in italics indicate the base number of FP17s or Patient Questionnaire responses are less than 100. N/A is shown where the base number of responses is less than 10 during the period. % is calculated as Quantity/Base number\*100

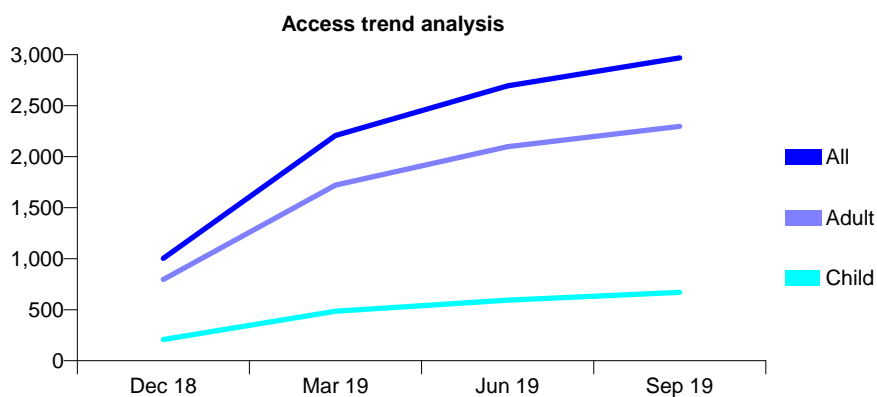
## Q54 - Vital Signs At a Glance Contract Report for 100895/0000 - September 2019

Name or company name	MR RS KUDHAIL
Contract type name	GDS Contract
Purpose of contract	General
Contract start date	01/10/2018
Contract end date	

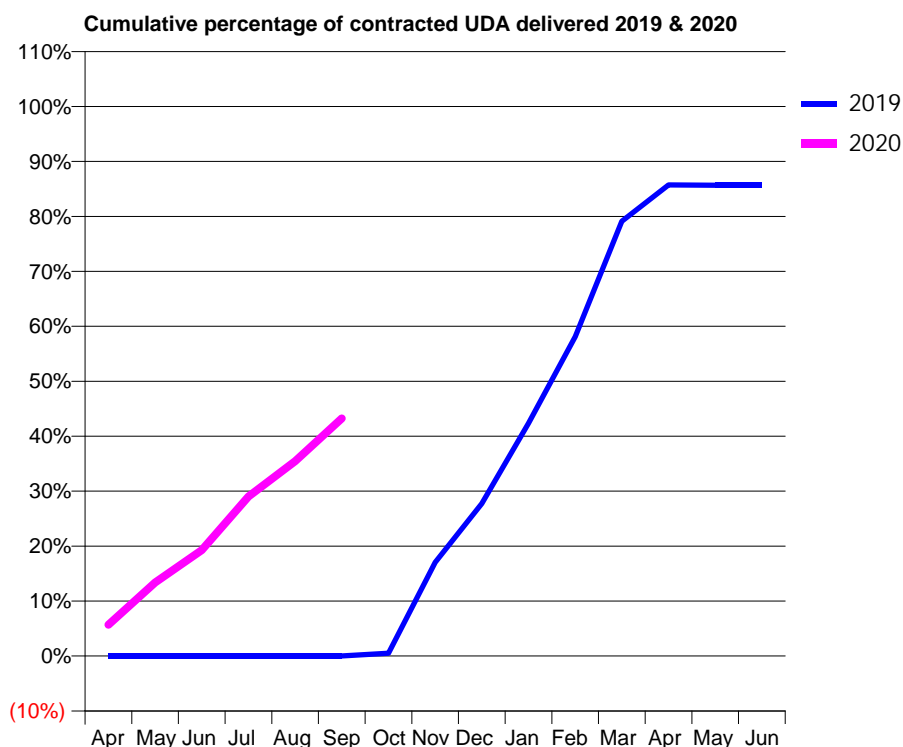
19/20 Contracted general activity (UDA)	12,948
Carry forward general activity (UDA)	0
19/20 Contracted orthodontic activity (UOA)	0
Carry forward orthodontic activity (UOA)	0
Baseline contract value	£388,293.92

### ACCESS\*

Patients seen in 24 months	Total	Change since previous quarter
Quarter ending September 2018	0	
Quarter ending December 2018	1,003	↑
Quarter ending March 2019	2,207	↑
Quarter ending June 2019	2,693	↑
Quarter ending September 2019	2,969	↑
<b>Variance since September 2018</b>	N/A	



### ACTIVITY



Month	Adjusted Scheduled Activity (UDA)	
	2019	2020
April	0	738
May	0	1,734
June	0	2,497
July	0	3,756
August	0	4,591
September	0	5,598
October	34	
November	1,104	
December	1,796	
January	2,742	
February	3,763	
March	5,123	
April	5,550	
May	5,545	
June	5,545	

### QUALITY

	Quantity	Base Number	Contract	AT	Region	England
% of FP17s for the same patient ID Re-attending within 3 months - Children	42	603	7.0%	9.9%	11.3%	11.5%
% of FP17s for the same patient ID Re-attending within 3 months - Adults	332	2,111	15.7%	14.4%	14.7%	15.4%
% of FP17s for the same patient ID Re-attending between 3 & 9 months - Children	314	603	52.1%	53.5%	60.8%	59.7%
% of FP17s for the same patient ID Re-attending between 3 & 9 months - Adults	1,062	2,111	50.3%	48.5%	52.8%	51.7%
% of FP17s for Band 1 Urgent Courses	190	2,528	7.5%	8.3%	8.2%	9.2%
% of FP17s Relating to Free Repair or Replacements	38	2,528	1.5%	0.7%	0.7%	0.7%
% of FP17s Relating to Continuations	13	2,528	0.5%	0.7%	0.8%	0.8%
% of Patients satisfied with the dentistry they have received	1	1	N/A	92.9%	93.2%	93.5%
% of Patients satisfied with the time they had to wait for an appointment	1	1	N/A	91.6%	88.5%	87.4%

\* This is based on patients treated on this contract for their most recent course of treatment. Figures in italics indicate the base number of FP17s or Patient Questionnaire responses are less than 100. N/A is shown where the base number of responses is less than 10 during the period. % is calculated as Quantity/Base number\*100

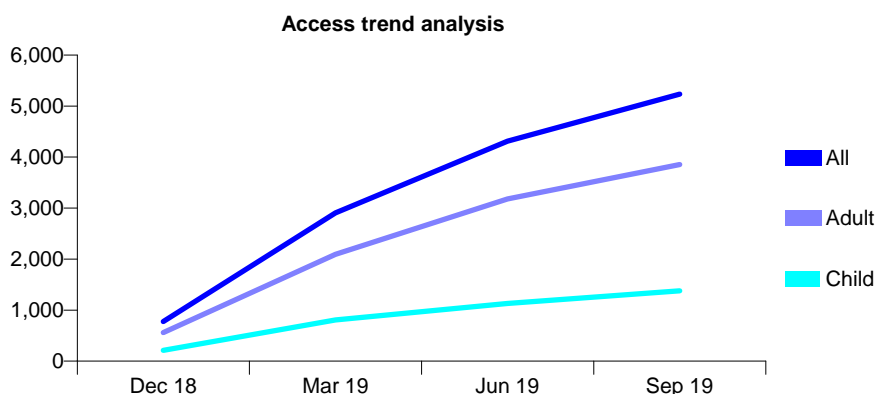
## Q54 - Vital Signs At a Glance Contract Report for 100898/0000 - September 2019

Name or company name	MR KS AULAK
Contract type name	GDS Contract
Purpose of contract	General
Contract start date	01/11/2018
Contract end date	

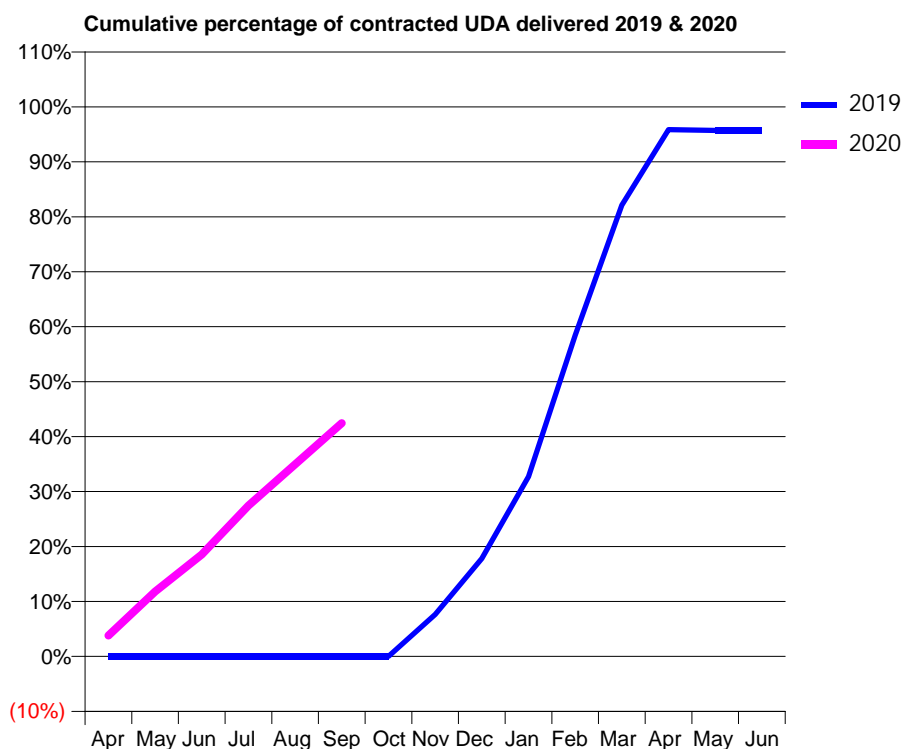
19/20 Contracted general activity (UDA)	22,000
Carry forward general activity (UDA)	0
19/20 Contracted orthodontic activity (UOA)	0
Carry forward orthodontic activity (UOA)	0
Baseline contract value	£562,813.65

### ACCESS\*

Patients seen in 24 months	Total	Change since previous quarter
Quarter ending September 2018	0	
Quarter ending December 2018	775	↑
Quarter ending March 2019	2,906	↑
Quarter ending June 2019	4,313	↑
Quarter ending September 2019	5,235	↑
<b>Variance since September 2018</b>	N/A	



### ACTIVITY



Month	Adjusted Scheduled Activity (UDA)	
	2019	2020
April	0	836
May	0	2,598
June	0	4,076
July	0	6,041
August	0	7,692
September	0	9,339
October	0	
November	701	
December	1,631	
January	2,999	
February	5,360	
March	7,527	
April	8,786	
May	8,773	
June	8,773	

### QUALITY

	Quantity	Base Number	Contract	AT	Region	England
% of FP17s for the same patient ID Re-attending within 3 months - Children	47	1,060	4.4%	9.9%	11.3%	11.5%
% of FP17s for the same patient ID Re-attending within 3 months - Adults	506	3,352	15.1%	14.4%	14.7%	15.4%
% of FP17s for the same patient ID Re-attending between 3 & 9 months - Children	284	1,060	26.8%	53.5%	60.8%	59.7%
% of FP17s for the same patient ID Re-attending between 3 & 9 months - Adults	720	3,352	21.5%	48.5%	52.8%	51.7%
% of FP17s for Band 1 Urgent Courses	493	3,998	12.3%	8.3%	8.2%	9.2%
% of FP17s Relating to Free Repair or Replacements	32	3,998	0.8%	0.7%	0.7%	0.7%
% of FP17s Relating to Continuations	49	3,998	1.2%	0.7%	0.8%	0.8%
% of Patients satisfied with the dentistry they have received	0	0	N/A	92.9%	93.2%	93.5%
% of Patients satisfied with the time they had to wait for an appointment	0	0	N/A	91.6%	88.5%	87.4%

\* This is based on patients treated on this contract for their most recent course of treatment. Figures in italics indicate the base number of FP17s or Patient Questionnaire responses are less than 100. N/A is shown where the base number of responses is less than 10 during the period. % is calculated as Quantity/Base number\*100

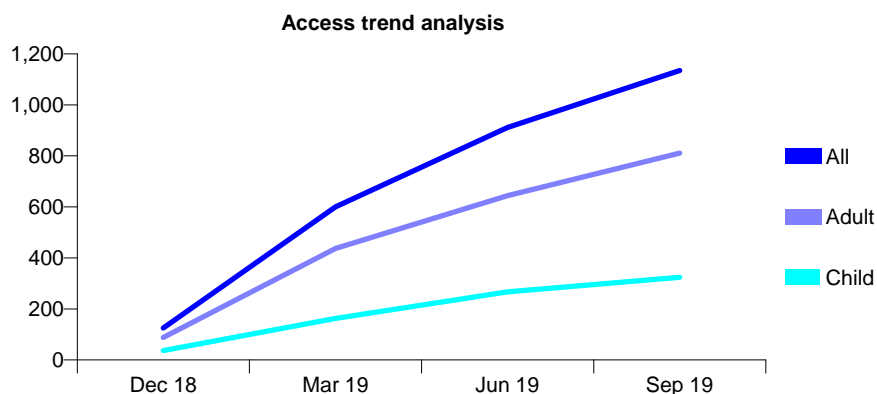
## Q54 - Vital Signs At a Glance Contract Report for 100916/0000 - September 2019

Name or company name	The Fold Dental Practice
Contract type name	GDS Contract
Purpose of contract	General
Contract start date	01/12/2018
Contract end date	

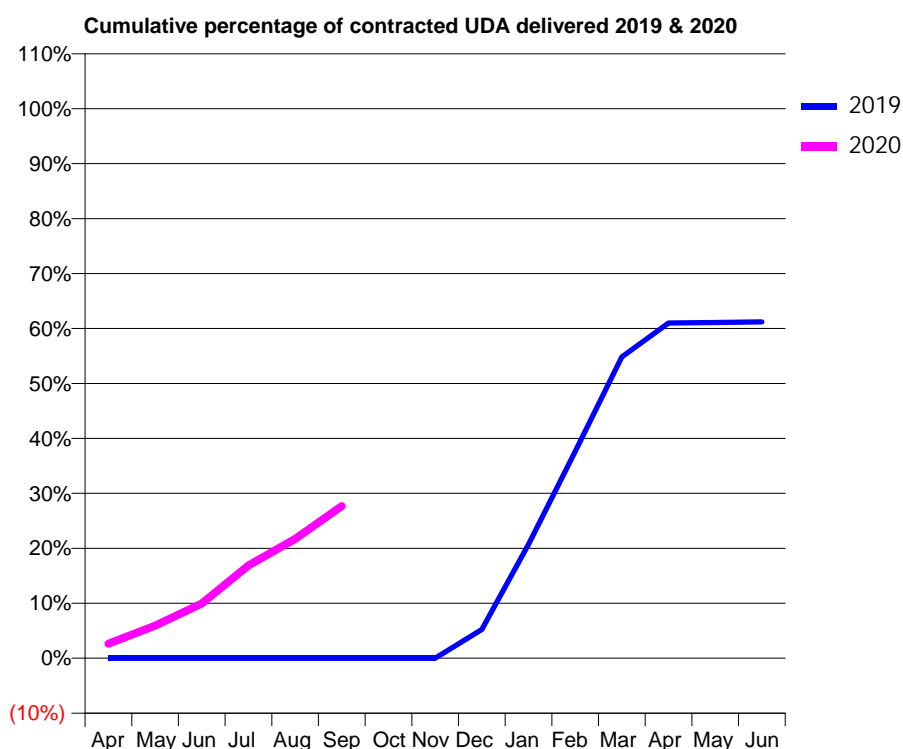
19/20 Contracted general activity (UDA)	8,384
Carry forward general activity (UDA)	0
19/20 Contracted orthodontic activity (UOA)	0
Carry forward orthodontic activity (UOA)	0
Baseline contract value	£256,146.05

### ACCESS\*

Patients seen in 24 months	Total	Change since previous quarter
Quarter ending September 2018	0	
Quarter ending December 2018	125	↑
Quarter ending March 2019	600	↑
Quarter ending June 2019	911	↑
Quarter ending September 2019	1,135	↑
<b>Variance since September 2018</b>	N/A	



### ACTIVITY



Month	2019	2020
April	0	221
May	0	498
June	0	834
July	0	1,416
August	0	1,820
September	0	2,319
October	0	
November	0	
December	146	
January	580	
February	1,052	
March	1,533	
April	1,705	
May	1,708	
June	1,711	

### QUALITY

	Quantity	Base Number	Contract	AT	Region	England
% of FP17s for the same patient ID Re-attending within 3 months - Children	26	275	9.5%	9.9%	11.3%	11.5%
% of FP17s for the same patient ID Re-attending within 3 months - Adults	110	736	14.9%	14.4%	14.7%	15.4%
% of FP17s for the same patient ID Re-attending between 3 & 9 months - Children	63	275	22.9%	53.5%	60.8%	59.7%
% of FP17s for the same patient ID Re-attending between 3 & 9 months - Adults	209	736	28.4%	48.5%	52.8%	51.7%
% of FP17s for Band 1 Urgent Courses	52	945	5.5%	8.3%	8.2%	9.2%
% of FP17s Relating to Free Repair or Replacements	7	945	0.7%	0.7%	0.7%	0.7%
% of FP17s Relating to Continuations	3	945	0.3%	0.7%	0.8%	0.8%
% of Patients satisfied with the dentistry they have received	1	1	N/A	92.9%	93.2%	93.5%
% of Patients satisfied with the time they had to wait for an appointment	1	1	N/A	91.6%	88.5%	87.4%

\* This is based on patients treated on this contract for their most recent course of treatment. Figures in italics indicate the base number of FP17s or Patient Questionnaire responses are less than 100. N/A is shown where the base number of responses is less than 10 during the period. % is calculated as Quantity/Base number\*100

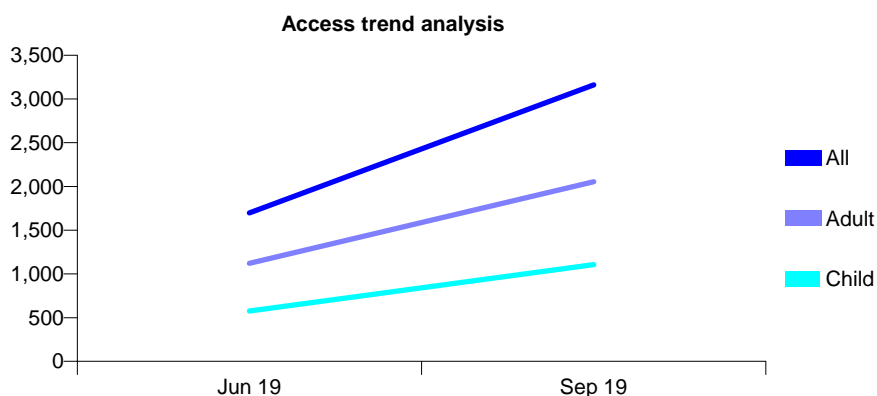
## Q54 - Vital Signs At a Glance Contract Report for 100971/0000 - September 2019

Name or company name	BST Partnership
Contract type name	GDS Contract
Purpose of contract	General
Contract start date	01/04/2019
Contract end date	

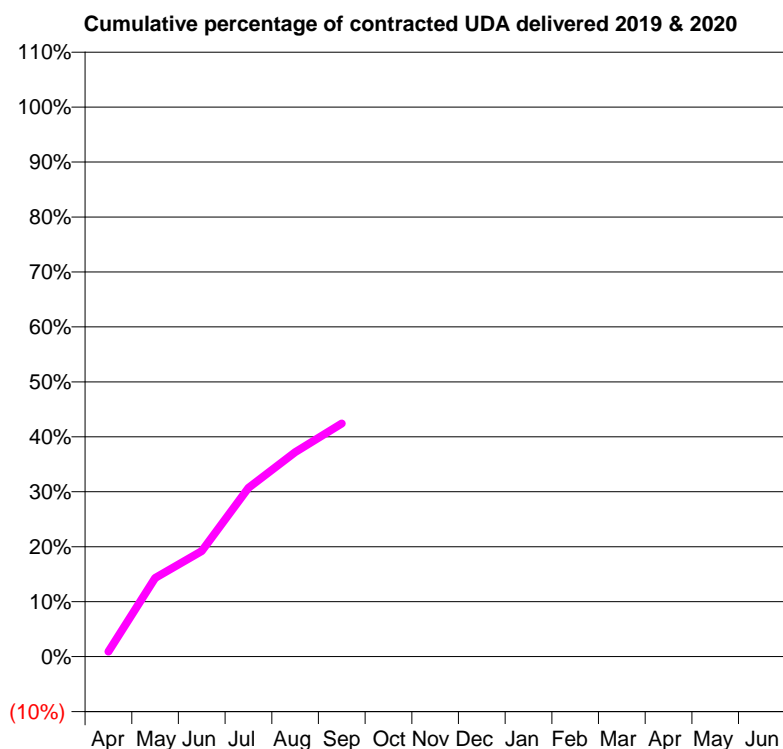
19/20 Contracted general activity (UDA)	14,000
Carry forward general activity (UDA)	0
19/20 Contracted orthodontic activity (UOA)	0
Carry forward orthodontic activity (UOA)	0
Baseline contract value	£341,716.33

### ACCESS\*

Patients seen in 24 months	Total	Change since previous quarter
Quarter ending September 2018	0	
Quarter ending December 2018	0	
Quarter ending March 2019	0	
Quarter ending June 2019	1,696	↑
Quarter ending September 2019	3,161	↑
<b>Variance since September 2018</b>	N/A	



### ACTIVITY



Month	Adjusted Scheduled Activity (UDA)	
	2019	2020
April	0	126
May	0	2,004
June	0	2,688
July	0	4,300
August	0	5,211
September	0	5,938
October	0	
November	0	
December	0	
January	0	
February	0	
March	0	
April	0	
May	0	
June	0	

### QUALITY

	Quantity	Base Number	Contract	AT	Region	England
% of FP17s for the same patient ID Re-attending within 3 months - Children	40	1,191	3.4%	9.9%	11.3%	11.5%
% of FP17s for the same patient ID Re-attending within 3 months - Adults	166	2,349	7.1%	14.4%	14.7%	15.4%
% of FP17s for the same patient ID Re-attending between 3 & 9 months - Children	17	1,191	1.4%	53.5%	60.8%	59.7%
% of FP17s for the same patient ID Re-attending between 3 & 9 months - Adults	51	2,349	2.2%	48.5%	52.8%	51.7%
% of FP17s for Band 1 Urgent Courses	298	3,361	8.9%	8.3%	8.2%	9.2%
% of FP17s Relating to Free Repair or Replacements	34	3,361	1.0%	0.7%	0.7%	0.7%
% of FP17s Relating to Continuations	25	3,361	0.7%	0.7%	0.8%	0.8%
% of Patients satisfied with the dentistry they have received	0	0	N/A	92.9%	93.2%	93.5%
% of Patients satisfied with the time they had to wait for an appointment	0	0	N/A	91.6%	88.5%	87.4%

\* This is based on patients treated on this contract for their most recent course of treatment. Figures in italics indicate the base number of FP17s or Patient Questionnaire responses are less than 100. N/A is shown where the base number of responses is less than 10 during the period. % is calculated as Quantity/Base number\*100

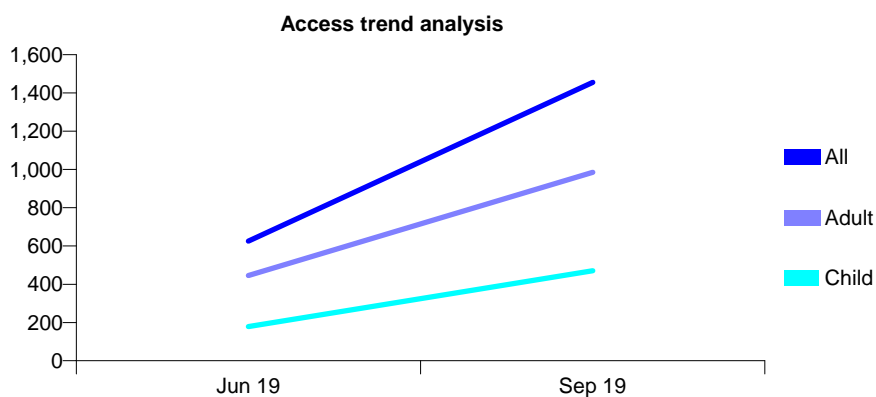
## Q54 - Vital Signs At a Glance Contract Report for 100972/0000 - September 2019

Name or company name	BST Partnership
Contract type name	GDS Contract
Purpose of contract	General
Contract start date	01/04/2019
Contract end date	

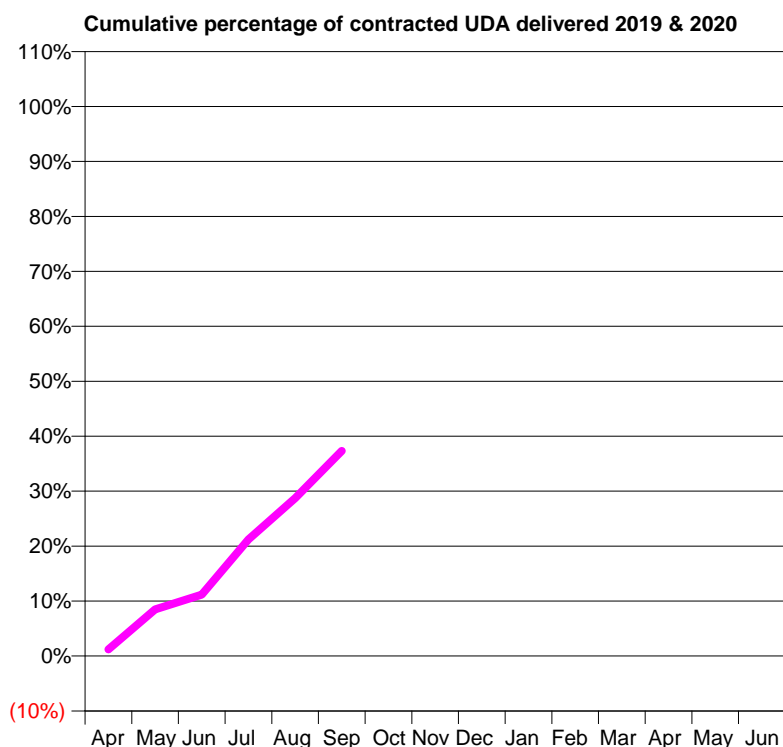
19/20 Contracted general activity (UDA)	7,000
Carry forward general activity (UDA)	0
19/20 Contracted orthodontic activity (UOA)	0
Carry forward orthodontic activity (UOA)	0
Baseline contract value	£174,869.93

### ACCESS\*

Patients seen in 24 months	Total	Change since previous quarter
Quarter ending September 2018	0	
Quarter ending December 2018	0	
Quarter ending March 2019	0	
Quarter ending June 2019	625	↑
Quarter ending September 2019	1,455	↑
<b>Variance since September 2018</b>	N/A	



### ACTIVITY



Month	Adjusted Scheduled Activity (UDA)	
	2019	2020
April	0	84
May	0	596
June	0	781
July	0	1,485
August	0	2,010
September	0	2,613
October	0	
November	0	
December	0	
January	0	
February	0	
March	0	
April	0	
May	0	
June	0	

### QUALITY

	Quantity	Base Number	Contract	AT	Region	England
% of FP17s for the same patient ID Re-attending within 3 months - Children	5	481	1.0%	9.9%	11.3%	11.5%
% of FP17s for the same patient ID Re-attending within 3 months - Adults	69	1,075	6.4%	14.4%	14.7%	15.4%
% of FP17s for the same patient ID Re-attending between 3 & 9 months - Children	9	481	1.9%	53.5%	60.8%	59.7%
% of FP17s for the same patient ID Re-attending between 3 & 9 months - Adults	21	1,075	2.0%	48.5%	52.8%	51.7%
% of FP17s for Band 1 Urgent Courses	88	1,556	5.7%	8.3%	8.2%	9.2%
% of FP17s Relating to Free Repair or Replacements	16	1,556	1.0%	0.7%	0.7%	0.7%
% of FP17s Relating to Continuations	7	1,556	0.4%	0.7%	0.8%	0.8%
% of Patients satisfied with the dentistry they have received	0	0	N/A	92.9%	93.2%	93.5%
% of Patients satisfied with the time they had to wait for an appointment	0	0	N/A	91.6%	88.5%	87.4%

\* This is based on patients treated on this contract for their most recent course of treatment. Figures in italics indicate the base number of FP17s or Patient Questionnaire responses are less than 100. N/A is shown where the base number of responses is less than 10 during the period. % is calculated as Quantity/Base number\*100



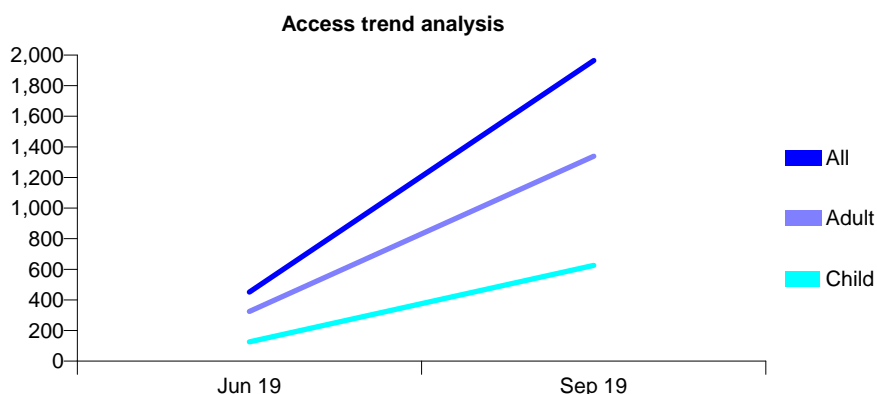
## Q54 - Vital Signs At a Glance Contract Report for 101004/0000 - September 2019

Name or company name	MR HS GILL
Contract type name	GDS Contract
Purpose of contract	General
Contract start date	01/04/2019
Contract end date	

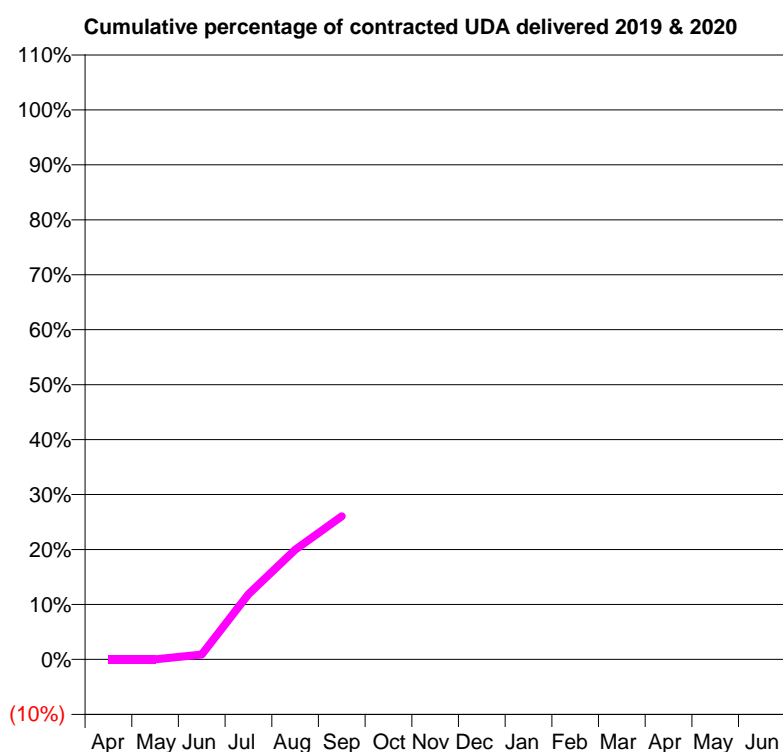
19/20 Contracted general activity (UDA)	21,500
Carry forward general activity (UDA)	0
19/20 Contracted orthodontic activity (UOA)	0
Carry forward orthodontic activity (UOA)	0
Baseline contract value	£550,948.04

### ACCESS\*

Patients seen in 24 months	Total	Change since previous quarter
Quarter ending September 2018	0	
Quarter ending December 2018	0	
Quarter ending March 2019	0	
Quarter ending June 2019	451	↑
Quarter ending September 2019	1,965	↑
<b>Variance since September 2018</b>	N/A	



### ACTIVITY



Month	Adjusted Scheduled Activity (UDA)	
	2019	2020
April	0	0
May	0	0
June	0	189
July	0	2,552
August	0	4,290
September	0	5,602
October	0	
November	0	
December	0	
January	0	
February	0	
March	0	
April	0	
May	0	
June	0	

### QUALITY

	Quantity	Base Number	Contract	AT	Region	England
% of FP17s for the same patient ID Re-attending within 3 months - Children	21	622	3.4%	9.9%	11.3%	11.5%
% of FP17s for the same patient ID Re-attending within 3 months - Adults	213	1,594	13.4%	14.4%	14.7%	15.4%
% of FP17s for the same patient ID Re-attending between 3 & 9 months - Children	1	622	0.2%	53.5%	60.8%	59.7%
% of FP17s for the same patient ID Re-attending between 3 & 9 months - Adults	1	1,594	0.1%	48.5%	52.8%	51.7%
% of FP17s for Band 1 Urgent Courses	614	2,216	27.7%	8.3%	8.2%	9.2%
% of FP17s Relating to Free Repair or Replacements	8	2,216	0.4%	0.7%	0.7%	0.7%
% of FP17s Relating to Continuations	10	2,216	0.5%	0.7%	0.8%	0.8%
% of Patients satisfied with the dentistry they have received	0	0	N/A	92.9%	93.2%	93.5%
% of Patients satisfied with the time they had to wait for an appointment	0	0	N/A	91.6%	88.5%	87.4%

\* This is based on patients treated on this contract for their most recent course of treatment. Figures in italics indicate the base number of FP17s or Patient Questionnaire responses are less than 100. N/A is shown where the base number of responses is less than 10 during the period. % is calculated as Quantity/Base number\*100

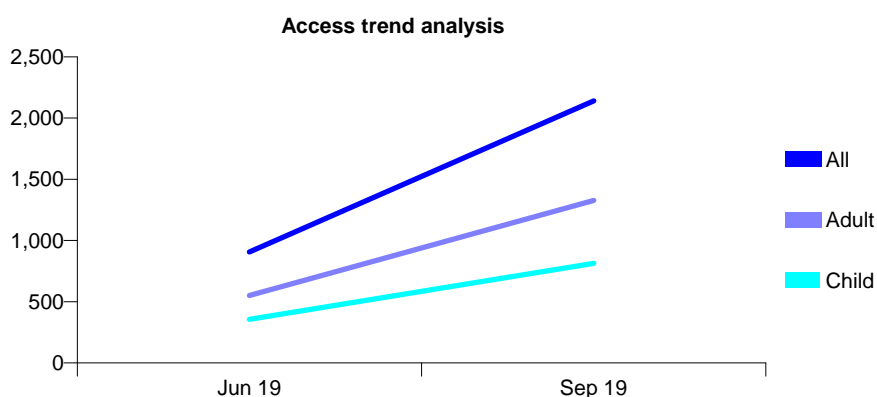
## Q54 - Vital Signs At a Glance Contract Report for 101005/0000 - September 2019

Name or company name	Smile Stylist Ltd
Contract type name	GDS Contract
Purpose of contract	General
Contract start date	01/04/2019
Contract end date	

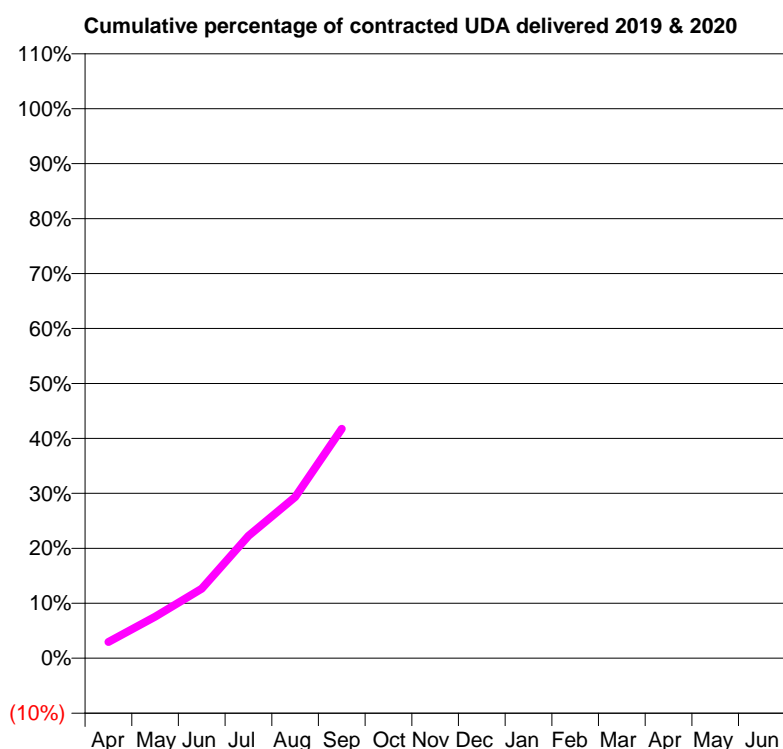
19/20 Contracted general activity (UDA)	12,000
Carry forward general activity (UDA)	0
19/20 Contracted orthodontic activity (UOA)	0
Carry forward orthodontic activity (UOA)	0
Baseline contract value	£338,184.00

### ACCESS\*

Patients seen in 24 months	Total	Change since previous quarter
Quarter ending September 2018	0	
Quarter ending December 2018	0	
Quarter ending March 2019	0	
Quarter ending June 2019	907	↑
Quarter ending September 2019	2,141	↑
<b>Variance since September 2018</b>	N/A	



### ACTIVITY



Month	2019	2020
April	0	353
May	0	908
June	0	1,520
July	0	2,670
August	0	3,522
September	0	5,011
October	0	
November	0	
December	0	
January	0	
February	0	
March	0	
April	0	
May	0	
June	0	

### QUALITY

	Quantity	Base Number	Contract	AT	Region	England
% of FP17s for the same patient ID Re-attending within 3 months - Children	22	873	2.5%	9.9%	11.3%	11.5%
% of FP17s for the same patient ID Re-attending within 3 months - Adults	96	1,524	6.3%	14.4%	14.7%	15.4%
% of FP17s for the same patient ID Re-attending between 3 & 9 months - Children	8	873	0.9%	53.5%	60.8%	59.7%
% of FP17s for the same patient ID Re-attending between 3 & 9 months - Adults	28	1,524	1.8%	48.5%	52.8%	51.7%
% of FP17s for Band 1 Urgent Courses	258	2,397	10.8%	8.3%	8.2%	9.2%
% of FP17s Relating to Free Repair or Replacements	3	2,397	0.1%	0.7%	0.7%	0.7%
% of FP17s Relating to Continuations	8	2,397	0.3%	0.7%	0.8%	0.8%
% of Patients satisfied with the dentistry they have received	0	0	N/A	92.9%	93.2%	93.5%
% of Patients satisfied with the time they had to wait for an appointment	0	0	N/A	91.6%	88.5%	87.4%

\* This is based on patients treated on this contract for their most recent course of treatment. Figures in italics indicate the base number of FP17s or Patient Questionnaire responses are less than 100. N/A is shown where the base number of responses is less than 10 during the period. % is calculated as Quantity/Base number\*100

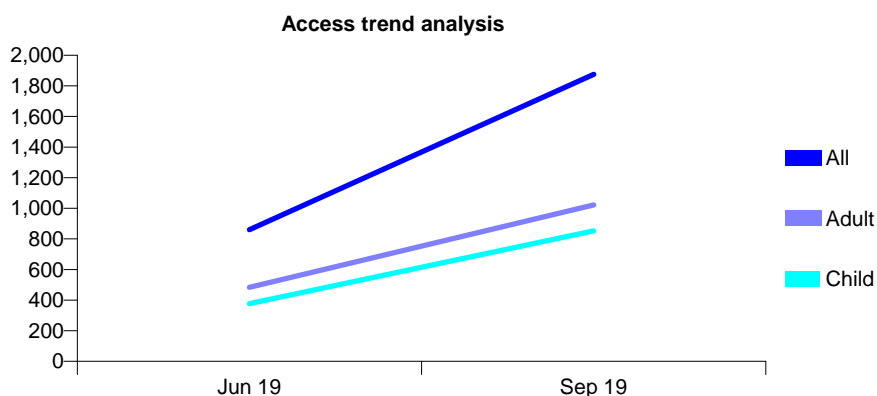
## Q54 - Vital Signs At a Glance Contract Report for 101006/0000 - September 2019

Name or company name	Smile Stylist Ltd
Contract type name	GDS Contract
Purpose of contract	General
Contract start date	01/04/2019
Contract end date	

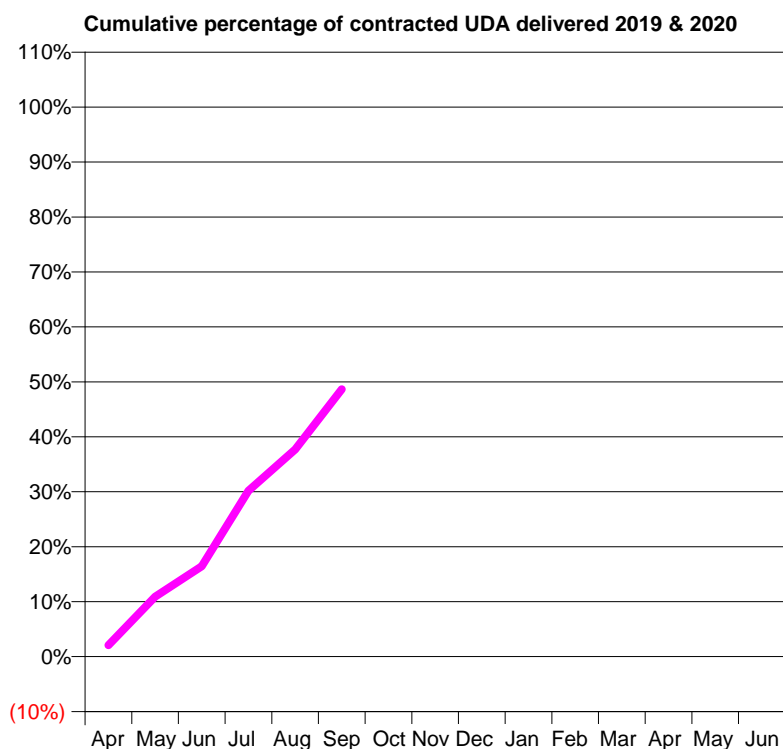
19/20 Contracted general activity (UDA)	12,000
Carry forward general activity (UDA)	0
19/20 Contracted orthodontic activity (UOA)	0
Carry forward orthodontic activity (UOA)	0
Baseline contract value	£338,184.00

### ACCESS\*

Patients seen in 24 months	Total	Change since previous quarter
Quarter ending September 2018	0	
Quarter ending December 2018	0	
Quarter ending March 2019	0	
Quarter ending June 2019	860	↑
Quarter ending September 2019	1,876	↑
<b>Variance since September 2018</b>	N/A	



### ACTIVITY



Month	Adjusted Scheduled Activity (UDA)	
	2019	2020
April	0	248
May	0	1,308
June	0	1,973
July	0	3,621
August	0	4,523
September	0	5,837
October	0	
November	0	
December	0	
January	0	
February	0	
March	0	
April	0	
May	0	
June	0	

### QUALITY

	Quantity	Base Number	Contract	AT	Region	England
% of FP17s for the same patient ID Re-attending within 3 months - Children	31	913	3.4%	9.9%	11.3%	11.5%
% of FP17s for the same patient ID Re-attending within 3 months - Adults	120	1,222	9.8%	14.4%	14.7%	15.4%
% of FP17s for the same patient ID Re-attending between 3 & 9 months - Children	34	913	3.7%	53.5%	60.8%	59.7%
% of FP17s for the same patient ID Re-attending between 3 & 9 months - Adults	28	1,222	2.3%	48.5%	52.8%	51.7%
% of FP17s for Band 1 Urgent Courses	336	2,135	15.7%	8.3%	8.2%	9.2%
% of FP17s Relating to Free Repair or Replacements	2	2,135	0.1%	0.7%	0.7%	0.7%
% of FP17s Relating to Continuations	3	2,135	0.1%	0.7%	0.8%	0.8%
% of Patients satisfied with the dentistry they have received	0	0	N/A	92.9%	93.2%	93.5%
% of Patients satisfied with the time they had to wait for an appointment	0	0	N/A	91.6%	88.5%	87.4%

\* This is based on patients treated on this contract for their most recent course of treatment. Figures in italics indicate the base number of FP17s or Patient Questionnaire responses are less than 100. N/A is shown where the base number of responses is less than 10 during the period. % is calculated as Quantity/Base number\*100

## Q54 - Vital Signs At a Glance Contract Report for 101219/0000 - September 2019


Name or company name	Mr Gill
Contract type name	PDS Plus Contract
Purpose of contract	General
Contract start date	17/06/2019
Contract end date	16/06/2022

19/20 Contracted general activity (UDA)	15,910
Carry forward general activity (UDA)	0
19/20 Contracted orthodontic activity (UOA)	0
Carry forward orthodontic activity (UOA)	0
Baseline contract value	£178,505.47

### ACCESS\*

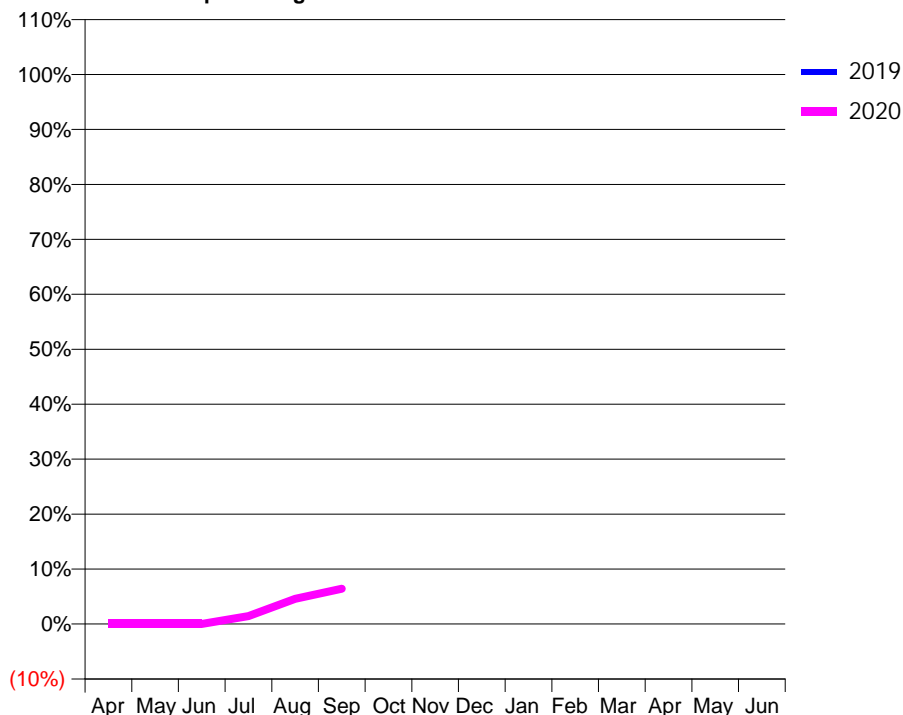
Patients seen in 24 months	Total	Change since previous quarter
Quarter ending September 2018	0	
Quarter ending December 2018	0	
Quarter ending March 2019	0	
Quarter ending June 2019	0	
Quarter ending September 2019	430	↑
<b>Variance since September 2018</b>	N/A	

### Access trend analysis



### ACTIVITY

#### Cumulative percentage of contracted UDA delivered 2019 & 2020



Month	Adjusted Scheduled Activity (UDA)	
	2019	2020
April	0	0
May	0	0
June	0	0
July	0	229
August	0	732
September	0	1,021
October	0	
November	0	
December	0	
January	0	
February	0	
March	0	
April	0	
May	0	
June	0	

### QUALITY

	Quantity	Base Number	Contract	AT	Region	England
% of FP17s for the same patient ID Re-attending within 3 months - Children	6	171	3.5%	9.9%	11.3%	11.5%
% of FP17s for the same patient ID Re-attending within 3 months - Adults	10	210	4.8%	14.4%	14.7%	15.4%
% of FP17s for the same patient ID Re-attending between 3 & 9 months - Children	0	171	0.0%	53.5%	60.8%	59.7%
% of FP17s for the same patient ID Re-attending between 3 & 9 months - Adults	0	210	0.0%	48.5%	52.8%	51.7%
% of FP17s for Band 1 Urgent Courses	28	381	7.3%	8.3%	8.2%	9.2%
% of FP17s Relating to Free Repair or Replacements	0	381	0.0%	0.7%	0.7%	0.7%
% of FP17s Relating to Continuations	0	381	0.0%	0.7%	0.8%	0.8%
% of Patients satisfied with the dentistry they have received	0	0	N/A	92.9%	93.2%	93.5%
% of Patients satisfied with the time they had to wait for an appointment	0	0	N/A	91.6%	88.5%	87.4%

\* This is based on patients treated on this contract for their most recent course of treatment. Figures in italics indicate the base number of FP17s or Patient Questionnaire responses are less than 100. N/A is shown where the base number of responses is less than 10 during the period. % is calculated as Quantity/Base number\*100

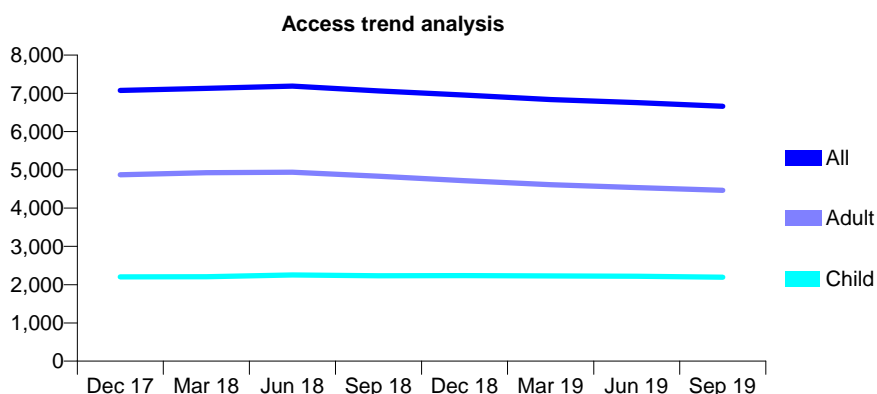
## Q54 - Vital Signs At a Glance Contract Report for 101281/0126 - September 2019

Name or company name	OASIS DENTAL CARE LTD
Contract type name	GDS Contract
Purpose of contract	General
Contract start date	01/04/2006
Contract end date	

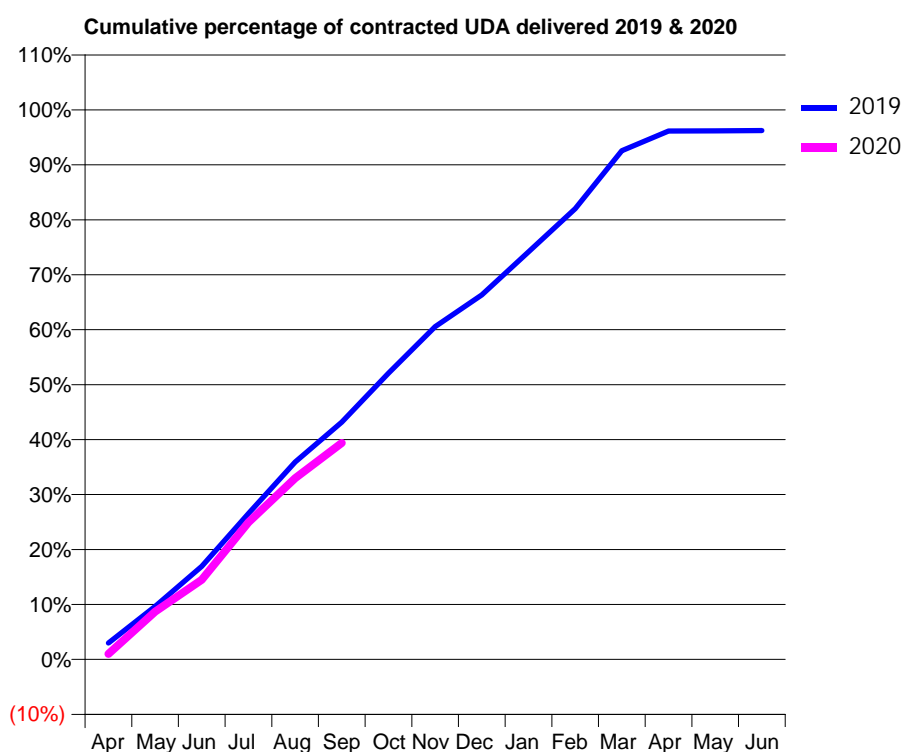
19/20 Contracted general activity (UDA)	21,700
Carry forward general activity (UDA)	815
19/20 Contracted orthodontic activity (UOA)	0
Carry forward orthodontic activity (UOA)	0
Baseline contract value	£485,854.84

### ACCESS\*

Patients seen in 24 months	Total	Change since previous quarter
Quarter ending September 2018	7,065	
Quarter ending December 2018	6,953	↓
Quarter ending March 2019	6,837	↓
Quarter ending June 2019	6,756	↓
Quarter ending September 2019	6,658	↓
<b>Variance since September 2018</b>	<b>(5.8%)</b>	<b>↓</b>



### ACTIVITY



Month	2019	2020
April	651	217
May	2,091	1,887
June	3,672	3,147
July	5,764	5,411
August	7,794	7,161
September	9,371	8,551
October	11,306	
November	13,143	
December	14,392	
January	16,095	
February	17,795	
March	20,088	
April	20,868	
May	20,873	
June	20,885	

### QUALITY

	Quantity	Base Number	Contract	AT	Region	England
% of FP17s for the same patient ID Re-attending within 3 months - Children	116	1,352	8.6%	9.9%	11.3%	11.5%
% of FP17s for the same patient ID Re-attending within 3 months - Adults	507	2,568	19.7%	14.4%	14.7%	15.4%
% of FP17s for the same patient ID Re-attending between 3 & 9 months - Children	643	1,352	47.6%	53.5%	60.8%	59.7%
% of FP17s for the same patient ID Re-attending between 3 & 9 months - Adults	970	2,568	37.8%	48.5%	52.8%	51.7%
% of FP17s for Band 1 Urgent Courses	372	3,658	10.2%	8.3%	8.2%	9.2%
% of FP17s Relating to Free Repair or Replacements	30	3,658	0.8%	0.7%	0.7%	0.7%
% of FP17s Relating to Continuations	70	3,658	1.9%	0.7%	0.8%	0.8%
% of Patients satisfied with the dentistry they have received	0	0	N/A	92.9%	93.2%	93.5%
% of Patients satisfied with the time they had to wait for an appointment	0	0	N/A	91.6%	88.5%	87.4%

\* This is based on patients treated on this contract for their most recent course of treatment. Figures in italics indicate the base number of FP17s or Patient Questionnaire responses are less than 100. N/A is shown where the base number of responses is less than 10 during the period. % is calculated as Quantity/Base number\*100

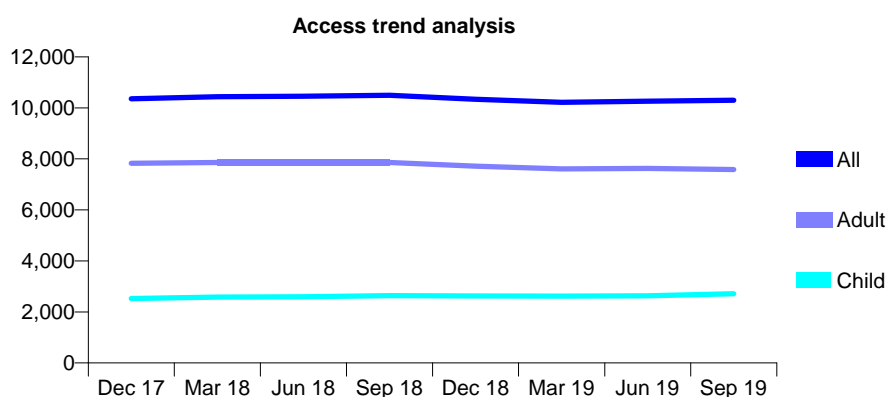
## Q54 - Vital Signs At a Glance Contract Report for 101281/0176 - September 2019

Name or company name	OASIS DENTAL CARE LTD
Contract type name	GDS Contract
Purpose of contract	General
Contract start date	27/12/2007
Contract end date	

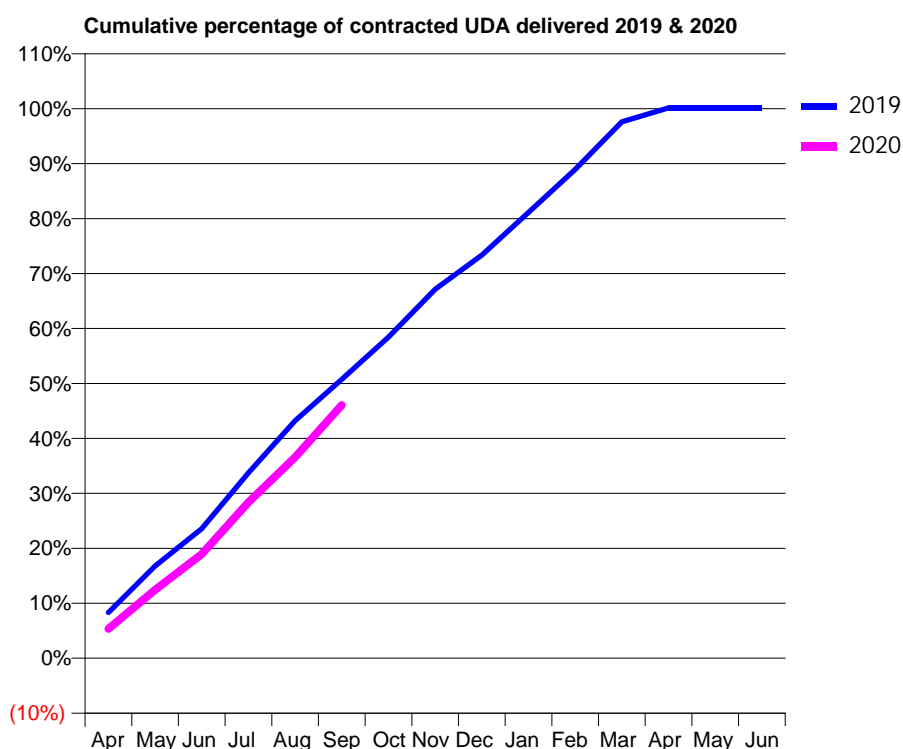
19/20 Contracted general activity (UDA)	29,000
Carry forward general activity (UDA)	-40
19/20 Contracted orthodontic activity (UOA)	0
Carry forward orthodontic activity (UOA)	0
Baseline contract value	£623,256.20

### ACCESS\*

Patients seen in 24 months	Total	Change since previous quarter
Quarter ending September 2018	10,496	
Quarter ending December 2018	10,339	↓
Quarter ending March 2019	10,222	↓
Quarter ending June 2019	10,262	→
Quarter ending September 2019	10,297	→
<b>Variance since September 2018</b>	<b>(1.9%)</b>	<b>↓</b>



### ACTIVITY



Month	2019	2020
April	2,412	1,551
May	4,871	3,613
June	6,838	5,495
July	9,788	8,229
August	12,539	10,607
September	14,721	13,358
October	16,952	
November	19,471	
December	21,271	
January	23,525	
February	25,796	
March	28,304	
April	29,038	
May	29,041	
June	29,041	

### QUALITY

	Quantity	Base Number	Contract	AT	Region	England
% of FP17s for the same patient ID Re-attending within 3 months - Children	119	1,965	6.1%	9.9%	11.3%	11.5%
% of FP17s for the same patient ID Re-attending within 3 months - Adults	652	5,041	12.9%	14.4%	14.7%	15.4%
% of FP17s for the same patient ID Re-attending between 3 & 9 months - Children	1,084	1,965	55.2%	53.5%	60.8%	59.7%
% of FP17s for the same patient ID Re-attending between 3 & 9 months - Adults	2,586	5,041	51.3%	48.5%	52.8%	51.7%
% of FP17s for Band 1 Urgent Courses	588	6,664	8.8%	8.3%	8.2%	9.2%
% of FP17s Relating to Free Repair or Replacements	40	6,664	0.6%	0.7%	0.7%	0.7%
% of FP17s Relating to Continuations	59	6,664	0.9%	0.7%	0.8%	0.8%
% of Patients satisfied with the dentistry they have received	2	2	N/A	92.9%	93.2%	93.5%
% of Patients satisfied with the time they had to wait for an appointment	2	2	N/A	91.6%	88.5%	87.4%

\* This is based on patients treated on this contract for their most recent course of treatment.

Figures in italics indicate the base number of FP17s or Patient Questionnaire responses are less than 100. N/A is shown where the base number of responses is less than 10 during the period. % is calculated as Quantity/Base number\*100

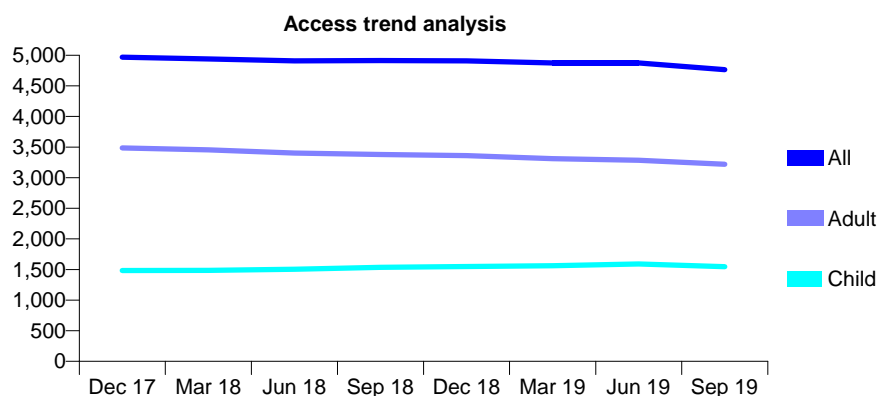
## Q54 - Vital Signs At a Glance Contract Report for 101281/0228 - September 2019

Name or company name	OASIS DENTAL CARE LTD
Contract type name	PDS Plus Contract
Purpose of contract	General
Contract start date	24/10/2010
Contract end date	31/10/2020

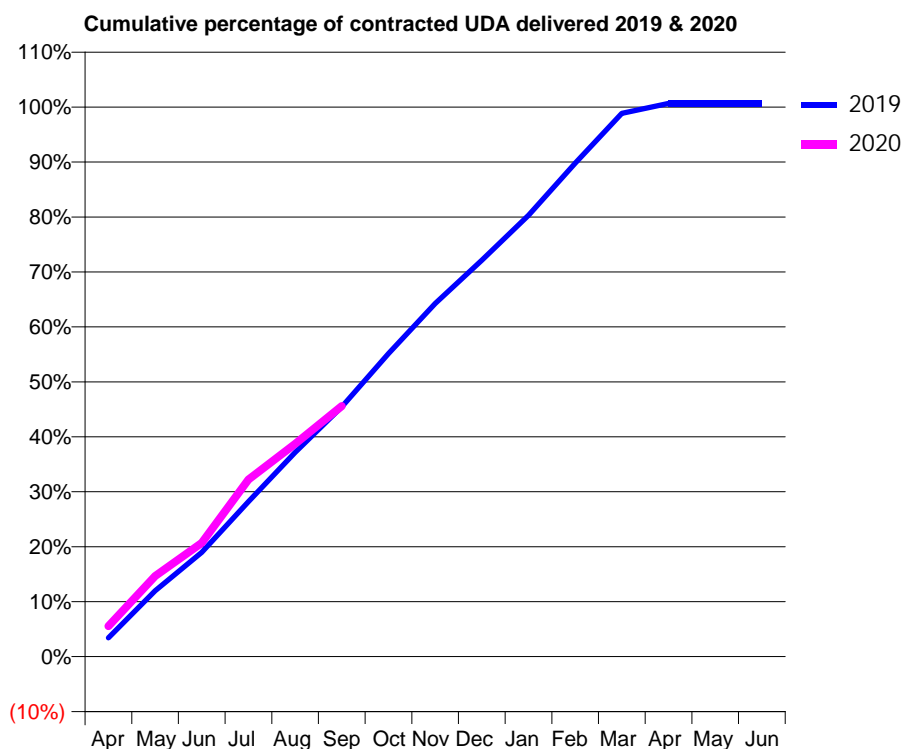
19/20 Contracted general activity (UDA)	14,250
Carry forward general activity (UDA)	-97
19/20 Contracted orthodontic activity (UOA)	0
Carry forward orthodontic activity (UOA)	0
Baseline contract value	£227,100.28

### ACCESS\*

Patients seen in 24 months	Total	Change since previous quarter
Quarter ending September 2018	4,915	
Quarter ending December 2018	4,909	→
Quarter ending March 2019	4,874	→
Quarter ending June 2019	4,875	→
Quarter ending September 2019	4,765	↓
<b>Variance since September 2018</b>	<b>(3.1%)</b>	<b>↓</b>



### ACTIVITY



Month	Adjusted Scheduled Activity (UDA)	
	2019	2020
April	489	790
May	1,709	2,089
June	2,705	2,949
July	4,020	4,592
August	5,300	5,517
September	6,474	6,495
October	7,860	
November	9,158	
December	10,280	
January	11,446	
February	12,796	
March	14,086	
April	14,345	
May	14,347	
June	14,347	

### QUALITY

	Quantity	Base Number	Contract	AT	Region	England
% of FP17s for the same patient ID Re-attending within 3 months - Children	91	886	10.3%	9.9%	11.3%	11.5%
% of FP17s for the same patient ID Re-attending within 3 months - Adults	378	1,752	21.6%	14.4%	14.7%	15.4%
% of FP17s for the same patient ID Re-attending between 3 & 9 months - Children	393	886	44.4%	53.5%	60.8%	59.7%
% of FP17s for the same patient ID Re-attending between 3 & 9 months - Adults	639	1,752	36.5%	48.5%	52.8%	51.7%
% of FP17s for Band 1 Urgent Courses	458	2,526	18.1%	8.3%	8.2%	9.2%
% of FP17s Relating to Free Repair or Replacements	24	2,526	1.0%	0.7%	0.7%	0.7%
% of FP17s Relating to Continuations	36	2,526	1.4%	0.7%	0.8%	0.8%
% of Patients satisfied with the dentistry they have received	1	1	N/A	92.9%	93.2%	93.5%
% of Patients satisfied with the time they had to wait for an appointment	1	1	N/A	91.6%	88.5%	87.4%

\* This is based on patients treated on this contract for their most recent course of treatment. Figures in italics indicate the base number of FP17s or Patient Questionnaire responses are less than 100. N/A is shown where the base number of responses is less than 10 during the period. % is calculated as Quantity/Base number\*100

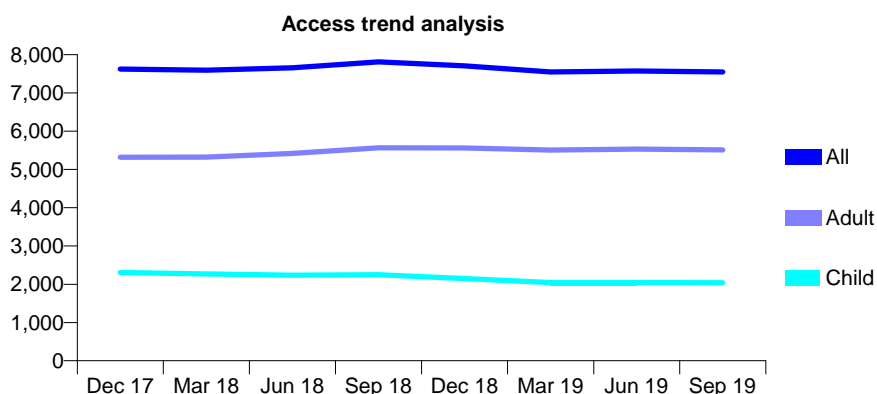
## Q54 - Vital Signs At a Glance Contract Report for 101362/0025 - September 2019

Name or company name	Rodericks Dental Limited
Contract type name	GDS Contract
Purpose of contract	General
Contract start date	01/09/2009
Contract end date	

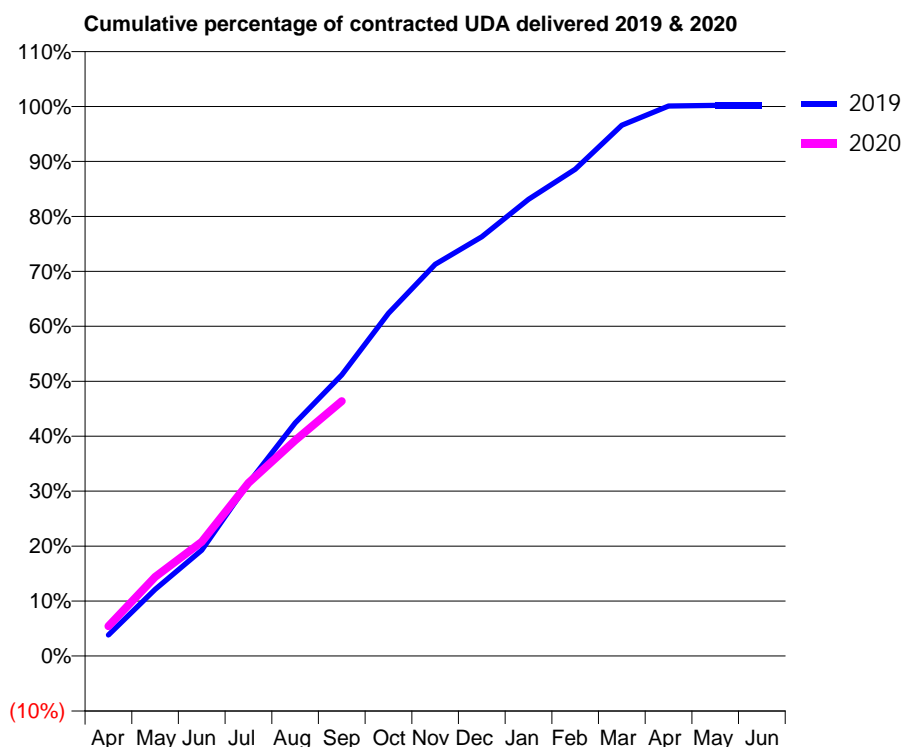
19/20 Contracted general activity (UDA)	20,000
Carry forward general activity (UDA)	-36
19/20 Contracted orthodontic activity (UOA)	0
Carry forward orthodontic activity (UOA)	0
Baseline contract value	£510,650.20

### ACCESS\*

Patients seen in 24 months	Total	Change since previous quarter
Quarter ending September 2018	7,813	
Quarter ending December 2018	7,710	↓
Quarter ending March 2019	7,549	↓
Quarter ending June 2019	7,573	→
Quarter ending September 2019	7,548	→
<b>Variance since September 2018</b>	<b>(3.4%)</b>	<b>↓</b>



### ACTIVITY



Month	Adjusted Scheduled Activity (UDA)	
	2019	2020
April	763	1,088
May	2,431	2,880
June	3,852	4,159
July	6,294	6,303
August	8,481	7,852
September	10,227	9,277
October	12,478	
November	14,255	
December	15,259	
January	16,619	
February	17,719	
March	19,318	
April	20,018	
May	20,037	
June	20,037	

### QUALITY

	Quantity	Base Number	Contract	AT	Region	England
% of FP17s for the same patient ID Re-attending within 3 months - Children	92	1,424	6.5%	9.9%	11.3%	11.5%
% of FP17s for the same patient ID Re-attending within 3 months - Adults	651	3,782	17.2%	14.4%	14.7%	15.4%
% of FP17s for the same patient ID Re-attending between 3 & 9 months - Children	738	1,424	51.8%	53.5%	60.8%	59.7%
% of FP17s for the same patient ID Re-attending between 3 & 9 months - Adults	1,928	3,782	51.0%	48.5%	52.8%	51.7%
% of FP17s for Band 1 Urgent Courses	534	4,884	10.9%	8.3%	8.2%	9.2%
% of FP17s Relating to Free Repair or Replacements	72	4,884	1.5%	0.7%	0.7%	0.7%
% of FP17s Relating to Continuations	34	4,884	0.7%	0.7%	0.8%	0.8%
% of Patients satisfied with the dentistry they have received	2	2	N/A	92.9%	93.2%	93.5%
% of Patients satisfied with the time they had to wait for an appointment	2	2	N/A	91.6%	88.5%	87.4%

\* This is based on patients treated on this contract for their most recent course of treatment. Figures in italics indicate the base number of FP17s or Patient Questionnaire responses are less than 100. N/A is shown where the base number of responses is less than 10 during the period. % is calculated as Quantity/Base number\*100



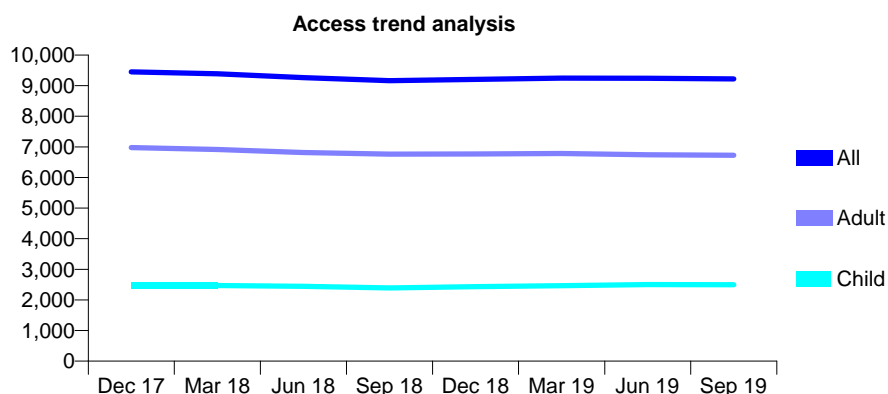
## Q54 - Vital Signs At a Glance Contract Report for 101370/0096 - September 2019

Name or company name	Petrie Tucker & Partners Ltd
Contract type name	GDS Contract
Purpose of contract	General and Orthodontic
Contract start date	01/04/2007
Contract end date	

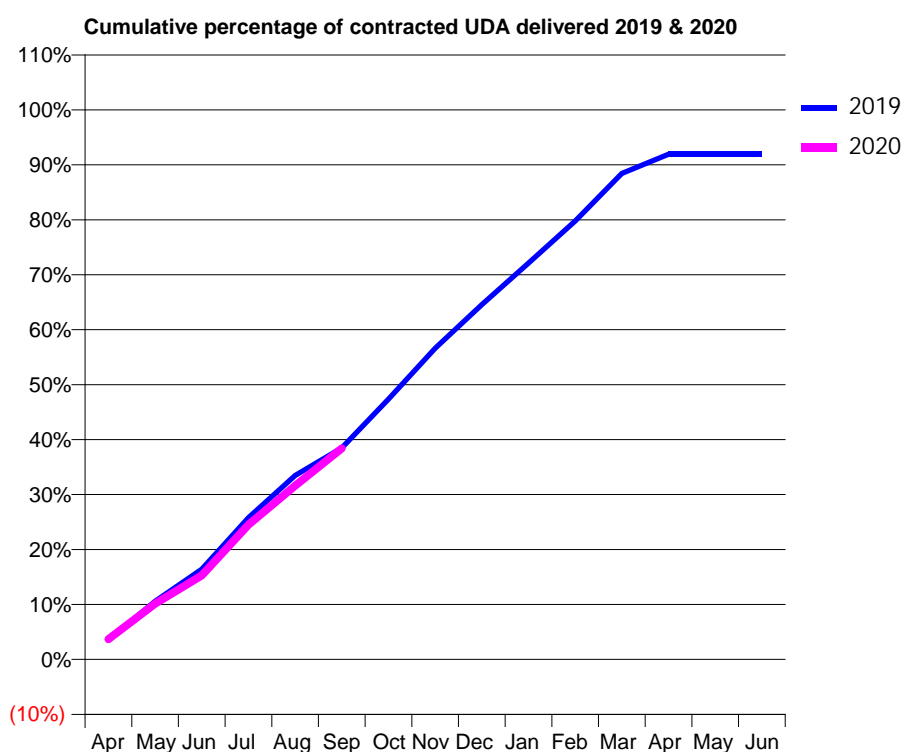
19/20 Contracted general activity (UDA)	26,000
Carry forward general activity (UDA)	0
19/20 Contracted orthodontic activity (UOA)	644
Carry forward orthodontic activity (UOA)	-12
Baseline contract value	£696,573.29

### ACCESS\*

Patients seen in 24 months	Total	Change since previous quarter
Quarter ending September 2018	9,160	
Quarter ending December 2018	9,203	→
Quarter ending March 2019	9,248	→
Quarter ending June 2019	9,244	→
Quarter ending September 2019	9,221	→
<b>Variance since September 2018</b>	<b>0.7%</b>	<b>→</b>



### ACTIVITY



Month	2019	2020
April	915	954
May	2,757	2,643
June	4,271	3,971
July	6,703	6,370
August	8,707	8,216
September	10,011	9,984
October	12,317	
November	14,721	
December	16,786	
January	18,751	
February	20,743	
March	22,988	
April	23,894	
May	23,894	
June	23,895	

### QUALITY

	Quantity	Base Number	Contract	AT	Region	England
% of FP17s for the same patient ID Re-attending within 3 months - Children	70	1,587	4.4%	9.9%	11.3%	11.5%
% of FP17s for the same patient ID Re-attending within 3 months - Adults	396	3,703	10.7%	14.4%	14.7%	15.4%
% of FP17s for the same patient ID Re-attending between 3 & 9 months - Children	880	1,587	55.5%	53.5%	60.8%	59.7%
% of FP17s for the same patient ID Re-attending between 3 & 9 months - Adults	1,629	3,703	44.0%	48.5%	52.8%	51.7%
% of FP17s for Band 1 Urgent Courses	211	4,838	4.4%	8.3%	8.2%	9.2%
% of FP17s Relating to Free Repair or Replacements	28	4,838	0.6%	0.7%	0.7%	0.7%
% of FP17s Relating to Continuations	67	4,838	1.4%	0.7%	0.8%	0.8%
% of Patients satisfied with the dentistry they have received	5	5	N/A	92.9%	93.2%	93.5%
% of Patients satisfied with the time they had to wait for an appointment	5	5	N/A	91.6%	88.5%	87.4%

\* This is based on patients treated on this contract for their most recent course of treatment. Figures in italics indicate the base number of FP17s or Patient Questionnaire responses are less than 100. N/A is shown where the base number of responses is less than 10 during the period. % is calculated as Quantity/Base number\*100

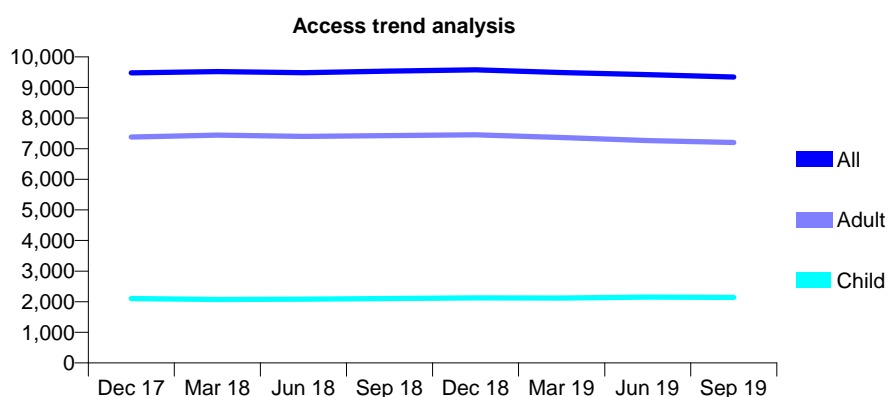
## Q54 - Vital Signs At a Glance Contract Report for 101370/0111 - September 2019

Name or company name	Petrie Tucker & Partners Ltd
Contract type name	GDS Contract
Purpose of contract	General
Contract start date	01/01/2009
Contract end date	

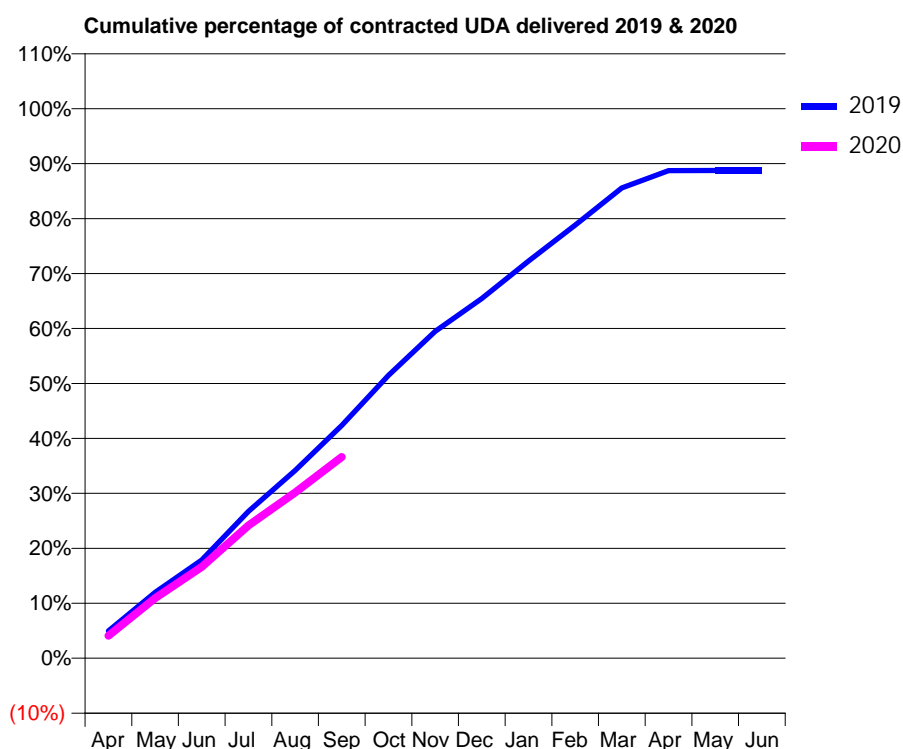
19/20 Contracted general activity (UDA)	29,024
Carry forward general activity (UDA)	0
19/20 Contracted orthodontic activity (UOA)	0
Carry forward orthodontic activity (UOA)	0
Baseline contract value	£712,140.27

### ACCESS\*

Patients seen in 24 months	Total	Change since previous quarter
Quarter ending September 2018	9,536	
Quarter ending December 2018	9,576	→
Quarter ending March 2019	9,489	→
Quarter ending June 2019	9,418	→
Quarter ending September 2019	9,341	→
<b>Variance since September 2018</b>	<b>(2.0%)</b>	<b>↓</b>



### ACTIVITY



Month	2019	2020
April	1,438	1,184
May	3,474	3,172
June	5,187	4,819
July	7,756	7,013
August	9,917	8,749
September	12,292	10,633
October	14,945	
November	17,268	
December	18,998	
January	20,972	
February	22,878	
March	24,841	
April	25,752	
May	25,760	
June	25,761	

### QUALITY

	Quantity	Base Number	Contract	AT	Region	England
% of FP17s for the same patient ID Re-attending within 3 months - Children	65	1,617	4.0%	9.9%	11.3%	11.5%
% of FP17s for the same patient ID Re-attending within 3 months - Adults	508	5,144	9.9%	14.4%	14.7%	15.4%
% of FP17s for the same patient ID Re-attending between 3 & 9 months - Children	1,092	1,617	67.5%	53.5%	60.8%	59.7%
% of FP17s for the same patient ID Re-attending between 3 & 9 months - Adults	3,329	5,144	64.7%	48.5%	52.8%	51.7%
% of FP17s for Band 1 Urgent Courses	453	6,255	7.2%	8.3%	8.2%	9.2%
% of FP17s Relating to Free Repair or Replacements	21	6,255	0.3%	0.7%	0.7%	0.7%
% of FP17s Relating to Continuations	44	6,255	0.7%	0.7%	0.8%	0.8%
% of Patients satisfied with the dentistry they have received	5	6	N/A	92.9%	93.2%	93.5%
% of Patients satisfied with the time they had to wait for an appointment	6	6	N/A	91.6%	88.5%	87.4%

\* This is based on patients treated on this contract for their most recent course of treatment.

Figures in italics indicate the base number of FP17s or Patient Questionnaire responses are less than 100. N/A is shown where the base number of responses is less than 10 during the period. % is calculated as Quantity/Base number\*100

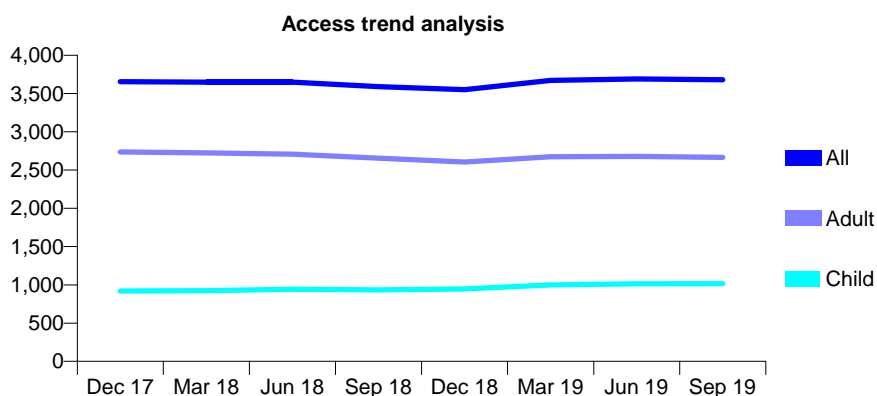
## Q54 - Vital Signs At a Glance Contract Report for 102032/0001 - September 2019

Name or company name	Sutton Dental Care
Contract type name	GDS Contract
Purpose of contract	General
Contract start date	01/04/2006
Contract end date	

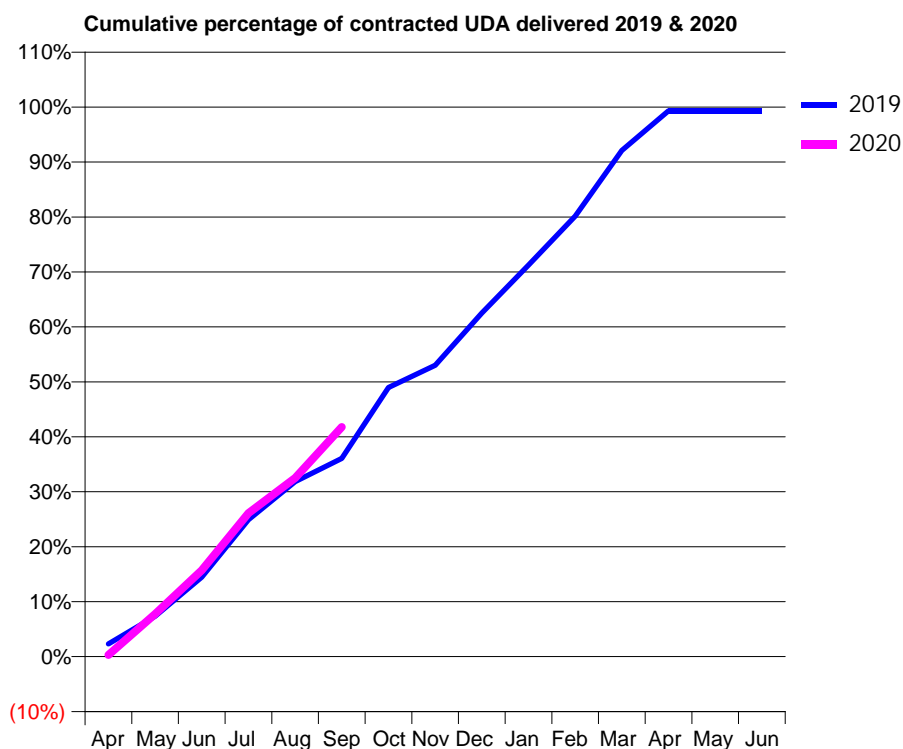
19/20 Contracted general activity (UDA)	7,800
Carry forward general activity (UDA)	54
19/20 Contracted orthodontic activity (UOA)	0
Carry forward orthodontic activity (UOA)	0
Baseline contract value	£269,516.78

### ACCESS\*

Patients seen in 24 months	Total	Change since previous quarter
Quarter ending September 2018	3,589	
Quarter ending December 2018	3,552	↓
Quarter ending March 2019	3,672	↑
Quarter ending June 2019	3,691	→
Quarter ending September 2019	3,681	→
<b>Variance since September 2018</b>	<b>2.6%</b>	<b>↑</b>



### ACTIVITY



Month	Adjusted Scheduled Activity (UDA)	
	2019	2020
April	180	24
May	575	607
June	1,127	1,226
July	1,942	2,036
August	2,484	2,537
September	2,814	3,259
October	3,821	
November	4,135	
December	4,875	
January	5,559	
February	6,253	
March	7,184	
April	7,746	
May	7,746	
June	7,746	

### QUALITY

	Quantity	Base Number	Contract	AT	Region	England
% of FP17s for the same patient ID Re-attending within 3 months - Children	47	823	5.7%	9.9%	11.3%	11.5%
% of FP17s for the same patient ID Re-attending within 3 months - Adults	308	2,124	14.5%	14.4%	14.7%	15.4%
% of FP17s for the same patient ID Re-attending between 3 & 9 months - Children	588	823	71.4%	53.5%	60.8%	59.7%
% of FP17s for the same patient ID Re-attending between 3 & 9 months - Adults	1,420	2,124	66.9%	48.5%	52.8%	51.7%
% of FP17s for Band 1 Urgent Courses	164	2,158	7.6%	8.3%	8.2%	9.2%
% of FP17s Relating to Free Repair or Replacements	17	2,158	0.8%	0.7%	0.7%	0.7%
% of FP17s Relating to Continuations	5	2,158	0.2%	0.7%	0.8%	0.8%
% of Patients satisfied with the dentistry they have received	2	2	N/A	92.9%	93.2%	93.5%
% of Patients satisfied with the time they had to wait for an appointment	2	2	N/A	91.6%	88.5%	87.4%

\* This is based on patients treated on this contract for their most recent course of treatment. Figures in italics indicate the base number of FP17s or Patient Questionnaire responses are less than 100. N/A is shown where the base number of responses is less than 10 during the period. % is calculated as Quantity/Base number\*100

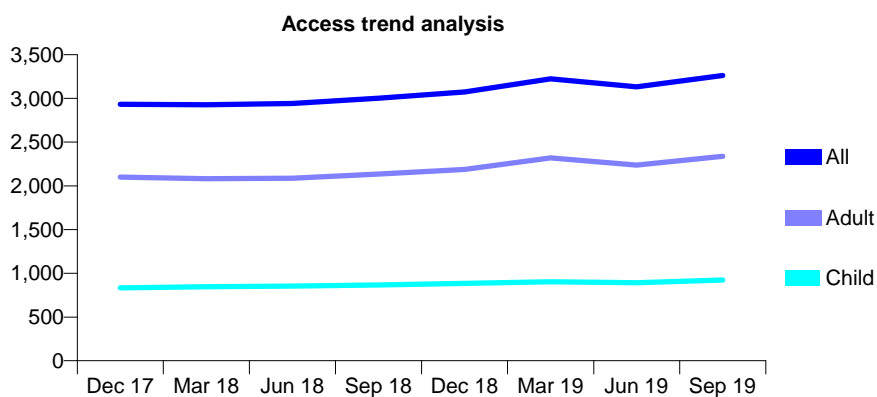
## Q54 - Vital Signs At a Glance Contract Report for 104264/0001 - September 2019

Name or company name	High Street Dental Practice
Contract type name	GDS Contract
Purpose of contract	General
Contract start date	01/09/2015
Contract end date	

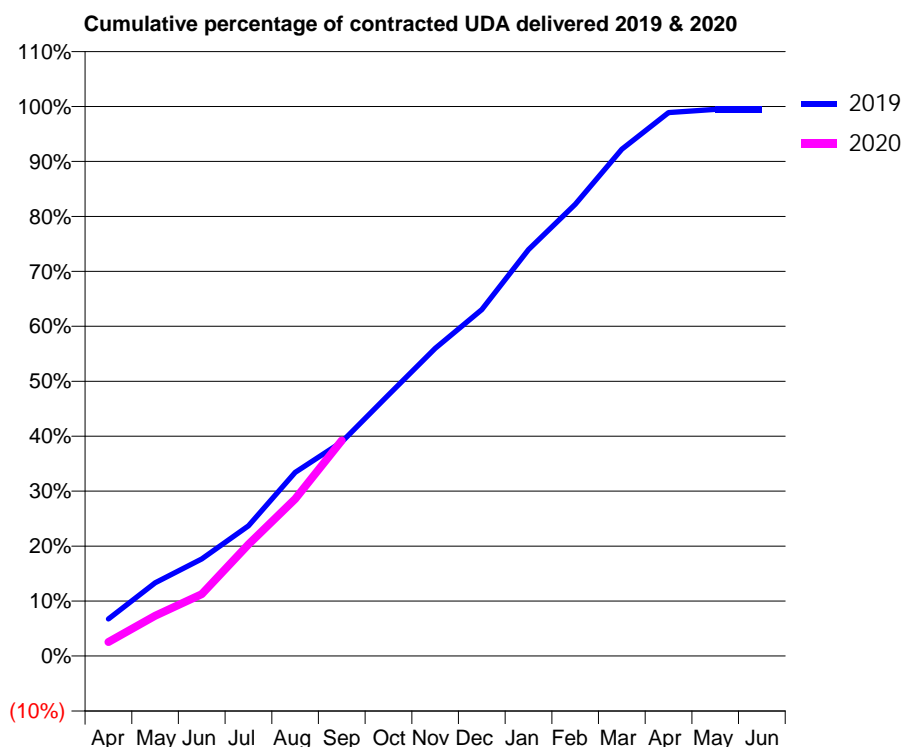
19/20 Contracted general activity (UDA)	8,128
Carry forward general activity (UDA)	44
19/20 Contracted orthodontic activity (UOA)	0
Carry forward orthodontic activity (UOA)	0
Baseline contract value	£198,922.13

### ACCESS\*

Patients seen in 24 months	Total	Change since previous quarter
Quarter ending September 2018	3,002	
Quarter ending December 2018	3,073	↑
Quarter ending March 2019	3,223	↑
Quarter ending June 2019	3,131	↓
Quarter ending September 2019	3,262	↑
<b>Variance since September 2018</b>	<b>8.7%</b>	<b>↑</b>



### ACTIVITY



Month	Adjusted Scheduled Activity (UDA)	
	2019	2020
April	548	208
May	1,084	596
June	1,434	914
July	1,926	1,652
August	2,718	2,322
September	3,167	3,188
October	3,861	
November	4,552	
December	5,123	
January	6,010	
February	6,681	
March	7,495	
April	8,036	
May	8,084	
June	8,084	

### QUALITY

	Quantity	Base Number	Contract	AT	Region	England
% of FP17s for the same patient ID Re-attending within 3 months - Children	15	573	2.6%	9.9%	11.3%	11.5%
% of FP17s for the same patient ID Re-attending within 3 months - Adults	64	1,065	6.0%	14.4%	14.7%	15.4%
% of FP17s for the same patient ID Re-attending between 3 & 9 months - Children	313	573	54.6%	53.5%	60.8%	59.7%
% of FP17s for the same patient ID Re-attending between 3 & 9 months - Adults	486	1,065	45.6%	48.5%	52.8%	51.7%
% of FP17s for Band 1 Urgent Courses	48	1,408	3.4%	8.3%	8.2%	9.2%
% of FP17s Relating to Free Repair or Replacements	2	1,408	0.1%	0.7%	0.7%	0.7%
% of FP17s Relating to Continuations	7	1,408	0.5%	0.7%	0.8%	0.8%
% of Patients satisfied with the dentistry they have received	1	1	N/A	92.9%	93.2%	93.5%
% of Patients satisfied with the time they had to wait for an appointment	1	1	N/A	91.6%	88.5%	87.4%

\* This is based on patients treated on this contract for their most recent course of treatment. Figures in italics indicate the base number of FP17s or Patient Questionnaire responses are less than 100. N/A is shown where the base number of responses is less than 10 during the period. % is calculated as Quantity/Base number\*100

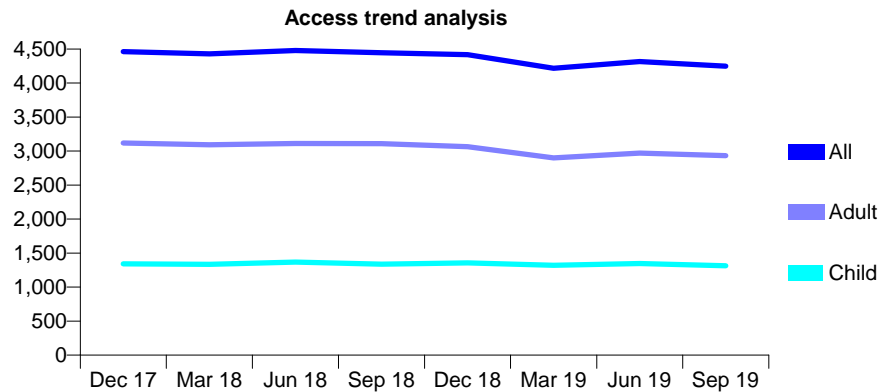
## Q54 - Vital Signs At a Glance Contract Report for 106623/0001 - September 2019

Name or company name	Rookery Road Dental
Contract type name	GDS Contract
Purpose of contract	General
Contract start date	01/06/2011
Contract end date	

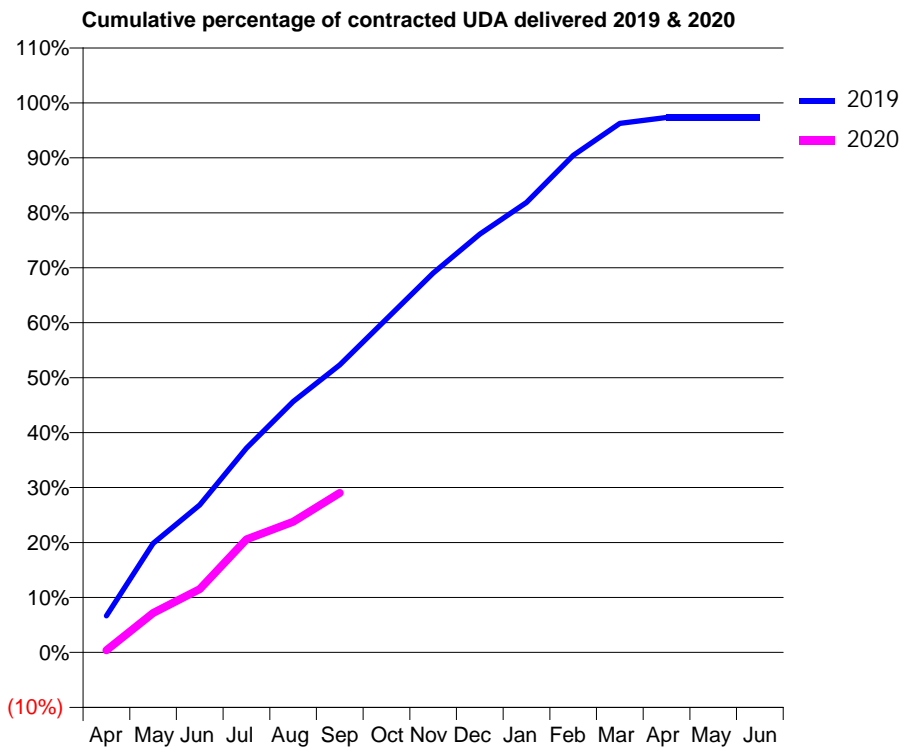
19/20 Contracted general activity (UDA)	16,436
Carry forward general activity (UDA)	437
19/20 Contracted orthodontic activity (UOA)	0
Carry forward orthodontic activity (UOA)	0
Baseline contract value	£422,374.07

### ACCESS\*

Patients seen in 24 months	Total	Change since previous quarter
Quarter ending September 2018	4,447	
Quarter ending December 2018	4,419	→
Quarter ending March 2019	4,219	↓
Quarter ending June 2019	4,317	↑
Quarter ending September 2019	4,248	↓
<b>Variance since September 2018</b>	<b>(4.5%)</b>	<b>↓</b>



### ACTIVITY



Month	2019	2020
April	1,095	65
May	3,261	1,180
June	4,411	1,891
July	6,112	3,379
August	7,506	3,905
September	8,603	4,768
October	9,975	
November	11,347	
December	12,509	
January	13,461	
February	14,863	
March	15,822	
April	15,999	
May	15,999	
June	15,999	

### QUALITY

	Quantity	Base Number	Contract	AT	Region	England
% of FP17s for the same patient ID Re-attending within 3 months - Children	30	629	4.8%	9.9%	11.3%	11.5%
% of FP17s for the same patient ID Re-attending within 3 months - Adults	96	1,125	8.5%	14.4%	14.7%	15.4%
% of FP17s for the same patient ID Re-attending between 3 & 9 months - Children	256	629	40.7%	53.5%	60.8%	59.7%
% of FP17s for the same patient ID Re-attending between 3 & 9 months - Adults	318	1,125	28.3%	48.5%	52.8%	51.7%
% of FP17s for Band 1 Urgent Courses	80	1,692	4.7%	8.3%	8.2%	9.2%
% of FP17s Relating to Free Repair or Replacements	2	1,692	0.1%	0.7%	0.7%	0.7%
% of FP17s Relating to Continuations	0	1,692	0.0%	0.7%	0.8%	0.8%
% of Patients satisfied with the dentistry they have received	0	1	N/A	92.9%	93.2%	93.5%
% of Patients satisfied with the time they had to wait for an appointment	1	1	N/A	91.6%	88.5%	87.4%

\* This is based on patients treated on this contract for their most recent course of treatment. Figures in italics indicate the base number of FP17s or Patient Questionnaire responses are less than 100. N/A is shown where the base number of responses is less than 10 during the period. % is calculated as Quantity/Base number\*100

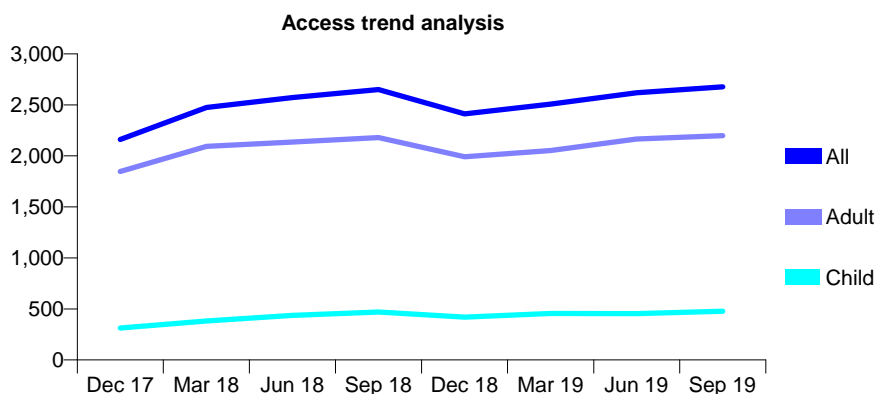
## Q54 - Vital Signs At a Glance Contract Report for 107409/0001 - September 2019

Name or company name	Mr Sukhbir Singh & Mr David George Pears
Contract type name	GDS Contract
Purpose of contract	General
Contract start date	01/12/2011
Contract end date	

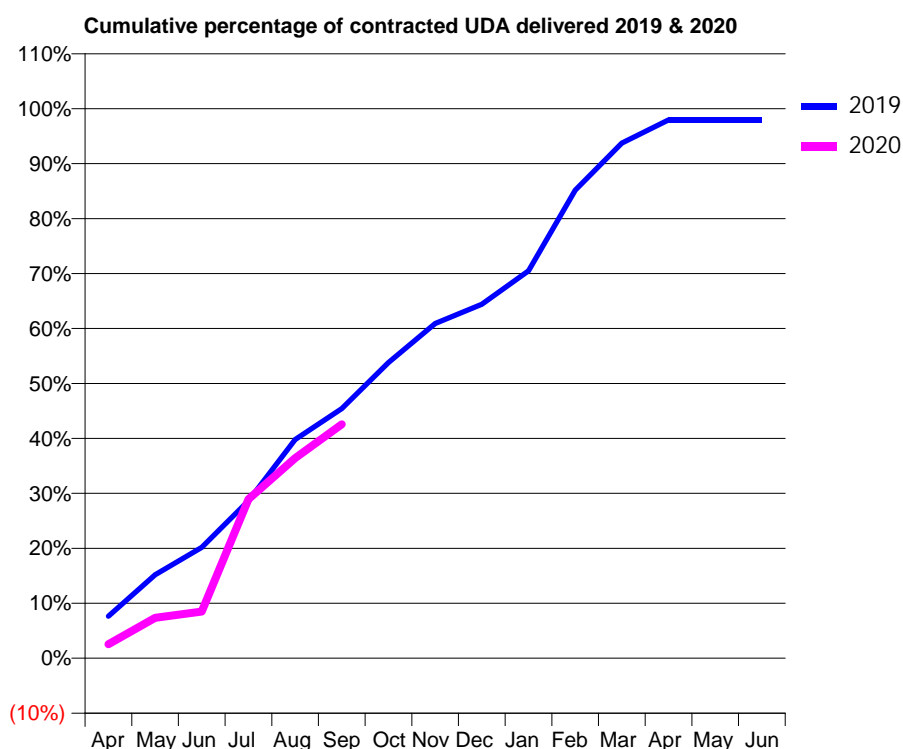
19/20 Contracted general activity (UDA)	7,087
Carry forward general activity (UDA)	144
19/20 Contracted orthodontic activity (UOA)	0
Carry forward orthodontic activity (UOA)	0
Baseline contract value	£157,119.66

### ACCESS\*

Patients seen in 24 months	Total	Change since previous quarter
Quarter ending September 2018	2,650	
Quarter ending December 2018	2,411	↓
Quarter ending March 2019	2,508	↑
Quarter ending June 2019	2,619	↑
Quarter ending September 2019	2,676	↑
<b>Variance since September 2018</b>	<b>1.0%</b>	→



### ACTIVITY



Month	2019	2020
April	542	182
May	1,078	522
June	1,431	603
July	2,031	2,051
August	2,820	2,580
September	3,219	3,017
October	3,813	
November	4,315	
December	4,564	
January	4,995	
February	6,035	
March	6,643	
April	6,942	
May	6,942	
June	6,942	

### QUALITY

	Quantity	Base Number	Contract	AT	Region	England
% of FP17s for the same patient ID Re-attending within 3 months - Children	8	271	3.0%	9.9%	11.3%	11.5%
% of FP17s for the same patient ID Re-attending within 3 months - Adults	76	1,328	5.7%	14.4%	14.7%	15.4%
% of FP17s for the same patient ID Re-attending between 3 & 9 months - Children	95	271	35.1%	53.5%	60.8%	59.7%
% of FP17s for the same patient ID Re-attending between 3 & 9 months - Adults	574	1,328	43.2%	48.5%	52.8%	51.7%
% of FP17s for Band 1 Urgent Courses	60	1,486	4.0%	8.3%	8.2%	9.2%
% of FP17s Relating to Free Repair or Replacements	5	1,486	0.3%	0.7%	0.7%	0.7%
% of FP17s Relating to Continuations	10	1,486	0.7%	0.7%	0.8%	0.8%
% of Patients satisfied with the dentistry they have received	0	0	N/A	92.9%	93.2%	93.5%
% of Patients satisfied with the time they had to wait for an appointment	0	0	N/A	91.6%	88.5%	87.4%

\* This is based on patients treated on this contract for their most recent course of treatment.

Figures in italics indicate the base number of FP17s or Patient Questionnaire responses are less than 100. N/A is shown where the base number of responses is less than 10 during the period. % is calculated as Quantity/Base number\*100

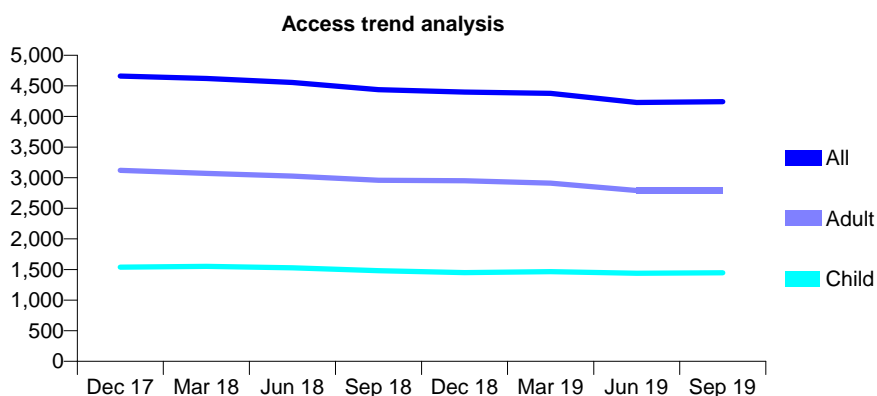
## Q54 - Vital Signs At a Glance Contract Report for 108162/0001 - September 2019

Name or company name	Gupta & Gupta
Contract type name	GDS Contract
Purpose of contract	General and Orthodontic
Contract start date	01/04/2006
Contract end date	

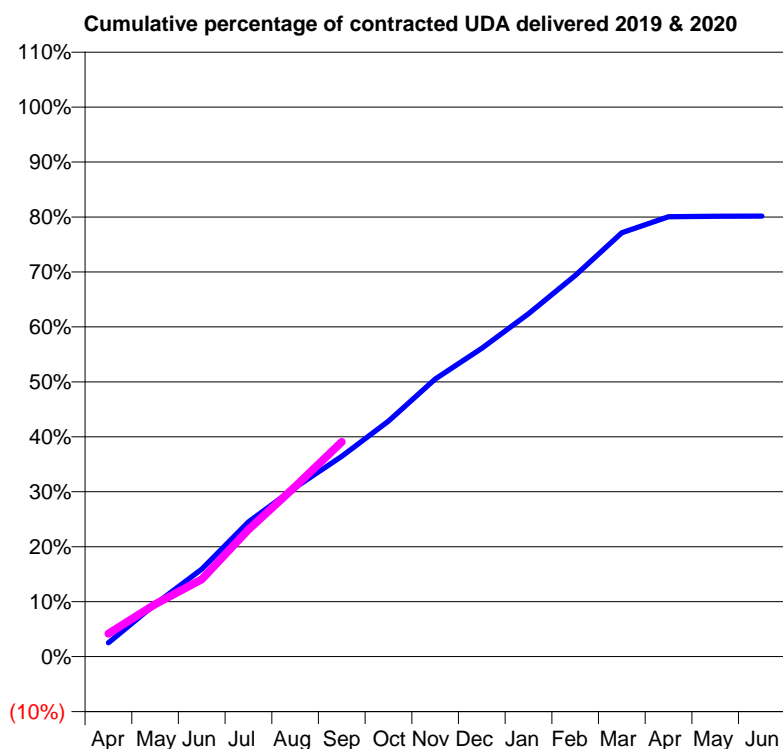
19/20 Contracted general activity (UDA)	16,327
Carry forward general activity (UDA)	0
19/20 Contracted orthodontic activity (UOA)	337
Carry forward orthodontic activity (UOA)	-6
Baseline contract value	£399,966.87

### ACCESS\*

Patients seen in 24 months	Total	Change since previous quarter
Quarter ending September 2018	4,438	
Quarter ending December 2018	4,400	→
Quarter ending March 2019	4,377	→
Quarter ending June 2019	4,229	↓
Quarter ending September 2019	4,240	→
<b>Variance since September 2018</b>	<b>(4.5%)</b>	<b>↓</b>



### ACTIVITY



Month	Adjusted Scheduled Activity (UDA)	
	2019	2020
April	411	682
May	1,560	1,558
June	2,600	2,298
July	4,000	3,775
August	5,021	5,054
September	5,952	6,377
October	6,997	
November	8,248	
December	9,164	
January	10,190	
February	11,326	
March	12,594	
April	13,071	
May	13,085	
June	13,091	

### QUALITY

	Quantity	Base Number	Contract	AT	Region	England
% of FP17s for the same patient ID Re-attending within 3 months - Children	109	1,178	9.3%	9.9%	11.3%	11.5%
% of FP17s for the same patient ID Re-attending within 3 months - Adults	375	2,046	18.3%	14.4%	14.7%	15.4%
% of FP17s for the same patient ID Re-attending between 3 & 9 months - Children	799	1,178	67.8%	53.5%	60.8%	59.7%
% of FP17s for the same patient ID Re-attending between 3 & 9 months - Adults	1,097	2,046	53.6%	48.5%	52.8%	51.7%
% of FP17s for Band 1 Urgent Courses	143	2,978	4.8%	8.3%	8.2%	9.2%
% of FP17s Relating to Free Repair or Replacements	18	2,978	0.6%	0.7%	0.7%	0.7%
% of FP17s Relating to Continuations	16	2,978	0.5%	0.7%	0.8%	0.8%
% of Patients satisfied with the dentistry they have received	0	0	N/A	92.9%	93.2%	93.5%
% of Patients satisfied with the time they had to wait for an appointment	0	0	N/A	91.6%	88.5%	87.4%

\* This is based on patients treated on this contract for their most recent course of treatment. Figures in italics indicate the base number of FP17s or Patient Questionnaire responses are less than 100. N/A is shown where the base number of responses is less than 10 during the period. % is calculated as Quantity/Base number\*100

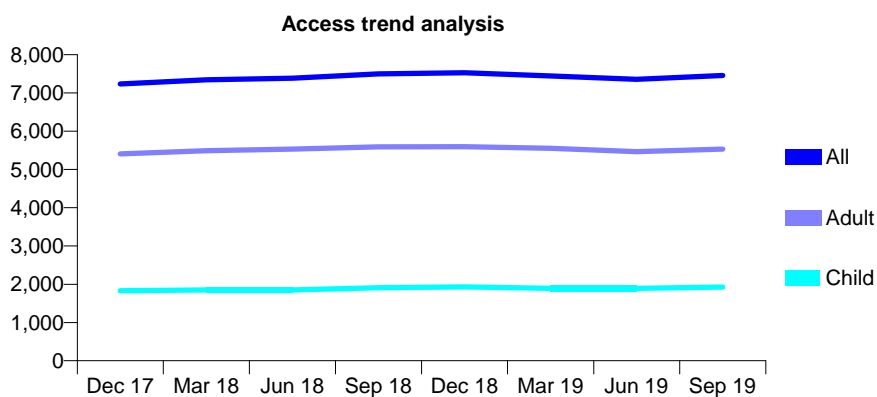
## Q54 - Vital Signs At a Glance Contract Report for 109096/0001 - September 2019

Name or company name	Cottams Dental Practice
Contract type name	GDS Contract
Purpose of contract	General
Contract start date	01/04/2012
Contract end date	

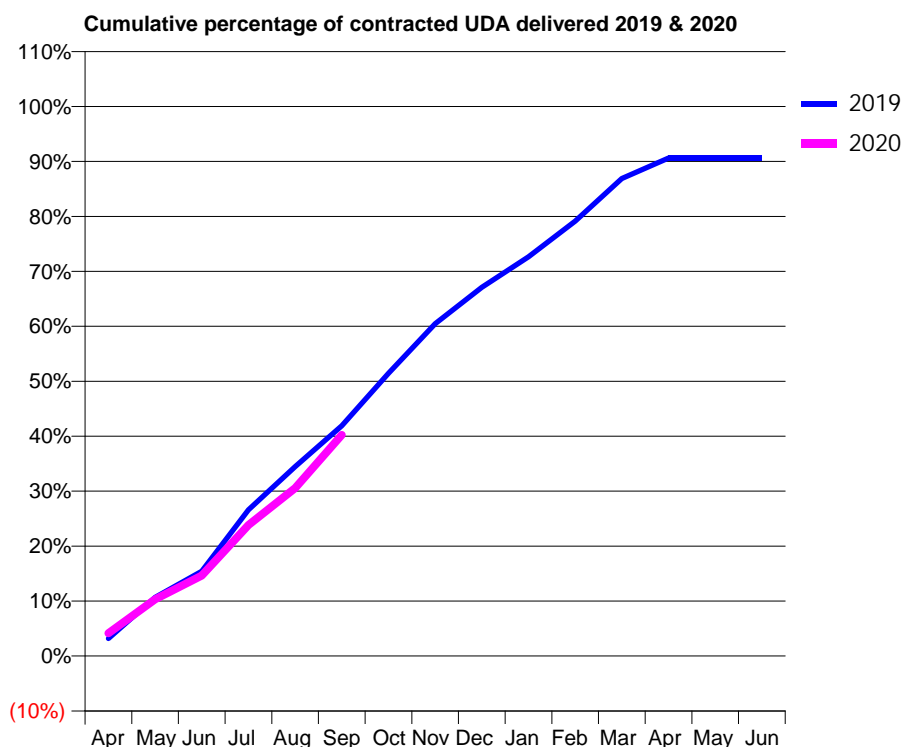
19/20 Contracted general activity (UDA)	19,422
Carry forward general activity (UDA)	0
19/20 Contracted orthodontic activity (UOA)	0
Carry forward orthodontic activity (UOA)	0
Baseline contract value	£423,875.63

### ACCESS\*

Patients seen in 24 months	Total	Change since previous quarter
Quarter ending September 2018	7,497	
Quarter ending December 2018	7,526	→
Quarter ending March 2019	7,445	↓
Quarter ending June 2019	7,356	↓
Quarter ending September 2019	7,459	→
<b>Variance since September 2018</b>	<b>(0.5%)</b>	<b>→</b>



### ACTIVITY



Month	Adjusted Scheduled Activity (UDA)	
	2019	2020
April	621	808
May	2,076	2,004
June	2,995	2,845
July	5,169	4,629
August	6,696	5,935
September	8,135	7,813
October	9,993	
November	11,748	
December	13,029	
January	14,110	
February	15,370	
March	16,873	
April	17,600	
May	17,597	
June	17,600	

### QUALITY

	Quantity	Base Number	Contract	AT	Region	England
% of FP17s for the same patient ID Re-attending within 3 months - Children	81	1,344	6.0%	9.9%	11.3%	11.5%
% of FP17s for the same patient ID Re-attending within 3 months - Adults	479	3,621	13.2%	14.4%	14.7%	15.4%
% of FP17s for the same patient ID Re-attending between 3 & 9 months - Children	693	1,344	51.6%	53.5%	60.8%	59.7%
% of FP17s for the same patient ID Re-attending between 3 & 9 months - Adults	1,862	3,621	51.4%	48.5%	52.8%	51.7%
% of FP17s for Band 1 Urgent Courses	391	4,573	8.6%	8.3%	8.2%	9.2%
% of FP17s Relating to Free Repair or Replacements	40	4,573	0.9%	0.7%	0.7%	0.7%
% of FP17s Relating to Continuations	26	4,573	0.6%	0.7%	0.8%	0.8%
% of Patients satisfied with the dentistry they have received	1	1	N/A	92.9%	93.2%	93.5%
% of Patients satisfied with the time they had to wait for an appointment	1	1	N/A	91.6%	88.5%	87.4%

\* This is based on patients treated on this contract for their most recent course of treatment. Figures in italics indicate the base number of FP17s or Patient Questionnaire responses are less than 100. N/A is shown where the base number of responses is less than 10 during the period. % is calculated as Quantity/Base number\*100



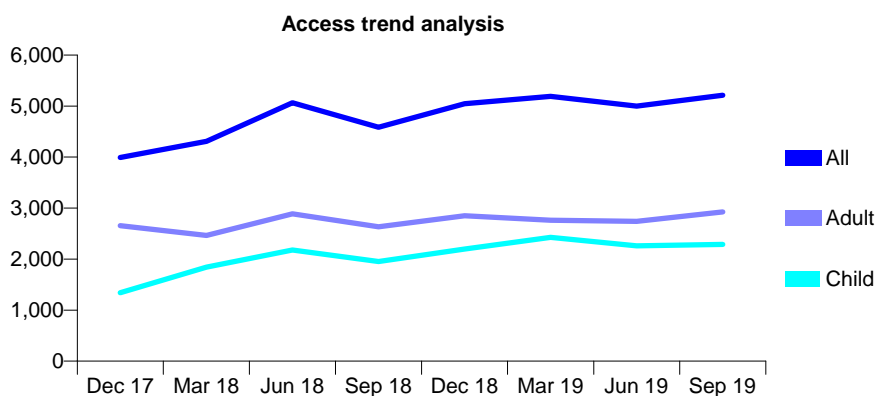
## Q54 - Vital Signs At a Glance Contract Report for 109843/0001 - September 2019

Name or company name	Amit A Duggal & Gurpreet K Duggal
Contract type name	GDS Contract
Purpose of contract	General
Contract start date	01/04/2013
Contract end date	

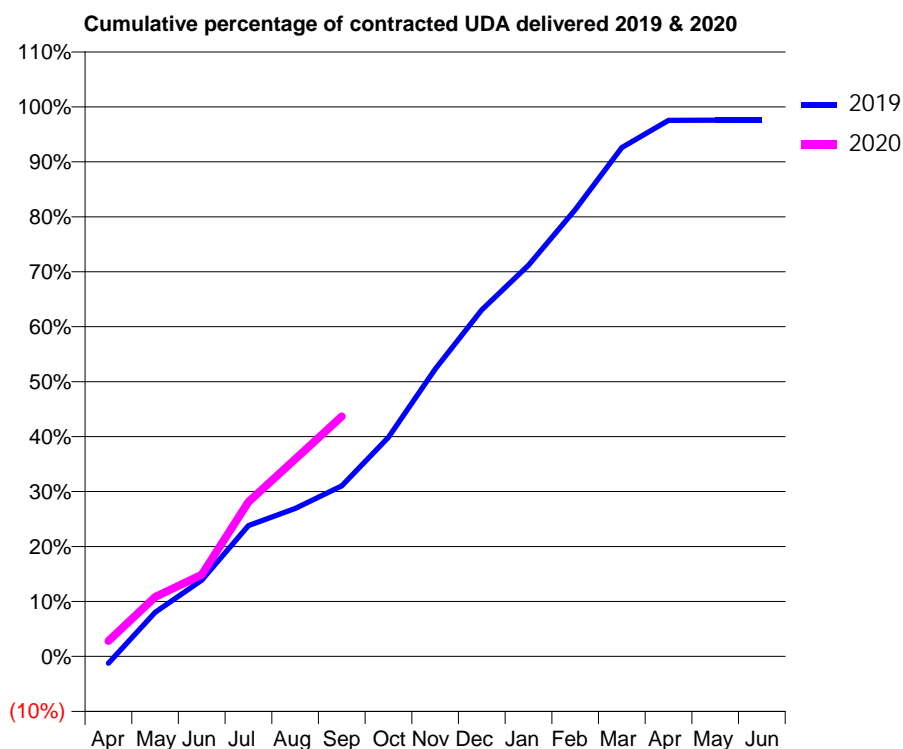
19/20 Contracted general activity (UDA)	11,000
Carry forward general activity (UDA)	268
19/20 Contracted orthodontic activity (UOA)	0
Carry forward orthodontic activity (UOA)	0
Baseline contract value	£293,068.82

### ACCESS\*

Patients seen in 24 months	Total	Change since previous quarter
Quarter ending September 2018	4,585	
Quarter ending December 2018	5,048	↑
Quarter ending March 2019	5,190	↑
Quarter ending June 2019	5,001	↓
Quarter ending September 2019	5,211	↑
<b>Variance since September 2018</b>	<b>13.7%</b>	<b>↑</b>



### ACTIVITY



Month	Adjusted Scheduled Activity (UDA)	
	2019	2020
April	-138	309
May	882	1,192
June	1,527	1,636
July	2,621	3,093
August	2,961	3,948
September	3,414	4,805
October	4,387	
November	5,752	
December	6,937	
January	7,830	
February	8,942	
March	10,185	
April	10,730	
May	10,731	
June	10,731	

### QUALITY

	Quantity	Base Number	Contract	AT	Region	England
% of FP17s for the same patient ID Re-attending within 3 months - Children	51	1,097	4.6%	9.9%	11.3%	11.5%
% of FP17s for the same patient ID Re-attending within 3 months - Adults	110	2,060	5.3%	14.4%	14.7%	15.4%
% of FP17s for the same patient ID Re-attending between 3 & 9 months - Children	203	1,097	18.5%	53.5%	60.8%	59.7%
% of FP17s for the same patient ID Re-attending between 3 & 9 months - Adults	581	2,060	28.2%	48.5%	52.8%	51.7%
% of FP17s for Band 1 Urgent Courses	103	2,855	3.6%	8.3%	8.2%	9.2%
% of FP17s Relating to Free Repair or Replacements	17	2,855	0.6%	0.7%	0.7%	0.7%
% of FP17s Relating to Continuations	12	2,855	0.4%	0.7%	0.8%	0.8%
% of Patients satisfied with the dentistry they have received	1	1	N/A	92.9%	93.2%	93.5%
% of Patients satisfied with the time they had to wait for an appointment	1	1	N/A	91.6%	88.5%	87.4%

\* This is based on patients treated on this contract for their most recent course of treatment. Figures in italics indicate the base number of FP17s or Patient Questionnaire responses are less than 100. N/A is shown where the base number of responses is less than 10 during the period. % is calculated as Quantity/Base number\*100

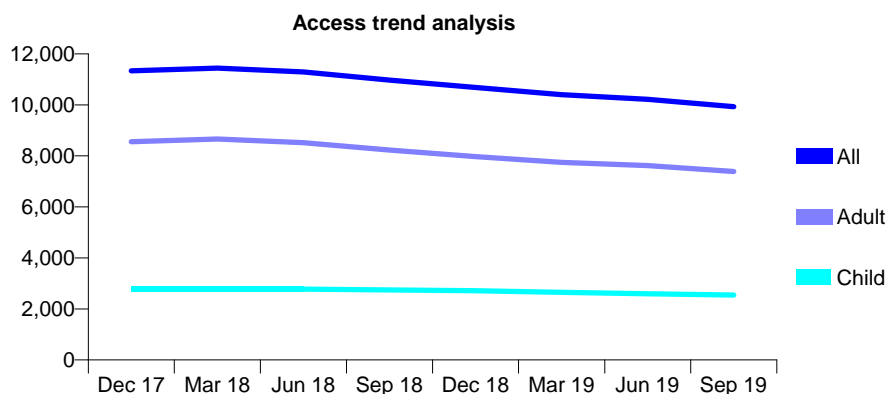
## Q54 - Vital Signs At a Glance Contract Report for 110272/0001 - September 2019

Name or company name	Purity Dental Surgery
Contract type name	Pilot Contract
Purpose of contract	General and Orthodontic
Contract start date	01/04/2010
Contract end date	

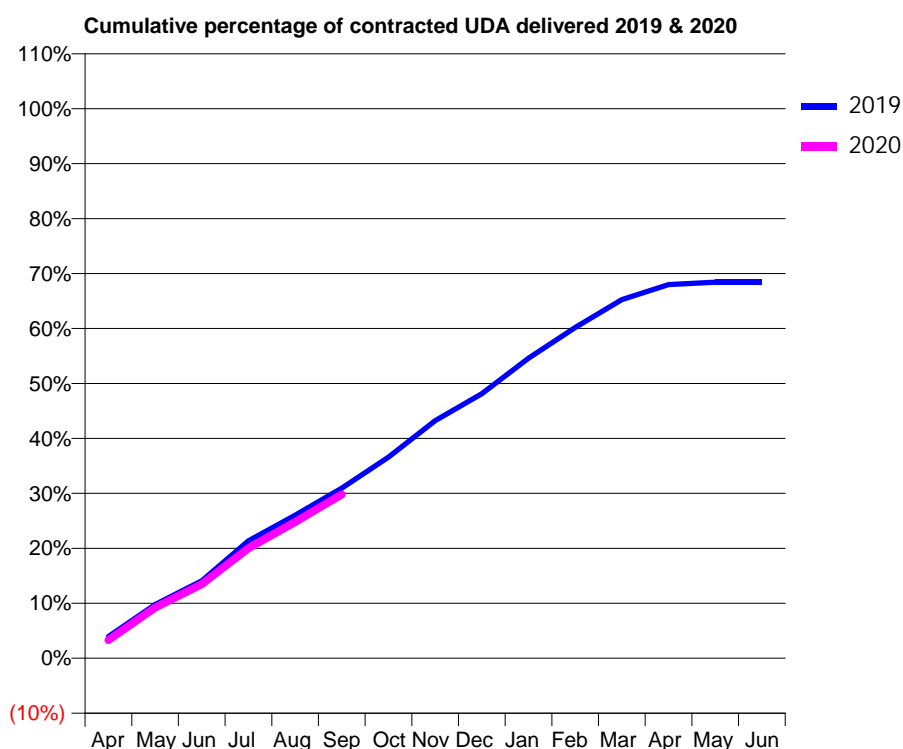
19/20 Contracted general activity (UDA)	33,454
Carry forward general activity (UDA)	0
19/20 Contracted orthodontic activity (UOA)	1,250
Carry forward orthodontic activity (UOA)	0
Baseline contract value	£893,166.56

### ACCESS\*

Patients seen in 24 months	Total	Change since previous quarter
Quarter ending September 2018	10,975	
Quarter ending December 2018	10,687	↓
Quarter ending March 2019	10,396	↓
Quarter ending June 2019	10,217	↓
Quarter ending September 2019	9,933	↓
<b>Variance since September 2018</b>	<b>(9.5%)</b>	<b>↓</b>



### ACTIVITY



Month	2019	2020
April	1,316	1,110
May	3,270	3,081
June	4,711	4,508
July	7,149	6,703
August	8,708	8,299
September	10,352	9,973
October	12,239	
November	14,461	
December	16,100	
January	18,261	
February	20,135	
March	21,823	
April	22,741	
May	22,890	
June	22,889	

### QUALITY

	Quantity	Base Number	Contract	AT	Region	England
% of FP17s for the same patient ID Re-attending within 3 months - Children	88	1,349	6.5%	9.9%	11.3%	11.5%
% of FP17s for the same patient ID Re-attending within 3 months - Adults	629	3,779	16.6%	14.4%	14.7%	15.4%
% of FP17s for the same patient ID Re-attending between 3 & 9 months - Children	691	1,349	51.2%	53.5%	60.8%	59.7%
% of FP17s for the same patient ID Re-attending between 3 & 9 months - Adults	1,322	3,779	35.0%	48.5%	52.8%	51.7%
% of FP17s for Band 1 Urgent Courses	333	4,521	7.4%	8.3%	8.2%	9.2%
% of FP17s Relating to Free Repair or Replacements	91	4,521	2.0%	0.7%	0.7%	0.7%
% of FP17s Relating to Continuations	22	4,521	0.5%	0.7%	0.8%	0.8%
% of Patients satisfied with the dentistry they have received	2	2	N/A	92.9%	93.2%	93.5%
% of Patients satisfied with the time they had to wait for an appointment	1	2	N/A	91.6%	88.5%	87.4%

\* This is based on patients treated on this contract for their most recent course of treatment.

Figures in italics indicate the base number of FP17s or Patient Questionnaire responses are less than 100. N/A is shown where the base number of responses is less than 10 during the period. % is calculated as Quantity/Base number\*100

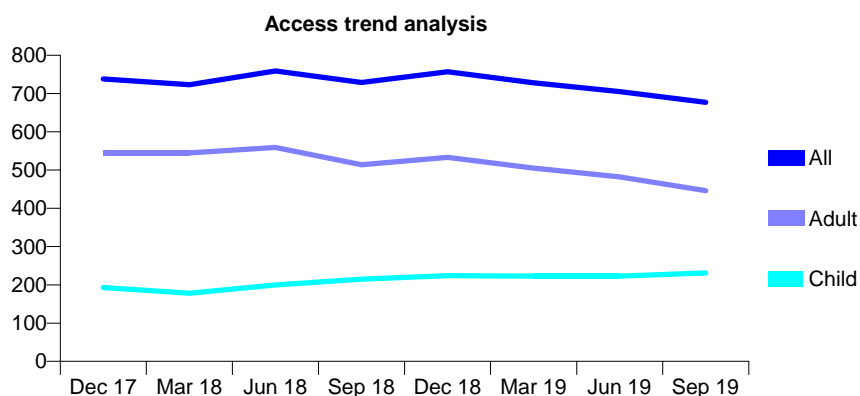
## Q54 - Vital Signs At a Glance Contract Report for 114421/0001 - September 2019

Name or company name	Hanji and Goel Partnership t/a Waterloo De
Contract type name	GDS Contract
Purpose of contract	General
Contract start date	01/09/2014
Contract end date	

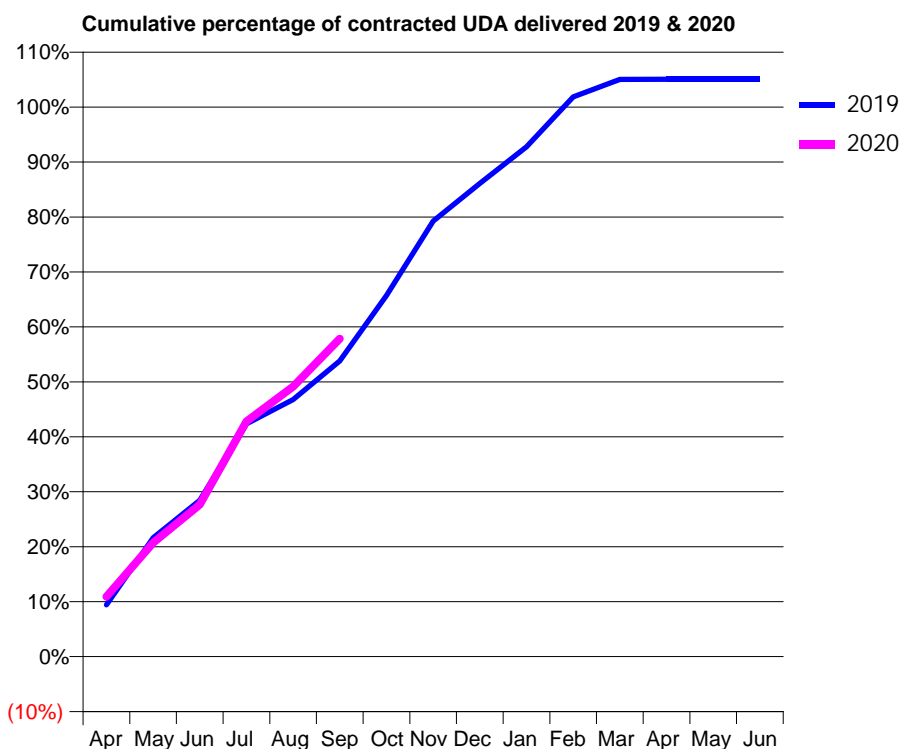
19/20 Contracted general activity (UDA)	3,078
Carry forward general activity (UDA)	-61
19/20 Contracted orthodontic activity (UOA)	0
Carry forward orthodontic activity (UOA)	0
Baseline contract value	£89,961.85

### ACCESS\*

Patients seen in 24 months	Total	Change since previous quarter
Quarter ending September 2018	729	
Quarter ending December 2018	757	↑
Quarter ending March 2019	728	↓
Quarter ending June 2019	705	↓
Quarter ending September 2019	677	↓
<b>Variance since September 2018</b>	<b>(7.1%)</b>	<b>↓</b>



### ACTIVITY



Month	Adjusted Scheduled Activity (UDA)	
	2019	2020
April	290	336
May	666	638
June	875	851
July	1,304	1,317
August	1,440	1,513
September	1,656	1,780
October	2,023	
November	2,439	
December	2,650	
January	2,855	
February	3,135	
March	3,233	
April	3,234	
May	3,234	
June	3,234	

### QUALITY

	Quantity	Base Number	Contract	AT	Region	England
% of FP17s for the same patient ID Re-attending within 3 months - Children	3	163	1.8%	9.9%	11.3%	11.5%
% of FP17s for the same patient ID Re-attending within 3 months - Adults	67	304	22.0%	14.4%	14.7%	15.4%
% of FP17s for the same patient ID Re-attending between 3 & 9 months - Children	35	163	21.5%	53.5%	60.8%	59.7%
% of FP17s for the same patient ID Re-attending between 3 & 9 months - Adults	77	304	25.3%	48.5%	52.8%	51.7%
% of FP17s for Band 1 Urgent Courses	70	466	15.0%	8.3%	8.2%	9.2%
% of FP17s Relating to Free Repair or Replacements	0	466	0.0%	0.7%	0.7%	0.7%
% of FP17s Relating to Continuations	0	466	0.0%	0.7%	0.8%	0.8%
% of Patients satisfied with the dentistry they have received	0	0	N/A	92.9%	93.2%	93.5%
% of Patients satisfied with the time they had to wait for an appointment	0	0	N/A	91.6%	88.5%	87.4%

\* This is based on patients treated on this contract for their most recent course of treatment. Figures in italics indicate the base number of FP17s or Patient Questionnaire responses are less than 100. N/A is shown where the base number of responses is less than 10 during the period. % is calculated as Quantity/Base number\*100

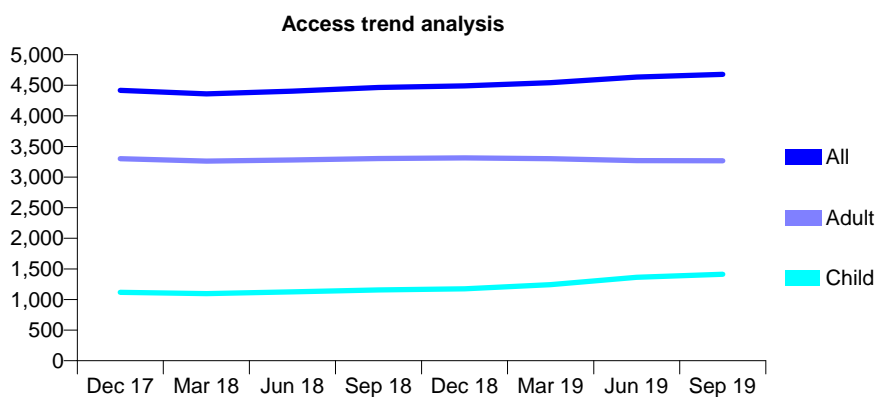
## Q54 - Vital Signs At a Glance Contract Report for 114634/0001 - September 2019

Name or company name	Addison Dental Practice
Contract type name	GDS Contract
Purpose of contract	General
Contract start date	01/04/2012
Contract end date	

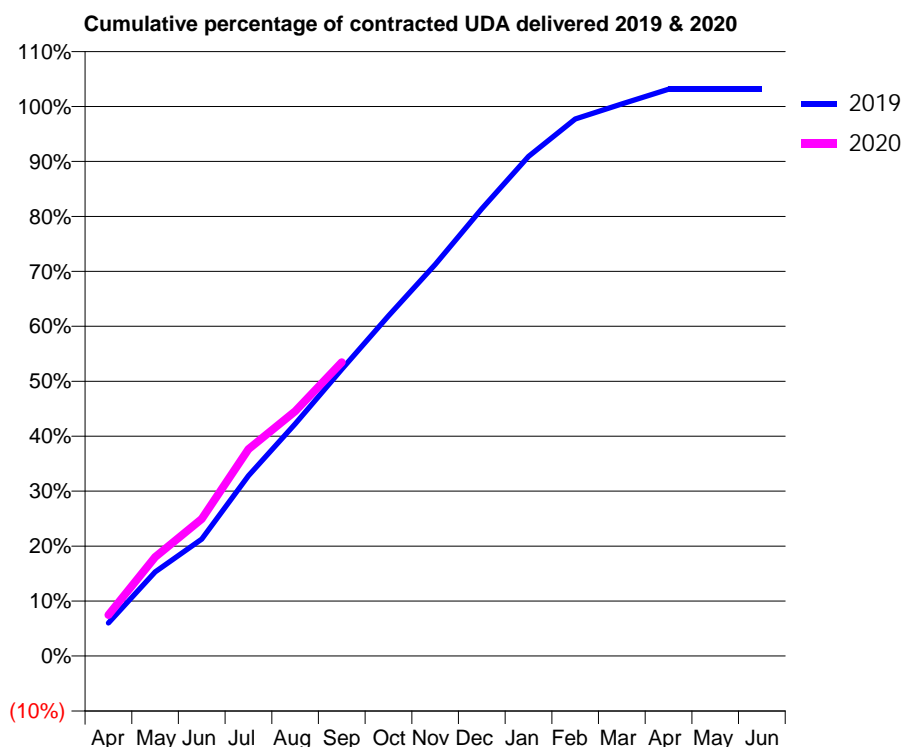
19/20 Contracted general activity (UDA)	11,547
Carry forward general activity (UDA)	-230
19/20 Contracted orthodontic activity (UOA)	0
Carry forward orthodontic activity (UOA)	0
Baseline contract value	£298,103.04

### ACCESS\*

Patients seen in 24 months	Total	Change since previous quarter
Quarter ending September 2018	4,462	
Quarter ending December 2018	4,490	→
Quarter ending March 2019	4,544	→
Quarter ending June 2019	4,632	→
Quarter ending September 2019	4,679	→
<b>Variance since September 2018</b>	<b>4.9%</b>	<b>↑</b>



### ACTIVITY



Month	Adjusted Scheduled Activity (UDA)	
	2019	2020
April	696	862
May	1,767	2,081
June	2,457	2,880
July	3,789	4,346
August	4,876	5,143
September	6,026	6,173
October	7,146	
November	8,228	
December	9,398	
January	10,495	
February	11,282	
March	11,598	
April	11,907	
May	11,907	
June	11,907	

### QUALITY

	Quantity	Base Number	Contract	AT	Region	England
% of FP17s for the same patient ID Re-attending within 3 months - Children	49	1,314	3.7%	9.9%	11.3%	11.5%
% of FP17s for the same patient ID Re-attending within 3 months - Adults	218	2,413	9.0%	14.4%	14.7%	15.4%
% of FP17s for the same patient ID Re-attending between 3 & 9 months - Children	701	1,314	53.3%	53.5%	60.8%	59.7%
% of FP17s for the same patient ID Re-attending between 3 & 9 months - Adults	1,375	2,413	57.0%	48.5%	52.8%	51.7%
% of FP17s for Band 1 Urgent Courses	174	3,528	4.9%	8.3%	8.2%	9.2%
% of FP17s Relating to Free Repair or Replacements	14	3,528	0.4%	0.7%	0.7%	0.7%
% of FP17s Relating to Continuations	13	3,528	0.4%	0.7%	0.8%	0.8%
% of Patients satisfied with the dentistry they have received	1	1	N/A	92.9%	93.2%	93.5%
% of Patients satisfied with the time they had to wait for an appointment	1	1	N/A	91.6%	88.5%	87.4%

\* This is based on patients treated on this contract for their most recent course of treatment. Figures in italics indicate the base number of FP17s or Patient Questionnaire responses are less than 100. N/A is shown where the base number of responses is less than 10 during the period. % is calculated as Quantity/Base number\*100

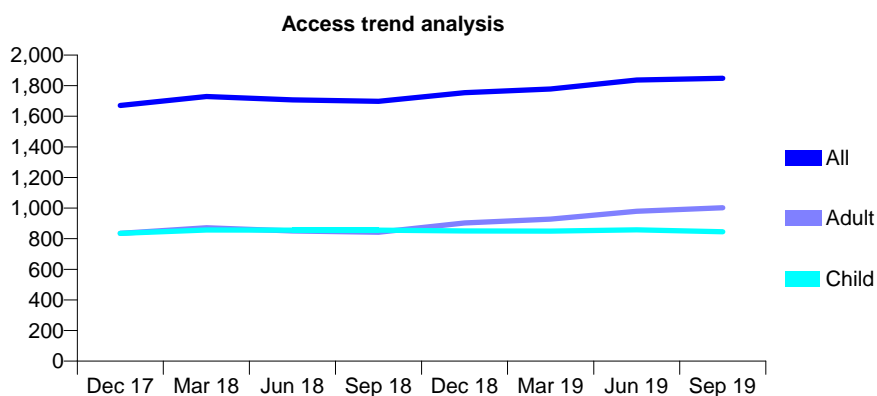
## Q54 - Vital Signs At a Glance Contract Report for 116343/0001 - September 2019

Name or company name	The Dental Surgery
Contract type name	GDS Contract
Purpose of contract	General
Contract start date	22/12/2010
Contract end date	

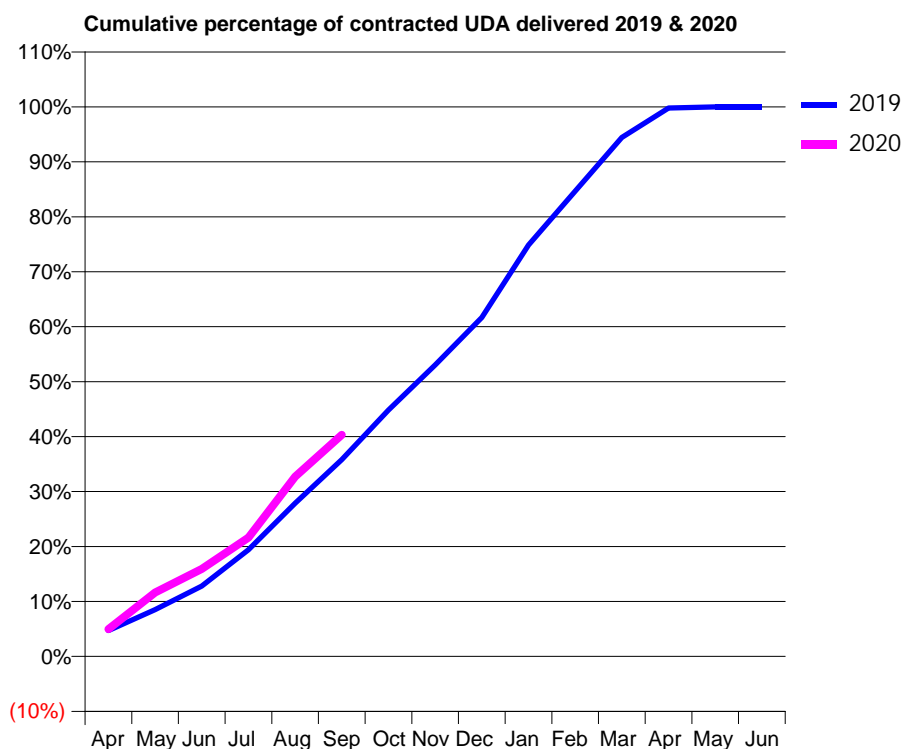
19/20 Contracted general activity (UDA)	6,221
Carry forward general activity (UDA)	0
19/20 Contracted orthodontic activity (UOA)	0
Carry forward orthodontic activity (UOA)	0
Baseline contract value	£169,121.52

### ACCESS\*

Patients seen in 24 months	Total	Change since previous quarter
Quarter ending September 2018	1,698	
Quarter ending December 2018	1,754	↑
Quarter ending March 2019	1,778	→
Quarter ending June 2019	1,837	↑
Quarter ending September 2019	1,849	→
<b>Variance since September 2018</b>	<b>8.9%</b>	<b>↑</b>



### ACTIVITY



Month	2019	2020
April	292	309
May	531	724
June	796	991
July	1,209	1,347
August	1,736	2,036
September	2,228	2,508
October	2,789	
November	3,301	
December	3,836	
January	4,657	
February	5,268	
March	5,875	
April	6,209	
May	6,221	
June	6,221	

### QUALITY

	Quantity	Base Number	Contract	AT	Region	England
% of FP17s for the same patient ID Re-attending within 3 months - Children	34	786	4.3%	9.9%	11.3%	11.5%
% of FP17s for the same patient ID Re-attending within 3 months - Adults	54	803	6.7%	14.4%	14.7%	15.4%
% of FP17s for the same patient ID Re-attending between 3 & 9 months - Children	619	786	78.8%	53.5%	60.8%	59.7%
% of FP17s for the same patient ID Re-attending between 3 & 9 months - Adults	519	803	64.6%	48.5%	52.8%	51.7%
% of FP17s for Band 1 Urgent Courses	40	1,152	3.5%	8.3%	8.2%	9.2%
% of FP17s Relating to Free Repair or Replacements	0	1,152	0.0%	0.7%	0.7%	0.7%
% of FP17s Relating to Continuations	3	1,152	0.3%	0.7%	0.8%	0.8%
% of Patients satisfied with the dentistry they have received	0	0	N/A	92.9%	93.2%	93.5%
% of Patients satisfied with the time they had to wait for an appointment	0	0	N/A	91.6%	88.5%	87.4%

\* This is based on patients treated on this contract for their most recent course of treatment. Figures in italics indicate the base number of FP17s or Patient Questionnaire responses are less than 100. N/A is shown where the base number of responses is less than 10 during the period. % is calculated as Quantity/Base number\*100

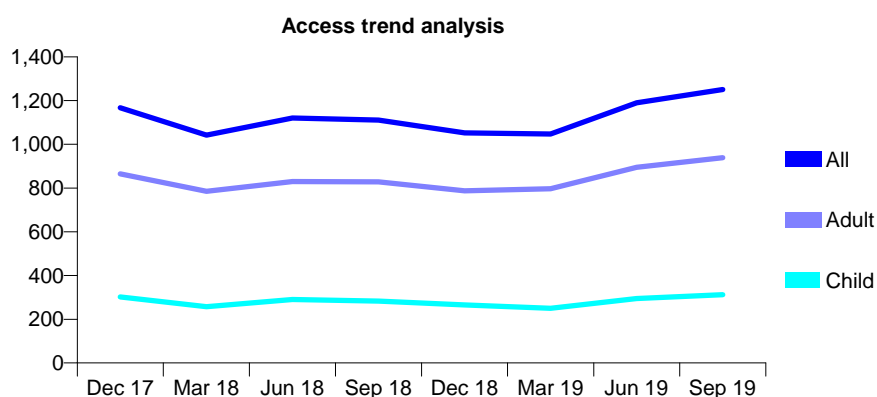
## Q54 - Vital Signs At a Glance Contract Report for 116351/0001 - September 2019

Name or company name	Hillary Street Dental Practice
Contract type name	GDS Contract
Purpose of contract	General
Contract start date	01/04/2011
Contract end date	

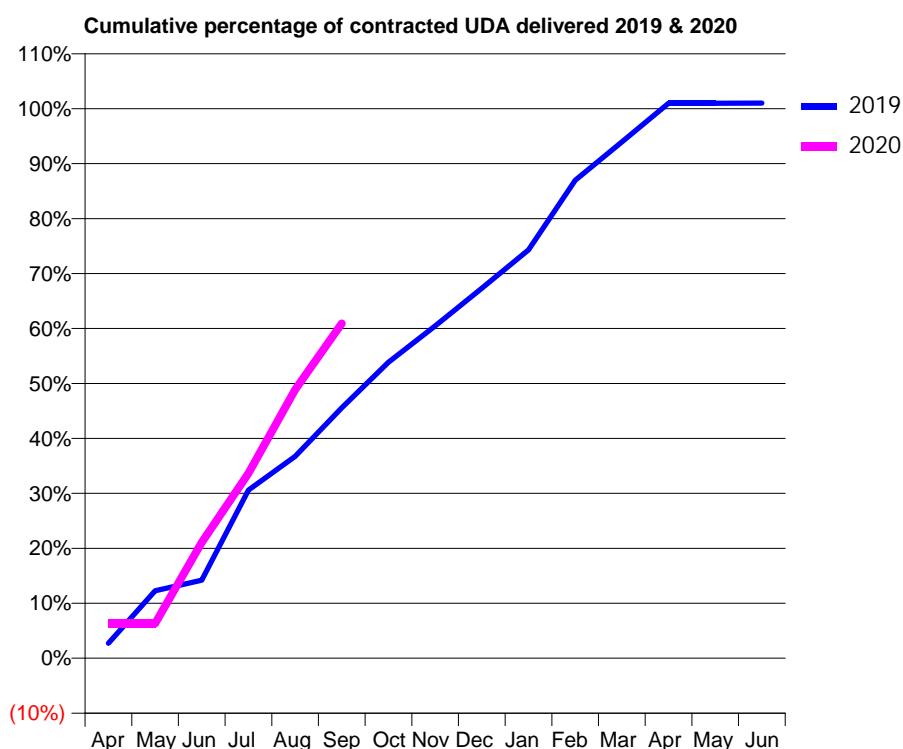
19/20 Contracted general activity (UDA)	3,560
Carry forward general activity (UDA)	-36
19/20 Contracted orthodontic activity (UOA)	0
Carry forward orthodontic activity (UOA)	0
Baseline contract value	£86,872.01

### ACCESS\*

Patients seen in 24 months	Total	Change since previous quarter
Quarter ending September 2018	1,111	
Quarter ending December 2018	1,052	↓
Quarter ending March 2019	1,047	→
Quarter ending June 2019	1,190	↑
Quarter ending September 2019	1,251	↑
<b>Variance since September 2018</b>	<b>12.6%</b>	<b>↑</b>



### ACTIVITY



Month	2019	2020
April	97	226
May	436	226
June	505	750
July	1,089	1,198
August	1,309	1,740
September	1,622	2,168
October	1,917	
November	2,152	
December	2,397	
January	2,645	
February	3,095	
March	3,344	
April	3,595	
May	3,595	
June	3,596	

### QUALITY

	Quantity	Base Number	Contract	AT	Region	England
% of FP17s for the same patient ID Re-attending within 3 months - Children	4	216	1.9%	9.9%	11.3%	11.5%
% of FP17s for the same patient ID Re-attending within 3 months - Adults	86	639	13.5%	14.4%	14.7%	15.4%
% of FP17s for the same patient ID Re-attending between 3 & 9 months - Children	35	216	16.2%	53.5%	60.8%	59.7%
% of FP17s for the same patient ID Re-attending between 3 & 9 months - Adults	103	639	16.1%	48.5%	52.8%	51.7%
% of FP17s for Band 1 Urgent Courses	130	763	17.0%	8.3%	8.2%	9.2%
% of FP17s Relating to Free Repair or Replacements	1	763	0.1%	0.7%	0.7%	0.7%
% of FP17s Relating to Continuations	7	763	0.9%	0.7%	0.8%	0.8%
% of Patients satisfied with the dentistry they have received	0	0	N/A	92.9%	93.2%	93.5%
% of Patients satisfied with the time they had to wait for an appointment	0	0	N/A	91.6%	88.5%	87.4%

\* This is based on patients treated on this contract for their most recent course of treatment.

Figures in italics indicate the base number of FP17s or Patient Questionnaire responses are less than 100. N/A is shown where the base number of responses is less than 10 during the period. % is calculated as Quantity/Base number\*100

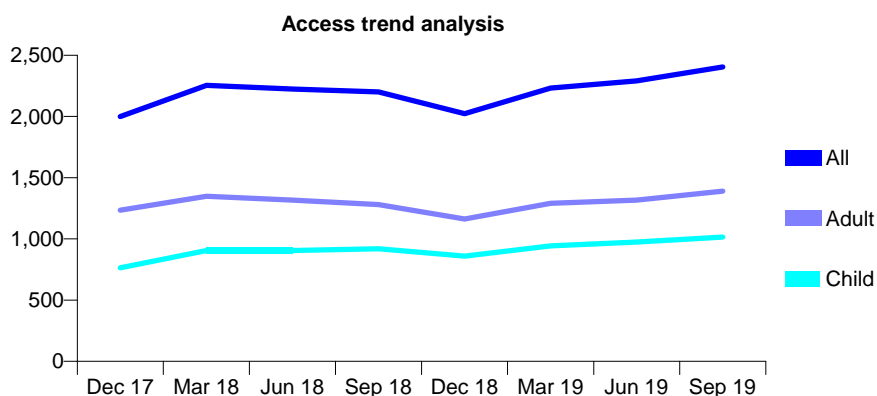
## Q54 - Vital Signs At a Glance Contract Report for 116661/0001 - September 2019

Name or company name	Springfield Dental Practice
Contract type name	GDS Contract
Purpose of contract	General
Contract start date	01/01/2009
Contract end date	

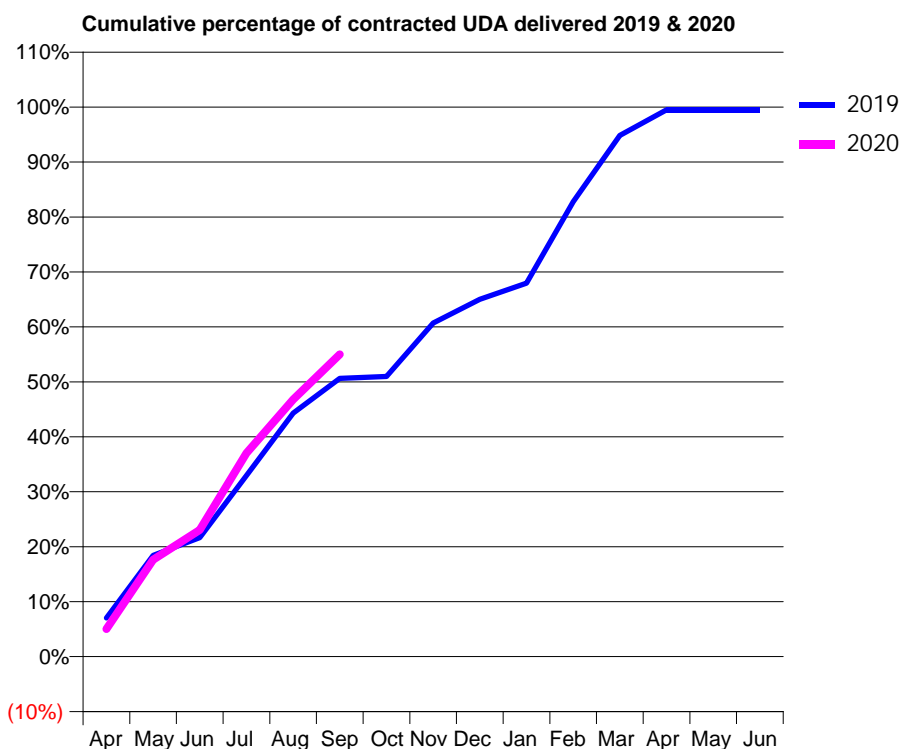
19/20 Contracted general activity (UDA)	8,176
Carry forward general activity (UDA)	39
19/20 Contracted orthodontic activity (UOA)	0
Carry forward orthodontic activity (UOA)	0
Baseline contract value	£175,988.63

### ACCESS\*

Patients seen in 24 months	Total	Change since previous quarter
Quarter ending September 2018	2,201	
Quarter ending December 2018	2,023	↓
Quarter ending March 2019	2,233	↑
Quarter ending June 2019	2,291	↑
Quarter ending September 2019	2,405	↑
<b>Variance since September 2018</b>	<b>9.3%</b>	<b>↑</b>



### ACTIVITY



Month	Adjusted Scheduled Activity (UDA)	
	2019	2020
April	574	413
May	1,508	1,441
June	1,771	1,886
July	2,693	3,029
August	3,622	3,826
September	4,139	4,497
October	4,168	
November	4,963	
December	5,317	
January	5,556	
February	6,769	
March	7,753	
April	8,137	
May	8,137	
June	8,137	

### QUALITY

	Quantity	Base Number	Contract	AT	Region	England
% of FP17s for the same patient ID Re-attending within 3 months - Children	56	658	8.5%	9.9%	11.3%	11.5%
% of FP17s for the same patient ID Re-attending within 3 months - Adults	152	807	18.8%	14.4%	14.7%	15.4%
% of FP17s for the same patient ID Re-attending between 3 & 9 months - Children	259	658	39.4%	53.5%	60.8%	59.7%
% of FP17s for the same patient ID Re-attending between 3 & 9 months - Adults	267	807	33.1%	48.5%	52.8%	51.7%
% of FP17s for Band 1 Urgent Courses	48	1,383	3.5%	8.3%	8.2%	9.2%
% of FP17s Relating to Free Repair or Replacements	1	1,383	0.1%	0.7%	0.7%	0.7%
% of FP17s Relating to Continuations	15	1,383	1.1%	0.7%	0.8%	0.8%
% of Patients satisfied with the dentistry they have received	1	1	N/A	92.9%	93.2%	93.5%
% of Patients satisfied with the time they had to wait for an appointment	1	1	N/A	91.6%	88.5%	87.4%

\* This is based on patients treated on this contract for their most recent course of treatment. Figures in italics indicate the base number of FP17s or Patient Questionnaire responses are less than 100. N/A is shown where the base number of responses is less than 10 during the period. % is calculated as Quantity/Base number\*100

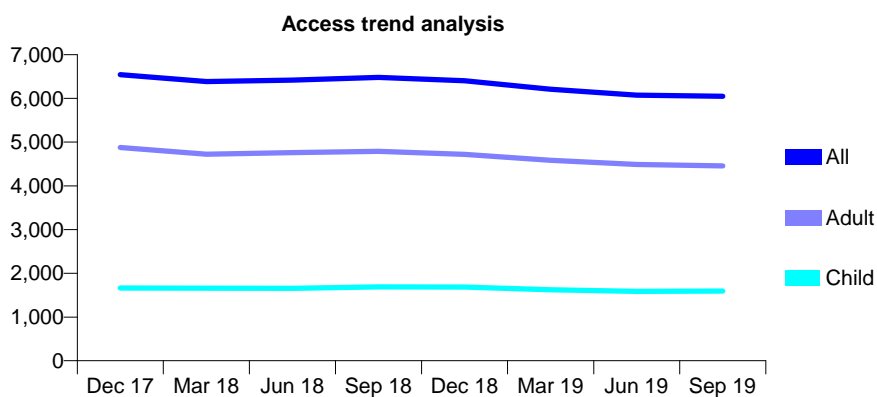
## Q54 - Vital Signs At a Glance Contract Report for 120707/0001 - September 2019

Name or company name	Kings Norton Dental Practice
Contract type name	GDS Contract
Purpose of contract	General
Contract start date	28/06/2013
Contract end date	

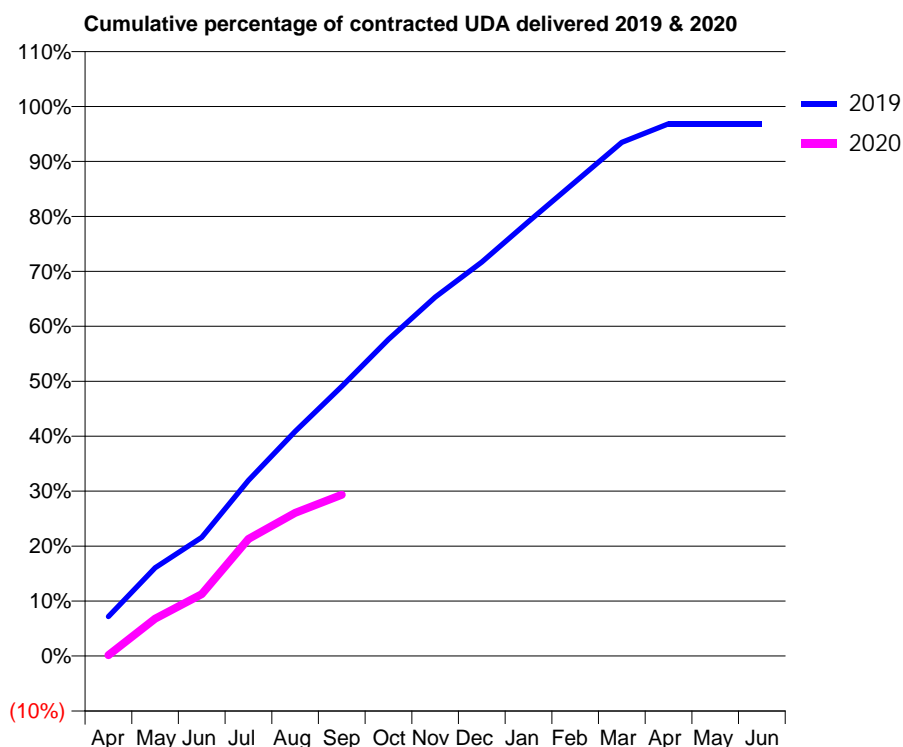
19/20 Contracted general activity (UDA)	18,339
Carry forward general activity (UDA)	578
19/20 Contracted orthodontic activity (UOA)	0
Carry forward orthodontic activity (UOA)	0
Baseline contract value	£471,670.34

### ACCESS\*

Patients seen in 24 months	Total	Change since previous quarter
Quarter ending September 2018	6,479	
Quarter ending December 2018	6,405	↓
Quarter ending March 2019	6,209	↓
Quarter ending June 2019	6,074	↓
Quarter ending September 2019	6,048	→
<b>Variance since September 2018</b>	<b>(6.7%)</b>	<b>↓</b>



### ACTIVITY



Month	Adjusted Scheduled Activity (UDA)	
	2019	2020
April	1,320	27
May	2,947	1,248
June	3,961	2,066
July	5,863	3,909
August	7,498	4,779
September	8,998	5,385
October	10,568	
November	11,978	
December	13,149	
January	14,495	
February	15,823	
March	17,139	
April	17,758	
May	17,761	
June	17,761	

### QUALITY

	Quantity	Base Number	Contract	AT	Region	England
% of FP17s for the same patient ID Re-attending within 3 months - Children	59	951	6.2%	9.9%	11.3%	11.5%
% of FP17s for the same patient ID Re-attending within 3 months - Adults	316	2,615	12.1%	14.4%	14.7%	15.4%
% of FP17s for the same patient ID Re-attending between 3 & 9 months - Children	587	951	61.7%	53.5%	60.8%	59.7%
% of FP17s for the same patient ID Re-attending between 3 & 9 months - Adults	1,425	2,615	54.5%	48.5%	52.8%	51.7%
% of FP17s for Band 1 Urgent Courses	299	3,288	9.1%	8.3%	8.2%	9.2%
% of FP17s Relating to Free Repair or Replacements	12	3,288	0.4%	0.7%	0.7%	0.7%
% of FP17s Relating to Continuations	10	3,288	0.3%	0.7%	0.8%	0.8%
% of Patients satisfied with the dentistry they have received	4	5	N/A	92.9%	93.2%	93.5%
% of Patients satisfied with the time they had to wait for an appointment	5	5	N/A	91.6%	88.5%	87.4%

\* This is based on patients treated on this contract for their most recent course of treatment. Figures in italics indicate the base number of FP17s or Patient Questionnaire responses are less than 100. N/A is shown where the base number of responses is less than 10 during the period. % is calculated as Quantity/Base number\*100



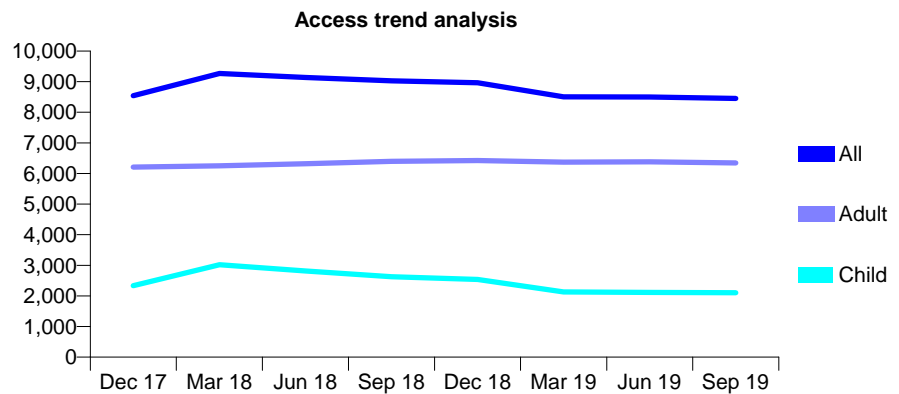
## Q54 - Vital Signs At a Glance Contract Report for 121444/0001 - September 2019

Name or company name	South Road Dental Practice
Contract type name	Pilot Contract
Purpose of contract	General
Contract start date	01/04/2009
Contract end date	

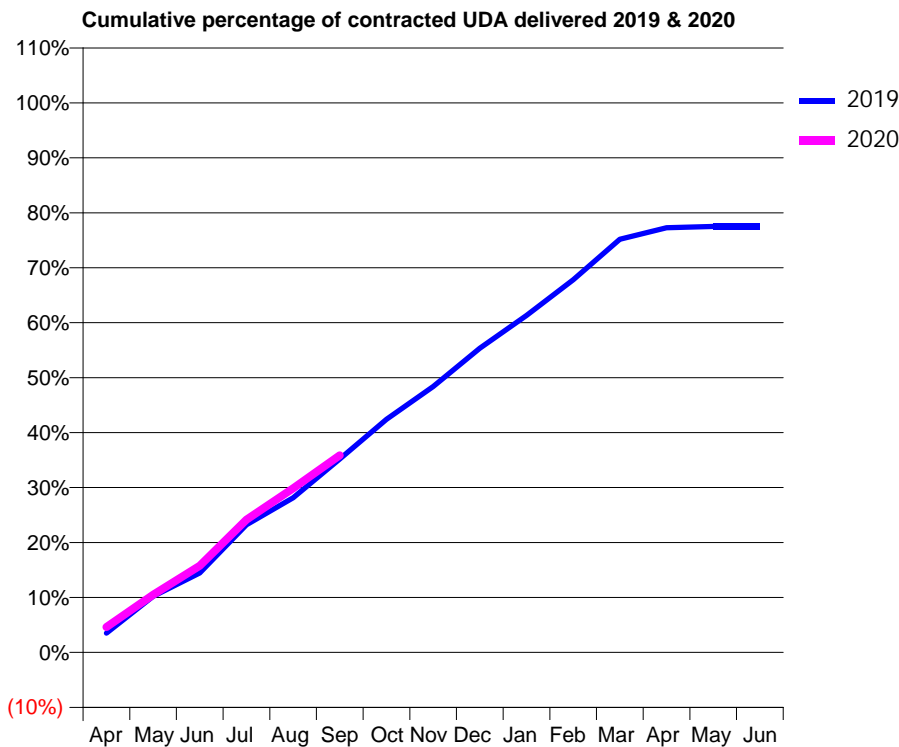
19/20 Contracted general activity (UDA)	25,349
Carry forward general activity (UDA)	0
19/20 Contracted orthodontic activity (UOA)	0
Carry forward orthodontic activity (UOA)	0
Baseline contract value	£629,984.06

### ACCESS\*

Patients seen in 24 months	Total	Change since previous quarter
Quarter ending September 2018	9,024	
Quarter ending December 2018	8,965	→
Quarter ending March 2019	8,505	↓
Quarter ending June 2019	8,497	→
Quarter ending September 2019	8,453	→
<b>Variance since September 2018</b>	<b>(6.3%)</b>	<b>↓</b>



### ACTIVITY



Month	2019	2020
April	888	1,170
May	2,584	2,659
June	3,669	3,999
July	5,893	6,126
August	7,134	7,571
September	8,924	9,086
October	10,753	
November	12,263	
December	14,026	
January	15,543	
February	17,189	
March	19,057	
April	19,586	
May	19,646	
June	19,649	

### QUALITY

	Quantity	Base Number	Contract	AT	Region	England
% of FP17s for the same patient ID Re-attending within 3 months - Children	98	1,475	6.6%	9.9%	11.3%	11.5%
% of FP17s for the same patient ID Re-attending within 3 months - Adults	543	4,476	12.1%	14.4%	14.7%	15.4%
% of FP17s for the same patient ID Re-attending between 3 & 9 months - Children	942	1,475	63.9%	53.5%	60.8%	59.7%
% of FP17s for the same patient ID Re-attending between 3 & 9 months - Adults	2,586	4,476	57.8%	48.5%	52.8%	51.7%
% of FP17s for Band 1 Urgent Courses	395	5,322	7.4%	8.3%	8.2%	9.2%
% of FP17s Relating to Free Repair or Replacements	52	5,322	1.0%	0.7%	0.7%	0.7%
% of FP17s Relating to Continuations	35	5,322	0.7%	0.7%	0.8%	0.8%
% of Patients satisfied with the dentistry they have received	1	1	N/A	92.9%	93.2%	93.5%
% of Patients satisfied with the time they had to wait for an appointment	1	1	N/A	91.6%	88.5%	87.4%

\* This is based on patients treated on this contract for their most recent course of treatment. Figures in italics indicate the base number of FP17s or Patient Questionnaire responses are less than 100. N/A is shown where the base number of responses is less than 10 during the period. % is calculated as Quantity/Base number\*100

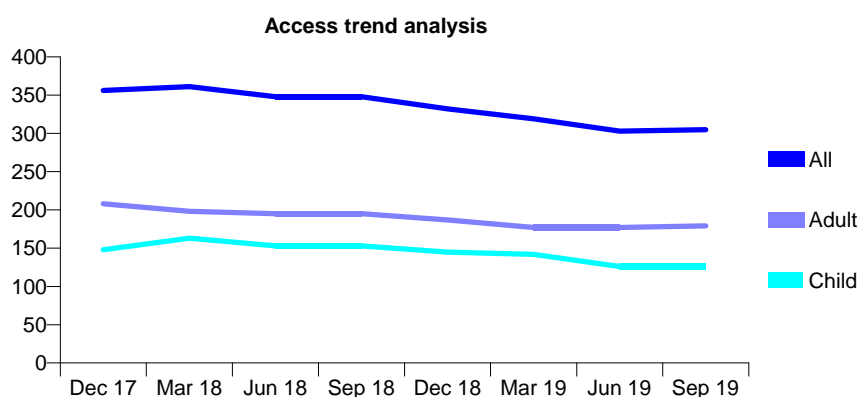
## Q54 - Vital Signs At a Glance Contract Report for 121452/0001 - September 2019

Name or company name	Kassam GDS Contract Partnership
Contract type name	GDS Contract
Purpose of contract	General
Contract start date	01/02/2013
Contract end date	

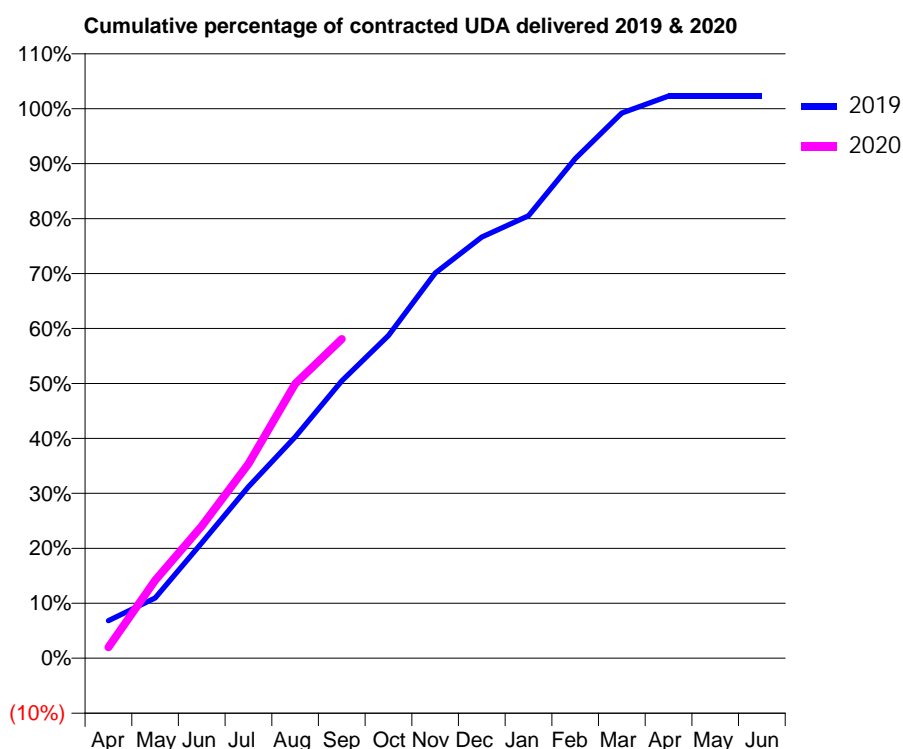
19/20 Contracted general activity (UDA)	750
Carry forward general activity (UDA)	-15
19/20 Contracted orthodontic activity (UOA)	0
Carry forward orthodontic activity (UOA)	0
Baseline contract value	£21,688.76

### ACCESS\*

Patients seen in 24 months	Total	Change since previous quarter
Quarter ending September 2018	348	
Quarter ending December 2018	332	↓
Quarter ending March 2019	319	↓
Quarter ending June 2019	303	↓
Quarter ending September 2019	305	→
<b>Variance since September 2018</b>	<b>(12.4%)</b>	<b>↓</b>



### ACTIVITY



Adjusted Scheduled Activity (UDA)		
Month	2019	2020
April	51	15
May	82	106
June	157	180
July	234	265
August	302	374
September	378	436
October	441	
November	526	
December	575	
January	604	
February	682	
March	744	
April	767	
May	767	
June	767	

### QUALITY

	Quantity	Base Number	Contract	AT	Region	England
% of FP17s for the same patient ID Re-attending within 3 months - Children	2	68	2.9%	9.9%	11.3%	11.5%
% of FP17s for the same patient ID Re-attending within 3 months - Adults	4	96	4.2%	14.4%	14.7%	15.4%
% of FP17s for the same patient ID Re-attending between 3 & 9 months - Children	34	68	50.0%	53.5%	60.8%	59.7%
% of FP17s for the same patient ID Re-attending between 3 & 9 months - Adults	40	96	41.7%	48.5%	52.8%	51.7%
% of FP17s for Band 1 Urgent Courses	3	156	1.9%	8.3%	8.2%	9.2%
% of FP17s Relating to Free Repair or Replacements	0	156	0.0%	0.7%	0.7%	0.7%
% of FP17s Relating to Continuations	0	156	0.0%	0.7%	0.8%	0.8%
% of Patients satisfied with the dentistry they have received	1	1	N/A	92.9%	93.2%	93.5%
% of Patients satisfied with the time they had to wait for an appointment	1	1	N/A	91.6%	88.5%	87.4%

\* This is based on patients treated on this contract for their most recent course of treatment.

Figures in italics indicate the base number of FP17s or Patient Questionnaire responses are less than 100. N/A is shown where the base number of responses is less than 10 during the period. % is calculated as Quantity/Base number\*100

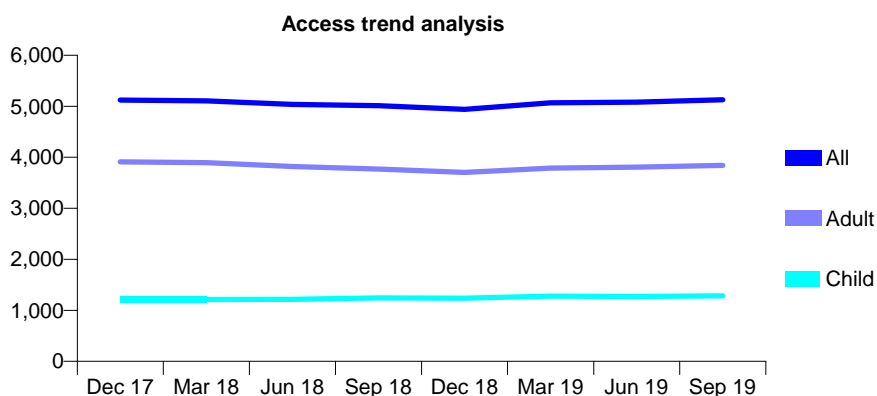
## Q54 - Vital Signs At a Glance Contract Report for 121460/0001 - September 2019

Name or company name	Rooprai-Rooprai and Associates
Contract type name	GDS Contract
Purpose of contract	General
Contract start date	01/12/2011
Contract end date	

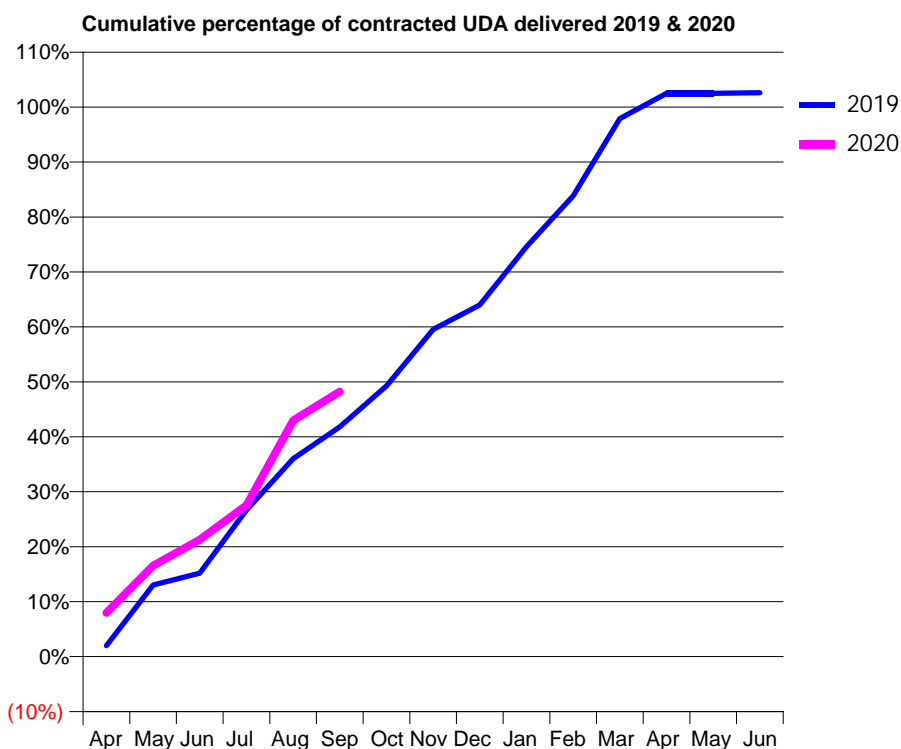
19/20 Contracted general activity (UDA)	14,616
Carry forward general activity (UDA)	-292
19/20 Contracted orthodontic activity (UOA)	0
Carry forward orthodontic activity (UOA)	0
Baseline contract value	£411,670.20

### ACCESS\*

Patients seen in 24 months	Total	Change since previous quarter
Quarter ending September 2018	5,013	
Quarter ending December 2018	4,939	↓
Quarter ending March 2019	5,067	↑
Quarter ending June 2019	5,080	→
Quarter ending September 2019	5,127	→
<b>Variance since September 2018</b>	<b>2.3%</b>	<b>↑</b>



### ACTIVITY



Month	Adjusted Scheduled Activity (UDA)	
	2019	2020
April	292	1,163
May	1,905	2,419
June	2,219	3,109
July	3,897	4,024
August	5,265	6,278
September	6,109	7,045
October	7,199	
November	8,701	
December	9,354	
January	10,904	
February	12,255	
March	14,311	
April	14,979	
May	14,979	
June	14,998	

### QUALITY

	Quantity	Base Number	Contract	AT	Region	England
% of FP17s for the same patient ID Re-attending within 3 months - Children	34	737	4.6%	9.9%	11.3%	11.5%
% of FP17s for the same patient ID Re-attending within 3 months - Adults	294	2,407	12.2%	14.4%	14.7%	15.4%
% of FP17s for the same patient ID Re-attending between 3 & 9 months - Children	377	737	51.2%	53.5%	60.8%	59.7%
% of FP17s for the same patient ID Re-attending between 3 & 9 months - Adults	1,187	2,407	49.3%	48.5%	52.8%	51.7%
% of FP17s for Band 1 Urgent Courses	108	2,901	3.7%	8.3%	8.2%	9.2%
% of FP17s Relating to Free Repair or Replacements	22	2,901	0.8%	0.7%	0.7%	0.7%
% of FP17s Relating to Continuations	15	2,901	0.5%	0.7%	0.8%	0.8%
% of Patients satisfied with the dentistry they have received	1	1	N/A	92.9%	93.2%	93.5%
% of Patients satisfied with the time they had to wait for an appointment	1	1	N/A	91.6%	88.5%	87.4%

\* This is based on patients treated on this contract for their most recent course of treatment. Figures in italics indicate the base number of FP17s or Patient Questionnaire responses are less than 100. N/A is shown where the base number of responses is less than 10 during the period. % is calculated as Quantity/Base number\*100

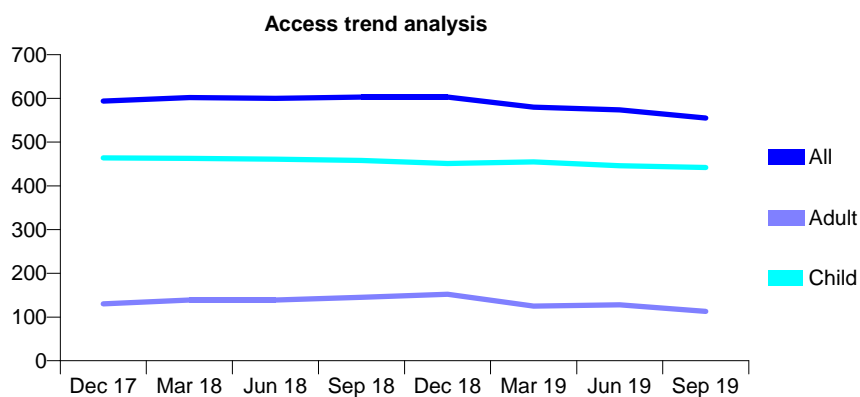
## Q54 - Vital Signs At a Glance Contract Report for 122068/0001 - September 2019

Name or company name	Jandu, Bhambra and Payne
Contract type name	GDS Contract
Purpose of contract	General and Orthodontic
Contract start date	01/04/2014
Contract end date	

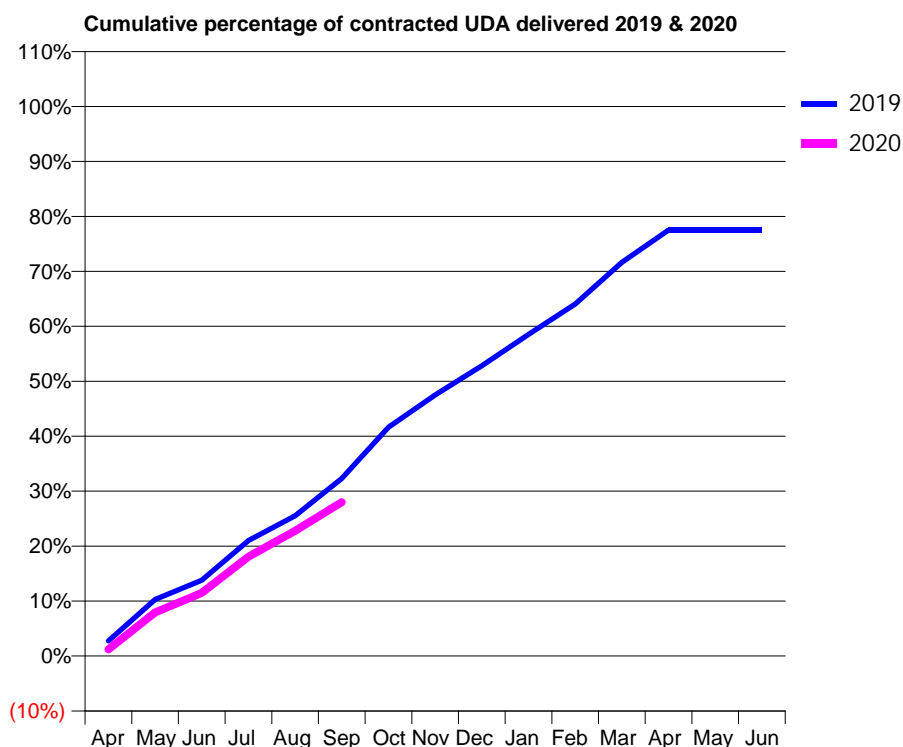
19/20 Contracted general activity (UDA)	1,413
Carry forward general activity (UDA)	0
19/20 Contracted orthodontic activity (UOA)	534
Carry forward orthodontic activity (UOA)	9
Baseline contract value	£72,917.90

### ACCESS\*

Patients seen in 24 months	Total	Change since previous quarter
Quarter ending September 2018	603	
Quarter ending December 2018	603	→
Quarter ending March 2019	580	↓
Quarter ending June 2019	574	↓
Quarter ending September 2019	555	↓
<b>Variance since September 2018</b>	<b>(8.0%)</b>	<b>↓</b>



### ACTIVITY



Month	Adjusted Scheduled Activity (UDA)	
	2019	2020
April	39	17
May	145	112
June	195	162
July	297	255
August	361	322
September	456	395
October	588	
November	671	
December	746	
January	827	
February	905	
March	1,012	
April	1,095	
May	1,095	
June	1,095	

### QUALITY

	Quantity	Base Number	Contract	AT	Region	England
% of FP17s for the same patient ID Re-attending within 3 months - Children	52	371	14.0%	9.9%	11.3%	11.5%
% of FP17s for the same patient ID Re-attending within 3 months - Adults	9	34	26.5%	14.4%	14.7%	15.4%
% of FP17s for the same patient ID Re-attending between 3 & 9 months - Children	233	371	62.8%	53.5%	60.8%	59.7%
% of FP17s for the same patient ID Re-attending between 3 & 9 months - Adults	14	34	41.2%	48.5%	52.8%	51.7%
% of FP17s for Band 1 Urgent Courses	7	306	2.3%	8.3%	8.2%	9.2%
% of FP17s Relating to Free Repair or Replacements	0	306	0.0%	0.7%	0.7%	0.7%
% of FP17s Relating to Continuations	12	306	3.9%	0.7%	0.8%	0.8%
% of Patients satisfied with the dentistry they have received	0	0	N/A	92.9%	93.2%	93.5%
% of Patients satisfied with the time they had to wait for an appointment	0	0	N/A	91.6%	88.5%	87.4%

\* This is based on patients treated on this contract for their most recent course of treatment. Figures in italics indicate the base number of FP17s or Patient Questionnaire responses are less than 100. N/A is shown where the base number of responses is less than 10 during the period. % is calculated as Quantity/Base number\*100

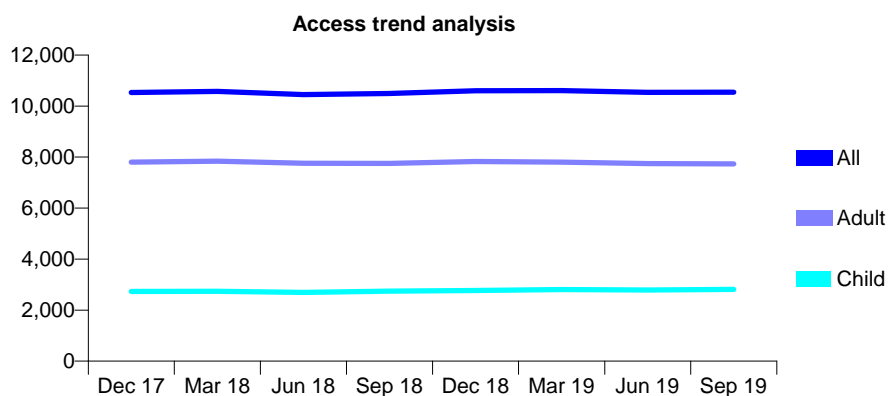
## Q54 - Vital Signs At a Glance Contract Report for 122084/0001 - September 2019

Name or company name	Antrim House Dental Practice
Contract type name	GDS Contract
Purpose of contract	General
Contract start date	01/08/2012
Contract end date	

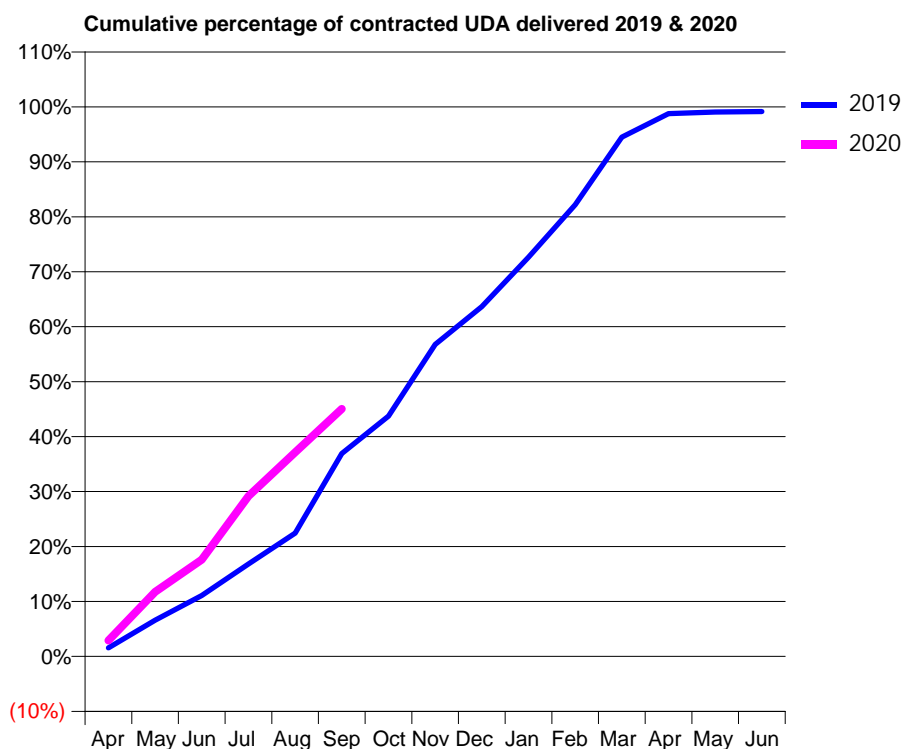
19/20 Contracted general activity (UDA)	36,131
Carry forward general activity (UDA)	308
19/20 Contracted orthodontic activity (UOA)	0
Carry forward orthodontic activity (UOA)	0
Baseline contract value	£966,171.78

### ACCESS\*

Patients seen in 24 months	Total	Change since previous quarter
Quarter ending September 2018	10,498	
Quarter ending December 2018	10,603	→
Quarter ending March 2019	10,609	→
Quarter ending June 2019	10,538	→
Quarter ending September 2019	10,545	→
<b>Variance since September 2018</b>	<b>0.4%</b>	<b>→</b>



### ACTIVITY



Month	2019	2020
April	562	1,047
May	2,377	4,251
June	4,003	6,360
July	6,085	10,542
August	8,108	13,415
September	13,337	16,271
October	15,797	
November	20,513	
December	22,994	
January	26,245	
February	29,698	
March	34,140	
April	35,685	
May	35,789	
June	35,822	

### QUALITY

	Quantity	Base Number	Contract	AT	Region	England
% of FP17s for the same patient ID Re-attending within 3 months - Children	176	2,066	8.5%	9.9%	11.3%	11.5%
% of FP17s for the same patient ID Re-attending within 3 months - Adults	834	5,456	15.3%	14.4%	14.7%	15.4%
% of FP17s for the same patient ID Re-attending between 3 & 9 months - Children	1,236	2,066	59.8%	53.5%	60.8%	59.7%
% of FP17s for the same patient ID Re-attending between 3 & 9 months - Adults	3,071	5,456	56.3%	48.5%	52.8%	51.7%
% of FP17s for Band 1 Urgent Courses	730	6,999	10.4%	8.3%	8.2%	9.2%
% of FP17s Relating to Free Repair or Replacements	52	6,999	0.7%	0.7%	0.7%	0.7%
% of FP17s Relating to Continuations	24	6,999	0.3%	0.7%	0.8%	0.8%
% of Patients satisfied with the dentistry they have received	1	1	N/A	92.9%	93.2%	93.5%
% of Patients satisfied with the time they had to wait for an appointment	1	1	N/A	91.6%	88.5%	87.4%

\* This is based on patients treated on this contract for their most recent course of treatment. Figures in italics indicate the base number of FP17s or Patient Questionnaire responses are less than 100. N/A is shown where the base number of responses is less than 10 during the period. % is calculated as Quantity/Base number\*100

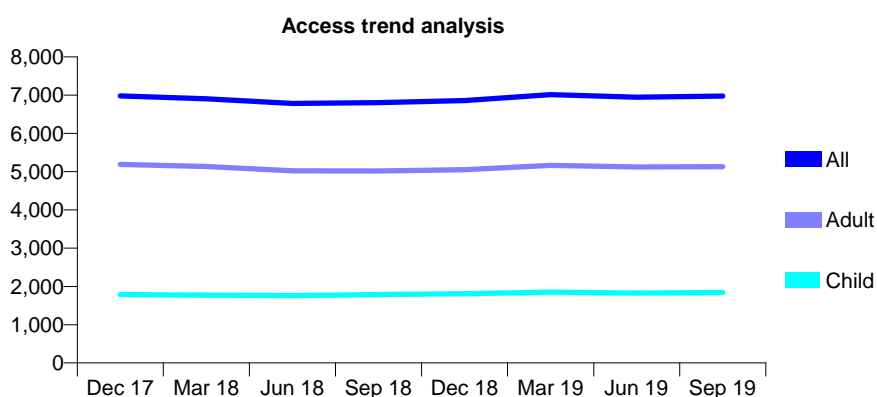
## Q54 - Vital Signs At a Glance Contract Report for 122769/0001 - September 2019

Name or company name	Rees Dental Practice
Contract type name	GDS Contract
Purpose of contract	General
Contract start date	01/12/2010
Contract end date	

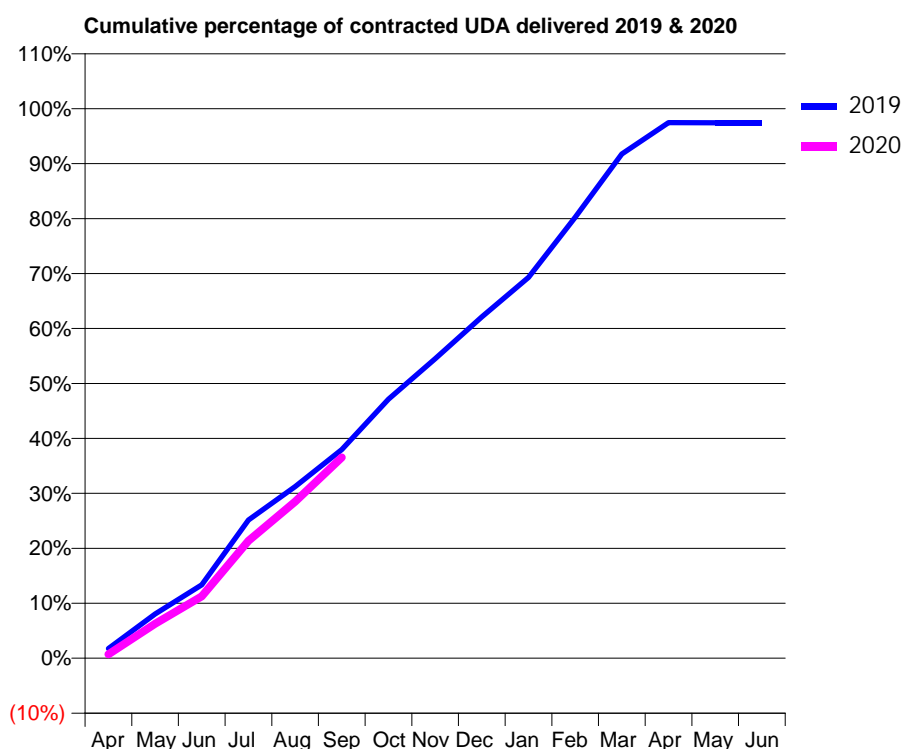
19/20 Contracted general activity (UDA)	22,098
Carry forward general activity (UDA)	568
19/20 Contracted orthodontic activity (UOA)	0
Carry forward orthodontic activity (UOA)	0
Baseline contract value	£579,678.47

### ACCESS\*

Patients seen in 24 months	Total	Change since previous quarter
Quarter ending September 2018	6,804	
Quarter ending December 2018	6,860	→
Quarter ending March 2019	7,011	↑
Quarter ending June 2019	6,947	→
Quarter ending September 2019	6,972	→
<b>Variance since September 2018</b>	<b>2.5%</b>	<b>↑</b>



### ACTIVITY



Month	2019	2020
April	389	159
May	1,783	1,386
June	2,954	2,484
July	5,557	4,719
August	6,903	6,297
September	8,388	8,073
October	10,415	
November	12,040	
December	13,727	
January	15,311	
February	17,732	
March	20,273	
April	21,531	
May	21,530	
June	21,529	

### QUALITY

	Quantity	Base Number	Contract	AT	Region	England
% of FP17s for the same patient ID Re-attending within 3 months - Children	67	1,130	5.9%	9.9%	11.3%	11.5%
% of FP17s for the same patient ID Re-attending within 3 months - Adults	303	2,997	10.1%	14.4%	14.7%	15.4%
% of FP17s for the same patient ID Re-attending between 3 & 9 months - Children	595	1,130	52.7%	53.5%	60.8%	59.7%
% of FP17s for the same patient ID Re-attending between 3 & 9 months - Adults	1,563	2,997	52.2%	48.5%	52.8%	51.7%
% of FP17s for Band 1 Urgent Courses	132	3,692	3.6%	8.3%	8.2%	9.2%
% of FP17s Relating to Free Repair or Replacements	34	3,692	0.9%	0.7%	0.7%	0.7%
% of FP17s Relating to Continuations	53	3,692	1.4%	0.7%	0.8%	0.8%
% of Patients satisfied with the dentistry they have received	1	1	N/A	92.9%	93.2%	93.5%
% of Patients satisfied with the time they had to wait for an appointment	1	1	N/A	91.6%	88.5%	87.4%

\* This is based on patients treated on this contract for their most recent course of treatment. Figures in italics indicate the base number of FP17s or Patient Questionnaire responses are less than 100. N/A is shown where the base number of responses is less than 10 during the period. % is calculated as Quantity/Base number\*100

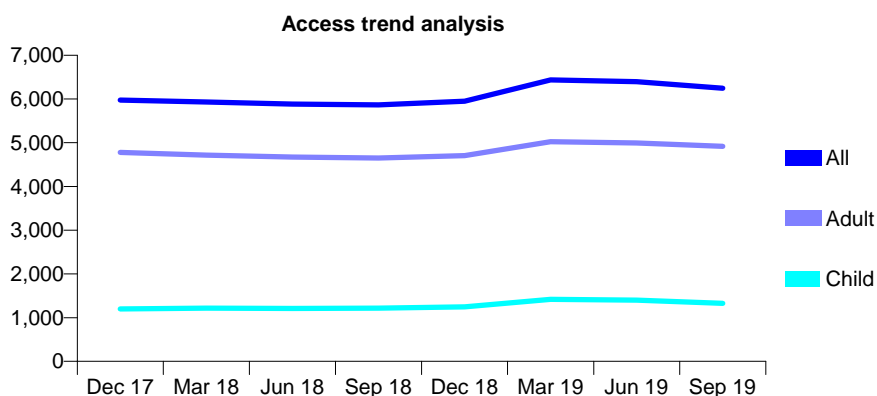
## Q54 - Vital Signs At a Glance Contract Report for 125008/0001 - September 2019

Name or company name	Briars Dental Practice
Contract type name	GDS Contract
Purpose of contract	General and Orthodontic
Contract start date	01/04/2006
Contract end date	

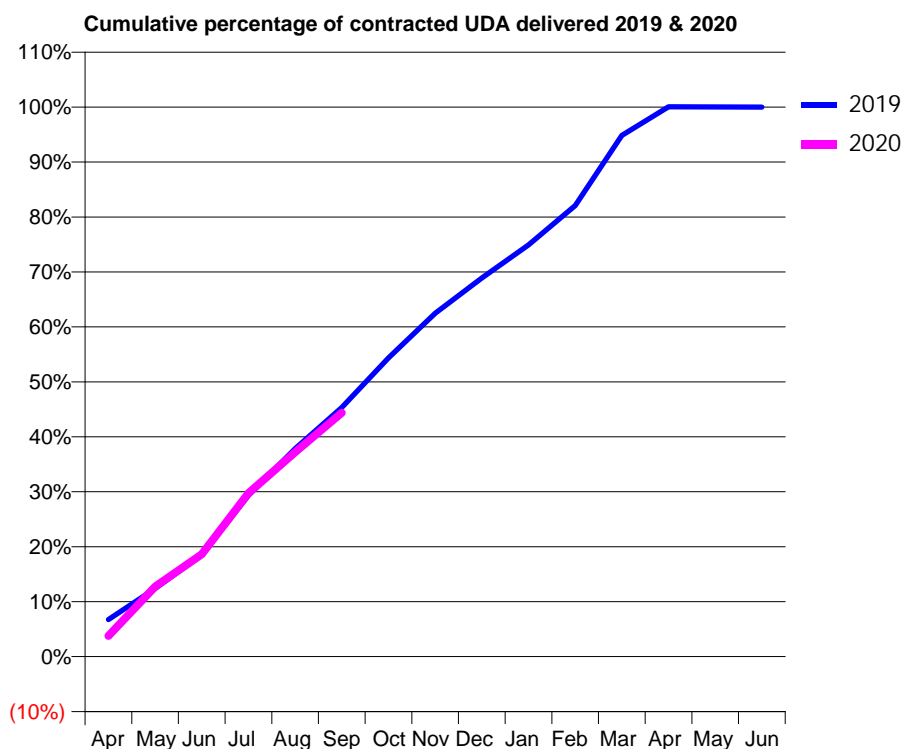
19/20 Contracted general activity (UDA)	18,492
Carry forward general activity (UDA)	1
19/20 Contracted orthodontic activity (UOA)	1,763
Carry forward orthodontic activity (UOA)	22
Baseline contract value	£574,154.25

### ACCESS\*

Patients seen in 24 months	Total	Change since previous quarter
Quarter ending September 2018	5,866	
Quarter ending December 2018	5,949	→
Quarter ending March 2019	6,438	↑
Quarter ending June 2019	6,394	→
Quarter ending September 2019	6,245	↓
<b>Variance since September 2018</b>	<b>6.5%</b>	<b>↑</b>



### ACTIVITY



Month	Adjusted Scheduled Activity (UDA)	
	2019	2020
April	1,249	699
May	2,289	2,360
June	3,433	3,446
July	5,427	5,503
August	6,999	6,882
September	8,384	8,207
October	10,053	
November	11,554	
December	12,738	
January	13,857	
February	15,181	
March	17,533	
April	18,498	
May	18,494	
June	18,490	

### QUALITY

	Quantity	Base Number	Contract	AT	Region	England
% of FP17s for the same patient ID Re-attending within 3 months - Children	53	1,007	5.3%	9.9%	11.3%	11.5%
% of FP17s for the same patient ID Re-attending within 3 months - Adults	352	3,455	10.2%	14.4%	14.7%	15.4%
% of FP17s for the same patient ID Re-attending between 3 & 9 months - Children	465	1,007	46.2%	53.5%	60.8%	59.7%
% of FP17s for the same patient ID Re-attending between 3 & 9 months - Adults	1,777	3,455	51.4%	48.5%	52.8%	51.7%
% of FP17s for Band 1 Urgent Courses	155	3,882	4.0%	8.3%	8.2%	9.2%
% of FP17s Relating to Free Repair or Replacements	62	3,882	1.6%	0.7%	0.7%	0.7%
% of FP17s Relating to Continuations	33	3,882	0.9%	0.7%	0.8%	0.8%
% of Patients satisfied with the dentistry they have received	4	4	N/A	92.9%	93.2%	93.5%
% of Patients satisfied with the time they had to wait for an appointment	4	4	N/A	91.6%	88.5%	87.4%

\* This is based on patients treated on this contract for their most recent course of treatment. Figures in italics indicate the base number of FP17s or Patient Questionnaire responses are less than 100. N/A is shown where the base number of responses is less than 10 during the period. % is calculated as Quantity/Base number\*100

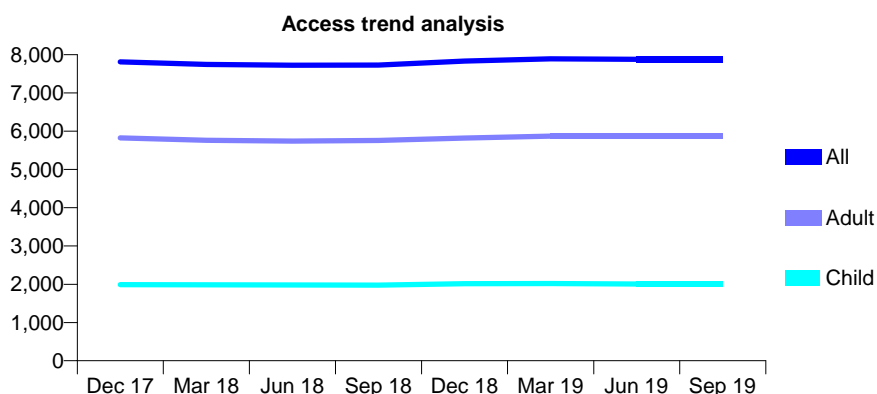
## Q54 - Vital Signs At a Glance Contract Report for 126543/0001 - September 2019

Name or company name	Amblecote Dental Care
Contract type name	Pilot Contract
Purpose of contract	General and Orthodontic
Contract start date	01/10/2014
Contract end date	

19/20 Contracted general activity (UDA)	21,139
Carry forward general activity (UDA)	0
19/20 Contracted orthodontic activity (UOA)	1,699
Carry forward orthodontic activity (UOA)	0
Baseline contract value	£803,558.34

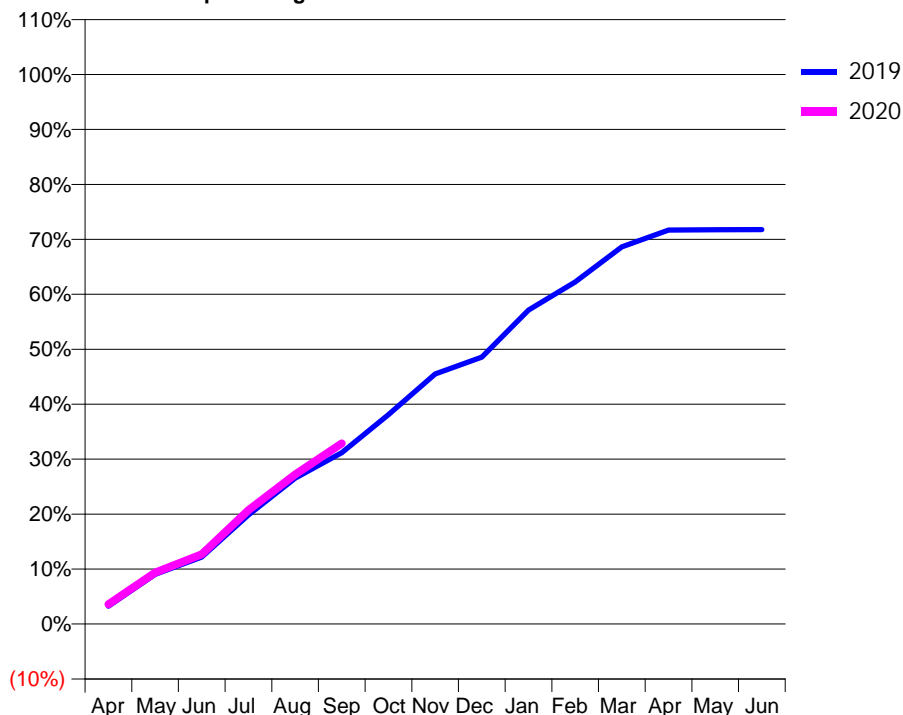
### ACCESS\*

Patients seen in 24 months	Total	Change since previous quarter
Quarter ending September 2018	7,729	
Quarter ending December 2018	7,833	→
Quarter ending March 2019	7,890	→
Quarter ending June 2019	7,878	→
Quarter ending September 2019	7,879	→
<b>Variance since September 2018</b>	<b>1.9%</b>	<b>→</b>



### ACTIVITY

Cumulative percentage of contracted UDA delivered 2019 & 2020



Adjusted Scheduled Activity (UDA)

Month	2019	2020
April	682	763
May	1,909	1,977
June	2,576	2,680
July	4,192	4,381
August	5,613	5,753
September	6,587	6,946
October	8,054	
November	9,623	
December	10,268	
January	12,078	
February	13,162	
March	14,506	
April	15,153	
May	15,167	
June	15,170	

### QUALITY

	Quantity	Base Number	Contract	AT	Region	England
% of FP17s for the same patient ID Re-attending within 3 months - Children	69	1,623	4.3%	9.9%	11.3%	11.5%
% of FP17s for the same patient ID Re-attending within 3 months - Adults	210	3,044	6.9%	14.4%	14.7%	15.4%
% of FP17s for the same patient ID Re-attending between 3 & 9 months - Children	924	1,623	56.9%	53.5%	60.8%	59.7%
% of FP17s for the same patient ID Re-attending between 3 & 9 months - Adults	955	3,044	31.4%	48.5%	52.8%	51.7%
% of FP17s for Band 1 Urgent Courses	32	4,177	0.8%	8.3%	8.2%	9.2%
% of FP17s Relating to Free Repair or Replacements	21	4,177	0.5%	0.7%	0.7%	0.7%
% of FP17s Relating to Continuations	21	4,177	0.5%	0.7%	0.8%	0.8%
% of Patients satisfied with the dentistry they have received	1	1	N/A	92.9%	93.2%	93.5%
% of Patients satisfied with the time they had to wait for an appointment	1	1	N/A	91.6%	88.5%	87.4%

\* This is based on patients treated on this contract for their most recent course of treatment.

Figures in italics indicate the base number of FP17s or Patient Questionnaire responses are less than 100. N/A is shown where the base number of responses is less than 10 during the period. % is calculated as Quantity/Base number\*100



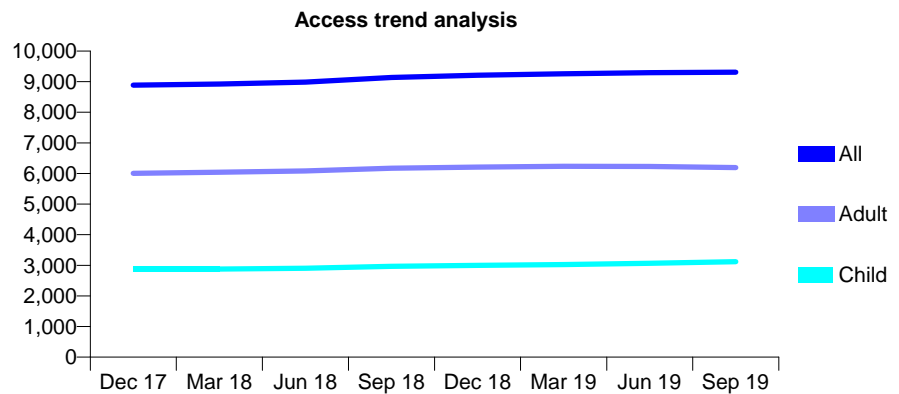
## Q54 - Vital Signs At a Glance Contract Report for 127930/0001 - September 2019

Name or company name	Dr R Patel & Dr D Patel & Dr P S Dogra
Contract type name	GDS Contract
Purpose of contract	General
Contract start date	02/07/2010
Contract end date	

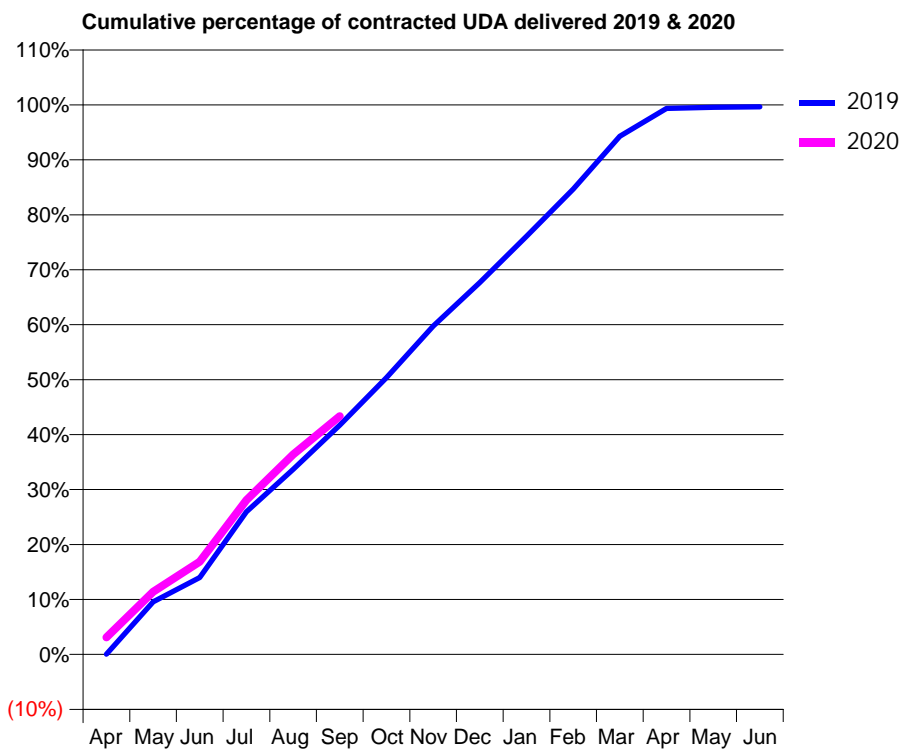
19/20 Contracted general activity (UDA)	23,248
Carry forward general activity (UDA)	82
19/20 Contracted orthodontic activity (UOA)	0
Carry forward orthodontic activity (UOA)	0
Baseline contract value	£646,888.30

### ACCESS\*

Patients seen in 24 months	Total	Change since previous quarter
Quarter ending September 2018	9,139	
Quarter ending December 2018	9,210	→
Quarter ending March 2019	9,257	→
Quarter ending June 2019	9,292	→
Quarter ending September 2019	9,310	→
<b>Variance since September 2018</b>	<b>1.9%</b>	<b>→</b>



### ACTIVITY



Month	Adjusted Scheduled Activity (UDA)	
	2019	2020
April	14	722
May	2,227	2,651
June	3,254	3,924
July	6,041	6,531
August	7,830	8,458
September	9,698	10,081
October	11,711	
November	13,885	
December	15,730	
January	17,688	
February	19,685	
March	21,919	
April	23,102	
May	23,143	
June	23,166	

### QUALITY

	Quantity	Base Number	Contract	AT	Region	England
% of FP17s for the same patient ID Re-attending within 3 months - Children	95	2,071	4.6%	9.9%	11.3%	11.5%
% of FP17s for the same patient ID Re-attending within 3 months - Adults	405	3,577	11.3%	14.4%	14.7%	15.4%
% of FP17s for the same patient ID Re-attending between 3 & 9 months - Children	1,069	2,071	51.6%	53.5%	60.8%	59.7%
% of FP17s for the same patient ID Re-attending between 3 & 9 months - Adults	1,799	3,577	50.3%	48.5%	52.8%	51.7%
% of FP17s for Band 1 Urgent Courses	458	5,152	8.9%	8.3%	8.2%	9.2%
% of FP17s Relating to Free Repair or Replacements	12	5,152	0.2%	0.7%	0.7%	0.7%
% of FP17s Relating to Continuations	13	5,152	0.3%	0.7%	0.8%	0.8%
% of Patients satisfied with the dentistry they have received	1	1	N/A	92.9%	93.2%	93.5%
% of Patients satisfied with the time they had to wait for an appointment	1	1	N/A	91.6%	88.5%	87.4%

\* This is based on patients treated on this contract for their most recent course of treatment. Figures in italics indicate the base number of FP17s or Patient Questionnaire responses are less than 100. N/A is shown where the base number of responses is less than 10 during the period. % is calculated as Quantity/Base number\*100

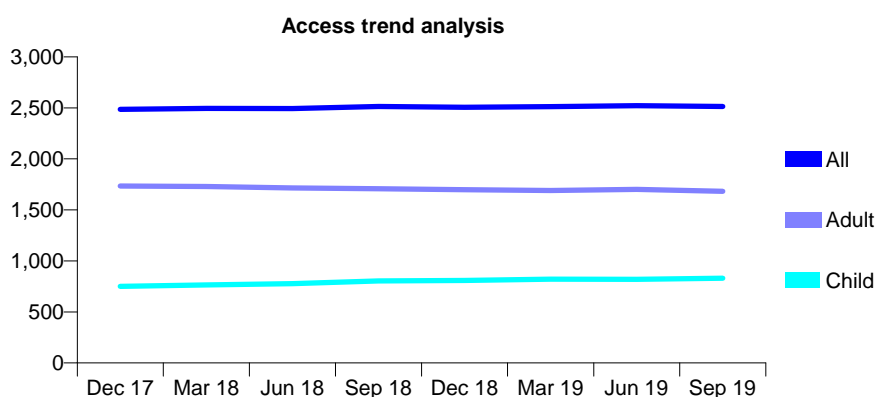
## Q54 - Vital Signs At a Glance Contract Report for 129321/0001 - September 2019

Name or company name	Smile By Smile Dental
Contract type name	GDS Contract
Purpose of contract	General and Orthodontic
Contract start date	01/08/2011
Contract end date	

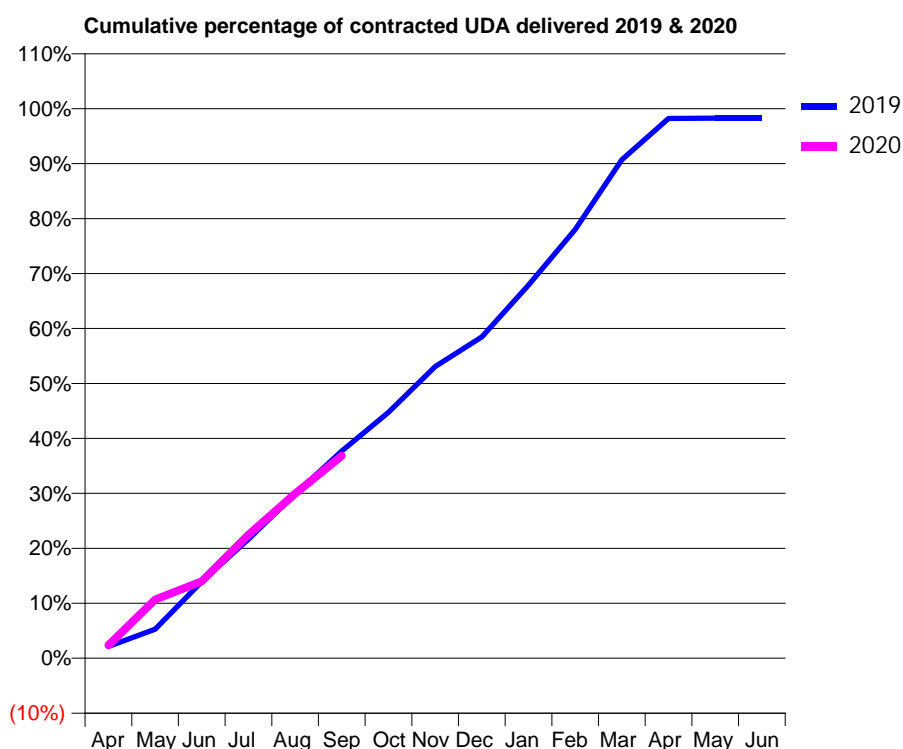
19/20 Contracted general activity (UDA)	8,806
Carry forward general activity (UDA)	152
19/20 Contracted orthodontic activity (UOA)	227
Carry forward orthodontic activity (UOA)	-1
Baseline contract value	£222,007.60

### ACCESS\*

Patients seen in 24 months	Total	Change since previous quarter
Quarter ending September 2018	2,513	
Quarter ending December 2018	2,507	→
Quarter ending March 2019	2,512	→
Quarter ending June 2019	2,521	→
Quarter ending September 2019	2,514	→
<b>Variance since September 2018</b>	<b>0.0%</b>	<b>→</b>



### ACTIVITY



Month	2019	2020
April	188	211
May	467	942
June	1,228	1,233
July	1,906	1,980
August	2,634	2,637
September	3,320	3,242
October	3,940	
November	4,675	
December	5,149	
January	5,980	
February	6,872	
March	7,987	
April	8,649	
May	8,654	
June	8,654	

### QUALITY

	Quantity	Base Number	Contract	AT	Region	England
% of FP17s for the same patient ID Re-attending within 3 months - Children	87	778	11.2%	9.9%	11.3%	11.5%
% of FP17s for the same patient ID Re-attending within 3 months - Adults	161	1,439	11.2%	14.4%	14.7%	15.4%
% of FP17s for the same patient ID Re-attending between 3 & 9 months - Children	542	778	69.7%	53.5%	60.8%	59.7%
% of FP17s for the same patient ID Re-attending between 3 & 9 months - Adults	1,048	1,439	72.8%	48.5%	52.8%	51.7%
% of FP17s for Band 1 Urgent Courses	86	2,013	4.3%	8.3%	8.2%	9.2%
% of FP17s Relating to Free Repair or Replacements	1	2,013	0.0%	0.7%	0.7%	0.7%
% of FP17s Relating to Continuations	0	2,013	0.0%	0.7%	0.8%	0.8%
% of Patients satisfied with the dentistry they have received	1	1	N/A	92.9%	93.2%	93.5%
% of Patients satisfied with the time they had to wait for an appointment	1	1	N/A	91.6%	88.5%	87.4%

\* This is based on patients treated on this contract for their most recent course of treatment.

Figures in italics indicate the base number of FP17s or Patient Questionnaire responses are less than 100. N/A is shown where the base number of responses is less than 10 during the period. % is calculated as Quantity/Base number\*100

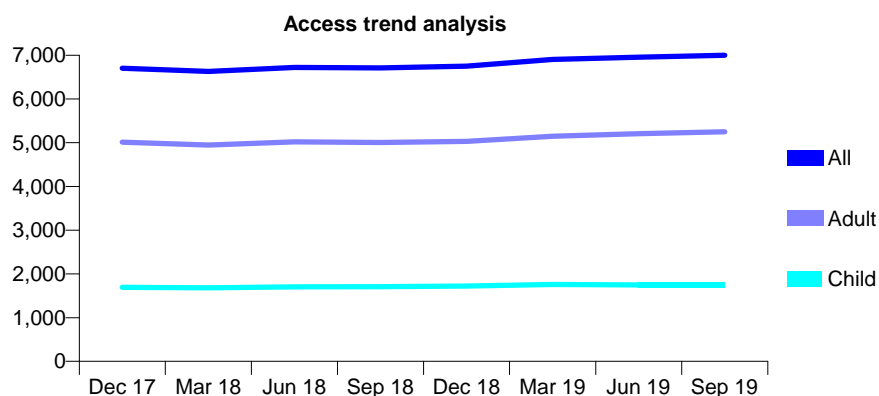
## Q54 - Vital Signs At a Glance Contract Report for 130257/0001 - September 2019

Name or company name	Knowle & Dorrige Dental Practice
Contract type name	GDS Contract
Purpose of contract	General
Contract start date	01/04/2015
Contract end date	

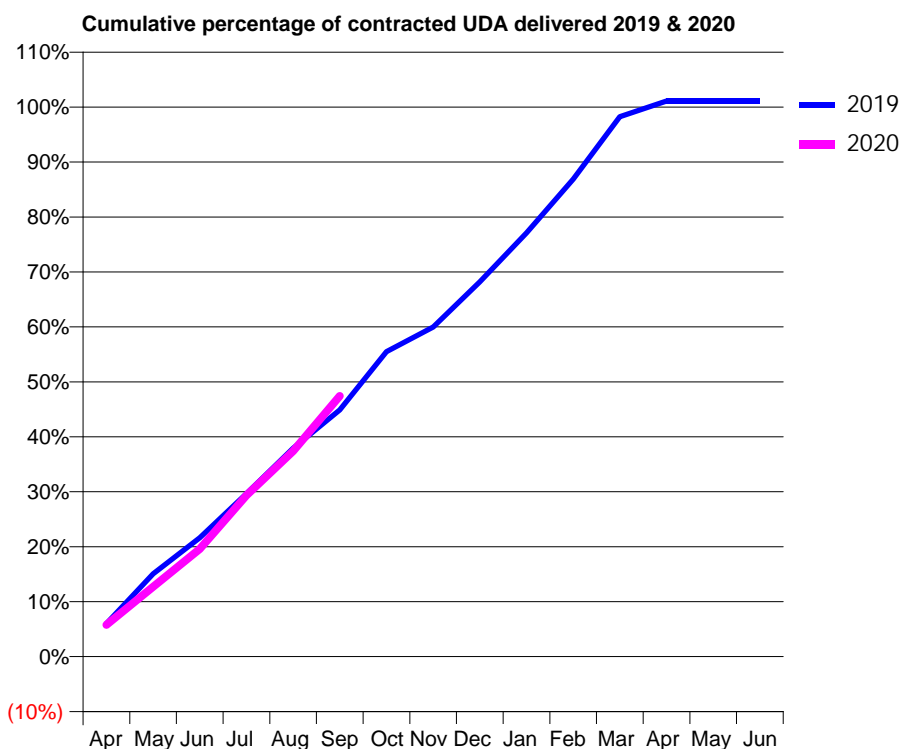
19/20 Contracted general activity (UDA)	14,442
Carry forward general activity (UDA)	-156
19/20 Contracted orthodontic activity (UOA)	0
Carry forward orthodontic activity (UOA)	0
Baseline contract value	£361,793.45

### ACCESS\*

Patients seen in 24 months	Total	Change since previous quarter
Quarter ending September 2018	6,712	
Quarter ending December 2018	6,752	→
Quarter ending March 2019	6,904	↑
Quarter ending June 2019	6,955	→
Quarter ending September 2019	6,998	→
<b>Variance since September 2018</b>	<b>4.3%</b>	<b>↑</b>



### ACTIVITY



Month	Adjusted Scheduled Activity (UDA)	
	2019	2020
April	868	836
May	2,177	1,834
June	3,124	2,831
July	4,284	4,238
August	5,481	5,401
September	6,481	6,851
October	8,014	
November	8,660	
December	9,845	
January	11,137	
February	12,549	
March	14,187	
April	14,603	
May	14,602	
June	14,599	

### QUALITY

	Quantity	Base Number	Contract	AT	Region	England
% of FP17s for the same patient ID Re-attending within 3 months - Children	81	1,235	6.6%	9.9%	11.3%	11.5%
% of FP17s for the same patient ID Re-attending within 3 months - Adults	465	3,341	13.9%	14.4%	14.7%	15.4%
% of FP17s for the same patient ID Re-attending between 3 & 9 months - Children	758	1,235	61.4%	53.5%	60.8%	59.7%
% of FP17s for the same patient ID Re-attending between 3 & 9 months - Adults	1,651	3,341	49.4%	48.5%	52.8%	51.7%
% of FP17s for Band 1 Urgent Courses	355	4,019	8.8%	8.3%	8.2%	9.2%
% of FP17s Relating to Free Repair or Replacements	17	4,019	0.4%	0.7%	0.7%	0.7%
% of FP17s Relating to Continuations	17	4,019	0.4%	0.7%	0.8%	0.8%
% of Patients satisfied with the dentistry they have received	1	1	N/A	92.9%	93.2%	93.5%
% of Patients satisfied with the time they had to wait for an appointment	1	1	N/A	91.6%	88.5%	87.4%

\* This is based on patients treated on this contract for their most recent course of treatment. Figures in italics indicate the base number of FP17s or Patient Questionnaire responses are less than 100. N/A is shown where the base number of responses is less than 10 during the period. % is calculated as Quantity/Base number\*100

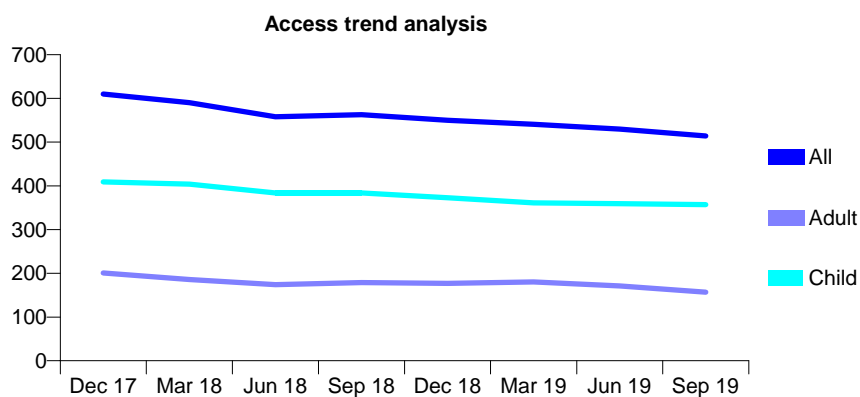
## Q54 - Vital Signs At a Glance Contract Report for 130842/0001 - September 2019

Name or company name	Mr P H McCullough & Mrs S J McCullough
Contract type name	GDS Contract
Purpose of contract	General
Contract start date	01/04/2006
Contract end date	

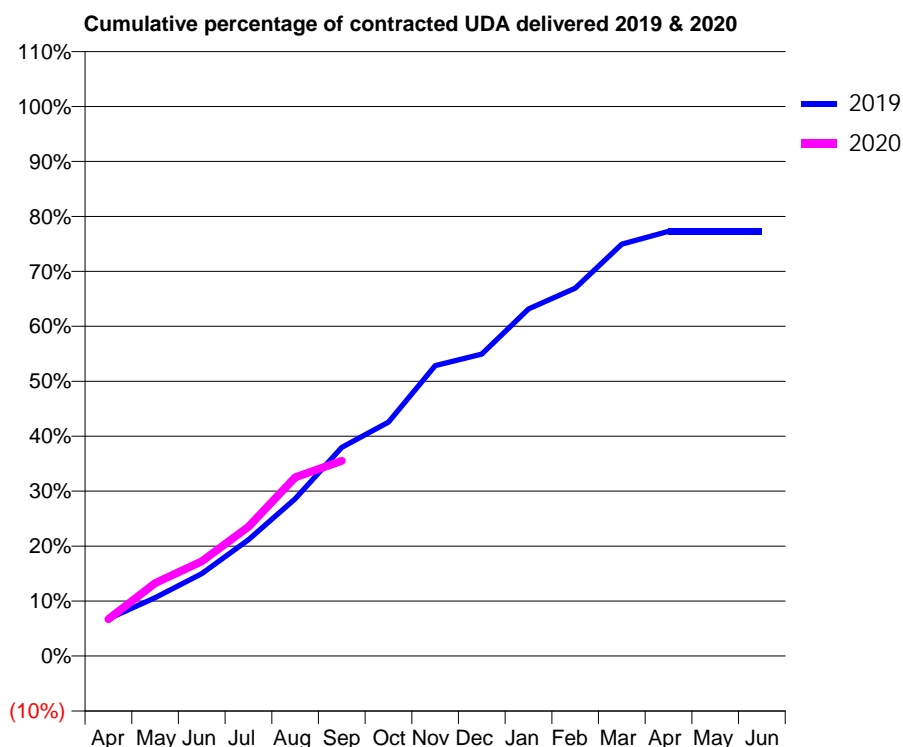
19/20 Contracted general activity (UDA)	1,290
Carry forward general activity (UDA)	0
19/20 Contracted orthodontic activity (UOA)	0
Carry forward orthodontic activity (UOA)	0
Baseline contract value	£37,308.27

### ACCESS\*

Patients seen in 24 months	Total	Change since previous quarter
Quarter ending September 2018	563	
Quarter ending December 2018	550	↓
Quarter ending March 2019	541	↓
Quarter ending June 2019	530	↓
Quarter ending September 2019	514	↓
<b>Variance since September 2018</b>	<b>(8.7%)</b>	<b>↓</b>



### ACTIVITY



Month	Adjusted Scheduled Activity (UDA)	
	2019	2020
April	88	87
May	137	171
June	193	222
July	273	303
August	369	420
September	490	458
October	549	
November	682	
December	709	
January	815	
February	863	
March	967	
April	997	
May	997	
June	997	

### QUALITY

	Quantity	Base Number	Contract	AT	Region	England
% of FP17s for the same patient ID Re-attending within 3 months - Children	21	269	7.8%	9.9%	11.3%	11.5%
% of FP17s for the same patient ID Re-attending within 3 months - Adults	3	72	4.2%	14.4%	14.7%	15.4%
% of FP17s for the same patient ID Re-attending between 3 & 9 months - Children	164	269	61.0%	53.5%	60.8%	59.7%
% of FP17s for the same patient ID Re-attending between 3 & 9 months - Adults	41	72	56.9%	48.5%	52.8%	51.7%
% of FP17s for Band 1 Urgent Courses	16	319	5.0%	8.3%	8.2%	9.2%
% of FP17s Relating to Free Repair or Replacements	0	319	0.0%	0.7%	0.7%	0.7%
% of FP17s Relating to Continuations	4	319	1.3%	0.7%	0.8%	0.8%
% of Patients satisfied with the dentistry they have received	0	0	N/A	92.9%	93.2%	93.5%
% of Patients satisfied with the time they had to wait for an appointment	0	0	N/A	91.6%	88.5%	87.4%

\* This is based on patients treated on this contract for their most recent course of treatment. Figures in italics indicate the base number of FP17s or Patient Questionnaire responses are less than 100. N/A is shown where the base number of responses is less than 10 during the period. % is calculated as Quantity/Base number\*100

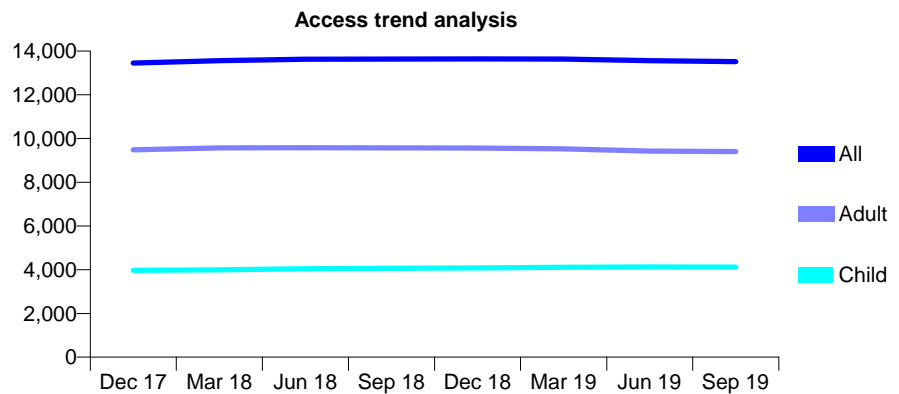
## Q54 - Vital Signs At a Glance Contract Report for 131342/0001 - September 2019

Name or company name	Camila Pema Dhaya & Jatinder Kaur
Contract type name	GDS Contract
Purpose of contract	General and Orthodontic
Contract start date	01/04/2010
Contract end date	

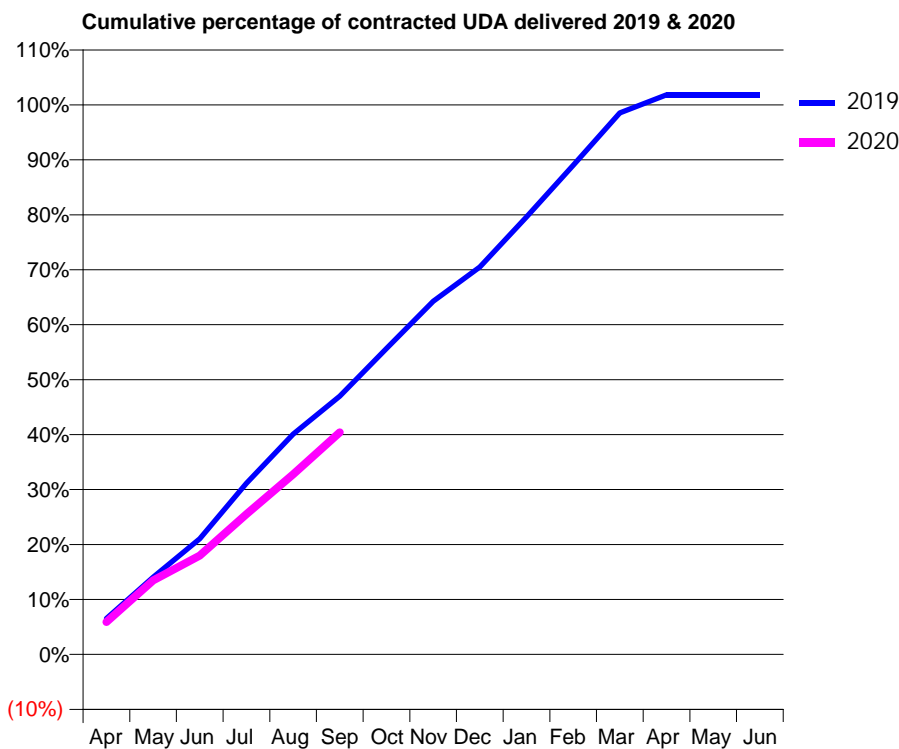
19/20 Contracted general activity (UDA)	44,254
Carry forward general activity (UDA)	-801
19/20 Contracted orthodontic activity (UOA)	1,091
Carry forward orthodontic activity (UOA)	14
Baseline contract value	£1,360,739.66

### ACCESS\*

Patients seen in 24 months	Total	Change since previous quarter
Quarter ending September 2018	13,634	
Quarter ending December 2018	13,641	→
Quarter ending March 2019	13,633	→
Quarter ending June 2019	13,558	→
Quarter ending September 2019	13,518	→
<b>Variance since September 2018</b>	<b>(0.9%)</b>	→



### ACTIVITY



Month	2019	2020
April	2,893	2,619
May	6,225	5,961
June	9,317	7,967
July	13,788	11,295
August	17,742	14,508
September	20,794	17,891
October	24,628	
November	28,439	
December	31,190	
January	35,226	
February	39,380	
March	43,608	
April	45,060	
May	45,057	
June	45,056	

### QUALITY

	Quantity	Base Number	Contract	AT	Region	England
% of FP17s for the same patient ID Re-attending within 3 months - Children	369	2,941	12.5%	9.9%	11.3%	11.5%
% of FP17s for the same patient ID Re-attending within 3 months - Adults	1,065	6,091	17.5%	14.4%	14.7%	15.4%
% of FP17s for the same patient ID Re-attending between 3 & 9 months - Children	1,595	2,941	54.2%	53.5%	60.8%	59.7%
% of FP17s for the same patient ID Re-attending between 3 & 9 months - Adults	3,190	6,091	52.4%	48.5%	52.8%	51.7%
% of FP17s for Band 1 Urgent Courses	516	7,600	6.8%	8.3%	8.2%	9.2%
% of FP17s Relating to Free Repair or Replacements	114	7,600	1.5%	0.7%	0.7%	0.7%
% of FP17s Relating to Continuations	50	7,600	0.7%	0.7%	0.8%	0.8%
% of Patients satisfied with the dentistry they have received	3	3	N/A	92.9%	93.2%	93.5%
% of Patients satisfied with the time they had to wait for an appointment	3	3	N/A	91.6%	88.5%	87.4%

\* This is based on patients treated on this contract for their most recent course of treatment. Figures in italics indicate the base number of FP17s or Patient Questionnaire responses are less than 100. N/A is shown where the base number of responses is less than 10 during the period. % is calculated as Quantity/Base number\*100

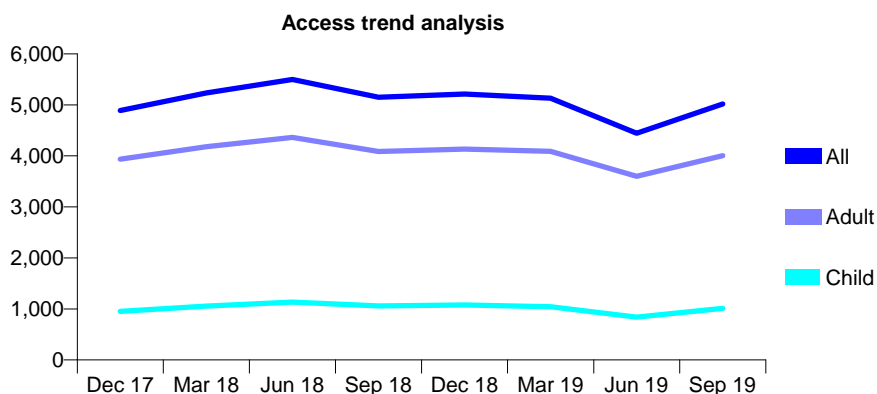
## Q54 - Vital Signs At a Glance Contract Report for 132780/0001 - September 2019

Name or company name	Kingswinford Health Centre 1
Contract type name	GDS Contract
Purpose of contract	General
Contract start date	01/09/2014
Contract end date	

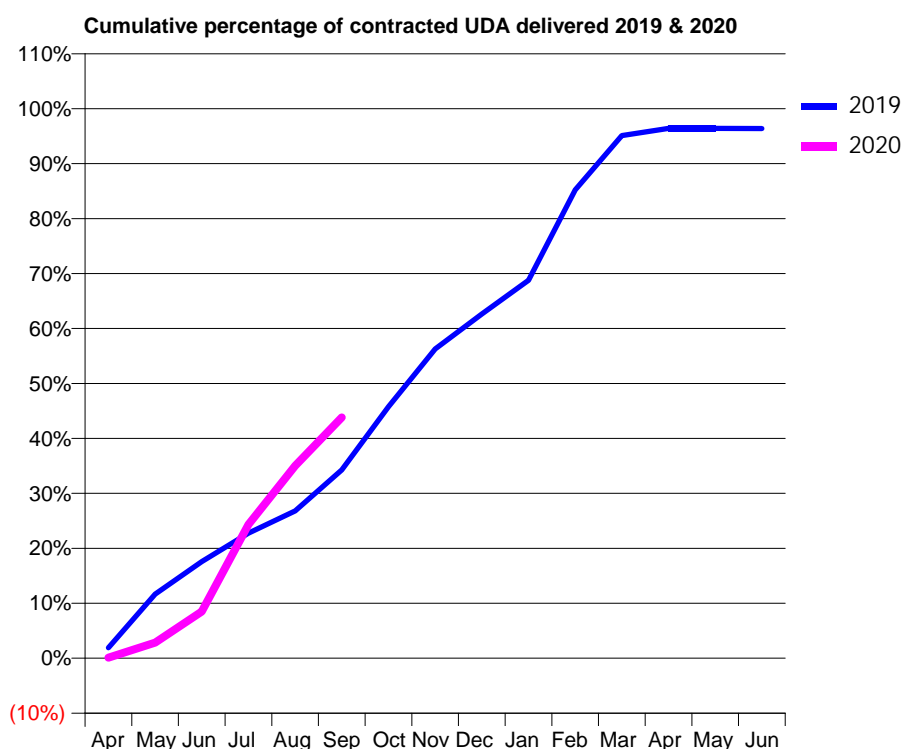
19/20 Contracted general activity (UDA)	14,554
Carry forward general activity (UDA)	528
19/20 Contracted orthodontic activity (UOA)	0
Carry forward orthodontic activity (UOA)	0
Baseline contract value	£359,821.58

### ACCESS\*

Patients seen in 24 months	Total	Change since previous quarter
Quarter ending September 2018	5,149	
Quarter ending December 2018	5,213	→
Quarter ending March 2019	5,132	↓
Quarter ending June 2019	4,442	↓
Quarter ending September 2019	5,018	↑
<b>Variance since September 2018</b>	<b>(2.5%)</b>	<b>↓</b>



### ACTIVITY



Month	2019	2020
April	279	15
May	1,698	414
June	2,560	1,239
July	3,316	3,542
August	3,901	5,098
September	4,986	6,378
October	6,661	
November	8,193	
December	9,114	
January	10,013	
February	12,404	
March	13,838	
April	14,029	
May	14,030	
June	14,026	

### QUALITY

	Quantity	Base Number	Contract	AT	Region	England
% of FP17s for the same patient ID Re-attending within 3 months - Children	30	713	4.2%	9.9%	11.3%	11.5%
% of FP17s for the same patient ID Re-attending within 3 months - Adults	230	2,469	9.3%	14.4%	14.7%	15.4%
% of FP17s for the same patient ID Re-attending between 3 & 9 months - Children	306	713	42.9%	53.5%	60.8%	59.7%
% of FP17s for the same patient ID Re-attending between 3 & 9 months - Adults	1,177	2,469	47.7%	48.5%	52.8%	51.7%
% of FP17s for Band 1 Urgent Courses	153	3,107	4.9%	8.3%	8.2%	9.2%
% of FP17s Relating to Free Repair or Replacements	8	3,107	0.3%	0.7%	0.7%	0.7%
% of FP17s Relating to Continuations	11	3,107	0.4%	0.7%	0.8%	0.8%
% of Patients satisfied with the dentistry they have received	0	1	N/A	92.9%	93.2%	93.5%
% of Patients satisfied with the time they had to wait for an appointment	1	1	N/A	91.6%	88.5%	87.4%

\* This is based on patients treated on this contract for their most recent course of treatment. Figures in italics indicate the base number of FP17s or Patient Questionnaire responses are less than 100. N/A is shown where the base number of responses is less than 10 during the period. % is calculated as Quantity/Base number\*100

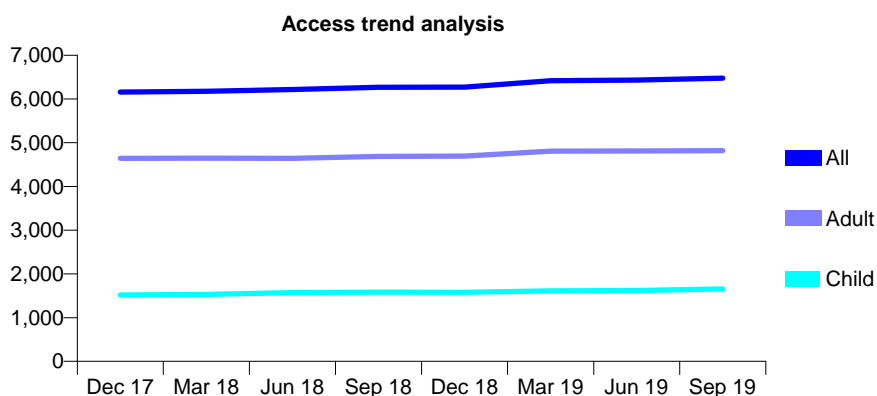
## Q54 - Vital Signs At a Glance Contract Report for 133507/0001 - September 2019

Name or company name	Castle Bromwich Dental Care
Contract type name	GDS Contract
Purpose of contract	General
Contract start date	01/10/2012
Contract end date	

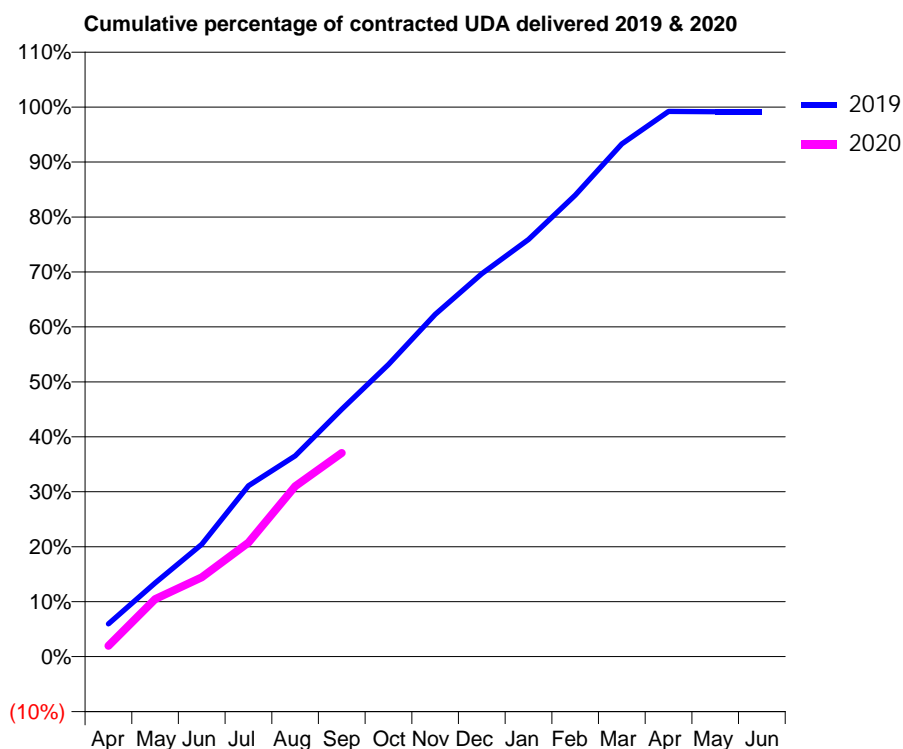
19/20 Contracted general activity (UDA)	17,362
Carry forward general activity (UDA)	150
19/20 Contracted orthodontic activity (UOA)	0
Carry forward orthodontic activity (UOA)	0
Baseline contract value	£430,655.16

### ACCESS\*

Patients seen in 24 months	Total	Change since previous quarter
Quarter ending September 2018	6,266	
Quarter ending December 2018	6,274	→
Quarter ending March 2019	6,419	↑
Quarter ending June 2019	6,433	→
Quarter ending September 2019	6,476	→
<b>Variance since September 2018</b>	<b>3.4%</b>	<b>↑</b>



### ACTIVITY



Month	Adjusted Scheduled Activity (UDA)	
	2019	2020
April	1,034	345
May	2,328	1,817
June	3,548	2,505
July	5,400	3,606
August	6,344	5,381
September	7,813	6,435
October	9,227	
November	10,813	
December	12,099	
January	13,176	
February	14,579	
March	16,199	
April	17,227	
May	17,215	
June	17,212	

### QUALITY

	Quantity	Base Number	Contract	AT	Region	England
% of FP17s for the same patient ID Re-attending within 3 months - Children	87	1,041	8.4%	9.9%	11.3%	11.5%
% of FP17s for the same patient ID Re-attending within 3 months - Adults	407	2,799	14.5%	14.4%	14.7%	15.4%
% of FP17s for the same patient ID Re-attending between 3 & 9 months - Children	533	1,041	51.2%	53.5%	60.8%	59.7%
% of FP17s for the same patient ID Re-attending between 3 & 9 months - Adults	1,377	2,799	49.2%	48.5%	52.8%	51.7%
% of FP17s for Band 1 Urgent Courses	212	3,081	6.9%	8.3%	8.2%	9.2%
% of FP17s Relating to Free Repair or Replacements	26	3,081	0.8%	0.7%	0.7%	0.7%
% of FP17s Relating to Continuations	19	3,081	0.6%	0.7%	0.8%	0.8%
% of Patients satisfied with the dentistry they have received	0	0	N/A	92.9%	93.2%	93.5%
% of Patients satisfied with the time they had to wait for an appointment	0	0	N/A	91.6%	88.5%	87.4%

\* This is based on patients treated on this contract for their most recent course of treatment. Figures in italics indicate the base number of FP17s or Patient Questionnaire responses are less than 100. N/A is shown where the base number of responses is less than 10 during the period. % is calculated as Quantity/Base number\*100

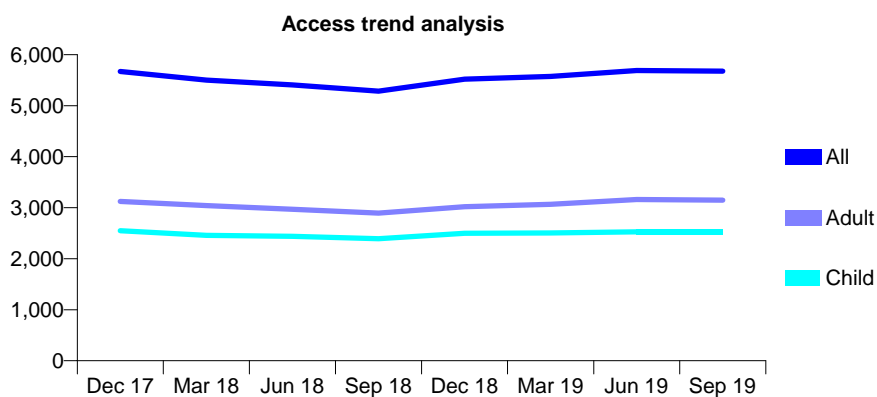
## Q54 - Vital Signs At a Glance Contract Report for 133698/0001 - September 2019

Name or company name	Synergy Dental Practice Limited
Contract type name	PDS Plus Contract
Purpose of contract	General
Contract start date	01/10/2010
Contract end date	31/10/2020

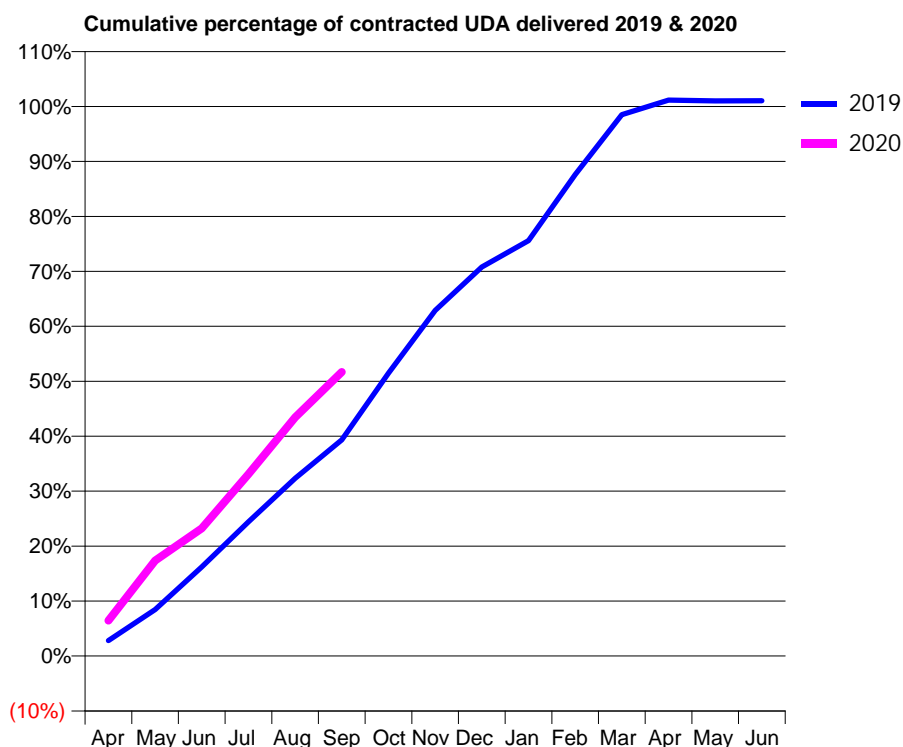
19/20 Contracted general activity (UDA)	12,000
Carry forward general activity (UDA)	-124
19/20 Contracted orthodontic activity (UOA)	0
Carry forward orthodontic activity (UOA)	0
Baseline contract value	£237,644.74

### ACCESS\*

Patients seen in 24 months	Total	Change since previous quarter
Quarter ending September 2018	5,286	
Quarter ending December 2018	5,520	↑
Quarter ending March 2019	5,573	→
Quarter ending June 2019	5,689	↑
Quarter ending September 2019	5,677	→
<b>Variance since September 2018</b>	<b>7.4%</b>	<b>↑</b>



### ACTIVITY



Month	Adjusted Scheduled Activity (UDA)	
	2019	2020
April	336	774
May	1,015	2,086
June	1,943	2,788
July	2,930	3,972
August	3,881	5,211
September	4,720	6,200
October	6,178	
November	7,546	
December	8,493	
January	9,069	
February	10,515	
March	11,822	
April	12,138	
May	12,123	
June	12,124	

### QUALITY

	Quantity	Base Number	Contract	AT	Region	England
% of FP17s for the same patient ID Re-attending within 3 months - Children	61	1,554	3.9%	9.9%	11.3%	11.5%
% of FP17s for the same patient ID Re-attending within 3 months - Adults	142	1,683	8.4%	14.4%	14.7%	15.4%
% of FP17s for the same patient ID Re-attending between 3 & 9 months - Children	787	1,554	50.6%	53.5%	60.8%	59.7%
% of FP17s for the same patient ID Re-attending between 3 & 9 months - Adults	750	1,683	44.6%	48.5%	52.8%	51.7%
% of FP17s for Band 1 Urgent Courses	184	3,078	6.0%	8.3%	8.2%	9.2%
% of FP17s Relating to Free Repair or Replacements	9	3,078	0.3%	0.7%	0.7%	0.7%
% of FP17s Relating to Continuations	0	3,078	0.0%	0.7%	0.8%	0.8%
% of Patients satisfied with the dentistry they have received	1	1	N/A	92.9%	93.2%	93.5%
% of Patients satisfied with the time they had to wait for an appointment	1	1	N/A	91.6%	88.5%	87.4%

\* This is based on patients treated on this contract for their most recent course of treatment. Figures in italics indicate the base number of FP17s or Patient Questionnaire responses are less than 100. N/A is shown where the base number of responses is less than 10 during the period. % is calculated as Quantity/Base number\*100



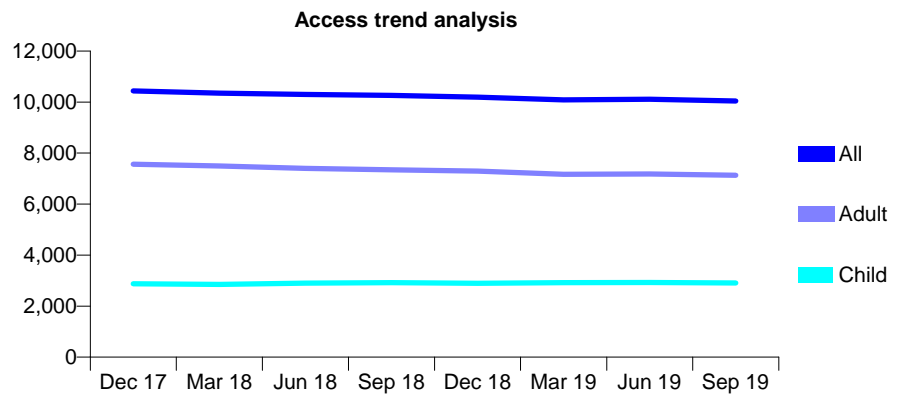
## Q54 - Vital Signs At a Glance Contract Report for 135356/0001 - September 2019

Name or company name	Asden House Dental Clinic
Contract type name	GDS Contract
Purpose of contract	General
Contract start date	01/08/2012
Contract end date	

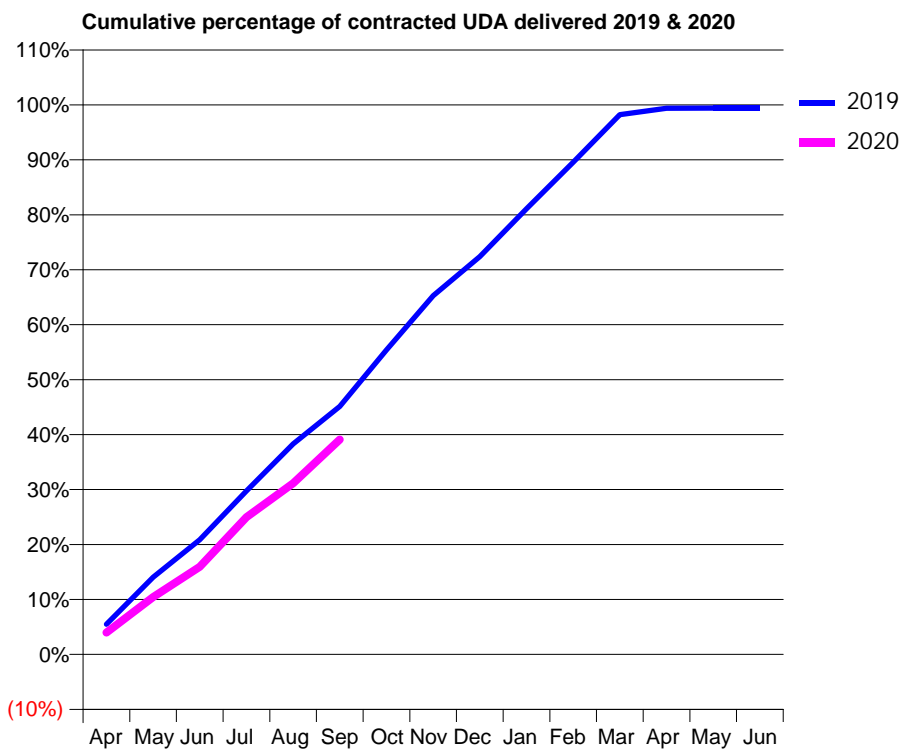
19/20 Contracted general activity (UDA)	29,744
Carry forward general activity (UDA)	175
19/20 Contracted orthodontic activity (UOA)	0
Carry forward orthodontic activity (UOA)	0
Baseline contract value	£875,091.48

### ACCESS\*

Patients seen in 24 months	Total	Change since previous quarter
Quarter ending September 2018	10,263	
Quarter ending December 2018	10,191	→
Quarter ending March 2019	10,089	↓
Quarter ending June 2019	10,108	→
Quarter ending September 2019	10,040	→
<b>Variance since September 2018</b>	<b>(2.2%)</b>	<b>↓</b>



### ACTIVITY



Month	2019	2020
April	1,637	1,191
May	4,179	3,111
June	6,209	4,743
July	8,856	7,433
August	11,391	9,265
September	13,423	11,634
October	16,480	
November	19,409	
December	21,526	
January	24,120	
February	26,636	
March	29,213	
April	29,561	
May	29,569	
June	29,569	

### QUALITY

	Quantity	Base Number	Contract	AT	Region	England
% of FP17s for the same patient ID Re-attending within 3 months - Children	150	1,787	8.4%	9.9%	11.3%	11.5%
% of FP17s for the same patient ID Re-attending within 3 months - Adults	670	3,969	16.9%	14.4%	14.7%	15.4%
% of FP17s for the same patient ID Re-attending between 3 & 9 months - Children	800	1,787	44.8%	53.5%	60.8%	59.7%
% of FP17s for the same patient ID Re-attending between 3 & 9 months - Adults	1,450	3,969	36.5%	48.5%	52.8%	51.7%
% of FP17s for Band 1 Urgent Courses	580	4,667	12.4%	8.3%	8.2%	9.2%
% of FP17s Relating to Free Repair or Replacements	37	4,667	0.8%	0.7%	0.7%	0.7%
% of FP17s Relating to Continuations	21	4,667	0.4%	0.7%	0.8%	0.8%
% of Patients satisfied with the dentistry they have received	2	2	N/A	92.9%	93.2%	93.5%
% of Patients satisfied with the time they had to wait for an appointment	2	2	N/A	91.6%	88.5%	87.4%

\* This is based on patients treated on this contract for their most recent course of treatment. Figures in italics indicate the base number of FP17s or Patient Questionnaire responses are less than 100. N/A is shown where the base number of responses is less than 10 during the period. % is calculated as Quantity/Base number\*100

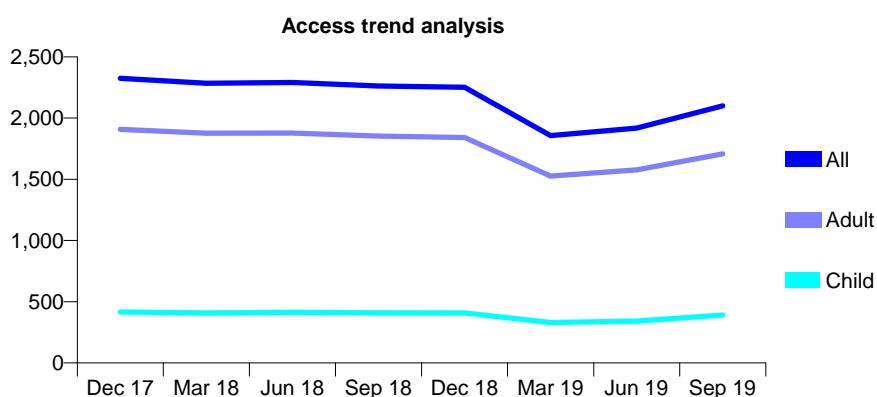
## Q54 - Vital Signs At a Glance Contract Report for 135623/0001 - September 2019

Name or company name	New Coventry Road Dental Practice
Contract type name	GDS Contract
Purpose of contract	General
Contract start date	01/09/2011
Contract end date	

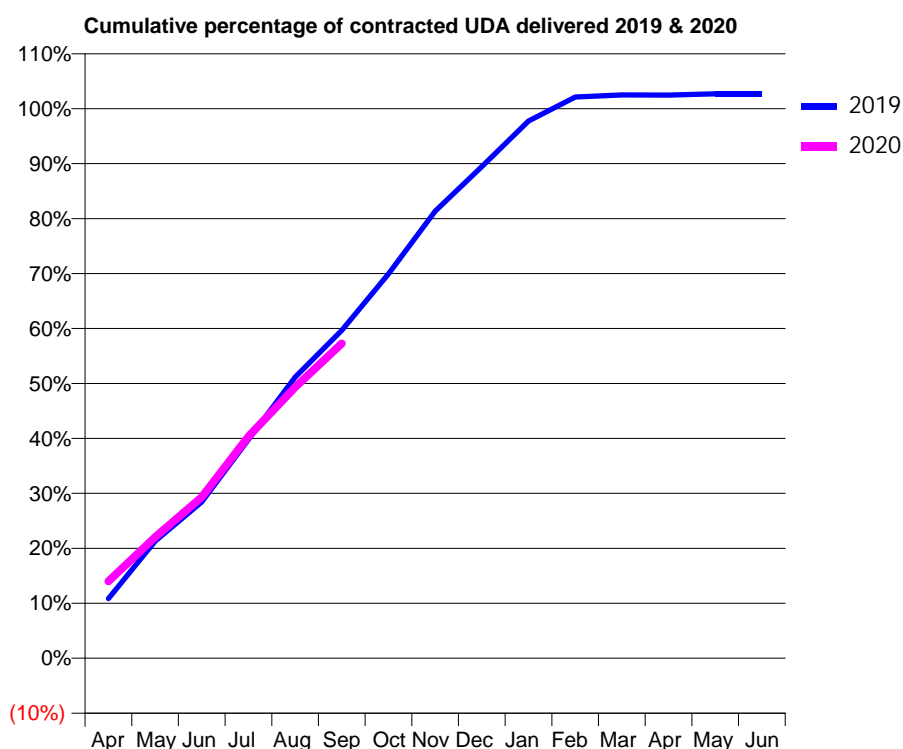
19/20 Contracted general activity (UDA)	7,068
Carry forward general activity (UDA)	-141
19/20 Contracted orthodontic activity (UOA)	0
Carry forward orthodontic activity (UOA)	0
Baseline contract value	£178,569.18

### ACCESS\*

Patients seen in 24 months	Total	Change since previous quarter
Quarter ending September 2018	2,262	
Quarter ending December 2018	2,251	→
Quarter ending March 2019	1,857	↓
Quarter ending June 2019	1,919	↑
Quarter ending September 2019	2,100	↑
<b>Variance since September 2018</b>	<b>(7.2%)</b>	<b>↓</b>



### ACTIVITY



Month	2019	2020
April	768	989
May	1,505	1,557
June	2,010	2,071
July	2,812	2,852
August	3,617	3,485
September	4,216	4,049
October	4,943	
November	5,750	
December	6,323	
January	6,908	
February	7,218	
March	7,244	
April	7,243	
May	7,258	
June	7,258	

### QUALITY

	Quantity	Base Number	Contract	AT	Region	England
% of FP17s for the same patient ID Re-attending within 3 months - Children	9	333	2.7%	9.9%	11.3%	11.5%
% of FP17s for the same patient ID Re-attending within 3 months - Adults	146	1,513	9.6%	14.4%	14.7%	15.4%
% of FP17s for the same patient ID Re-attending between 3 & 9 months - Children	172	333	51.7%	53.5%	60.8%	59.7%
% of FP17s for the same patient ID Re-attending between 3 & 9 months - Adults	854	1,513	56.4%	48.5%	52.8%	51.7%
% of FP17s for Band 1 Urgent Courses	17	1,843	0.9%	8.3%	8.2%	9.2%
% of FP17s Relating to Free Repair or Replacements	4	1,843	0.2%	0.7%	0.7%	0.7%
% of FP17s Relating to Continuations	4	1,843	0.2%	0.7%	0.8%	0.8%
% of Patients satisfied with the dentistry they have received	1	1	N/A	92.9%	93.2%	93.5%
% of Patients satisfied with the time they had to wait for an appointment	1	1	N/A	91.6%	88.5%	87.4%

\* This is based on patients treated on this contract for their most recent course of treatment.

Figures in italics indicate the base number of FP17s or Patient Questionnaire responses are less than 100. N/A is shown where the base number of responses is less than 10 during the period. % is calculated as Quantity/Base number\*100

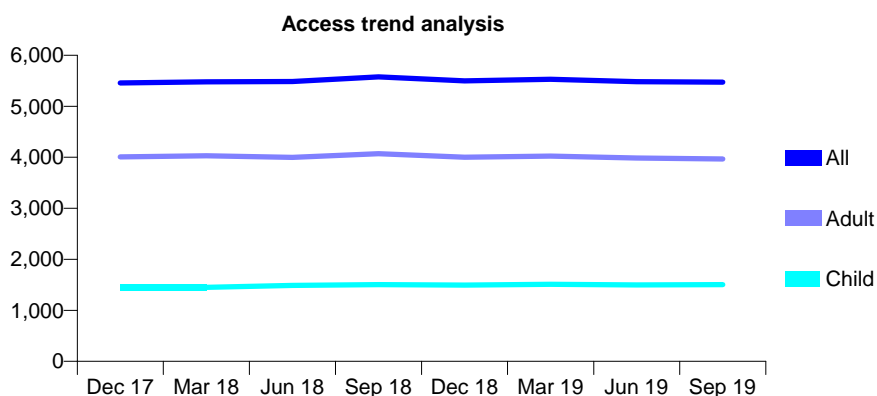
## Q54 - Vital Signs At a Glance Contract Report for 136662/0001 - September 2019

Name or company name	Mr Hiren Yagnik Mr Prasad Vishnupurikar
Contract type name	GDS Contract
Purpose of contract	General
Contract start date	01/09/2008
Contract end date	

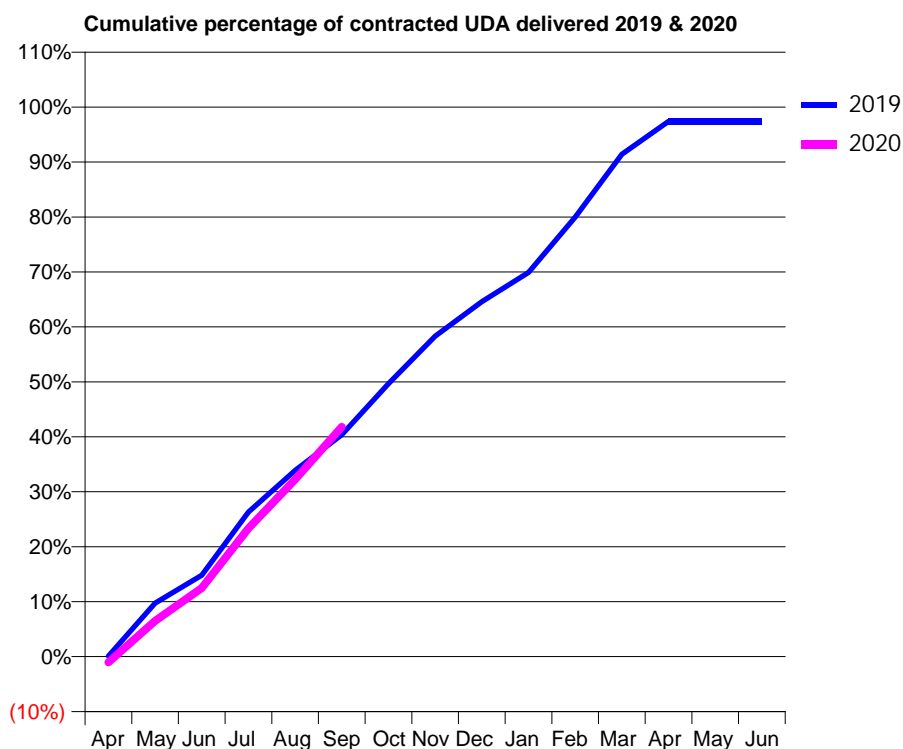
19/20 Contracted general activity (UDA)	13,545
Carry forward general activity (UDA)	351
19/20 Contracted orthodontic activity (UOA)	0
Carry forward orthodontic activity (UOA)	0
Baseline contract value	£321,300.99

### ACCESS\*

Patients seen in 24 months	Total	Change since previous quarter
Quarter ending September 2018	5,574	
Quarter ending December 2018	5,496	↓
Quarter ending March 2019	5,531	→
Quarter ending June 2019	5,482	→
Quarter ending September 2019	5,472	→
<b>Variance since September 2018</b>	<b>(1.8%)</b>	<b>↓</b>



### ACTIVITY



Month	Adjusted Scheduled Activity (UDA)	
	2019	2020
April	15	-144
May	1,321	884
June	2,007	1,690
July	3,564	3,162
August	4,591	4,370
September	5,468	5,661
October	6,725	
November	7,902	
December	8,749	
January	9,468	
February	10,835	
March	12,380	
April	13,194	
May	13,194	
June	13,194	

### QUALITY

	Quantity	Base Number	Contract	AT	Region	England
% of FP17s for the same patient ID Re-attending within 3 months - Children	90	983	9.2%	9.9%	11.3%	11.5%
% of FP17s for the same patient ID Re-attending within 3 months - Adults	316	2,324	13.6%	14.4%	14.7%	15.4%
% of FP17s for the same patient ID Re-attending between 3 & 9 months - Children	518	983	52.7%	53.5%	60.8%	59.7%
% of FP17s for the same patient ID Re-attending between 3 & 9 months - Adults	1,154	2,324	49.7%	48.5%	52.8%	51.7%
% of FP17s for Band 1 Urgent Courses	326	2,669	12.2%	8.3%	8.2%	9.2%
% of FP17s Relating to Free Repair or Replacements	24	2,669	0.9%	0.7%	0.7%	0.7%
% of FP17s Relating to Continuations	5	2,669	0.2%	0.7%	0.8%	0.8%
% of Patients satisfied with the dentistry they have received	1	1	N/A	92.9%	93.2%	93.5%
% of Patients satisfied with the time they had to wait for an appointment	1	1	N/A	91.6%	88.5%	87.4%

\* This is based on patients treated on this contract for their most recent course of treatment. Figures in italics indicate the base number of FP17s or Patient Questionnaire responses are less than 100. N/A is shown where the base number of responses is less than 10 during the period. % is calculated as Quantity/Base number\*100

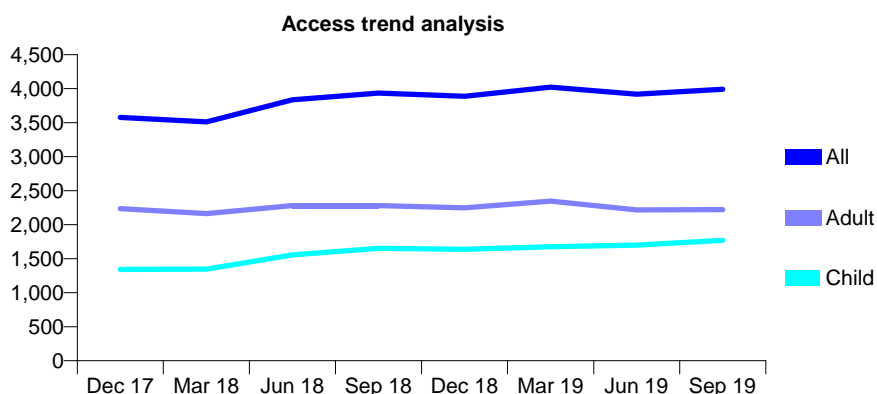
## Q54 - Vital Signs At a Glance Contract Report for 137537/0001 - September 2019

Name or company name	Mr N.R.W Whitling & Mr Kiran Hanji
Contract type name	GDS Contract
Purpose of contract	General
Contract start date	01/05/2015
Contract end date	

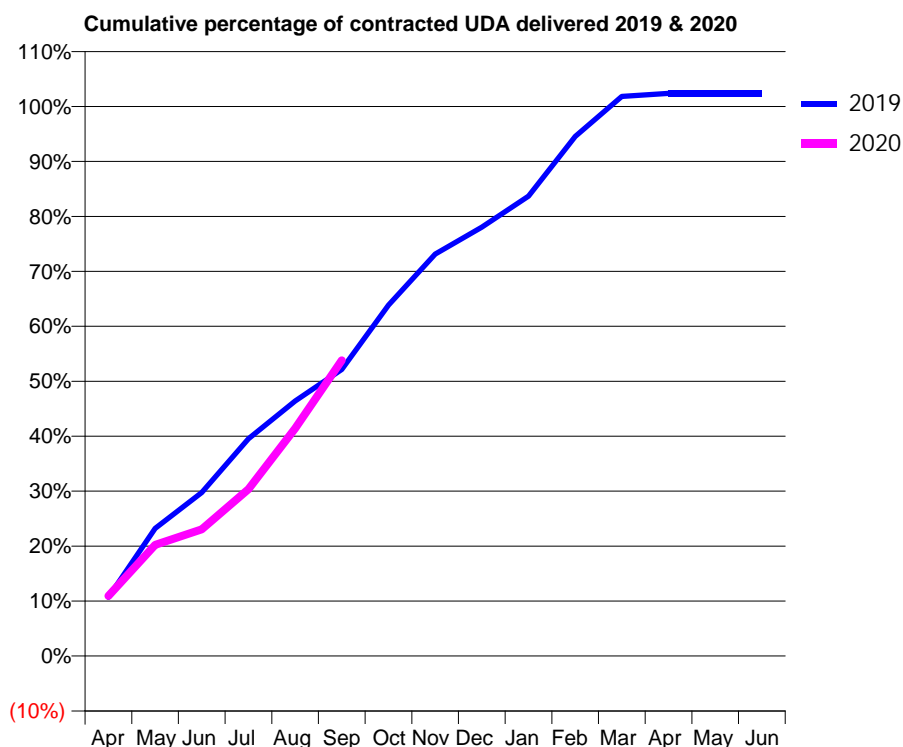
19/20 Contracted general activity (UDA)	10,882
Carry forward general activity (UDA)	-217
19/20 Contracted orthodontic activity (UOA)	0
Carry forward orthodontic activity (UOA)	0
Baseline contract value	£324,444.28

### ACCESS\*

Patients seen in 24 months	Total	Change since previous quarter
Quarter ending September 2018	3,936	
Quarter ending December 2018	3,888	↓
Quarter ending March 2019	4,023	↑
Quarter ending June 2019	3,918	↓
Quarter ending September 2019	3,992	→
<b>Variance since September 2018</b>	<b>1.4%</b>	<b>→</b>



### ACTIVITY



Month	Adjusted Scheduled Activity (UDA)	
	2019	2020
April	1,167	1,191
May	2,529	2,201
June	3,239	2,510
July	4,302	3,304
August	5,049	4,510
September	5,673	5,856
October	6,950	
November	7,959	
December	8,490	
January	9,108	
February	10,289	
March	11,081	
April	11,139	
May	11,141	
June	11,141	

### QUALITY

	Quantity	Base Number	Contract	AT	Region	England
% of FP17s for the same patient ID Re-attending within 3 months - Children	70	1,106	6.3%	9.9%	11.3%	11.5%
% of FP17s for the same patient ID Re-attending within 3 months - Adults	169	1,280	13.2%	14.4%	14.7%	15.4%
% of FP17s for the same patient ID Re-attending between 3 & 9 months - Children	363	1,106	32.8%	53.5%	60.8%	59.7%
% of FP17s for the same patient ID Re-attending between 3 & 9 months - Adults	338	1,280	26.4%	48.5%	52.8%	51.7%
% of FP17s for Band 1 Urgent Courses	263	2,359	11.1%	8.3%	8.2%	9.2%
% of FP17s Relating to Free Repair or Replacements	1	2,359	0.0%	0.7%	0.7%	0.7%
% of FP17s Relating to Continuations	1	2,359	0.0%	0.7%	0.8%	0.8%
% of Patients satisfied with the dentistry they have received	0	0	N/A	92.9%	93.2%	93.5%
% of Patients satisfied with the time they had to wait for an appointment	0	0	N/A	91.6%	88.5%	87.4%

\* This is based on patients treated on this contract for their most recent course of treatment. Figures in italics indicate the base number of FP17s or Patient Questionnaire responses are less than 100. N/A is shown where the base number of responses is less than 10 during the period. % is calculated as Quantity/Base number\*100

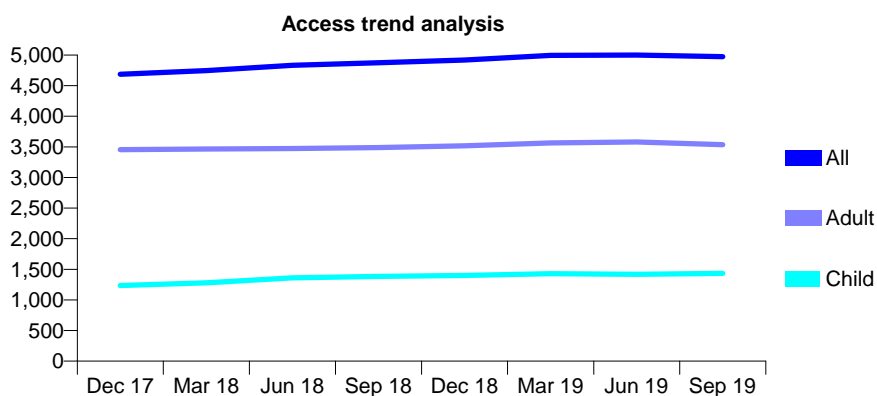
## Q54 - Vital Signs At a Glance Contract Report for 138657/0001 - September 2019

Name or company name	Coalway Road Dental Practice
Contract type name	GDS Contract
Purpose of contract	General and Orthodontic
Contract start date	01/06/2011
Contract end date	

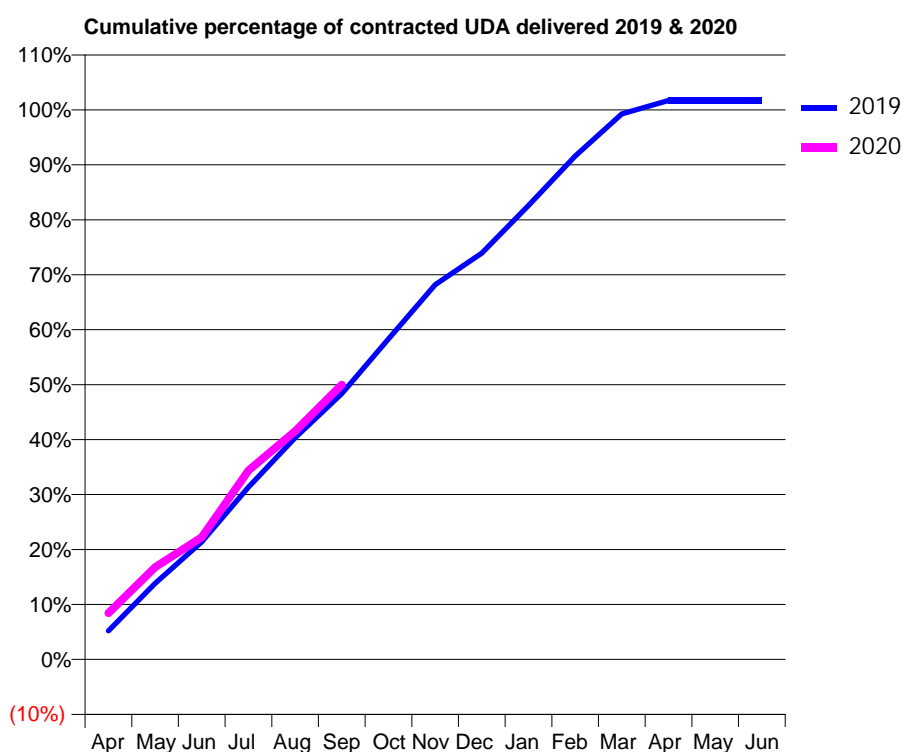
19/20 Contracted general activity (UDA)	15,000
Carry forward general activity (UDA)	-256
19/20 Contracted orthodontic activity (UOA)	546
Carry forward orthodontic activity (UOA)	-4
Baseline contract value	£328,628.96

### ACCESS\*

Patients seen in 24 months	Total	Change since previous quarter
Quarter ending September 2018	4,874	
Quarter ending December 2018	4,918	→
Quarter ending March 2019	4,994	→
Quarter ending June 2019	4,999	→
Quarter ending September 2019	4,973	→
<b>Variance since September 2018</b>	<b>2.0%</b>	<b>↑</b>



### ACTIVITY



Month	Adjusted Scheduled Activity (UDA)	
	2019	2020
April	782	1,265
May	2,077	2,519
June	3,210	3,337
July	4,700	5,154
August	6,050	6,234
September	7,254	7,496
October	8,749	
November	10,229	
December	11,090	
January	12,392	
February	13,739	
March	14,888	
April	15,257	
May	15,257	
June	15,257	

### QUALITY

	Quantity	Base Number	Contract	AT	Region	England
% of FP17s for the same patient ID Re-attending within 3 months - Children	94	986	9.5%	9.9%	11.3%	11.5%
% of FP17s for the same patient ID Re-attending within 3 months - Adults	324	2,211	14.7%	14.4%	14.7%	15.4%
% of FP17s for the same patient ID Re-attending between 3 & 9 months - Children	492	986	49.9%	53.5%	60.8%	59.7%
% of FP17s for the same patient ID Re-attending between 3 & 9 months - Adults	1,037	2,211	46.9%	48.5%	52.8%	51.7%
% of FP17s for Band 1 Urgent Courses	264	3,044	8.7%	8.3%	8.2%	9.2%
% of FP17s Relating to Free Repair or Replacements	31	3,044	1.0%	0.7%	0.7%	0.7%
% of FP17s Relating to Continuations	21	3,044	0.7%	0.7%	0.8%	0.8%
% of Patients satisfied with the dentistry they have received	0	0	N/A	92.9%	93.2%	93.5%
% of Patients satisfied with the time they had to wait for an appointment	0	0	N/A	91.6%	88.5%	87.4%

\* This is based on patients treated on this contract for their most recent course of treatment. Figures in italics indicate the base number of FP17s or Patient Questionnaire responses are less than 100. N/A is shown where the base number of responses is less than 10 during the period. % is calculated as Quantity/Base number\*100

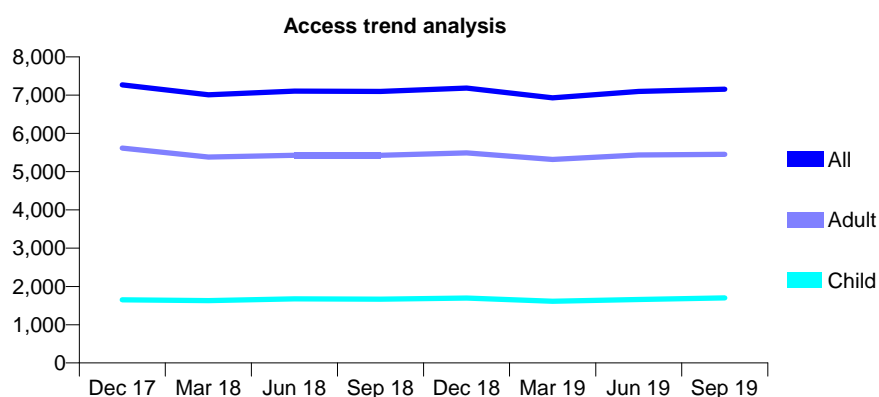
## Q54 - Vital Signs At a Glance Contract Report for 139955/0001 - September 2019

Name or company name	Wilkinson Dental Surgery
Contract type name	GDS Contract
Purpose of contract	General
Contract start date	01/10/2015
Contract end date	

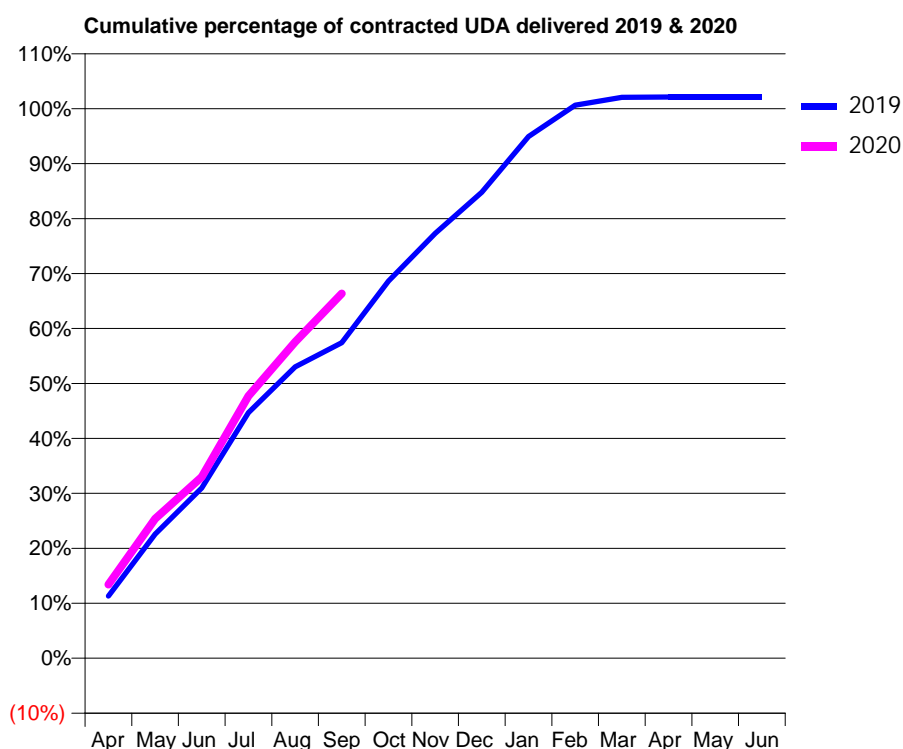
19/20 Contracted general activity (UDA)	23,902
Carry forward general activity (UDA)	-478
19/20 Contracted orthodontic activity (UOA)	0
Carry forward orthodontic activity (UOA)	0
Baseline contract value	£540,596.51

### ACCESS\*

Patients seen in 24 months	Total	Change since previous quarter
Quarter ending September 2018	7,094	
Quarter ending December 2018	7,185	→
Quarter ending March 2019	6,929	↓
Quarter ending June 2019	7,095	↑
Quarter ending September 2019	7,154	→
<b>Variance since September 2018</b>	<b>0.8%</b>	<b>→</b>



### ACTIVITY



Month	Adjusted Scheduled Activity (UDA)	
	2019	2020
April	2,708	3,207
May	5,397	6,066
June	7,406	7,887
July	10,680	11,409
August	12,670	13,762
September	13,720	15,858
October	16,409	
November	18,478	
December	20,261	
January	22,688	
February	24,051	
March	24,393	
April	24,408	
May	24,408	
June	24,408	

### QUALITY

	Quantity	Base Number	Contract	AT	Region	England
% of FP17s for the same patient ID Re-attending within 3 months - Children	227	1,509	15.0%	9.9%	11.3%	11.5%
% of FP17s for the same patient ID Re-attending within 3 months - Adults	878	4,670	18.8%	14.4%	14.7%	15.4%
% of FP17s for the same patient ID Re-attending between 3 & 9 months - Children	841	1,509	55.7%	53.5%	60.8%	59.7%
% of FP17s for the same patient ID Re-attending between 3 & 9 months - Adults	2,003	4,670	42.9%	48.5%	52.8%	51.7%
% of FP17s for Band 1 Urgent Courses	632	6,166	10.2%	8.3%	8.2%	9.2%
% of FP17s Relating to Free Repair or Replacements	18	6,166	0.3%	0.7%	0.7%	0.7%
% of FP17s Relating to Continuations	8	6,166	0.1%	0.7%	0.8%	0.8%
% of Patients satisfied with the dentistry they have received	2	2	N/A	92.9%	93.2%	93.5%
% of Patients satisfied with the time they had to wait for an appointment	2	2	N/A	91.6%	88.5%	87.4%

\* This is based on patients treated on this contract for their most recent course of treatment.

Figures in italics indicate the base number of FP17s or Patient Questionnaire responses are less than 100. N/A is shown where the base number of responses is less than 10 during the period. % is calculated as Quantity/Base number\*100

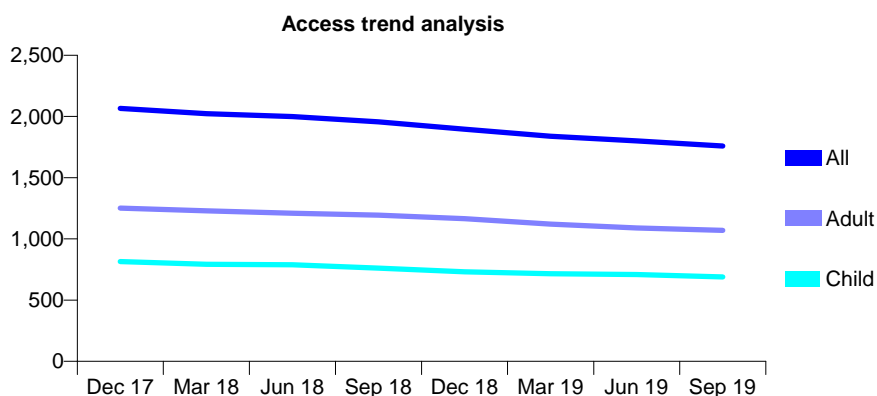
## Q54 - Vital Signs At a Glance Contract Report for 140260/0001 - September 2019

Name or company name	Thornley & Thornley
Contract type name	GDS Contract
Purpose of contract	General and Orthodontic
Contract start date	01/04/2006
Contract end date	

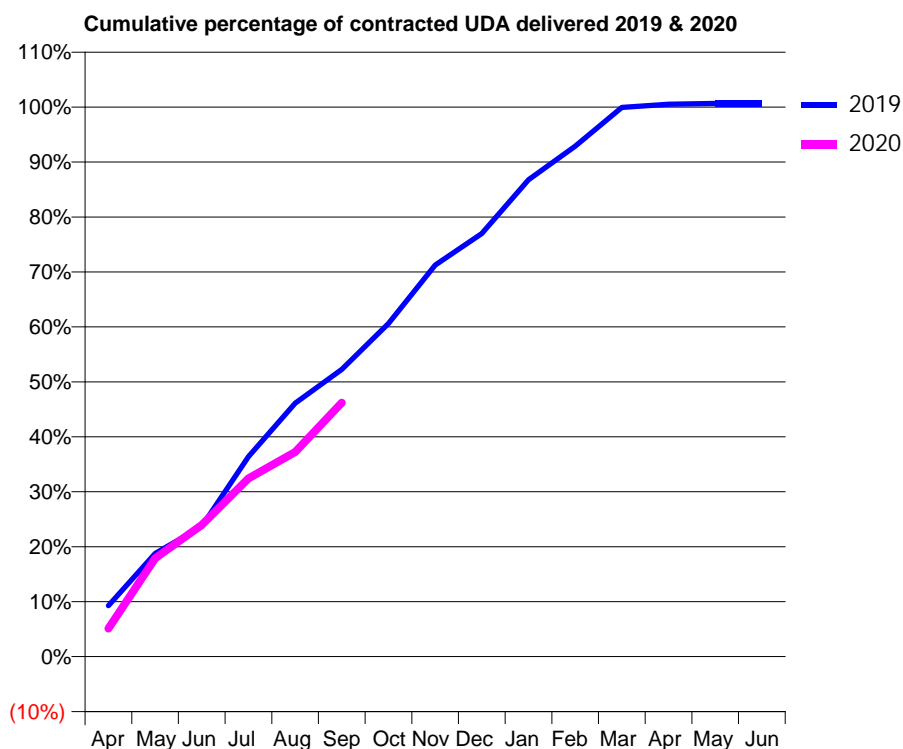
19/20 Contracted general activity (UDA)	3,132
Carry forward general activity (UDA)	-20
19/20 Contracted orthodontic activity (UOA)	791
Carry forward orthodontic activity (UOA)	-15
Baseline contract value	£138,530.46

### ACCESS\*

Patients seen in 24 months	Total	Change since previous quarter
Quarter ending September 2018	1,956	
Quarter ending December 2018	1,896	↓
Quarter ending March 2019	1,838	↓
Quarter ending June 2019	1,800	↓
Quarter ending September 2019	1,759	↓
<b>Variance since September 2018</b>	<b>(10.1%)</b>	<b>↓</b>



### ACTIVITY



Month	Adjusted Scheduled Activity (UDA)	
	2019	2020
April	291	160
May	588	561
June	742	750
July	1,140	1,016
August	1,445	1,166
September	1,637	1,447
October	1,898	
November	2,231	
December	2,411	
January	2,718	
February	2,909	
March	3,130	
April	3,149	
May	3,153	
June	3,153	

### QUALITY

	Quantity	Base Number	Contract	AT	Region	England
% of FP17s for the same patient ID Re-attending within 3 months - Children	46	566	8.1%	9.9%	11.3%	11.5%
% of FP17s for the same patient ID Re-attending within 3 months - Adults	119	740	16.1%	14.4%	14.7%	15.4%
% of FP17s for the same patient ID Re-attending between 3 & 9 months - Children	371	566	65.5%	53.5%	60.8%	59.7%
% of FP17s for the same patient ID Re-attending between 3 & 9 months - Adults	413	740	55.8%	48.5%	52.8%	51.7%
% of FP17s for Band 1 Urgent Courses	52	817	6.4%	8.3%	8.2%	9.2%
% of FP17s Relating to Free Repair or Replacements	0	817	0.0%	0.7%	0.7%	0.7%
% of FP17s Relating to Continuations	5	817	0.6%	0.7%	0.8%	0.8%
% of Patients satisfied with the dentistry they have received	0	0	N/A	92.9%	93.2%	93.5%
% of Patients satisfied with the time they had to wait for an appointment	0	0	N/A	91.6%	88.5%	87.4%

\* This is based on patients treated on this contract for their most recent course of treatment. Figures in italics indicate the base number of FP17s or Patient Questionnaire responses are less than 100. N/A is shown where the base number of responses is less than 10 during the period. % is calculated as Quantity/Base number\*100

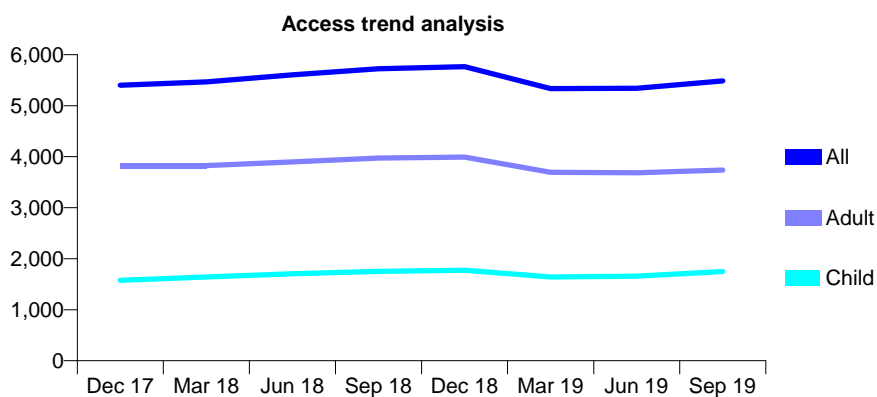
## Q54 - Vital Signs At a Glance Contract Report for 140996/0001 - September 2019

Name or company name	Darlaston Dental Practice
Contract type name	GDS Contract
Purpose of contract	General
Contract start date	01/10/2008
Contract end date	

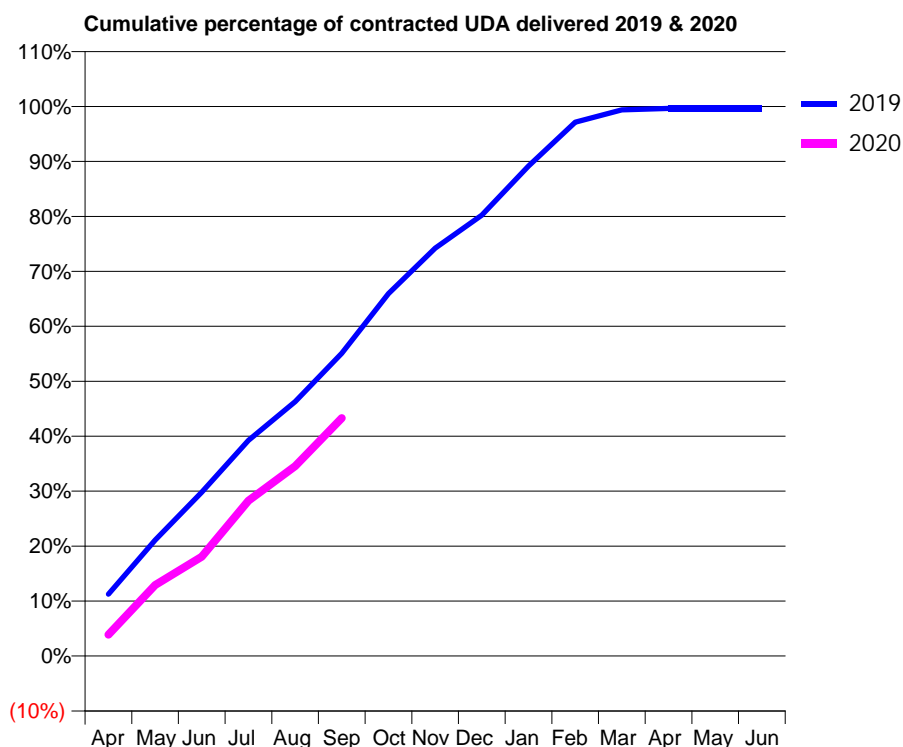
19/20 Contracted general activity (UDA)	15,411
Carry forward general activity (UDA)	52
19/20 Contracted orthodontic activity (UOA)	0
Carry forward orthodontic activity (UOA)	0
Baseline contract value	£384,448.44

### ACCESS\*

Patients seen in 24 months	Total	Change since previous quarter
Quarter ending September 2018	5,725	
Quarter ending December 2018	5,766	→
Quarter ending March 2019	5,335	↓
Quarter ending June 2019	5,343	→
Quarter ending September 2019	5,485	↑
<b>Variance since September 2018</b>	<b>(4.2%)</b>	<b>↓</b>



### ACTIVITY



Month	Adjusted Scheduled Activity (UDA)	
	2019	2020
April	1,734	602
May	3,253	1,990
June	4,595	2,786
July	6,050	4,355
August	7,134	5,323
September	8,487	6,675
October	10,164	
November	11,437	
December	12,363	
January	13,743	
February	14,967	
March	15,317	
April	15,358	
May	15,359	
June	15,359	

### QUALITY

	Quantity	Base Number	Contract	AT	Region	England
% of FP17s for the same patient ID Re-attending within 3 months - Children	17	914	1.9%	9.9%	11.3%	11.5%
% of FP17s for the same patient ID Re-attending within 3 months - Adults	70	1,703	4.1%	14.4%	14.7%	15.4%
% of FP17s for the same patient ID Re-attending between 3 & 9 months - Children	384	914	42.0%	53.5%	60.8%	59.7%
% of FP17s for the same patient ID Re-attending between 3 & 9 months - Adults	636	1,703	37.3%	48.5%	52.8%	51.7%
% of FP17s for Band 1 Urgent Courses	110	2,610	4.2%	8.3%	8.2%	9.2%
% of FP17s Relating to Free Repair or Replacements	22	2,610	0.8%	0.7%	0.7%	0.7%
% of FP17s Relating to Continuations	2	2,610	0.1%	0.7%	0.8%	0.8%
% of Patients satisfied with the dentistry they have received	0	0	N/A	92.9%	93.2%	93.5%
% of Patients satisfied with the time they had to wait for an appointment	0	0	N/A	91.6%	88.5%	87.4%

\* This is based on patients treated on this contract for their most recent course of treatment. Figures in italics indicate the base number of FP17s or Patient Questionnaire responses are less than 100. N/A is shown where the base number of responses is less than 10 during the period. % is calculated as Quantity/Base number\*100



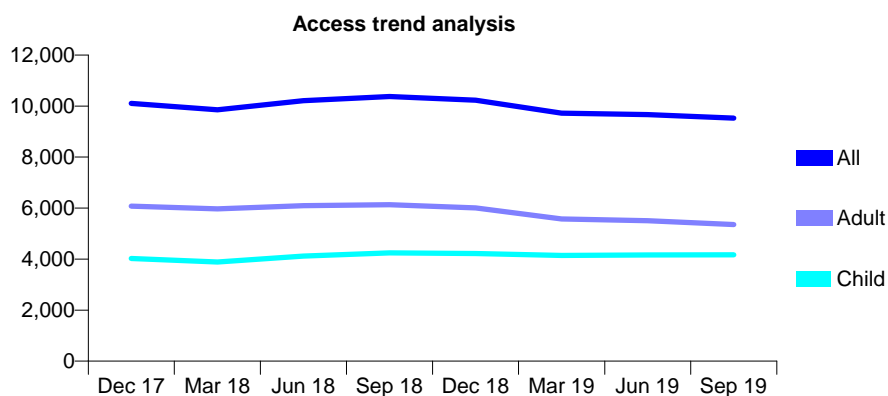
## Q54 - Vital Signs At a Glance Contract Report for 141070/0001 - September 2019

Name or company name	Walsall Dental Practice
Contract type name	GDS Contract
Purpose of contract	General
Contract start date	09/09/2010
Contract end date	

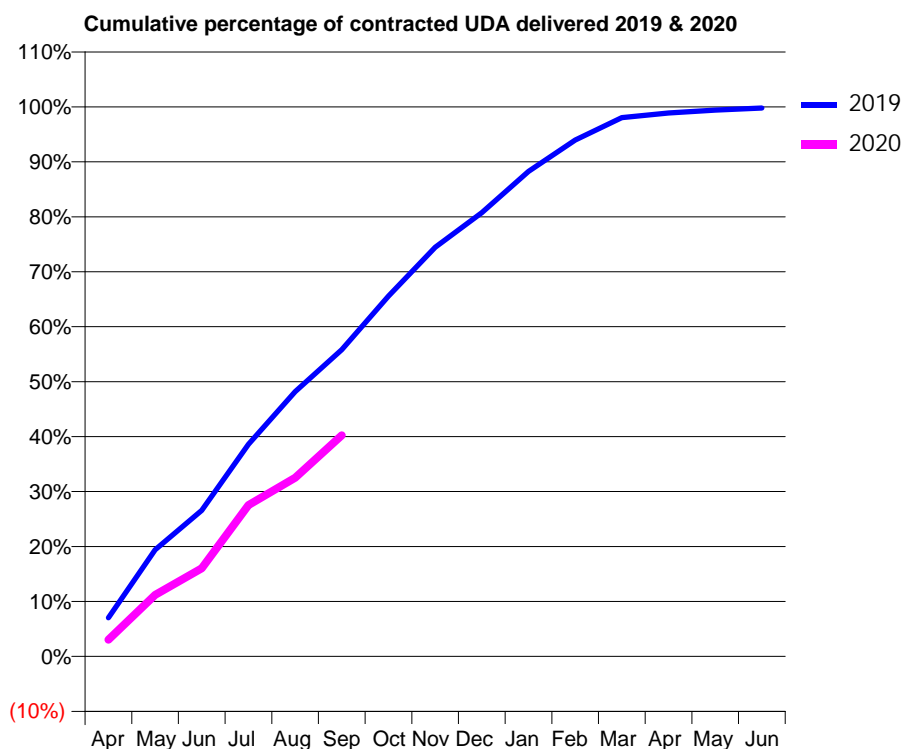
19/20 Contracted general activity (UDA)	29,761
Carry forward general activity (UDA)	66
19/20 Contracted orthodontic activity (UOA)	0
Carry forward orthodontic activity (UOA)	0
Baseline contract value	£744,275.55

### ACCESS\*

Patients seen in 24 months	Total	Change since previous quarter
Quarter ending September 2018	10,376	
Quarter ending December 2018	10,228	↓
Quarter ending March 2019	9,721	↓
Quarter ending June 2019	9,664	→
Quarter ending September 2019	9,528	↓
<b>Variance since September 2018</b>	<b>(8.2%)</b>	<b>↓</b>



### ACTIVITY



Month	2019	2020
April	2,099	908
May	5,783	3,333
June	7,914	4,772
July	11,489	8,191
August	14,340	9,678
September	16,607	11,976
October	19,509	
November	22,160	
December	24,034	
January	26,266	
February	27,963	
March	29,175	
April	29,428	
May	29,582	
June	29,694	

### QUALITY

	Quantity	Base Number	Contract	AT	Region	England
% of FP17s for the same patient ID Re-attending within 3 months - Children	116	2,755	4.2%	9.9%	11.3%	11.5%
% of FP17s for the same patient ID Re-attending within 3 months - Adults	224	2,627	8.5%	14.4%	14.7%	15.4%
% of FP17s for the same patient ID Re-attending between 3 & 9 months - Children	1,469	2,755	53.3%	53.5%	60.8%	59.7%
% of FP17s for the same patient ID Re-attending between 3 & 9 months - Adults	1,066	2,627	40.6%	48.5%	52.8%	51.7%
% of FP17s for Band 1 Urgent Courses	381	5,133	7.4%	8.3%	8.2%	9.2%
% of FP17s Relating to Free Repair or Replacements	3	5,133	0.1%	0.7%	0.7%	0.7%
% of FP17s Relating to Continuations	48	5,133	0.9%	0.7%	0.8%	0.8%
% of Patients satisfied with the dentistry they have received	1	1	N/A	92.9%	93.2%	93.5%
% of Patients satisfied with the time they had to wait for an appointment	1	1	N/A	91.6%	88.5%	87.4%

\* This is based on patients treated on this contract for their most recent course of treatment. Figures in italics indicate the base number of FP17s or Patient Questionnaire responses are less than 100. N/A is shown where the base number of responses is less than 10 during the period. % is calculated as Quantity/Base number\*100

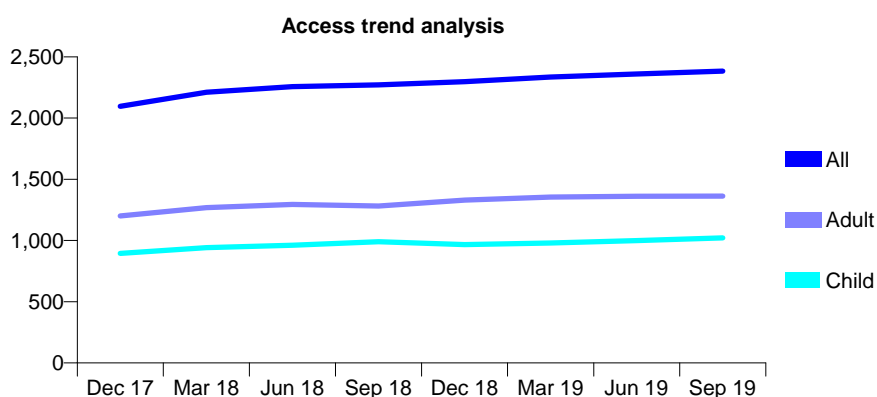
## Q54 - Vital Signs At a Glance Contract Report for 141801/0001 - September 2019

Name or company name	AS, BS & BS Bhandal
Contract type name	GDS Contract
Purpose of contract	General
Contract start date	12/01/2009
Contract end date	

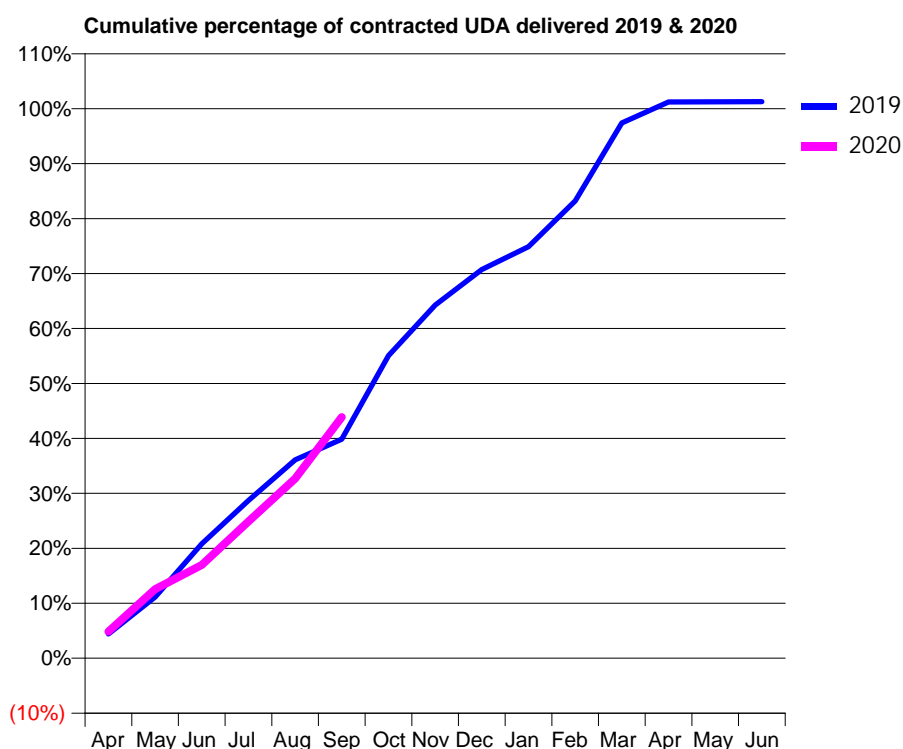
19/20 Contracted general activity (UDA)	5,368
Carry forward general activity (UDA)	-68
19/20 Contracted orthodontic activity (UOA)	0
Carry forward orthodontic activity (UOA)	0
Baseline contract value	£134,771.96

### ACCESS\*

Patients seen in 24 months	Total	Change since previous quarter
Quarter ending September 2018	2,272	
Quarter ending December 2018	2,297	→
Quarter ending March 2019	2,335	→
Quarter ending June 2019	2,360	→
Quarter ending September 2019	2,384	→
<b>Variance since September 2018</b>	<b>4.9%</b>	<b>↑</b>



### ACTIVITY



Adjusted Scheduled Activity (UDA)		
Month	2019	2020
April	236	260
May	598	675
June	1,117	911
July	1,540	1,336
August	1,937	1,755
September	2,140	2,356
October	2,955	
November	3,449	
December	3,797	
January	4,021	
February	4,467	
March	5,228	
April	5,433	
May	5,436	
June	5,437	

### QUALITY

	Quantity	Base Number	Contract	AT	Region	England
% of FP17s for the same patient ID Re-attending within 3 months - Children	40	634	6.3%	9.9%	11.3%	11.5%
% of FP17s for the same patient ID Re-attending within 3 months - Adults	74	651	11.4%	14.4%	14.7%	15.4%
% of FP17s for the same patient ID Re-attending between 3 & 9 months - Children	291	634	45.9%	53.5%	60.8%	59.7%
% of FP17s for the same patient ID Re-attending between 3 & 9 months - Adults	247	651	37.9%	48.5%	52.8%	51.7%
% of FP17s for Band 1 Urgent Courses	69	1,177	5.9%	8.3%	8.2%	9.2%
% of FP17s Relating to Free Repair or Replacements	0	1,177	0.0%	0.7%	0.7%	0.7%
% of FP17s Relating to Continuations	0	1,177	0.0%	0.7%	0.8%	0.8%
% of Patients satisfied with the dentistry they have received	0	0	N/A	92.9%	93.2%	93.5%
% of Patients satisfied with the time they had to wait for an appointment	0	0	N/A	91.6%	88.5%	87.4%

\* This is based on patients treated on this contract for their most recent course of treatment.

Figures in italics indicate the base number of FP17s or Patient Questionnaire responses are less than 100. N/A is shown where the base number of responses is less than 10 during the period. % is calculated as Quantity/Base number\*100

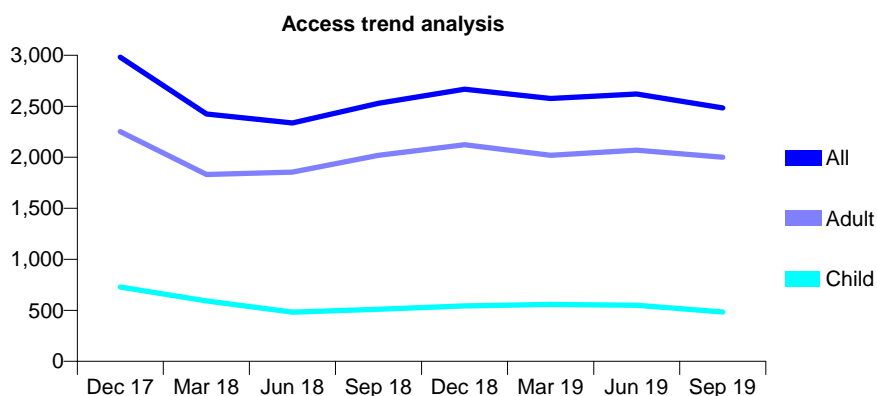
## Q54 - Vital Signs At a Glance Contract Report for 142131/0001 - September 2019

Name or company name	New Road Dental Practice
Contract type name	GDS Contract
Purpose of contract	General
Contract start date	01/09/2010
Contract end date	

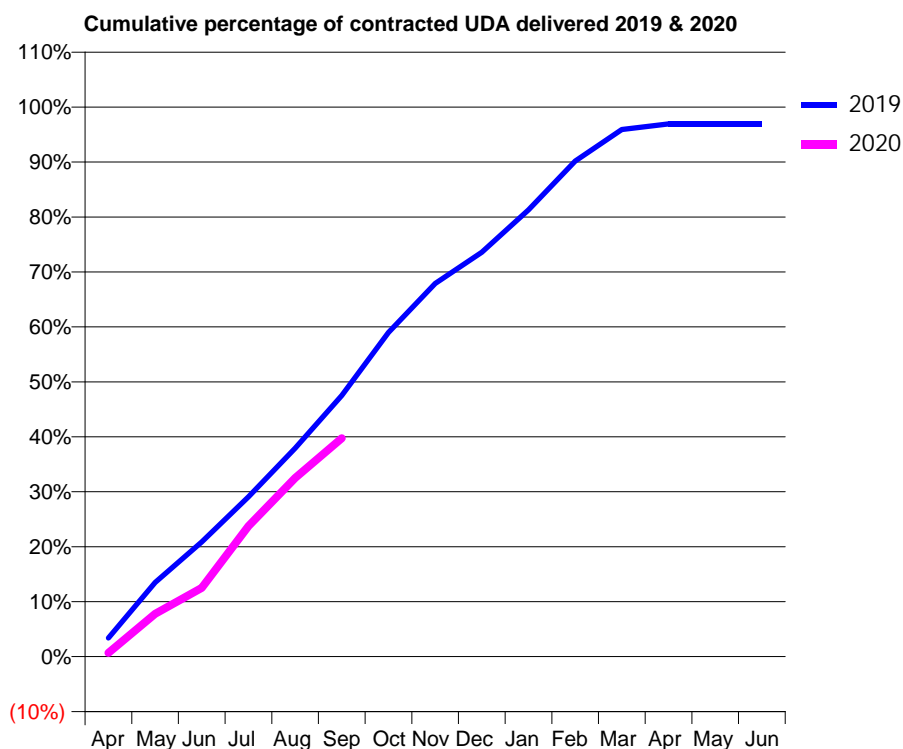
19/20 Contracted general activity (UDA)	9,064
Carry forward general activity (UDA)	277
19/20 Contracted orthodontic activity (UOA)	0
Carry forward orthodontic activity (UOA)	0
Baseline contract value	£238,732.75

### ACCESS\*

Patients seen in 24 months	Total	Change since previous quarter
Quarter ending September 2018	2,530	
Quarter ending December 2018	2,667	↑
Quarter ending March 2019	2,577	↓
Quarter ending June 2019	2,620	→
Quarter ending September 2019	2,484	↓
<b>Variance since September 2018</b>	<b>(1.8%)</b>	<b>↓</b>



### ACTIVITY



Month	Adjusted Scheduled Activity (UDA)	
	2019	2020
April	307	63
May	1,225	706
June	1,893	1,134
July	2,636	2,153
August	3,438	2,949
September	4,308	3,601
October	5,346	
November	6,154	
December	6,671	
January	7,369	
February	8,173	
March	8,695	
April	8,785	
May	8,786	
June	8,786	

### QUALITY

	Quantity	Base Number	Contract	AT	Region	England
% of FP17s for the same patient ID Re-attending within 3 months - Children	3	225	1.3%	9.9%	11.3%	11.5%
% of FP17s for the same patient ID Re-attending within 3 months - Adults	91	1,112	8.2%	14.4%	14.7%	15.4%
% of FP17s for the same patient ID Re-attending between 3 & 9 months - Children	53	225	23.6%	53.5%	60.8%	59.7%
% of FP17s for the same patient ID Re-attending between 3 & 9 months - Adults	418	1,112	37.6%	48.5%	52.8%	51.7%
% of FP17s for Band 1 Urgent Courses	102	1,316	7.8%	8.3%	8.2%	9.2%
% of FP17s Relating to Free Repair or Replacements	8	1,316	0.6%	0.7%	0.7%	0.7%
% of FP17s Relating to Continuations	0	1,316	0.0%	0.7%	0.8%	0.8%
% of Patients satisfied with the dentistry they have received	0	0	N/A	92.9%	93.2%	93.5%
% of Patients satisfied with the time they had to wait for an appointment	0	0	N/A	91.6%	88.5%	87.4%

\* This is based on patients treated on this contract for their most recent course of treatment. Figures in italics indicate the base number of FP17s or Patient Questionnaire responses are less than 100. N/A is shown where the base number of responses is less than 10 during the period. % is calculated as Quantity/Base number\*100

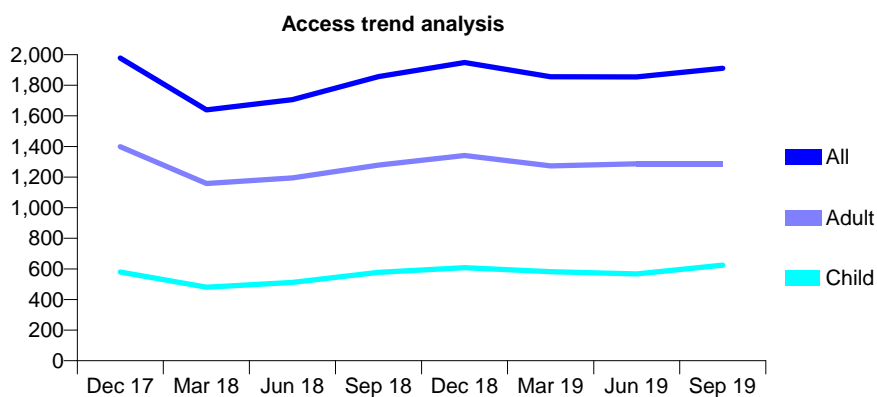
## Q54 - Vital Signs At a Glance Contract Report for 142492/0001 - September 2019

Name or company name	Tipton Dental Practice
Contract type name	GDS Contract
Purpose of contract	General
Contract start date	01/04/2013
Contract end date	

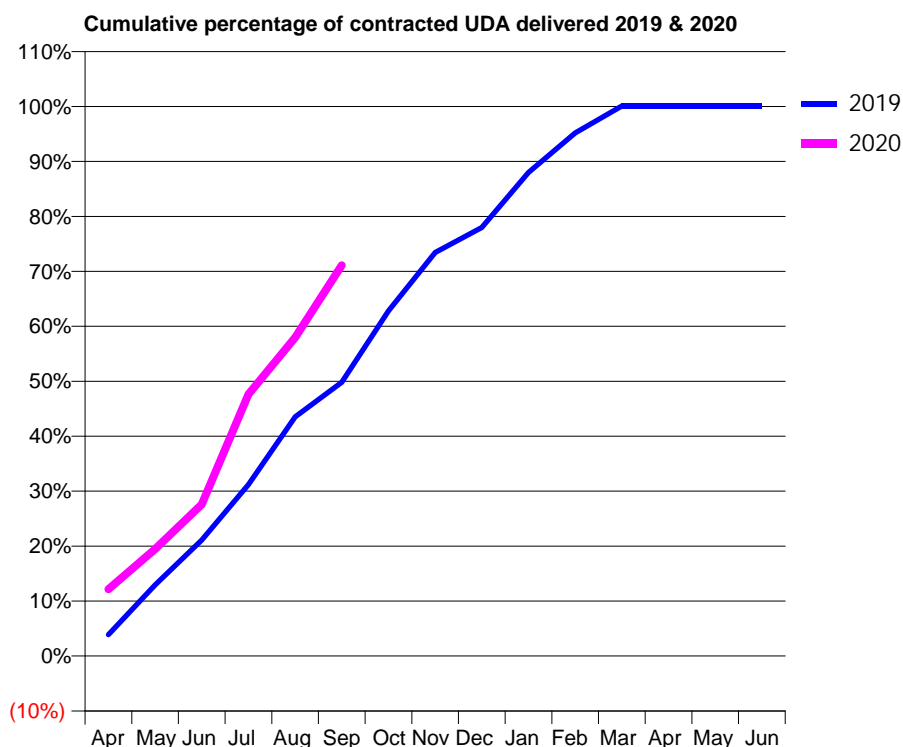
19/20 Contracted general activity (UDA)	5,837
Carry forward general activity (UDA)	-3
19/20 Contracted orthodontic activity (UOA)	0
Carry forward orthodontic activity (UOA)	0
Baseline contract value	£176,033.36

### ACCESS\*

Patients seen in 24 months	Total	Change since previous quarter
Quarter ending September 2018	1,857	
Quarter ending December 2018	1,949	↑
Quarter ending March 2019	1,856	↓
Quarter ending June 2019	1,855	→
Quarter ending September 2019	1,911	↑
<b>Variance since September 2018</b>	<b>2.9%</b>	<b>↑</b>



### ACTIVITY



Month	Adjusted Scheduled Activity (UDA)	
	2019	2020
April	228	710
May	755	1,136
June	1,231	1,611
July	1,821	2,780
August	2,540	3,383
September	2,907	4,149
October	3,664	
November	4,287	
December	4,551	
January	5,135	
February	5,556	
March	5,841	
April	5,840	
May	5,840	
June	5,840	

### QUALITY

	Quantity	Base Number	Contract	AT	Region	England
% of FP17s for the same patient ID Re-attending within 3 months - Children	17	459	3.7%	9.9%	11.3%	11.5%
% of FP17s for the same patient ID Re-attending within 3 months - Adults	93	817	11.4%	14.4%	14.7%	15.4%
% of FP17s for the same patient ID Re-attending between 3 & 9 months - Children	215	459	46.8%	53.5%	60.8%	59.7%
% of FP17s for the same patient ID Re-attending between 3 & 9 months - Adults	306	817	37.5%	48.5%	52.8%	51.7%
% of FP17s for Band 1 Urgent Courses	81	1,276	6.3%	8.3%	8.2%	9.2%
% of FP17s Relating to Free Repair or Replacements	11	1,276	0.9%	0.7%	0.7%	0.7%
% of FP17s Relating to Continuations	2	1,276	0.2%	0.7%	0.8%	0.8%
% of Patients satisfied with the dentistry they have received	0	0	N/A	92.9%	93.2%	93.5%
% of Patients satisfied with the time they had to wait for an appointment	0	0	N/A	91.6%	88.5%	87.4%

\* This is based on patients treated on this contract for their most recent course of treatment. Figures in italics indicate the base number of FP17s or Patient Questionnaire responses are less than 100. N/A is shown where the base number of responses is less than 10 during the period. % is calculated as Quantity/Base number\*100

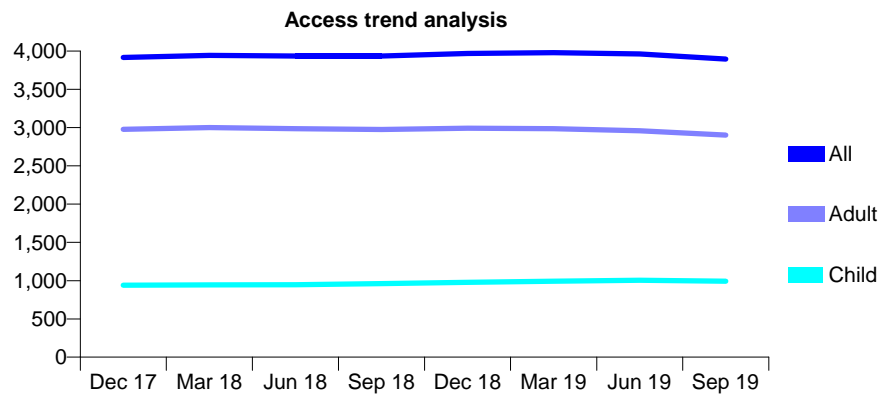
## Q54 - Vital Signs At a Glance Contract Report for 142956/0001 - September 2019

Name or company name	Four Oaks Dental Surgery
Contract type name	GDS Contract
Purpose of contract	General
Contract start date	07/09/2012
Contract end date	

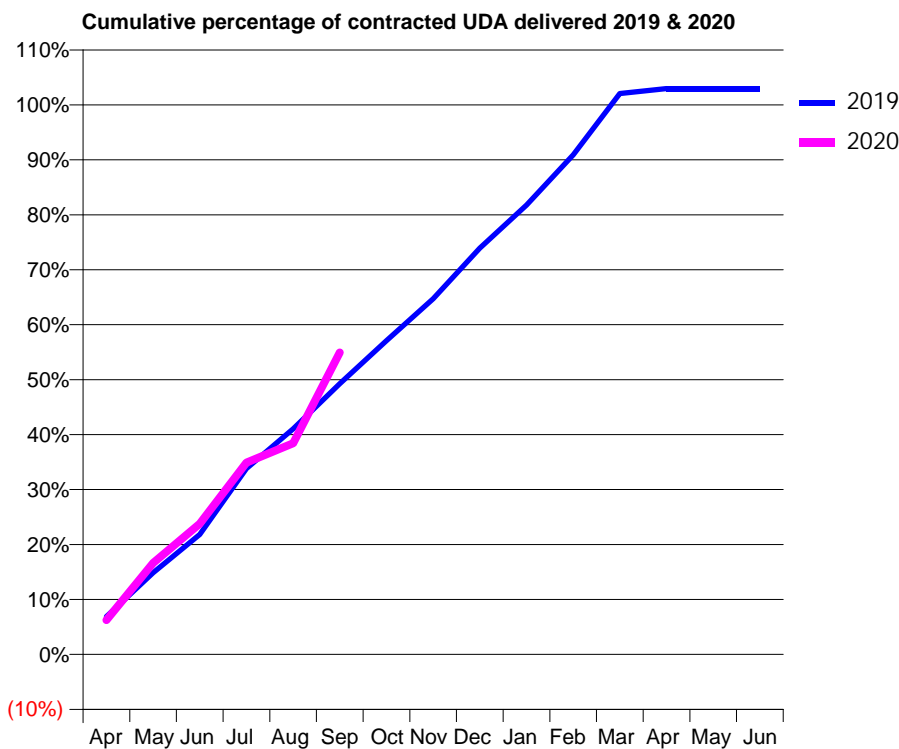
19/20 Contracted general activity (UDA)	8,970
Carry forward general activity (UDA)	-179
19/20 Contracted orthodontic activity (UOA)	0
Carry forward orthodontic activity (UOA)	0
Baseline contract value	£192,779.61

### ACCESS\*

Patients seen in 24 months	Total	Change since previous quarter
Quarter ending September 2018	3,935	
Quarter ending December 2018	3,968	→
Quarter ending March 2019	3,979	→
Quarter ending June 2019	3,963	→
Quarter ending September 2019	3,894	↓
<b>Variance since September 2018</b>	<b>(1.0%)</b>	<b>↓</b>



### ACTIVITY



Month	Adjusted Scheduled Activity (UDA)	
	2019	2020
April	617	561
May	1,332	1,491
June	1,958	2,134
July	3,033	3,131
August	3,681	3,447
September	4,418	4,928
October	5,121	
November	5,807	
December	6,631	
January	7,335	
February	8,153	
March	9,155	
April	9,236	
May	9,236	
June	9,236	

### QUALITY

	Quantity	Base Number	Contract	AT	Region	England
% of FP17s for the same patient ID Re-attending within 3 months - Children	35	832	4.2%	9.9%	11.3%	11.5%
% of FP17s for the same patient ID Re-attending within 3 months - Adults	210	2,126	9.9%	14.4%	14.7%	15.4%
% of FP17s for the same patient ID Re-attending between 3 & 9 months - Children	583	832	70.1%	53.5%	60.8%	59.7%
% of FP17s for the same patient ID Re-attending between 3 & 9 months - Adults	1,403	2,126	66.0%	48.5%	52.8%	51.7%
% of FP17s for Band 1 Urgent Courses	168	2,890	5.8%	8.3%	8.2%	9.2%
% of FP17s Relating to Free Repair or Replacements	7	2,890	0.2%	0.7%	0.7%	0.7%
% of FP17s Relating to Continuations	13	2,890	0.4%	0.7%	0.8%	0.8%
% of Patients satisfied with the dentistry they have received	0	0	N/A	92.9%	93.2%	93.5%
% of Patients satisfied with the time they had to wait for an appointment	0	0	N/A	91.6%	88.5%	87.4%

\* This is based on patients treated on this contract for their most recent course of treatment. Figures in italics indicate the base number of FP17s or Patient Questionnaire responses are less than 100. N/A is shown where the base number of responses is less than 10 during the period. % is calculated as Quantity/Base number\*100

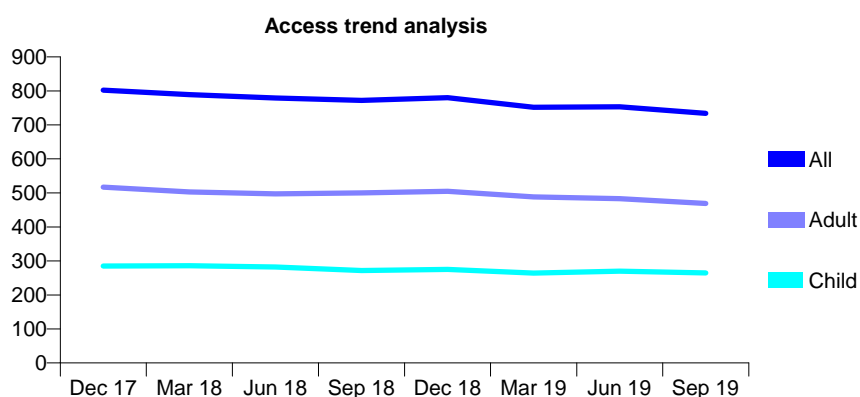
## Q54 - Vital Signs At a Glance Contract Report for 145289/0001 - September 2019

Name or company name	Miss P Sanghera
Contract type name	GDS Contract
Purpose of contract	General
Contract start date	01/07/2010
Contract end date	

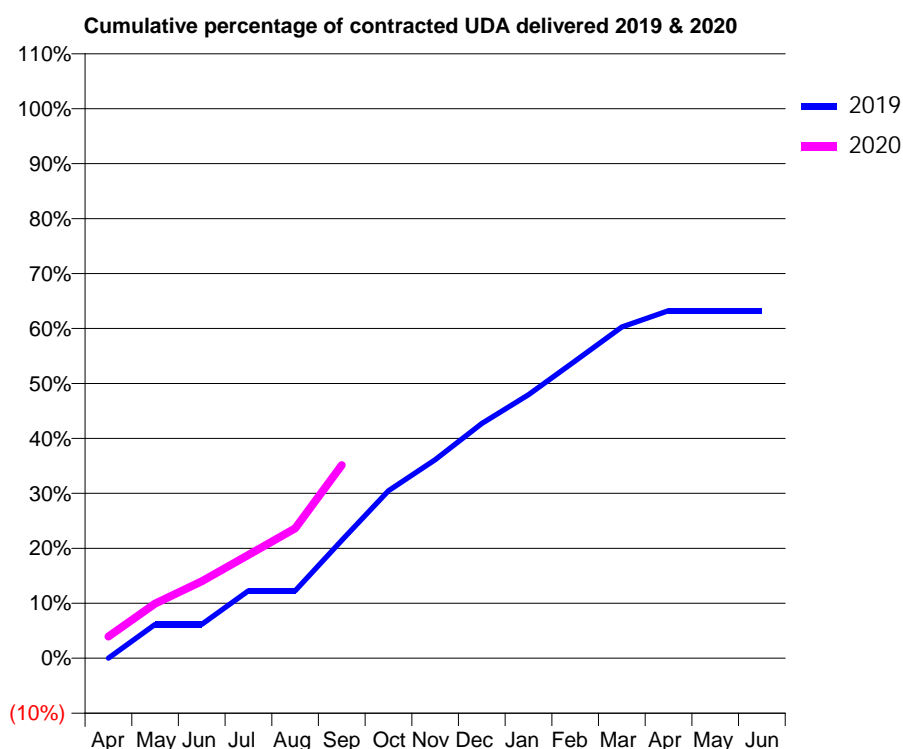
19/20 Contracted general activity (UDA)	2,100
Carry forward general activity (UDA)	0
19/20 Contracted orthodontic activity (UOA)	0
Carry forward orthodontic activity (UOA)	0
Baseline contract value	£50,070.80

### ACCESS\*

Patients seen in 24 months	Total	Change since previous quarter
Quarter ending September 2018	772	
Quarter ending December 2018	780	→
Quarter ending March 2019	752	↓
Quarter ending June 2019	753	→
Quarter ending September 2019	734	↓
<b>Variance since September 2018</b>	<b>(4.9%)</b>	<b>↓</b>



### ACTIVITY



Month	2019	2020
April	0	83
May	172	209
June	172	294
July	344	395
August	344	497
September	600	738
October	853	
November	1,011	
December	1,196	
January	1,343	
February	1,515	
March	1,687	
April	1,771	
May	1,771	
June	1,771	

### QUALITY

	Quantity	Base Number	Contract	AT	Region	England
% of FP17s for the same patient ID Re-attending within 3 months - Children	7	166	4.2%	9.9%	11.3%	11.5%
% of FP17s for the same patient ID Re-attending within 3 months - Adults	38	306	12.4%	14.4%	14.7%	15.4%
% of FP17s for the same patient ID Re-attending between 3 & 9 months - Children	111	166	66.9%	53.5%	60.8%	59.7%
% of FP17s for the same patient ID Re-attending between 3 & 9 months - Adults	192	306	62.7%	48.5%	52.8%	51.7%
% of FP17s for Band 1 Urgent Courses	4	430	0.9%	8.3%	8.2%	9.2%
% of FP17s Relating to Free Repair or Replacements	2	430	0.5%	0.7%	0.7%	0.7%
% of FP17s Relating to Continuations	3	430	0.7%	0.7%	0.8%	0.8%
% of Patients satisfied with the dentistry they have received	0	0	N/A	92.9%	93.2%	93.5%
% of Patients satisfied with the time they had to wait for an appointment	0	0	N/A	91.6%	88.5%	87.4%

\* This is based on patients treated on this contract for their most recent course of treatment.

Figures in italics indicate the base number of FP17s or Patient Questionnaire responses are less than 100. N/A is shown where the base number of responses is less than 10 during the period. % is calculated as Quantity/Base number\*100

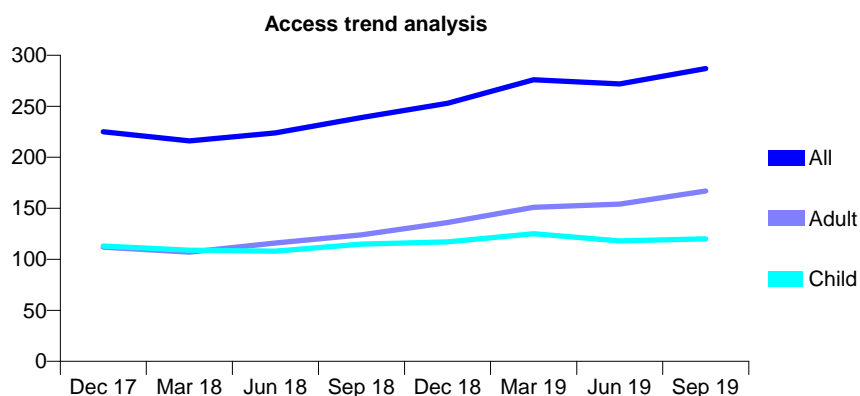
## Q54 - Vital Signs At a Glance Contract Report for 148733/0001 - September 2019

Name or company name	Morgan Dental
Contract type name	GDS Contract
Purpose of contract	General and Orthodontic
Contract start date	01/10/2013
Contract end date	

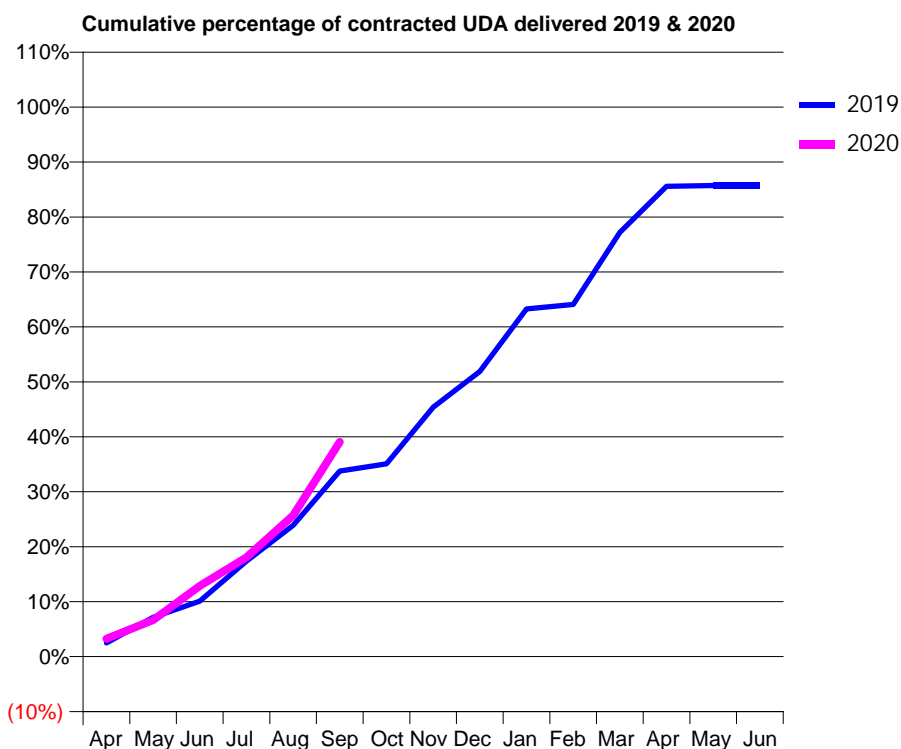
19/20 Contracted general activity (UDA)	773
Carry forward general activity (UDA)	0
19/20 Contracted orthodontic activity (UOA)	900
Carry forward orthodontic activity (UOA)	-15
Baseline contract value	£81,160.65

### ACCESS\*

Patients seen in 24 months	Total	Change since previous quarter
Quarter ending September 2018	239	
Quarter ending December 2018	253	↑
Quarter ending March 2019	276	↑
Quarter ending June 2019	272	↓
Quarter ending September 2019	287	↑
<b>Variance since September 2018</b>	<b>20.1%</b>	<b>↑</b>



### ACTIVITY



Month	Adjusted Scheduled Activity (UDA)	
	2019	2020
April	19	25
May	55	51
June	78	100
July	134	140
August	185	199
September	261	302
October	271	
November	351	
December	401	
January	489	
February	495	
March	597	
April	662	
May	663	
June	663	

### QUALITY

	Quantity	Base Number	Contract	AT	Region	England
% of FP17s for the same patient ID Re-attending within 3 months - Children	5	140	3.6%	9.9%	11.3%	11.5%
% of FP17s for the same patient ID Re-attending within 3 months - Adults	17	106	16.0%	14.4%	14.7%	15.4%
% of FP17s for the same patient ID Re-attending between 3 & 9 months - Children	41	140	29.3%	53.5%	60.8%	59.7%
% of FP17s for the same patient ID Re-attending between 3 & 9 months - Adults	52	106	49.1%	48.5%	52.8%	51.7%
% of FP17s for Band 1 Urgent Courses	5	159	3.1%	8.3%	8.2%	9.2%
% of FP17s Relating to Free Repair or Replacements	0	159	0.0%	0.7%	0.7%	0.7%
% of FP17s Relating to Continuations	9	159	5.7%	0.7%	0.8%	0.8%
% of Patients satisfied with the dentistry they have received	0	0	N/A	92.9%	93.2%	93.5%
% of Patients satisfied with the time they had to wait for an appointment	0	0	N/A	91.6%	88.5%	87.4%

\* This is based on patients treated on this contract for their most recent course of treatment. Figures in italics indicate the base number of FP17s or Patient Questionnaire responses are less than 100. N/A is shown where the base number of responses is less than 10 during the period. % is calculated as Quantity/Base number\*100

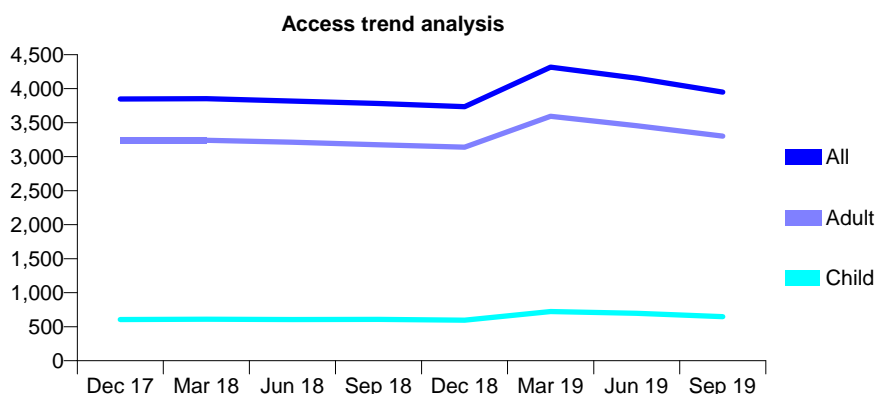
## Q54 - Vital Signs At a Glance Contract Report for 149012/0001 - September 2019

Name or company name	Castle View Dental Practice Limited
Contract type name	GDS Contract
Purpose of contract	General
Contract start date	01/01/2007
Contract end date	

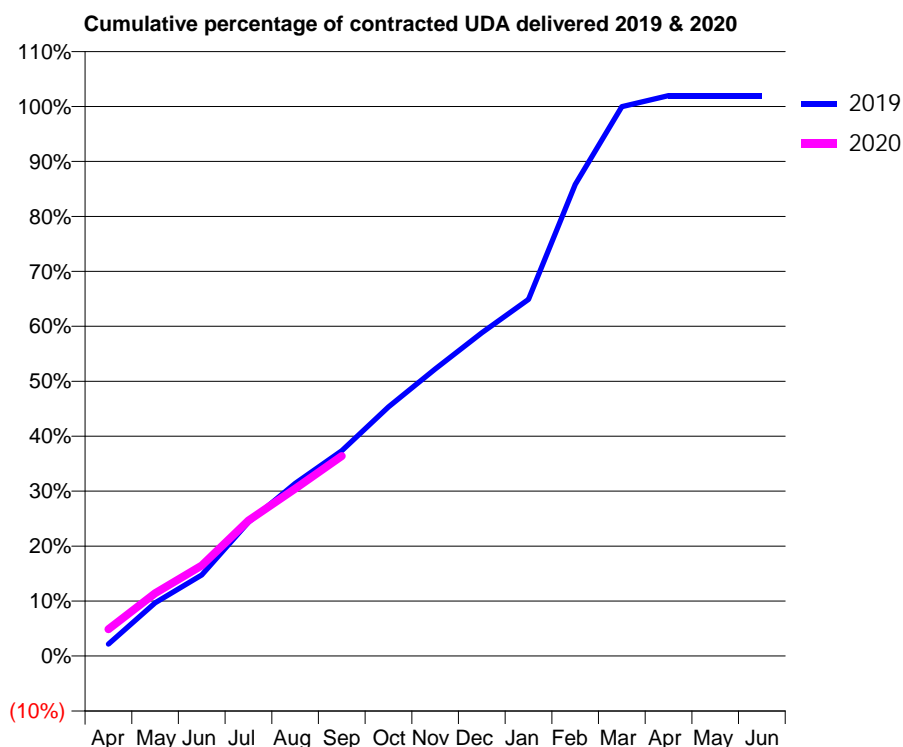
19/20 Contracted general activity (UDA)	12,928
Carry forward general activity (UDA)	-254
19/20 Contracted orthodontic activity (UOA)	0
Carry forward orthodontic activity (UOA)	0
Baseline contract value	£380,328.00

### ACCESS\*

Patients seen in 24 months	Total	Change since previous quarter
Quarter ending September 2018	3,784	
Quarter ending December 2018	3,737	↓
Quarter ending March 2019	4,316	↑
Quarter ending June 2019	4,153	↓
Quarter ending September 2019	3,950	↓
<b>Variance since September 2018</b>	<b>4.4%</b>	<b>↑</b>



### ACTIVITY



Month	Adjusted Scheduled Activity (UDA)	
	2019	2020
April	282	633
May	1,254	1,479
June	1,905	2,128
July	3,149	3,185
August	4,063	3,934
September	4,830	4,705
October	5,861	
November	6,751	
December	7,602	
January	8,391	
February	11,093	
March	12,924	
April	13,182	
May	13,182	
June	13,183	

### QUALITY

	Quantity	Base Number	Contract	AT	Region	England
% of FP17s for the same patient ID Re-attending within 3 months - Children	11	330	3.3%	9.9%	11.3%	11.5%
% of FP17s for the same patient ID Re-attending within 3 months - Adults	167	1,773	9.4%	14.4%	14.7%	15.4%
% of FP17s for the same patient ID Re-attending between 3 & 9 months - Children	195	330	59.1%	53.5%	60.8%	59.7%
% of FP17s for the same patient ID Re-attending between 3 & 9 months - Adults	1,054	1,773	59.4%	48.5%	52.8%	51.7%
% of FP17s for Band 1 Urgent Courses	114	1,937	5.9%	8.3%	8.2%	9.2%
% of FP17s Relating to Free Repair or Replacements	12	1,937	0.6%	0.7%	0.7%	0.7%
% of FP17s Relating to Continuations	0	1,937	0.0%	0.7%	0.8%	0.8%
% of Patients satisfied with the dentistry they have received	1	2	N/A	92.9%	93.2%	93.5%
% of Patients satisfied with the time they had to wait for an appointment	2	2	N/A	91.6%	88.5%	87.4%

\* This is based on patients treated on this contract for their most recent course of treatment. Figures in italics indicate the base number of FP17s or Patient Questionnaire responses are less than 100. N/A is shown where the base number of responses is less than 10 during the period. % is calculated as Quantity/Base number\*100



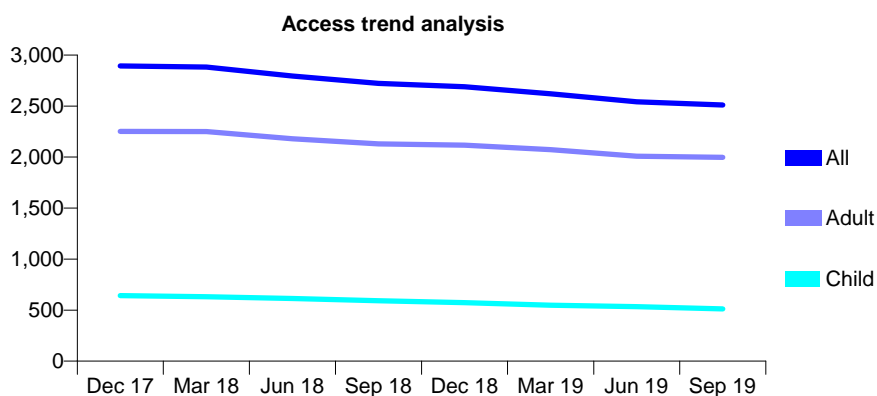
## Q54 - Vital Signs At a Glance Contract Report for 150223/0001 - September 2019

Name or company name	Qamar Dental
Contract type name	GDS Contract
Purpose of contract	General
Contract start date	02/08/2013
Contract end date	

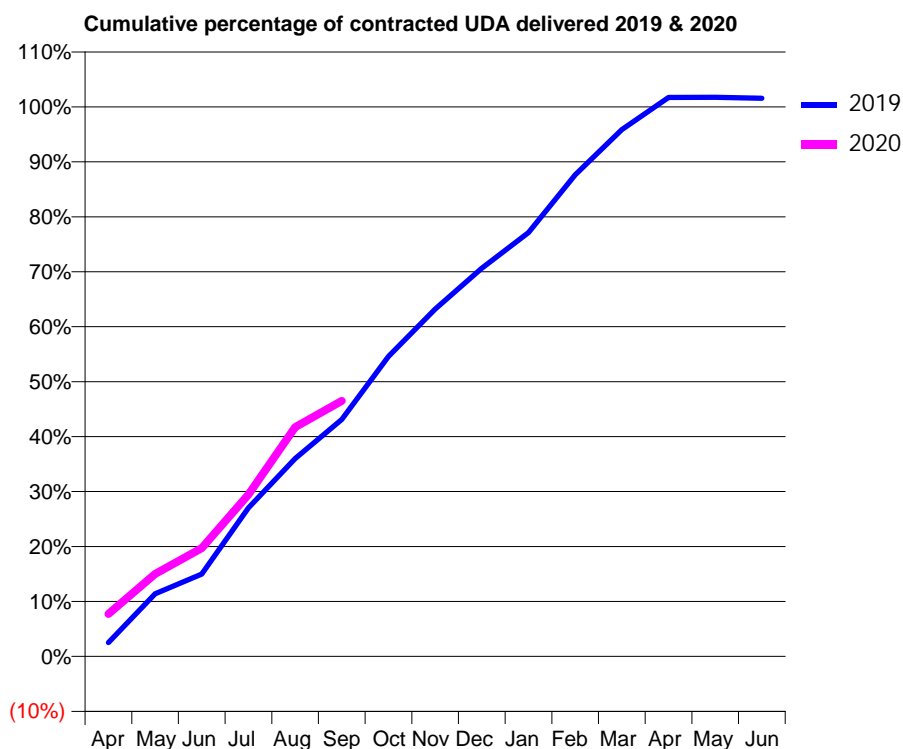
19/20 Contracted general activity (UDA)	8,026
Carry forward general activity (UDA)	-125
19/20 Contracted orthodontic activity (UOA)	0
Carry forward orthodontic activity (UOA)	0
Baseline contract value	£245,669.60

### ACCESS\*

Patients seen in 24 months	Total	Change since previous quarter
Quarter ending September 2018	2,722	
Quarter ending December 2018	2,690	↓
Quarter ending March 2019	2,620	↓
Quarter ending June 2019	2,542	↓
Quarter ending September 2019	2,510	↓
<b>Variance since September 2018</b>	<b>(7.8%)</b>	<b>↓</b>



### ACTIVITY



Month	2019	2020
April	203	620
May	917	1,204
June	1,203	1,583
July	2,171	2,365
August	2,889	3,349
September	3,459	3,733
October	4,382	
November	5,073	
December	5,668	
January	6,190	
February	7,034	
March	7,695	
April	8,164	
May	8,166	
June	8,152	

### QUALITY

	Quantity	Base Number	Contract	AT	Region	England
% of FP17s for the same patient ID Re-attending within 3 months - Children	17	288	5.9%	9.9%	11.3%	11.5%
% of FP17s for the same patient ID Re-attending within 3 months - Adults	224	1,226	18.3%	14.4%	14.7%	15.4%
% of FP17s for the same patient ID Re-attending between 3 & 9 months - Children	129	288	44.8%	53.5%	60.8%	59.7%
% of FP17s for the same patient ID Re-attending between 3 & 9 months - Adults	604	1,226	49.3%	48.5%	52.8%	51.7%
% of FP17s for Band 1 Urgent Courses	155	1,349	11.5%	8.3%	8.2%	9.2%
% of FP17s Relating to Free Repair or Replacements	7	1,349	0.5%	0.7%	0.7%	0.7%
% of FP17s Relating to Continuations	0	1,349	0.0%	0.7%	0.8%	0.8%
% of Patients satisfied with the dentistry they have received	1	1	N/A	92.9%	93.2%	93.5%
% of Patients satisfied with the time they had to wait for an appointment	1	1	N/A	91.6%	88.5%	87.4%

\* This is based on patients treated on this contract for their most recent course of treatment. Figures in italics indicate the base number of FP17s or Patient Questionnaire responses are less than 100. N/A is shown where the base number of responses is less than 10 during the period. % is calculated as Quantity/Base number\*100

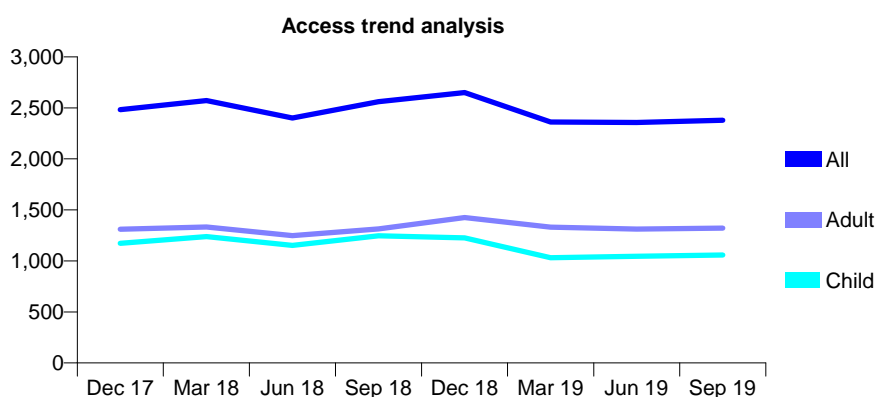
## Q54 - Vital Signs At a Glance Contract Report for 150339/0001 - September 2019

Name or company name	Mr H Ahmed
Contract type name	GDS Contract
Purpose of contract	General
Contract start date	01/04/2006
Contract end date	

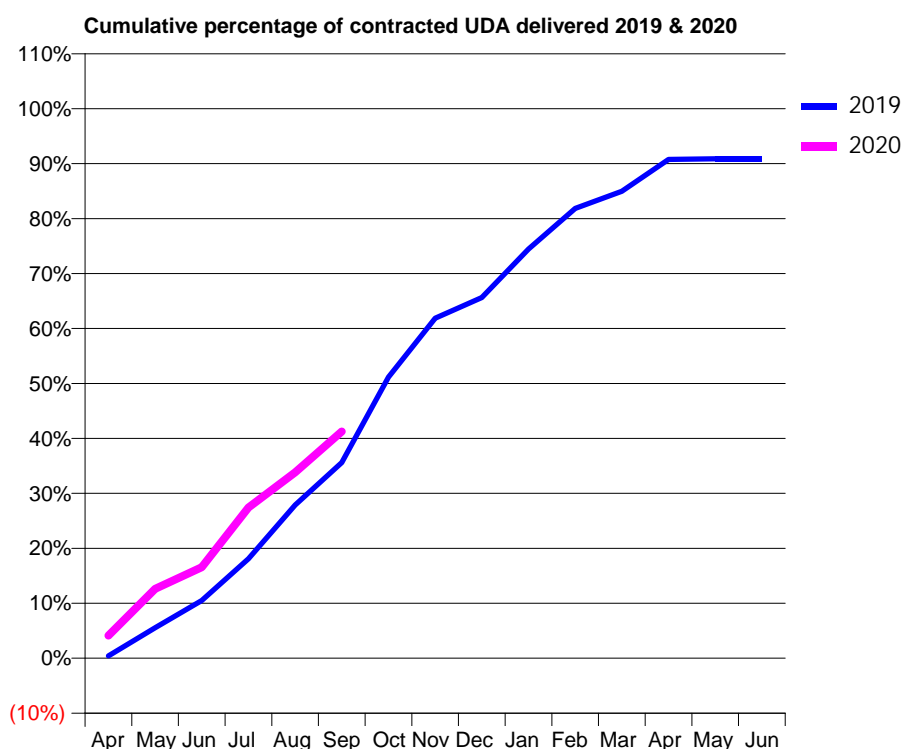
19/20 Contracted general activity (UDA)	10,078
Carry forward general activity (UDA)	0
19/20 Contracted orthodontic activity (UOA)	0
Carry forward orthodontic activity (UOA)	0
Baseline contract value	£257,645.79

### ACCESS\*

Patients seen in 24 months	Total	Change since previous quarter
Quarter ending September 2018	2,562	
Quarter ending December 2018	2,650	↑
Quarter ending March 2019	2,362	↓
Quarter ending June 2019	2,357	→
Quarter ending September 2019	2,379	→
<b>Variance since September 2018</b>	<b>(7.1%)</b>	<b>↓</b>



### ACTIVITY



Adjusted Scheduled Activity (UDA)		
Month	2019	2020
April	43	417
May	559	1,274
June	1,059	1,669
July	1,825	2,766
August	2,810	3,410
September	3,589	4,156
October	5,155	
November	6,234	
December	6,614	
January	7,501	
February	8,247	
March	8,562	
April	9,146	
May	9,158	
June	9,158	

### QUALITY

	Quantity	Base Number	Contract	AT	Region	England
% of FP17s for the same patient ID Re-attending within 3 months - Children	31	597	5.2%	9.9%	11.3%	11.5%
% of FP17s for the same patient ID Re-attending within 3 months - Adults	81	678	11.9%	14.4%	14.7%	15.4%
% of FP17s for the same patient ID Re-attending between 3 & 9 months - Children	179	597	30.0%	53.5%	60.8%	59.7%
% of FP17s for the same patient ID Re-attending between 3 & 9 months - Adults	167	678	24.6%	48.5%	52.8%	51.7%
% of FP17s for Band 1 Urgent Courses	72	1,134	6.3%	8.3%	8.2%	9.2%
% of FP17s Relating to Free Repair or Replacements	9	1,134	0.8%	0.7%	0.7%	0.7%
% of FP17s Relating to Continuations	4	1,134	0.4%	0.7%	0.8%	0.8%
% of Patients satisfied with the dentistry they have received	0	1	N/A	92.9%	93.2%	93.5%
% of Patients satisfied with the time they had to wait for an appointment	0	1	N/A	91.6%	88.5%	87.4%

\* This is based on patients treated on this contract for their most recent course of treatment. Figures in italics indicate the base number of FP17s or Patient Questionnaire responses are less than 100. N/A is shown where the base number of responses is less than 10 during the period. % is calculated as Quantity/Base number\*100

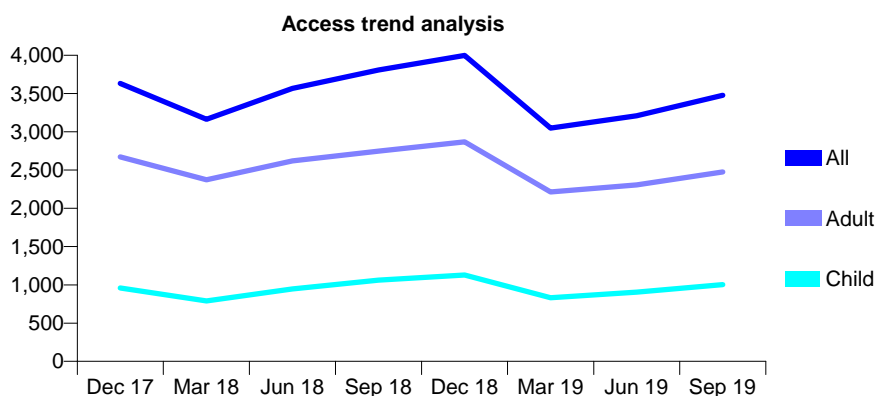
## Q54 - Vital Signs At a Glance Contract Report for 150665/0001 - September 2019

Name or company name	Shaw & Jandu Dental Practice
Contract type name	GDS Contract
Purpose of contract	General and Orthodontic
Contract start date	01/04/2009
Contract end date	

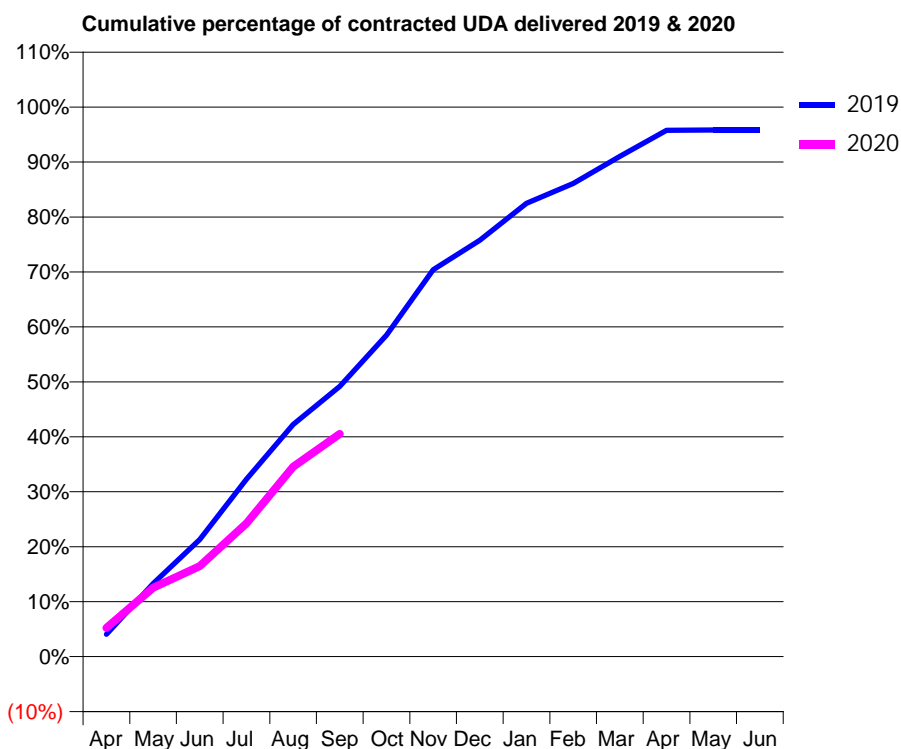
19/20 Contracted general activity (UDA)	10,110
Carry forward general activity (UDA)	0
19/20 Contracted orthodontic activity (UOA)	723
Carry forward orthodontic activity (UOA)	-5
Baseline contract value	£267,377.83

### ACCESS\*

Patients seen in 24 months	Total	Change since previous quarter
Quarter ending September 2018	3,808	
Quarter ending December 2018	3,997	↑
Quarter ending March 2019	3,047	↓
Quarter ending June 2019	3,210	↑
Quarter ending September 2019	3,478	↑
<b>Variance since September 2018</b>	<b>(8.7%)</b>	<b>↓</b>



### ACTIVITY



Month	Adjusted Scheduled Activity (UDA)	
	2019	2020
April	410	529
May	1,344	1,268
June	2,153	1,664
July	3,264	2,452
August	4,269	3,495
September	4,972	4,097
October	5,914	
November	7,119	
December	7,661	
January	8,340	
February	8,703	
March	9,200	
April	9,681	
May	9,686	
June	9,686	

### QUALITY

	Quantity	Base Number	Contract	AT	Region	England
% of FP17s for the same patient ID Re-attending within 3 months - Children	30	845	3.6%	9.9%	11.3%	11.5%
% of FP17s for the same patient ID Re-attending within 3 months - Adults	162	2,027	8.0%	14.4%	14.7%	15.4%
% of FP17s for the same patient ID Re-attending between 3 & 9 months - Children	347	845	41.1%	53.5%	60.8%	59.7%
% of FP17s for the same patient ID Re-attending between 3 & 9 months - Adults	867	2,027	42.8%	48.5%	52.8%	51.7%
% of FP17s for Band 1 Urgent Courses	171	2,607	6.6%	8.3%	8.2%	9.2%
% of FP17s Relating to Free Repair or Replacements	19	2,607	0.7%	0.7%	0.7%	0.7%
% of FP17s Relating to Continuations	7	2,607	0.3%	0.7%	0.8%	0.8%
% of Patients satisfied with the dentistry they have received	1	1	N/A	92.9%	93.2%	93.5%
% of Patients satisfied with the time they had to wait for an appointment	1	1	N/A	91.6%	88.5%	87.4%

\* This is based on patients treated on this contract for their most recent course of treatment. Figures in italics indicate the base number of FP17s or Patient Questionnaire responses are less than 100. N/A is shown where the base number of responses is less than 10 during the period. % is calculated as Quantity/Base number\*100

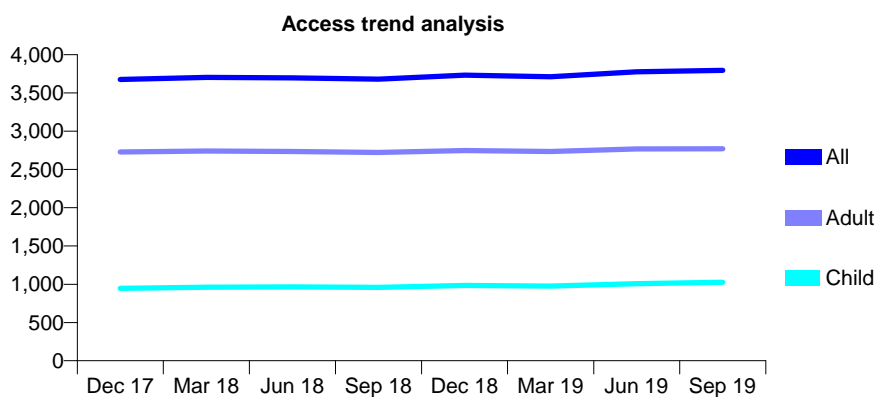
## Q54 - Vital Signs At a Glance Contract Report for 151351/0001 - September 2019

Name or company name	Dr N Hayre and Dr AP Najran
Contract type name	GDS Contract
Purpose of contract	General
Contract start date	01/10/2011
Contract end date	

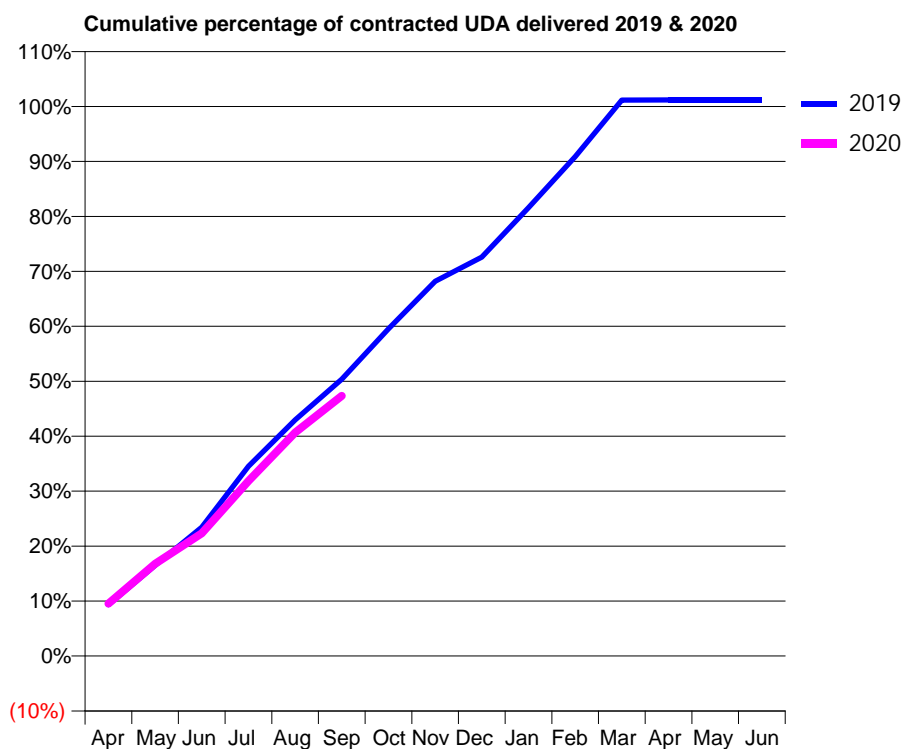
19/20 Contracted general activity (UDA)	11,705
Carry forward general activity (UDA)	-138
19/20 Contracted orthodontic activity (UOA)	0
Carry forward orthodontic activity (UOA)	0
Baseline contract value	£261,918.15

### ACCESS\*

Patients seen in 24 months	Total	Change since previous quarter
Quarter ending September 2018	3,680	
Quarter ending December 2018	3,732	→
Quarter ending March 2019	3,711	→
Quarter ending June 2019	3,776	→
Quarter ending September 2019	3,795	→
<b>Variance since September 2018</b>	<b>3.1%</b>	<b>↑</b>



### ACTIVITY



Month	Adjusted Scheduled Activity (UDA)	
	2019	2020
April	1,092	1,119
May	1,931	1,966
June	2,743	2,613
July	4,041	3,728
August	5,029	4,762
September	5,896	5,542
October	6,969	
November	7,980	
December	8,499	
January	9,549	
February	10,637	
March	11,840	
April	11,844	
May	11,844	
June	11,844	

### QUALITY

	Quantity	Base Number	Contract	AT	Region	England
% of FP17s for the same patient ID Re-attending within 3 months - Children	44	813	5.4%	9.9%	11.3%	11.5%
% of FP17s for the same patient ID Re-attending within 3 months - Adults	182	1,986	9.2%	14.4%	14.7%	15.4%
% of FP17s for the same patient ID Re-attending between 3 & 9 months - Children	538	813	66.2%	53.5%	60.8%	59.7%
% of FP17s for the same patient ID Re-attending between 3 & 9 months - Adults	1,269	1,986	63.9%	48.5%	52.8%	51.7%
% of FP17s for Band 1 Urgent Courses	139	2,795	5.0%	8.3%	8.2%	9.2%
% of FP17s Relating to Free Repair or Replacements	8	2,795	0.3%	0.7%	0.7%	0.7%
% of FP17s Relating to Continuations	5	2,795	0.2%	0.7%	0.8%	0.8%
% of Patients satisfied with the dentistry they have received	0	0	N/A	92.9%	93.2%	93.5%
% of Patients satisfied with the time they had to wait for an appointment	0	0	N/A	91.6%	88.5%	87.4%

\* This is based on patients treated on this contract for their most recent course of treatment. Figures in italics indicate the base number of FP17s or Patient Questionnaire responses are less than 100. N/A is shown where the base number of responses is less than 10 during the period. % is calculated as Quantity/Base number\*100

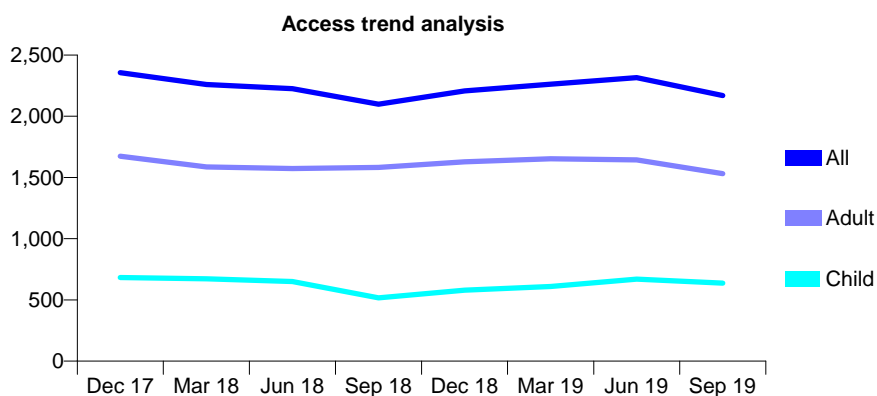
## Q54 - Vital Signs At a Glance Contract Report for 154873/0001 - September 2019

Name or company name	Dental Clinique Ltd
Contract type name	GDS Contract
Purpose of contract	General
Contract start date	01/04/2011
Contract end date	

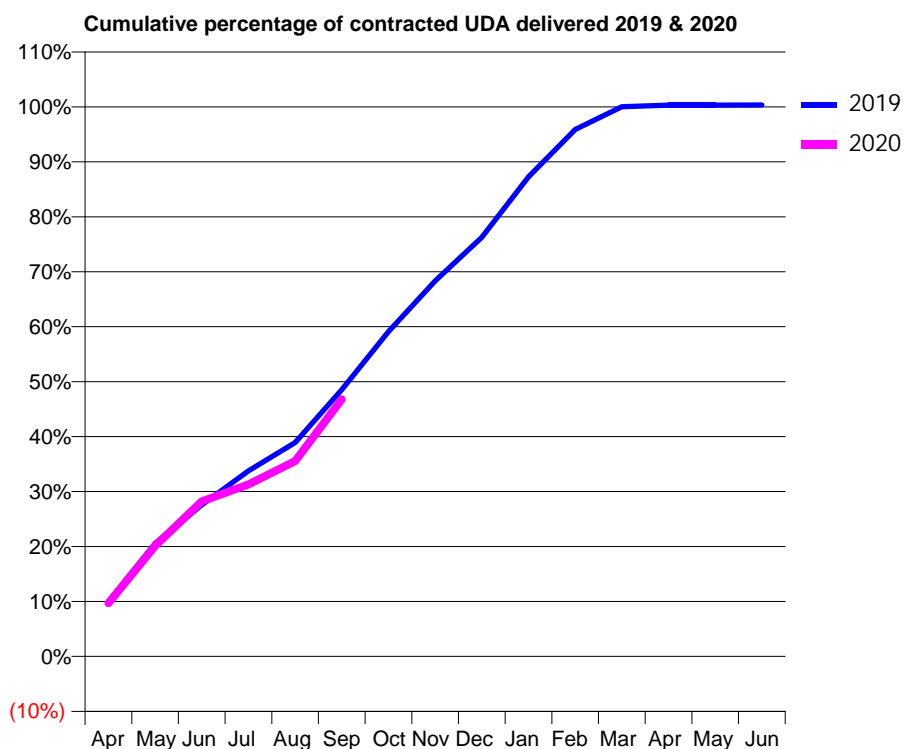
19/20 Contracted general activity (UDA)	6,928
Carry forward general activity (UDA)	-22
19/20 Contracted orthodontic activity (UOA)	0
Carry forward orthodontic activity (UOA)	0
Baseline contract value	£200,372.60

### ACCESS\*

Patients seen in 24 months	Total	Change since previous quarter
Quarter ending September 2018	2,099	
Quarter ending December 2018	2,208	↑
Quarter ending March 2019	2,262	↑
Quarter ending June 2019	2,315	↑
Quarter ending September 2019	2,169	↓
<b>Variance since September 2018</b>	<b>3.3%</b>	<b>↑</b>



### ACTIVITY



Month	Adjusted Scheduled Activity (UDA)	
	2019	2020
April	688	672
May	1,425	1,393
June	1,909	1,954
July	2,340	2,168
August	2,696	2,462
September	3,362	3,241
October	4,094	
November	4,734	
December	5,284	
January	6,045	
February	6,644	
March	6,928	
April	6,950	
May	6,950	
June	6,951	

### QUALITY

	Quantity	Base Number	Contract	AT	Region	England
% of FP17s for the same patient ID Re-attending within 3 months - Children	31	520	6.0%	9.9%	11.3%	11.5%
% of FP17s for the same patient ID Re-attending within 3 months - Adults	88	936	9.4%	14.4%	14.7%	15.4%
% of FP17s for the same patient ID Re-attending between 3 & 9 months - Children	228	520	43.8%	53.5%	60.8%	59.7%
% of FP17s for the same patient ID Re-attending between 3 & 9 months - Adults	447	936	47.8%	48.5%	52.8%	51.7%
% of FP17s for Band 1 Urgent Courses	89	1,445	6.2%	8.3%	8.2%	9.2%
% of FP17s Relating to Free Repair or Replacements	5	1,445	0.3%	0.7%	0.7%	0.7%
% of FP17s Relating to Continuations	4	1,445	0.3%	0.7%	0.8%	0.8%
% of Patients satisfied with the dentistry they have received	1	1	N/A	92.9%	93.2%	93.5%
% of Patients satisfied with the time they had to wait for an appointment	1	1	N/A	91.6%	88.5%	87.4%

\* This is based on patients treated on this contract for their most recent course of treatment. Figures in italics indicate the base number of FP17s or Patient Questionnaire responses are less than 100. N/A is shown where the base number of responses is less than 10 during the period. % is calculated as Quantity/Base number\*100

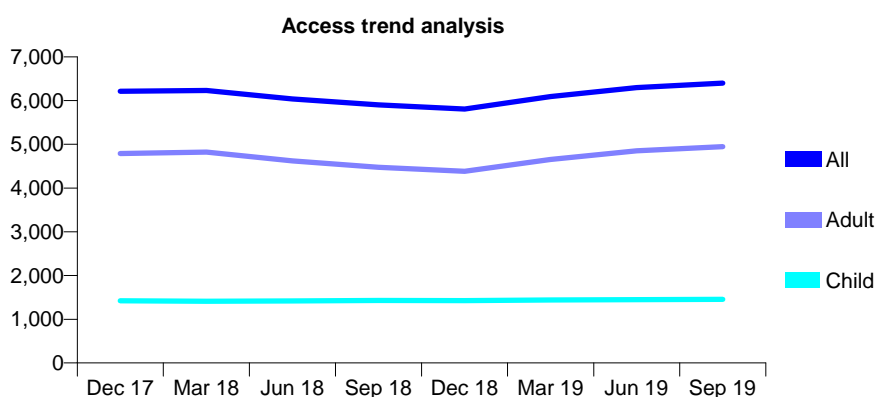
## Q54 - Vital Signs At a Glance Contract Report for 155861/0001 - September 2019

Name or company name	P & A Bhandal
Contract type name	GDS Contract
Purpose of contract	General and Orthodontic
Contract start date	25/02/2011
Contract end date	

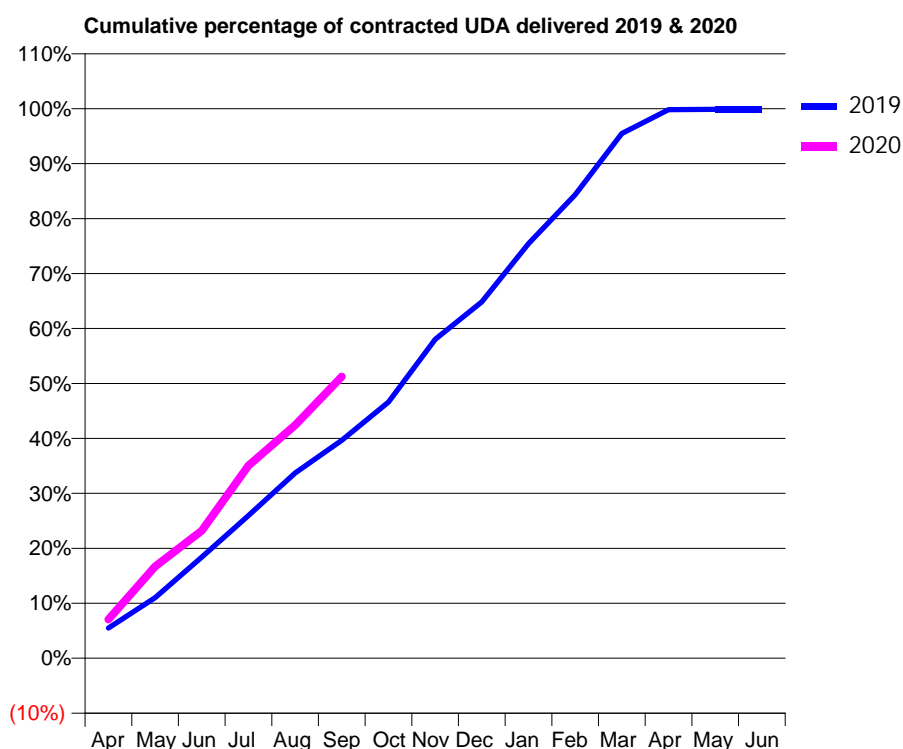
19/20 Contracted general activity (UDA)	16,221
Carry forward general activity (UDA)	20
19/20 Contracted orthodontic activity (UOA)	554
Carry forward orthodontic activity (UOA)	-11
Baseline contract value	£392,447.06

### ACCESS\*

Patients seen in 24 months	Total	Change since previous quarter
Quarter ending September 2018	5,901	
Quarter ending December 2018	5,807	↓
Quarter ending March 2019	6,092	↑
Quarter ending June 2019	6,298	↑
Quarter ending September 2019	6,401	→
<b>Variance since September 2018</b>	<b>8.5%</b>	<b>↑</b>



### ACTIVITY



Month	2019	2020
April	893	1,147
May	1,789	2,709
June	2,986	3,760
July	4,209	5,686
August	5,470	6,881
September	6,436	8,310
October	7,561	
November	9,413	
December	10,517	
January	12,235	
February	13,683	
March	15,489	
April	16,193	
May	16,201	
June	16,200	

### QUALITY

	Quantity	Base Number	Contract	AT	Region	England
% of FP17s for the same patient ID Re-attending within 3 months - Children	103	1,118	9.2%	9.9%	11.3%	11.5%
% of FP17s for the same patient ID Re-attending within 3 months - Adults	320	2,709	11.8%	14.4%	14.7%	15.4%
% of FP17s for the same patient ID Re-attending between 3 & 9 months - Children	652	1,118	58.3%	53.5%	60.8%	59.7%
% of FP17s for the same patient ID Re-attending between 3 & 9 months - Adults	1,248	2,709	46.1%	48.5%	52.8%	51.7%
% of FP17s for Band 1 Urgent Courses	239	3,419	7.0%	8.3%	8.2%	9.2%
% of FP17s Relating to Free Repair or Replacements	8	3,419	0.2%	0.7%	0.7%	0.7%
% of FP17s Relating to Continuations	10	3,419	0.3%	0.7%	0.8%	0.8%
% of Patients satisfied with the dentistry they have received	1	1	N/A	92.9%	93.2%	93.5%
% of Patients satisfied with the time they had to wait for an appointment	1	1	N/A	91.6%	88.5%	87.4%

\* This is based on patients treated on this contract for their most recent course of treatment.

Figures in italics indicate the base number of FP17s or Patient Questionnaire responses are less than 100. N/A is shown where the base number of responses is less than 10 during the period. % is calculated as Quantity/Base number\*100

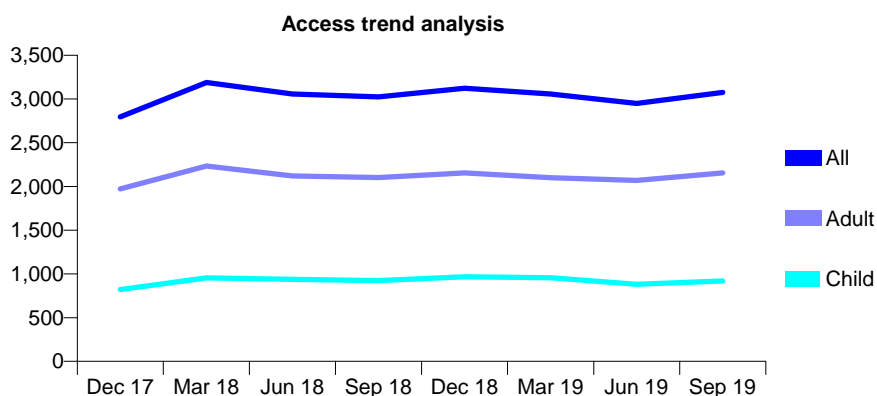
## Q54 - Vital Signs At a Glance Contract Report for 157422/0001 - September 2019

Name or company name	Priory Dental Practice
Contract type name	GDS Contract
Purpose of contract	General
Contract start date	01/03/2009
Contract end date	

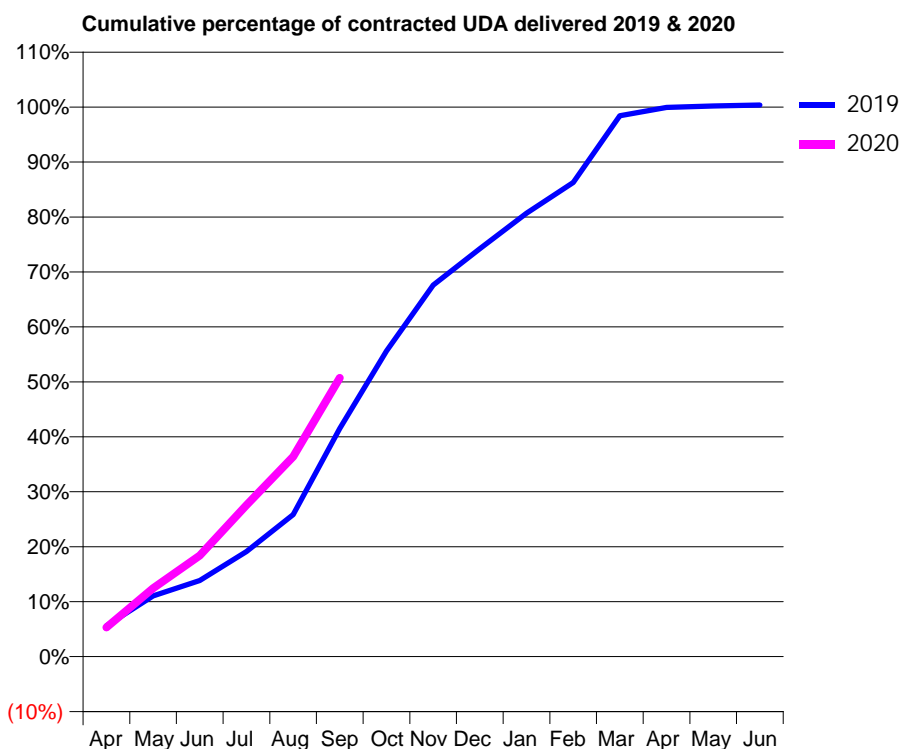
19/20 Contracted general activity (UDA)	5,749
Carry forward general activity (UDA)	-20
19/20 Contracted orthodontic activity (UOA)	0
Carry forward orthodontic activity (UOA)	0
Baseline contract value	£157,621.91

### ACCESS\*

Patients seen in 24 months	Total	Change since previous quarter
Quarter ending September 2018	3,025	
Quarter ending December 2018	3,122	↑
Quarter ending March 2019	3,057	↓
Quarter ending June 2019	2,948	↓
Quarter ending September 2019	3,075	↑
<b>Variance since September 2018</b>	<b>1.7%</b>	<b>→</b>



### ACTIVITY



Month	Adjusted Scheduled Activity (UDA)	
	2019	2020
April	323	307
May	635	717
June	796	1,058
July	1,099	1,586
August	1,486	2,092
September	2,386	2,914
October	3,197	
November	3,886	
December	4,266	
January	4,638	
February	4,960	
March	5,658	
April	5,746	
May	5,760	
June	5,769	

### QUALITY

	Quantity	Base Number	Contract	AT	Region	England
% of FP17s for the same patient ID Re-attending within 3 months - Children	21	663	3.2%	9.9%	11.3%	11.5%
% of FP17s for the same patient ID Re-attending within 3 months - Adults	111	1,039	10.7%	14.4%	14.7%	15.4%
% of FP17s for the same patient ID Re-attending between 3 & 9 months - Children	367	663	55.4%	53.5%	60.8%	59.7%
% of FP17s for the same patient ID Re-attending between 3 & 9 months - Adults	386	1,039	37.2%	48.5%	52.8%	51.7%
% of FP17s for Band 1 Urgent Courses	80	1,389	5.8%	8.3%	8.2%	9.2%
% of FP17s Relating to Free Repair or Replacements	19	1,389	1.4%	0.7%	0.7%	0.7%
% of FP17s Relating to Continuations	6	1,389	0.4%	0.7%	0.8%	0.8%
% of Patients satisfied with the dentistry they have received	3	3	N/A	92.9%	93.2%	93.5%
% of Patients satisfied with the time they had to wait for an appointment	3	3	N/A	91.6%	88.5%	87.4%

\* This is based on patients treated on this contract for their most recent course of treatment. Figures in italics indicate the base number of FP17s or Patient Questionnaire responses are less than 100. N/A is shown where the base number of responses is less than 10 during the period. % is calculated as Quantity/Base number\*100

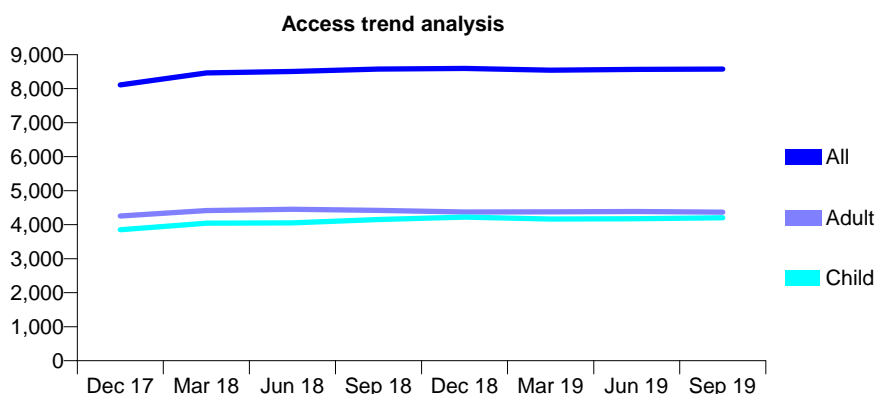
## Q54 - Vital Signs At a Glance Contract Report for 158054/0001 - September 2019

Name or company name	Ward End Dental Practice Partnership
Contract type name	GDS Contract
Purpose of contract	General
Contract start date	01/04/2007
Contract end date	

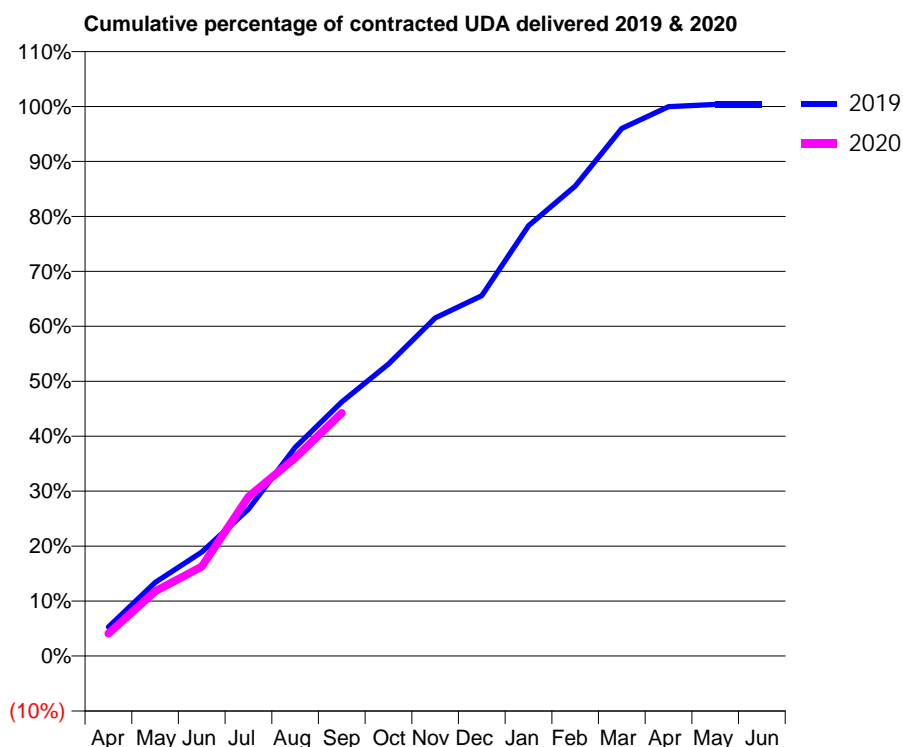
19/20 Contracted general activity (UDA)	23,513
Carry forward general activity (UDA)	-85
19/20 Contracted orthodontic activity (UOA)	0
Carry forward orthodontic activity (UOA)	0
Baseline contract value	£513,879.09

### ACCESS\*

Patients seen in 24 months	Total	Change since previous quarter
Quarter ending September 2018	8,576	
Quarter ending December 2018	8,596	→
Quarter ending March 2019	8,542	→
Quarter ending June 2019	8,566	→
Quarter ending September 2019	8,577	→
<b>Variance since September 2018</b>	<b>0.0%</b>	<b>→</b>



### ACTIVITY



Month	Adjusted Scheduled Activity (UDA)	
	2019	2020
April	1,239	964
May	3,149	2,770
June	4,450	3,828
July	6,287	6,818
August	8,926	8,477
September	10,870	10,401
October	12,494	
November	14,465	
December	15,418	
January	18,409	
February	20,104	
March	22,571	
April	23,506	
May	23,598	
June	23,598	

### QUALITY

	Quantity	Base Number	Contract	AT	Region	England
% of FP17s for the same patient ID Re-attending within 3 months - Children	147	2,597	5.7%	9.9%	11.3%	11.5%
% of FP17s for the same patient ID Re-attending within 3 months - Adults	298	2,280	13.1%	14.4%	14.7%	15.4%
% of FP17s for the same patient ID Re-attending between 3 & 9 months - Children	1,329	2,597	51.2%	53.5%	60.8%	59.7%
% of FP17s for the same patient ID Re-attending between 3 & 9 months - Adults	935	2,280	41.0%	48.5%	52.8%	51.7%
% of FP17s for Band 1 Urgent Courses	606	4,490	13.5%	8.3%	8.2%	9.2%
% of FP17s Relating to Free Repair or Replacements	0	4,490	0.0%	0.7%	0.7%	0.7%
% of FP17s Relating to Continuations	39	4,490	0.9%	0.7%	0.8%	0.8%
% of Patients satisfied with the dentistry they have received	0	1	N/A	92.9%	93.2%	93.5%
% of Patients satisfied with the time they had to wait for an appointment	0	1	N/A	91.6%	88.5%	87.4%

\* This is based on patients treated on this contract for their most recent course of treatment. Figures in italics indicate the base number of FP17s or Patient Questionnaire responses are less than 100. N/A is shown where the base number of responses is less than 10 during the period. % is calculated as Quantity/Base number\*100



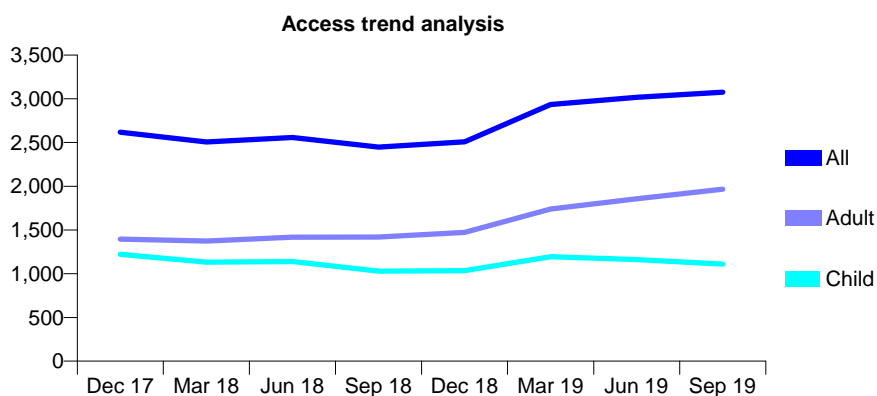
## Q54 - Vital Signs At a Glance Contract Report for 158119/0001 - September 2019

Name or company name	Mr H Ahmed
Contract type name	GDS Contract
Purpose of contract	General
Contract start date	01/04/2006
Contract end date	

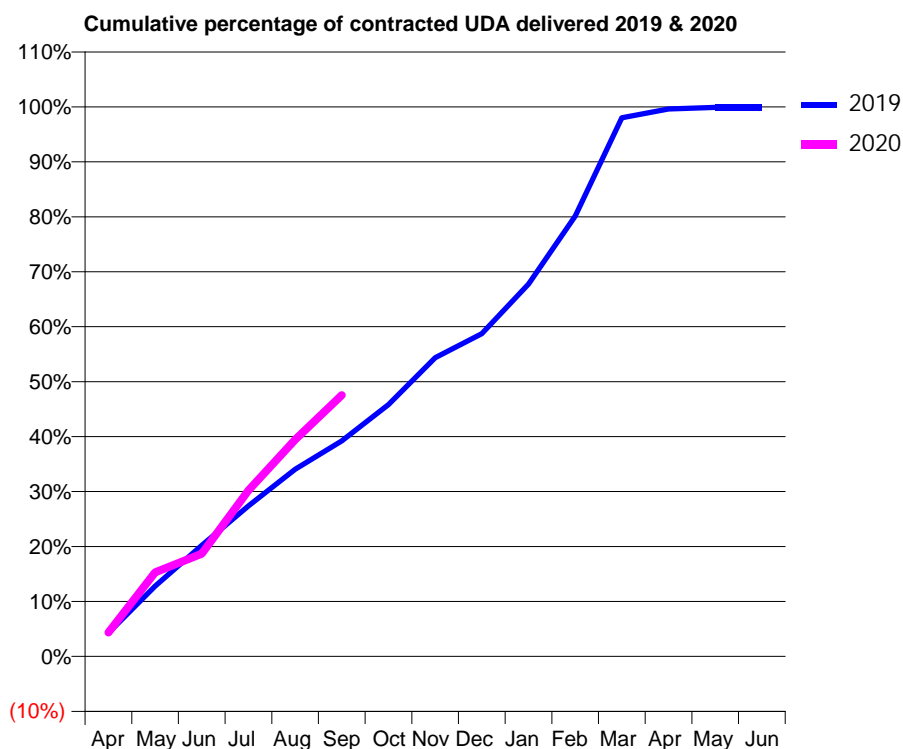
19/20 Contracted general activity (UDA)	11,721
Carry forward general activity (UDA)	13
19/20 Contracted orthodontic activity (UOA)	0
Carry forward orthodontic activity (UOA)	0
Baseline contract value	£294,145.53

### ACCESS\*

Patients seen in 24 months	Total	Change since previous quarter
Quarter ending September 2018	2,449	
Quarter ending December 2018	2,508	↑
Quarter ending March 2019	2,935	↑
Quarter ending June 2019	3,018	↑
Quarter ending September 2019	3,075	→
<b>Variance since September 2018</b>	<b>25.6%</b>	<b>↑</b>



### ACTIVITY



Month	2019	2020
April	501	509
May	1,502	1,792
June	2,367	2,190
July	3,211	3,542
August	3,993	4,624
September	4,594	5,574
October	5,371	
November	6,372	
December	6,881	
January	7,944	
February	9,391	
March	11,487	
April	11,675	
May	11,708	
June	11,708	

### QUALITY

	Quantity	Base Number	Contract	AT	Region	England
% of FP17s for the same patient ID Re-attending within 3 months - Children	24	505	4.8%	9.9%	11.3%	11.5%
% of FP17s for the same patient ID Re-attending within 3 months - Adults	133	1,039	12.8%	14.4%	14.7%	15.4%
% of FP17s for the same patient ID Re-attending between 3 & 9 months - Children	175	505	34.7%	53.5%	60.8%	59.7%
% of FP17s for the same patient ID Re-attending between 3 & 9 months - Adults	295	1,039	28.4%	48.5%	52.8%	51.7%
% of FP17s for Band 1 Urgent Courses	105	1,494	7.0%	8.3%	8.2%	9.2%
% of FP17s Relating to Free Repair or Replacements	2	1,494	0.1%	0.7%	0.7%	0.7%
% of FP17s Relating to Continuations	19	1,494	1.3%	0.7%	0.8%	0.8%
% of Patients satisfied with the dentistry they have received	0	0	N/A	92.9%	93.2%	93.5%
% of Patients satisfied with the time they had to wait for an appointment	0	0	N/A	91.6%	88.5%	87.4%

\* This is based on patients treated on this contract for their most recent course of treatment. Figures in italics indicate the base number of FP17s or Patient Questionnaire responses are less than 100. N/A is shown where the base number of responses is less than 10 during the period. % is calculated as Quantity/Base number\*100

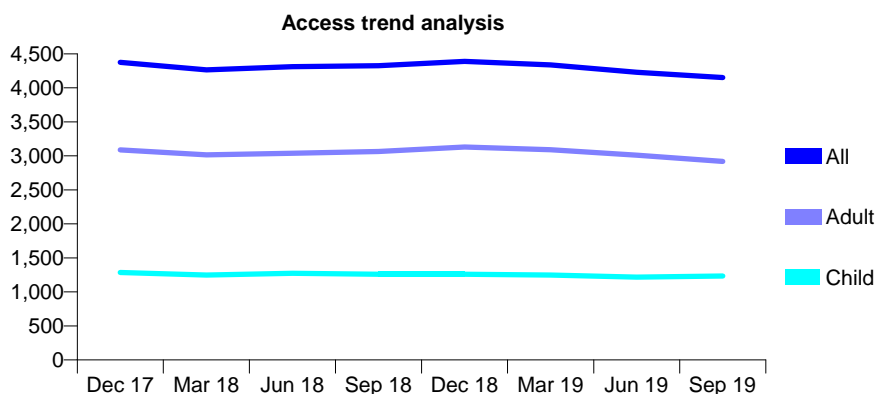
## Q54 - Vital Signs At a Glance Contract Report for 159948/0001 - September 2019

Name or company name	Grove Lane Dental Surgery
Contract type name	GDS Contract
Purpose of contract	General
Contract start date	21/02/2011
Contract end date	

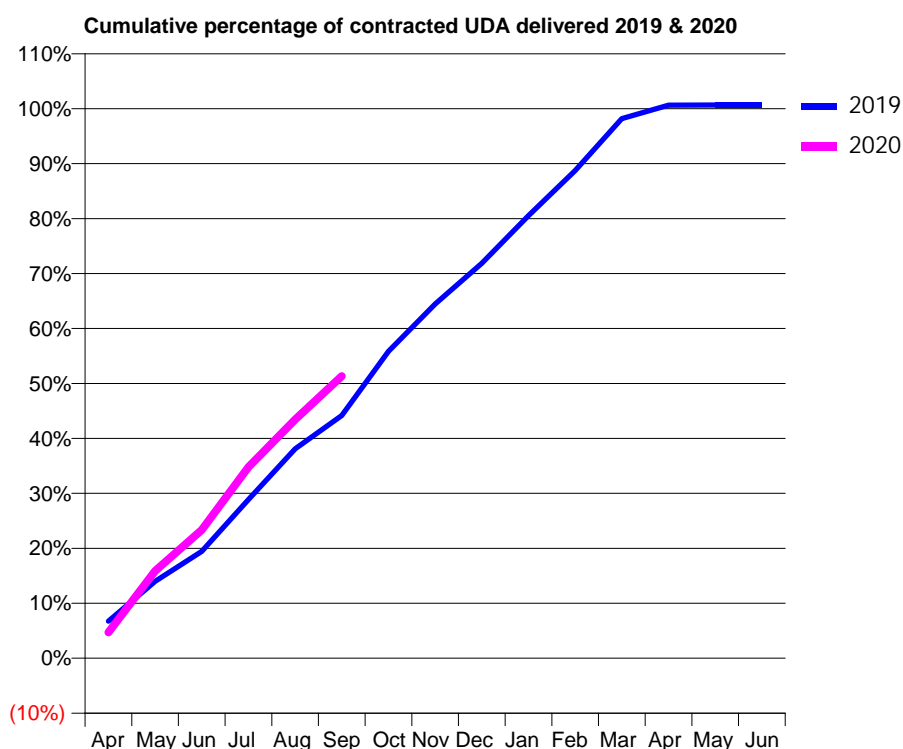
19/20 Contracted general activity (UDA)	13,862
Carry forward general activity (UDA)	-89
19/20 Contracted orthodontic activity (UOA)	0
Carry forward orthodontic activity (UOA)	0
Baseline contract value	£347,056.61

### ACCESS\*

Patients seen in 24 months	Total	Change since previous quarter
Quarter ending September 2018	4,326	
Quarter ending December 2018	4,390	→
Quarter ending March 2019	4,339	↓
Quarter ending June 2019	4,229	↓
Quarter ending September 2019	4,152	↓
<b>Variance since September 2018</b>	<b>(4.0%)</b>	<b>↓</b>



### ACTIVITY



Month	2019	2020
April	935	651
May	1,939	2,201
June	2,696	3,234
July	4,002	4,823
August	5,284	6,024
September	6,121	7,116
October	7,743	
November	8,936	
December	9,961	
January	11,162	
February	12,305	
March	13,608	
April	13,947	
May	13,951	
June	13,951	

### QUALITY

	Quantity	Base Number	Contract	AT	Region	England
% of FP17s for the same patient ID Re-attending within 3 months - Children	61	655	9.3%	9.9%	11.3%	11.5%
% of FP17s for the same patient ID Re-attending within 3 months - Adults	358	1,497	23.9%	14.4%	14.7%	15.4%
% of FP17s for the same patient ID Re-attending between 3 & 9 months - Children	198	655	30.2%	53.5%	60.8%	59.7%
% of FP17s for the same patient ID Re-attending between 3 & 9 months - Adults	401	1,497	26.8%	48.5%	52.8%	51.7%
% of FP17s for Band 1 Urgent Courses	335	2,047	16.4%	8.3%	8.2%	9.2%
% of FP17s Relating to Free Repair or Replacements	3	2,047	0.1%	0.7%	0.7%	0.7%
% of FP17s Relating to Continuations	1	2,047	0.0%	0.7%	0.8%	0.8%
% of Patients satisfied with the dentistry they have received	0	0	N/A	92.9%	93.2%	93.5%
% of Patients satisfied with the time they had to wait for an appointment	0	0	N/A	91.6%	88.5%	87.4%

\* This is based on patients treated on this contract for their most recent course of treatment.

Figures in italics indicate the base number of FP17s or Patient Questionnaire responses are less than 100. N/A is shown where the base number of responses is less than 10 during the period. % is calculated as Quantity/Base number\*100

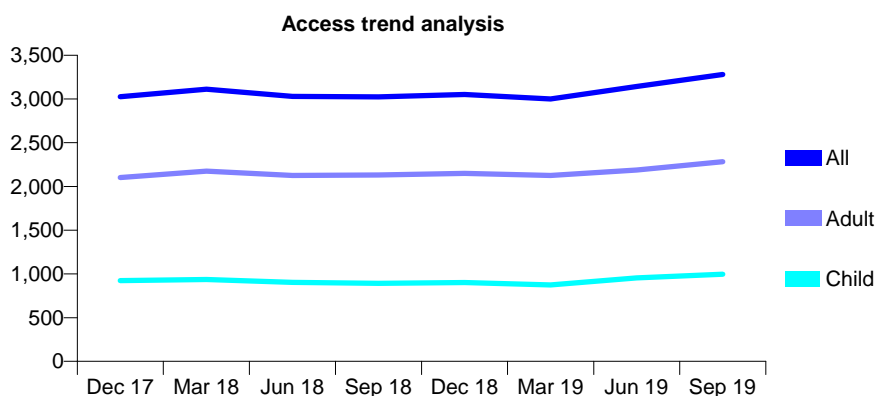
## Q54 - Vital Signs At a Glance Contract Report for 160857/0001 - September 2019

Name or company name	Handsworth Dental Care
Contract type name	GDS Contract
Purpose of contract	General
Contract start date	01/09/2015
Contract end date	

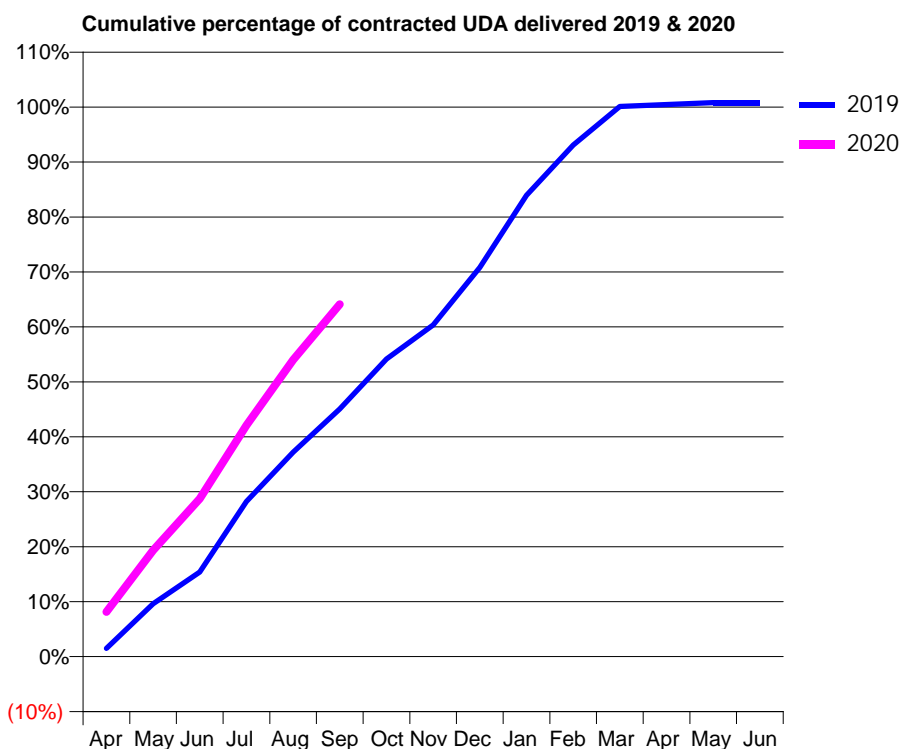
19/20 Contracted general activity (UDA)	9,200
Carry forward general activity (UDA)	-74
19/20 Contracted orthodontic activity (UOA)	0
Carry forward orthodontic activity (UOA)	0
Baseline contract value	£230,570.93

### ACCESS\*

Patients seen in 24 months	Total	Change since previous quarter
Quarter ending September 2018	3,025	
Quarter ending December 2018	3,051	→
Quarter ending March 2019	3,000	↓
Quarter ending June 2019	3,142	↑
Quarter ending September 2019	3,280	↑
<b>Variance since September 2018</b>	<b>8.4%</b>	<b>↑</b>



### ACTIVITY



Month	Adjusted Scheduled Activity (UDA)	
	2019	2020
April	137	748
May	886	1,781
June	1,417	2,643
July	2,597	3,873
August	3,423	4,970
September	4,148	5,900
October	4,981	
November	5,553	
December	6,513	
January	7,724	
February	8,565	
March	9,211	
April	9,242	
May	9,274	
June	9,275	

### QUALITY

	Quantity	Base Number	Contract	AT	Region	England
% of FP17s for the same patient ID Re-attending within 3 months - Children	7	649	1.1%	9.9%	11.3%	11.5%
% of FP17s for the same patient ID Re-attending within 3 months - Adults	39	1,221	3.2%	14.4%	14.7%	15.4%
% of FP17s for the same patient ID Re-attending between 3 & 9 months - Children	268	649	41.3%	53.5%	60.8%	59.7%
% of FP17s for the same patient ID Re-attending between 3 & 9 months - Adults	425	1,221	34.8%	48.5%	52.8%	51.7%
% of FP17s for Band 1 Urgent Courses	65	1,813	3.6%	8.3%	8.2%	9.2%
% of FP17s Relating to Free Repair or Replacements	4	1,813	0.2%	0.7%	0.7%	0.7%
% of FP17s Relating to Continuations	1	1,813	0.1%	0.7%	0.8%	0.8%
% of Patients satisfied with the dentistry they have received	0	0	N/A	92.9%	93.2%	93.5%
% of Patients satisfied with the time they had to wait for an appointment	0	0	N/A	91.6%	88.5%	87.4%

\* This is based on patients treated on this contract for their most recent course of treatment. Figures in italics indicate the base number of FP17s or Patient Questionnaire responses are less than 100. N/A is shown where the base number of responses is less than 10 during the period. % is calculated as Quantity/Base number\*100

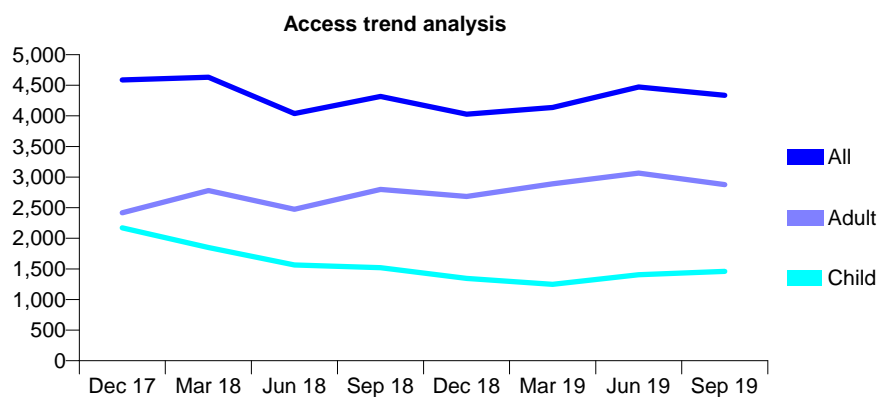
## Q54 - Vital Signs At a Glance Contract Report for 161446/0001 - September 2019

Name or company name	Amit A Duggal & Gurpreet K Duggal
Contract type name	GDS Contract
Purpose of contract	General
Contract start date	01/01/2013
Contract end date	

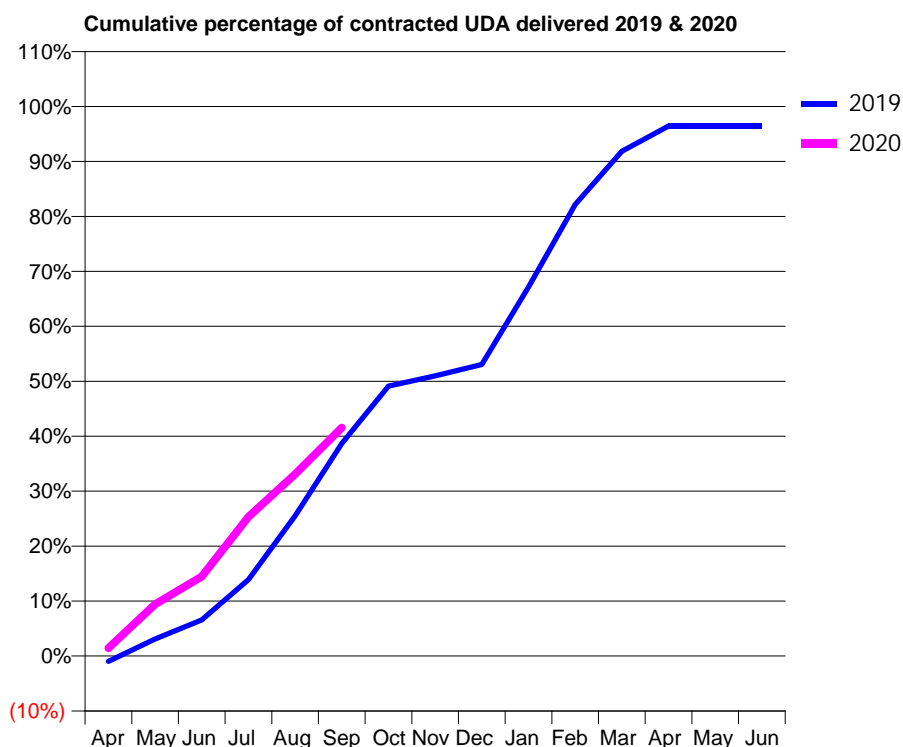
19/20 Contracted general activity (UDA)	9,647
Carry forward general activity (UDA)	345
19/20 Contracted orthodontic activity (UOA)	0
Carry forward orthodontic activity (UOA)	0
Baseline contract value	£236,140.81

### ACCESS\*

Patients seen in 24 months	Total	Change since previous quarter
Quarter ending September 2018	4,318	
Quarter ending December 2018	4,028	↓
Quarter ending March 2019	4,139	↑
Quarter ending June 2019	4,471	↑
Quarter ending September 2019	4,337	↓
<b>Variance since September 2018</b>	<b>0.4%</b>	<b>→</b>



### ACTIVITY



Month	Adjusted Scheduled Activity (UDA)	
	2019	2020
April	-97	140
May	298	910
June	633	1,395
July	1,343	2,443
August	2,465	3,194
September	3,732	4,007
October	4,737	
November	4,918	
December	5,115	
January	6,477	
February	7,925	
March	8,859	
April	9,302	
May	9,302	
June	9,302	

### QUALITY

	Quantity	Base Number	Contract	AT	Region	England
% of FP17s for the same patient ID Re-attending within 3 months - Children	26	1,158	2.2%	9.9%	11.3%	11.5%
% of FP17s for the same patient ID Re-attending within 3 months - Adults	64	1,754	3.6%	14.4%	14.7%	15.4%
% of FP17s for the same patient ID Re-attending between 3 & 9 months - Children	212	1,158	18.3%	53.5%	60.8%	59.7%
% of FP17s for the same patient ID Re-attending between 3 & 9 months - Adults	545	1,754	31.1%	48.5%	52.8%	51.7%
% of FP17s for Band 1 Urgent Courses	74	2,645	2.8%	8.3%	8.2%	9.2%
% of FP17s Relating to Free Repair or Replacements	8	2,645	0.3%	0.7%	0.7%	0.7%
% of FP17s Relating to Continuations	6	2,645	0.2%	0.7%	0.8%	0.8%
% of Patients satisfied with the dentistry they have received	1	1	N/A	92.9%	93.2%	93.5%
% of Patients satisfied with the time they had to wait for an appointment	1	1	N/A	91.6%	88.5%	87.4%

\* This is based on patients treated on this contract for their most recent course of treatment. Figures in italics indicate the base number of FP17s or Patient Questionnaire responses are less than 100. N/A is shown where the base number of responses is less than 10 during the period. % is calculated as Quantity/Base number\*100

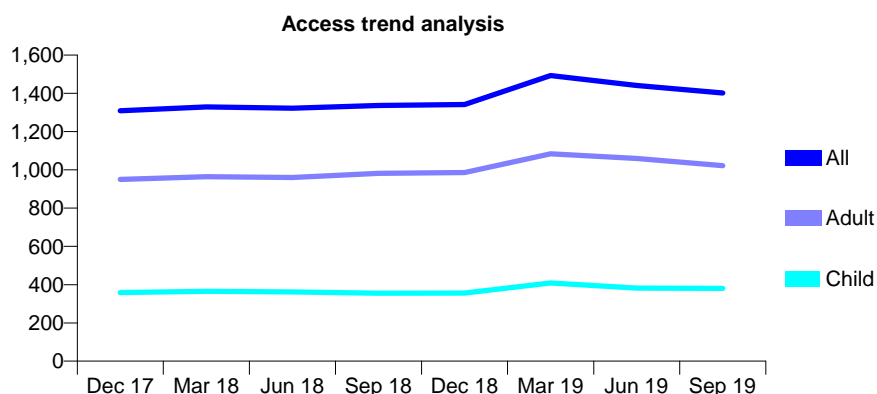
## Q54 - Vital Signs At a Glance Contract Report for 162884/0001 - September 2019

Name or company name	Redhill Dental Practice
Contract type name	GDS Contract
Purpose of contract	General
Contract start date	01/02/2010
Contract end date	

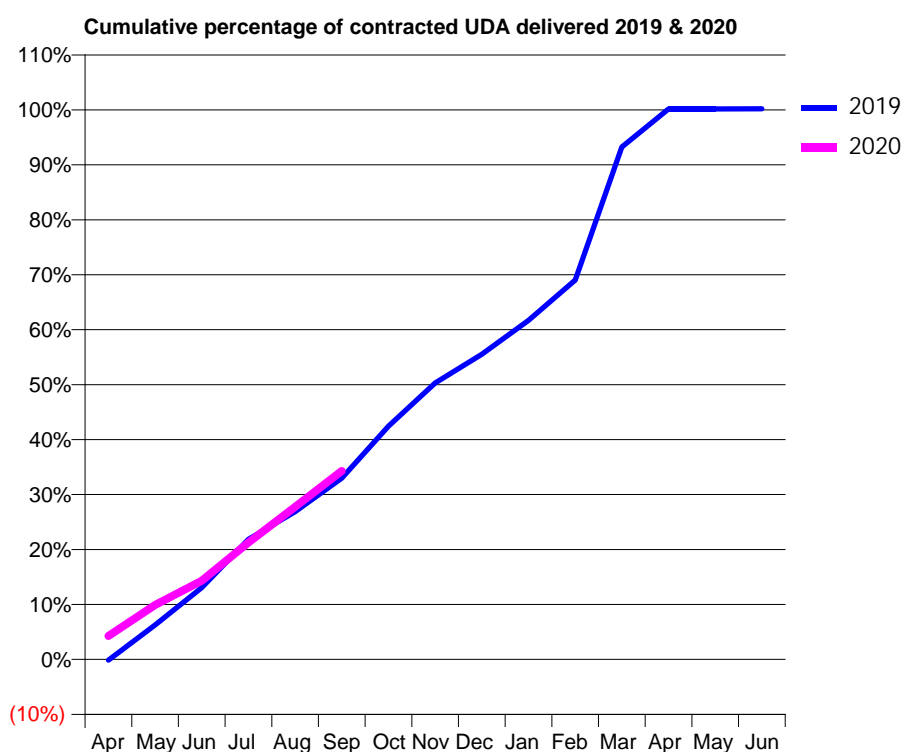
19/20 Contracted general activity (UDA)	4,286
Carry forward general activity (UDA)	-7
19/20 Contracted orthodontic activity (UOA)	0
Carry forward orthodontic activity (UOA)	0
Baseline contract value	£108,818.33

### ACCESS\*

Patients seen in 24 months	Total	Change since previous quarter
Quarter ending September 2018	1,337	
Quarter ending December 2018	1,342	→
Quarter ending March 2019	1,493	↑
Quarter ending June 2019	1,441	↓
Quarter ending September 2019	1,402	↓
<b>Variance since September 2018</b>	<b>4.9%</b>	<b>↑</b>



### ACTIVITY



Month	2019	2020
April	-7	183
May	269	425
June	560	614
July	937	911
August	1,153	1,190
September	1,414	1,471
October	1,820	
November	2,157	
December	2,380	
January	2,645	
February	2,958	
March	3,996	
April	4,293	
May	4,293	
June	4,294	

### QUALITY

	Quantity	Base Number	Contract	AT	Region	England
% of FP17s for the same patient ID Re-attending within 3 months - Children	12	250	4.8%	9.9%	11.3%	11.5%
% of FP17s for the same patient ID Re-attending within 3 months - Adults	39	590	6.6%	14.4%	14.7%	15.4%
% of FP17s for the same patient ID Re-attending between 3 & 9 months - Children	135	250	54.0%	53.5%	60.8%	59.7%
% of FP17s for the same patient ID Re-attending between 3 & 9 months - Adults	292	590	49.5%	48.5%	52.8%	51.7%
% of FP17s for Band 1 Urgent Courses	59	750	7.9%	8.3%	8.2%	9.2%
% of FP17s Relating to Free Repair or Replacements	5	750	0.7%	0.7%	0.7%	0.7%
% of FP17s Relating to Continuations	1	750	0.1%	0.7%	0.8%	0.8%
% of Patients satisfied with the dentistry they have received	0	0	N/A	92.9%	93.2%	93.5%
% of Patients satisfied with the time they had to wait for an appointment	0	0	N/A	91.6%	88.5%	87.4%

\* This is based on patients treated on this contract for their most recent course of treatment. Figures in italics indicate the base number of FP17s or Patient Questionnaire responses are less than 100. N/A is shown where the base number of responses is less than 10 during the period. % is calculated as Quantity/Base number\*100

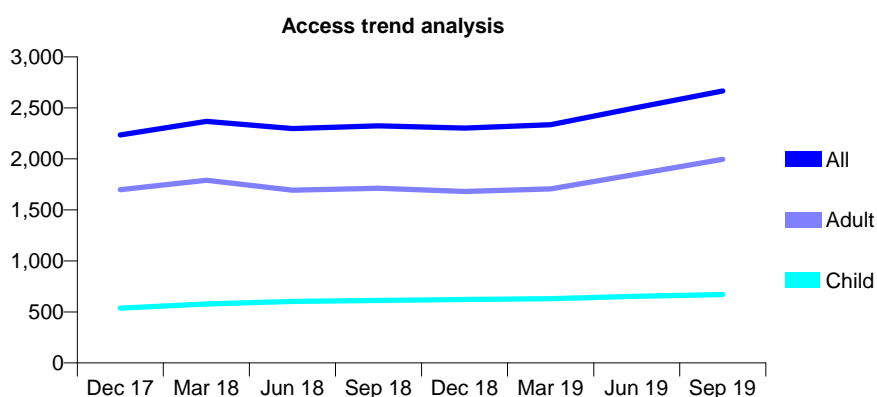
## Q54 - Vital Signs At a Glance Contract Report for 163287/0001 - September 2019

Name or company name	Aesthetics Dental and Implant Surgery
Contract type name	GDS Contract
Purpose of contract	General
Contract start date	01/04/2014
Contract end date	

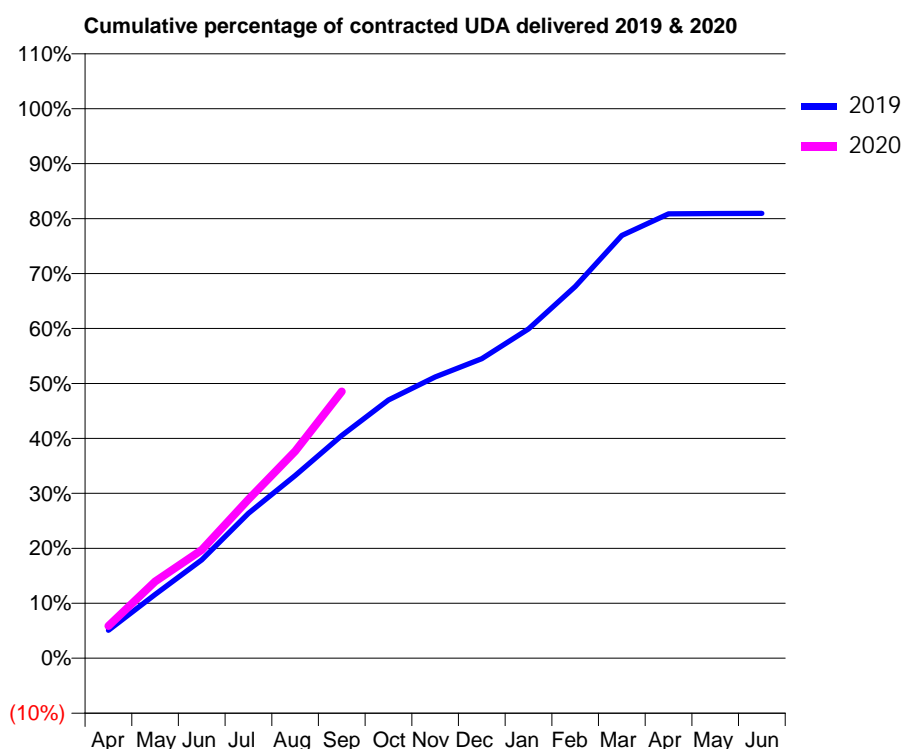
19/20 Contracted general activity (UDA)	5,794
Carry forward general activity (UDA)	0
19/20 Contracted orthodontic activity (UOA)	0
Carry forward orthodontic activity (UOA)	0
Baseline contract value	£124,522.29

### ACCESS\*

Patients seen in 24 months	Total	Change since previous quarter
Quarter ending September 2018	2,324	
Quarter ending December 2018	2,302	→
Quarter ending March 2019	2,335	→
Quarter ending June 2019	2,503	↑
Quarter ending September 2019	2,666	↑
<b>Variance since September 2018</b>	<b>14.7%</b>	<b>↑</b>



### ACTIVITY



Month	2019	2020
April	294	341
May	673	809
June	1,037	1,140
July	1,527	1,676
August	1,925	2,183
September	2,348	2,813
October	2,723	
November	2,966	
December	3,159	
January	3,472	
February	3,920	
March	4,457	
April	4,685	
May	4,688	
June	4,690	

### QUALITY

	Quantity	Base Number	Contract	AT	Region	England
% of FP17s for the same patient ID Re-attending within 3 months - Children	26	465	5.6%	9.9%	11.3%	11.5%
% of FP17s for the same patient ID Re-attending within 3 months - Adults	242	1,557	15.5%	14.4%	14.7%	15.4%
% of FP17s for the same patient ID Re-attending between 3 & 9 months - Children	208	465	44.7%	53.5%	60.8%	59.7%
% of FP17s for the same patient ID Re-attending between 3 & 9 months - Adults	482	1,557	31.0%	48.5%	52.8%	51.7%
% of FP17s for Band 1 Urgent Courses	138	1,444	9.6%	8.3%	8.2%	9.2%
% of FP17s Relating to Free Repair or Replacements	14	1,444	1.0%	0.7%	0.7%	0.7%
% of FP17s Relating to Continuations	8	1,444	0.6%	0.7%	0.8%	0.8%
% of Patients satisfied with the dentistry they have received	0	0	N/A	92.9%	93.2%	93.5%
% of Patients satisfied with the time they had to wait for an appointment	0	0	N/A	91.6%	88.5%	87.4%

\* This is based on patients treated on this contract for their most recent course of treatment.

Figures in italics indicate the base number of FP17s or Patient Questionnaire responses are less than 100. N/A is shown where the base number of responses is less than 10 during the period. % is calculated as Quantity/Base number\*100

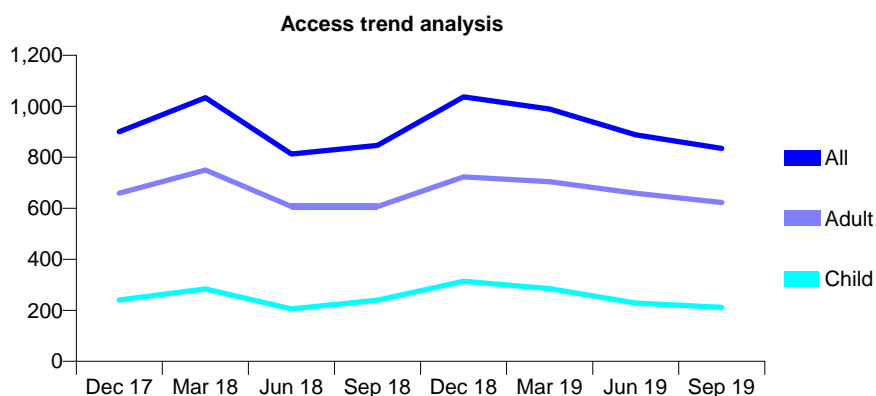
## Q54 - Vital Signs At a Glance Contract Report for 163813/0001 - September 2019

Name or company name	Dr M Gibbons & Associates
Contract type name	GDS Contract
Purpose of contract	General
Contract start date	01/10/2014
Contract end date	

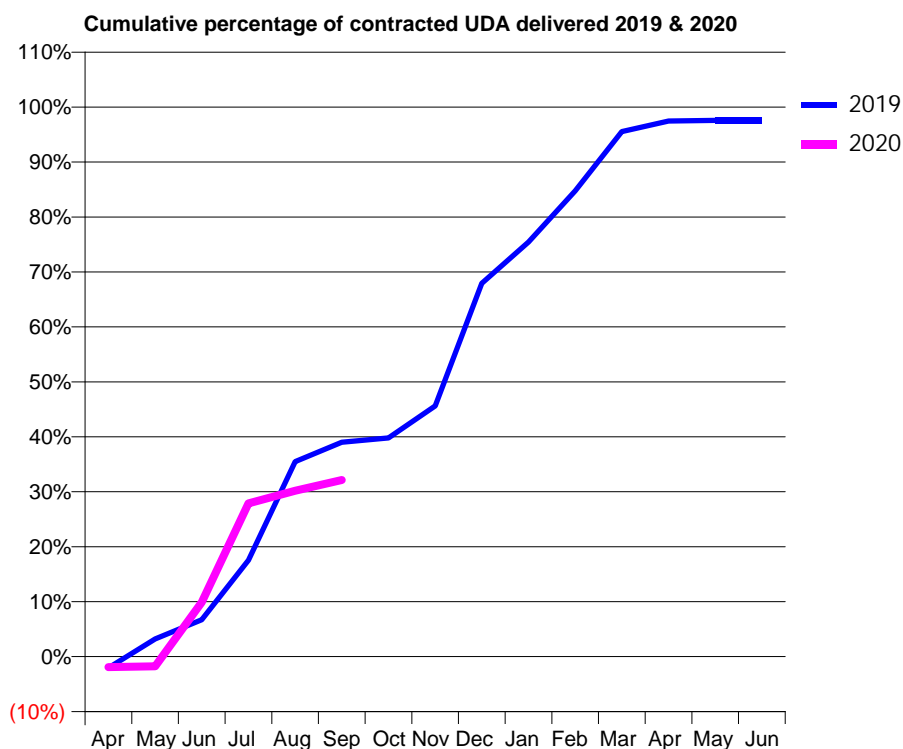
19/20 Contracted general activity (UDA)	2,925
Carry forward general activity (UDA)	71
19/20 Contracted orthodontic activity (UOA)	0
Carry forward orthodontic activity (UOA)	0
Baseline contract value	£78,094.80

### ACCESS\*

Patients seen in 24 months	Total	Change since previous quarter
Quarter ending September 2018	847	
Quarter ending December 2018	1,037	↑
Quarter ending March 2019	989	↓
Quarter ending June 2019	888	↓
Quarter ending September 2019	835	↓
<b>Variance since September 2018</b>	<b>(1.4%)</b>	<b>↓</b>



### ACTIVITY



Month	Adjusted Scheduled Activity (UDA)	
	2019	2020
April	-61	-56
May	94	-52
June	197	289
July	514	816
August	1,038	884
September	1,141	940
October	1,164	
November	1,335	
December	1,987	
January	2,207	
February	2,479	
March	2,794	
April	2,851	
May	2,854	
June	2,854	

### QUALITY

	Quantity	Base Number	Contract	AT	Region	England
% of FP17s for the same patient ID Re-attending within 3 months - Children	2	152	1.3%	9.9%	11.3%	11.5%
% of FP17s for the same patient ID Re-attending within 3 months - Adults	30	389	7.7%	14.4%	14.7%	15.4%
% of FP17s for the same patient ID Re-attending between 3 & 9 months - Children	51	152	33.6%	53.5%	60.8%	59.7%
% of FP17s for the same patient ID Re-attending between 3 & 9 months - Adults	89	389	22.9%	48.5%	52.8%	51.7%
% of FP17s for Band 1 Urgent Courses	44	515	8.5%	8.3%	8.2%	9.2%
% of FP17s Relating to Free Repair or Replacements	2	515	0.4%	0.7%	0.7%	0.7%
% of FP17s Relating to Continuations	8	515	1.6%	0.7%	0.8%	0.8%
% of Patients satisfied with the dentistry they have received	0	0	N/A	92.9%	93.2%	93.5%
% of Patients satisfied with the time they had to wait for an appointment	0	0	N/A	91.6%	88.5%	87.4%

\* This is based on patients treated on this contract for their most recent course of treatment. Figures in italics indicate the base number of FP17s or Patient Questionnaire responses are less than 100. N/A is shown where the base number of responses is less than 10 during the period. % is calculated as Quantity/Base number\*100

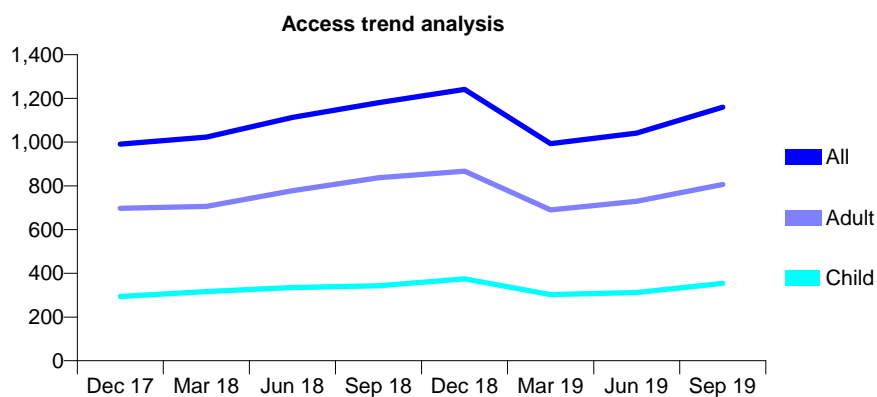
## Q54 - Vital Signs At a Glance Contract Report for 171360/0001 - September 2019

Name or company name	Dr AS Bhandal, Dr Balbir Bhandal & Dr Baij
Contract type name	GDS Contract
Purpose of contract	General
Contract start date	09/04/2010
Contract end date	

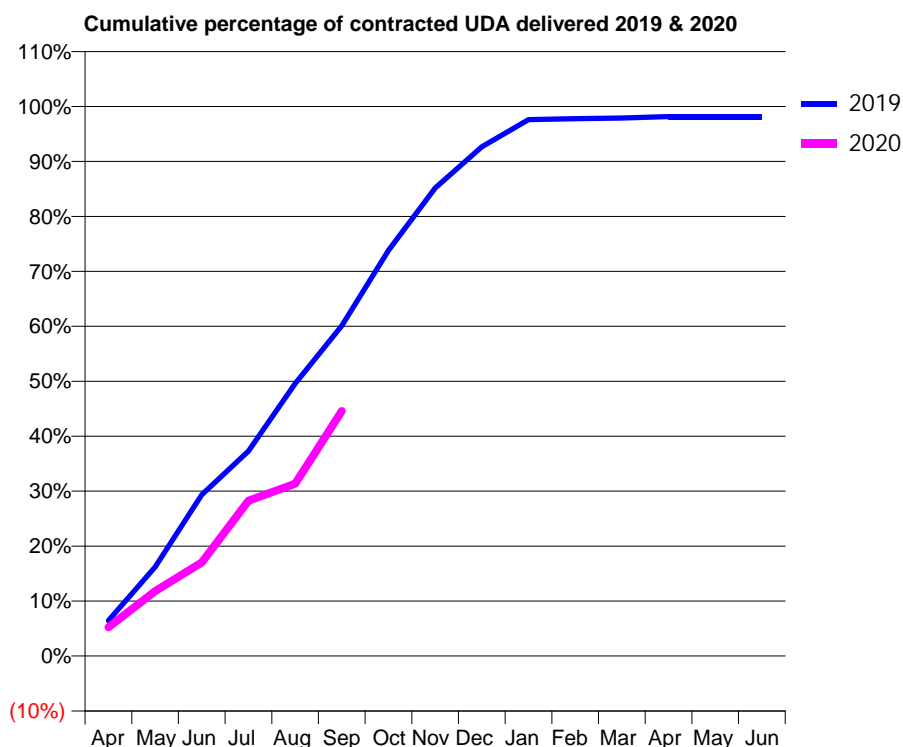
19/20 Contracted general activity (UDA)	4,033
Carry forward general activity (UDA)	74
19/20 Contracted orthodontic activity (UOA)	0
Carry forward orthodontic activity (UOA)	0
Baseline contract value	£89,853.26

### ACCESS\*

Patients seen in 24 months	Total	Change since previous quarter
Quarter ending September 2018	1,180	
Quarter ending December 2018	1,241	↑
Quarter ending March 2019	993	↓
Quarter ending June 2019	1,041	↑
Quarter ending September 2019	1,160	↑
<b>Variance since September 2018</b>	<b>(1.7%)</b>	<b>↓</b>



### ACTIVITY



Month	Adjusted Scheduled Activity (UDA)	
	2019	2020
April	260	211
May	653	476
June	1,184	687
July	1,504	1,140
August	2,000	1,264
September	2,424	1,798
October	2,977	
November	3,434	
December	3,737	
January	3,937	
February	3,944	
March	3,949	
April	3,959	
May	3,959	
June	3,959	

### QUALITY

	Quantity	Base Number	Contract	AT	Region	England
% of FP17s for the same patient ID Re-attending within 3 months - Children	5	233	2.1%	9.9%	11.3%	11.5%
% of FP17s for the same patient ID Re-attending within 3 months - Adults	19	440	4.3%	14.4%	14.7%	15.4%
% of FP17s for the same patient ID Re-attending between 3 & 9 months - Children	56	233	24.0%	53.5%	60.8%	59.7%
% of FP17s for the same patient ID Re-attending between 3 & 9 months - Adults	97	440	22.0%	48.5%	52.8%	51.7%
% of FP17s for Band 1 Urgent Courses	34	667	5.1%	8.3%	8.2%	9.2%
% of FP17s Relating to Free Repair or Replacements	4	667	0.6%	0.7%	0.7%	0.7%
% of FP17s Relating to Continuations	0	667	0.0%	0.7%	0.8%	0.8%
% of Patients satisfied with the dentistry they have received	0	0	N/A	92.9%	93.2%	93.5%
% of Patients satisfied with the time they had to wait for an appointment	0	0	N/A	91.6%	88.5%	87.4%

\* This is based on patients treated on this contract for their most recent course of treatment. Figures in italics indicate the base number of FP17s or Patient Questionnaire responses are less than 100. N/A is shown where the base number of responses is less than 10 during the period. % is calculated as Quantity/Base number\*100



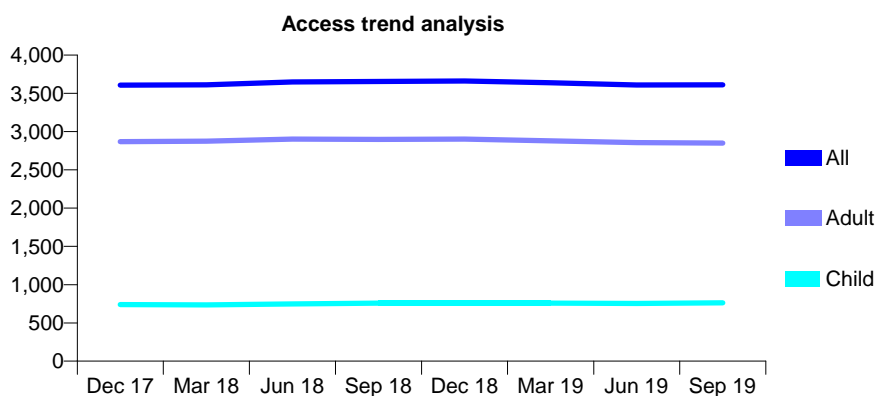
## Q54 - Vital Signs At a Glance Contract Report for 171530/0001 - September 2019

Name or company name	Mr T Sunnar & Mr P Sunnar
Contract type name	GDS Contract
Purpose of contract	General
Contract start date	01/04/2012
Contract end date	

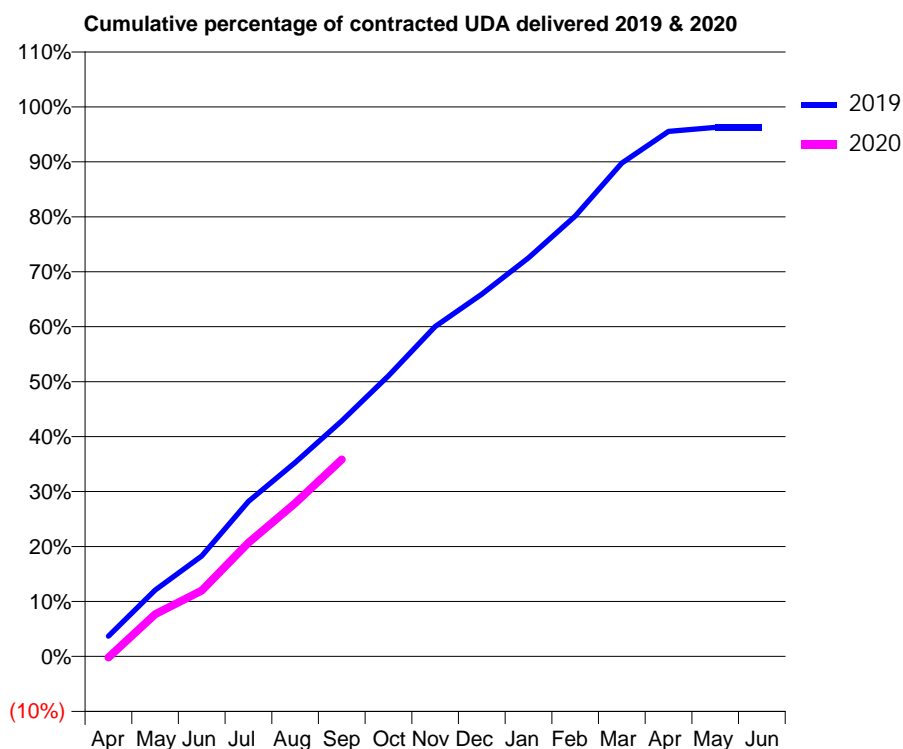
19/20 Contracted general activity (UDA)	12,831
Carry forward general activity (UDA)	479
19/20 Contracted orthodontic activity (UOA)	0
Carry forward orthodontic activity (UOA)	0
Baseline contract value	£284,557.73

### ACCESS\*

Patients seen in 24 months	Total	Change since previous quarter
Quarter ending September 2018	3,655	
Quarter ending December 2018	3,661	→
Quarter ending March 2019	3,638	→
Quarter ending June 2019	3,608	→
Quarter ending September 2019	3,611	→
<b>Variance since September 2018</b>	<b>(1.2%)</b>	<b>↓</b>



### ACTIVITY



Month	2019	2020
April	472	-25
May	1,548	986
June	2,345	1,539
July	3,619	2,655
August	4,525	3,580
September	5,500	4,597
October	6,552	
November	7,704	
December	8,459	
January	9,304	
February	10,282	
March	11,519	
April	12,258	
May	12,352	
June	12,352	

### QUALITY

	Quantity	Base Number	Contract	AT	Region	England
% of FP17s for the same patient ID Re-attending within 3 months - Children	50	625	8.0%	9.9%	11.3%	11.5%
% of FP17s for the same patient ID Re-attending within 3 months - Adults	248	2,316	10.7%	14.4%	14.7%	15.4%
% of FP17s for the same patient ID Re-attending between 3 & 9 months - Children	423	625	67.7%	53.5%	60.8%	59.7%
% of FP17s for the same patient ID Re-attending between 3 & 9 months - Adults	1,626	2,316	70.2%	48.5%	52.8%	51.7%
% of FP17s for Band 1 Urgent Courses	190	2,625	7.2%	8.3%	8.2%	9.2%
% of FP17s Relating to Free Repair or Replacements	15	2,625	0.6%	0.7%	0.7%	0.7%
% of FP17s Relating to Continuations	15	2,625	0.6%	0.7%	0.8%	0.8%
% of Patients satisfied with the dentistry they have received	2	2	N/A	92.9%	93.2%	93.5%
% of Patients satisfied with the time they had to wait for an appointment	2	2	N/A	91.6%	88.5%	87.4%

\* This is based on patients treated on this contract for their most recent course of treatment. Figures in italics indicate the base number of FP17s or Patient Questionnaire responses are less than 100. N/A is shown where the base number of responses is less than 10 during the period. % is calculated as Quantity/Base number\*100

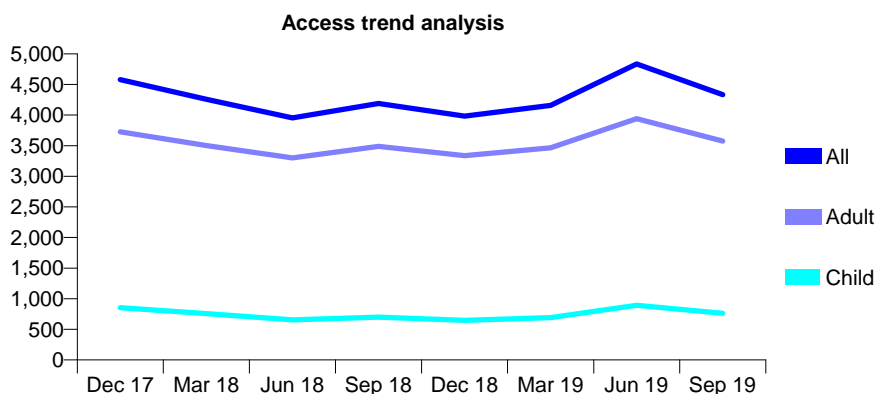
## Q54 - Vital Signs At a Glance Contract Report for 171654/0001 - September 2019

Name or company name	Kingswinford Health Centre 2
Contract type name	GDS Contract
Purpose of contract	General and Orthodontic
Contract start date	01/09/2014
Contract end date	

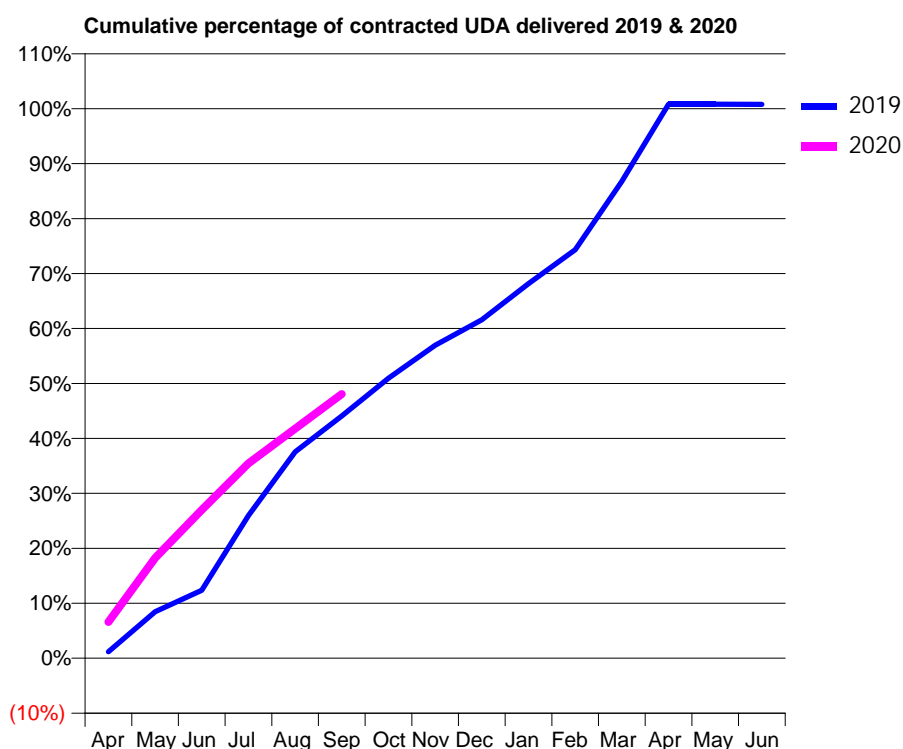
19/20 Contracted general activity (UDA)	11,155
Carry forward general activity (UDA)	-85
19/20 Contracted orthodontic activity (UOA)	820
Carry forward orthodontic activity (UOA)	16
Baseline contract value	£331,156.71

### ACCESS\*

Patients seen in 24 months	Total	Change since previous quarter
Quarter ending September 2018	4,190	
Quarter ending December 2018	3,983	↓
Quarter ending March 2019	4,157	↑
Quarter ending June 2019	4,835	↑
Quarter ending September 2019	4,335	↓
<b>Variance since September 2018</b>	<b>3.5%</b>	<b>↑</b>



### ACTIVITY



Month	2019	2020
April	132	736
May	943	2,035
June	1,380	3,011
July	2,896	3,955
August	4,188	4,660
September	4,916	5,361
October	5,682	
November	6,353	
December	6,868	
January	7,601	
February	8,292	
March	9,680	
April	11,245	
May	11,243	
June	11,240	

### QUALITY

	Quantity	Base Number	Contract	AT	Region	England
% of FP17s for the same patient ID Re-attending within 3 months - Children	73	756	9.7%	9.9%	11.3%	11.5%
% of FP17s for the same patient ID Re-attending within 3 months - Adults	339	2,950	11.5%	14.4%	14.7%	15.4%
% of FP17s for the same patient ID Re-attending between 3 & 9 months - Children	230	756	30.4%	53.5%	60.8%	59.7%
% of FP17s for the same patient ID Re-attending between 3 & 9 months - Adults	1,082	2,950	36.7%	48.5%	52.8%	51.7%
% of FP17s for Band 1 Urgent Courses	210	3,126	6.7%	8.3%	8.2%	9.2%
% of FP17s Relating to Free Repair or Replacements	24	3,126	0.8%	0.7%	0.7%	0.7%
% of FP17s Relating to Continuations	21	3,126	0.7%	0.7%	0.8%	0.8%
% of Patients satisfied with the dentistry they have received	2	2	N/A	92.9%	93.2%	93.5%
% of Patients satisfied with the time they had to wait for an appointment	2	2	N/A	91.6%	88.5%	87.4%

\* This is based on patients treated on this contract for their most recent course of treatment. Figures in italics indicate the base number of FP17s or Patient Questionnaire responses are less than 100. N/A is shown where the base number of responses is less than 10 during the period. % is calculated as Quantity/Base number\*100

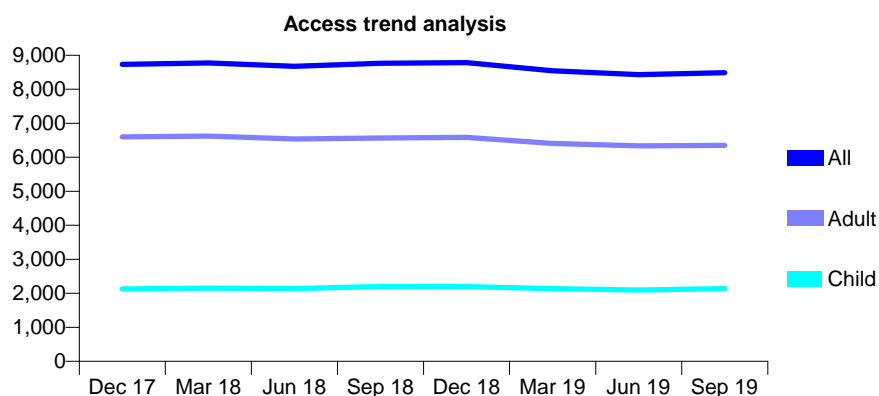
## Q54 - Vital Signs At a Glance Contract Report for 172170/0001 - September 2019

Name or company name	Tile Cross Dental practice
Contract type name	GDS Contract
Purpose of contract	General
Contract start date	03/07/2012
Contract end date	

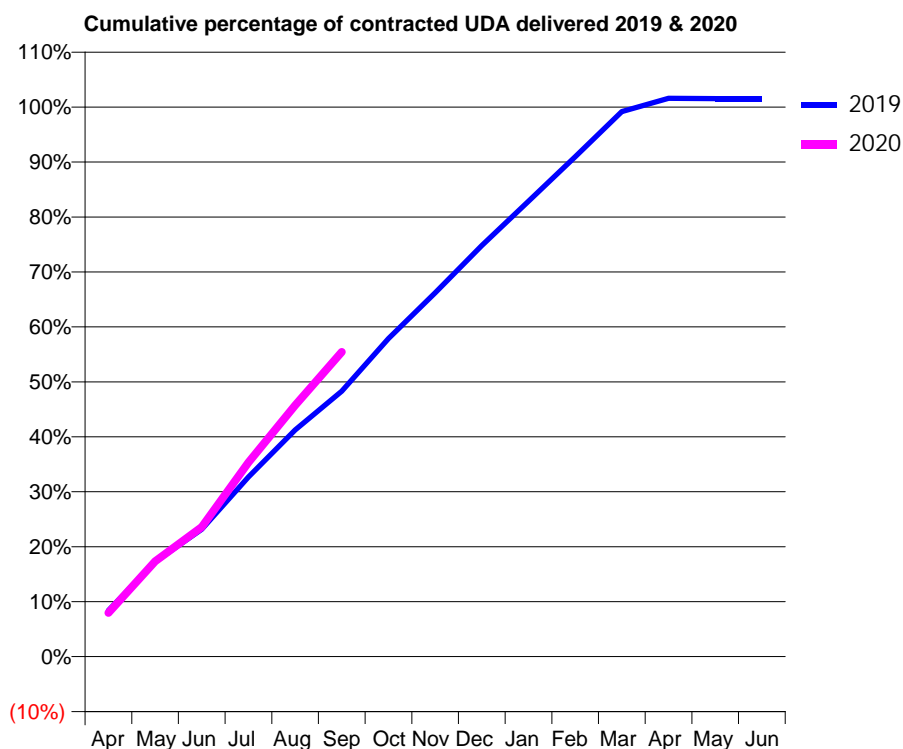
19/20 Contracted general activity (UDA)	28,686
Carry forward general activity (UDA)	-442
19/20 Contracted orthodontic activity (UOA)	0
Carry forward orthodontic activity (UOA)	0
Baseline contract value	£672,840.23

### ACCESS\*

Patients seen in 24 months	Total	Change since previous quarter
Quarter ending September 2018	8,766	
Quarter ending December 2018	8,783	→
Quarter ending March 2019	8,544	↓
Quarter ending June 2019	8,431	↓
Quarter ending September 2019	8,489	→
<b>Variance since September 2018</b>	<b>(3.2%)</b>	<b>↓</b>



### ACTIVITY



Month	Adjusted Scheduled Activity (UDA)	
	2019	2020
April	2,410	2,284
May	4,950	4,971
June	6,644	6,764
July	9,381	10,137
August	11,833	13,117
September	13,856	15,906
October	16,607	
November	18,990	
December	21,461	
January	23,770	
February	26,095	
March	28,446	
April	29,140	
May	29,128	
June	29,128	

### QUALITY

	Quantity	Base Number	Contract	AT	Region	England
% of FP17s for the same patient ID Re-attending within 3 months - Children	60	1,247	4.8%	9.9%	11.3%	11.5%
% of FP17s for the same patient ID Re-attending within 3 months - Adults	447	3,583	12.5%	14.4%	14.7%	15.4%
% of FP17s for the same patient ID Re-attending between 3 & 9 months - Children	490	1,247	39.3%	53.5%	60.8%	59.7%
% of FP17s for the same patient ID Re-attending between 3 & 9 months - Adults	1,382	3,583	38.6%	48.5%	52.8%	51.7%
% of FP17s for Band 1 Urgent Courses	375	4,599	8.2%	8.3%	8.2%	9.2%
% of FP17s Relating to Free Repair or Replacements	32	4,599	0.7%	0.7%	0.7%	0.7%
% of FP17s Relating to Continuations	27	4,599	0.6%	0.7%	0.8%	0.8%
% of Patients satisfied with the dentistry they have received	3	3	N/A	92.9%	93.2%	93.5%
% of Patients satisfied with the time they had to wait for an appointment	3	3	N/A	91.6%	88.5%	87.4%

\* This is based on patients treated on this contract for their most recent course of treatment. Figures in italics indicate the base number of FP17s or Patient Questionnaire responses are less than 100. N/A is shown where the base number of responses is less than 10 during the period. % is calculated as Quantity/Base number\*100

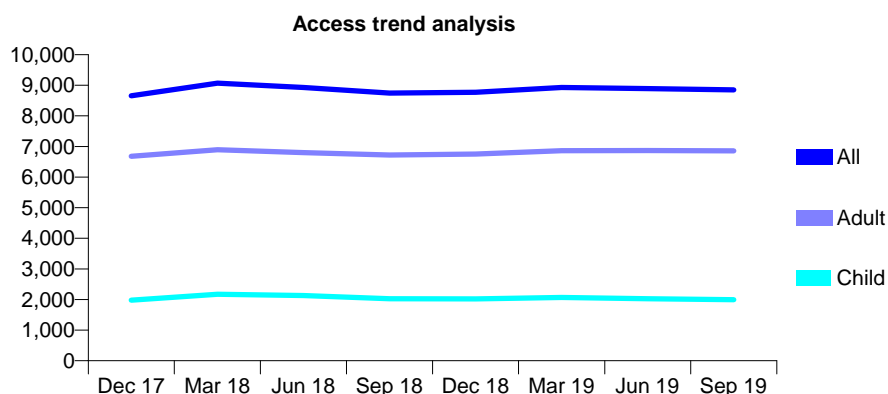
## Q54 - Vital Signs At a Glance Contract Report for 172693/0001 - September 2019

Name or company name	The Gables Dental Practice
Contract type name	GDS Contract
Purpose of contract	General
Contract start date	01/02/2009
Contract end date	

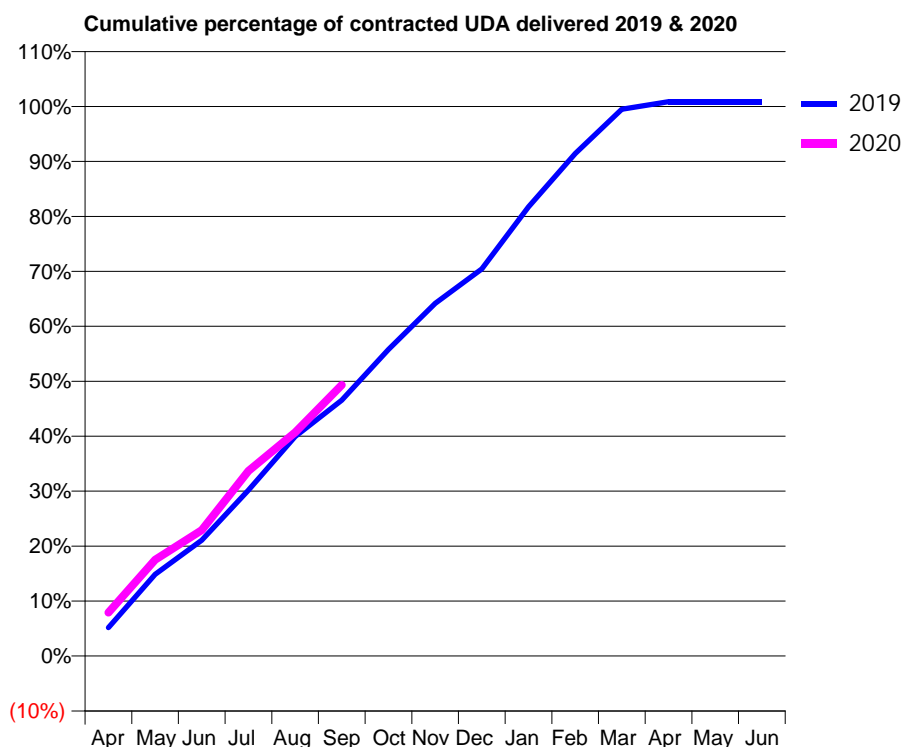
19/20 Contracted general activity (UDA)	34,168
Carry forward general activity (UDA)	-295
19/20 Contracted orthodontic activity (UOA)	0
Carry forward orthodontic activity (UOA)	0
Baseline contract value	£793,637.65

### ACCESS\*

Patients seen in 24 months	Total	Change since previous quarter
Quarter ending September 2018	8,747	
Quarter ending December 2018	8,772	→
Quarter ending March 2019	8,925	→
Quarter ending June 2019	8,892	→
Quarter ending September 2019	8,850	→
<b>Variance since September 2018</b>	<b>1.2%</b>	<b>→</b>



### ACTIVITY



Month	Adjusted Scheduled Activity (UDA)	
	2019	2020
April	1,771	2,697
May	5,077	5,978
June	7,205	7,831
July	10,319	11,506
August	13,647	13,907
September	15,906	16,854
October	19,055	
November	21,927	
December	24,066	
January	27,929	
February	31,236	
March	33,999	
April	34,460	
May	34,463	
June	34,463	

### QUALITY

	Quantity	Base Number	Contract	AT	Region	England
% of FP17s for the same patient ID Re-attending within 3 months - Children	52	1,267	4.1%	9.9%	11.3%	11.5%
% of FP17s for the same patient ID Re-attending within 3 months - Adults	386	3,931	9.8%	14.4%	14.7%	15.4%
% of FP17s for the same patient ID Re-attending between 3 & 9 months - Children	546	1,267	43.1%	53.5%	60.8%	59.7%
% of FP17s for the same patient ID Re-attending between 3 & 9 months - Adults	1,394	3,931	35.5%	48.5%	52.8%	51.7%
% of FP17s for Band 1 Urgent Courses	658	4,984	13.2%	8.3%	8.2%	9.2%
% of FP17s Relating to Free Repair or Replacements	42	4,984	0.8%	0.7%	0.7%	0.7%
% of FP17s Relating to Continuations	35	4,984	0.7%	0.7%	0.8%	0.8%
% of Patients satisfied with the dentistry they have received	2	2	N/A	92.9%	93.2%	93.5%
% of Patients satisfied with the time they had to wait for an appointment	1	2	N/A	91.6%	88.5%	87.4%

\* This is based on patients treated on this contract for their most recent course of treatment. Figures in italics indicate the base number of FP17s or Patient Questionnaire responses are less than 100. N/A is shown where the base number of responses is less than 10 during the period. % is calculated as Quantity/Base number\*100

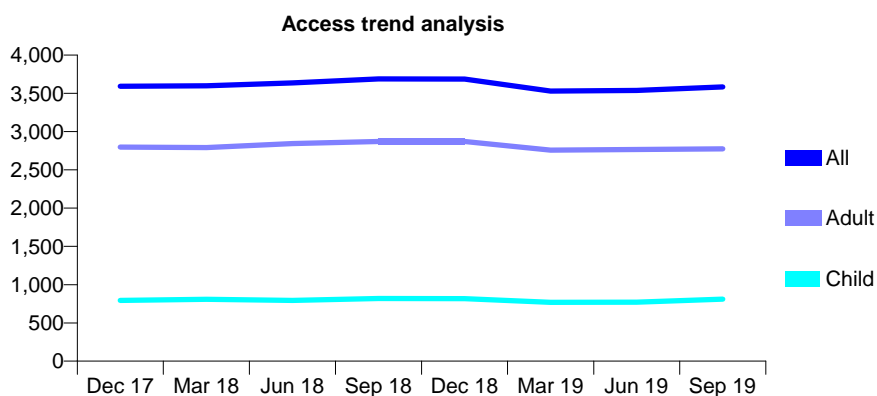
## Q54 - Vital Signs At a Glance Contract Report for 173355/0001 - September 2019

Name or company name	Kemberton Dental Practice
Contract type name	GDS Contract
Purpose of contract	General
Contract start date	01/05/2012
Contract end date	

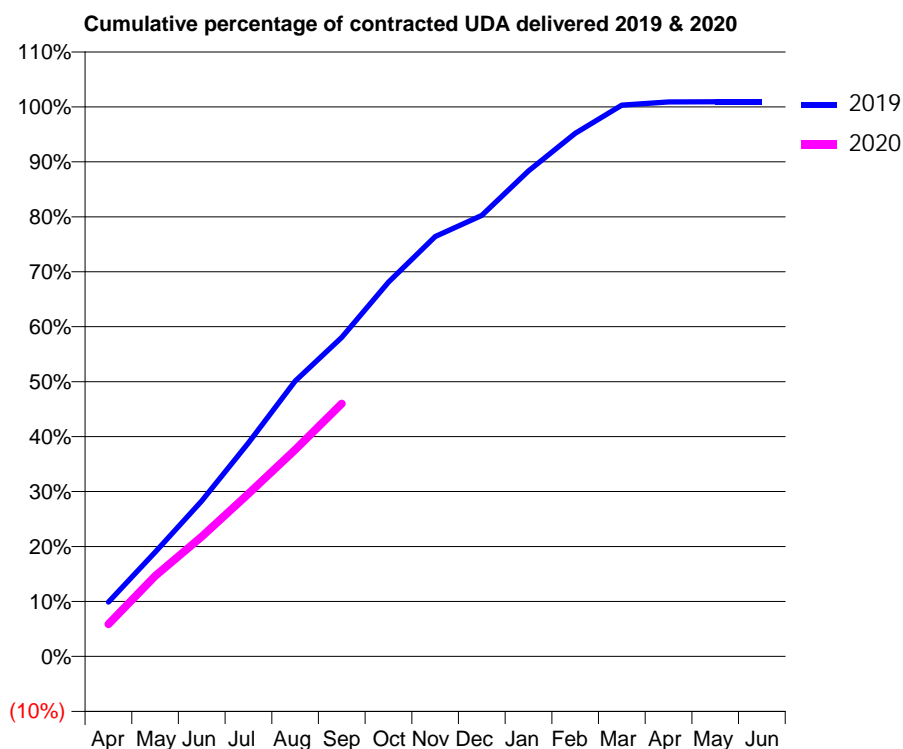
19/20 Contracted general activity (UDA)	11,770
Carry forward general activity (UDA)	-107
19/20 Contracted orthodontic activity (UOA)	0
Carry forward orthodontic activity (UOA)	0
Baseline contract value	£320,439.02

### ACCESS\*

Patients seen in 24 months	Total	Change since previous quarter
Quarter ending September 2018	3,689	
Quarter ending December 2018	3,688	→
Quarter ending March 2019	3,529	↓
Quarter ending June 2019	3,538	→
Quarter ending September 2019	3,584	→
<b>Variance since September 2018</b>	<b>(2.8%)</b>	<b>↓</b>



### ACTIVITY



Month	2019	2020
April	1,165	692
May	2,232	1,725
June	3,329	2,567
July	4,575	3,487
August	5,897	4,429
September	6,833	5,414
October	8,015	
November	8,992	
December	9,444	
January	10,398	
February	11,204	
March	11,807	
April	11,875	
May	11,877	
June	11,877	

### QUALITY

	Quantity	Base Number	Contract	AT	Region	England
% of FP17s for the same patient ID Re-attending within 3 months - Children	36	548	6.6%	9.9%	11.3%	11.5%
% of FP17s for the same patient ID Re-attending within 3 months - Adults	221	1,954	11.3%	14.4%	14.7%	15.4%
% of FP17s for the same patient ID Re-attending between 3 & 9 months - Children	260	548	47.4%	53.5%	60.8%	59.7%
% of FP17s for the same patient ID Re-attending between 3 & 9 months - Adults	1,019	1,954	52.1%	48.5%	52.8%	51.7%
% of FP17s for Band 1 Urgent Courses	310	2,459	12.6%	8.3%	8.2%	9.2%
% of FP17s Relating to Free Repair or Replacements	21	2,459	0.9%	0.7%	0.7%	0.7%
% of FP17s Relating to Continuations	2	2,459	0.1%	0.7%	0.8%	0.8%
% of Patients satisfied with the dentistry they have received	2	2	N/A	92.9%	93.2%	93.5%
% of Patients satisfied with the time they had to wait for an appointment	2	2	N/A	91.6%	88.5%	87.4%

\* This is based on patients treated on this contract for their most recent course of treatment. Figures in italics indicate the base number of FP17s or Patient Questionnaire responses are less than 100. N/A is shown where the base number of responses is less than 10 during the period. % is calculated as Quantity/Base number\*100

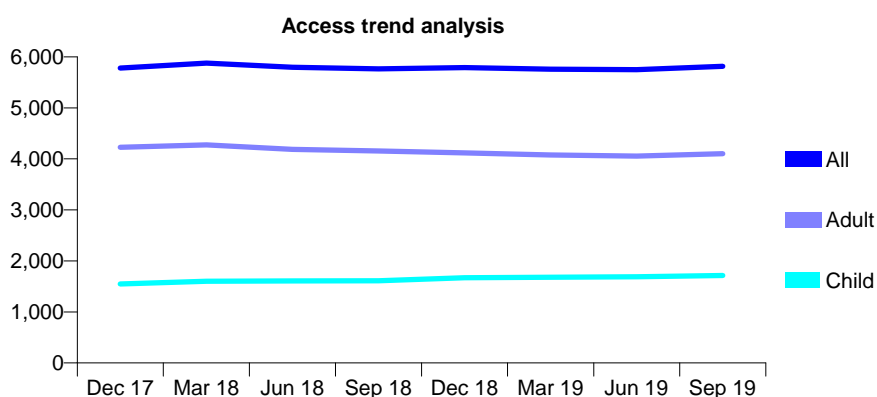
## Q54 - Vital Signs At a Glance Contract Report for 173770/0001 - September 2019

Name or company name	Pentwyn Dental Surgery
Contract type name	GDS Contract
Purpose of contract	General
Contract start date	01/10/2012
Contract end date	

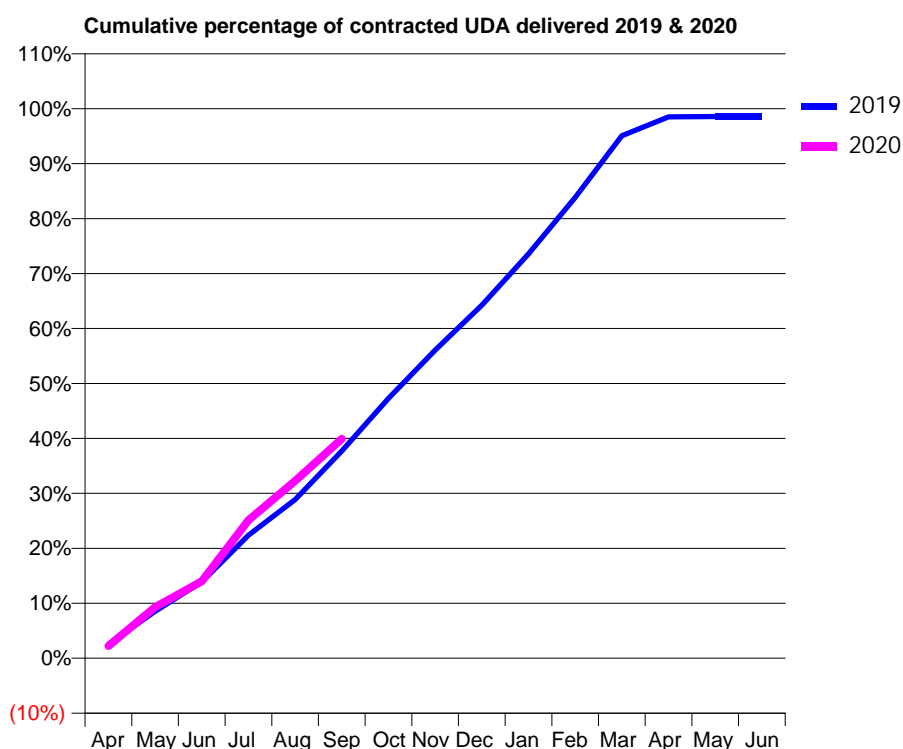
19/20 Contracted general activity (UDA)	17,530
Carry forward general activity (UDA)	250
19/20 Contracted orthodontic activity (UOA)	0
Carry forward orthodontic activity (UOA)	0
Baseline contract value	£406,991.86

### ACCESS\*

Patients seen in 24 months	Total	Change since previous quarter
Quarter ending September 2018	5,767	
Quarter ending December 2018	5,790	→
Quarter ending March 2019	5,757	→
Quarter ending June 2019	5,747	→
Quarter ending September 2019	5,816	→
<b>Variance since September 2018</b>	<b>0.8%</b>	<b>→</b>



### ACTIVITY



Month	2019	2020
April	446	389
May	1,501	1,633
June	2,437	2,451
July	3,926	4,405
August	5,059	5,660
September	6,610	6,996
October	8,289	
November	9,830	
December	11,256	
January	12,901	
February	14,699	
March	16,666	
April	17,269	
May	17,276	
June	17,280	

### QUALITY

	Quantity	Base Number	Contract	AT	Region	England
% of FP17s for the same patient ID Re-attending within 3 months - Children	70	1,286	5.4%	9.9%	11.3%	11.5%
% of FP17s for the same patient ID Re-attending within 3 months - Adults	347	2,764	12.6%	14.4%	14.7%	15.4%
% of FP17s for the same patient ID Re-attending between 3 & 9 months - Children	900	1,286	70.0%	53.5%	60.8%	59.7%
% of FP17s for the same patient ID Re-attending between 3 & 9 months - Adults	1,677	2,764	60.7%	48.5%	52.8%	51.7%
% of FP17s for Band 1 Urgent Courses	223	3,759	5.9%	8.3%	8.2%	9.2%
% of FP17s Relating to Free Repair or Replacements	24	3,759	0.6%	0.7%	0.7%	0.7%
% of FP17s Relating to Continuations	34	3,759	0.9%	0.7%	0.8%	0.8%
% of Patients satisfied with the dentistry they have received	5	6	N/A	92.9%	93.2%	93.5%
% of Patients satisfied with the time they had to wait for an appointment	5	6	N/A	91.6%	88.5%	87.4%

\* This is based on patients treated on this contract for their most recent course of treatment.

Figures in italics indicate the base number of FP17s or Patient Questionnaire responses are less than 100. N/A is shown where the base number of responses is less than 10 during the period. % is calculated as Quantity/Base number\*100

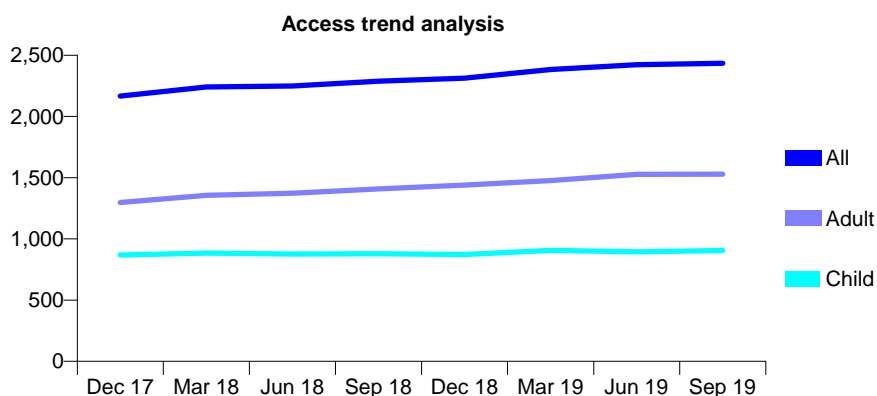
## Q54 - Vital Signs At a Glance Contract Report for 175234/0001 - September 2019

Name or company name	Oakville Dental Partnership
Contract type name	GDS Contract
Purpose of contract	General
Contract start date	01/09/2010
Contract end date	

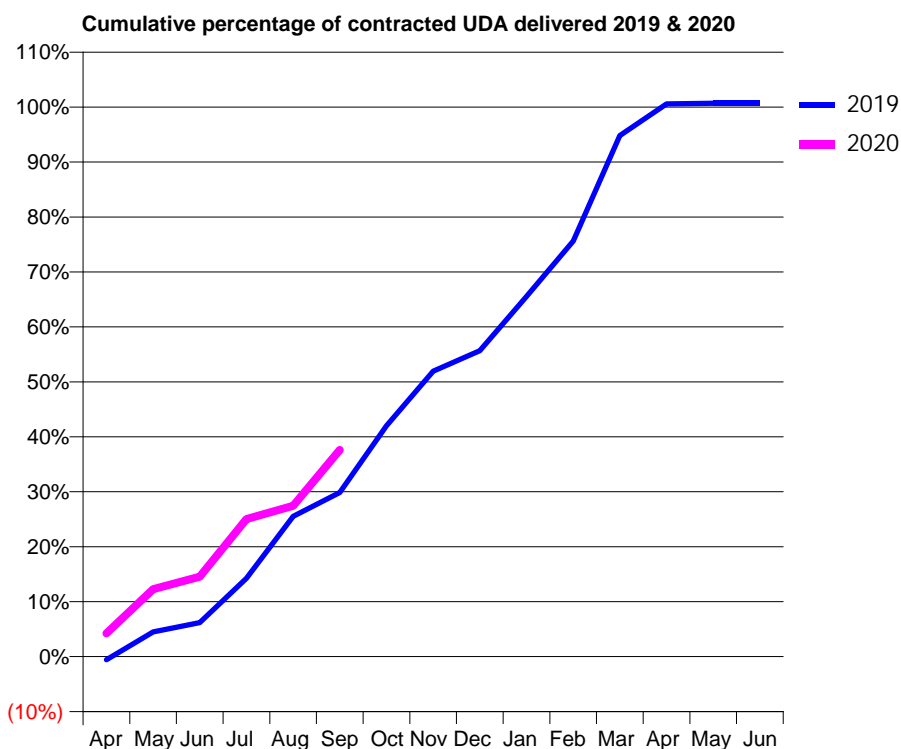
19/20 Contracted general activity (UDA)	5,768
Carry forward general activity (UDA)	-39
19/20 Contracted orthodontic activity (UOA)	0
Carry forward orthodontic activity (UOA)	0
Baseline contract value	£152,741.25

### ACCESS\*

Patients seen in 24 months	Total	Change since previous quarter
Quarter ending September 2018	2,288	
Quarter ending December 2018	2,313	→
Quarter ending March 2019	2,384	↑
Quarter ending June 2019	2,423	→
Quarter ending September 2019	2,434	→
<b>Variance since September 2018</b>	<b>6.4%</b>	<b>↑</b>



### ACTIVITY



Month	Adjusted Scheduled Activity (UDA)	
	2019	2020
April	-34	244
May	260	708
June	358	840
July	822	1,444
August	1,471	1,584
September	1,722	2,170
October	2,424	
November	2,996	
December	3,212	
January	3,780	
February	4,363	
March	5,467	
April	5,801	
May	5,808	
June	5,808	

### QUALITY

	Quantity	Base Number	Contract	AT	Region	England
% of FP17s for the same patient ID Re-attending within 3 months - Children	65	688	9.4%	9.9%	11.3%	11.5%
% of FP17s for the same patient ID Re-attending within 3 months - Adults	159	1,043	15.2%	14.4%	14.7%	15.4%
% of FP17s for the same patient ID Re-attending between 3 & 9 months - Children	471	688	68.5%	53.5%	60.8%	59.7%
% of FP17s for the same patient ID Re-attending between 3 & 9 months - Adults	576	1,043	55.2%	48.5%	52.8%	51.7%
% of FP17s for Band 1 Urgent Courses	87	1,194	7.3%	8.3%	8.2%	9.2%
% of FP17s Relating to Free Repair or Replacements	5	1,194	0.4%	0.7%	0.7%	0.7%
% of FP17s Relating to Continuations	16	1,194	1.3%	0.7%	0.8%	0.8%
% of Patients satisfied with the dentistry they have received	1	1	N/A	92.9%	93.2%	93.5%
% of Patients satisfied with the time they had to wait for an appointment	1	1	N/A	91.6%	88.5%	87.4%

\* This is based on patients treated on this contract for their most recent course of treatment. Figures in italics indicate the base number of FP17s or Patient Questionnaire responses are less than 100. N/A is shown where the base number of responses is less than 10 during the period. % is calculated as Quantity/Base number\*100

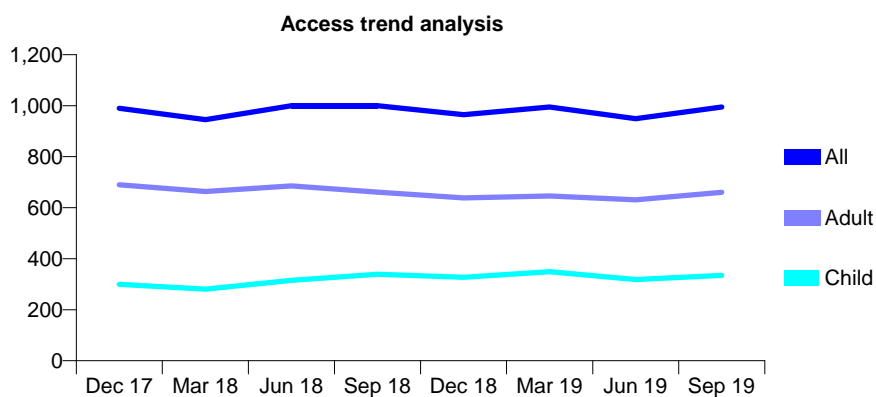
## Q54 - Vital Signs At a Glance Contract Report for 176745/0001 - September 2019

Name or company name	Hillcrest Dental Surgery Partnership
Contract type name	GDS Contract
Purpose of contract	General and Orthodontic
Contract start date	01/04/2012
Contract end date	

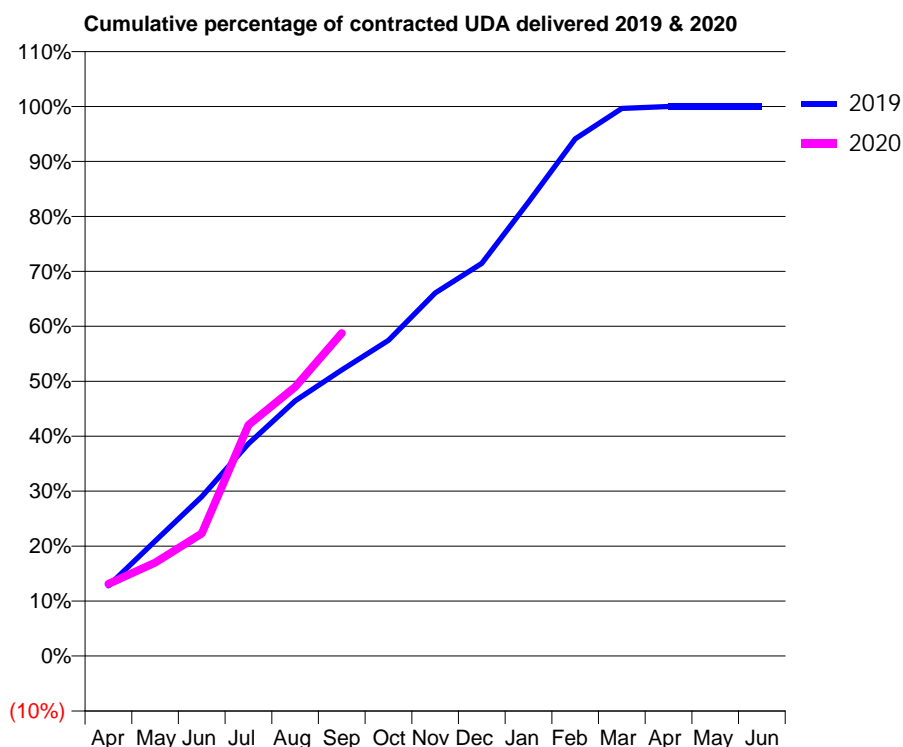
19/20 Contracted general activity (UDA)	3,216
Carry forward general activity (UDA)	0
19/20 Contracted orthodontic activity (UOA)	2,050
Carry forward orthodontic activity (UOA)	-1
Baseline contract value	£222,815.46

### ACCESS\*

Patients seen in 24 months	Total	Change since previous quarter
Quarter ending September 2018	1,000	
Quarter ending December 2018	965	↓
Quarter ending March 2019	995	↑
Quarter ending June 2019	949	↓
Quarter ending September 2019	995	↑
<b>Variance since September 2018</b>	<b>(0.5%)</b>	<b>→</b>



### ACTIVITY



Month	Adjusted Scheduled Activity (UDA)	
	2019	2020
April	411	422
May	673	547
June	932	717
July	1,242	1,352
August	1,493	1,574
September	1,674	1,890
October	1,848	
November	2,125	
December	2,298	
January	2,657	
February	3,027	
March	3,204	
April	3,216	
May	3,216	
June	3,216	

### QUALITY

	Quantity	Base Number	Contract	AT	Region	England
% of FP17s for the same patient ID Re-attending within 3 months - Children	25	313	8.0%	9.9%	11.3%	11.5%
% of FP17s for the same patient ID Re-attending within 3 months - Adults	51	396	12.9%	14.4%	14.7%	15.4%
% of FP17s for the same patient ID Re-attending between 3 & 9 months - Children	82	313	26.2%	53.5%	60.8%	59.7%
% of FP17s for the same patient ID Re-attending between 3 & 9 months - Adults	189	396	47.7%	48.5%	52.8%	51.7%
% of FP17s for Band 1 Urgent Courses	48	570	8.4%	8.3%	8.2%	9.2%
% of FP17s Relating to Free Repair or Replacements	0	570	0.0%	0.7%	0.7%	0.7%
% of FP17s Relating to Continuations	4	570	0.7%	0.7%	0.8%	0.8%
% of Patients satisfied with the dentistry they have received	0	0	N/A	92.9%	93.2%	93.5%
% of Patients satisfied with the time they had to wait for an appointment	0	0	N/A	91.6%	88.5%	87.4%

\* This is based on patients treated on this contract for their most recent course of treatment. Figures in italics indicate the base number of FP17s or Patient Questionnaire responses are less than 100. N/A is shown where the base number of responses is less than 10 during the period. % is calculated as Quantity/Base number\*100



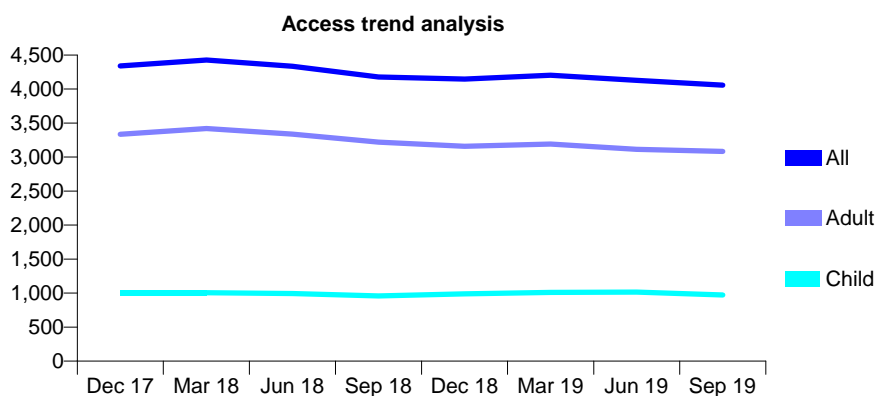
## Q54 - Vital Signs At a Glance Contract Report for 176753/0001 - September 2019

Name or company name	Roseville Dental Practice
Contract type name	GDS Contract
Purpose of contract	General
Contract start date	01/06/2010
Contract end date	

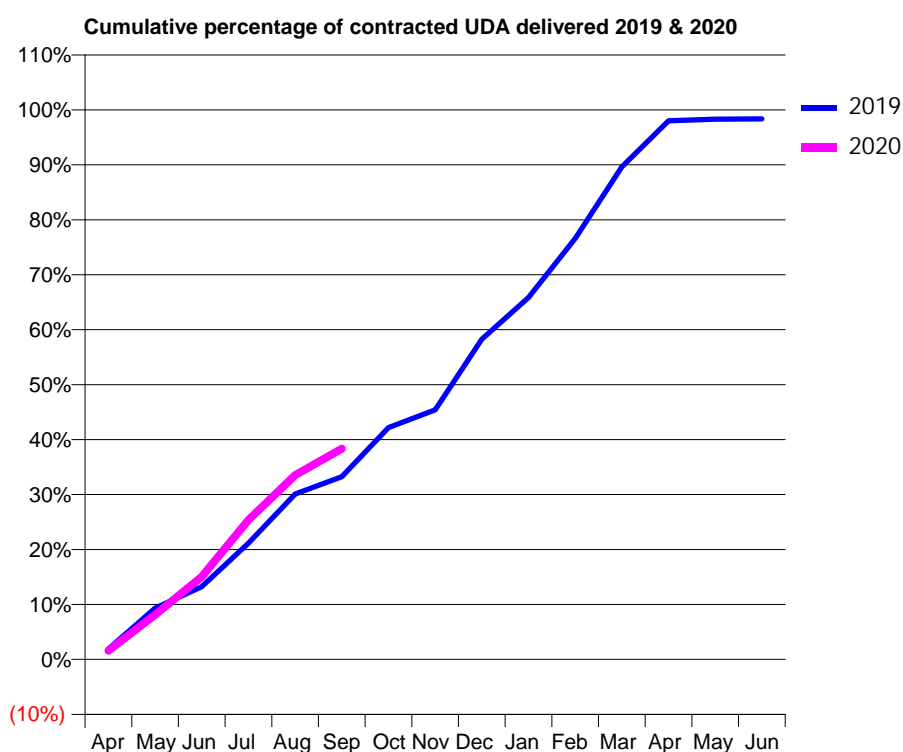
19/20 Contracted general activity (UDA)	10,949
Carry forward general activity (UDA)	178
19/20 Contracted orthodontic activity (UOA)	0
Carry forward orthodontic activity (UOA)	0
Baseline contract value	£256,628.95

### ACCESS\*

Patients seen in 24 months	Total	Change since previous quarter
Quarter ending September 2018	4,178	
Quarter ending December 2018	4,148	→
Quarter ending March 2019	4,203	→
Quarter ending June 2019	4,129	↓
Quarter ending September 2019	4,058	↓
<b>Variance since September 2018</b>	<b>(2.9%)</b>	<b>↓</b>



### ACTIVITY



Month	Adjusted Scheduled Activity (UDA)	
	2019	2020
April	207	174
May	1,020	891
June	1,449	1,645
July	2,319	2,779
August	3,295	3,670
September	3,638	4,197
October	4,619	
November	4,972	
December	6,377	
January	7,211	
February	8,388	
March	9,814	
April	10,731	
May	10,763	
June	10,771	

### QUALITY

	Quantity	Base Number	Contract	AT	Region	England
% of FP17s for the same patient ID Re-attending within 3 months - Children	52	575	9.0%	9.9%	11.3%	11.5%
% of FP17s for the same patient ID Re-attending within 3 months - Adults	381	1,948	19.6%	14.4%	14.7%	15.4%
% of FP17s for the same patient ID Re-attending between 3 & 9 months - Children	262	575	45.6%	53.5%	60.8%	59.7%
% of FP17s for the same patient ID Re-attending between 3 & 9 months - Adults	1,017	1,948	52.2%	48.5%	52.8%	51.7%
% of FP17s for Band 1 Urgent Courses	370	2,168	17.1%	8.3%	8.2%	9.2%
% of FP17s Relating to Free Repair or Replacements	8	2,168	0.4%	0.7%	0.7%	0.7%
% of FP17s Relating to Continuations	10	2,168	0.5%	0.7%	0.8%	0.8%
% of Patients satisfied with the dentistry they have received	1	1	N/A	92.9%	93.2%	93.5%
% of Patients satisfied with the time they had to wait for an appointment	1	1	N/A	91.6%	88.5%	87.4%

\* This is based on patients treated on this contract for their most recent course of treatment. Figures in italics indicate the base number of FP17s or Patient Questionnaire responses are less than 100. N/A is shown where the base number of responses is less than 10 during the period. % is calculated as Quantity/Base number\*100

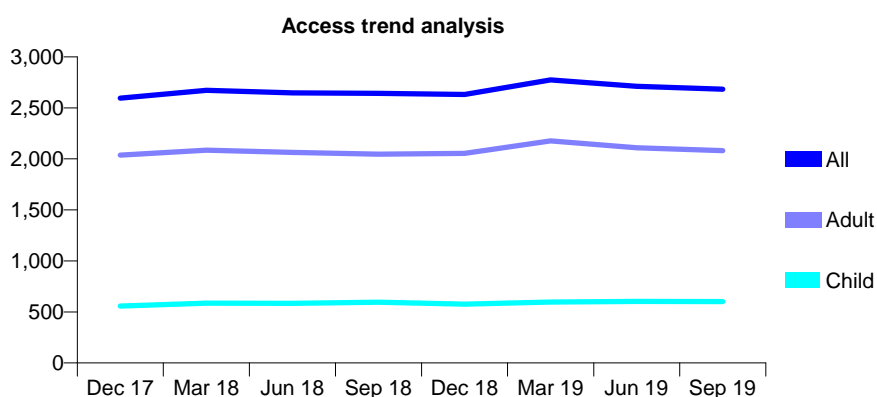
## Q54 - Vital Signs At a Glance Contract Report for 177407/0003 - September 2019

Name or company name	BST Partnership
Contract type name	GDS Contract
Purpose of contract	General
Contract start date	01/04/2012
Contract end date	

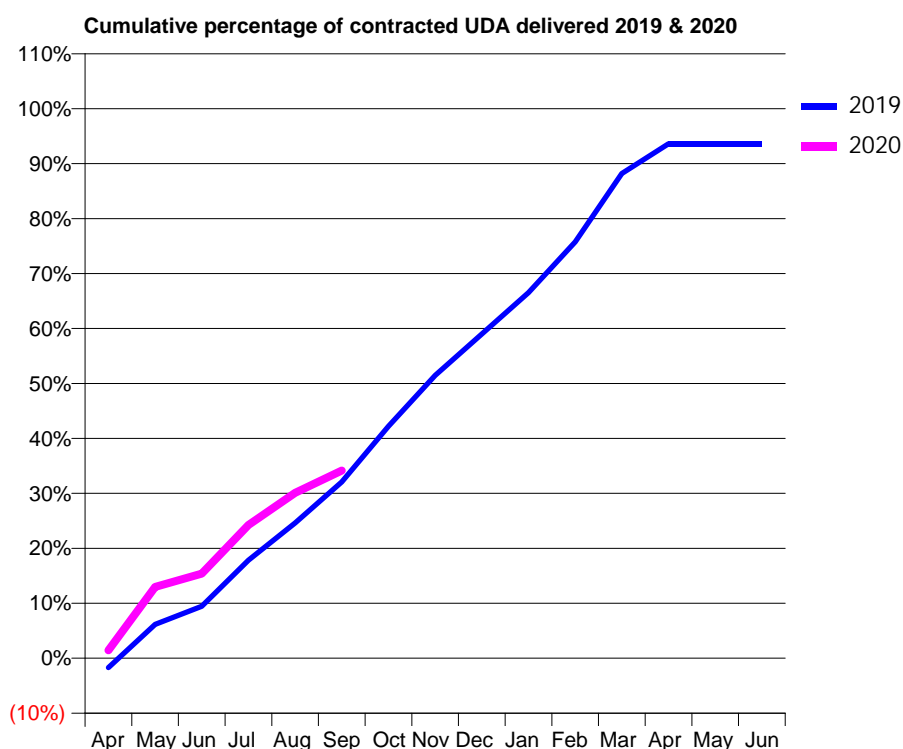
19/20 Contracted general activity (UDA)	7,350
Carry forward general activity (UDA)	0
19/20 Contracted orthodontic activity (UOA)	0
Carry forward orthodontic activity (UOA)	0
Baseline contract value	£164,925.51

### ACCESS\*

Patients seen in 24 months	Total	Change since previous quarter
Quarter ending September 2018	2,642	
Quarter ending December 2018	2,631	→
Quarter ending March 2019	2,774	↑
Quarter ending June 2019	2,712	↓
Quarter ending September 2019	2,683	↓
<b>Variance since September 2018</b>	<b>1.6%</b>	<b>→</b>



### ACTIVITY



Month	2019	2020
April	-125	106
May	452	953
June	695	1,131
July	1,313	1,783
August	1,809	2,213
September	2,358	2,510
October	3,103	
November	3,784	
December	4,335	
January	4,889	
February	5,569	
March	6,483	
April	6,880	
May	6,880	
June	6,880	

### QUALITY

	Quantity	Base Number	Contract	AT	Region	England
% of FP17s for the same patient ID Re-attending within 3 months - Children	16	346	4.6%	9.9%	11.3%	11.5%
% of FP17s for the same patient ID Re-attending within 3 months - Adults	187	1,097	17.0%	14.4%	14.7%	15.4%
% of FP17s for the same patient ID Re-attending between 3 & 9 months - Children	184	346	53.2%	53.5%	60.8%	59.7%
% of FP17s for the same patient ID Re-attending between 3 & 9 months - Adults	552	1,097	50.3%	48.5%	52.8%	51.7%
% of FP17s for Band 1 Urgent Courses	152	1,275	11.9%	8.3%	8.2%	9.2%
% of FP17s Relating to Free Repair or Replacements	19	1,275	1.5%	0.7%	0.7%	0.7%
% of FP17s Relating to Continuations	34	1,275	2.7%	0.7%	0.8%	0.8%
% of Patients satisfied with the dentistry they have received	2	2	N/A	92.9%	93.2%	93.5%
% of Patients satisfied with the time they had to wait for an appointment	2	2	N/A	91.6%	88.5%	87.4%

\* This is based on patients treated on this contract for their most recent course of treatment.

Figures in italics indicate the base number of FP17s or Patient Questionnaire responses are less than 100. N/A is shown where the base number of responses is less than 10 during the period. % is calculated as Quantity/Base number\*100

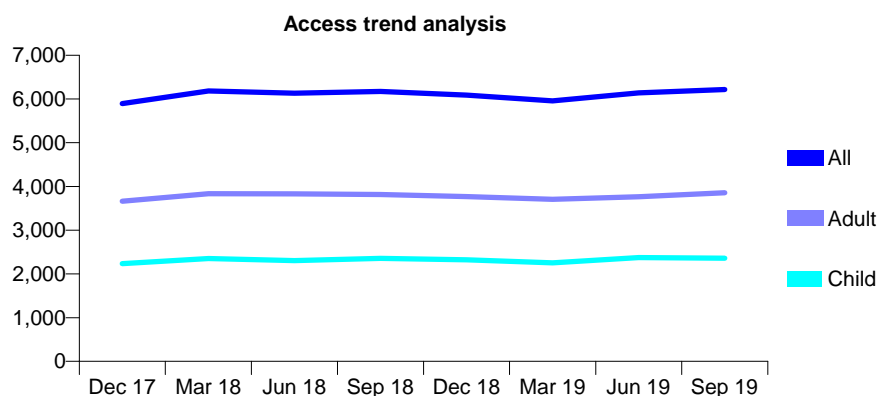
## Q54 - Vital Signs At a Glance Contract Report for 177407/0005 - September 2019

Name or company name	BST Partnership
Contract type name	GDS Contract
Purpose of contract	General
Contract start date	01/04/2013
Contract end date	

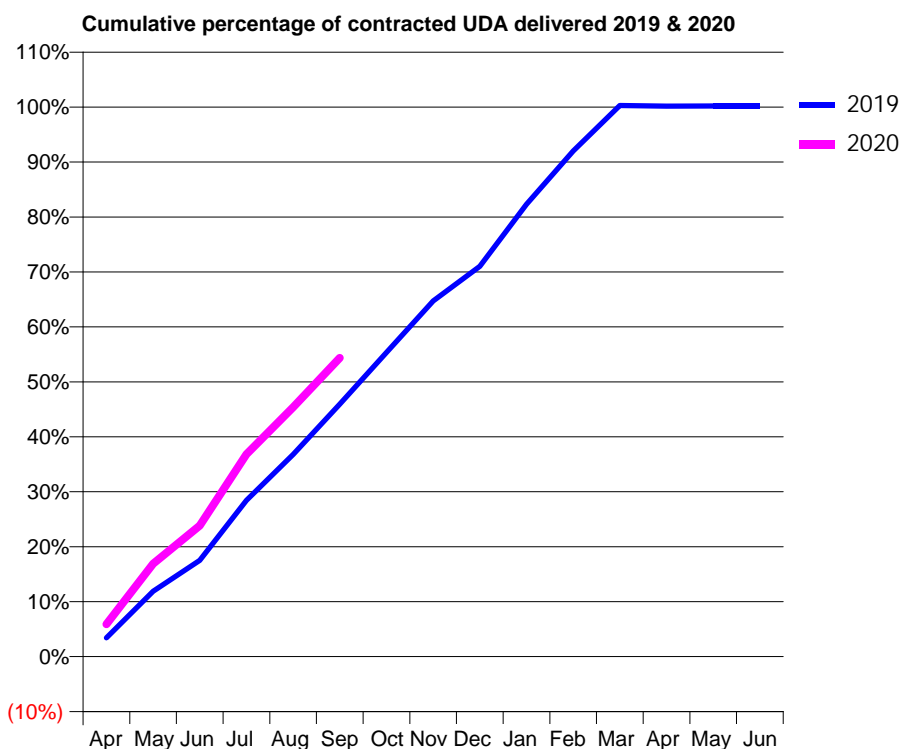
19/20 Contracted general activity (UDA)	15,774
Carry forward general activity (UDA)	-29
19/20 Contracted orthodontic activity (UOA)	0
Carry forward orthodontic activity (UOA)	0
Baseline contract value	£387,628.88

### ACCESS\*

Patients seen in 24 months	Total	Change since previous quarter
Quarter ending September 2018	6,172	
Quarter ending December 2018	6,091	↓
Quarter ending March 2019	5,957	↓
Quarter ending June 2019	6,140	↑
Quarter ending September 2019	6,217	→
<b>Variance since September 2018</b>	<b>0.7%</b>	<b>→</b>



### ACTIVITY



Month	Adjusted Scheduled Activity (UDA)	
	2019	2020
April	541	932
May	1,878	2,665
June	2,761	3,761
July	4,485	5,808
August	5,806	7,159
September	7,246	8,577
October	8,731	
November	10,211	
December	11,204	
January	12,982	
February	14,512	
March	15,819	
April	15,801	
May	15,802	
June	15,803	

### QUALITY

	Quantity	Base Number	Contract	AT	Region	England
% of FP17s for the same patient ID Re-attending within 3 months - Children	159	1,420	11.2%	9.9%	11.3%	11.5%
% of FP17s for the same patient ID Re-attending within 3 months - Adults	406	1,999	20.3%	14.4%	14.7%	15.4%
% of FP17s for the same patient ID Re-attending between 3 & 9 months - Children	541	1,420	38.1%	53.5%	60.8%	59.7%
% of FP17s for the same patient ID Re-attending between 3 & 9 months - Adults	572	1,999	28.6%	48.5%	52.8%	51.7%
% of FP17s for Band 1 Urgent Courses	577	3,402	17.0%	8.3%	8.2%	9.2%
% of FP17s Relating to Free Repair or Replacements	0	3,402	0.0%	0.7%	0.7%	0.7%
% of FP17s Relating to Continuations	0	3,402	0.0%	0.7%	0.8%	0.8%
% of Patients satisfied with the dentistry they have received	0	0	N/A	92.9%	93.2%	93.5%
% of Patients satisfied with the time they had to wait for an appointment	0	0	N/A	91.6%	88.5%	87.4%

\* This is based on patients treated on this contract for their most recent course of treatment. Figures in italics indicate the base number of FP17s or Patient Questionnaire responses are less than 100. N/A is shown where the base number of responses is less than 10 during the period. % is calculated as Quantity/Base number\*100

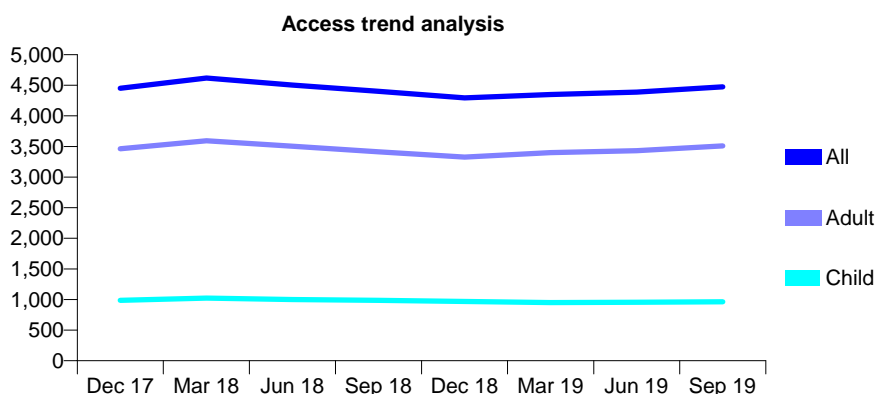
## Q54 - Vital Signs At a Glance Contract Report for 178853/0001 - September 2019

Name or company name	OraCo Ltd
Contract type name	GDS Contract
Purpose of contract	General
Contract start date	01/04/2011
Contract end date	

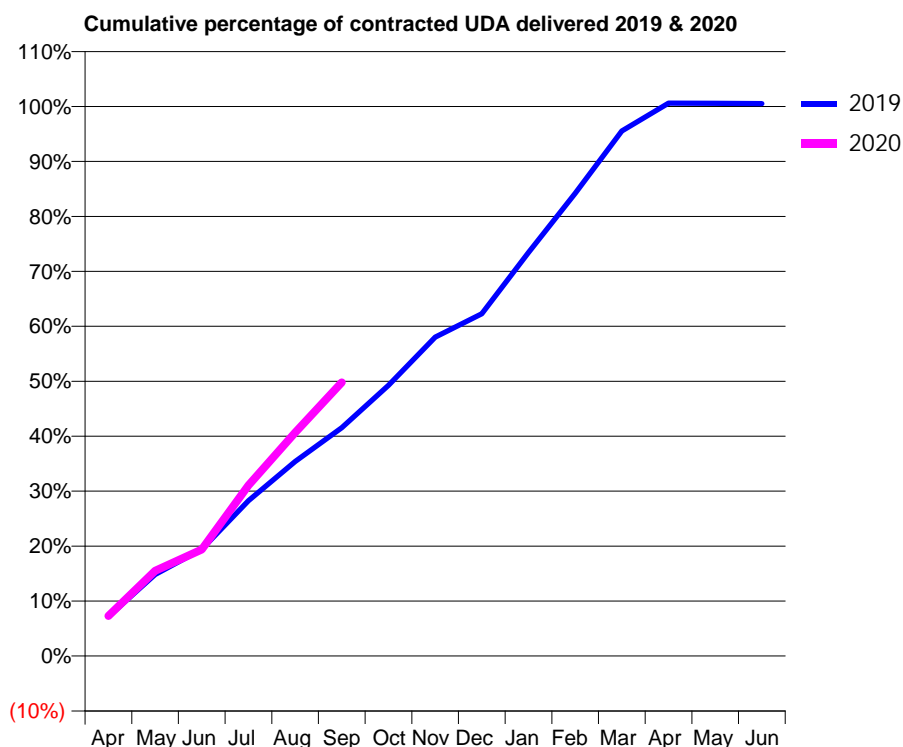
19/20 Contracted general activity (UDA)	14,447
Carry forward general activity (UDA)	-71
19/20 Contracted orthodontic activity (UOA)	0
Carry forward orthodontic activity (UOA)	0
Baseline contract value	£414,221.40

### ACCESS\*

Patients seen in 24 months	Total	Change since previous quarter
Quarter ending September 2018	4,401	
Quarter ending December 2018	4,293	↓
Quarter ending March 2019	4,349	→
Quarter ending June 2019	4,388	→
Quarter ending September 2019	4,474	→
<b>Variance since September 2018</b>	<b>1.7%</b>	<b>→</b>



### ACTIVITY



Month	Adjusted Scheduled Activity (UDA)	
	2019	2020
April	1,041	1,052
May	2,144	2,241
June	2,804	2,800
July	4,083	4,484
August	5,114	5,879
September	5,999	7,191
October	7,118	
November	8,385	
December	8,998	
January	10,607	
February	12,166	
March	13,800	
April	14,533	
May	14,532	
June	14,518	

### QUALITY

	Quantity	Base Number	Contract	AT	Region	England
% of FP17s for the same patient ID Re-attending within 3 months - Children	55	739	7.4%	9.9%	11.3%	11.5%
% of FP17s for the same patient ID Re-attending within 3 months - Adults	289	2,438	11.9%	14.4%	14.7%	15.4%
% of FP17s for the same patient ID Re-attending between 3 & 9 months - Children	450	739	60.9%	53.5%	60.8%	59.7%
% of FP17s for the same patient ID Re-attending between 3 & 9 months - Adults	1,089	2,438	44.7%	48.5%	52.8%	51.7%
% of FP17s for Band 1 Urgent Courses	186	2,992	6.2%	8.3%	8.2%	9.2%
% of FP17s Relating to Free Repair or Replacements	82	2,992	2.7%	0.7%	0.7%	0.7%
% of FP17s Relating to Continuations	33	2,992	1.1%	0.7%	0.8%	0.8%
% of Patients satisfied with the dentistry they have received	3	3	N/A	92.9%	93.2%	93.5%
% of Patients satisfied with the time they had to wait for an appointment	2	3	N/A	91.6%	88.5%	87.4%

\* This is based on patients treated on this contract for their most recent course of treatment. Figures in italics indicate the base number of FP17s or Patient Questionnaire responses are less than 100. N/A is shown where the base number of responses is less than 10 during the period. % is calculated as Quantity/Base number\*100

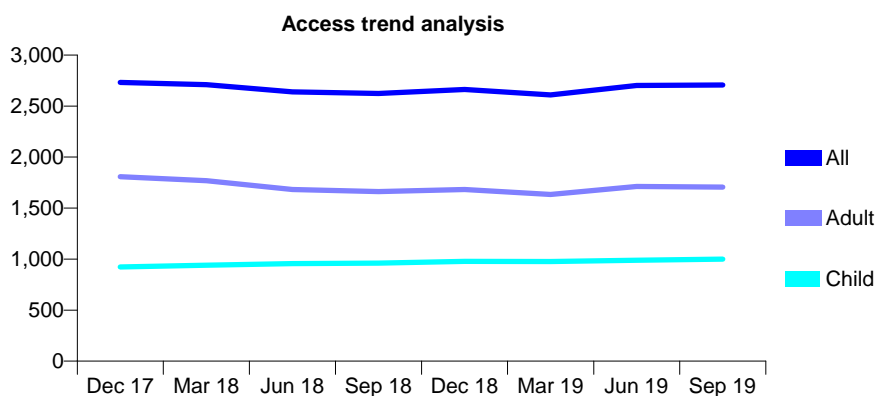
## Q54 - Vital Signs At a Glance Contract Report for 180009/0001 - September 2019

Name or company name	Aesthetic Dental Implant Surgery
Contract type name	GDS Contract
Purpose of contract	General
Contract start date	01/11/2011
Contract end date	

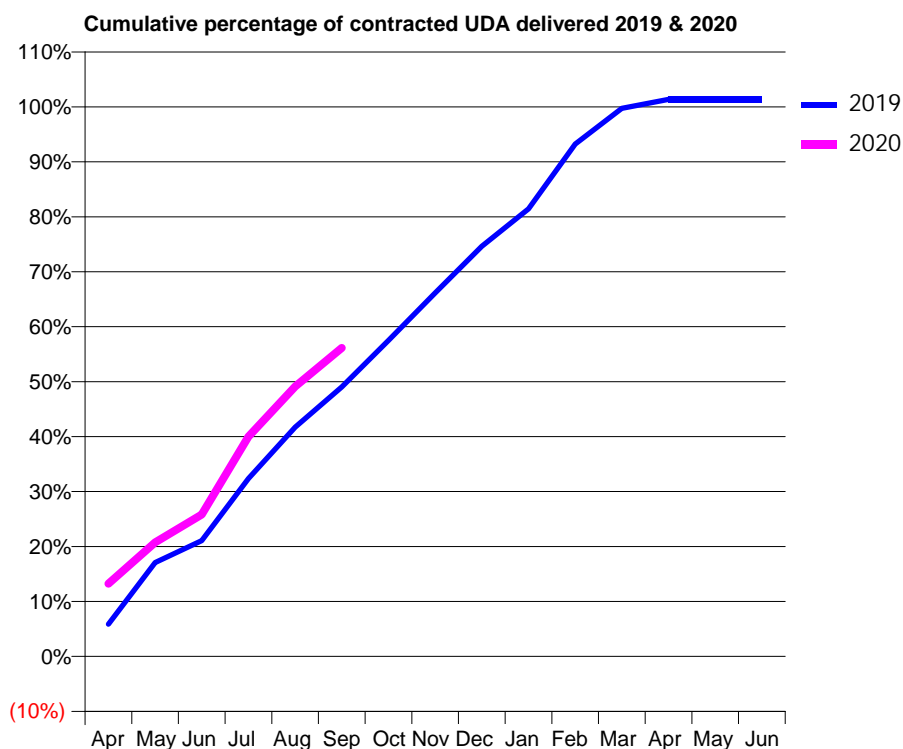
19/20 Contracted general activity (UDA)	4,305
Carry forward general activity (UDA)	-57
19/20 Contracted orthodontic activity (UOA)	0
Carry forward orthodontic activity (UOA)	0
Baseline contract value	£100,441.80

### ACCESS\*

Patients seen in 24 months	Total	Change since previous quarter
Quarter ending September 2018	2,624	
Quarter ending December 2018	2,662	→
Quarter ending March 2019	2,610	↓
Quarter ending June 2019	2,701	↑
Quarter ending September 2019	2,707	→
<b>Variance since September 2018</b>	<b>3.2%</b>	<b>↑</b>



### ACTIVITY



Month	2019	2020
April	254	570
May	735	894
June	907	1,111
July	1,394	1,722
August	1,796	2,114
September	2,111	2,416
October	2,475	
November	2,848	
December	3,213	
January	3,507	
February	4,014	
March	4,294	
April	4,363	
May	4,363	
June	4,363	

### QUALITY

	Quantity	Base Number	Contract	AT	Region	England
% of FP17s for the same patient ID Re-attending within 3 months - Children	60	604	9.9%	9.9%	11.3%	11.5%
% of FP17s for the same patient ID Re-attending within 3 months - Adults	281	1,049	26.8%	14.4%	14.7%	15.4%
% of FP17s for the same patient ID Re-attending between 3 & 9 months - Children	247	604	40.9%	53.5%	60.8%	59.7%
% of FP17s for the same patient ID Re-attending between 3 & 9 months - Adults	287	1,049	27.4%	48.5%	52.8%	51.7%
% of FP17s for Band 1 Urgent Courses	202	1,091	18.5%	8.3%	8.2%	9.2%
% of FP17s Relating to Free Repair or Replacements	5	1,091	0.5%	0.7%	0.7%	0.7%
% of FP17s Relating to Continuations	7	1,091	0.6%	0.7%	0.8%	0.8%
% of Patients satisfied with the dentistry they have received	1	1	N/A	92.9%	93.2%	93.5%
% of Patients satisfied with the time they had to wait for an appointment	1	1	N/A	91.6%	88.5%	87.4%

\* This is based on patients treated on this contract for their most recent course of treatment. Figures in italics indicate the base number of FP17s or Patient Questionnaire responses are less than 100. N/A is shown where the base number of responses is less than 10 during the period. % is calculated as Quantity/Base number\*100

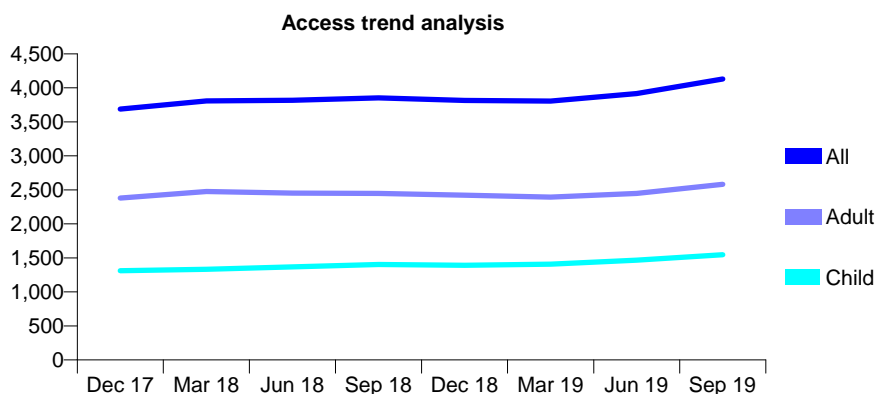
## Q54 - Vital Signs At a Glance Contract Report for 180017/0001 - September 2019

Name or company name	Dr AS Bhandal, Dr Balbir Bhandal & Dr Balj
Contract type name	GDS Contract
Purpose of contract	General
Contract start date	28/05/2010
Contract end date	

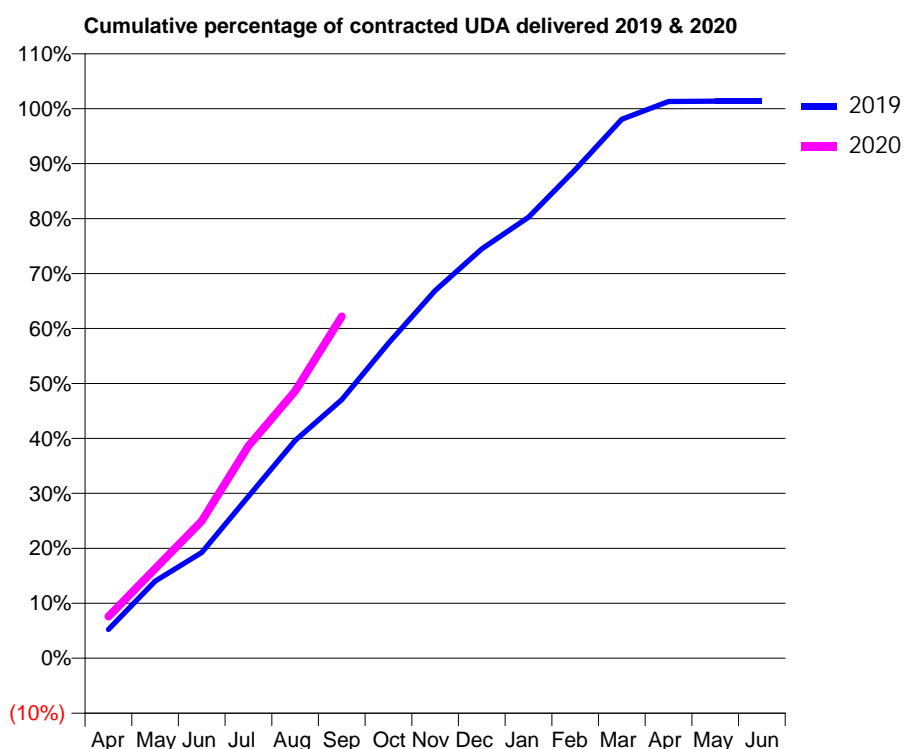
19/20 Contracted general activity (UDA)	10,544
Carry forward general activity (UDA)	-141
19/20 Contracted orthodontic activity (UOA)	0
Carry forward orthodontic activity (UOA)	0
Baseline contract value	£250,619.18

### ACCESS\*

Patients seen in 24 months	Total	Change since previous quarter
Quarter ending September 2018	3,851	
Quarter ending December 2018	3,814	→
Quarter ending March 2019	3,805	→
Quarter ending June 2019	3,916	↑
Quarter ending September 2019	4,130	↑
<b>Variance since September 2018</b>	<b>7.2%</b>	<b>↑</b>



### ACTIVITY



Month	2019	2020
April	552	800
May	1,477	1,719
June	2,028	2,634
July	3,104	4,076
August	4,178	5,126
September	4,961	6,557
October	6,045	
November	7,056	
December	7,855	
January	8,461	
February	9,375	
March	10,342	
April	10,682	
May	10,686	
June	10,686	

### QUALITY

	Quantity	Base Number	Contract	AT	Region	England
% of FP17s for the same patient ID Re-attending within 3 months - Children	61	1,026	5.9%	9.9%	11.3%	11.5%
% of FP17s for the same patient ID Re-attending within 3 months - Adults	129	1,462	8.8%	14.4%	14.7%	15.4%
% of FP17s for the same patient ID Re-attending between 3 & 9 months - Children	365	1,026	35.6%	53.5%	60.8%	59.7%
% of FP17s for the same patient ID Re-attending between 3 & 9 months - Adults	488	1,462	33.4%	48.5%	52.8%	51.7%
% of FP17s for Band 1 Urgent Courses	130	2,322	5.6%	8.3%	8.2%	9.2%
% of FP17s Relating to Free Repair or Replacements	3	2,322	0.1%	0.7%	0.7%	0.7%
% of FP17s Relating to Continuations	0	2,322	0.0%	0.7%	0.8%	0.8%
% of Patients satisfied with the dentistry they have received	0	0	N/A	92.9%	93.2%	93.5%
% of Patients satisfied with the time they had to wait for an appointment	0	0	N/A	91.6%	88.5%	87.4%

\* This is based on patients treated on this contract for their most recent course of treatment.

Figures in italics indicate the base number of FP17s or Patient Questionnaire responses are less than 100. N/A is shown where the base number of responses is less than 10 during the period. % is calculated as Quantity/Base number\*100

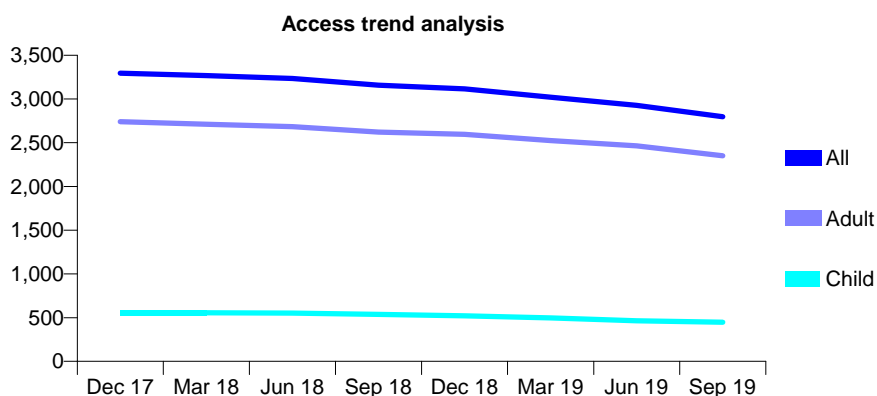
## Q54 - Vital Signs At a Glance Contract Report for 181544/0001 - September 2019

Name or company name	Pelsall Road Dental Partnership
Contract type name	GDS Contract
Purpose of contract	General
Contract start date	30/07/2012
Contract end date	

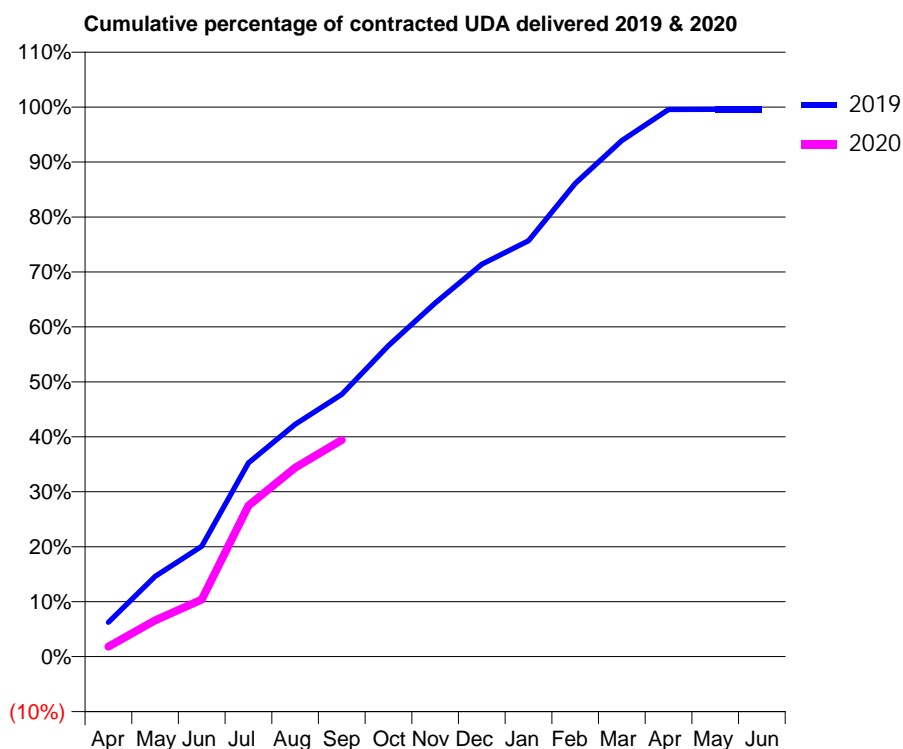
19/20 Contracted general activity (UDA)	8,071
Carry forward general activity (UDA)	33
19/20 Contracted orthodontic activity (UOA)	0
Carry forward orthodontic activity (UOA)	0
Baseline contract value	£299,733.70

### ACCESS\*

Patients seen in 24 months	Total	Change since previous quarter
Quarter ending September 2018	3,158	
Quarter ending December 2018	3,117	↓
Quarter ending March 2019	3,021	↓
Quarter ending June 2019	2,927	↓
Quarter ending September 2019	2,798	↓
<b>Variance since September 2018</b>	<b>(11.4%)</b>	<b>↓</b>



### ACTIVITY



Month	Adjusted Scheduled Activity (UDA)	
	2019	2020
April	504	148
May	1,179	533
June	1,621	838
July	2,845	2,218
August	3,413	2,775
September	3,852	3,181
October	4,569	
November	5,193	
December	5,764	
January	6,108	
February	6,948	
March	7,579	
April	8,035	
May	8,038	
June	8,038	

### QUALITY

	Quantity	Base Number	Contract	AT	Region	England
% of FP17s for the same patient ID Re-attending within 3 months - Children	11	324	3.4%	9.9%	11.3%	11.5%
% of FP17s for the same patient ID Re-attending within 3 months - Adults	161	1,810	8.9%	14.4%	14.7%	15.4%
% of FP17s for the same patient ID Re-attending between 3 & 9 months - Children	220	324	67.9%	53.5%	60.8%	59.7%
% of FP17s for the same patient ID Re-attending between 3 & 9 months - Adults	1,049	1,810	58.0%	48.5%	52.8%	51.7%
% of FP17s for Band 1 Urgent Courses	100	1,887	5.3%	8.3%	8.2%	9.2%
% of FP17s Relating to Free Repair or Replacements	7	1,887	0.4%	0.7%	0.7%	0.7%
% of FP17s Relating to Continuations	23	1,887	1.2%	0.7%	0.8%	0.8%
% of Patients satisfied with the dentistry they have received	0	0	N/A	92.9%	93.2%	93.5%
% of Patients satisfied with the time they had to wait for an appointment	0	0	N/A	91.6%	88.5%	87.4%

\* This is based on patients treated on this contract for their most recent course of treatment. Figures in italics indicate the base number of FP17s or Patient Questionnaire responses are less than 100. N/A is shown where the base number of responses is less than 10 during the period. % is calculated as Quantity/Base number\*100

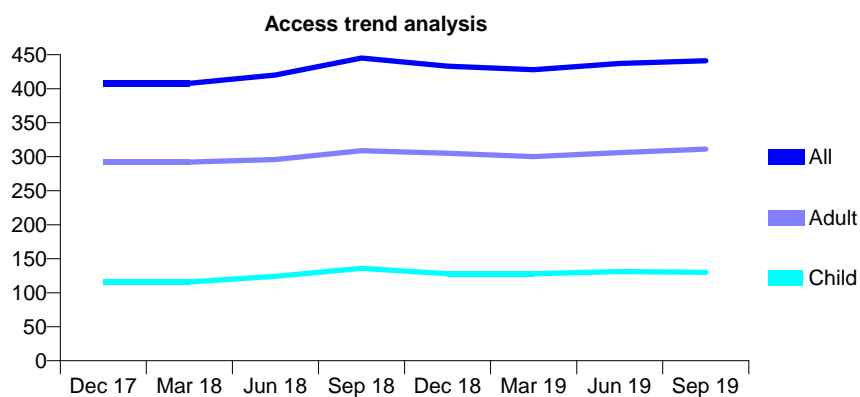
## Q54 - Vital Signs At a Glance Contract Report for 183628/0001 - September 2019

Name or company name	Greenwood Dental Clinic
Contract type name	GDS Contract
Purpose of contract	General
Contract start date	09/11/2013
Contract end date	

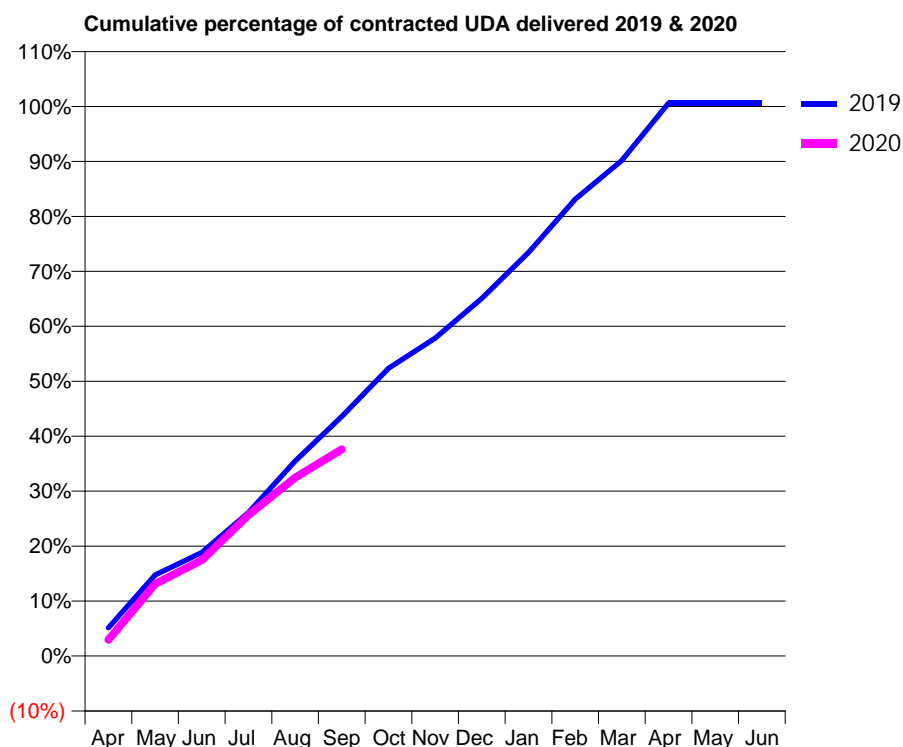
19/20 Contracted general activity (UDA)	1,150
Carry forward general activity (UDA)	-6
19/20 Contracted orthodontic activity (UOA)	0
Carry forward orthodontic activity (UOA)	0
Baseline contract value	£26,453.89

### ACCESS\*

Patients seen in 24 months	Total	Change since previous quarter
Quarter ending September 2018	445	
Quarter ending December 2018	433	↓
Quarter ending March 2019	428	↓
Quarter ending June 2019	437	↑
Quarter ending September 2019	441	→
<b>Variance since September 2018</b>	<b>(0.9%)</b>	<b>→</b>



### ACTIVITY



Month	Adjusted Scheduled Activity (UDA)	
	2019	2020
April	59	34
May	170	151
June	217	200
July	300	295
August	408	373
September	501	433
October	602	
November	665	
December	748	
January	844	
February	956	
March	1,037	
April	1,157	
May	1,157	
June	1,157	

### QUALITY

	Quantity	Base Number	Contract	AT	Region	England
% of FP17s for the same patient ID Re-attending within 3 months - Children	6	88	6.8%	9.9%	11.3%	11.5%
% of FP17s for the same patient ID Re-attending within 3 months - Adults	24	205	11.7%	14.4%	14.7%	15.4%
% of FP17s for the same patient ID Re-attending between 3 & 9 months - Children	44	88	50.0%	53.5%	60.8%	59.7%
% of FP17s for the same patient ID Re-attending between 3 & 9 months - Adults	101	205	49.3%	48.5%	52.8%	51.7%
% of FP17s for Band 1 Urgent Courses	29	249	11.6%	8.3%	8.2%	9.2%
% of FP17s Relating to Free Repair or Replacements	0	249	0.0%	0.7%	0.7%	0.7%
% of FP17s Relating to Continuations	0	249	0.0%	0.7%	0.8%	0.8%
% of Patients satisfied with the dentistry they have received	2	2	N/A	92.9%	93.2%	93.5%
% of Patients satisfied with the time they had to wait for an appointment	2	2	N/A	91.6%	88.5%	87.4%

\* This is based on patients treated on this contract for their most recent course of treatment. Figures in italics indicate the base number of FP17s or Patient Questionnaire responses are less than 100. N/A is shown where the base number of responses is less than 10 during the period. % is calculated as Quantity/Base number\*100



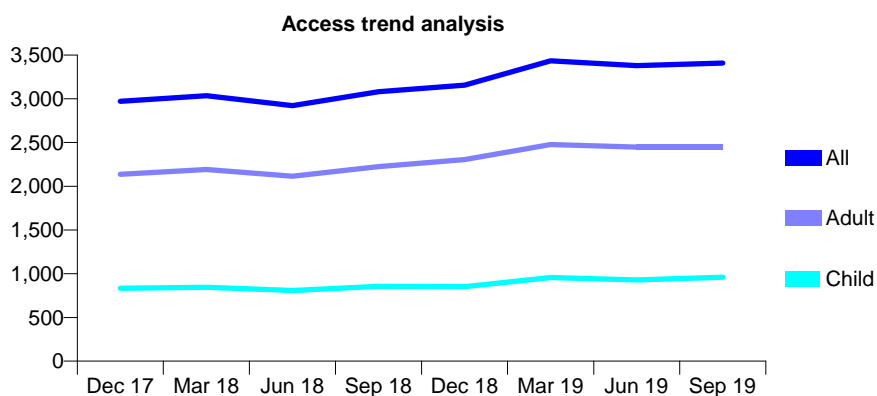
## Q54 - Vital Signs At a Glance Contract Report for 184152/0001 - September 2019

Name or company name	Cromer Road Dental Care
Contract type name	GDS Contract
Purpose of contract	General
Contract start date	01/02/2009
Contract end date	

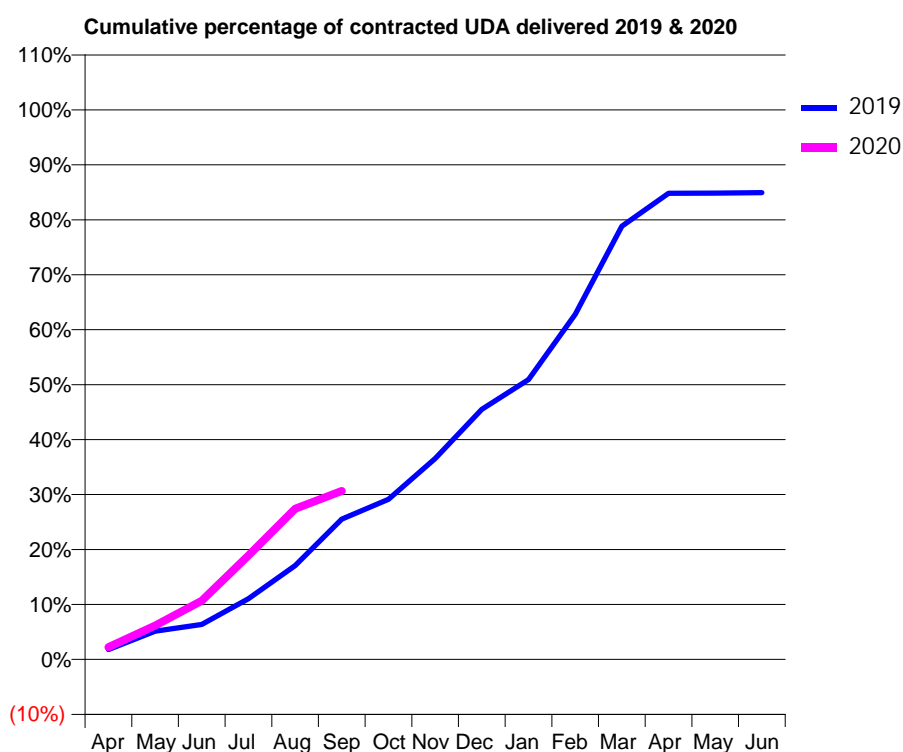
19/20 Contracted general activity (UDA)	13,947
Carry forward general activity (UDA)	0
19/20 Contracted orthodontic activity (UOA)	0
Carry forward orthodontic activity (UOA)	0
Baseline contract value	£426,007.89

### ACCESS\*

Patients seen in 24 months	Total	Change since previous quarter
Quarter ending September 2018	3,082	
Quarter ending December 2018	3,156	↑
Quarter ending March 2019	3,433	↑
Quarter ending June 2019	3,379	↓
Quarter ending September 2019	3,407	→
<b>Variance since September 2018</b>	<b>10.5%</b>	<b>↑</b>



### ACTIVITY



Month	Adjusted Scheduled Activity (UDA)	
	2019	2020
April	252	314
May	715	857
June	889	1,491
July	1,543	2,637
August	2,385	3,823
September	3,564	4,276
October	4,064	
November	5,098	
December	6,347	
January	7,101	
February	8,758	
March	10,995	
April	11,830	
May	11,833	
June	11,848	

### QUALITY

	Quantity	Base Number	Contract	AT	Region	England
% of FP17s for the same patient ID Re-attending within 3 months - Children	28	456	6.1%	9.9%	11.3%	11.5%
% of FP17s for the same patient ID Re-attending within 3 months - Adults	172	1,094	15.7%	14.4%	14.7%	15.4%
% of FP17s for the same patient ID Re-attending between 3 & 9 months - Children	164	456	36.0%	53.5%	60.8%	59.7%
% of FP17s for the same patient ID Re-attending between 3 & 9 months - Adults	339	1,094	31.0%	48.5%	52.8%	51.7%
% of FP17s for Band 1 Urgent Courses	158	1,342	11.8%	8.3%	8.2%	9.2%
% of FP17s Relating to Free Repair or Replacements	11	1,342	0.8%	0.7%	0.7%	0.7%
% of FP17s Relating to Continuations	3	1,342	0.2%	0.7%	0.8%	0.8%
% of Patients satisfied with the dentistry they have received	1	1	N/A	92.9%	93.2%	93.5%
% of Patients satisfied with the time they had to wait for an appointment	0	1	N/A	91.6%	88.5%	87.4%

\* This is based on patients treated on this contract for their most recent course of treatment. Figures in italics indicate the base number of FP17s or Patient Questionnaire responses are less than 100. N/A is shown where the base number of responses is less than 10 during the period. % is calculated as Quantity/Base number\*100

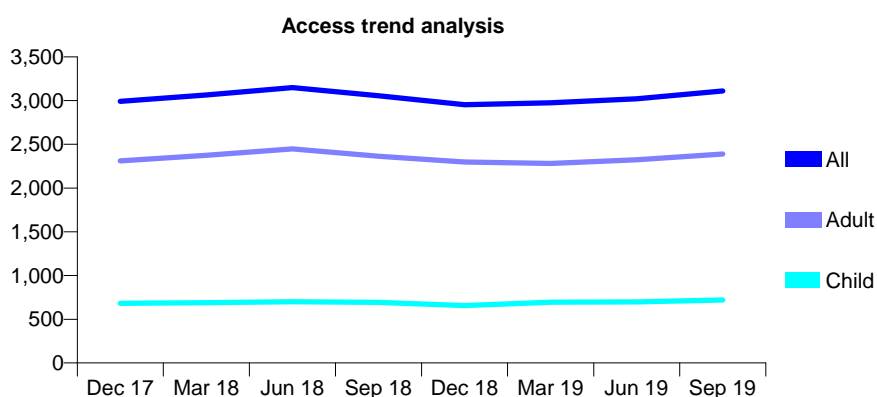
## Q54 - Vital Signs At a Glance Contract Report for 184780/0001 - September 2019

Name or company name	Short Heath Dental Practice
Contract type name	GDS Contract
Purpose of contract	General
Contract start date	15/10/2014
Contract end date	

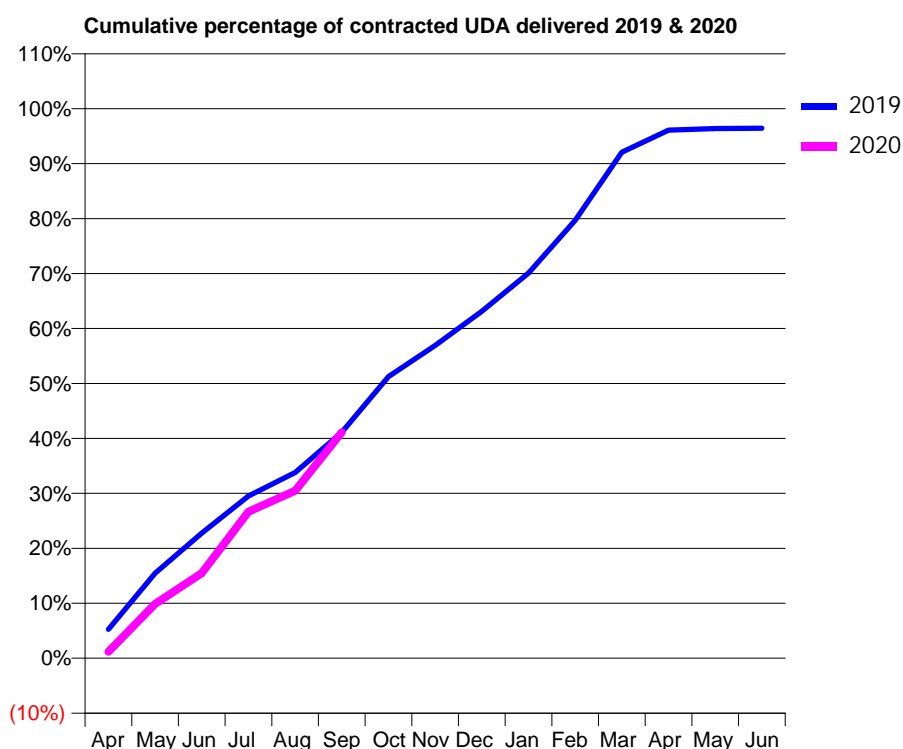
19/20 Contracted general activity (UDA)	7,926
Carry forward general activity (UDA)	283
19/20 Contracted orthodontic activity (UOA)	0
Carry forward orthodontic activity (UOA)	0
Baseline contract value	£193,978.45

### ACCESS\*

Patients seen in 24 months	Total	Change since previous quarter
Quarter ending September 2018	3,056	
Quarter ending December 2018	2,953	↓
Quarter ending March 2019	2,974	→
Quarter ending June 2019	3,021	→
Quarter ending September 2019	3,110	↑
<b>Variance since September 2018</b>	<b>1.8%</b>	<b>→</b>



### ACTIVITY



Month	2019	2020
April	416	94
May	1,229	785
June	1,803	1,226
July	2,341	2,113
August	2,678	2,415
September	3,257	3,260
October	4,060	
November	4,510	
December	5,004	
January	5,555	
February	6,317	
March	7,298	
April	7,616	
May	7,638	
June	7,642	

### QUALITY

	Quantity	Base Number	Contract	AT	Region	England
% of FP17s for the same patient ID Re-attending within 3 months - Children	14	469	3.0%	9.9%	11.3%	11.5%
% of FP17s for the same patient ID Re-attending within 3 months - Adults	97	1,371	7.1%	14.4%	14.7%	15.4%
% of FP17s for the same patient ID Re-attending between 3 & 9 months - Children	246	469	52.5%	53.5%	60.8%	59.7%
% of FP17s for the same patient ID Re-attending between 3 & 9 months - Adults	625	1,371	45.6%	48.5%	52.8%	51.7%
% of FP17s for Band 1 Urgent Courses	124	1,688	7.3%	8.3%	8.2%	9.2%
% of FP17s Relating to Free Repair or Replacements	5	1,688	0.3%	0.7%	0.7%	0.7%
% of FP17s Relating to Continuations	18	1,688	1.1%	0.7%	0.8%	0.8%
% of Patients satisfied with the dentistry they have received	1	1	N/A	92.9%	93.2%	93.5%
% of Patients satisfied with the time they had to wait for an appointment	1	1	N/A	91.6%	88.5%	87.4%

\* This is based on patients treated on this contract for their most recent course of treatment.

Figures in italics indicate the base number of FP17s or Patient Questionnaire responses are less than 100. N/A is shown where the base number of responses is less than 10 during the period. % is calculated as Quantity/Base number\*100

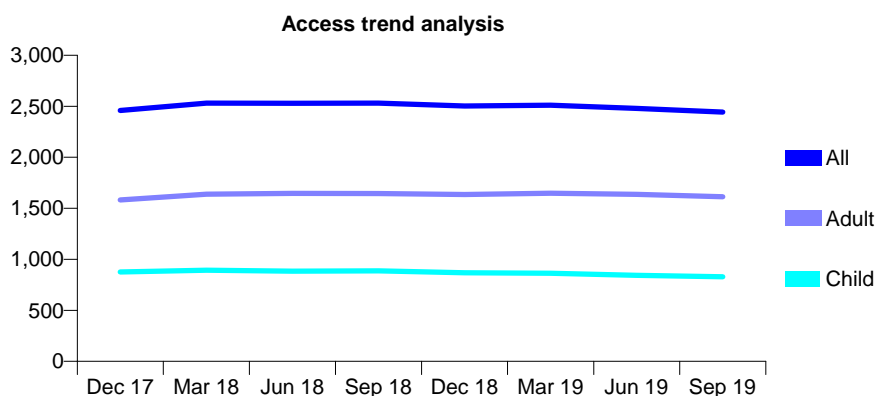
## Q54 - Vital Signs At a Glance Contract Report for 184926/0001 - September 2019

Name or company name	Mrs Jaspreet Kiran Kaur Pahal
Contract type name	GDS Contract
Purpose of contract	General and Orthodontic
Contract start date	01/01/2016
Contract end date	

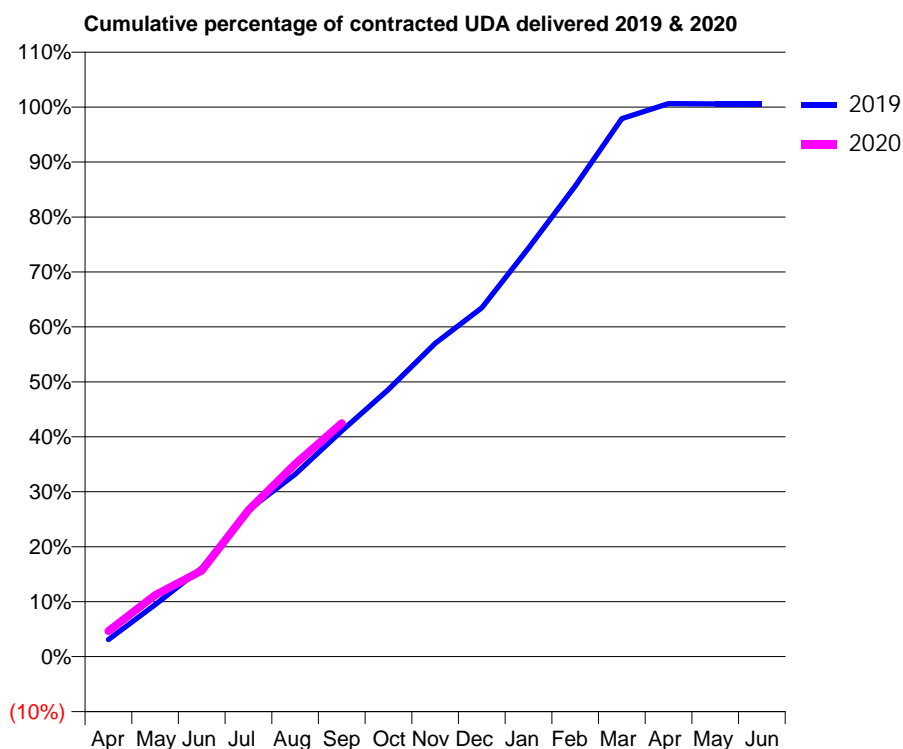
19/20 Contracted general activity (UDA)	7,545
Carry forward general activity (UDA)	-43
19/20 Contracted orthodontic activity (UOA)	451
Carry forward orthodontic activity (UOA)	0
Baseline contract value	£212,087.44

### ACCESS\*

Patients seen in 24 months	Total	Change since previous quarter
Quarter ending September 2018	2,532	
Quarter ending December 2018	2,503	↓
Quarter ending March 2019	2,511	→
Quarter ending June 2019	2,479	↓
Quarter ending September 2019	2,443	↓
<b>Variance since September 2018</b>	<b>(3.5%)</b>	<b>↓</b>



### ACTIVITY



Month	Adjusted Scheduled Activity (UDA)	
	2019	2020
April	236	350
May	712	845
June	1,217	1,181
July	2,013	2,011
August	2,505	2,645
September	3,099	3,205
October	3,669	
November	4,301	
December	4,789	
January	5,609	
February	6,460	
March	7,386	
April	7,592	
May	7,588	
June	7,589	

### QUALITY

	Quantity	Base Number	Contract	AT	Region	England
% of FP17s for the same patient ID Re-attending within 3 months - Children	82	672	12.2%	9.9%	11.3%	11.5%
% of FP17s for the same patient ID Re-attending within 3 months - Adults	204	1,161	17.6%	14.4%	14.7%	15.4%
% of FP17s for the same patient ID Re-attending between 3 & 9 months - Children	451	672	67.1%	53.5%	60.8%	59.7%
% of FP17s for the same patient ID Re-attending between 3 & 9 months - Adults	732	1,161	63.0%	48.5%	52.8%	51.7%
% of FP17s for Band 1 Urgent Courses	152	1,696	9.0%	8.3%	8.2%	9.2%
% of FP17s Relating to Free Repair or Replacements	0	1,696	0.0%	0.7%	0.7%	0.7%
% of FP17s Relating to Continuations	2	1,696	0.1%	0.7%	0.8%	0.8%
% of Patients satisfied with the dentistry they have received	0	0	N/A	92.9%	93.2%	93.5%
% of Patients satisfied with the time they had to wait for an appointment	0	0	N/A	91.6%	88.5%	87.4%

\* This is based on patients treated on this contract for their most recent course of treatment. Figures in italics indicate the base number of FP17s or Patient Questionnaire responses are less than 100. N/A is shown where the base number of responses is less than 10 during the period. % is calculated as Quantity/Base number\*100

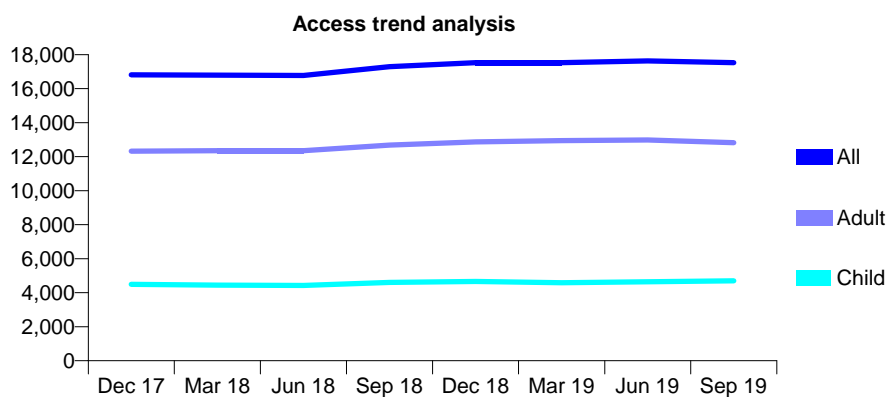
## Q54 - Vital Signs At a Glance Contract Report for 186813/0001 - September 2019

Name or company name	The Smile Centre(Birmingham) Ltd
Contract type name	GDS Contract
Purpose of contract	General and Orthodontic
Contract start date	28/06/2012
Contract end date	

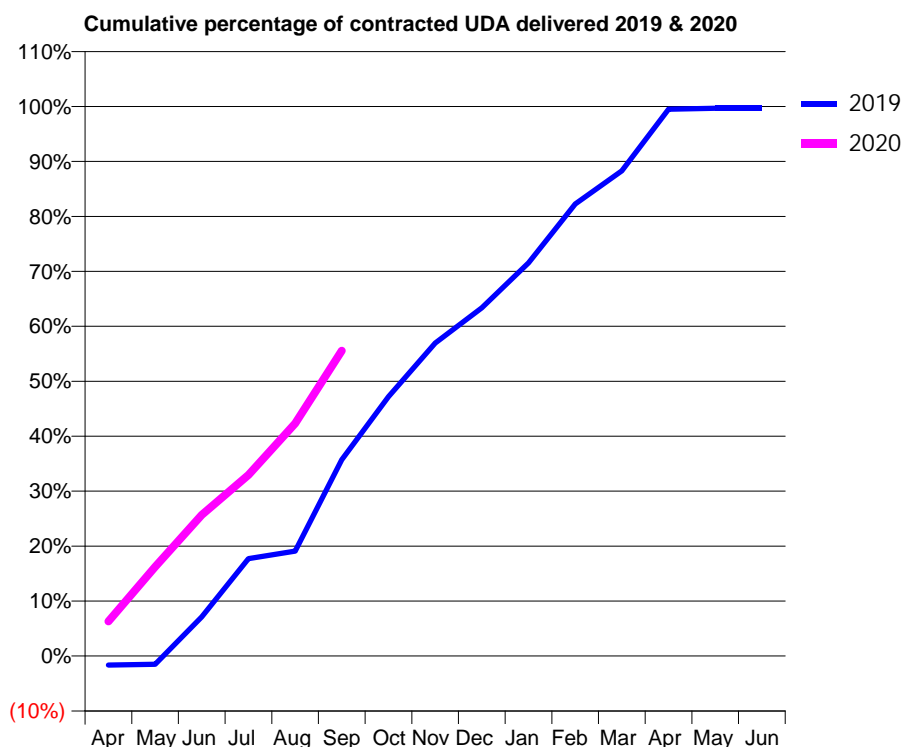
19/20 Contracted general activity (UDA)	45,903
Carry forward general activity (UDA)	144
19/20 Contracted orthodontic activity (UOA)	2
Carry forward orthodontic activity (UOA)	0
Baseline contract value	£1,180,012.74

### ACCESS\*

Patients seen in 24 months	Total	Change since previous quarter
Quarter ending September 2018	17,295	
Quarter ending December 2018	17,533	→
Quarter ending March 2019	17,527	→
Quarter ending June 2019	17,635	→
Quarter ending September 2019	17,527	→
<b>Variance since September 2018</b>	<b>1.3%</b>	<b>→</b>



### ACTIVITY



Month	Adjusted Scheduled Activity (UDA)	
	2019	2020
April	-764	2,906
May	-697	7,454
June	3,273	11,776
July	8,139	15,134
August	8,762	19,429
September	16,405	25,502
October	21,657	
November	26,143	
December	29,082	
January	32,849	
February	37,751	
March	40,519	
April	45,681	
May	45,750	
June	45,758	

### QUALITY

	Quantity	Base Number	Contract	AT	Region	England
% of FP17s for the same patient ID Re-attending within 3 months - Children	162	2,957	5.5%	9.9%	11.3%	11.5%
% of FP17s for the same patient ID Re-attending within 3 months - Adults	992	7,437	13.3%	14.4%	14.7%	15.4%
% of FP17s for the same patient ID Re-attending between 3 & 9 months - Children	1,229	2,957	41.6%	53.5%	60.8%	59.7%
% of FP17s for the same patient ID Re-attending between 3 & 9 months - Adults	3,143	7,437	42.3%	48.5%	52.8%	51.7%
% of FP17s for Band 1 Urgent Courses	359	8,750	4.1%	8.3%	8.2%	9.2%
% of FP17s Relating to Free Repair or Replacements	184	8,750	2.1%	0.7%	0.7%	0.7%
% of FP17s Relating to Continuations	129	8,750	1.5%	0.7%	0.8%	0.8%
% of Patients satisfied with the dentistry they have received	4	4	N/A	92.9%	93.2%	93.5%
% of Patients satisfied with the time they had to wait for an appointment	4	4	N/A	91.6%	88.5%	87.4%

\* This is based on patients treated on this contract for their most recent course of treatment. Figures in italics indicate the base number of FP17s or Patient Questionnaire responses are less than 100. N/A is shown where the base number of responses is less than 10 during the period. % is calculated as Quantity/Base number\*100

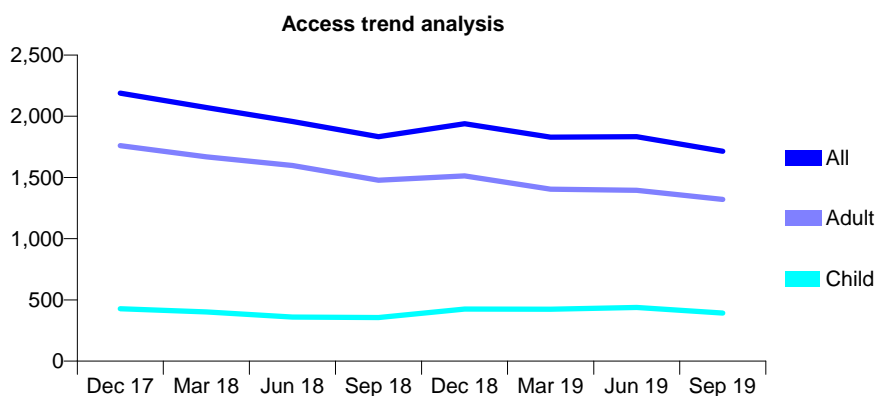
## Q54 - Vital Signs At a Glance Contract Report for 188441/0001 - September 2019

Name or company name	Mr Sukhbir Singh & Mr L A Shiels
Contract type name	GDS Contract
Purpose of contract	General
Contract start date	01/12/2011
Contract end date	

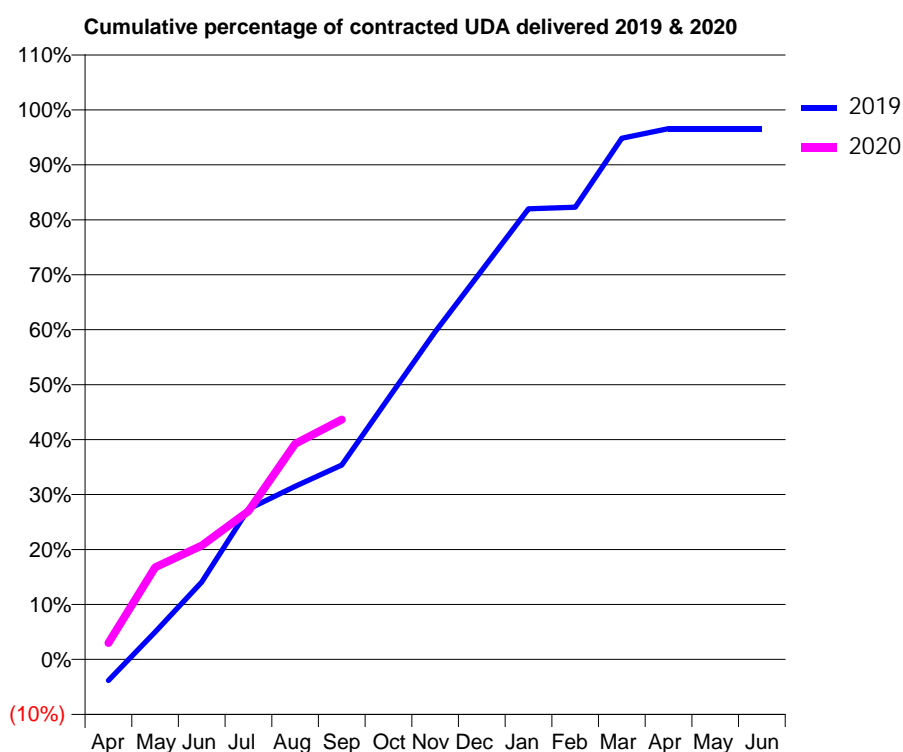
19/20 Contracted general activity (UDA)	4,374
Carry forward general activity (UDA)	149
19/20 Contracted orthodontic activity (UOA)	0
Carry forward orthodontic activity (UOA)	0
Baseline contract value	£99,293.64

### ACCESS\*

Patients seen in 24 months	Total	Change since previous quarter
Quarter ending September 2018	1,834	
Quarter ending December 2018	1,939	↑
Quarter ending March 2019	1,829	↓
Quarter ending June 2019	1,834	→
Quarter ending September 2019	1,714	↓
<b>Variance since September 2018</b>	<b>(6.5%)</b>	<b>↓</b>



### ACTIVITY



Month	2019	2020
April	-168	132
May	219	733
June	616	907
July	1,196	1,180
August	1,378	1,717
September	1,547	1,909
October	2,080	
November	2,609	
December	3,096	
January	3,586	
February	3,598	
March	4,148	
April	4,224	
May	4,224	
June	4,224	

### QUALITY

	Quantity	Base Number	Contract	AT	Region	England
% of FP17s for the same patient ID Re-attending within 3 months - Children	9	277	3.2%	9.9%	11.3%	11.5%
% of FP17s for the same patient ID Re-attending within 3 months - Adults	32	739	4.3%	14.4%	14.7%	15.4%
% of FP17s for the same patient ID Re-attending between 3 & 9 months - Children	106	277	38.3%	53.5%	60.8%	59.7%
% of FP17s for the same patient ID Re-attending between 3 & 9 months - Adults	219	739	29.6%	48.5%	52.8%	51.7%
% of FP17s for Band 1 Urgent Courses	58	964	6.0%	8.3%	8.2%	9.2%
% of FP17s Relating to Free Repair or Replacements	3	964	0.3%	0.7%	0.7%	0.7%
% of FP17s Relating to Continuations	3	964	0.3%	0.7%	0.8%	0.8%
% of Patients satisfied with the dentistry they have received	0	0	N/A	92.9%	93.2%	93.5%
% of Patients satisfied with the time they had to wait for an appointment	0	0	N/A	91.6%	88.5%	87.4%

\* This is based on patients treated on this contract for their most recent course of treatment. Figures in italics indicate the base number of FP17s or Patient Questionnaire responses are less than 100. N/A is shown where the base number of responses is less than 10 during the period. % is calculated as Quantity/Base number\*100

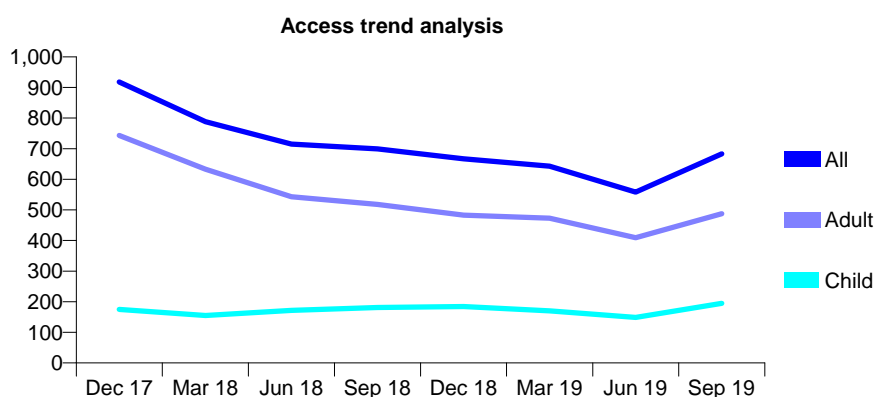
## Q54 - Vital Signs At a Glance Contract Report for 188441/0002 - September 2019

Name or company name	Mr Sukhbir Singh & Mr L A Shiels
Contract type name	GDS Contract
Purpose of contract	General
Contract start date	01/12/2011
Contract end date	

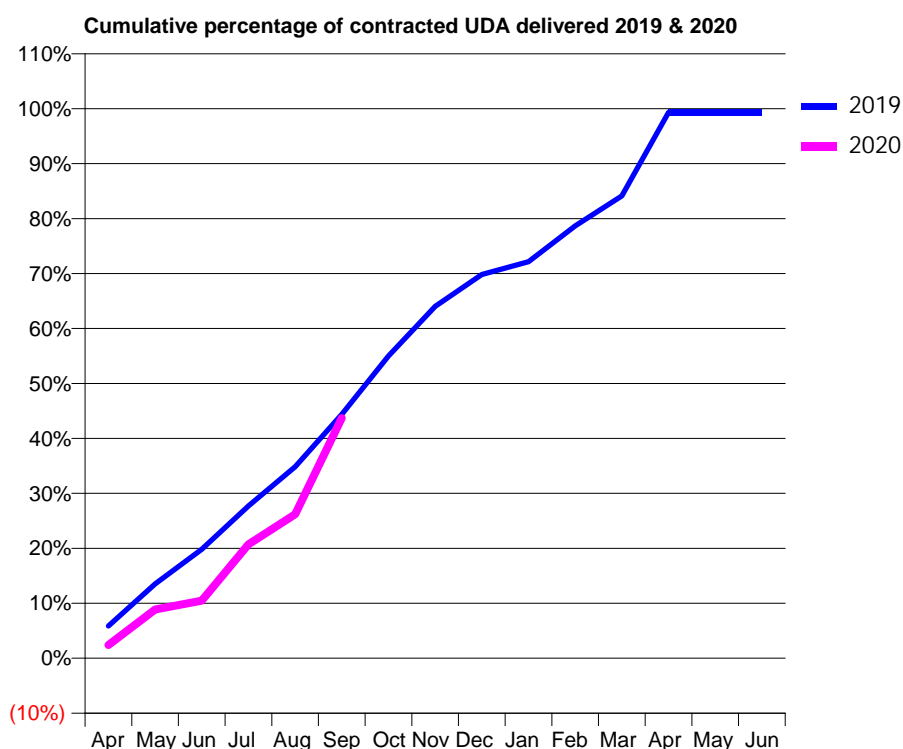
19/20 Contracted general activity (UDA)	1,685
Carry forward general activity (UDA)	11
19/20 Contracted orthodontic activity (UOA)	0
Carry forward orthodontic activity (UOA)	0
Baseline contract value	£34,625.41

### ACCESS\*

Patients seen in 24 months	Total	Change since previous quarter
Quarter ending September 2018	699	
Quarter ending December 2018	667	↓
Quarter ending March 2019	643	↓
Quarter ending June 2019	558	↓
Quarter ending September 2019	683	↑
<b>Variance since September 2018</b>	<b>(2.3%)</b>	<b>↓</b>



### ACTIVITY



Month	2019	2020
April	99	41
May	228	149
June	334	176
July	467	349
August	587	441
September	748	736
October	927	
November	1,079	
December	1,177	
January	1,216	
February	1,325	
March	1,417	
April	1,673	
May	1,673	
June	1,673	

### QUALITY

	Quantity	Base Number	Contract	AT	Region	England
% of FP17s for the same patient ID Re-attending within 3 months - Children	7	148	4.7%	9.9%	11.3%	11.5%
% of FP17s for the same patient ID Re-attending within 3 months - Adults	9	276	3.3%	14.4%	14.7%	15.4%
% of FP17s for the same patient ID Re-attending between 3 & 9 months - Children	24	148	16.2%	53.5%	60.8%	59.7%
% of FP17s for the same patient ID Re-attending between 3 & 9 months - Adults	49	276	17.8%	48.5%	52.8%	51.7%
% of FP17s for Band 1 Urgent Courses	21	345	6.1%	8.3%	8.2%	9.2%
% of FP17s Relating to Free Repair or Replacements	1	345	0.3%	0.7%	0.7%	0.7%
% of FP17s Relating to Continuations	4	345	1.2%	0.7%	0.8%	0.8%
% of Patients satisfied with the dentistry they have received	0	0	N/A	92.9%	93.2%	93.5%
% of Patients satisfied with the time they had to wait for an appointment	0	0	N/A	91.6%	88.5%	87.4%

\* This is based on patients treated on this contract for their most recent course of treatment.

Figures in italics indicate the base number of FP17s or Patient Questionnaire responses are less than 100. N/A is shown where the base number of responses is less than 10 during the period. % is calculated as Quantity/Base number\*100

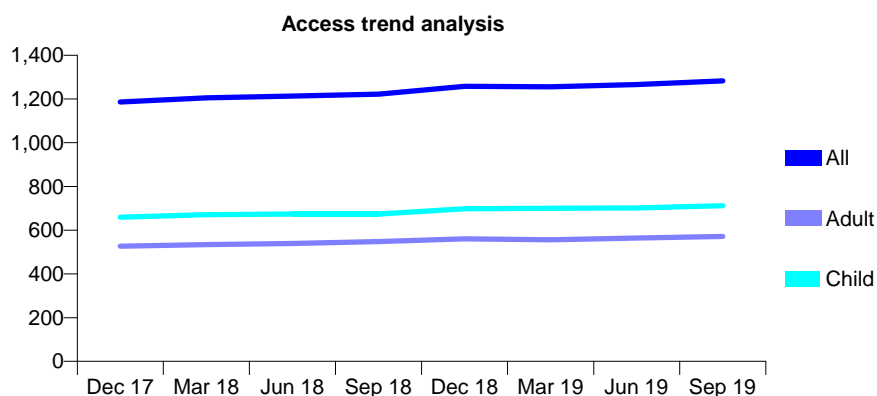
## Q54 - Vital Signs At a Glance Contract Report for 188514/0001 - September 2019

Name or company name	The Wall Heath Dental Practice
Contract type name	GDS Contract
Purpose of contract	General
Contract start date	01/09/2008
Contract end date	

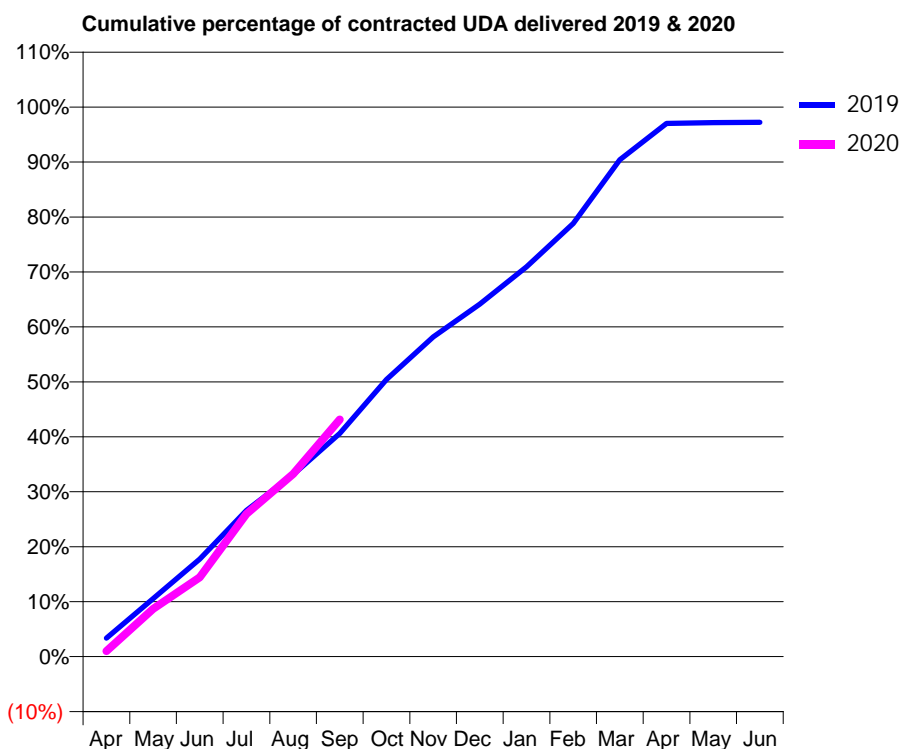
19/20 Contracted general activity (UDA)	3,710
Carry forward general activity (UDA)	103
19/20 Contracted orthodontic activity (UOA)	0
Carry forward orthodontic activity (UOA)	0
Baseline contract value	£101,008.29

### ACCESS\*

Patients seen in 24 months	Total	Change since previous quarter
Quarter ending September 2018	1,222	
Quarter ending December 2018	1,258	↑
Quarter ending March 2019	1,256	→
Quarter ending June 2019	1,266	→
Quarter ending September 2019	1,283	→
<b>Variance since September 2018</b>	<b>5.0%</b>	<b>↑</b>



### ACTIVITY



Month	Adjusted Scheduled Activity (UDA)	
	2019	2020
April	125	38
May	392	323
June	659	536
July	988	963
August	1,230	1,233
September	1,506	1,600
October	1,870	
November	2,159	
December	2,380	
January	2,631	
February	2,925	
March	3,354	
April	3,600	
May	3,605	
June	3,607	

### QUALITY

	Quantity	Base Number	Contract	AT	Region	England
% of FP17s for the same patient ID Re-attending within 3 months - Children	42	638	6.6%	9.9%	11.3%	11.5%
% of FP17s for the same patient ID Re-attending within 3 months - Adults	65	418	15.6%	14.4%	14.7%	15.4%
% of FP17s for the same patient ID Re-attending between 3 & 9 months - Children	468	638	73.4%	53.5%	60.8%	59.7%
% of FP17s for the same patient ID Re-attending between 3 & 9 months - Adults	245	418	58.6%	48.5%	52.8%	51.7%
% of FP17s for Band 1 Urgent Courses	50	939	5.3%	8.3%	8.2%	9.2%
% of FP17s Relating to Free Repair or Replacements	0	939	0.0%	0.7%	0.7%	0.7%
% of FP17s Relating to Continuations	16	939	1.7%	0.7%	0.8%	0.8%
% of Patients satisfied with the dentistry they have received	0	0	N/A	92.9%	93.2%	93.5%
% of Patients satisfied with the time they had to wait for an appointment	0	0	N/A	91.6%	88.5%	87.4%

\* This is based on patients treated on this contract for their most recent course of treatment. Figures in italics indicate the base number of FP17s or Patient Questionnaire responses are less than 100. N/A is shown where the base number of responses is less than 10 during the period. % is calculated as Quantity/Base number\*100

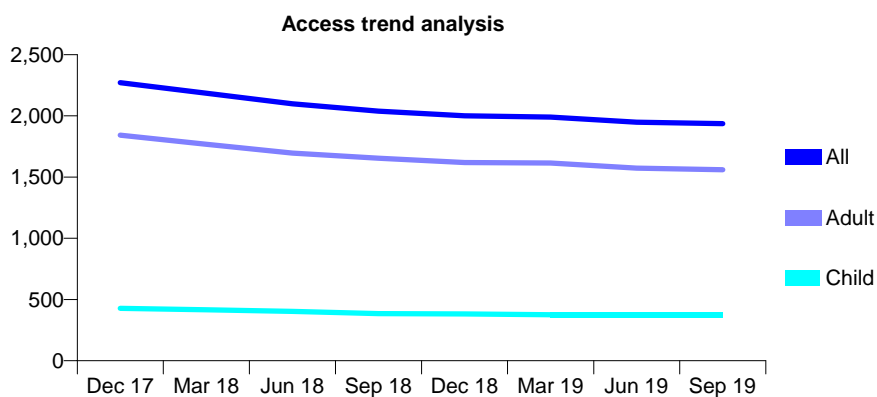
## Q54 - Vital Signs At a Glance Contract Report for 189030/0001 - September 2019

Name or company name	Wordsley Dental Practice
Contract type name	GDS Contract
Purpose of contract	General
Contract start date	01/12/2015
Contract end date	

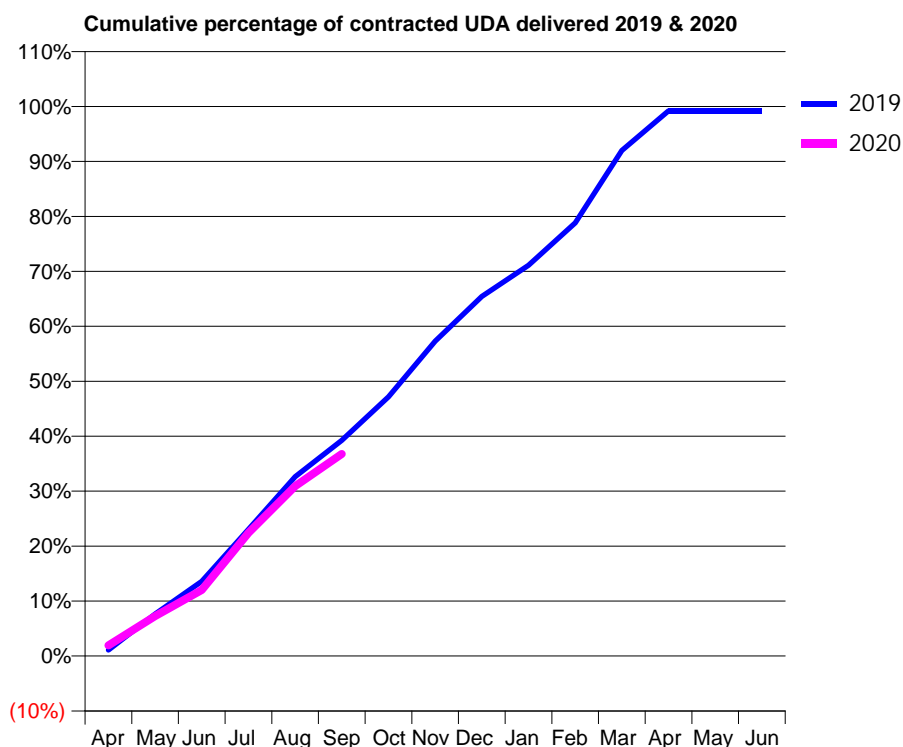
19/20 Contracted general activity (UDA)	6,934
Carry forward general activity (UDA)	54
19/20 Contracted orthodontic activity (UOA)	0
Carry forward orthodontic activity (UOA)	0
Baseline contract value	£156,579.16

### ACCESS\*

Patients seen in 24 months	Total	Change since previous quarter
Quarter ending September 2018	2,039	
Quarter ending December 2018	2,001	↓
Quarter ending March 2019	1,990	→
Quarter ending June 2019	1,948	↓
Quarter ending September 2019	1,936	→
<b>Variance since September 2018</b>	<b>(5.1%)</b>	<b>↓</b>



### ACTIVITY



Month	Adjusted Scheduled Activity (UDA)	
	2019	2020
April	76	134
May	532	504
June	942	834
July	1,599	1,554
August	2,262	2,144
September	2,722	2,550
October	3,270	
November	3,973	
December	4,537	
January	4,931	
February	5,464	
March	6,378	
April	6,879	
May	6,879	
June	6,879	

### QUALITY

	Quantity	Base Number	Contract	AT	Region	England
% of FP17s for the same patient ID Re-attending within 3 months - Children	5	283	1.8%	9.9%	11.3%	11.5%
% of FP17s for the same patient ID Re-attending within 3 months - Adults	144	1,234	11.7%	14.4%	14.7%	15.4%
% of FP17s for the same patient ID Re-attending between 3 & 9 months - Children	171	283	60.4%	53.5%	60.8%	59.7%
% of FP17s for the same patient ID Re-attending between 3 & 9 months - Adults	833	1,234	67.5%	48.5%	52.8%	51.7%
% of FP17s for Band 1 Urgent Courses	34	1,364	2.5%	8.3%	8.2%	9.2%
% of FP17s Relating to Free Repair or Replacements	21	1,364	1.5%	0.7%	0.7%	0.7%
% of FP17s Relating to Continuations	23	1,364	1.7%	0.7%	0.8%	0.8%
% of Patients satisfied with the dentistry they have received	1	2	N/A	92.9%	93.2%	93.5%
% of Patients satisfied with the time they had to wait for an appointment	1	2	N/A	91.6%	88.5%	87.4%

\* This is based on patients treated on this contract for their most recent course of treatment. Figures in italics indicate the base number of FP17s or Patient Questionnaire responses are less than 100. N/A is shown where the base number of responses is less than 10 during the period. % is calculated as Quantity/Base number\*100



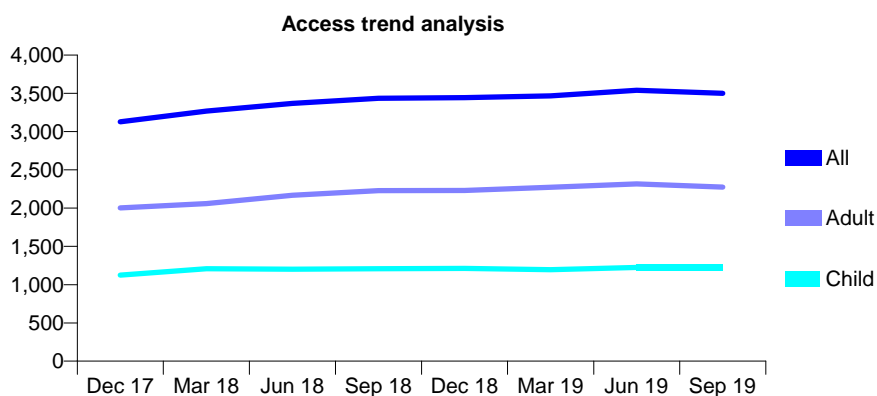
## Q54 - Vital Signs At a Glance Contract Report for 189758/0001 - September 2019

Name or company name	Stratford Road Dental Surgery
Contract type name	GDS Contract
Purpose of contract	General
Contract start date	01/06/2011
Contract end date	

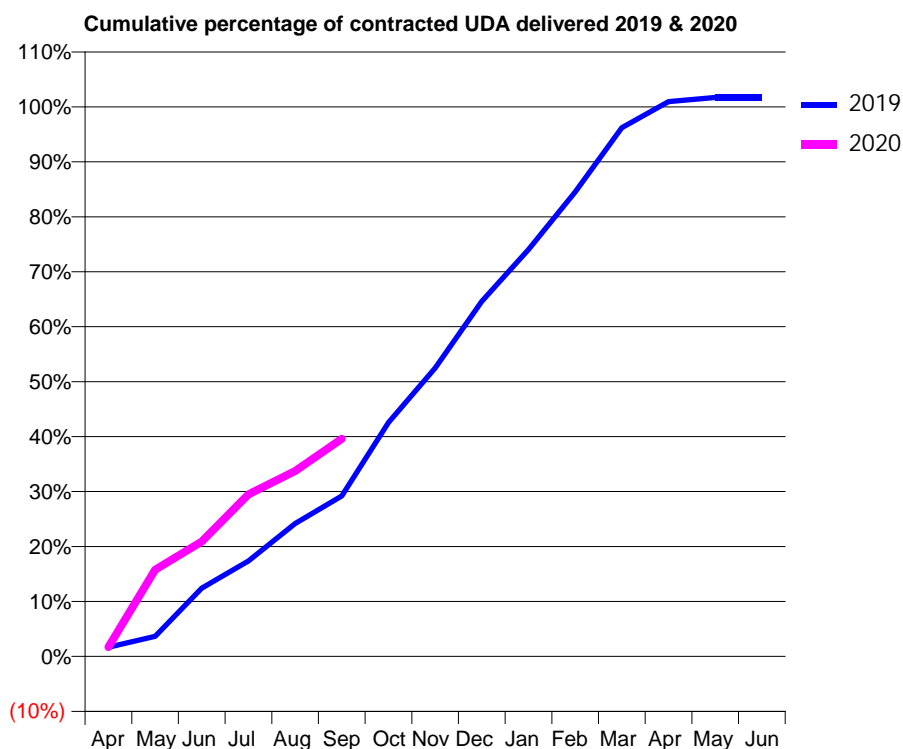
19/20 Contracted general activity (UDA)	14,796
Carry forward general activity (UDA)	-253
19/20 Contracted orthodontic activity (UOA)	0
Carry forward orthodontic activity (UOA)	0
Baseline contract value	£412,940.15

### ACCESS\*

Patients seen in 24 months	Total	Change since previous quarter
Quarter ending September 2018	3,436	
Quarter ending December 2018	3,443	→
Quarter ending March 2019	3,466	→
Quarter ending June 2019	3,539	↑
Quarter ending September 2019	3,500	↓
<b>Variance since September 2018</b>	<b>1.9%</b>	<b>→</b>



### ACTIVITY



Month	Adjusted Scheduled Activity (UDA)	
	2019	2020
April	249	253
May	540	2,332
June	1,837	3,093
July	2,568	4,366
August	3,577	4,991
September	4,320	5,856
October	6,301	
November	7,770	
December	9,559	
January	10,957	
February	12,507	
March	14,236	
April	14,940	
May	15,049	
June	15,049	

### QUALITY

	Quantity	Base Number	Contract	AT	Region	England
% of FP17s for the same patient ID Re-attending within 3 months - Children	30	625	4.8%	9.9%	11.3%	11.5%
% of FP17s for the same patient ID Re-attending within 3 months - Adults	74	1,041	7.1%	14.4%	14.7%	15.4%
% of FP17s for the same patient ID Re-attending between 3 & 9 months - Children	236	625	37.8%	53.5%	60.8%	59.7%
% of FP17s for the same patient ID Re-attending between 3 & 9 months - Adults	349	1,041	33.5%	48.5%	52.8%	51.7%
% of FP17s for Band 1 Urgent Courses	61	1,461	4.2%	8.3%	8.2%	9.2%
% of FP17s Relating to Free Repair or Replacements	2	1,461	0.1%	0.7%	0.7%	0.7%
% of FP17s Relating to Continuations	5	1,461	0.3%	0.7%	0.8%	0.8%
% of Patients satisfied with the dentistry they have received	0	0	N/A	92.9%	93.2%	93.5%
% of Patients satisfied with the time they had to wait for an appointment	0	0	N/A	91.6%	88.5%	87.4%

\* This is based on patients treated on this contract for their most recent course of treatment. Figures in italics indicate the base number of FP17s or Patient Questionnaire responses are less than 100. N/A is shown where the base number of responses is less than 10 during the period. % is calculated as Quantity/Base number\*100

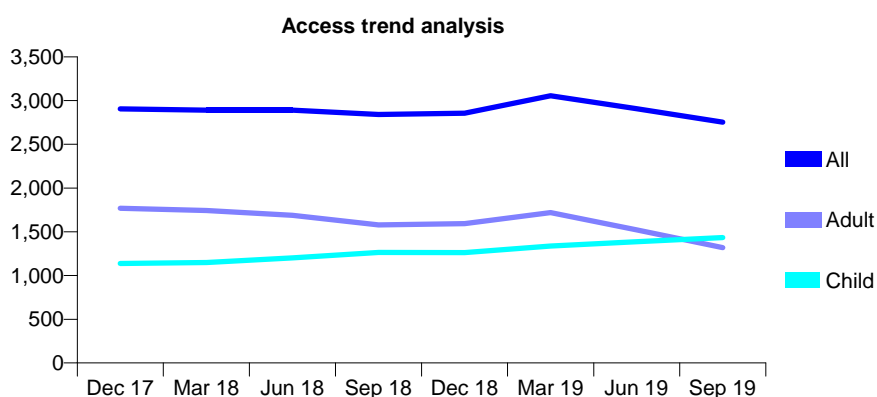
## Q54 - Vital Signs At a Glance Contract Report for 190012/0001 - September 2019

Name or company name	Smile by Smile Wolverhampton
Contract type name	GDS Contract
Purpose of contract	General
Contract start date	01/10/2012
Contract end date	

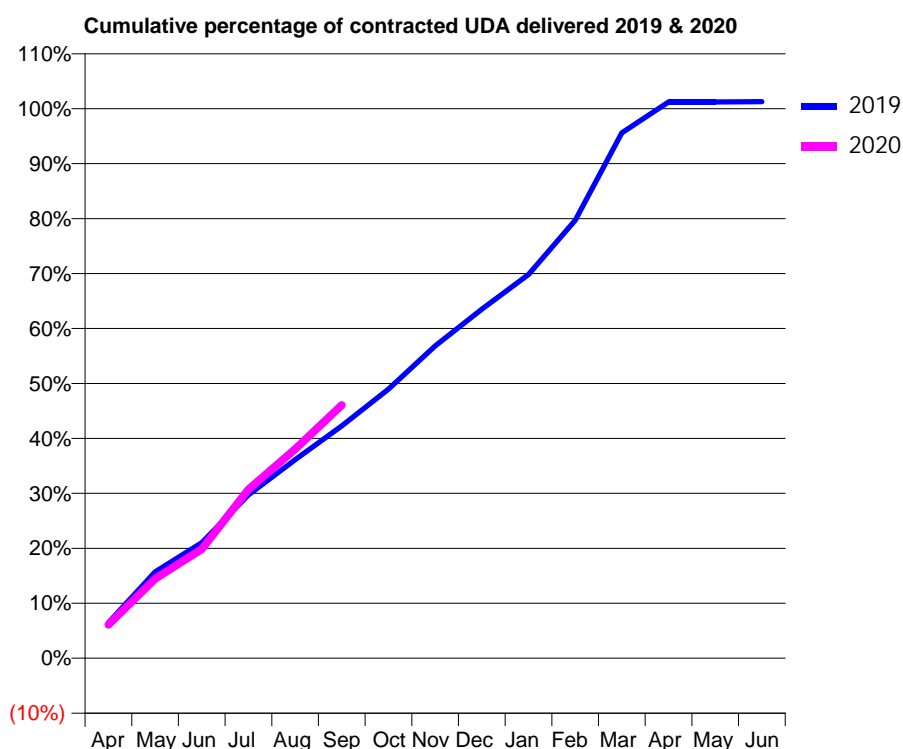
19/20 Contracted general activity (UDA)	6,174
Carry forward general activity (UDA)	-78
19/20 Contracted orthodontic activity (UOA)	0
Carry forward orthodontic activity (UOA)	0
Baseline contract value	£139,857.06

### ACCESS\*

Patients seen in 24 months	Total	Change since previous quarter
Quarter ending September 2018	2,841	
Quarter ending December 2018	2,855	→
Quarter ending March 2019	3,055	↑
Quarter ending June 2019	2,908	↓
Quarter ending September 2019	2,753	↓
<b>Variance since September 2018</b>	<b>(3.1%)</b>	<b>↓</b>



### ACTIVITY



Month	2019	2020
April	401	377
May	971	892
June	1,299	1,226
July	1,835	1,897
August	2,231	2,349
September	2,610	2,844
October	3,023	
November	3,509	
December	3,921	
January	4,311	
February	4,921	
March	5,902	
April	6,249	
May	6,249	
June	6,253	

### QUALITY

	Quantity	Base Number	Contract	AT	Region	England
% of FP17s for the same patient ID Re-attending within 3 months - Children	100	1,083	9.2%	9.9%	11.3%	11.5%
% of FP17s for the same patient ID Re-attending within 3 months - Adults	87	650	13.4%	14.4%	14.7%	15.4%
% of FP17s for the same patient ID Re-attending between 3 & 9 months - Children	616	1,083	56.9%	53.5%	60.8%	59.7%
% of FP17s for the same patient ID Re-attending between 3 & 9 months - Adults	243	650	37.4%	48.5%	52.8%	51.7%
% of FP17s for Band 1 Urgent Courses	49	1,542	3.2%	8.3%	8.2%	9.2%
% of FP17s Relating to Free Repair or Replacements	0	1,542	0.0%	0.7%	0.7%	0.7%
% of FP17s Relating to Continuations	0	1,542	0.0%	0.7%	0.8%	0.8%
% of Patients satisfied with the dentistry they have received	0	0	N/A	92.9%	93.2%	93.5%
% of Patients satisfied with the time they had to wait for an appointment	0	0	N/A	91.6%	88.5%	87.4%

\* This is based on patients treated on this contract for their most recent course of treatment. Figures in italics indicate the base number of FP17s or Patient Questionnaire responses are less than 100. N/A is shown where the base number of responses is less than 10 during the period. % is calculated as Quantity/Base number\*100

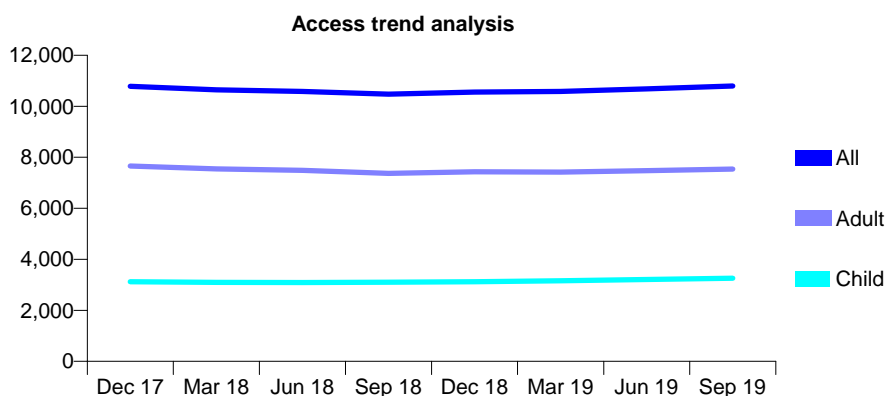
## Q54 - Vital Signs At a Glance Contract Report for 190195/0008 - September 2019

Name or company name	Xeon Smiles UK Ltd
Contract type name	GDS Contract
Purpose of contract	General
Contract start date	01/04/2010
Contract end date	

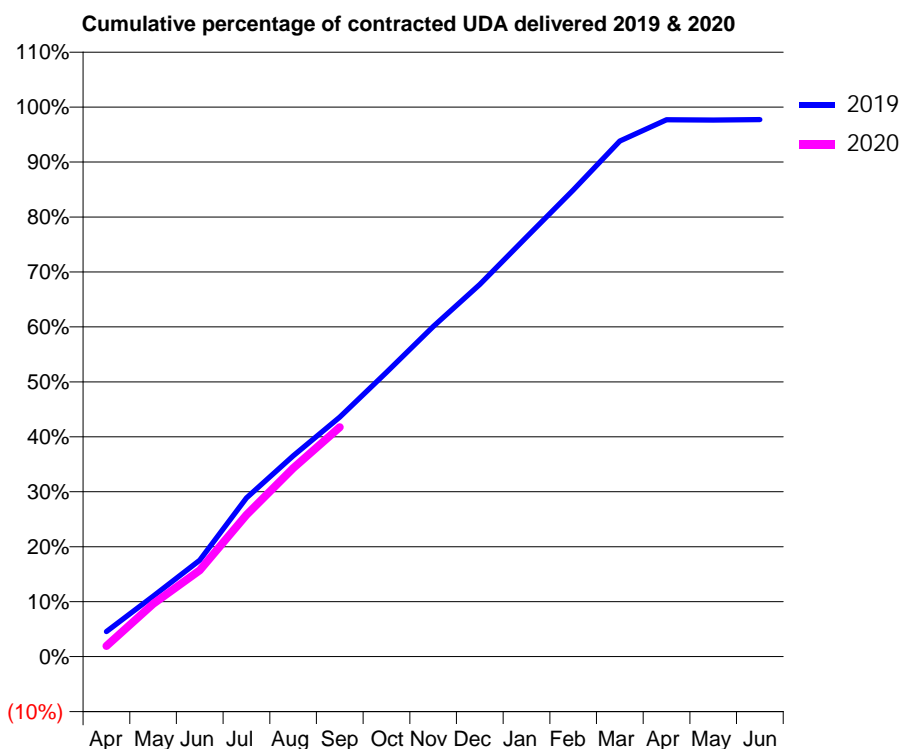
19/20 Contracted general activity (UDA)	29,744
Carry forward general activity (UDA)	681
19/20 Contracted orthodontic activity (UOA)	0
Carry forward orthodontic activity (UOA)	0
Baseline contract value	£744,841.78

### ACCESS\*

Patients seen in 24 months	Total	Change since previous quarter
Quarter ending September 2018	10,474	
Quarter ending December 2018	10,554	→
Quarter ending March 2019	10,580	→
Quarter ending June 2019	10,683	→
Quarter ending September 2019	10,797	→
<b>Variance since September 2018</b>	<b>3.1%</b>	<b>↑</b>



### ACTIVITY



Month	Adjusted Scheduled Activity (UDA)	
	2019	2020
April	1,361	572
May	3,272	2,856
June	5,219	4,673
July	8,594	7,669
August	10,865	10,206
September	12,967	12,416
October	15,387	
November	17,871	
December	20,143	
January	22,701	
February	25,249	
March	27,910	
April	29,057	
May	29,045	
June	29,063	

### QUALITY

	Quantity	Base Number	Contract	AT	Region	England
% of FP17s for the same patient ID Re-attending within 3 months - Children	97	2,169	4.5%	9.9%	11.3%	11.5%
% of FP17s for the same patient ID Re-attending within 3 months - Adults	448	4,089	11.0%	14.4%	14.7%	15.4%
% of FP17s for the same patient ID Re-attending between 3 & 9 months - Children	1,198	2,169	55.2%	53.5%	60.8%	59.7%
% of FP17s for the same patient ID Re-attending between 3 & 9 months - Adults	1,719	4,089	42.0%	48.5%	52.8%	51.7%
% of FP17s for Band 1 Urgent Courses	516	5,836	8.8%	8.3%	8.2%	9.2%
% of FP17s Relating to Free Repair or Replacements	39	5,836	0.7%	0.7%	0.7%	0.7%
% of FP17s Relating to Continuations	7	5,836	0.1%	0.7%	0.8%	0.8%
% of Patients satisfied with the dentistry they have received	0	0	N/A	92.9%	93.2%	93.5%
% of Patients satisfied with the time they had to wait for an appointment	0	0	N/A	91.6%	88.5%	87.4%

\* This is based on patients treated on this contract for their most recent course of treatment. Figures in italics indicate the base number of FP17s or Patient Questionnaire responses are less than 100. N/A is shown where the base number of responses is less than 10 during the period. % is calculated as Quantity/Base number\*100

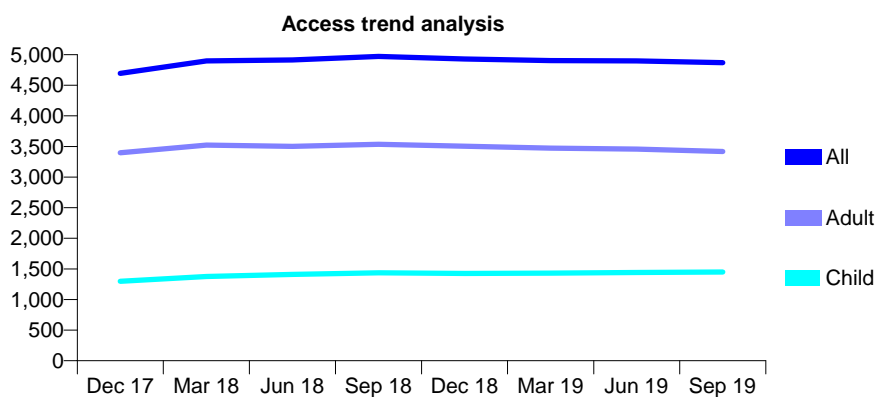
## Q54 - Vital Signs At a Glance Contract Report for 190195/0019 - September 2019

Name or company name	Xeon Smiles UK Ltd
Contract type name	GDS Contract
Purpose of contract	General
Contract start date	18/07/2012
Contract end date	

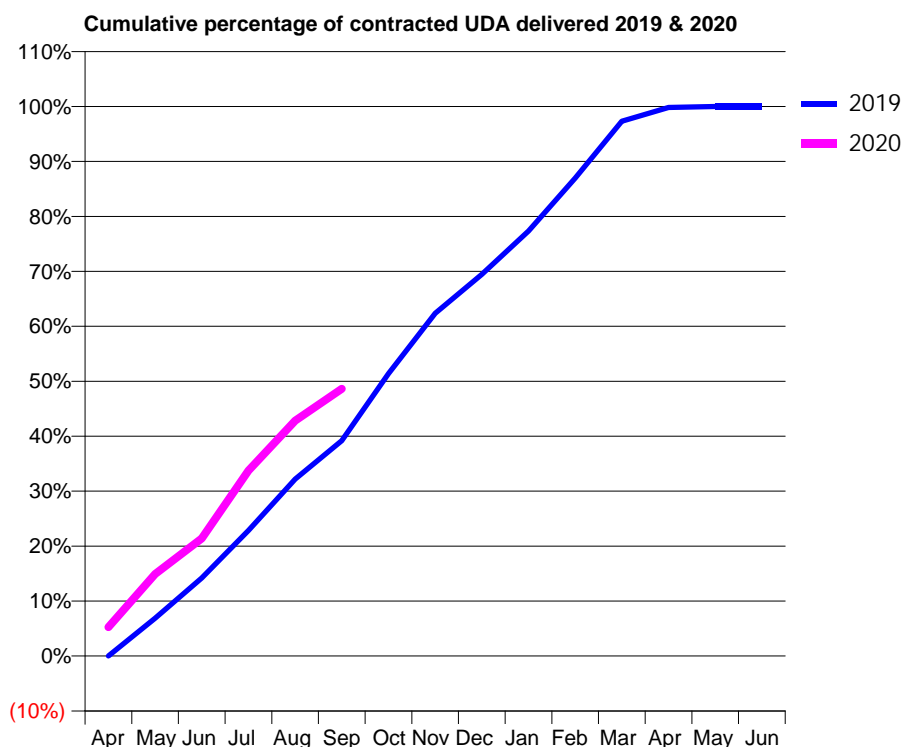
19/20 Contracted general activity (UDA)	16,944
Carry forward general activity (UDA)	3
19/20 Contracted orthodontic activity (UOA)	0
Carry forward orthodontic activity (UOA)	0
Baseline contract value	£414,553.12

### ACCESS\*

Patients seen in 24 months	Total	Change since previous quarter
Quarter ending September 2018	4,971	
Quarter ending December 2018	4,930	→
Quarter ending March 2019	4,904	→
Quarter ending June 2019	4,898	→
Quarter ending September 2019	4,868	→
<b>Variance since September 2018</b>	<b>(2.1%)</b>	<b>↓</b>



### ACTIVITY



Month	Adjusted Scheduled Activity (UDA)	
	2019	2020
April	2	890
May	1,169	2,531
June	2,406	3,626
July	3,872	5,717
August	5,454	7,253
September	6,637	8,238
October	8,707	
November	10,571	
December	11,766	
January	13,103	
February	14,734	
March	16,492	
April	16,915	
May	16,941	
June	16,941	

### QUALITY

	Quantity	Base Number	Contract	AT	Region	England
% of FP17s for the same patient ID Re-attending within 3 months - Children	93	1,110	8.4%	9.9%	11.3%	11.5%
% of FP17s for the same patient ID Re-attending within 3 months - Adults	544	2,313	23.5%	14.4%	14.7%	15.4%
% of FP17s for the same patient ID Re-attending between 3 & 9 months - Children	702	1,110	63.2%	53.5%	60.8%	59.7%
% of FP17s for the same patient ID Re-attending between 3 & 9 months - Adults	1,090	2,313	47.1%	48.5%	52.8%	51.7%
% of FP17s for Band 1 Urgent Courses	403	3,240	12.4%	8.3%	8.2%	9.2%
% of FP17s Relating to Free Repair or Replacements	62	3,240	1.9%	0.7%	0.7%	0.7%
% of FP17s Relating to Continuations	0	3,240	0.0%	0.7%	0.8%	0.8%
% of Patients satisfied with the dentistry they have received	0	1	N/A	92.9%	93.2%	93.5%
% of Patients satisfied with the time they had to wait for an appointment	0	1	N/A	91.6%	88.5%	87.4%

\* This is based on patients treated on this contract for their most recent course of treatment. Figures in italics indicate the base number of FP17s or Patient Questionnaire responses are less than 100. N/A is shown where the base number of responses is less than 10 during the period. % is calculated as Quantity/Base number\*100

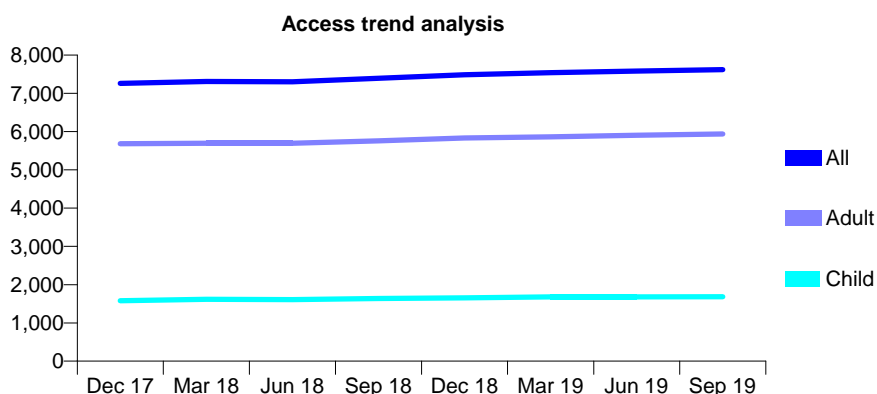
## Q54 - Vital Signs At a Glance Contract Report for 190489/0001 - September 2019

Name or company name	Titley, Darby, Dehal and Associates
Contract type name	GDS Contract
Purpose of contract	General and Orthodontic
Contract start date	01/11/2011
Contract end date	

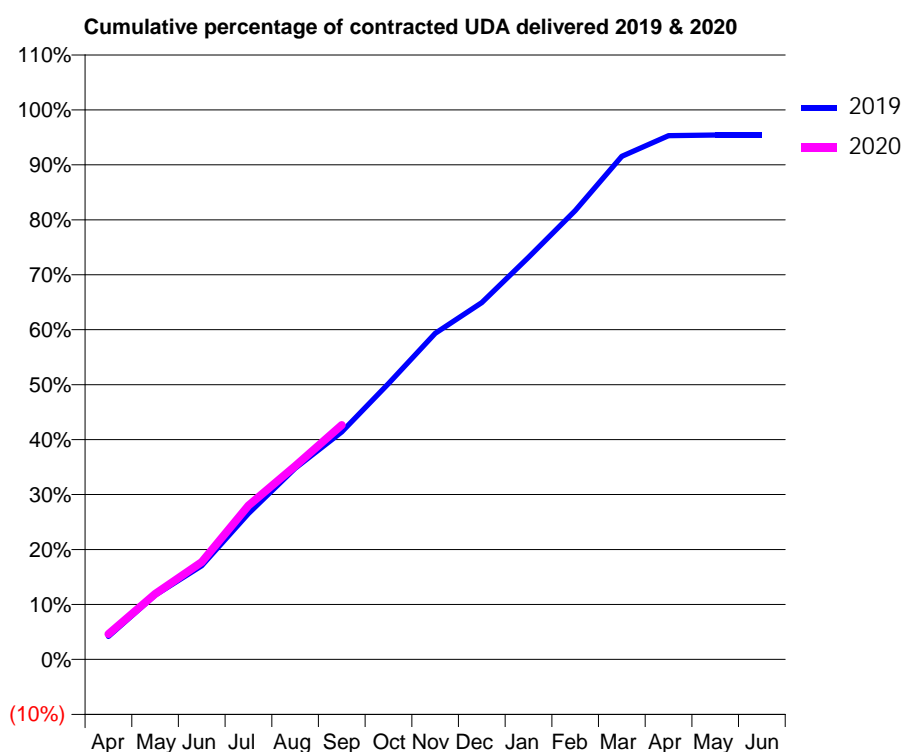
19/20 Contracted general activity (UDA)	27,023
Carry forward general activity (UDA)	0
19/20 Contracted orthodontic activity (UOA)	205
Carry forward orthodontic activity (UOA)	1
Baseline contract value	£671,975.61

### ACCESS\*

Patients seen in 24 months	Total	Change since previous quarter
Quarter ending September 2018	7,393	
Quarter ending December 2018	7,486	→
Quarter ending March 2019	7,541	→
Quarter ending June 2019	7,582	→
Quarter ending September 2019	7,620	→
<b>Variance since September 2018</b>	<b>3.1%</b>	<b>↑</b>



### ACTIVITY



Month	2019	2020
April	1,132	1,250
May	3,163	3,225
June	4,606	4,788
July	7,169	7,564
August	9,404	9,513
September	11,191	11,528
October	13,567	
November	16,038	
December	17,547	
January	19,776	
February	22,068	
March	24,741	
April	25,758	
May	25,789	
June	25,789	

### QUALITY

	Quantity	Base Number	Contract	AT	Region	England
% of FP17s for the same patient ID Re-attending within 3 months - Children	81	1,427	5.7%	9.9%	11.3%	11.5%
% of FP17s for the same patient ID Re-attending within 3 months - Adults	711	4,833	14.7%	14.4%	14.7%	15.4%
% of FP17s for the same patient ID Re-attending between 3 & 9 months - Children	978	1,427	68.5%	53.5%	60.8%	59.7%
% of FP17s for the same patient ID Re-attending between 3 & 9 months - Adults	2,907	4,833	60.1%	48.5%	52.8%	51.7%
% of FP17s for Band 1 Urgent Courses	479	5,813	8.2%	8.3%	8.2%	9.2%
% of FP17s Relating to Free Repair or Replacements	69	5,813	1.2%	0.7%	0.7%	0.7%
% of FP17s Relating to Continuations	65	5,813	1.1%	0.7%	0.8%	0.8%
% of Patients satisfied with the dentistry they have received	2	2	N/A	92.9%	93.2%	93.5%
% of Patients satisfied with the time they had to wait for an appointment	2	2	N/A	91.6%	88.5%	87.4%

\* This is based on patients treated on this contract for their most recent course of treatment. Figures in italics indicate the base number of FP17s or Patient Questionnaire responses are less than 100. N/A is shown where the base number of responses is less than 10 during the period. % is calculated as Quantity/Base number\*100

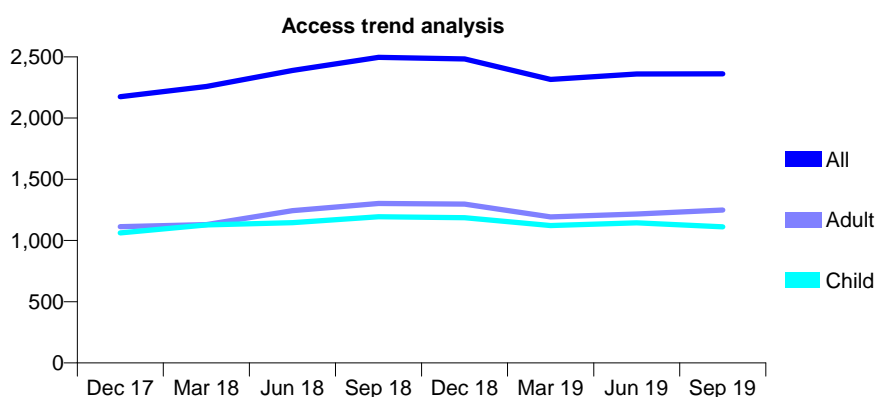
## Q54 - Vital Signs At a Glance Contract Report for 193542/0001 - September 2019

Name or company name	Newtown Dental Practice
Contract type name	GDS Contract
Purpose of contract	General
Contract start date	01/07/2011
Contract end date	

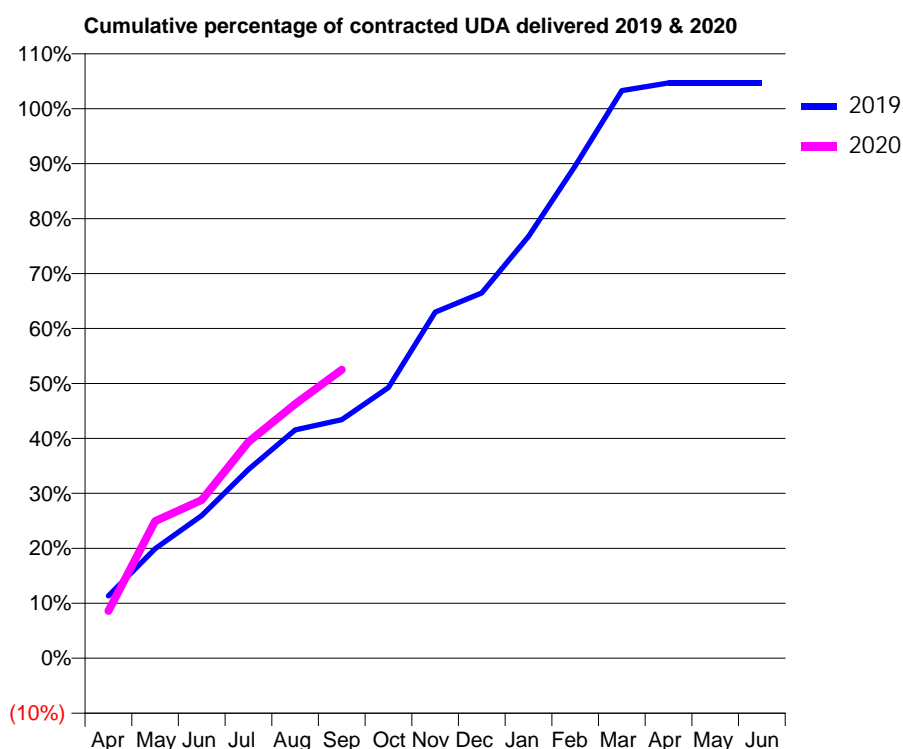
19/20 Contracted general activity (UDA)	3,875
Carry forward general activity (UDA)	-77
19/20 Contracted orthodontic activity (UOA)	0
Carry forward orthodontic activity (UOA)	0
Baseline contract value	£99,890.44

### ACCESS\*

Patients seen in 24 months	Total	Change since previous quarter
Quarter ending September 2018	2,496	
Quarter ending December 2018	2,483	→
Quarter ending March 2019	2,315	↓
Quarter ending June 2019	2,360	→
Quarter ending September 2019	2,361	→
<b>Variance since September 2018</b>	<b>(5.4%)</b>	<b>↓</b>



### ACTIVITY



Adjusted Scheduled Activity (UDA)		
Month	2019	2020
April	440	333
May	772	967
June	1,006	1,116
July	1,331	1,525
August	1,610	1,792
September	1,682	2,035
October	1,909	
November	2,440	
December	2,576	
January	2,974	
February	3,471	
March	4,003	
April	4,056	
May	4,056	
June	4,056	

### QUALITY

	Quantity	Base Number	Contract	AT	Region	England
% of FP17s for the same patient ID Re-attending within 3 months - Children	7	475	1.5%	9.9%	11.3%	11.5%
% of FP17s for the same patient ID Re-attending within 3 months - Adults	18	517	3.5%	14.4%	14.7%	15.4%
% of FP17s for the same patient ID Re-attending between 3 & 9 months - Children	138	475	29.1%	53.5%	60.8%	59.7%
% of FP17s for the same patient ID Re-attending between 3 & 9 months - Adults	85	517	16.4%	48.5%	52.8%	51.7%
% of FP17s for Band 1 Urgent Courses	134	961	13.9%	8.3%	8.2%	9.2%
% of FP17s Relating to Free Repair or Replacements	0	961	0.0%	0.7%	0.7%	0.7%
% of FP17s Relating to Continuations	0	961	0.0%	0.7%	0.8%	0.8%
% of Patients satisfied with the dentistry they have received	0	0	N/A	92.9%	93.2%	93.5%
% of Patients satisfied with the time they had to wait for an appointment	0	0	N/A	91.6%	88.5%	87.4%

\* This is based on patients treated on this contract for their most recent course of treatment.

Figures in italics indicate the base number of FP17s or Patient Questionnaire responses are less than 100. N/A is shown where the base number of responses is less than 10 during the period. % is calculated as Quantity/Base number\*100

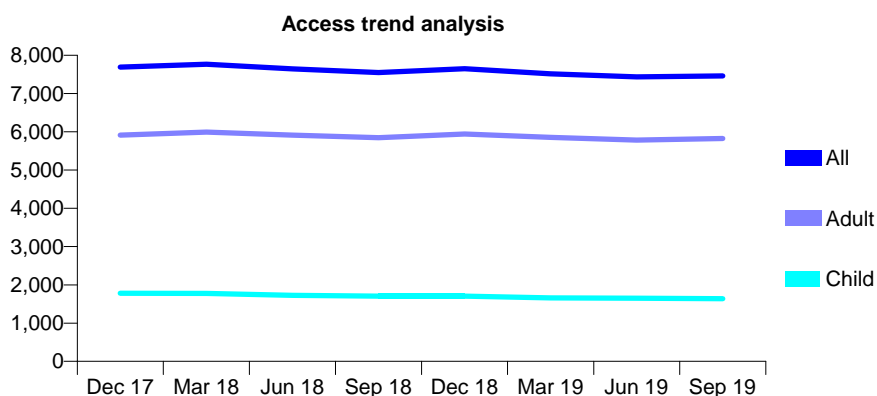
## Q54 - Vital Signs At a Glance Contract Report for 195685/0001 - September 2019

Name or company name	Wolverhampton dental care
Contract type name	GDS Contract
Purpose of contract	General
Contract start date	01/04/2014
Contract end date	

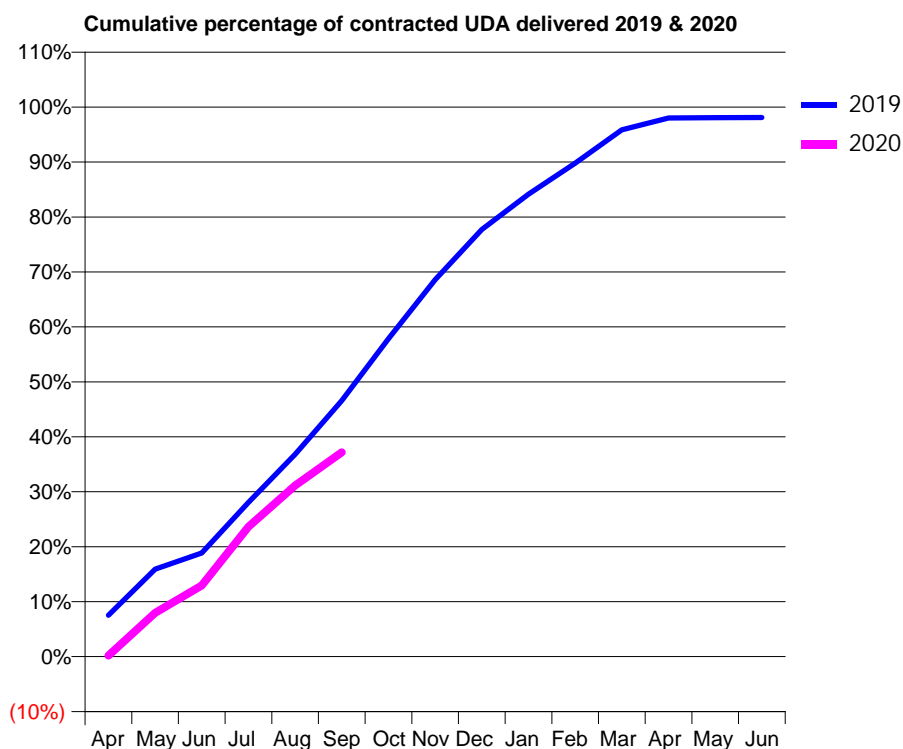
19/20 Contracted general activity (UDA)	22,943
Carry forward general activity (UDA)	438
19/20 Contracted orthodontic activity (UOA)	0
Carry forward orthodontic activity (UOA)	0
Baseline contract value	£500,248.74

### ACCESS\*

Patients seen in 24 months	Total	Change since previous quarter
Quarter ending September 2018	7,550	
Quarter ending December 2018	7,649	→
Quarter ending March 2019	7,514	↓
Quarter ending June 2019	7,434	↓
Quarter ending September 2019	7,462	→
<b>Variance since September 2018</b>	<b>(1.2%)</b>	<b>↓</b>



### ACTIVITY



Month	Adjusted Scheduled Activity (UDA)	
	2019	2020
April	1,730	42
May	3,653	1,827
June	4,328	2,973
July	6,436	5,423
August	8,449	7,144
September	10,686	8,527
October	13,271	
November	15,739	
December	17,830	
January	19,308	
February	20,604	
March	21,992	
April	22,486	
May	22,501	
June	22,504	

### QUALITY

	Quantity	Base Number	Contract	AT	Region	England
% of FP17s for the same patient ID Re-attending within 3 months - Children	84	1,245	6.7%	9.9%	11.3%	11.5%
% of FP17s for the same patient ID Re-attending within 3 months - Adults	549	3,992	13.8%	14.4%	14.7%	15.4%
% of FP17s for the same patient ID Re-attending between 3 & 9 months - Children	668	1,245	53.7%	53.5%	60.8%	59.7%
% of FP17s for the same patient ID Re-attending between 3 & 9 months - Adults	2,190	3,992	54.9%	48.5%	52.8%	51.7%
% of FP17s for Band 1 Urgent Courses	320	4,929	6.5%	8.3%	8.2%	9.2%
% of FP17s Relating to Free Repair or Replacements	38	4,929	0.8%	0.7%	0.7%	0.7%
% of FP17s Relating to Continuations	141	4,929	2.9%	0.7%	0.8%	0.8%
% of Patients satisfied with the dentistry they have received	1	1	N/A	92.9%	93.2%	93.5%
% of Patients satisfied with the time they had to wait for an appointment	1	1	N/A	91.6%	88.5%	87.4%

\* This is based on patients treated on this contract for their most recent course of treatment. Figures in italics indicate the base number of FP17s or Patient Questionnaire responses are less than 100. N/A is shown where the base number of responses is less than 10 during the period. % is calculated as Quantity/Base number\*100

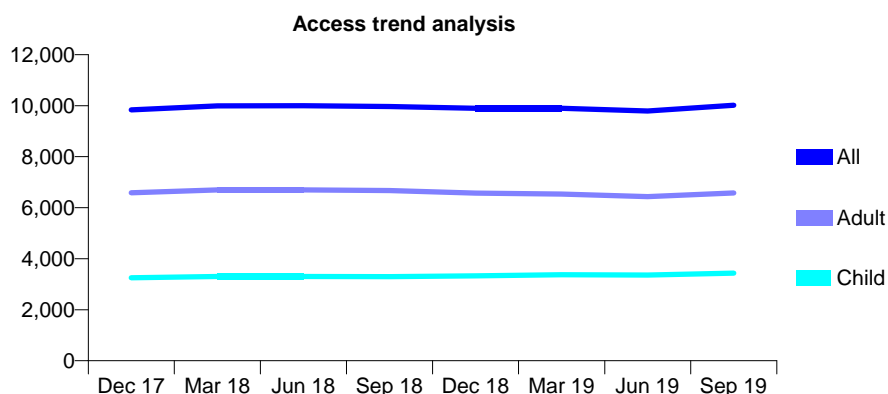
## Q54 - Vital Signs At a Glance Contract Report for 196606/0001 - September 2019

Name or company name	Mr Anil Tandon and Mr Anoup Nandra
Contract type name	GDS Contract
Purpose of contract	General
Contract start date	01/04/2012
Contract end date	

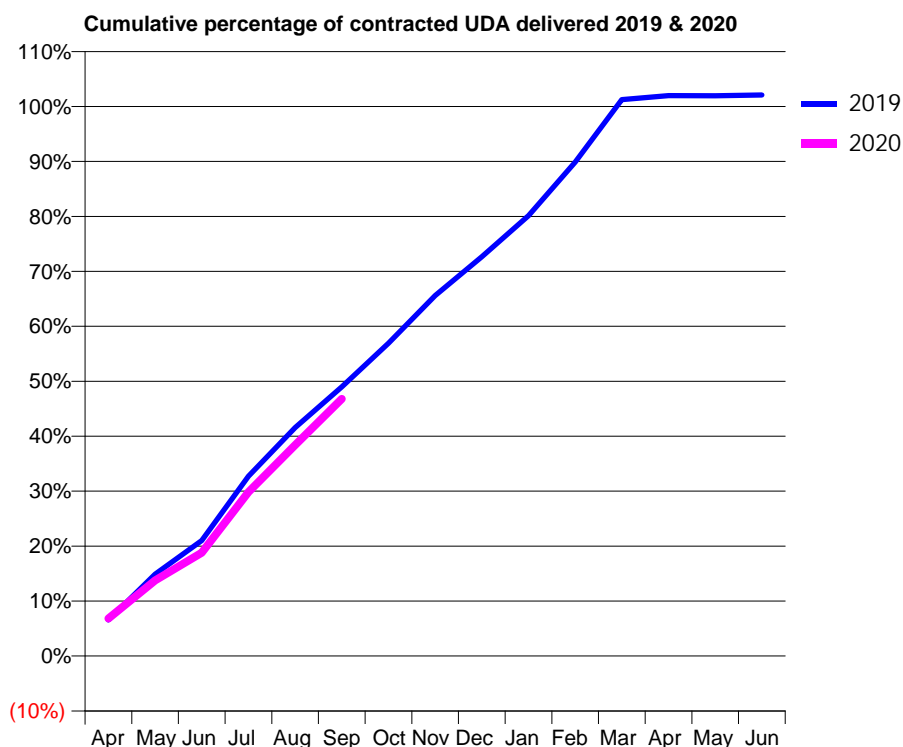
19/20 Contracted general activity (UDA)	29,289
Carry forward general activity (UDA)	-585
19/20 Contracted orthodontic activity (UOA)	0
Carry forward orthodontic activity (UOA)	0
Baseline contract value	£919,948.21

### ACCESS\*

Patients seen in 24 months	Total	Change since previous quarter
Quarter ending September 2018	9,971	
Quarter ending December 2018	9,903	→
Quarter ending March 2019	9,901	→
Quarter ending June 2019	9,793	↓
Quarter ending September 2019	10,014	↑
<b>Variance since September 2018</b>	<b>0.4%</b>	<b>→</b>



### ACTIVITY



Month	Adjusted Scheduled Activity (UDA)	
	2019	2020
April	1,923	2,001
May	4,368	4,031
June	6,162	5,502
July	9,587	8,735
August	12,182	11,247
September	14,350	13,710
October	16,670	
November	19,213	
December	21,277	
January	23,475	
February	26,322	
March	29,649	
April	29,872	
May	29,853	
June	29,900	

### QUALITY

	Quantity	Base Number	Contract	AT	Region	England
% of FP17s for the same patient ID Re-attending within 3 months - Children	158	2,428	6.5%	9.9%	11.3%	11.5%
% of FP17s for the same patient ID Re-attending within 3 months - Adults	497	3,881	12.8%	14.4%	14.7%	15.4%
% of FP17s for the same patient ID Re-attending between 3 & 9 months - Children	1,413	2,428	58.2%	53.5%	60.8%	59.7%
% of FP17s for the same patient ID Re-attending between 3 & 9 months - Adults	1,939	3,881	50.0%	48.5%	52.8%	51.7%
% of FP17s for Band 1 Urgent Courses	558	6,139	9.1%	8.3%	8.2%	9.2%
% of FP17s Relating to Free Repair or Replacements	7	6,139	0.1%	0.7%	0.7%	0.7%
% of FP17s Relating to Continuations	10	6,139	0.2%	0.7%	0.8%	0.8%
% of Patients satisfied with the dentistry they have received	2	2	N/A	92.9%	93.2%	93.5%
% of Patients satisfied with the time they had to wait for an appointment	2	2	N/A	91.6%	88.5%	87.4%

\* This is based on patients treated on this contract for their most recent course of treatment. Figures in italics indicate the base number of FP17s or Patient Questionnaire responses are less than 100. N/A is shown where the base number of responses is less than 10 during the period. % is calculated as Quantity/Base number\*100



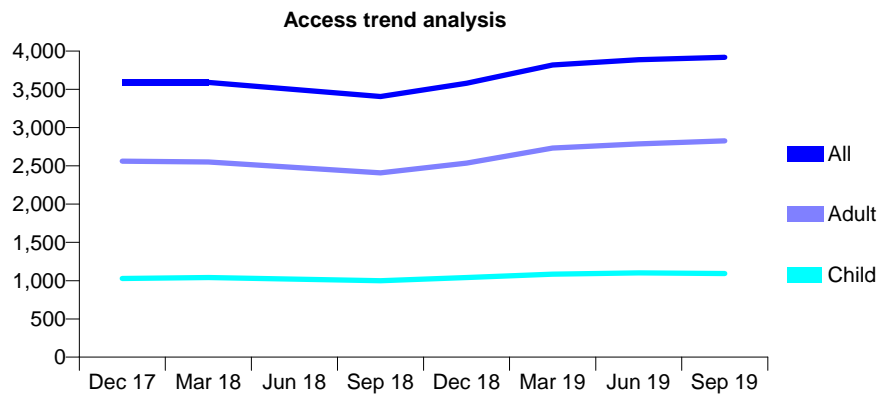
## Q54 - Vital Signs At a Glance Contract Report for 197734/0001 - September 2019

Name or company name	Robinson & Dicker Dental Practice
Contract type name	GDS Contract
Purpose of contract	General
Contract start date	01/04/2006
Contract end date	

19/20 Contracted general activity (UDA)	10,906
Carry forward general activity (UDA)	12
19/20 Contracted orthodontic activity (UOA)	0
Carry forward orthodontic activity (UOA)	0
Baseline contract value	£265,118.52

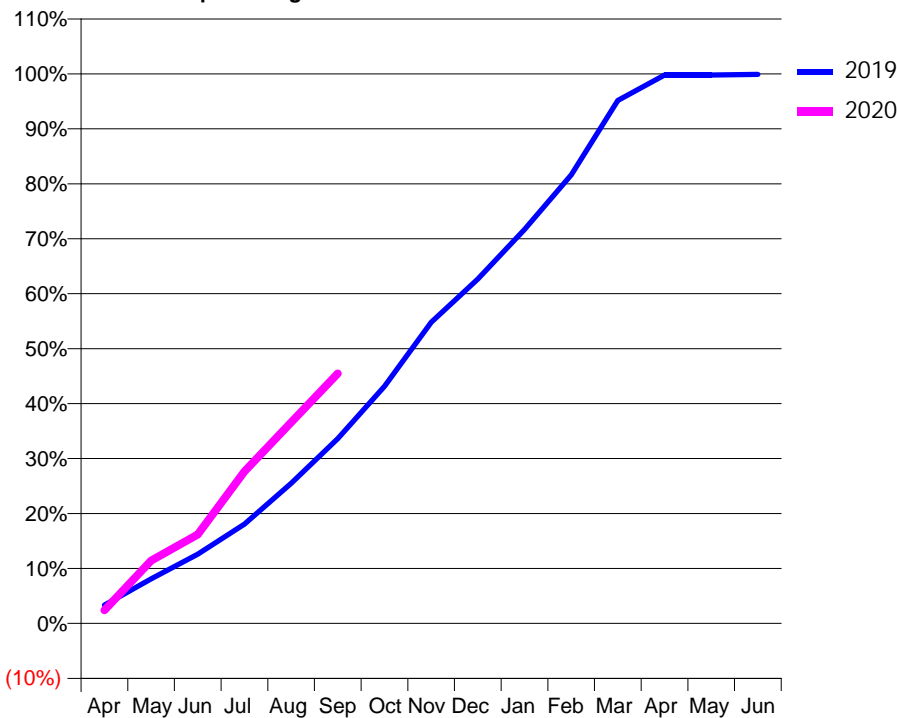
### ACCESS\*

Patients seen in 24 months	Total	Change since previous quarter
Quarter ending September 2018	3,406	
Quarter ending December 2018	3,579	↑
Quarter ending March 2019	3,817	↑
Quarter ending June 2019	3,888	→
Quarter ending September 2019	3,919	→
<b>Variance since September 2018</b>	<b>15.1%</b>	<b>↑</b>



### ACTIVITY

Cumulative percentage of contracted UDA delivered 2019 & 2020



Month	Adjusted Scheduled Activity (UDA)	
	2019	2020
April	364	264
May	885	1,247
June	1,375	1,764
July	1,970	3,016
August	2,780	3,994
September	3,667	4,961
October	4,705	
November	5,976	
December	6,833	
January	7,819	
February	8,900	
March	10,379	
April	10,883	
May	10,882	
June	10,894	

### QUALITY

	Quantity	Base Number	Contract	AT	Region	England
% of FP17s for the same patient ID Re-attending within 3 months - Children	62	794	7.8%	9.9%	11.3%	11.5%
% of FP17s for the same patient ID Re-attending within 3 months - Adults	256	1,893	13.5%	14.4%	14.7%	15.4%
% of FP17s for the same patient ID Re-attending between 3 & 9 months - Children	509	794	64.1%	53.5%	60.8%	59.7%
% of FP17s for the same patient ID Re-attending between 3 & 9 months - Adults	1,092	1,893	57.7%	48.5%	52.8%	51.7%
% of FP17s for Band 1 Urgent Courses	137	2,482	5.5%	8.3%	8.2%	9.2%
% of FP17s Relating to Free Repair or Replacements	39	2,482	1.6%	0.7%	0.7%	0.7%
% of FP17s Relating to Continuations	10	2,482	0.4%	0.7%	0.8%	0.8%
% of Patients satisfied with the dentistry they have received	0	0	N/A	92.9%	93.2%	93.5%
% of Patients satisfied with the time they had to wait for an appointment	0	0	N/A	91.6%	88.5%	87.4%

\* This is based on patients treated on this contract for their most recent course of treatment.

Figures in italics indicate the base number of FP17s or Patient Questionnaire responses are less than 100. N/A is shown where the base number of responses is less than 10 during the period. % is calculated as Quantity/Base number\*100

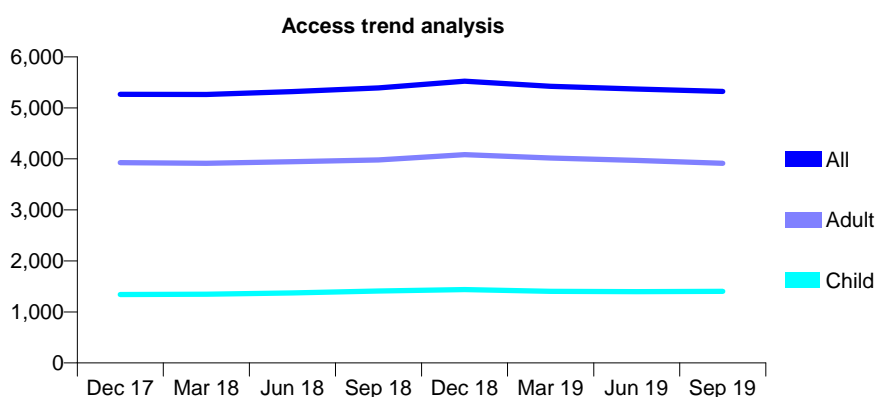
## Q54 - Vital Signs At a Glance Contract Report for 198412/0001 - September 2019

Name or company name	Castle Care Dental Practice
Contract type name	GDS Contract
Purpose of contract	General
Contract start date	01/07/2010
Contract end date	

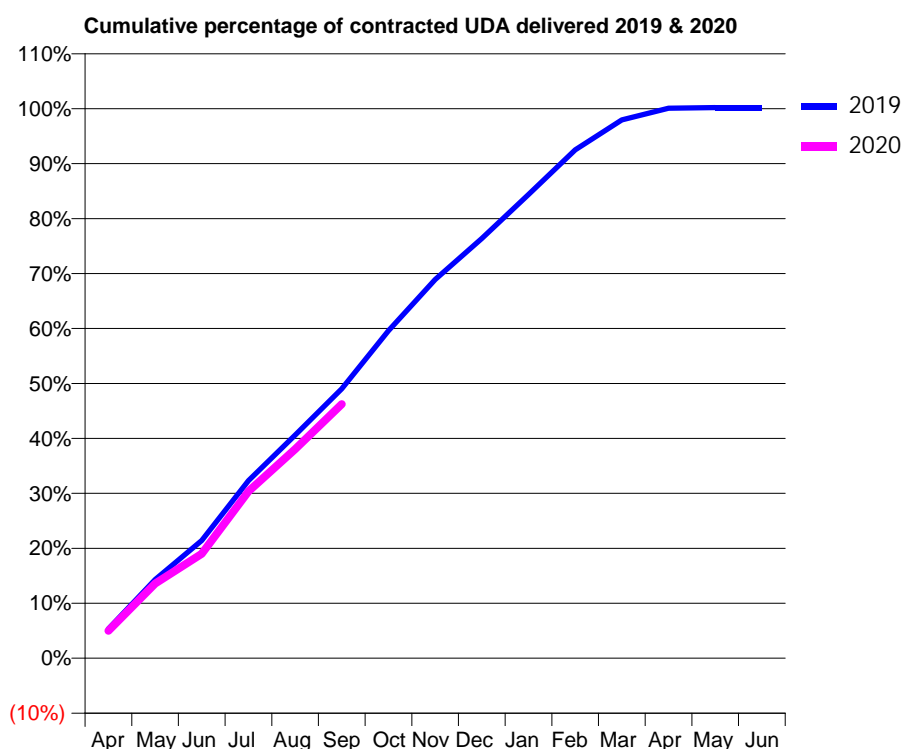
19/20 Contracted general activity (UDA)	13,080
Carry forward general activity (UDA)	-23
19/20 Contracted orthodontic activity (UOA)	0
Carry forward orthodontic activity (UOA)	0
Baseline contract value	£330,528.28

### ACCESS\*

Patients seen in 24 months	Total	Change since previous quarter
Quarter ending September 2018	5,391	
Quarter ending December 2018	5,522	↑
Quarter ending March 2019	5,423	↓
Quarter ending June 2019	5,369	→
Quarter ending September 2019	5,321	→
<b>Variance since September 2018</b>	<b>(1.3%)</b>	<b>↓</b>



### ACTIVITY



Month	2019	2020
April	701	654
May	1,871	1,777
June	2,801	2,488
July	4,227	3,971
August	5,311	4,979
September	6,412	6,049
October	7,797	
November	9,015	
December	9,990	
January	11,037	
February	12,101	
March	12,811	
April	13,092	
May	13,104	
June	13,104	

### QUALITY

	Quantity	Base Number	Contract	AT	Region	England
% of FP17s for the same patient ID Re-attending within 3 months - Children	48	948	5.1%	9.9%	11.3%	11.5%
% of FP17s for the same patient ID Re-attending within 3 months - Adults	287	2,483	11.6%	14.4%	14.7%	15.4%
% of FP17s for the same patient ID Re-attending between 3 & 9 months - Children	534	948	56.3%	53.5%	60.8%	59.7%
% of FP17s for the same patient ID Re-attending between 3 & 9 months - Adults	1,381	2,483	55.6%	48.5%	52.8%	51.7%
% of FP17s for Band 1 Urgent Courses	308	3,308	9.3%	8.3%	8.2%	9.2%
% of FP17s Relating to Free Repair or Replacements	26	3,308	0.8%	0.7%	0.7%	0.7%
% of FP17s Relating to Continuations	10	3,308	0.3%	0.7%	0.8%	0.8%
% of Patients satisfied with the dentistry they have received	2	2	N/A	92.9%	93.2%	93.5%
% of Patients satisfied with the time they had to wait for an appointment	2	2	N/A	91.6%	88.5%	87.4%

\* This is based on patients treated on this contract for their most recent course of treatment.

Figures in italics indicate the base number of FP17s or Patient Questionnaire responses are less than 100. N/A is shown where the base number of responses is less than 10 during the period. % is calculated as Quantity/Base number\*100

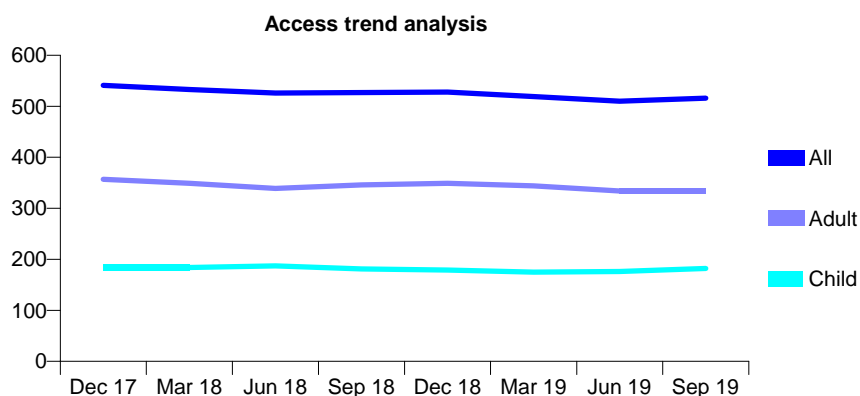
## Q54 - Vital Signs At a Glance Contract Report for 210285/0001 - September 2019

Name or company name	MR MI WEBB
Contract type name	GDS Contract
Purpose of contract	General
Contract start date	01/04/2006
Contract end date	

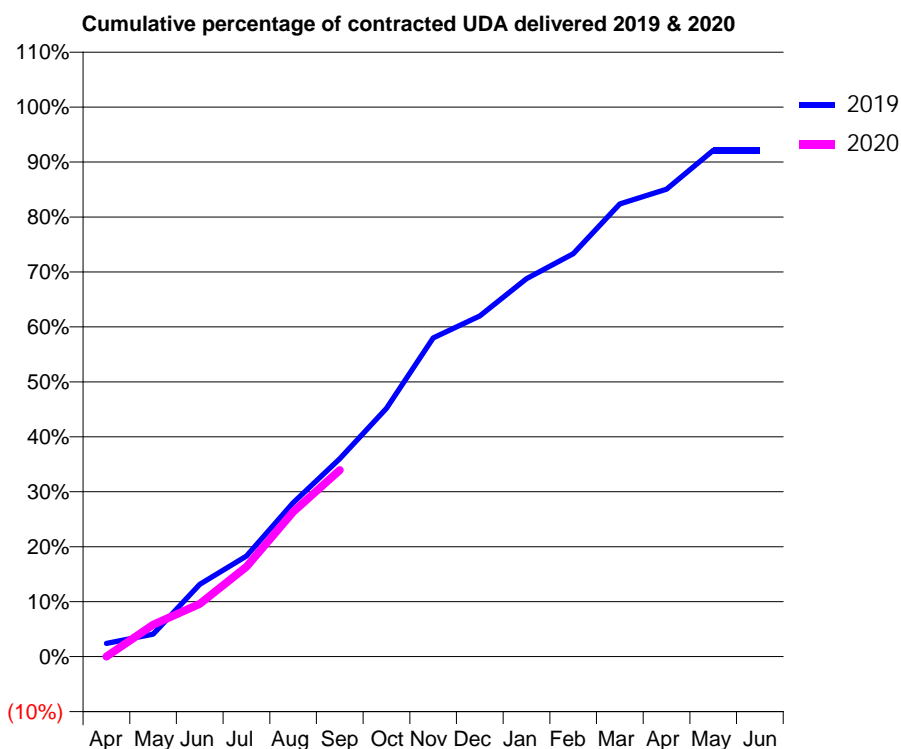
19/20 Contracted general activity (UDA)	1,800
Carry forward general activity (UDA)	0
19/20 Contracted orthodontic activity (UOA)	0
Carry forward orthodontic activity (UOA)	0
Baseline contract value	£42,211.05

### ACCESS\*

Patients seen in 24 months	Total	Change since previous quarter
Quarter ending September 2018	527	
Quarter ending December 2018	528	→
Quarter ending March 2019	519	↓
Quarter ending June 2019	510	↓
Quarter ending September 2019	516	→
<b>Variance since September 2018</b>	<b>(2.1%)</b>	<b>↓</b>



### ACTIVITY



Month	Adjusted Scheduled Activity (UDA)	
	2019	2020
April	44	0
May	74	105
June	237	173
July	329	294
August	504	474
September	648	611
October	813	
November	1,044	
December	1,116	
January	1,238	
February	1,320	
March	1,483	
April	1,531	
May	1,658	
June	1,658	

### QUALITY

	Quantity	Base Number	Contract	AT	Region	England
% of FP17s for the same patient ID Re-attending within 3 months - Children	10	135	7.4%	9.9%	11.3%	11.5%
% of FP17s for the same patient ID Re-attending within 3 months - Adults	38	248	15.3%	14.4%	14.7%	15.4%
% of FP17s for the same patient ID Re-attending between 3 & 9 months - Children	72	135	53.3%	53.5%	60.8%	59.7%
% of FP17s for the same patient ID Re-attending between 3 & 9 months - Adults	133	248	53.6%	48.5%	52.8%	51.7%
% of FP17s for Band 1 Urgent Courses	24	325	7.4%	8.3%	8.2%	9.2%
% of FP17s Relating to Free Repair or Replacements	0	325	0.0%	0.7%	0.7%	0.7%
% of FP17s Relating to Continuations	8	325	2.5%	0.7%	0.8%	0.8%
% of Patients satisfied with the dentistry they have received	0	0	N/A	92.9%	93.2%	93.5%
% of Patients satisfied with the time they had to wait for an appointment	0	0	N/A	91.6%	88.5%	87.4%

\* This is based on patients treated on this contract for their most recent course of treatment. Figures in italics indicate the base number of FP17s or Patient Questionnaire responses are less than 100. N/A is shown where the base number of responses is less than 10 during the period. % is calculated as Quantity/Base number\*100

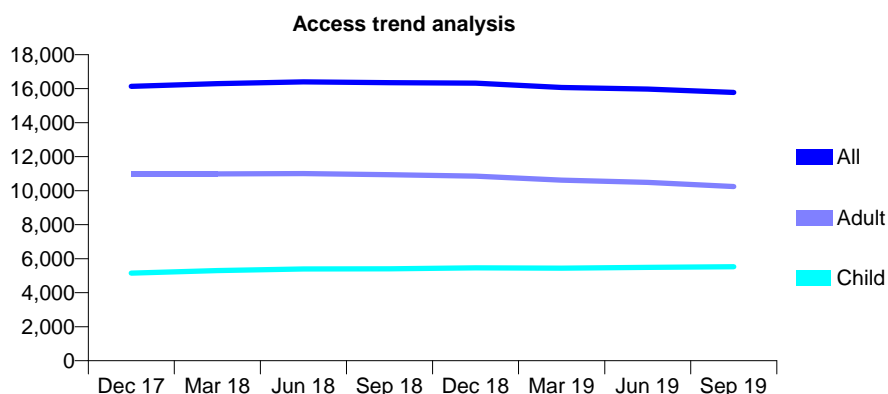
## Q54 - Vital Signs At a Glance Contract Report for 214299/0002 - September 2019

Name or company name	MR JS KAINTH
Contract type name	GDS Contract
Purpose of contract	General
Contract start date	28/01/2013
Contract end date	

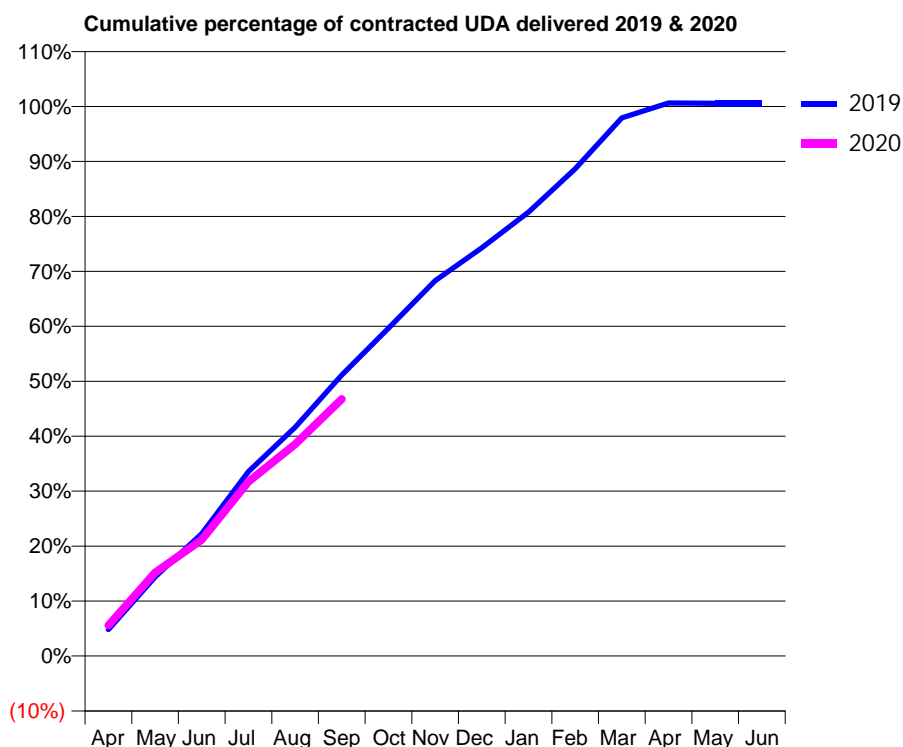
19/20 Contracted general activity (UDA)	37,779
Carry forward general activity (UDA)	-217
19/20 Contracted orthodontic activity (UOA)	0
Carry forward orthodontic activity (UOA)	0
Baseline contract value	£955,705.88

### ACCESS\*

Patients seen in 24 months	Total	Change since previous quarter
Quarter ending September 2018	16,346	
Quarter ending December 2018	16,323	→
Quarter ending March 2019	16,068	↓
Quarter ending June 2019	15,984	→
Quarter ending September 2019	15,776	↓
<b>Variance since September 2018</b>	<b>(3.5%)</b>	<b>↓</b>



### ACTIVITY



Month	Adjusted Scheduled Activity (UDA)	
	2019	2020
April	1,821	2,102
May	5,443	5,732
June	8,415	7,996
July	12,685	11,988
August	15,728	14,560
September	19,308	17,659
October	22,541	
November	25,806	
December	28,060	
January	30,519	
February	33,491	
March	36,995	
April	38,010	
May	37,996	
June	37,996	

### QUALITY

	Quantity	Base Number	Contract	AT	Region	England
% of FP17s for the same patient ID Re-attending within 3 months - Children	277	3,912	7.1%	9.9%	11.3%	11.5%
% of FP17s for the same patient ID Re-attending within 3 months - Adults	847	4,851	17.5%	14.4%	14.7%	15.4%
% of FP17s for the same patient ID Re-attending between 3 & 9 months - Children	2,138	3,912	54.7%	53.5%	60.8%	59.7%
% of FP17s for the same patient ID Re-attending between 3 & 9 months - Adults	1,442	4,851	29.7%	48.5%	52.8%	51.7%
% of FP17s for Band 1 Urgent Courses	1,071	7,997	13.4%	8.3%	8.2%	9.2%
% of FP17s Relating to Free Repair or Replacements	87	7,997	1.1%	0.7%	0.7%	0.7%
% of FP17s Relating to Continuations	92	7,997	1.2%	0.7%	0.8%	0.8%
% of Patients satisfied with the dentistry they have received	5	6	N/A	92.9%	93.2%	93.5%
% of Patients satisfied with the time they had to wait for an appointment	4	6	N/A	91.6%	88.5%	87.4%

\* This is based on patients treated on this contract for their most recent course of treatment. Figures in italics indicate the base number of FP17s or Patient Questionnaire responses are less than 100. N/A is shown where the base number of responses is less than 10 during the period. % is calculated as Quantity/Base number\*100

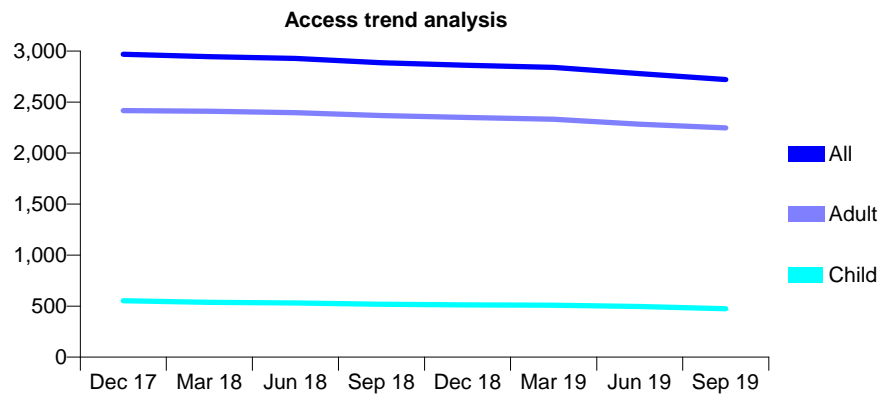
## Q54 - Vital Signs At a Glance Contract Report for 215465/0001 - September 2019

Name or company name	MR GM SMITH
Contract type name	GDS Contract
Purpose of contract	General
Contract start date	01/04/2006
Contract end date	

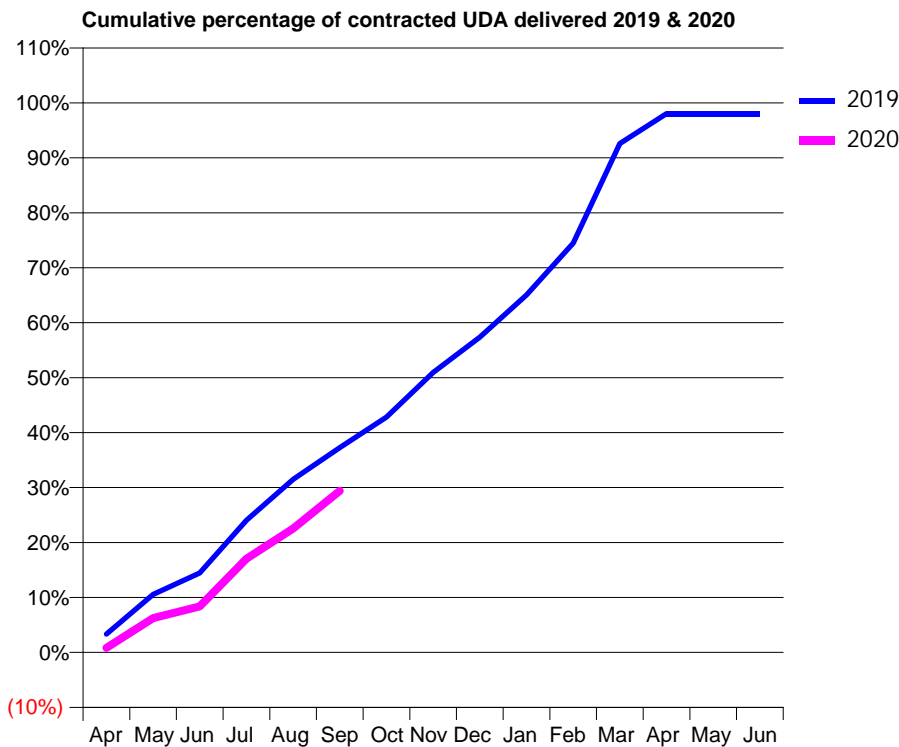
19/20 Contracted general activity (UDA)	9,458
Carry forward general activity (UDA)	185
19/20 Contracted orthodontic activity (UOA)	0
Carry forward orthodontic activity (UOA)	0
Baseline contract value	£227,194.78

### ACCESS\*

Patients seen in 24 months	Total	Change since previous quarter
Quarter ending September 2018	2,886	
Quarter ending December 2018	2,861	→
Quarter ending March 2019	2,840	→
Quarter ending June 2019	2,779	↓
Quarter ending September 2019	2,721	↓
<b>Variance since September 2018</b>	<b>(5.7%)</b>	<b>↓</b>



### ACTIVITY



Month	2019	2020
April	316	80
May	1,000	591
June	1,367	793
July	2,273	1,613
August	2,981	2,134
September	3,524	2,781
October	4,049	
November	4,819	
December	5,425	
January	6,152	
February	7,045	
March	8,757	
April	9,272	
May	9,272	
June	9,272	

### QUALITY

	Quantity	Base Number	Contract	AT	Region	England
% of FP17s for the same patient ID Re-attending within 3 months - Children	24	317	7.6%	9.9%	11.3%	11.5%
% of FP17s for the same patient ID Re-attending within 3 months - Adults	240	1,306	18.4%	14.4%	14.7%	15.4%
% of FP17s for the same patient ID Re-attending between 3 & 9 months - Children	133	317	42.0%	53.5%	60.8%	59.7%
% of FP17s for the same patient ID Re-attending between 3 & 9 months - Adults	484	1,306	37.1%	48.5%	52.8%	51.7%
% of FP17s for Band 1 Urgent Courses	140	1,500	9.3%	8.3%	8.2%	9.2%
% of FP17s Relating to Free Repair or Replacements	32	1,500	2.1%	0.7%	0.7%	0.7%
% of FP17s Relating to Continuations	34	1,500	2.3%	0.7%	0.8%	0.8%
% of Patients satisfied with the dentistry they have received	3	3	N/A	92.9%	93.2%	93.5%
% of Patients satisfied with the time they had to wait for an appointment	3	3	N/A	91.6%	88.5%	87.4%

\* This is based on patients treated on this contract for their most recent course of treatment. Figures in italics indicate the base number of FP17s or Patient Questionnaire responses are less than 100. N/A is shown where the base number of responses is less than 10 during the period. % is calculated as Quantity/Base number\*100

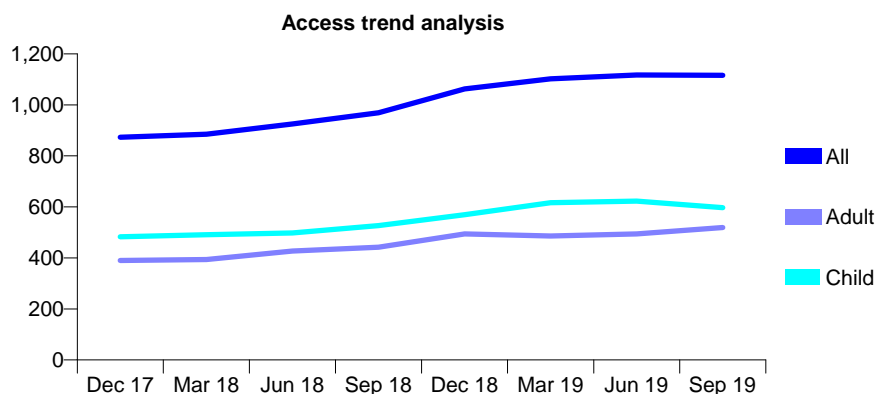
## Q54 - Vital Signs At a Glance Contract Report for 215732/0001 - September 2019

Name or company name	Hall Green Dental Practice
Contract type name	GDS Contract
Purpose of contract	General
Contract start date	01/04/2006
Contract end date	

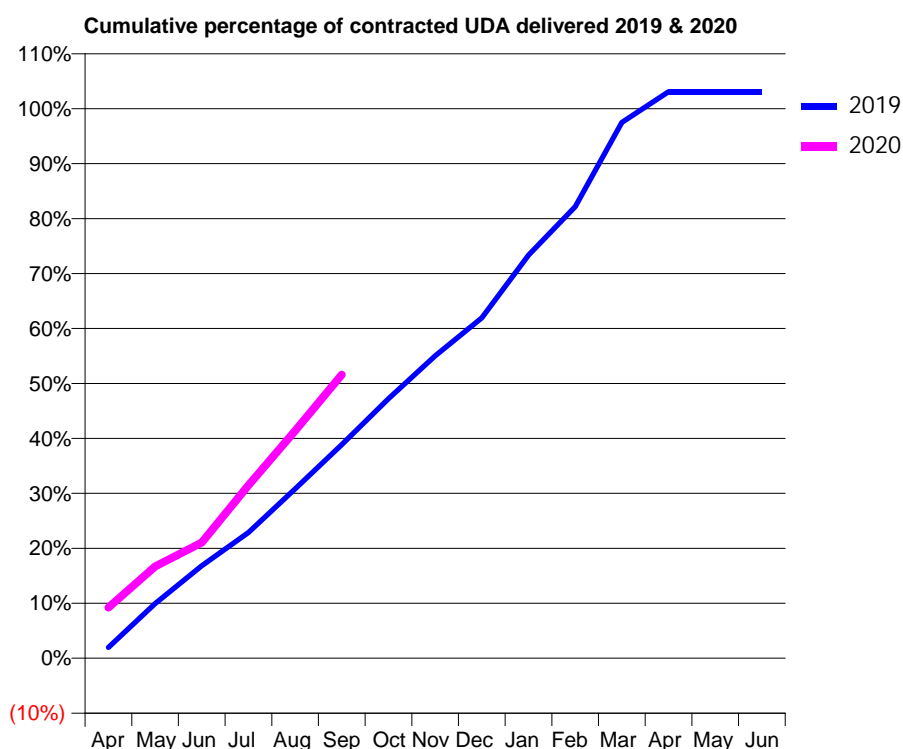
19/20 Contracted general activity (UDA)	2,225
Carry forward general activity (UDA)	-44
19/20 Contracted orthodontic activity (UOA)	0
Carry forward orthodontic activity (UOA)	0
Baseline contract value	£56,598.82

### ACCESS\*

Patients seen in 24 months	Total	Change since previous quarter
Quarter ending September 2018	969	
Quarter ending December 2018	1,063	↑
Quarter ending March 2019	1,102	↑
Quarter ending June 2019	1,117	→
Quarter ending September 2019	1,116	→
<b>Variance since September 2018</b>	<b>15.2%</b>	<b>↑</b>



### ACTIVITY



Month	2019	2020
April	44	205
May	222	372
June	374	468
July	509	700
August	686	921
September	865	1,148
October	1,051	
November	1,224	
December	1,378	
January	1,632	
February	1,829	
March	2,169	
April	2,294	
May	2,294	
June	2,294	

### QUALITY

	Quantity	Base Number	Contract	AT	Region	England
% of FP17s for the same patient ID Re-attending within 3 months - Children	24	379	6.3%	9.9%	11.3%	11.5%
% of FP17s for the same patient ID Re-attending within 3 months - Adults	14	252	5.6%	14.4%	14.7%	15.4%
% of FP17s for the same patient ID Re-attending between 3 & 9 months - Children	210	379	55.4%	53.5%	60.8%	59.7%
% of FP17s for the same patient ID Re-attending between 3 & 9 months - Adults	91	252	36.1%	48.5%	52.8%	51.7%
% of FP17s for Band 1 Urgent Courses	60	587	10.2%	8.3%	8.2%	9.2%
% of FP17s Relating to Free Repair or Replacements	0	587	0.0%	0.7%	0.7%	0.7%
% of FP17s Relating to Continuations	0	587	0.0%	0.7%	0.8%	0.8%
% of Patients satisfied with the dentistry they have received	0	0	N/A	92.9%	93.2%	93.5%
% of Patients satisfied with the time they had to wait for an appointment	0	0	N/A	91.6%	88.5%	87.4%

\* This is based on patients treated on this contract for their most recent course of treatment. Figures in italics indicate the base number of FP17s or Patient Questionnaire responses are less than 100. N/A is shown where the base number of responses is less than 10 during the period. % is calculated as Quantity/Base number\*100

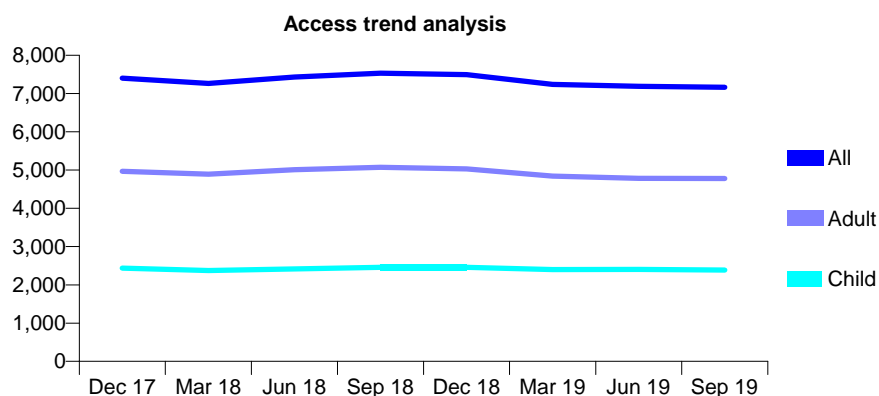
## Q54 - Vital Signs At a Glance Contract Report for 219916/0001 - September 2019

Name or company name	MR M KHOJA
Contract type name	GDS Contract
Purpose of contract	General
Contract start date	01/04/2006
Contract end date	

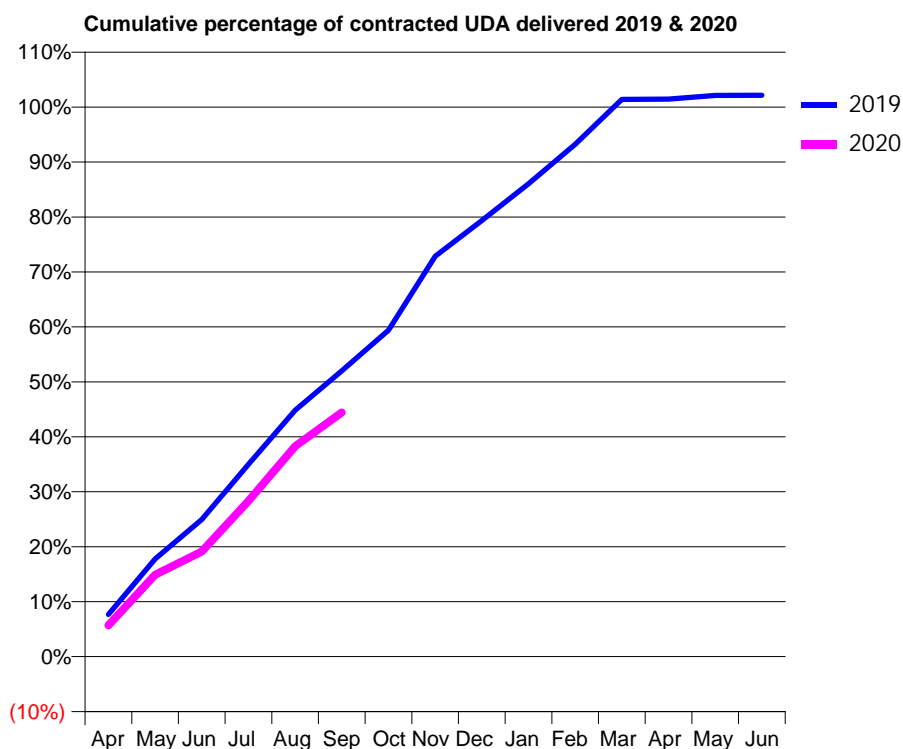
19/20 Contracted general activity (UDA)	22,689
Carry forward general activity (UDA)	-453
19/20 Contracted orthodontic activity (UOA)	0
Carry forward orthodontic activity (UOA)	0
Baseline contract value	£614,936.46

### ACCESS\*

Patients seen in 24 months	Total	Change since previous quarter
Quarter ending September 2018	7,531	
Quarter ending December 2018	7,493	→
Quarter ending March 2019	7,239	↓
Quarter ending June 2019	7,189	→
Quarter ending September 2019	7,166	→
<b>Variance since September 2018</b>	<b>(4.8%)</b>	<b>↓</b>



### ACTIVITY



Month	Adjusted Scheduled Activity (UDA)	
	2019	2020
April	1,742	1,294
May	4,033	3,382
June	5,658	4,335
July	7,942	6,430
August	10,171	8,684
September	11,796	10,081
October	13,476	
November	16,525	
December	18,004	
January	19,522	
February	21,155	
March	23,005	
April	23,017	
May	23,173	
June	23,176	

### QUALITY

	Quantity	Base Number	Contract	AT	Region	England
% of FP17s for the same patient ID Re-attending within 3 months - Children	91	1,160	7.8%	9.9%	11.3%	11.5%
% of FP17s for the same patient ID Re-attending within 3 months - Adults	334	2,384	14.0%	14.4%	14.7%	15.4%
% of FP17s for the same patient ID Re-attending between 3 & 9 months - Children	369	1,160	31.8%	53.5%	60.8%	59.7%
% of FP17s for the same patient ID Re-attending between 3 & 9 months - Adults	722	2,384	30.3%	48.5%	52.8%	51.7%
% of FP17s for Band 1 Urgent Courses	433	3,465	12.5%	8.3%	8.2%	9.2%
% of FP17s Relating to Free Repair or Replacements	10	3,465	0.3%	0.7%	0.7%	0.7%
% of FP17s Relating to Continuations	0	3,465	0.0%	0.7%	0.8%	0.8%
% of Patients satisfied with the dentistry they have received	0	0	N/A	92.9%	93.2%	93.5%
% of Patients satisfied with the time they had to wait for an appointment	0	0	N/A	91.6%	88.5%	87.4%

\* This is based on patients treated on this contract for their most recent course of treatment. Figures in italics indicate the base number of FP17s or Patient Questionnaire responses are less than 100. N/A is shown where the base number of responses is less than 10 during the period. % is calculated as Quantity/Base number\*100

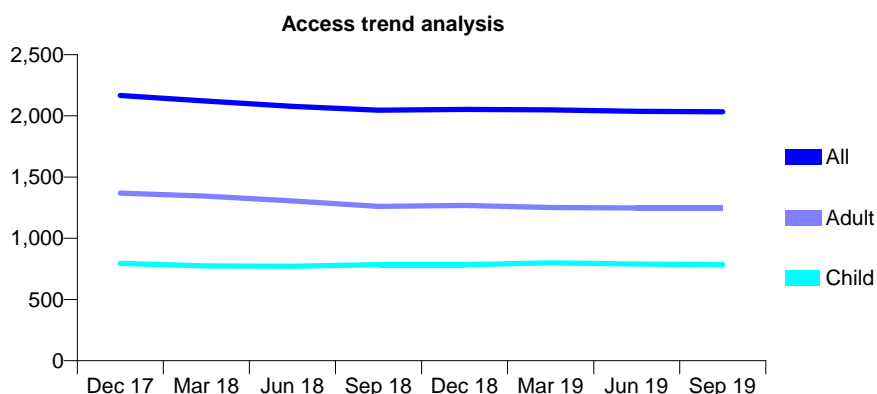
## Q54 - Vital Signs At a Glance Contract Report for 219916/0002 - September 2019

Name or company name	MR M KHOJA
Contract type name	GDS Contract
Purpose of contract	General
Contract start date	01/04/2006
Contract end date	

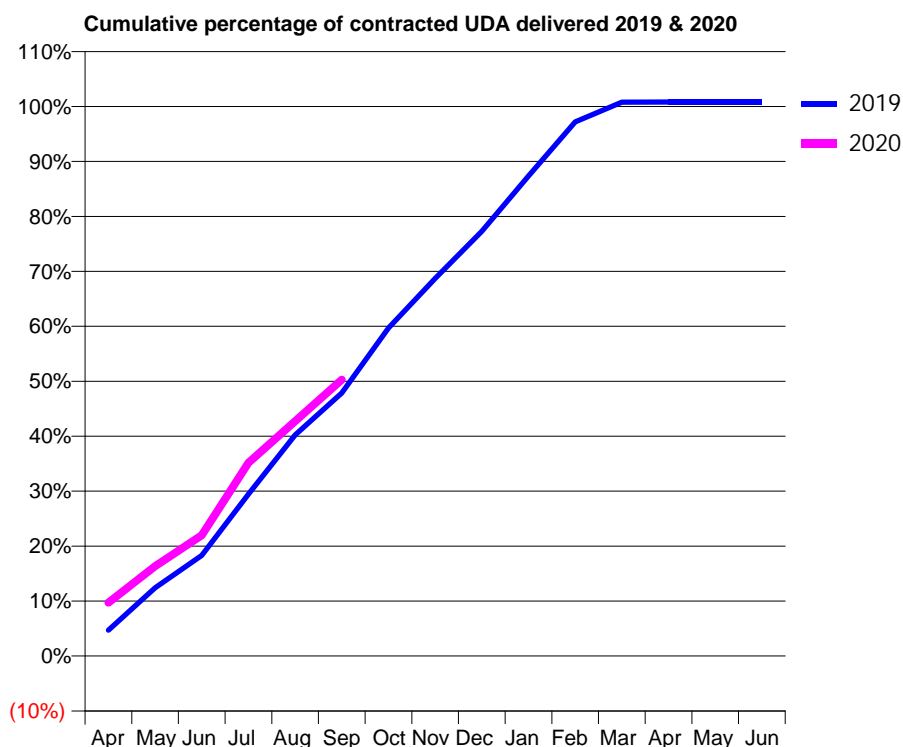
19/20 Contracted general activity (UDA)	5,632
Carry forward general activity (UDA)	-45
19/20 Contracted orthodontic activity (UOA)	0
Carry forward orthodontic activity (UOA)	0
Baseline contract value	£157,025.70

### ACCESS\*

Patients seen in 24 months	Total	Change since previous quarter
Quarter ending September 2018	2,046	
Quarter ending December 2018	2,053	→
Quarter ending March 2019	2,050	→
Quarter ending June 2019	2,038	→
Quarter ending September 2019	2,033	→
<b>Variance since September 2018</b>	<b>(0.6%)</b>	<b>→</b>



### ACTIVITY



Month	Adjusted Scheduled Activity (UDA)	
	2019	2020
April	264	548
May	698	922
June	1,032	1,237
July	1,659	1,981
August	2,265	2,408
September	2,696	2,833
October	3,362	
November	3,870	
December	4,352	
January	4,920	
February	5,474	
March	5,675	
April	5,676	
May	5,677	
June	5,677	

### QUALITY

	Quantity	Base Number	Contract	AT	Region	England
% of FP17s for the same patient ID Re-attending within 3 months - Children	58	569	10.2%	9.9%	11.3%	11.5%
% of FP17s for the same patient ID Re-attending within 3 months - Adults	135	769	17.6%	14.4%	14.7%	15.4%
% of FP17s for the same patient ID Re-attending between 3 & 9 months - Children	261	569	45.9%	53.5%	60.8%	59.7%
% of FP17s for the same patient ID Re-attending between 3 & 9 months - Adults	284	769	36.9%	48.5%	52.8%	51.7%
% of FP17s for Band 1 Urgent Courses	245	1,336	18.3%	8.3%	8.2%	9.2%
% of FP17s Relating to Free Repair or Replacements	12	1,336	0.9%	0.7%	0.7%	0.7%
% of FP17s Relating to Continuations	1	1,336	0.1%	0.7%	0.8%	0.8%
% of Patients satisfied with the dentistry they have received	0	0	N/A	92.9%	93.2%	93.5%
% of Patients satisfied with the time they had to wait for an appointment	0	0	N/A	91.6%	88.5%	87.4%

\* This is based on patients treated on this contract for their most recent course of treatment. Figures in italics indicate the base number of FP17s or Patient Questionnaire responses are less than 100. N/A is shown where the base number of responses is less than 10 during the period. % is calculated as Quantity/Base number\*100



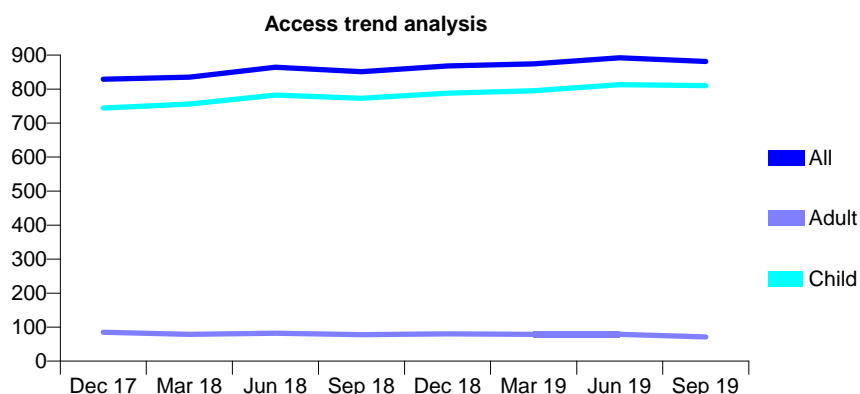
## Q54 - Vital Signs At a Glance Contract Report for 220108/0001 - September 2019

Name or company name	MR TR JONES
Contract type name	GDS Contract
Purpose of contract	General
Contract start date	01/04/2006
Contract end date	

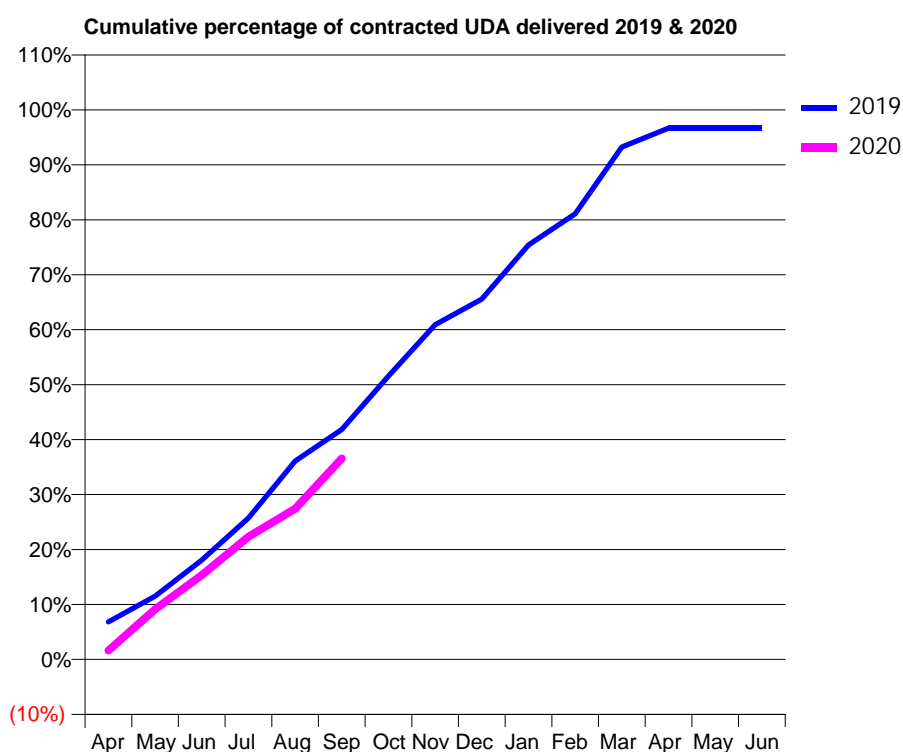
19/20 Contracted general activity (UDA)	2,000
Carry forward general activity (UDA)	66
19/20 Contracted orthodontic activity (UOA)	0
Carry forward orthodontic activity (UOA)	0
Baseline contract value	£45,345.30

### ACCESS\*

Patients seen in 24 months	Total	Change since previous quarter
Quarter ending September 2018	851	
Quarter ending December 2018	868	→
Quarter ending March 2019	874	→
Quarter ending June 2019	892	↑
Quarter ending September 2019	881	↓
<b>Variance since September 2018</b>	<b>3.5%</b>	<b>↑</b>



### ACTIVITY



Month	2019	2020
April	137	32
May	230	183
June	361	307
July	515	446
August	722	548
September	837	731
October	1,031	
November	1,218	
December	1,311	
January	1,508	
February	1,622	
March	1,864	
April	1,933	
May	1,933	
June	1,933	

### QUALITY

	Quantity	Base Number	Contract	AT	Region	England
% of FP17s for the same patient ID Re-attending within 3 months - Children	59	661	8.9%	9.9%	11.3%	11.5%
% of FP17s for the same patient ID Re-attending within 3 months - Adults	0	0	N/A	14.4%	14.7%	15.4%
% of FP17s for the same patient ID Re-attending between 3 & 9 months - Children	449	661	67.9%	53.5%	60.8%	59.7%
% of FP17s for the same patient ID Re-attending between 3 & 9 months - Adults	0	0	N/A	48.5%	52.8%	51.7%
% of FP17s for Band 1 Urgent Courses	12	606	2.0%	8.3%	8.2%	9.2%
% of FP17s Relating to Free Repair or Replacements	0	606	0.0%	0.7%	0.7%	0.7%
% of FP17s Relating to Continuations	2	606	0.3%	0.7%	0.8%	0.8%
% of Patients satisfied with the dentistry they have received	0	0	N/A	92.9%	93.2%	93.5%
% of Patients satisfied with the time they had to wait for an appointment	0	0	N/A	91.6%	88.5%	87.4%

\* This is based on patients treated on this contract for their most recent course of treatment. Figures in italics indicate the base number of FP17s or Patient Questionnaire responses are less than 100. N/A is shown where the base number of responses is less than 10 during the period. % is calculated as Quantity/Base number\*100

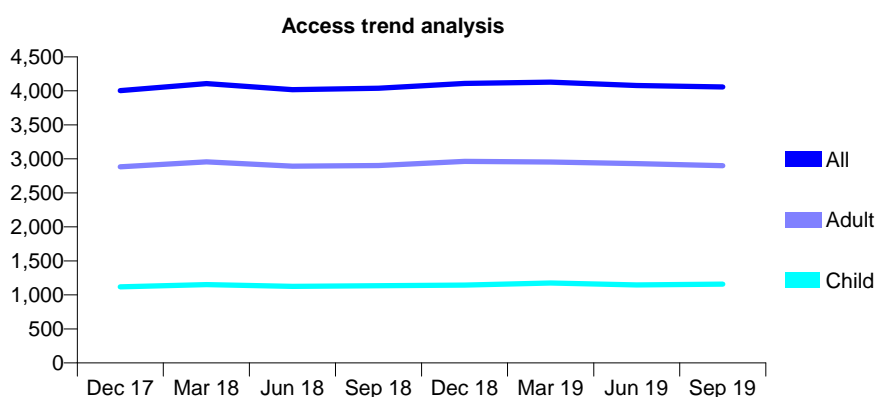
## Q54 - Vital Signs At a Glance Contract Report for 220124/0001 - September 2019

Name or company name	MR PK PATEL
Contract type name	GDS Contract
Purpose of contract	General and Orthodontic
Contract start date	01/04/2006
Contract end date	

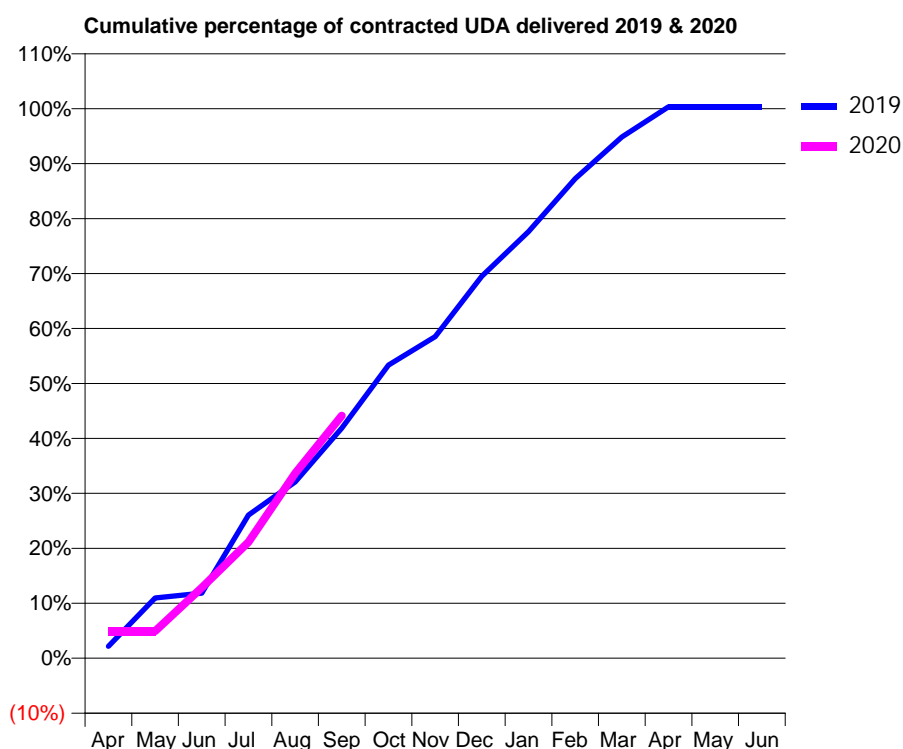
19/20 Contracted general activity (UDA)	11,324
Carry forward general activity (UDA)	-38
19/20 Contracted orthodontic activity (UOA)	234
Carry forward orthodontic activity (UOA)	-4
Baseline contract value	£359,462.87

### ACCESS\*

Patients seen in 24 months	Total	Change since previous quarter
Quarter ending September 2018	4,039	
Quarter ending December 2018	4,108	→
Quarter ending March 2019	4,128	→
Quarter ending June 2019	4,080	↓
Quarter ending September 2019	4,058	→
<b>Variance since September 2018</b>	<b>0.5%</b>	<b>→</b>



### ACTIVITY



Month	2019	2020
April	247	560
May	1,242	560
June	1,338	1,451
July	2,951	2,393
August	3,632	3,809
September	4,741	4,996
October	6,040	
November	6,628	
December	7,871	
January	8,789	
February	9,882	
March	10,738	
April	11,362	
May	11,362	
June	11,362	

### QUALITY

	Quantity	Base Number	Contract	AT	Region	England
% of FP17s for the same patient ID Re-attending within 3 months - Children	38	749	5.1%	9.9%	11.3%	11.5%
% of FP17s for the same patient ID Re-attending within 3 months - Adults	196	1,569	12.5%	14.4%	14.7%	15.4%
% of FP17s for the same patient ID Re-attending between 3 & 9 months - Children	317	749	42.3%	53.5%	60.8%	59.7%
% of FP17s for the same patient ID Re-attending between 3 & 9 months - Adults	611	1,569	38.9%	48.5%	52.8%	51.7%
% of FP17s for Band 1 Urgent Courses	170	2,071	8.2%	8.3%	8.2%	9.2%
% of FP17s Relating to Free Repair or Replacements	7	2,071	0.3%	0.7%	0.7%	0.7%
% of FP17s Relating to Continuations	25	2,071	1.2%	0.7%	0.8%	0.8%
% of Patients satisfied with the dentistry they have received	3	4	N/A	92.9%	93.2%	93.5%
% of Patients satisfied with the time they had to wait for an appointment	3	4	N/A	91.6%	88.5%	87.4%

\* This is based on patients treated on this contract for their most recent course of treatment. Figures in italics indicate the base number of FP17s or Patient Questionnaire responses are less than 100. N/A is shown where the base number of responses is less than 10 during the period. % is calculated as Quantity/Base number\*100

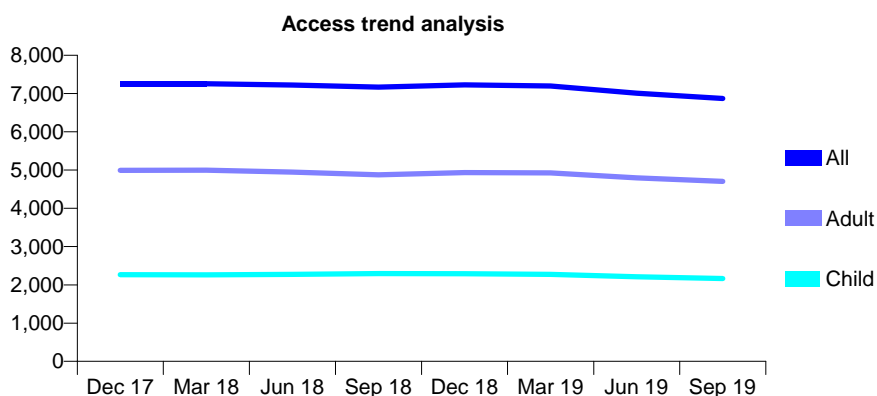
## Q54 - Vital Signs At a Glance Contract Report for 220922/0001 - September 2019

Name or company name	MR JS SIDHU
Contract type name	GDS Contract
Purpose of contract	General and Orthodontic
Contract start date	01/04/2006
Contract end date	

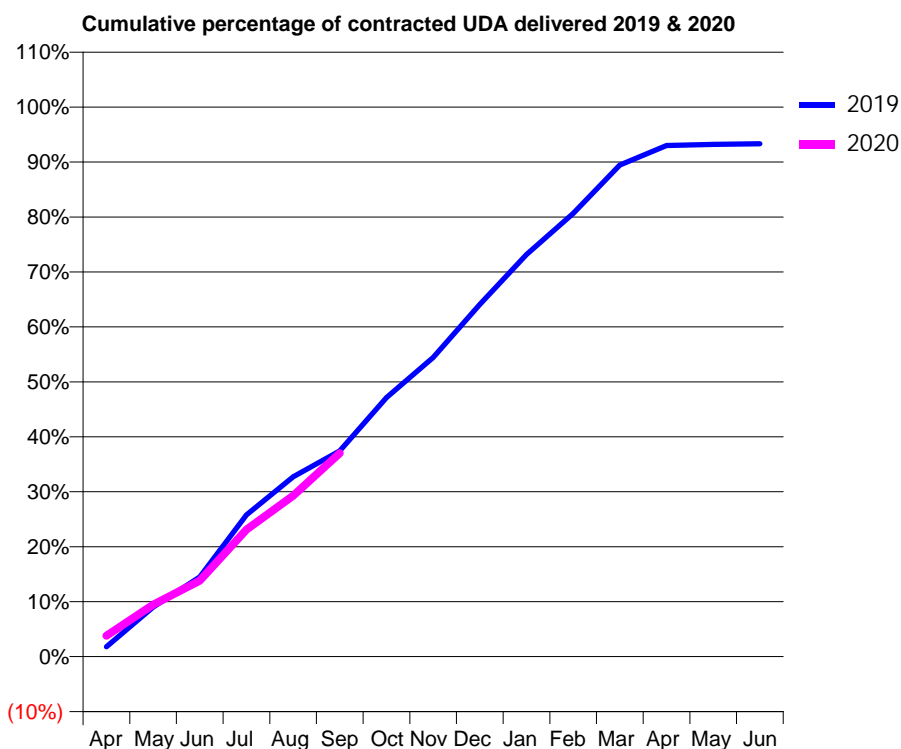
19/20 Contracted general activity (UDA)	19,884
Carry forward general activity (UDA)	0
19/20 Contracted orthodontic activity (UOA)	22
Carry forward orthodontic activity (UOA)	0
Baseline contract value	£520,924.59

### ACCESS\*

Patients seen in 24 months	Total	Change since previous quarter
Quarter ending September 2018	7,169	
Quarter ending December 2018	7,225	→
Quarter ending March 2019	7,198	→
Quarter ending June 2019	7,009	↓
Quarter ending September 2019	6,869	↓
<b>Variance since September 2018</b>	<b>(4.2%)</b>	<b>↓</b>



### ACTIVITY



Month	Adjusted Scheduled Activity (UDA)	
	2019	2020
April	358	753
May	1,794	1,882
June	2,882	2,748
July	5,129	4,598
August	6,508	5,821
September	7,444	7,364
October	9,373	
November	10,824	
December	12,742	
January	14,552	
February	16,037	
March	17,782	
April	18,494	
May	18,529	
June	18,554	

### QUALITY

	Quantity	Base Number	Contract	AT	Region	England
% of FP17s for the same patient ID Re-attending within 3 months - Children	35	945	3.7%	9.9%	11.3%	11.5%
% of FP17s for the same patient ID Re-attending within 3 months - Adults	199	1,986	10.0%	14.4%	14.7%	15.4%
% of FP17s for the same patient ID Re-attending between 3 & 9 months - Children	298	945	31.5%	53.5%	60.8%	59.7%
% of FP17s for the same patient ID Re-attending between 3 & 9 months - Adults	695	1,986	35.0%	48.5%	52.8%	51.7%
% of FP17s for Band 1 Urgent Courses	116	2,652	4.4%	8.3%	8.2%	9.2%
% of FP17s Relating to Free Repair or Replacements	9	2,652	0.3%	0.7%	0.7%	0.7%
% of FP17s Relating to Continuations	8	2,652	0.3%	0.7%	0.8%	0.8%
% of Patients satisfied with the dentistry they have received	4	6	N/A	92.9%	93.2%	93.5%
% of Patients satisfied with the time they had to wait for an appointment	4	6	N/A	91.6%	88.5%	87.4%

\* This is based on patients treated on this contract for their most recent course of treatment. Figures in italics indicate the base number of FP17s or Patient Questionnaire responses are less than 100. N/A is shown where the base number of responses is less than 10 during the period. % is calculated as Quantity/Base number\*100

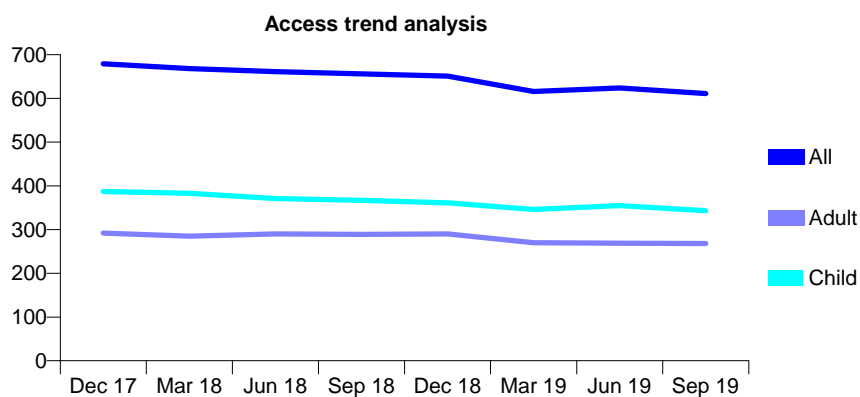
## Q54 - Vital Signs At a Glance Contract Report for 221309/0001 - September 2019

Name or company name	MR IC WILSON
Contract type name	GDS Contract
Purpose of contract	General
Contract start date	01/04/2006
Contract end date	

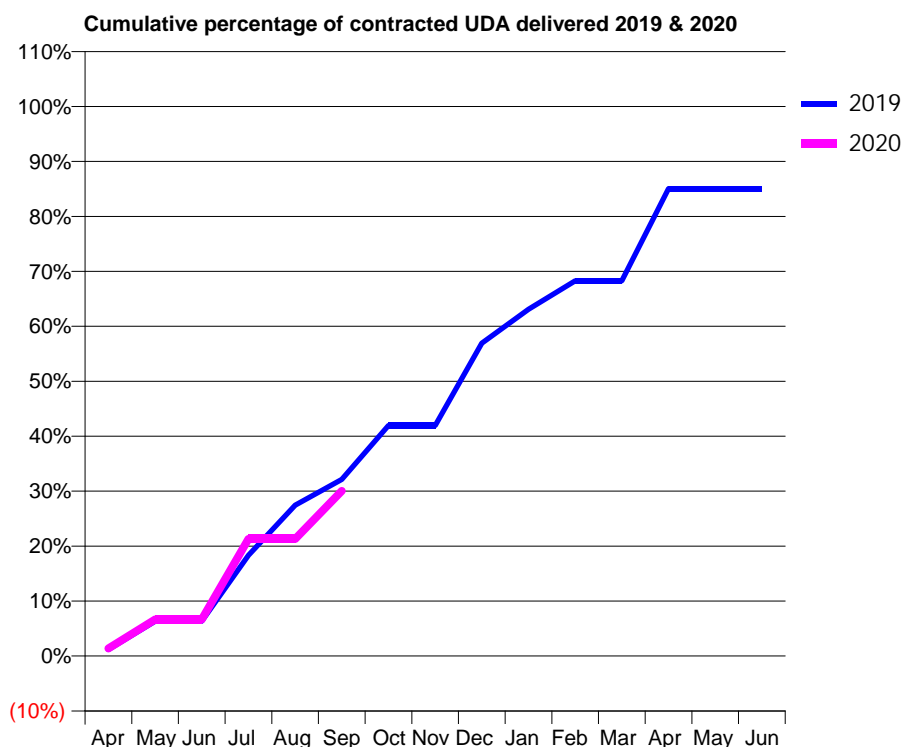
19/20 Contracted general activity (UDA)	1,800
Carry forward general activity (UDA)	0
19/20 Contracted orthodontic activity (UOA)	0
Carry forward orthodontic activity (UOA)	0
Baseline contract value	£44,615.66

### ACCESS\*

Patients seen in 24 months	Total	Change since previous quarter
Quarter ending September 2018	656	
Quarter ending December 2018	651	→
Quarter ending March 2019	616	↓
Quarter ending June 2019	624	→
Quarter ending September 2019	611	↓
<b>Variance since September 2018</b>	<b>(6.9%)</b>	<b>↓</b>



### ACTIVITY



Month	Adjusted Scheduled Activity (UDA)	
	2019	2020
April	21	25
May	114	120
June	114	120
July	330	384
August	494	384
September	578	541
October	755	
November	755	
December	1,025	
January	1,135	
February	1,229	
March	1,229	
April	1,531	
May	1,531	
June	1,531	

### QUALITY

	Quantity	Base Number	Contract	AT	Region	England
% of FP17s for the same patient ID Re-attending within 3 months - Children	24	297	8.1%	9.9%	11.3%	11.5%
% of FP17s for the same patient ID Re-attending within 3 months - Adults	34	181	18.8%	14.4%	14.7%	15.4%
% of FP17s for the same patient ID Re-attending between 3 & 9 months - Children	184	297	62.0%	53.5%	60.8%	59.7%
% of FP17s for the same patient ID Re-attending between 3 & 9 months - Adults	87	181	48.1%	48.5%	52.8%	51.7%
% of FP17s for Band 1 Urgent Courses	35	325	10.8%	8.3%	8.2%	9.2%
% of FP17s Relating to Free Repair or Replacements	0	325	0.0%	0.7%	0.7%	0.7%
% of FP17s Relating to Continuations	0	325	0.0%	0.7%	0.8%	0.8%
% of Patients satisfied with the dentistry they have received	0	0	N/A	92.9%	93.2%	93.5%
% of Patients satisfied with the time they had to wait for an appointment	0	0	N/A	91.6%	88.5%	87.4%

\* This is based on patients treated on this contract for their most recent course of treatment. Figures in italics indicate the base number of FP17s or Patient Questionnaire responses are less than 100. N/A is shown where the base number of responses is less than 10 during the period. % is calculated as Quantity/Base number\*100

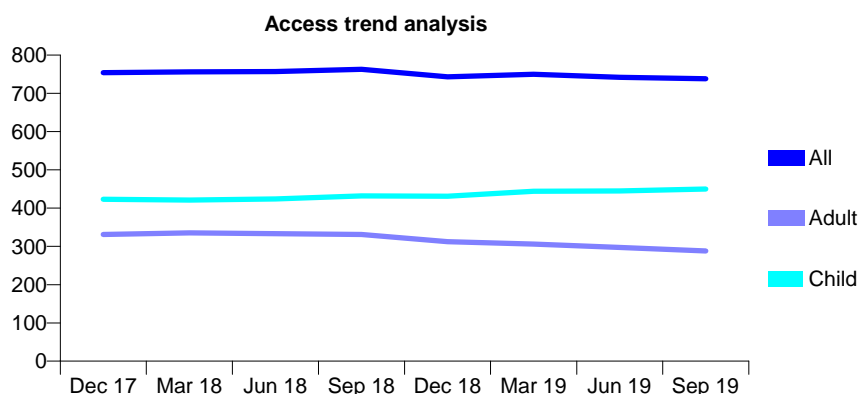
## Q54 - Vital Signs At a Glance Contract Report for 231282/0001 - September 2019

Name or company name	MR SD LOESCHER
Contract type name	GDS Contract
Purpose of contract	General
Contract start date	01/04/2006
Contract end date	

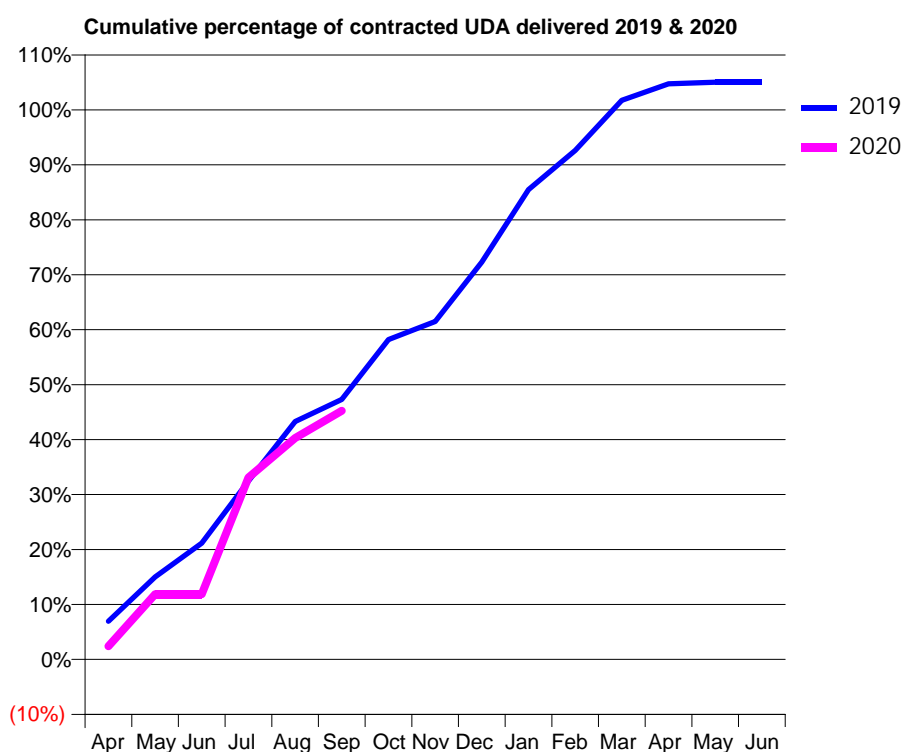
19/20 Contracted general activity (UDA)	1,566
Carry forward general activity (UDA)	-31
19/20 Contracted orthodontic activity (UOA)	0
Carry forward orthodontic activity (UOA)	0
Baseline contract value	£38,610.87

### ACCESS\*

Patients seen in 24 months	Total	Change since previous quarter
Quarter ending September 2018	763	
Quarter ending December 2018	743	↓
Quarter ending March 2019	750	→
Quarter ending June 2019	742	↓
Quarter ending September 2019	738	→
<b>Variance since September 2018</b>	<b>(3.3%)</b>	<b>↓</b>



### ACTIVITY



Month	2019	2020
April	109	38
May	235	186
June	331	186
July	508	519
August	678	631
September	741	709
October	912	
November	963	
December	1,132	
January	1,339	
February	1,450	
March	1,593	
April	1,640	
May	1,645	
June	1,645	

### QUALITY

	Quantity	Base Number	Contract	AT	Region	England
% of FP17s for the same patient ID Re-attending within 3 months - Children	19	353	5.4%	9.9%	11.3%	11.5%
% of FP17s for the same patient ID Re-attending within 3 months - Adults	13	175	7.4%	14.4%	14.7%	15.4%
% of FP17s for the same patient ID Re-attending between 3 & 9 months - Children	251	353	71.1%	53.5%	60.8%	59.7%
% of FP17s for the same patient ID Re-attending between 3 & 9 months - Adults	115	175	65.7%	48.5%	52.8%	51.7%
% of FP17s for Band 1 Urgent Courses	18	485	3.7%	8.3%	8.2%	9.2%
% of FP17s Relating to Free Repair or Replacements	5	485	1.0%	0.7%	0.7%	0.7%
% of FP17s Relating to Continuations	0	485	0.0%	0.7%	0.8%	0.8%
% of Patients satisfied with the dentistry they have received	0	0	N/A	92.9%	93.2%	93.5%
% of Patients satisfied with the time they had to wait for an appointment	0	0	N/A	91.6%	88.5%	87.4%

\* This is based on patients treated on this contract for their most recent course of treatment. Figures in italics indicate the base number of FP17s or Patient Questionnaire responses are less than 100. N/A is shown where the base number of responses is less than 10 during the period. % is calculated as Quantity/Base number\*100

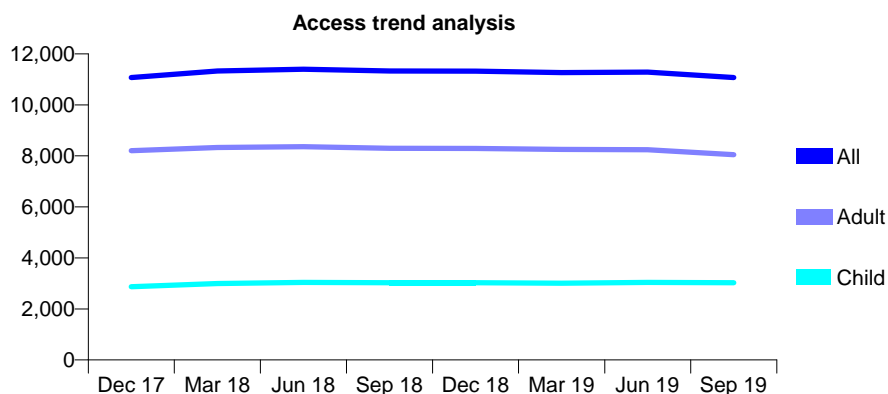
## Q54 - Vital Signs At a Glance Contract Report for 234761/0001 - September 2019

Name or company name	MR RS TOBIN
Contract type name	GDS Contract
Purpose of contract	General
Contract start date	01/04/2009
Contract end date	

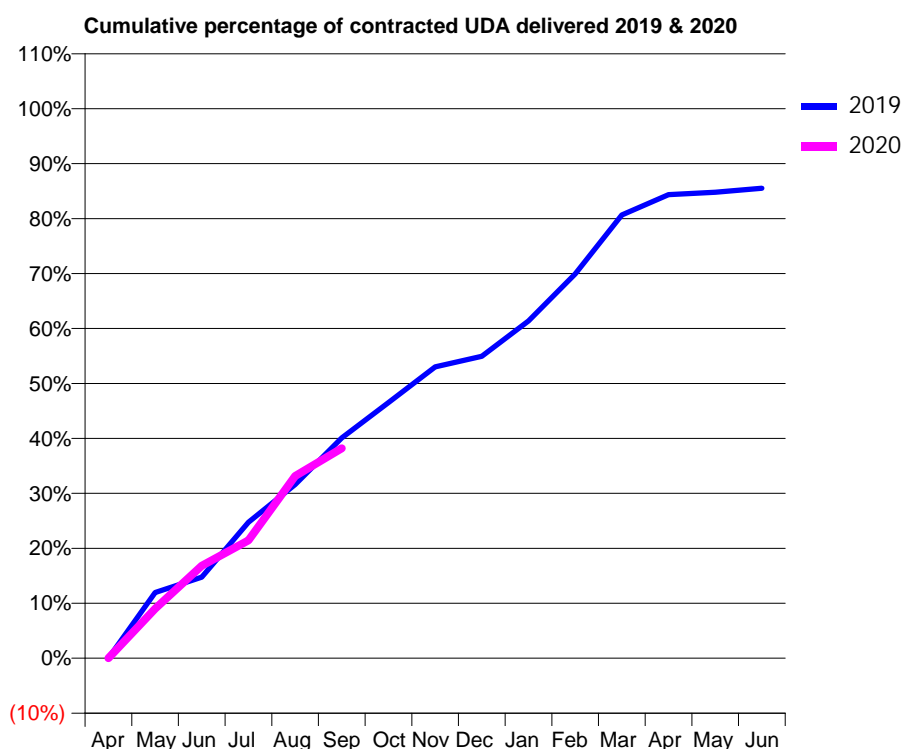
19/20 Contracted general activity (UDA)	34,500
Carry forward general activity (UDA)	0
19/20 Contracted orthodontic activity (UOA)	0
Carry forward orthodontic activity (UOA)	0
Baseline contract value	£925,771.23

### ACCESS\*

Patients seen in 24 months	Total	Change since previous quarter
Quarter ending September 2018	11,328	
Quarter ending December 2018	11,323	→
Quarter ending March 2019	11,263	→
Quarter ending June 2019	11,285	→
Quarter ending September 2019	11,072	↓
<b>Variance since September 2018</b>	<b>(2.3%)</b>	<b>↓</b>



### ACTIVITY



Month	2019	2020
April	0	0
May	4,429	3,113
June	5,460	5,808
July	9,168	7,395
August	11,711	11,438
September	14,851	13,182
October	17,232	
November	19,631	
December	20,347	
January	22,737	
February	25,903	
March	29,871	
April	31,241	
May	31,403	
June	31,683	

### QUALITY

	Quantity	Base Number	Contract	AT	Region	England
% of FP17s for the same patient ID Re-attending within 3 months - Children	168	2,043	8.2%	9.9%	11.3%	11.5%
% of FP17s for the same patient ID Re-attending within 3 months - Adults	827	5,291	15.6%	14.4%	14.7%	15.4%
% of FP17s for the same patient ID Re-attending between 3 & 9 months - Children	1,055	2,043	51.6%	53.5%	60.8%	59.7%
% of FP17s for the same patient ID Re-attending between 3 & 9 months - Adults	2,739	5,291	51.8%	48.5%	52.8%	51.7%
% of FP17s for Band 1 Urgent Courses	998	6,298	15.8%	8.3%	8.2%	9.2%
% of FP17s Relating to Free Repair or Replacements	46	6,298	0.7%	0.7%	0.7%	0.7%
% of FP17s Relating to Continuations	19	6,298	0.3%	0.7%	0.8%	0.8%
% of Patients satisfied with the dentistry they have received	7	7	N/A	92.9%	93.2%	93.5%
% of Patients satisfied with the time they had to wait for an appointment	7	7	N/A	91.6%	88.5%	87.4%

\* This is based on patients treated on this contract for their most recent course of treatment.

Figures in italics indicate the base number of FP17s or Patient Questionnaire responses are less than 100. N/A is shown where the base number of responses is less than 10 during the period. % is calculated as Quantity/Base number\*100

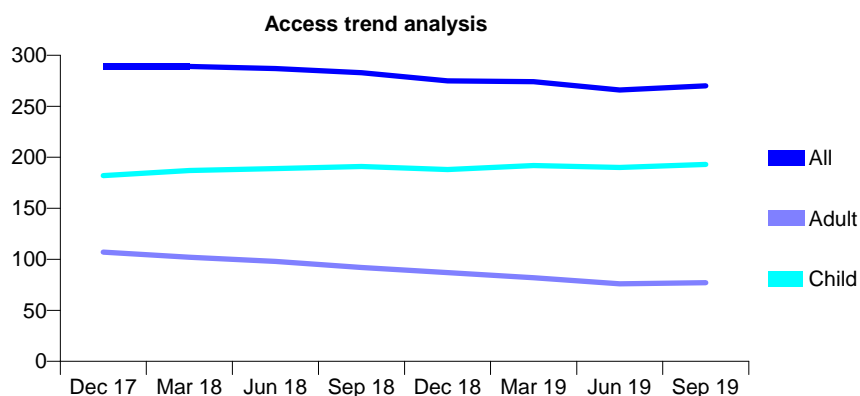
## Q54 - Vital Signs At a Glance Contract Report for 234982/0001 - September 2019

Name or company name	MR CJ HIRST
Contract type name	GDS Contract
Purpose of contract	General
Contract start date	01/04/2006
Contract end date	

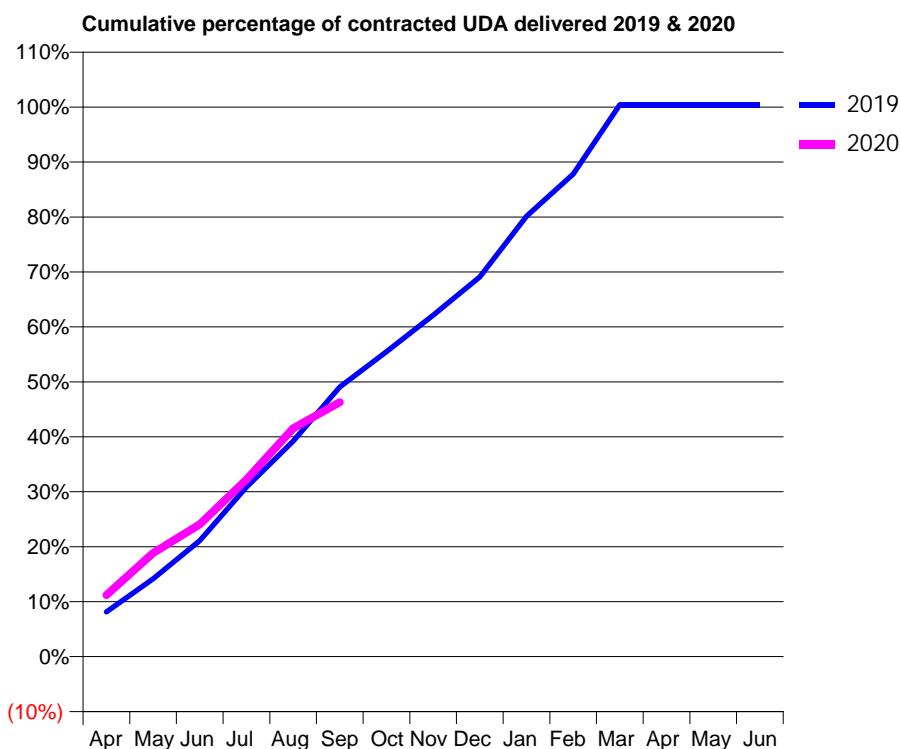
19/20 Contracted general activity (UDA)	420
Carry forward general activity (UDA)	-1
19/20 Contracted orthodontic activity (UOA)	0
Carry forward orthodontic activity (UOA)	0
Baseline contract value	£10,673.17

### ACCESS\*

Patients seen in 24 months	Total	Change since previous quarter
Quarter ending September 2018	283	
Quarter ending December 2018	275	↓
Quarter ending March 2019	274	→
Quarter ending June 2019	266	↓
Quarter ending September 2019	270	→
<b>Variance since September 2018</b>	<b>(4.6%)</b>	<b>↓</b>



### ACTIVITY



Month	Adjusted Scheduled Activity (UDA)	
	2019	2020
April	34	47
May	60	79
June	89	101
July	130	135
August	165	174
September	206	194
October	233	
November	261	
December	290	
January	337	
February	369	
March	422	
April	422	
May	422	
June	422	

### QUALITY

	Quantity	Base Number	Contract	AT	Region	England
% of FP17s for the same patient ID Re-attending within 3 months - Children	1	134	0.7%	9.9%	11.3%	11.5%
% of FP17s for the same patient ID Re-attending within 3 months - Adults	0	27	0.0%	14.4%	14.7%	15.4%
% of FP17s for the same patient ID Re-attending between 3 & 9 months - Children	83	134	61.9%	53.5%	60.8%	59.7%
% of FP17s for the same patient ID Re-attending between 3 & 9 months - Adults	13	27	48.1%	48.5%	52.8%	51.7%
% of FP17s for Band 1 Urgent Courses	2	161	1.2%	8.3%	8.2%	9.2%
% of FP17s Relating to Free Repair or Replacements	0	161	0.0%	0.7%	0.7%	0.7%
% of FP17s Relating to Continuations	0	161	0.0%	0.7%	0.8%	0.8%
% of Patients satisfied with the dentistry they have received	0	0	N/A	92.9%	93.2%	93.5%
% of Patients satisfied with the time they had to wait for an appointment	0	0	N/A	91.6%	88.5%	87.4%

\* This is based on patients treated on this contract for their most recent course of treatment. Figures in italics indicate the base number of FP17s or Patient Questionnaire responses are less than 100. N/A is shown where the base number of responses is less than 10 during the period. % is calculated as Quantity/Base number\*100

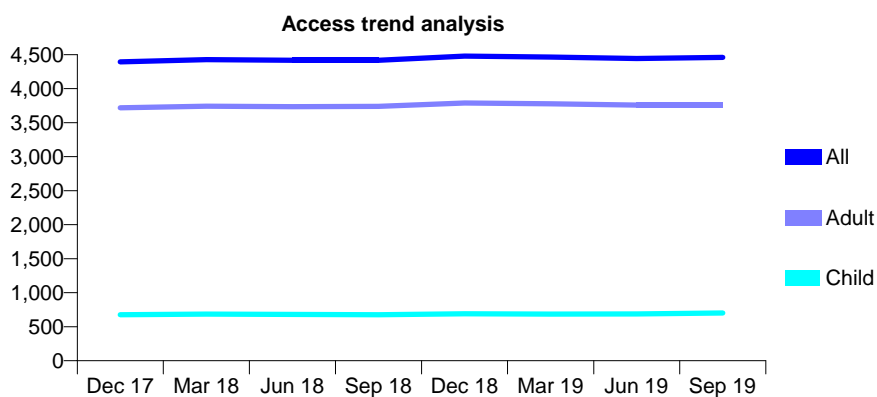
## Q54 - Vital Signs At a Glance Contract Report for 239046/0001 - September 2019

Name or company name	MR DW PANNELL
Contract type name	GDS Contract
Purpose of contract	General
Contract start date	01/04/2006
Contract end date	

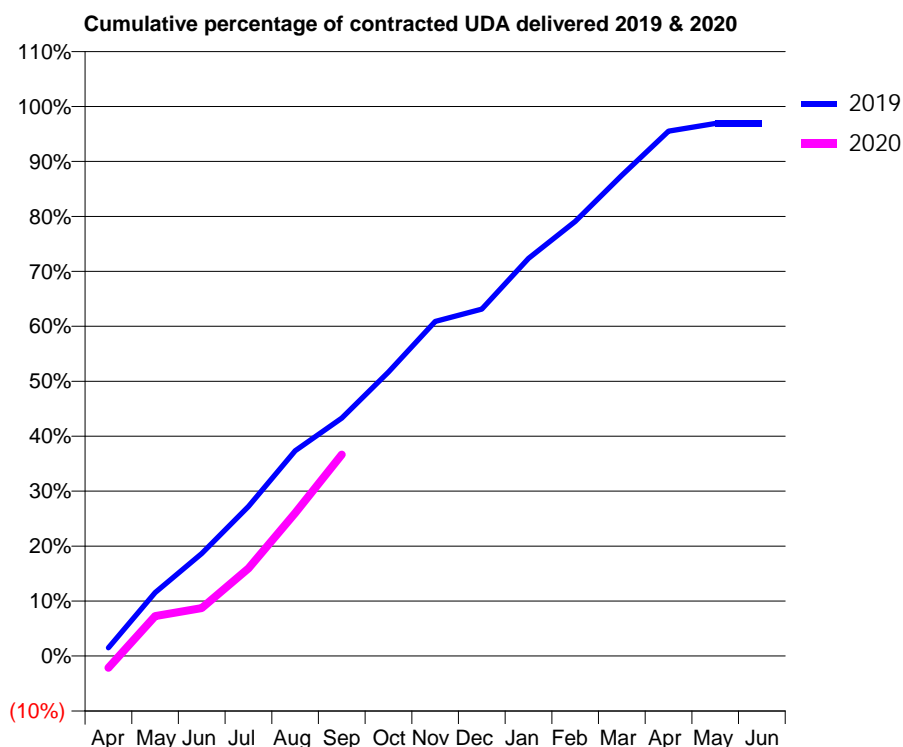
19/20 Contracted general activity (UDA)	13,464
Carry forward general activity (UDA)	415
19/20 Contracted orthodontic activity (UOA)	0
Carry forward orthodontic activity (UOA)	0
Baseline contract value	£283,745.17

### ACCESS\*

Patients seen in 24 months	Total	Change since previous quarter
Quarter ending September 2018	4,418	
Quarter ending December 2018	4,480	→
Quarter ending March 2019	4,463	→
Quarter ending June 2019	4,445	→
Quarter ending September 2019	4,459	→
<b>Variance since September 2018</b>	<b>0.9%</b>	<b>→</b>



### ACTIVITY



Month	Adjusted Scheduled Activity (UDA)	
	2019	2020
April	206	-291
May	1,554	977
June	2,511	1,174
July	3,663	2,147
August	5,031	3,504
September	5,830	4,934
October	6,959	
November	8,196	
December	8,500	
January	9,742	
February	10,646	
March	11,778	
April	12,859	
May	13,049	
June	13,049	

### QUALITY

	Quantity	Base Number	Contract	AT	Region	England
% of FP17s for the same patient ID Re-attending within 3 months - Children	27	576	4.7%	9.9%	11.3%	11.5%
% of FP17s for the same patient ID Re-attending within 3 months - Adults	433	3,071	14.1%	14.4%	14.7%	15.4%
% of FP17s for the same patient ID Re-attending between 3 & 9 months - Children	355	576	61.6%	53.5%	60.8%	59.7%
% of FP17s for the same patient ID Re-attending between 3 & 9 months - Adults	1,868	3,071	60.8%	48.5%	52.8%	51.7%
% of FP17s for Band 1 Urgent Courses	90	3,042	3.0%	8.3%	8.2%	9.2%
% of FP17s Relating to Free Repair or Replacements	46	3,042	1.5%	0.7%	0.7%	0.7%
% of FP17s Relating to Continuations	86	3,042	2.8%	0.7%	0.8%	0.8%
% of Patients satisfied with the dentistry they have received	4	4	N/A	92.9%	93.2%	93.5%
% of Patients satisfied with the time they had to wait for an appointment	4	4	N/A	91.6%	88.5%	87.4%

\* This is based on patients treated on this contract for their most recent course of treatment. Figures in italics indicate the base number of FP17s or Patient Questionnaire responses are less than 100. N/A is shown where the base number of responses is less than 10 during the period. % is calculated as Quantity/Base number\*100



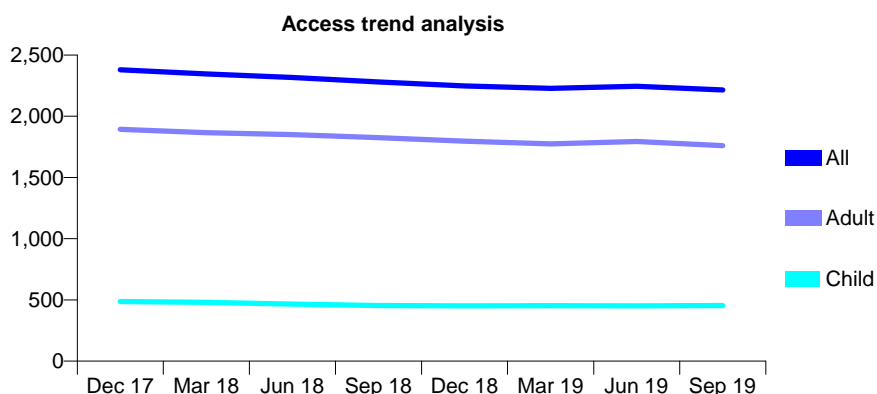
## Q54 - Vital Signs At a Glance Contract Report for 240672/0002 - September 2019

Name or company name	MISS CR RUMLEY
Contract type name	GDS Contract
Purpose of contract	General
Contract start date	01/08/2014
Contract end date	

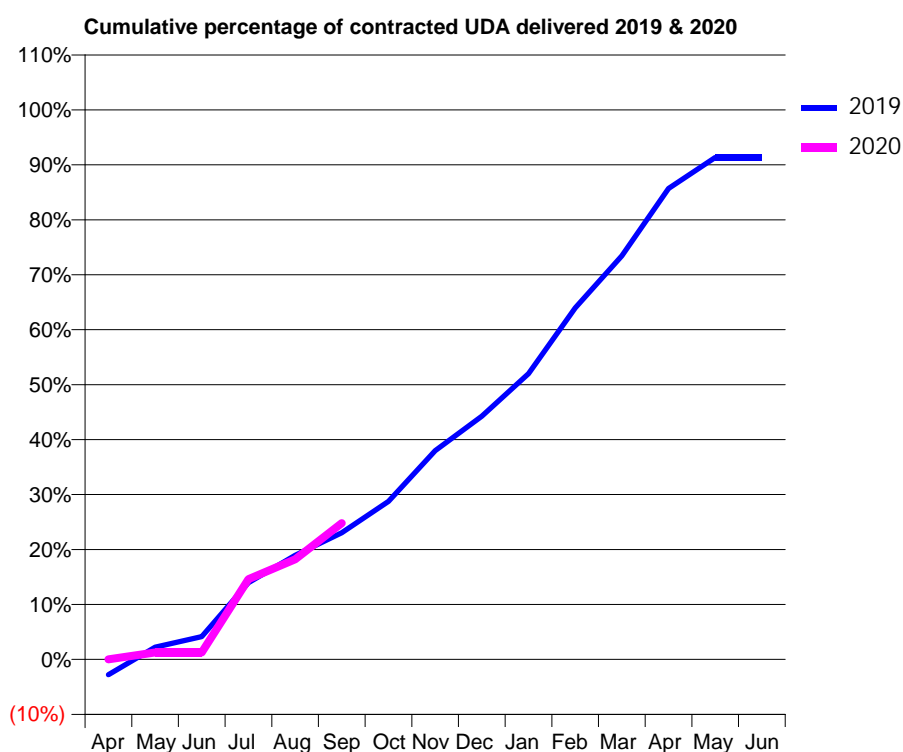
19/20 Contracted general activity (UDA)	7,324
Carry forward general activity (UDA)	0
19/20 Contracted orthodontic activity (UOA)	0
Carry forward orthodontic activity (UOA)	0
Baseline contract value	£199,856.44

### ACCESS\*

Patients seen in 24 months	Total	Change since previous quarter
Quarter ending September 2018	2,280	
Quarter ending December 2018	2,248	↓
Quarter ending March 2019	2,228	→
Quarter ending June 2019	2,246	→
Quarter ending September 2019	2,215	↓
<b>Variance since September 2018</b>	<b>(2.9%)</b>	<b>↓</b>



### ACTIVITY



Month	2019	2020
April	-206	0
May	164	93
June	305	93
July	1,023	1,068
August	1,386	1,335
September	1,690	1,815
October	2,106	
November	2,782	
December	3,241	
January	3,808	
February	4,685	
March	5,379	
April	6,277	
May	6,691	
June	6,691	

### QUALITY

	Quantity	Base Number	Contract	AT	Region	England
% of FP17s for the same patient ID Re-attending within 3 months - Children	27	306	8.8%	9.9%	11.3%	11.5%
% of FP17s for the same patient ID Re-attending within 3 months - Adults	116	1,059	11.0%	14.4%	14.7%	15.4%
% of FP17s for the same patient ID Re-attending between 3 & 9 months - Children	164	306	53.6%	53.5%	60.8%	59.7%
% of FP17s for the same patient ID Re-attending between 3 & 9 months - Adults	585	1,059	55.2%	48.5%	52.8%	51.7%
% of FP17s for Band 1 Urgent Courses	74	916	8.1%	8.3%	8.2%	9.2%
% of FP17s Relating to Free Repair or Replacements	12	916	1.3%	0.7%	0.7%	0.7%
% of FP17s Relating to Continuations	3	916	0.3%	0.7%	0.8%	0.8%
% of Patients satisfied with the dentistry they have received	2	2	N/A	92.9%	93.2%	93.5%
% of Patients satisfied with the time they had to wait for an appointment	2	2	N/A	91.6%	88.5%	87.4%

\* This is based on patients treated on this contract for their most recent course of treatment. Figures in italics indicate the base number of FP17s or Patient Questionnaire responses are less than 100. N/A is shown where the base number of responses is less than 10 during the period. % is calculated as Quantity/Base number\*100

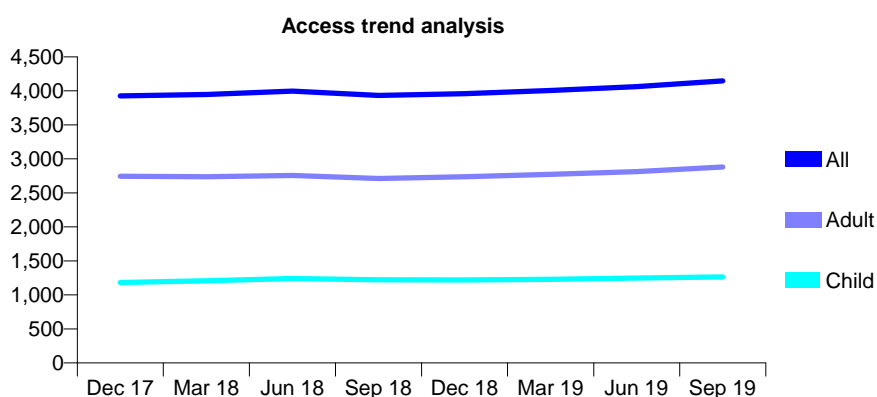
## Q54 - Vital Signs At a Glance Contract Report for 241083/0001 - September 2019

Name or company name	Dental Surgery
Contract type name	GDS Contract
Purpose of contract	General
Contract start date	01/04/2006
Contract end date	

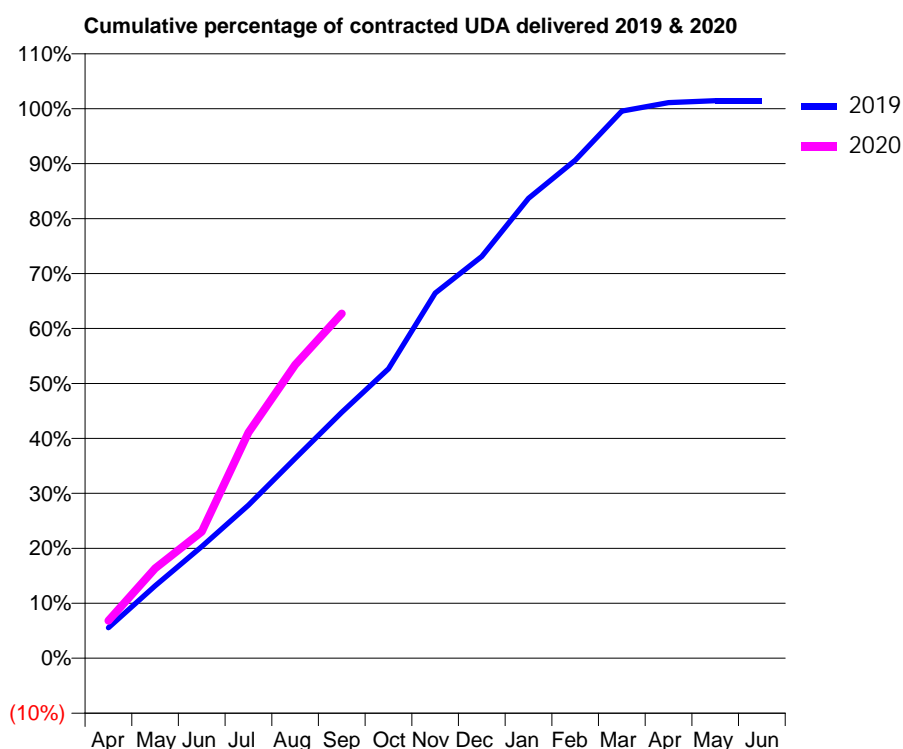
19/20 Contracted general activity (UDA)	9,987
Carry forward general activity (UDA)	-96
19/20 Contracted orthodontic activity (UOA)	0
Carry forward orthodontic activity (UOA)	0
Baseline contract value	£322,788.96

### ACCESS\*

Patients seen in 24 months	Total	Change since previous quarter
Quarter ending September 2018	3,933	
Quarter ending December 2018	3,959	→
Quarter ending March 2019	4,005	→
Quarter ending June 2019	4,062	→
Quarter ending September 2019	4,147	↑
<b>Variance since September 2018</b>	<b>5.4%</b>	<b>↑</b>



### ACTIVITY



Month	2019	2020
April	608	683
May	1,449	1,636
June	2,232	2,300
July	3,060	4,101
August	3,996	5,334
September	4,916	6,264
October	5,788	
November	7,299	
December	8,032	
January	9,195	
February	9,957	
March	10,939	
April	11,108	
May	11,147	
June	11,147	

### QUALITY

	Quantity	Base Number	Contract	AT	Region	England
% of FP17s for the same patient ID Re-attending within 3 months - Children	44	730	6.0%	9.9%	11.3%	11.5%
% of FP17s for the same patient ID Re-attending within 3 months - Adults	160	1,498	10.7%	14.4%	14.7%	15.4%
% of FP17s for the same patient ID Re-attending between 3 & 9 months - Children	256	730	35.1%	53.5%	60.8%	59.7%
% of FP17s for the same patient ID Re-attending between 3 & 9 months - Adults	501	1,498	33.4%	48.5%	52.8%	51.7%
% of FP17s for Band 1 Urgent Courses	38	1,807	2.1%	8.3%	8.2%	9.2%
% of FP17s Relating to Free Repair or Replacements	14	1,807	0.8%	0.7%	0.7%	0.7%
% of FP17s Relating to Continuations	1	1,807	0.1%	0.7%	0.8%	0.8%
% of Patients satisfied with the dentistry they have received	0	0	N/A	92.9%	93.2%	93.5%
% of Patients satisfied with the time they had to wait for an appointment	0	0	N/A	91.6%	88.5%	87.4%

\* This is based on patients treated on this contract for their most recent course of treatment.

Figures in italics indicate the base number of FP17s or Patient Questionnaire responses are less than 100. N/A is shown where the base number of responses is less than 10 during the period. % is calculated as Quantity/Base number\*100

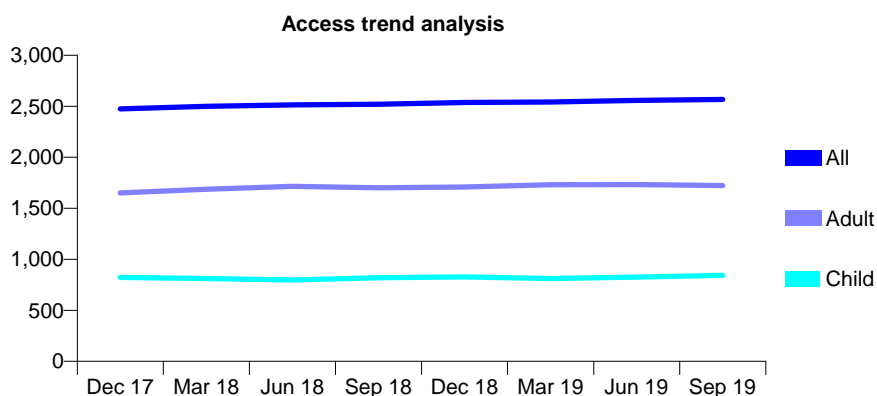
## Q54 - Vital Signs At a Glance Contract Report for 244228/0001 - September 2019

Name or company name	MR JS BARDHA
Contract type name	GDS Contract
Purpose of contract	General and Orthodontic
Contract start date	01/04/2006
Contract end date	

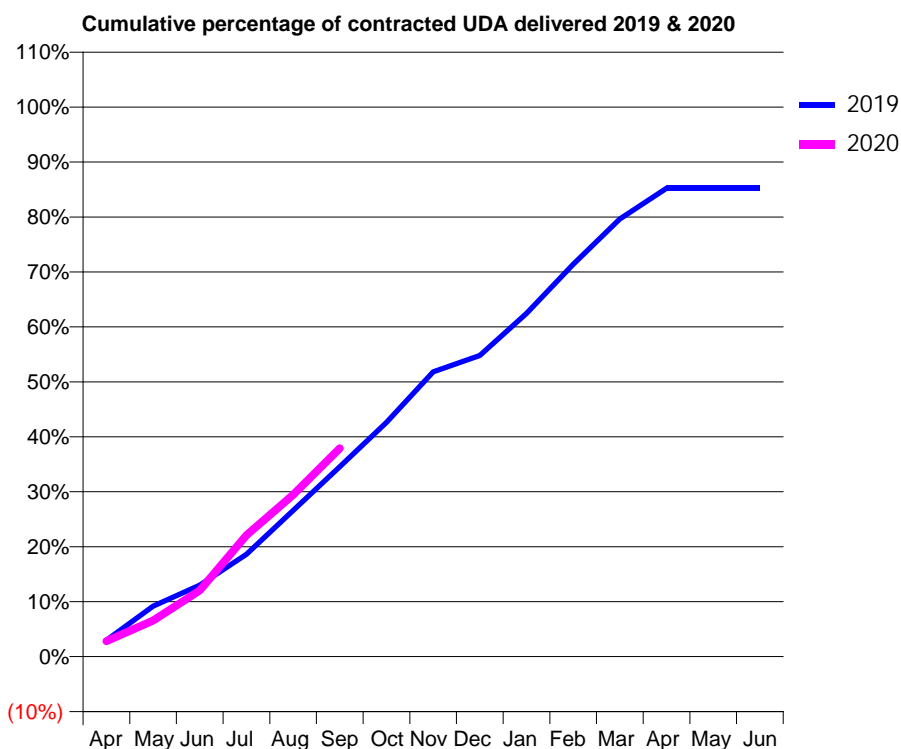
19/20 Contracted general activity (UDA)	9,698
Carry forward general activity (UDA)	0
19/20 Contracted orthodontic activity (UOA)	204
Carry forward orthodontic activity (UOA)	0
Baseline contract value	£284,683.18

### ACCESS\*

Patients seen in 24 months	Total	Change since previous quarter
Quarter ending September 2018	2,520	
Quarter ending December 2018	2,536	→
Quarter ending March 2019	2,542	→
Quarter ending June 2019	2,558	→
Quarter ending September 2019	2,567	→
<b>Variance since September 2018</b>	<b>1.9%</b>	<b>→</b>



### ACTIVITY



Month	Adjusted Scheduled Activity (UDA)	
	2019	2020
April	292	275
May	890	636
June	1,261	1,167
July	1,805	2,144
August	2,579	2,858
September	3,351	3,674
October	4,135	
November	5,027	
December	5,312	
January	6,056	
February	6,925	
March	7,722	
April	8,267	
May	8,267	
June	8,267	

### QUALITY

	Quantity	Base Number	Contract	AT	Region	England
% of FP17s for the same patient ID Re-attending within 3 months - Children	33	616	5.4%	9.9%	11.3%	11.5%
% of FP17s for the same patient ID Re-attending within 3 months - Adults	123	1,014	12.1%	14.4%	14.7%	15.4%
% of FP17s for the same patient ID Re-attending between 3 & 9 months - Children	274	616	44.5%	53.5%	60.8%	59.7%
% of FP17s for the same patient ID Re-attending between 3 & 9 months - Adults	428	1,014	42.2%	48.5%	52.8%	51.7%
% of FP17s for Band 1 Urgent Courses	67	1,410	4.8%	8.3%	8.2%	9.2%
% of FP17s Relating to Free Repair or Replacements	0	1,410	0.0%	0.7%	0.7%	0.7%
% of FP17s Relating to Continuations	4	1,410	0.3%	0.7%	0.8%	0.8%
% of Patients satisfied with the dentistry they have received	0	0	N/A	92.9%	93.2%	93.5%
% of Patients satisfied with the time they had to wait for an appointment	0	0	N/A	91.6%	88.5%	87.4%

\* This is based on patients treated on this contract for their most recent course of treatment. Figures in italics indicate the base number of FP17s or Patient Questionnaire responses are less than 100. N/A is shown where the base number of responses is less than 10 during the period. % is calculated as Quantity/Base number\*100

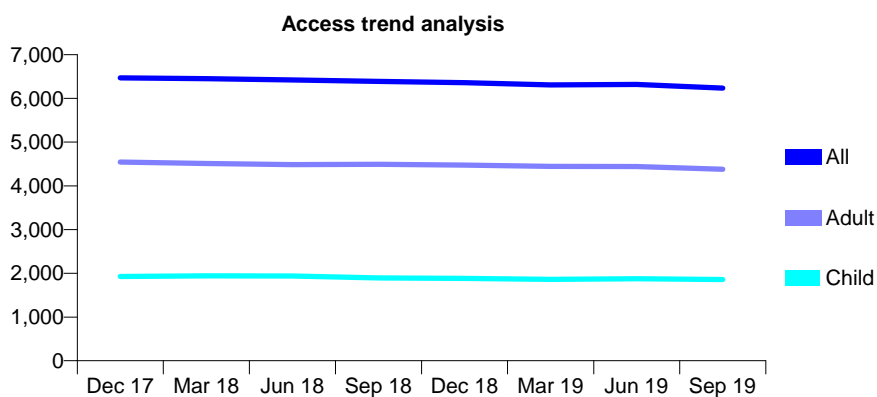
## Q54 - Vital Signs At a Glance Contract Report for 245860/0001 - September 2019

Name or company name	MR M BINAMIN
Contract type name	GDS Contract
Purpose of contract	General
Contract start date	01/04/2006
Contract end date	

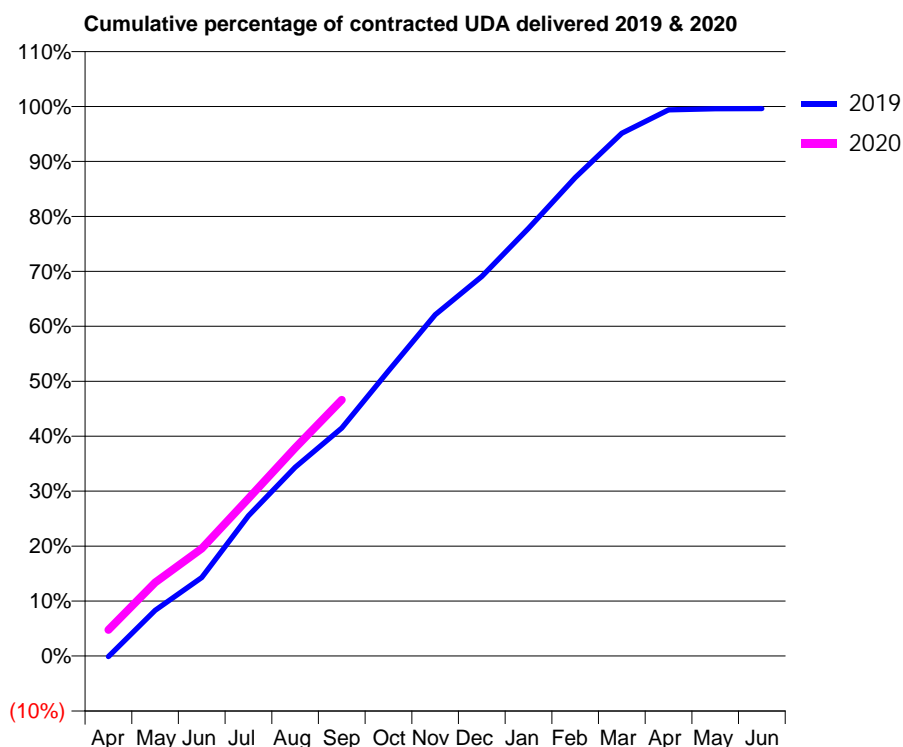
19/20 Contracted general activity (UDA)	12,244
Carry forward general activity (UDA)	49
19/20 Contracted orthodontic activity (UOA)	0
Carry forward orthodontic activity (UOA)	0
Baseline contract value	£299,977.33

### ACCESS\*

Patients seen in 24 months	Total	Change since previous quarter
Quarter ending September 2018	6,388	
Quarter ending December 2018	6,358	→
Quarter ending March 2019	6,308	→
Quarter ending June 2019	6,318	→
Quarter ending September 2019	6,236	↓
<b>Variance since September 2018</b>	<b>(2.4%)</b>	<b>↓</b>



### ACTIVITY



Month	Adjusted Scheduled Activity (UDA)	
	2019	2020
April	-12	585
May	1,016	1,639
June	1,750	2,392
July	3,124	3,511
August	4,206	4,636
September	5,080	5,705
October	6,351	
November	7,605	
December	8,456	
January	9,531	
February	10,658	
March	11,646	
April	12,169	
May	12,193	
June	12,194	

### QUALITY

	Quantity	Base Number	Contract	AT	Region	England
% of FP17s for the same patient ID Re-attending within 3 months - Children	98	1,448	6.8%	9.9%	11.3%	11.5%
% of FP17s for the same patient ID Re-attending within 3 months - Adults	459	3,230	14.2%	14.4%	14.7%	15.4%
% of FP17s for the same patient ID Re-attending between 3 & 9 months - Children	921	1,448	63.6%	53.5%	60.8%	59.7%
% of FP17s for the same patient ID Re-attending between 3 & 9 months - Adults	1,922	3,230	59.5%	48.5%	52.8%	51.7%
% of FP17s for Band 1 Urgent Courses	277	3,815	7.3%	8.3%	8.2%	9.2%
% of FP17s Relating to Free Repair or Replacements	37	3,815	1.0%	0.7%	0.7%	0.7%
% of FP17s Relating to Continuations	5	3,815	0.1%	0.7%	0.8%	0.8%
% of Patients satisfied with the dentistry they have received	2	2	N/A	92.9%	93.2%	93.5%
% of Patients satisfied with the time they had to wait for an appointment	2	2	N/A	91.6%	88.5%	87.4%

\* This is based on patients treated on this contract for their most recent course of treatment. Figures in italics indicate the base number of FP17s or Patient Questionnaire responses are less than 100. N/A is shown where the base number of responses is less than 10 during the period. % is calculated as Quantity/Base number\*100

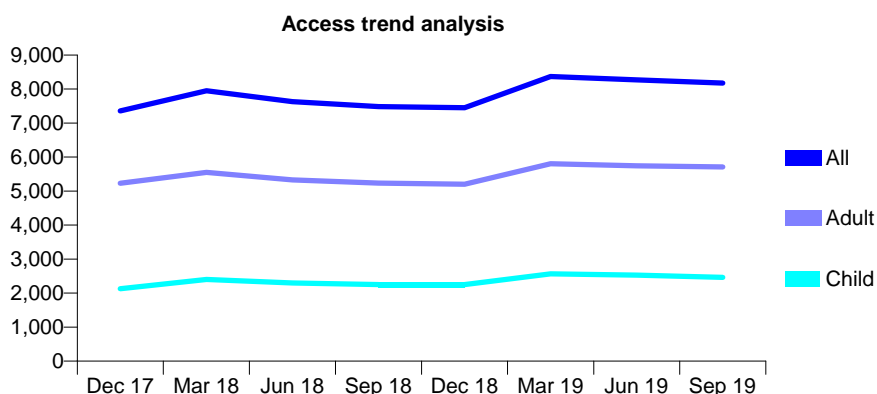
## Q54 - Vital Signs At a Glance Contract Report for 250333/0001 - September 2019

Name or company name	MR JS JANDU
Contract type name	GDS Contract
Purpose of contract	General and Orthodontic
Contract start date	01/04/2008
Contract end date	

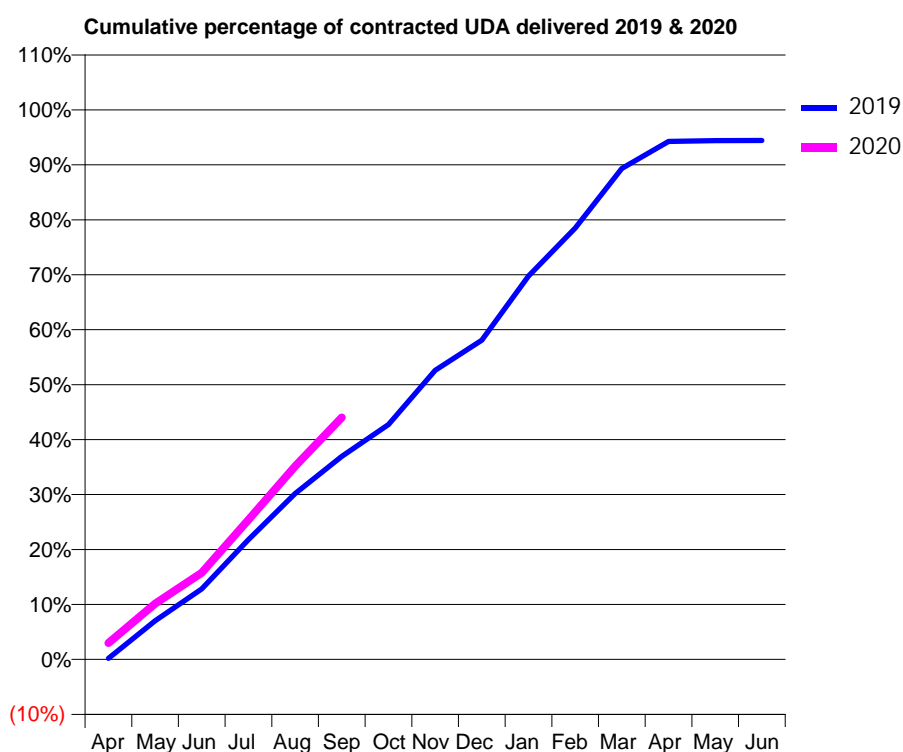
19/20 Contracted general activity (UDA)	22,064
Carry forward general activity (UDA)	0
19/20 Contracted orthodontic activity (UOA)	999
Carry forward orthodontic activity (UOA)	5
Baseline contract value	£659,241.59

### ACCESS\*

Patients seen in 24 months	Total	Change since previous quarter
Quarter ending September 2018	7,486	
Quarter ending December 2018	7,453	→
Quarter ending March 2019	8,372	↑
Quarter ending June 2019	8,269	↓
Quarter ending September 2019	8,177	↓
<b>Variance since September 2018</b>	<b>9.2%</b>	<b>↑</b>



### ACTIVITY



Month	2019	2020
April	38	660
May	1,556	2,238
June	2,828	3,476
July	4,812	5,610
August	6,661	7,763
September	8,150	9,717
October	9,431	
November	11,610	
December	12,817	
January	15,389	
February	17,319	
March	19,712	
April	20,794	
May	20,827	
June	20,835	

### QUALITY

	Quantity	Base Number	Contract	AT	Region	England
% of FP17s for the same patient ID Re-attending within 3 months - Children	135	1,787	7.6%	9.9%	11.3%	11.5%
% of FP17s for the same patient ID Re-attending within 3 months - Adults	378	3,693	10.2%	14.4%	14.7%	15.4%
% of FP17s for the same patient ID Re-attending between 3 & 9 months - Children	897	1,787	50.2%	53.5%	60.8%	59.7%
% of FP17s for the same patient ID Re-attending between 3 & 9 months - Adults	1,713	3,693	46.4%	48.5%	52.8%	51.7%
% of FP17s for Band 1 Urgent Courses	372	4,881	7.6%	8.3%	8.2%	9.2%
% of FP17s Relating to Free Repair or Replacements	56	4,881	1.1%	0.7%	0.7%	0.7%
% of FP17s Relating to Continuations	6	4,881	0.1%	0.7%	0.8%	0.8%
% of Patients satisfied with the dentistry they have received	1	1	N/A	92.9%	93.2%	93.5%
% of Patients satisfied with the time they had to wait for an appointment	1	1	N/A	91.6%	88.5%	87.4%

\* This is based on patients treated on this contract for their most recent course of treatment. Figures in italics indicate the base number of FP17s or Patient Questionnaire responses are less than 100. N/A is shown where the base number of responses is less than 10 during the period. % is calculated as Quantity/Base number\*100

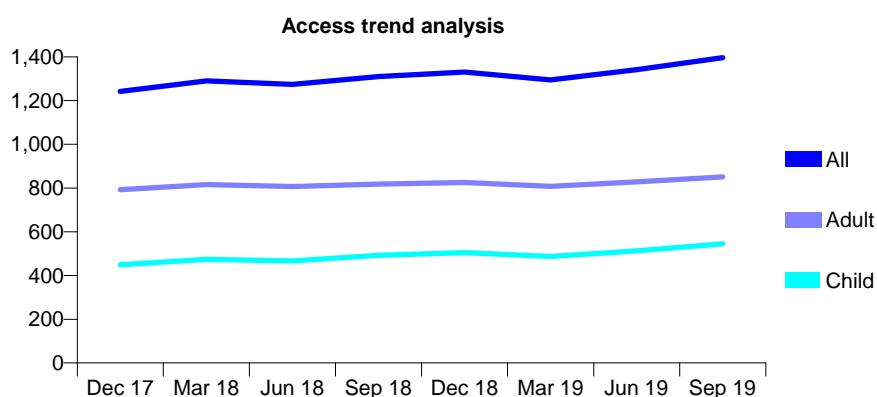
## Q54 - Vital Signs At a Glance Contract Report for 250333/0002 - September 2019

Name or company name	MR JS JANDU
Contract type name	GDS Contract
Purpose of contract	General
Contract start date	01/10/2012
Contract end date	

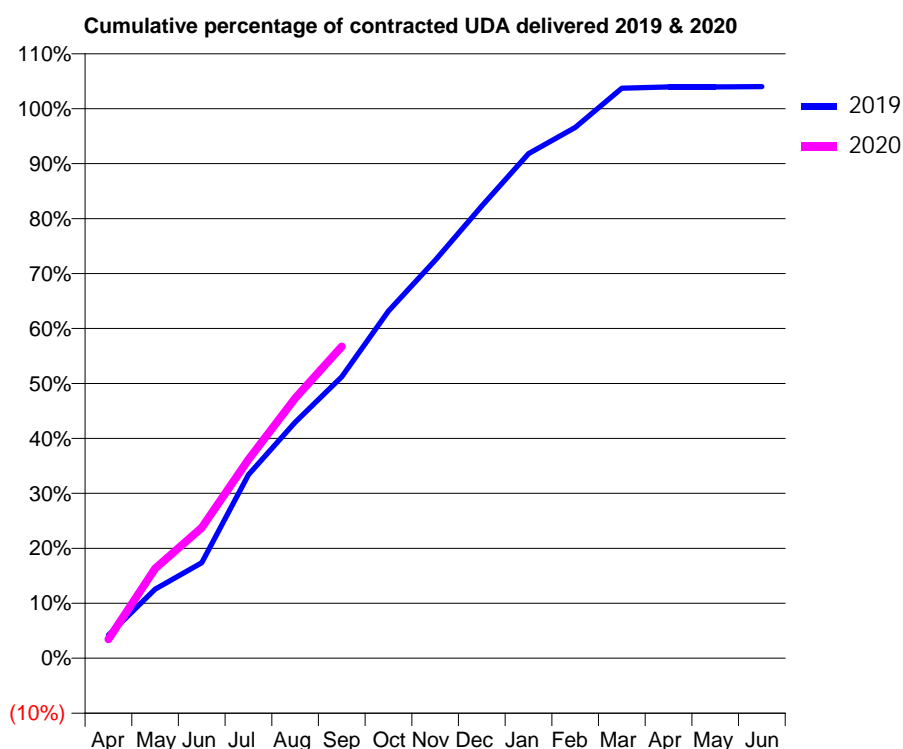
19/20 Contracted general activity (UDA)	4,213
Carry forward general activity (UDA)	-84
19/20 Contracted orthodontic activity (UOA)	0
Carry forward orthodontic activity (UOA)	0
Baseline contract value	£116,351.25

### ACCESS\*

Patients seen in 24 months	Total	Change since previous quarter
Quarter ending September 2018	1,310	
Quarter ending December 2018	1,330	→
Quarter ending March 2019	1,295	↓
Quarter ending June 2019	1,341	↑
Quarter ending September 2019	1,396	↑
<b>Variance since September 2018</b>	<b>6.6%</b>	<b>↑</b>



### ACTIVITY



Month	2019	2020
April	178	145
May	531	687
June	732	1,000
July	1,407	1,523
August	1,809	1,993
September	2,158	2,390
October	2,662	
November	3,051	
December	3,466	
January	3,869	
February	4,068	
March	4,370	
April	4,379	
May	4,379	
June	4,382	

### QUALITY

	Quantity	Base Number	Contract	AT	Region	England
% of FP17s for the same patient ID Re-attending within 3 months - Children	13	374	3.5%	9.9%	11.3%	11.5%
% of FP17s for the same patient ID Re-attending within 3 months - Adults	65	536	12.1%	14.4%	14.7%	15.4%
% of FP17s for the same patient ID Re-attending between 3 & 9 months - Children	187	374	50.0%	53.5%	60.8%	59.7%
% of FP17s for the same patient ID Re-attending between 3 & 9 months - Adults	252	536	47.0%	48.5%	52.8%	51.7%
% of FP17s for Band 1 Urgent Courses	51	904	5.6%	8.3%	8.2%	9.2%
% of FP17s Relating to Free Repair or Replacements	8	904	0.9%	0.7%	0.7%	0.7%
% of FP17s Relating to Continuations	4	904	0.4%	0.7%	0.8%	0.8%
% of Patients satisfied with the dentistry they have received	0	0	N/A	92.9%	93.2%	93.5%
% of Patients satisfied with the time they had to wait for an appointment	0	0	N/A	91.6%	88.5%	87.4%

\* This is based on patients treated on this contract for their most recent course of treatment.

Figures in italics indicate the base number of FP17s or Patient Questionnaire responses are less than 100. N/A is shown where the base number of responses is less than 10 during the period. % is calculated as Quantity/Base number\*100

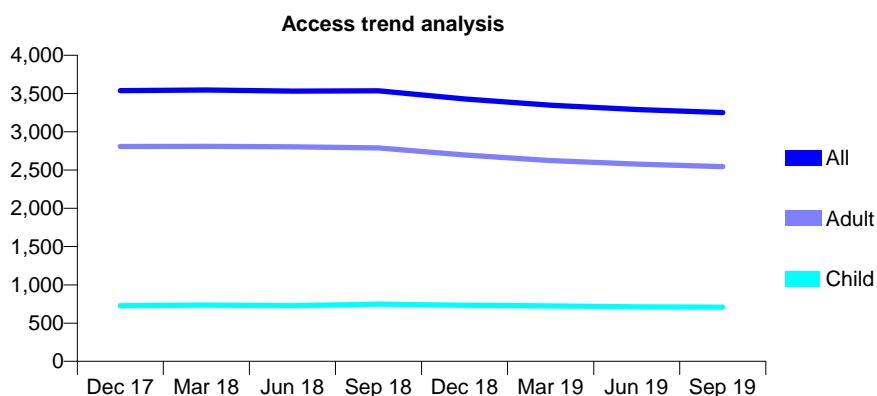
## Q54 - Vital Signs At a Glance Contract Report for 251623/0001 - September 2019

Name or company name	MR F HEYDARI-BATENI
Contract type name	GDS Contract
Purpose of contract	General
Contract start date	01/04/2006
Contract end date	

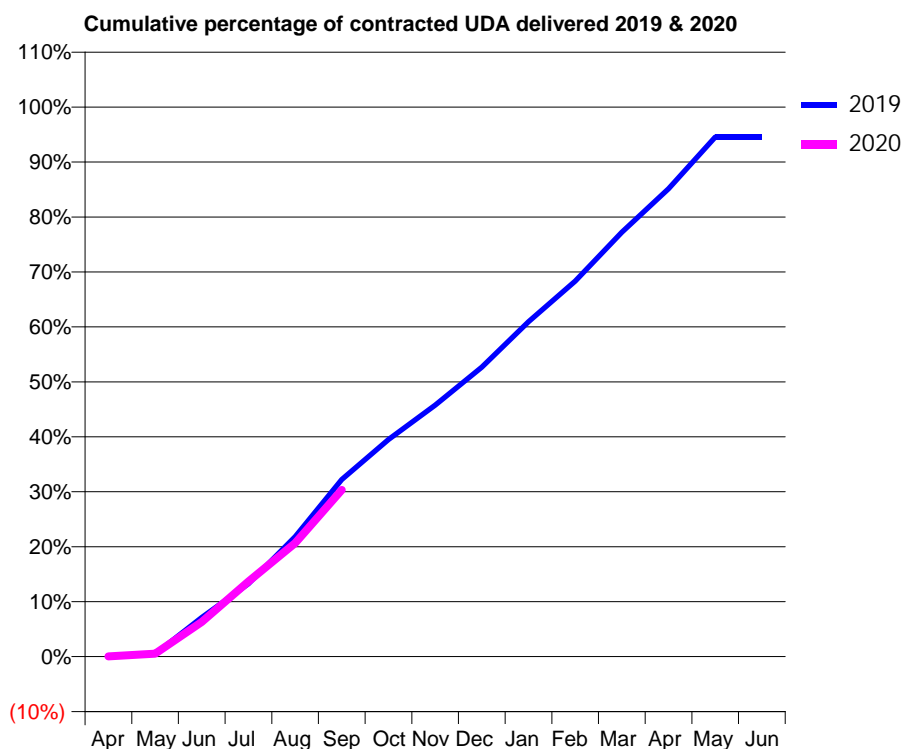
19/20 Contracted general activity (UDA)	10,700
Carry forward general activity (UDA)	0
19/20 Contracted orthodontic activity (UOA)	0
Carry forward orthodontic activity (UOA)	0
Baseline contract value	£233,249.96

### ACCESS\*

Patients seen in 24 months	Total	Change since previous quarter
Quarter ending September 2018	3,535	
Quarter ending December 2018	3,430	↓
Quarter ending March 2019	3,348	↓
Quarter ending June 2019	3,291	↓
Quarter ending September 2019	3,252	↓
<b>Variance since September 2018</b>	<b>(8.0%)</b>	<b>↓</b>



### ACTIVITY



Month	Adjusted Scheduled Activity (UDA)	
	2019	2020
April	0	3
May	56	59
June	763	673
July	1,419	1,463
August	2,334	2,210
September	3,450	3,246
October	4,229	
November	4,898	
December	5,636	
January	6,521	
February	7,311	
March	8,265	
April	9,110	
May	10,119	
June	10,119	

### QUALITY

	Quantity	Base Number	Contract	AT	Region	England
% of FP17s for the same patient ID Re-attending within 3 months - Children	21	522	4.0%	9.9%	11.3%	11.5%
% of FP17s for the same patient ID Re-attending within 3 months - Adults	182	1,787	10.2%	14.4%	14.7%	15.4%
% of FP17s for the same patient ID Re-attending between 3 & 9 months - Children	342	522	65.5%	53.5%	60.8%	59.7%
% of FP17s for the same patient ID Re-attending between 3 & 9 months - Adults	1,121	1,787	62.7%	48.5%	52.8%	51.7%
% of FP17s for Band 1 Urgent Courses	88	1,551	5.7%	8.3%	8.2%	9.2%
% of FP17s Relating to Free Repair or Replacements	11	1,551	0.7%	0.7%	0.7%	0.7%
% of FP17s Relating to Continuations	11	1,551	0.7%	0.7%	0.8%	0.8%
% of Patients satisfied with the dentistry they have received	0	0	N/A	92.9%	93.2%	93.5%
% of Patients satisfied with the time they had to wait for an appointment	0	0	N/A	91.6%	88.5%	87.4%

\* This is based on patients treated on this contract for their most recent course of treatment. Figures in italics indicate the base number of FP17s or Patient Questionnaire responses are less than 100. N/A is shown where the base number of responses is less than 10 during the period. % is calculated as Quantity/Base number\*100

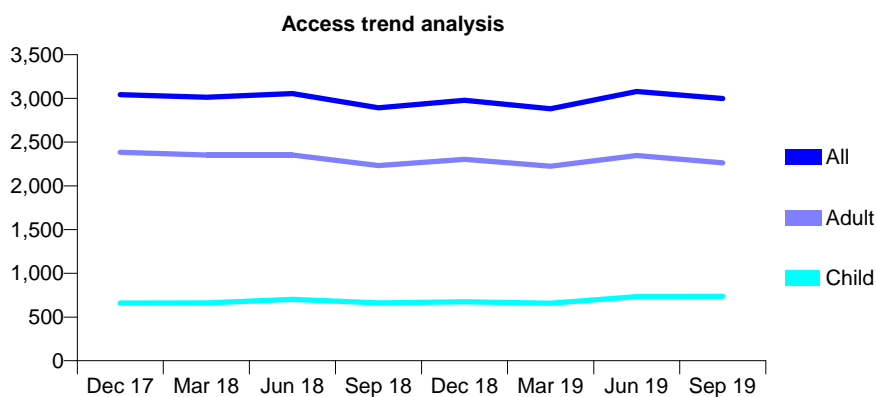
## Q54 - Vital Signs At a Glance Contract Report for 251941/0001 - September 2019

Name or company name	MR JS CHUHAN
Contract type name	GDS Contract
Purpose of contract	General
Contract start date	01/04/2006
Contract end date	

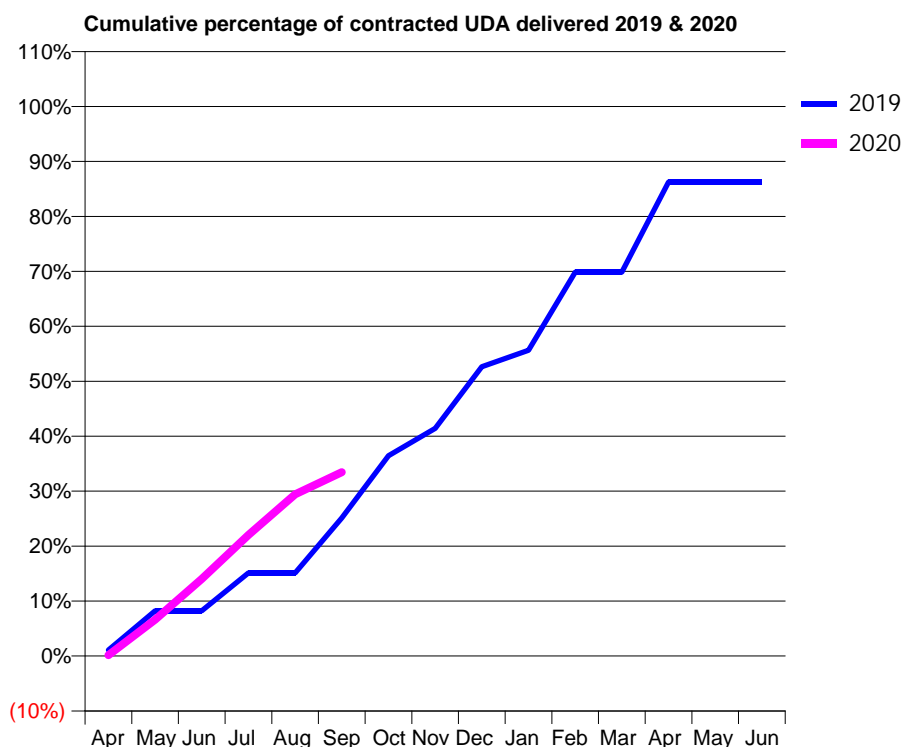
19/20 Contracted general activity (UDA)	12,721
Carry forward general activity (UDA)	0
19/20 Contracted orthodontic activity (UOA)	0
Carry forward orthodontic activity (UOA)	0
Baseline contract value	£353,703.21

### ACCESS\*

Patients seen in 24 months	Total	Change since previous quarter
Quarter ending September 2018	2,893	
Quarter ending December 2018	2,978	↑
Quarter ending March 2019	2,882	↓
Quarter ending June 2019	3,079	↑
Quarter ending September 2019	2,999	↓
<b>Variance since September 2018</b>	<b>3.7%</b>	<b>↑</b>



### ACTIVITY



Month	Adjusted Scheduled Activity (UDA)	
	2019	2020
April	142	21
May	1,047	843
June	1,047	1,787
July	1,923	2,803
August	1,923	3,742
September	3,196	4,257
October	4,636	
November	5,272	
December	6,697	
January	7,076	
February	8,887	
March	8,887	
April	10,969	
May	10,969	
June	10,969	

### QUALITY

	Quantity	Base Number	Contract	AT	Region	England
% of FP17s for the same patient ID Re-attending within 3 months - Children	50	469	10.7%	9.9%	11.3%	11.5%
% of FP17s for the same patient ID Re-attending within 3 months - Adults	283	1,481	19.1%	14.4%	14.7%	15.4%
% of FP17s for the same patient ID Re-attending between 3 & 9 months - Children	107	469	22.8%	53.5%	60.8%	59.7%
% of FP17s for the same patient ID Re-attending between 3 & 9 months - Adults	496	1,481	33.5%	48.5%	52.8%	51.7%
% of FP17s for Band 1 Urgent Courses	164	1,445	11.3%	8.3%	8.2%	9.2%
% of FP17s Relating to Free Repair or Replacements	28	1,445	1.9%	0.7%	0.7%	0.7%
% of FP17s Relating to Continuations	6	1,445	0.4%	0.7%	0.8%	0.8%
% of Patients satisfied with the dentistry they have received	1	1	N/A	92.9%	93.2%	93.5%
% of Patients satisfied with the time they had to wait for an appointment	1	1	N/A	91.6%	88.5%	87.4%

\* This is based on patients treated on this contract for their most recent course of treatment. Figures in italics indicate the base number of FP17s or Patient Questionnaire responses are less than 100. N/A is shown where the base number of responses is less than 10 during the period. % is calculated as Quantity/Base number\*100



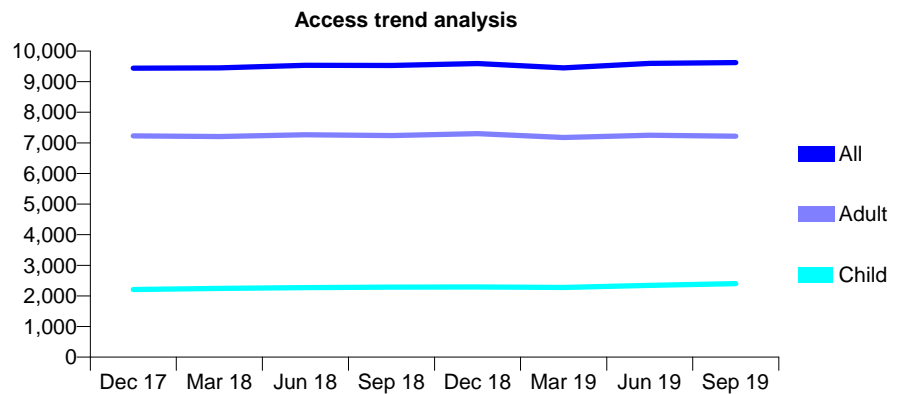
## Q54 - Vital Signs At a Glance Contract Report for 253693/0001 - September 2019

Name or company name	MR OS DHILLON
Contract type name	GDS Contract
Purpose of contract	General
Contract start date	01/04/2006
Contract end date	

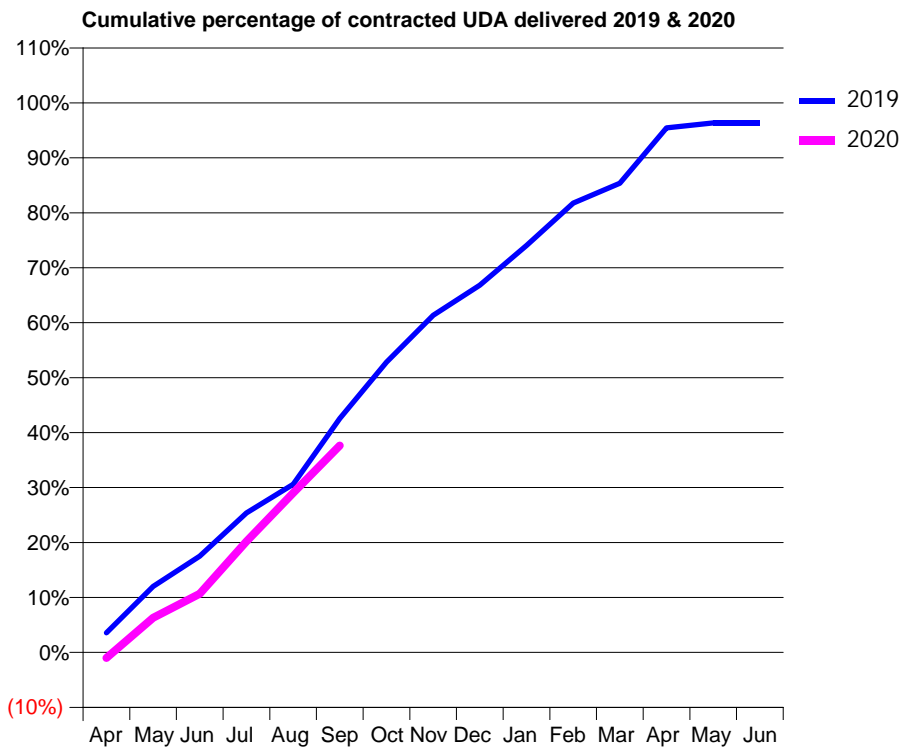
19/20 Contracted general activity (UDA)	32,861
Carry forward general activity (UDA)	1,196
19/20 Contracted orthodontic activity (UOA)	0
Carry forward orthodontic activity (UOA)	0
Baseline contract value	£868,156.41

### ACCESS\*

Patients seen in 24 months	Total	Change since previous quarter
Quarter ending September 2018	9,529	
Quarter ending December 2018	9,592	→
Quarter ending March 2019	9,450	↓
Quarter ending June 2019	9,596	→
Quarter ending September 2019	9,623	→
<b>Variance since September 2018</b>	<b>1.0%</b>	<b>→</b>



### ACTIVITY



Month	Adjusted Scheduled Activity (UDA)	
	2019	2020
April	1,178	-338
May	3,948	2,070
June	5,764	3,514
July	8,345	6,641
August	10,048	9,543
September	13,993	12,369
October	17,356	
November	20,155	
December	21,957	
January	24,337	
February	26,873	
March	28,053	
April	31,367	
May	31,664	
June	31,664	

### QUALITY

	Quantity	Base Number	Contract	AT	Region	England
% of FP17s for the same patient ID Re-attending within 3 months - Children	97	1,796	5.4%	9.9%	11.3%	11.5%
% of FP17s for the same patient ID Re-attending within 3 months - Adults	710	5,531	12.8%	14.4%	14.7%	15.4%
% of FP17s for the same patient ID Re-attending between 3 & 9 months - Children	1,000	1,796	55.7%	53.5%	60.8%	59.7%
% of FP17s for the same patient ID Re-attending between 3 & 9 months - Adults	3,310	5,531	59.8%	48.5%	52.8%	51.7%
% of FP17s for Band 1 Urgent Courses	330	6,079	5.4%	8.3%	8.2%	9.2%
% of FP17s Relating to Free Repair or Replacements	110	6,079	1.8%	0.7%	0.7%	0.7%
% of FP17s Relating to Continuations	36	6,079	0.6%	0.7%	0.8%	0.8%
% of Patients satisfied with the dentistry they have received	1	1	N/A	92.9%	93.2%	93.5%
% of Patients satisfied with the time they had to wait for an appointment	1	1	N/A	91.6%	88.5%	87.4%

\* This is based on patients treated on this contract for their most recent course of treatment. Figures in italics indicate the base number of FP17s or Patient Questionnaire responses are less than 100. N/A is shown where the base number of responses is less than 10 during the period. % is calculated as Quantity/Base number\*100

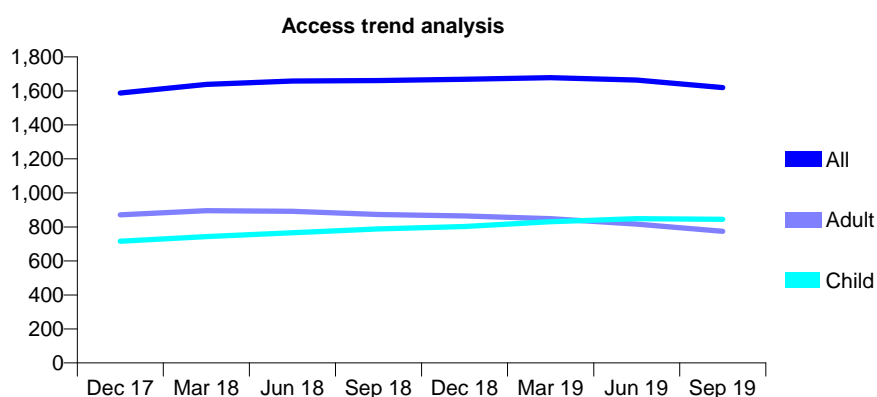
## Q54 - Vital Signs At a Glance Contract Report for 257842/0001 - September 2019

Name or company name	MR N JAIN
Contract type name	GDS Contract
Purpose of contract	General
Contract start date	01/08/2014
Contract end date	

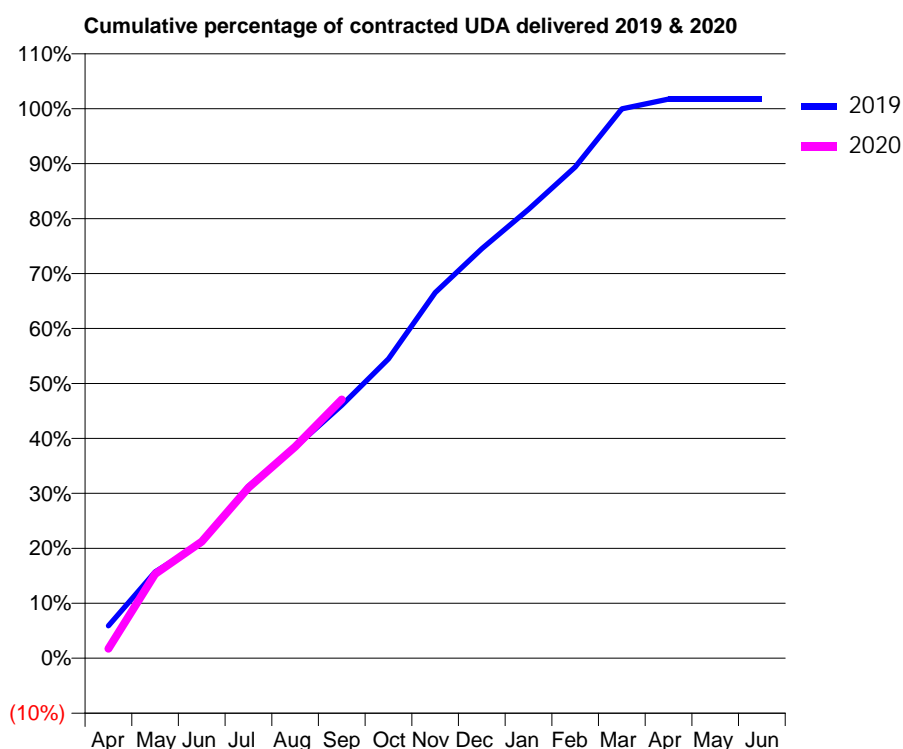
19/20 Contracted general activity (UDA)	4,806
Carry forward general activity (UDA)	-83
19/20 Contracted orthodontic activity (UOA)	0
Carry forward orthodontic activity (UOA)	0
Baseline contract value	£118,633.24

### ACCESS\*

Patients seen in 24 months	Total	Change since previous quarter
Quarter ending September 2018	1,661	
Quarter ending December 2018	1,668	→
Quarter ending March 2019	1,678	→
Quarter ending June 2019	1,664	→
Quarter ending September 2019	1,619	↓
<b>Variance since September 2018</b>	<b>(2.5%)</b>	<b>↓</b>



### ACTIVITY



Month	2019	2020
April	284	83
May	756	738
June	1,010	1,020
July	1,504	1,491
August	1,847	1,849
September	2,211	2,263
October	2,618	
November	3,197	
December	3,582	
January	3,925	
February	4,296	
March	4,805	
April	4,890	
May	4,890	
June	4,890	

### QUALITY

	Quantity	Base Number	Contract	AT	Region	England
% of FP17s for the same patient ID Re-attending within 3 months - Children	20	649	3.1%	9.9%	11.3%	11.5%
% of FP17s for the same patient ID Re-attending within 3 months - Adults	40	470	8.5%	14.4%	14.7%	15.4%
% of FP17s for the same patient ID Re-attending between 3 & 9 months - Children	433	649	66.7%	53.5%	60.8%	59.7%
% of FP17s for the same patient ID Re-attending between 3 & 9 months - Adults	330	470	70.2%	48.5%	52.8%	51.7%
% of FP17s for Band 1 Urgent Courses	26	1,075	2.4%	8.3%	8.2%	9.2%
% of FP17s Relating to Free Repair or Replacements	4	1,075	0.4%	0.7%	0.7%	0.7%
% of FP17s Relating to Continuations	5	1,075	0.5%	0.7%	0.8%	0.8%
% of Patients satisfied with the dentistry they have received	0	0	N/A	92.9%	93.2%	93.5%
% of Patients satisfied with the time they had to wait for an appointment	0	0	N/A	91.6%	88.5%	87.4%

\* This is based on patients treated on this contract for their most recent course of treatment.

Figures in italics indicate the base number of FP17s or Patient Questionnaire responses are less than 100. N/A is shown where the base number of responses is less than 10 during the period. % is calculated as Quantity/Base number\*100

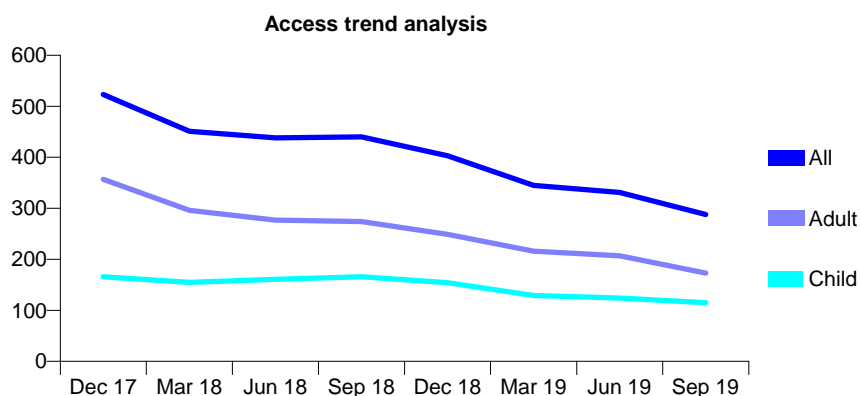
## Q54 - Vital Signs At a Glance Contract Report for 258202/0001 - September 2019

Name or company name	MR H SINGH
Contract type name	GDS Contract
Purpose of contract	General
Contract start date	01/08/2009
Contract end date	

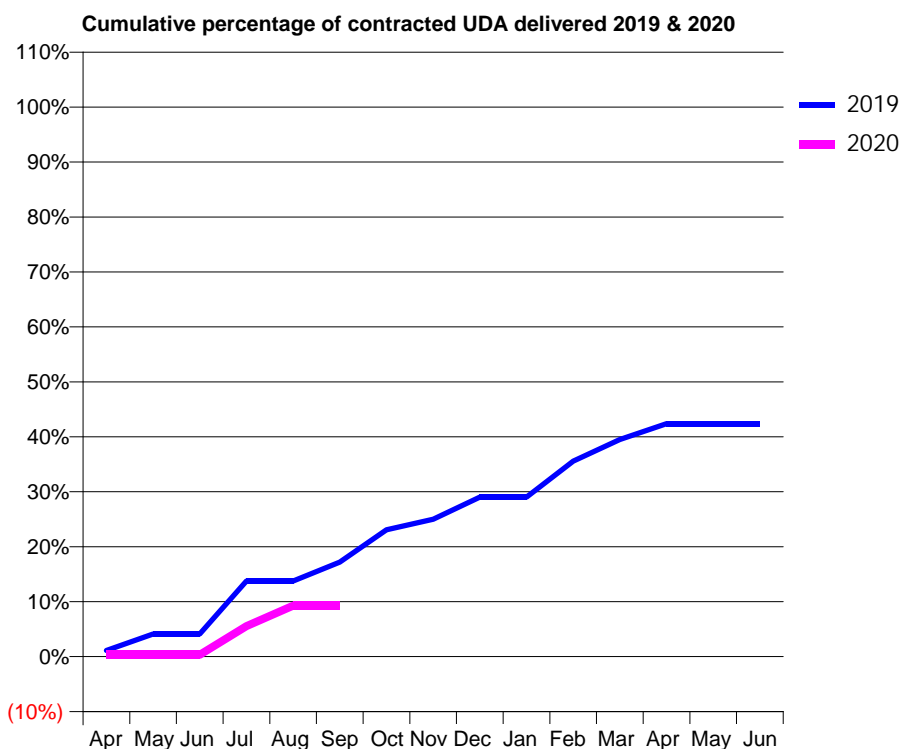
19/20 Contracted general activity (UDA)	2,609
Carry forward general activity (UDA)	0
19/20 Contracted orthodontic activity (UOA)	0
Carry forward orthodontic activity (UOA)	0
Baseline contract value	£61,849.26

### ACCESS\*

Patients seen in 24 months	Total	Change since previous quarter
Quarter ending September 2018	440	
Quarter ending December 2018	403	↓
Quarter ending March 2019	345	↓
Quarter ending June 2019	331	↓
Quarter ending September 2019	288	↓
<b>Variance since September 2018</b>	<b>(34.5%)</b>	<b>↓</b>



### ACTIVITY



Month	Adjusted Scheduled Activity (UDA)	
	2019	2020
April	30	9
May	108	9
June	108	9
July	360	144
August	360	242
September	448	242
October	603	
November	652	
December	757	
January	757	
February	928	
March	1,030	
April	1,106	
May	1,106	
June	1,106	

### QUALITY

	Quantity	Base Number	Contract	AT	Region	England
% of FP17s for the same patient ID Re-attending within 3 months - Children	6	57	10.5%	9.9%	11.3%	11.5%
% of FP17s for the same patient ID Re-attending within 3 months - Adults	17	68	25.0%	14.4%	14.7%	15.4%
% of FP17s for the same patient ID Re-attending between 3 & 9 months - Children	25	57	43.9%	53.5%	60.8%	59.7%
% of FP17s for the same patient ID Re-attending between 3 & 9 months - Adults	27	68	39.7%	48.5%	52.8%	51.7%
% of FP17s for Band 1 Urgent Courses	7	102	6.9%	8.3%	8.2%	9.2%
% of FP17s Relating to Free Repair or Replacements	0	102	0.0%	0.7%	0.7%	0.7%
% of FP17s Relating to Continuations	0	102	0.0%	0.7%	0.8%	0.8%
% of Patients satisfied with the dentistry they have received	0	0	N/A	92.9%	93.2%	93.5%
% of Patients satisfied with the time they had to wait for an appointment	0	0	N/A	91.6%	88.5%	87.4%

\* This is based on patients treated on this contract for their most recent course of treatment. Figures in italics indicate the base number of FP17s or Patient Questionnaire responses are less than 100. N/A is shown where the base number of responses is less than 10 during the period. % is calculated as Quantity/Base number\*100

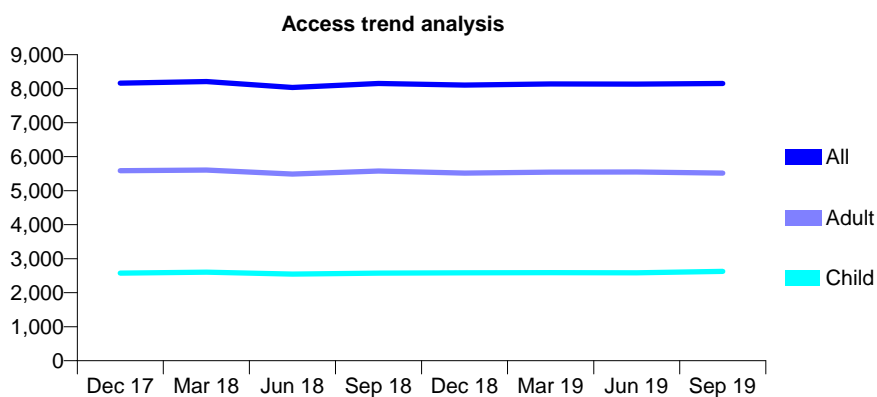
## Q54 - Vital Signs At a Glance Contract Report for 258237/0001 - September 2019

Name or company name	MR SH KHAN
Contract type name	GDS Contract
Purpose of contract	General
Contract start date	01/04/2006
Contract end date	

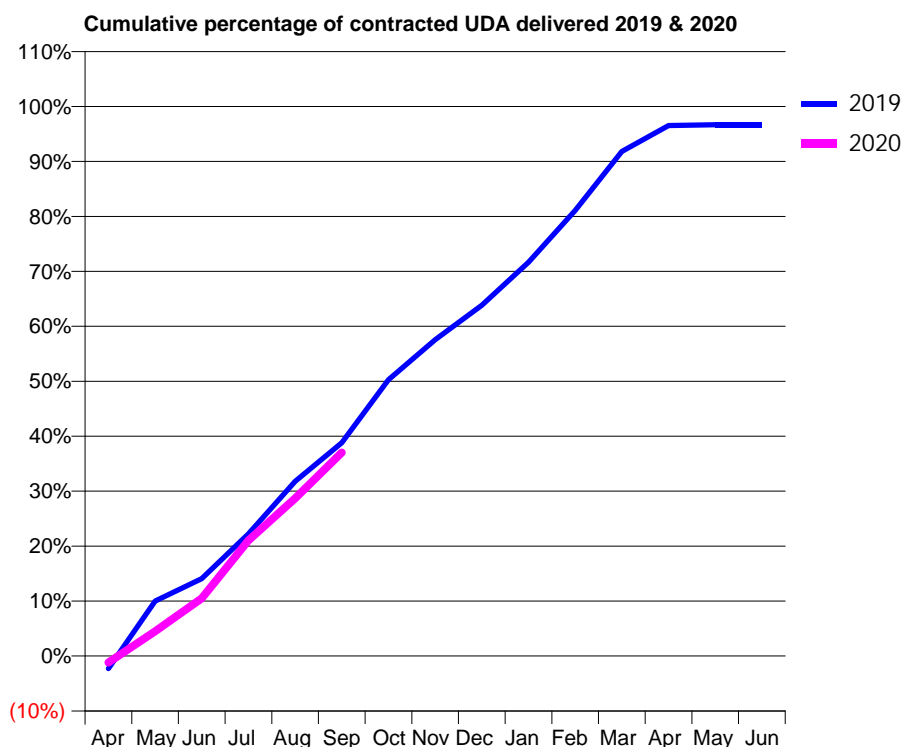
19/20 Contracted general activity (UDA)	21,314
Carry forward general activity (UDA)	708
19/20 Contracted orthodontic activity (UOA)	0
Carry forward orthodontic activity (UOA)	0
Baseline contract value	£547,688.00

### ACCESS\*

Patients seen in 24 months	Total	Change since previous quarter
Quarter ending September 2018	8,156	
Quarter ending December 2018	8,102	→
Quarter ending March 2019	8,140	→
Quarter ending June 2019	8,136	→
Quarter ending September 2019	8,151	→
<b>Variance since September 2018</b>	<b>(0.1%)</b>	→



### ACTIVITY



Month	Adjusted Scheduled Activity (UDA)	
	2019	2020
April	-495	-256
May	2,135	958
June	3,005	2,235
July	4,742	4,488
August	6,781	6,115
September	8,274	7,896
October	10,720	
November	12,266	
December	13,608	
January	15,271	
February	17,282	
March	19,568	
April	20,574	
May	20,604	
June	20,606	

### QUALITY

	Quantity	Base Number	Contract	AT	Region	England
% of FP17s for the same patient ID Re-attending within 3 months - Children	84	1,379	6.1%	9.9%	11.3%	11.5%
% of FP17s for the same patient ID Re-attending within 3 months - Adults	362	2,768	13.1%	14.4%	14.7%	15.4%
% of FP17s for the same patient ID Re-attending between 3 & 9 months - Children	523	1,379	37.9%	53.5%	60.8%	59.7%
% of FP17s for the same patient ID Re-attending between 3 & 9 months - Adults	976	2,768	35.3%	48.5%	52.8%	51.7%
% of FP17s for Band 1 Urgent Courses	708	3,706	19.1%	8.3%	8.2%	9.2%
% of FP17s Relating to Free Repair or Replacements	17	3,706	0.5%	0.7%	0.7%	0.7%
% of FP17s Relating to Continuations	11	3,706	0.3%	0.7%	0.8%	0.8%
% of Patients satisfied with the dentistry they have received	2	2	N/A	92.9%	93.2%	93.5%
% of Patients satisfied with the time they had to wait for an appointment	2	2	N/A	91.6%	88.5%	87.4%

\* This is based on patients treated on this contract for their most recent course of treatment. Figures in italics indicate the base number of FP17s or Patient Questionnaire responses are less than 100. N/A is shown where the base number of responses is less than 10 during the period. % is calculated as Quantity/Base number\*100

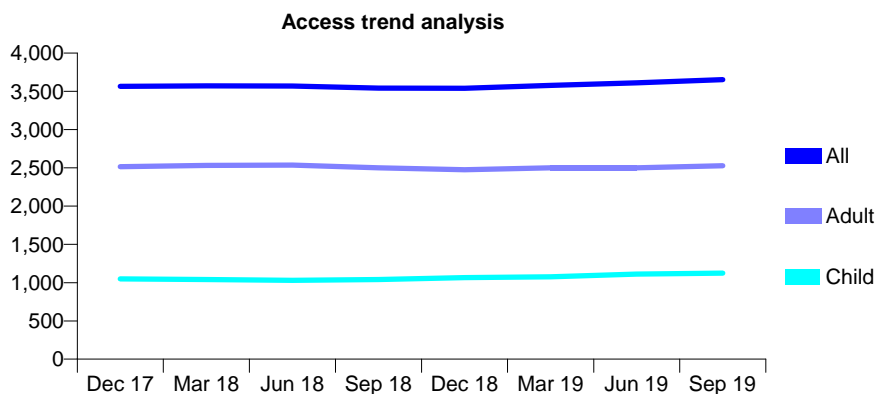
## Q54 - Vital Signs At a Glance Contract Report for 258709/0001 - September 2019

Name or company name	MR G DHERI
Contract type name	GDS Contract
Purpose of contract	General
Contract start date	01/04/2006
Contract end date	

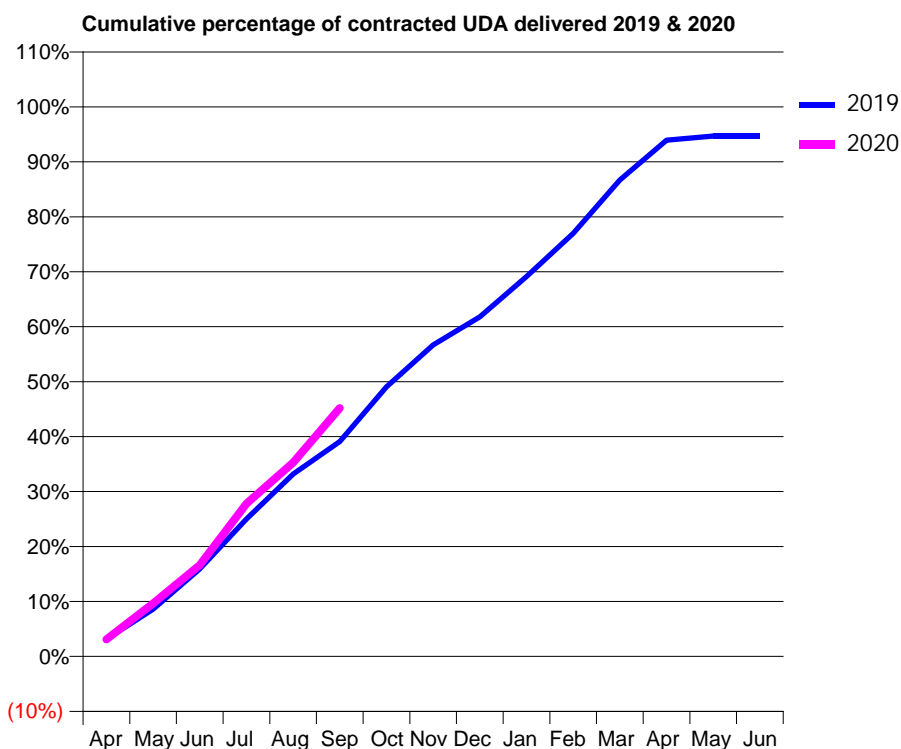
19/20 Contracted general activity (UDA)	8,839
Carry forward general activity (UDA)	0
19/20 Contracted orthodontic activity (UOA)	0
Carry forward orthodontic activity (UOA)	0
Baseline contract value	£245,821.46

### ACCESS\*

Patients seen in 24 months	Total	Change since previous quarter
Quarter ending September 2018	3,542	
Quarter ending December 2018	3,541	→
Quarter ending March 2019	3,577	→
Quarter ending June 2019	3,611	→
Quarter ending September 2019	3,652	→
<b>Variance since September 2018</b>	<b>3.1%</b>	<b>↑</b>



### ACTIVITY



Month	2019	2020
April	277	274
May	761	855
June	1,406	1,469
July	2,211	2,458
August	2,934	3,119
September	3,456	3,995
October	4,336	
November	5,010	
December	5,463	
January	6,109	
February	6,804	
March	7,661	
April	8,303	
May	8,371	
June	8,371	

### QUALITY

	Quantity	Base Number	Contract	AT	Region	England
% of FP17s for the same patient ID Re-attending within 3 months - Children	34	928	3.7%	9.9%	11.3%	11.5%
% of FP17s for the same patient ID Re-attending within 3 months - Adults	185	1,851	10.0%	14.4%	14.7%	15.4%
% of FP17s for the same patient ID Re-attending between 3 & 9 months - Children	616	928	66.4%	53.5%	60.8%	59.7%
% of FP17s for the same patient ID Re-attending between 3 & 9 months - Adults	1,124	1,851	60.7%	48.5%	52.8%	51.7%
% of FP17s for Band 1 Urgent Courses	142	2,455	5.8%	8.3%	8.2%	9.2%
% of FP17s Relating to Free Repair or Replacements	4	2,455	0.2%	0.7%	0.7%	0.7%
% of FP17s Relating to Continuations	12	2,455	0.5%	0.7%	0.8%	0.8%
% of Patients satisfied with the dentistry they have received	0	0	N/A	92.9%	93.2%	93.5%
% of Patients satisfied with the time they had to wait for an appointment	0	0	N/A	91.6%	88.5%	87.4%

\* This is based on patients treated on this contract for their most recent course of treatment. Figures in italics indicate the base number of FP17s or Patient Questionnaire responses are less than 100. N/A is shown where the base number of responses is less than 10 during the period. % is calculated as Quantity/Base number\*100

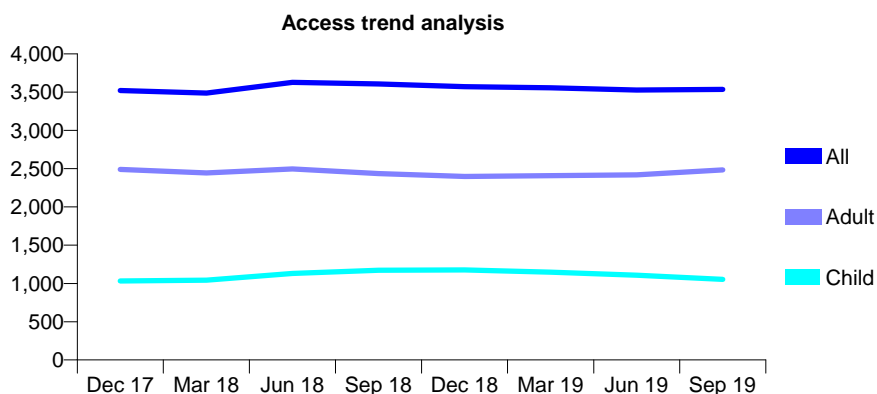
## Q54 - Vital Signs At a Glance Contract Report for 264776/0001 - September 2019

Name or company name	MR SB MAHALEKAM
Contract type name	GDS Contract
Purpose of contract	General
Contract start date	01/04/2006
Contract end date	

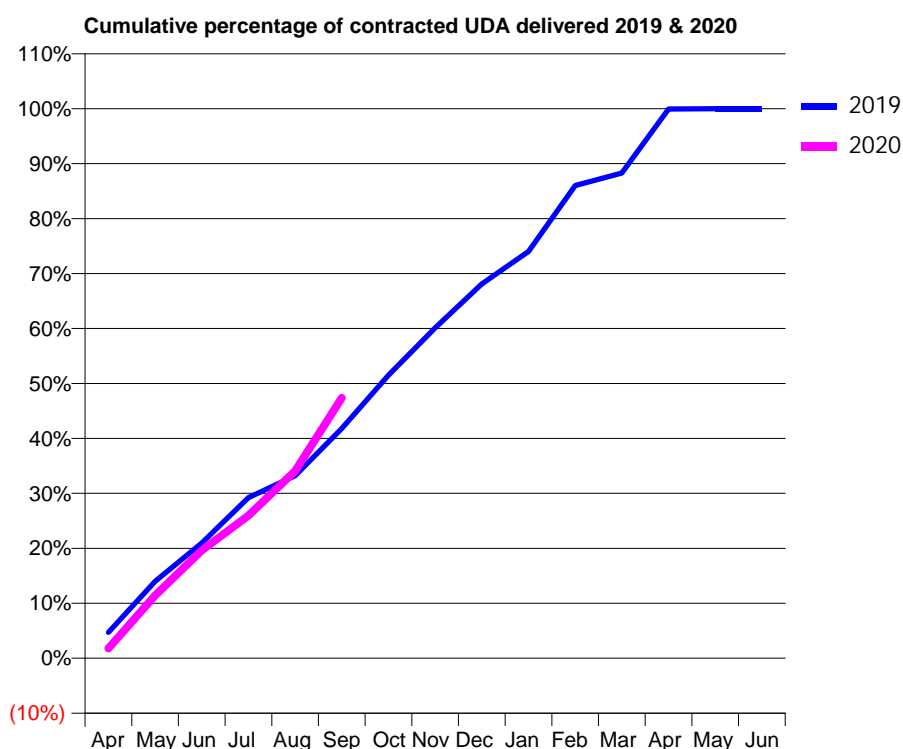
19/20 Contracted general activity (UDA)	10,247
Carry forward general activity (UDA)	1
19/20 Contracted orthodontic activity (UOA)	0
Carry forward orthodontic activity (UOA)	0
Baseline contract value	£377,436.13

### ACCESS\*

Patients seen in 24 months	Total	Change since previous quarter
Quarter ending September 2018	3,607	
Quarter ending December 2018	3,572	→
Quarter ending March 2019	3,556	→
Quarter ending June 2019	3,526	→
Quarter ending September 2019	3,535	→
<b>Variance since September 2018</b>	<b>(2.0%)</b>	<b>↓</b>



### ACTIVITY



Month	2019	2020
April	484	182
May	1,434	1,171
June	2,147	2,010
July	2,994	2,660
August	3,404	3,492
September	4,284	4,855
October	5,278	
November	6,161	
December	6,979	
January	7,583	
February	8,813	
March	9,049	
April	10,238	
May	10,246	
June	10,245	

### QUALITY

	Quantity	Base Number	Contract	AT	Region	England
% of FP17s for the same patient ID Re-attending within 3 months - Children	68	717	9.5%	9.9%	11.3%	11.5%
% of FP17s for the same patient ID Re-attending within 3 months - Adults	298	1,622	18.4%	14.4%	14.7%	15.4%
% of FP17s for the same patient ID Re-attending between 3 & 9 months - Children	189	717	26.4%	53.5%	60.8%	59.7%
% of FP17s for the same patient ID Re-attending between 3 & 9 months - Adults	493	1,622	30.4%	48.5%	52.8%	51.7%
% of FP17s for Band 1 Urgent Courses	407	1,943	20.9%	8.3%	8.2%	9.2%
% of FP17s Relating to Free Repair or Replacements	4	1,943	0.2%	0.7%	0.7%	0.7%
% of FP17s Relating to Continuations	0	1,943	0.0%	0.7%	0.8%	0.8%
% of Patients satisfied with the dentistry they have received	0	0	N/A	92.9%	93.2%	93.5%
% of Patients satisfied with the time they had to wait for an appointment	0	0	N/A	91.6%	88.5%	87.4%

\* This is based on patients treated on this contract for their most recent course of treatment. Figures in italics indicate the base number of FP17s or Patient Questionnaire responses are less than 100. N/A is shown where the base number of responses is less than 10 during the period. % is calculated as Quantity/Base number\*100

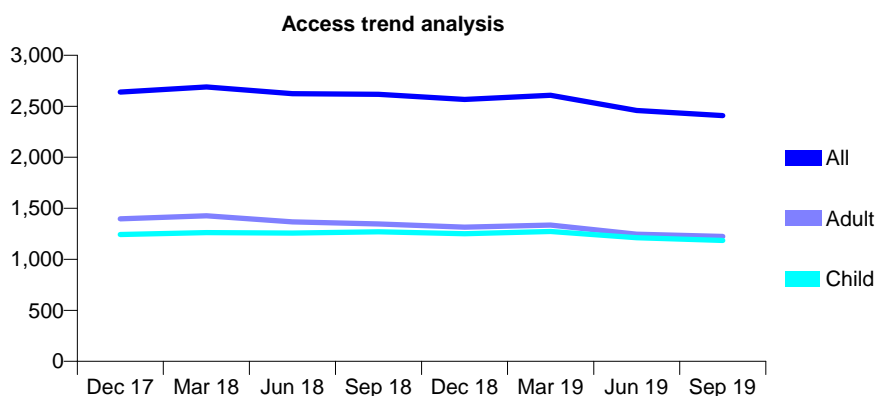
## Q54 - Vital Signs At a Glance Contract Report for 266574/0001 - September 2019

Name or company name	MS N KAUR
Contract type name	GDS Contract
Purpose of contract	General
Contract start date	01/10/2015
Contract end date	

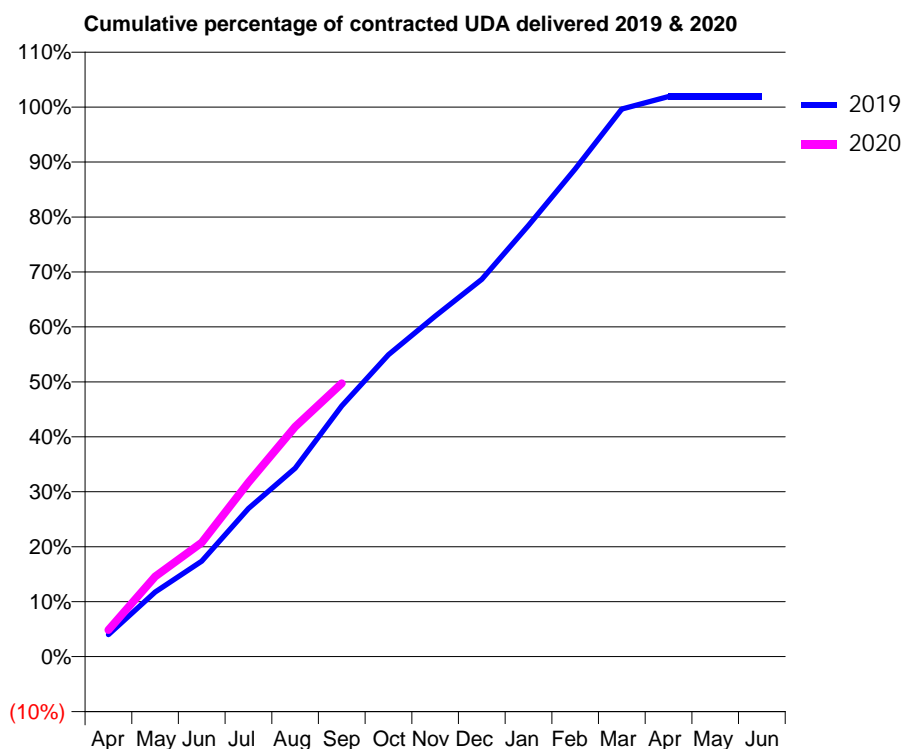
19/20 Contracted general activity (UDA)	5,792
Carry forward general activity (UDA)	-110
19/20 Contracted orthodontic activity (UOA)	0
Carry forward orthodontic activity (UOA)	0
Baseline contract value	£150,734.93

### ACCESS\*

Patients seen in 24 months	Total	Change since previous quarter
Quarter ending September 2018	2,617	
Quarter ending December 2018	2,567	↓
Quarter ending March 2019	2,607	→
Quarter ending June 2019	2,459	↓
Quarter ending September 2019	2,409	↓
<b>Variance since September 2018</b>	<b>(7.9%)</b>	<b>↓</b>



### ACTIVITY



Month	Adjusted Scheduled Activity (UDA)	
	2019	2020
April	232	281
May	682	845
June	1,005	1,202
July	1,561	1,836
August	1,987	2,424
September	2,642	2,881
October	3,183	
November	3,589	
December	3,977	
January	4,544	
February	5,141	
March	5,771	
April	5,903	
May	5,903	
June	5,903	

### QUALITY

	Quantity	Base Number	Contract	AT	Region	England
% of FP17s for the same patient ID Re-attending within 3 months - Children	36	597	6.0%	9.9%	11.3%	11.5%
% of FP17s for the same patient ID Re-attending within 3 months - Adults	112	543	20.6%	14.4%	14.7%	15.4%
% of FP17s for the same patient ID Re-attending between 3 & 9 months - Children	262	597	43.9%	53.5%	60.8%	59.7%
% of FP17s for the same patient ID Re-attending between 3 & 9 months - Adults	162	543	29.8%	48.5%	52.8%	51.7%
% of FP17s for Band 1 Urgent Courses	174	1,096	15.9%	8.3%	8.2%	9.2%
% of FP17s Relating to Free Repair or Replacements	1	1,096	0.1%	0.7%	0.7%	0.7%
% of FP17s Relating to Continuations	1	1,096	0.1%	0.7%	0.8%	0.8%
% of Patients satisfied with the dentistry they have received	0	0	N/A	92.9%	93.2%	93.5%
% of Patients satisfied with the time they had to wait for an appointment	0	0	N/A	91.6%	88.5%	87.4%

\* This is based on patients treated on this contract for their most recent course of treatment. Figures in italics indicate the base number of FP17s or Patient Questionnaire responses are less than 100. N/A is shown where the base number of responses is less than 10 during the period. % is calculated as Quantity/Base number\*100

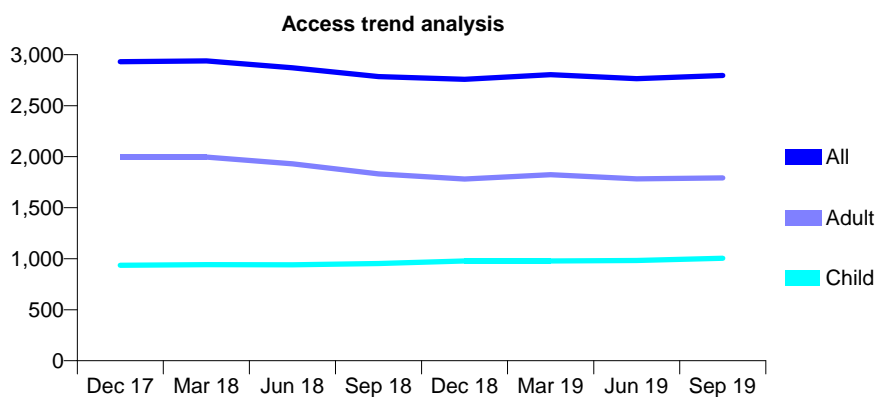
## Q54 - Vital Signs At a Glance Contract Report for 273708/0006 - September 2019

Name or company name	MR G MOORE
Contract type name	GDS Contract
Purpose of contract	General
Contract start date	01/04/2010
Contract end date	

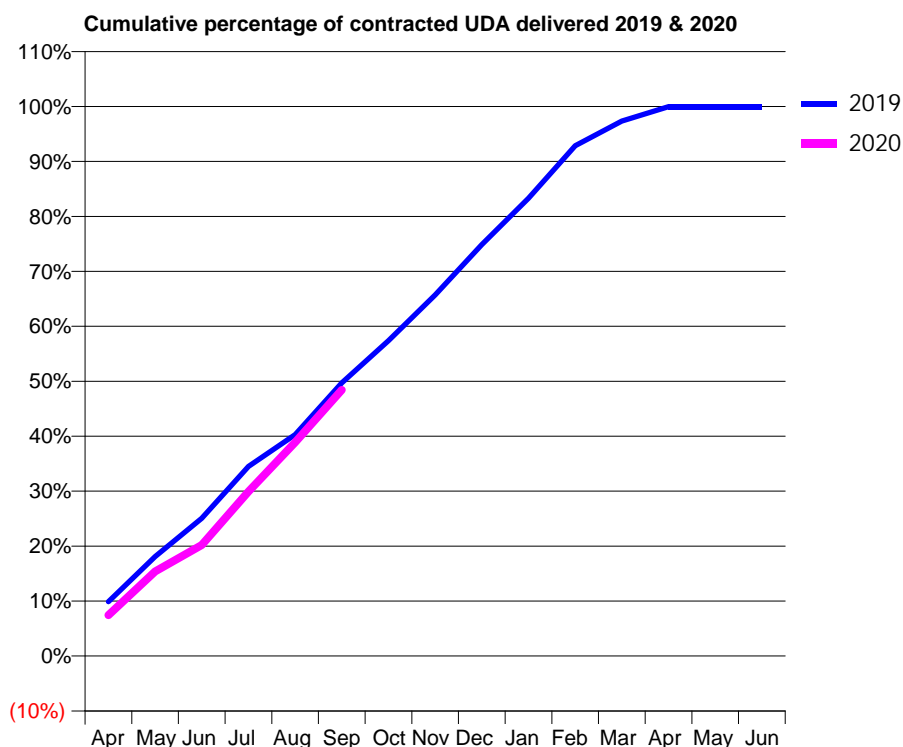
19/20 Contracted general activity (UDA)	7,809
Carry forward general activity (UDA)	1
19/20 Contracted orthodontic activity (UOA)	0
Carry forward orthodontic activity (UOA)	0
Baseline contract value	£188,833.26

### ACCESS\*

Patients seen in 24 months	Total	Change since previous quarter
Quarter ending September 2018	2,785	
Quarter ending December 2018	2,759	→
Quarter ending March 2019	2,803	→
Quarter ending June 2019	2,765	↓
Quarter ending September 2019	2,796	→
<b>Variance since September 2018</b>	<b>0.4%</b>	<b>→</b>



### ACTIVITY



Month	Adjusted Scheduled Activity (UDA)	
	2019	2020
April	771	581
May	1,413	1,202
June	1,956	1,577
July	2,694	2,338
August	3,146	3,038
September	3,880	3,782
October	4,480	
November	5,133	
December	5,845	
January	6,504	
February	7,251	
March	7,602	
April	7,807	
May	7,807	
June	7,807	

### QUALITY

	Quantity	Base Number	Contract	AT	Region	England
% of FP17s for the same patient ID Re-attending within 3 months - Children	24	731	3.3%	9.9%	11.3%	11.5%
% of FP17s for the same patient ID Re-attending within 3 months - Adults	146	1,061	13.8%	14.4%	14.7%	15.4%
% of FP17s for the same patient ID Re-attending between 3 & 9 months - Children	490	731	67.0%	53.5%	60.8%	59.7%
% of FP17s for the same patient ID Re-attending between 3 & 9 months - Adults	480	1,061	45.2%	48.5%	52.8%	51.7%
% of FP17s for Band 1 Urgent Courses	108	1,687	6.4%	8.3%	8.2%	9.2%
% of FP17s Relating to Free Repair or Replacements	2	1,687	0.1%	0.7%	0.7%	0.7%
% of FP17s Relating to Continuations	1	1,687	0.1%	0.7%	0.8%	0.8%
% of Patients satisfied with the dentistry they have received	0	0	N/A	92.9%	93.2%	93.5%
% of Patients satisfied with the time they had to wait for an appointment	0	0	N/A	91.6%	88.5%	87.4%

\* This is based on patients treated on this contract for their most recent course of treatment. Figures in italics indicate the base number of FP17s or Patient Questionnaire responses are less than 100. N/A is shown where the base number of responses is less than 10 during the period. % is calculated as Quantity/Base number\*100



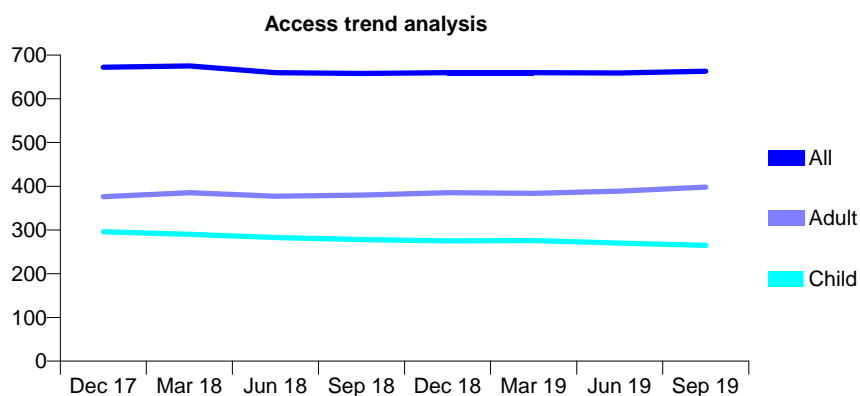
## Q54 - Vital Signs At a Glance Contract Report for 273937/0001 - September 2019

Name or company name	MR B GUPTA
Contract type name	GDS Contract
Purpose of contract	General
Contract start date	01/04/2015
Contract end date	

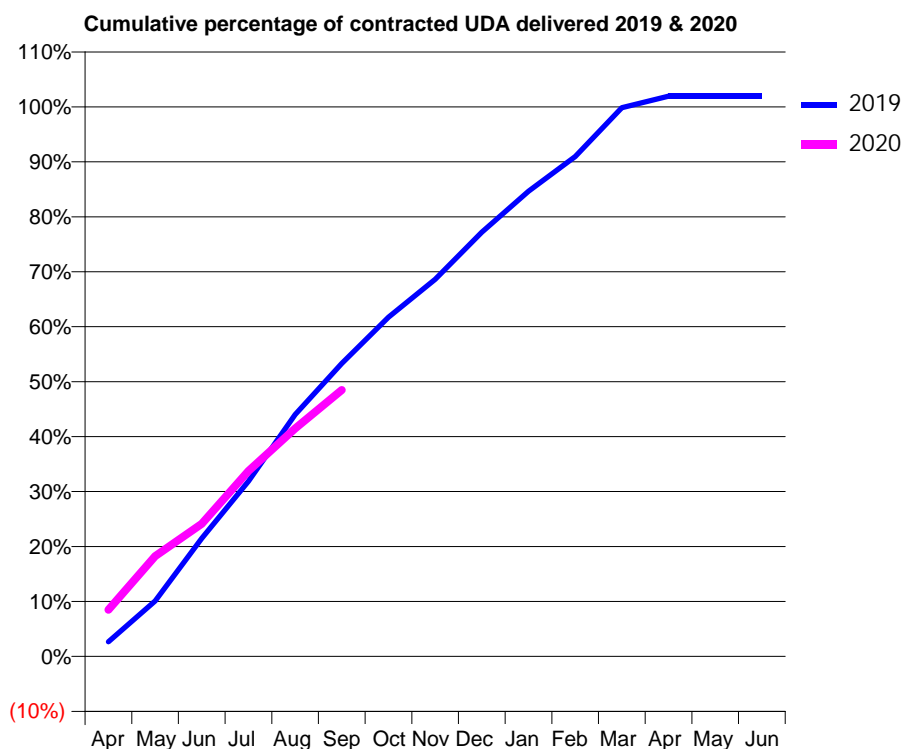
19/20 Contracted general activity (UDA)	2,400
Carry forward general activity (UDA)	-46
19/20 Contracted orthodontic activity (UOA)	0
Carry forward orthodontic activity (UOA)	0
Baseline contract value	£62,014.55

### ACCESS\*

Patients seen in 24 months	Total	Change since previous quarter
Quarter ending September 2018	658	
Quarter ending December 2018	660	→
Quarter ending March 2019	660	→
Quarter ending June 2019	659	→
Quarter ending September 2019	663	→
<b>Variance since September 2018</b>	<b>0.8%</b>	<b>→</b>



### ACTIVITY



Month	2019	2020
April	64	204
May	242	438
June	516	579
July	765	810
August	1,057	996
September	1,279	1,164
October	1,481	
November	1,647	
December	1,852	
January	2,031	
February	2,183	
March	2,396	
April	2,447	
May	2,447	
June	2,447	

### QUALITY

	Quantity	Base Number	Contract	AT	Region	England
% of FP17s for the same patient ID Re-attending within 3 months - Children	35	259	13.5%	9.9%	11.3%	11.5%
% of FP17s for the same patient ID Re-attending within 3 months - Adults	51	315	16.2%	14.4%	14.7%	15.4%
% of FP17s for the same patient ID Re-attending between 3 & 9 months - Children	171	259	66.0%	53.5%	60.8%	59.7%
% of FP17s for the same patient ID Re-attending between 3 & 9 months - Adults	190	315	60.3%	48.5%	52.8%	51.7%
% of FP17s for Band 1 Urgent Courses	18	547	3.3%	8.3%	8.2%	9.2%
% of FP17s Relating to Free Repair or Replacements	14	547	2.6%	0.7%	0.7%	0.7%
% of FP17s Relating to Continuations	10	547	1.8%	0.7%	0.8%	0.8%
% of Patients satisfied with the dentistry they have received	2	2	N/A	92.9%	93.2%	93.5%
% of Patients satisfied with the time they had to wait for an appointment	2	2	N/A	91.6%	88.5%	87.4%

\* This is based on patients treated on this contract for their most recent course of treatment. Figures in italics indicate the base number of FP17s or Patient Questionnaire responses are less than 100. N/A is shown where the base number of responses is less than 10 during the period. % is calculated as Quantity/Base number\*100

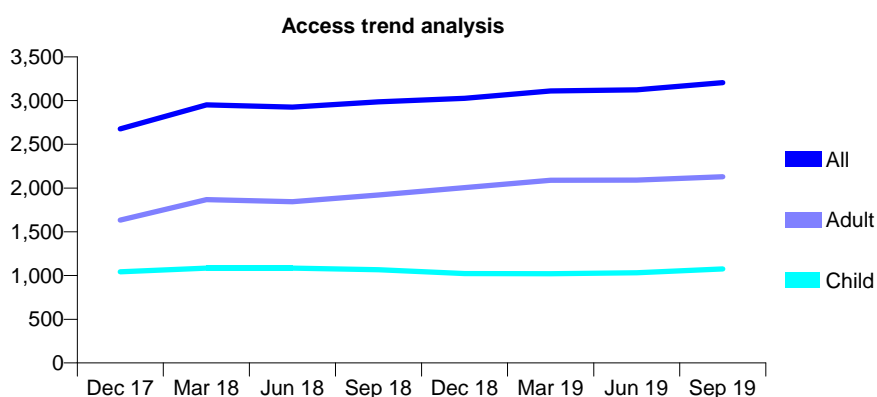
## Q54 - Vital Signs At a Glance Contract Report for 274038/0002 - September 2019

Name or company name	MR O PATEL
Contract type name	GDS Contract
Purpose of contract	General
Contract start date	01/04/2009
Contract end date	

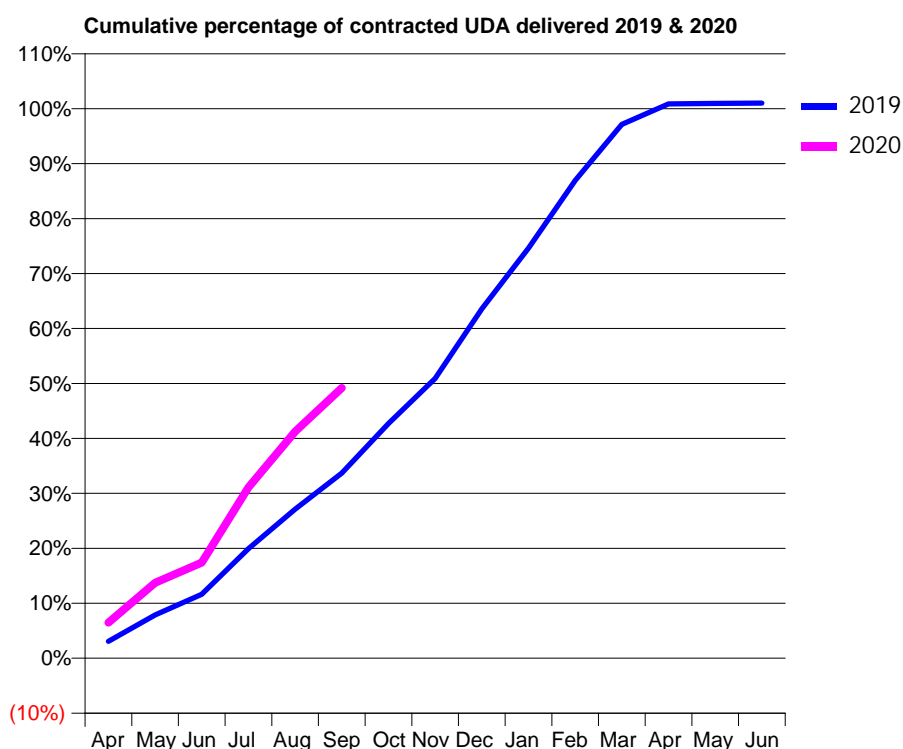
19/20 Contracted general activity (UDA)	9,739
Carry forward general activity (UDA)	-99
19/20 Contracted orthodontic activity (UOA)	0
Carry forward orthodontic activity (UOA)	0
Baseline contract value	£241,817.92

### ACCESS\*

Patients seen in 24 months	Total	Change since previous quarter
Quarter ending September 2018	2,986	
Quarter ending December 2018	3,026	→
Quarter ending March 2019	3,110	↑
Quarter ending June 2019	3,123	→
Quarter ending September 2019	3,205	↑
<b>Variance since September 2018</b>	<b>7.3%</b>	<b>↑</b>



### ACTIVITY



Month	2019	2020
April	299	632
May	768	1,338
June	1,133	1,695
July	1,942	3,028
August	2,643	4,019
September	3,281	4,790
October	4,160	
November	4,961	
December	6,190	
January	7,270	
February	8,467	
March	9,460	
April	9,823	
May	9,832	
June	9,838	

### QUALITY

	Quantity	Base Number	Contract	AT	Region	England
% of FP17s for the same patient ID Re-attending within 3 months - Children	114	846	13.5%	9.9%	11.3%	11.5%
% of FP17s for the same patient ID Re-attending within 3 months - Adults	342	1,280	26.7%	14.4%	14.7%	15.4%
% of FP17s for the same patient ID Re-attending between 3 & 9 months - Children	340	846	40.2%	53.5%	60.8%	59.7%
% of FP17s for the same patient ID Re-attending between 3 & 9 months - Adults	440	1,280	34.4%	48.5%	52.8%	51.7%
% of FP17s for Band 1 Urgent Courses	454	1,970	23.0%	8.3%	8.2%	9.2%
% of FP17s Relating to Free Repair or Replacements	3	1,970	0.2%	0.7%	0.7%	0.7%
% of FP17s Relating to Continuations	0	1,970	0.0%	0.7%	0.8%	0.8%
% of Patients satisfied with the dentistry they have received	0	1	N/A	92.9%	93.2%	93.5%
% of Patients satisfied with the time they had to wait for an appointment	0	1	N/A	91.6%	88.5%	87.4%

\* This is based on patients treated on this contract for their most recent course of treatment.

Figures in italics indicate the base number of FP17s or Patient Questionnaire responses are less than 100. N/A is shown where the base number of responses is less than 10 during the period. % is calculated as Quantity/Base number\*100

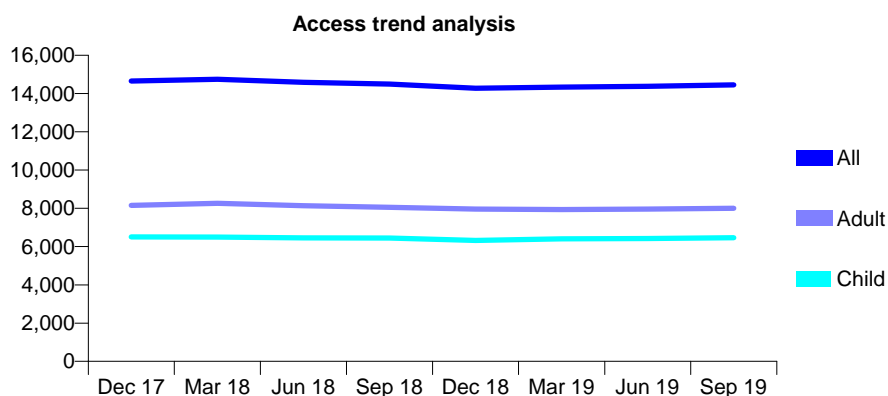
## Q54 - Vital Signs At a Glance Contract Report for 275441/0001 - September 2019

Name or company name	MS P ALIPOUR
Contract type name	GDS Contract
Purpose of contract	General
Contract start date	01/04/2009
Contract end date	

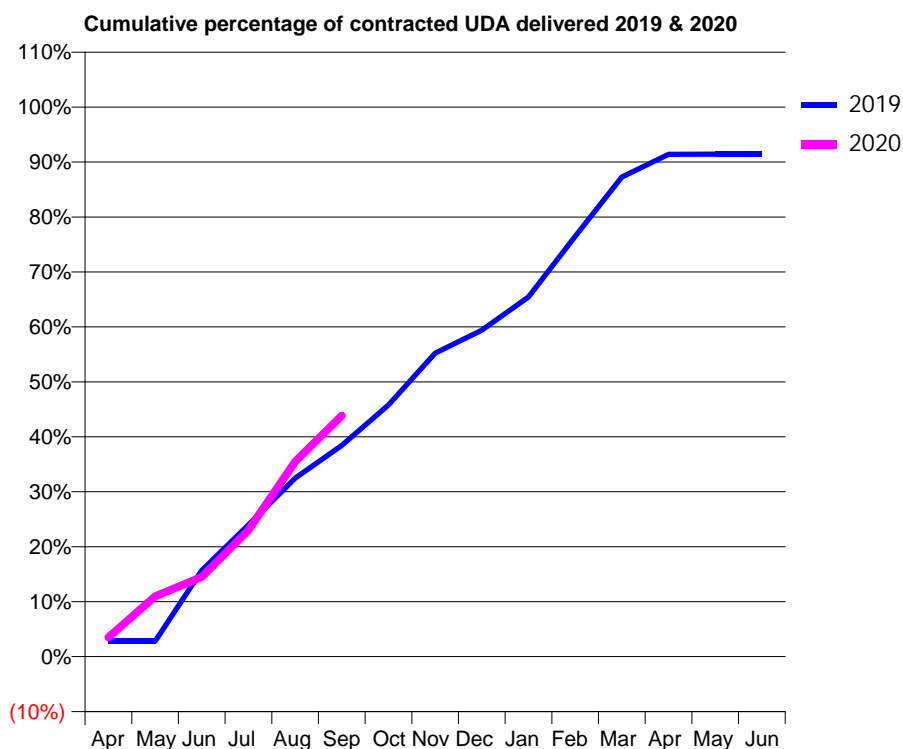
19/20 Contracted general activity (UDA)	44,400
Carry forward general activity (UDA)	0
19/20 Contracted orthodontic activity (UOA)	0
Carry forward orthodontic activity (UOA)	0
Baseline contract value	£1,128,460.77

### ACCESS\*

Patients seen in 24 months	Total	Change since previous quarter
Quarter ending September 2018	14,494	
Quarter ending December 2018	14,276	↓
Quarter ending March 2019	14,335	→
Quarter ending June 2019	14,377	→
Quarter ending September 2019	14,455	→
<b>Variance since September 2018</b>	<b>(0.3%)</b>	<b>→</b>



### ACTIVITY



Month	Adjusted Scheduled Activity (UDA)	
	2019	2020
April	1,254	1,559
May	1,254	4,871
June	6,962	6,440
July	10,650	10,225
August	14,427	15,759
September	17,062	19,462
October	20,340	
November	24,529	
December	26,371	
January	29,063	
February	33,955	
March	38,750	
April	40,581	
May	40,589	
June	40,592	

### QUALITY

	Quantity	Base Number	Contract	AT	Region	England
% of FP17s for the same patient ID Re-attending within 3 months - Children	124	5,031	2.5%	9.9%	11.3%	11.5%
% of FP17s for the same patient ID Re-attending within 3 months - Adults	230	4,011	5.7%	14.4%	14.7%	15.4%
% of FP17s for the same patient ID Re-attending between 3 & 9 months - Children	3,545	5,031	70.5%	53.5%	60.8%	59.7%
% of FP17s for the same patient ID Re-attending between 3 & 9 months - Adults	1,929	4,011	48.1%	48.5%	52.8%	51.7%
% of FP17s for Band 1 Urgent Courses	302	8,312	3.6%	8.3%	8.2%	9.2%
% of FP17s Relating to Free Repair or Replacements	16	8,312	0.2%	0.7%	0.7%	0.7%
% of FP17s Relating to Continuations	19	8,312	0.2%	0.7%	0.8%	0.8%
% of Patients satisfied with the dentistry they have received	1	2	N/A	92.9%	93.2%	93.5%
% of Patients satisfied with the time they had to wait for an appointment	2	2	N/A	91.6%	88.5%	87.4%

\* This is based on patients treated on this contract for their most recent course of treatment. Figures in italics indicate the base number of FP17s or Patient Questionnaire responses are less than 100. N/A is shown where the base number of responses is less than 10 during the period. % is calculated as Quantity/Base number\*100

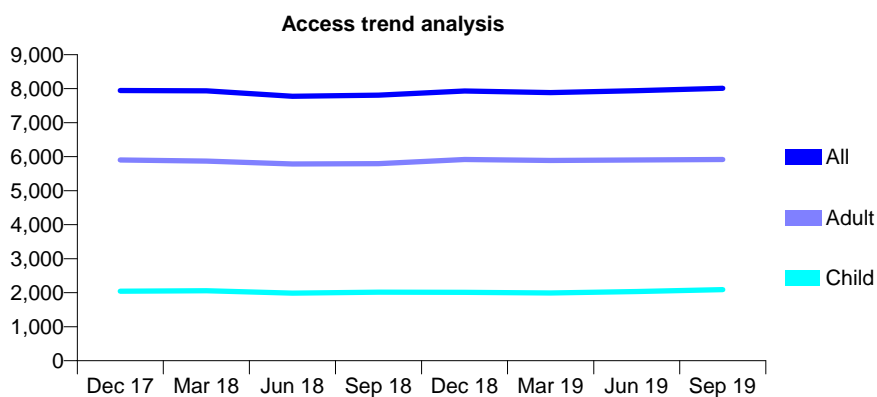
## Q54 - Vital Signs At a Glance Contract Report for 30012/0003 - September 2019

Name or company name	MR EE THOMPSON
Contract type name	GDS Contract
Purpose of contract	General and Orthodontic
Contract start date	20/09/2010
Contract end date	

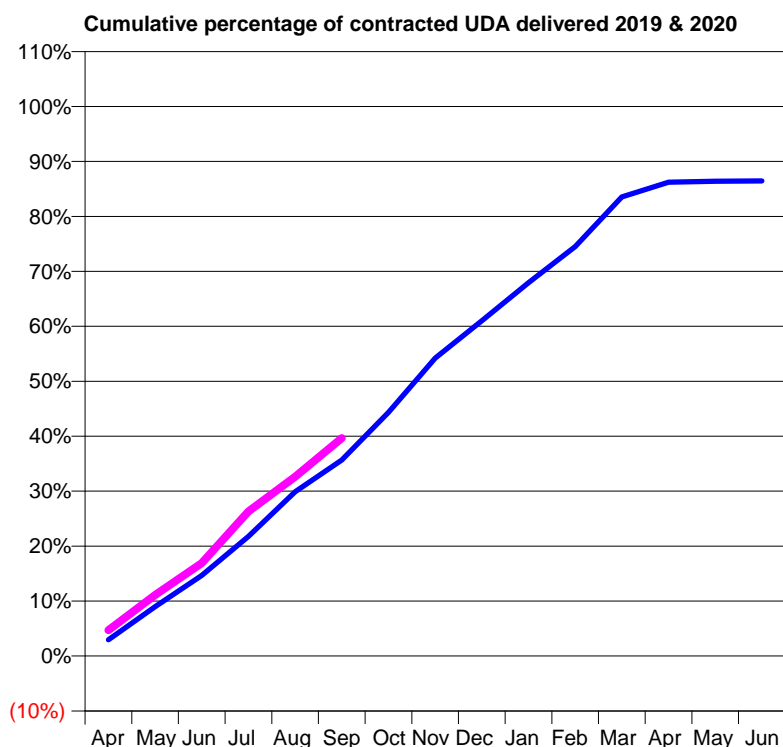
19/20 Contracted general activity (UDA)	24,718
Carry forward general activity (UDA)	0
19/20 Contracted orthodontic activity (UOA)	2,142
Carry forward orthodontic activity (UOA)	216
Baseline contract value	£804,222.90

### ACCESS\*

Patients seen in 24 months	Total	Change since previous quarter
Quarter ending September 2018	7,811	
Quarter ending December 2018	7,933	→
Quarter ending March 2019	7,883	→
Quarter ending June 2019	7,939	→
Quarter ending September 2019	8,008	→
<b>Variance since September 2018</b>	<b>2.5%</b>	<b>↑</b>



### ACTIVITY



Month	Adjusted Scheduled Activity (UDA)	
	2019	2020
April	728	1,159
May	2,221	2,749
June	3,624	4,179
July	5,384	6,502
August	7,395	8,066
September	8,813	9,805
October	10,961	
November	13,395	
December	15,079	
January	16,794	
February	18,415	
March	20,650	
April	21,309	
May	21,349	
June	21,366	

### QUALITY

	Quantity	Base Number	Contract	AT	Region	England
% of FP17s for the same patient ID Re-attending within 3 months - Children	96	1,446	6.6%	9.9%	11.3%	11.5%
% of FP17s for the same patient ID Re-attending within 3 months - Adults	430	3,263	13.2%	14.4%	14.7%	15.4%
% of FP17s for the same patient ID Re-attending between 3 & 9 months - Children	583	1,446	40.3%	53.5%	60.8%	59.7%
% of FP17s for the same patient ID Re-attending between 3 & 9 months - Adults	1,322	3,263	40.5%	48.5%	52.8%	51.7%
% of FP17s for Band 1 Urgent Courses	328	4,247	7.7%	8.3%	8.2%	9.2%
% of FP17s Relating to Free Repair or Replacements	32	4,247	0.8%	0.7%	0.7%	0.7%
% of FP17s Relating to Continuations	45	4,247	1.1%	0.7%	0.8%	0.8%
% of Patients satisfied with the dentistry they have received	3	3	N/A	92.9%	93.2%	93.5%
% of Patients satisfied with the time they had to wait for an appointment	3	3	N/A	91.6%	88.5%	87.4%

\* This is based on patients treated on this contract for their most recent course of treatment. Figures in italics indicate the base number of FP17s or Patient Questionnaire responses are less than 100. N/A is shown where the base number of responses is less than 10 during the period. % is calculated as Quantity/Base number\*100

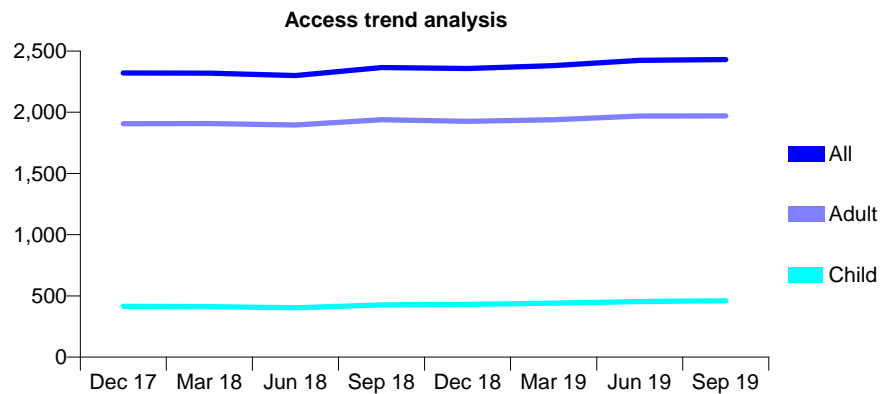
## Q54 - Vital Signs At a Glance Contract Report for 301574/0003 - September 2019

Name or company name	The Greens Dental Surgery
Contract type name	GDS Contract
Purpose of contract	General
Contract start date	01/04/2013
Contract end date	

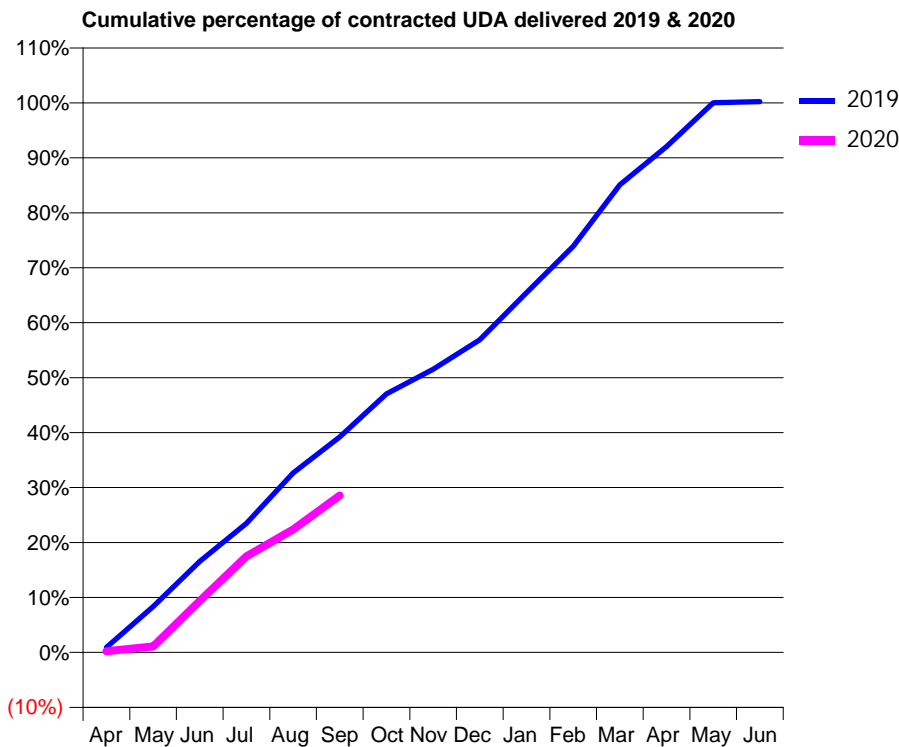
19/20 Contracted general activity (UDA)	7,304
Carry forward general activity (UDA)	-16
19/20 Contracted orthodontic activity (UOA)	0
Carry forward orthodontic activity (UOA)	0
Baseline contract value	£183,699.37

### ACCESS\*

Patients seen in 24 months	Total	Change since previous quarter
Quarter ending September 2018	2,366	
Quarter ending December 2018	2,358	→
Quarter ending March 2019	2,381	→
Quarter ending June 2019	2,424	→
Quarter ending September 2019	2,431	→
<b>Variance since September 2018</b>	<b>2.7%</b>	<b>↑</b>



### ACTIVITY



Adjusted Scheduled Activity (UDA)		
Month	2019	2020
April	66	16
May	610	81
June	1,210	683
July	1,715	1,277
August	2,386	1,636
September	2,866	2,085
October	3,436	
November	3,764	
December	4,156	
January	4,781	
February	5,398	
March	6,214	
April	6,722	
May	7,304	
June	7,320	

### QUALITY

	Quantity	Base Number	Contract	AT	Region	England
% of FP17s for the same patient ID Re-attending within 3 months - Children	10	280	3.6%	9.9%	11.3%	11.5%
% of FP17s for the same patient ID Re-attending within 3 months - Adults	190	1,263	15.0%	14.4%	14.7%	15.4%
% of FP17s for the same patient ID Re-attending between 3 & 9 months - Children	168	280	60.0%	53.5%	60.8%	59.7%
% of FP17s for the same patient ID Re-attending between 3 & 9 months - Adults	688	1,263	54.5%	48.5%	52.8%	51.7%
% of FP17s for Band 1 Urgent Courses	67	1,030	6.5%	8.3%	8.2%	9.2%
% of FP17s Relating to Free Repair or Replacements	26	1,030	2.5%	0.7%	0.7%	0.7%
% of FP17s Relating to Continuations	22	1,030	2.1%	0.7%	0.8%	0.8%
% of Patients satisfied with the dentistry they have received	2	2	N/A	92.9%	93.2%	93.5%
% of Patients satisfied with the time they had to wait for an appointment	2	2	N/A	91.6%	88.5%	87.4%

\* This is based on patients treated on this contract for their most recent course of treatment. Figures in italics indicate the base number of FP17s or Patient Questionnaire responses are less than 100. N/A is shown where the base number of responses is less than 10 during the period. % is calculated as Quantity/Base number\*100

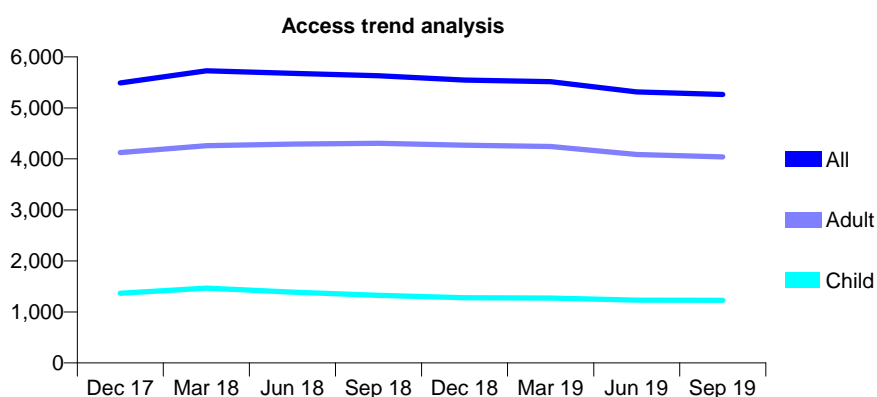
## Q54 - Vital Signs At a Glance Contract Report for 303089/0001 - September 2019

Name or company name	Priory Dental Practice (Leamore) Ltd.
Contract type name	GDS Contract
Purpose of contract	General and Orthodontic
Contract start date	01/04/2006
Contract end date	

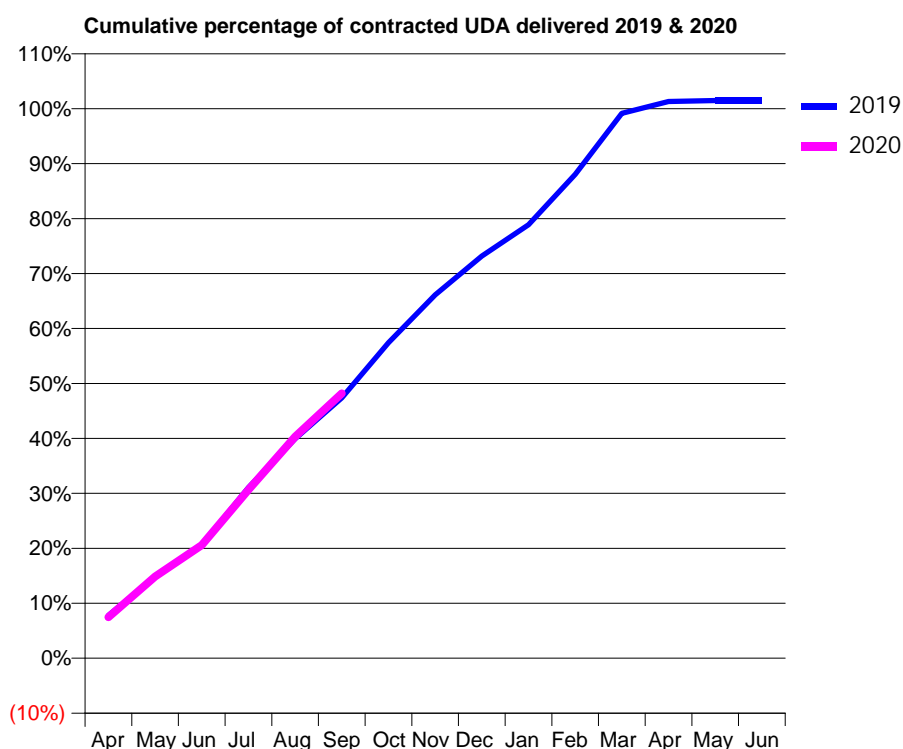
19/20 Contracted general activity (UDA)	14,412
Carry forward general activity (UDA)	-212
19/20 Contracted orthodontic activity (UOA)	273
Carry forward orthodontic activity (UOA)	0
Baseline contract value	£370,061.41

### ACCESS\*

Patients seen in 24 months	Total	Change since previous quarter
Quarter ending September 2018	5,629	
Quarter ending December 2018	5,544	↓
Quarter ending March 2019	5,515	→
Quarter ending June 2019	5,315	↓
Quarter ending September 2019	5,264	→
<b>Variance since September 2018</b>	<b>(6.5%)</b>	<b>↓</b>



### ACTIVITY



Month	2019	2020
April	1,126	1,075
May	2,126	2,141
June	2,965	2,966
July	4,479	4,419
August	5,754	5,810
September	6,826	6,945
October	8,275	
November	9,529	
December	10,548	
January	11,369	
February	12,689	
March	14,290	
April	14,601	
May	14,624	
June	14,625	

### QUALITY

	Quantity	Base Number	Contract	AT	Region	England
% of FP17s for the same patient ID Re-attending within 3 months - Children	26	760	3.4%	9.9%	11.3%	11.5%
% of FP17s for the same patient ID Re-attending within 3 months - Adults	283	2,304	12.3%	14.4%	14.7%	15.4%
% of FP17s for the same patient ID Re-attending between 3 & 9 months - Children	408	760	53.7%	53.5%	60.8%	59.7%
% of FP17s for the same patient ID Re-attending between 3 & 9 months - Adults	1,065	2,304	46.2%	48.5%	52.8%	51.7%
% of FP17s for Band 1 Urgent Courses	174	2,922	6.0%	8.3%	8.2%	9.2%
% of FP17s Relating to Free Repair or Replacements	20	2,922	0.7%	0.7%	0.7%	0.7%
% of FP17s Relating to Continuations	30	2,922	1.0%	0.7%	0.8%	0.8%
% of Patients satisfied with the dentistry they have received	1	2	N/A	92.9%	93.2%	93.5%
% of Patients satisfied with the time they had to wait for an appointment	1	2	N/A	91.6%	88.5%	87.4%

\* This is based on patients treated on this contract for their most recent course of treatment.

Figures in italics indicate the base number of FP17s or Patient Questionnaire responses are less than 100. N/A is shown where the base number of responses is less than 10 during the period. % is calculated as Quantity/Base number\*100

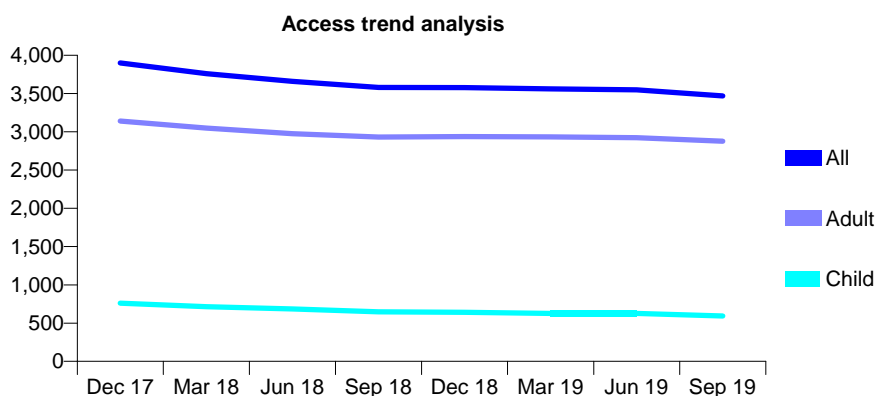
## Q54 - Vital Signs At a Glance Contract Report for 324329/0001 - September 2019

Name or company name	Dovedale Dental Practice
Contract type name	GDS Contract
Purpose of contract	General
Contract start date	01/04/2006
Contract end date	

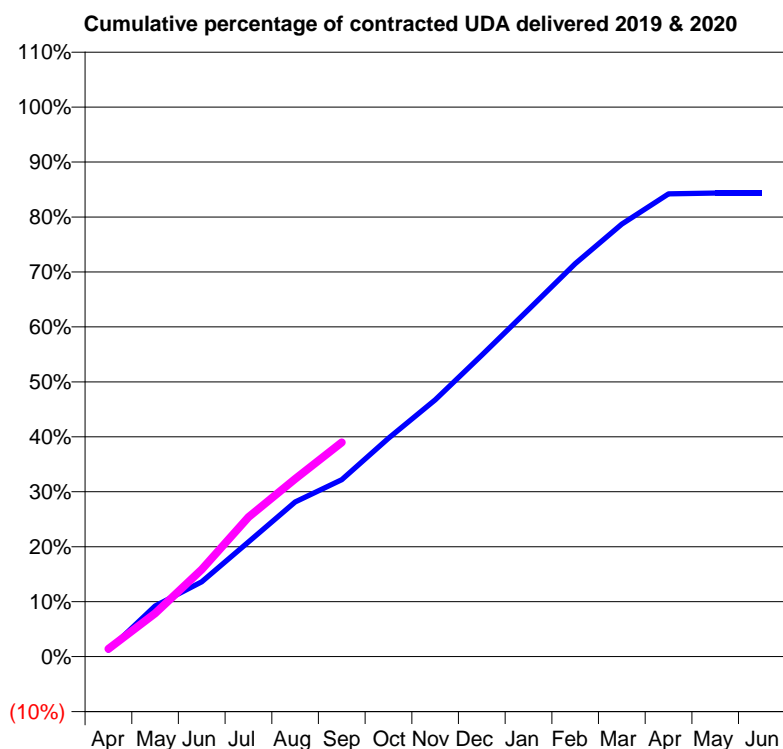
19/20 Contracted general activity (UDA)	14,603
Carry forward general activity (UDA)	0
19/20 Contracted orthodontic activity (UOA)	0
Carry forward orthodontic activity (UOA)	0
Baseline contract value	£315,149.80

### ACCESS\*

Patients seen in 24 months	Total	Change since previous quarter
Quarter ending September 2018	3,579	
Quarter ending December 2018	3,578	→
Quarter ending March 2019	3,562	→
Quarter ending June 2019	3,548	→
Quarter ending September 2019	3,470	↓
<b>Variance since September 2018</b>	<b>(3.0%)</b>	<b>↓</b>



### ACTIVITY



Month	Adjusted Scheduled Activity (UDA)	
	2019	2020
April	173	206
May	1,345	1,149
June	1,989	2,315
July	3,045	3,706
August	4,108	4,721
September	4,702	5,693
October	5,802	
November	6,824	
December	8,009	
January	9,223	
February	10,443	
March	11,495	
April	12,299	
May	12,320	
June	12,320	

### QUALITY

	Quantity	Base Number	Contract	AT	Region	England
% of FP17s for the same patient ID Re-attending within 3 months - Children	20	523	3.8%	9.9%	11.3%	11.5%
% of FP17s for the same patient ID Re-attending within 3 months - Adults	234	2,585	9.1%	14.4%	14.7%	15.4%
% of FP17s for the same patient ID Re-attending between 3 & 9 months - Children	393	523	75.1%	53.5%	60.8%	59.7%
% of FP17s for the same patient ID Re-attending between 3 & 9 months - Adults	1,865	2,585	72.1%	48.5%	52.8%	51.7%
% of FP17s for Band 1 Urgent Courses	51	2,707	1.9%	8.3%	8.2%	9.2%
% of FP17s Relating to Free Repair or Replacements	0	2,707	0.0%	0.7%	0.7%	0.7%
% of FP17s Relating to Continuations	0	2,707	0.0%	0.7%	0.8%	0.8%
% of Patients satisfied with the dentistry they have received	2	2	N/A	92.9%	93.2%	93.5%
% of Patients satisfied with the time they had to wait for an appointment	1	2	N/A	91.6%	88.5%	87.4%

\* This is based on patients treated on this contract for their most recent course of treatment. Figures in italics indicate the base number of FP17s or Patient Questionnaire responses are less than 100. N/A is shown where the base number of responses is less than 10 during the period. % is calculated as Quantity/Base number\*100

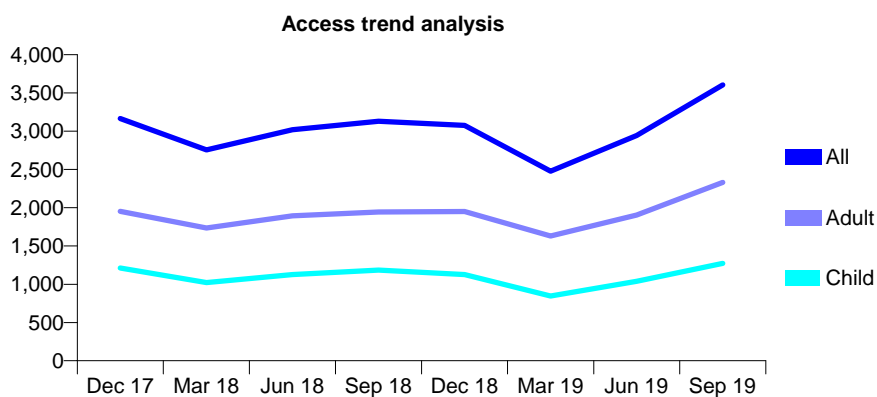
## Q54 - Vital Signs At a Glance Contract Report for 325708/0002 - September 2019

Name or company name	Balbir S Bhandal, Amrik S Bhandal & Baljit
Contract type name	GDS Contract
Purpose of contract	General and Orthodontic
Contract start date	01/04/2006
Contract end date	

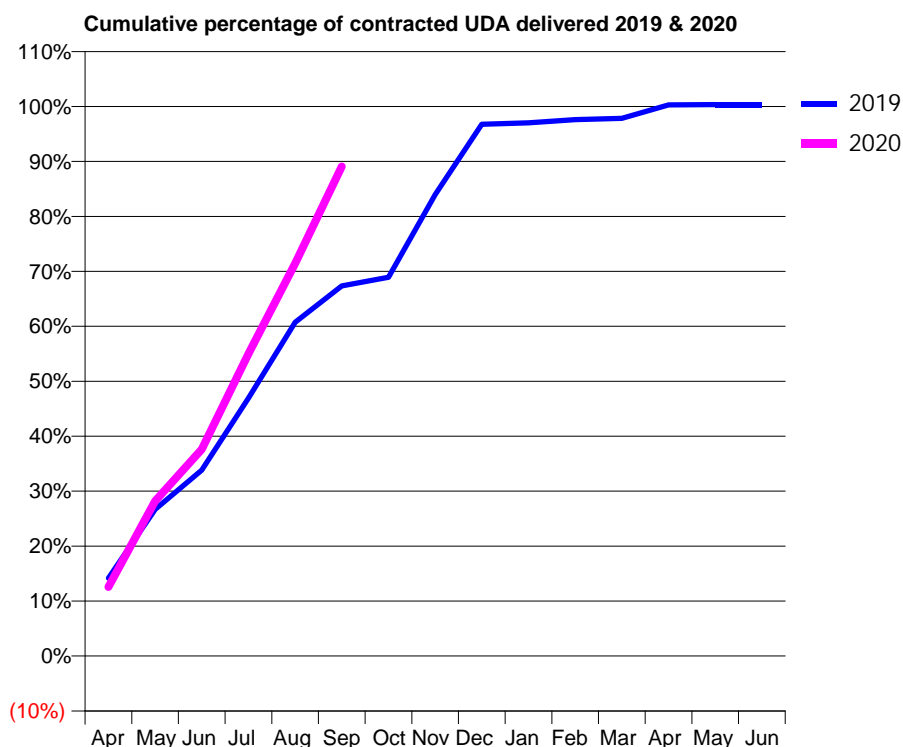
19/20 Contracted general activity (UDA)	8,791
Carry forward general activity (UDA)	-29
19/20 Contracted orthodontic activity (UOA)	2,964
Carry forward orthodontic activity (UOA)	657
Baseline contract value	£427,300.77

### ACCESS\*

Patients seen in 24 months	Total	Change since previous quarter
Quarter ending September 2018	3,129	
Quarter ending December 2018	3,076	↓
Quarter ending March 2019	2,478	↓
Quarter ending June 2019	2,943	↑
Quarter ending September 2019	3,605	↑
<b>Variance since September 2018</b>	<b>15.2%</b>	<b>↑</b>



### ACTIVITY



Month	Adjusted Scheduled Activity (UDA)	
	2019	2020
April	1,245	1,106
May	2,348	2,479
June	2,976	3,307
July	4,127	4,836
August	5,338	6,282
September	5,921	7,831
October	6,057	
November	7,381	
December	8,507	
January	8,529	
February	8,579	
March	8,600	
April	8,815	
May	8,821	
June	8,820	

### QUALITY

	Quantity	Base Number	Contract	AT	Region	England
% of FP17s for the same patient ID Re-attending within 3 months - Children	53	1,063	5.0%	9.9%	11.3%	11.5%
% of FP17s for the same patient ID Re-attending within 3 months - Adults	170	1,641	10.4%	14.4%	14.7%	15.4%
% of FP17s for the same patient ID Re-attending between 3 & 9 months - Children	187	1,063	17.6%	53.5%	60.8%	59.7%
% of FP17s for the same patient ID Re-attending between 3 & 9 months - Adults	231	1,641	14.1%	48.5%	52.8%	51.7%
% of FP17s for Band 1 Urgent Courses	226	2,499	9.0%	8.3%	8.2%	9.2%
% of FP17s Relating to Free Repair or Replacements	1	2,499	0.0%	0.7%	0.7%	0.7%
% of FP17s Relating to Continuations	4	2,499	0.2%	0.7%	0.8%	0.8%
% of Patients satisfied with the dentistry they have received	0	0	N/A	92.9%	93.2%	93.5%
% of Patients satisfied with the time they had to wait for an appointment	0	0	N/A	91.6%	88.5%	87.4%

\* This is based on patients treated on this contract for their most recent course of treatment. Figures in italics indicate the base number of FP17s or Patient Questionnaire responses are less than 100. N/A is shown where the base number of responses is less than 10 during the period. % is calculated as Quantity/Base number\*100



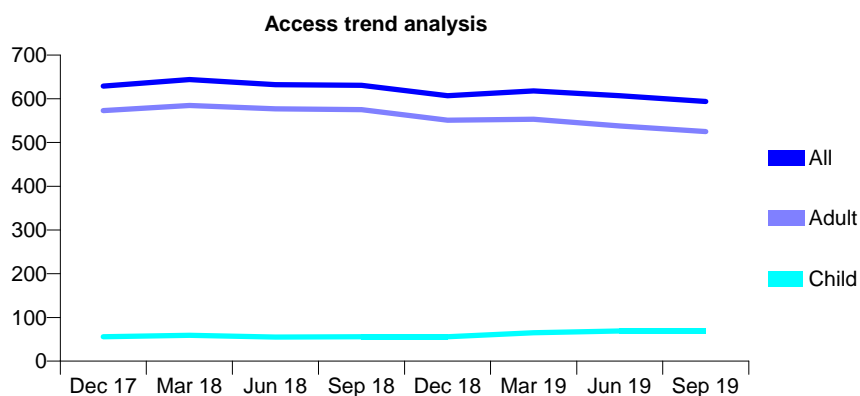
## Q54 - Vital Signs At a Glance Contract Report for 325708/0003 - September 2019

Name or company name	Balbir S Bhandal, Amrik S Bhandal & Baljit
Contract type name	GDS Contract
Purpose of contract	General
Contract start date	01/04/2006
Contract end date	

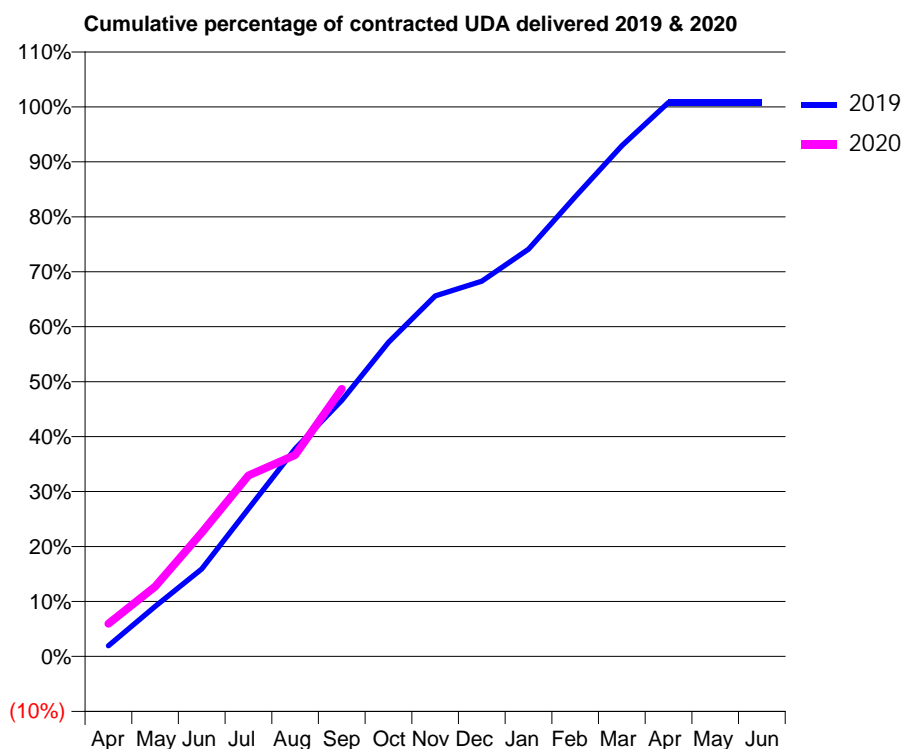
19/20 Contracted general activity (UDA)	1,823
Carry forward general activity (UDA)	-15
19/20 Contracted orthodontic activity (UOA)	0
Carry forward orthodontic activity (UOA)	0
Baseline contract value	£42,922.50

### ACCESS\*

Patients seen in 24 months	Total	Change since previous quarter
Quarter ending September 2018	631	
Quarter ending December 2018	607	↓
Quarter ending March 2019	618	→
Quarter ending June 2019	607	↓
Quarter ending September 2019	594	↓
<b>Variance since September 2018</b>	<b>(5.9%)</b>	<b>↓</b>



### ACTIVITY



Month	2019	2020
April	35	109
May	166	232
June	290	411
July	490	600
August	689	668
September	849	887
October	1,042	
November	1,196	
December	1,245	
January	1,351	
February	1,525	
March	1,694	
April	1,838	
May	1,838	
June	1,838	

### QUALITY

	Quantity	Base Number	Contract	AT	Region	England
% of FP17s for the same patient ID Re-attending within 3 months - Children	0	40	0.0%	9.9%	11.3%	11.5%
% of FP17s for the same patient ID Re-attending within 3 months - Adults	19	311	6.1%	14.4%	14.7%	15.4%
% of FP17s for the same patient ID Re-attending between 3 & 9 months - Children	16	40	40.0%	53.5%	60.8%	59.7%
% of FP17s for the same patient ID Re-attending between 3 & 9 months - Adults	158	311	50.8%	48.5%	52.8%	51.7%
% of FP17s for Band 1 Urgent Courses	32	308	10.4%	8.3%	8.2%	9.2%
% of FP17s Relating to Free Repair or Replacements	1	308	0.3%	0.7%	0.7%	0.7%
% of FP17s Relating to Continuations	0	308	0.0%	0.7%	0.8%	0.8%
% of Patients satisfied with the dentistry they have received	0	0	N/A	92.9%	93.2%	93.5%
% of Patients satisfied with the time they had to wait for an appointment	0	0	N/A	91.6%	88.5%	87.4%

\* This is based on patients treated on this contract for their most recent course of treatment. Figures in italics indicate the base number of FP17s or Patient Questionnaire responses are less than 100. N/A is shown where the base number of responses is less than 10 during the period. % is calculated as Quantity/Base number\*100

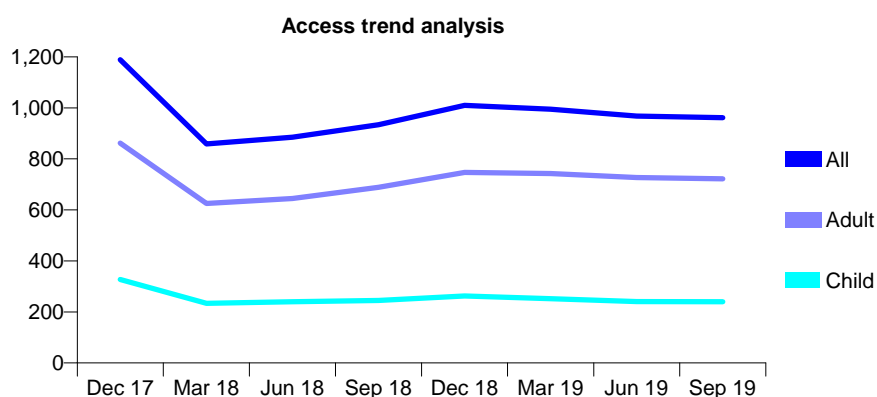
## Q54 - Vital Signs At a Glance Contract Report for 325708/0004 - September 2019

Name or company name	Balbir S Bhandal, Amrik S Bhandal & Baljit
Contract type name	GDS Contract
Purpose of contract	General
Contract start date	01/04/2006
Contract end date	

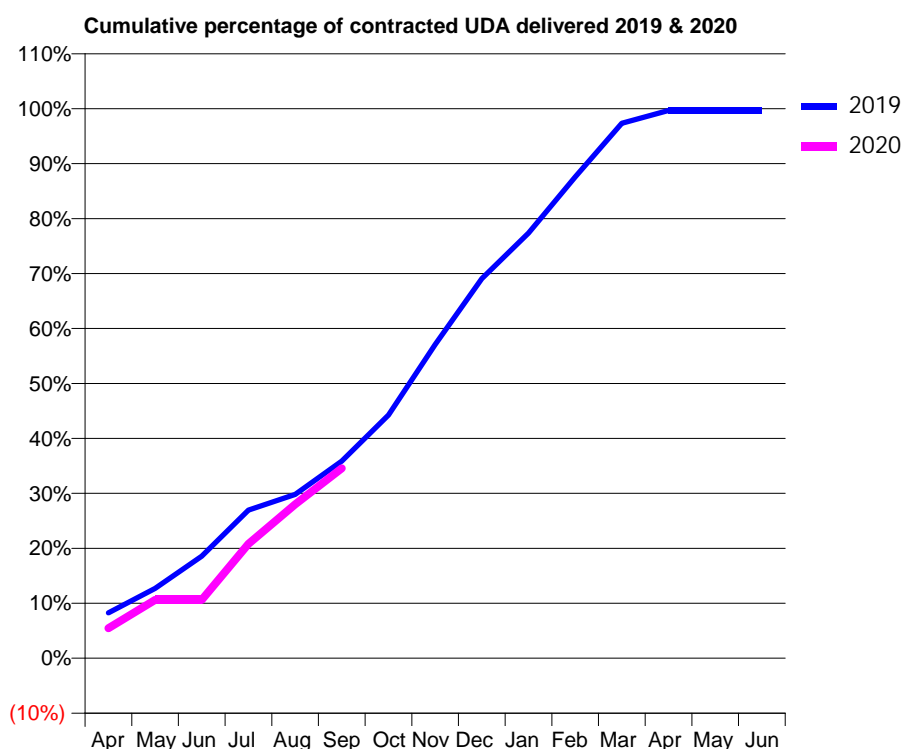
19/20 Contracted general activity (UDA)	4,086
Carry forward general activity (UDA)	13
19/20 Contracted orthodontic activity (UOA)	0
Carry forward orthodontic activity (UOA)	0
Baseline contract value	£102,583.60

### ACCESS\*

Patients seen in 24 months	Total	Change since previous quarter
Quarter ending September 2018	934	
Quarter ending December 2018	1,010	↑
Quarter ending March 2019	995	↓
Quarter ending June 2019	968	↓
Quarter ending September 2019	962	→
<b>Variance since September 2018</b>	<b>3.0%</b>	<b>↑</b>



### ACTIVITY



Month	2019	2020
April	338	223
May	519	434
June	759	434
July	1,101	851
August	1,218	1,145
September	1,466	1,412
October	1,808	
November	2,333	
December	2,823	
January	3,162	
February	3,579	
March	3,978	
April	4,073	
May	4,073	
June	4,073	

### QUALITY

	Quantity	Base Number	Contract	AT	Region	England
% of FP17s for the same patient ID Re-attending within 3 months - Children	11	158	7.0%	9.9%	11.3%	11.5%
% of FP17s for the same patient ID Re-attending within 3 months - Adults	40	390	10.3%	14.4%	14.7%	15.4%
% of FP17s for the same patient ID Re-attending between 3 & 9 months - Children	85	158	53.8%	53.5%	60.8%	59.7%
% of FP17s for the same patient ID Re-attending between 3 & 9 months - Adults	179	390	45.9%	48.5%	52.8%	51.7%
% of FP17s for Band 1 Urgent Courses	31	529	5.9%	8.3%	8.2%	9.2%
% of FP17s Relating to Free Repair or Replacements	3	529	0.6%	0.7%	0.7%	0.7%
% of FP17s Relating to Continuations	1	529	0.2%	0.7%	0.8%	0.8%
% of Patients satisfied with the dentistry they have received	0	0	N/A	92.9%	93.2%	93.5%
% of Patients satisfied with the time they had to wait for an appointment	0	0	N/A	91.6%	88.5%	87.4%

\* This is based on patients treated on this contract for their most recent course of treatment.

Figures in italics indicate the base number of FP17s or Patient Questionnaire responses are less than 100. N/A is shown where the base number of responses is less than 10 during the period. % is calculated as Quantity/Base number\*100

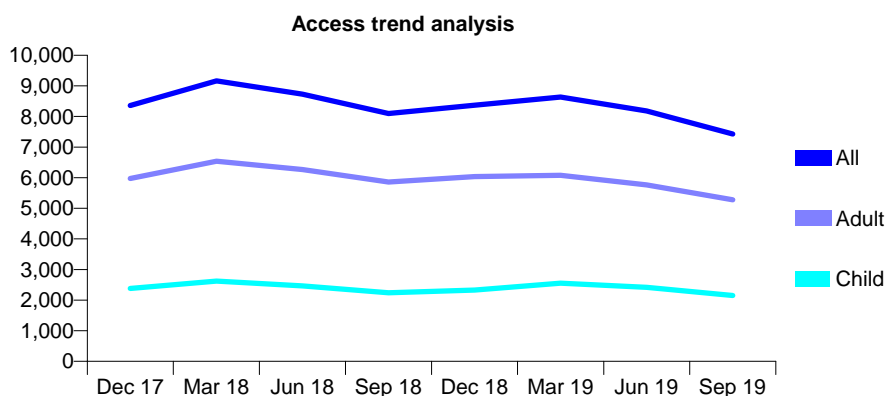
## Q54 - Vital Signs At a Glance Contract Report for 325708/0005 - September 2019

Name or company name	Balbir S Bhandal, Amrik S Bhandal & Baljit
Contract type name	GDS Contract
Purpose of contract	General
Contract start date	01/04/2006
Contract end date	

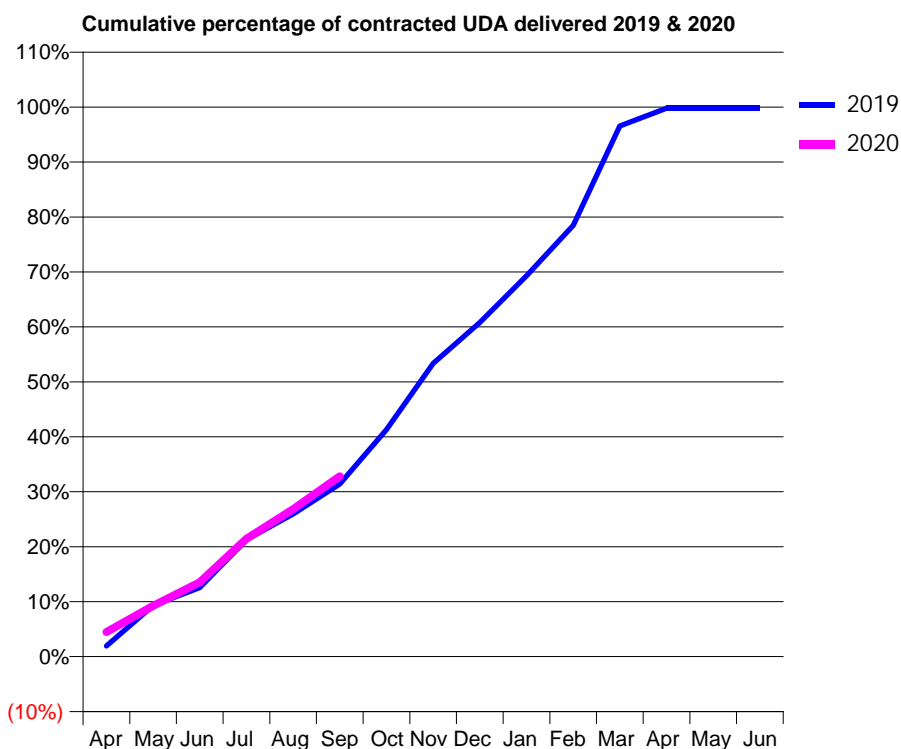
19/20 Contracted general activity (UDA)	25,351
Carry forward general activity (UDA)	49
19/20 Contracted orthodontic activity (UOA)	0
Carry forward orthodontic activity (UOA)	0
Baseline contract value	£638,515.59

### ACCESS\*

Patients seen in 24 months	Total	Change since previous quarter
Quarter ending September 2018	8,099	
Quarter ending December 2018	8,368	↑
Quarter ending March 2019	8,636	↑
Quarter ending June 2019	8,180	↓
Quarter ending September 2019	7,428	↓
<b>Variance since September 2018</b>	<b>(8.3%)</b>	<b>↓</b>



### ACTIVITY



Month	Adjusted Scheduled Activity (UDA)	
	2019	2020
April	495	1,135
May	2,357	2,348
June	3,183	3,431
July	5,390	5,444
August	6,582	6,799
September	7,964	8,322
October	10,473	
November	13,533	
December	15,413	
January	17,568	
February	19,891	
March	24,474	
April	25,296	
May	25,302	
June	25,302	

### QUALITY

	Quantity	Base Number	Contract	AT	Region	England
% of FP17s for the same patient ID Re-attending within 3 months - Children	44	1,014	4.3%	9.9%	11.3%	11.5%
% of FP17s for the same patient ID Re-attending within 3 months - Adults	199	2,362	8.4%	14.4%	14.7%	15.4%
% of FP17s for the same patient ID Re-attending between 3 & 9 months - Children	388	1,014	38.3%	53.5%	60.8%	59.7%
% of FP17s for the same patient ID Re-attending between 3 & 9 months - Adults	929	2,362	39.3%	48.5%	52.8%	51.7%
% of FP17s for Band 1 Urgent Courses	290	3,075	9.4%	8.3%	8.2%	9.2%
% of FP17s Relating to Free Repair or Replacements	27	3,075	0.9%	0.7%	0.7%	0.7%
% of FP17s Relating to Continuations	34	3,075	1.1%	0.7%	0.8%	0.8%
% of Patients satisfied with the dentistry they have received	2	2	N/A	92.9%	93.2%	93.5%
% of Patients satisfied with the time they had to wait for an appointment	2	2	N/A	91.6%	88.5%	87.4%

\* This is based on patients treated on this contract for their most recent course of treatment. Figures in italics indicate the base number of FP17s or Patient Questionnaire responses are less than 100. N/A is shown where the base number of responses is less than 10 during the period. % is calculated as Quantity/Base number\*100

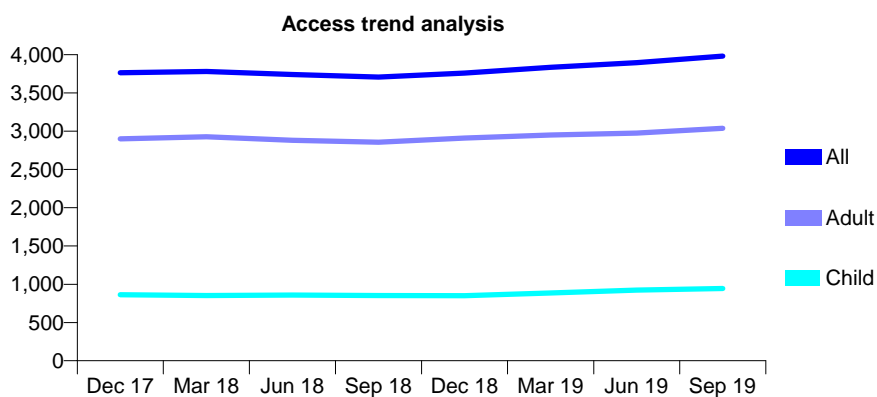
## Q54 - Vital Signs At a Glance Contract Report for 325708/0007 - September 2019

Name or company name	Balbir S Bhandal, Amrik S Bhandal & Baljit
Contract type name	GDS Contract
Purpose of contract	General
Contract start date	01/04/2006
Contract end date	

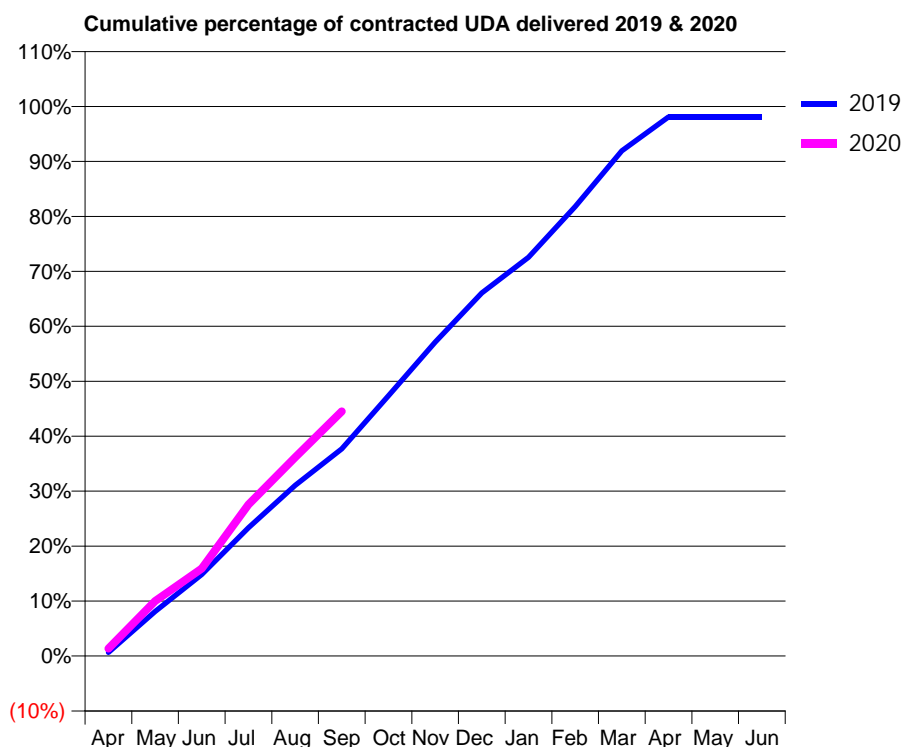
19/20 Contracted general activity (UDA)	14,484
Carry forward general activity (UDA)	273
19/20 Contracted orthodontic activity (UOA)	0
Carry forward orthodontic activity (UOA)	0
Baseline contract value	£430,571.59

### ACCESS\*

Patients seen in 24 months	Total	Change since previous quarter
Quarter ending September 2018	3,707	
Quarter ending December 2018	3,759	→
Quarter ending March 2019	3,836	↑
Quarter ending June 2019	3,897	→
Quarter ending September 2019	3,982	↑
<b>Variance since September 2018</b>	<b>7.4%</b>	<b>↑</b>



### ACTIVITY



Month	Adjusted Scheduled Activity (UDA)	
	2019	2020
April	96	196
May	1,176	1,449
June	2,149	2,308
July	3,379	3,992
August	4,500	5,238
September	5,460	6,449
October	6,860	
November	8,277	
December	9,567	
January	10,507	
February	11,846	
March	13,314	
April	14,209	
May	14,209	
June	14,210	

### QUALITY

	Quantity	Base Number	Contract	AT	Region	England
% of FP17s for the same patient ID Re-attending within 3 months - Children	47	660	7.1%	9.9%	11.3%	11.5%
% of FP17s for the same patient ID Re-attending within 3 months - Adults	281	2,116	13.3%	14.4%	14.7%	15.4%
% of FP17s for the same patient ID Re-attending between 3 & 9 months - Children	308	660	46.7%	53.5%	60.8%	59.7%
% of FP17s for the same patient ID Re-attending between 3 & 9 months - Adults	1,038	2,116	49.1%	48.5%	52.8%	51.7%
% of FP17s for Band 1 Urgent Courses	97	2,547	3.8%	8.3%	8.2%	9.2%
% of FP17s Relating to Free Repair or Replacements	5	2,547	0.2%	0.7%	0.7%	0.7%
% of FP17s Relating to Continuations	30	2,547	1.2%	0.7%	0.8%	0.8%
% of Patients satisfied with the dentistry they have received	1	1	N/A	92.9%	93.2%	93.5%
% of Patients satisfied with the time they had to wait for an appointment	1	1	N/A	91.6%	88.5%	87.4%

\* This is based on patients treated on this contract for their most recent course of treatment. Figures in italics indicate the base number of FP17s or Patient Questionnaire responses are less than 100. N/A is shown where the base number of responses is less than 10 during the period. % is calculated as Quantity/Base number\*100

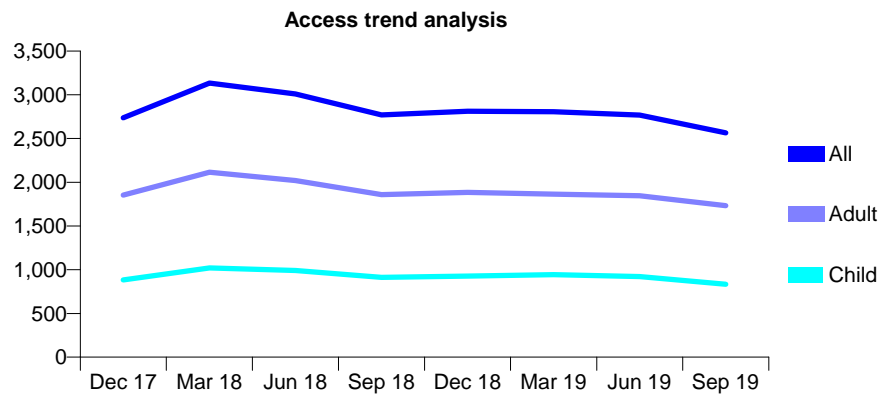
## Q54 - Vital Signs At a Glance Contract Report for 325708/0008 - September 2019

Name or company name	Balbir S Bhandal, Amrik S Bhandal & Baljit
Contract type name	GDS Contract
Purpose of contract	General
Contract start date	01/04/2006
Contract end date	

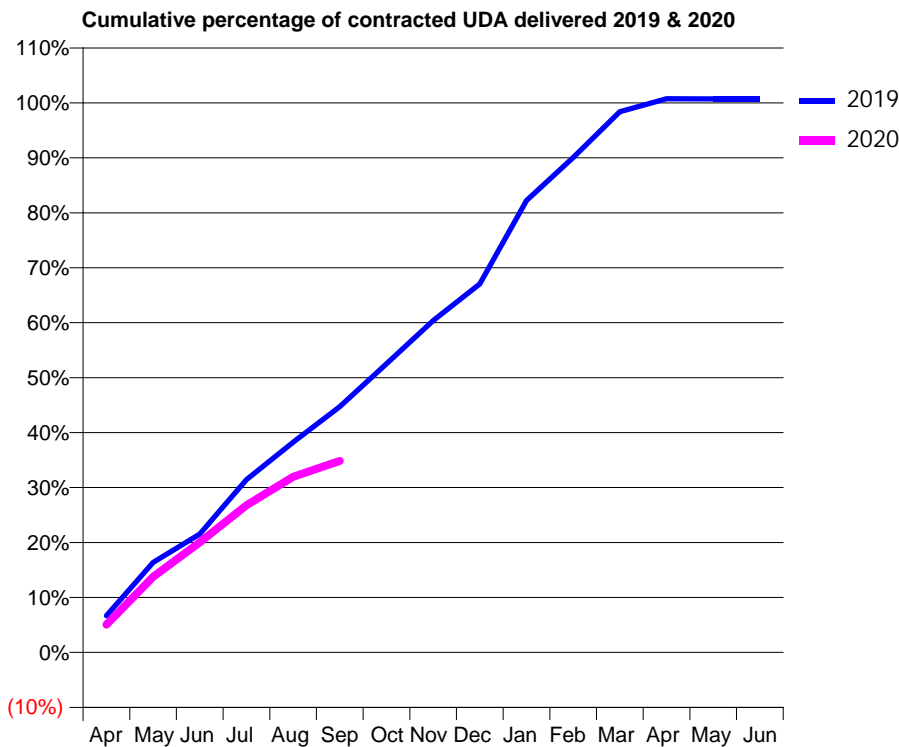
19/20 Contracted general activity (UDA)	7,249
Carry forward general activity (UDA)	-51
19/20 Contracted orthodontic activity (UOA)	0
Carry forward orthodontic activity (UOA)	0
Baseline contract value	£187,218.06

### ACCESS\*

Patients seen in 24 months	Total	Change since previous quarter
Quarter ending September 2018	2,771	
Quarter ending December 2018	2,811	→
Quarter ending March 2019	2,807	→
Quarter ending June 2019	2,768	↓
Quarter ending September 2019	2,565	↓
<b>Variance since September 2018</b>	<b>(7.4%)</b>	<b>↓</b>



### ACTIVITY



Month	Adjusted Scheduled Activity (UDA)	
	2019	2020
April	485	367
May	1,189	999
June	1,561	1,452
July	2,279	1,941
August	2,773	2,318
September	3,241	2,526
October	3,808	
November	4,377	
December	4,862	
January	5,961	
February	6,529	
March	7,132	
April	7,303	
May	7,301	
June	7,301	

### QUALITY

	Quantity	Base Number	Contract	AT	Region	England
% of FP17s for the same patient ID Re-attending within 3 months - Children	12	402	3.0%	9.9%	11.3%	11.5%
% of FP17s for the same patient ID Re-attending within 3 months - Adults	24	704	3.4%	14.4%	14.7%	15.4%
% of FP17s for the same patient ID Re-attending between 3 & 9 months - Children	169	402	42.0%	53.5%	60.8%	59.7%
% of FP17s for the same patient ID Re-attending between 3 & 9 months - Adults	292	704	41.5%	48.5%	52.8%	51.7%
% of FP17s for Band 1 Urgent Courses	18	1,044	1.7%	8.3%	8.2%	9.2%
% of FP17s Relating to Free Repair or Replacements	6	1,044	0.6%	0.7%	0.7%	0.7%
% of FP17s Relating to Continuations	4	1,044	0.4%	0.7%	0.8%	0.8%
% of Patients satisfied with the dentistry they have received	1	1	N/A	92.9%	93.2%	93.5%
% of Patients satisfied with the time they had to wait for an appointment	1	1	N/A	91.6%	88.5%	87.4%

\* This is based on patients treated on this contract for their most recent course of treatment. Figures in italics indicate the base number of FP17s or Patient Questionnaire responses are less than 100. N/A is shown where the base number of responses is less than 10 during the period. % is calculated as Quantity/Base number\*100

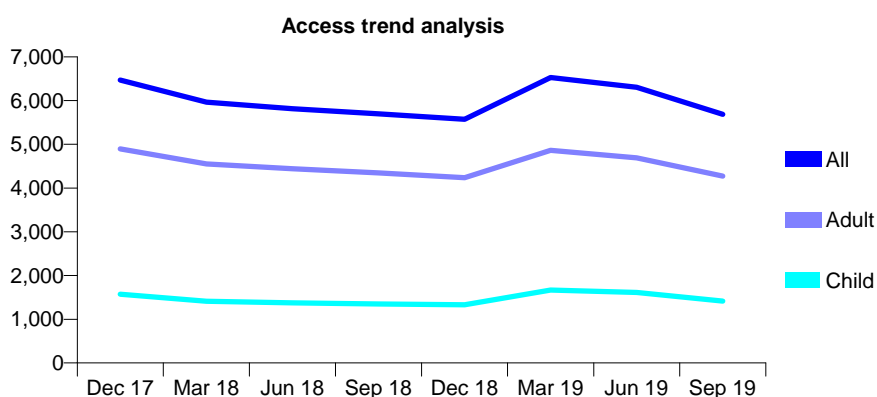
## Q54 - Vital Signs At a Glance Contract Report for 325708/0009 - September 2019

Name or company name	Balbir S Bhandal, Amrik S Bhandal & Baljit
Contract type name	GDS Contract
Purpose of contract	General
Contract start date	01/04/2006
Contract end date	

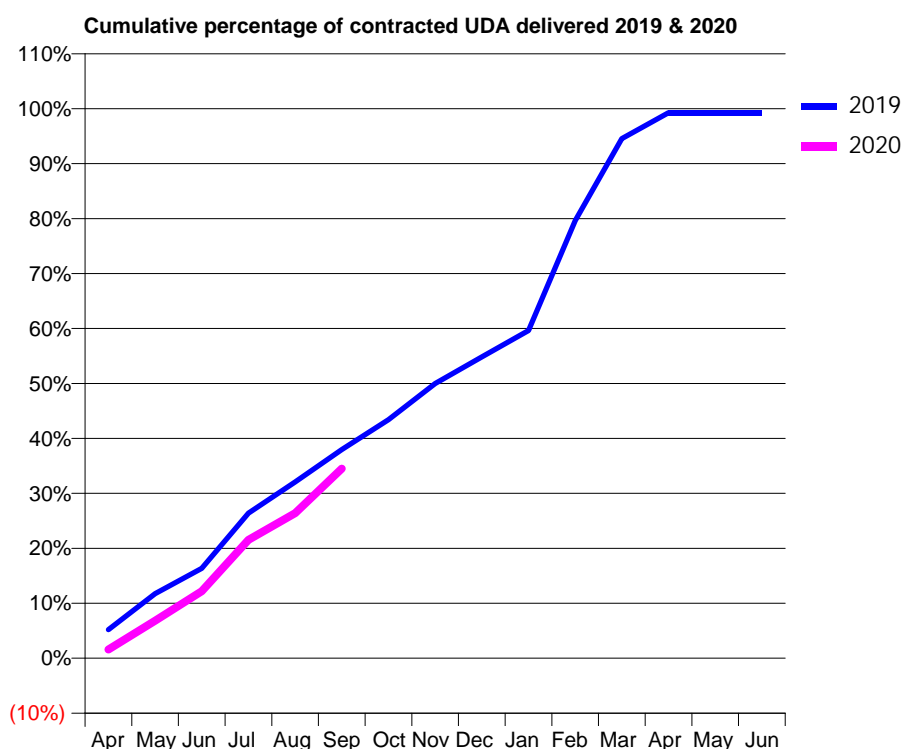
19/20 Contracted general activity (UDA)	19,521
Carry forward general activity (UDA)	144
19/20 Contracted orthodontic activity (UOA)	0
Carry forward orthodontic activity (UOA)	0
Baseline contract value	£496,104.32

### ACCESS\*

Patients seen in 24 months	Total	Change since previous quarter
Quarter ending September 2018	5,695	
Quarter ending December 2018	5,571	↓
Quarter ending March 2019	6,530	↑
Quarter ending June 2019	6,302	↓
Quarter ending September 2019	5,687	↓
<b>Variance since September 2018</b>	<b>(0.1%)</b>	→



### ACTIVITY



Month	2019	2020
April	1,017	312
May	2,296	1,331
June	3,194	2,378
July	5,154	4,202
August	6,262	5,157
September	7,413	6,732
October	8,474	
November	9,760	
December	10,703	
January	11,640	
February	15,547	
March	18,460	
April	19,379	
May	19,376	
June	19,376	

### QUALITY

	Quantity	Base Number	Contract	AT	Region	England
% of FP17s for the same patient ID Re-attending within 3 months - Children	34	698	4.9%	9.9%	11.3%	11.5%
% of FP17s for the same patient ID Re-attending within 3 months - Adults	285	2,297	12.4%	14.4%	14.7%	15.4%
% of FP17s for the same patient ID Re-attending between 3 & 9 months - Children	328	698	47.0%	53.5%	60.8%	59.7%
% of FP17s for the same patient ID Re-attending between 3 & 9 months - Adults	1,053	2,297	45.8%	48.5%	52.8%	51.7%
% of FP17s for Band 1 Urgent Courses	158	2,722	5.8%	8.3%	8.2%	9.2%
% of FP17s Relating to Free Repair or Replacements	36	2,722	1.3%	0.7%	0.7%	0.7%
% of FP17s Relating to Continuations	11	2,722	0.4%	0.7%	0.8%	0.8%
% of Patients satisfied with the dentistry they have received	0	1	N/A	92.9%	93.2%	93.5%
% of Patients satisfied with the time they had to wait for an appointment	0	1	N/A	91.6%	88.5%	87.4%

\* This is based on patients treated on this contract for their most recent course of treatment.

Figures in italics indicate the base number of FP17s or Patient Questionnaire responses are less than 100. N/A is shown where the base number of responses is less than 10 during the period. % is calculated as Quantity/Base number\*100

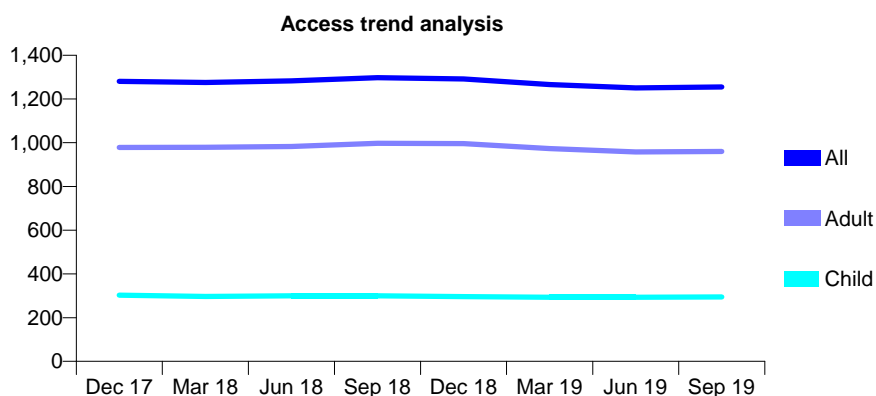
## Q54 - Vital Signs At a Glance Contract Report for 325708/0012 - September 2019

Name or company name	Balbir S Bhandal, Amrik S Bhandal & Baljit
Contract type name	GDS Contract
Purpose of contract	General
Contract start date	01/04/2006
Contract end date	

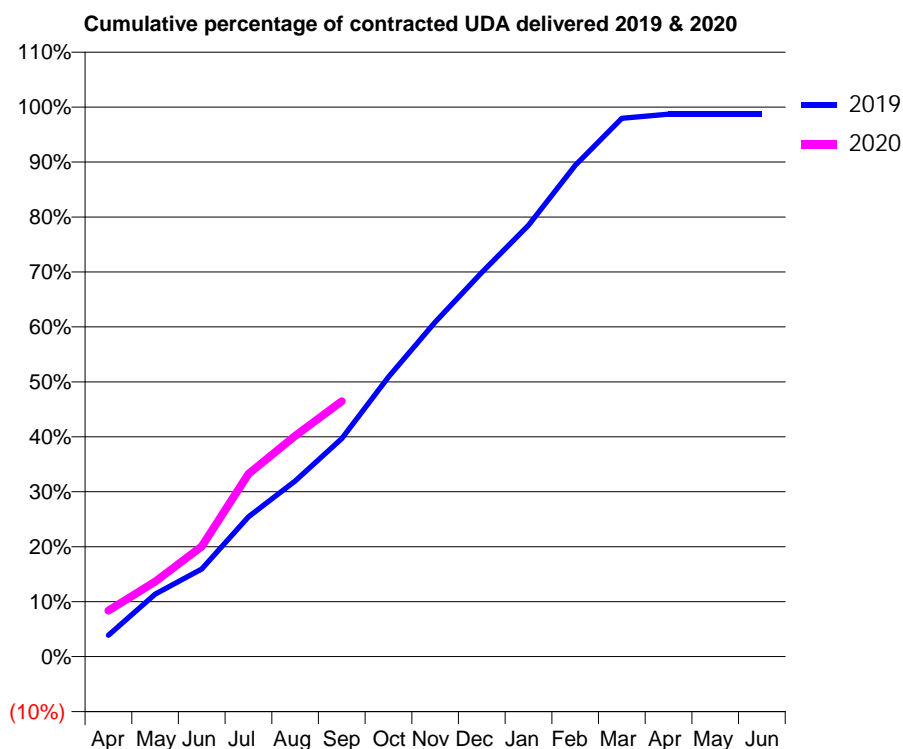
19/20 Contracted general activity (UDA)	3,593
Carry forward general activity (UDA)	46
19/20 Contracted orthodontic activity (UOA)	0
Carry forward orthodontic activity (UOA)	0
Baseline contract value	£104,196.94

### ACCESS\*

Patients seen in 24 months	Total	Change since previous quarter
Quarter ending September 2018	1,297	
Quarter ending December 2018	1,292	→
Quarter ending March 2019	1,266	↓
Quarter ending June 2019	1,251	↓
Quarter ending September 2019	1,255	→
<b>Variance since September 2018</b>	<b>(3.2%)</b>	<b>↓</b>



### ACTIVITY



Month	Adjusted Scheduled Activity (UDA)	
	2019	2020
April	140	301
May	408	491
June	574	720
July	915	1,194
August	1,149	1,444
September	1,426	1,670
October	1,829	
November	2,187	
December	2,512	
January	2,820	
February	3,211	
March	3,519	
April	3,546	
May	3,546	
June	3,546	

### QUALITY

	Quantity	Base Number	Contract	AT	Region	England
% of FP17s for the same patient ID Re-attending within 3 months - Children	3	139	2.2%	9.9%	11.3%	11.5%
% of FP17s for the same patient ID Re-attending within 3 months - Adults	24	459	5.2%	14.4%	14.7%	15.4%
% of FP17s for the same patient ID Re-attending between 3 & 9 months - Children	60	139	43.2%	53.5%	60.8%	59.7%
% of FP17s for the same patient ID Re-attending between 3 & 9 months - Adults	166	459	36.2%	48.5%	52.8%	51.7%
% of FP17s for Band 1 Urgent Courses	68	595	11.4%	8.3%	8.2%	9.2%
% of FP17s Relating to Free Repair or Replacements	2	595	0.3%	0.7%	0.7%	0.7%
% of FP17s Relating to Continuations	4	595	0.7%	0.7%	0.8%	0.8%
% of Patients satisfied with the dentistry they have received	1	1	N/A	92.9%	93.2%	93.5%
% of Patients satisfied with the time they had to wait for an appointment	1	1	N/A	91.6%	88.5%	87.4%

\* This is based on patients treated on this contract for their most recent course of treatment. Figures in italics indicate the base number of FP17s or Patient Questionnaire responses are less than 100. N/A is shown where the base number of responses is less than 10 during the period. % is calculated as Quantity/Base number\*100

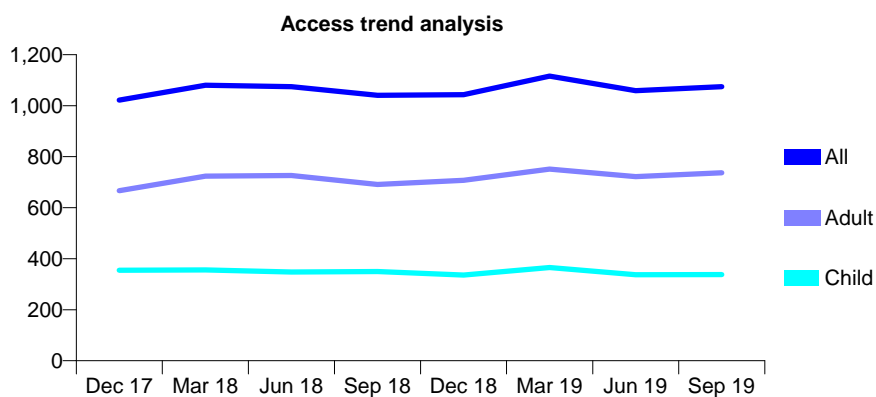
## Q54 - Vital Signs At a Glance Contract Report for 325708/0013 - September 2019

Name or company name	Balbir S Bhandal, Amrik S Bhandal & Baljit
Contract type name	GDS Contract
Purpose of contract	General
Contract start date	01/04/2006
Contract end date	

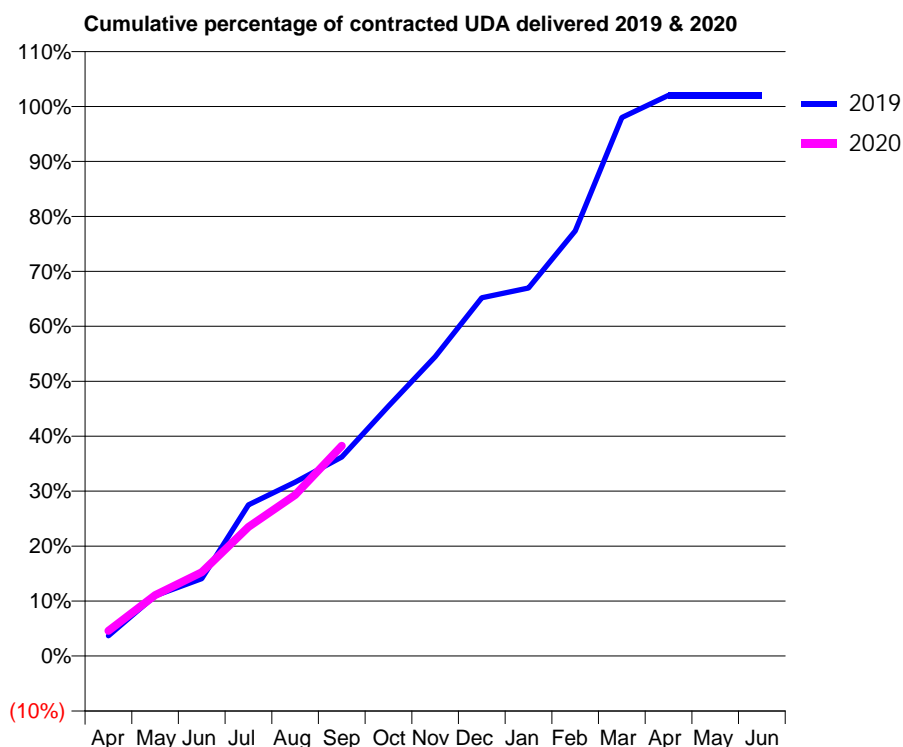
19/20 Contracted general activity (UDA)	3,124
Carry forward general activity (UDA)	-62
19/20 Contracted orthodontic activity (UOA)	0
Carry forward orthodontic activity (UOA)	0
Baseline contract value	£75,255.80

### ACCESS\*

Patients seen in 24 months	Total	Change since previous quarter
Quarter ending September 2018	1,041	
Quarter ending December 2018	1,043	→
Quarter ending March 2019	1,116	↑
Quarter ending June 2019	1,059	↓
Quarter ending September 2019	1,075	→
<b>Variance since September 2018</b>	<b>3.3%</b>	<b>↑</b>



### ACTIVITY



Month	Adjusted Scheduled Activity (UDA)	
	2019	2020
April	115	143
May	342	346
June	440	477
July	859	734
August	989	915
September	1,132	1,195
October	1,421	
November	1,702	
December	2,037	
January	2,092	
February	2,417	
March	3,061	
April	3,188	
May	3,188	
June	3,188	

### QUALITY

	Quantity	Base Number	Contract	AT	Region	England
% of FP17s for the same patient ID Re-attending within 3 months - Children	3	130	2.3%	9.9%	11.3%	11.5%
% of FP17s for the same patient ID Re-attending within 3 months - Adults	30	299	10.0%	14.4%	14.7%	15.4%
% of FP17s for the same patient ID Re-attending between 3 & 9 months - Children	54	130	41.5%	53.5%	60.8%	59.7%
% of FP17s for the same patient ID Re-attending between 3 & 9 months - Adults	88	299	29.4%	48.5%	52.8%	51.7%
% of FP17s for Band 1 Urgent Courses	22	405	5.4%	8.3%	8.2%	9.2%
% of FP17s Relating to Free Repair or Replacements	0	405	0.0%	0.7%	0.7%	0.7%
% of FP17s Relating to Continuations	1	405	0.2%	0.7%	0.8%	0.8%
% of Patients satisfied with the dentistry they have received	0	0	N/A	92.9%	93.2%	93.5%
% of Patients satisfied with the time they had to wait for an appointment	0	0	N/A	91.6%	88.5%	87.4%

\* This is based on patients treated on this contract for their most recent course of treatment. Figures in italics indicate the base number of FP17s or Patient Questionnaire responses are less than 100. N/A is shown where the base number of responses is less than 10 during the period. % is calculated as Quantity/Base number\*100



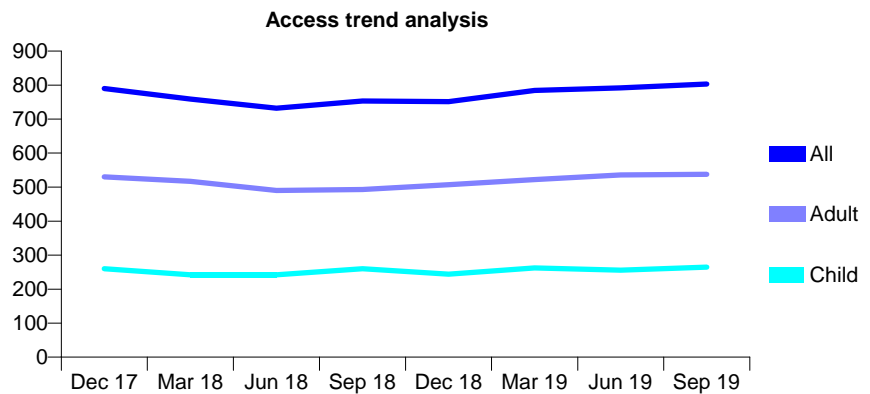
## Q54 - Vital Signs At a Glance Contract Report for 325708/0015 - September 2019

Name or company name	Balbir S Bhandal, Amrik S Bhandal & Baljit
Contract type name	GDS Contract
Purpose of contract	General
Contract start date	01/04/2006
Contract end date	

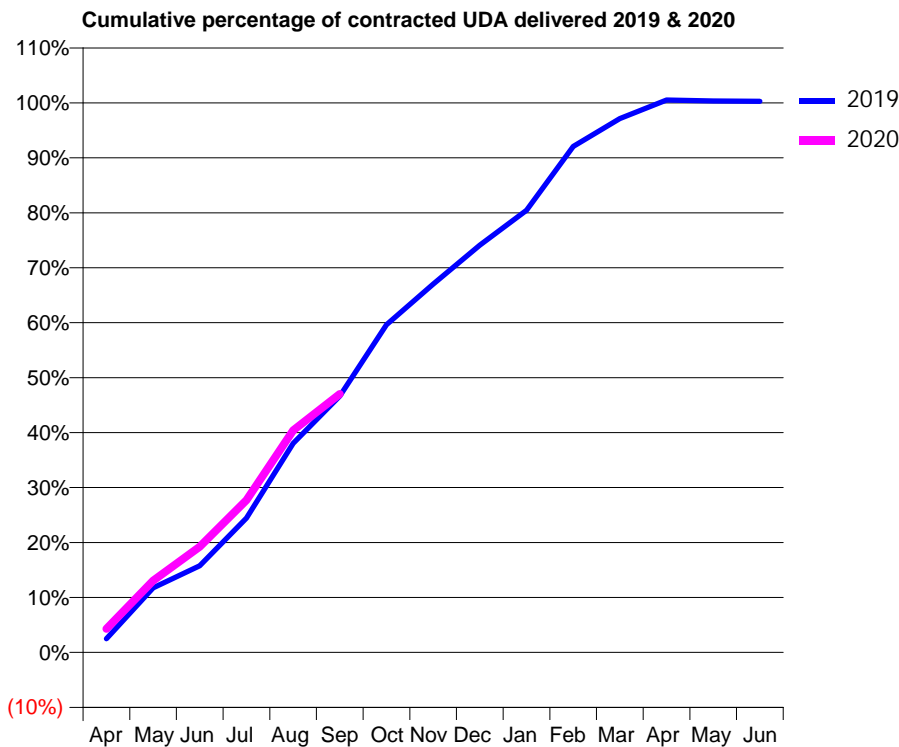
19/20 Contracted general activity (UDA)	1,930
Carry forward general activity (UDA)	-5
19/20 Contracted orthodontic activity (UOA)	0
Carry forward orthodontic activity (UOA)	0
Baseline contract value	£52,507.95

### ACCESS\*

Patients seen in 24 months	Total	Change since previous quarter
Quarter ending September 2018	753	
Quarter ending December 2018	751	→
Quarter ending March 2019	784	↑
Quarter ending June 2019	792	→
Quarter ending September 2019	803	→
<b>Variance since September 2018</b>	<b>6.6%</b>	<b>↑</b>



### ACTIVITY



Month	2019	2020
April	48	83
May	227	252
June	304	371
July	472	535
August	734	780
September	901	907
October	1,151	
November	1,294	
December	1,430	
January	1,553	
February	1,777	
March	1,875	
April	1,940	
May	1,937	
June	1,936	

### QUALITY

	Quantity	Base Number	Contract	AT	Region	England
% of FP17s for the same patient ID Re-attending within 3 months - Children	0	131	0.0%	9.9%	11.3%	11.5%
% of FP17s for the same patient ID Re-attending within 3 months - Adults	1	272	0.4%	14.4%	14.7%	15.4%
% of FP17s for the same patient ID Re-attending between 3 & 9 months - Children	49	131	37.4%	53.5%	60.8%	59.7%
% of FP17s for the same patient ID Re-attending between 3 & 9 months - Adults	111	272	40.8%	48.5%	52.8%	51.7%
% of FP17s for Band 1 Urgent Courses	1	385	0.3%	8.3%	8.2%	9.2%
% of FP17s Relating to Free Repair or Replacements	0	385	0.0%	0.7%	0.7%	0.7%
% of FP17s Relating to Continuations	0	385	0.0%	0.7%	0.8%	0.8%
% of Patients satisfied with the dentistry they have received	0	0	N/A	92.9%	93.2%	93.5%
% of Patients satisfied with the time they had to wait for an appointment	0	0	N/A	91.6%	88.5%	87.4%

\* This is based on patients treated on this contract for their most recent course of treatment. Figures in italics indicate the base number of FP17s or Patient Questionnaire responses are less than 100. N/A is shown where the base number of responses is less than 10 during the period. % is calculated as Quantity/Base number\*100

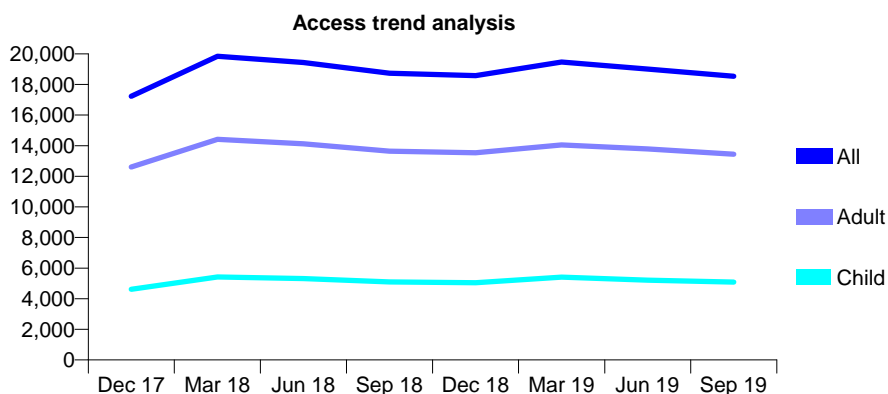
## Q54 - Vital Signs At a Glance Contract Report for 325708/0016 - September 2019

Name or company name	Balbir S Bhandal, Amrik S Bhandal & Baljit
Contract type name	GDS Contract
Purpose of contract	General and Orthodontic
Contract start date	01/04/2006
Contract end date	

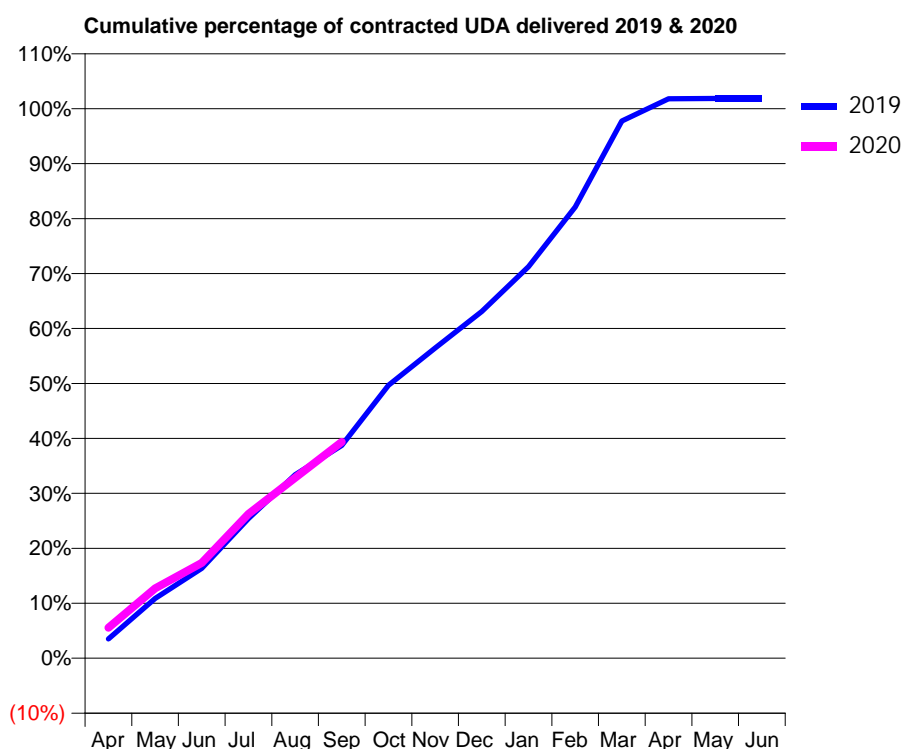
19/20 Contracted general activity (UDA)	57,385
Carry forward general activity (UDA)	-1,062
19/20 Contracted orthodontic activity (UOA)	5,152
Carry forward orthodontic activity (UOA)	66
Baseline contract value	£1,912,996.59

### ACCESS\*

Patients seen in 24 months	Total	Change since previous quarter
Quarter ending September 2018	18,733	
Quarter ending December 2018	18,578	→
Quarter ending March 2019	19,468	↑
Quarter ending June 2019	19,010	↓
Quarter ending September 2019	18,534	↓
<b>Variance since September 2018</b>	<b>(1.1%)</b>	<b>↓</b>



### ACTIVITY



Month	2019	2020
April	2,009	3,177
May	6,242	7,295
June	9,396	9,950
July	14,590	15,065
August	19,174	18,849
September	22,213	22,576
October	28,500	
November	32,394	
December	36,197	
January	40,881	
February	47,115	
March	56,106	
April	58,406	
May	58,447	
June	58,448	

### QUALITY

	Quantity	Base Number	Contract	AT	Region	England
% of FP17s for the same patient ID Re-attending within 3 months - Children	169	2,854	5.9%	9.9%	11.3%	11.5%
% of FP17s for the same patient ID Re-attending within 3 months - Adults	695	6,292	11.0%	14.4%	14.7%	15.4%
% of FP17s for the same patient ID Re-attending between 3 & 9 months - Children	1,175	2,854	41.2%	53.5%	60.8%	59.7%
% of FP17s for the same patient ID Re-attending between 3 & 9 months - Adults	2,164	6,292	34.4%	48.5%	52.8%	51.7%
% of FP17s for Band 1 Urgent Courses	925	8,037	11.5%	8.3%	8.2%	9.2%
% of FP17s Relating to Free Repair or Replacements	76	8,037	0.9%	0.7%	0.7%	0.7%
% of FP17s Relating to Continuations	44	8,037	0.5%	0.7%	0.8%	0.8%
% of Patients satisfied with the dentistry they have received	10	10	100.0%	92.9%	93.2%	93.5%
% of Patients satisfied with the time they had to wait for an appointment	10	10	100.0%	91.6%	88.5%	87.4%

\* This is based on patients treated on this contract for their most recent course of treatment.

Figures in italics indicate the base number of FP17s or Patient Questionnaire responses are less than 100. N/A is shown where the base number of responses is less than 10 during the period. % is calculated as Quantity/Base number\*100

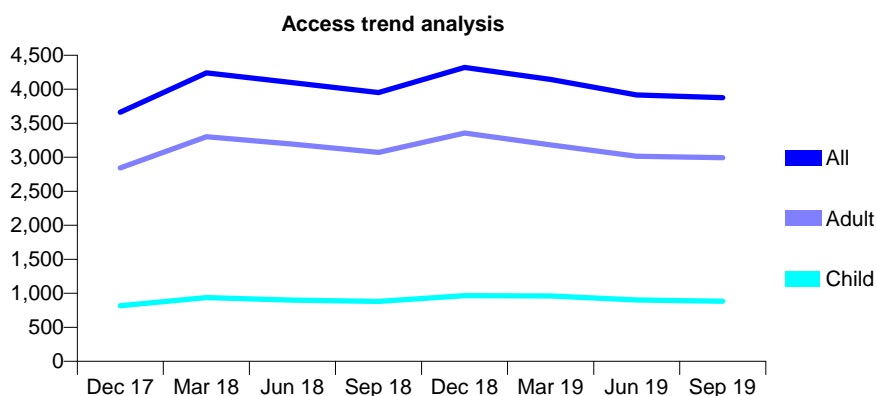
## Q54 - Vital Signs At a Glance Contract Report for 325708/0017 - September 2019

Name or company name	Balbir S Bhandal, Amrik S Bhandal & Baljit
Contract type name	GDS Contract
Purpose of contract	General
Contract start date	01/04/2006
Contract end date	

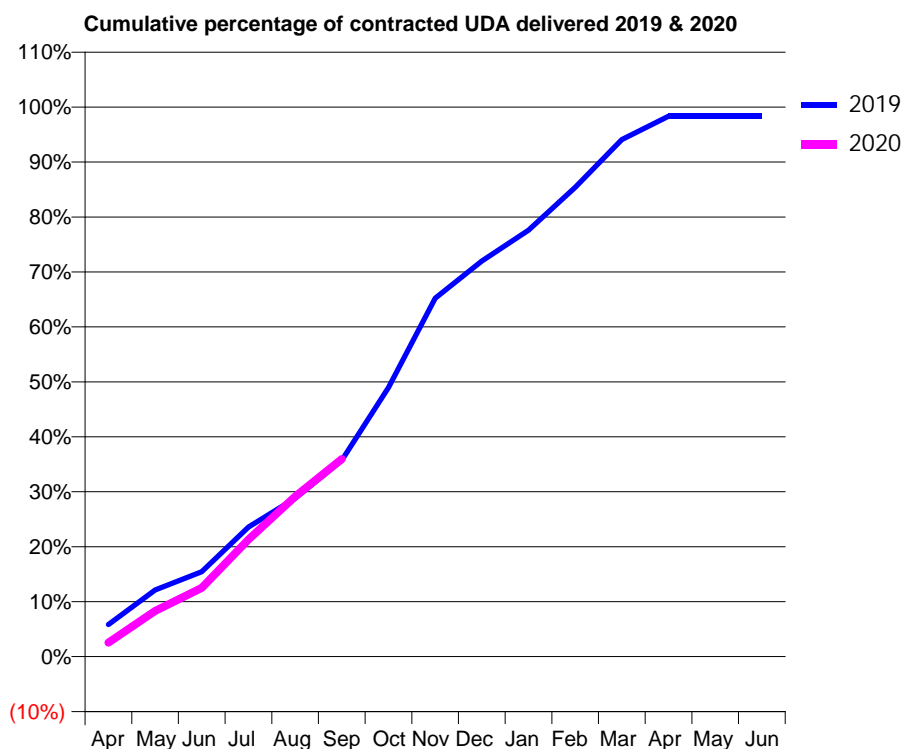
19/20 Contracted general activity (UDA)	11,857
Carry forward general activity (UDA)	200
19/20 Contracted orthodontic activity (UOA)	0
Carry forward orthodontic activity (UOA)	0
Baseline contract value	£275,237.93

### ACCESS\*

Patients seen in 24 months	Total	Change since previous quarter
Quarter ending September 2018	3,952	
Quarter ending December 2018	4,320	↑
Quarter ending March 2019	4,144	↓
Quarter ending June 2019	3,917	↓
Quarter ending September 2019	3,877	↓
<b>Variance since September 2018</b>	<b>(1.9%)</b>	<b>↓</b>



### ACTIVITY



Month	Adjusted Scheduled Activity (UDA)	
	2019	2020
April	692	302
May	1,441	986
June	1,833	1,484
July	2,795	2,528
August	3,417	3,455
September	4,233	4,264
October	5,806	
November	7,731	
December	8,536	
January	9,202	
February	10,127	
March	11,153	
April	11,658	
May	11,657	
June	11,657	

### QUALITY

	Quantity	Base Number	Contract	AT	Region	England
% of FP17s for the same patient ID Re-attending within 3 months - Children	18	560	3.2%	9.9%	11.3%	11.5%
% of FP17s for the same patient ID Re-attending within 3 months - Adults	172	1,739	9.9%	14.4%	14.7%	15.4%
% of FP17s for the same patient ID Re-attending between 3 & 9 months - Children	279	560	49.8%	53.5%	60.8%	59.7%
% of FP17s for the same patient ID Re-attending between 3 & 9 months - Adults	874	1,739	50.3%	48.5%	52.8%	51.7%
% of FP17s for Band 1 Urgent Courses	109	2,107	5.2%	8.3%	8.2%	9.2%
% of FP17s Relating to Free Repair or Replacements	15	2,107	0.7%	0.7%	0.7%	0.7%
% of FP17s Relating to Continuations	16	2,107	0.8%	0.7%	0.8%	0.8%
% of Patients satisfied with the dentistry they have received	1	1	N/A	92.9%	93.2%	93.5%
% of Patients satisfied with the time they had to wait for an appointment	0	1	N/A	91.6%	88.5%	87.4%

\* This is based on patients treated on this contract for their most recent course of treatment. Figures in italics indicate the base number of FP17s or Patient Questionnaire responses are less than 100. N/A is shown where the base number of responses is less than 10 during the period. % is calculated as Quantity/Base number\*100

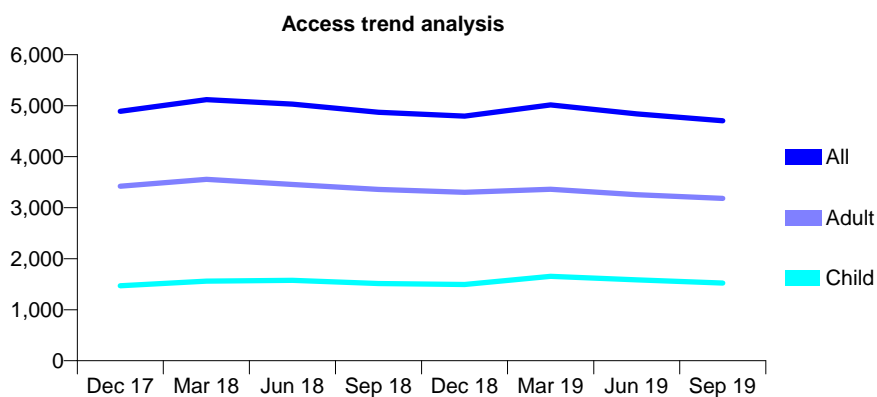
## Q54 - Vital Signs At a Glance Contract Report for 325708/0018 - September 2019

Name or company name	Balbir S Bhandal, Amrik S Bhandal & Baljit
Contract type name	GDS Contract
Purpose of contract	General and Orthodontic
Contract start date	01/04/2006
Contract end date	

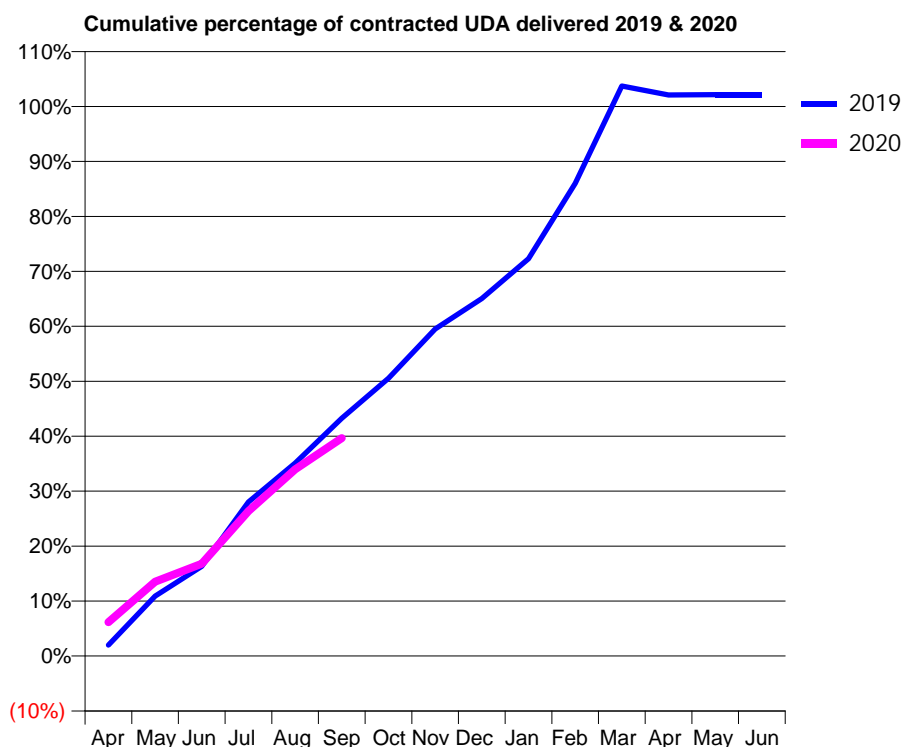
19/20 Contracted general activity (UDA)	13,769
Carry forward general activity (UDA)	-275
19/20 Contracted orthodontic activity (UOA)	172
Carry forward orthodontic activity (UOA)	4
Baseline contract value	£328,900.48

### ACCESS\*

Patients seen in 24 months	Total	Change since previous quarter
Quarter ending September 2018	4,871	
Quarter ending December 2018	4,795	↓
Quarter ending March 2019	5,016	↑
Quarter ending June 2019	4,841	↓
Quarter ending September 2019	4,705	↓
<b>Variance since September 2018</b>	<b>(3.4%)</b>	<b>↓</b>



### ACTIVITY



Month	Adjusted Scheduled Activity (UDA)	
	2019	2020
April	275	851
May	1,501	1,863
June	2,246	2,315
July	3,861	3,629
August	4,835	4,681
September	5,955	5,457
October	6,957	
November	8,196	
December	8,956	
January	9,957	
February	11,842	
March	14,279	
April	14,054	
May	14,066	
June	14,066	

### QUALITY

	Quantity	Base Number	Contract	AT	Region	England
% of FP17s for the same patient ID Re-attending within 3 months - Children	40	699	5.7%	9.9%	11.3%	11.5%
% of FP17s for the same patient ID Re-attending within 3 months - Adults	185	1,407	13.1%	14.4%	14.7%	15.4%
% of FP17s for the same patient ID Re-attending between 3 & 9 months - Children	297	699	42.5%	53.5%	60.8%	59.7%
% of FP17s for the same patient ID Re-attending between 3 & 9 months - Adults	535	1,407	38.0%	48.5%	52.8%	51.7%
% of FP17s for Band 1 Urgent Courses	169	2,118	8.0%	8.3%	8.2%	9.2%
% of FP17s Relating to Free Repair or Replacements	26	2,118	1.2%	0.7%	0.7%	0.7%
% of FP17s Relating to Continuations	12	2,118	0.6%	0.7%	0.8%	0.8%
% of Patients satisfied with the dentistry they have received	0	0	N/A	92.9%	93.2%	93.5%
% of Patients satisfied with the time they had to wait for an appointment	0	0	N/A	91.6%	88.5%	87.4%

\* This is based on patients treated on this contract for their most recent course of treatment. Figures in italics indicate the base number of FP17s or Patient Questionnaire responses are less than 100. N/A is shown where the base number of responses is less than 10 during the period. % is calculated as Quantity/Base number\*100

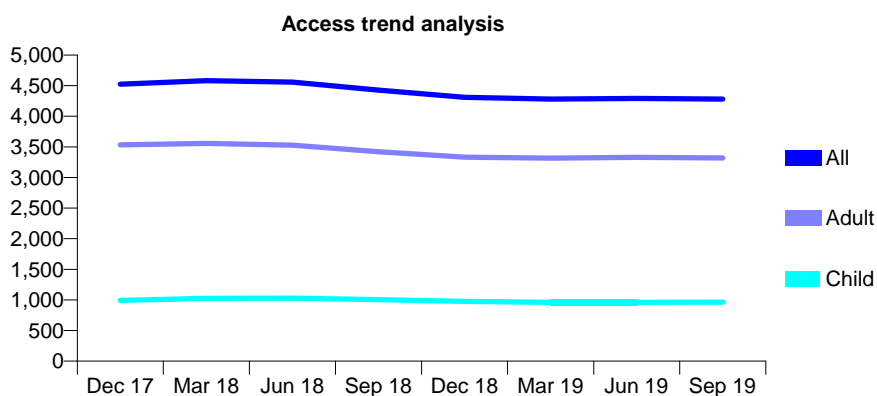
## Q54 - Vital Signs At a Glance Contract Report for 325708/0023 - September 2019

Name or company name	Balbir S Bhandal, Amrik S Bhandal & Baljit
Contract type name	GDS Contract
Purpose of contract	General
Contract start date	02/01/2008
Contract end date	

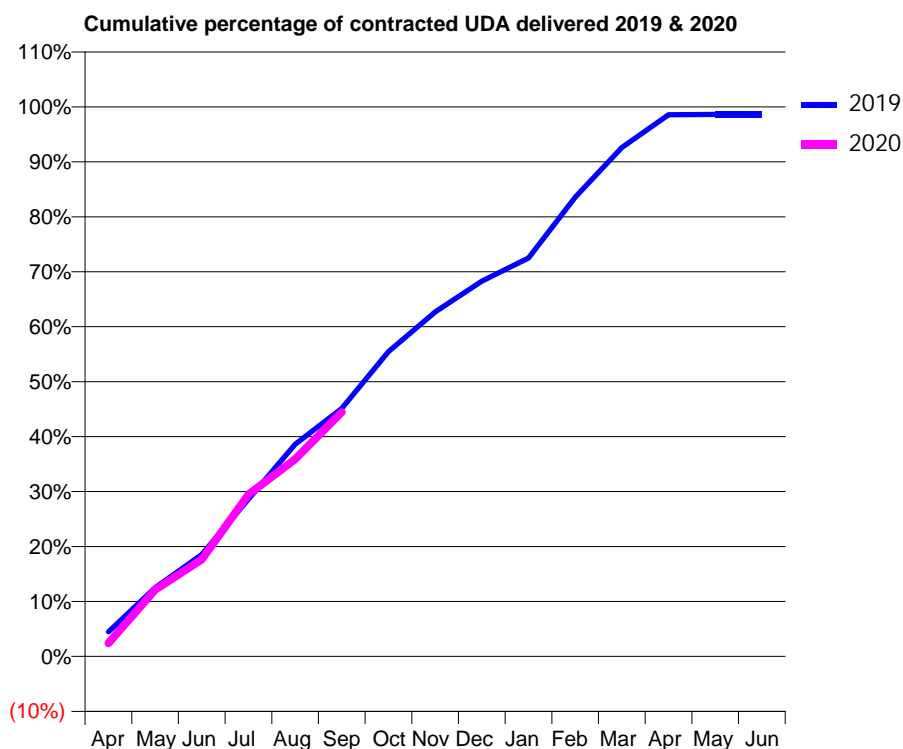
19/20 Contracted general activity (UDA)	13,357
Carry forward general activity (UDA)	186
19/20 Contracted orthodontic activity (UOA)	0
Carry forward orthodontic activity (UOA)	0
Baseline contract value	£328,631.84

### ACCESS\*

Patients seen in 24 months	Total	Change since previous quarter
Quarter ending September 2018	4,428	
Quarter ending December 2018	4,310	↓
Quarter ending March 2019	4,279	→
Quarter ending June 2019	4,290	→
Quarter ending September 2019	4,283	→
<b>Variance since September 2018</b>	<b>(3.3%)</b>	<b>↓</b>



### ACTIVITY



Month	Adjusted Scheduled Activity (UDA)	
	2019	2020
April	597	324
May	1,671	1,624
June	2,477	2,356
July	3,824	3,935
August	5,157	4,797
September	6,028	5,935
October	7,407	
November	8,372	
December	9,119	
January	9,684	
February	11,162	
March	12,368	
April	13,166	
May	13,170	
June	13,170	

### QUALITY

	Quantity	Base Number	Contract	AT	Region	England
% of FP17s for the same patient ID Re-attending within 3 months - Children	44	631	7.0%	9.9%	11.3%	11.5%
% of FP17s for the same patient ID Re-attending within 3 months - Adults	327	2,392	13.7%	14.4%	14.7%	15.4%
% of FP17s for the same patient ID Re-attending between 3 & 9 months - Children	254	631	40.3%	53.5%	60.8%	59.7%
% of FP17s for the same patient ID Re-attending between 3 & 9 months - Adults	1,285	2,392	53.7%	48.5%	52.8%	51.7%
% of FP17s for Band 1 Urgent Courses	140	2,703	5.2%	8.3%	8.2%	9.2%
% of FP17s Relating to Free Repair or Replacements	24	2,703	0.9%	0.7%	0.7%	0.7%
% of FP17s Relating to Continuations	22	2,703	0.8%	0.7%	0.8%	0.8%
% of Patients satisfied with the dentistry they have received	2	2	N/A	92.9%	93.2%	93.5%
% of Patients satisfied with the time they had to wait for an appointment	2	2	N/A	91.6%	88.5%	87.4%

\* This is based on patients treated on this contract for their most recent course of treatment. Figures in italics indicate the base number of FP17s or Patient Questionnaire responses are less than 100. N/A is shown where the base number of responses is less than 10 during the period. % is calculated as Quantity/Base number\*100

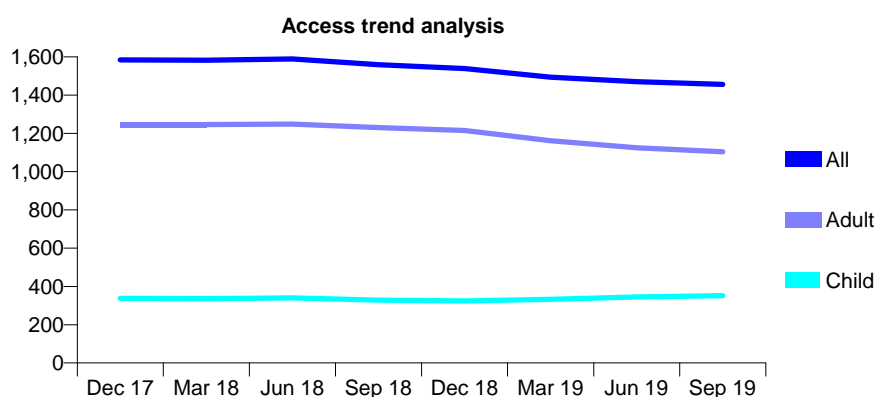
## Q54 - Vital Signs At a Glance Contract Report for 326496/0001 - September 2019

Name or company name	MR D MAHGEREFTEH
Contract type name	GDS Contract
Purpose of contract	General
Contract start date	01/04/2006
Contract end date	

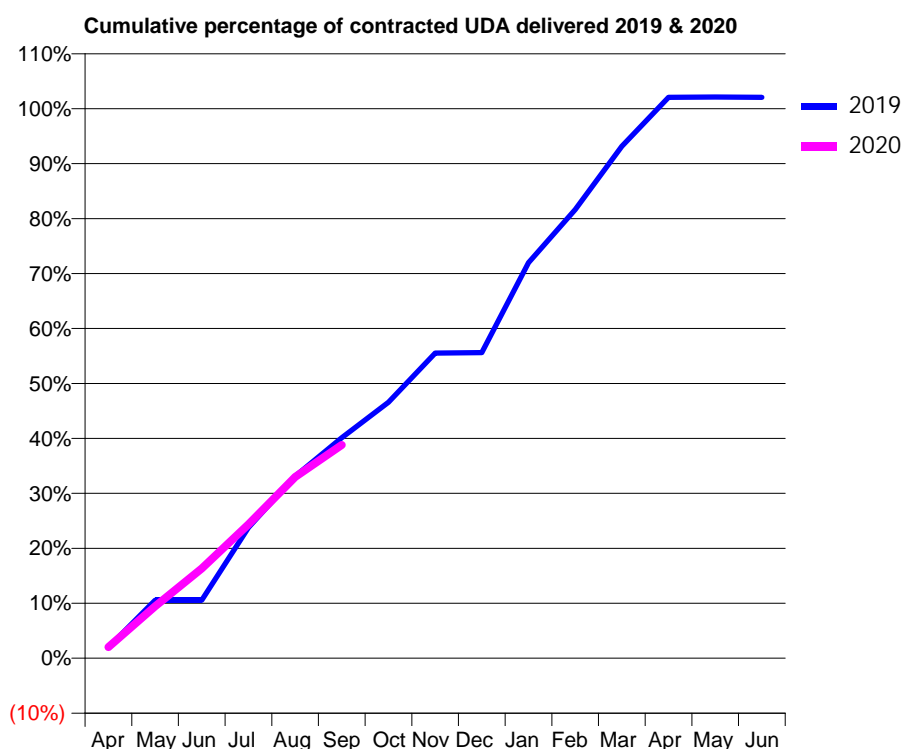
19/20 Contracted general activity (UDA)	7,433
Carry forward general activity (UDA)	-148
19/20 Contracted orthodontic activity (UOA)	0
Carry forward orthodontic activity (UOA)	0
Baseline contract value	£238,559.96

### ACCESS\*

Patients seen in 24 months	Total	Change since previous quarter
Quarter ending September 2018	1,559	
Quarter ending December 2018	1,539	↓
Quarter ending March 2019	1,494	↓
Quarter ending June 2019	1,470	↓
Quarter ending September 2019	1,456	→
<b>Variance since September 2018</b>	<b>(6.6%)</b>	<b>↓</b>



### ACTIVITY



Month	2019	2020
April	148	151
May	786	702
June	786	1,214
July	1,767	1,813
August	2,462	2,452
September	2,982	2,886
October	3,462	
November	4,129	
December	4,133	
January	5,350	
February	6,068	
March	6,925	
April	7,586	
May	7,589	
June	7,586	

### QUALITY

	Quantity	Base Number	Contract	AT	Region	England
% of FP17s for the same patient ID Re-attending within 3 months - Children	11	250	4.4%	9.9%	11.3%	11.5%
% of FP17s for the same patient ID Re-attending within 3 months - Adults	139	851	16.3%	14.4%	14.7%	15.4%
% of FP17s for the same patient ID Re-attending between 3 & 9 months - Children	168	250	67.2%	53.5%	60.8%	59.7%
% of FP17s for the same patient ID Re-attending between 3 & 9 months - Adults	532	851	62.5%	48.5%	52.8%	51.7%
% of FP17s for Band 1 Urgent Courses	62	871	7.1%	8.3%	8.2%	9.2%
% of FP17s Relating to Free Repair or Replacements	18	871	2.1%	0.7%	0.7%	0.7%
% of FP17s Relating to Continuations	26	871	3.0%	0.7%	0.8%	0.8%
% of Patients satisfied with the dentistry they have received	12	12	100.0%	92.9%	93.2%	93.5%
% of Patients satisfied with the time they had to wait for an appointment	11	12	91.7%	91.6%	88.5%	87.4%

\* This is based on patients treated on this contract for their most recent course of treatment.

Figures in italics indicate the base number of FP17s or Patient Questionnaire responses are less than 100. N/A is shown where the base number of responses is less than 10 during the period. % is calculated as Quantity/Base number\*100

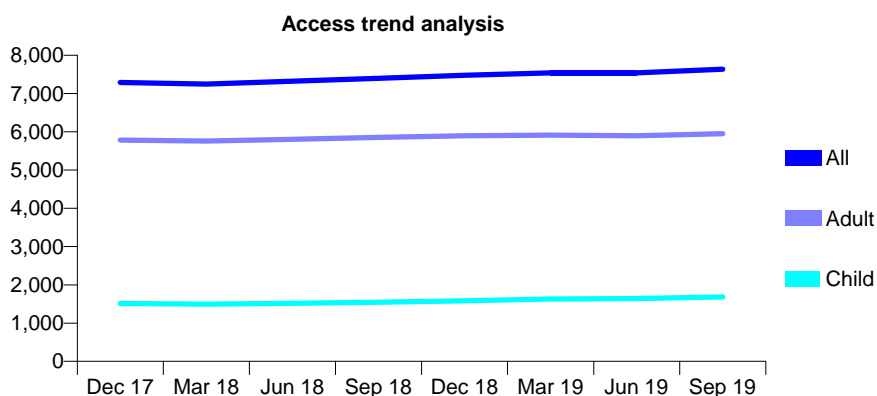
## Q54 - Vital Signs At a Glance Contract Report for 326666/0002 - September 2019

Name or company name	Cadbury Dental Practice
Contract type name	GDS Contract
Purpose of contract	General
Contract start date	01/04/2006
Contract end date	

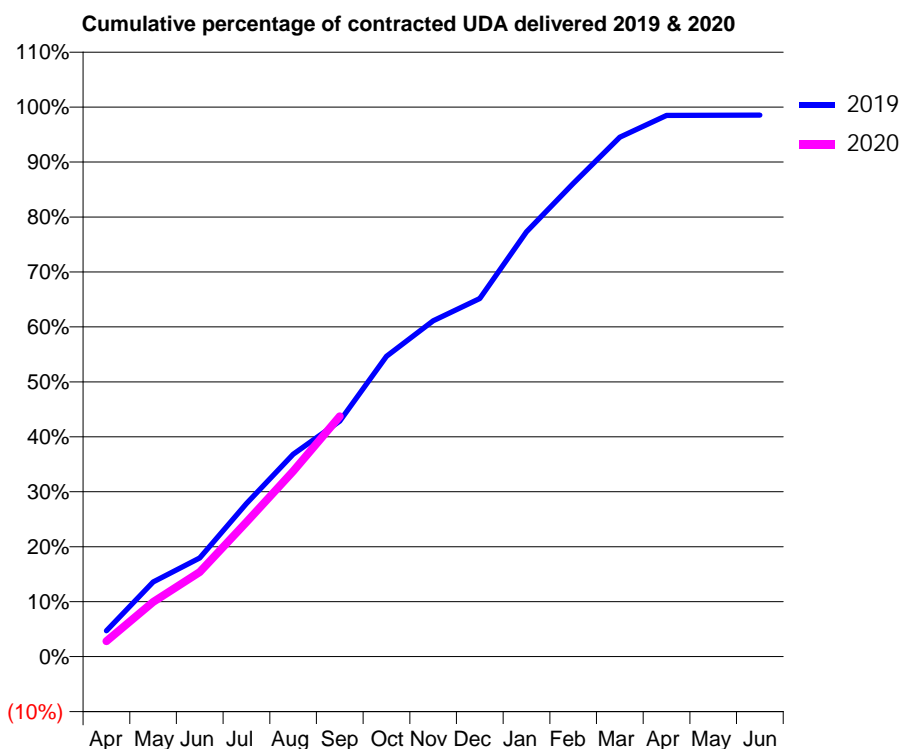
19/20 Contracted general activity (UDA)	16,970
Carry forward general activity (UDA)	249
19/20 Contracted orthodontic activity (UOA)	0
Carry forward orthodontic activity (UOA)	0
Baseline contract value	£452,683.12

### ACCESS\*

Patients seen in 24 months	Total	Change since previous quarter
Quarter ending September 2018	7,400	
Quarter ending December 2018	7,480	→
Quarter ending March 2019	7,543	→
Quarter ending June 2019	7,542	→
Quarter ending September 2019	7,634	→
<b>Variance since September 2018</b>	<b>3.2%</b>	<b>↑</b>



### ACTIVITY



Month	Adjusted Scheduled Activity (UDA)	
	2019	2020
April	799	476
May	2,303	1,687
June	3,049	2,615
July	4,728	4,155
August	6,248	5,726
September	7,272	7,422
October	9,273	
November	10,371	
December	11,061	
January	13,119	
February	14,612	
March	16,036	
April	16,714	
May	16,716	
June	16,720	

### QUALITY

	Quantity	Base Number	Contract	AT	Region	England
% of FP17s for the same patient ID Re-attending within 3 months - Children	46	1,113	4.1%	9.9%	11.3%	11.5%
% of FP17s for the same patient ID Re-attending within 3 months - Adults	323	3,154	10.2%	14.4%	14.7%	15.4%
% of FP17s for the same patient ID Re-attending between 3 & 9 months - Children	589	1,113	52.9%	53.5%	60.8%	59.7%
% of FP17s for the same patient ID Re-attending between 3 & 9 months - Adults	923	3,154	29.3%	48.5%	52.8%	51.7%
% of FP17s for Band 1 Urgent Courses	322	3,950	8.2%	8.3%	8.2%	9.2%
% of FP17s Relating to Free Repair or Replacements	24	3,950	0.6%	0.7%	0.7%	0.7%
% of FP17s Relating to Continuations	32	3,950	0.8%	0.7%	0.8%	0.8%
% of Patients satisfied with the dentistry they have received	3	3	N/A	92.9%	93.2%	93.5%
% of Patients satisfied with the time they had to wait for an appointment	3	3	N/A	91.6%	88.5%	87.4%

\* This is based on patients treated on this contract for their most recent course of treatment. Figures in italics indicate the base number of FP17s or Patient Questionnaire responses are less than 100. N/A is shown where the base number of responses is less than 10 during the period. % is calculated as Quantity/Base number\*100

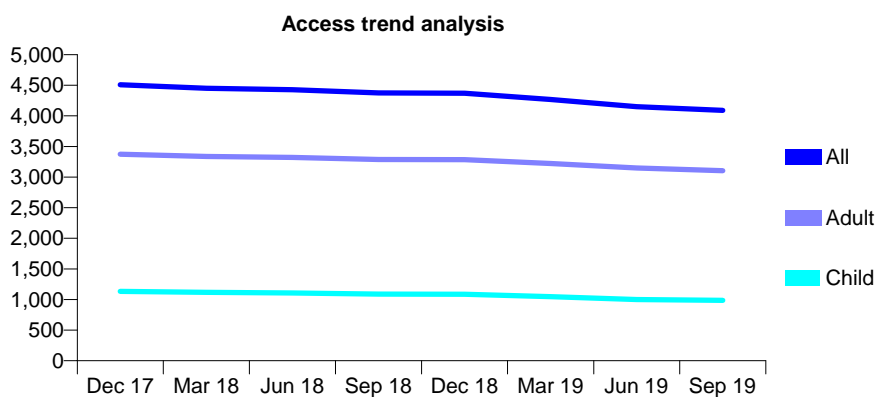
## Q54 - Vital Signs At a Glance Contract Report for 327875/0001 - September 2019

Name or company name	MISS S MOSEDALE
Contract type name	GDS Contract
Purpose of contract	General
Contract start date	01/04/2006
Contract end date	

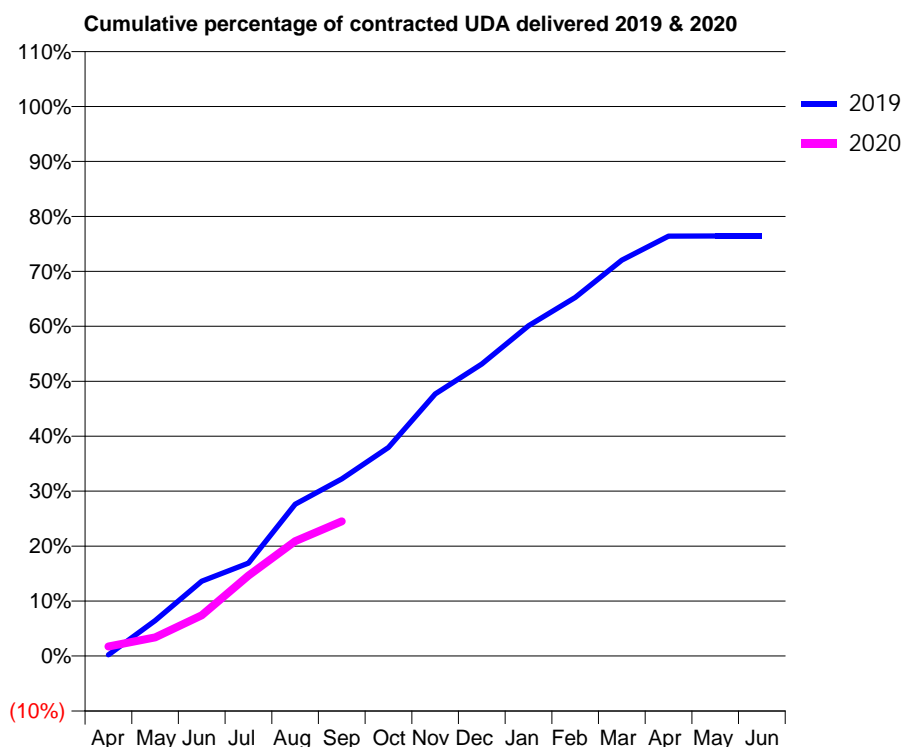
19/20 Contracted general activity (UDA)	16,997
Carry forward general activity (UDA)	0
19/20 Contracted orthodontic activity (UOA)	0
Carry forward orthodontic activity (UOA)	0
Baseline contract value	£386,631.72

### ACCESS\*

Patients seen in 24 months	Total	Change since previous quarter
Quarter ending September 2018	4,376	
Quarter ending December 2018	4,369	→
Quarter ending March 2019	4,269	↓
Quarter ending June 2019	4,150	↓
Quarter ending September 2019	4,091	↓
<b>Variance since September 2018</b>	<b>(6.5%)</b>	<b>↓</b>



### ACTIVITY



Month	Adjusted Scheduled Activity (UDA)	
	2019	2020
April	38	294
May	1,098	581
June	2,315	1,262
July	2,871	2,490
August	4,696	3,553
September	5,475	4,163
October	6,455	
November	8,106	
December	9,030	
January	10,216	
February	11,088	
March	12,243	
April	12,988	
May	12,989	
June	12,990	

### QUALITY

	Quantity	Base Number	Contract	AT	Region	England
% of FP17s for the same patient ID Re-attending within 3 months - Children	42	621	6.8%	9.9%	11.3%	11.5%
% of FP17s for the same patient ID Re-attending within 3 months - Adults	288	2,028	14.2%	14.4%	14.7%	15.4%
% of FP17s for the same patient ID Re-attending between 3 & 9 months - Children	422	621	68.0%	53.5%	60.8%	59.7%
% of FP17s for the same patient ID Re-attending between 3 & 9 months - Adults	1,310	2,028	64.6%	48.5%	52.8%	51.7%
% of FP17s for Band 1 Urgent Courses	180	2,319	7.8%	8.3%	8.2%	9.2%
% of FP17s Relating to Free Repair or Replacements	21	2,319	0.9%	0.7%	0.7%	0.7%
% of FP17s Relating to Continuations	13	2,319	0.6%	0.7%	0.8%	0.8%
% of Patients satisfied with the dentistry they have received	2	2	N/A	92.9%	93.2%	93.5%
% of Patients satisfied with the time they had to wait for an appointment	2	2	N/A	91.6%	88.5%	87.4%

\* This is based on patients treated on this contract for their most recent course of treatment. Figures in italics indicate the base number of FP17s or Patient Questionnaire responses are less than 100. N/A is shown where the base number of responses is less than 10 during the period. % is calculated as Quantity/Base number\*100



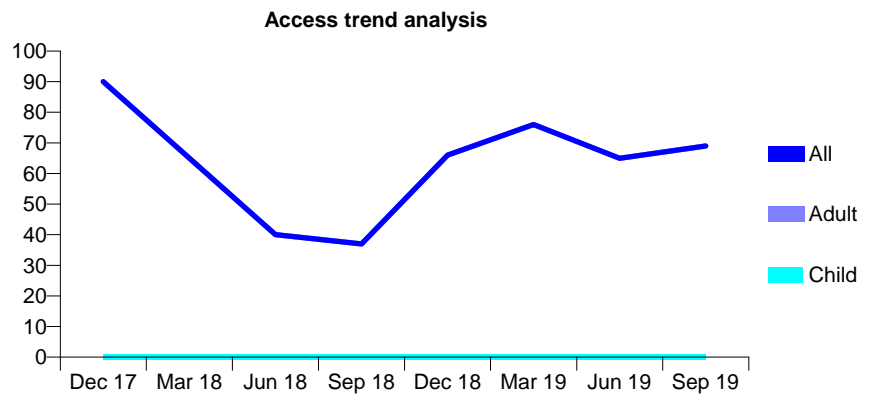
## Q54 - Vital Signs At a Glance Contract Report for 328944/0001 - September 2019

Name or company name	MR P TANGRI
Contract type name	PDS Contract
Purpose of contract	General
Contract start date	01/04/2006
Contract end date	17/03/2026

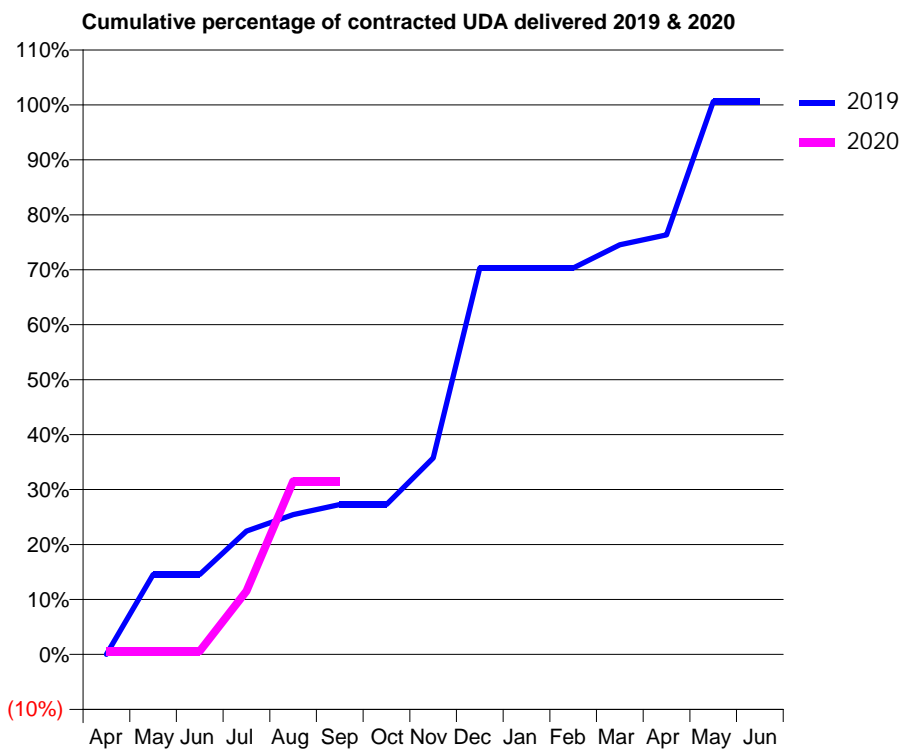
19/20 Contracted general activity (UDA)	165
Carry forward general activity (UDA)	-1
19/20 Contracted orthodontic activity (UOA)	0
Carry forward orthodontic activity (UOA)	0
Baseline contract value	£7,584.28

### ACCESS\*

Patients seen in 24 months	Total	Change since previous quarter
Quarter ending September 2018	37	
Quarter ending December 2018	66	↑
Quarter ending March 2019	76	↑
Quarter ending June 2019	65	↓
Quarter ending September 2019	69	↑
<b>Variance since September 2018</b>	<b>86.5%</b>	<b>↑</b>



### ACTIVITY



Month	Adjusted Scheduled Activity (UDA)	
	2019	2020
April	0	1
May	24	1
June	24	1
July	37	19
August	42	52
September	45	52
October	45	
November	59	
December	116	
January	116	
February	116	
March	123	
April	126	
May	166	
June	166	

### QUALITY

	Quantity	Base Number	Contract	AT	Region	England
% of FP17s for the same patient ID Re-attending within 3 months - Children	0	0	N/A	9.9%	11.3%	11.5%
% of FP17s for the same patient ID Re-attending within 3 months - Adults	0	18	0.0%	14.4%	14.7%	15.4%
% of FP17s for the same patient ID Re-attending between 3 & 9 months - Children	0	0	N/A	53.5%	60.8%	59.7%
% of FP17s for the same patient ID Re-attending between 3 & 9 months - Adults	0	18	0.0%	48.5%	52.8%	51.7%
% of FP17s for Band 1 Urgent Courses	0	8	0.0%	8.3%	8.2%	9.2%
% of FP17s Relating to Free Repair or Replacements	0	8	0.0%	0.7%	0.7%	0.7%
% of FP17s Relating to Continuations	0	8	0.0%	0.7%	0.8%	0.8%
% of Patients satisfied with the dentistry they have received	0	0	N/A	92.9%	93.2%	93.5%
% of Patients satisfied with the time they had to wait for an appointment	0	0	N/A	91.6%	88.5%	87.4%

\* This is based on patients treated on this contract for their most recent course of treatment. Figures in italics indicate the base number of FP17s or Patient Questionnaire responses are less than 100. N/A is shown where the base number of responses is less than 10 during the period. % is calculated as Quantity/Base number\*100

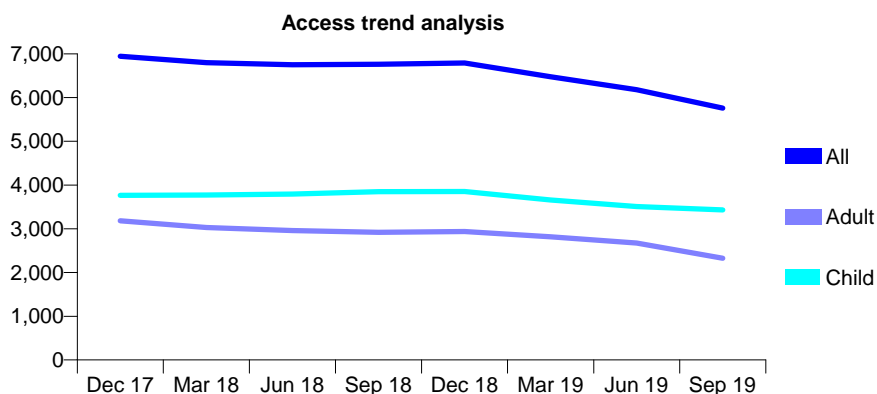
## Q54 - Vital Signs At a Glance Contract Report for 328944/0002 - September 2019

Name or company name	MR P TANGRI
Contract type name	GDS Contract
Purpose of contract	General and Orthodontic
Contract start date	01/04/2006
Contract end date	

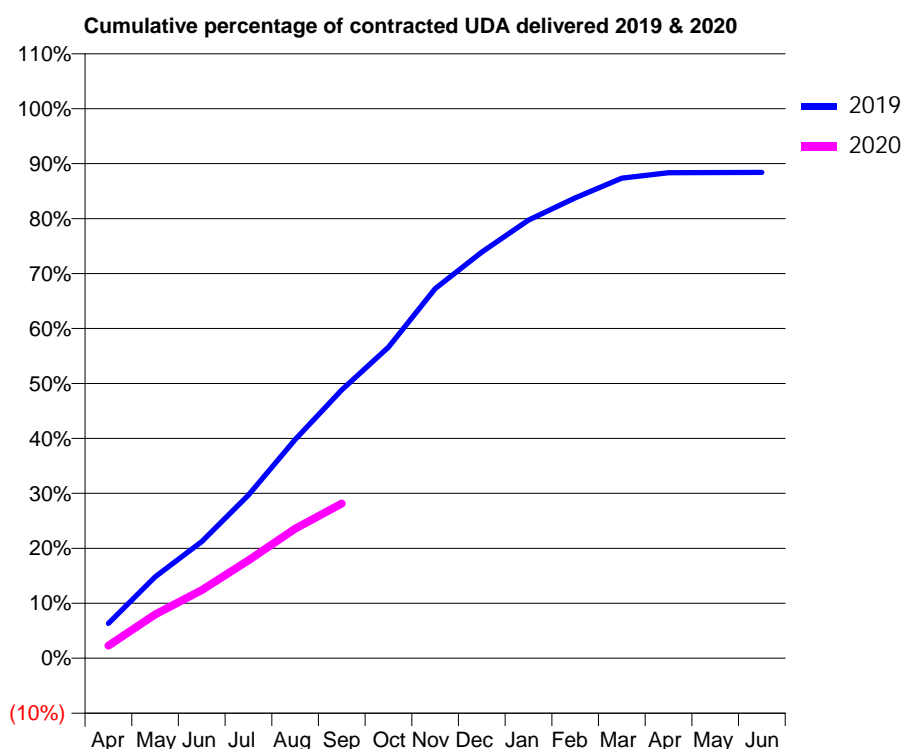
19/20 Contracted general activity (UDA)	14,197
Carry forward general activity (UDA)	2
19/20 Contracted orthodontic activity (UOA)	22
Carry forward orthodontic activity (UOA)	0
Baseline contract value	£336,308.99

### ACCESS\*

Patients seen in 24 months	Total	Change since previous quarter
Quarter ending September 2018	6,765	
Quarter ending December 2018	6,790	→
Quarter ending March 2019	6,476	↓
Quarter ending June 2019	6,182	↓
Quarter ending September 2019	5,759	↓
<b>Variance since September 2018</b>	<b>(14.9%)</b>	<b>↓</b>



### ACTIVITY



Month	2019	2020
April	900	327
May	2,102	1,132
June	3,013	1,758
July	4,217	2,531
August	5,653	3,347
September	6,931	3,993
October	8,037	
November	9,548	
December	10,494	
January	11,320	
February	11,891	
March	12,400	
April	12,544	
May	12,545	
June	12,549	

### QUALITY

	Quantity	Base Number	Contract	AT	Region	England
% of FP17s for the same patient ID Re-attending within 3 months - Children	119	2,134	5.6%	9.9%	11.3%	11.5%
% of FP17s for the same patient ID Re-attending within 3 months - Adults	22	540	4.1%	14.4%	14.7%	15.4%
% of FP17s for the same patient ID Re-attending between 3 & 9 months - Children	1,025	2,134	48.0%	53.5%	60.8%	59.7%
% of FP17s for the same patient ID Re-attending between 3 & 9 months - Adults	139	540	25.7%	48.5%	52.8%	51.7%
% of FP17s for Band 1 Urgent Courses	361	2,571	14.0%	8.3%	8.2%	9.2%
% of FP17s Relating to Free Repair or Replacements	0	2,571	0.0%	0.7%	0.7%	0.7%
% of FP17s Relating to Continuations	2	2,571	0.1%	0.7%	0.8%	0.8%
% of Patients satisfied with the dentistry they have received	1	1	N/A	92.9%	93.2%	93.5%
% of Patients satisfied with the time they had to wait for an appointment	0	1	N/A	91.6%	88.5%	87.4%

\* This is based on patients treated on this contract for their most recent course of treatment.

Figures in italics indicate the base number of FP17s or Patient Questionnaire responses are less than 100. N/A is shown where the base number of responses is less than 10 during the period. % is calculated as Quantity/Base number\*100

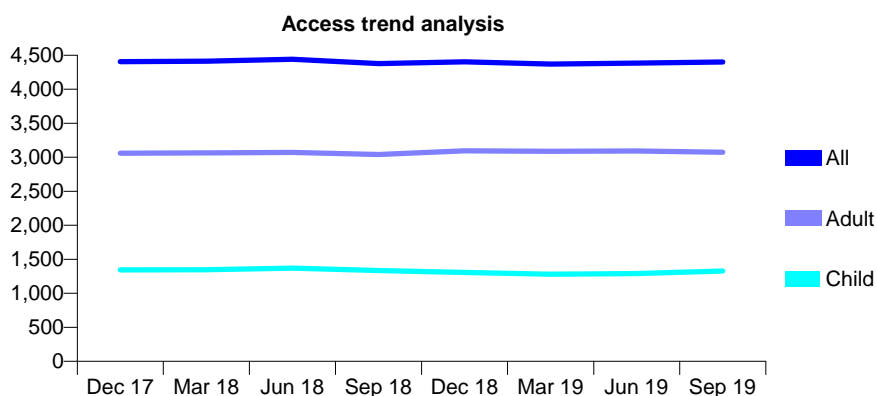
## Q54 - Vital Signs At a Glance Contract Report for 330485/0002 - September 2019

Name or company name	MR I AZMAT
Contract type name	GDS Contract
Purpose of contract	General
Contract start date	01/04/2006
Contract end date	

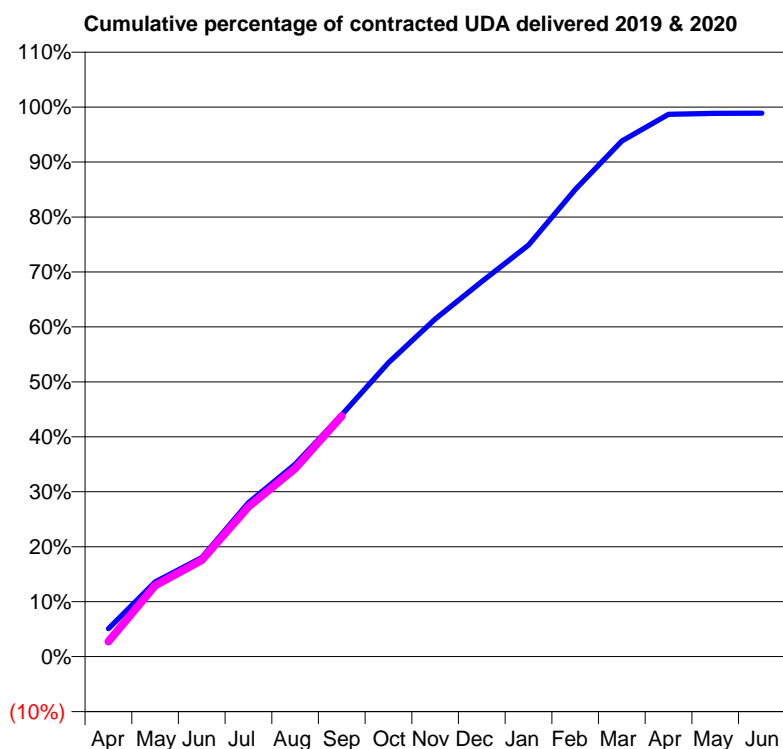
19/20 Contracted general activity (UDA)	10,775
Carry forward general activity (UDA)	121
19/20 Contracted orthodontic activity (UOA)	0
Carry forward orthodontic activity (UOA)	0
Baseline contract value	£231,827.32

### ACCESS\*

Patients seen in 24 months	Total	Change since previous quarter
Quarter ending September 2018	4,378	
Quarter ending December 2018	4,403	→
Quarter ending March 2019	4,369	→
Quarter ending June 2019	4,385	→
Quarter ending September 2019	4,401	→
<b>Variance since September 2018</b>	<b>0.5%</b>	<b>→</b>



### ACTIVITY



Month	Adjusted Scheduled Activity (UDA)	
	2019	2020
April	547	296
May	1,462	1,396
June	1,942	1,892
July	3,018	2,940
August	3,774	3,689
September	4,740	4,718
October	5,762	
November	6,620	
December	7,354	
January	8,069	
February	9,158	
March	10,110	
April	10,633	
May	10,652	
June	10,654	

### QUALITY

	Quantity	Base Number	Contract	AT	Region	England
% of FP17s for the same patient ID Re-attending within 3 months - Children	47	784	6.0%	9.9%	11.3%	11.5%
% of FP17s for the same patient ID Re-attending within 3 months - Adults	245	1,571	15.6%	14.4%	14.7%	15.4%
% of FP17s for the same patient ID Re-attending between 3 & 9 months - Children	249	784	31.8%	53.5%	60.8%	59.7%
% of FP17s for the same patient ID Re-attending between 3 & 9 months - Adults	519	1,571	33.0%	48.5%	52.8%	51.7%
% of FP17s for Band 1 Urgent Courses	374	2,150	17.4%	8.3%	8.2%	9.2%
% of FP17s Relating to Free Repair or Replacements	3	2,150	0.1%	0.7%	0.7%	0.7%
% of FP17s Relating to Continuations	13	2,150	0.6%	0.7%	0.8%	0.8%
% of Patients satisfied with the dentistry they have received	1	1	N/A	92.9%	93.2%	93.5%
% of Patients satisfied with the time they had to wait for an appointment	1	1	N/A	91.6%	88.5%	87.4%

\* This is based on patients treated on this contract for their most recent course of treatment. Figures in italics indicate the base number of FP17s or Patient Questionnaire responses are less than 100. N/A is shown where the base number of responses is less than 10 during the period. % is calculated as Quantity/Base number\*100

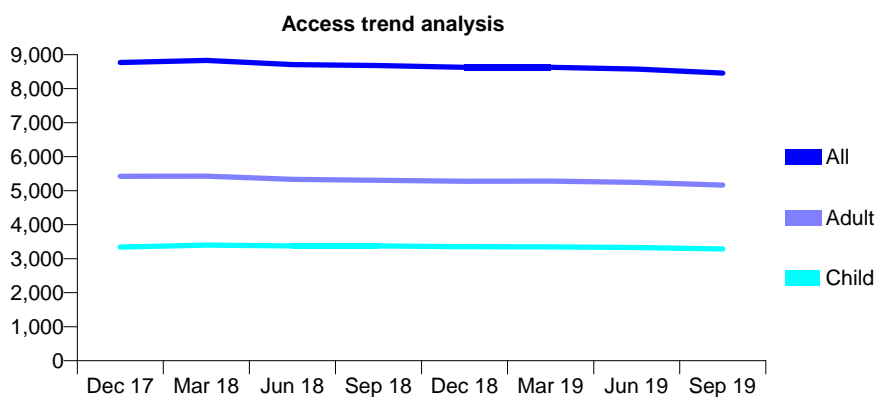
## Q54 - Vital Signs At a Glance Contract Report for 330485/0003 - September 2019

Name or company name	MR I AZMAT
Contract type name	GDS Contract
Purpose of contract	General
Contract start date	01/04/2006
Contract end date	

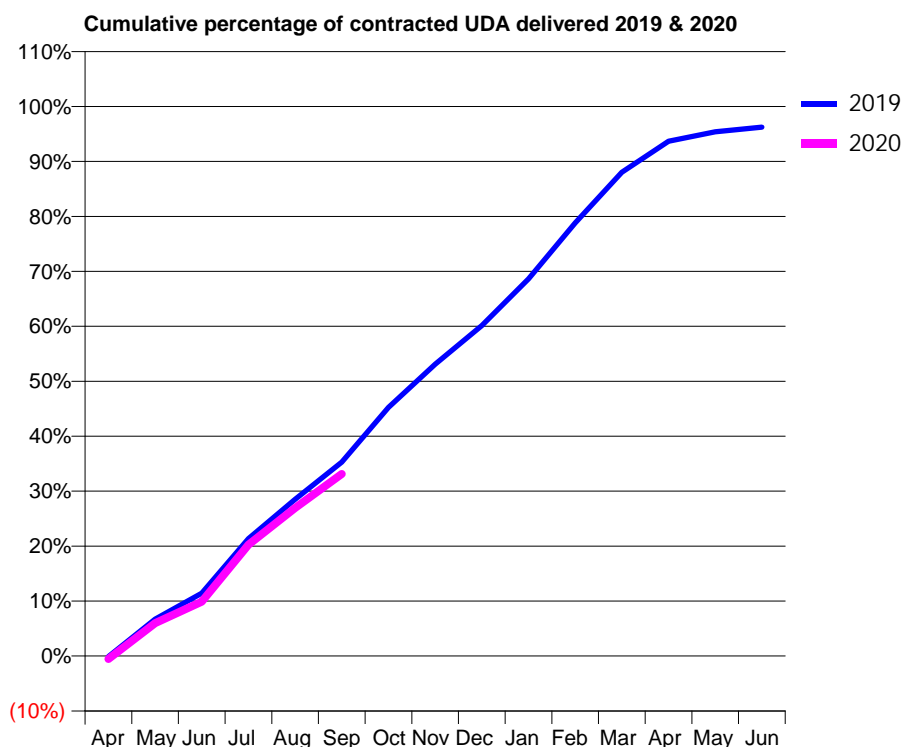
19/20 Contracted general activity (UDA)	24,125
Carry forward general activity (UDA)	906
19/20 Contracted orthodontic activity (UOA)	0
Carry forward orthodontic activity (UOA)	0
Baseline contract value	£518,703.38

### ACCESS\*

Patients seen in 24 months	Total	Change since previous quarter
Quarter ending September 2018	8,680	
Quarter ending December 2018	8,630	→
Quarter ending March 2019	8,629	→
Quarter ending June 2019	8,577	→
Quarter ending September 2019	8,455	↓
<b>Variance since September 2018</b>	<b>(2.6%)</b>	<b>↓</b>



### ACTIVITY



Month	Adjusted Scheduled Activity (UDA)	
	2019	2020
April	-28	-137
May	1,620	1,441
June	2,761	2,384
July	5,157	4,885
August	6,880	6,504
September	8,511	7,992
October	10,914	
November	12,810	
December	14,502	
January	16,552	
February	19,017	
March	21,235	
April	22,596	
May	23,013	
June	23,218	

### QUALITY

	Quantity	Base Number	Contract	AT	Region	England
% of FP17s for the same patient ID Re-attending within 3 months - Children	93	1,661	5.6%	9.9%	11.3%	11.5%
% of FP17s for the same patient ID Re-attending within 3 months - Adults	258	2,218	11.6%	14.4%	14.7%	15.4%
% of FP17s for the same patient ID Re-attending between 3 & 9 months - Children	575	1,661	34.6%	53.5%	60.8%	59.7%
% of FP17s for the same patient ID Re-attending between 3 & 9 months - Adults	707	2,218	31.9%	48.5%	52.8%	51.7%
% of FP17s for Band 1 Urgent Courses	326	3,454	9.4%	8.3%	8.2%	9.2%
% of FP17s Relating to Free Repair or Replacements	1	3,454	0.0%	0.7%	0.7%	0.7%
% of FP17s Relating to Continuations	5	3,454	0.1%	0.7%	0.8%	0.8%
% of Patients satisfied with the dentistry they have received	1	1	N/A	92.9%	93.2%	93.5%
% of Patients satisfied with the time they had to wait for an appointment	1	1	N/A	91.6%	88.5%	87.4%

\* This is based on patients treated on this contract for their most recent course of treatment. Figures in italics indicate the base number of FP17s or Patient Questionnaire responses are less than 100. N/A is shown where the base number of responses is less than 10 during the period. % is calculated as Quantity/Base number\*100

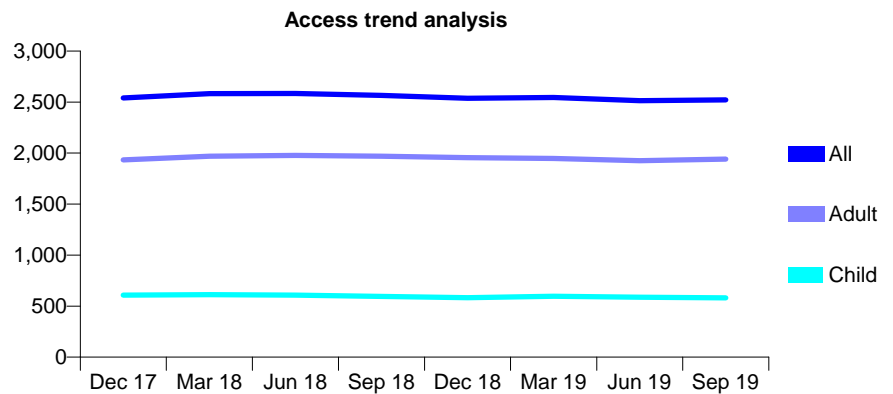
## Q54 - Vital Signs At a Glance Contract Report for 330485/0004 - September 2019

Name or company name	MR I AZMAT
Contract type name	GDS Contract
Purpose of contract	General
Contract start date	01/04/2006
Contract end date	

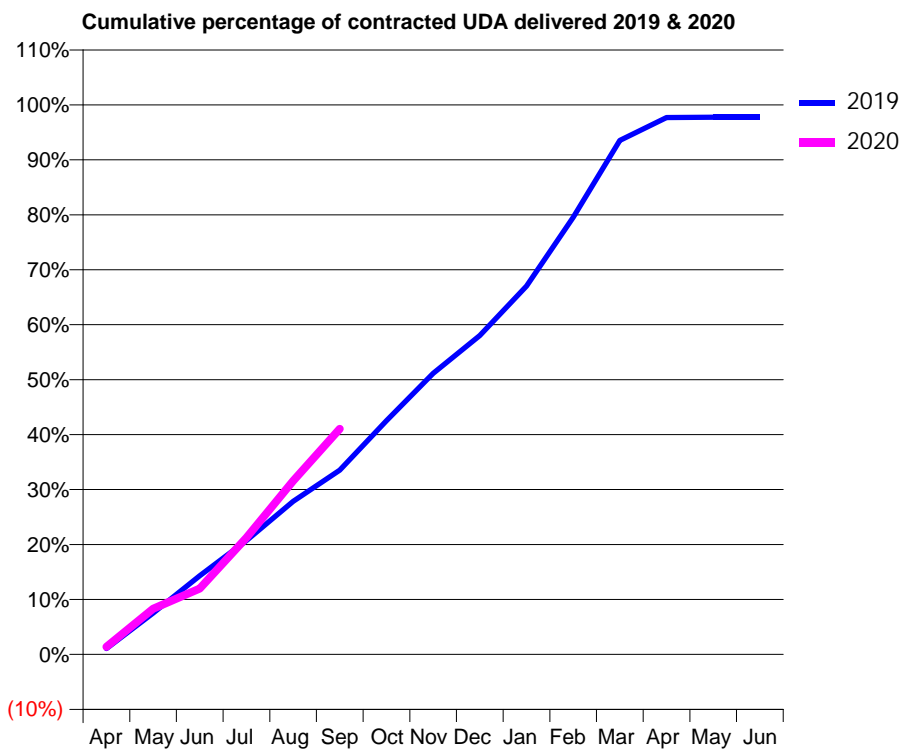
19/20 Contracted general activity (UDA)	7,740
Carry forward general activity (UDA)	173
19/20 Contracted orthodontic activity (UOA)	0
Carry forward orthodontic activity (UOA)	0
Baseline contract value	£166,508.95

### ACCESS\*

Patients seen in 24 months	Total	Change since previous quarter
Quarter ending September 2018	2,565	
Quarter ending December 2018	2,537	↓
Quarter ending March 2019	2,544	→
Quarter ending June 2019	2,514	↓
Quarter ending September 2019	2,521	→
<b>Variance since September 2018</b>	<b>(1.7%)</b>	<b>↓</b>



### ACTIVITY



Month	2019	2020
April	82	109
May	583	644
June	1,108	929
July	1,603	1,644
August	2,157	2,444
September	2,594	3,177
October	3,292	
November	3,960	
December	4,492	
January	5,189	
February	6,157	
March	7,239	
April	7,560	
May	7,566	
June	7,566	

### QUALITY

	Quantity	Base Number	Contract	AT	Region	England
% of FP17s for the same patient ID Re-attending within 3 months - Children	20	325	6.2%	9.9%	11.3%	11.5%
% of FP17s for the same patient ID Re-attending within 3 months - Adults	93	919	10.1%	14.4%	14.7%	15.4%
% of FP17s for the same patient ID Re-attending between 3 & 9 months - Children	136	325	41.8%	53.5%	60.8%	59.7%
% of FP17s for the same patient ID Re-attending between 3 & 9 months - Adults	395	919	43.0%	48.5%	52.8%	51.7%
% of FP17s for Band 1 Urgent Courses	62	1,136	5.5%	8.3%	8.2%	9.2%
% of FP17s Relating to Free Repair or Replacements	4	1,136	0.4%	0.7%	0.7%	0.7%
% of FP17s Relating to Continuations	25	1,136	2.2%	0.7%	0.8%	0.8%
% of Patients satisfied with the dentistry they have received	1	1	N/A	92.9%	93.2%	93.5%
% of Patients satisfied with the time they had to wait for an appointment	1	1	N/A	91.6%	88.5%	87.4%

\* This is based on patients treated on this contract for their most recent course of treatment. Figures in italics indicate the base number of FP17s or Patient Questionnaire responses are less than 100. N/A is shown where the base number of responses is less than 10 during the period. % is calculated as Quantity/Base number\*100

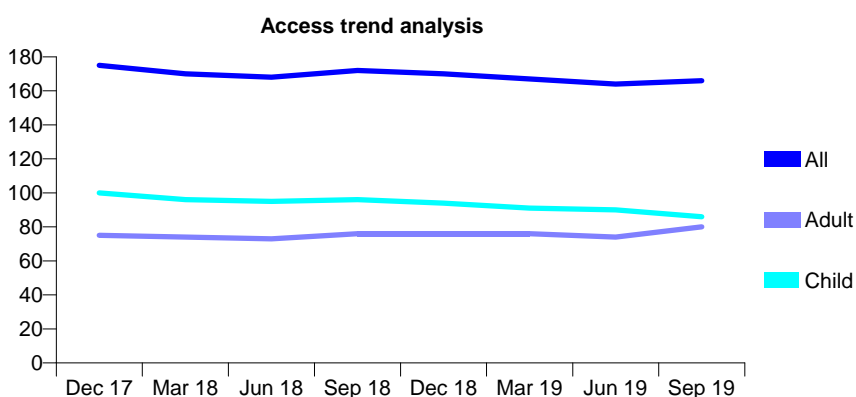
## Q54 - Vital Signs At a Glance Contract Report for 331902/0001 - September 2019

Name or company name	MR MA PLUMB
Contract type name	GDS Contract
Purpose of contract	General and Orthodontic
Contract start date	01/04/2006
Contract end date	

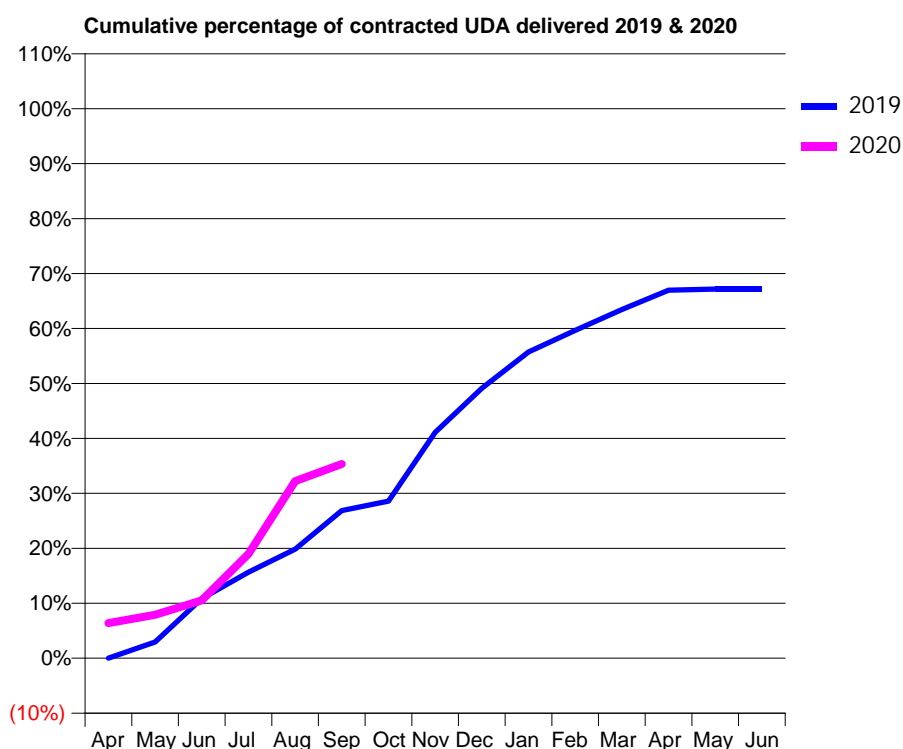
19/20 Contracted general activity (UDA)	460
Carry forward general activity (UDA)	0
19/20 Contracted orthodontic activity (UOA)	897
Carry forward orthodontic activity (UOA)	-11
Baseline contract value	£73,531.45

### ACCESS\*

Patients seen in 24 months	Total	Change since previous quarter
Quarter ending September 2018	172	
Quarter ending December 2018	170	↓
Quarter ending March 2019	167	↓
Quarter ending June 2019	164	↓
Quarter ending September 2019	166	→
<b>Variance since September 2018</b>	<b>(3.5%)</b>	<b>↓</b>



### ACTIVITY



Month	2019	2020
April	0	29
May	14	36
June	50	48
July	72	87
August	91	148
September	124	163
October	132	
November	189	
December	226	
January	256	
February	274	
March	292	
April	308	
May	309	
June	309	

### QUALITY

	Quantity	Base Number	Contract	AT	Region	England
% of FP17s for the same patient ID Re-attending within 3 months - Children	8	142	5.6%	9.9%	11.3%	11.5%
% of FP17s for the same patient ID Re-attending within 3 months - Adults	6	44	13.6%	14.4%	14.7%	15.4%
% of FP17s for the same patient ID Re-attending between 3 & 9 months - Children	47	142	33.1%	53.5%	60.8%	59.7%
% of FP17s for the same patient ID Re-attending between 3 & 9 months - Adults	23	44	52.3%	48.5%	52.8%	51.7%
% of FP17s for Band 1 Urgent Courses	8	99	8.1%	8.3%	8.2%	9.2%
% of FP17s Relating to Free Repair or Replacements	0	99	0.0%	0.7%	0.7%	0.7%
% of FP17s Relating to Continuations	2	99	2.0%	0.7%	0.8%	0.8%
% of Patients satisfied with the dentistry they have received	0	0	N/A	92.9%	93.2%	93.5%
% of Patients satisfied with the time they had to wait for an appointment	0	0	N/A	91.6%	88.5%	87.4%

\* This is based on patients treated on this contract for their most recent course of treatment.

Figures in italics indicate the base number of FP17s or Patient Questionnaire responses are less than 100. N/A is shown where the base number of responses is less than 10 during the period. % is calculated as Quantity/Base number\*100

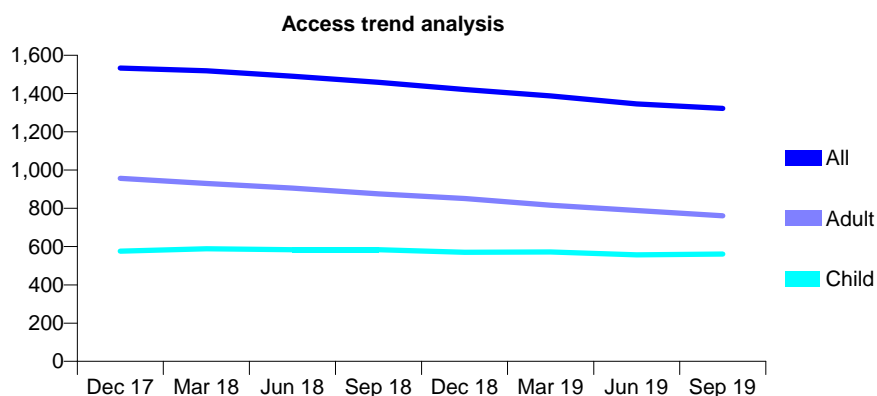
## Q54 - Vital Signs At a Glance Contract Report for 332089/0001 - September 2019

Name or company name	MR C BULLARD
Contract type name	GDS Contract
Purpose of contract	General
Contract start date	01/04/2006
Contract end date	

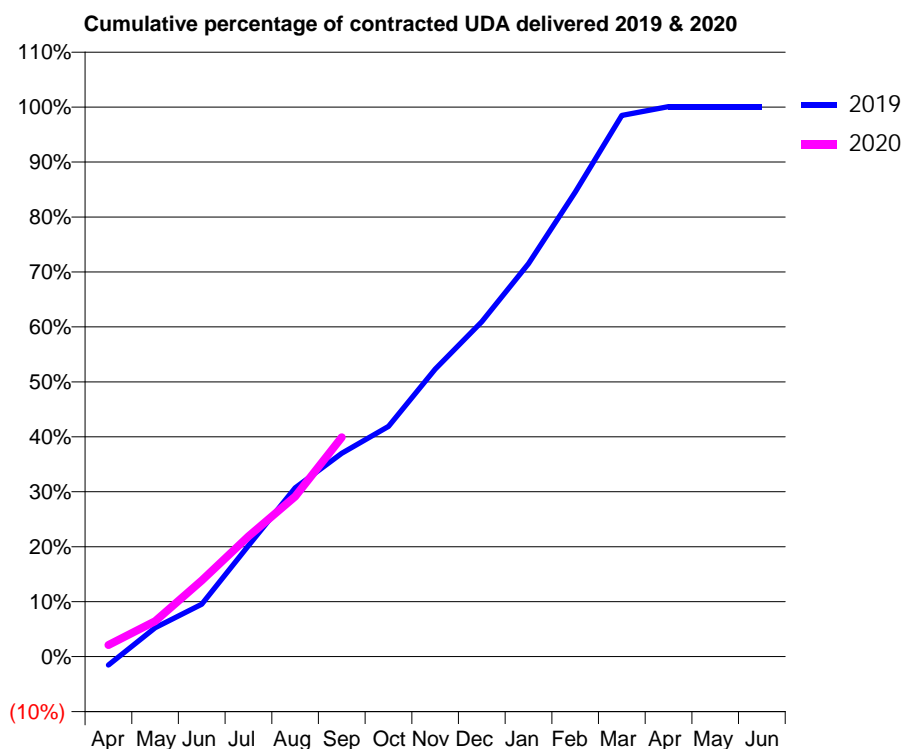
19/20 Contracted general activity (UDA)	4,250
Carry forward general activity (UDA)	-4
19/20 Contracted orthodontic activity (UOA)	0
Carry forward orthodontic activity (UOA)	0
Baseline contract value	£108,210.88

### ACCESS\*

Patients seen in 24 months	Total	Change since previous quarter
Quarter ending September 2018	1,459	
Quarter ending December 2018	1,421	↓
Quarter ending March 2019	1,388	↓
Quarter ending June 2019	1,346	↓
Quarter ending September 2019	1,322	↓
<b>Variance since September 2018</b>	<b>(9.4%)</b>	<b>↓</b>



### ACTIVITY



Month	Adjusted Scheduled Activity (UDA)	
	2019	2020
April	-66	90
May	223	274
June	406	588
July	859	930
August	1,305	1,239
September	1,572	1,696
October	1,780	
November	2,223	
December	2,590	
January	3,038	
February	3,592	
March	4,186	
April	4,254	
May	4,254	
June	4,254	

### QUALITY

	Quantity	Base Number	Contract	AT	Region	England
% of FP17s for the same patient ID Re-attending within 3 months - Children	48	469	10.2%	9.9%	11.3%	11.5%
% of FP17s for the same patient ID Re-attending within 3 months - Adults	60	356	16.9%	14.4%	14.7%	15.4%
% of FP17s for the same patient ID Re-attending between 3 & 9 months - Children	329	469	70.1%	53.5%	60.8%	59.7%
% of FP17s for the same patient ID Re-attending between 3 & 9 months - Adults	219	356	61.5%	48.5%	52.8%	51.7%
% of FP17s for Band 1 Urgent Courses	43	804	5.3%	8.3%	8.2%	9.2%
% of FP17s Relating to Free Repair or Replacements	2	804	0.2%	0.7%	0.7%	0.7%
% of FP17s Relating to Continuations	4	804	0.5%	0.7%	0.8%	0.8%
% of Patients satisfied with the dentistry they have received	0	0	N/A	92.9%	93.2%	93.5%
% of Patients satisfied with the time they had to wait for an appointment	0	0	N/A	91.6%	88.5%	87.4%

\* This is based on patients treated on this contract for their most recent course of treatment. Figures in italics indicate the base number of FP17s or Patient Questionnaire responses are less than 100. N/A is shown where the base number of responses is less than 10 during the period. % is calculated as Quantity/Base number\*100

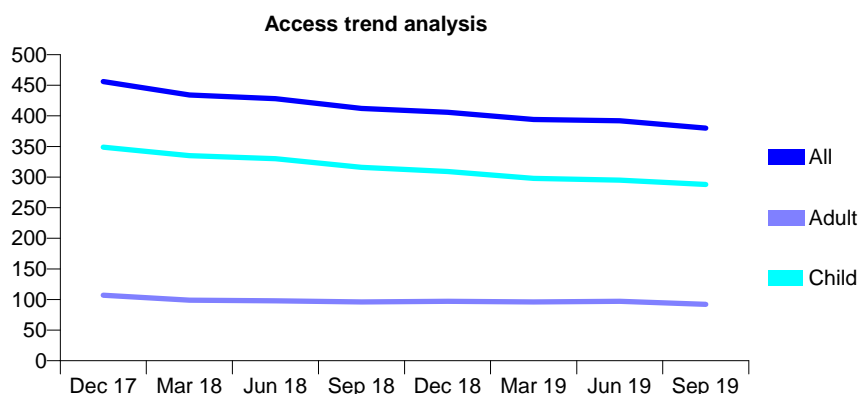
## Q54 - Vital Signs At a Glance Contract Report for 334553/0001 - September 2019

Name or company name	MR AF MURPHY
Contract type name	GDS Contract
Purpose of contract	General
Contract start date	01/04/2008
Contract end date	

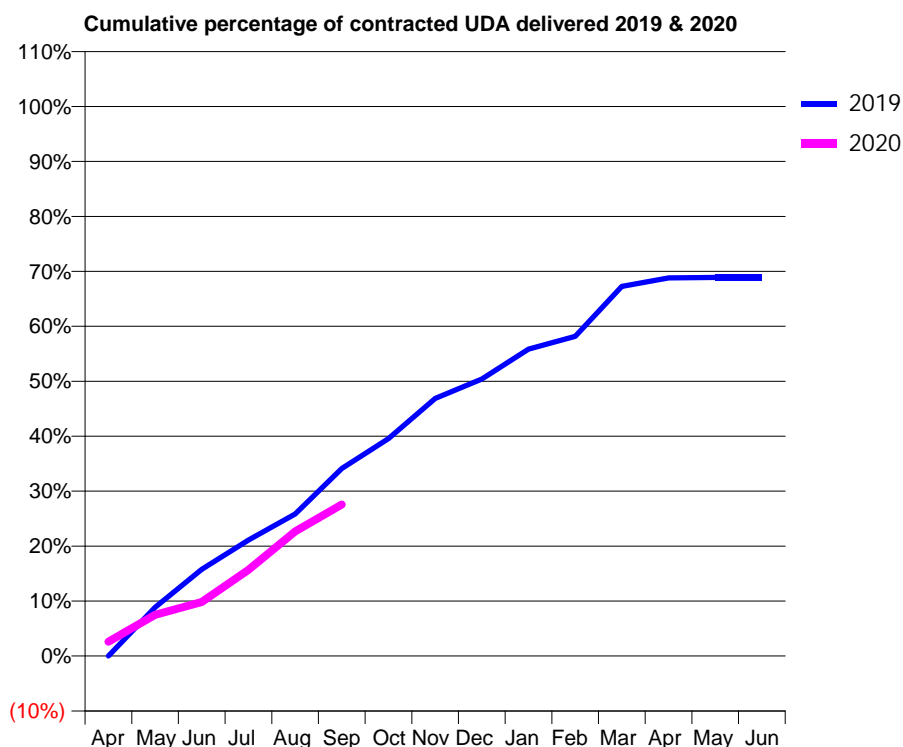
19/20 Contracted general activity (UDA)	1,250
Carry forward general activity (UDA)	0
19/20 Contracted orthodontic activity (UOA)	0
Carry forward orthodontic activity (UOA)	0
Baseline contract value	£31,926.32

### ACCESS\*

Patients seen in 24 months	Total	Change since previous quarter
Quarter ending September 2018	412	
Quarter ending December 2018	406	↓
Quarter ending March 2019	394	↓
Quarter ending June 2019	392	→
Quarter ending September 2019	380	↓
<b>Variance since September 2018</b>	<b>(7.8%)</b>	<b>↓</b>



### ACTIVITY



Month	Adjusted Scheduled Activity (UDA)	
	2019	2020
April	0	33
May	111	94
June	197	123
July	264	196
August	323	284
September	426	344
October	495	
November	586	
December	630	
January	698	
February	727	
March	841	
April	860	
May	861	
June	861	

### QUALITY

	Quantity	Base Number	Contract	AT	Region	England
% of FP17s for the same patient ID Re-attending within 3 months - Children	26	246	10.6%	9.9%	11.3%	11.5%
% of FP17s for the same patient ID Re-attending within 3 months - Adults	7	45	15.6%	14.4%	14.7%	15.4%
% of FP17s for the same patient ID Re-attending between 3 & 9 months - Children	170	246	69.1%	53.5%	60.8%	59.7%
% of FP17s for the same patient ID Re-attending between 3 & 9 months - Adults	28	45	62.2%	48.5%	52.8%	51.7%
% of FP17s for Band 1 Urgent Courses	12	276	4.3%	8.3%	8.2%	9.2%
% of FP17s Relating to Free Repair or Replacements	0	276	0.0%	0.7%	0.7%	0.7%
% of FP17s Relating to Continuations	0	276	0.0%	0.7%	0.8%	0.8%
% of Patients satisfied with the dentistry they have received	0	0	N/A	92.9%	93.2%	93.5%
% of Patients satisfied with the time they had to wait for an appointment	0	0	N/A	91.6%	88.5%	87.4%

\* This is based on patients treated on this contract for their most recent course of treatment. Figures in italics indicate the base number of FP17s or Patient Questionnaire responses are less than 100. N/A is shown where the base number of responses is less than 10 during the period. % is calculated as Quantity/Base number\*100



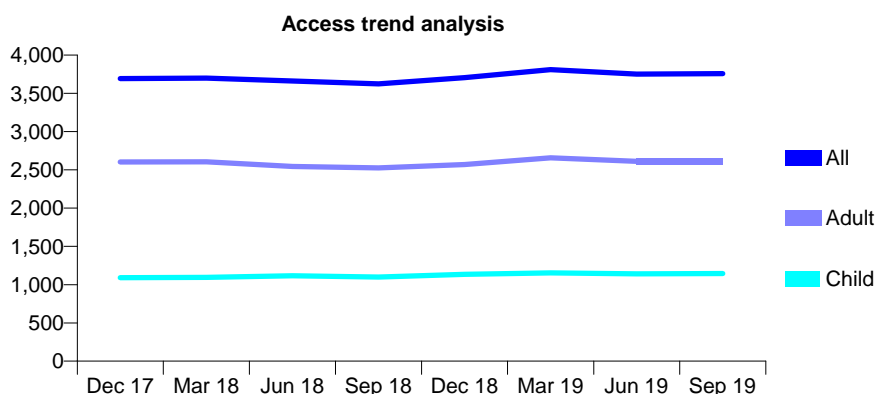
## Q54 - Vital Signs At a Glance Contract Report for 336823/0002 - September 2019

Name or company name	MR F SHOJA-ASSADI
Contract type name	GDS Contract
Purpose of contract	General
Contract start date	01/04/2006
Contract end date	

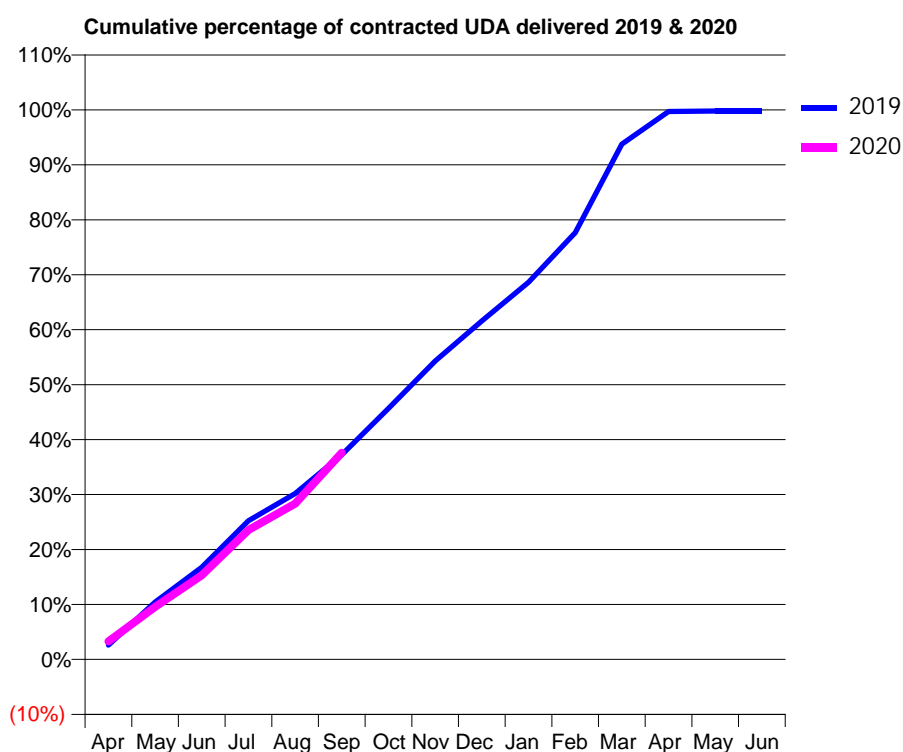
19/20 Contracted general activity (UDA)	14,575
Carry forward general activity (UDA)	31
19/20 Contracted orthodontic activity (UOA)	0
Carry forward orthodontic activity (UOA)	0
Baseline contract value	£388,315.03

### ACCESS\*

Patients seen in 24 months	Total	Change since previous quarter
Quarter ending September 2018	3,625	
Quarter ending December 2018	3,705	↑
Quarter ending March 2019	3,810	↑
Quarter ending June 2019	3,752	↓
Quarter ending September 2019	3,757	→
<b>Variance since September 2018</b>	<b>3.6%</b>	<b>↑</b>



### ACTIVITY



Month	2019	2020
April	379	479
May	1,522	1,396
June	2,443	2,229
July	3,681	3,432
August	4,398	4,134
September	5,426	5,484
October	6,659	
November	7,915	
December	8,975	
January	10,006	
February	11,318	
March	13,667	
April	14,530	
May	14,541	
June	14,544	

### QUALITY

	Quantity	Base Number	Contract	AT	Region	England
% of FP17s for the same patient ID Re-attending within 3 months - Children	49	693	7.1%	9.9%	11.3%	11.5%
% of FP17s for the same patient ID Re-attending within 3 months - Adults	172	1,406	12.2%	14.4%	14.7%	15.4%
% of FP17s for the same patient ID Re-attending between 3 & 9 months - Children	396	693	57.1%	53.5%	60.8%	59.7%
% of FP17s for the same patient ID Re-attending between 3 & 9 months - Adults	723	1,406	51.4%	48.5%	52.8%	51.7%
% of FP17s for Band 1 Urgent Courses	96	1,906	5.0%	8.3%	8.2%	9.2%
% of FP17s Relating to Free Repair or Replacements	8	1,906	0.4%	0.7%	0.7%	0.7%
% of FP17s Relating to Continuations	8	1,906	0.4%	0.7%	0.8%	0.8%
% of Patients satisfied with the dentistry they have received	0	0	N/A	92.9%	93.2%	93.5%
% of Patients satisfied with the time they had to wait for an appointment	0	0	N/A	91.6%	88.5%	87.4%

\* This is based on patients treated on this contract for their most recent course of treatment. Figures in italics indicate the base number of FP17s or Patient Questionnaire responses are less than 100. N/A is shown where the base number of responses is less than 10 during the period. % is calculated as Quantity/Base number\*100

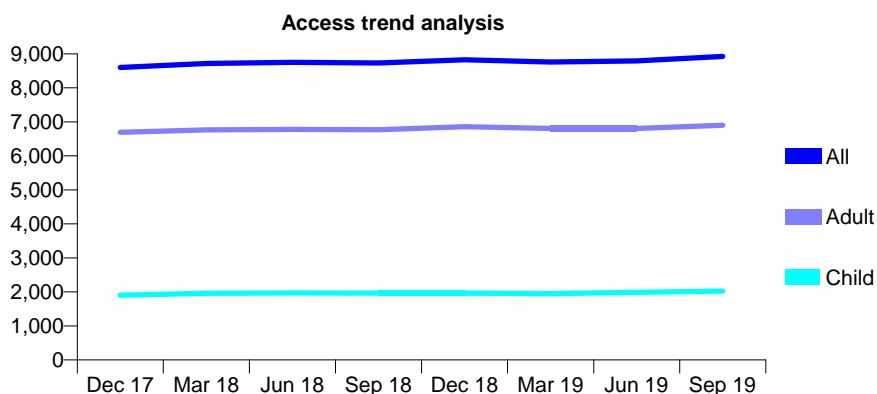
## Q54 - Vital Signs At a Glance Contract Report for 339539/0001 - September 2019

Name or company name	MR D BALKRISHNA
Contract type name	GDS Contract
Purpose of contract	General
Contract start date	01/04/2006
Contract end date	

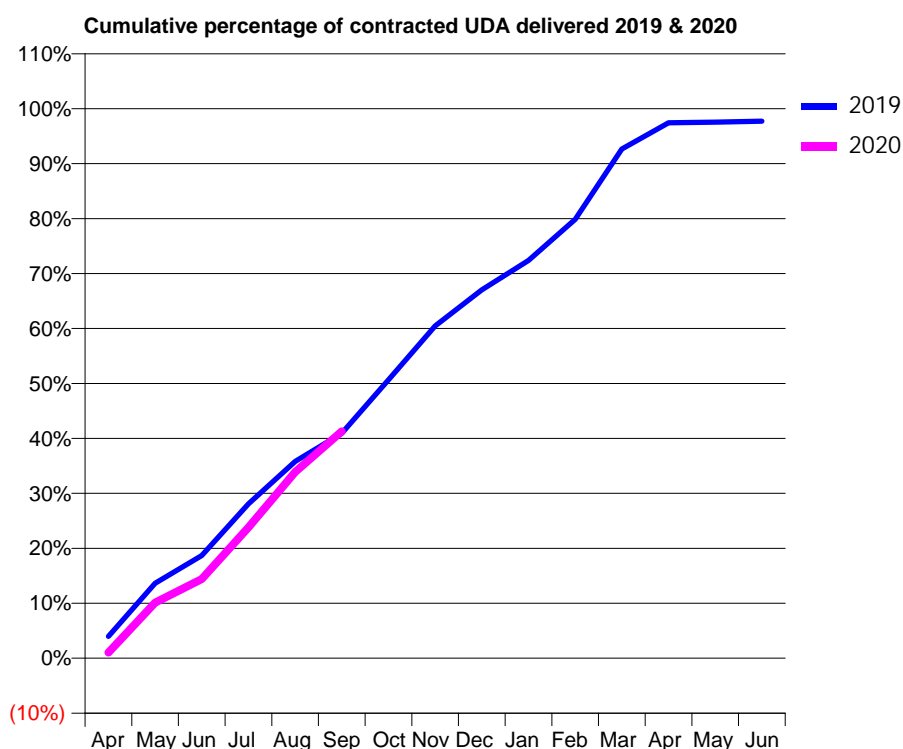
19/20 Contracted general activity (UDA)	26,139
Carry forward general activity (UDA)	595
19/20 Contracted orthodontic activity (UOA)	0
Carry forward orthodontic activity (UOA)	0
Baseline contract value	£666,938.61

### ACCESS\*

Patients seen in 24 months	Total	Change since previous quarter
Quarter ending September 2018	8,732	
Quarter ending December 2018	8,824	→
Quarter ending March 2019	8,757	→
Quarter ending June 2019	8,794	→
Quarter ending September 2019	8,924	→
<b>Variance since September 2018</b>	<b>2.2%</b>	<b>↑</b>



### ACTIVITY



Month	2019	2020
April	1,035	271
May	3,569	2,650
June	4,879	3,764
July	7,345	6,223
August	9,358	8,860
September	10,698	10,793
October	13,240	
November	15,802	
December	17,513	
January	18,918	
February	20,876	
March	24,222	
April	25,466	
May	25,499	
June	25,543	

### QUALITY

	Quantity	Base Number	Contract	AT	Region	England
% of FP17s for the same patient ID Re-attending within 3 months - Children	80	1,463	5.5%	9.9%	11.3%	11.5%
% of FP17s for the same patient ID Re-attending within 3 months - Adults	596	4,628	12.9%	14.4%	14.7%	15.4%
% of FP17s for the same patient ID Re-attending between 3 & 9 months - Children	826	1,463	56.5%	53.5%	60.8%	59.7%
% of FP17s for the same patient ID Re-attending between 3 & 9 months - Adults	2,487	4,628	53.7%	48.5%	52.8%	51.7%
% of FP17s for Band 1 Urgent Courses	409	5,614	7.3%	8.3%	8.2%	9.2%
% of FP17s Relating to Free Repair or Replacements	96	5,614	1.7%	0.7%	0.7%	0.7%
% of FP17s Relating to Continuations	37	5,614	0.7%	0.7%	0.8%	0.8%
% of Patients satisfied with the dentistry they have received	6	6	N/A	92.9%	93.2%	93.5%
% of Patients satisfied with the time they had to wait for an appointment	6	6	N/A	91.6%	88.5%	87.4%

\* This is based on patients treated on this contract for their most recent course of treatment.

Figures in italics indicate the base number of FP17s or Patient Questionnaire responses are less than 100. N/A is shown where the base number of responses is less than 10 during the period. % is calculated as Quantity/Base number\*100

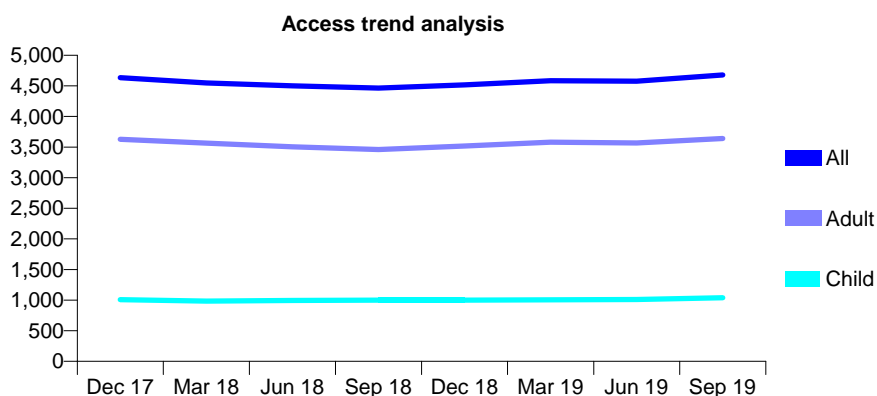
## Q54 - Vital Signs At a Glance Contract Report for 345423/0003 - September 2019

Name or company name	MR T MOODLEY
Contract type name	GDS Contract
Purpose of contract	General
Contract start date	01/10/2014
Contract end date	

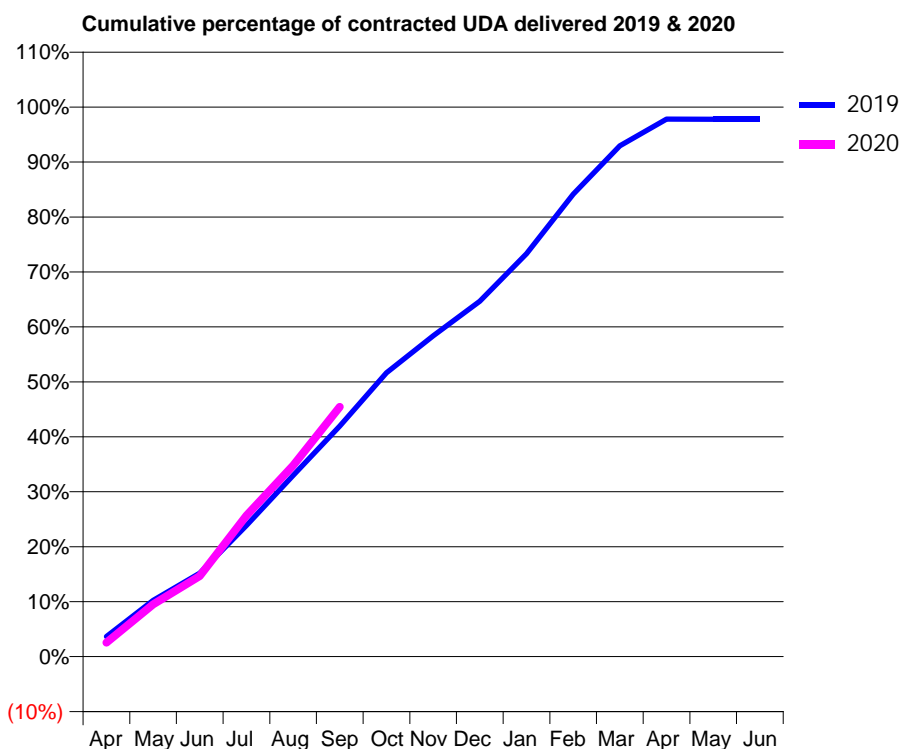
19/20 Contracted general activity (UDA)	14,085
Carry forward general activity (UDA)	310
19/20 Contracted orthodontic activity (UOA)	0
Carry forward orthodontic activity (UOA)	0
Baseline contract value	£302,709.09

### ACCESS\*

Patients seen in 24 months	Total	Change since previous quarter
Quarter ending September 2018	4,463	
Quarter ending December 2018	4,516	→
Quarter ending March 2019	4,586	→
Quarter ending June 2019	4,577	→
Quarter ending September 2019	4,679	↑
<b>Variance since September 2018</b>	<b>4.8%</b>	<b>↑</b>



### ACTIVITY



Month	Adjusted Scheduled Activity (UDA)	
	2019	2020
April	514	360
May	1,446	1,340
June	2,142	2,065
July	3,361	3,616
August	4,647	4,900
September	5,907	6,399
October	7,277	
November	8,223	
December	9,108	
January	10,327	
February	11,853	
March	13,088	
April	13,777	
May	13,774	
June	13,774	

### QUALITY

	Quantity	Base Number	Contract	AT	Region	England
% of FP17s for the same patient ID Re-attending within 3 months - Children	34	691	4.9%	9.9%	11.3%	11.5%
% of FP17s for the same patient ID Re-attending within 3 months - Adults	336	2,297	14.6%	14.4%	14.7%	15.4%
% of FP17s for the same patient ID Re-attending between 3 & 9 months - Children	349	691	50.5%	53.5%	60.8%	59.7%
% of FP17s for the same patient ID Re-attending between 3 & 9 months - Adults	1,178	2,297	51.3%	48.5%	52.8%	51.7%
% of FP17s for Band 1 Urgent Courses	47	2,357	2.0%	8.3%	8.2%	9.2%
% of FP17s Relating to Free Repair or Replacements	40	2,357	1.7%	0.7%	0.7%	0.7%
% of FP17s Relating to Continuations	71	2,357	3.0%	0.7%	0.8%	0.8%
% of Patients satisfied with the dentistry they have received	2	2	N/A	92.9%	93.2%	93.5%
% of Patients satisfied with the time they had to wait for an appointment	2	2	N/A	91.6%	88.5%	87.4%

\* This is based on patients treated on this contract for their most recent course of treatment. Figures in italics indicate the base number of FP17s or Patient Questionnaire responses are less than 100. N/A is shown where the base number of responses is less than 10 during the period. % is calculated as Quantity/Base number\*100

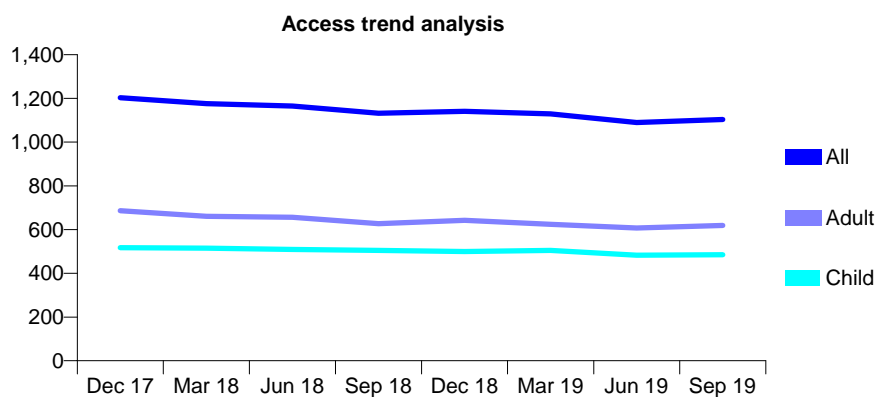
## Q54 - Vital Signs At a Glance Contract Report for 345636/0001 - September 2019

Name or company name	MS F FARSHAD
Contract type name	GDS Contract
Purpose of contract	General
Contract start date	01/04/2006
Contract end date	

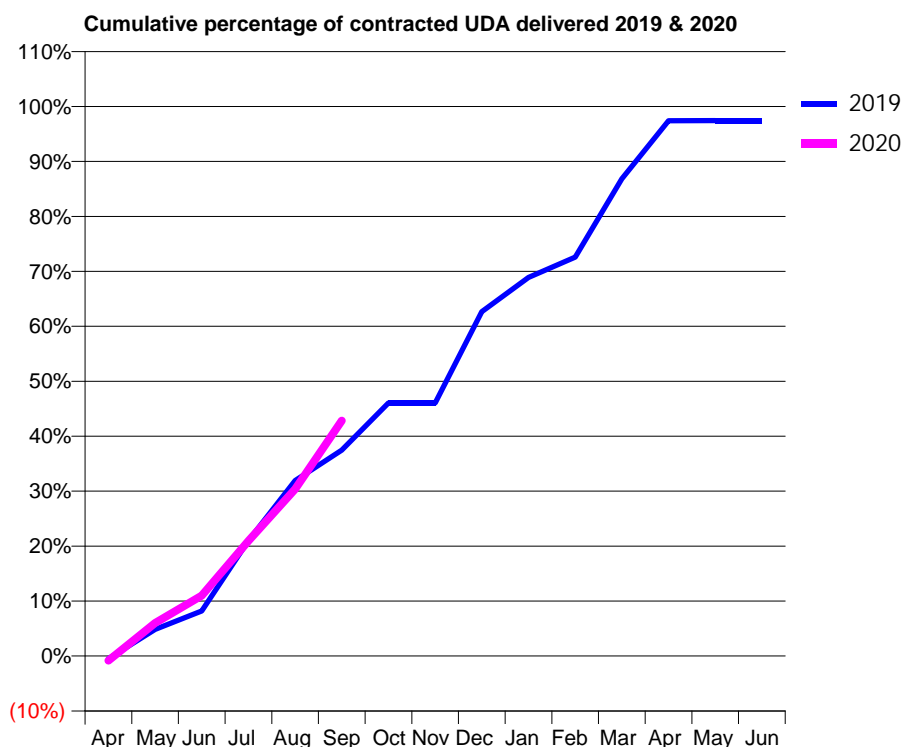
19/20 Contracted general activity (UDA)	3,655
Carry forward general activity (UDA)	94
19/20 Contracted orthodontic activity (UOA)	0
Carry forward orthodontic activity (UOA)	0
Baseline contract value	£93,904.43

### ACCESS\*

Patients seen in 24 months	Total	Change since previous quarter
Quarter ending September 2018	1,132	
Quarter ending December 2018	1,141	→
Quarter ending March 2019	1,129	↓
Quarter ending June 2019	1,090	↓
Quarter ending September 2019	1,104	→
<b>Variance since September 2018</b>	<b>(2.5%)</b>	<b>↓</b>



### ACTIVITY



Month	Adjusted Scheduled Activity (UDA)	
	2019	2020
April	-18	-31
May	178	219
June	299	402
July	768	766
August	1,167	1,111
September	1,369	1,565
October	1,683	
November	1,683	
December	2,291	
January	2,518	
February	2,653	
March	3,174	
April	3,559	
May	3,560	
June	3,560	

### QUALITY

	Quantity	Base Number	Contract	AT	Region	England
% of FP17s for the same patient ID Re-attending within 3 months - Children	17	447	3.8%	9.9%	11.3%	11.5%
% of FP17s for the same patient ID Re-attending within 3 months - Adults	44	484	9.1%	14.4%	14.7%	15.4%
% of FP17s for the same patient ID Re-attending between 3 & 9 months - Children	320	447	71.6%	53.5%	60.8%	59.7%
% of FP17s for the same patient ID Re-attending between 3 & 9 months - Adults	290	484	59.9%	48.5%	52.8%	51.7%
% of FP17s for Band 1 Urgent Courses	36	745	4.8%	8.3%	8.2%	9.2%
% of FP17s Relating to Free Repair or Replacements	0	745	0.0%	0.7%	0.7%	0.7%
% of FP17s Relating to Continuations	2	745	0.3%	0.7%	0.8%	0.8%
% of Patients satisfied with the dentistry they have received	0	0	N/A	92.9%	93.2%	93.5%
% of Patients satisfied with the time they had to wait for an appointment	0	0	N/A	91.6%	88.5%	87.4%

\* This is based on patients treated on this contract for their most recent course of treatment. Figures in italics indicate the base number of FP17s or Patient Questionnaire responses are less than 100. N/A is shown where the base number of responses is less than 10 during the period. % is calculated as Quantity/Base number\*100

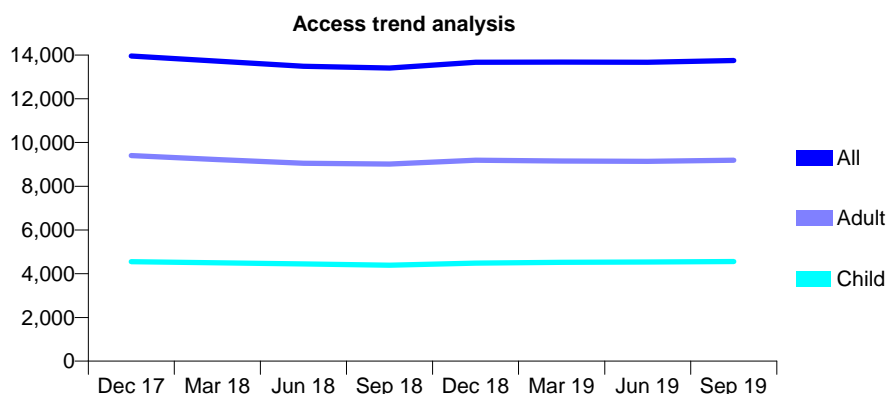
## Q54 - Vital Signs At a Glance Contract Report for 345865/0001 - September 2019

Name or company name	Sherwood Dental Practice
Contract type name	GDS Contract
Purpose of contract	General
Contract start date	01/04/2006
Contract end date	

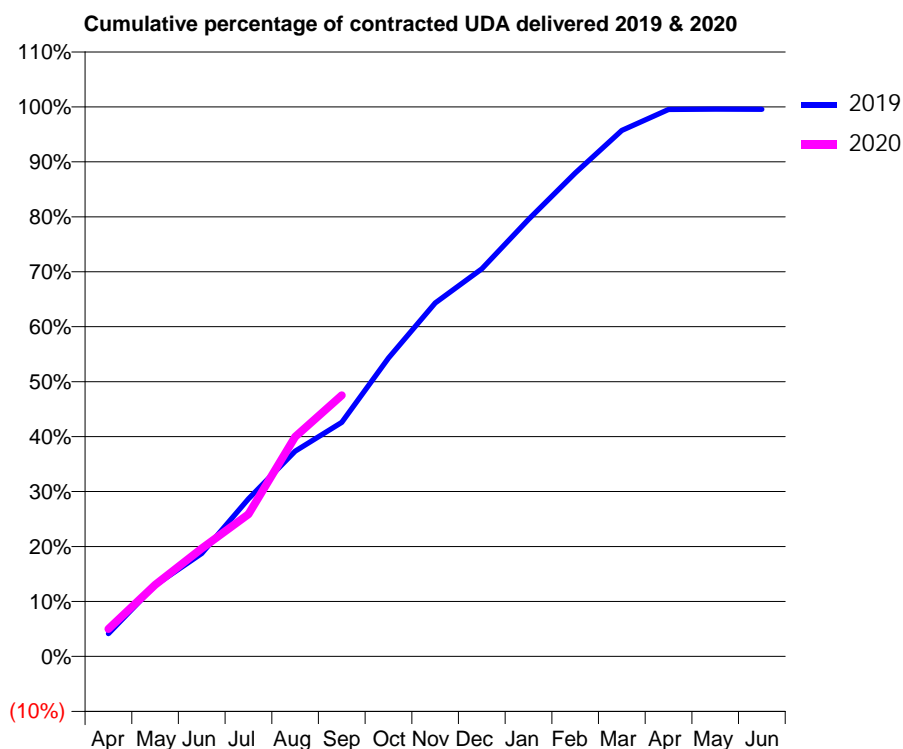
19/20 Contracted general activity (UDA)	31,270
Carry forward general activity (UDA)	138
19/20 Contracted orthodontic activity (UOA)	0
Carry forward orthodontic activity (UOA)	0
Baseline contract value	£776,207.73

### ACCESS\*

Patients seen in 24 months	Total	Change since previous quarter
Quarter ending September 2018	13,405	
Quarter ending December 2018	13,675	↑
Quarter ending March 2019	13,682	→
Quarter ending June 2019	13,676	→
Quarter ending September 2019	13,755	→
<b>Variance since September 2018</b>	<b>2.6%</b>	<b>↑</b>



### ACTIVITY



Month	2019	2020
April	1,305	1,562
May	4,048	4,077
June	5,862	6,140
July	8,967	8,089
August	11,680	12,505
September	13,319	14,859
October	16,982	
November	20,111	
December	22,047	
January	24,865	
February	27,502	
March	29,923	
April	31,121	
May	31,135	
June	31,132	

### QUALITY

	Quantity	Base Number	Contract	AT	Region	England
% of FP17s for the same patient ID Re-attending within 3 months - Children	124	3,150	3.9%	9.9%	11.3%	11.5%
% of FP17s for the same patient ID Re-attending within 3 months - Adults	401	5,116	7.8%	14.4%	14.7%	15.4%
% of FP17s for the same patient ID Re-attending between 3 & 9 months - Children	1,767	3,150	56.1%	53.5%	60.8%	59.7%
% of FP17s for the same patient ID Re-attending between 3 & 9 months - Adults	2,470	5,116	48.3%	48.5%	52.8%	51.7%
% of FP17s for Band 1 Urgent Courses	396	7,670	5.2%	8.3%	8.2%	9.2%
% of FP17s Relating to Free Repair or Replacements	39	7,670	0.5%	0.7%	0.7%	0.7%
% of FP17s Relating to Continuations	19	7,670	0.2%	0.7%	0.8%	0.8%
% of Patients satisfied with the dentistry they have received	3	3	N/A	92.9%	93.2%	93.5%
% of Patients satisfied with the time they had to wait for an appointment	2	3	N/A	91.6%	88.5%	87.4%

\* This is based on patients treated on this contract for their most recent course of treatment. Figures in italics indicate the base number of FP17s or Patient Questionnaire responses are less than 100. N/A is shown where the base number of responses is less than 10 during the period. % is calculated as Quantity/Base number\*100

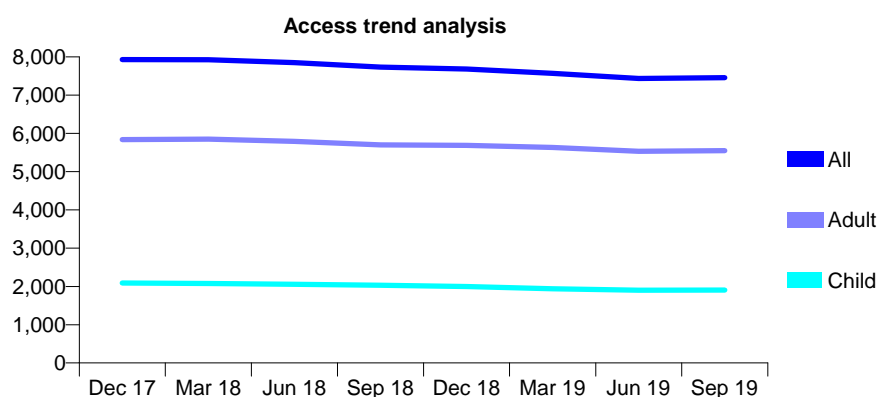
## Q54 - Vital Signs At a Glance Contract Report for 345962/0001 - September 2019

Name or company name	MR JS DOSANJH
Contract type name	GDS Contract
Purpose of contract	General
Contract start date	01/04/2006
Contract end date	

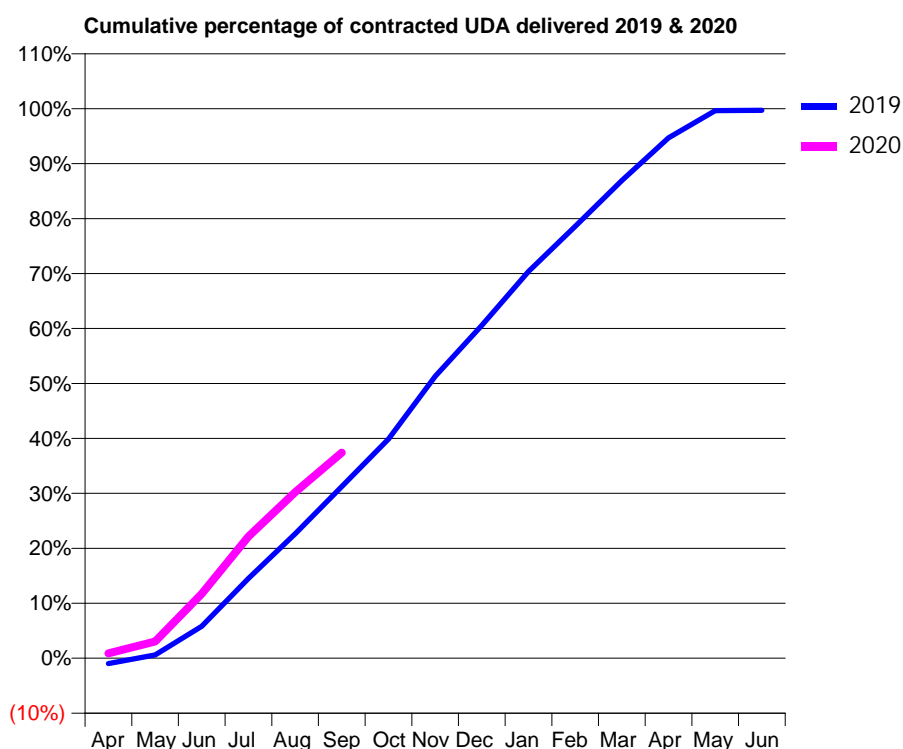
19/20 Contracted general activity (UDA)	20,414
Carry forward general activity (UDA)	61
19/20 Contracted orthodontic activity (UOA)	0
Carry forward orthodontic activity (UOA)	0
Baseline contract value	£509,744.24

### ACCESS\*

Patients seen in 24 months	Total	Change since previous quarter
Quarter ending September 2018	7,732	
Quarter ending December 2018	7,682	→
Quarter ending March 2019	7,571	↓
Quarter ending June 2019	7,433	↓
Quarter ending September 2019	7,453	→
<b>Variance since September 2018</b>	<b>(3.6%)</b>	<b>↓</b>



### ACTIVITY



Month	2019	2020
April	-204	179
May	123	624
June	1,187	2,395
July	2,963	4,521
August	4,626	6,172
September	6,380	7,638
October	8,142	
November	10,468	
December	12,362	
January	14,366	
February	16,042	
March	17,744	
April	19,333	
May	20,343	
June	20,353	

### QUALITY

	Quantity	Base Number	Contract	AT	Region	England
% of FP17s for the same patient ID Re-attending within 3 months - Children	72	1,312	5.5%	9.9%	11.3%	11.5%
% of FP17s for the same patient ID Re-attending within 3 months - Adults	680	4,103	16.6%	14.4%	14.7%	15.4%
% of FP17s for the same patient ID Re-attending between 3 & 9 months - Children	694	1,312	52.9%	53.5%	60.8%	59.7%
% of FP17s for the same patient ID Re-attending between 3 & 9 months - Adults	2,306	4,103	56.2%	48.5%	52.8%	51.7%
% of FP17s for Band 1 Urgent Courses	434	4,047	10.7%	8.3%	8.2%	9.2%
% of FP17s Relating to Free Repair or Replacements	47	4,047	1.2%	0.7%	0.7%	0.7%
% of FP17s Relating to Continuations	7	4,047	0.2%	0.7%	0.8%	0.8%
% of Patients satisfied with the dentistry they have received	2	2	N/A	92.9%	93.2%	93.5%
% of Patients satisfied with the time they had to wait for an appointment	2	2	N/A	91.6%	88.5%	87.4%

\* This is based on patients treated on this contract for their most recent course of treatment.

Figures in italics indicate the base number of FP17s or Patient Questionnaire responses are less than 100. N/A is shown where the base number of responses is less than 10 during the period. % is calculated as Quantity/Base number\*100

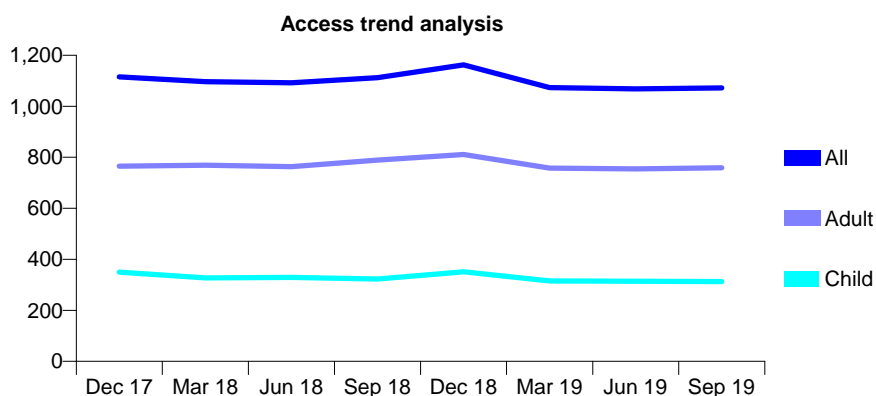
## Q54 - Vital Signs At a Glance Contract Report for 358223/0001 - September 2019

Name or company name	MR F YASSIN
Contract type name	GDS Contract
Purpose of contract	General
Contract start date	01/04/2006
Contract end date	

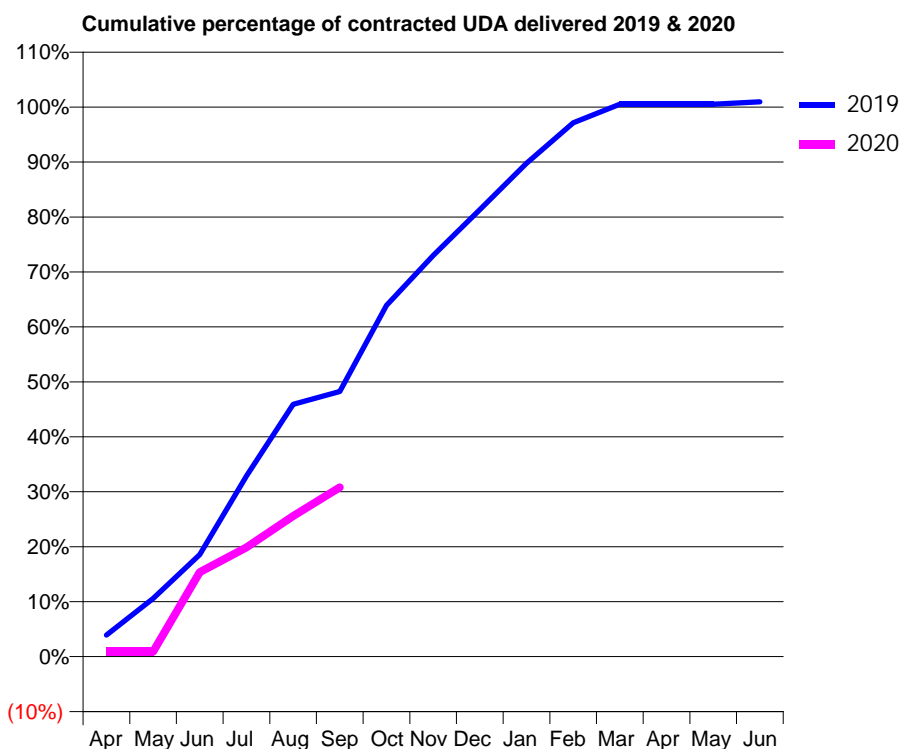
19/20 Contracted general activity (UDA)	2,761
Carry forward general activity (UDA)	-26
19/20 Contracted orthodontic activity (UOA)	0
Carry forward orthodontic activity (UOA)	0
Baseline contract value	£74,891.15

### ACCESS\*

Patients seen in 24 months	Total	Change since previous quarter
Quarter ending September 2018	1,112	
Quarter ending December 2018	1,162	↑
Quarter ending March 2019	1,073	↓
Quarter ending June 2019	1,068	→
Quarter ending September 2019	1,072	→
<b>Variance since September 2018</b>	<b>(3.6%)</b>	<b>↓</b>



### ACTIVITY



Month	Adjusted Scheduled Activity (UDA)	
	2019	2020
April	108	26
May	293	26
June	513	424
July	908	549
August	1,267	706
September	1,331	851
October	1,764	
November	2,016	
December	2,246	
January	2,478	
February	2,682	
March	2,775	
April	2,775	
May	2,775	
June	2,787	

### QUALITY

	Quantity	Base Number	Contract	AT	Region	England
% of FP17s for the same patient ID Re-attending within 3 months - Children	1	97	1.0%	9.9%	11.3%	11.5%
% of FP17s for the same patient ID Re-attending within 3 months - Adults	12	229	5.2%	14.4%	14.7%	15.4%
% of FP17s for the same patient ID Re-attending between 3 & 9 months - Children	24	97	24.7%	53.5%	60.8%	59.7%
% of FP17s for the same patient ID Re-attending between 3 & 9 months - Adults	55	229	24.0%	48.5%	52.8%	51.7%
% of FP17s for Band 1 Urgent Courses	8	325	2.5%	8.3%	8.2%	9.2%
% of FP17s Relating to Free Repair or Replacements	0	325	0.0%	0.7%	0.7%	0.7%
% of FP17s Relating to Continuations	0	325	0.0%	0.7%	0.8%	0.8%
% of Patients satisfied with the dentistry they have received	0	0	N/A	92.9%	93.2%	93.5%
% of Patients satisfied with the time they had to wait for an appointment	0	0	N/A	91.6%	88.5%	87.4%

\* This is based on patients treated on this contract for their most recent course of treatment. Figures in italics indicate the base number of FP17s or Patient Questionnaire responses are less than 100. N/A is shown where the base number of responses is less than 10 during the period. % is calculated as Quantity/Base number\*100

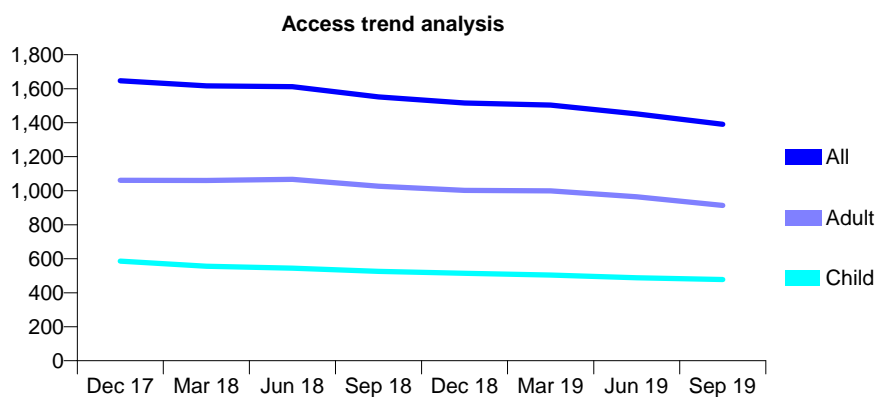
## Q54 - Vital Signs At a Glance Contract Report for 361690/0001 - September 2019

Name or company name	MR M AGGARWAL
Contract type name	GDS Contract
Purpose of contract	General
Contract start date	01/04/2006
Contract end date	

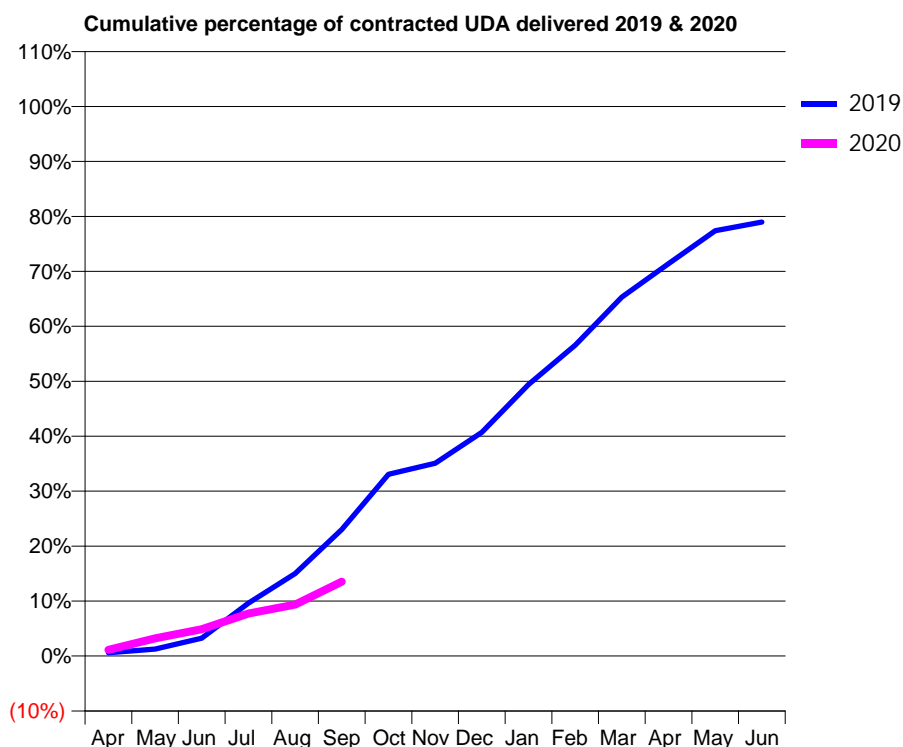
19/20 Contracted general activity (UDA)	3,955
Carry forward general activity (UDA)	0
19/20 Contracted orthodontic activity (UOA)	0
Carry forward orthodontic activity (UOA)	0
Baseline contract value	£101,683.24

### ACCESS\*

Patients seen in 24 months	Total	Change since previous quarter
Quarter ending September 2018	1,552	
Quarter ending December 2018	1,516	↓
Quarter ending March 2019	1,503	→
Quarter ending June 2019	1,452	↓
Quarter ending September 2019	1,390	↓
<b>Variance since September 2018</b>	<b>(10.4%)</b>	<b>↓</b>



### ACTIVITY



Month	Adjusted Scheduled Activity (UDA)	
	2019	2020
April	23	45
May	50	128
June	128	194
July	381	306
August	594	371
September	911	535
October	1,308	
November	1,388	
December	1,610	
January	1,954	
February	2,237	
March	2,583	
April	2,824	
May	3,061	
June	3,123	

### QUALITY

	Quantity	Base Number	Contract	AT	Region	England
% of FP17s for the same patient ID Re-attending within 3 months - Children	17	271	6.3%	9.9%	11.3%	11.5%
% of FP17s for the same patient ID Re-attending within 3 months - Adults	31	306	10.1%	14.4%	14.7%	15.4%
% of FP17s for the same patient ID Re-attending between 3 & 9 months - Children	132	271	48.7%	53.5%	60.8%	59.7%
% of FP17s for the same patient ID Re-attending between 3 & 9 months - Adults	122	306	39.9%	48.5%	52.8%	51.7%
% of FP17s for Band 1 Urgent Courses	13	345	3.8%	8.3%	8.2%	9.2%
% of FP17s Relating to Free Repair or Replacements	1	345	0.3%	0.7%	0.7%	0.7%
% of FP17s Relating to Continuations	0	345	0.0%	0.7%	0.8%	0.8%
% of Patients satisfied with the dentistry they have received	0	0	N/A	92.9%	93.2%	93.5%
% of Patients satisfied with the time they had to wait for an appointment	0	0	N/A	91.6%	88.5%	87.4%

\* This is based on patients treated on this contract for their most recent course of treatment. Figures in italics indicate the base number of FP17s or Patient Questionnaire responses are less than 100. N/A is shown where the base number of responses is less than 10 during the period. % is calculated as Quantity/Base number\*100



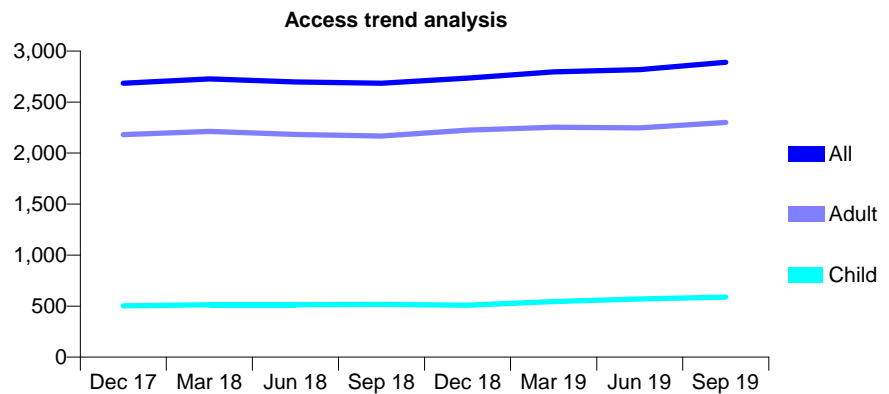
## Q54 - Vital Signs At a Glance Contract Report for 372471/0001 - September 2019

Name or company name	A Nandra & E Kara Partnership
Contract type name	GDS Contract
Purpose of contract	General
Contract start date	01/07/2015
Contract end date	

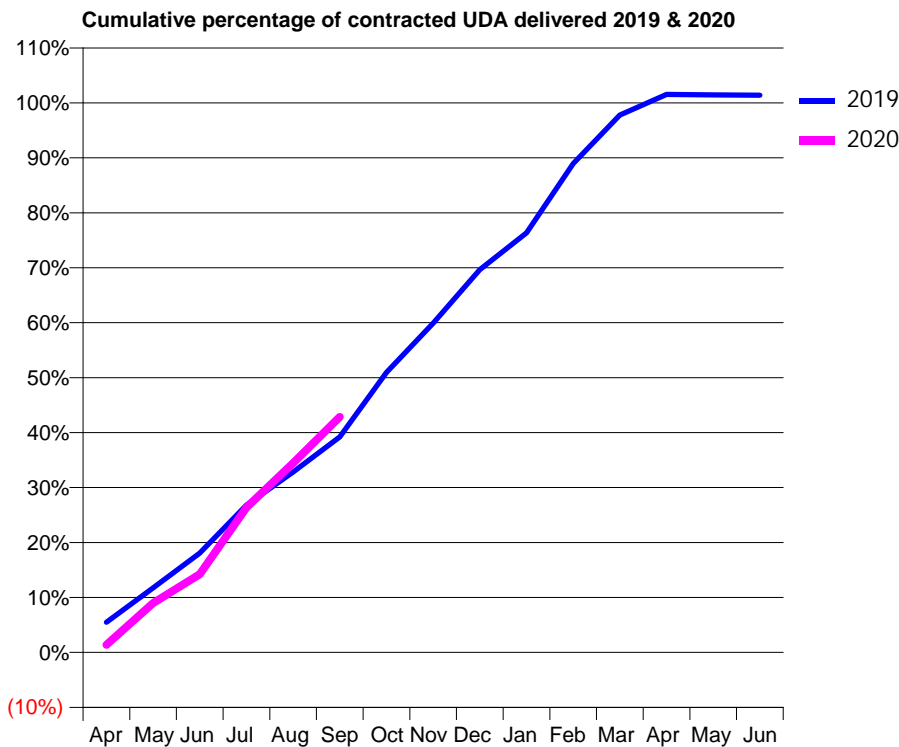
19/20 Contracted general activity (UDA)	8,492
Carry forward general activity (UDA)	-119
19/20 Contracted orthodontic activity (UOA)	0
Carry forward orthodontic activity (UOA)	0
Baseline contract value	£286,045.94

### ACCESS\*

Patients seen in 24 months	Total	Change since previous quarter
Quarter ending September 2018	2,684	
Quarter ending December 2018	2,735	→
Quarter ending March 2019	2,797	↑
Quarter ending June 2019	2,818	→
Quarter ending September 2019	2,889	↑
<b>Variance since September 2018</b>	<b>7.6%</b>	<b>↑</b>



### ACTIVITY



Month	2019	2020
April	468	119
May	998	763
June	1,535	1,208
July	2,277	2,239
August	2,790	2,928
September	3,331	3,638
October	4,327	
November	5,090	
December	5,913	
January	6,485	
February	7,554	
March	8,304	
April	8,623	
May	8,614	
June	8,611	

### QUALITY

	Quantity	Base Number	Contract	AT	Region	England
% of FP17s for the same patient ID Re-attending within 3 months - Children	21	449	4.7%	9.9%	11.3%	11.5%
% of FP17s for the same patient ID Re-attending within 3 months - Adults	173	1,579	11.0%	14.4%	14.7%	15.4%
% of FP17s for the same patient ID Re-attending between 3 & 9 months - Children	259	449	57.7%	53.5%	60.8%	59.7%
% of FP17s for the same patient ID Re-attending between 3 & 9 months - Adults	840	1,579	53.2%	48.5%	52.8%	51.7%
% of FP17s for Band 1 Urgent Courses	131	1,866	7.0%	8.3%	8.2%	9.2%
% of FP17s Relating to Free Repair or Replacements	8	1,866	0.4%	0.7%	0.7%	0.7%
% of FP17s Relating to Continuations	4	1,866	0.2%	0.7%	0.8%	0.8%
% of Patients satisfied with the dentistry they have received	0	0	N/A	92.9%	93.2%	93.5%
% of Patients satisfied with the time they had to wait for an appointment	0	0	N/A	91.6%	88.5%	87.4%

\* This is based on patients treated on this contract for their most recent course of treatment. Figures in italics indicate the base number of FP17s or Patient Questionnaire responses are less than 100. N/A is shown where the base number of responses is less than 10 during the period. % is calculated as Quantity/Base number\*100

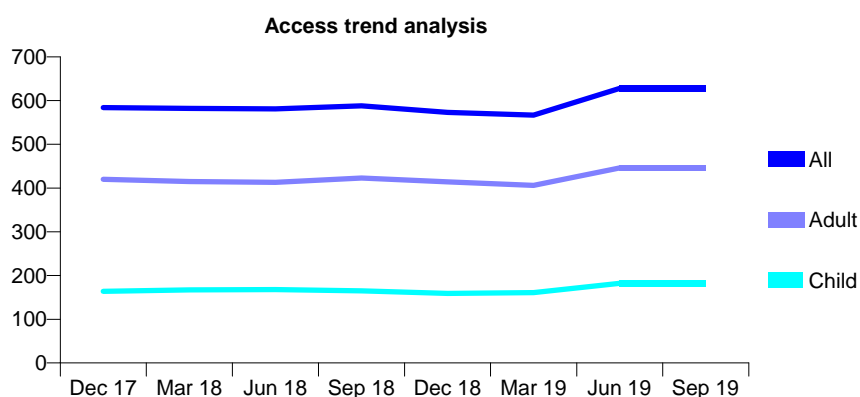
## Q54 - Vital Signs At a Glance Contract Report for 564192/0001 - September 2019

Name or company name	MR PJ ROBERTS
Contract type name	GDS Contract
Purpose of contract	General
Contract start date	01/04/2006
Contract end date	

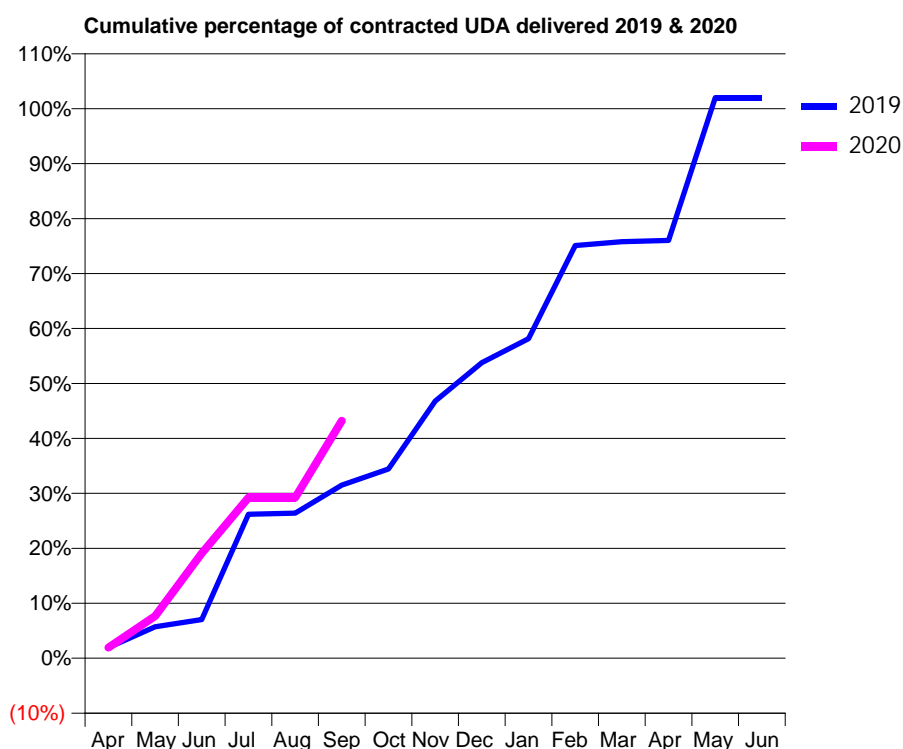
19/20 Contracted general activity (UDA)	1,393
Carry forward general activity (UDA)	-27
19/20 Contracted orthodontic activity (UOA)	0
Carry forward orthodontic activity (UOA)	0
Baseline contract value	£31,902.80

### ACCESS\*

Patients seen in 24 months	Total	Change since previous quarter
Quarter ending September 2018	588	
Quarter ending December 2018	573	↓
Quarter ending March 2019	567	↓
Quarter ending June 2019	628	↑
Quarter ending September 2019	628	→
<b>Variance since September 2018</b>	<b>6.8%</b>	<b>↑</b>



### ACTIVITY



Month	2019	2020
April	27	27
May	80	107
June	98	266
July	365	407
August	368	407
September	439	602
October	480	
November	652	
December	749	
January	810	
February	1,046	
March	1,056	
April	1,059	
May	1,421	
June	1,421	

### QUALITY

	Quantity	Base Number	Contract	AT	Region	England
% of FP17s for the same patient ID Re-attending within 3 months - Children	12	172	7.0%	9.9%	11.3%	11.5%
% of FP17s for the same patient ID Re-attending within 3 months - Adults	12	230	5.2%	14.4%	14.7%	15.4%
% of FP17s for the same patient ID Re-attending between 3 & 9 months - Children	104	172	60.5%	53.5%	60.8%	59.7%
% of FP17s for the same patient ID Re-attending between 3 & 9 months - Adults	94	230	40.9%	48.5%	52.8%	51.7%
% of FP17s for Band 1 Urgent Courses	0	277	0.0%	8.3%	8.2%	9.2%
% of FP17s Relating to Free Repair or Replacements	1	277	0.4%	0.7%	0.7%	0.7%
% of FP17s Relating to Continuations	0	277	0.0%	0.7%	0.8%	0.8%
% of Patients satisfied with the dentistry they have received	2	2	N/A	92.9%	93.2%	93.5%
% of Patients satisfied with the time they had to wait for an appointment	2	2	N/A	91.6%	88.5%	87.4%

\* This is based on patients treated on this contract for their most recent course of treatment.

Figures in italics indicate the base number of FP17s or Patient Questionnaire responses are less than 100. N/A is shown where the base number of responses is less than 10 during the period. % is calculated as Quantity/Base number\*100

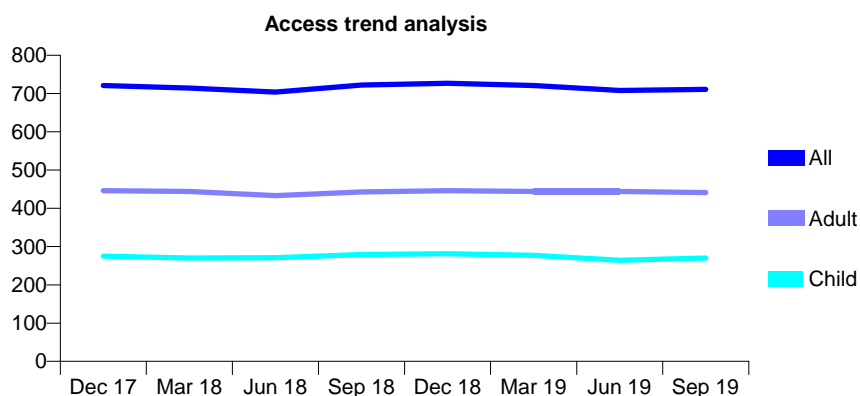
## Q54 - Vital Signs At a Glance Contract Report for 565032/0001 - September 2019

Name or company name	MR P CASASOLA
Contract type name	GDS Contract
Purpose of contract	General
Contract start date	01/04/2006
Contract end date	

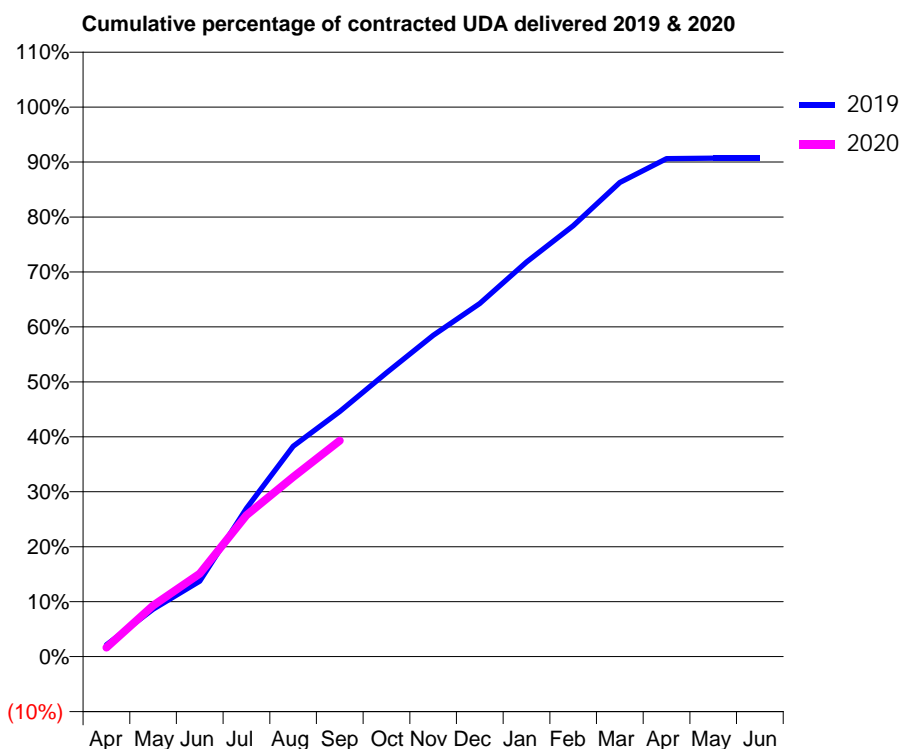
19/20 Contracted general activity (UDA)	1,450
Carry forward general activity (UDA)	0
19/20 Contracted orthodontic activity (UOA)	0
Carry forward orthodontic activity (UOA)	0
Baseline contract value	£36,823.35

### ACCESS\*

Patients seen in 24 months	Total	Change since previous quarter
Quarter ending September 2018	722	
Quarter ending December 2018	727	→
Quarter ending March 2019	721	→
Quarter ending June 2019	708	↓
Quarter ending September 2019	711	→
<b>Variance since September 2018</b>	<b>(1.5%)</b>	<b>↓</b>



### ACTIVITY



Month	Adjusted Scheduled Activity (UDA)	
	2019	2020
April	31	24
May	125	135
June	199	219
July	391	373
August	555	474
September	647	570
October	749	
November	848	
December	932	
January	1,041	
February	1,137	
March	1,251	
April	1,314	
May	1,315	
June	1,315	

### QUALITY

	Quantity	Base Number	Contract	AT	Region	England
% of FP17s for the same patient ID Re-attending within 3 months - Children	11	180	6.1%	9.9%	11.3%	11.5%
% of FP17s for the same patient ID Re-attending within 3 months - Adults	26	257	10.1%	14.4%	14.7%	15.4%
% of FP17s for the same patient ID Re-attending between 3 & 9 months - Children	96	180	53.3%	53.5%	60.8%	59.7%
% of FP17s for the same patient ID Re-attending between 3 & 9 months - Adults	126	257	49.0%	48.5%	52.8%	51.7%
% of FP17s for Band 1 Urgent Courses	0	389	0.0%	8.3%	8.2%	9.2%
% of FP17s Relating to Free Repair or Replacements	2	389	0.5%	0.7%	0.7%	0.7%
% of FP17s Relating to Continuations	0	389	0.0%	0.7%	0.8%	0.8%
% of Patients satisfied with the dentistry they have received	0	0	N/A	92.9%	93.2%	93.5%
% of Patients satisfied with the time they had to wait for an appointment	0	0	N/A	91.6%	88.5%	87.4%

\* This is based on patients treated on this contract for their most recent course of treatment. Figures in italics indicate the base number of FP17s or Patient Questionnaire responses are less than 100. N/A is shown where the base number of responses is less than 10 during the period. % is calculated as Quantity/Base number\*100

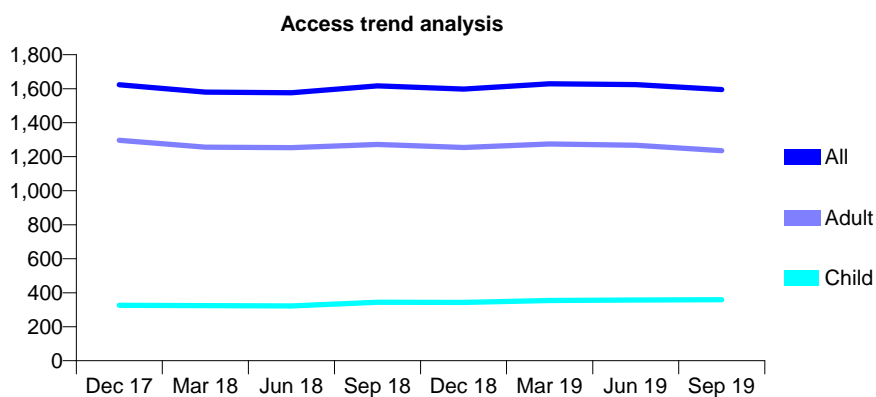
## Q54 - Vital Signs At a Glance Contract Report for 568724/0001 - September 2019

Name or company name	MR MD SEGELOV
Contract type name	GDS Contract
Purpose of contract	General
Contract start date	01/04/2006
Contract end date	

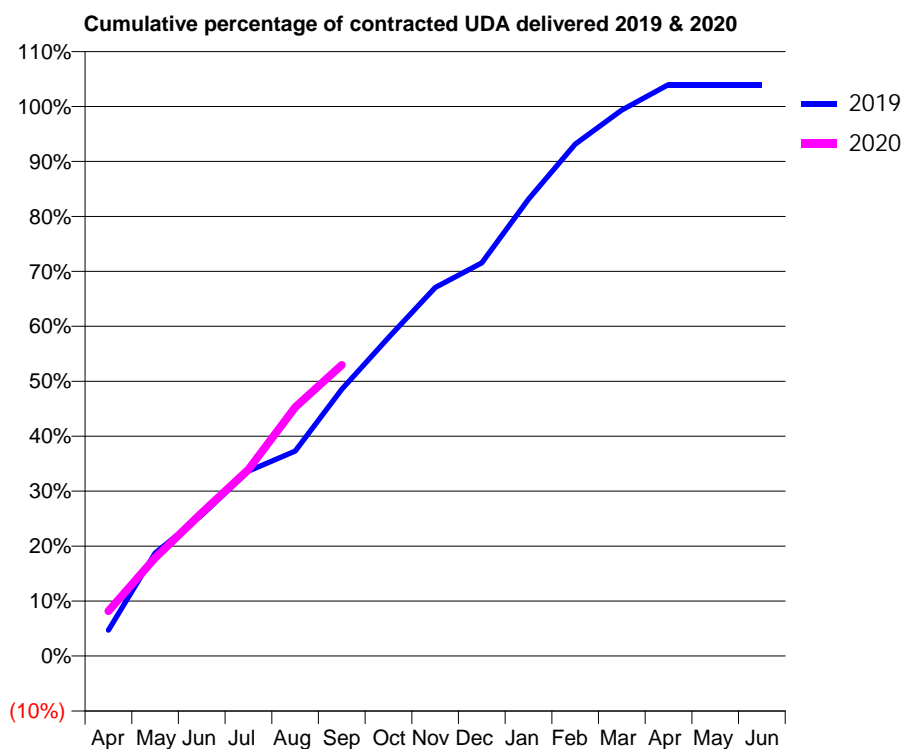
19/20 Contracted general activity (UDA)	3,197
Carry forward general activity (UDA)	-63
19/20 Contracted orthodontic activity (UOA)	0
Carry forward orthodontic activity (UOA)	0
Baseline contract value	£87,584.70

### ACCESS\*

Patients seen in 24 months	Total	Change since previous quarter
Quarter ending September 2018	1,616	
Quarter ending December 2018	1,597	↓
Quarter ending March 2019	1,629	↑
Quarter ending June 2019	1,624	→
Quarter ending September 2019	1,595	↓
<b>Variance since September 2018</b>	<b>(1.3%)</b>	<b>↓</b>



### ACTIVITY



Month	Adjusted Scheduled Activity (UDA)	
	2019	2020
April	150	261
May	600	571
June	820	833
July	1,076	1,085
August	1,192	1,447
September	1,552	1,693
October	1,852	
November	2,144	
December	2,286	
January	2,657	
February	2,978	
March	3,176	
April	3,324	
May	3,324	
June	3,324	

### QUALITY

	Quantity	Base Number	Contract	AT	Region	England
% of FP17s for the same patient ID Re-attending within 3 months - Children	9	228	3.9%	9.9%	11.3%	11.5%
% of FP17s for the same patient ID Re-attending within 3 months - Adults	69	828	8.3%	14.4%	14.7%	15.4%
% of FP17s for the same patient ID Re-attending between 3 & 9 months - Children	109	228	47.8%	53.5%	60.8%	59.7%
% of FP17s for the same patient ID Re-attending between 3 & 9 months - Adults	433	828	52.3%	48.5%	52.8%	51.7%
% of FP17s for Band 1 Urgent Courses	40	981	4.1%	8.3%	8.2%	9.2%
% of FP17s Relating to Free Repair or Replacements	0	981	0.0%	0.7%	0.7%	0.7%
% of FP17s Relating to Continuations	0	981	0.0%	0.7%	0.8%	0.8%
% of Patients satisfied with the dentistry they have received	0	0	N/A	92.9%	93.2%	93.5%
% of Patients satisfied with the time they had to wait for an appointment	0	0	N/A	91.6%	88.5%	87.4%

\* This is based on patients treated on this contract for their most recent course of treatment. Figures in italics indicate the base number of FP17s or Patient Questionnaire responses are less than 100. N/A is shown where the base number of responses is less than 10 during the period. % is calculated as Quantity/Base number\*100

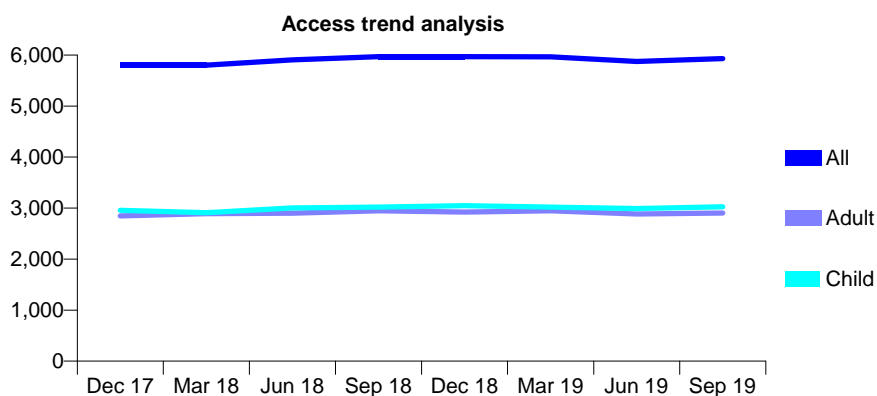
## Q54 - Vital Signs At a Glance Contract Report for 570192/0002 - September 2019

Name or company name	Mr A Solanki & Miss K Solanki
Contract type name	GDS Contract
Purpose of contract	General
Contract start date	01/04/2006
Contract end date	

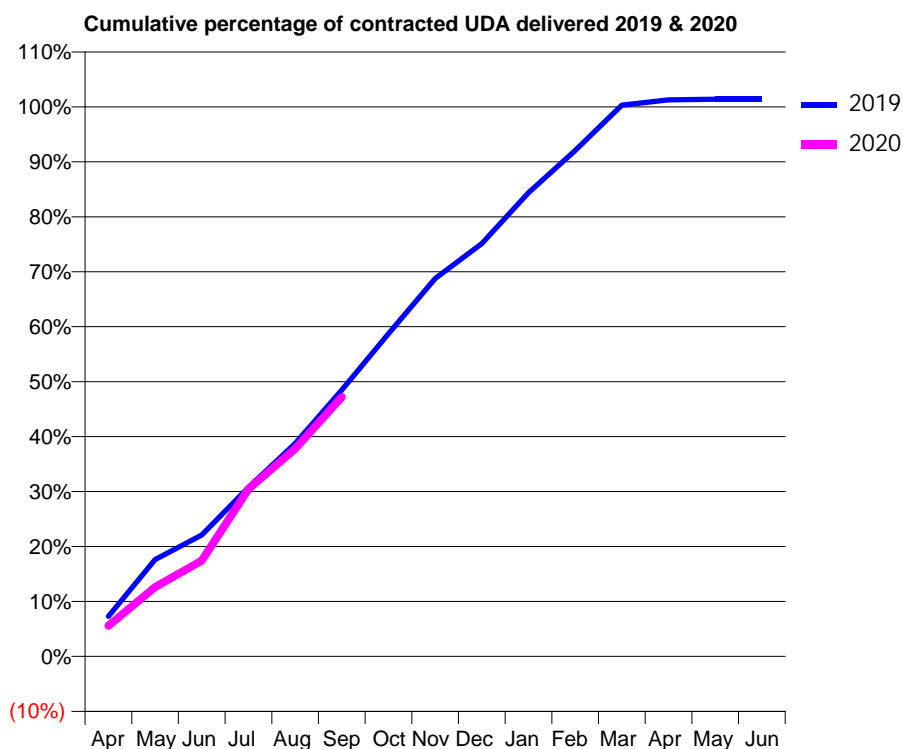
19/20 Contracted general activity (UDA)	16,425
Carry forward general activity (UDA)	-226
19/20 Contracted orthodontic activity (UOA)	0
Carry forward orthodontic activity (UOA)	0
Baseline contract value	£487,090.51

### ACCESS\*

Patients seen in 24 months	Total	Change since previous quarter
Quarter ending September 2018	5,970	
Quarter ending December 2018	5,969	→
Quarter ending March 2019	5,966	→
Quarter ending June 2019	5,877	↓
Quarter ending September 2019	5,930	→
<b>Variance since September 2018</b>	<b>(0.7%)</b>	<b>→</b>



### ACTIVITY



Month	2019	2020
April	1,197	913
May	2,894	2,074
June	3,631	2,862
July	5,053	5,001
August	6,362	6,209
September	7,963	7,751
October	9,648	
November	11,293	
December	12,338	
January	13,861	
February	15,119	
March	16,476	
April	16,634	
May	16,652	
June	16,652	

### QUALITY

	Quantity	Base Number	Contract	AT	Region	England
% of FP17s for the same patient ID Re-attending within 3 months - Children	100	2,092	4.8%	9.9%	11.3%	11.5%
% of FP17s for the same patient ID Re-attending within 3 months - Adults	214	1,616	13.2%	14.4%	14.7%	15.4%
% of FP17s for the same patient ID Re-attending between 3 & 9 months - Children	1,156	2,092	55.3%	53.5%	60.8%	59.7%
% of FP17s for the same patient ID Re-attending between 3 & 9 months - Adults	688	1,616	42.6%	48.5%	52.8%	51.7%
% of FP17s for Band 1 Urgent Courses	223	3,383	6.6%	8.3%	8.2%	9.2%
% of FP17s Relating to Free Repair or Replacements	0	3,383	0.0%	0.7%	0.7%	0.7%
% of FP17s Relating to Continuations	3	3,383	0.1%	0.7%	0.8%	0.8%
% of Patients satisfied with the dentistry they have received	0	1	N/A	92.9%	93.2%	93.5%
% of Patients satisfied with the time they had to wait for an appointment	1	1	N/A	91.6%	88.5%	87.4%

\* This is based on patients treated on this contract for their most recent course of treatment. Figures in italics indicate the base number of FP17s or Patient Questionnaire responses are less than 100. N/A is shown where the base number of responses is less than 10 during the period. % is calculated as Quantity/Base number\*100

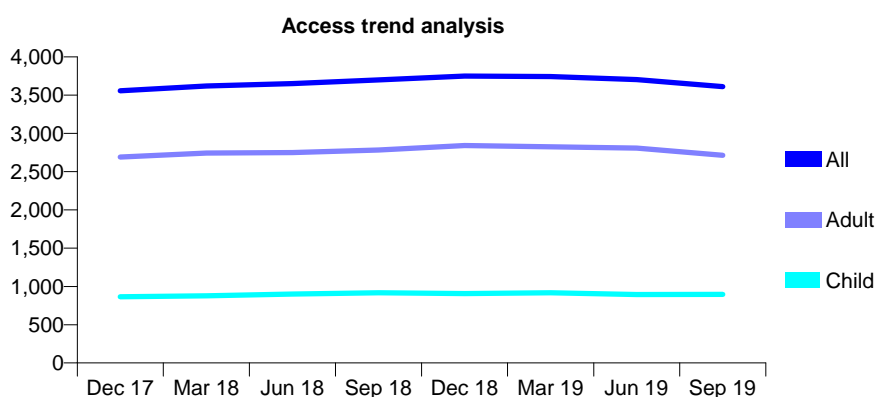
## Q54 - Vital Signs At a Glance Contract Report for 576530/0001 - September 2019

Name or company name	MR AK PAL
Contract type name	GDS Contract
Purpose of contract	General
Contract start date	01/04/2006
Contract end date	

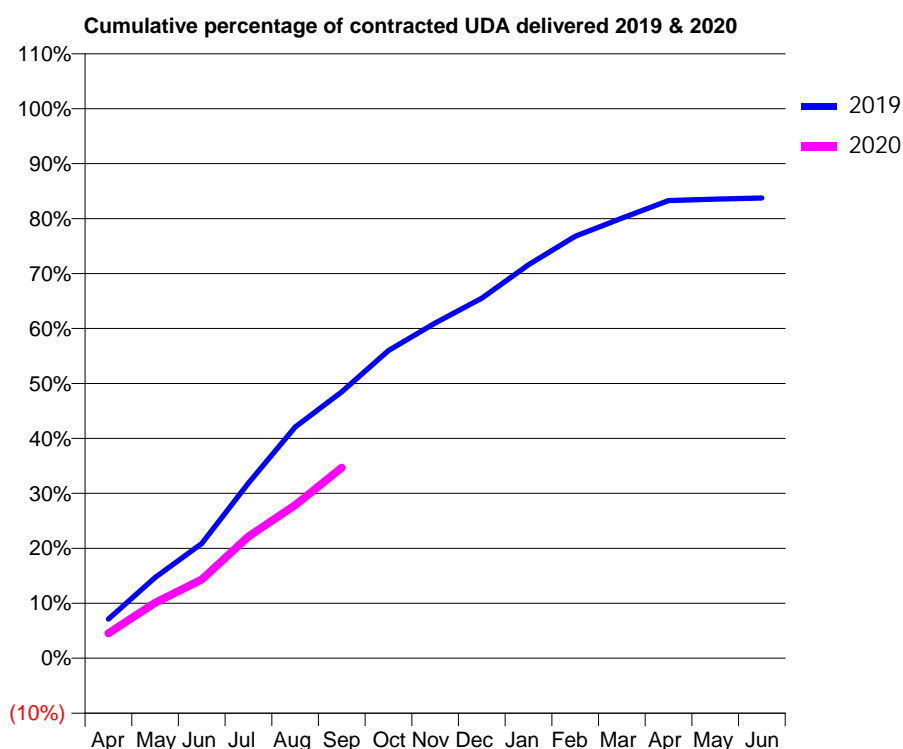
19/20 Contracted general activity (UDA)	6,708
Carry forward general activity (UDA)	0
19/20 Contracted orthodontic activity (UOA)	0
Carry forward orthodontic activity (UOA)	0
Baseline contract value	£227,127.67

### ACCESS\*

Patients seen in 24 months	Total	Change since previous quarter
Quarter ending September 2018	3,700	
Quarter ending December 2018	3,750	→
Quarter ending March 2019	3,743	→
Quarter ending June 2019	3,702	↓
Quarter ending September 2019	3,611	↓
<b>Variance since September 2018</b>	<b>(2.4%)</b>	<b>↓</b>



### ACTIVITY



Month	2019	2020
April	477	304
May	986	678
June	1,398	960
July	2,138	1,485
August	2,823	1,867
September	3,252	2,325
October	3,757	
November	4,092	
December	4,395	
January	4,803	
February	5,149	
March	5,371	
April	5,586	
May	5,603	
June	5,617	

### QUALITY

	Quantity	Base Number	Contract	AT	Region	England
% of FP17s for the same patient ID Re-attending within 3 months - Children	41	568	7.2%	9.9%	11.3%	11.5%
% of FP17s for the same patient ID Re-attending within 3 months - Adults	99	1,136	8.7%	14.4%	14.7%	15.4%
% of FP17s for the same patient ID Re-attending between 3 & 9 months - Children	262	568	46.1%	53.5%	60.8%	59.7%
% of FP17s for the same patient ID Re-attending between 3 & 9 months - Adults	412	1,136	36.3%	48.5%	52.8%	51.7%
% of FP17s for Band 1 Urgent Courses	49	1,134	4.3%	8.3%	8.2%	9.2%
% of FP17s Relating to Free Repair or Replacements	3	1,134	0.3%	0.7%	0.7%	0.7%
% of FP17s Relating to Continuations	0	1,134	0.0%	0.7%	0.8%	0.8%
% of Patients satisfied with the dentistry they have received	1	1	N/A	92.9%	93.2%	93.5%
% of Patients satisfied with the time they had to wait for an appointment	1	1	N/A	91.6%	88.5%	87.4%

\* This is based on patients treated on this contract for their most recent course of treatment. Figures in italics indicate the base number of FP17s or Patient Questionnaire responses are less than 100. N/A is shown where the base number of responses is less than 10 during the period. % is calculated as Quantity/Base number\*100

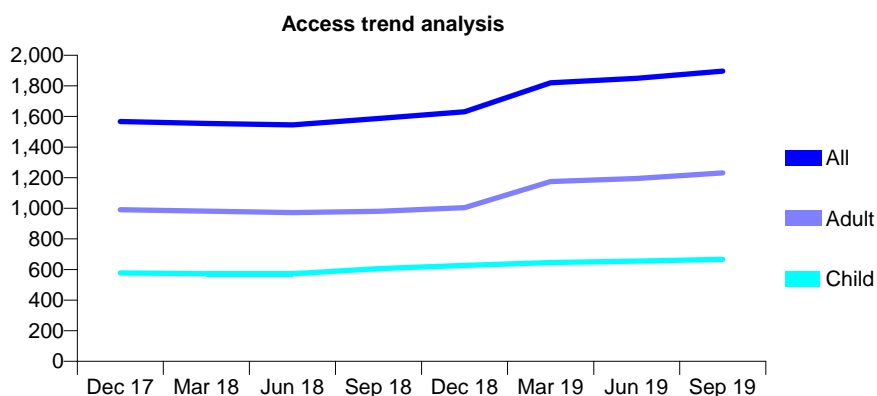
## Q54 - Vital Signs At a Glance Contract Report for 577820/0001 - September 2019

Name or company name	Novos Dental Clinic
Contract type name	GDS Contract
Purpose of contract	General
Contract start date	01/04/2006
Contract end date	

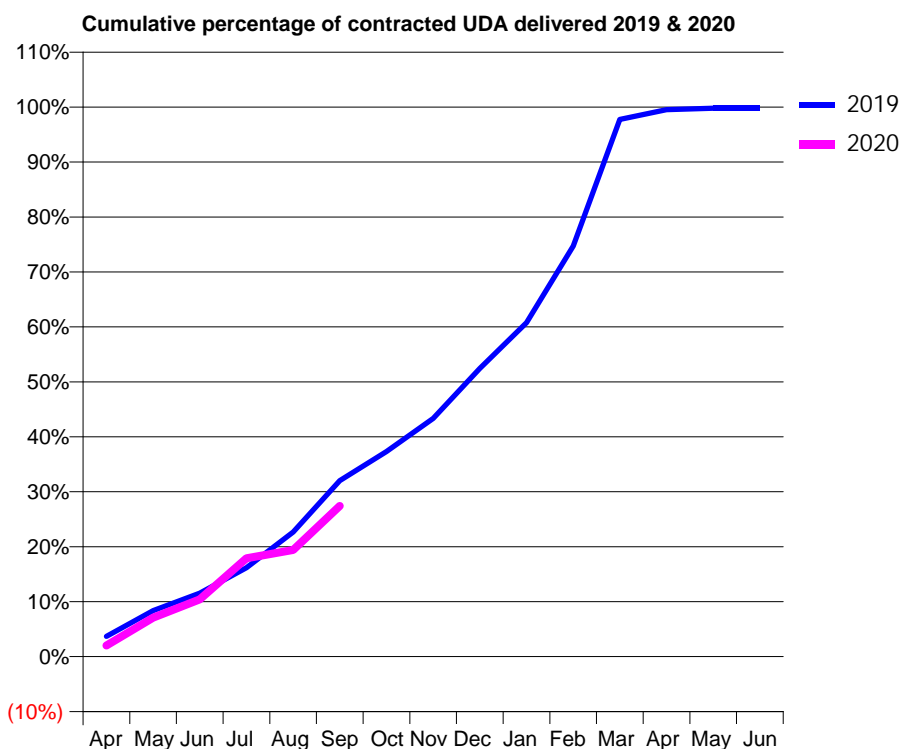
19/20 Contracted general activity (UDA)	7,540
Carry forward general activity (UDA)	16
19/20 Contracted orthodontic activity (UOA)	0
Carry forward orthodontic activity (UOA)	0
Baseline contract value	£228,326.37

### ACCESS\*

Patients seen in 24 months	Total	Change since previous quarter
Quarter ending September 2018	1,587	
Quarter ending December 2018	1,631	↑
Quarter ending March 2019	1,820	↑
Quarter ending June 2019	1,850	→
Quarter ending September 2019	1,897	↑
<b>Variance since September 2018</b>	<b>19.5%</b>	<b>↑</b>



### ACTIVITY



Month	Adjusted Scheduled Activity (UDA)	
	2019	2020
April	277	153
May	632	535
June	872	786
July	1,219	1,349
August	1,710	1,465
September	2,415	2,066
October	2,814	
November	3,269	
December	3,952	
January	4,581	
February	5,633	
March	7,369	
April	7,505	
May	7,523	
June	7,523	

### QUALITY

	Quantity	Base Number	Contract	AT	Region	England
% of FP17s for the same patient ID Re-attending within 3 months - Children	15	345	4.3%	9.9%	11.3%	11.5%
% of FP17s for the same patient ID Re-attending within 3 months - Adults	86	568	15.1%	14.4%	14.7%	15.4%
% of FP17s for the same patient ID Re-attending between 3 & 9 months - Children	176	345	51.0%	53.5%	60.8%	59.7%
% of FP17s for the same patient ID Re-attending between 3 & 9 months - Adults	218	568	38.4%	48.5%	52.8%	51.7%
% of FP17s for Band 1 Urgent Courses	58	852	6.8%	8.3%	8.2%	9.2%
% of FP17s Relating to Free Repair or Replacements	2	852	0.2%	0.7%	0.7%	0.7%
% of FP17s Relating to Continuations	6	852	0.7%	0.7%	0.8%	0.8%
% of Patients satisfied with the dentistry they have received	1	1	N/A	92.9%	93.2%	93.5%
% of Patients satisfied with the time they had to wait for an appointment	0	1	N/A	91.6%	88.5%	87.4%

\* This is based on patients treated on this contract for their most recent course of treatment. Figures in italics indicate the base number of FP17s or Patient Questionnaire responses are less than 100. N/A is shown where the base number of responses is less than 10 during the period. % is calculated as Quantity/Base number\*100

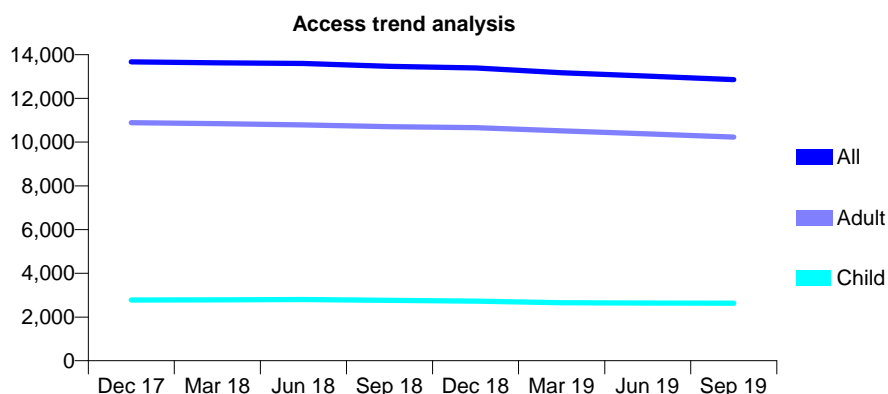
## Q54 - Vital Signs At a Glance Contract Report for 619744/0004 - September 2019

Name or company name	Dehal, Williams, Kavanagh and Kavanagh
Contract type name	GDS Contract
Purpose of contract	General and Orthodontic
Contract start date	01/07/2012
Contract end date	

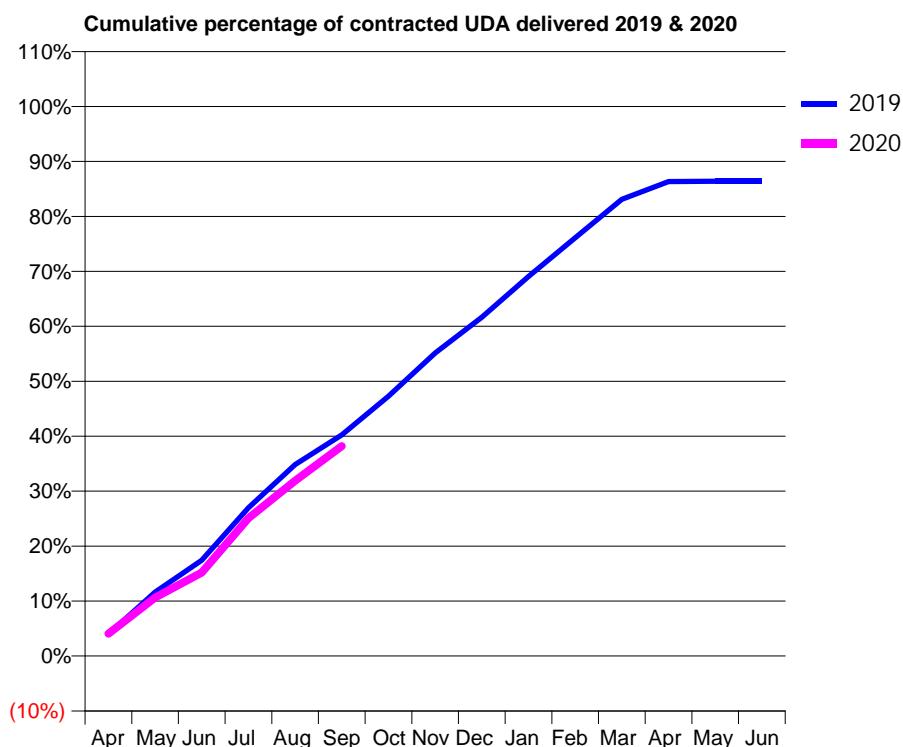
19/20 Contracted general activity (UDA)	42,273
Carry forward general activity (UDA)	0
19/20 Contracted orthodontic activity (UOA)	1,974
Carry forward orthodontic activity (UOA)	-36
Baseline contract value	£1,139,724.53

### ACCESS\*

Patients seen in 24 months	Total	Change since previous quarter
Quarter ending September 2018	13,466	
Quarter ending December 2018	13,391	→
Quarter ending March 2019	13,171	↓
Quarter ending June 2019	13,018	↓
Quarter ending September 2019	12,859	↓
<b>Variance since September 2018</b>	<b>(4.5%)</b>	<b>↓</b>



### ACTIVITY



Month	Adjusted Scheduled Activity (UDA)	
	2019	2020
April	1,693	1,720
May	4,915	4,500
June	7,373	6,429
July	11,415	10,617
August	14,737	13,484
September	17,001	16,153
October	19,987	
November	23,310	
December	26,051	
January	29,204	
February	32,176	
March	35,127	
April	36,492	
May	36,521	
June	36,525	

### QUALITY

	Quantity	Base Number	Contract	AT	Region	England
% of FP17s for the same patient ID Re-attending within 3 months - Children	239	2,089	11.4%	9.9%	11.3%	11.5%
% of FP17s for the same patient ID Re-attending within 3 months - Adults	1,281	7,713	16.6%	14.4%	14.7%	15.4%
% of FP17s for the same patient ID Re-attending between 3 & 9 months - Children	1,205	2,089	57.7%	53.5%	60.8%	59.7%
% of FP17s for the same patient ID Re-attending between 3 & 9 months - Adults	4,769	7,713	61.8%	48.5%	52.8%	51.7%
% of FP17s for Band 1 Urgent Courses	739	8,946	8.3%	8.3%	8.2%	9.2%
% of FP17s Relating to Free Repair or Replacements	202	8,946	2.3%	0.7%	0.7%	0.7%
% of FP17s Relating to Continuations	227	8,946	2.5%	0.7%	0.8%	0.8%
% of Patients satisfied with the dentistry they have received	10	10	100.0%	92.9%	93.2%	93.5%
% of Patients satisfied with the time they had to wait for an appointment	9	10	90.0%	91.6%	88.5%	87.4%

\* This is based on patients treated on this contract for their most recent course of treatment. Figures in italics indicate the base number of FP17s or Patient Questionnaire responses are less than 100. N/A is shown where the base number of responses is less than 10 during the period. % is calculated as Quantity/Base number\*100



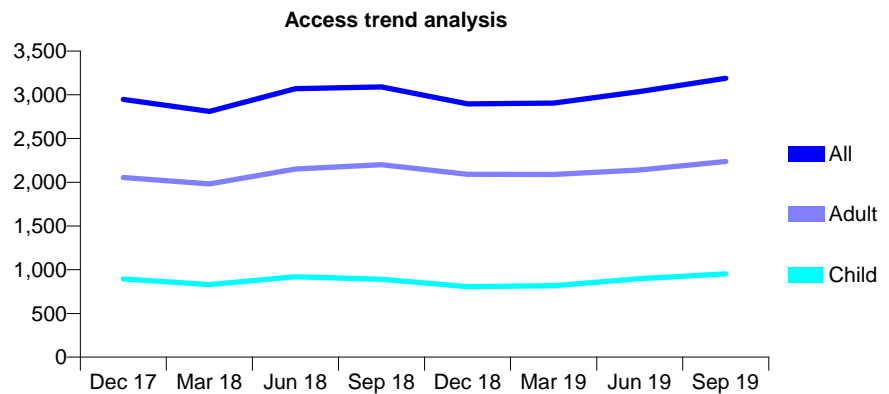
## Q54 - Vital Signs At a Glance Contract Report for 629715/0001 - September 2019

Name or company name	MR M GIBBONS
Contract type name	GDS Contract
Purpose of contract	General
Contract start date	01/04/2006
Contract end date	

19/20 Contracted general activity (UDA)	9,814
Carry forward general activity (UDA)	0
19/20 Contracted orthodontic activity (UOA)	0
Carry forward orthodontic activity (UOA)	0
Baseline contract value	£230,445.48

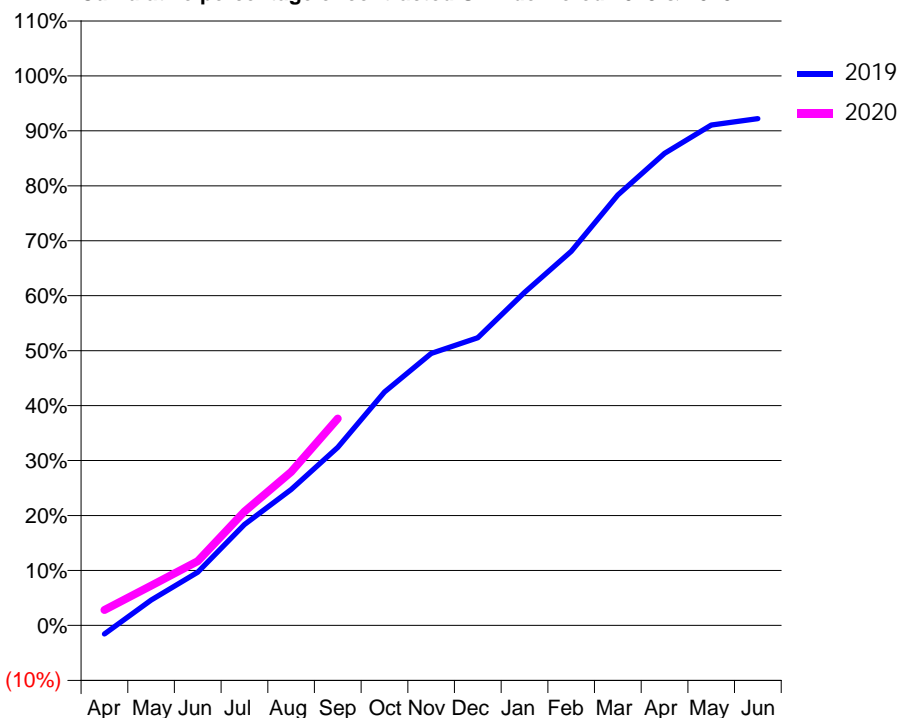
### ACCESS\*

Patients seen in 24 months	Total	Change since previous quarter
Quarter ending September 2018	3,090	
Quarter ending December 2018	2,897	↓
Quarter ending March 2019	2,904	→
Quarter ending June 2019	3,037	↑
Quarter ending September 2019	3,190	↑
<b>Variance since September 2018</b>	<b>3.2%</b>	<b>↑</b>



### ACTIVITY

Cumulative percentage of contracted UDA delivered 2019 & 2020



Month	2019	2020
April	-157	275
May	453	710
June	952	1,147
July	1,803	2,033
August	2,428	2,741
September	3,181	3,695
October	4,169	
November	4,858	
December	5,138	
January	5,946	
February	6,681	
March	7,687	
April	8,429	
May	8,936	
June	9,051	

### QUALITY

	Quantity	Base Number	Contract	AT	Region	England
% of FP17s for the same patient ID Re-attending within 3 months - Children	26	791	3.3%	9.9%	11.3%	11.5%
% of FP17s for the same patient ID Re-attending within 3 months - Adults	242	1,813	13.3%	14.4%	14.7%	15.4%
% of FP17s for the same patient ID Re-attending between 3 & 9 months - Children	406	791	51.3%	53.5%	60.8%	59.7%
% of FP17s for the same patient ID Re-attending between 3 & 9 months - Adults	860	1,813	47.4%	48.5%	52.8%	51.7%
% of FP17s for Band 1 Urgent Courses	106	1,994	5.3%	8.3%	8.2%	9.2%
% of FP17s Relating to Free Repair or Replacements	11	1,994	0.6%	0.7%	0.7%	0.7%
% of FP17s Relating to Continuations	34	1,994	1.7%	0.7%	0.8%	0.8%
% of Patients satisfied with the dentistry they have received	1	1	N/A	92.9%	93.2%	93.5%
% of Patients satisfied with the time they had to wait for an appointment	1	1	N/A	91.6%	88.5%	87.4%

\* This is based on patients treated on this contract for their most recent course of treatment.

Figures in italics indicate the base number of FP17s or Patient Questionnaire responses are less than 100. N/A is shown where the base number of responses is less than 10 during the period. % is calculated as Quantity/Base number\*100

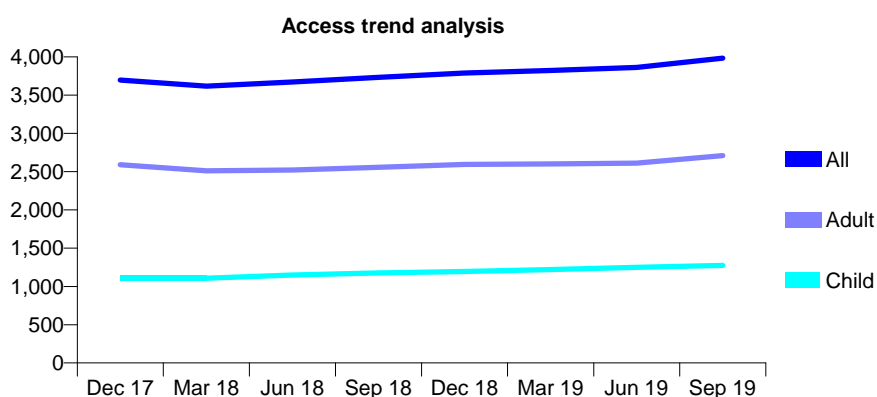
## Q54 - Vital Signs At a Glance Contract Report for 629820/0001 - September 2019

Name or company name	488 Smile Avenue
Contract type name	GDS Contract
Purpose of contract	General
Contract start date	01/04/2006
Contract end date	

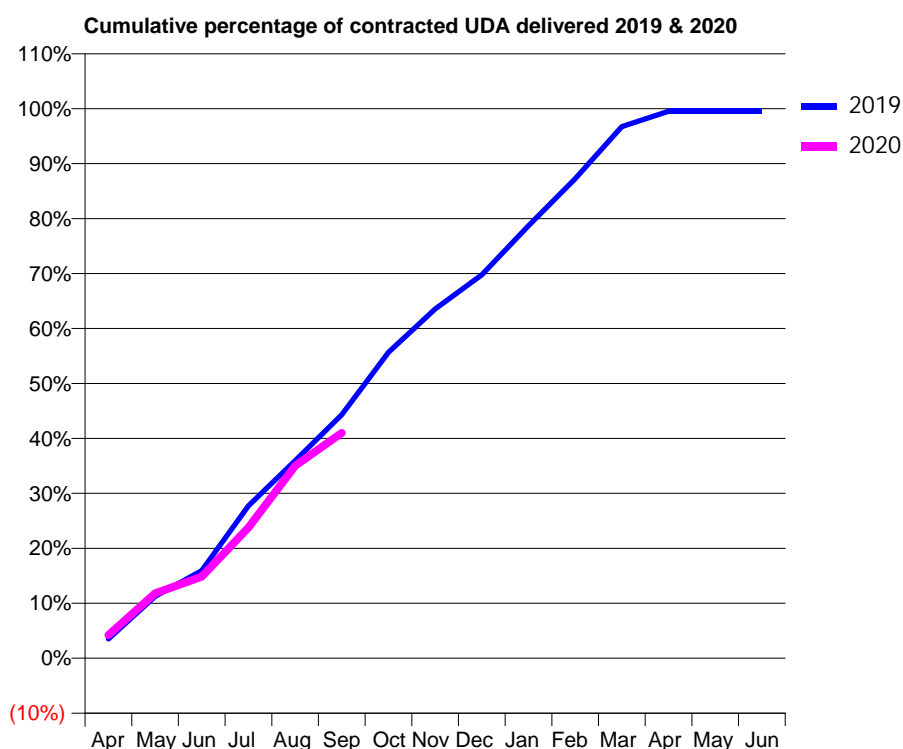
19/20 Contracted general activity (UDA)	16,237
Carry forward general activity (UDA)	75
19/20 Contracted orthodontic activity (UOA)	0
Carry forward orthodontic activity (UOA)	0
Baseline contract value	£385,171.52

### ACCESS\*

Patients seen in 24 months	Total	Change since previous quarter
Quarter ending September 2018	3,732	
Quarter ending December 2018	3,789	→
Quarter ending March 2019	3,822	→
Quarter ending June 2019	3,862	→
Quarter ending September 2019	3,984	↑
<b>Variance since September 2018</b>	<b>6.8%</b>	<b>↑</b>



### ACTIVITY



Month	2019	2020
April	570	685
May	1,828	1,917
June	2,592	2,410
July	4,506	3,860
August	5,838	5,687
September	7,192	6,658
October	9,036	
November	10,323	
December	11,328	
January	12,780	
February	14,168	
March	15,703	
April	16,161	
May	16,161	
June	16,161	

### QUALITY

	Quantity	Base Number	Contract	AT	Region	England
% of FP17s for the same patient ID Re-attending within 3 months - Children	25	774	3.2%	9.9%	11.3%	11.5%
% of FP17s for the same patient ID Re-attending within 3 months - Adults	147	1,465	10.0%	14.4%	14.7%	15.4%
% of FP17s for the same patient ID Re-attending between 3 & 9 months - Children	353	774	45.6%	53.5%	60.8%	59.7%
% of FP17s for the same patient ID Re-attending between 3 & 9 months - Adults	677	1,465	46.2%	48.5%	52.8%	51.7%
% of FP17s for Band 1 Urgent Courses	182	2,134	8.5%	8.3%	8.2%	9.2%
% of FP17s Relating to Free Repair or Replacements	20	2,134	0.9%	0.7%	0.7%	0.7%
% of FP17s Relating to Continuations	3	2,134	0.1%	0.7%	0.8%	0.8%
% of Patients satisfied with the dentistry they have received	1	1	N/A	92.9%	93.2%	93.5%
% of Patients satisfied with the time they had to wait for an appointment	1	1	N/A	91.6%	88.5%	87.4%

\* This is based on patients treated on this contract for their most recent course of treatment.

Figures in italics indicate the base number of FP17s or Patient Questionnaire responses are less than 100. N/A is shown where the base number of responses is less than 10 during the period. % is calculated as Quantity/Base number\*100

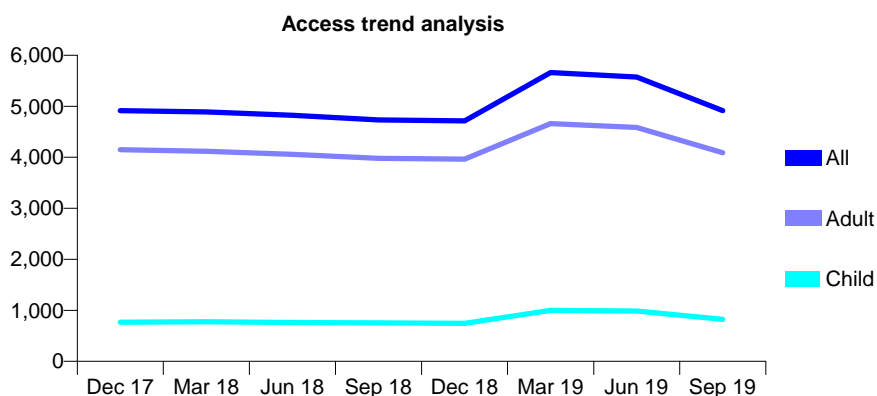
## Q54 - Vital Signs At a Glance Contract Report for 630179/0001 - September 2019

Name or company name	Blackheath Dental Practice
Contract type name	GDS Contract
Purpose of contract	General and Orthodontic
Contract start date	01/04/2006
Contract end date	

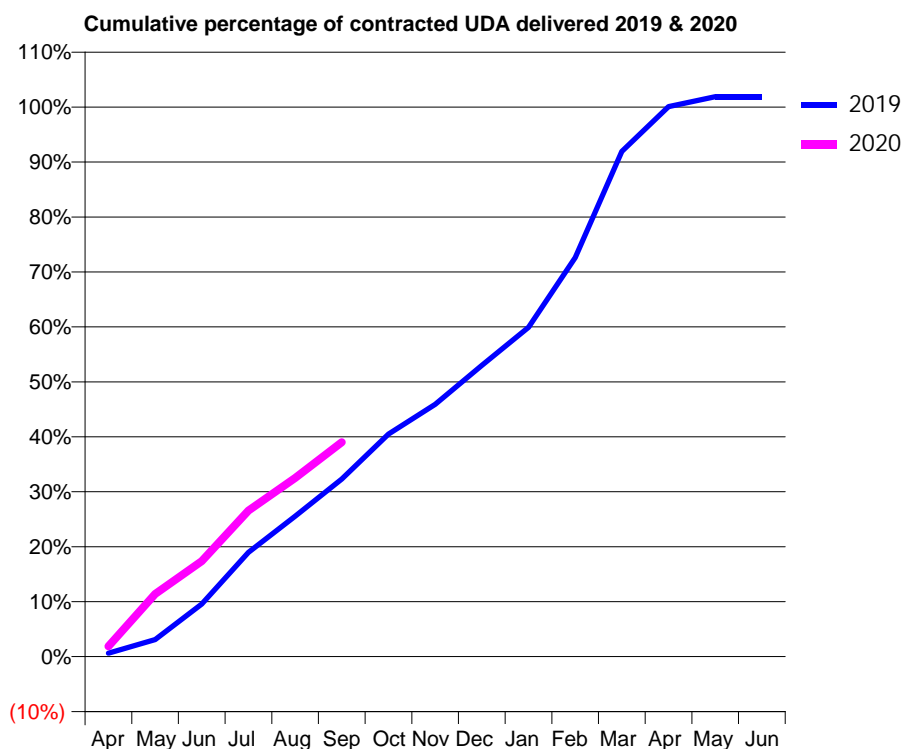
19/20 Contracted general activity (UDA)	13,502
Carry forward general activity (UDA)	-255
19/20 Contracted orthodontic activity (UOA)	395
Carry forward orthodontic activity (UOA)	-3
Baseline contract value	£360,178.18

### ACCESS\*

Patients seen in 24 months	Total	Change since previous quarter
Quarter ending September 2018	4,734	
Quarter ending December 2018	4,712	→
Quarter ending March 2019	5,662	↑
Quarter ending June 2019	5,572	↓
Quarter ending September 2019	4,915	↓
<b>Variance since September 2018</b>	<b>3.8%</b>	<b>↑</b>



### ACTIVITY



Month	Adjusted Scheduled Activity (UDA)	
	2019	2020
April	85	255
May	420	1,538
June	1,293	2,345
July	2,560	3,590
August	3,450	4,389
September	4,364	5,267
October	5,466	
November	6,200	
December	7,154	
January	8,091	
February	9,804	
March	12,410	
April	13,514	
May	13,758	
June	13,758	

### QUALITY

	Quantity	Base Number	Contract	AT	Region	England
% of FP17s for the same patient ID Re-attending within 3 months - Children	25	486	5.1%	9.9%	11.3%	11.5%
% of FP17s for the same patient ID Re-attending within 3 months - Adults	233	2,563	9.1%	14.4%	14.7%	15.4%
% of FP17s for the same patient ID Re-attending between 3 & 9 months - Children	210	486	43.2%	53.5%	60.8%	59.7%
% of FP17s for the same patient ID Re-attending between 3 & 9 months - Adults	1,329	2,563	51.9%	48.5%	52.8%	51.7%
% of FP17s for Band 1 Urgent Courses	63	2,425	2.6%	8.3%	8.2%	9.2%
% of FP17s Relating to Free Repair or Replacements	29	2,425	1.2%	0.7%	0.7%	0.7%
% of FP17s Relating to Continuations	16	2,425	0.7%	0.7%	0.8%	0.8%
% of Patients satisfied with the dentistry they have received	1	1	N/A	92.9%	93.2%	93.5%
% of Patients satisfied with the time they had to wait for an appointment	1	1	N/A	91.6%	88.5%	87.4%

\* This is based on patients treated on this contract for their most recent course of treatment. Figures in italics indicate the base number of FP17s or Patient Questionnaire responses are less than 100. N/A is shown where the base number of responses is less than 10 during the period. % is calculated as Quantity/Base number\*100

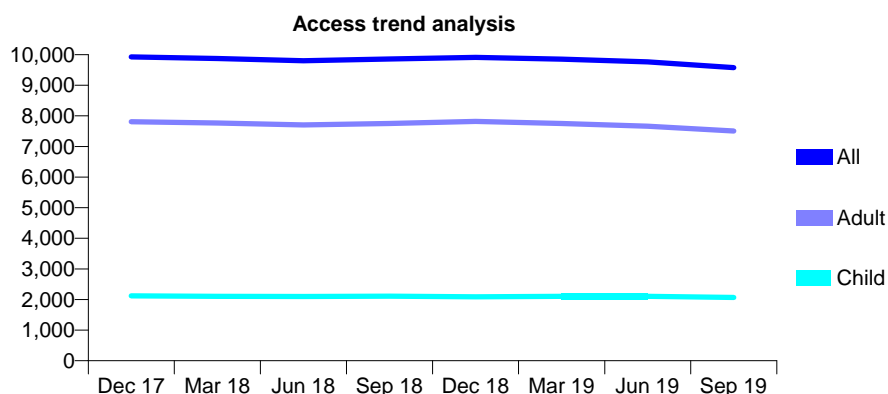
## Q54 - Vital Signs At a Glance Contract Report for 631183/0001 - September 2019

Name or company name	Mr Brij Dhody
Contract type name	GDS Contract
Purpose of contract	General
Contract start date	01/04/2006
Contract end date	

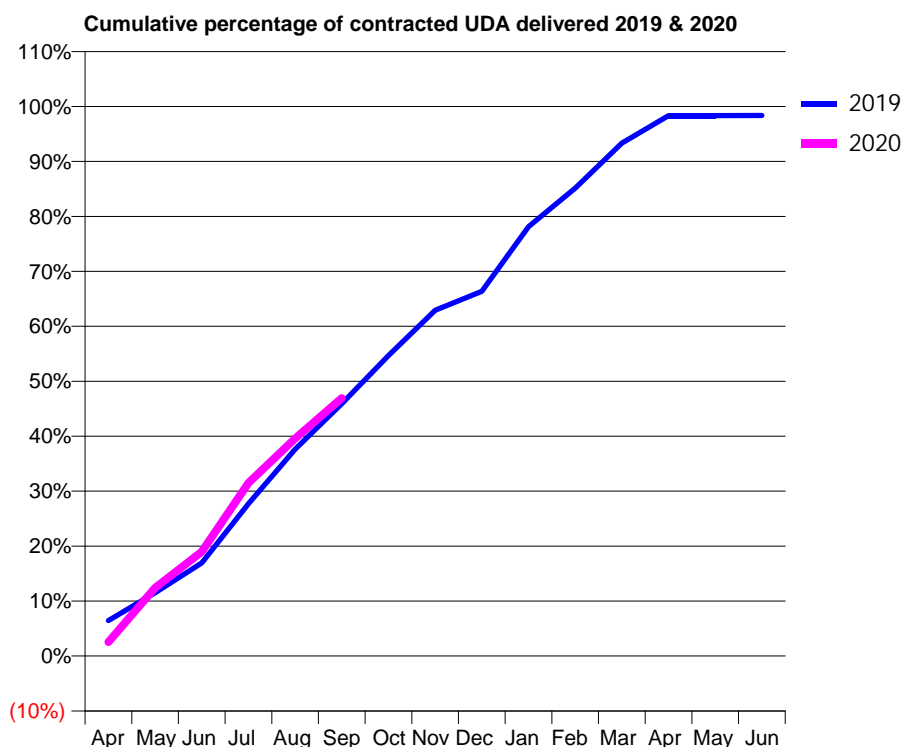
19/20 Contracted general activity (UDA)	26,410
Carry forward general activity (UDA)	432
19/20 Contracted orthodontic activity (UOA)	0
Carry forward orthodontic activity (UOA)	0
Baseline contract value	£658,206.03

### ACCESS\*

Patients seen in 24 months	Total	Change since previous quarter
Quarter ending September 2018	9,859	
Quarter ending December 2018	9,909	→
Quarter ending March 2019	9,854	→
Quarter ending June 2019	9,768	→
Quarter ending September 2019	9,576	↓
<b>Variance since September 2018</b>	<b>(2.9%)</b>	<b>↓</b>



### ACTIVITY



Month	Adjusted Scheduled Activity (UDA)	
	2019	2020
April	1,705	676
May	3,041	3,286
June	4,475	5,016
July	7,324	8,323
August	9,946	10,456
September	12,124	12,398
October	14,442	
November	16,615	
December	17,524	
January	20,631	
February	22,484	
March	24,644	
April	25,975	
May	25,975	
June	25,978	

### QUALITY

	Quantity	Base Number	Contract	AT	Region	England
% of FP17s for the same patient ID Re-attending within 3 months - Children	106	1,493	7.1%	9.9%	11.3%	11.5%
% of FP17s for the same patient ID Re-attending within 3 months - Adults	675	4,888	13.8%	14.4%	14.7%	15.4%
% of FP17s for the same patient ID Re-attending between 3 & 9 months - Children	804	1,493	53.9%	53.5%	60.8%	59.7%
% of FP17s for the same patient ID Re-attending between 3 & 9 months - Adults	2,476	4,888	50.7%	48.5%	52.8%	51.7%
% of FP17s for Band 1 Urgent Courses	292	5,591	5.2%	8.3%	8.2%	9.2%
% of FP17s Relating to Free Repair or Replacements	52	5,591	0.9%	0.7%	0.7%	0.7%
% of FP17s Relating to Continuations	87	5,591	1.6%	0.7%	0.8%	0.8%
% of Patients satisfied with the dentistry they have received	6	7	N/A	92.9%	93.2%	93.5%
% of Patients satisfied with the time they had to wait for an appointment	7	7	N/A	91.6%	88.5%	87.4%

\* This is based on patients treated on this contract for their most recent course of treatment. Figures in italics indicate the base number of FP17s or Patient Questionnaire responses are less than 100. N/A is shown where the base number of responses is less than 10 during the period. % is calculated as Quantity/Base number\*100

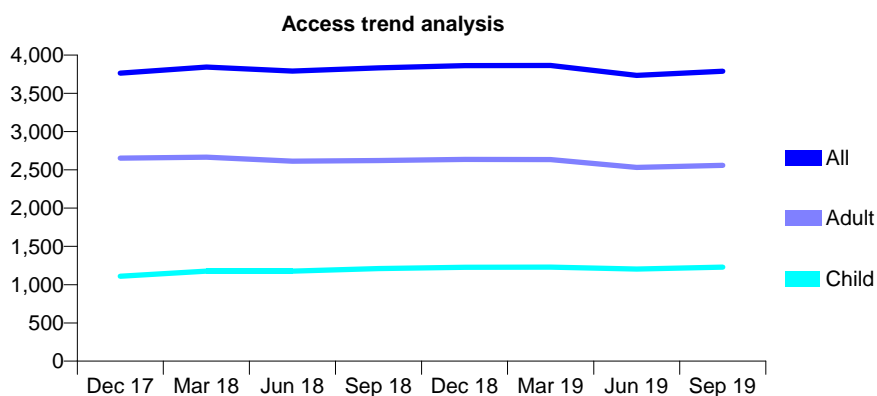
## Q54 - Vital Signs At a Glance Contract Report for 638056/0001 - September 2019

Name or company name	Lansdowne Centre
Contract type name	GDS Contract
Purpose of contract	General
Contract start date	01/04/2006
Contract end date	

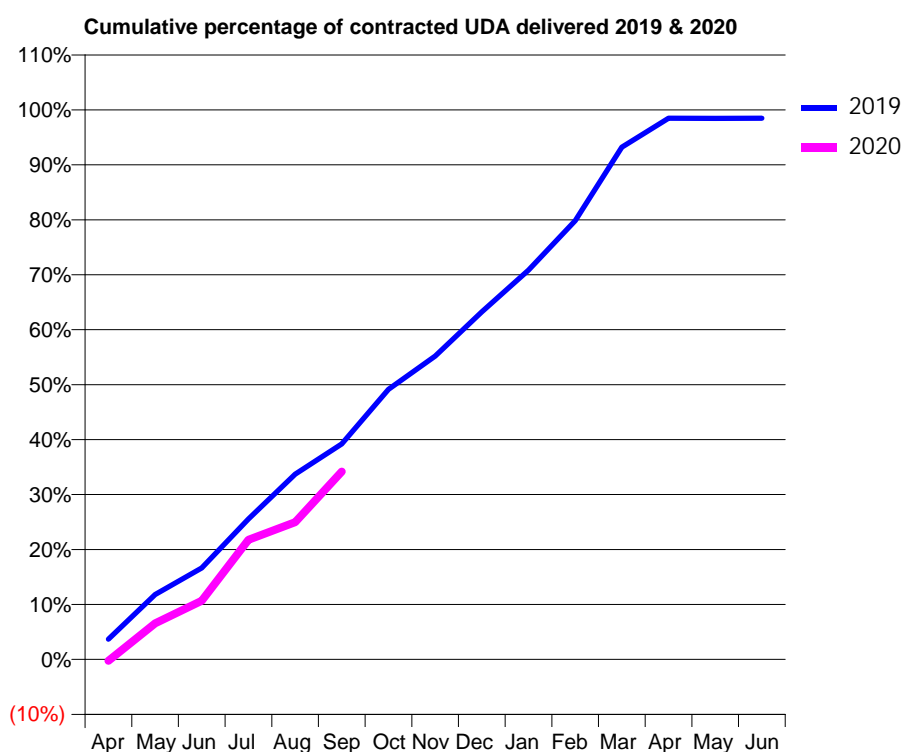
19/20 Contracted general activity (UDA)	9,422
Carry forward general activity (UDA)	143
19/20 Contracted orthodontic activity (UOA)	0
Carry forward orthodontic activity (UOA)	0
Baseline contract value	£252,794.32

### ACCESS\*

Patients seen in 24 months	Total	Change since previous quarter
Quarter ending September 2018	3,833	
Quarter ending December 2018	3,862	→
Quarter ending March 2019	3,863	→
Quarter ending June 2019	3,735	↓
Quarter ending September 2019	3,788	→
<b>Variance since September 2018</b>	<b>(1.2%)</b>	<b>↓</b>



### ACTIVITY



Month	2019	2020
April	346	-25
May	1,113	618
June	1,569	1,007
July	2,410	2,053
August	3,177	2,353
September	3,695	3,221
October	4,630	
November	5,200	
December	5,958	
January	6,676	
February	7,522	
March	8,780	
April	9,276	
May	9,275	
June	9,278	

### QUALITY

	Quantity	Base Number	Contract	AT	Region	England
% of FP17s for the same patient ID Re-attending within 3 months - Children	50	800	6.3%	9.9%	11.3%	11.5%
% of FP17s for the same patient ID Re-attending within 3 months - Adults	130	1,306	10.0%	14.4%	14.7%	15.4%
% of FP17s for the same patient ID Re-attending between 3 & 9 months - Children	431	800	53.9%	53.5%	60.8%	59.7%
% of FP17s for the same patient ID Re-attending between 3 & 9 months - Adults	620	1,306	47.5%	48.5%	52.8%	51.7%
% of FP17s for Band 1 Urgent Courses	112	1,897	5.9%	8.3%	8.2%	9.2%
% of FP17s Relating to Free Repair or Replacements	23	1,897	1.2%	0.7%	0.7%	0.7%
% of FP17s Relating to Continuations	1	1,897	0.1%	0.7%	0.8%	0.8%
% of Patients satisfied with the dentistry they have received	1	1	N/A	92.9%	93.2%	93.5%
% of Patients satisfied with the time they had to wait for an appointment	1	1	N/A	91.6%	88.5%	87.4%

\* This is based on patients treated on this contract for their most recent course of treatment. Figures in italics indicate the base number of FP17s or Patient Questionnaire responses are less than 100. N/A is shown where the base number of responses is less than 10 during the period. % is calculated as Quantity/Base number\*100

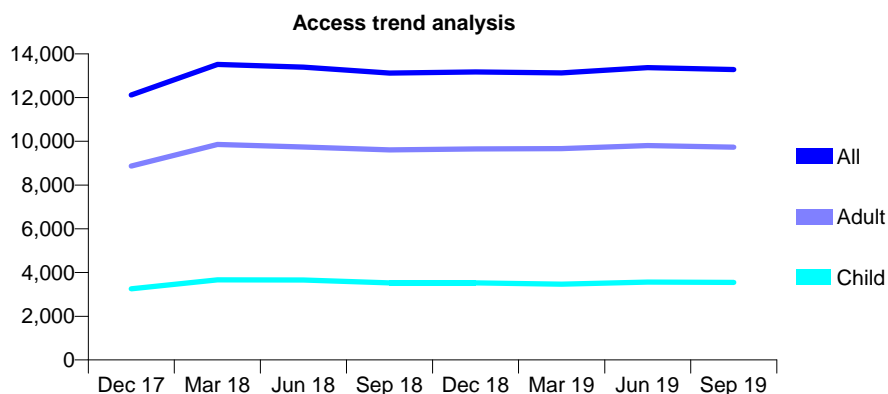
## Q54 - Vital Signs At a Glance Contract Report for 638633/0001 - September 2019

Name or company name	Balbir S Bhandal, Amrik S Bhandal & Baljit
Contract type name	GDS Contract
Purpose of contract	General
Contract start date	01/04/2006
Contract end date	

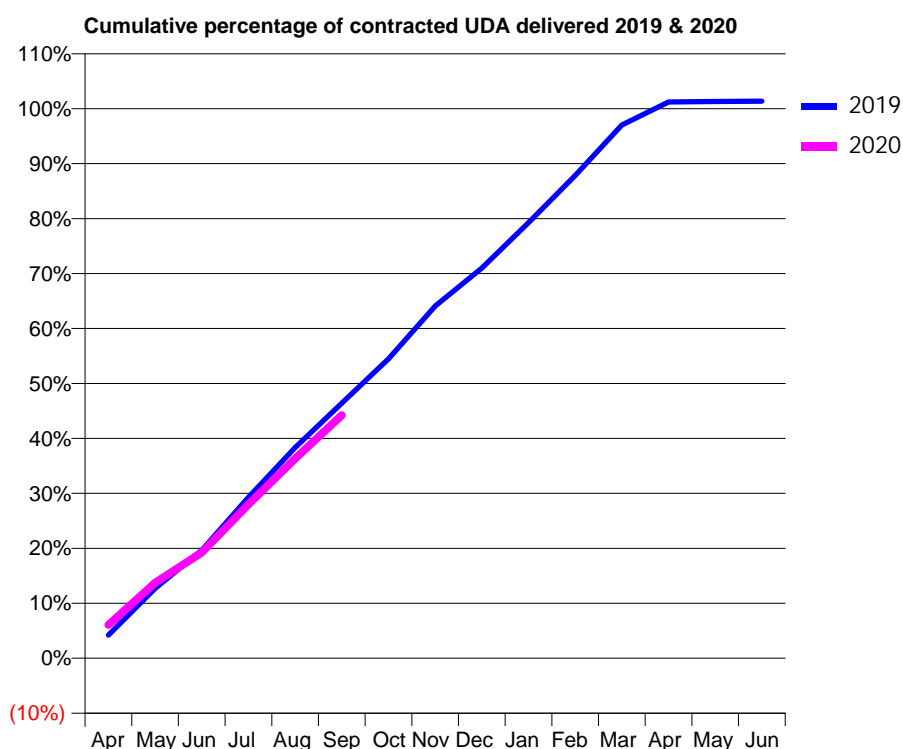
19/20 Contracted general activity (UDA)	45,033
Carry forward general activity (UDA)	-613
19/20 Contracted orthodontic activity (UOA)	0
Carry forward orthodontic activity (UOA)	0
Baseline contract value	£1,215,034.47

### ACCESS\*

Patients seen in 24 months	Total	Change since previous quarter
Quarter ending September 2018	13,125	
Quarter ending December 2018	13,176	→
Quarter ending March 2019	13,133	→
Quarter ending June 2019	13,368	→
Quarter ending September 2019	13,283	→
<b>Variance since September 2018</b>	<b>1.2%</b>	<b>→</b>



### ACTIVITY



Month	2019	2020
April	1,896	2,734
May	5,727	6,196
June	8,849	8,665
July	13,187	12,602
August	17,270	16,368
September	20,904	19,920
October	24,532	
November	28,852	
December	31,965	
January	35,696	
February	39,560	
March	43,682	
April	45,573	
May	45,621	
June	45,646	

### QUALITY

	Quantity	Base Number	Contract	AT	Region	England
% of FP17s for the same patient ID Re-attending within 3 months - Children	126	2,135	5.9%	9.9%	11.3%	11.5%
% of FP17s for the same patient ID Re-attending within 3 months - Adults	582	4,811	12.1%	14.4%	14.7%	15.4%
% of FP17s for the same patient ID Re-attending between 3 & 9 months - Children	903	2,135	42.3%	53.5%	60.8%	59.7%
% of FP17s for the same patient ID Re-attending between 3 & 9 months - Adults	1,739	4,811	36.1%	48.5%	52.8%	51.7%
% of FP17s for Band 1 Urgent Courses	836	6,367	13.1%	8.3%	8.2%	9.2%
% of FP17s Relating to Free Repair or Replacements	55	6,367	0.9%	0.7%	0.7%	0.7%
% of FP17s Relating to Continuations	27	6,367	0.4%	0.7%	0.8%	0.8%
% of Patients satisfied with the dentistry they have received	1	3	N/A	92.9%	93.2%	93.5%
% of Patients satisfied with the time they had to wait for an appointment	2	3	N/A	91.6%	88.5%	87.4%

\* This is based on patients treated on this contract for their most recent course of treatment.

Figures in italics indicate the base number of FP17s or Patient Questionnaire responses are less than 100. N/A is shown where the base number of responses is less than 10 during the period. % is calculated as Quantity/Base number\*100

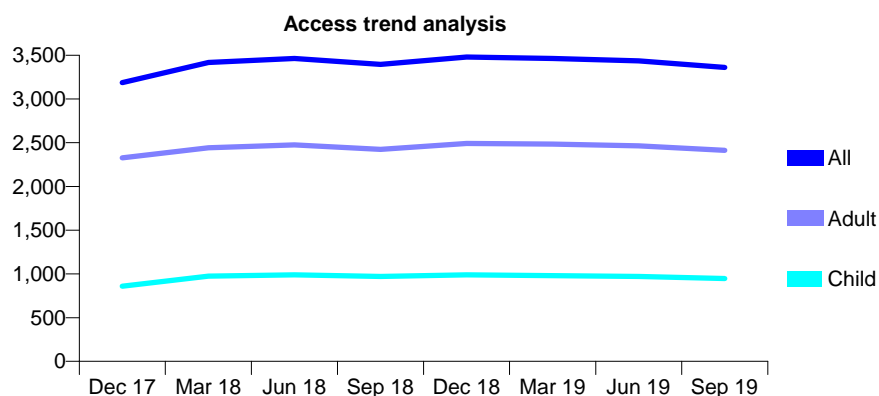
## Q54 - Vital Signs At a Glance Contract Report for 638633/0002 - September 2019

Name or company name	Balbir S Bhandal, Amrik S Bhandal & Baljit
Contract type name	GDS Contract
Purpose of contract	General
Contract start date	01/04/2006
Contract end date	

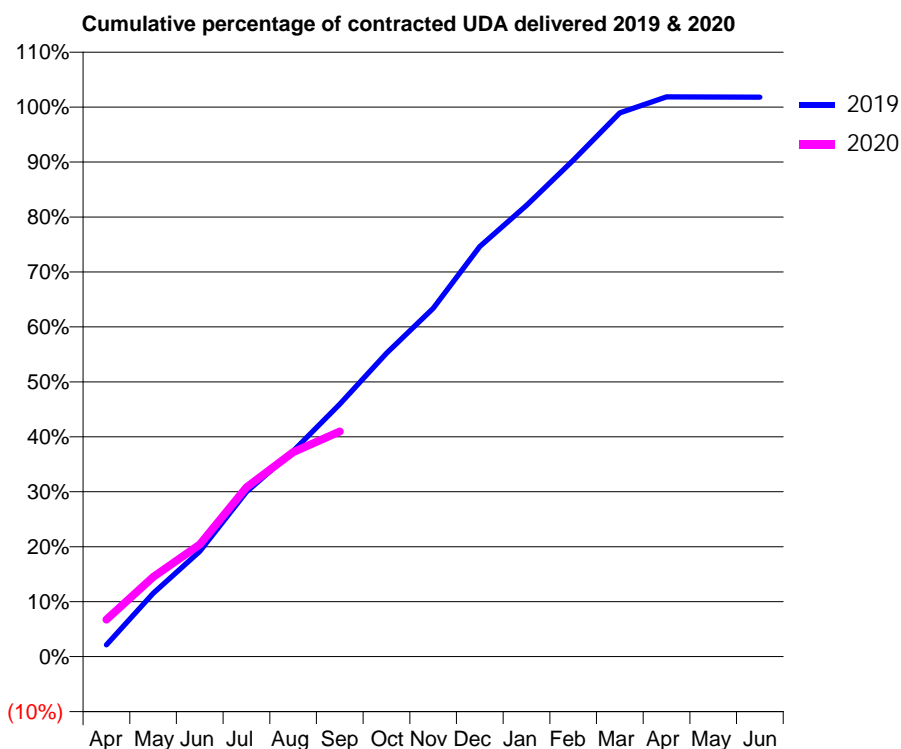
19/20 Contracted general activity (UDA)	9,867
Carry forward general activity (UDA)	-177
19/20 Contracted orthodontic activity (UOA)	0
Carry forward orthodontic activity (UOA)	0
Baseline contract value	£225,746.15

### ACCESS\*

Patients seen in 24 months	Total	Change since previous quarter
Quarter ending September 2018	3,395	
Quarter ending December 2018	3,480	↑
Quarter ending March 2019	3,464	→
Quarter ending June 2019	3,435	→
Quarter ending September 2019	3,360	↓
<b>Variance since September 2018</b>	<b>(1.0%)</b>	<b>↓</b>



### ACTIVITY



Month	Adjusted Scheduled Activity (UDA)	
	2019	2020
April	212	665
May	1,136	1,430
June	1,890	2,012
July	2,958	3,039
August	3,691	3,672
September	4,533	4,041
October	5,446	
November	6,256	
December	7,363	
January	8,101	
February	8,912	
March	9,764	
April	10,050	
May	10,045	
June	10,044	

### QUALITY

	Quantity	Base Number	Contract	AT	Region	England
% of FP17s for the same patient ID Re-attending within 3 months - Children	7	416	1.7%	9.9%	11.3%	11.5%
% of FP17s for the same patient ID Re-attending within 3 months - Adults	51	1,182	4.3%	14.4%	14.7%	15.4%
% of FP17s for the same patient ID Re-attending between 3 & 9 months - Children	164	416	39.4%	53.5%	60.8%	59.7%
% of FP17s for the same patient ID Re-attending between 3 & 9 months - Adults	600	1,182	50.8%	48.5%	52.8%	51.7%
% of FP17s for Band 1 Urgent Courses	90	1,506	6.0%	8.3%	8.2%	9.2%
% of FP17s Relating to Free Repair or Replacements	8	1,506	0.5%	0.7%	0.7%	0.7%
% of FP17s Relating to Continuations	5	1,506	0.3%	0.7%	0.8%	0.8%
% of Patients satisfied with the dentistry they have received	2	2	N/A	92.9%	93.2%	93.5%
% of Patients satisfied with the time they had to wait for an appointment	2	2	N/A	91.6%	88.5%	87.4%

\* This is based on patients treated on this contract for their most recent course of treatment. Figures in italics indicate the base number of FP17s or Patient Questionnaire responses are less than 100. N/A is shown where the base number of responses is less than 10 during the period. % is calculated as Quantity/Base number\*100

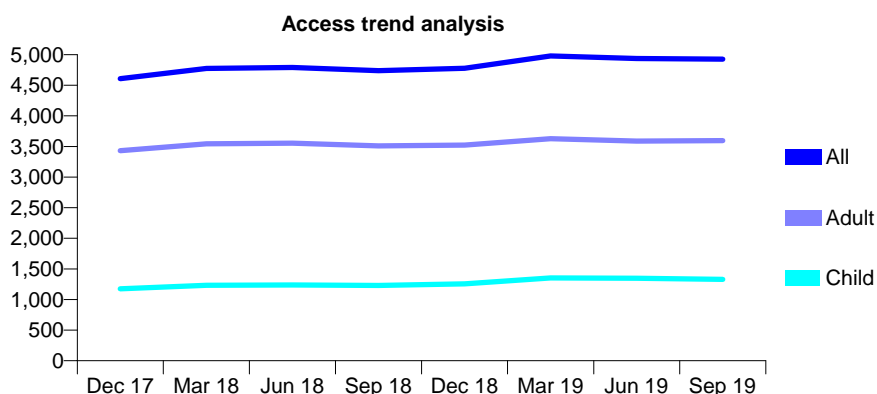
## Q54 - Vital Signs At a Glance Contract Report for 638633/0003 - September 2019

Name or company name	Balbir S Bhandal, Amrik S Bhandal & Baljit
Contract type name	GDS Contract
Purpose of contract	General
Contract start date	01/04/2006
Contract end date	

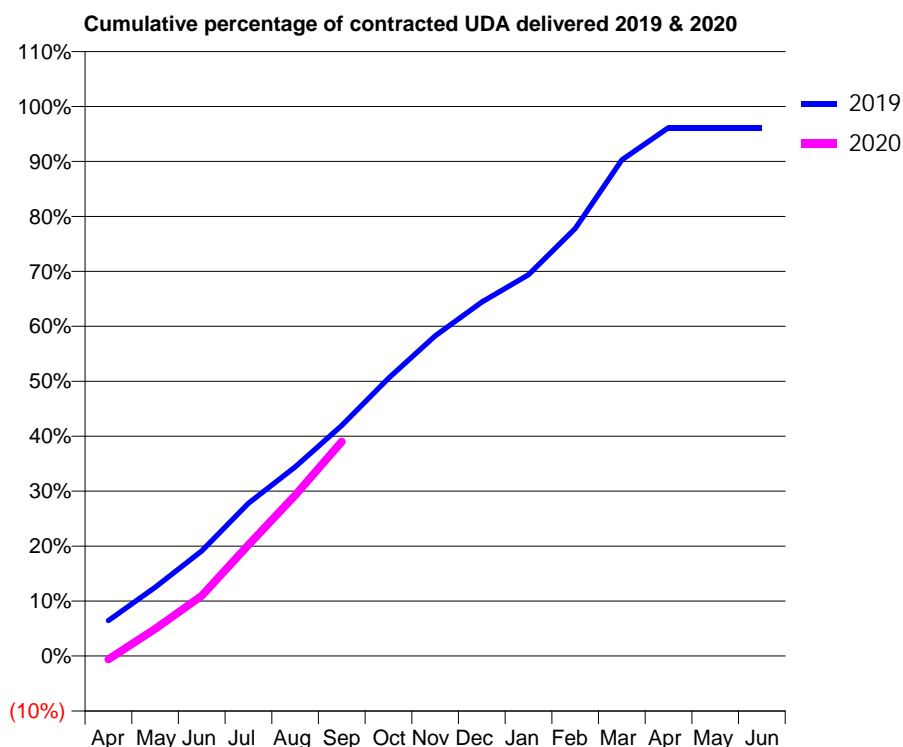
19/20 Contracted general activity (UDA)	13,717
Carry forward general activity (UDA)	530
19/20 Contracted orthodontic activity (UOA)	0
Carry forward orthodontic activity (UOA)	0
Baseline contract value	£352,561.27

### ACCESS\*

Patients seen in 24 months	Total	Change since previous quarter
Quarter ending September 2018	4,740	
Quarter ending December 2018	4,777	→
Quarter ending March 2019	4,980	↑
Quarter ending June 2019	4,937	→
Quarter ending September 2019	4,927	→
<b>Variance since September 2018</b>	<b>3.9%</b>	<b>↑</b>



### ACTIVITY



Month	Adjusted Scheduled Activity (UDA)	
	2019	2020
April	883	-84
May	1,717	678
June	2,624	1,504
July	3,812	2,776
August	4,718	4,013
September	5,753	5,351
October	6,933	
November	7,990	
December	8,836	
January	9,520	
February	10,669	
March	12,382	
April	13,185	
May	13,186	
June	13,186	

### QUALITY

	Quantity	Base Number	Contract	AT	Region	England
% of FP17s for the same patient ID Re-attending within 3 months - Children	19	756	2.5%	9.9%	11.3%	11.5%
% of FP17s for the same patient ID Re-attending within 3 months - Adults	129	1,937	6.7%	14.4%	14.7%	15.4%
% of FP17s for the same patient ID Re-attending between 3 & 9 months - Children	331	756	43.8%	53.5%	60.8%	59.7%
% of FP17s for the same patient ID Re-attending between 3 & 9 months - Adults	751	1,937	38.8%	48.5%	52.8%	51.7%
% of FP17s for Band 1 Urgent Courses	79	2,386	3.3%	8.3%	8.2%	9.2%
% of FP17s Relating to Free Repair or Replacements	52	2,386	2.2%	0.7%	0.7%	0.7%
% of FP17s Relating to Continuations	13	2,386	0.5%	0.7%	0.8%	0.8%
% of Patients satisfied with the dentistry they have received	0	0	N/A	92.9%	93.2%	93.5%
% of Patients satisfied with the time they had to wait for an appointment	0	0	N/A	91.6%	88.5%	87.4%

\* This is based on patients treated on this contract for their most recent course of treatment. Figures in italics indicate the base number of FP17s or Patient Questionnaire responses are less than 100. N/A is shown where the base number of responses is less than 10 during the period. % is calculated as Quantity/Base number\*100



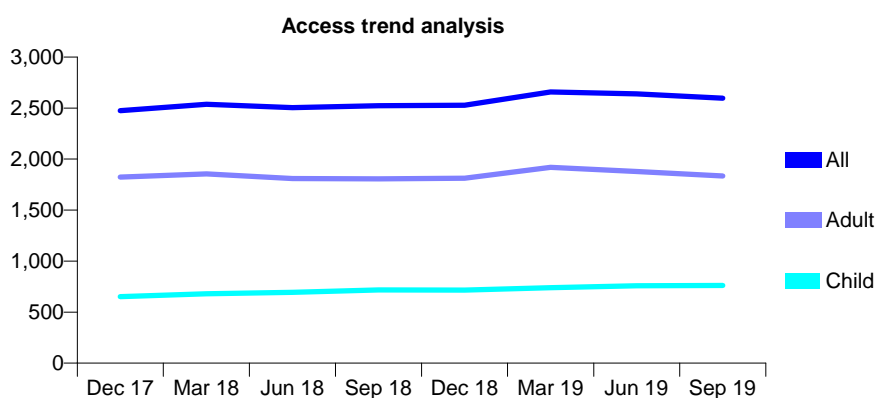
## Q54 - Vital Signs At a Glance Contract Report for 638633/0004 - September 2019

Name or company name	Balbir S Bhandal, Amrik S Bhandal & Baljit
Contract type name	GDS Contract
Purpose of contract	General
Contract start date	01/04/2006
Contract end date	

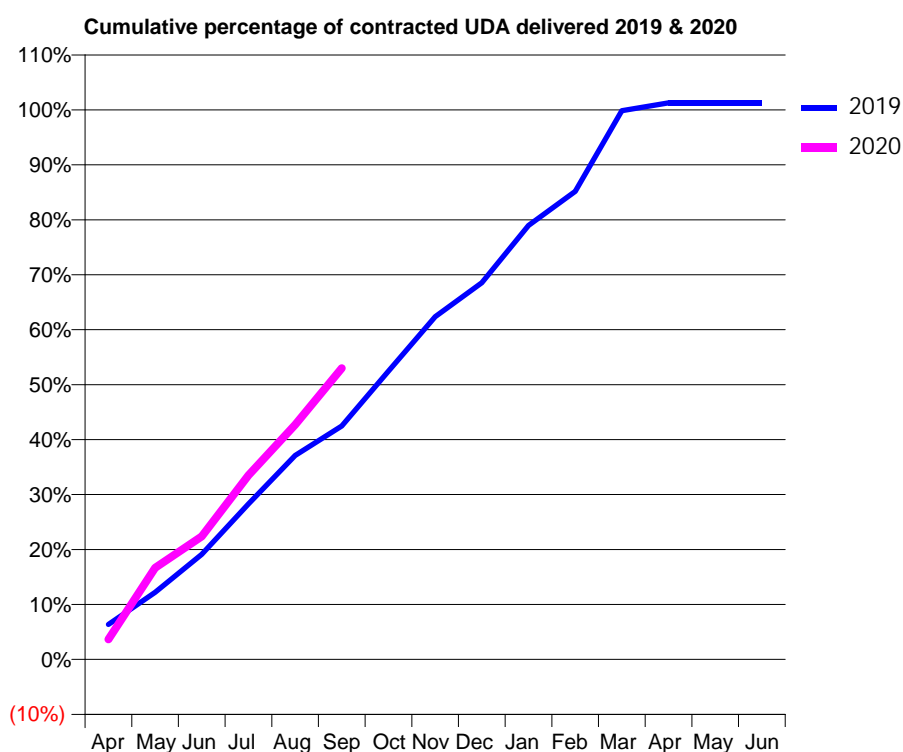
19/20 Contracted general activity (UDA)	7,522
Carry forward general activity (UDA)	-96
19/20 Contracted orthodontic activity (UOA)	0
Carry forward orthodontic activity (UOA)	0
Baseline contract value	£193,275.33

### ACCESS\*

Patients seen in 24 months	Total	Change since previous quarter
Quarter ending September 2018	2,524	
Quarter ending December 2018	2,528	→
Quarter ending March 2019	2,658	↑
Quarter ending June 2019	2,638	→
Quarter ending September 2019	2,597	↓
<b>Variance since September 2018</b>	<b>2.9%</b>	<b>↑</b>



### ACTIVITY



Month	2019	2020
April	479	275
May	919	1,254
June	1,439	1,684
July	2,127	2,520
August	2,793	3,213
September	3,194	3,985
October	3,946	
November	4,690	
December	5,156	
January	5,940	
February	6,407	
March	7,510	
April	7,619	
May	7,619	
June	7,619	

### QUALITY

	Quantity	Base Number	Contract	AT	Region	England
% of FP17s for the same patient ID Re-attending within 3 months - Children	23	479	4.8%	9.9%	11.3%	11.5%
% of FP17s for the same patient ID Re-attending within 3 months - Adults	104	966	10.8%	14.4%	14.7%	15.4%
% of FP17s for the same patient ID Re-attending between 3 & 9 months - Children	226	479	47.2%	53.5%	60.8%	59.7%
% of FP17s for the same patient ID Re-attending between 3 & 9 months - Adults	409	966	42.3%	48.5%	52.8%	51.7%
% of FP17s for Band 1 Urgent Courses	59	1,405	4.2%	8.3%	8.2%	9.2%
% of FP17s Relating to Free Repair or Replacements	8	1,405	0.6%	0.7%	0.7%	0.7%
% of FP17s Relating to Continuations	9	1,405	0.6%	0.7%	0.8%	0.8%
% of Patients satisfied with the dentistry they have received	1	1	N/A	92.9%	93.2%	93.5%
% of Patients satisfied with the time they had to wait for an appointment	1	1	N/A	91.6%	88.5%	87.4%

\* This is based on patients treated on this contract for their most recent course of treatment. Figures in italics indicate the base number of FP17s or Patient Questionnaire responses are less than 100. N/A is shown where the base number of responses is less than 10 during the period. % is calculated as Quantity/Base number\*100

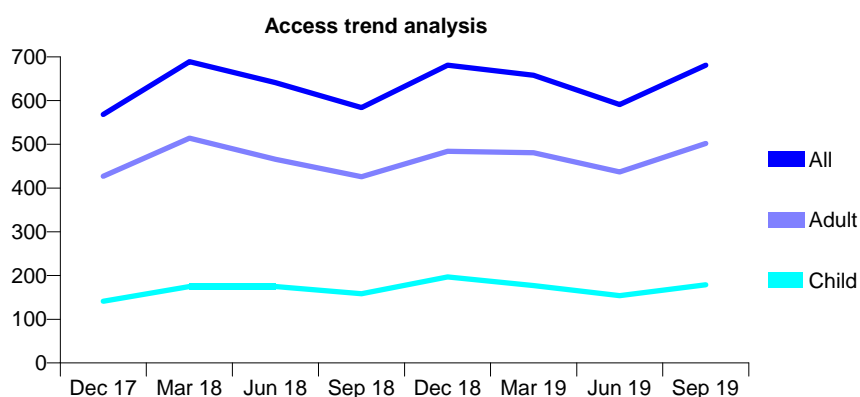
## Q54 - Vital Signs At a Glance Contract Report for 638633/0005 - September 2019

Name or company name	Balbir S Bhandal, Amrik S Bhandal & Baljit
Contract type name	GDS Contract
Purpose of contract	General and Orthodontic
Contract start date	01/04/2006
Contract end date	

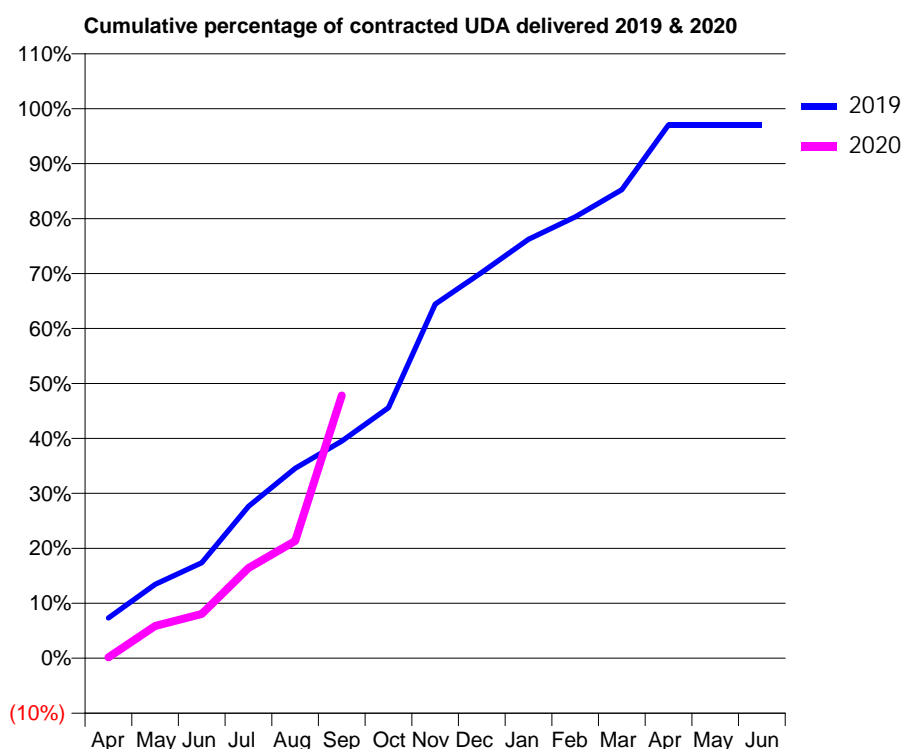
19/20 Contracted general activity (UDA)	2,045
Carry forward general activity (UDA)	60
19/20 Contracted orthodontic activity (UOA)	450
Carry forward orthodontic activity (UOA)	4
Baseline contract value	£76,796.23

### ACCESS\*

Patients seen in 24 months	Total	Change since previous quarter
Quarter ending September 2018	584	
Quarter ending December 2018	681	↑
Quarter ending March 2019	658	↓
Quarter ending June 2019	591	↓
Quarter ending September 2019	681	↑
<b>Variance since September 2018</b>	<b>16.6%</b>	<b>↑</b>



### ACTIVITY



Adjusted Scheduled Activity (UDA)		
Month	2019	2020
April	149	3
May	275	120
June	356	165
July	565	336
August	707	437
September	808	977
October	932	
November	1,318	
December	1,435	
January	1,559	
February	1,642	
March	1,743	
April	1,985	
May	1,985	
June	1,985	

### QUALITY

	Quantity	Base Number	Contract	AT	Region	England
% of FP17s for the same patient ID Re-attending within 3 months - Children	3	118	2.5%	9.9%	11.3%	11.5%
% of FP17s for the same patient ID Re-attending within 3 months - Adults	29	364	8.0%	14.4%	14.7%	15.4%
% of FP17s for the same patient ID Re-attending between 3 & 9 months - Children	37	118	31.4%	53.5%	60.8%	59.7%
% of FP17s for the same patient ID Re-attending between 3 & 9 months - Adults	156	364	42.9%	48.5%	52.8%	51.7%
% of FP17s for Band 1 Urgent Courses	41	421	9.7%	8.3%	8.2%	9.2%
% of FP17s Relating to Free Repair or Replacements	1	421	0.2%	0.7%	0.7%	0.7%
% of FP17s Relating to Continuations	0	421	0.0%	0.7%	0.8%	0.8%
% of Patients satisfied with the dentistry they have received	0	0	N/A	92.9%	93.2%	93.5%
% of Patients satisfied with the time they had to wait for an appointment	0	0	N/A	91.6%	88.5%	87.4%

\* This is based on patients treated on this contract for their most recent course of treatment.

Figures in italics indicate the base number of FP17s or Patient Questionnaire responses are less than 100. N/A is shown where the base number of responses is less than 10 during the period. % is calculated as Quantity/Base number\*100

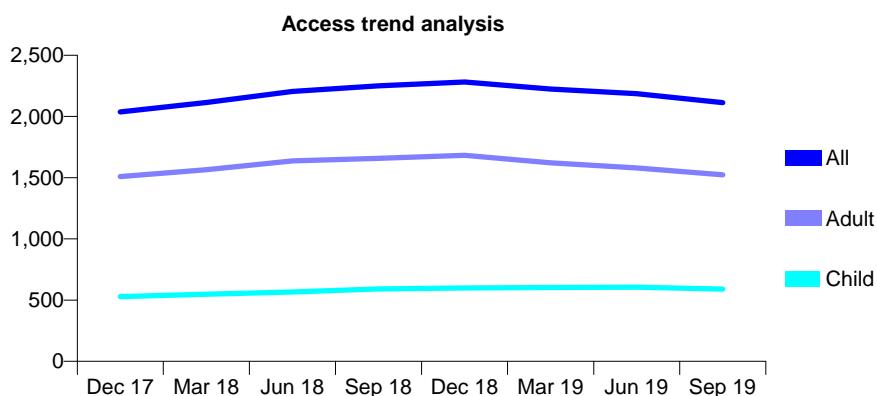
## Q54 - Vital Signs At a Glance Contract Report for 638633/0006 - September 2019

Name or company name	Balbir S Bhandal, Amrik S Bhandal & Baljit
Contract type name	GDS Contract
Purpose of contract	General
Contract start date	01/04/2006
Contract end date	

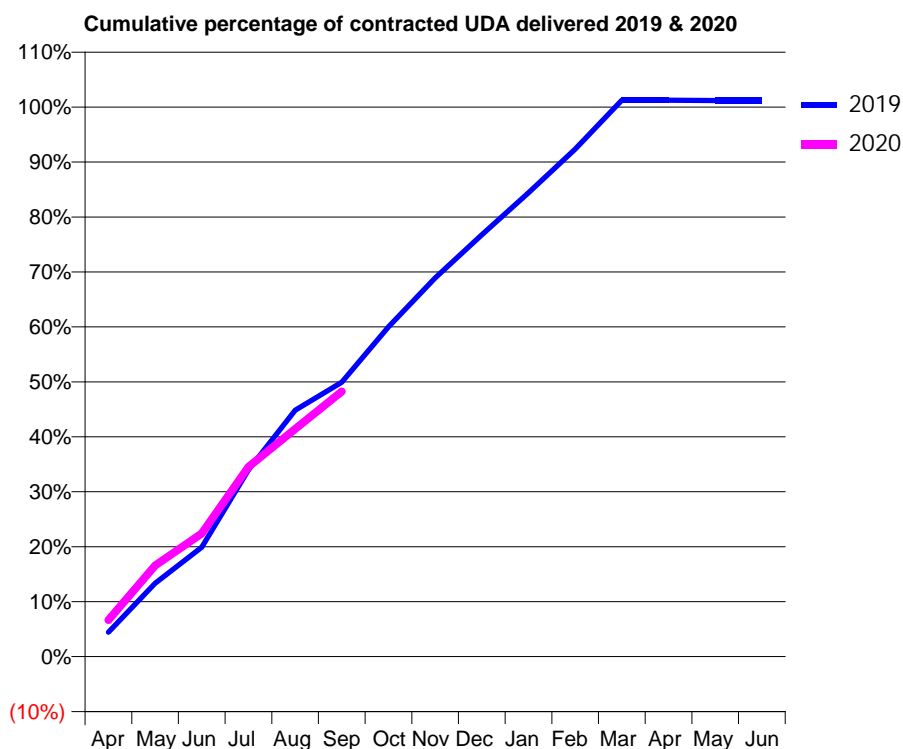
19/20 Contracted general activity (UDA)	6,103
Carry forward general activity (UDA)	-72
19/20 Contracted orthodontic activity (UOA)	0
Carry forward orthodontic activity (UOA)	0
Baseline contract value	£136,520.59

### ACCESS\*

Patients seen in 24 months	Total	Change since previous quarter
Quarter ending September 2018	2,250	
Quarter ending December 2018	2,282	→
Quarter ending March 2019	2,224	↓
Quarter ending June 2019	2,186	↓
Quarter ending September 2019	2,113	↓
<b>Variance since September 2018</b>	<b>(6.1%)</b>	<b>↓</b>



### ACTIVITY



Month	Adjusted Scheduled Activity (UDA)	
	2019	2020
April	272	406
May	815	1,012
June	1,215	1,368
July	2,073	2,107
August	2,736	2,529
September	3,047	2,943
October	3,662	
November	4,205	
December	4,683	
January	5,151	
February	5,637	
March	6,179	
April	6,179	
May	6,175	
June	6,175	

### QUALITY

	Quantity	Base Number	Contract	AT	Region	England
% of FP17s for the same patient ID Re-attending within 3 months - Children	10	375	2.7%	9.9%	11.3%	11.5%
% of FP17s for the same patient ID Re-attending within 3 months - Adults	50	791	6.3%	14.4%	14.7%	15.4%
% of FP17s for the same patient ID Re-attending between 3 & 9 months - Children	183	375	48.8%	53.5%	60.8%	59.7%
% of FP17s for the same patient ID Re-attending between 3 & 9 months - Adults	324	791	41.0%	48.5%	52.8%	51.7%
% of FP17s for Band 1 Urgent Courses	32	1,168	2.7%	8.3%	8.2%	9.2%
% of FP17s Relating to Free Repair or Replacements	8	1,168	0.7%	0.7%	0.7%	0.7%
% of FP17s Relating to Continuations	3	1,168	0.3%	0.7%	0.8%	0.8%
% of Patients satisfied with the dentistry they have received	1	1	N/A	92.9%	93.2%	93.5%
% of Patients satisfied with the time they had to wait for an appointment	1	1	N/A	91.6%	88.5%	87.4%

\* This is based on patients treated on this contract for their most recent course of treatment. Figures in italics indicate the base number of FP17s or Patient Questionnaire responses are less than 100. N/A is shown where the base number of responses is less than 10 during the period. % is calculated as Quantity/Base number\*100

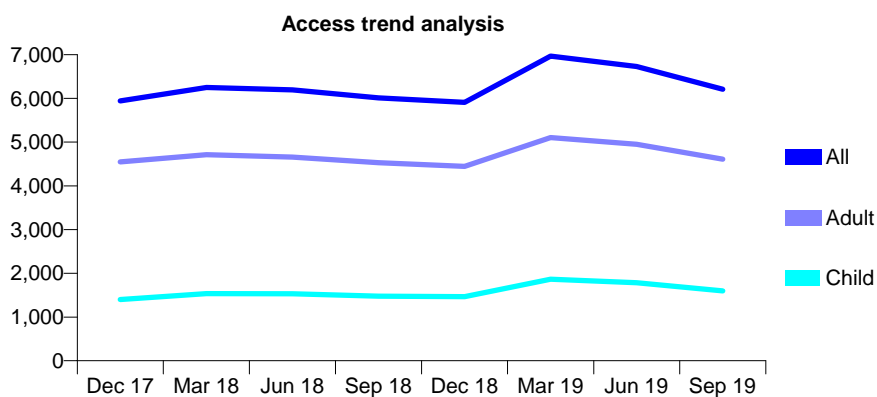
## Q54 - Vital Signs At a Glance Contract Report for 638633/0007 - September 2019

Name or company name	Balbir S Bhandal, Amrik S Bhandal & Baljit
Contract type name	GDS Contract
Purpose of contract	General
Contract start date	01/04/2006
Contract end date	

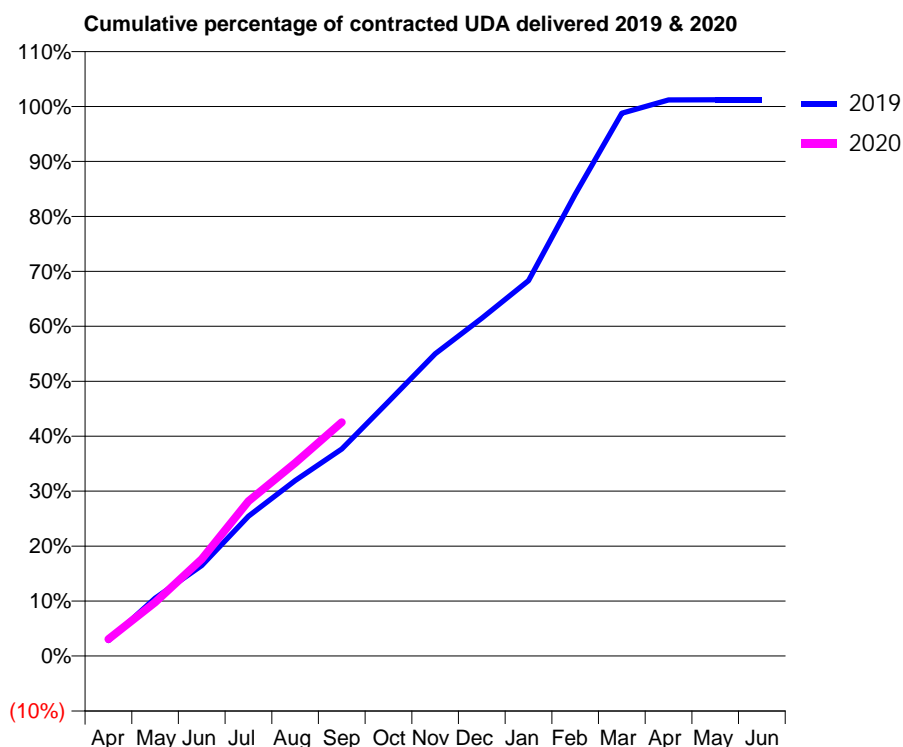
19/20 Contracted general activity (UDA)	19,396
Carry forward general activity (UDA)	-235
19/20 Contracted orthodontic activity (UOA)	0
Carry forward orthodontic activity (UOA)	0
Baseline contract value	£460,436.09

### ACCESS\*

Patients seen in 24 months	Total	Change since previous quarter
Quarter ending September 2018	6,011	
Quarter ending December 2018	5,910	↓
Quarter ending March 2019	6,969	↑
Quarter ending June 2019	6,730	↓
Quarter ending September 2019	6,208	↓
<b>Variance since September 2018</b>	<b>3.3%</b>	<b>↑</b>



### ACTIVITY



Month	Adjusted Scheduled Activity (UDA)	
	2019	2020
April	547	594
May	2,043	1,893
June	3,195	3,418
July	4,934	5,469
August	6,191	6,812
September	7,306	8,249
October	8,976	
November	10,670	
December	11,919	
January	13,245	
February	16,299	
March	19,157	
April	19,623	
May	19,631	
June	19,631	

### QUALITY

	Quantity	Base Number	Contract	AT	Region	England
% of FP17s for the same patient ID Re-attending within 3 months - Children	62	894	6.9%	9.9%	11.3%	11.5%
% of FP17s for the same patient ID Re-attending within 3 months - Adults	289	2,481	11.6%	14.4%	14.7%	15.4%
% of FP17s for the same patient ID Re-attending between 3 & 9 months - Children	426	894	47.7%	53.5%	60.8%	59.7%
% of FP17s for the same patient ID Re-attending between 3 & 9 months - Adults	1,174	2,481	47.3%	48.5%	52.8%	51.7%
% of FP17s for Band 1 Urgent Courses	174	3,197	5.4%	8.3%	8.2%	9.2%
% of FP17s Relating to Free Repair or Replacements	26	3,197	0.8%	0.7%	0.7%	0.7%
% of FP17s Relating to Continuations	36	3,197	1.1%	0.7%	0.8%	0.8%
% of Patients satisfied with the dentistry they have received	1	1	N/A	92.9%	93.2%	93.5%
% of Patients satisfied with the time they had to wait for an appointment	1	1	N/A	91.6%	88.5%	87.4%

\* This is based on patients treated on this contract for their most recent course of treatment. Figures in italics indicate the base number of FP17s or Patient Questionnaire responses are less than 100. N/A is shown where the base number of responses is less than 10 during the period. % is calculated as Quantity/Base number\*100

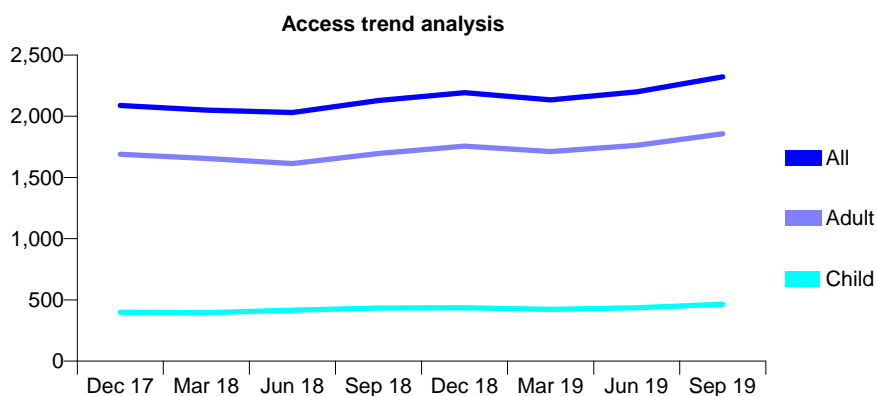
## Q54 - Vital Signs At a Glance Contract Report for 638633/0008 - September 2019

Name or company name	Balbir S Bhandal, Amrik S Bhandal & Baljit
Contract type name	GDS Contract
Purpose of contract	General
Contract start date	01/04/2006
Contract end date	

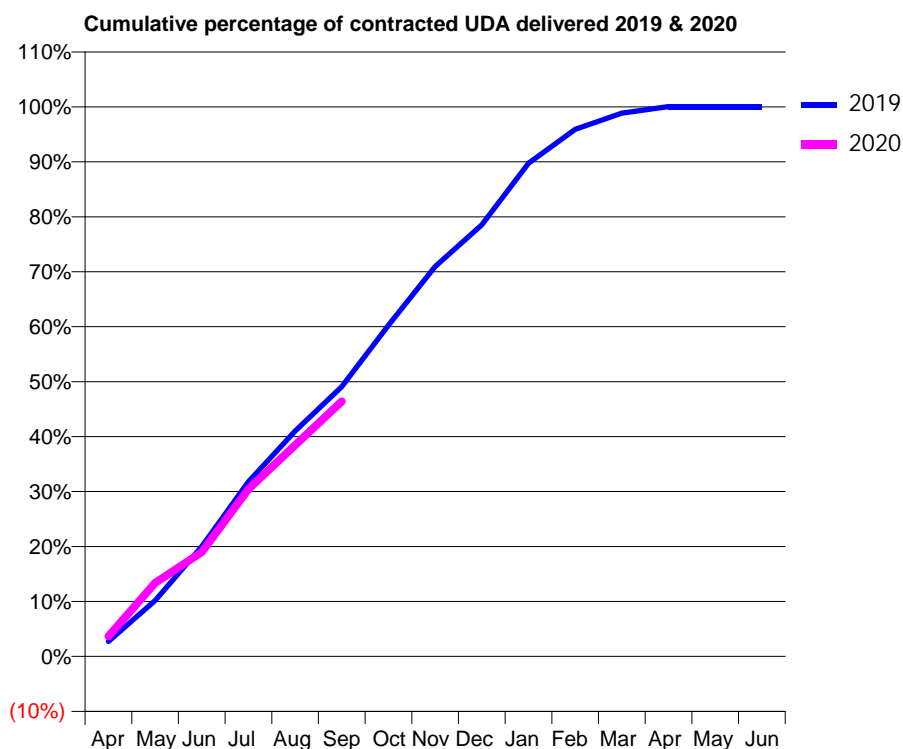
19/20 Contracted general activity (UDA)	9,466
Carry forward general activity (UDA)	-3
19/20 Contracted orthodontic activity (UOA)	0
Carry forward orthodontic activity (UOA)	0
Baseline contract value	£235,468.67

### ACCESS\*

Patients seen in 24 months	Total	Change since previous quarter
Quarter ending September 2018	2,129	
Quarter ending December 2018	2,193	↑
Quarter ending March 2019	2,135	↓
Quarter ending June 2019	2,199	↑
Quarter ending September 2019	2,322	↑
<b>Variance since September 2018</b>	<b>9.1%</b>	<b>↑</b>



### ACTIVITY



Month	2019	2020
April	259	347
May	965	1,267
June	1,892	1,797
July	3,010	2,883
August	3,884	3,640
September	4,645	4,392
October	5,704	
November	6,718	
December	7,435	
January	8,493	
February	9,080	
March	9,356	
April	9,470	
May	9,470	
June	9,470	

### QUALITY

	Quantity	Base Number	Contract	AT	Region	England
% of FP17s for the same patient ID Re-attending within 3 months - Children	3	287	1.0%	9.9%	11.3%	11.5%
% of FP17s for the same patient ID Re-attending within 3 months - Adults	38	981	3.9%	14.4%	14.7%	15.4%
% of FP17s for the same patient ID Re-attending between 3 & 9 months - Children	84	287	29.3%	53.5%	60.8%	59.7%
% of FP17s for the same patient ID Re-attending between 3 & 9 months - Adults	316	981	32.2%	48.5%	52.8%	51.7%
% of FP17s for Band 1 Urgent Courses	97	1,224	7.9%	8.3%	8.2%	9.2%
% of FP17s Relating to Free Repair or Replacements	2	1,224	0.2%	0.7%	0.7%	0.7%
% of FP17s Relating to Continuations	4	1,224	0.3%	0.7%	0.8%	0.8%
% of Patients satisfied with the dentistry they have received	0	0	N/A	92.9%	93.2%	93.5%
% of Patients satisfied with the time they had to wait for an appointment	0	0	N/A	91.6%	88.5%	87.4%

\* This is based on patients treated on this contract for their most recent course of treatment. Figures in italics indicate the base number of FP17s or Patient Questionnaire responses are less than 100. N/A is shown where the base number of responses is less than 10 during the period. % is calculated as Quantity/Base number\*100

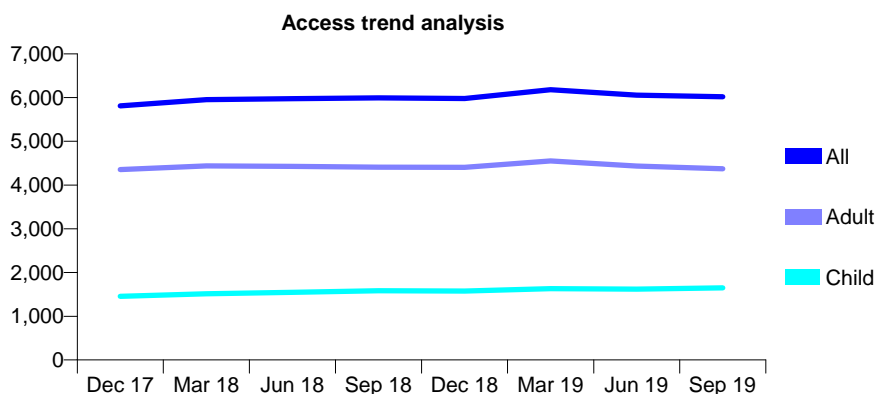
## Q54 - Vital Signs At a Glance Contract Report for 638633/0009 - September 2019

Name or company name	Balbir S Bhandal, Amrik S Bhandal & Baljit
Contract type name	GDS Contract
Purpose of contract	General
Contract start date	01/04/2006
Contract end date	

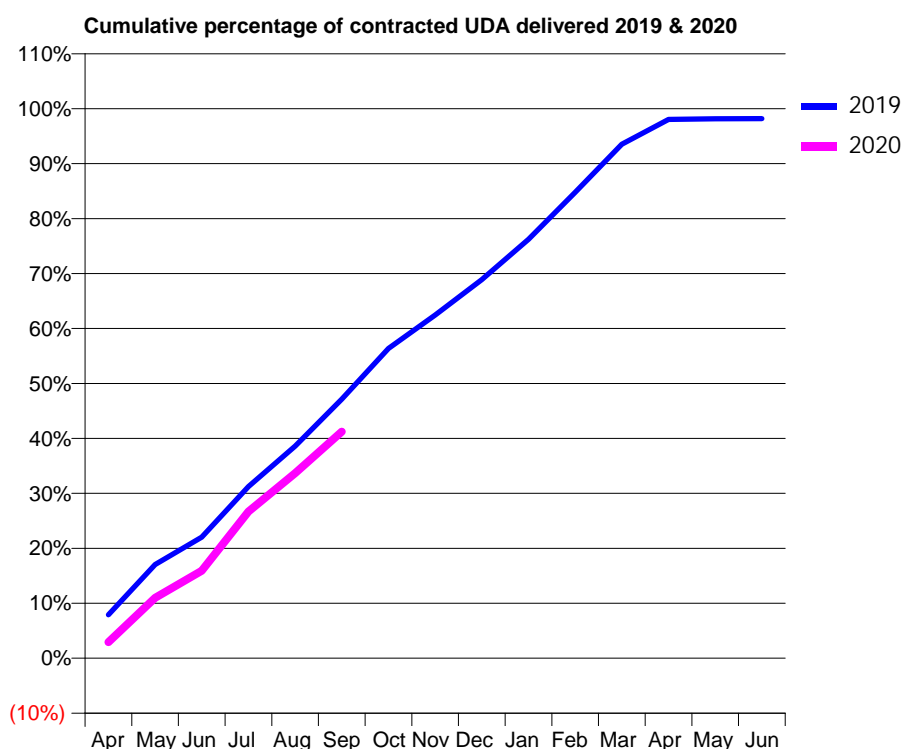
19/20 Contracted general activity (UDA)	18,695
Carry forward general activity (UDA)	342
19/20 Contracted orthodontic activity (UOA)	0
Carry forward orthodontic activity (UOA)	0
Baseline contract value	£446,110.64

### ACCESS\*

Patients seen in 24 months	Total	Change since previous quarter
Quarter ending September 2018	5,995	
Quarter ending December 2018	5,981	→
Quarter ending March 2019	6,180	↑
Quarter ending June 2019	6,056	↓
Quarter ending September 2019	6,020	→
<b>Variance since September 2018</b>	<b>0.4%</b>	<b>→</b>



### ACTIVITY



Adjusted Scheduled Activity (UDA)		
Month	2019	2020
April	1,483	546
May	3,186	2,056
June	4,121	2,974
July	5,840	4,988
August	7,215	6,297
September	8,813	7,704
October	10,535	
November	11,675	
December	12,876	
January	14,254	
February	15,852	
March	17,485	
April	18,327	
May	18,349	
June	18,353	

### QUALITY

	Quantity	Base Number	Contract	AT	Region	England
% of FP17s for the same patient ID Re-attending within 3 months - Children	38	1,027	3.7%	9.9%	11.3%	11.5%
% of FP17s for the same patient ID Re-attending within 3 months - Adults	202	2,580	7.8%	14.4%	14.7%	15.4%
% of FP17s for the same patient ID Re-attending between 3 & 9 months - Children	487	1,027	47.4%	53.5%	60.8%	59.7%
% of FP17s for the same patient ID Re-attending between 3 & 9 months - Adults	1,219	2,580	47.2%	48.5%	52.8%	51.7%
% of FP17s for Band 1 Urgent Courses	121	3,340	3.6%	8.3%	8.2%	9.2%
% of FP17s Relating to Free Repair or Replacements	16	3,340	0.5%	0.7%	0.7%	0.7%
% of FP17s Relating to Continuations	11	3,340	0.3%	0.7%	0.8%	0.8%
% of Patients satisfied with the dentistry they have received	4	4	N/A	92.9%	93.2%	93.5%
% of Patients satisfied with the time they had to wait for an appointment	4	4	N/A	91.6%	88.5%	87.4%

\* This is based on patients treated on this contract for their most recent course of treatment.

Figures in italics indicate the base number of FP17s or Patient Questionnaire responses are less than 100. N/A is shown where the base number of responses is less than 10 during the period. % is calculated as Quantity/Base number\*100

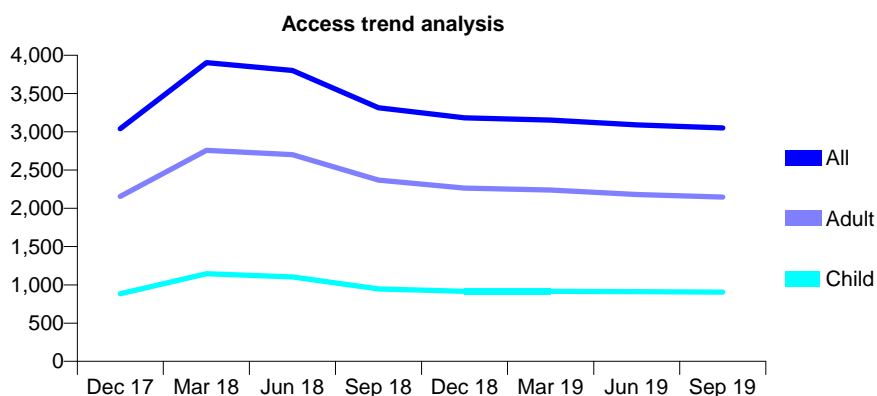
## Q54 - Vital Signs At a Glance Contract Report for 638633/0010 - September 2019

Name or company name	Balbir S Bhandal, Amrik S Bhandal & Baljit
Contract type name	GDS Contract
Purpose of contract	General
Contract start date	01/04/2006
Contract end date	

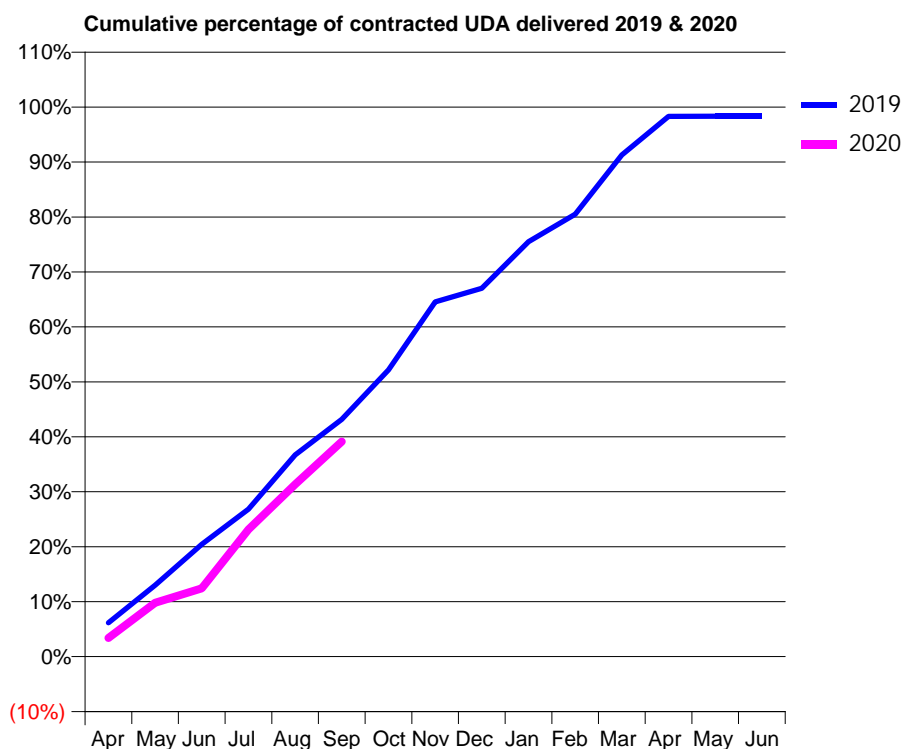
19/20 Contracted general activity (UDA)	11,660
Carry forward general activity (UDA)	196
19/20 Contracted orthodontic activity (UOA)	0
Carry forward orthodontic activity (UOA)	0
Baseline contract value	£309,264.57

### ACCESS\*

Patients seen in 24 months	Total	Change since previous quarter
Quarter ending September 2018	3,315	
Quarter ending December 2018	3,181	↓
Quarter ending March 2019	3,153	→
Quarter ending June 2019	3,090	↓
Quarter ending September 2019	3,051	↓
<b>Variance since September 2018</b>	<b>(8.0%)</b>	<b>↓</b>



### ACTIVITY



Month	Adjusted Scheduled Activity (UDA)	
	2019	2020
April	720	394
May	1,515	1,144
June	2,383	1,447
July	3,131	2,699
August	4,281	3,654
September	5,034	4,563
October	6,084	
November	7,526	
December	7,813	
January	8,804	
February	9,387	
March	10,642	
April	11,461	
May	11,464	
June	11,464	

### QUALITY

	Quantity	Base Number	Contract	AT	Region	England
% of FP17s for the same patient ID Re-attending within 3 months - Children	44	563	7.8%	9.9%	11.3%	11.5%
% of FP17s for the same patient ID Re-attending within 3 months - Adults	132	1,200	11.0%	14.4%	14.7%	15.4%
% of FP17s for the same patient ID Re-attending between 3 & 9 months - Children	225	563	40.0%	53.5%	60.8%	59.7%
% of FP17s for the same patient ID Re-attending between 3 & 9 months - Adults	413	1,200	34.4%	48.5%	52.8%	51.7%
% of FP17s for Band 1 Urgent Courses	114	1,457	7.8%	8.3%	8.2%	9.2%
% of FP17s Relating to Free Repair or Replacements	8	1,457	0.5%	0.7%	0.7%	0.7%
% of FP17s Relating to Continuations	8	1,457	0.5%	0.7%	0.8%	0.8%
% of Patients satisfied with the dentistry they have received	0	0	N/A	92.9%	93.2%	93.5%
% of Patients satisfied with the time they had to wait for an appointment	0	0	N/A	91.6%	88.5%	87.4%

\* This is based on patients treated on this contract for their most recent course of treatment. Figures in italics indicate the base number of FP17s or Patient Questionnaire responses are less than 100. N/A is shown where the base number of responses is less than 10 during the period. % is calculated as Quantity/Base number\*100

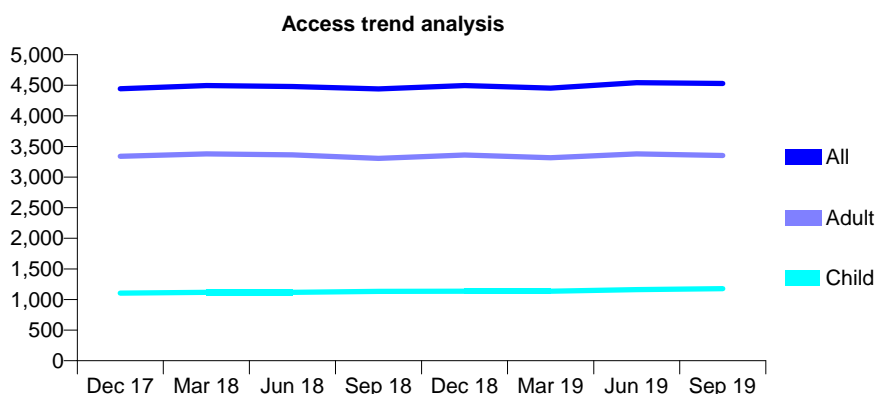
## Q54 - Vital Signs At a Glance Contract Report for 638633/0011 - September 2019

Name or company name	Balbir S Bhandal, Amrik S Bhandal & Baljit
Contract type name	GDS Contract
Purpose of contract	General and Orthodontic
Contract start date	01/04/2006
Contract end date	

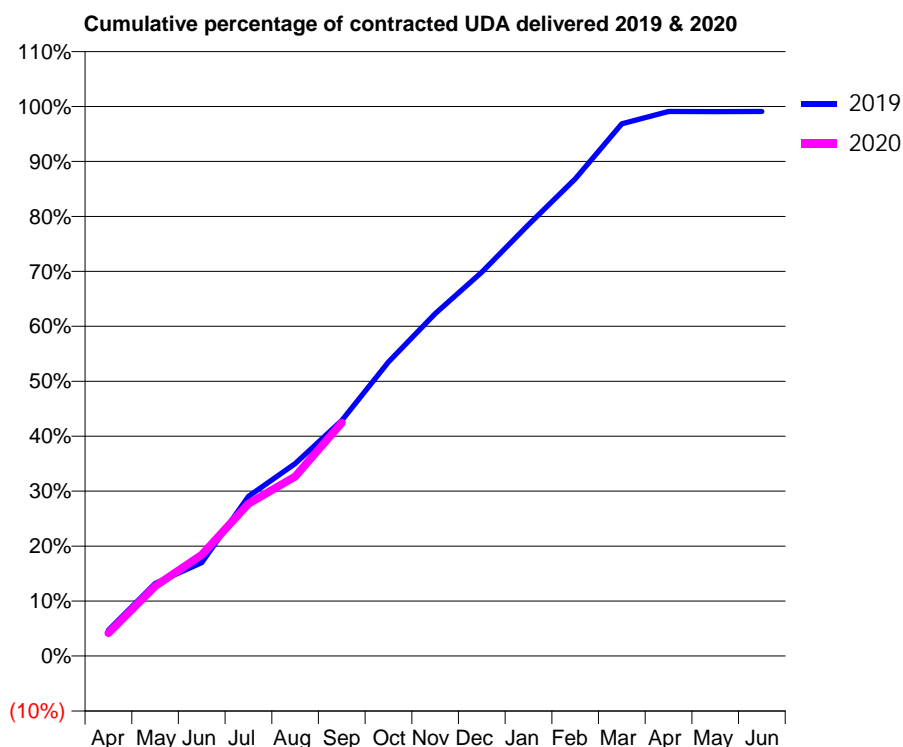
19/20 Contracted general activity (UDA)	13,730
Carry forward general activity (UDA)	125
19/20 Contracted orthodontic activity (UOA)	529
Carry forward orthodontic activity (UOA)	12
Baseline contract value	£382,454.63

### ACCESS\*

Patients seen in 24 months	Total	Change since previous quarter
Quarter ending September 2018	4,441	
Quarter ending December 2018	4,496	→
Quarter ending March 2019	4,455	→
Quarter ending June 2019	4,543	→
Quarter ending September 2019	4,529	→
<b>Variance since September 2018</b>	<b>2.0%</b>	<b>→</b>



### ACTIVITY



Month	Adjusted Scheduled Activity (UDA)	
	2019	2020
April	646	574
May	1,815	1,749
June	2,333	2,529
July	3,990	3,806
August	4,809	4,486
September	5,884	5,830
October	7,349	
November	8,554	
December	9,589	
January	10,778	
February	11,919	
March	13,297	
April	13,606	
May	13,603	
June	13,604	

### QUALITY

	Quantity	Base Number	Contract	AT	Region	England
% of FP17s for the same patient ID Re-attending within 3 months - Children	32	900	3.6%	9.9%	11.3%	11.5%
% of FP17s for the same patient ID Re-attending within 3 months - Adults	169	2,242	7.5%	14.4%	14.7%	15.4%
% of FP17s for the same patient ID Re-attending between 3 & 9 months - Children	583	900	64.8%	53.5%	60.8%	59.7%
% of FP17s for the same patient ID Re-attending between 3 & 9 months - Adults	1,377	2,242	61.4%	48.5%	52.8%	51.7%
% of FP17s for Band 1 Urgent Courses	117	2,906	4.0%	8.3%	8.2%	9.2%
% of FP17s Relating to Free Repair or Replacements	9	2,906	0.3%	0.7%	0.7%	0.7%
% of FP17s Relating to Continuations	5	2,906	0.2%	0.7%	0.8%	0.8%
% of Patients satisfied with the dentistry they have received	2	2	N/A	92.9%	93.2%	93.5%
% of Patients satisfied with the time they had to wait for an appointment	2	2	N/A	91.6%	88.5%	87.4%

\* This is based on patients treated on this contract for their most recent course of treatment. Figures in italics indicate the base number of FP17s or Patient Questionnaire responses are less than 100. N/A is shown where the base number of responses is less than 10 during the period. % is calculated as Quantity/Base number\*100



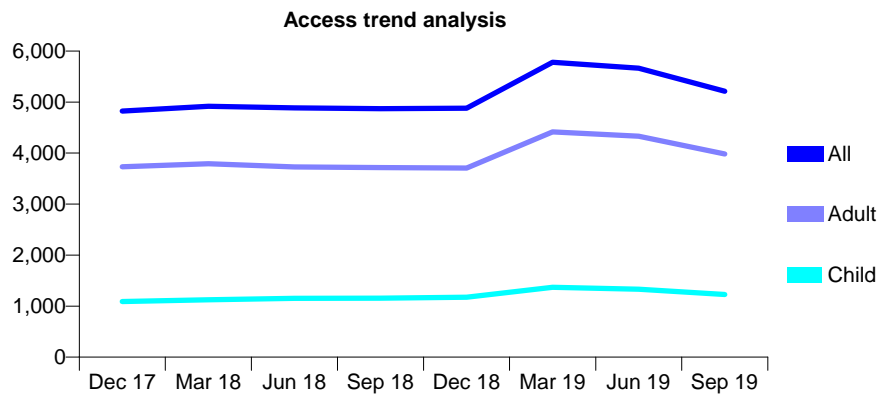
## Q54 - Vital Signs At a Glance Contract Report for 638633/0013 - September 2019

Name or company name	Balbir S Bhandal, Amrik S Bhandal & Baljit
Contract type name	GDS Contract
Purpose of contract	General
Contract start date	01/04/2006
Contract end date	

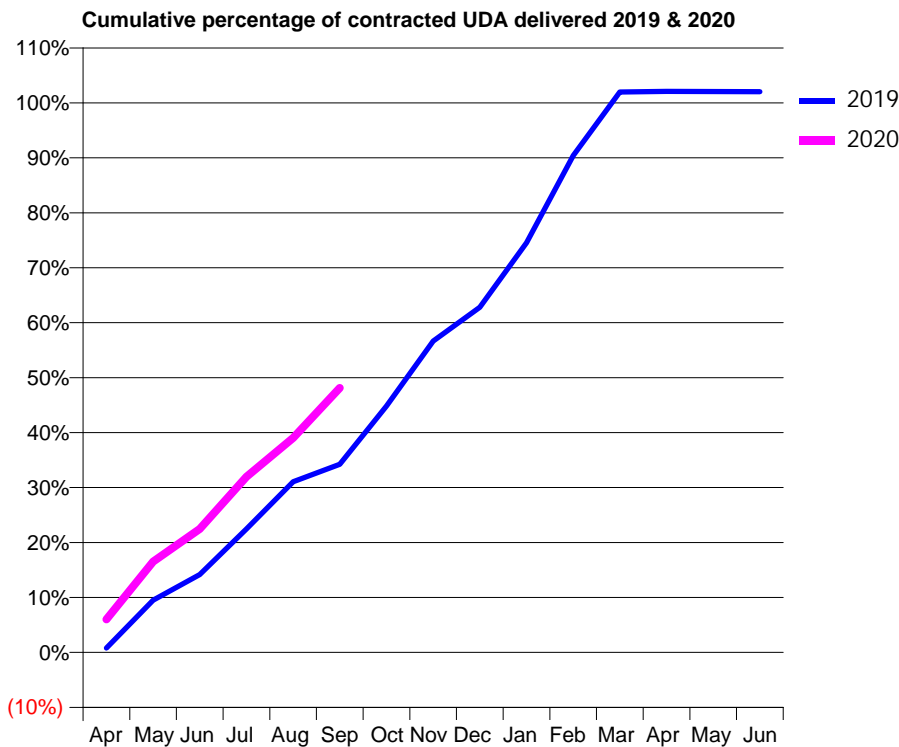
19/20 Contracted general activity (UDA)	16,321
Carry forward general activity (UDA)	-326
19/20 Contracted orthodontic activity (UOA)	0
Carry forward orthodontic activity (UOA)	0
Baseline contract value	£359,426.50

### ACCESS\*

Patients seen in 24 months	Total	Change since previous quarter
Quarter ending September 2018	4,873	
Quarter ending December 2018	4,880	→
Quarter ending March 2019	5,783	↑
Quarter ending June 2019	5,664	↓
Quarter ending September 2019	5,211	↓
<b>Variance since September 2018</b>	<b>6.9%</b>	<b>↑</b>



### ACTIVITY



Month	Adjusted Scheduled Activity (UDA)	
	2019	2020
April	134	982
May	1,552	2,700
June	2,316	3,664
July	3,670	5,219
August	5,072	6,371
September	5,585	7,855
October	7,318	
November	9,247	
December	10,249	
January	12,164	
February	14,754	
March	16,639	
April	16,658	
May	16,654	
June	16,653	

### QUALITY

	Quantity	Base Number	Contract	AT	Region	England
% of FP17s for the same patient ID Re-attending within 3 months - Children	41	786	5.2%	9.9%	11.3%	11.5%
% of FP17s for the same patient ID Re-attending within 3 months - Adults	151	2,226	6.8%	14.4%	14.7%	15.4%
% of FP17s for the same patient ID Re-attending between 3 & 9 months - Children	437	786	55.6%	53.5%	60.8%	59.7%
% of FP17s for the same patient ID Re-attending between 3 & 9 months - Adults	1,168	2,226	52.5%	48.5%	52.8%	51.7%
% of FP17s for Band 1 Urgent Courses	102	2,996	3.4%	8.3%	8.2%	9.2%
% of FP17s Relating to Free Repair or Replacements	44	2,996	1.5%	0.7%	0.7%	0.7%
% of FP17s Relating to Continuations	5	2,996	0.2%	0.7%	0.8%	0.8%
% of Patients satisfied with the dentistry they have received	6	6	N/A	92.9%	93.2%	93.5%
% of Patients satisfied with the time they had to wait for an appointment	5	6	N/A	91.6%	88.5%	87.4%

\* This is based on patients treated on this contract for their most recent course of treatment. Figures in italics indicate the base number of FP17s or Patient Questionnaire responses are less than 100. N/A is shown where the base number of responses is less than 10 during the period. % is calculated as Quantity/Base number\*100

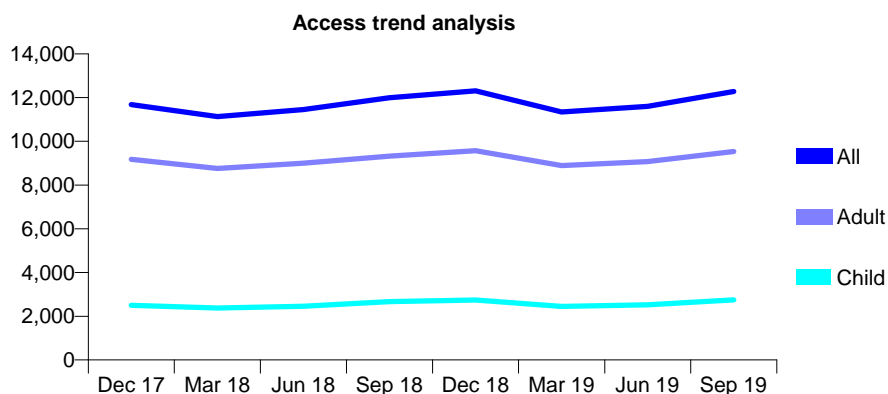
## Q54 - Vital Signs At a Glance Contract Report for 638633/0014 - September 2019

Name or company name	Balbir S Bhandal, Amrik S Bhandal & Baljit
Contract type name	GDS Contract
Purpose of contract	General
Contract start date	01/04/2006
Contract end date	

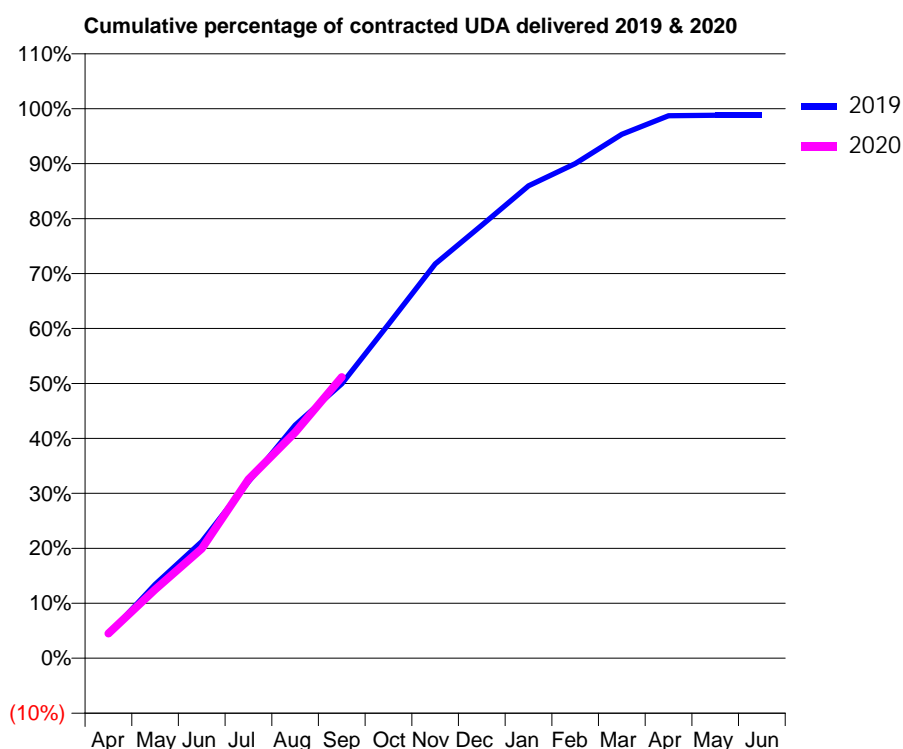
19/20 Contracted general activity (UDA)	39,989
Carry forward general activity (UDA)	482
19/20 Contracted orthodontic activity (UOA)	0
Carry forward orthodontic activity (UOA)	0
Baseline contract value	£967,009.75

### ACCESS\*

Patients seen in 24 months	Total	Change since previous quarter
Quarter ending September 2018	11,994	
Quarter ending December 2018	12,308	↑
Quarter ending March 2019	11,342	↓
Quarter ending June 2019	11,597	↑
Quarter ending September 2019	12,280	↑
<b>Variance since September 2018</b>	<b>2.4%</b>	<b>↑</b>



### ACTIVITY



Month	2019	2020
April	1,745	1,804
May	5,369	5,007
June	8,486	7,973
July	12,845	13,015
August	16,965	16,447
September	19,965	20,456
October	24,291	
November	28,695	
December	31,509	
January	34,377	
February	35,989	
March	38,125	
April	39,476	
May	39,510	
June	39,507	

### QUALITY

	Quantity	Base Number	Contract	AT	Region	England
% of FP17s for the same patient ID Re-attending within 3 months - Children	74	1,896	3.9%	9.9%	11.3%	11.5%
% of FP17s for the same patient ID Re-attending within 3 months - Adults	541	5,600	9.7%	14.4%	14.7%	15.4%
% of FP17s for the same patient ID Re-attending between 3 & 9 months - Children	784	1,896	41.4%	53.5%	60.8%	59.7%
% of FP17s for the same patient ID Re-attending between 3 & 9 months - Adults	2,088	5,600	37.3%	48.5%	52.8%	51.7%
% of FP17s for Band 1 Urgent Courses	204	6,969	2.9%	8.3%	8.2%	9.2%
% of FP17s Relating to Free Repair or Replacements	21	6,969	0.3%	0.7%	0.7%	0.7%
% of FP17s Relating to Continuations	7	6,969	0.1%	0.7%	0.8%	0.8%
% of Patients satisfied with the dentistry they have received	1	1	N/A	92.9%	93.2%	93.5%
% of Patients satisfied with the time they had to wait for an appointment	1	1	N/A	91.6%	88.5%	87.4%

\* This is based on patients treated on this contract for their most recent course of treatment.

Figures in italics indicate the base number of FP17s or Patient Questionnaire responses are less than 100. N/A is shown where the base number of responses is less than 10 during the period. % is calculated as Quantity/Base number\*100

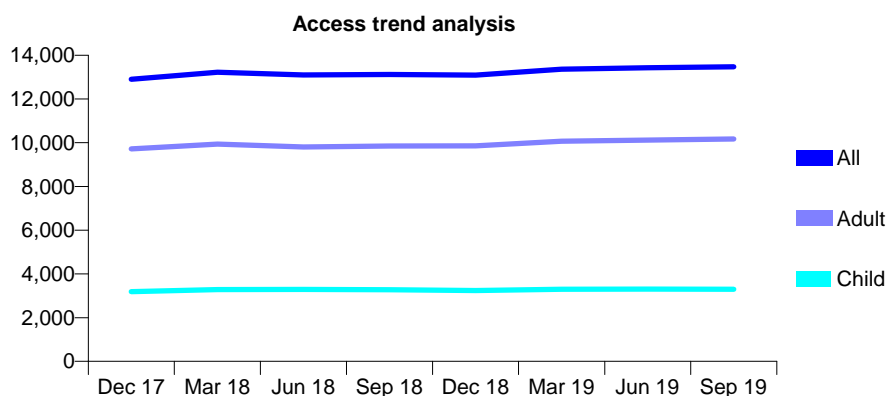
## Q54 - Vital Signs At a Glance Contract Report for 638633/0015 - September 2019

Name or company name	Balbir S Bhandal, Amrik S Bhandal & Baljit
Contract type name	GDS Contract
Purpose of contract	General
Contract start date	01/04/2006
Contract end date	

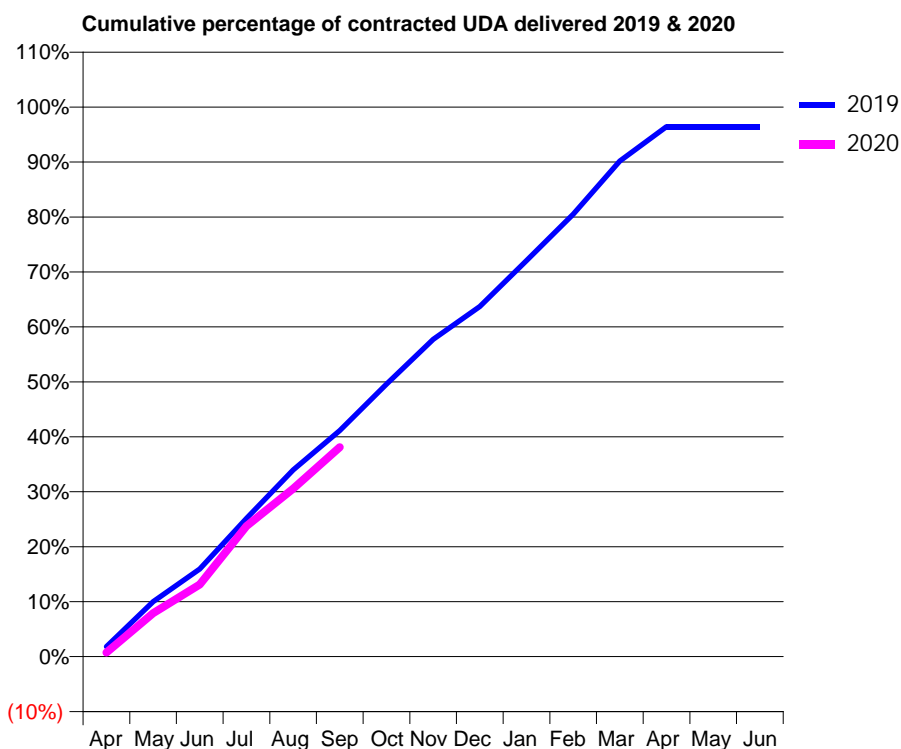
19/20 Contracted general activity (UDA)	42,991
Carry forward general activity (UDA)	1,538
19/20 Contracted orthodontic activity (UOA)	0
Carry forward orthodontic activity (UOA)	0
Baseline contract value	£1,024,553.98

### ACCESS\*

Patients seen in 24 months	Total	Change since previous quarter
Quarter ending September 2018	13,126	
Quarter ending December 2018	13,093	→
Quarter ending March 2019	13,362	↑
Quarter ending June 2019	13,428	→
Quarter ending September 2019	13,474	→
<b>Variance since September 2018</b>	<b>2.7%</b>	<b>↑</b>



### ACTIVITY



Month	Adjusted Scheduled Activity (UDA)	
	2019	2020
April	787	319
May	4,306	3,392
June	6,859	5,635
July	10,814	10,208
August	14,603	13,136
September	17,693	16,382
October	21,319	
November	24,826	
December	27,387	
January	30,979	
February	34,607	
March	38,758	
April	41,460	
May	41,453	
June	41,453	

### QUALITY

	Quantity	Base Number	Contract	AT	Region	England
% of FP17s for the same patient ID Re-attending within 3 months - Children	65	2,089	3.1%	9.9%	11.3%	11.5%
% of FP17s for the same patient ID Re-attending within 3 months - Adults	427	6,072	7.0%	14.4%	14.7%	15.4%
% of FP17s for the same patient ID Re-attending between 3 & 9 months - Children	1,033	2,089	49.4%	53.5%	60.8%	59.7%
% of FP17s for the same patient ID Re-attending between 3 & 9 months - Adults	3,063	6,072	50.4%	48.5%	52.8%	51.7%
% of FP17s for Band 1 Urgent Courses	338	6,970	4.8%	8.3%	8.2%	9.2%
% of FP17s Relating to Free Repair or Replacements	51	6,970	0.7%	0.7%	0.7%	0.7%
% of FP17s Relating to Continuations	23	6,970	0.3%	0.7%	0.8%	0.8%
% of Patients satisfied with the dentistry they have received	3	3	N/A	92.9%	93.2%	93.5%
% of Patients satisfied with the time they had to wait for an appointment	3	3	N/A	91.6%	88.5%	87.4%

\* This is based on patients treated on this contract for their most recent course of treatment. Figures in italics indicate the base number of FP17s or Patient Questionnaire responses are less than 100. N/A is shown where the base number of responses is less than 10 during the period. % is calculated as Quantity/Base number\*100

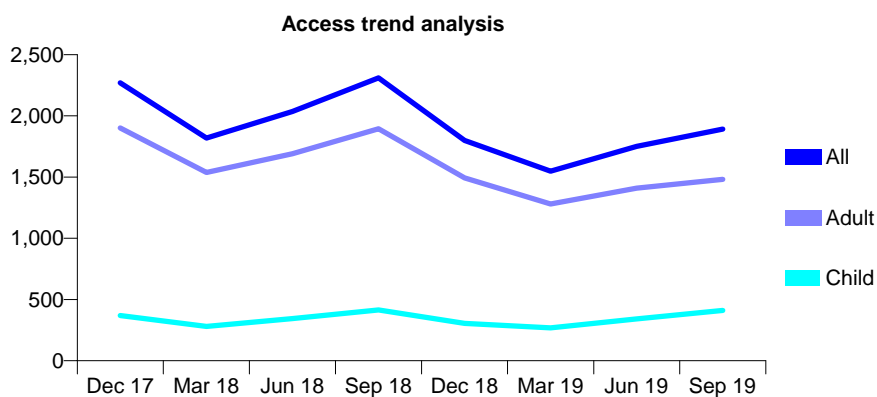
## Q54 - Vital Signs At a Glance Contract Report for 638633/0016 - September 2019

Name or company name	Balbir S Bhandal, Amrik S Bhandal & Baljit
Contract type name	GDS Contract
Purpose of contract	General
Contract start date	01/04/2006
Contract end date	

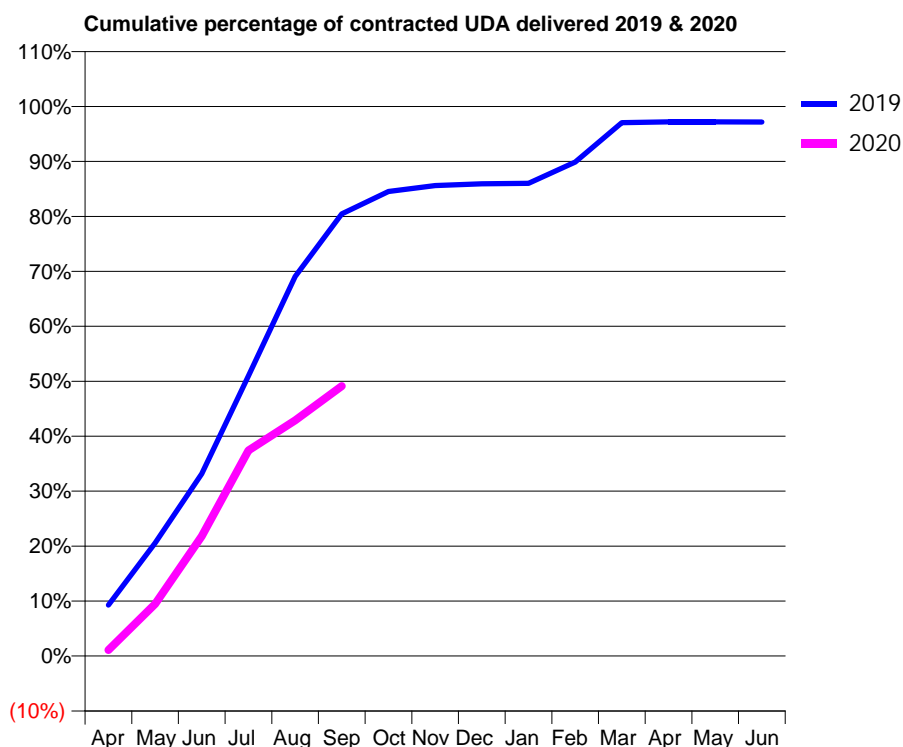
19/20 Contracted general activity (UDA)	6,561
Carry forward general activity (UDA)	184
19/20 Contracted orthodontic activity (UOA)	0
Carry forward orthodontic activity (UOA)	0
Baseline contract value	£204,884.58

### ACCESS\*

Patients seen in 24 months	Total	Change since previous quarter
Quarter ending September 2018	2,310	
Quarter ending December 2018	1,799	↓
Quarter ending March 2019	1,548	↓
Quarter ending June 2019	1,751	↑
Quarter ending September 2019	1,893	↑
<b>Variance since September 2018</b>	<b>(18.1%)</b>	<b>↓</b>



### ACTIVITY



Month	Adjusted Scheduled Activity (UDA)	
	2019	2020
April	609	72
May	1,349	622
June	2,175	1,430
July	3,344	2,454
August	4,533	2,814
September	5,279	3,221
October	5,547	
November	5,616	
December	5,637	
January	5,644	
February	5,897	
March	6,368	
April	6,377	
May	6,377	
June	6,376	

### QUALITY

	Quantity	Base Number	Contract	AT	Region	England
% of FP17s for the same patient ID Re-attending within 3 months - Children	6	317	1.9%	9.9%	11.3%	11.5%
% of FP17s for the same patient ID Re-attending within 3 months - Adults	51	940	5.4%	14.4%	14.7%	15.4%
% of FP17s for the same patient ID Re-attending between 3 & 9 months - Children	31	317	9.8%	53.5%	60.8%	59.7%
% of FP17s for the same patient ID Re-attending between 3 & 9 months - Adults	115	940	12.2%	48.5%	52.8%	51.7%
% of FP17s for Band 1 Urgent Courses	25	1,254	2.0%	8.3%	8.2%	9.2%
% of FP17s Relating to Free Repair or Replacements	9	1,254	0.7%	0.7%	0.7%	0.7%
% of FP17s Relating to Continuations	2	1,254	0.2%	0.7%	0.8%	0.8%
% of Patients satisfied with the dentistry they have received	0	0	N/A	92.9%	93.2%	93.5%
% of Patients satisfied with the time they had to wait for an appointment	0	0	N/A	91.6%	88.5%	87.4%

\* This is based on patients treated on this contract for their most recent course of treatment. Figures in italics indicate the base number of FP17s or Patient Questionnaire responses are less than 100. N/A is shown where the base number of responses is less than 10 during the period. % is calculated as Quantity/Base number\*100

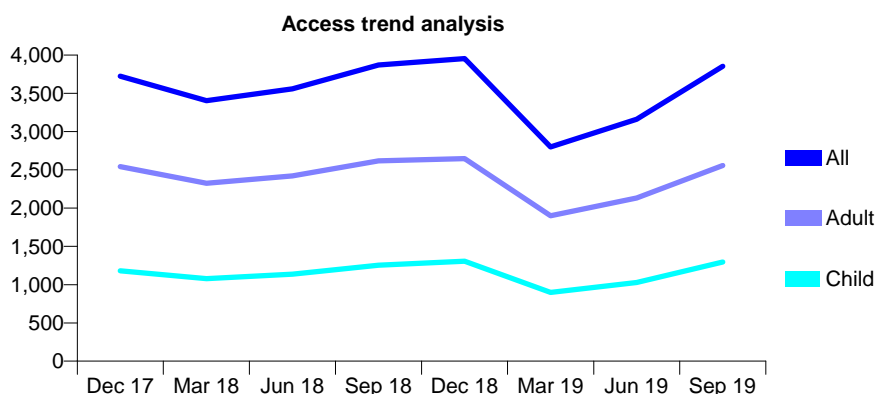
## Q54 - Vital Signs At a Glance Contract Report for 638633/0017 - September 2019

Name or company name	Balbir S Bhandal, Amrik S Bhandal & Baljit
Contract type name	GDS Contract
Purpose of contract	General
Contract start date	01/04/2006
Contract end date	

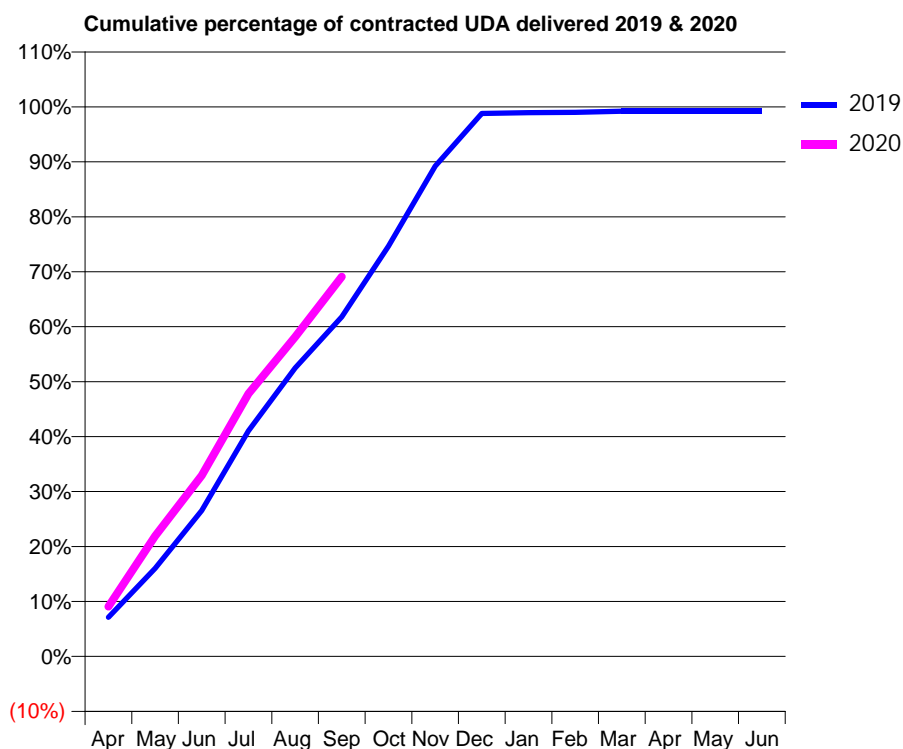
19/20 Contracted general activity (UDA)	11,830
Carry forward general activity (UDA)	94
19/20 Contracted orthodontic activity (UOA)	0
Carry forward orthodontic activity (UOA)	0
Baseline contract value	£293,141.20

### ACCESS\*

Patients seen in 24 months	Total	Change since previous quarter
Quarter ending September 2018	3,871	
Quarter ending December 2018	3,953	↑
Quarter ending March 2019	2,800	↓
Quarter ending June 2019	3,160	↑
Quarter ending September 2019	3,852	↑
<b>Variance since September 2018</b>	<b>(0.5%)</b>	→



### ACTIVITY



Month	2019	2020
April	843	1,073
May	1,897	2,593
June	3,141	3,894
July	4,857	5,654
August	6,211	6,880
September	7,309	8,175
October	8,832	
November	10,556	
December	11,687	
January	11,705	
February	11,711	
March	11,735	
April	11,735	
May	11,735	
June	11,735	

### QUALITY

	Quantity	Base Number	Contract	AT	Region	England
% of FP17s for the same patient ID Re-attending within 3 months - Children	29	1,060	2.7%	9.9%	11.3%	11.5%
% of FP17s for the same patient ID Re-attending within 3 months - Adults	200	1,978	10.1%	14.4%	14.7%	15.4%
% of FP17s for the same patient ID Re-attending between 3 & 9 months - Children	299	1,060	28.2%	53.5%	60.8%	59.7%
% of FP17s for the same patient ID Re-attending between 3 & 9 months - Adults	518	1,978	26.2%	48.5%	52.8%	51.7%
% of FP17s for Band 1 Urgent Courses	251	3,038	8.3%	8.3%	8.2%	9.2%
% of FP17s Relating to Free Repair or Replacements	27	3,038	0.9%	0.7%	0.7%	0.7%
% of FP17s Relating to Continuations	7	3,038	0.2%	0.7%	0.8%	0.8%
% of Patients satisfied with the dentistry they have received	0	0	N/A	92.9%	93.2%	93.5%
% of Patients satisfied with the time they had to wait for an appointment	0	0	N/A	91.6%	88.5%	87.4%

\* This is based on patients treated on this contract for their most recent course of treatment. Figures in italics indicate the base number of FP17s or Patient Questionnaire responses are less than 100. N/A is shown where the base number of responses is less than 10 during the period. % is calculated as Quantity/Base number\*100

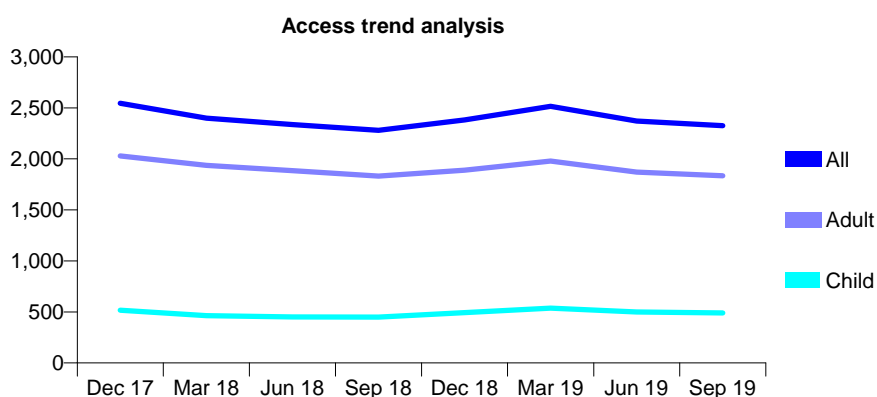
## Q54 - Vital Signs At a Glance Contract Report for 638633/0018 - September 2019

Name or company name	Balbir S Bhandal, Amrik S Bhandal & Baljit
Contract type name	GDS Contract
Purpose of contract	General
Contract start date	01/04/2006
Contract end date	

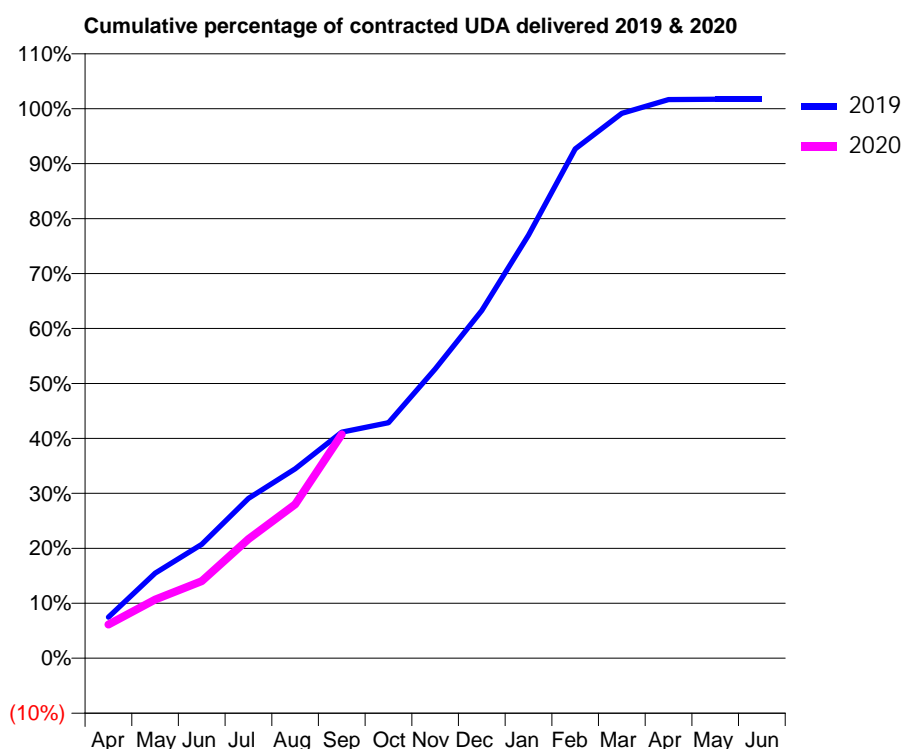
19/20 Contracted general activity (UDA)	7,552
Carry forward general activity (UDA)	-129
19/20 Contracted orthodontic activity (UOA)	0
Carry forward orthodontic activity (UOA)	0
Baseline contract value	£202,533.89

### ACCESS\*

Patients seen in 24 months	Total	Change since previous quarter
Quarter ending September 2018	2,280	
Quarter ending December 2018	2,383	↑
Quarter ending March 2019	2,516	↑
Quarter ending June 2019	2,371	↓
Quarter ending September 2019	2,325	↓
<b>Variance since September 2018</b>	<b>2.0%</b>	→



### ACTIVITY



Month	2019	2020
April	565	463
May	1,170	808
June	1,565	1,060
July	2,197	1,638
August	2,603	2,116
September	3,107	3,075
October	3,235	
November	3,977	
December	4,778	
January	5,814	
February	7,000	
March	7,487	
April	7,676	
May	7,682	
June	7,682	

### QUALITY

	Quantity	Base Number	Contract	AT	Region	England
% of FP17s for the same patient ID Re-attending within 3 months - Children	10	268	3.7%	9.9%	11.3%	11.5%
% of FP17s for the same patient ID Re-attending within 3 months - Adults	87	987	8.8%	14.4%	14.7%	15.4%
% of FP17s for the same patient ID Re-attending between 3 & 9 months - Children	116	268	43.3%	53.5%	60.8%	59.7%
% of FP17s for the same patient ID Re-attending between 3 & 9 months - Adults	440	987	44.6%	48.5%	52.8%	51.7%
% of FP17s for Band 1 Urgent Courses	17	1,191	1.4%	8.3%	8.2%	9.2%
% of FP17s Relating to Free Repair or Replacements	20	1,191	1.7%	0.7%	0.7%	0.7%
% of FP17s Relating to Continuations	8	1,191	0.7%	0.7%	0.8%	0.8%
% of Patients satisfied with the dentistry they have received	0	0	N/A	92.9%	93.2%	93.5%
% of Patients satisfied with the time they had to wait for an appointment	0	0	N/A	91.6%	88.5%	87.4%

\* This is based on patients treated on this contract for their most recent course of treatment.

Figures in italics indicate the base number of FP17s or Patient Questionnaire responses are less than 100. N/A is shown where the base number of responses is less than 10 during the period. % is calculated as Quantity/Base number\*100

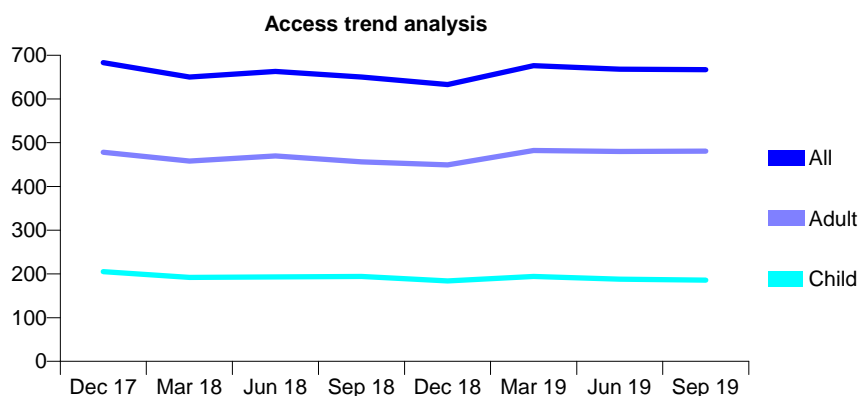
## Q54 - Vital Signs At a Glance Contract Report for 638633/0019 - September 2019

Name or company name	Balbir S Bhandal, Amrik S Bhandal & Baljit
Contract type name	GDS Contract
Purpose of contract	General and Orthodontic
Contract start date	01/04/2006
Contract end date	

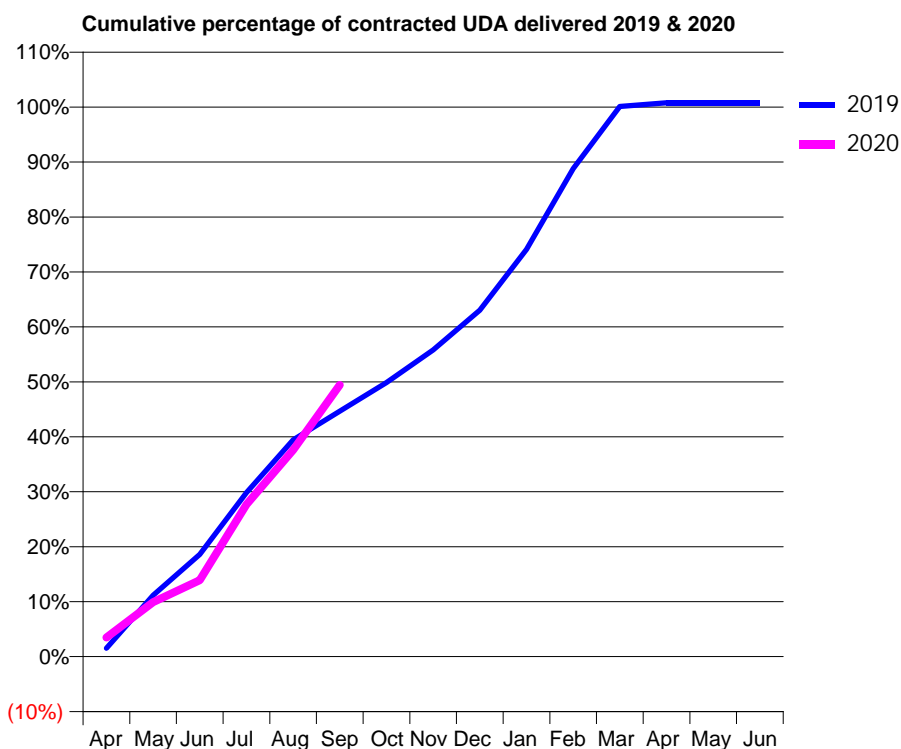
19/20 Contracted general activity (UDA)	2,037
Carry forward general activity (UDA)	-15
19/20 Contracted orthodontic activity (UOA)	147
Carry forward orthodontic activity (UOA)	-2
Baseline contract value	£55,308.48

### ACCESS\*

Patients seen in 24 months	Total	Change since previous quarter
Quarter ending September 2018	650	
Quarter ending December 2018	633	↓
Quarter ending March 2019	676	↑
Quarter ending June 2019	668	↓
Quarter ending September 2019	667	→
<b>Variance since September 2018</b>	<b>2.6%</b>	<b>↑</b>



### ACTIVITY



Month	Adjusted Scheduled Activity (UDA)	
	2019	2020
April	31	71
May	228	202
June	379	283
July	608	564
August	804	766
September	910	1,007
October	1,016	
November	1,137	
December	1,284	
January	1,510	
February	1,809	
March	2,039	
April	2,053	
May	2,053	
June	2,053	

### QUALITY

	Quantity	Base Number	Contract	AT	Region	England
% of FP17s for the same patient ID Re-attending within 3 months - Children	6	125	4.8%	9.9%	11.3%	11.5%
% of FP17s for the same patient ID Re-attending within 3 months - Adults	36	295	12.2%	14.4%	14.7%	15.4%
% of FP17s for the same patient ID Re-attending between 3 & 9 months - Children	68	125	54.4%	53.5%	60.8%	59.7%
% of FP17s for the same patient ID Re-attending between 3 & 9 months - Adults	155	295	52.5%	48.5%	52.8%	51.7%
% of FP17s for Band 1 Urgent Courses	36	407	8.8%	8.3%	8.2%	9.2%
% of FP17s Relating to Free Repair or Replacements	2	407	0.5%	0.7%	0.7%	0.7%
% of FP17s Relating to Continuations	1	407	0.2%	0.7%	0.8%	0.8%
% of Patients satisfied with the dentistry they have received	0	0	N/A	92.9%	93.2%	93.5%
% of Patients satisfied with the time they had to wait for an appointment	0	0	N/A	91.6%	88.5%	87.4%

\* This is based on patients treated on this contract for their most recent course of treatment. Figures in italics indicate the base number of FP17s or Patient Questionnaire responses are less than 100. N/A is shown where the base number of responses is less than 10 during the period. % is calculated as Quantity/Base number\*100

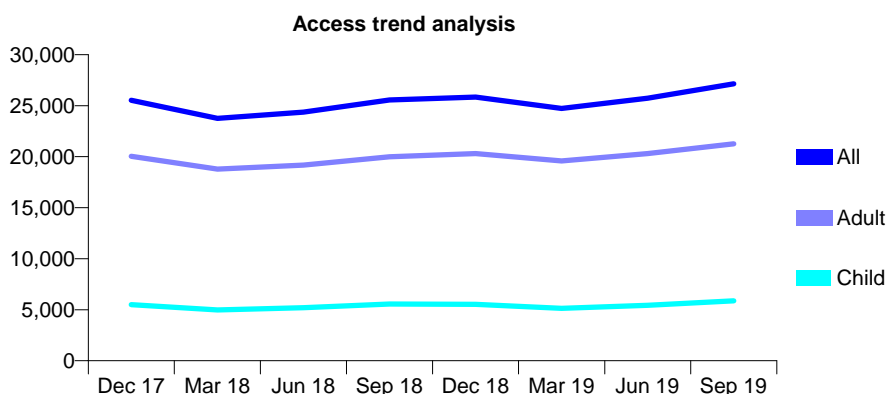
## Q54 - Vital Signs At a Glance Contract Report for 638633/0020 - September 2019

Name or company name	Balbir S Bhandal, Amrik S Bhandal & Baljit
Contract type name	GDS Contract
Purpose of contract	General and Orthodontic
Contract start date	01/04/2006
Contract end date	

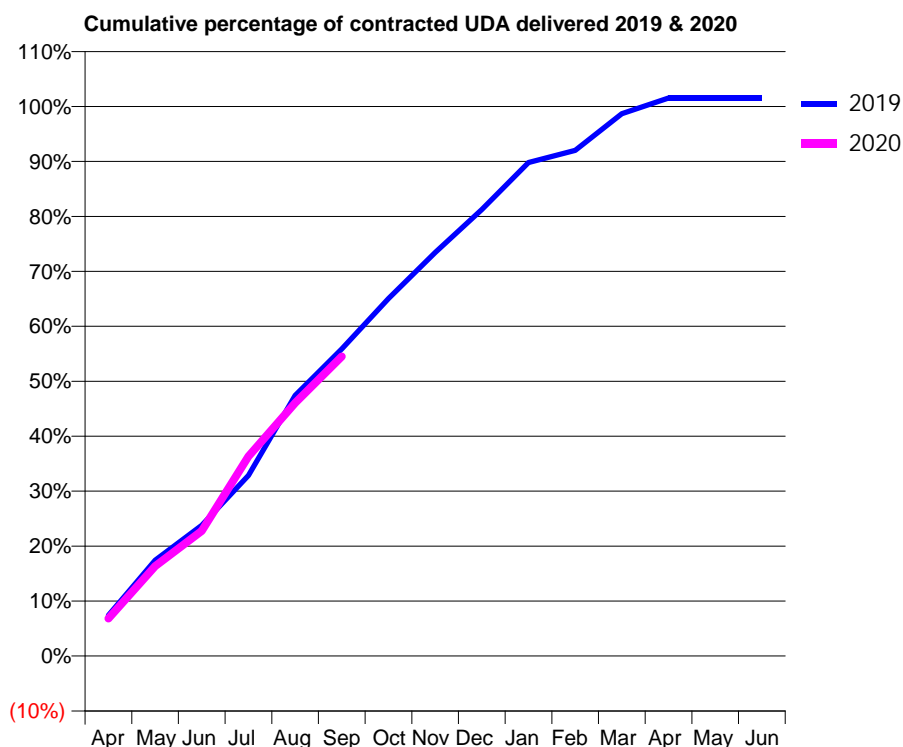
19/20 Contracted general activity (UDA)	97,227
Carry forward general activity (UDA)	-1,500
19/20 Contracted orthodontic activity (UOA)	6,238
Carry forward orthodontic activity (UOA)	7
Baseline contract value	£3,637,000.33

### ACCESS\*

Patients seen in 24 months	Total	Change since previous quarter
Quarter ending September 2018	25,564	
Quarter ending December 2018	25,845	→
Quarter ending March 2019	24,726	↓
Quarter ending June 2019	25,737	↑
Quarter ending September 2019	27,138	↑
<b>Variance since September 2018</b>	<b>6.2%</b>	<b>↑</b>



### ACTIVITY



Month	Adjusted Scheduled Activity (UDA)	
	2019	2020
April	7,205	6,642
May	16,957	15,913
June	23,099	22,141
July	31,962	35,326
August	46,119	44,804
September	54,337	52,970
October	63,252	
November	71,402	
December	78,992	
January	87,312	
February	89,448	
March	95,956	
April	98,727	
May	98,728	
June	98,728	

### QUALITY

	Quantity	Base Number	Contract	AT	Region	England
% of FP17s for the same patient ID Re-attending within 3 months - Children	332	4,614	7.2%	9.9%	11.3%	11.5%
% of FP17s for the same patient ID Re-attending within 3 months - Adults	996	12,473	8.0%	14.4%	14.7%	15.4%
% of FP17s for the same patient ID Re-attending between 3 & 9 months - Children	835	4,614	18.1%	53.5%	60.8%	59.7%
% of FP17s for the same patient ID Re-attending between 3 & 9 months - Adults	2,108	12,473	16.9%	48.5%	52.8%	51.7%
% of FP17s for Band 1 Urgent Courses	1,119	15,631	7.2%	8.3%	8.2%	9.2%
% of FP17s Relating to Free Repair or Replacements	67	15,631	0.4%	0.7%	0.7%	0.7%
% of FP17s Relating to Continuations	106	15,631	0.7%	0.7%	0.8%	0.8%
% of Patients satisfied with the dentistry they have received	3	3	N/A	92.9%	93.2%	93.5%
% of Patients satisfied with the time they had to wait for an appointment	2	3	N/A	91.6%	88.5%	87.4%

\* This is based on patients treated on this contract for their most recent course of treatment. Figures in italics indicate the base number of FP17s or Patient Questionnaire responses are less than 100. N/A is shown where the base number of responses is less than 10 during the period. % is calculated as Quantity/Base number\*100



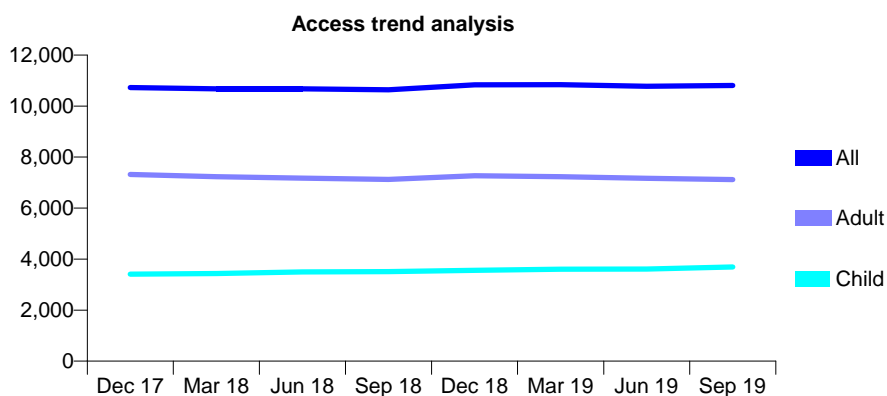
## Q54 - Vital Signs At a Glance Contract Report for 638633/0021 - September 2019

Name or company name	Balbir S Bhandal, Amrik S Bhandal & Baljit
Contract type name	GDS Contract
Purpose of contract	General
Contract start date	01/04/2006
Contract end date	

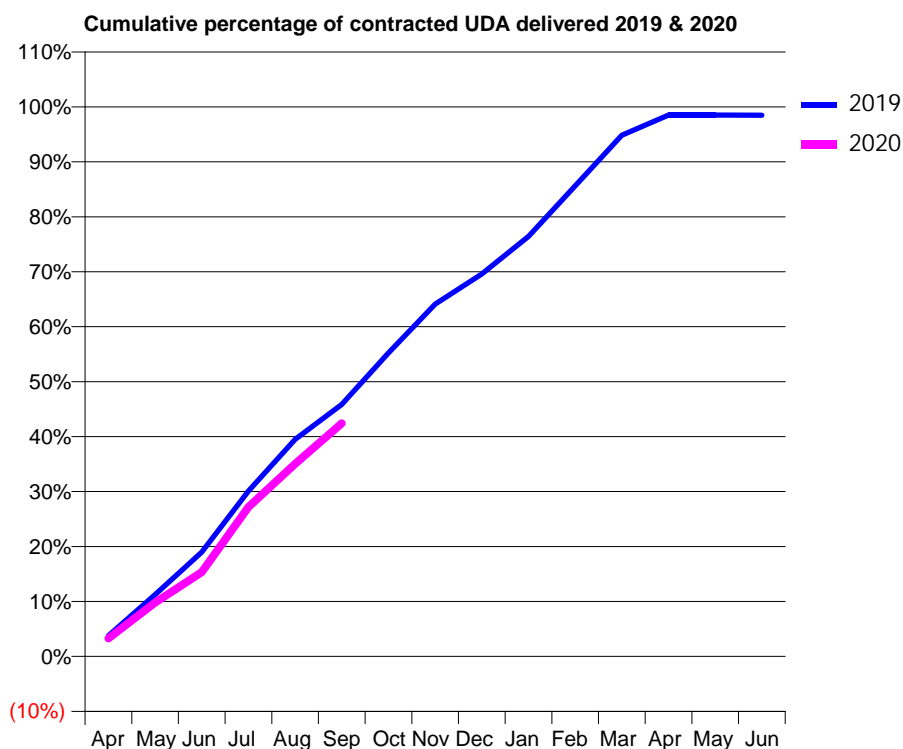
19/20 Contracted general activity (UDA)	30,893
Carry forward general activity (UDA)	465
19/20 Contracted orthodontic activity (UOA)	0
Carry forward orthodontic activity (UOA)	0
Baseline contract value	£823,910.31

### ACCESS\*

Patients seen in 24 months	Total	Change since previous quarter
Quarter ending September 2018	10,637	
Quarter ending December 2018	10,833	→
Quarter ending March 2019	10,841	→
Quarter ending June 2019	10,779	→
Quarter ending September 2019	10,813	→
<b>Variance since September 2018</b>	<b>1.7%</b>	<b>→</b>



### ACTIVITY



Month	Adjusted Scheduled Activity (UDA)	
	2019	2020
April	1,164	1,015
May	3,479	3,026
June	5,857	4,731
July	9,296	8,400
August	12,204	10,828
September	14,162	13,105
October	17,069	
November	19,804	
December	21,495	
January	23,613	
February	26,453	
March	29,301	
April	30,430	
May	30,430	
June	30,427	

### QUALITY

	Quantity	Base Number	Contract	AT	Region	England
% of FP17s for the same patient ID Re-attending within 3 months - Children	71	2,108	3.4%	9.9%	11.3%	11.5%
% of FP17s for the same patient ID Re-attending within 3 months - Adults	274	3,768	7.3%	14.4%	14.7%	15.4%
% of FP17s for the same patient ID Re-attending between 3 & 9 months - Children	932	2,108	44.2%	53.5%	60.8%	59.7%
% of FP17s for the same patient ID Re-attending between 3 & 9 months - Adults	1,640	3,768	43.5%	48.5%	52.8%	51.7%
% of FP17s for Band 1 Urgent Courses	390	5,509	7.1%	8.3%	8.2%	9.2%
% of FP17s Relating to Free Repair or Replacements	27	5,509	0.5%	0.7%	0.7%	0.7%
% of FP17s Relating to Continuations	5	5,509	0.1%	0.7%	0.8%	0.8%
% of Patients satisfied with the dentistry they have received	3	3	N/A	92.9%	93.2%	93.5%
% of Patients satisfied with the time they had to wait for an appointment	3	3	N/A	91.6%	88.5%	87.4%

\* This is based on patients treated on this contract for their most recent course of treatment. Figures in italics indicate the base number of FP17s or Patient Questionnaire responses are less than 100. N/A is shown where the base number of responses is less than 10 during the period. % is calculated as Quantity/Base number\*100

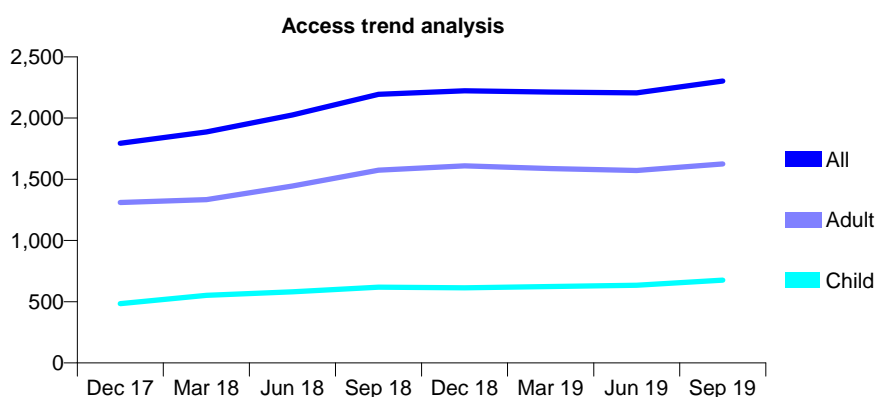
## Q54 - Vital Signs At a Glance Contract Report for 643572/0002 - September 2019

Name or company name	DR JF ALLSOPP
Contract type name	GDS Contract
Purpose of contract	General and Orthodontic
Contract start date	01/04/2006
Contract end date	

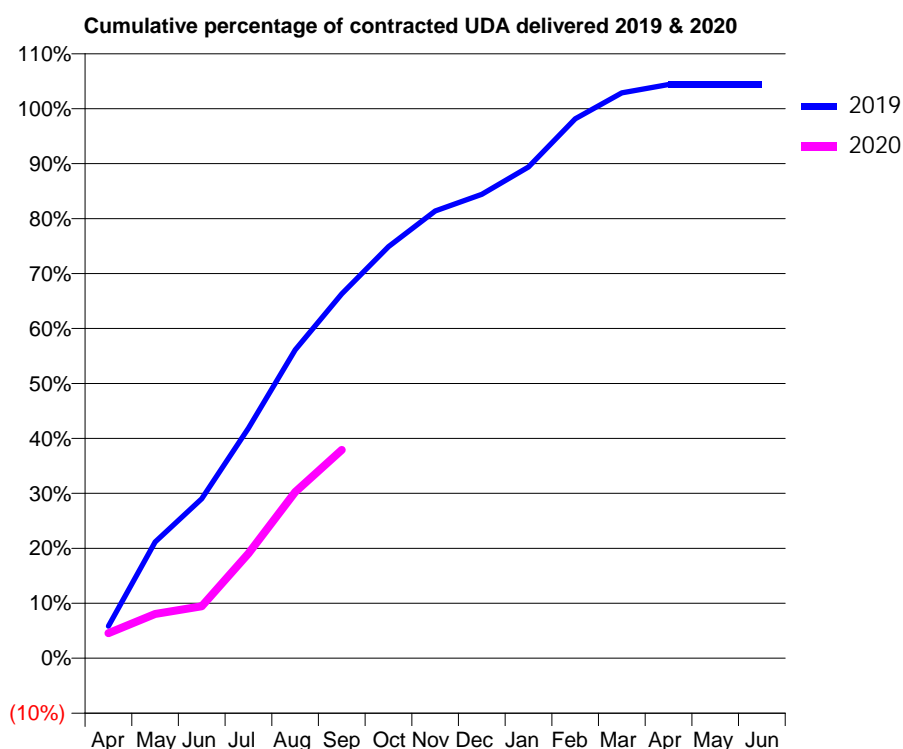
19/20 Contracted general activity (UDA)	4,835
Carry forward general activity (UDA)	-96
19/20 Contracted orthodontic activity (UOA)	760
Carry forward orthodontic activity (UOA)	-15
Baseline contract value	£170,524.47

### ACCESS\*

Patients seen in 24 months	Total	Change since previous quarter
Quarter ending September 2018	2,194	
Quarter ending December 2018	2,223	→
Quarter ending March 2019	2,212	→
Quarter ending June 2019	2,206	→
Quarter ending September 2019	2,302	↑
<b>Variance since September 2018</b>	<b>4.9%</b>	<b>↑</b>



### ACTIVITY



Adjusted Scheduled Activity (UDA)		
Month	2019	2020
April	282	221
May	1,024	391
June	1,403	457
July	2,024	922
August	2,714	1,463
September	3,205	1,832
October	3,621	
November	3,934	
December	4,081	
January	4,321	
February	4,745	
March	4,974	
April	5,046	
May	5,046	
June	5,046	

### QUALITY

	Quantity	Base Number	Contract	AT	Region	England
% of FP17s for the same patient ID Re-attending within 3 months - Children	10	468	2.1%	9.9%	11.3%	11.5%
% of FP17s for the same patient ID Re-attending within 3 months - Adults	56	638	8.8%	14.4%	14.7%	15.4%
% of FP17s for the same patient ID Re-attending between 3 & 9 months - Children	132	468	28.2%	53.5%	60.8%	59.7%
% of FP17s for the same patient ID Re-attending between 3 & 9 months - Adults	124	638	19.4%	48.5%	52.8%	51.7%
% of FP17s for Band 1 Urgent Courses	50	971	5.1%	8.3%	8.2%	9.2%
% of FP17s Relating to Free Repair or Replacements	11	971	1.1%	0.7%	0.7%	0.7%
% of FP17s Relating to Continuations	0	971	0.0%	0.7%	0.8%	0.8%
% of Patients satisfied with the dentistry they have received	0	0	N/A	92.9%	93.2%	93.5%
% of Patients satisfied with the time they had to wait for an appointment	0	0	N/A	91.6%	88.5%	87.4%

\* This is based on patients treated on this contract for their most recent course of treatment.

Figures in italics indicate the base number of FP17s or Patient Questionnaire responses are less than 100. N/A is shown where the base number of responses is less than 10 during the period. % is calculated as Quantity/Base number\*100

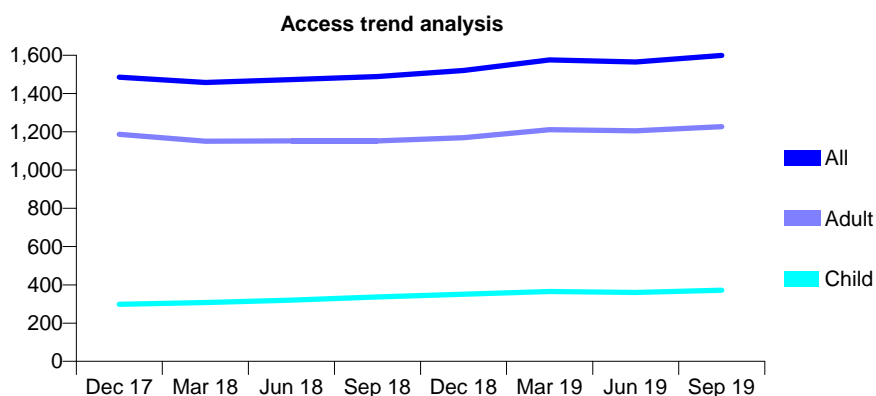
## Q54 - Vital Signs At a Glance Contract Report for 650544/0001 - September 2019

Name or company name	MR GD BROWN
Contract type name	GDS Contract
Purpose of contract	General
Contract start date	01/04/2006
Contract end date	

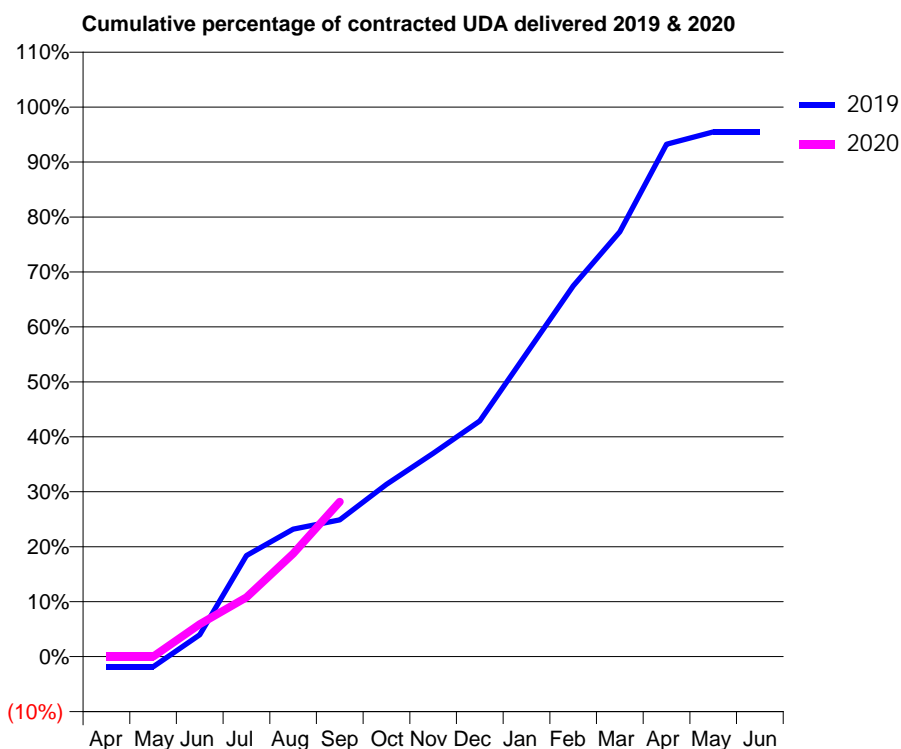
19/20 Contracted general activity (UDA)	6,000
Carry forward general activity (UDA)	0
19/20 Contracted orthodontic activity (UOA)	0
Carry forward orthodontic activity (UOA)	0
Baseline contract value	£163,540.26

### ACCESS\*

Patients seen in 24 months	Total	Change since previous quarter
Quarter ending September 2018	1,489	
Quarter ending December 2018	1,520	↑
Quarter ending March 2019	1,576	↑
Quarter ending June 2019	1,565	→
Quarter ending September 2019	1,599	↑
<b>Variance since September 2018</b>	<b>7.4%</b>	<b>↑</b>



### ACTIVITY



Month	Adjusted Scheduled Activity (UDA)	
	2019	2020
April	-112	0
May	-112	0
June	239	354
July	1,104	647
August	1,392	1,124
September	1,493	1,691
October	1,881	
November	2,219	
December	2,574	
January	3,310	
February	4,049	
March	4,638	
April	5,593	
May	5,728	
June	5,728	

### QUALITY

	Quantity	Base Number	Contract	AT	Region	England
% of FP17s for the same patient ID Re-attending within 3 months - Children	6	164	3.7%	9.9%	11.3%	11.5%
% of FP17s for the same patient ID Re-attending within 3 months - Adults	50	525	9.5%	14.4%	14.7%	15.4%
% of FP17s for the same patient ID Re-attending between 3 & 9 months - Children	29	164	17.7%	53.5%	60.8%	59.7%
% of FP17s for the same patient ID Re-attending between 3 & 9 months - Adults	112	525	21.3%	48.5%	52.8%	51.7%
% of FP17s for Band 1 Urgent Courses	33	480	6.9%	8.3%	8.2%	9.2%
% of FP17s Relating to Free Repair or Replacements	0	480	0.0%	0.7%	0.7%	0.7%
% of FP17s Relating to Continuations	3	480	0.6%	0.7%	0.8%	0.8%
% of Patients satisfied with the dentistry they have received	0	0	N/A	92.9%	93.2%	93.5%
% of Patients satisfied with the time they had to wait for an appointment	0	0	N/A	91.6%	88.5%	87.4%

\* This is based on patients treated on this contract for their most recent course of treatment. Figures in italics indicate the base number of FP17s or Patient Questionnaire responses are less than 100. N/A is shown where the base number of responses is less than 10 during the period. % is calculated as Quantity/Base number\*100

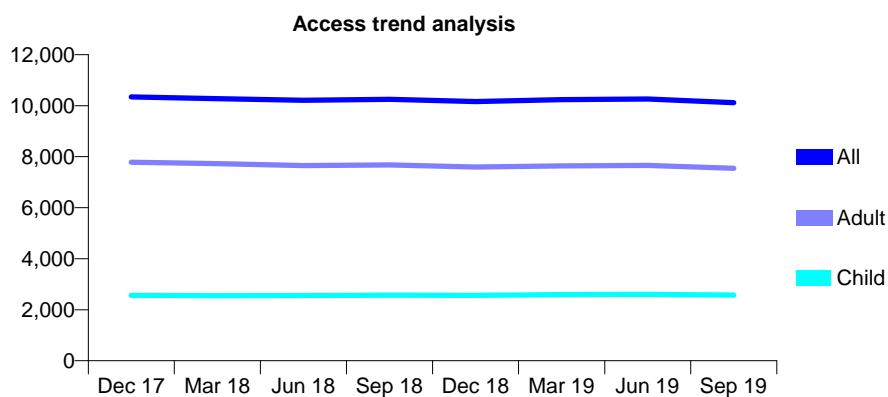
## Q54 - Vital Signs At a Glance Contract Report for 658421/0001 - September 2019

Name or company name	Hayers Dental Surgery
Contract type name	GDS Contract
Purpose of contract	General and Orthodontic
Contract start date	01/04/2006
Contract end date	

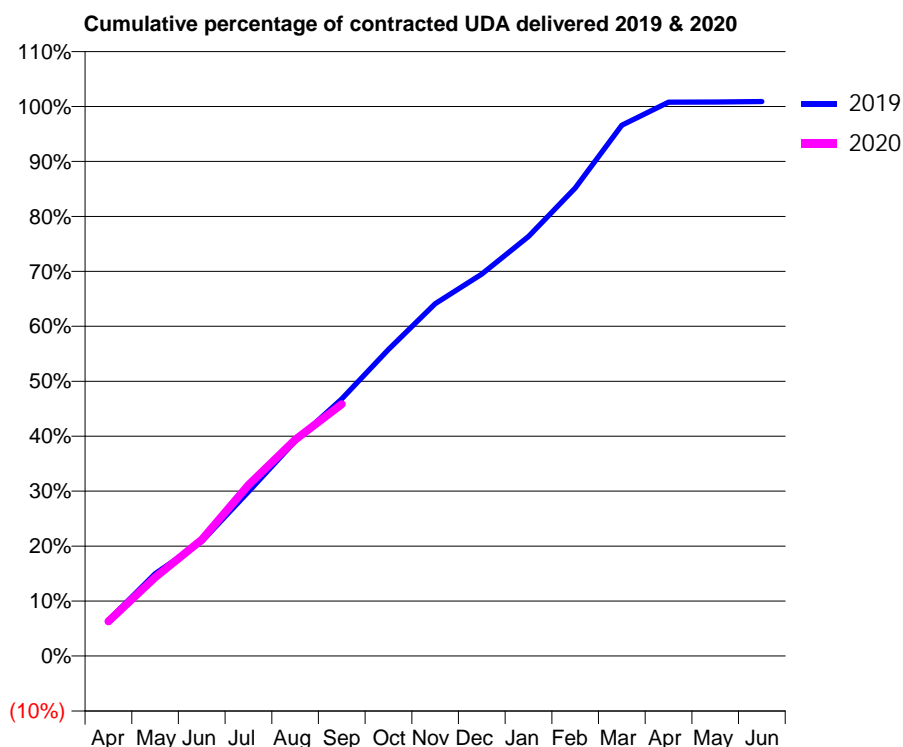
19/20 Contracted general activity (UDA)	21,866
Carry forward general activity (UDA)	-196
19/20 Contracted orthodontic activity (UOA)	387
Carry forward orthodontic activity (UOA)	0
Baseline contract value	£561,710.53

### ACCESS\*

Patients seen in 24 months	Total	Change since previous quarter
Quarter ending September 2018	10,250	
Quarter ending December 2018	10,160	→
Quarter ending March 2019	10,235	→
Quarter ending June 2019	10,259	→
Quarter ending September 2019	10,119	↓
<b>Variance since September 2018</b>	<b>(1.3%)</b>	<b>↓</b>



### ACTIVITY



Month	Adjusted Scheduled Activity (UDA)	
	2019	2020
April	1,426	1,384
May	3,277	3,126
June	4,553	4,626
July	6,542	6,805
August	8,550	8,604
September	10,235	10,021
October	12,197	
November	14,021	
December	15,197	
January	16,689	
February	18,620	
March	21,114	
April	22,033	
May	22,040	
June	22,063	

### QUALITY

	Quantity	Base Number	Contract	AT	Region	England
% of FP17s for the same patient ID Re-attending within 3 months - Children	80	1,412	5.7%	9.9%	11.3%	11.5%
% of FP17s for the same patient ID Re-attending within 3 months - Adults	479	3,755	12.8%	14.4%	14.7%	15.4%
% of FP17s for the same patient ID Re-attending between 3 & 9 months - Children	518	1,412	36.7%	53.5%	60.8%	59.7%
% of FP17s for the same patient ID Re-attending between 3 & 9 months - Adults	1,052	3,755	28.0%	48.5%	52.8%	51.7%
% of FP17s for Band 1 Urgent Courses	455	4,462	10.2%	8.3%	8.2%	9.2%
% of FP17s Relating to Free Repair or Replacements	61	4,462	1.4%	0.7%	0.7%	0.7%
% of FP17s Relating to Continuations	64	4,462	1.4%	0.7%	0.8%	0.8%
% of Patients satisfied with the dentistry they have received	1	1	N/A	92.9%	93.2%	93.5%
% of Patients satisfied with the time they had to wait for an appointment	1	1	N/A	91.6%	88.5%	87.4%

\* This is based on patients treated on this contract for their most recent course of treatment. Figures in italics indicate the base number of FP17s or Patient Questionnaire responses are less than 100. N/A is shown where the base number of responses is less than 10 during the period. % is calculated as Quantity/Base number\*100

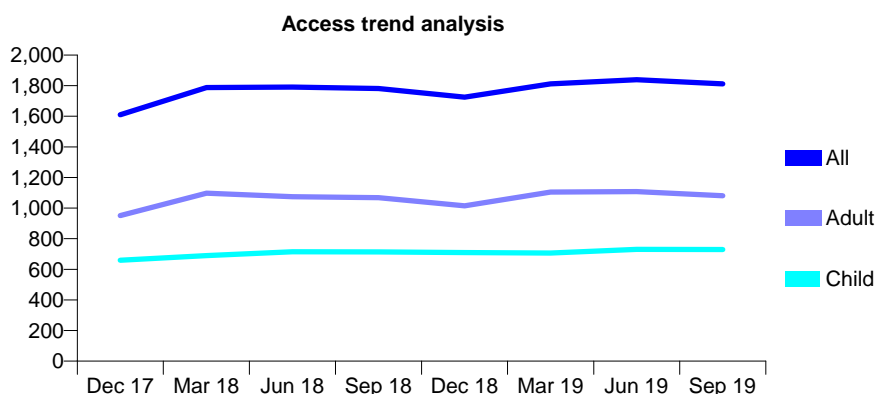
## Q54 - Vital Signs At a Glance Contract Report for 658995/0001 - September 2019

Name or company name	MR SR MEHTA
Contract type name	GDS Contract
Purpose of contract	General
Contract start date	16/08/2011
Contract end date	

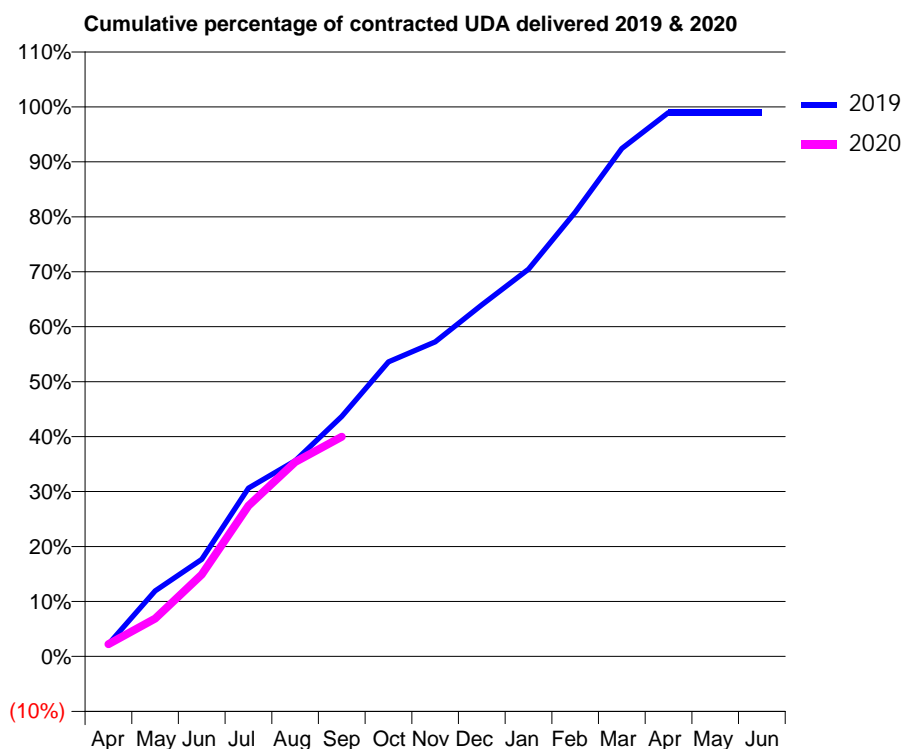
19/20 Contracted general activity (UDA)	5,107
Carry forward general activity (UDA)	52
19/20 Contracted orthodontic activity (UOA)	0
Carry forward orthodontic activity (UOA)	0
Baseline contract value	£109,757.58

### ACCESS\*

Patients seen in 24 months	Total	Change since previous quarter
Quarter ending September 2018	1,782	
Quarter ending December 2018	1,725	↓
Quarter ending March 2019	1,811	↑
Quarter ending June 2019	1,839	→
Quarter ending September 2019	1,811	↓
<b>Variance since September 2018</b>	1.6%	→



### ACTIVITY



Month	2019	2020
April	115	115
May	609	352
June	901	761
July	1,564	1,402
August	1,819	1,806
September	2,231	2,041
October	2,737	
November	2,923	
December	3,267	
January	3,599	
February	4,128	
March	4,720	
April	5,055	
May	5,055	
June	5,055	

### QUALITY

	Quantity	Base Number	Contract	AT	Region	England
% of FP17s for the same patient ID Re-attending within 3 months - Children	19	434	4.4%	9.9%	11.3%	11.5%
% of FP17s for the same patient ID Re-attending within 3 months - Adults	45	421	10.7%	14.4%	14.7%	15.4%
% of FP17s for the same patient ID Re-attending between 3 & 9 months - Children	220	434	50.7%	53.5%	60.8%	59.7%
% of FP17s for the same patient ID Re-attending between 3 & 9 months - Adults	142	421	33.7%	48.5%	52.8%	51.7%
% of FP17s for Band 1 Urgent Courses	41	747	5.5%	8.3%	8.2%	9.2%
% of FP17s Relating to Free Repair or Replacements	0	747	0.0%	0.7%	0.7%	0.7%
% of FP17s Relating to Continuations	5	747	0.7%	0.7%	0.8%	0.8%
% of Patients satisfied with the dentistry they have received	1	1	N/A	92.9%	93.2%	93.5%
% of Patients satisfied with the time they had to wait for an appointment	1	1	N/A	91.6%	88.5%	87.4%

\* This is based on patients treated on this contract for their most recent course of treatment. Figures in italics indicate the base number of FP17s or Patient Questionnaire responses are less than 100. N/A is shown where the base number of responses is less than 10 during the period. % is calculated as Quantity/Base number\*100

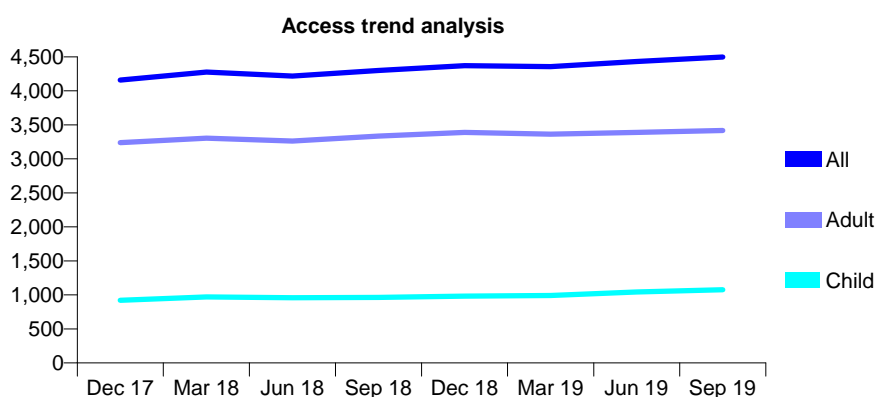
## Q54 - Vital Signs At a Glance Contract Report for 660094/0001 - September 2019

Name or company name	MISS HL PHAM
Contract type name	GDS Contract
Purpose of contract	General
Contract start date	01/04/2006
Contract end date	

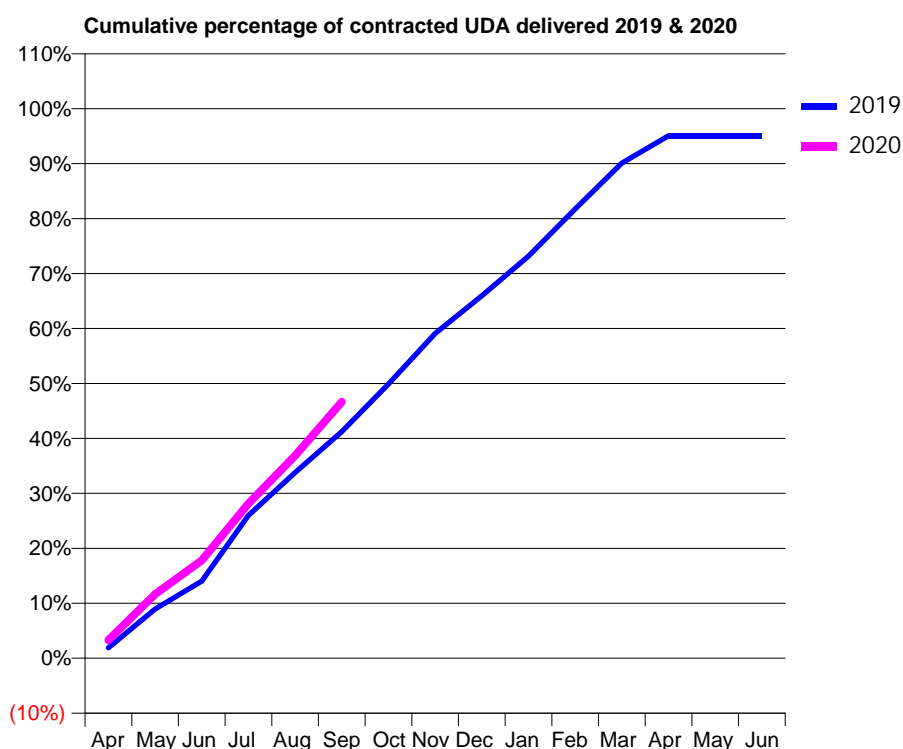
19/20 Contracted general activity (UDA)	16,200
Carry forward general activity (UDA)	0
19/20 Contracted orthodontic activity (UOA)	0
Carry forward orthodontic activity (UOA)	0
Baseline contract value	£403,413.85

### ACCESS\*

Patients seen in 24 months	Total	Change since previous quarter
Quarter ending September 2018	4,299	
Quarter ending December 2018	4,372	→
Quarter ending March 2019	4,356	→
Quarter ending June 2019	4,433	→
Quarter ending September 2019	4,497	→
<b>Variance since September 2018</b>	<b>4.6%</b>	<b>↑</b>



### ACTIVITY



Month	2019	2020
April	310	536
May	1,454	1,887
June	2,271	2,884
July	4,213	4,556
August	5,475	5,974
September	6,678	7,559
October	8,086	
November	9,573	
December	10,683	
January	11,854	
February	13,246	
March	14,595	
April	15,400	
May	15,399	
June	15,399	

### QUALITY

	Quantity	Base Number	Contract	AT	Region	England
% of FP17s for the same patient ID Re-attending within 3 months - Children	43	714	6.0%	9.9%	11.3%	11.5%
% of FP17s for the same patient ID Re-attending within 3 months - Adults	353	2,450	14.4%	14.4%	14.7%	15.4%
% of FP17s for the same patient ID Re-attending between 3 & 9 months - Children	356	714	49.9%	53.5%	60.8%	59.7%
% of FP17s for the same patient ID Re-attending between 3 & 9 months - Adults	1,387	2,450	56.6%	48.5%	52.8%	51.7%
% of FP17s for Band 1 Urgent Courses	187	2,955	6.3%	8.3%	8.2%	9.2%
% of FP17s Relating to Free Repair or Replacements	65	2,955	2.2%	0.7%	0.7%	0.7%
% of FP17s Relating to Continuations	39	2,955	1.3%	0.7%	0.8%	0.8%
% of Patients satisfied with the dentistry they have received	0	0	N/A	92.9%	93.2%	93.5%
% of Patients satisfied with the time they had to wait for an appointment	0	0	N/A	91.6%	88.5%	87.4%

\* This is based on patients treated on this contract for their most recent course of treatment.

Figures in italics indicate the base number of FP17s or Patient Questionnaire responses are less than 100. N/A is shown where the base number of responses is less than 10 during the period. % is calculated as Quantity/Base number\*100

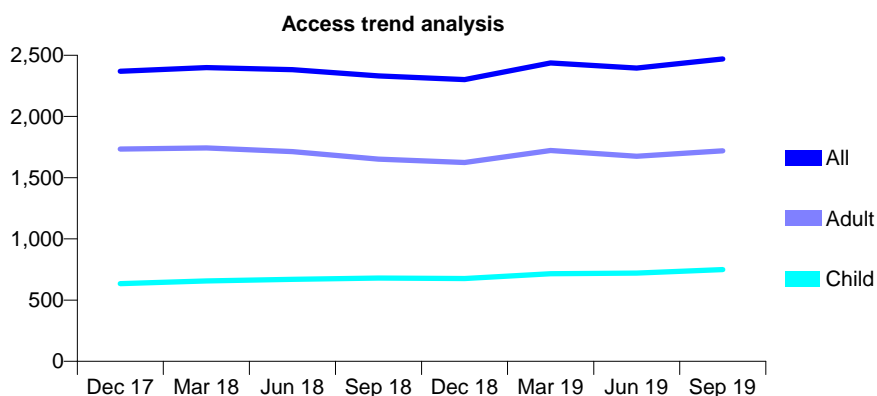
## Q54 - Vital Signs At a Glance Contract Report for 673749/0001 - September 2019

Name or company name	MR R KUMAR
Contract type name	GDS Contract
Purpose of contract	General and Orthodontic
Contract start date	01/04/2006
Contract end date	

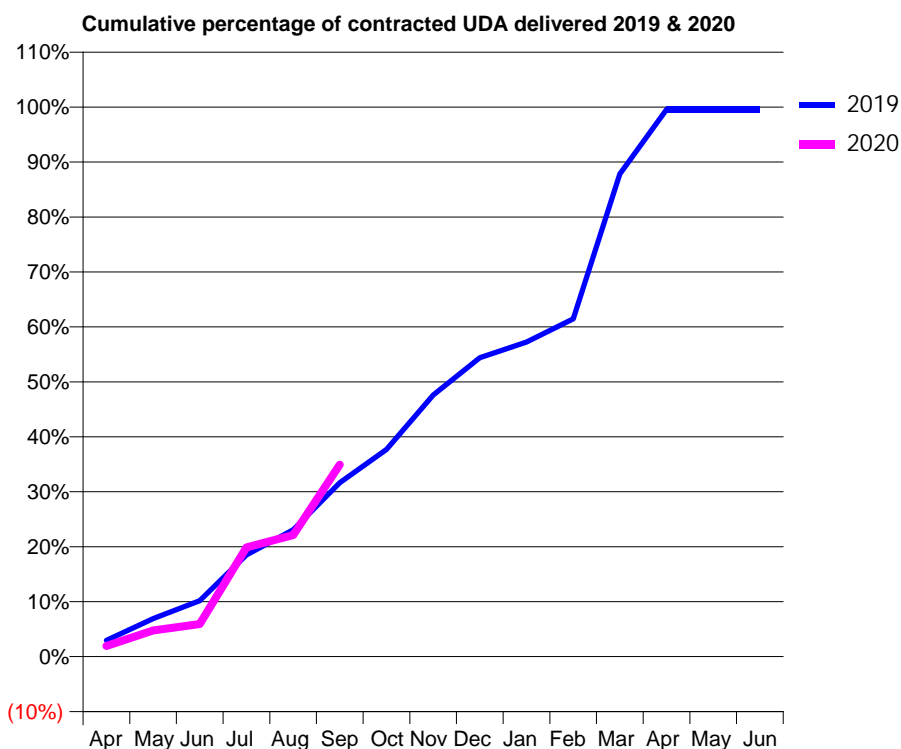
19/20 Contracted general activity (UDA)	9,973
Carry forward general activity (UDA)	45
19/20 Contracted orthodontic activity (UOA)	210
Carry forward orthodontic activity (UOA)	-4
Baseline contract value	£277,525.07

### ACCESS\*

Patients seen in 24 months	Total	Change since previous quarter
Quarter ending September 2018	2,332	
Quarter ending December 2018	2,301	↓
Quarter ending March 2019	2,437	↑
Quarter ending June 2019	2,396	↓
Quarter ending September 2019	2,470	↑
<b>Variance since September 2018</b>	<b>5.9%</b>	<b>↑</b>



### ACTIVITY



Month	Adjusted Scheduled Activity (UDA)	
	2019	2020
April	297	193
May	691	477
June	1,015	591
July	1,846	1,982
August	2,304	2,207
September	3,157	3,484
October	3,761	
November	4,747	
December	5,424	
January	5,708	
February	6,128	
March	8,758	
April	9,928	
May	9,928	
June	9,928	

### QUALITY

	Quantity	Base Number	Contract	AT	Region	England
% of FP17s for the same patient ID Re-attending within 3 months - Children	51	593	8.6%	9.9%	11.3%	11.5%
% of FP17s for the same patient ID Re-attending within 3 months - Adults	69	825	8.4%	14.4%	14.7%	15.4%
% of FP17s for the same patient ID Re-attending between 3 & 9 months - Children	315	593	53.1%	53.5%	60.8%	59.7%
% of FP17s for the same patient ID Re-attending between 3 & 9 months - Adults	397	825	48.1%	48.5%	52.8%	51.7%
% of FP17s for Band 1 Urgent Courses	36	1,218	3.0%	8.3%	8.2%	9.2%
% of FP17s Relating to Free Repair or Replacements	7	1,218	0.6%	0.7%	0.7%	0.7%
% of FP17s Relating to Continuations	7	1,218	0.6%	0.7%	0.8%	0.8%
% of Patients satisfied with the dentistry they have received	1	1	N/A	92.9%	93.2%	93.5%
% of Patients satisfied with the time they had to wait for an appointment	1	1	N/A	91.6%	88.5%	87.4%

\* This is based on patients treated on this contract for their most recent course of treatment. Figures in italics indicate the base number of FP17s or Patient Questionnaire responses are less than 100. N/A is shown where the base number of responses is less than 10 during the period. % is calculated as Quantity/Base number\*100

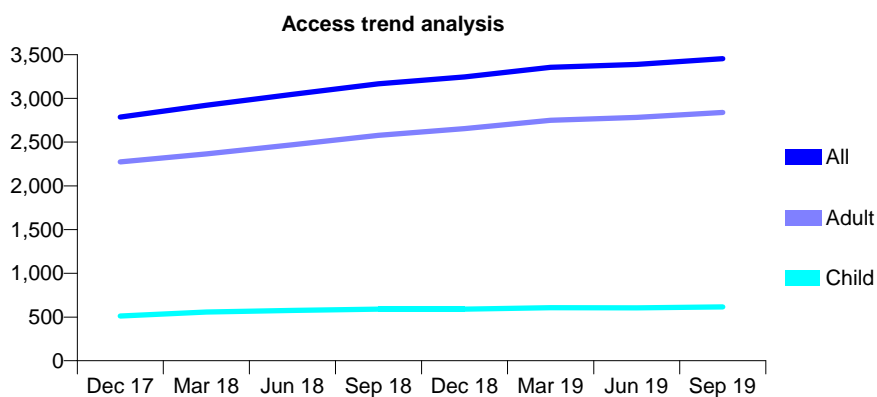
## Q54 - Vital Signs At a Glance Contract Report for 677566/0001 - September 2019

Name or company name	MR N KHALED
Contract type name	GDS Contract
Purpose of contract	General
Contract start date	01/12/2006
Contract end date	

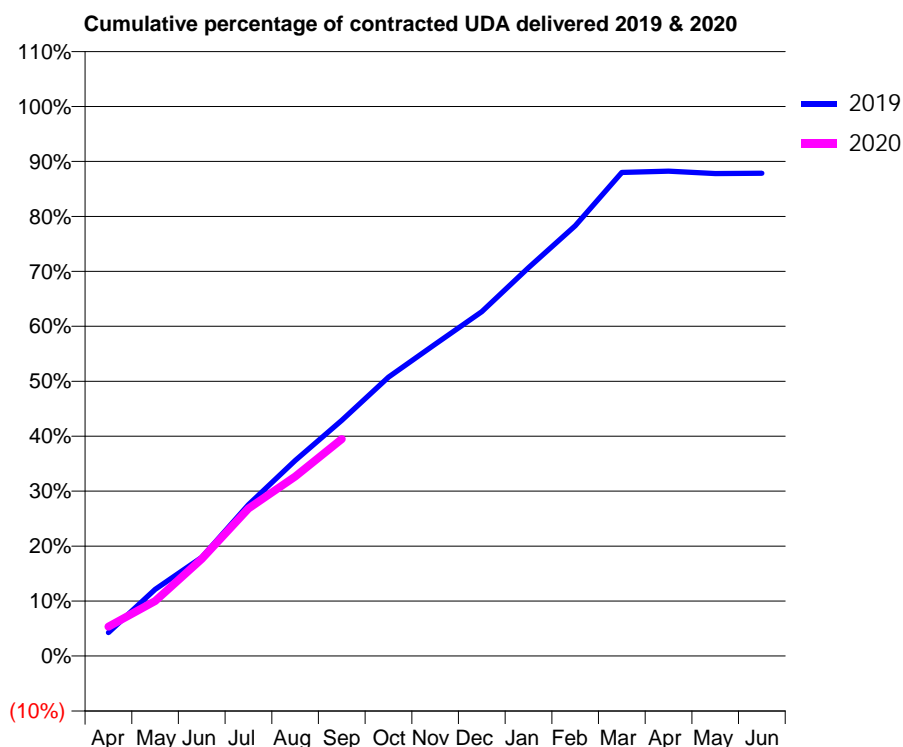
19/20 Contracted general activity (UDA)	15,657
Carry forward general activity (UDA)	0
19/20 Contracted orthodontic activity (UOA)	0
Carry forward orthodontic activity (UOA)	0
Baseline contract value	£404,293.79

### ACCESS\*

Patients seen in 24 months	Total	Change since previous quarter
Quarter ending September 2018	3,167	
Quarter ending December 2018	3,246	↑
Quarter ending March 2019	3,356	↑
Quarter ending June 2019	3,388	→
Quarter ending September 2019	3,454	→
<b>Variance since September 2018</b>	<b>9.1%</b>	<b>↑</b>



### ACTIVITY



Month	Adjusted Scheduled Activity (UDA)	
	2019	2020
April	666	837
May	1,900	1,566
June	2,809	2,766
July	4,311	4,202
August	5,568	5,116
September	6,717	6,181
October	7,947	
November	8,884	
December	9,811	
January	11,063	
February	12,261	
March	13,776	
April	13,814	
May	13,744	
June	13,754	

### QUALITY

	Quantity	Base Number	Contract	AT	Region	England
% of FP17s for the same patient ID Re-attending within 3 months - Children	36	368	9.8%	9.9%	11.3%	11.5%
% of FP17s for the same patient ID Re-attending within 3 months - Adults	303	1,473	20.6%	14.4%	14.7%	15.4%
% of FP17s for the same patient ID Re-attending between 3 & 9 months - Children	186	368	50.5%	53.5%	60.8%	59.7%
% of FP17s for the same patient ID Re-attending between 3 & 9 months - Adults	504	1,473	34.2%	48.5%	52.8%	51.7%
% of FP17s for Band 1 Urgent Courses	31	1,820	1.7%	8.3%	8.2%	9.2%
% of FP17s Relating to Free Repair or Replacements	50	1,820	2.7%	0.7%	0.7%	0.7%
% of FP17s Relating to Continuations	65	1,820	3.6%	0.7%	0.8%	0.8%
% of Patients satisfied with the dentistry they have received	2	2	N/A	92.9%	93.2%	93.5%
% of Patients satisfied with the time they had to wait for an appointment	2	2	N/A	91.6%	88.5%	87.4%

\* This is based on patients treated on this contract for their most recent course of treatment. Figures in italics indicate the base number of FP17s or Patient Questionnaire responses are less than 100. N/A is shown where the base number of responses is less than 10 during the period. % is calculated as Quantity/Base number\*100



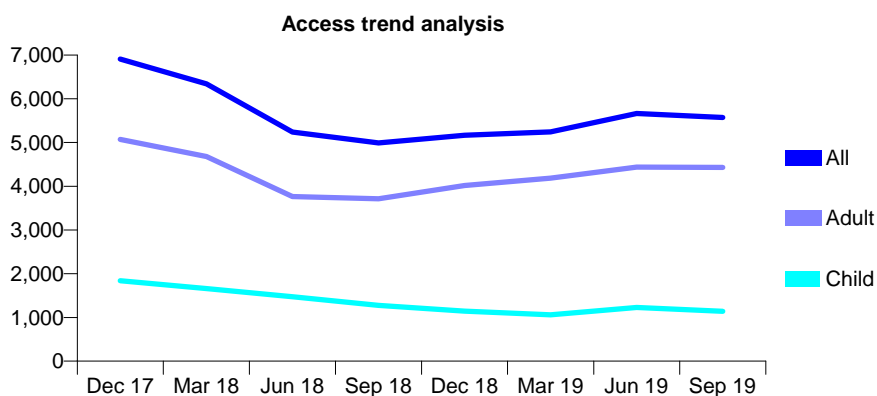
## Q54 - Vital Signs At a Glance Contract Report for 677620/0002 - September 2019

Name or company name	MR MA ILYAS
Contract type name	GDS Contract
Purpose of contract	General
Contract start date	01/04/2006
Contract end date	

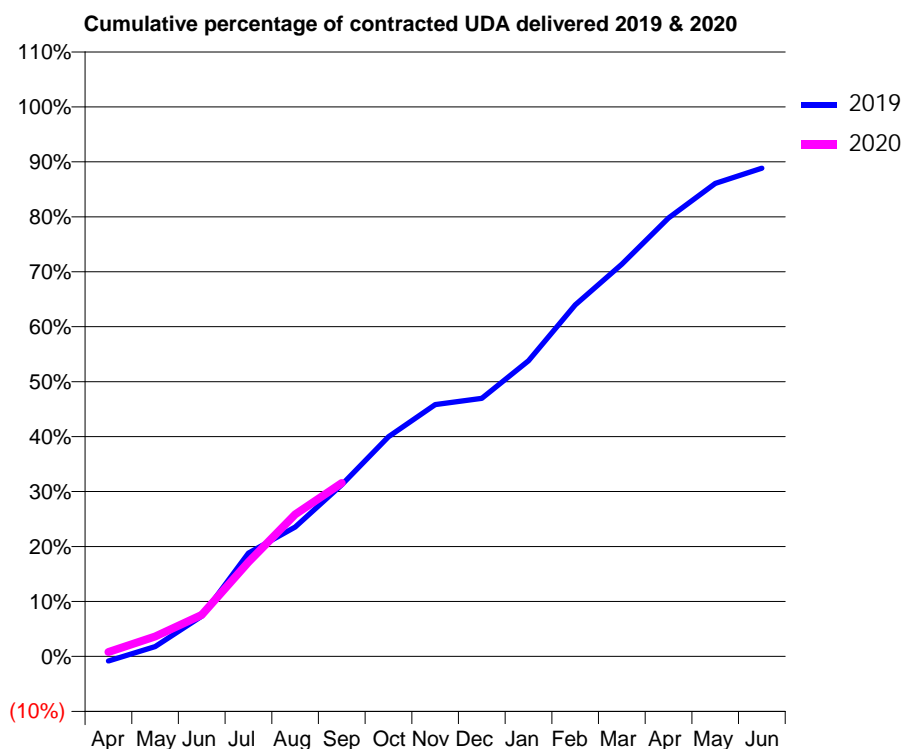
19/20 Contracted general activity (UDA)	14,933
Carry forward general activity (UDA)	0
19/20 Contracted orthodontic activity (UOA)	0
Carry forward orthodontic activity (UOA)	0
Baseline contract value	£347,648.49

### ACCESS\*

Patients seen in 24 months	Total	Change since previous quarter
Quarter ending September 2018	4,990	
Quarter ending December 2018	5,166	↑
Quarter ending March 2019	5,245	→
Quarter ending June 2019	5,662	↑
Quarter ending September 2019	5,571	↓
<b>Variance since September 2018</b>	<b>11.6%</b>	<b>↑</b>



### ACTIVITY



Month	2019	2020
April	-130	123
May	268	542
June	1,093	1,130
July	2,808	2,565
August	3,516	3,861
September	4,667	4,711
October	5,970	
November	6,844	
December	7,014	
January	8,036	
February	9,555	
March	10,654	
April	11,914	
May	12,850	
June	13,264	

### QUALITY

	Quantity	Base Number	Contract	AT	Region	England
% of FP17s for the same patient ID Re-attending within 3 months - Children	37	911	4.1%	9.9%	11.3%	11.5%
% of FP17s for the same patient ID Re-attending within 3 months - Adults	278	3,501	7.9%	14.4%	14.7%	15.4%
% of FP17s for the same patient ID Re-attending between 3 & 9 months - Children	307	911	33.7%	53.5%	60.8%	59.7%
% of FP17s for the same patient ID Re-attending between 3 & 9 months - Adults	1,815	3,501	51.8%	48.5%	52.8%	51.7%
% of FP17s for Band 1 Urgent Courses	105	2,566	4.1%	8.3%	8.2%	9.2%
% of FP17s Relating to Free Repair or Replacements	27	2,566	1.1%	0.7%	0.7%	0.7%
% of FP17s Relating to Continuations	13	2,566	0.5%	0.7%	0.8%	0.8%
% of Patients satisfied with the dentistry they have received	4	4	N/A	92.9%	93.2%	93.5%
% of Patients satisfied with the time they had to wait for an appointment	4	4	N/A	91.6%	88.5%	87.4%

\* This is based on patients treated on this contract for their most recent course of treatment. Figures in italics indicate the base number of FP17s or Patient Questionnaire responses are less than 100. N/A is shown where the base number of responses is less than 10 during the period. % is calculated as Quantity/Base number\*100

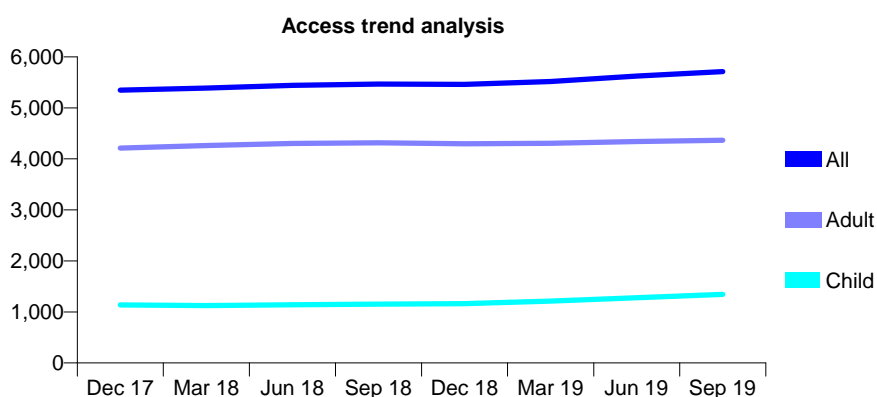
## Q54 - Vital Signs At a Glance Contract Report for 678139/0001 - September 2019

Name or company name	MS WP CHEUNG
Contract type name	GDS Contract
Purpose of contract	General
Contract start date	01/04/2006
Contract end date	

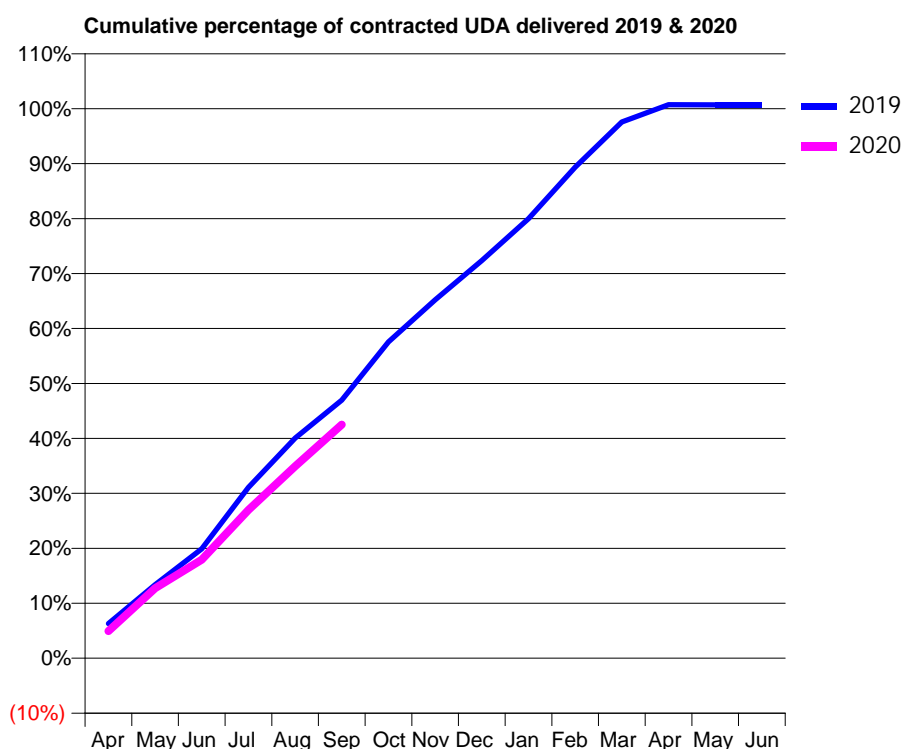
19/20 Contracted general activity (UDA)	16,054
Carry forward general activity (UDA)	-113
19/20 Contracted orthodontic activity (UOA)	0
Carry forward orthodontic activity (UOA)	0
Baseline contract value	£347,261.73

### ACCESS\*

Patients seen in 24 months	Total	Change since previous quarter
Quarter ending September 2018	5,467	
Quarter ending December 2018	5,460	→
Quarter ending March 2019	5,518	→
Quarter ending June 2019	5,622	→
Quarter ending September 2019	5,711	→
<b>Variance since September 2018</b>	<b>4.5%</b>	<b>↑</b>



### ACTIVITY



Month	2019	2020
April	1,014	792
May	2,147	2,047
June	3,196	2,879
July	4,992	4,331
August	6,429	5,607
September	7,542	6,822
October	9,243	
November	10,469	
December	11,616	
January	12,841	
February	14,344	
March	15,664	
April	16,169	
May	16,167	
June	16,167	

### QUALITY

	Quantity	Base Number	Contract	AT	Region	England
% of FP17s for the same patient ID Re-attending within 3 months - Children	63	1,093	5.8%	9.9%	11.3%	11.5%
% of FP17s for the same patient ID Re-attending within 3 months - Adults	425	3,004	14.1%	14.4%	14.7%	15.4%
% of FP17s for the same patient ID Re-attending between 3 & 9 months - Children	605	1,093	55.4%	53.5%	60.8%	59.7%
% of FP17s for the same patient ID Re-attending between 3 & 9 months - Adults	1,773	3,004	59.0%	48.5%	52.8%	51.7%
% of FP17s for Band 1 Urgent Courses	307	3,834	8.0%	8.3%	8.2%	9.2%
% of FP17s Relating to Free Repair or Replacements	20	3,834	0.5%	0.7%	0.7%	0.7%
% of FP17s Relating to Continuations	54	3,834	1.4%	0.7%	0.8%	0.8%
% of Patients satisfied with the dentistry they have received	5	6	N/A	92.9%	93.2%	93.5%
% of Patients satisfied with the time they had to wait for an appointment	4	6	N/A	91.6%	88.5%	87.4%

\* This is based on patients treated on this contract for their most recent course of treatment.

Figures in italics indicate the base number of FP17s or Patient Questionnaire responses are less than 100. N/A is shown where the base number of responses is less than 10 during the period. % is calculated as Quantity/Base number\*100

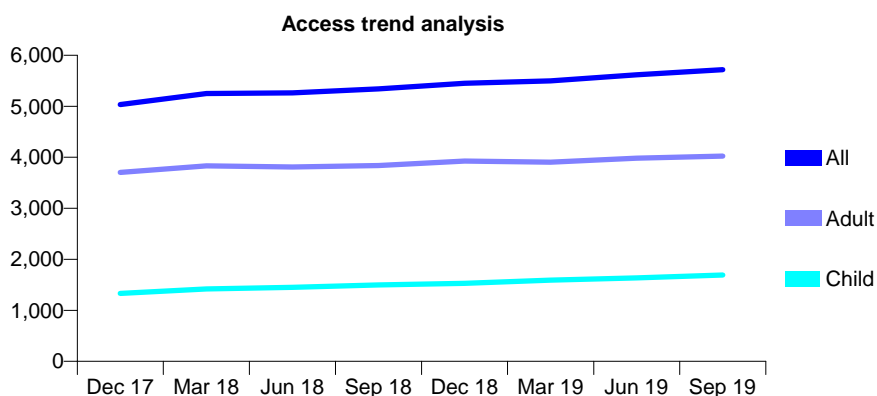
## Q54 - Vital Signs At a Glance Contract Report for 678325/0001 - September 2019

Name or company name	Acorn Implant and Dental Practice Ltd
Contract type name	GDS Contract
Purpose of contract	General
Contract start date	01/04/2006
Contract end date	

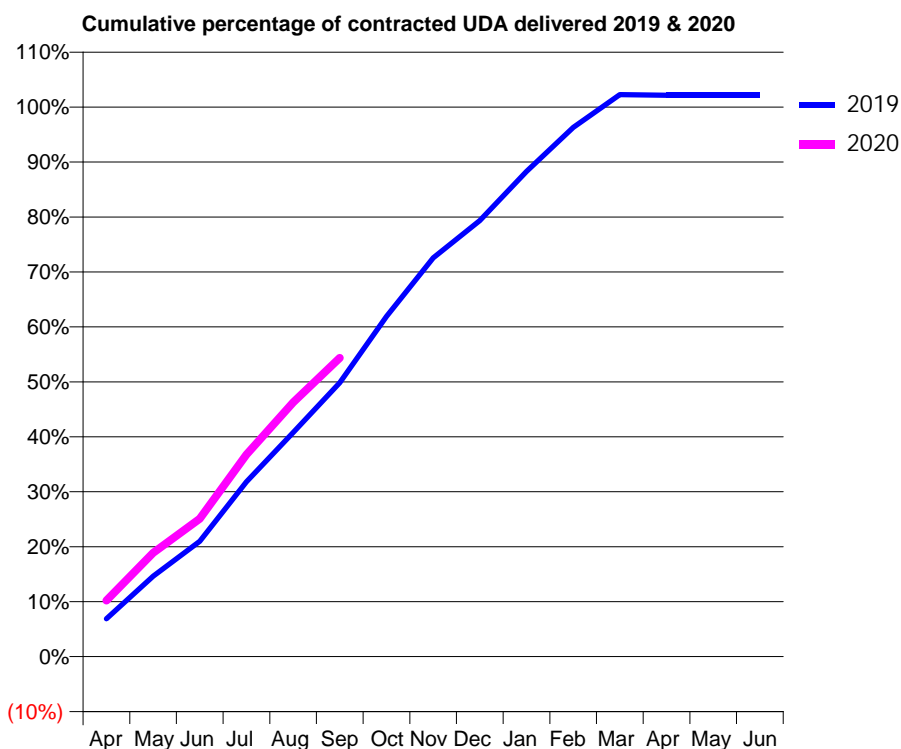
19/20 Contracted general activity (UDA)	9,855
Carry forward general activity (UDA)	-197
19/20 Contracted orthodontic activity (UOA)	0
Carry forward orthodontic activity (UOA)	0
Baseline contract value	£280,695.19

### ACCESS\*

Patients seen in 24 months	Total	Change since previous quarter
Quarter ending September 2018	5,339	
Quarter ending December 2018	5,453	↑
Quarter ending March 2019	5,499	→
Quarter ending June 2019	5,617	↑
Quarter ending September 2019	5,718	→
<b>Variance since September 2018</b>	<b>7.1%</b>	<b>↑</b>



### ACTIVITY



Month	Adjusted Scheduled Activity (UDA)	
	2019	2020
April	677	1,005
May	1,443	1,862
June	2,069	2,474
July	3,136	3,623
August	4,019	4,560
September	4,911	5,356
October	6,099	
November	7,152	
December	7,819	
January	8,701	
February	9,491	
March	10,076	
April	10,067	
May	10,067	
June	10,067	

### QUALITY

	Quantity	Base Number	Contract	AT	Region	England
% of FP17s for the same patient ID Re-attending within 3 months - Children	97	1,217	8.0%	9.9%	11.3%	11.5%
% of FP17s for the same patient ID Re-attending within 3 months - Adults	265	2,121	12.5%	14.4%	14.7%	15.4%
% of FP17s for the same patient ID Re-attending between 3 & 9 months - Children	608	1,217	50.0%	53.5%	60.8%	59.7%
% of FP17s for the same patient ID Re-attending between 3 & 9 months - Adults	813	2,121	38.3%	48.5%	52.8%	51.7%
% of FP17s for Band 1 Urgent Courses	167	2,811	5.9%	8.3%	8.2%	9.2%
% of FP17s Relating to Free Repair or Replacements	21	2,811	0.7%	0.7%	0.7%	0.7%
% of FP17s Relating to Continuations	13	2,811	0.5%	0.7%	0.8%	0.8%
% of Patients satisfied with the dentistry they have received	2	2	N/A	92.9%	93.2%	93.5%
% of Patients satisfied with the time they had to wait for an appointment	2	2	N/A	91.6%	88.5%	87.4%

\* This is based on patients treated on this contract for their most recent course of treatment. Figures in italics indicate the base number of FP17s or Patient Questionnaire responses are less than 100. N/A is shown where the base number of responses is less than 10 during the period. % is calculated as Quantity/Base number\*100

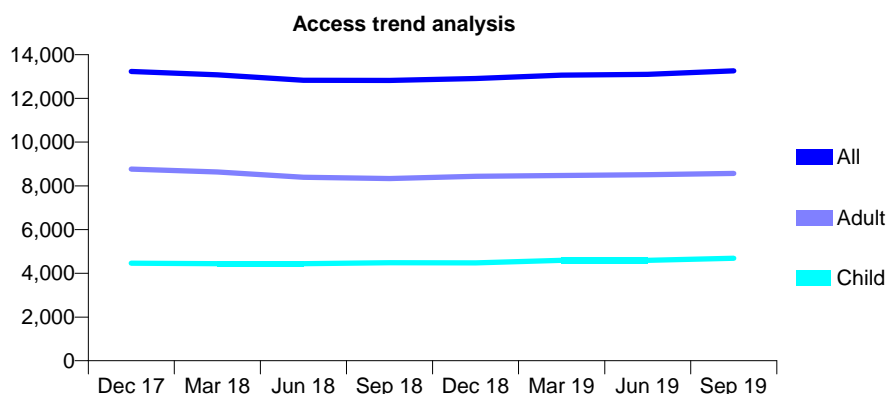
## Q54 - Vital Signs At a Glance Contract Report for 682004/0001 - September 2019

Name or company name	Birchfield Dental Practice
Contract type name	GDS Contract
Purpose of contract	General
Contract start date	01/04/2006
Contract end date	

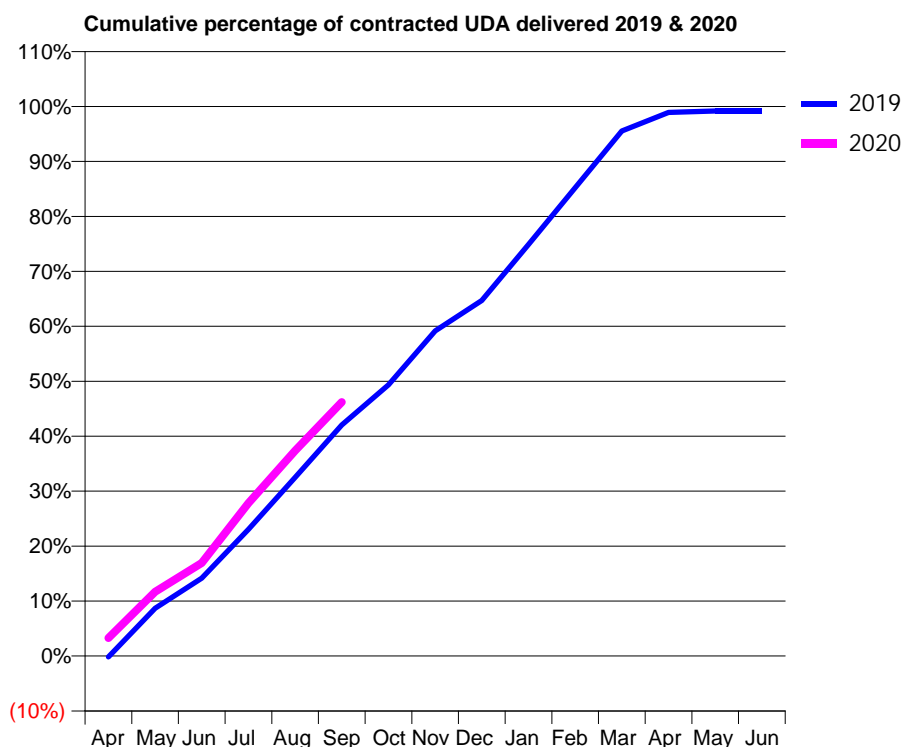
19/20 Contracted general activity (UDA)	45,372
Carry forward general activity (UDA)	382
19/20 Contracted orthodontic activity (UOA)	0
Carry forward orthodontic activity (UOA)	0
Baseline contract value	£1,278,722.14

### ACCESS\*

Patients seen in 24 months	Total	Change since previous quarter
Quarter ending September 2018	12,819	
Quarter ending December 2018	12,910	→
Quarter ending March 2019	13,066	→
Quarter ending June 2019	13,102	→
Quarter ending September 2019	13,258	→
<b>Variance since September 2018</b>	<b>3.4%</b>	<b>↑</b>



### ACTIVITY



Month	Adjusted Scheduled Activity (UDA)	
	2019	2020
April	-78	1,491
May	3,947	5,314
June	6,437	7,679
July	10,468	12,627
August	14,746	16,962
September	19,074	20,967
October	22,385	
November	26,847	
December	29,350	
January	33,981	
February	38,671	
March	43,337	
April	44,884	
May	44,989	
June	44,990	

### QUALITY

	Quantity	Base Number	Contract	AT	Region	England
% of FP17s for the same patient ID Re-attending within 3 months - Children	153	2,823	5.4%	9.9%	11.3%	11.5%
% of FP17s for the same patient ID Re-attending within 3 months - Adults	579	4,433	13.1%	14.4%	14.7%	15.4%
% of FP17s for the same patient ID Re-attending between 3 & 9 months - Children	1,224	2,823	43.4%	53.5%	60.8%	59.7%
% of FP17s for the same patient ID Re-attending between 3 & 9 months - Adults	1,592	4,433	35.9%	48.5%	52.8%	51.7%
% of FP17s for Band 1 Urgent Courses	673	6,717	10.0%	8.3%	8.2%	9.2%
% of FP17s Relating to Free Repair or Replacements	40	6,717	0.6%	0.7%	0.7%	0.7%
% of FP17s Relating to Continuations	27	6,717	0.4%	0.7%	0.8%	0.8%
% of Patients satisfied with the dentistry they have received	1	1	N/A	92.9%	93.2%	93.5%
% of Patients satisfied with the time they had to wait for an appointment	1	1	N/A	91.6%	88.5%	87.4%

\* This is based on patients treated on this contract for their most recent course of treatment. Figures in italics indicate the base number of FP17s or Patient Questionnaire responses are less than 100. N/A is shown where the base number of responses is less than 10 during the period. % is calculated as Quantity/Base number\*100

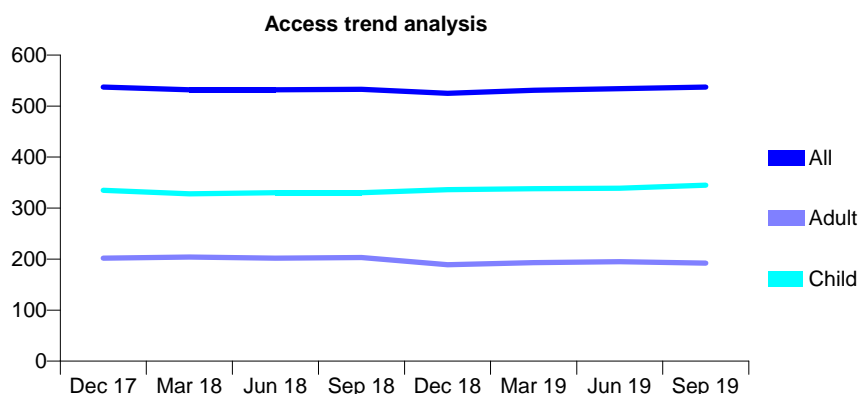
## Q54 - Vital Signs At a Glance Contract Report for 682381/0001 - September 2019

Name or company name	MR TF FRASER
Contract type name	GDS Contract
Purpose of contract	General
Contract start date	01/04/2006
Contract end date	

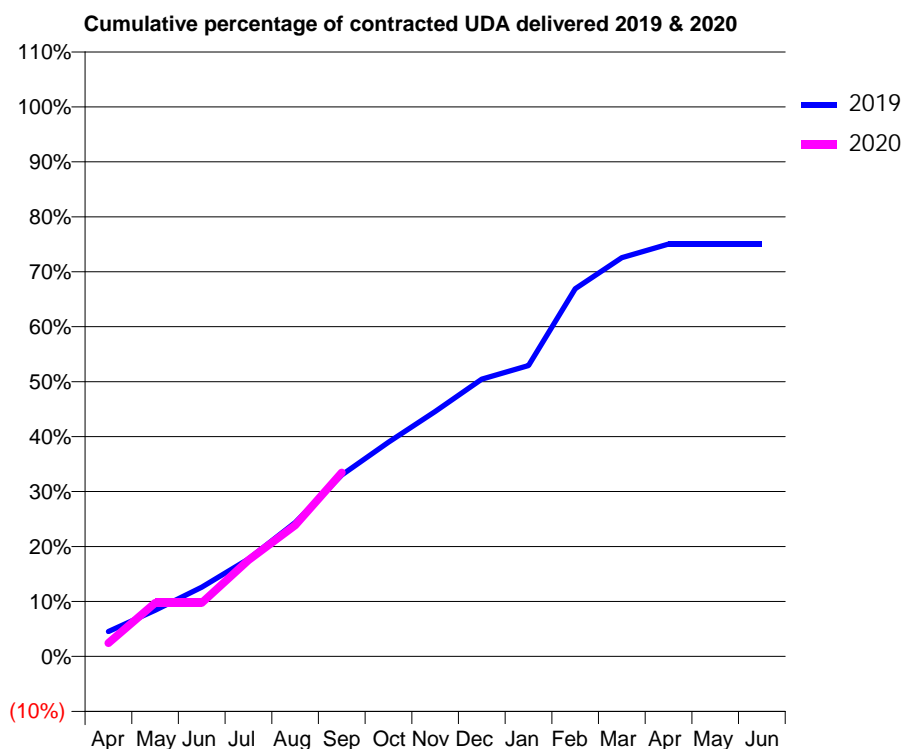
19/20 Contracted general activity (UDA)	1,600
Carry forward general activity (UDA)	0
19/20 Contracted orthodontic activity (UOA)	0
Carry forward orthodontic activity (UOA)	0
Baseline contract value	£42,088.89

### ACCESS\*

Patients seen in 24 months	Total	Change since previous quarter
Quarter ending September 2018	533	
Quarter ending December 2018	525	↓
Quarter ending March 2019	531	→
Quarter ending June 2019	534	→
Quarter ending September 2019	537	→
<b>Variance since September 2018</b>	<b>0.8%</b>	<b>→</b>



### ACTIVITY



Month	2019	2020
April	72	39
May	135	156
June	202	156
July	284	280
August	390	382
September	528	535
October	624	
November	713	
December	808	
January	847	
February	1,071	
March	1,161	
April	1,200	
May	1,200	
June	1,200	

### QUALITY

	Quantity	Base Number	Contract	AT	Region	England
% of FP17s for the same patient ID Re-attending within 3 months - Children	14	256	5.5%	9.9%	11.3%	11.5%
% of FP17s for the same patient ID Re-attending within 3 months - Adults	19	123	15.4%	14.4%	14.7%	15.4%
% of FP17s for the same patient ID Re-attending between 3 & 9 months - Children	156	256	60.9%	53.5%	60.8%	59.7%
% of FP17s for the same patient ID Re-attending between 3 & 9 months - Adults	72	123	58.5%	48.5%	52.8%	51.7%
% of FP17s for Band 1 Urgent Courses	22	356	6.2%	8.3%	8.2%	9.2%
% of FP17s Relating to Free Repair or Replacements	0	356	0.0%	0.7%	0.7%	0.7%
% of FP17s Relating to Continuations	5	356	1.4%	0.7%	0.8%	0.8%
% of Patients satisfied with the dentistry they have received	0	0	N/A	92.9%	93.2%	93.5%
% of Patients satisfied with the time they had to wait for an appointment	0	0	N/A	91.6%	88.5%	87.4%

\* This is based on patients treated on this contract for their most recent course of treatment. Figures in italics indicate the base number of FP17s or Patient Questionnaire responses are less than 100. N/A is shown where the base number of responses is less than 10 during the period. % is calculated as Quantity/Base number\*100

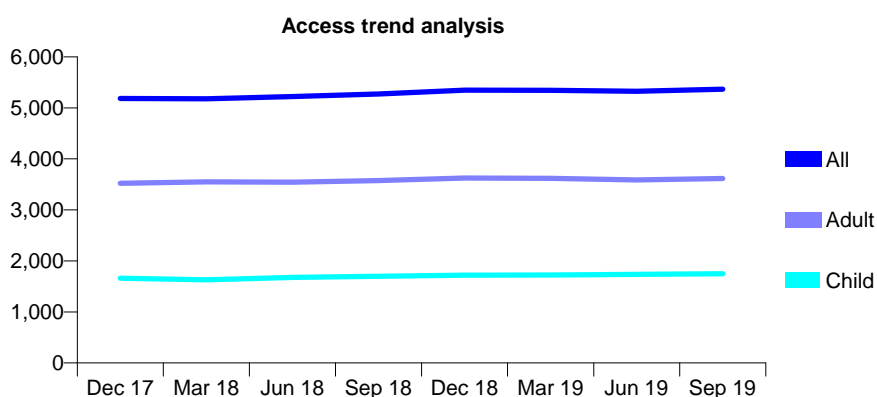
## Q54 - Vital Signs At a Glance Contract Report for 686867/0001 - September 2019

Name or company name	City Dental Practice
Contract type name	GDS Contract
Purpose of contract	General
Contract start date	01/04/2006
Contract end date	

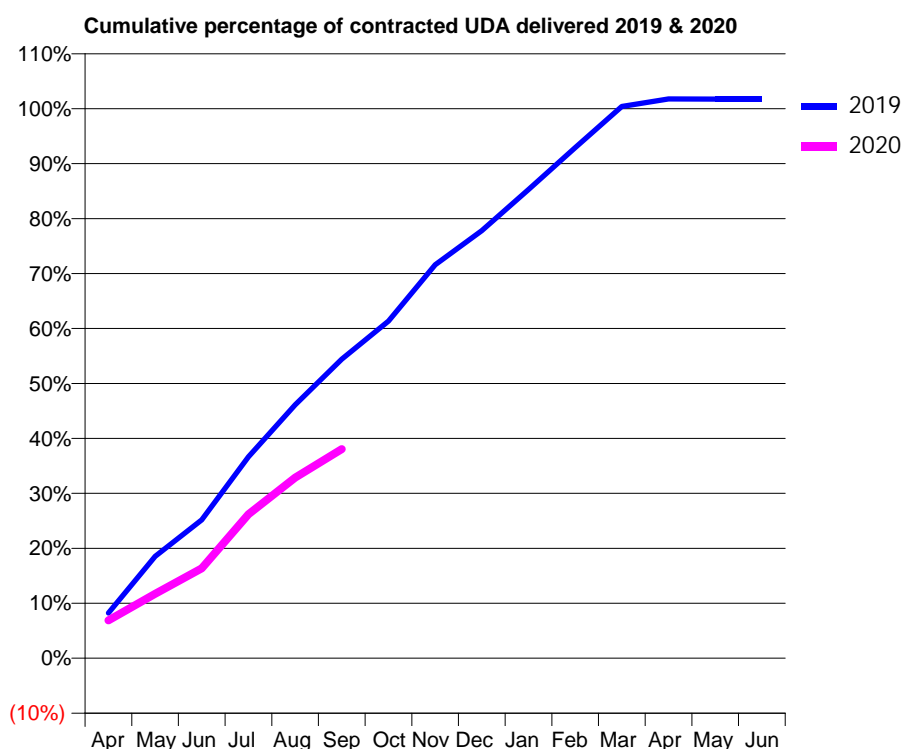
19/20 Contracted general activity (UDA)	18,296
Carry forward general activity (UDA)	-318
19/20 Contracted orthodontic activity (UOA)	0
Carry forward orthodontic activity (UOA)	0
Baseline contract value	£539,368.48

### ACCESS\*

Patients seen in 24 months	Total	Change since previous quarter
Quarter ending September 2018	5,271	
Quarter ending December 2018	5,347	→
Quarter ending March 2019	5,344	→
Quarter ending June 2019	5,324	→
Quarter ending September 2019	5,366	→
<b>Variance since September 2018</b>	<b>1.8%</b>	<b>→</b>



### ACTIVITY



Month	2019	2020
April	1,509	1,263
May	3,390	2,148
June	4,606	2,991
July	6,708	4,792
August	8,440	6,013
September	9,957	6,963
October	11,225	
November	13,100	
December	14,230	
January	15,603	
February	16,998	
March	18,372	
April	18,617	
May	18,614	
June	18,614	

### QUALITY

	Quantity	Base Number	Contract	AT	Region	England
% of FP17s for the same patient ID Re-attending within 3 months - Children	54	1,179	4.6%	9.9%	11.3%	11.5%
% of FP17s for the same patient ID Re-attending within 3 months - Adults	190	2,014	9.4%	14.4%	14.7%	15.4%
% of FP17s for the same patient ID Re-attending between 3 & 9 months - Children	725	1,179	61.5%	53.5%	60.8%	59.7%
% of FP17s for the same patient ID Re-attending between 3 & 9 months - Adults	1,131	2,014	56.2%	48.5%	52.8%	51.7%
% of FP17s for Band 1 Urgent Courses	158	3,083	5.1%	8.3%	8.2%	9.2%
% of FP17s Relating to Free Repair or Replacements	26	3,083	0.8%	0.7%	0.7%	0.7%
% of FP17s Relating to Continuations	5	3,083	0.2%	0.7%	0.8%	0.8%
% of Patients satisfied with the dentistry they have received	0	0	N/A	92.9%	93.2%	93.5%
% of Patients satisfied with the time they had to wait for an appointment	0	0	N/A	91.6%	88.5%	87.4%

\* This is based on patients treated on this contract for their most recent course of treatment.

Figures in italics indicate the base number of FP17s or Patient Questionnaire responses are less than 100. N/A is shown where the base number of responses is less than 10 during the period. % is calculated as Quantity/Base number\*100

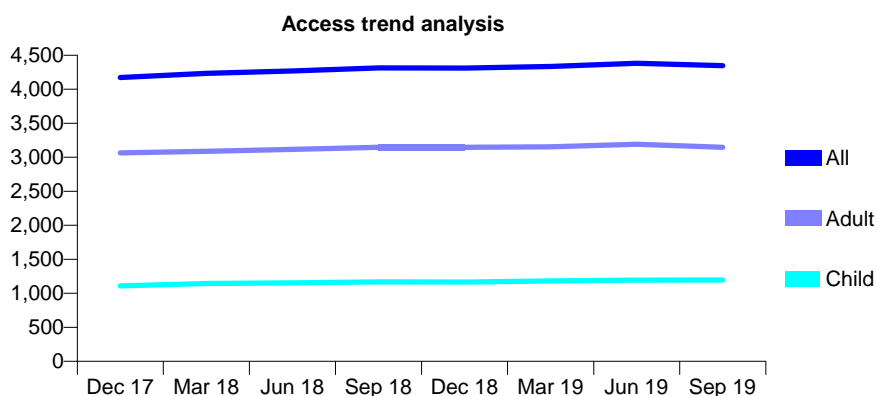
## Q54 - Vital Signs At a Glance Contract Report for 686883/0001 - September 2019

Name or company name	MR HS GILL
Contract type name	GDS Contract
Purpose of contract	General
Contract start date	01/04/2006
Contract end date	

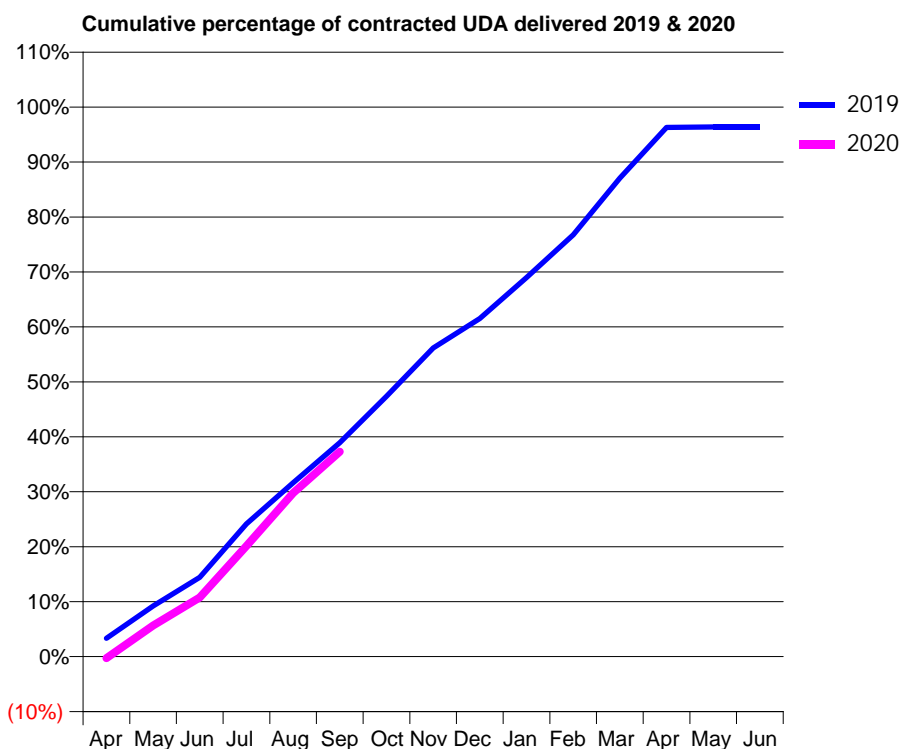
19/20 Contracted general activity (UDA)	11,380
Carry forward general activity (UDA)	413
19/20 Contracted orthodontic activity (UOA)	0
Carry forward orthodontic activity (UOA)	0
Baseline contract value	£254,984.28

### ACCESS\*

Patients seen in 24 months	Total	Change since previous quarter
Quarter ending September 2018	4,315	
Quarter ending December 2018	4,313	→
Quarter ending March 2019	4,334	→
Quarter ending June 2019	4,384	→
Quarter ending September 2019	4,346	→
<b>Variance since September 2018</b>	<b>0.7%</b>	<b>→</b>



### ACTIVITY



Month	Adjusted Scheduled Activity (UDA)	
	2019	2020
April	380	-34
May	1,052	645
June	1,641	1,224
July	2,750	2,294
August	3,602	3,390
September	4,431	4,244
October	5,392	
November	6,391	
December	7,001	
January	7,850	
February	8,734	
March	9,906	
April	10,959	
May	10,967	
June	10,967	

### QUALITY

	Quantity	Base Number	Contract	AT	Region	England
% of FP17s for the same patient ID Re-attending within 3 months - Children	93	923	10.1%	9.9%	11.3%	11.5%
% of FP17s for the same patient ID Re-attending within 3 months - Adults	316	2,202	14.4%	14.4%	14.7%	15.4%
% of FP17s for the same patient ID Re-attending between 3 & 9 months - Children	564	923	61.1%	53.5%	60.8%	59.7%
% of FP17s for the same patient ID Re-attending between 3 & 9 months - Adults	1,281	2,202	58.2%	48.5%	52.8%	51.7%
% of FP17s for Band 1 Urgent Courses	113	2,356	4.8%	8.3%	8.2%	9.2%
% of FP17s Relating to Free Repair or Replacements	24	2,356	1.0%	0.7%	0.7%	0.7%
% of FP17s Relating to Continuations	8	2,356	0.3%	0.7%	0.8%	0.8%
% of Patients satisfied with the dentistry they have received	1	1	N/A	92.9%	93.2%	93.5%
% of Patients satisfied with the time they had to wait for an appointment	0	1	N/A	91.6%	88.5%	87.4%

\* This is based on patients treated on this contract for their most recent course of treatment. Figures in italics indicate the base number of FP17s or Patient Questionnaire responses are less than 100. N/A is shown where the base number of responses is less than 10 during the period. % is calculated as Quantity/Base number\*100

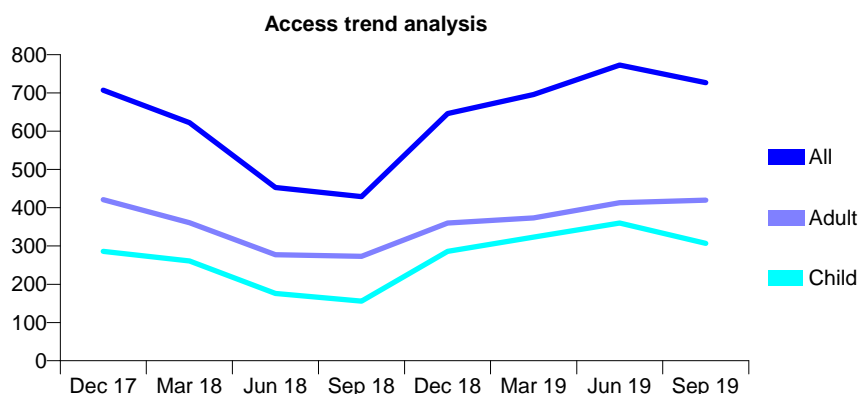
## Q54 - Vital Signs At a Glance Contract Report for 688347/0002 - September 2019

Name or company name	MR K HANJI
Contract type name	PDS Contract
Purpose of contract	General
Contract start date	08/03/2012
Contract end date	07/03/2022

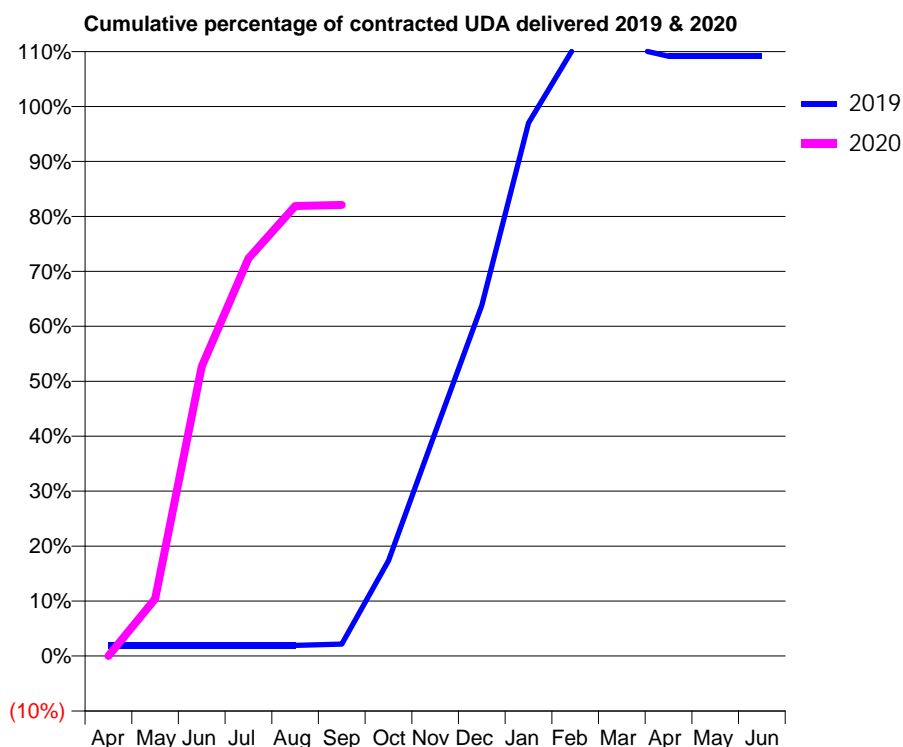
19/20 Contracted general activity (UDA)	1,440
Carry forward general activity (UDA)	0
19/20 Contracted orthodontic activity (UOA)	0
Carry forward orthodontic activity (UOA)	0
Baseline contract value	£73,410.69

### ACCESS\*

Patients seen in 24 months	Total	Change since previous quarter
Quarter ending September 2018	429	
Quarter ending December 2018	646	↑
Quarter ending March 2019	696	↑
Quarter ending June 2019	773	↑
Quarter ending September 2019	727	↓
<b>Variance since September 2018</b>	<b>69.5%</b>	<b>↑</b>



### ACTIVITY



Month	Adjusted Scheduled Activity (UDA)	
	2019	2020
April	28	0
May	28	150
June	28	759
July	28	1,042
August	28	1,179
September	31	1,182
October	250	
November	586	
December	919	
January	1,396	
February	1,600	
March	1,600	
April	1,572	
May	1,572	
June	1,572	

### QUALITY

	Quantity	Base Number	Contract	AT	Region	England
% of FP17s for the same patient ID Re-attending within 3 months - Children	4	173	2.3%	9.9%	11.3%	11.5%
% of FP17s for the same patient ID Re-attending within 3 months - Adults	13	234	5.6%	14.4%	14.7%	15.4%
% of FP17s for the same patient ID Re-attending between 3 & 9 months - Children	18	173	10.4%	53.5%	60.8%	59.7%
% of FP17s for the same patient ID Re-attending between 3 & 9 months - Adults	21	234	9.0%	48.5%	52.8%	51.7%
% of FP17s for Band 1 Urgent Courses	30	410	7.3%	8.3%	8.2%	9.2%
% of FP17s Relating to Free Repair or Replacements	0	410	0.0%	0.7%	0.7%	0.7%
% of FP17s Relating to Continuations	0	410	0.0%	0.7%	0.8%	0.8%
% of Patients satisfied with the dentistry they have received	0	0	N/A	92.9%	93.2%	93.5%
% of Patients satisfied with the time they had to wait for an appointment	0	0	N/A	91.6%	88.5%	87.4%

\* This is based on patients treated on this contract for their most recent course of treatment. Figures in italics indicate the base number of FP17s or Patient Questionnaire responses are less than 100. N/A is shown where the base number of responses is less than 10 during the period. % is calculated as Quantity/Base number\*100



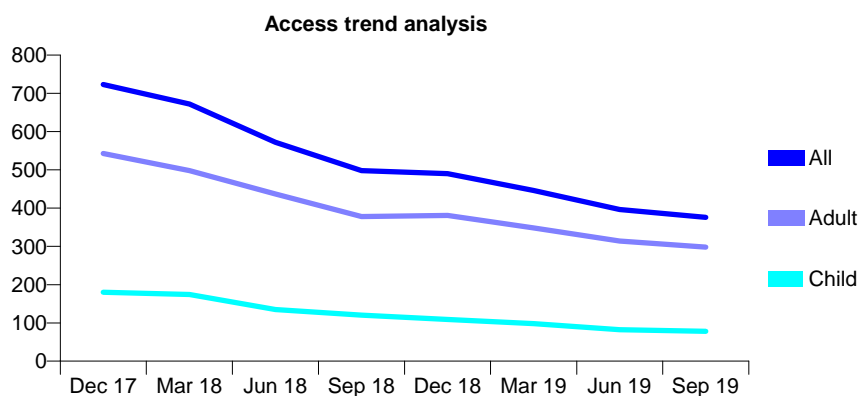
## Q54 - Vital Signs At a Glance Contract Report for 688347/0003 - September 2019

Name or company name	MR K HANJI
Contract type name	GDS Contract
Purpose of contract	General
Contract start date	08/03/2012
Contract end date	

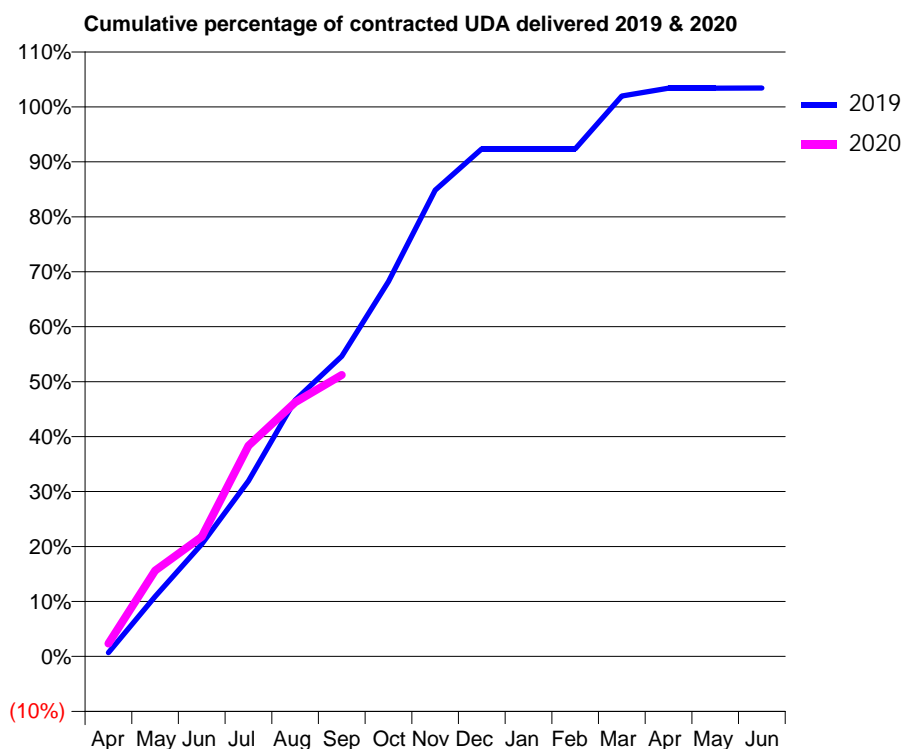
19/20 Contracted general activity (UDA)	1,758
Carry forward general activity (UDA)	-35
19/20 Contracted orthodontic activity (UOA)	0
Carry forward orthodontic activity (UOA)	0
Baseline contract value	£47,098.17

### ACCESS\*

Patients seen in 24 months	Total	Change since previous quarter
Quarter ending September 2018	498	
Quarter ending December 2018	490	↓
Quarter ending March 2019	446	↓
Quarter ending June 2019	396	↓
Quarter ending September 2019	376	↓
<b>Variance since September 2018</b>	<b>(24.5%)</b>	<b>↓</b>



### ACTIVITY



Month	2019	2020
April	12	41
May	192	275
June	359	383
July	561	674
August	820	813
September	960	900
October	1,199	
November	1,492	
December	1,624	
January	1,624	
February	1,624	
March	1,793	
April	1,818	
May	1,818	
June	1,819	

### QUALITY

	Quantity	Base Number	Contract	AT	Region	England
% of FP17s for the same patient ID Re-attending within 3 months - Children	11	69	15.9%	9.9%	11.3%	11.5%
% of FP17s for the same patient ID Re-attending within 3 months - Adults	8	158	5.1%	14.4%	14.7%	15.4%
% of FP17s for the same patient ID Re-attending between 3 & 9 months - Children	3	69	4.3%	53.5%	60.8%	59.7%
% of FP17s for the same patient ID Re-attending between 3 & 9 months - Adults	2	158	1.3%	48.5%	52.8%	51.7%
% of FP17s for Band 1 Urgent Courses	2	223	0.9%	8.3%	8.2%	9.2%
% of FP17s Relating to Free Repair or Replacements	0	223	0.0%	0.7%	0.7%	0.7%
% of FP17s Relating to Continuations	0	223	0.0%	0.7%	0.8%	0.8%
% of Patients satisfied with the dentistry they have received	0	0	N/A	92.9%	93.2%	93.5%
% of Patients satisfied with the time they had to wait for an appointment	0	0	N/A	91.6%	88.5%	87.4%

\* This is based on patients treated on this contract for their most recent course of treatment. Figures in italics indicate the base number of FP17s or Patient Questionnaire responses are less than 100. N/A is shown where the base number of responses is less than 10 during the period. % is calculated as Quantity/Base number\*100

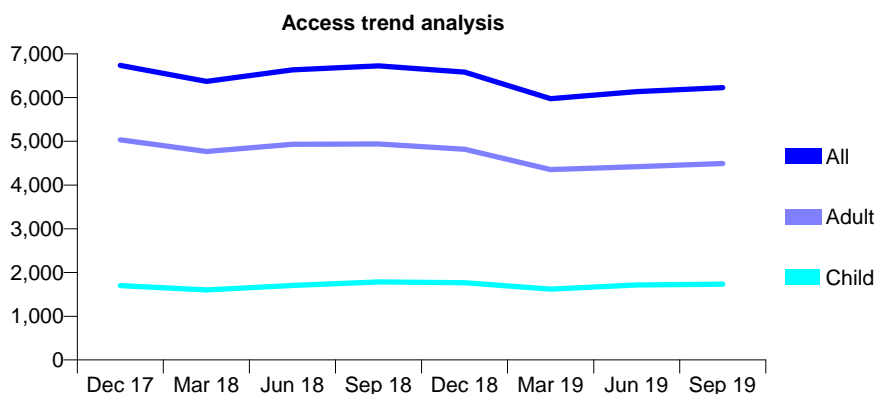
## Q54 - Vital Signs At a Glance Contract Report for 688347/0004 - September 2019

Name or company name	MR K HANJI
Contract type name	GDS Contract
Purpose of contract	General
Contract start date	01/05/2012
Contract end date	

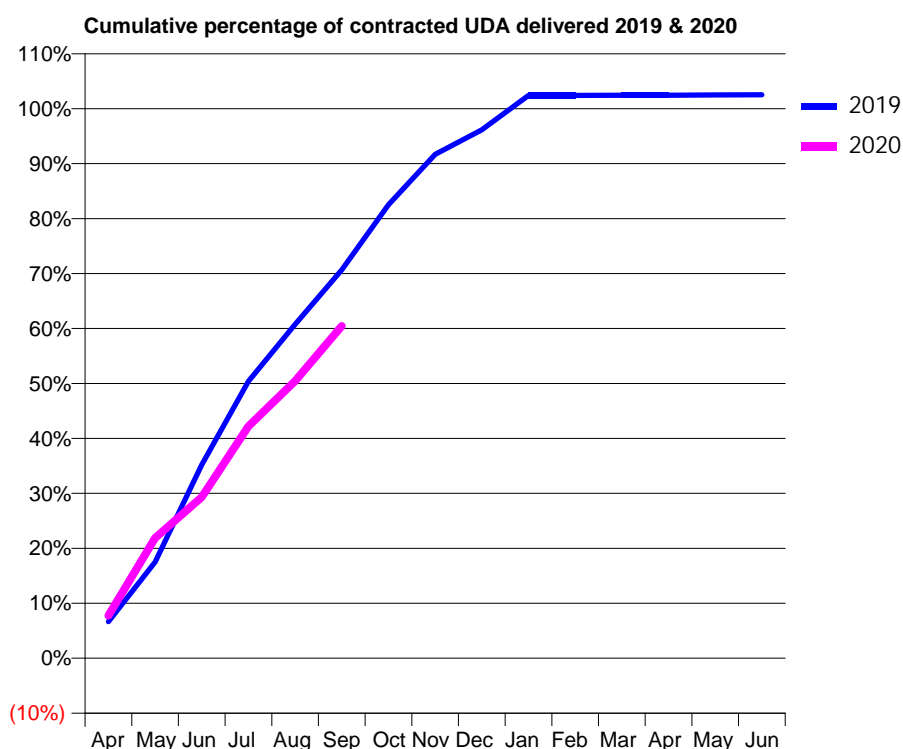
19/20 Contracted general activity (UDA)	20,608
Carry forward general activity (UDA)	-412
19/20 Contracted orthodontic activity (UOA)	0
Carry forward orthodontic activity (UOA)	0
Baseline contract value	£557,147.30

### ACCESS\*

Patients seen in 24 months	Total	Change since previous quarter
Quarter ending September 2018	6,725	
Quarter ending December 2018	6,583	↓
Quarter ending March 2019	5,975	↓
Quarter ending June 2019	6,135	↑
Quarter ending September 2019	6,226	→
<b>Variance since September 2018</b>	<b>(7.4%)</b>	<b>↓</b>



### ACTIVITY



Month	2019	2020
April	1,373	1,602
May	3,608	4,510
June	7,254	6,042
July	10,383	8,699
August	12,526	10,398
September	14,564	12,453
October	17,006	
November	18,897	
December	19,817	
January	21,099	
February	21,099	
March	21,109	
April	21,112	
May	21,121	
June	21,126	

### QUALITY

	Quantity	Base Number	Contract	AT	Region	England
% of FP17s for the same patient ID Re-attending within 3 months - Children	74	1,008	7.3%	9.9%	11.3%	11.5%
% of FP17s for the same patient ID Re-attending within 3 months - Adults	186	2,347	7.9%	14.4%	14.7%	15.4%
% of FP17s for the same patient ID Re-attending between 3 & 9 months - Children	213	1,008	21.1%	53.5%	60.8%	59.7%
% of FP17s for the same patient ID Re-attending between 3 & 9 months - Adults	423	2,347	18.0%	48.5%	52.8%	51.7%
% of FP17s for Band 1 Urgent Courses	116	3,345	3.5%	8.3%	8.2%	9.2%
% of FP17s Relating to Free Repair or Replacements	4	3,345	0.1%	0.7%	0.7%	0.7%
% of FP17s Relating to Continuations	6	3,345	0.2%	0.7%	0.8%	0.8%
% of Patients satisfied with the dentistry they have received	0	0	N/A	92.9%	93.2%	93.5%
% of Patients satisfied with the time they had to wait for an appointment	0	0	N/A	91.6%	88.5%	87.4%

\* This is based on patients treated on this contract for their most recent course of treatment.

Figures in italics indicate the base number of FP17s or Patient Questionnaire responses are less than 100. N/A is shown where the base number of responses is less than 10 during the period. % is calculated as Quantity/Base number\*100

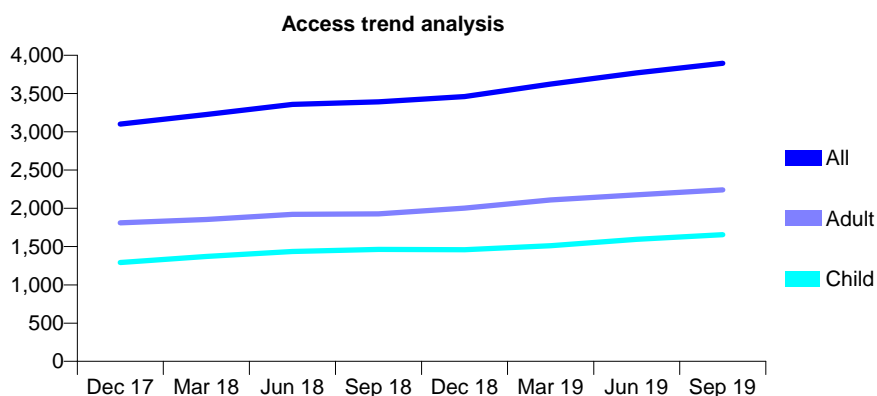
## Q54 - Vital Signs At a Glance Contract Report for 688347/0006 - September 2019

Name or company name	MR K HANJI
Contract type name	GDS Contract
Purpose of contract	General
Contract start date	01/09/2014
Contract end date	

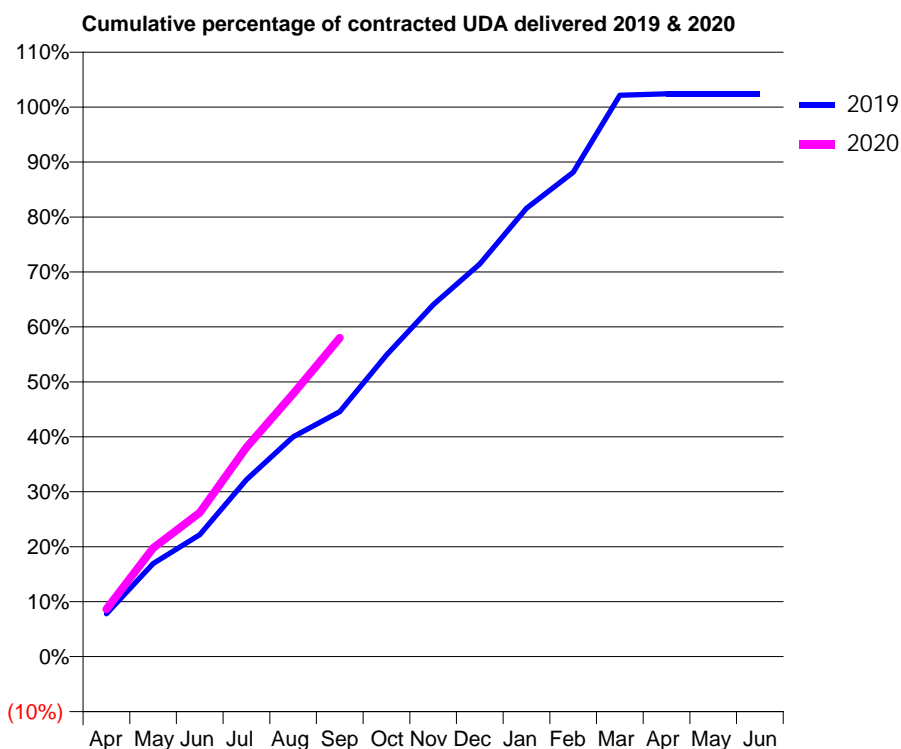
19/20 Contracted general activity (UDA)	8,562
Carry forward general activity (UDA)	-171
19/20 Contracted orthodontic activity (UOA)	0
Carry forward orthodontic activity (UOA)	0
Baseline contract value	£229,737.23

### ACCESS\*

Patients seen in 24 months	Total	Change since previous quarter
Quarter ending September 2018	3,390	
Quarter ending December 2018	3,460	↑
Quarter ending March 2019	3,622	↑
Quarter ending June 2019	3,770	↑
Quarter ending September 2019	3,895	↑
<b>Variance since September 2018</b>	<b>14.9%</b>	<b>↑</b>



### ACTIVITY



Month	Adjusted Scheduled Activity (UDA)	
	2019	2020
April	669	739
May	1,451	1,693
June	1,897	2,243
July	2,756	3,261
August	3,425	4,096
September	3,816	4,966
October	4,698	
November	5,483	
December	6,117	
January	6,984	
February	7,545	
March	8,746	
April	8,768	
May	8,767	
June	8,767	

### QUALITY

	Quantity	Base Number	Contract	AT	Region	England
% of FP17s for the same patient ID Re-attending within 3 months - Children	33	1,076	3.1%	9.9%	11.3%	11.5%
% of FP17s for the same patient ID Re-attending within 3 months - Adults	59	1,110	5.3%	14.4%	14.7%	15.4%
% of FP17s for the same patient ID Re-attending between 3 & 9 months - Children	437	1,076	40.6%	53.5%	60.8%	59.7%
% of FP17s for the same patient ID Re-attending between 3 & 9 months - Adults	354	1,110	31.9%	48.5%	52.8%	51.7%
% of FP17s for Band 1 Urgent Courses	132	2,172	6.1%	8.3%	8.2%	9.2%
% of FP17s Relating to Free Repair or Replacements	1	2,172	0.0%	0.7%	0.7%	0.7%
% of FP17s Relating to Continuations	0	2,172	0.0%	0.7%	0.8%	0.8%
% of Patients satisfied with the dentistry they have received	0	1	N/A	92.9%	93.2%	93.5%
% of Patients satisfied with the time they had to wait for an appointment	1	1	N/A	91.6%	88.5%	87.4%

\* This is based on patients treated on this contract for their most recent course of treatment. Figures in italics indicate the base number of FP17s or Patient Questionnaire responses are less than 100. N/A is shown where the base number of responses is less than 10 during the period. % is calculated as Quantity/Base number\*100

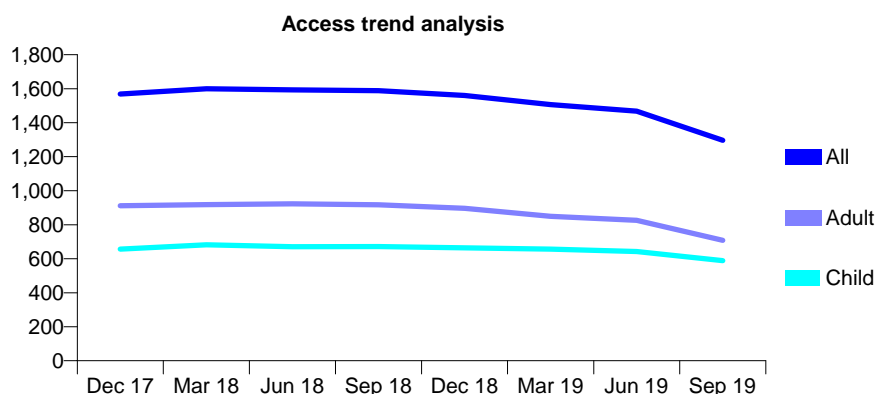
## Q54 - Vital Signs At a Glance Contract Report for 689068/0001 - September 2019

Name or company name	MRS S VORA
Contract type name	GDS Contract
Purpose of contract	General
Contract start date	01/04/2006
Contract end date	

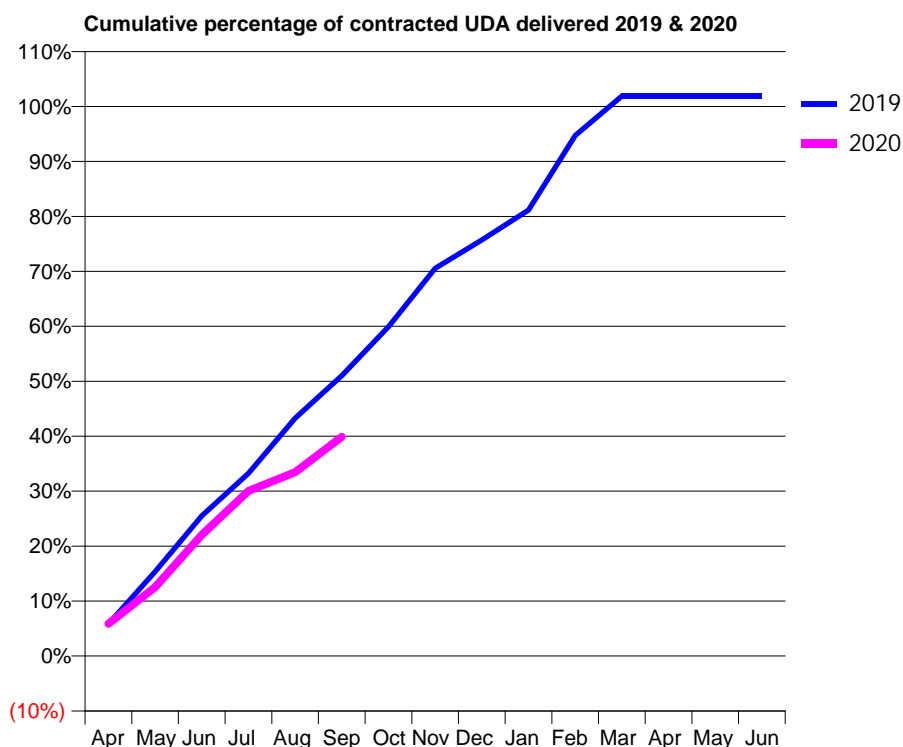
19/20 Contracted general activity (UDA)	4,767
Carry forward general activity (UDA)	-89
19/20 Contracted orthodontic activity (UOA)	0
Carry forward orthodontic activity (UOA)	0
Baseline contract value	£58,754.17

### ACCESS\*

Patients seen in 24 months	Total	Change since previous quarter
Quarter ending September 2018	1,589	
Quarter ending December 2018	1,560	↓
Quarter ending March 2019	1,506	↓
Quarter ending June 2019	1,468	↓
Quarter ending September 2019	1,297	↓
<b>Variance since September 2018</b>	<b>(18.4%)</b>	<b>↓</b>



### ACTIVITY



Month	Adjusted Scheduled Activity (UDA)	
	2019	2020
April	278	281
May	733	597
June	1,215	1,050
July	1,585	1,433
August	2,065	1,594
September	2,431	1,901
October	2,857	
November	3,363	
December	3,608	
January	3,869	
February	4,516	
March	4,856	
April	4,856	
May	4,856	
June	4,856	

### QUALITY

	Quantity	Base Number	Contract	AT	Region	England
% of FP17s for the same patient ID Re-attending within 3 months - Children	41	390	10.5%	9.9%	11.3%	11.5%
% of FP17s for the same patient ID Re-attending within 3 months - Adults	59	379	15.6%	14.4%	14.7%	15.4%
% of FP17s for the same patient ID Re-attending between 3 & 9 months - Children	216	390	55.4%	53.5%	60.8%	59.7%
% of FP17s for the same patient ID Re-attending between 3 & 9 months - Adults	188	379	49.6%	48.5%	52.8%	51.7%
% of FP17s for Band 1 Urgent Courses	45	768	5.9%	8.3%	8.2%	9.2%
% of FP17s Relating to Free Repair or Replacements	11	768	1.4%	0.7%	0.7%	0.7%
% of FP17s Relating to Continuations	16	768	2.1%	0.7%	0.8%	0.8%
% of Patients satisfied with the dentistry they have received	0	0	N/A	92.9%	93.2%	93.5%
% of Patients satisfied with the time they had to wait for an appointment	0	0	N/A	91.6%	88.5%	87.4%

\* This is based on patients treated on this contract for their most recent course of treatment. Figures in italics indicate the base number of FP17s or Patient Questionnaire responses are less than 100. N/A is shown where the base number of responses is less than 10 during the period. % is calculated as Quantity/Base number\*100

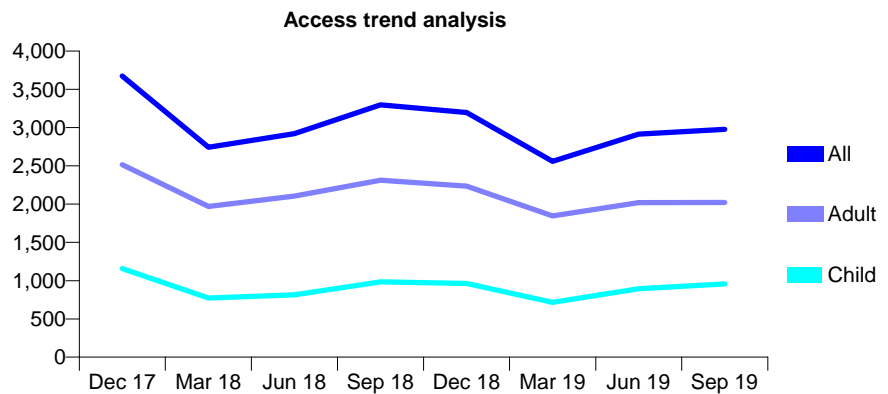
## Q54 - Vital Signs At a Glance Contract Report for 732052/0002 - September 2019

Name or company name	Balbir S Bhandal, Amrik S Bhandal & Baljit
Contract type name	GDS Contract
Purpose of contract	General
Contract start date	01/04/2006
Contract end date	

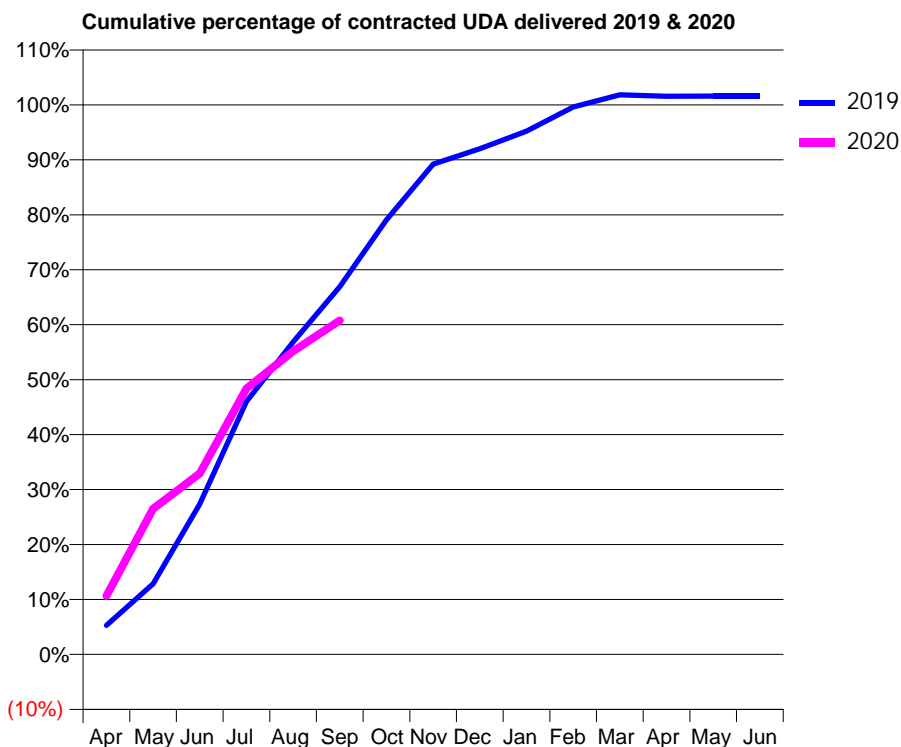
19/20 Contracted general activity (UDA)	10,031
Carry forward general activity (UDA)	-159
19/20 Contracted orthodontic activity (UOA)	0
Carry forward orthodontic activity (UOA)	0
Baseline contract value	£254,166.69

### ACCESS\*

Patients seen in 24 months	Total	Change since previous quarter
Quarter ending September 2018	3,296	
Quarter ending December 2018	3,198	↓
Quarter ending March 2019	2,560	↓
Quarter ending June 2019	2,915	↑
Quarter ending September 2019	2,977	↑
<b>Variance since September 2018</b>	<b>(9.7%)</b>	<b>↓</b>



### ACTIVITY



Month	2019	2020
April	531	1,066
May	1,288	2,659
June	2,743	3,302
July	4,616	4,854
August	5,705	5,534
September	6,712	6,096
October	7,931	
November	8,951	
December	9,229	
January	9,550	
February	9,991	
March	10,212	
April	10,188	
May	10,191	
June	10,191	

### QUALITY

	Quantity	Base Number	Contract	AT	Region	England
% of FP17s for the same patient ID Re-attending within 3 months - Children	30	744	4.0%	9.9%	11.3%	11.5%
% of FP17s for the same patient ID Re-attending within 3 months - Adults	112	1,250	9.0%	14.4%	14.7%	15.4%
% of FP17s for the same patient ID Re-attending between 3 & 9 months - Children	214	744	28.8%	53.5%	60.8%	59.7%
% of FP17s for the same patient ID Re-attending between 3 & 9 months - Adults	280	1,250	22.4%	48.5%	52.8%	51.7%
% of FP17s for Band 1 Urgent Courses	177	1,997	8.9%	8.3%	8.2%	9.2%
% of FP17s Relating to Free Repair or Replacements	18	1,997	0.9%	0.7%	0.7%	0.7%
% of FP17s Relating to Continuations	7	1,997	0.4%	0.7%	0.8%	0.8%
% of Patients satisfied with the dentistry they have received	0	0	N/A	92.9%	93.2%	93.5%
% of Patients satisfied with the time they had to wait for an appointment	0	0	N/A	91.6%	88.5%	87.4%

\* This is based on patients treated on this contract for their most recent course of treatment. Figures in italics indicate the base number of FP17s or Patient Questionnaire responses are less than 100. N/A is shown where the base number of responses is less than 10 during the period. % is calculated as Quantity/Base number\*100

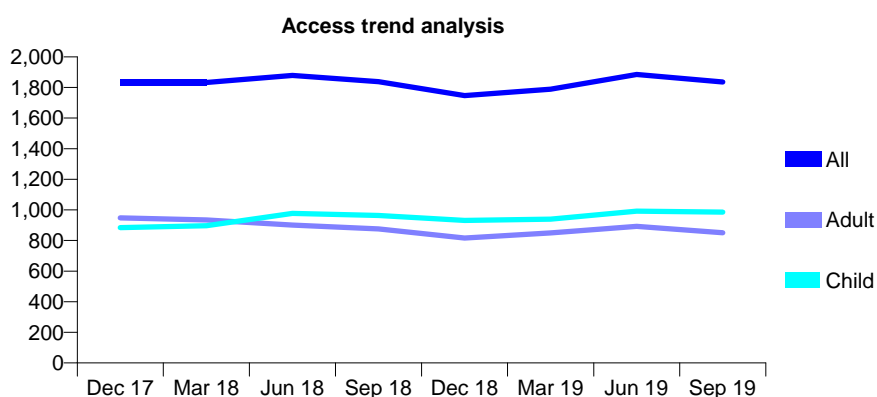
## Q54 - Vital Signs At a Glance Contract Report for 735884/0001 - September 2019

Name or company name	Chelmsley Wood Care Centre
Contract type name	GDS Contract
Purpose of contract	General
Contract start date	01/04/2006
Contract end date	

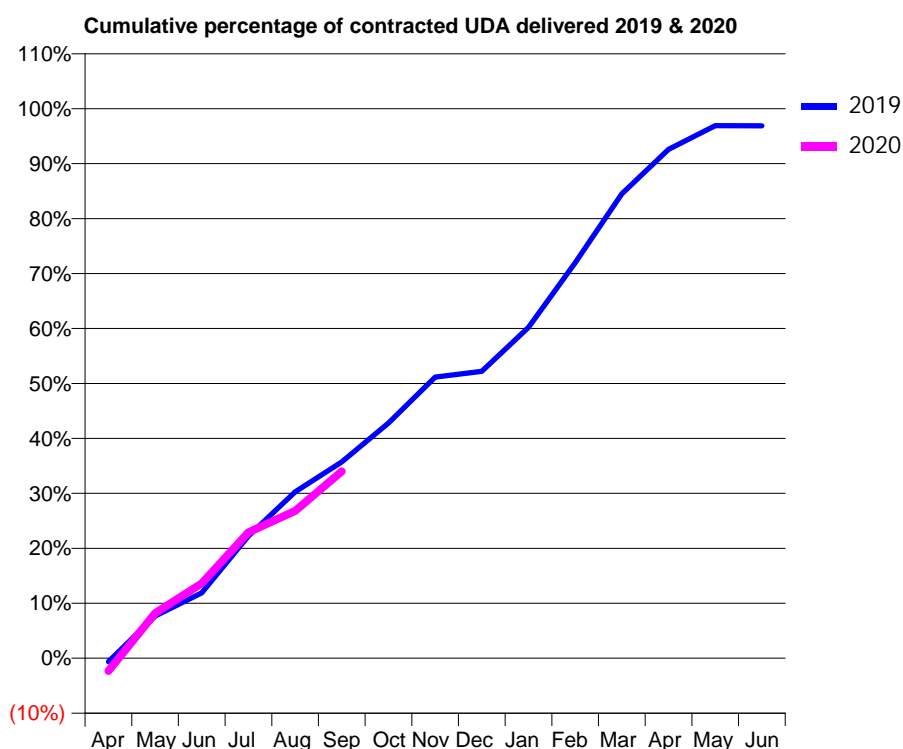
19/20 Contracted general activity (UDA)	7,426
Carry forward general activity (UDA)	232
19/20 Contracted orthodontic activity (UOA)	0
Carry forward orthodontic activity (UOA)	0
Baseline contract value	£207,615.99

### ACCESS\*

Patients seen in 24 months	Total	Change since previous quarter
Quarter ending September 2018	1,838	
Quarter ending December 2018	1,747	↓
Quarter ending March 2019	1,789	↑
Quarter ending June 2019	1,885	↑
Quarter ending September 2019	1,836	↓
<b>Variance since September 2018</b>	<b>(0.1%)</b>	→



### ACTIVITY



Month	2019	2020
April	-47	-174
May	570	610
June	883	1,012
July	1,651	1,700
August	2,249	1,990
September	2,653	2,525
October	3,178	
November	3,799	
December	3,877	
January	4,471	
February	5,346	
March	6,273	
April	6,876	
May	7,196	
June	7,193	

### QUALITY

	Quantity	Base Number	Contract	AT	Region	England
% of FP17s for the same patient ID Re-attending within 3 months - Children	35	618	5.7%	9.9%	11.3%	11.5%
% of FP17s for the same patient ID Re-attending within 3 months - Adults	51	468	10.9%	14.4%	14.7%	15.4%
% of FP17s for the same patient ID Re-attending between 3 & 9 months - Children	235	618	38.0%	53.5%	60.8%	59.7%
% of FP17s for the same patient ID Re-attending between 3 & 9 months - Adults	152	468	32.5%	48.5%	52.8%	51.7%
% of FP17s for Band 1 Urgent Courses	109	827	13.2%	8.3%	8.2%	9.2%
% of FP17s Relating to Free Repair or Replacements	0	827	0.0%	0.7%	0.7%	0.7%
% of FP17s Relating to Continuations	0	827	0.0%	0.7%	0.8%	0.8%
% of Patients satisfied with the dentistry they have received	0	0	N/A	92.9%	93.2%	93.5%
% of Patients satisfied with the time they had to wait for an appointment	0	0	N/A	91.6%	88.5%	87.4%

\* This is based on patients treated on this contract for their most recent course of treatment.

Figures in italics indicate the base number of FP17s or Patient Questionnaire responses are less than 100. N/A is shown where the base number of responses is less than 10 during the period. % is calculated as Quantity/Base number\*100

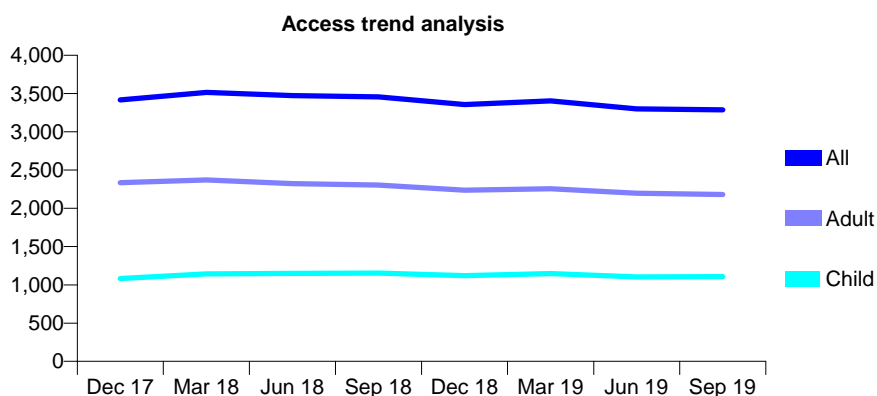
## Q54 - Vital Signs At a Glance Contract Report for 735884/0002 - September 2019

Name or company name	Chelmsley Wood Care Centre
Contract type name	GDS Contract
Purpose of contract	General
Contract start date	01/04/2011
Contract end date	

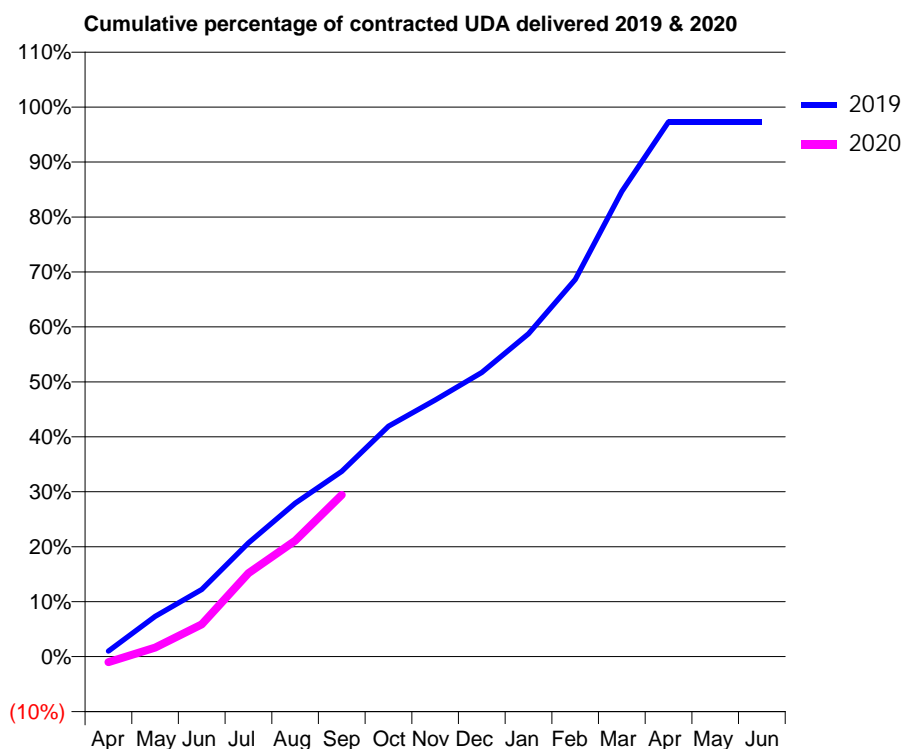
19/20 Contracted general activity (UDA)	16,000
Carry forward general activity (UDA)	428
19/20 Contracted orthodontic activity (UOA)	0
Carry forward orthodontic activity (UOA)	0
Baseline contract value	£356,905.64

### ACCESS\*

Patients seen in 24 months	Total	Change since previous quarter
Quarter ending September 2018	3,457	
Quarter ending December 2018	3,356	↓
Quarter ending March 2019	3,404	→
Quarter ending June 2019	3,299	↓
Quarter ending September 2019	3,287	→
<b>Variance since September 2018</b>	<b>(4.9%)</b>	<b>↓</b>



### ACTIVITY



Month	Adjusted Scheduled Activity (UDA)	
	2019	2020
April	161	-163
May	1,173	267
June	1,953	942
July	3,311	2,432
August	4,467	3,378
September	5,395	4,709
October	6,708	
November	7,472	
December	8,272	
January	9,402	
February	10,977	
March	13,540	
April	15,571	
May	15,572	
June	15,572	

### QUALITY

	Quantity	Base Number	Contract	AT	Region	England
% of FP17s for the same patient ID Re-attending within 3 months - Children	26	623	4.2%	9.9%	11.3%	11.5%
% of FP17s for the same patient ID Re-attending within 3 months - Adults	141	1,210	11.7%	14.4%	14.7%	15.4%
% of FP17s for the same patient ID Re-attending between 3 & 9 months - Children	302	623	48.5%	53.5%	60.8%	59.7%
% of FP17s for the same patient ID Re-attending between 3 & 9 months - Adults	515	1,210	42.6%	48.5%	52.8%	51.7%
% of FP17s for Band 1 Urgent Courses	134	1,516	8.8%	8.3%	8.2%	9.2%
% of FP17s Relating to Free Repair or Replacements	6	1,516	0.4%	0.7%	0.7%	0.7%
% of FP17s Relating to Continuations	32	1,516	2.1%	0.7%	0.8%	0.8%
% of Patients satisfied with the dentistry they have received	0	0	N/A	92.9%	93.2%	93.5%
% of Patients satisfied with the time they had to wait for an appointment	0	0	N/A	91.6%	88.5%	87.4%

\* This is based on patients treated on this contract for their most recent course of treatment. Figures in italics indicate the base number of FP17s or Patient Questionnaire responses are less than 100. N/A is shown where the base number of responses is less than 10 during the period. % is calculated as Quantity/Base number\*100

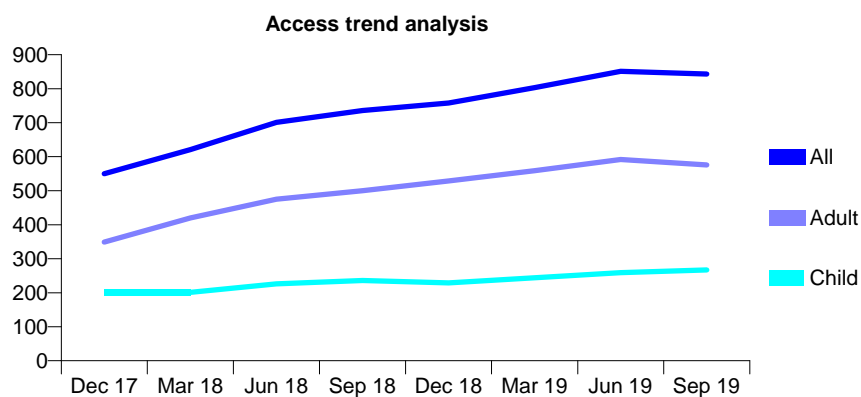
## Q54 - Vital Signs At a Glance Contract Report for 740403/0002 - September 2019

Name or company name	MISS JV PATEL
Contract type name	GDS Contract
Purpose of contract	General
Contract start date	01/04/2006
Contract end date	

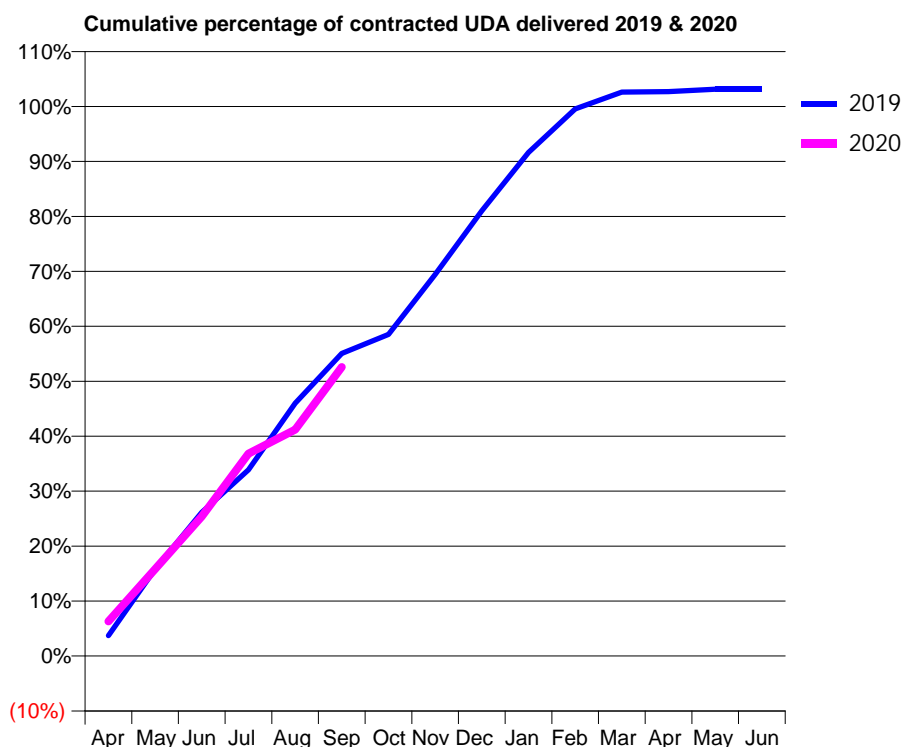
19/20 Contracted general activity (UDA)	2,997
Carry forward general activity (UDA)	-59
19/20 Contracted orthodontic activity (UOA)	0
Carry forward orthodontic activity (UOA)	0
Baseline contract value	£76,428.92

### ACCESS\*

Patients seen in 24 months	Total	Change since previous quarter
Quarter ending September 2018	736	
Quarter ending December 2018	758	↑
Quarter ending March 2019	803	↑
Quarter ending June 2019	851	↑
Quarter ending September 2019	843	→
<b>Variance since September 2018</b>	<b>14.5%</b>	<b>↑</b>



### ACTIVITY



Month	Adjusted Scheduled Activity (UDA)	
	2019	2020
April	111	189
May	474	475
June	784	761
July	1,016	1,104
August	1,378	1,234
September	1,650	1,575
October	1,754	
November	2,081	
December	2,428	
January	2,747	
February	2,983	
March	3,075	
April	3,078	
May	3,090	
June	3,090	

### QUALITY

	Quantity	Base Number	Contract	AT	Region	England
% of FP17s for the same patient ID Re-attending within 3 months - Children	2	169	1.2%	9.9%	11.3%	11.5%
% of FP17s for the same patient ID Re-attending within 3 months - Adults	23	286	8.0%	14.4%	14.7%	15.4%
% of FP17s for the same patient ID Re-attending between 3 & 9 months - Children	52	169	30.8%	53.5%	60.8%	59.7%
% of FP17s for the same patient ID Re-attending between 3 & 9 months - Adults	88	286	30.8%	48.5%	52.8%	51.7%
% of FP17s for Band 1 Urgent Courses	42	452	9.3%	8.3%	8.2%	9.2%
% of FP17s Relating to Free Repair or Replacements	0	452	0.0%	0.7%	0.7%	0.7%
% of FP17s Relating to Continuations	0	452	0.0%	0.7%	0.8%	0.8%
% of Patients satisfied with the dentistry they have received	0	0	N/A	92.9%	93.2%	93.5%
% of Patients satisfied with the time they had to wait for an appointment	0	0	N/A	91.6%	88.5%	87.4%

\* This is based on patients treated on this contract for their most recent course of treatment. Figures in italics indicate the base number of FP17s or Patient Questionnaire responses are less than 100. N/A is shown where the base number of responses is less than 10 during the period. % is calculated as Quantity/Base number\*100



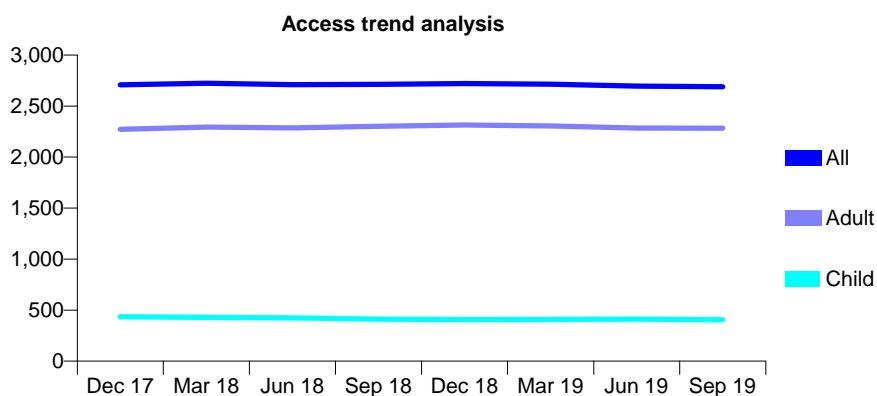
## Q54 - Vital Signs At a Glance Contract Report for 745138/0001 - September 2019

Name or company name	MR JM ROBINSON
Contract type name	GDS Contract
Purpose of contract	General
Contract start date	01/04/2006
Contract end date	

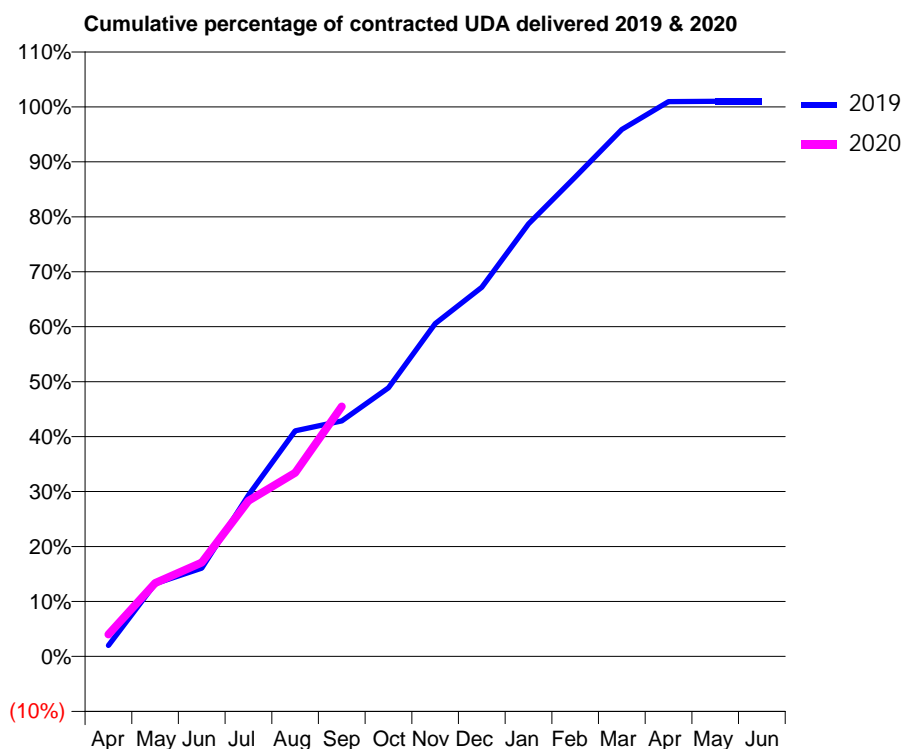
19/20 Contracted general activity (UDA)	7,227
Carry forward general activity (UDA)	-73
19/20 Contracted orthodontic activity (UOA)	0
Carry forward orthodontic activity (UOA)	0
Baseline contract value	£181,195.73

### ACCESS\*

Patients seen in 24 months	Total	Change since previous quarter
Quarter ending September 2018	2,713	
Quarter ending December 2018	2,721	→
Quarter ending March 2019	2,714	→
Quarter ending June 2019	2,696	→
Quarter ending September 2019	2,689	→
<b>Variance since September 2018</b>	<b>(0.9%)</b>	→



### ACTIVITY



Month	2019	2020
April	144	290
May	957	966
June	1,163	1,234
July	2,121	2,048
August	2,967	2,416
September	3,098	3,287
October	3,533	
November	4,376	
December	4,855	
January	5,688	
February	6,305	
March	6,930	
April	7,297	
May	7,300	
June	7,300	

### QUALITY

	Quantity	Base Number	Contract	AT	Region	England
% of FP17s for the same patient ID Re-attending within 3 months - Children	4	312	1.3%	9.9%	11.3%	11.5%
% of FP17s for the same patient ID Re-attending within 3 months - Adults	97	1,503	6.5%	14.4%	14.7%	15.4%
% of FP17s for the same patient ID Re-attending between 3 & 9 months - Children	215	312	68.9%	53.5%	60.8%	59.7%
% of FP17s for the same patient ID Re-attending between 3 & 9 months - Adults	873	1,503	58.1%	48.5%	52.8%	51.7%
% of FP17s for Band 1 Urgent Courses	77	1,665	4.6%	8.3%	8.2%	9.2%
% of FP17s Relating to Free Repair or Replacements	11	1,665	0.7%	0.7%	0.7%	0.7%
% of FP17s Relating to Continuations	6	1,665	0.4%	0.7%	0.8%	0.8%
% of Patients satisfied with the dentistry they have received	1	1	N/A	92.9%	93.2%	93.5%
% of Patients satisfied with the time they had to wait for an appointment	1	1	N/A	91.6%	88.5%	87.4%

\* This is based on patients treated on this contract for their most recent course of treatment.

Figures in italics indicate the base number of FP17s or Patient Questionnaire responses are less than 100. N/A is shown where the base number of responses is less than 10 during the period. % is calculated as Quantity/Base number\*100

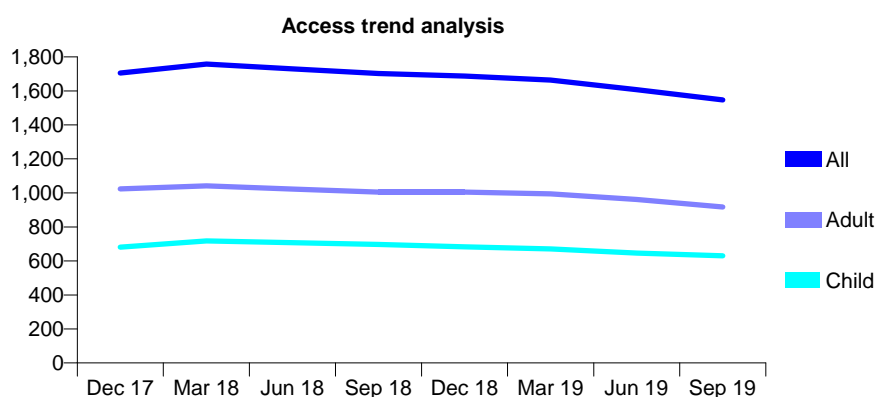
## Q54 - Vital Signs At a Glance Contract Report for 748196/0001 - September 2019

Name or company name	MR AM PATTNI
Contract type name	GDS Contract
Purpose of contract	General
Contract start date	01/04/2006
Contract end date	

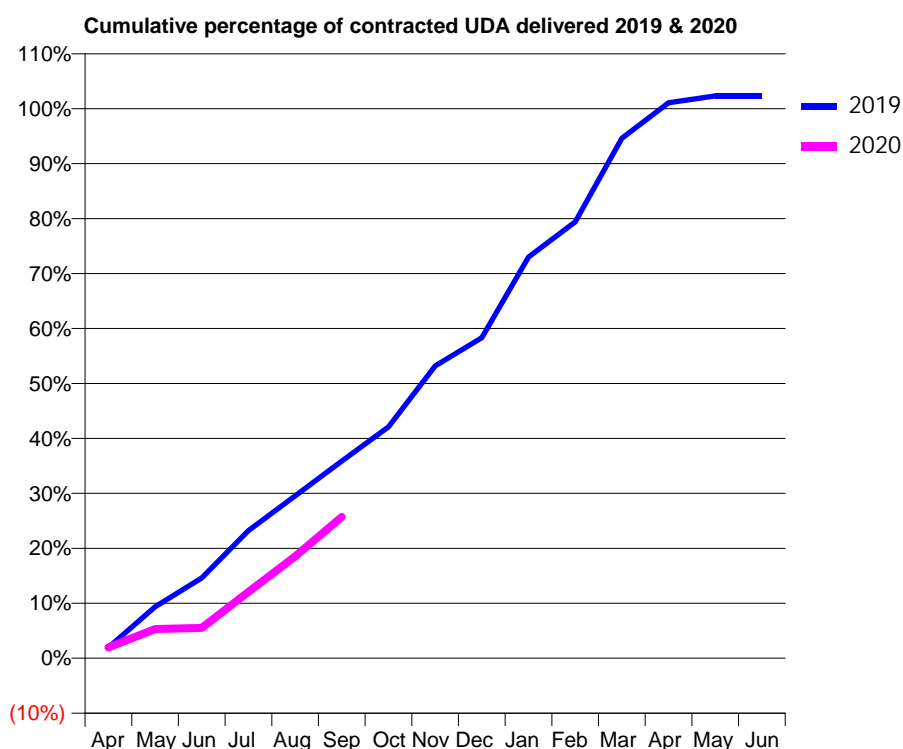
19/20 Contracted general activity (UDA)	4,099
Carry forward general activity (UDA)	-81
19/20 Contracted orthodontic activity (UOA)	0
Carry forward orthodontic activity (UOA)	0
Baseline contract value	£98,147.77

### ACCESS\*

Patients seen in 24 months	Total	Change since previous quarter
Quarter ending September 2018	1,702	
Quarter ending December 2018	1,687	→
Quarter ending March 2019	1,664	↓
Quarter ending June 2019	1,607	↓
Quarter ending September 2019	1,547	↓
<b>Variance since September 2018</b>	<b>(9.1%)</b>	<b>↓</b>



### ACTIVITY



Month	2019	2020
April	81	81
May	383	219
June	600	226
July	952	495
August	1,211	760
September	1,469	1,054
October	1,725	
November	2,179	
December	2,390	
January	2,992	
February	3,255	
March	3,877	
April	4,142	
May	4,195	
June	4,195	

### QUALITY

	Quantity	Base Number	Contract	AT	Region	England
% of FP17s for the same patient ID Re-attending within 3 months - Children	20	286	7.0%	9.9%	11.3%	11.5%
% of FP17s for the same patient ID Re-attending within 3 months - Adults	25	298	8.4%	14.4%	14.7%	15.4%
% of FP17s for the same patient ID Re-attending between 3 & 9 months - Children	172	286	60.1%	53.5%	60.8%	59.7%
% of FP17s for the same patient ID Re-attending between 3 & 9 months - Adults	90	298	30.2%	48.5%	52.8%	51.7%
% of FP17s for Band 1 Urgent Courses	57	464	12.3%	8.3%	8.2%	9.2%
% of FP17s Relating to Free Repair or Replacements	0	464	0.0%	0.7%	0.7%	0.7%
% of FP17s Relating to Continuations	0	464	0.0%	0.7%	0.8%	0.8%
% of Patients satisfied with the dentistry they have received	2	2	N/A	92.9%	93.2%	93.5%
% of Patients satisfied with the time they had to wait for an appointment	2	2	N/A	91.6%	88.5%	87.4%

\* This is based on patients treated on this contract for their most recent course of treatment.

Figures in italics indicate the base number of FP17s or Patient Questionnaire responses are less than 100. N/A is shown where the base number of responses is less than 10 during the period. % is calculated as Quantity/Base number\*100

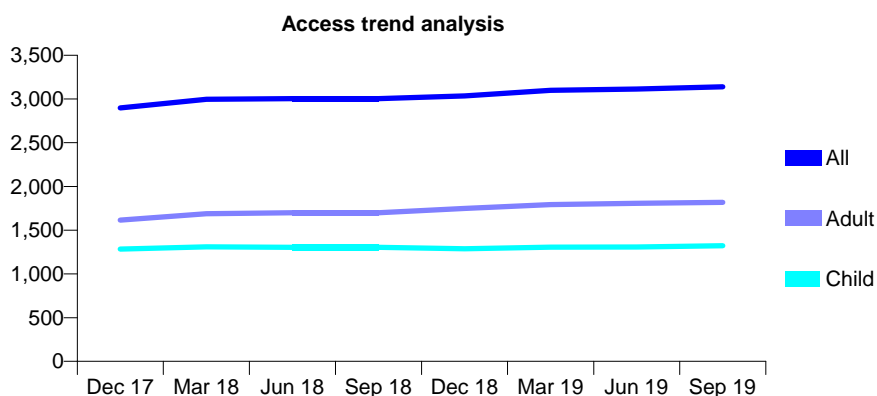
## Q54 - Vital Signs At a Glance Contract Report for 749672/0001 - September 2019

Name or company name	MR SS KELLEY
Contract type name	GDS Contract
Purpose of contract	General
Contract start date	01/04/2006
Contract end date	

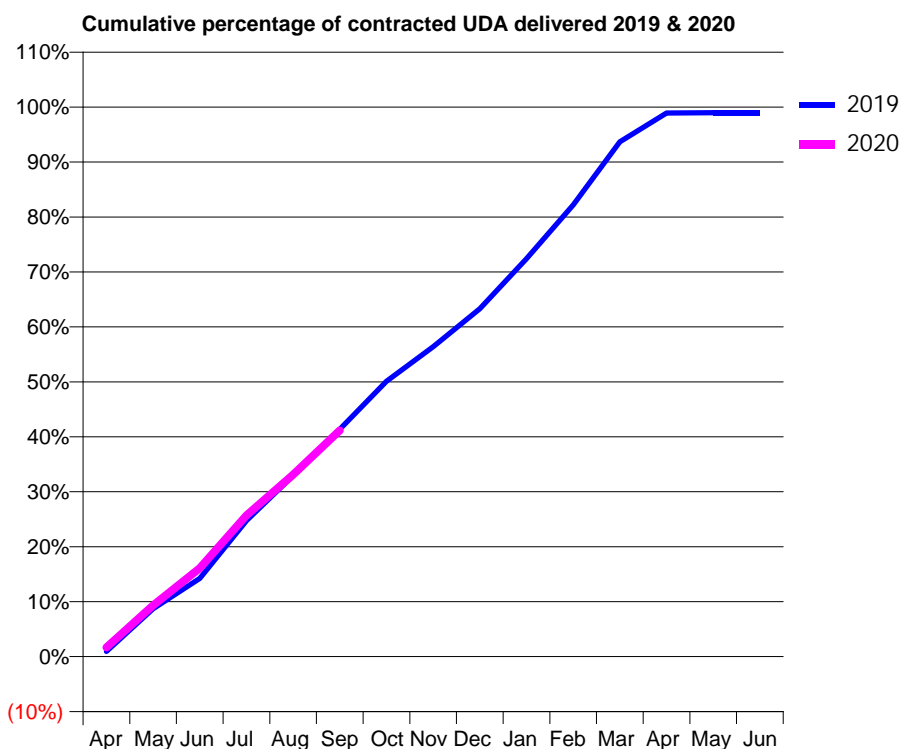
19/20 Contracted general activity (UDA)	8,700
Carry forward general activity (UDA)	88
19/20 Contracted orthodontic activity (UOA)	0
Carry forward orthodontic activity (UOA)	0
Baseline contract value	£208,417.93

### ACCESS\*

Patients seen in 24 months	Total	Change since previous quarter
Quarter ending September 2018	3,004	
Quarter ending December 2018	3,036	→
Quarter ending March 2019	3,099	↑
Quarter ending June 2019	3,114	→
Quarter ending September 2019	3,140	→
<b>Variance since September 2018</b>	<b>4.5%</b>	<b>↑</b>



### ACTIVITY



Month	Adjusted Scheduled Activity (UDA)	
	2019	2020
April	83	147
May	758	811
June	1,238	1,401
July	2,152	2,236
August	2,867	2,883
September	3,599	3,582
October	4,360	
November	4,906	
December	5,507	
January	6,301	
February	7,152	
March	8,150	
April	8,605	
May	8,610	
June	8,611	

### QUALITY

	Quantity	Base Number	Contract	AT	Region	England
% of FP17s for the same patient ID Re-attending within 3 months - Children	108	1,260	8.6%	9.9%	11.3%	11.5%
% of FP17s for the same patient ID Re-attending within 3 months - Adults	151	1,337	11.3%	14.4%	14.7%	15.4%
% of FP17s for the same patient ID Re-attending between 3 & 9 months - Children	876	1,260	69.5%	53.5%	60.8%	59.7%
% of FP17s for the same patient ID Re-attending between 3 & 9 months - Adults	902	1,337	67.5%	48.5%	52.8%	51.7%
% of FP17s for Band 1 Urgent Courses	106	2,381	4.5%	8.3%	8.2%	9.2%
% of FP17s Relating to Free Repair or Replacements	7	2,381	0.3%	0.7%	0.7%	0.7%
% of FP17s Relating to Continuations	18	2,381	0.8%	0.7%	0.8%	0.8%
% of Patients satisfied with the dentistry they have received	0	0	N/A	92.9%	93.2%	93.5%
% of Patients satisfied with the time they had to wait for an appointment	0	0	N/A	91.6%	88.5%	87.4%

\* This is based on patients treated on this contract for their most recent course of treatment. Figures in italics indicate the base number of FP17s or Patient Questionnaire responses are less than 100. N/A is shown where the base number of responses is less than 10 during the period. % is calculated as Quantity/Base number\*100

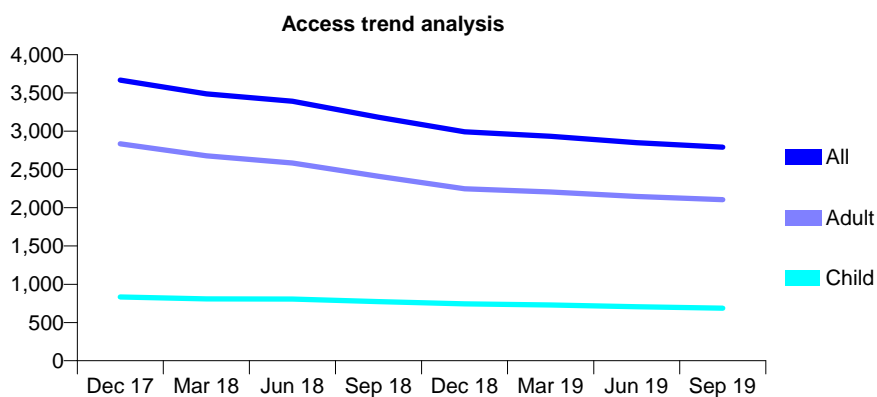
## Q54 - Vital Signs At a Glance Contract Report for 754005/0001 - September 2019

Name or company name	MR RN RIDDELL
Contract type name	GDS Contract
Purpose of contract	General
Contract start date	01/04/2006
Contract end date	

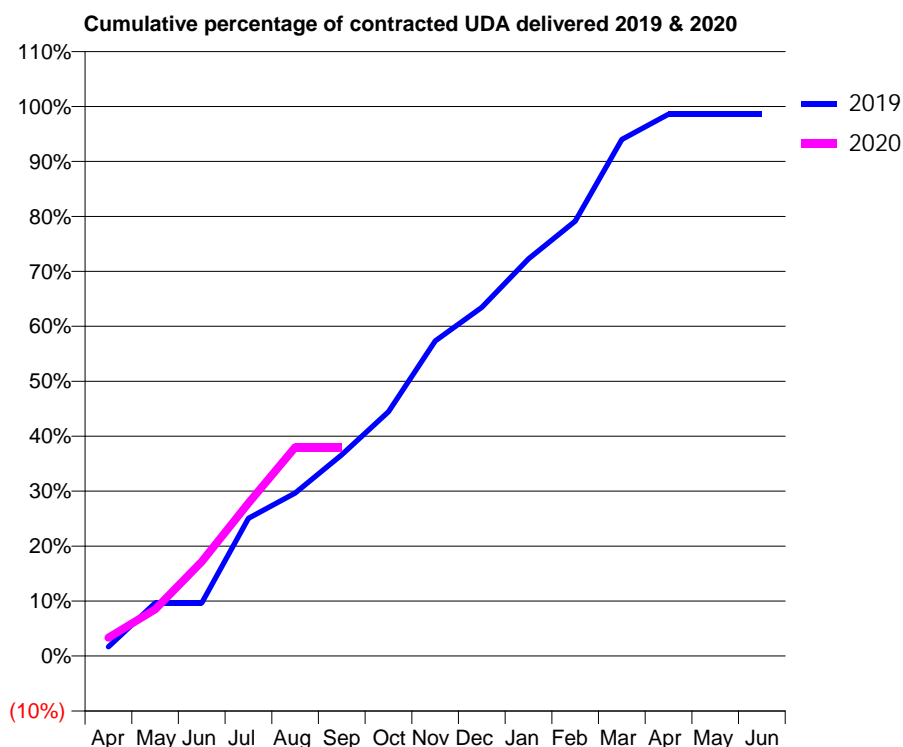
19/20 Contracted general activity (UDA)	5,536
Carry forward general activity (UDA)	78
19/20 Contracted orthodontic activity (UOA)	0
Carry forward orthodontic activity (UOA)	0
Baseline contract value	£118,977.45

### ACCESS\*

Patients seen in 24 months	Total	Change since previous quarter
Quarter ending September 2018	3,182	
Quarter ending December 2018	2,991	↓
Quarter ending March 2019	2,934	↓
Quarter ending June 2019	2,851	↓
Quarter ending September 2019	2,791	↓
<b>Variance since September 2018</b>	<b>(12.3%)</b>	<b>↓</b>



### ACTIVITY



Month	Adjusted Scheduled Activity (UDA)	
	2019	2020
April	94	184
May	534	470
June	534	950
July	1,387	1,540
August	1,642	2,103
September	2,028	2,103
October	2,461	
November	3,174	
December	3,512	
January	4,000	
February	4,382	
March	5,204	
April	5,458	
May	5,458	
June	5,458	

### QUALITY

	Quantity	Base Number	Contract	AT	Region	England
% of FP17s for the same patient ID Re-attending within 3 months - Children	20	413	4.8%	9.9%	11.3%	11.5%
% of FP17s for the same patient ID Re-attending within 3 months - Adults	124	1,160	10.7%	14.4%	14.7%	15.4%
% of FP17s for the same patient ID Re-attending between 3 & 9 months - Children	264	413	63.9%	53.5%	60.8%	59.7%
% of FP17s for the same patient ID Re-attending between 3 & 9 months - Adults	552	1,160	47.6%	48.5%	52.8%	51.7%
% of FP17s for Band 1 Urgent Courses	99	1,442	6.9%	8.3%	8.2%	9.2%
% of FP17s Relating to Free Repair or Replacements	4	1,442	0.3%	0.7%	0.7%	0.7%
% of FP17s Relating to Continuations	8	1,442	0.6%	0.7%	0.8%	0.8%
% of Patients satisfied with the dentistry they have received	0	0	N/A	92.9%	93.2%	93.5%
% of Patients satisfied with the time they had to wait for an appointment	0	0	N/A	91.6%	88.5%	87.4%

\* This is based on patients treated on this contract for their most recent course of treatment. Figures in italics indicate the base number of FP17s or Patient Questionnaire responses are less than 100. N/A is shown where the base number of responses is less than 10 during the period. % is calculated as Quantity/Base number\*100

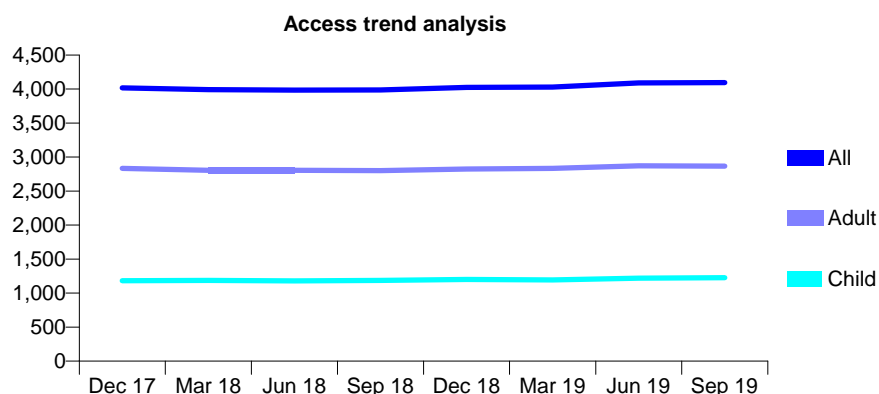
## Q54 - Vital Signs At a Glance Contract Report for 763144/0001 - September 2019

Name or company name	MR GS BAHIA
Contract type name	GDS Contract
Purpose of contract	General
Contract start date	01/04/2006
Contract end date	

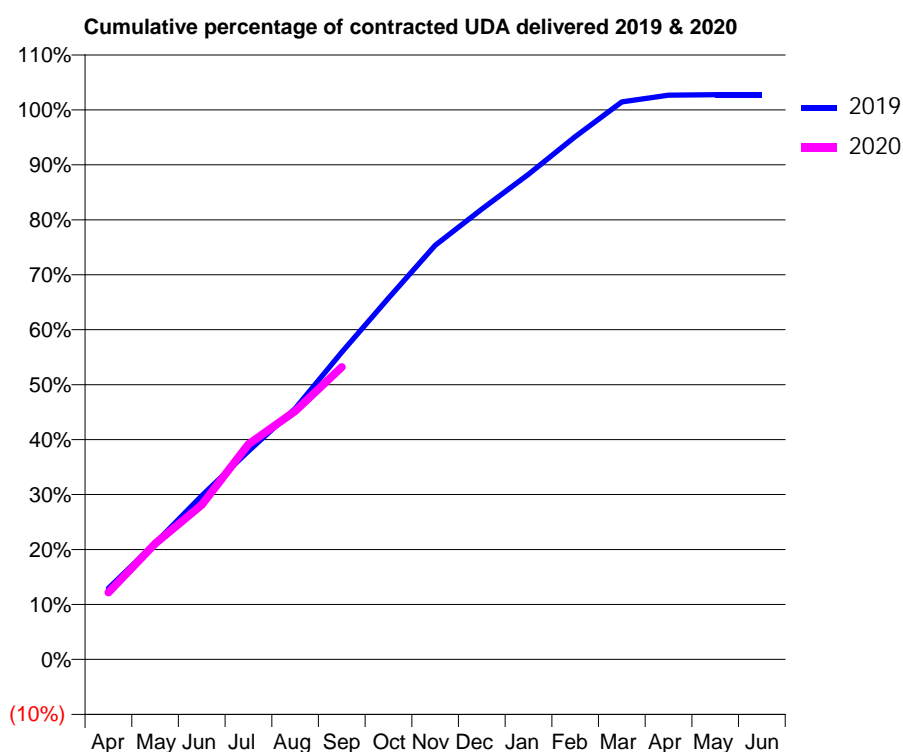
19/20 Contracted general activity (UDA)	7,933
Carry forward general activity (UDA)	-158
19/20 Contracted orthodontic activity (UOA)	0
Carry forward orthodontic activity (UOA)	0
Baseline contract value	£219,636.56

### ACCESS\*

Patients seen in 24 months	Total	Change since previous quarter
Quarter ending September 2018	3,988	
Quarter ending December 2018	4,025	→
Quarter ending March 2019	4,029	→
Quarter ending June 2019	4,092	→
Quarter ending September 2019	4,095	→
<b>Variance since September 2018</b>	<b>2.7%</b>	<b>↑</b>



### ACTIVITY



Month	2019	2020
April	1,028	967
May	1,680	1,672
June	2,364	2,231
July	3,006	3,106
August	3,622	3,583
September	4,434	4,218
October	5,216	
November	5,978	
December	6,500	
January	7,002	
February	7,547	
March	8,047	
April	8,144	
May	8,151	
June	8,151	

### QUALITY

	Quantity	Base Number	Contract	AT	Region	England
% of FP17s for the same patient ID Re-attending within 3 months - Children	16	730	2.2%	9.9%	11.3%	11.5%
% of FP17s for the same patient ID Re-attending within 3 months - Adults	74	1,663	4.4%	14.4%	14.7%	15.4%
% of FP17s for the same patient ID Re-attending between 3 & 9 months - Children	370	730	50.7%	53.5%	60.8%	59.7%
% of FP17s for the same patient ID Re-attending between 3 & 9 months - Adults	726	1,663	43.7%	48.5%	52.8%	51.7%
% of FP17s for Band 1 Urgent Courses	90	2,307	3.9%	8.3%	8.2%	9.2%
% of FP17s Relating to Free Repair or Replacements	0	2,307	0.0%	0.7%	0.7%	0.7%
% of FP17s Relating to Continuations	1	2,307	0.0%	0.7%	0.8%	0.8%
% of Patients satisfied with the dentistry they have received	1	1	N/A	92.9%	93.2%	93.5%
% of Patients satisfied with the time they had to wait for an appointment	1	1	N/A	91.6%	88.5%	87.4%

\* This is based on patients treated on this contract for their most recent course of treatment. Figures in italics indicate the base number of FP17s or Patient Questionnaire responses are less than 100. N/A is shown where the base number of responses is less than 10 during the period. % is calculated as Quantity/Base number\*100

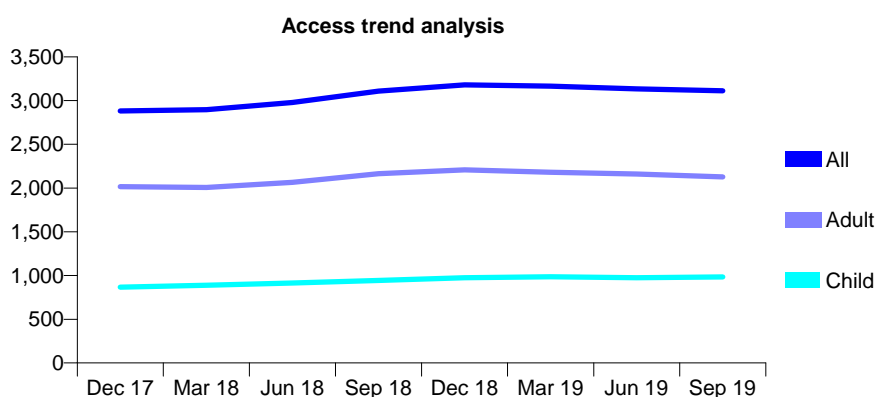
## Q54 - Vital Signs At a Glance Contract Report for 764191/0001 - September 2019

Name or company name	MISS KL ROBINSON
Contract type name	GDS Contract
Purpose of contract	General
Contract start date	01/04/2006
Contract end date	

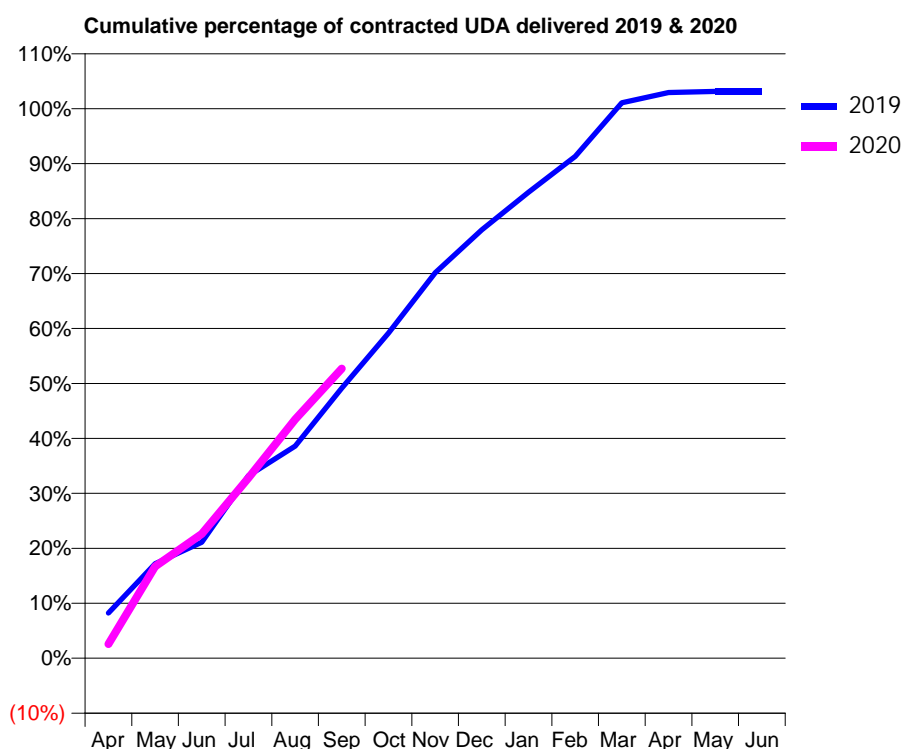
19/20 Contracted general activity (UDA)	7,466
Carry forward general activity (UDA)	-149
19/20 Contracted orthodontic activity (UOA)	0
Carry forward orthodontic activity (UOA)	0
Baseline contract value	£214,431.54

### ACCESS\*

Patients seen in 24 months	Total	Change since previous quarter
Quarter ending September 2018	3,109	
Quarter ending December 2018	3,181	↑
Quarter ending March 2019	3,166	→
Quarter ending June 2019	3,135	→
Quarter ending September 2019	3,112	→
<b>Variance since September 2018</b>	<b>0.1%</b>	<b>→</b>



### ACTIVITY



Month	2019	2020
April	614	193
May	1,283	1,247
June	1,575	1,687
July	2,479	2,451
August	2,881	3,246
September	3,669	3,935
October	4,415	
November	5,238	
December	5,818	
January	6,331	
February	6,817	
March	7,546	
April	7,684	
May	7,701	
June	7,701	

### QUALITY

	Quantity	Base Number	Contract	AT	Region	England
% of FP17s for the same patient ID Re-attending within 3 months - Children	38	723	5.3%	9.9%	11.3%	11.5%
% of FP17s for the same patient ID Re-attending within 3 months - Adults	211	1,398	15.1%	14.4%	14.7%	15.4%
% of FP17s for the same patient ID Re-attending between 3 & 9 months - Children	434	723	60.0%	53.5%	60.8%	59.7%
% of FP17s for the same patient ID Re-attending between 3 & 9 months - Adults	746	1,398	53.4%	48.5%	52.8%	51.7%
% of FP17s for Band 1 Urgent Courses	179	2,015	8.9%	8.3%	8.2%	9.2%
% of FP17s Relating to Free Repair or Replacements	4	2,015	0.2%	0.7%	0.7%	0.7%
% of FP17s Relating to Continuations	7	2,015	0.3%	0.7%	0.8%	0.8%
% of Patients satisfied with the dentistry they have received	2	2	N/A	92.9%	93.2%	93.5%
% of Patients satisfied with the time they had to wait for an appointment	2	2	N/A	91.6%	88.5%	87.4%

\* This is based on patients treated on this contract for their most recent course of treatment.

Figures in italics indicate the base number of FP17s or Patient Questionnaire responses are less than 100. N/A is shown where the base number of responses is less than 10 during the period. % is calculated as Quantity/Base number\*100

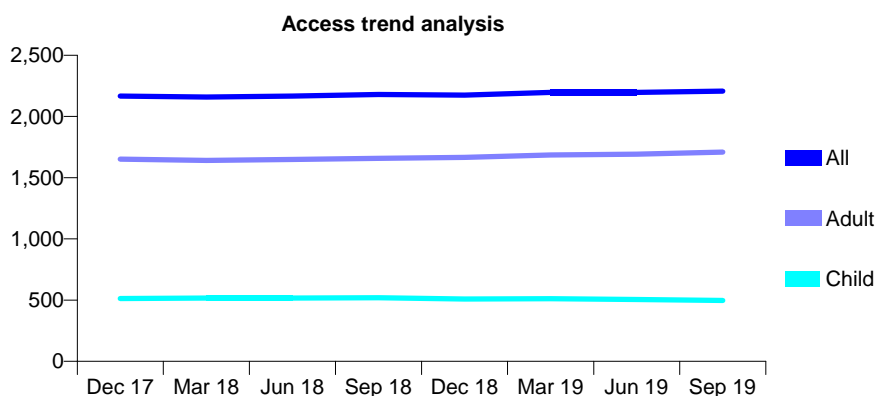
## Q54 - Vital Signs At a Glance Contract Report for 765597/0001 - September 2019

Name or company name	MRS N GHABAI
Contract type name	GDS Contract
Purpose of contract	General
Contract start date	01/04/2006
Contract end date	

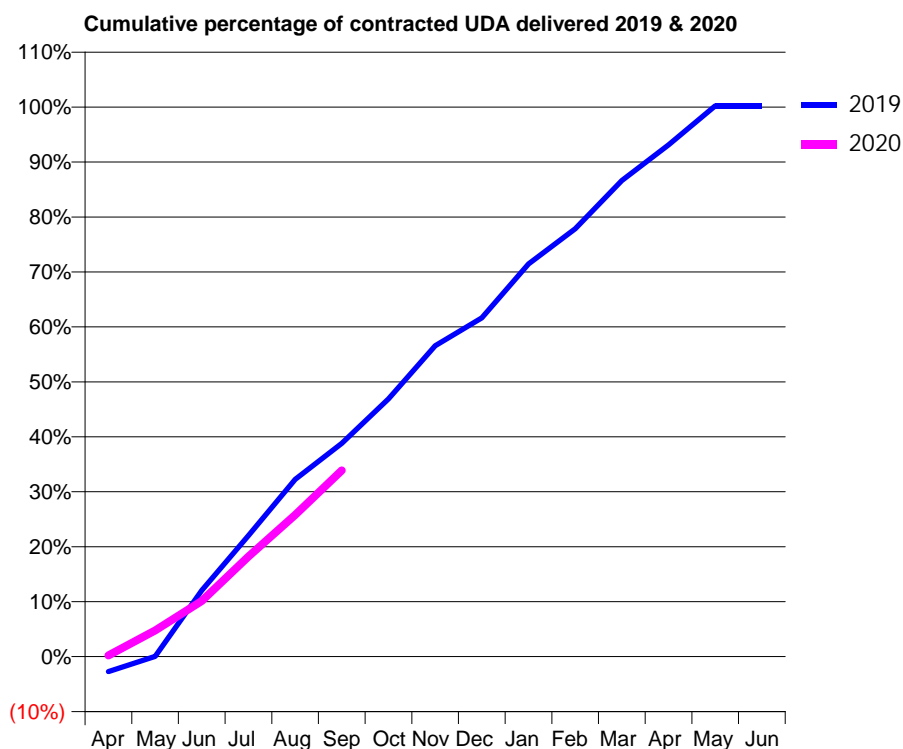
19/20 Contracted general activity (UDA)	8,368
Carry forward general activity (UDA)	-20
19/20 Contracted orthodontic activity (UOA)	0
Carry forward orthodontic activity (UOA)	0
Baseline contract value	£197,691.57

### ACCESS\*

Patients seen in 24 months	Total	Change since previous quarter
Quarter ending September 2018	2,179	
Quarter ending December 2018	2,175	→
Quarter ending March 2019	2,197	→
Quarter ending June 2019	2,197	→
Quarter ending September 2019	2,207	→
<b>Variance since September 2018</b>	<b>1.3%</b>	<b>→</b>



### ACTIVITY



Month	Adjusted Scheduled Activity (UDA)	
	2019	2020
April	-231	20
May	4	399
June	1,008	848
July	1,845	1,525
August	2,700	2,157
September	3,248	2,836
October	3,923	
November	4,734	
December	5,158	
January	5,978	
February	6,516	
March	7,249	
April	7,793	
May	8,389	
June	8,389	

### QUALITY

	Quantity	Base Number	Contract	AT	Region	England
% of FP17s for the same patient ID Re-attending within 3 months - Children	46	478	9.6%	9.9%	11.3%	11.5%
% of FP17s for the same patient ID Re-attending within 3 months - Adults	168	1,311	12.8%	14.4%	14.7%	15.4%
% of FP17s for the same patient ID Re-attending between 3 & 9 months - Children	332	478	69.5%	53.5%	60.8%	59.7%
% of FP17s for the same patient ID Re-attending between 3 & 9 months - Adults	856	1,311	65.3%	48.5%	52.8%	51.7%
% of FP17s for Band 1 Urgent Courses	83	1,208	6.9%	8.3%	8.2%	9.2%
% of FP17s Relating to Free Repair or Replacements	2	1,208	0.2%	0.7%	0.7%	0.7%
% of FP17s Relating to Continuations	12	1,208	1.0%	0.7%	0.8%	0.8%
% of Patients satisfied with the dentistry they have received	2	2	N/A	92.9%	93.2%	93.5%
% of Patients satisfied with the time they had to wait for an appointment	2	2	N/A	91.6%	88.5%	87.4%

\* This is based on patients treated on this contract for their most recent course of treatment. Figures in italics indicate the base number of FP17s or Patient Questionnaire responses are less than 100. N/A is shown where the base number of responses is less than 10 during the period. % is calculated as Quantity/Base number\*100

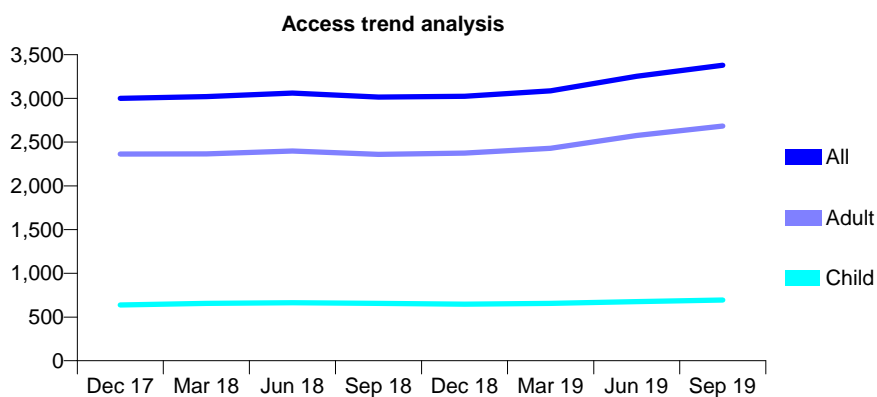
## Q54 - Vital Signs At a Glance Contract Report for 765643/0001 - September 2019

Name or company name	MR D SINGH-TERPOT
Contract type name	GDS Contract
Purpose of contract	General
Contract start date	01/04/2006
Contract end date	

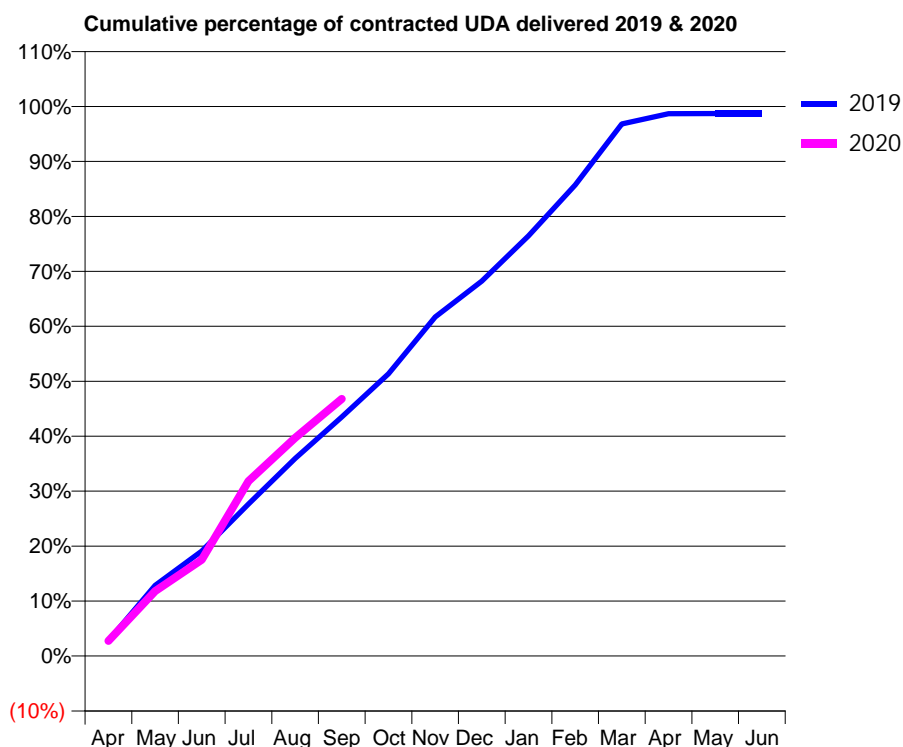
19/20 Contracted general activity (UDA)	8,845
Carry forward general activity (UDA)	115
19/20 Contracted orthodontic activity (UOA)	0
Carry forward orthodontic activity (UOA)	0
Baseline contract value	£220,897.15

### ACCESS\*

Patients seen in 24 months	Total	Change since previous quarter
Quarter ending September 2018	3,016	
Quarter ending December 2018	3,023	→
Quarter ending March 2019	3,086	↑
Quarter ending June 2019	3,253	↑
Quarter ending September 2019	3,378	↑
<b>Variance since September 2018</b>	<b>12.0%</b>	<b>↑</b>



### ACTIVITY



Month	Adjusted Scheduled Activity (UDA)	
	2019	2020
April	249	244
May	1,138	1,044
June	1,688	1,549
July	2,445	2,814
August	3,179	3,513
September	3,847	4,140
October	4,542	
November	5,458	
December	6,034	
January	6,763	
February	7,583	
March	8,563	
April	8,729	
May	8,730	
June	8,730	

### QUALITY

	Quantity	Base Number	Contract	AT	Region	England
% of FP17s for the same patient ID Re-attending within 3 months - Children	21	416	5.0%	9.9%	11.3%	11.5%
% of FP17s for the same patient ID Re-attending within 3 months - Adults	232	1,846	12.6%	14.4%	14.7%	15.4%
% of FP17s for the same patient ID Re-attending between 3 & 9 months - Children	181	416	43.5%	53.5%	60.8%	59.7%
% of FP17s for the same patient ID Re-attending between 3 & 9 months - Adults	851	1,846	46.1%	48.5%	52.8%	51.7%
% of FP17s for Band 1 Urgent Courses	29	2,200	1.3%	8.3%	8.2%	9.2%
% of FP17s Relating to Free Repair or Replacements	11	2,200	0.5%	0.7%	0.7%	0.7%
% of FP17s Relating to Continuations	7	2,200	0.3%	0.7%	0.8%	0.8%
% of Patients satisfied with the dentistry they have received	1	1	N/A	92.9%	93.2%	93.5%
% of Patients satisfied with the time they had to wait for an appointment	1	1	N/A	91.6%	88.5%	87.4%

\* This is based on patients treated on this contract for their most recent course of treatment. Figures in italics indicate the base number of FP17s or Patient Questionnaire responses are less than 100. N/A is shown where the base number of responses is less than 10 during the period. % is calculated as Quantity/Base number\*100



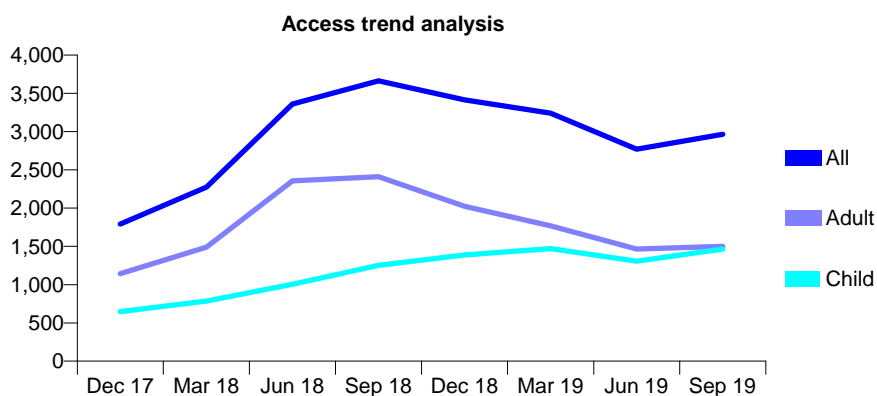
## Q54 - Vital Signs At a Glance Contract Report for 766518/0001 - September 2019

Name or company name	MRS CS ILYAS
Contract type name	GDS Contract
Purpose of contract	General
Contract start date	01/10/2014
Contract end date	

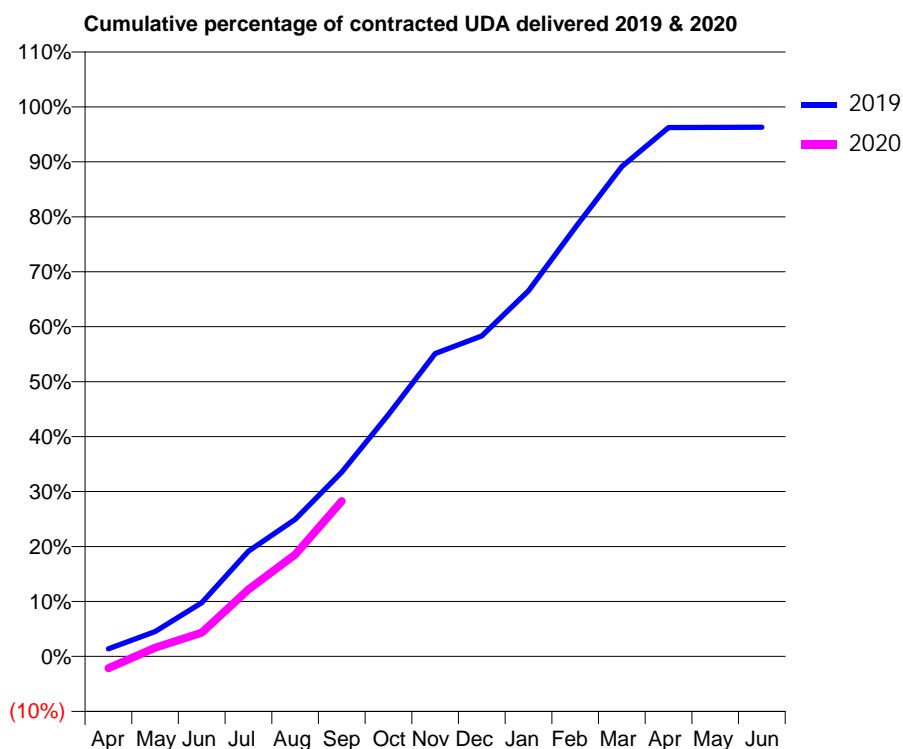
19/20 Contracted general activity (UDA)	9,871
Carry forward general activity (UDA)	368
19/20 Contracted orthodontic activity (UOA)	0
Carry forward orthodontic activity (UOA)	0
Baseline contract value	£212,143.52

### ACCESS\*

Patients seen in 24 months	Total	Change since previous quarter
Quarter ending September 2018	3,662	
Quarter ending December 2018	3,413	↓
Quarter ending March 2019	3,241	↓
Quarter ending June 2019	2,771	↓
Quarter ending September 2019	2,965	↑
<b>Variance since September 2018</b>	<b>(19.0%)</b>	<b>↓</b>



### ACTIVITY



Month	2019	2020
April	138	-212
May	448	157
June	965	427
July	1,891	1,204
August	2,460	1,830
September	3,310	2,788
October	4,344	
November	5,442	
December	5,756	
January	6,566	
February	7,702	
March	8,798	
April	9,499	
May	9,502	
June	9,503	

### QUALITY

	Quantity	Base Number	Contract	AT	Region	England
% of FP17s for the same patient ID Re-attending within 3 months - Children	58	1,080	5.4%	9.9%	11.3%	11.5%
% of FP17s for the same patient ID Re-attending within 3 months - Adults	83	870	9.5%	14.4%	14.7%	15.4%
% of FP17s for the same patient ID Re-attending between 3 & 9 months - Children	529	1,080	49.0%	53.5%	60.8%	59.7%
% of FP17s for the same patient ID Re-attending between 3 & 9 months - Adults	258	870	29.7%	48.5%	52.8%	51.7%
% of FP17s for Band 1 Urgent Courses	67	1,688	4.0%	8.3%	8.2%	9.2%
% of FP17s Relating to Free Repair or Replacements	17	1,688	1.0%	0.7%	0.7%	0.7%
% of FP17s Relating to Continuations	6	1,688	0.4%	0.7%	0.8%	0.8%
% of Patients satisfied with the dentistry they have received	0	1	N/A	92.9%	93.2%	93.5%
% of Patients satisfied with the time they had to wait for an appointment	1	1	N/A	91.6%	88.5%	87.4%

\* This is based on patients treated on this contract for their most recent course of treatment. Figures in italics indicate the base number of FP17s or Patient Questionnaire responses are less than 100. N/A is shown where the base number of responses is less than 10 during the period. % is calculated as Quantity/Base number\*100

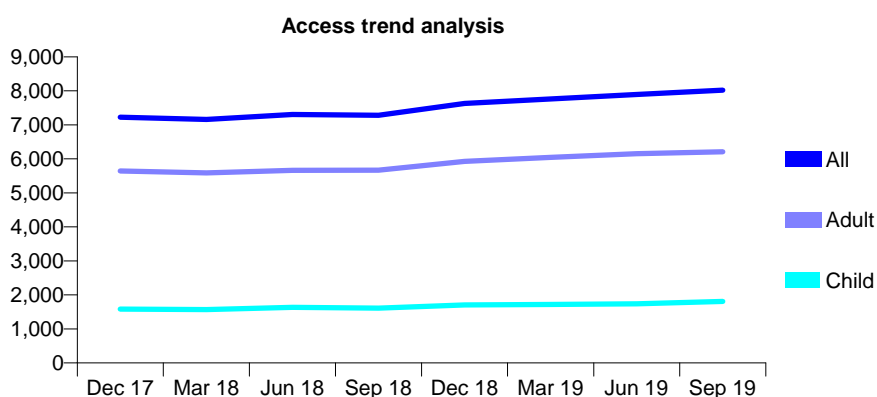
## Q54 - Vital Signs At a Glance Contract Report for 769258/0001 - September 2019

Name or company name	MR S TALWAR
Contract type name	GDS Contract
Purpose of contract	General
Contract start date	01/04/2006
Contract end date	

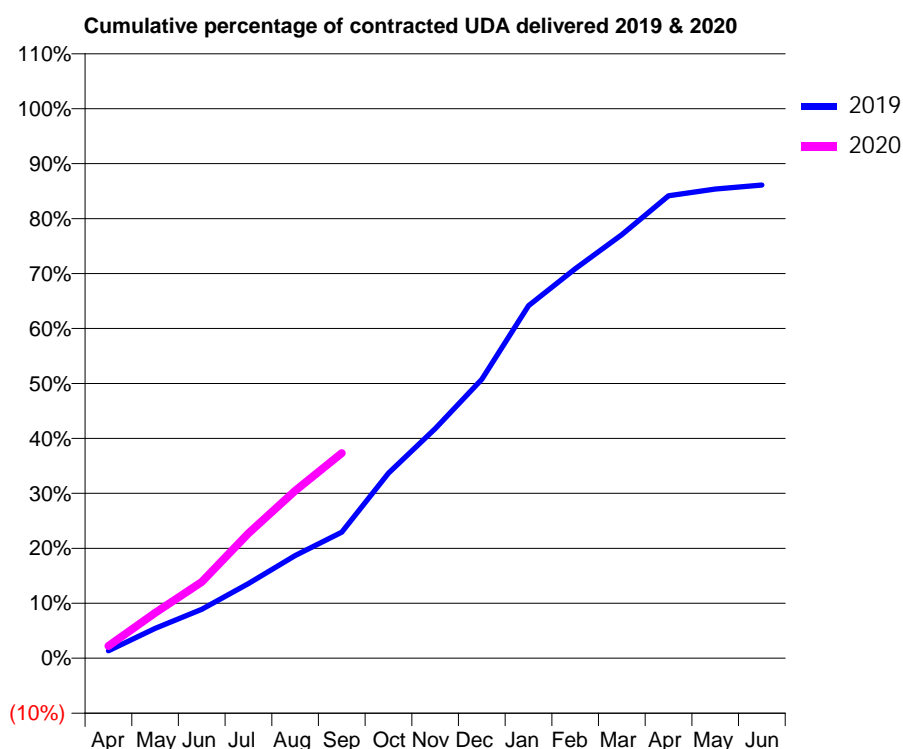
19/20 Contracted general activity (UDA)	23,061
Carry forward general activity (UDA)	0
19/20 Contracted orthodontic activity (UOA)	0
Carry forward orthodontic activity (UOA)	0
Baseline contract value	£560,796.16

### ACCESS\*

Patients seen in 24 months	Total	Change since previous quarter
Quarter ending September 2018	7,283	
Quarter ending December 2018	7,628	↑
Quarter ending March 2019	7,763	→
Quarter ending June 2019	7,891	→
Quarter ending September 2019	8,020	→
<b>Variance since September 2018</b>	<b>10.1%</b>	<b>↑</b>



### ACTIVITY



Month	2019	2020
April	310	513
May	1,258	1,908
June	2,053	3,200
July	3,138	5,240
August	4,310	7,032
September	5,293	8,607
October	7,772	
November	9,633	
December	11,705	
January	14,793	
February	16,341	
March	17,772	
April	19,404	
May	19,691	
June	19,856	

### QUALITY

	Quantity	Base Number	Contract	AT	Region	England
% of FP17s for the same patient ID Re-attending within 3 months - Children	115	1,470	7.8%	9.9%	11.3%	11.5%
% of FP17s for the same patient ID Re-attending within 3 months - Adults	848	4,810	17.6%	14.4%	14.7%	15.4%
% of FP17s for the same patient ID Re-attending between 3 & 9 months - Children	865	1,470	58.8%	53.5%	60.8%	59.7%
% of FP17s for the same patient ID Re-attending between 3 & 9 months - Adults	2,675	4,810	55.6%	48.5%	52.8%	51.7%
% of FP17s for Band 1 Urgent Courses	533	5,185	10.3%	8.3%	8.2%	9.2%
% of FP17s Relating to Free Repair or Replacements	60	5,185	1.2%	0.7%	0.7%	0.7%
% of FP17s Relating to Continuations	130	5,185	2.5%	0.7%	0.8%	0.8%
% of Patients satisfied with the dentistry they have received	4	4	N/A	92.9%	93.2%	93.5%
% of Patients satisfied with the time they had to wait for an appointment	4	4	N/A	91.6%	88.5%	87.4%

\* This is based on patients treated on this contract for their most recent course of treatment.

Figures in italics indicate the base number of FP17s or Patient Questionnaire responses are less than 100. N/A is shown where the base number of responses is less than 10 during the period. % is calculated as Quantity/Base number\*100

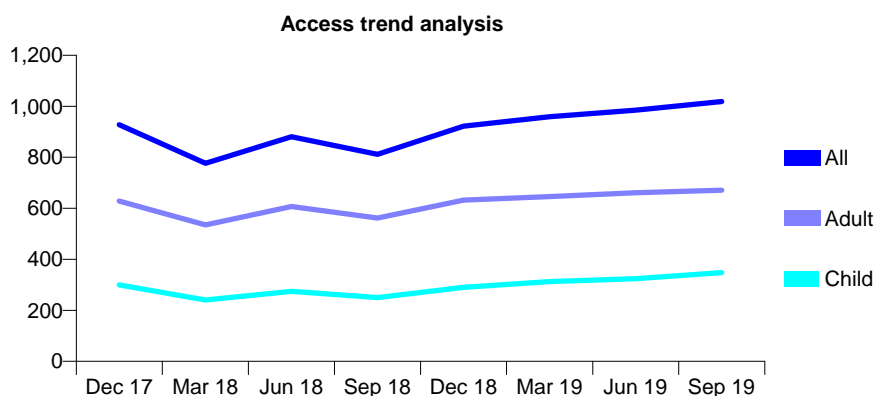
## Q54 - Vital Signs At a Glance Contract Report for 769258/0002 - September 2019

Name or company name	MR S TALWAR
Contract type name	GDS Contract
Purpose of contract	General
Contract start date	01/04/2006
Contract end date	

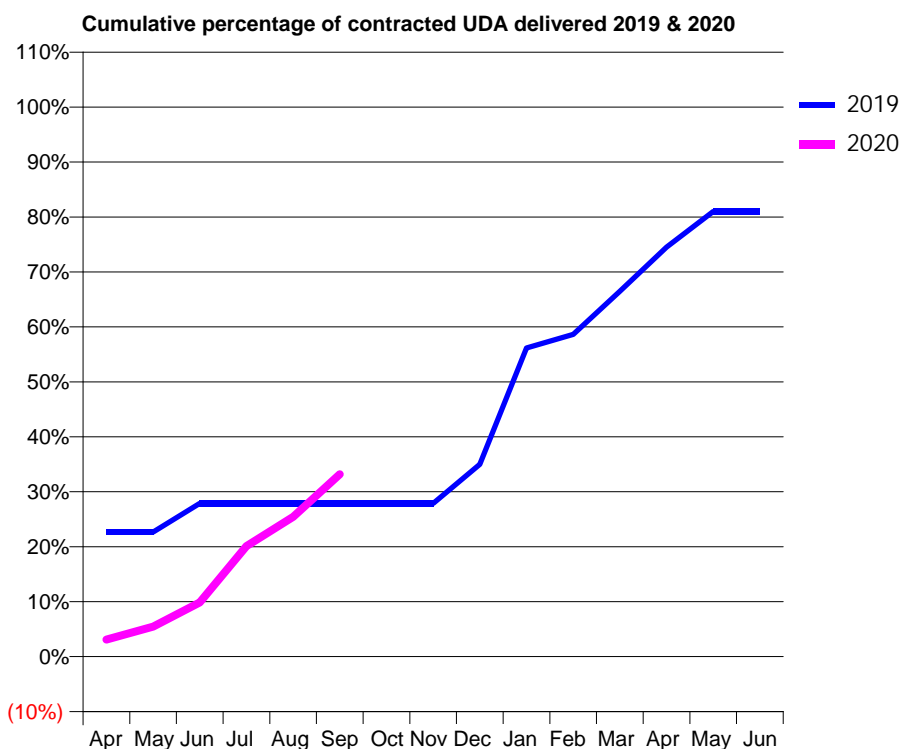
19/20 Contracted general activity (UDA)	4,660
Carry forward general activity (UDA)	0
19/20 Contracted orthodontic activity (UOA)	0
Carry forward orthodontic activity (UOA)	0
Baseline contract value	£113,974.25

### ACCESS\*

Patients seen in 24 months	Total	Change since previous quarter
Quarter ending September 2018	812	
Quarter ending December 2018	922	↑
Quarter ending March 2019	959	↑
Quarter ending June 2019	985	↑
Quarter ending September 2019	1,019	↑
<b>Variance since September 2018</b>	<b>25.5%</b>	<b>↑</b>



### ACTIVITY



Month	Adjusted Scheduled Activity (UDA)	
	2019	2020
April	1,057	145
May	1,057	255
June	1,300	460
July	1,300	937
August	1,300	1,185
September	1,300	1,547
October	1,300	
November	1,300	
December	1,631	
January	2,617	
February	2,732	
March	3,098	
April	3,472	
May	3,774	
June	3,774	

### QUALITY

	Quantity	Base Number	Contract	AT	Region	England
% of FP17s for the same patient ID Re-attending within 3 months - Children	44	253	17.4%	9.9%	11.3%	11.5%
% of FP17s for the same patient ID Re-attending within 3 months - Adults	173	618	28.0%	14.4%	14.7%	15.4%
% of FP17s for the same patient ID Re-attending between 3 & 9 months - Children	115	253	45.5%	53.5%	60.8%	59.7%
% of FP17s for the same patient ID Re-attending between 3 & 9 months - Adults	280	618	45.3%	48.5%	52.8%	51.7%
% of FP17s for Band 1 Urgent Courses	73	619	11.8%	8.3%	8.2%	9.2%
% of FP17s Relating to Free Repair or Replacements	3	619	0.5%	0.7%	0.7%	0.7%
% of FP17s Relating to Continuations	37	619	6.0%	0.7%	0.8%	0.8%
% of Patients satisfied with the dentistry they have received	0	0	N/A	92.9%	93.2%	93.5%
% of Patients satisfied with the time they had to wait for an appointment	0	0	N/A	91.6%	88.5%	87.4%

\* This is based on patients treated on this contract for their most recent course of treatment. Figures in italics indicate the base number of FP17s or Patient Questionnaire responses are less than 100. N/A is shown where the base number of responses is less than 10 during the period. % is calculated as Quantity/Base number\*100

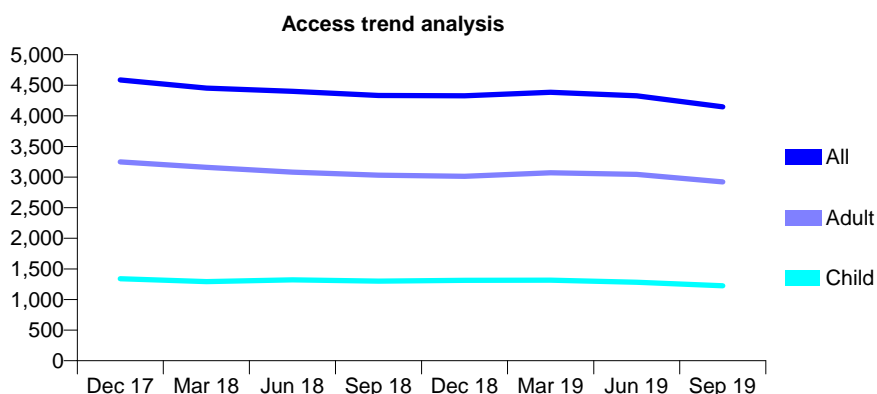
## Q54 - Vital Signs At a Glance Contract Report for 769827/0001 - September 2019

Name or company name	MR A HUSSAIN
Contract type name	GDS Contract
Purpose of contract	General
Contract start date	01/04/2006
Contract end date	

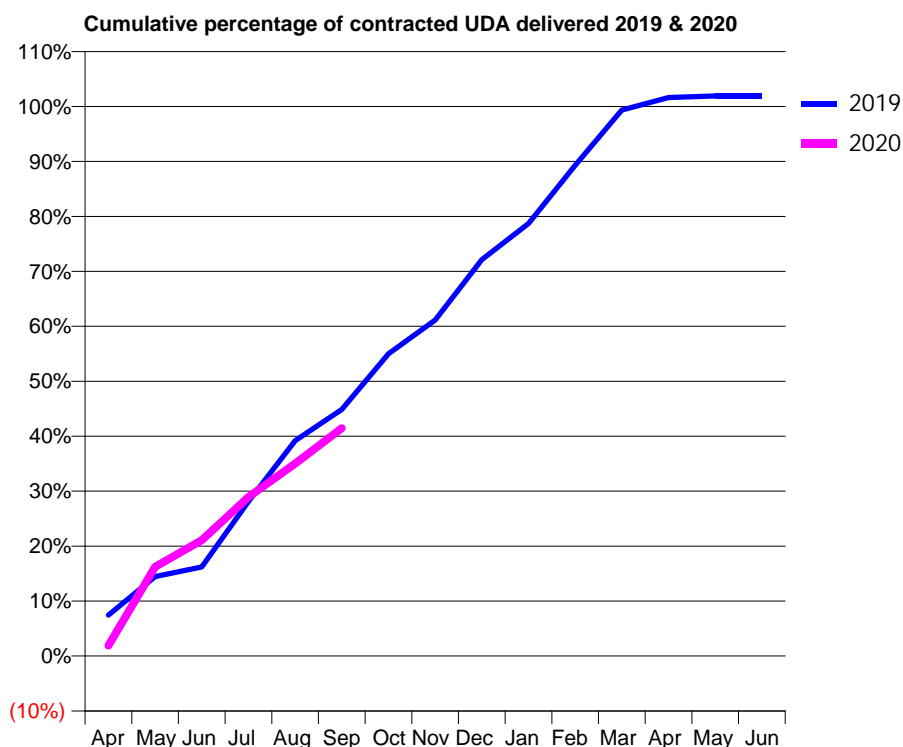
19/20 Contracted general activity (UDA)	10,369
Carry forward general activity (UDA)	-197
19/20 Contracted orthodontic activity (UOA)	0
Carry forward orthodontic activity (UOA)	0
Baseline contract value	£261,369.03

### ACCESS\*

Patients seen in 24 months	Total	Change since previous quarter
Quarter ending September 2018	4,333	
Quarter ending December 2018	4,327	→
Quarter ending March 2019	4,387	→
Quarter ending June 2019	4,328	↓
Quarter ending September 2019	4,146	↓
<b>Variance since September 2018</b>	<b>(4.3%)</b>	<b>↓</b>



### ACTIVITY



Month	Adjusted Scheduled Activity (UDA)	
	2019	2020
April	771	197
May	1,501	1,685
June	1,682	2,184
July	2,916	3,001
August	4,062	3,632
September	4,652	4,299
October	5,704	
November	6,339	
December	7,480	
January	8,161	
February	9,262	
March	10,300	
April	10,537	
May	10,568	
June	10,567	

### QUALITY

	Quantity	Base Number	Contract	AT	Region	England
% of FP17s for the same patient ID Re-attending within 3 months - Children	40	591	6.8%	9.9%	11.3%	11.5%
% of FP17s for the same patient ID Re-attending within 3 months - Adults	244	1,436	17.0%	14.4%	14.7%	15.4%
% of FP17s for the same patient ID Re-attending between 3 & 9 months - Children	237	591	40.1%	53.5%	60.8%	59.7%
% of FP17s for the same patient ID Re-attending between 3 & 9 months - Adults	530	1,436	36.9%	48.5%	52.8%	51.7%
% of FP17s for Band 1 Urgent Courses	318	1,667	19.1%	8.3%	8.2%	9.2%
% of FP17s Relating to Free Repair or Replacements	67	1,667	4.0%	0.7%	0.7%	0.7%
% of FP17s Relating to Continuations	5	1,667	0.3%	0.7%	0.8%	0.8%
% of Patients satisfied with the dentistry they have received	3	3	N/A	92.9%	93.2%	93.5%
% of Patients satisfied with the time they had to wait for an appointment	3	3	N/A	91.6%	88.5%	87.4%

\* This is based on patients treated on this contract for their most recent course of treatment. Figures in italics indicate the base number of FP17s or Patient Questionnaire responses are less than 100. N/A is shown where the base number of responses is less than 10 during the period. % is calculated as Quantity/Base number\*100

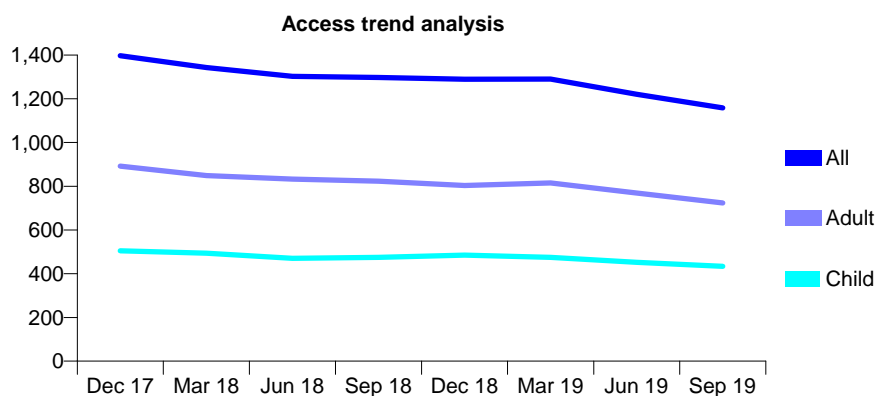
## Q54 - Vital Signs At a Glance Contract Report for 769827/0002 - September 2019

Name or company name	MR A HUSSAIN
Contract type name	GDS Contract
Purpose of contract	General
Contract start date	01/11/2010
Contract end date	

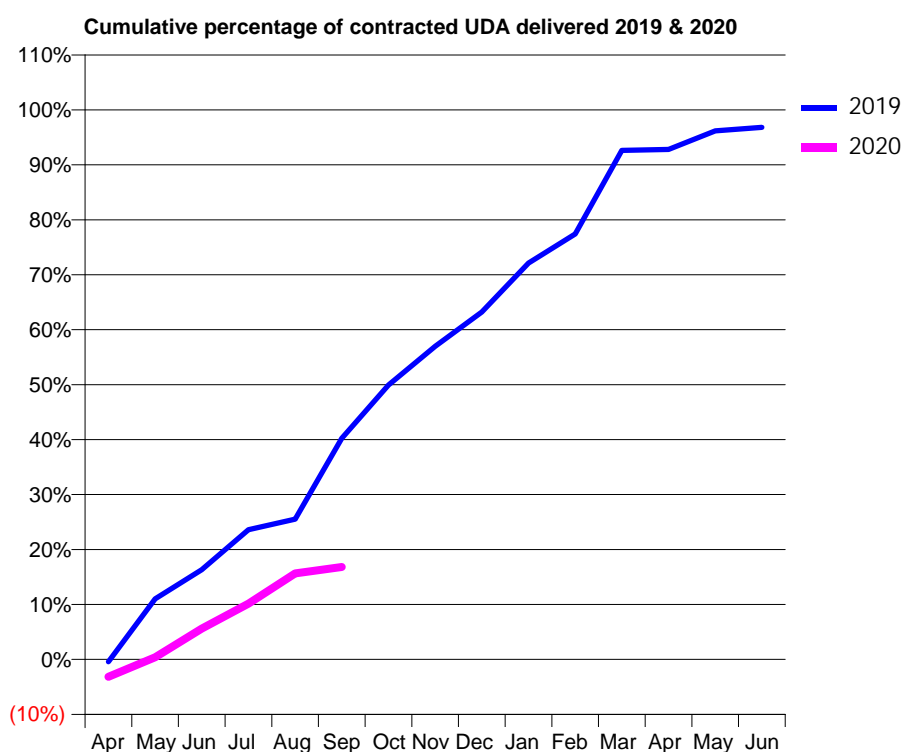
19/20 Contracted general activity (UDA)	3,564
Carry forward general activity (UDA)	113
19/20 Contracted orthodontic activity (UOA)	0
Carry forward orthodontic activity (UOA)	0
Baseline contract value	£94,298.87

### ACCESS\*

Patients seen in 24 months	Total	Change since previous quarter
Quarter ending September 2018	1,298	
Quarter ending December 2018	1,289	→
Quarter ending March 2019	1,290	→
Quarter ending June 2019	1,221	↓
Quarter ending September 2019	1,158	↓
<b>Variance since September 2018</b>	<b>(10.8%)</b>	<b>↓</b>



### ACTIVITY



Month	2019	2020
April	-16	-113
May	393	14
June	582	200
July	841	362
August	910	559
September	1,435	599
October	1,780	
November	2,031	
December	2,253	
January	2,571	
February	2,759	
March	3,300	
April	3,308	
May	3,428	
June	3,451	

### QUALITY

	Quantity	Base Number	Contract	AT	Region	England
% of FP17s for the same patient ID Re-attending within 3 months - Children	12	150	8.0%	9.9%	11.3%	11.5%
% of FP17s for the same patient ID Re-attending within 3 months - Adults	27	213	12.7%	14.4%	14.7%	15.4%
% of FP17s for the same patient ID Re-attending between 3 & 9 months - Children	44	150	29.3%	53.5%	60.8%	59.7%
% of FP17s for the same patient ID Re-attending between 3 & 9 months - Adults	69	213	32.4%	48.5%	52.8%	51.7%
% of FP17s for Band 1 Urgent Courses	27	313	8.6%	8.3%	8.2%	9.2%
% of FP17s Relating to Free Repair or Replacements	12	313	3.8%	0.7%	0.7%	0.7%
% of FP17s Relating to Continuations	1	313	0.3%	0.7%	0.8%	0.8%
% of Patients satisfied with the dentistry they have received	0	0	N/A	92.9%	93.2%	93.5%
% of Patients satisfied with the time they had to wait for an appointment	0	0	N/A	91.6%	88.5%	87.4%

\* This is based on patients treated on this contract for their most recent course of treatment. Figures in italics indicate the base number of FP17s or Patient Questionnaire responses are less than 100. N/A is shown where the base number of responses is less than 10 during the period. % is calculated as Quantity/Base number\*100

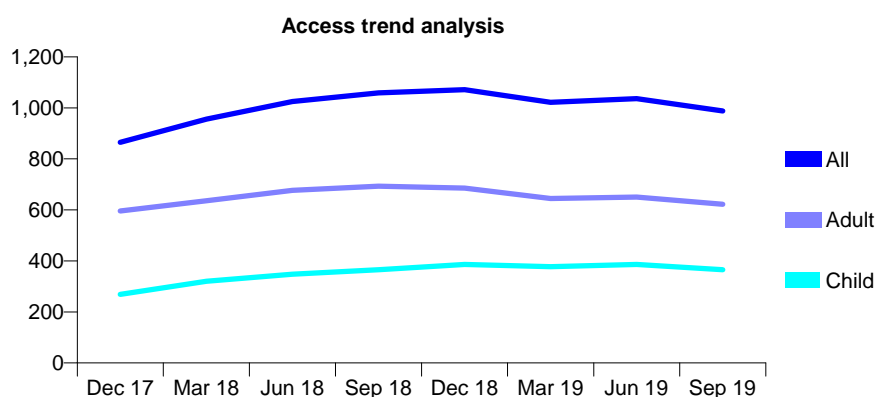
## Q54 - Vital Signs At a Glance Contract Report for 769827/0003 - September 2019

Name or company name	MR A HUSSAIN
Contract type name	GDS Contract
Purpose of contract	General
Contract start date	09/11/2012
Contract end date	

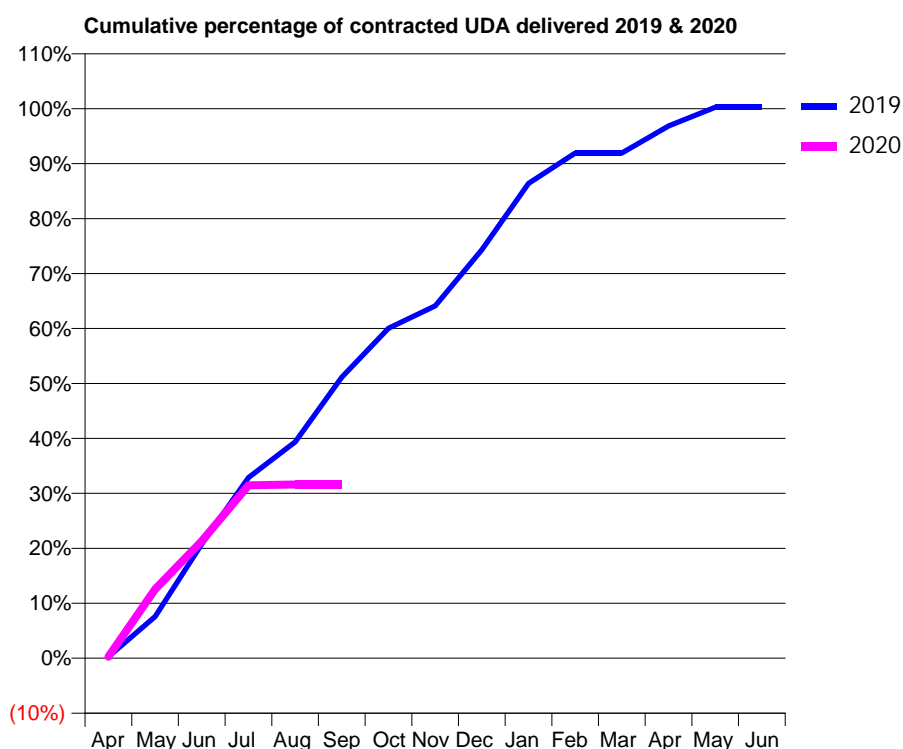
19/20 Contracted general activity (UDA)	2,224
Carry forward general activity (UDA)	-6
19/20 Contracted orthodontic activity (UOA)	0
Carry forward orthodontic activity (UOA)	0
Baseline contract value	£58,422.77

### ACCESS\*

Patients seen in 24 months	Total	Change since previous quarter
Quarter ending September 2018	1,059	
Quarter ending December 2018	1,071	→
Quarter ending March 2019	1,022	↓
Quarter ending June 2019	1,036	→
Quarter ending September 2019	988	↓
<b>Variance since September 2018</b>	<b>(6.7%)</b>	<b>↓</b>



### ACTIVITY



Month	2019	2020
April	6	6
May	169	280
June	462	474
July	731	700
August	876	703
September	1,137	703
October	1,335	
November	1,426	
December	1,653	
January	1,921	
February	2,044	
March	2,044	
April	2,154	
May	2,230	
June	2,230	

### QUALITY

	Quantity	Base Number	Contract	AT	Region	England
% of FP17s for the same patient ID Re-attending within 3 months - Children	2	162	1.2%	9.9%	11.3%	11.5%
% of FP17s for the same patient ID Re-attending within 3 months - Adults	8	209	3.8%	14.4%	14.7%	15.4%
% of FP17s for the same patient ID Re-attending between 3 & 9 months - Children	59	162	36.4%	53.5%	60.8%	59.7%
% of FP17s for the same patient ID Re-attending between 3 & 9 months - Adults	69	209	33.0%	48.5%	52.8%	51.7%
% of FP17s for Band 1 Urgent Courses	9	276	3.3%	8.3%	8.2%	9.2%
% of FP17s Relating to Free Repair or Replacements	0	276	0.0%	0.7%	0.7%	0.7%
% of FP17s Relating to Continuations	2	276	0.7%	0.7%	0.8%	0.8%
% of Patients satisfied with the dentistry they have received	1	1	N/A	92.9%	93.2%	93.5%
% of Patients satisfied with the time they had to wait for an appointment	1	1	N/A	91.6%	88.5%	87.4%

\* This is based on patients treated on this contract for their most recent course of treatment.

Figures in italics indicate the base number of FP17s or Patient Questionnaire responses are less than 100. N/A is shown where the base number of responses is less than 10 during the period. % is calculated as Quantity/Base number\*100

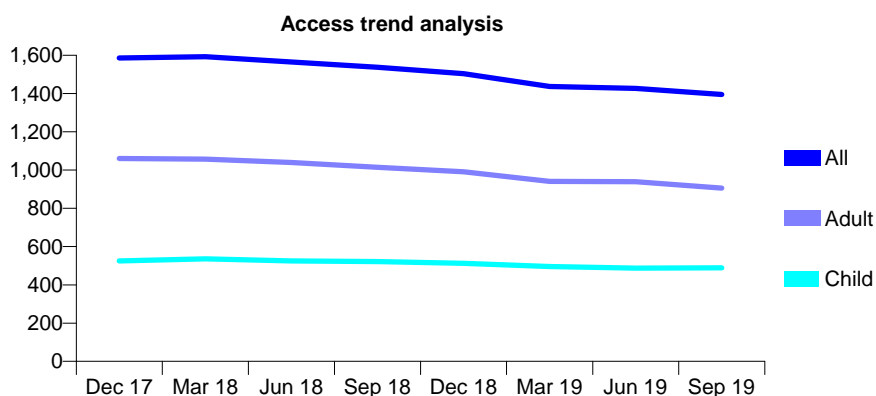
## Q54 - Vital Signs At a Glance Contract Report for 769967/0004 - September 2019

Name or company name	MR MA TAI
Contract type name	GDS Contract
Purpose of contract	General
Contract start date	01/04/2012
Contract end date	

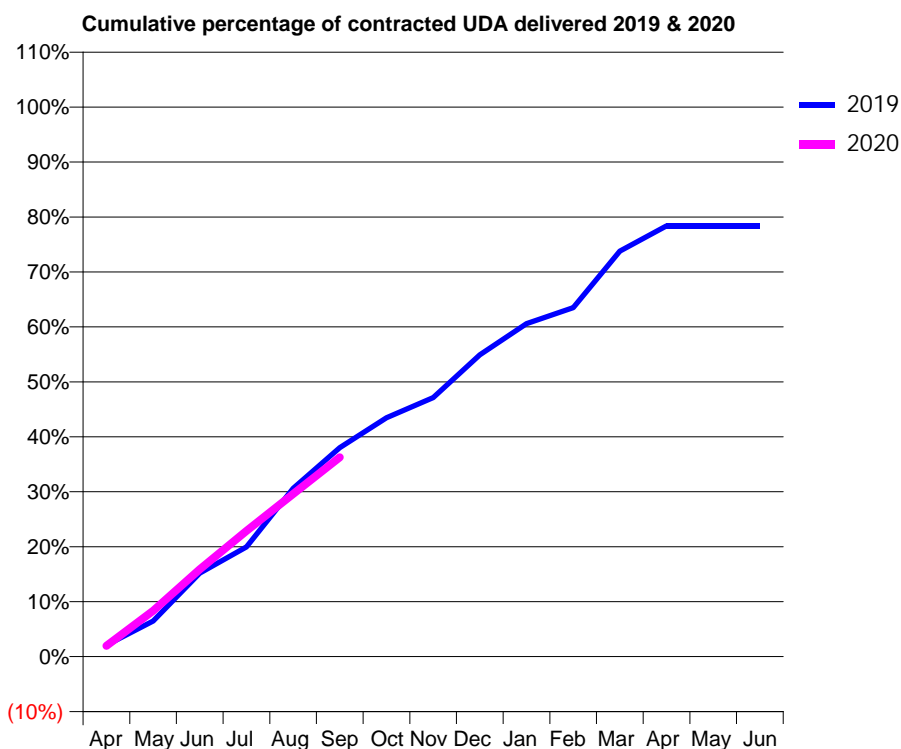
19/20 Contracted general activity (UDA)	4,402
Carry forward general activity (UDA)	0
19/20 Contracted orthodontic activity (UOA)	0
Carry forward orthodontic activity (UOA)	0
Baseline contract value	£119,609.27

### ACCESS\*

Patients seen in 24 months	Total	Change since previous quarter
Quarter ending September 2018	1,537	
Quarter ending December 2018	1,504	↓
Quarter ending March 2019	1,437	↓
Quarter ending June 2019	1,427	→
Quarter ending September 2019	1,395	↓
<b>Variance since September 2018</b>	<b>(9.2%)</b>	<b>↓</b>



### ACTIVITY



Month	Adjusted Scheduled Activity (UDA)	
	2019	2020
April	92	87
May	286	367
June	668	699
July	878	1,006
August	1,348	1,303
September	1,674	1,597
October	1,914	
November	2,075	
December	2,417	
January	2,666	
February	2,795	
March	3,248	
April	3,451	
May	3,451	
June	3,451	

### QUALITY

	Quantity	Base Number	Contract	AT	Region	England
% of FP17s for the same patient ID Re-attending within 3 months - Children	24	312	7.7%	9.9%	11.3%	11.5%
% of FP17s for the same patient ID Re-attending within 3 months - Adults	88	580	15.2%	14.4%	14.7%	15.4%
% of FP17s for the same patient ID Re-attending between 3 & 9 months - Children	148	312	47.4%	53.5%	60.8%	59.7%
% of FP17s for the same patient ID Re-attending between 3 & 9 months - Adults	307	580	52.9%	48.5%	52.8%	51.7%
% of FP17s for Band 1 Urgent Courses	63	813	7.7%	8.3%	8.2%	9.2%
% of FP17s Relating to Free Repair or Replacements	6	813	0.7%	0.7%	0.7%	0.7%
% of FP17s Relating to Continuations	9	813	1.1%	0.7%	0.8%	0.8%
% of Patients satisfied with the dentistry they have received	0	0	N/A	92.9%	93.2%	93.5%
% of Patients satisfied with the time they had to wait for an appointment	0	0	N/A	91.6%	88.5%	87.4%

\* This is based on patients treated on this contract for their most recent course of treatment. Figures in italics indicate the base number of FP17s or Patient Questionnaire responses are less than 100. N/A is shown where the base number of responses is less than 10 during the period. % is calculated as Quantity/Base number\*100

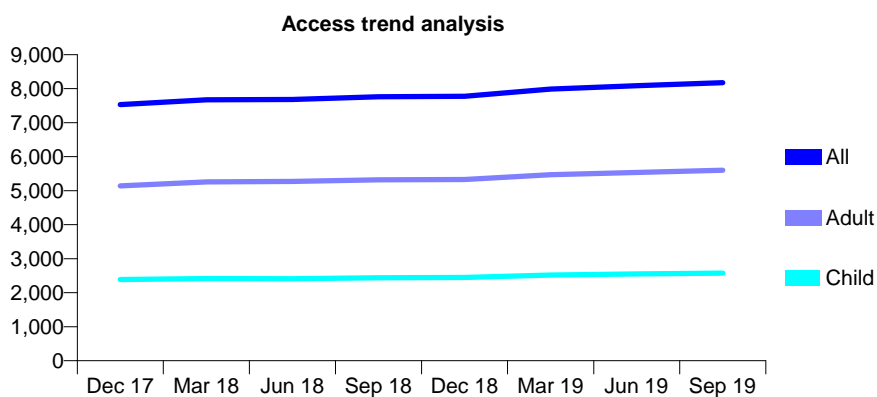
## Q54 - Vital Signs At a Glance Contract Report for 770728/0001 - September 2019

Name or company name	Mr TS Jheeta & Mrs MK Jheeta
Contract type name	GDS Contract
Purpose of contract	General
Contract start date	01/04/2006
Contract end date	

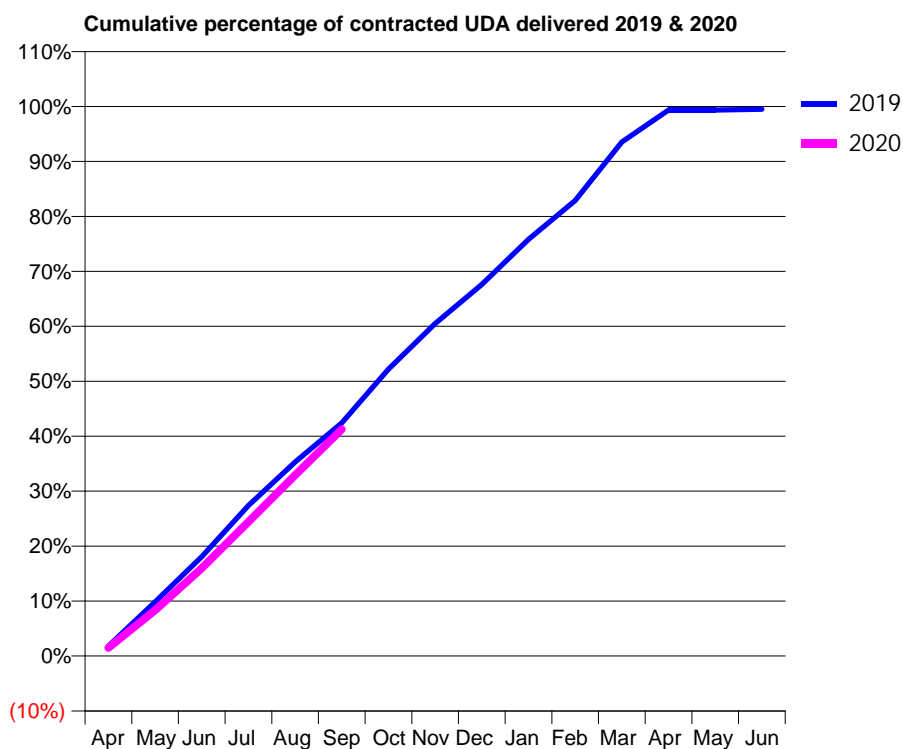
19/20 Contracted general activity (UDA)	20,291
Carry forward general activity (UDA)	100
19/20 Contracted orthodontic activity (UOA)	0
Carry forward orthodontic activity (UOA)	0
Baseline contract value	£584,831.59

### ACCESS\*

Patients seen in 24 months	Total	Change since previous quarter
Quarter ending September 2018	7,762	
Quarter ending December 2018	7,778	→
Quarter ending March 2019	7,990	↑
Quarter ending June 2019	8,090	→
Quarter ending September 2019	8,180	→
<b>Variance since September 2018</b>	<b>5.4%</b>	<b>↑</b>



### ACTIVITY



Month	Adjusted Scheduled Activity (UDA)	
	2019	2020
April	370	307
May	2,002	1,694
June	3,665	3,242
July	5,558	4,955
August	7,168	6,682
September	8,610	8,369
October	10,593	
November	12,280	
December	13,714	
January	15,385	
February	16,823	
March	18,980	
April	20,162	
May	20,163	
June	20,191	

### QUALITY

	Quantity	Base Number	Contract	AT	Region	England
% of FP17s for the same patient ID Re-attending within 3 months - Children	135	1,962	6.9%	9.9%	11.3%	11.5%
% of FP17s for the same patient ID Re-attending within 3 months - Adults	381	3,634	10.5%	14.4%	14.7%	15.4%
% of FP17s for the same patient ID Re-attending between 3 & 9 months - Children	1,303	1,962	66.4%	53.5%	60.8%	59.7%
% of FP17s for the same patient ID Re-attending between 3 & 9 months - Adults	2,139	3,634	58.9%	48.5%	52.8%	51.7%
% of FP17s for Band 1 Urgent Courses	253	4,771	5.3%	8.3%	8.2%	9.2%
% of FP17s Relating to Free Repair or Replacements	50	4,771	1.0%	0.7%	0.7%	0.7%
% of FP17s Relating to Continuations	10	4,771	0.2%	0.7%	0.8%	0.8%
% of Patients satisfied with the dentistry they have received	3	3	N/A	92.9%	93.2%	93.5%
% of Patients satisfied with the time they had to wait for an appointment	3	3	N/A	91.6%	88.5%	87.4%

\* This is based on patients treated on this contract for their most recent course of treatment. Figures in italics indicate the base number of FP17s or Patient Questionnaire responses are less than 100. N/A is shown where the base number of responses is less than 10 during the period. % is calculated as Quantity/Base number\*100



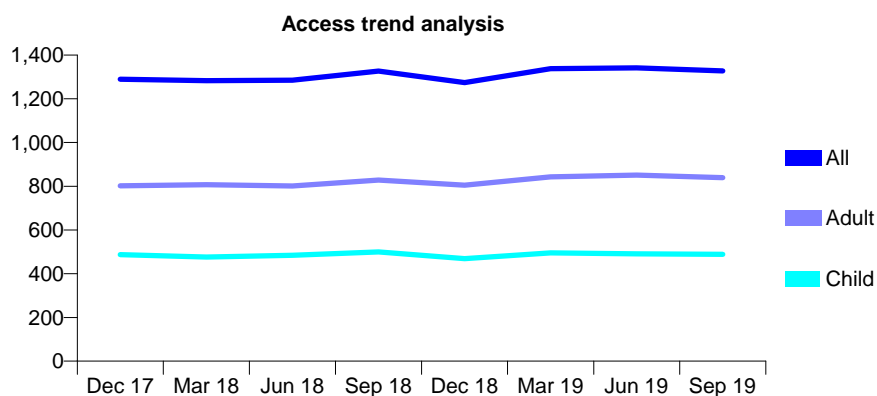
## Q54 - Vital Signs At a Glance Contract Report for 776432/0001 - September 2019

Name or company name	MRS AN ARSHAD
Contract type name	GDS Contract
Purpose of contract	General
Contract start date	01/04/2006
Contract end date	

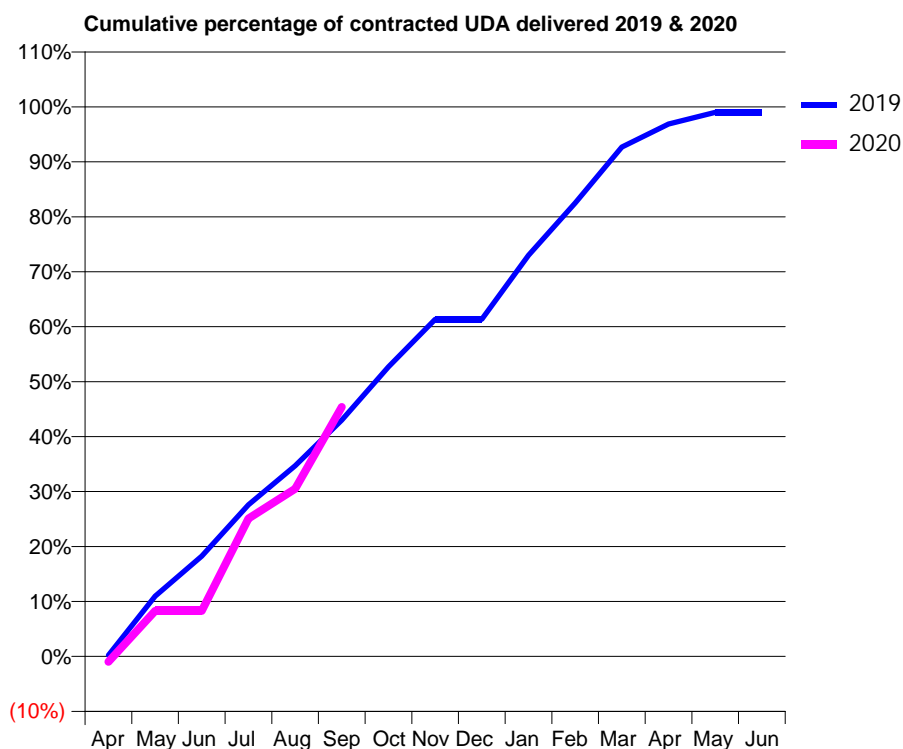
19/20 Contracted general activity (UDA)	3,806
Carry forward general activity (UDA)	38
19/20 Contracted orthodontic activity (UOA)	0
Carry forward orthodontic activity (UOA)	0
Baseline contract value	£96,882.02

### ACCESS\*

Patients seen in 24 months	Total	Change since previous quarter
Quarter ending September 2018	1,327	
Quarter ending December 2018	1,274	↓
Quarter ending March 2019	1,338	↑
Quarter ending June 2019	1,342	→
Quarter ending September 2019	1,328	↓
<b>Variance since September 2018</b>	<b>0.1%</b>	<b>→</b>



### ACTIVITY



Month	2019	2020
April	9	-38
May	418	315
June	695	315
July	1,051	955
August	1,320	1,162
September	1,636	1,728
October	2,006	
November	2,335	
December	2,335	
January	2,778	
February	3,140	
March	3,528	
April	3,687	
May	3,768	
June	3,768	

### QUALITY

	Quantity	Base Number	Contract	AT	Region	England
% of FP17s for the same patient ID Re-attending within 3 months - Children	29	414	7.0%	9.9%	11.3%	11.5%
% of FP17s for the same patient ID Re-attending within 3 months - Adults	50	550	9.1%	14.4%	14.7%	15.4%
% of FP17s for the same patient ID Re-attending between 3 & 9 months - Children	264	414	63.8%	53.5%	60.8%	59.7%
% of FP17s for the same patient ID Re-attending between 3 & 9 months - Adults	341	550	62.0%	48.5%	52.8%	51.7%
% of FP17s for Band 1 Urgent Courses	49	869	5.6%	8.3%	8.2%	9.2%
% of FP17s Relating to Free Repair or Replacements	0	869	0.0%	0.7%	0.7%	0.7%
% of FP17s Relating to Continuations	10	869	1.2%	0.7%	0.8%	0.8%
% of Patients satisfied with the dentistry they have received	0	0	N/A	92.9%	93.2%	93.5%
% of Patients satisfied with the time they had to wait for an appointment	0	0	N/A	91.6%	88.5%	87.4%

\* This is based on patients treated on this contract for their most recent course of treatment. Figures in italics indicate the base number of FP17s or Patient Questionnaire responses are less than 100. N/A is shown where the base number of responses is less than 10 during the period. % is calculated as Quantity/Base number\*100

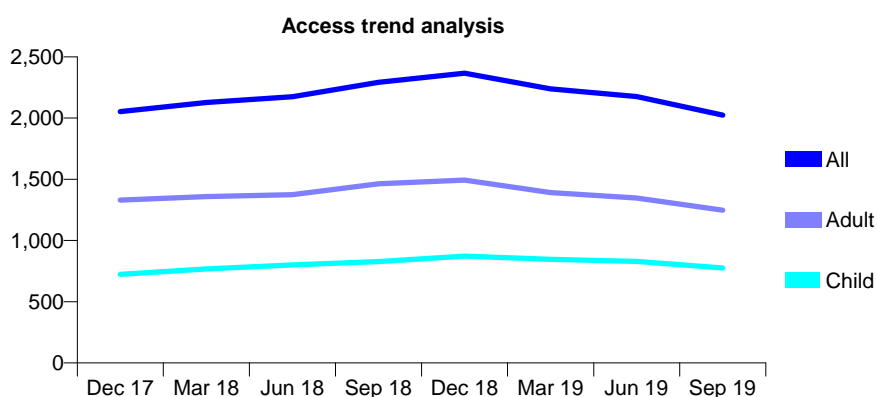
## Q54 - Vital Signs At a Glance Contract Report for 786837/0003 - September 2019

Name or company name	Queenshead Dental Surgery
Contract type name	GDS Contract
Purpose of contract	General
Contract start date	01/10/2014
Contract end date	

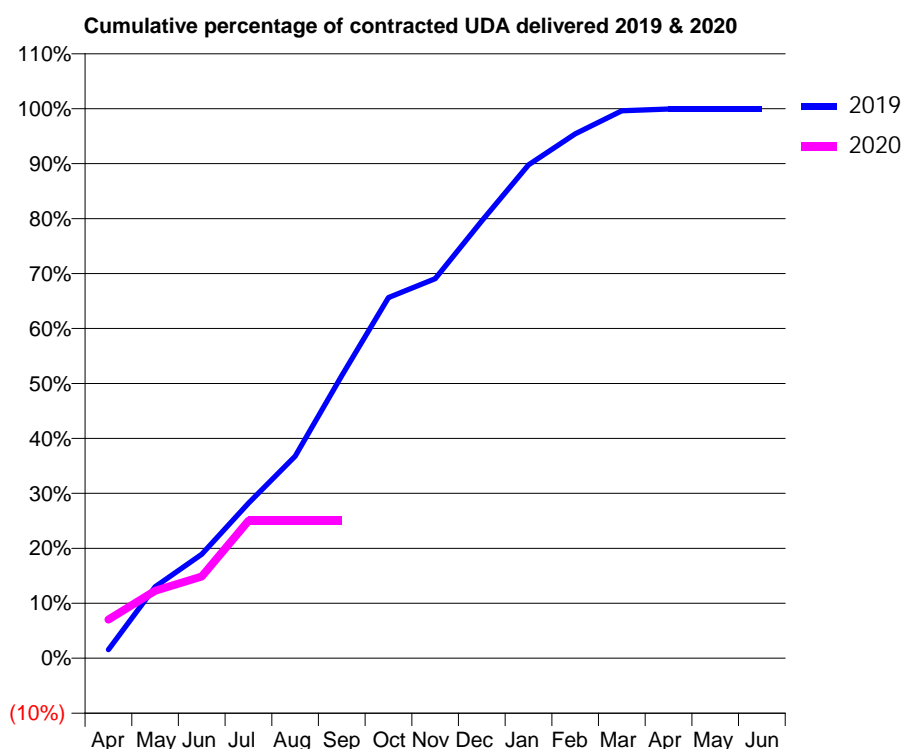
19/20 Contracted general activity (UDA)	7,265
Carry forward general activity (UDA)	3
19/20 Contracted orthodontic activity (UOA)	0
Carry forward orthodontic activity (UOA)	0
Baseline contract value	£188,717.77

### ACCESS\*

Patients seen in 24 months	Total	Change since previous quarter
Quarter ending September 2018	2,292	
Quarter ending December 2018	2,367	↑
Quarter ending March 2019	2,239	↓
Quarter ending June 2019	2,176	↓
Quarter ending September 2019	2,024	↓
<b>Variance since September 2018</b>	<b>(11.7%)</b>	<b>↓</b>



### ACTIVITY



Adjusted Scheduled Activity (UDA)		
Month	2019	2020
April	113	512
May	946	891
June	1,375	1,080
July	2,049	1,817
August	2,671	1,817
September	3,735	1,817
October	4,768	
November	5,016	
December	5,781	
January	6,523	
February	6,934	
March	7,236	
April	7,261	
May	7,261	
June	7,261	

### QUALITY

	Quantity	Base Number	Contract	AT	Region	England
% of FP17s for the same patient ID Re-attending within 3 months - Children	22	231	9.5%	9.9%	11.3%	11.5%
% of FP17s for the same patient ID Re-attending within 3 months - Adults	77	320	24.1%	14.4%	14.7%	15.4%
% of FP17s for the same patient ID Re-attending between 3 & 9 months - Children	95	231	41.1%	53.5%	60.8%	59.7%
% of FP17s for the same patient ID Re-attending between 3 & 9 months - Adults	100	320	31.3%	48.5%	52.8%	51.7%
% of FP17s for Band 1 Urgent Courses	80	548	14.6%	8.3%	8.2%	9.2%
% of FP17s Relating to Free Repair or Replacements	10	548	1.8%	0.7%	0.7%	0.7%
% of FP17s Relating to Continuations	5	548	0.9%	0.7%	0.8%	0.8%
% of Patients satisfied with the dentistry they have received	0	0	N/A	92.9%	93.2%	93.5%
% of Patients satisfied with the time they had to wait for an appointment	0	0	N/A	91.6%	88.5%	87.4%

\* This is based on patients treated on this contract for their most recent course of treatment.

Figures in italics indicate the base number of FP17s or Patient Questionnaire responses are less than 100. N/A is shown where the base number of responses is less than 10 during the period. % is calculated as Quantity/Base number\*100

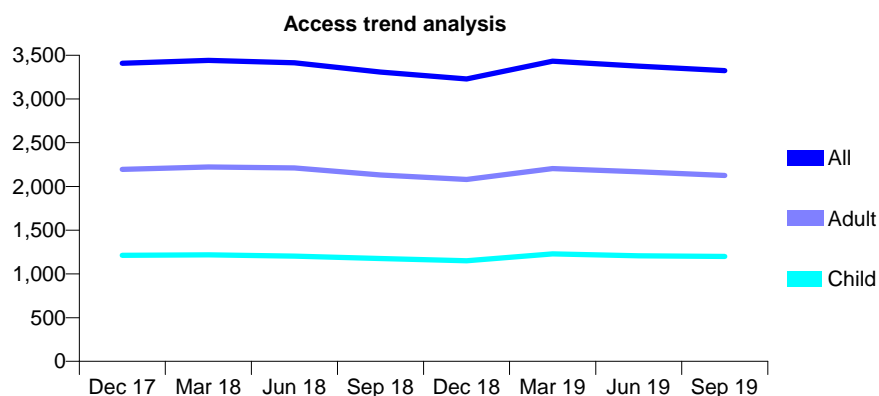
## Q54 - Vital Signs At a Glance Contract Report for 804274/0001 - September 2019

Name or company name	MR MC REECE
Contract type name	GDS Contract
Purpose of contract	General
Contract start date	01/04/2006
Contract end date	

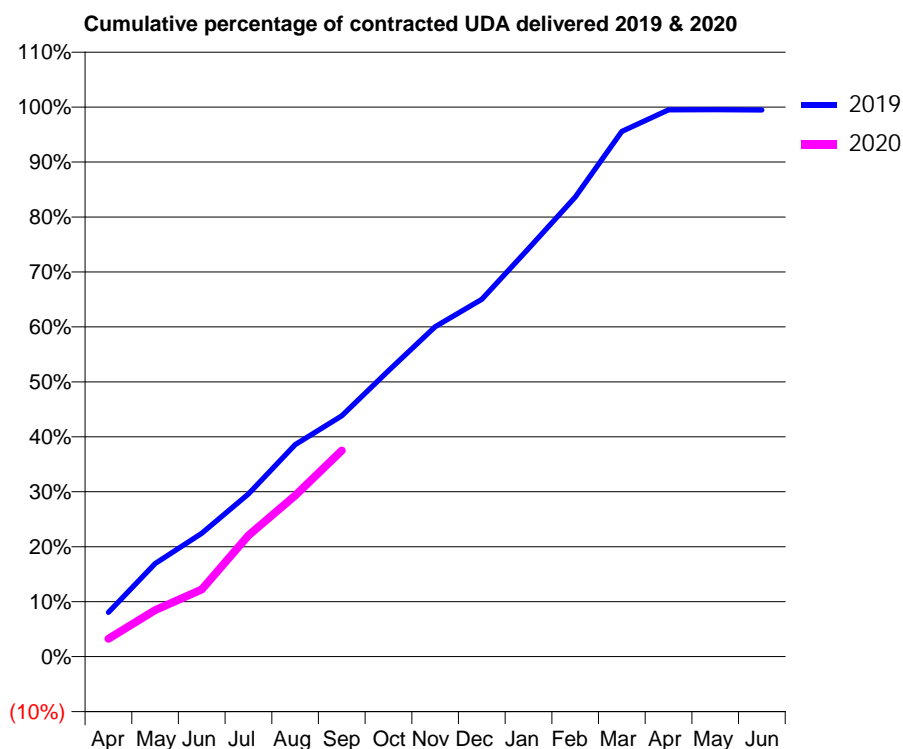
19/20 Contracted general activity (UDA)	8,745
Carry forward general activity (UDA)	47
19/20 Contracted orthodontic activity (UOA)	0
Carry forward orthodontic activity (UOA)	0
Baseline contract value	£195,087.39

### ACCESS\*

Patients seen in 24 months	Total	Change since previous quarter
Quarter ending September 2018	3,307	
Quarter ending December 2018	3,230	↓
Quarter ending March 2019	3,432	↑
Quarter ending June 2019	3,375	↓
Quarter ending September 2019	3,324	↓
<b>Variance since September 2018</b>	<b>0.5%</b>	→



### ACTIVITY



Month	Adjusted Scheduled Activity (UDA)	
	2019	2020
April	706	286
May	1,481	740
June	1,962	1,069
July	2,589	1,930
August	3,372	2,563
September	3,832	3,281
October	4,548	
November	5,250	
December	5,687	
January	6,493	
February	7,311	
March	8,355	
April	8,699	
May	8,703	
June	8,697	

### QUALITY

	Quantity	Base Number	Contract	AT	Region	England
% of FP17s for the same patient ID Re-attending within 3 months - Children	37	868	4.3%	9.9%	11.3%	11.5%
% of FP17s for the same patient ID Re-attending within 3 months - Adults	149	1,480	10.1%	14.4%	14.7%	15.4%
% of FP17s for the same patient ID Re-attending between 3 & 9 months - Children	648	868	74.7%	53.5%	60.8%	59.7%
% of FP17s for the same patient ID Re-attending between 3 & 9 months - Adults	1,066	1,480	72.0%	48.5%	52.8%	51.7%
% of FP17s for Band 1 Urgent Courses	88	2,186	4.0%	8.3%	8.2%	9.2%
% of FP17s Relating to Free Repair or Replacements	12	2,186	0.5%	0.7%	0.7%	0.7%
% of FP17s Relating to Continuations	5	2,186	0.2%	0.7%	0.8%	0.8%
% of Patients satisfied with the dentistry they have received	0	0	N/A	92.9%	93.2%	93.5%
% of Patients satisfied with the time they had to wait for an appointment	0	0	N/A	91.6%	88.5%	87.4%

\* This is based on patients treated on this contract for their most recent course of treatment. Figures in italics indicate the base number of FP17s or Patient Questionnaire responses are less than 100. N/A is shown where the base number of responses is less than 10 during the period. % is calculated as Quantity/Base number\*100

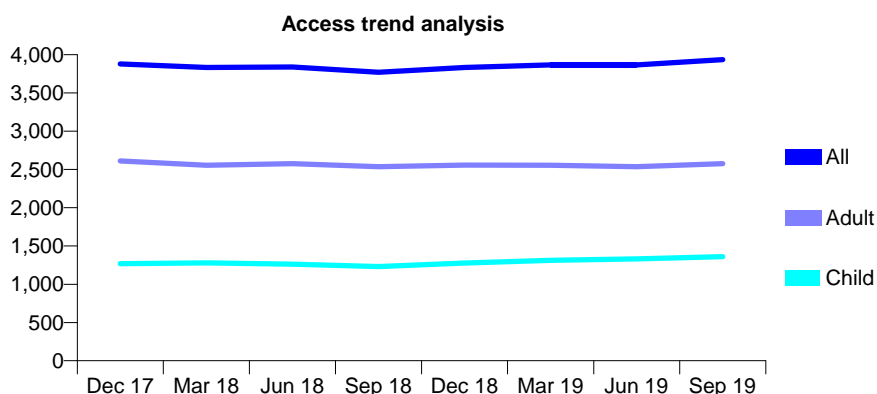
## Q54 - Vital Signs At a Glance Contract Report for 804886/0001 - September 2019

Name or company name	Heathfield Dental Surgery
Contract type name	GDS Contract
Purpose of contract	General
Contract start date	01/04/2006
Contract end date	

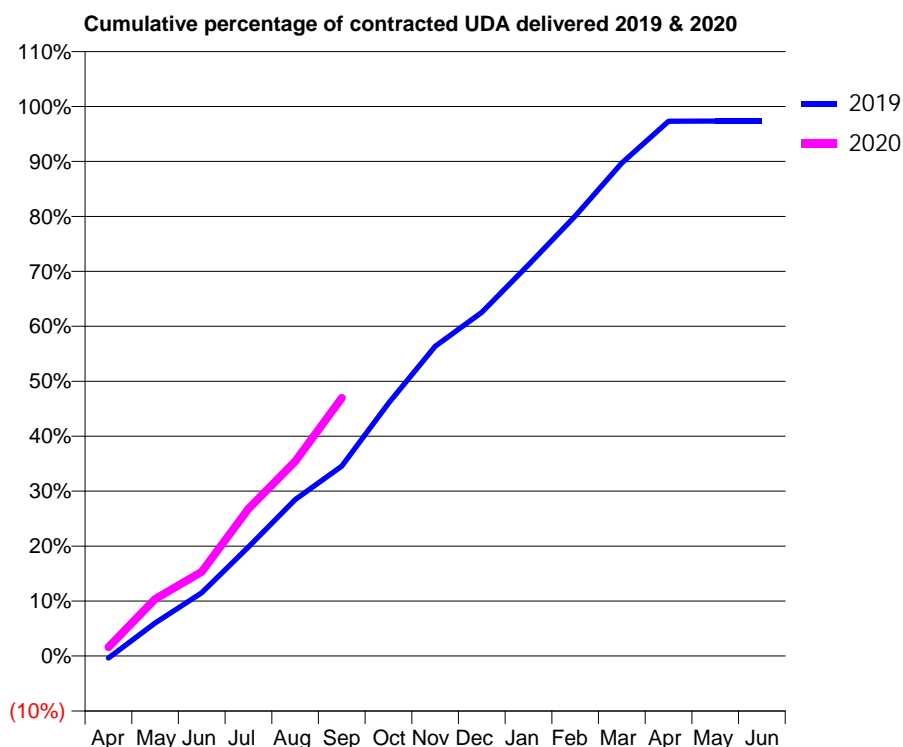
19/20 Contracted general activity (UDA)	11,696
Carry forward general activity (UDA)	310
19/20 Contracted orthodontic activity (UOA)	0
Carry forward orthodontic activity (UOA)	0
Baseline contract value	£329,053.09

### ACCESS\*

Patients seen in 24 months	Total	Change since previous quarter
Quarter ending September 2018	3,769	
Quarter ending December 2018	3,834	→
Quarter ending March 2019	3,866	→
Quarter ending June 2019	3,866	→
Quarter ending September 2019	3,935	→
<b>Variance since September 2018</b>	<b>4.4%</b>	<b>↑</b>



### ACTIVITY



Month	Adjusted Scheduled Activity (UDA)	
	2019	2020
April	-44	190
May	706	1,214
June	1,346	1,794
July	2,320	3,136
August	3,329	4,147
September	4,042	5,494
October	5,379	
November	6,593	
December	7,315	
January	8,327	
February	9,365	
March	10,490	
April	11,382	
May	11,386	
June	11,386	

### QUALITY

	Quantity	Base Number	Contract	AT	Region	England
% of FP17s for the same patient ID Re-attending within 3 months - Children	59	824	7.2%	9.9%	11.3%	11.5%
% of FP17s for the same patient ID Re-attending within 3 months - Adults	318	1,529	20.8%	14.4%	14.7%	15.4%
% of FP17s for the same patient ID Re-attending between 3 & 9 months - Children	335	824	40.7%	53.5%	60.8%	59.7%
% of FP17s for the same patient ID Re-attending between 3 & 9 months - Adults	555	1,529	36.3%	48.5%	52.8%	51.7%
% of FP17s for Band 1 Urgent Courses	179	1,913	9.4%	8.3%	8.2%	9.2%
% of FP17s Relating to Free Repair or Replacements	20	1,913	1.0%	0.7%	0.7%	0.7%
% of FP17s Relating to Continuations	22	1,913	1.2%	0.7%	0.8%	0.8%
% of Patients satisfied with the dentistry they have received	0	0	N/A	92.9%	93.2%	93.5%
% of Patients satisfied with the time they had to wait for an appointment	0	0	N/A	91.6%	88.5%	87.4%

\* This is based on patients treated on this contract for their most recent course of treatment. Figures in italics indicate the base number of FP17s or Patient Questionnaire responses are less than 100. N/A is shown where the base number of responses is less than 10 during the period. % is calculated as Quantity/Base number\*100

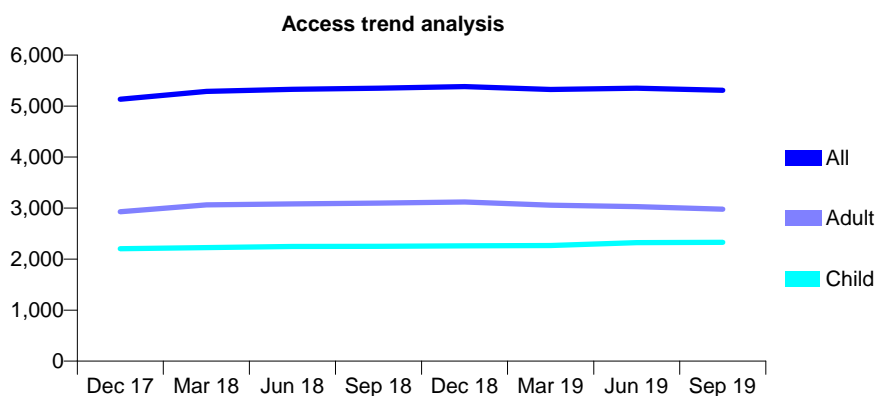
## Q54 - Vital Signs At a Glance Contract Report for 804886/0002 - September 2019

Name or company name	Neachells Dental Clinic
Contract type name	GDS Contract
Purpose of contract	General
Contract start date	01/04/2006
Contract end date	

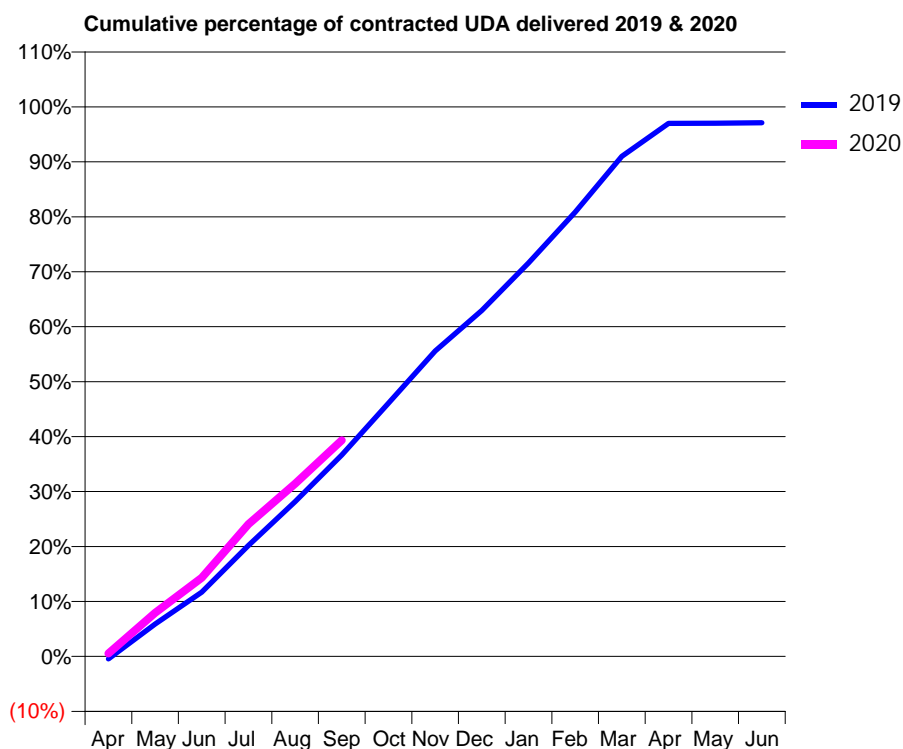
19/20 Contracted general activity (UDA)	18,497
Carry forward general activity (UDA)	534
19/20 Contracted orthodontic activity (UOA)	0
Carry forward orthodontic activity (UOA)	0
Baseline contract value	£489,044.47

### ACCESS\*

Patients seen in 24 months	Total	Change since previous quarter
Quarter ending September 2018	5,351	
Quarter ending December 2018	5,381	→
Quarter ending March 2019	5,323	↓
Quarter ending June 2019	5,351	→
Quarter ending September 2019	5,308	→
<b>Variance since September 2018</b>	<b>(0.8%)</b>	<b>→</b>



### ACTIVITY



Adjusted Scheduled Activity (UDA)		
Month	2019	2020
April	-87	101
May	1,091	1,470
June	2,164	2,647
July	3,737	4,456
August	5,212	5,817
September	6,781	7,273
October	8,527	
November	10,283	
December	11,647	
January	13,245	
February	14,961	
March	16,832	
April	17,939	
May	17,942	
June	17,963	

### QUALITY

	Quantity	Base Number	Contract	AT	Region	England
% of FP17s for the same patient ID Re-attending within 3 months - Children	60	1,451	4.1%	9.9%	11.3%	11.5%
% of FP17s for the same patient ID Re-attending within 3 months - Adults	215	1,546	13.9%	14.4%	14.7%	15.4%
% of FP17s for the same patient ID Re-attending between 3 & 9 months - Children	743	1,451	51.2%	53.5%	60.8%	59.7%
% of FP17s for the same patient ID Re-attending between 3 & 9 months - Adults	682	1,546	44.1%	48.5%	52.8%	51.7%
% of FP17s for Band 1 Urgent Courses	194	2,730	7.1%	8.3%	8.2%	9.2%
% of FP17s Relating to Free Repair or Replacements	13	2,730	0.5%	0.7%	0.7%	0.7%
% of FP17s Relating to Continuations	39	2,730	1.4%	0.7%	0.8%	0.8%
% of Patients satisfied with the dentistry they have received	0	0	N/A	92.9%	93.2%	93.5%
% of Patients satisfied with the time they had to wait for an appointment	0	0	N/A	91.6%	88.5%	87.4%

\* This is based on patients treated on this contract for their most recent course of treatment.

Figures in italics indicate the base number of FP17s or Patient Questionnaire responses are less than 100. N/A is shown where the base number of responses is less than 10 during the period. % is calculated as Quantity/Base number\*100

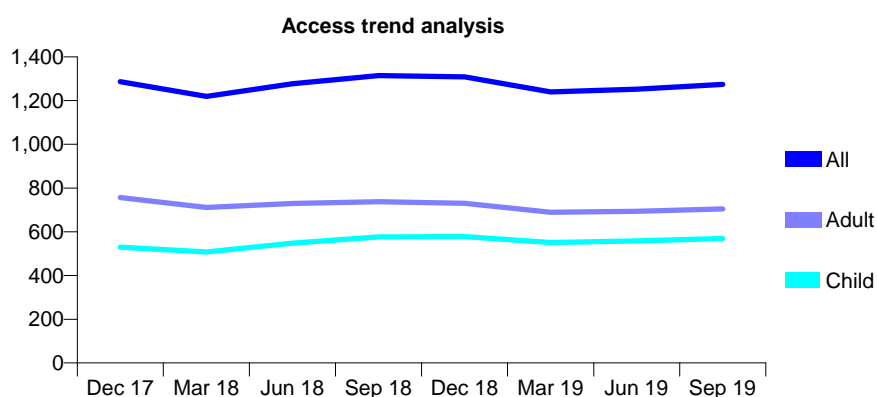
## Q54 - Vital Signs At a Glance Contract Report for 812714/0001 - September 2019

Name or company name	A Kotadia & A Kotadia
Contract type name	GDS Contract
Purpose of contract	General
Contract start date	01/04/2006
Contract end date	

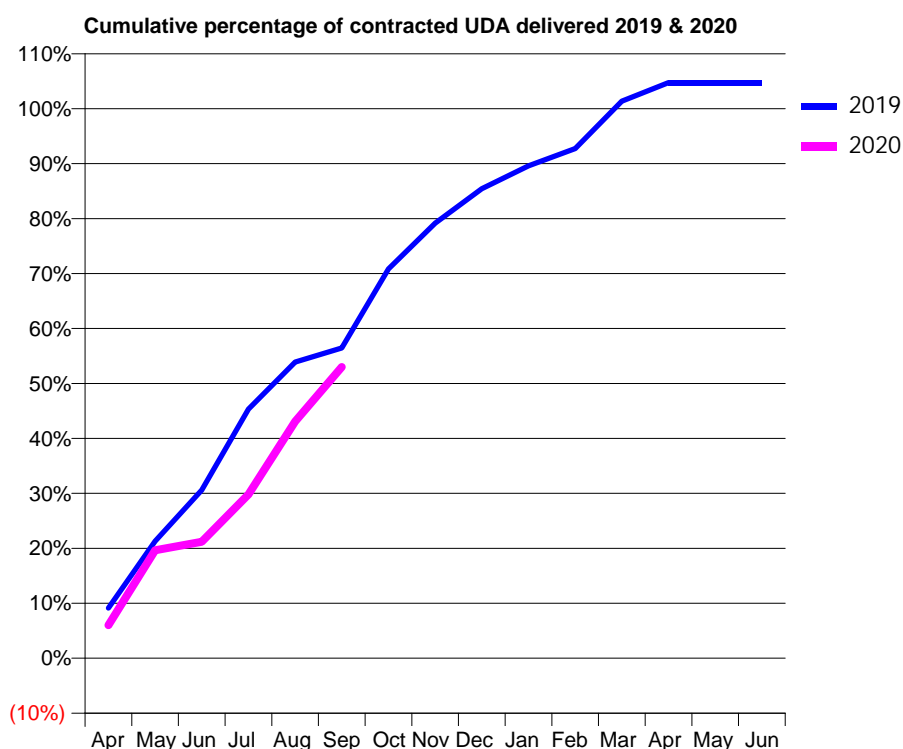
19/20 Contracted general activity (UDA)	2,151
Carry forward general activity (UDA)	-43
19/20 Contracted orthodontic activity (UOA)	0
Carry forward orthodontic activity (UOA)	0
Baseline contract value	£62,184.16

### ACCESS\*

Patients seen in 24 months	Total	Change since previous quarter
Quarter ending September 2018	1,314	
Quarter ending December 2018	1,308	→
Quarter ending March 2019	1,240	↓
Quarter ending June 2019	1,252	→
Quarter ending September 2019	1,274	→
<b>Variance since September 2018</b>	<b>(3.0%)</b>	<b>↓</b>



### ACTIVITY



Month	2019	2020
April	196	129
May	458	423
June	658	456
July	975	641
August	1,159	927
September	1,215	1,140
October	1,524	
November	1,703	
December	1,838	
January	1,927	
February	1,995	
March	2,180	
April	2,253	
May	2,253	
June	2,253	

### QUALITY

	Quantity	Base Number	Contract	AT	Region	England
% of FP17s for the same patient ID Re-attending within 3 months - Children	5	364	1.4%	9.9%	11.3%	11.5%
% of FP17s for the same patient ID Re-attending within 3 months - Adults	22	419	5.3%	14.4%	14.7%	15.4%
% of FP17s for the same patient ID Re-attending between 3 & 9 months - Children	136	364	37.4%	53.5%	60.8%	59.7%
% of FP17s for the same patient ID Re-attending between 3 & 9 months - Adults	157	419	37.5%	48.5%	52.8%	51.7%
% of FP17s for Band 1 Urgent Courses	23	732	3.1%	8.3%	8.2%	9.2%
% of FP17s Relating to Free Repair or Replacements	0	732	0.0%	0.7%	0.7%	0.7%
% of FP17s Relating to Continuations	4	732	0.5%	0.7%	0.8%	0.8%
% of Patients satisfied with the dentistry they have received	0	0	N/A	92.9%	93.2%	93.5%
% of Patients satisfied with the time they had to wait for an appointment	0	0	N/A	91.6%	88.5%	87.4%

\* This is based on patients treated on this contract for their most recent course of treatment.

Figures in italics indicate the base number of FP17s or Patient Questionnaire responses are less than 100. N/A is shown where the base number of responses is less than 10 during the period. % is calculated as Quantity/Base number\*100

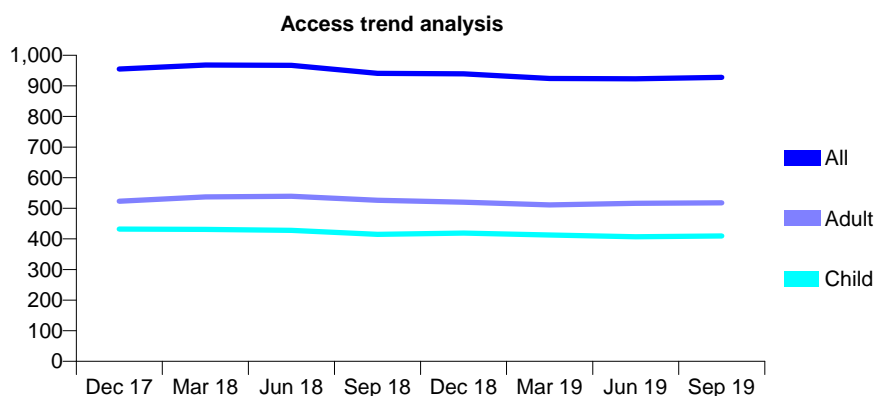
## Q54 - Vital Signs At a Glance Contract Report for 813575/0001 - September 2019

Name or company name	MR AJ LUCKHURST
Contract type name	GDS Contract
Purpose of contract	General
Contract start date	01/04/2006
Contract end date	

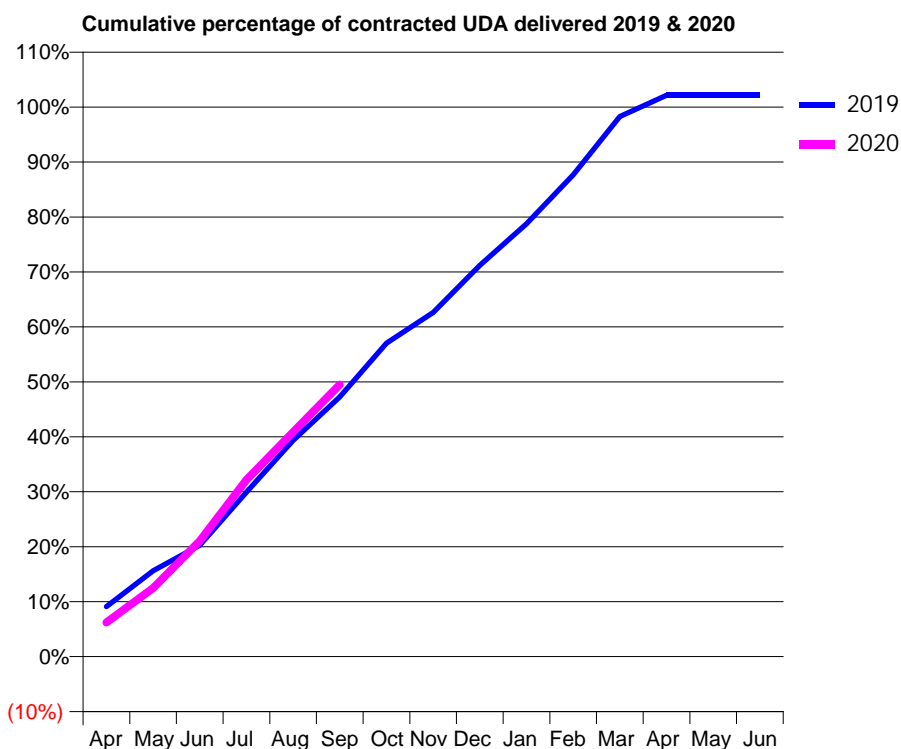
19/20 Contracted general activity (UDA)	2,298
Carry forward general activity (UDA)	-45
19/20 Contracted orthodontic activity (UOA)	0
Carry forward orthodontic activity (UOA)	0
Baseline contract value	£55,640.90

### ACCESS\*

Patients seen in 24 months	Total	Change since previous quarter
Quarter ending September 2018	941	
Quarter ending December 2018	939	→
Quarter ending March 2019	924	↓
Quarter ending June 2019	923	→
Quarter ending September 2019	928	→
<b>Variance since September 2018</b>	<b>(1.4%)</b>	<b>↓</b>



### ACTIVITY



Month	Adjusted Scheduled Activity (UDA)	
	2019	2020
April	210	143
May	359	287
June	465	484
July	688	739
August	905	939
September	1,086	1,137
October	1,311	
November	1,439	
December	1,636	
January	1,810	
February	2,015	
March	2,258	
April	2,347	
May	2,347	
June	2,347	

### QUALITY

	Quantity	Base Number	Contract	AT	Region	England
% of FP17s for the same patient ID Re-attending within 3 months - Children	22	320	6.9%	9.9%	11.3%	11.5%
% of FP17s for the same patient ID Re-attending within 3 months - Adults	58	332	17.5%	14.4%	14.7%	15.4%
% of FP17s for the same patient ID Re-attending between 3 & 9 months - Children	181	320	56.6%	53.5%	60.8%	59.7%
% of FP17s for the same patient ID Re-attending between 3 & 9 months - Adults	169	332	50.9%	48.5%	52.8%	51.7%
% of FP17s for Band 1 Urgent Courses	41	610	6.7%	8.3%	8.2%	9.2%
% of FP17s Relating to Free Repair or Replacements	1	610	0.2%	0.7%	0.7%	0.7%
% of FP17s Relating to Continuations	14	610	2.3%	0.7%	0.8%	0.8%
% of Patients satisfied with the dentistry they have received	0	0	N/A	92.9%	93.2%	93.5%
% of Patients satisfied with the time they had to wait for an appointment	0	0	N/A	91.6%	88.5%	87.4%

\* This is based on patients treated on this contract for their most recent course of treatment. Figures in italics indicate the base number of FP17s or Patient Questionnaire responses are less than 100. N/A is shown where the base number of responses is less than 10 during the period. % is calculated as Quantity/Base number\*100

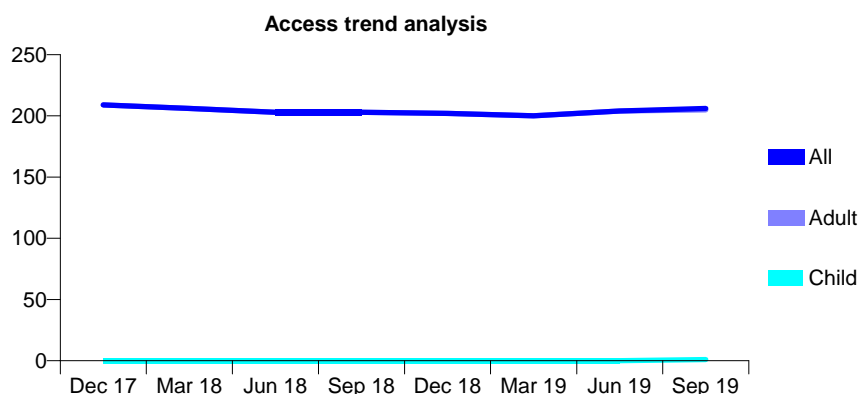
## Q54 - Vital Signs At a Glance Contract Report for 820822/0002 - September 2019

Name or company name	MR GJ ALLEN
Contract type name	GDS Contract
Purpose of contract	General
Contract start date	01/04/2006
Contract end date	

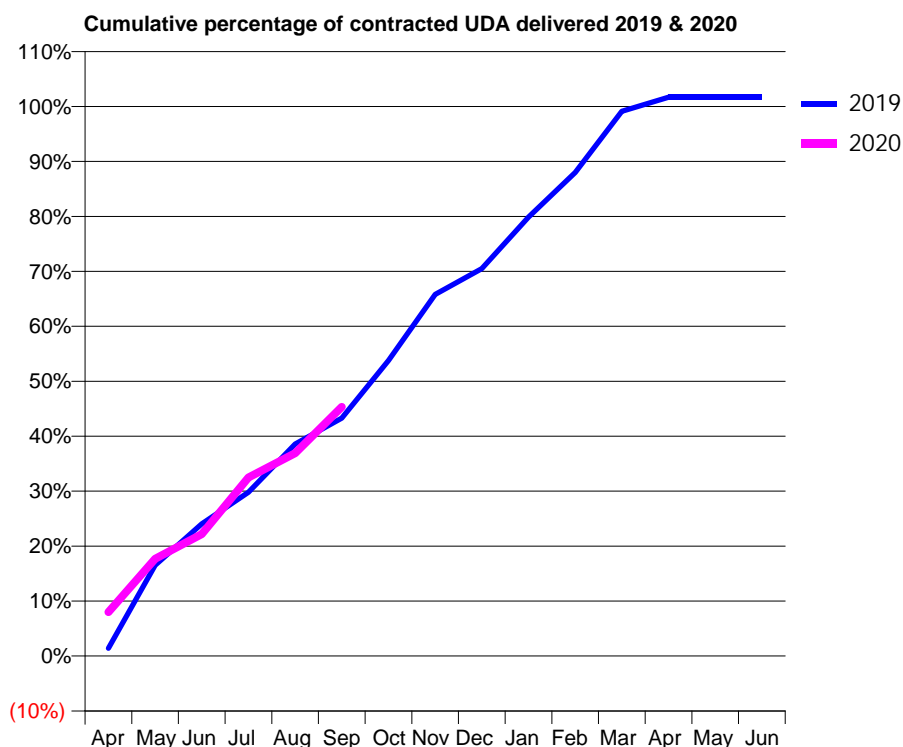
19/20 Contracted general activity (UDA)	700
Carry forward general activity (UDA)	-11
19/20 Contracted orthodontic activity (UOA)	0
Carry forward orthodontic activity (UOA)	0
Baseline contract value	£18,846.84

### ACCESS\*

Patients seen in 24 months	Total	Change since previous quarter
Quarter ending September 2018	203	
Quarter ending December 2018	202	→
Quarter ending March 2019	200	→
Quarter ending June 2019	204	↑
Quarter ending September 2019	206	→
<b>Variance since September 2018</b>	<b>1.5%</b>	<b>→</b>



### ACTIVITY



Month	Adjusted Scheduled Activity (UDA)	
	2019	2020
April	10	56
May	116	124
June	168	155
July	209	227
August	270	258
September	303	317
October	376	
November	461	
December	493	
January	559	
February	616	
March	694	
April	712	
May	712	
June	712	

### QUALITY

	Quantity	Base Number	Contract	AT	Region	England
% of FP17s for the same patient ID Re-attending within 3 months - Children	0	1	0.0%	9.9%	11.3%	11.5%
% of FP17s for the same patient ID Re-attending within 3 months - Adults	24	129	18.6%	14.4%	14.7%	15.4%
% of FP17s for the same patient ID Re-attending between 3 & 9 months - Children	0	1	0.0%	53.5%	60.8%	59.7%
% of FP17s for the same patient ID Re-attending between 3 & 9 months - Adults	60	129	46.5%	48.5%	52.8%	51.7%
% of FP17s for Band 1 Urgent Courses	12	120	10.0%	8.3%	8.2%	9.2%
% of FP17s Relating to Free Repair or Replacements	2	120	1.7%	0.7%	0.7%	0.7%
% of FP17s Relating to Continuations	3	120	2.5%	0.7%	0.8%	0.8%
% of Patients satisfied with the dentistry they have received	4	4	N/A	92.9%	93.2%	93.5%
% of Patients satisfied with the time they had to wait for an appointment	4	4	N/A	91.6%	88.5%	87.4%

\* This is based on patients treated on this contract for their most recent course of treatment. Figures in italics indicate the base number of FP17s or Patient Questionnaire responses are less than 100. N/A is shown where the base number of responses is less than 10 during the period. % is calculated as Quantity/Base number\*100



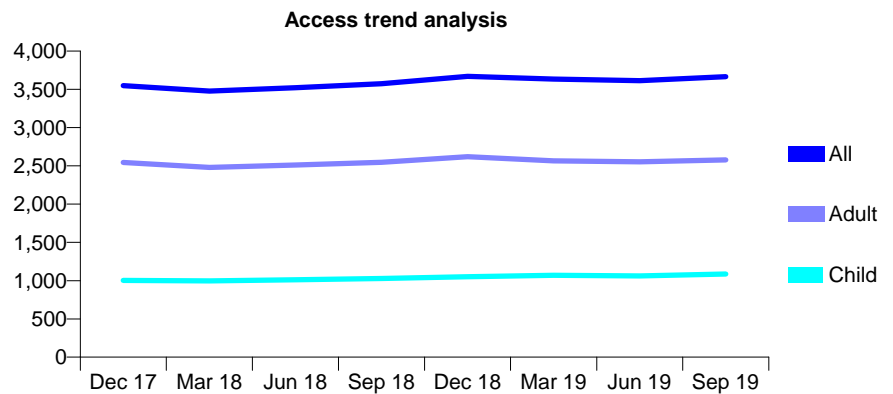
## Q54 - Vital Signs At a Glance Contract Report for 822205/0001 - September 2019

Name or company name	Henry Road Dental Practice
Contract type name	GDS Contract
Purpose of contract	General
Contract start date	01/04/2006
Contract end date	

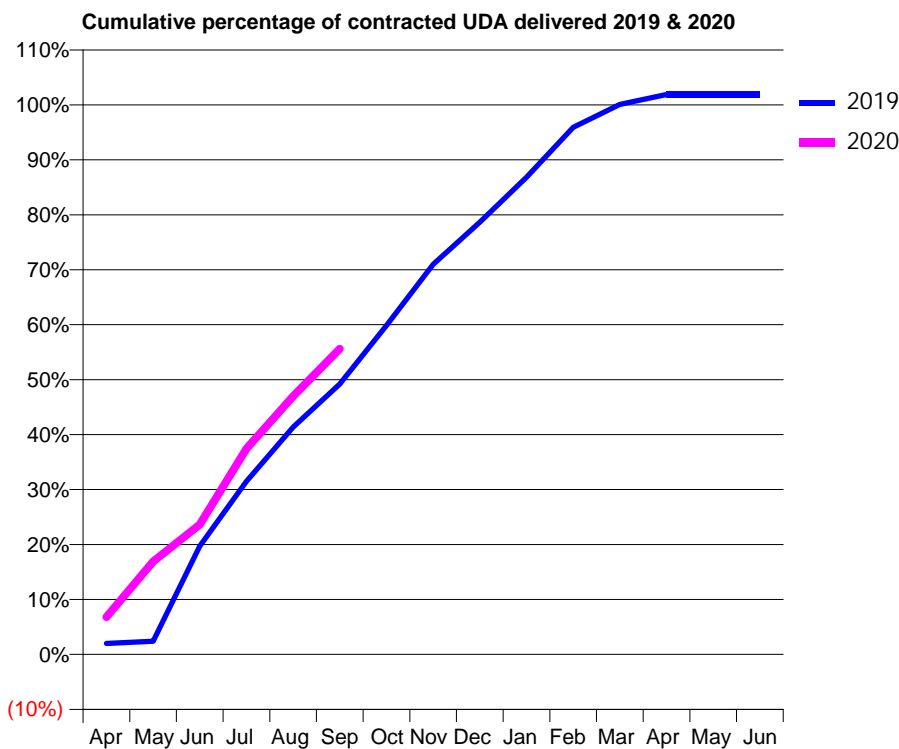
19/20 Contracted general activity (UDA)	12,097
Carry forward general activity (UDA)	-226
19/20 Contracted orthodontic activity (UOA)	0
Carry forward orthodontic activity (UOA)	0
Baseline contract value	£341,492.67

### ACCESS\*

Patients seen in 24 months	Total	Change since previous quarter
Quarter ending September 2018	3,574	
Quarter ending December 2018	3,670	↑
Quarter ending March 2019	3,634	→
Quarter ending June 2019	3,613	→
Quarter ending September 2019	3,665	→
<b>Variance since September 2018</b>	<b>2.5%</b>	<b>↑</b>



### ACTIVITY



Month	2019	2020
April	241	823
May	292	2,044
June	2,384	2,862
July	3,811	4,528
August	5,004	5,685
September	5,951	6,727
October	7,239	
November	8,587	
December	9,511	
January	10,506	
February	11,602	
March	12,105	
April	12,324	
May	12,324	
June	12,324	

### QUALITY

	Quantity	Base Number	Contract	AT	Region	England
% of FP17s for the same patient ID Re-attending within 3 months - Children	65	795	8.2%	9.9%	11.3%	11.5%
% of FP17s for the same patient ID Re-attending within 3 months - Adults	265	1,689	15.7%	14.4%	14.7%	15.4%
% of FP17s for the same patient ID Re-attending between 3 & 9 months - Children	375	795	47.2%	53.5%	60.8%	59.7%
% of FP17s for the same patient ID Re-attending between 3 & 9 months - Adults	735	1,689	43.5%	48.5%	52.8%	51.7%
% of FP17s for Band 1 Urgent Courses	204	2,363	8.6%	8.3%	8.2%	9.2%
% of FP17s Relating to Free Repair or Replacements	24	2,363	1.0%	0.7%	0.7%	0.7%
% of FP17s Relating to Continuations	13	2,363	0.6%	0.7%	0.8%	0.8%
% of Patients satisfied with the dentistry they have received	1	1	N/A	92.9%	93.2%	93.5%
% of Patients satisfied with the time they had to wait for an appointment	1	1	N/A	91.6%	88.5%	87.4%

\* This is based on patients treated on this contract for their most recent course of treatment. Figures in italics indicate the base number of FP17s or Patient Questionnaire responses are less than 100. N/A is shown where the base number of responses is less than 10 during the period. % is calculated as Quantity/Base number\*100

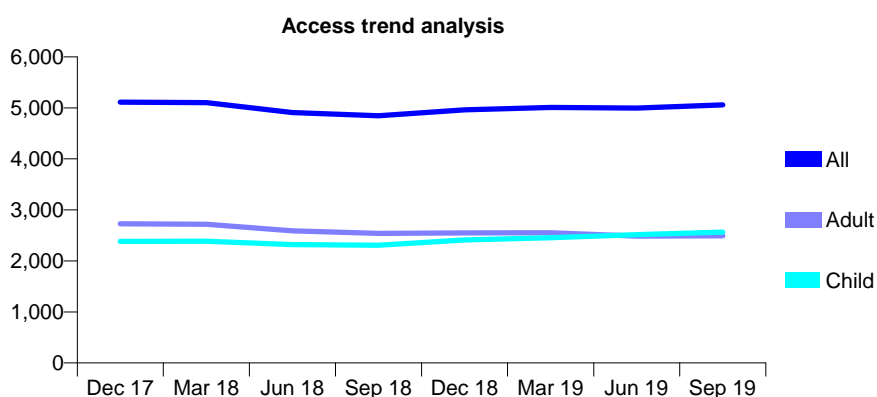
## Q54 - Vital Signs At a Glance Contract Report for 824399/0002 - September 2019

Name or company name	MR J SINGH
Contract type name	GDS Contract
Purpose of contract	General
Contract start date	01/04/2006
Contract end date	

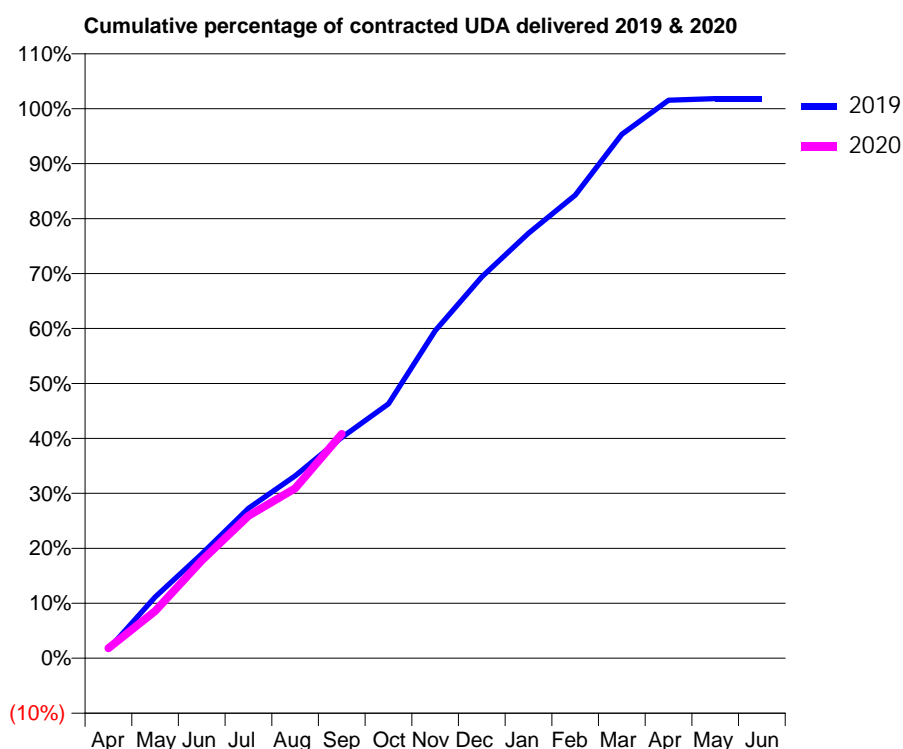
19/20 Contracted general activity (UDA)	15,789
Carry forward general activity (UDA)	-291
19/20 Contracted orthodontic activity (UOA)	0
Carry forward orthodontic activity (UOA)	0
Baseline contract value	£409,770.05

### ACCESS\*

Patients seen in 24 months	Total	Change since previous quarter
Quarter ending September 2018	4,846	
Quarter ending December 2018	4,961	↑
Quarter ending March 2019	5,009	→
Quarter ending June 2019	4,997	→
Quarter ending September 2019	5,057	→
<b>Variance since September 2018</b>	<b>4.4%</b>	<b>↑</b>



### ACTIVITY



Adjusted Scheduled Activity (UDA)		
Month	2019	2020
April	257	291
May	1,759	1,354
June	2,994	2,808
July	4,308	4,089
August	5,241	4,878
September	6,343	6,447
October	7,309	
November	9,408	
December	10,954	
January	12,209	
February	13,305	
March	15,054	
April	16,027	
May	16,073	
June	16,080	

### QUALITY

	Quantity	Base Number	Contract	AT	Region	England
% of FP17s for the same patient ID Re-attending within 3 months - Children	84	1,594	5.3%	9.9%	11.3%	11.5%
% of FP17s for the same patient ID Re-attending within 3 months - Adults	143	1,197	11.9%	14.4%	14.7%	15.4%
% of FP17s for the same patient ID Re-attending between 3 & 9 months - Children	907	1,594	56.9%	53.5%	60.8%	59.7%
% of FP17s for the same patient ID Re-attending between 3 & 9 months - Adults	579	1,197	48.4%	48.5%	52.8%	51.7%
% of FP17s for Band 1 Urgent Courses	149	2,421	6.2%	8.3%	8.2%	9.2%
% of FP17s Relating to Free Repair or Replacements	0	2,421	0.0%	0.7%	0.7%	0.7%
% of FP17s Relating to Continuations	10	2,421	0.4%	0.7%	0.8%	0.8%
% of Patients satisfied with the dentistry they have received	1	1	N/A	92.9%	93.2%	93.5%
% of Patients satisfied with the time they had to wait for an appointment	1	1	N/A	91.6%	88.5%	87.4%

\* This is based on patients treated on this contract for their most recent course of treatment. Figures in italics indicate the base number of FP17s or Patient Questionnaire responses are less than 100. N/A is shown where the base number of responses is less than 10 during the period. % is calculated as Quantity/Base number\*100

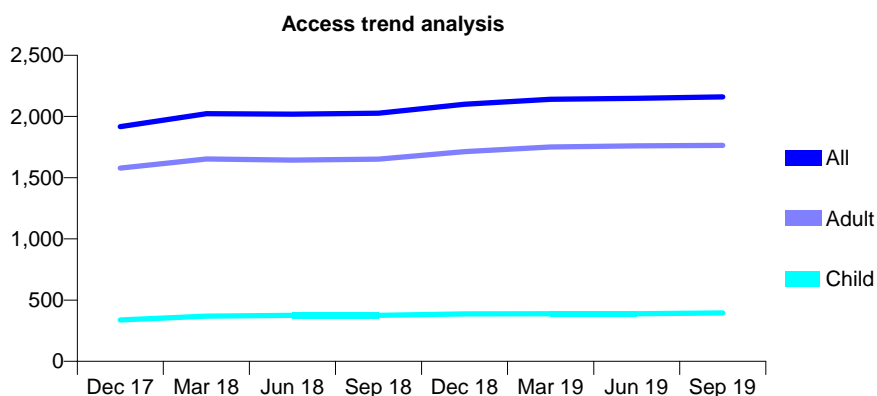
## Q54 - Vital Signs At a Glance Contract Report for 825743/0001 - September 2019

Name or company name	MRS A SHARMA
Contract type name	GDS Contract
Purpose of contract	General
Contract start date	01/04/2006
Contract end date	

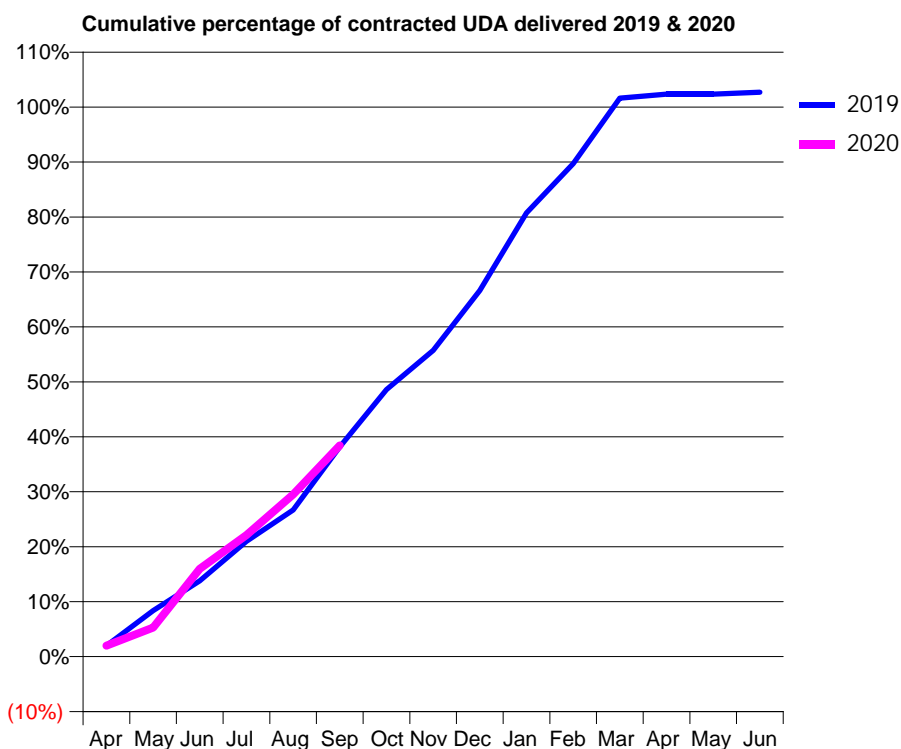
19/20 Contracted general activity (UDA)	6,723
Carry forward general activity (UDA)	-134
19/20 Contracted orthodontic activity (UOA)	0
Carry forward orthodontic activity (UOA)	0
Baseline contract value	£167,530.18

### ACCESS\*

Patients seen in 24 months	Total	Change since previous quarter
Quarter ending September 2018	2,027	
Quarter ending December 2018	2,100	↑
Quarter ending March 2019	2,140	→
Quarter ending June 2019	2,149	→
Quarter ending September 2019	2,160	→
<b>Variance since September 2018</b>	<b>6.6%</b>	<b>↑</b>



### ACTIVITY



Month	Adjusted Scheduled Activity (UDA)	
	2019	2020
April	134	134
May	564	356
June	927	1,074
July	1,410	1,488
August	1,794	1,984
September	2,565	2,583
October	3,267	
November	3,747	
December	4,479	
January	5,428	
February	6,031	
March	6,832	
April	6,880	
May	6,881	
June	6,904	

### QUALITY

	Quantity	Base Number	Contract	AT	Region	England
% of FP17s for the same patient ID Re-attending within 3 months - Children	10	301	3.3%	9.9%	11.3%	11.5%
% of FP17s for the same patient ID Re-attending within 3 months - Adults	66	1,119	5.9%	14.4%	14.7%	15.4%
% of FP17s for the same patient ID Re-attending between 3 & 9 months - Children	201	301	66.8%	53.5%	60.8%	59.7%
% of FP17s for the same patient ID Re-attending between 3 & 9 months - Adults	757	1,119	67.6%	48.5%	52.8%	51.7%
% of FP17s for Band 1 Urgent Courses	15	958	1.6%	8.3%	8.2%	9.2%
% of FP17s Relating to Free Repair or Replacements	1	958	0.1%	0.7%	0.7%	0.7%
% of FP17s Relating to Continuations	1	958	0.1%	0.7%	0.8%	0.8%
% of Patients satisfied with the dentistry they have received	2	2	N/A	92.9%	93.2%	93.5%
% of Patients satisfied with the time they had to wait for an appointment	2	2	N/A	91.6%	88.5%	87.4%

\* This is based on patients treated on this contract for their most recent course of treatment. Figures in italics indicate the base number of FP17s or Patient Questionnaire responses are less than 100. N/A is shown where the base number of responses is less than 10 during the period. % is calculated as Quantity/Base number\*100

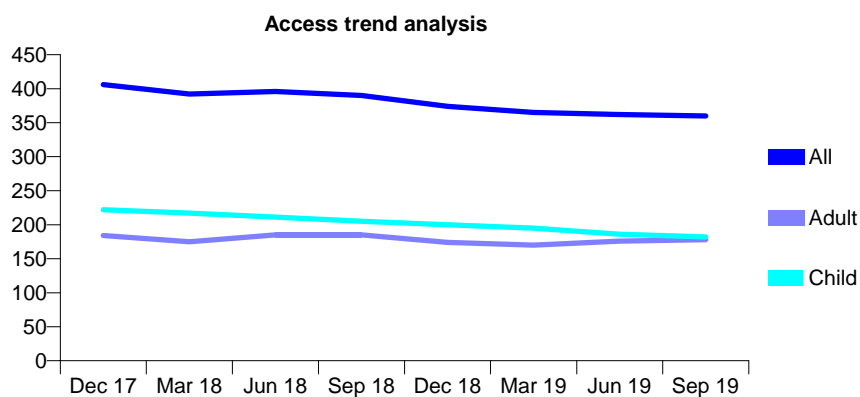
## Q54 - Vital Signs At a Glance Contract Report for 826774/0001 - September 2019

Name or company name	MR PJ READY
Contract type name	GDS Contract
Purpose of contract	General
Contract start date	01/04/2006
Contract end date	

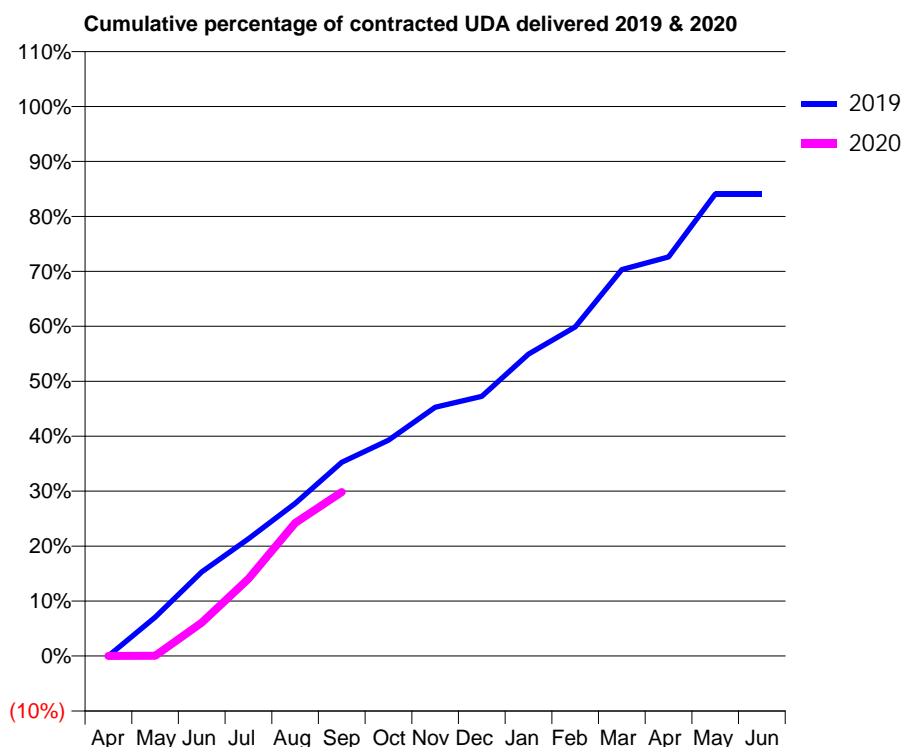
19/20 Contracted general activity (UDA)	2,236
Carry forward general activity (UDA)	0
19/20 Contracted orthodontic activity (UOA)	0
Carry forward orthodontic activity (UOA)	0
Baseline contract value	£54,323.99

### ACCESS\*

Patients seen in 24 months	Total	Change since previous quarter
Quarter ending September 2018	390	
Quarter ending December 2018	374	↓
Quarter ending March 2019	365	↓
Quarter ending June 2019	362	→
Quarter ending September 2019	360	→
<b>Variance since September 2018</b>	<b>(7.7%)</b>	<b>↓</b>



### ACTIVITY



Month	Adjusted Scheduled Activity (UDA)	
	2019	2020
April	0	0
May	158	1
June	342	136
July	477	314
August	621	541
September	788	667
October	878	
November	1,012	
December	1,057	
January	1,228	
February	1,339	
March	1,572	
April	1,624	
May	1,880	
June	1,880	

### QUALITY

	Quantity	Base Number	Contract	AT	Region	England
% of FP17s for the same patient ID Re-attending within 3 months - Children	20	172	11.6%	9.9%	11.3%	11.5%
% of FP17s for the same patient ID Re-attending within 3 months - Adults	14	108	13.0%	14.4%	14.7%	15.4%
% of FP17s for the same patient ID Re-attending between 3 & 9 months - Children	115	172	66.9%	53.5%	60.8%	59.7%
% of FP17s for the same patient ID Re-attending between 3 & 9 months - Adults	68	108	63.0%	48.5%	52.8%	51.7%
% of FP17s for Band 1 Urgent Courses	1	184	0.5%	8.3%	8.2%	9.2%
% of FP17s Relating to Free Repair or Replacements	0	184	0.0%	0.7%	0.7%	0.7%
% of FP17s Relating to Continuations	0	184	0.0%	0.7%	0.8%	0.8%
% of Patients satisfied with the dentistry they have received	1	1	N/A	92.9%	93.2%	93.5%
% of Patients satisfied with the time they had to wait for an appointment	1	1	N/A	91.6%	88.5%	87.4%

\* This is based on patients treated on this contract for their most recent course of treatment. Figures in italics indicate the base number of FP17s or Patient Questionnaire responses are less than 100. N/A is shown where the base number of responses is less than 10 during the period. % is calculated as Quantity/Base number\*100

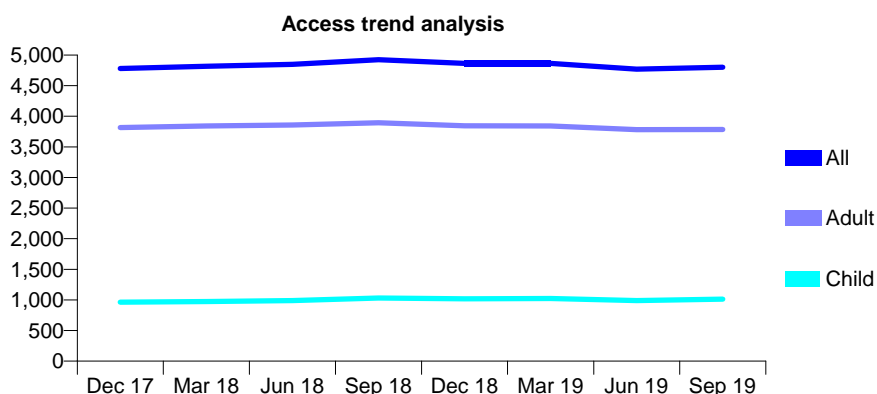
## Q54 - Vital Signs At a Glance Contract Report for 827223/0001 - September 2019

Name or company name	MR DC O'SULLIVAN
Contract type name	GDS Contract
Purpose of contract	General
Contract start date	01/04/2006
Contract end date	

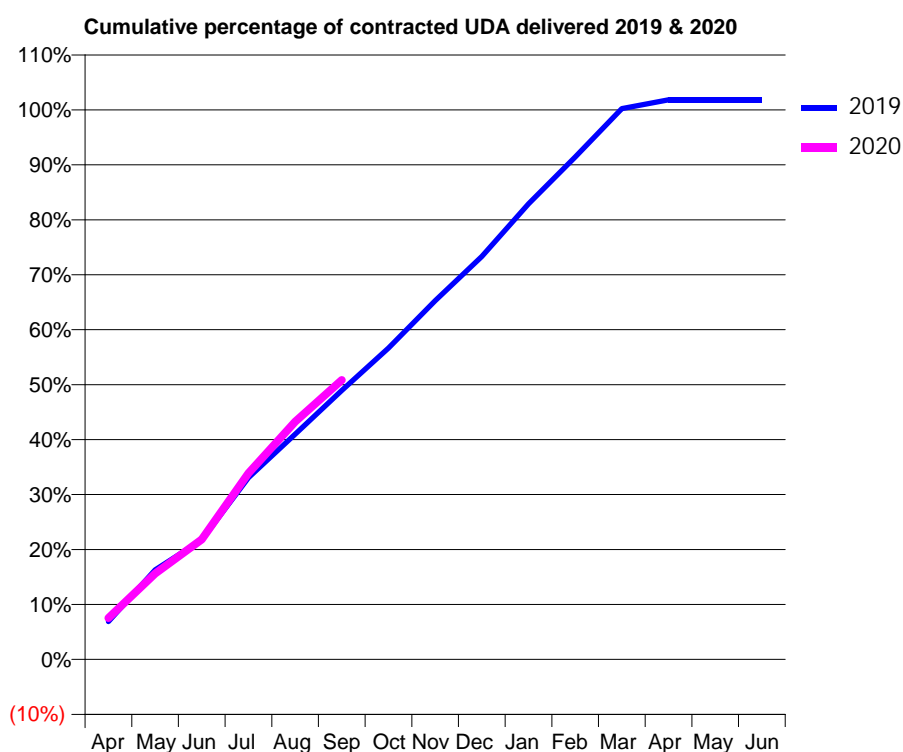
19/20 Contracted general activity (UDA)	10,941
Carry forward general activity (UDA)	-200
19/20 Contracted orthodontic activity (UOA)	0
Carry forward orthodontic activity (UOA)	0
Baseline contract value	£235,139.52

### ACCESS\*

Patients seen in 24 months	Total	Change since previous quarter
Quarter ending September 2018	4,925	
Quarter ending December 2018	4,864	↓
Quarter ending March 2019	4,864	→
Quarter ending June 2019	4,771	↓
Quarter ending September 2019	4,800	→
<b>Variance since September 2018</b>	<b>(2.5%)</b>	<b>↓</b>



### ACTIVITY



Month	Adjusted Scheduled Activity (UDA)	
	2019	2020
April	752	825
May	1,783	1,707
June	2,379	2,387
July	3,618	3,709
August	4,486	4,732
September	5,355	5,562
October	6,199	
November	7,144	
December	8,023	
January	9,069	
February	10,004	
March	10,966	
April	11,142	
May	11,142	
June	11,142	

### QUALITY

	Quantity	Base Number	Contract	AT	Region	England
% of FP17s for the same patient ID Re-attending within 3 months - Children	18	686	2.6%	9.9%	11.3%	11.5%
% of FP17s for the same patient ID Re-attending within 3 months - Adults	200	1,946	10.3%	14.4%	14.7%	15.4%
% of FP17s for the same patient ID Re-attending between 3 & 9 months - Children	431	686	62.8%	53.5%	60.8%	59.7%
% of FP17s for the same patient ID Re-attending between 3 & 9 months - Adults	488	1,946	25.1%	48.5%	52.8%	51.7%
% of FP17s for Band 1 Urgent Courses	186	2,480	7.5%	8.3%	8.2%	9.2%
% of FP17s Relating to Free Repair or Replacements	11	2,480	0.4%	0.7%	0.7%	0.7%
% of FP17s Relating to Continuations	27	2,480	1.1%	0.7%	0.8%	0.8%
% of Patients satisfied with the dentistry they have received	0	0	N/A	92.9%	93.2%	93.5%
% of Patients satisfied with the time they had to wait for an appointment	0	0	N/A	91.6%	88.5%	87.4%

\* This is based on patients treated on this contract for their most recent course of treatment. Figures in italics indicate the base number of FP17s or Patient Questionnaire responses are less than 100. N/A is shown where the base number of responses is less than 10 during the period. % is calculated as Quantity/Base number\*100

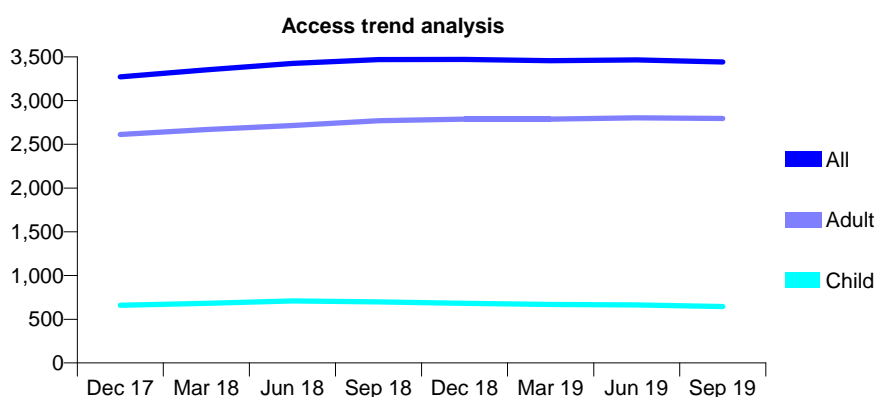
## Q54 - Vital Signs At a Glance Contract Report for 833584/0001 - September 2019

Name or company name	MR A KAPNISIS
Contract type name	GDS Contract
Purpose of contract	General
Contract start date	01/04/2006
Contract end date	

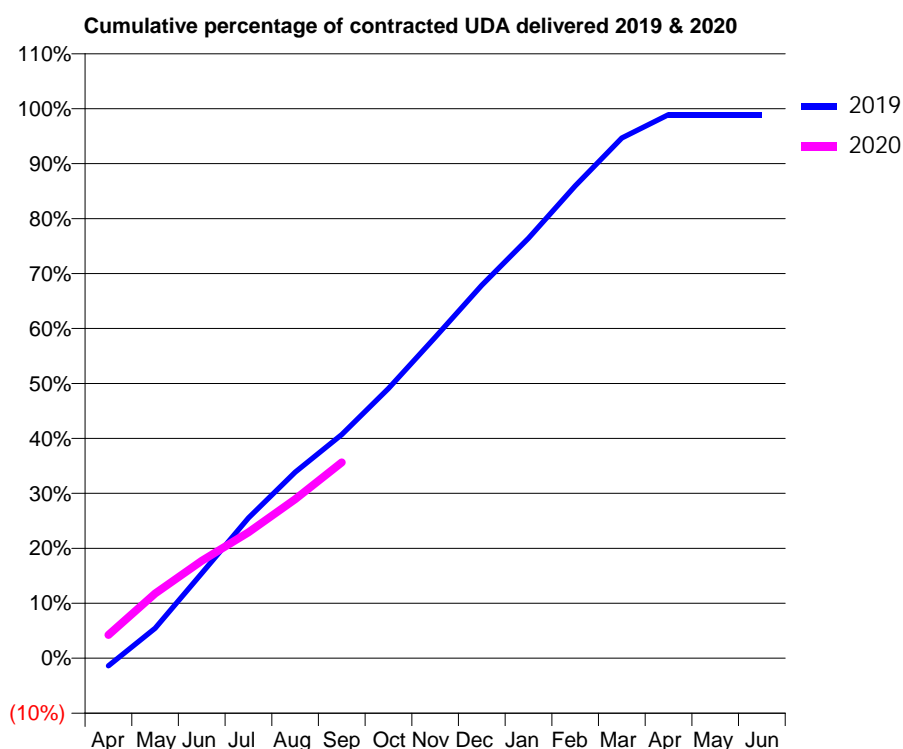
19/20 Contracted general activity (UDA)	8,492
Carry forward general activity (UDA)	91
19/20 Contracted orthodontic activity (UOA)	0
Carry forward orthodontic activity (UOA)	0
Baseline contract value	£275,568.26

### ACCESS\*

Patients seen in 24 months	Total	Change since previous quarter
Quarter ending September 2018	3,469	
Quarter ending December 2018	3,470	→
Quarter ending March 2019	3,457	→
Quarter ending June 2019	3,465	→
Quarter ending September 2019	3,442	→
<b>Variance since September 2018</b>	<b>(0.8%)</b>	<b>→</b>



### ACTIVITY



Month	2019	2020
April	-118	359
May	465	1,000
June	1,312	1,504
July	2,167	1,947
August	2,877	2,457
September	3,457	3,027
October	4,168	
November	4,960	
December	5,763	
January	6,490	
February	7,299	
March	8,038	
April	8,401	
May	8,401	
June	8,401	

### QUALITY

	Quantity	Base Number	Contract	AT	Region	England
% of FP17s for the same patient ID Re-attending within 3 months - Children	13	394	3.3%	9.9%	11.3%	11.5%
% of FP17s for the same patient ID Re-attending within 3 months - Adults	258	1,666	15.5%	14.4%	14.7%	15.4%
% of FP17s for the same patient ID Re-attending between 3 & 9 months - Children	269	394	68.3%	53.5%	60.8%	59.7%
% of FP17s for the same patient ID Re-attending between 3 & 9 months - Adults	626	1,666	37.6%	48.5%	52.8%	51.7%
% of FP17s for Band 1 Urgent Courses	127	1,849	6.9%	8.3%	8.2%	9.2%
% of FP17s Relating to Free Repair or Replacements	13	1,849	0.7%	0.7%	0.7%	0.7%
% of FP17s Relating to Continuations	46	1,849	2.5%	0.7%	0.8%	0.8%
% of Patients satisfied with the dentistry they have received	1	1	N/A	92.9%	93.2%	93.5%
% of Patients satisfied with the time they had to wait for an appointment	1	1	N/A	91.6%	88.5%	87.4%

\* This is based on patients treated on this contract for their most recent course of treatment.

Figures in italics indicate the base number of FP17s or Patient Questionnaire responses are less than 100. N/A is shown where the base number of responses is less than 10 during the period. % is calculated as Quantity/Base number\*100

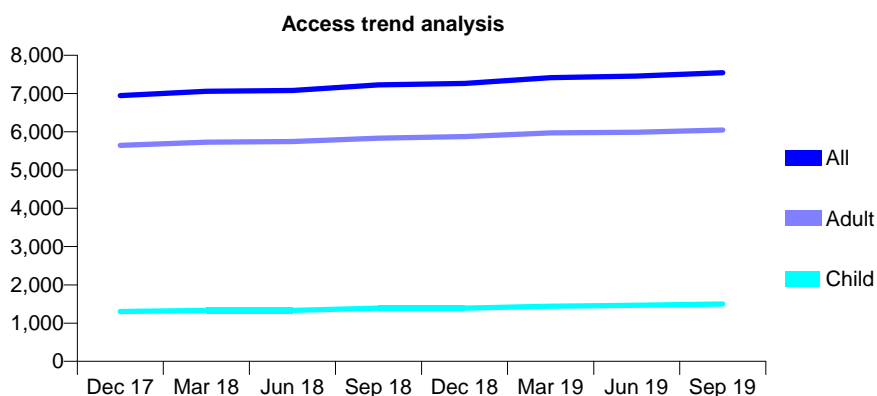
## Q54 - Vital Signs At a Glance Contract Report for 835811/0002 - September 2019

Name or company name	Station Road Dental Practice
Contract type name	GDS Contract
Purpose of contract	General
Contract start date	01/10/2015
Contract end date	

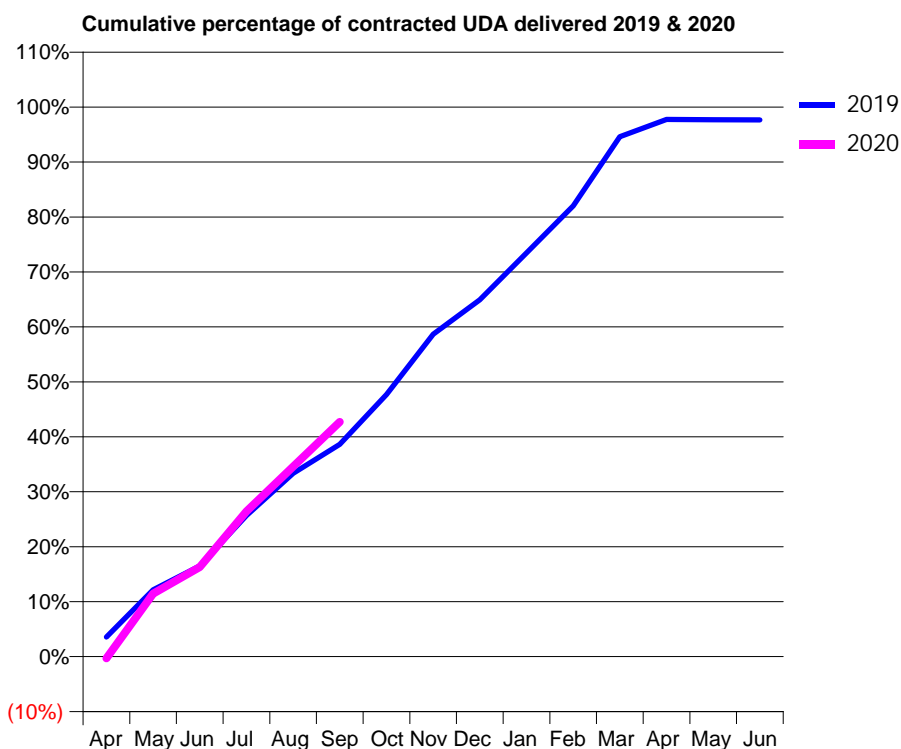
19/20 Contracted general activity (UDA)	26,834
Carry forward general activity (UDA)	630
19/20 Contracted orthodontic activity (UOA)	0
Carry forward orthodontic activity (UOA)	0
Baseline contract value	£738,608.09

### ACCESS\*

Patients seen in 24 months	Total	Change since previous quarter
Quarter ending September 2018	7,226	
Quarter ending December 2018	7,263	→
Quarter ending March 2019	7,411	↑
Quarter ending June 2019	7,454	→
Quarter ending September 2019	7,545	→
<b>Variance since September 2018</b>	<b>4.4%</b>	<b>↑</b>



### ACTIVITY



Month	Adjusted Scheduled Activity (UDA)	
	2019	2020
April	962	-89
May	3,269	3,075
June	4,433	4,372
July	6,895	7,093
August	8,951	9,285
September	10,369	11,465
October	12,801	
November	15,741	
December	17,421	
January	19,712	
February	22,012	
March	25,385	
April	26,228	
May	26,216	
June	26,204	

### QUALITY

	Quantity	Base Number	Contract	AT	Region	England
% of FP17s for the same patient ID Re-attending within 3 months - Children	90	1,227	7.3%	9.9%	11.3%	11.5%
% of FP17s for the same patient ID Re-attending within 3 months - Adults	548	4,482	12.2%	14.4%	14.7%	15.4%
% of FP17s for the same patient ID Re-attending between 3 & 9 months - Children	781	1,227	63.7%	53.5%	60.8%	59.7%
% of FP17s for the same patient ID Re-attending between 3 & 9 months - Adults	2,681	4,482	59.8%	48.5%	52.8%	51.7%
% of FP17s for Band 1 Urgent Courses	249	5,360	4.6%	8.3%	8.2%	9.2%
% of FP17s Relating to Free Repair or Replacements	34	5,360	0.6%	0.7%	0.7%	0.7%
% of FP17s Relating to Continuations	94	5,360	1.8%	0.7%	0.8%	0.8%
% of Patients satisfied with the dentistry they have received	0	0	N/A	92.9%	93.2%	93.5%
% of Patients satisfied with the time they had to wait for an appointment	0	0	N/A	91.6%	88.5%	87.4%

\* This is based on patients treated on this contract for their most recent course of treatment. Figures in italics indicate the base number of FP17s or Patient Questionnaire responses are less than 100. N/A is shown where the base number of responses is less than 10 during the period. % is calculated as Quantity/Base number\*100

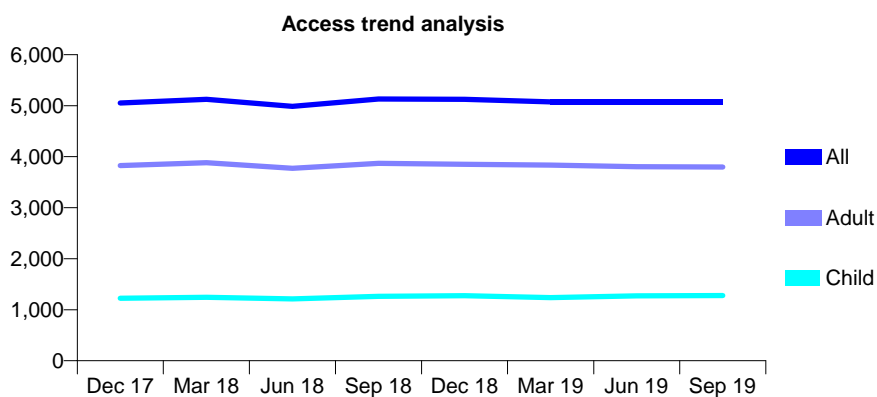
## Q54 - Vital Signs At a Glance Contract Report for 847739/0001 - September 2019

Name or company name	MR E MOORE
Contract type name	GDS Contract
Purpose of contract	General
Contract start date	01/04/2006
Contract end date	

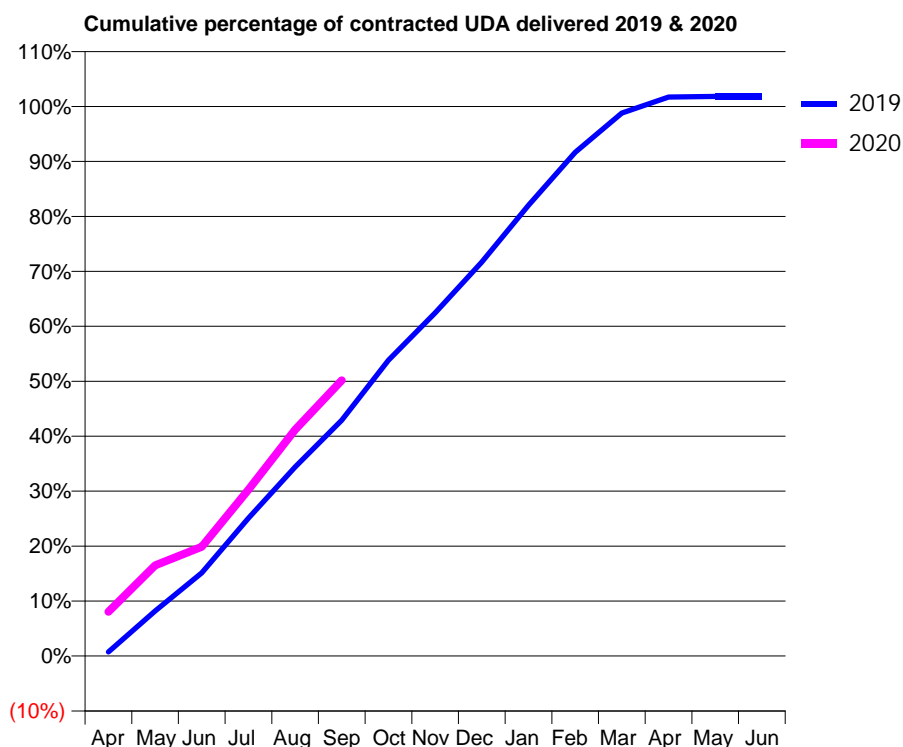
19/20 Contracted general activity (UDA)	16,341
Carry forward general activity (UDA)	-300
19/20 Contracted orthodontic activity (UOA)	0
Carry forward orthodontic activity (UOA)	0
Baseline contract value	£446,897.66

### ACCESS\*

Patients seen in 24 months	Total	Change since previous quarter
Quarter ending September 2018	5,132	
Quarter ending December 2018	5,126	→
Quarter ending March 2019	5,073	↓
Quarter ending June 2019	5,073	→
Quarter ending September 2019	5,074	→
<b>Variance since September 2018</b>	<b>(1.1%)</b>	<b>↓</b>



### ACTIVITY



Month	Adjusted Scheduled Activity (UDA)	
	2019	2020
April	120	1,315
May	1,343	2,699
June	2,474	3,251
July	4,103	4,946
August	5,622	6,730
September	7,014	8,199
October	8,799	
November	10,207	
December	11,716	
January	13,403	
February	14,978	
March	16,144	
April	16,622	
May	16,639	
June	16,641	

### QUALITY

	Quantity	Base Number	Contract	AT	Region	England
% of FP17s for the same patient ID Re-attending within 3 months - Children	87	845	10.3%	9.9%	11.3%	11.5%
% of FP17s for the same patient ID Re-attending within 3 months - Adults	517	2,653	19.5%	14.4%	14.7%	15.4%
% of FP17s for the same patient ID Re-attending between 3 & 9 months - Children	371	845	43.9%	53.5%	60.8%	59.7%
% of FP17s for the same patient ID Re-attending between 3 & 9 months - Adults	1,250	2,653	47.1%	48.5%	52.8%	51.7%
% of FP17s for Band 1 Urgent Courses	471	3,290	14.3%	8.3%	8.2%	9.2%
% of FP17s Relating to Free Repair or Replacements	15	3,290	0.5%	0.7%	0.7%	0.7%
% of FP17s Relating to Continuations	39	3,290	1.2%	0.7%	0.8%	0.8%
% of Patients satisfied with the dentistry they have received	0	0	N/A	92.9%	93.2%	93.5%
% of Patients satisfied with the time they had to wait for an appointment	0	0	N/A	91.6%	88.5%	87.4%

\* This is based on patients treated on this contract for their most recent course of treatment. Figures in italics indicate the base number of FP17s or Patient Questionnaire responses are less than 100. N/A is shown where the base number of responses is less than 10 during the period. % is calculated as Quantity/Base number\*100



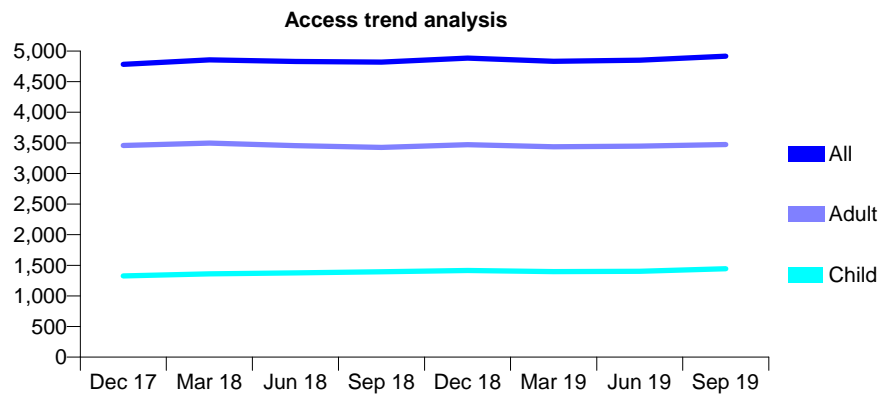
## Q54 - Vital Signs At a Glance Contract Report for 848115/0002 - September 2019

Name or company name	MR P PARSOTAM
Contract type name	GDS Contract
Purpose of contract	General
Contract start date	01/04/2013
Contract end date	

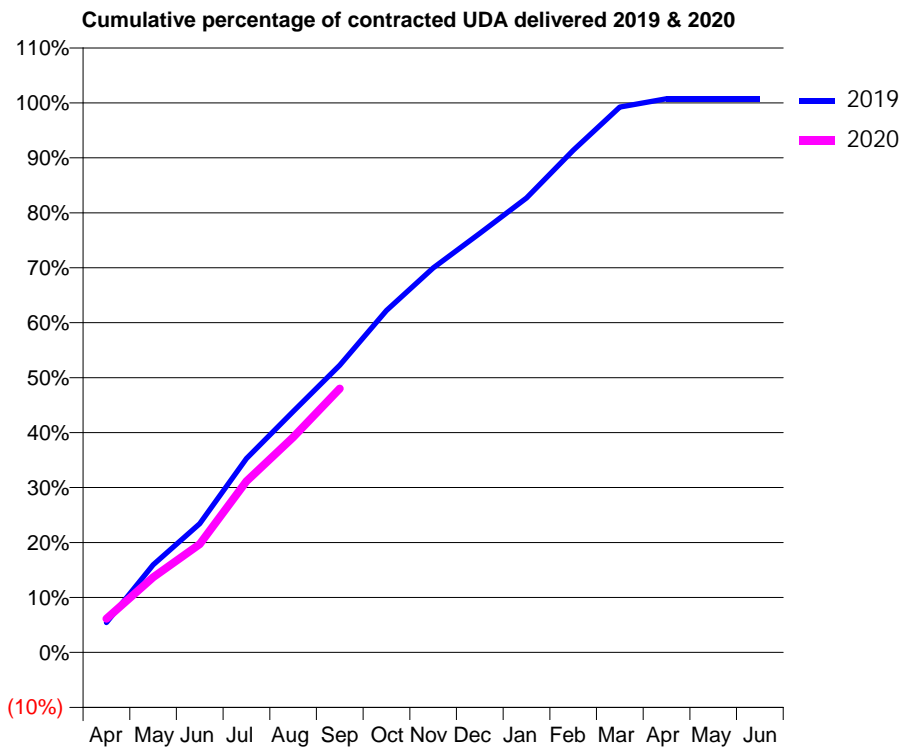
19/20 Contracted general activity (UDA)	14,734
Carry forward general activity (UDA)	-108
19/20 Contracted orthodontic activity (UOA)	0
Carry forward orthodontic activity (UOA)	0
Baseline contract value	£380,626.19

### ACCESS\*

Patients seen in 24 months	Total	Change since previous quarter
Quarter ending September 2018	4,820	
Quarter ending December 2018	4,886	→
Quarter ending March 2019	4,834	↓
Quarter ending June 2019	4,850	→
Quarter ending September 2019	4,917	→
<b>Variance since September 2018</b>	<b>2.0%</b>	<b>↑</b>



### ACTIVITY



Month	2019	2020
April	800	902
May	2,350	2,016
June	3,452	2,905
July	5,202	4,591
August	6,458	5,768
September	7,699	7,074
October	9,165	
November	10,311	
December	11,235	
January	12,185	
February	13,464	
March	14,622	
April	14,842	
May	14,842	
June	14,842	

### QUALITY

	Quantity	Base Number	Contract	AT	Region	England
% of FP17s for the same patient ID Re-attending within 3 months - Children	73	1,051	6.9%	9.9%	11.3%	11.5%
% of FP17s for the same patient ID Re-attending within 3 months - Adults	313	2,315	13.5%	14.4%	14.7%	15.4%
% of FP17s for the same patient ID Re-attending between 3 & 9 months - Children	596	1,051	56.7%	53.5%	60.8%	59.7%
% of FP17s for the same patient ID Re-attending between 3 & 9 months - Adults	1,284	2,315	55.5%	48.5%	52.8%	51.7%
% of FP17s for Band 1 Urgent Courses	115	2,894	4.0%	8.3%	8.2%	9.2%
% of FP17s Relating to Free Repair or Replacements	29	2,894	1.0%	0.7%	0.7%	0.7%
% of FP17s Relating to Continuations	76	2,894	2.6%	0.7%	0.8%	0.8%
% of Patients satisfied with the dentistry they have received	2	2	N/A	92.9%	93.2%	93.5%
% of Patients satisfied with the time they had to wait for an appointment	2	2	N/A	91.6%	88.5%	87.4%

\* This is based on patients treated on this contract for their most recent course of treatment. Figures in italics indicate the base number of FP17s or Patient Questionnaire responses are less than 100. N/A is shown where the base number of responses is less than 10 during the period. % is calculated as Quantity/Base number\*100

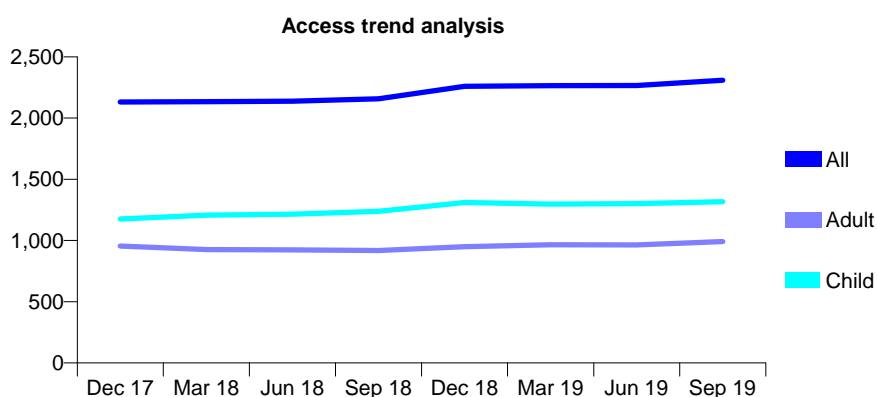
## Q54 - Vital Signs At a Glance Contract Report for 849022/0001 - September 2019

Name or company name	MR FL MOHAMED
Contract type name	GDS Contract
Purpose of contract	General
Contract start date	01/04/2006
Contract end date	

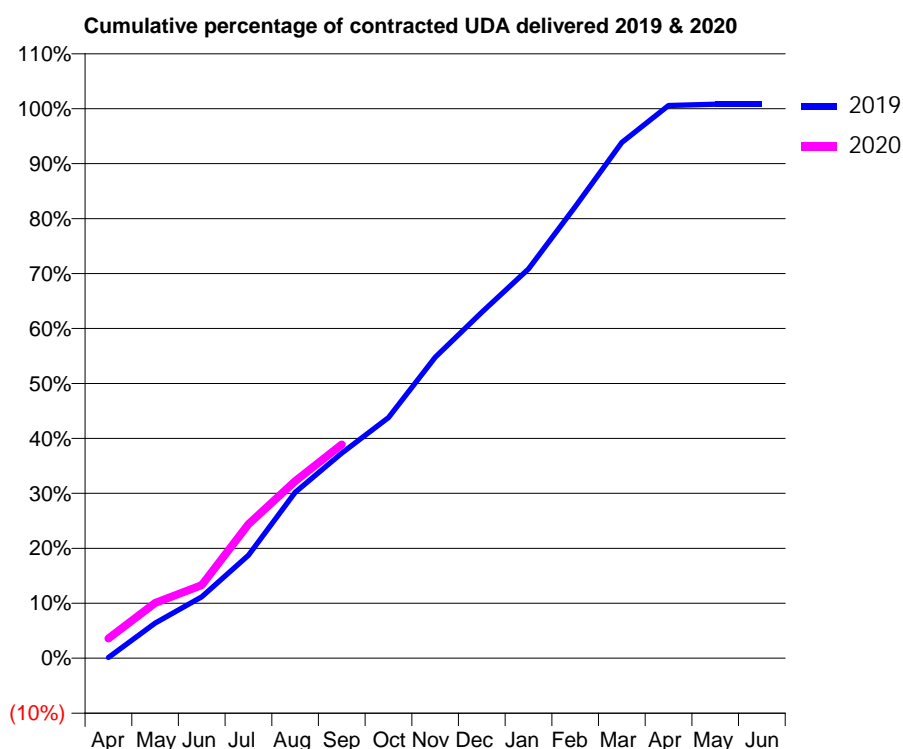
19/20 Contracted general activity (UDA)	6,092
Carry forward general activity (UDA)	-47
19/20 Contracted orthodontic activity (UOA)	0
Carry forward orthodontic activity (UOA)	0
Baseline contract value	£195,174.99

### ACCESS\*

Patients seen in 24 months	Total	Change since previous quarter
Quarter ending September 2018	2,157	
Quarter ending December 2018	2,260	↑
Quarter ending March 2019	2,264	→
Quarter ending June 2019	2,266	→
Quarter ending September 2019	2,309	→
<b>Variance since September 2018</b>	<b>7.0%</b>	<b>↑</b>



### ACTIVITY



Month	Adjusted Scheduled Activity (UDA)	
	2019	2020
April	8	219
May	389	613
June	681	811
July	1,143	1,486
August	1,838	1,962
September	2,273	2,369
October	2,668	
November	3,335	
December	3,836	
January	4,316	
February	5,005	
March	5,717	
April	6,126	
May	6,140	
June	6,140	

### QUALITY

	Quantity	Base Number	Contract	AT	Region	England
% of FP17s for the same patient ID Re-attending within 3 months - Children	29	636	4.6%	9.9%	11.3%	11.5%
% of FP17s for the same patient ID Re-attending within 3 months - Adults	33	374	8.8%	14.4%	14.7%	15.4%
% of FP17s for the same patient ID Re-attending between 3 & 9 months - Children	206	636	32.4%	53.5%	60.8%	59.7%
% of FP17s for the same patient ID Re-attending between 3 & 9 months - Adults	96	374	25.7%	48.5%	52.8%	51.7%
% of FP17s for Band 1 Urgent Courses	47	839	5.6%	8.3%	8.2%	9.2%
% of FP17s Relating to Free Repair or Replacements	0	839	0.0%	0.7%	0.7%	0.7%
% of FP17s Relating to Continuations	1	839	0.1%	0.7%	0.8%	0.8%
% of Patients satisfied with the dentistry they have received	0	0	N/A	92.9%	93.2%	93.5%
% of Patients satisfied with the time they had to wait for an appointment	0	0	N/A	91.6%	88.5%	87.4%

\* This is based on patients treated on this contract for their most recent course of treatment.

Figures in italics indicate the base number of FP17s or Patient Questionnaire responses are less than 100. N/A is shown where the base number of responses is less than 10 during the period. % is calculated as Quantity/Base number\*100

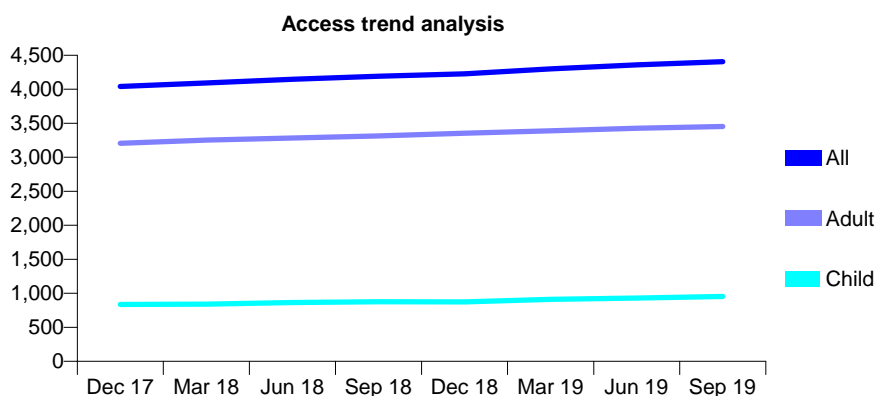
## Q54 - Vital Signs At a Glance Contract Report for 853720/0001 - September 2019

Name or company name	MR LY CHEN
Contract type name	GDS Contract
Purpose of contract	General
Contract start date	01/04/2006
Contract end date	

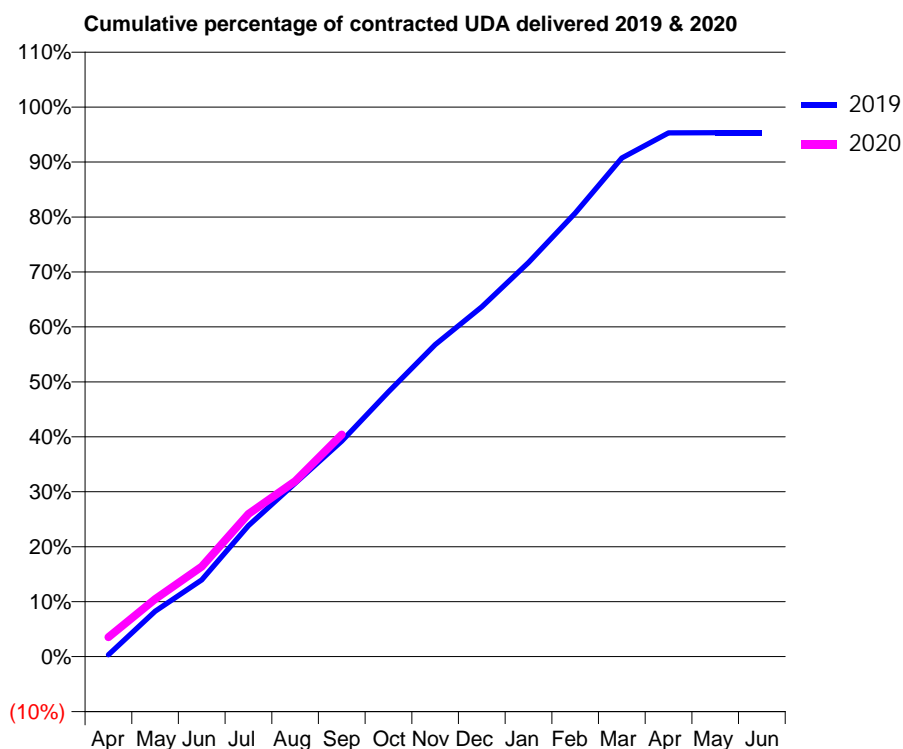
19/20 Contracted general activity (UDA)	14,000
Carry forward general activity (UDA)	0
19/20 Contracted orthodontic activity (UOA)	0
Carry forward orthodontic activity (UOA)	0
Baseline contract value	£343,406.72

### ACCESS\*

Patients seen in 24 months	Total	Change since previous quarter
Quarter ending September 2018	4,192	
Quarter ending December 2018	4,227	→
Quarter ending March 2019	4,301	→
Quarter ending June 2019	4,357	→
Quarter ending September 2019	4,407	→
<b>Variance since September 2018</b>	<b>5.1%</b>	<b>↑</b>



### ACTIVITY



Month	Adjusted Scheduled Activity (UDA)	
	2019	2020
April	47	494
May	1,157	1,465
June	1,955	2,294
July	3,338	3,633
August	4,418	4,473
September	5,493	5,657
October	6,747	
November	7,947	
December	8,908	
January	10,041	
February	11,303	
March	12,703	
April	13,344	
May	13,346	
June	13,348	

### QUALITY

	Quantity	Base Number	Contract	AT	Region	England
% of FP17s for the same patient ID Re-attending within 3 months - Children	30	546	5.5%	9.9%	11.3%	11.5%
% of FP17s for the same patient ID Re-attending within 3 months - Adults	190	1,974	9.6%	14.4%	14.7%	15.4%
% of FP17s for the same patient ID Re-attending between 3 & 9 months - Children	219	546	40.1%	53.5%	60.8%	59.7%
% of FP17s for the same patient ID Re-attending between 3 & 9 months - Adults	989	1,974	50.1%	48.5%	52.8%	51.7%
% of FP17s for Band 1 Urgent Courses	211	2,317	9.1%	8.3%	8.2%	9.2%
% of FP17s Relating to Free Repair or Replacements	14	2,317	0.6%	0.7%	0.7%	0.7%
% of FP17s Relating to Continuations	7	2,317	0.3%	0.7%	0.8%	0.8%
% of Patients satisfied with the dentistry they have received	3	3	N/A	92.9%	93.2%	93.5%
% of Patients satisfied with the time they had to wait for an appointment	3	3	N/A	91.6%	88.5%	87.4%

\* This is based on patients treated on this contract for their most recent course of treatment. Figures in italics indicate the base number of FP17s or Patient Questionnaire responses are less than 100. N/A is shown where the base number of responses is less than 10 during the period. % is calculated as Quantity/Base number\*100

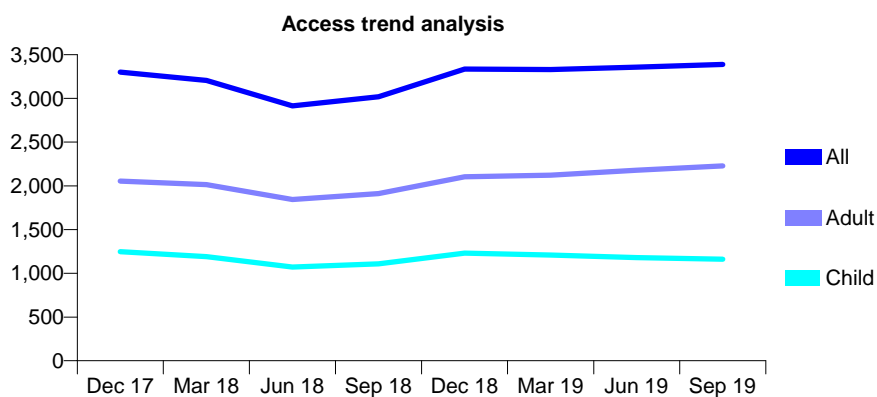
## Q54 - Vital Signs At a Glance Contract Report for 854115/0001 - September 2019

Name or company name	Brownhills Dental Practice Partnership
Contract type name	GDS Contract
Purpose of contract	General
Contract start date	01/04/2006
Contract end date	

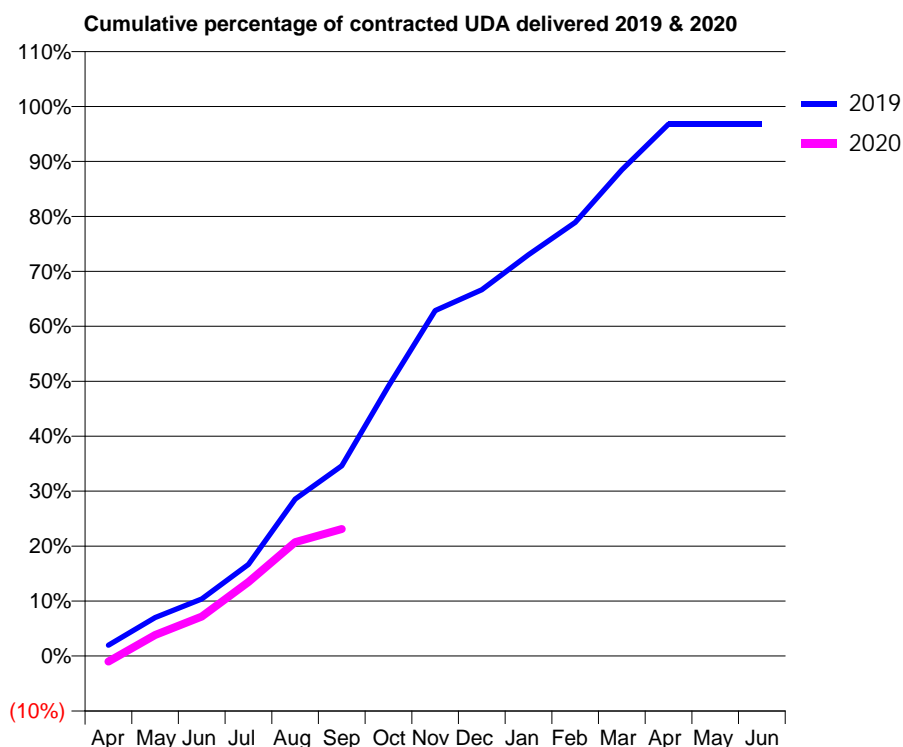
19/20 Contracted general activity (UDA)	9,418
Carry forward general activity (UDA)	303
19/20 Contracted orthodontic activity (UOA)	0
Carry forward orthodontic activity (UOA)	0
Baseline contract value	£268,980.63

### ACCESS\*

Patients seen in 24 months	Total	Change since previous quarter
Quarter ending September 2018	3,019	
Quarter ending December 2018	3,336	↑
Quarter ending March 2019	3,330	→
Quarter ending June 2019	3,357	→
Quarter ending September 2019	3,388	→
<b>Variance since September 2018</b>	<b>12.2%</b>	<b>↑</b>



### ACTIVITY



Month	Adjusted Scheduled Activity (UDA)	
	2019	2020
April	186	-97
May	659	361
June	980	677
July	1,571	1,271
August	2,689	1,954
September	3,261	2,177
October	4,624	
November	5,921	
December	6,277	
January	6,879	
February	7,432	
March	8,332	
April	9,115	
May	9,115	
June	9,115	

### QUALITY

	Quantity	Base Number	Contract	AT	Region	England
% of FP17s for the same patient ID Re-attending within 3 months - Children	22	510	4.3%	9.9%	11.3%	11.5%
% of FP17s for the same patient ID Re-attending within 3 months - Adults	68	926	7.3%	14.4%	14.7%	15.4%
% of FP17s for the same patient ID Re-attending between 3 & 9 months - Children	253	510	49.6%	53.5%	60.8%	59.7%
% of FP17s for the same patient ID Re-attending between 3 & 9 months - Adults	338	926	36.5%	48.5%	52.8%	51.7%
% of FP17s for Band 1 Urgent Courses	36	1,144	3.1%	8.3%	8.2%	9.2%
% of FP17s Relating to Free Repair or Replacements	0	1,144	0.0%	0.7%	0.7%	0.7%
% of FP17s Relating to Continuations	21	1,144	1.8%	0.7%	0.8%	0.8%
% of Patients satisfied with the dentistry they have received	0	0	N/A	92.9%	93.2%	93.5%
% of Patients satisfied with the time they had to wait for an appointment	0	0	N/A	91.6%	88.5%	87.4%

\* This is based on patients treated on this contract for their most recent course of treatment. Figures in italics indicate the base number of FP17s or Patient Questionnaire responses are less than 100. N/A is shown where the base number of responses is less than 10 during the period. % is calculated as Quantity/Base number\*100

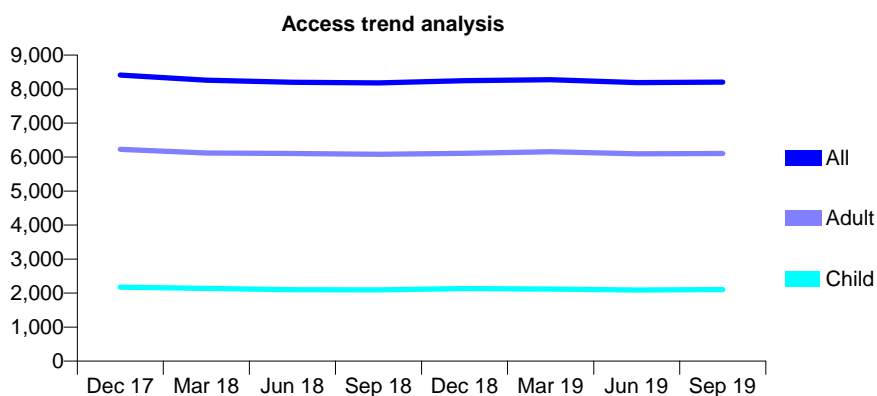
## Q54 - Vital Signs At a Glance Contract Report for 854255/0001 - September 2019

Name or company name	MR M DHANDA
Contract type name	GDS Contract
Purpose of contract	General
Contract start date	01/04/2006
Contract end date	

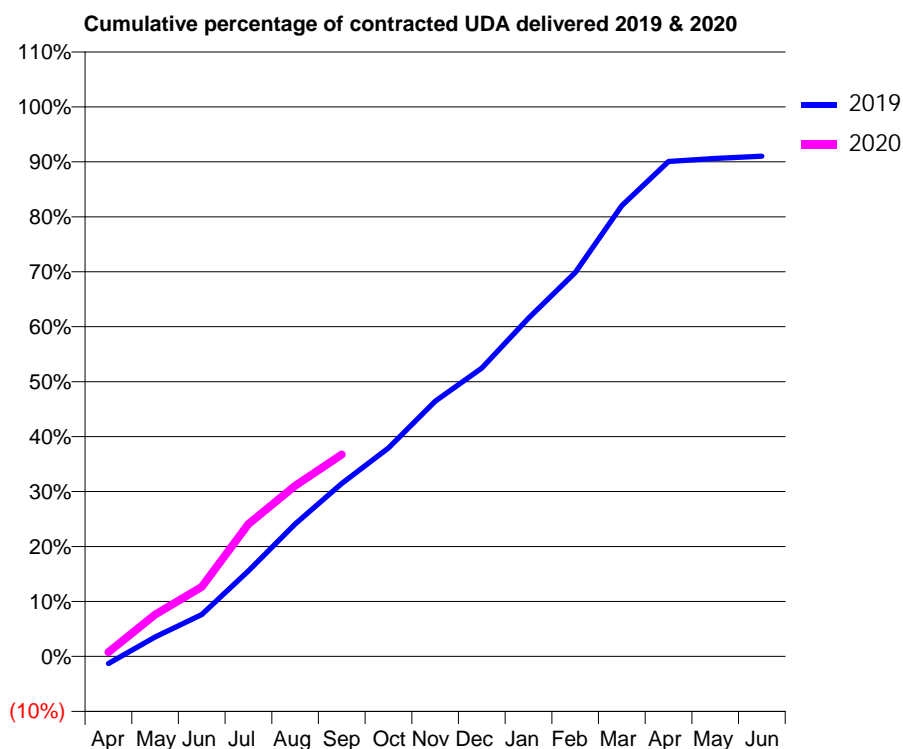
19/20 Contracted general activity (UDA)	22,559
Carry forward general activity (UDA)	0
19/20 Contracted orthodontic activity (UOA)	0
Carry forward orthodontic activity (UOA)	0
Baseline contract value	£552,094.70

### ACCESS\*

Patients seen in 24 months	Total	Change since previous quarter
Quarter ending September 2018	8,182	
Quarter ending December 2018	8,249	→
Quarter ending March 2019	8,278	→
Quarter ending June 2019	8,189	↓
Quarter ending September 2019	8,207	→
<b>Variance since September 2018</b>	<b>0.3%</b>	<b>→</b>



### ACTIVITY



Month	2019	2020
April	-296	178
May	805	1,722
June	1,715	2,855
July	3,511	5,439
August	5,439	7,009
September	7,100	8,285
October	8,557	
November	10,476	
December	11,835	
January	13,884	
February	15,757	
March	18,502	
April	20,318	
May	20,437	
June	20,530	

### QUALITY

	Quantity	Base Number	Contract	AT	Region	England
% of FP17s for the same patient ID Re-attending within 3 months - Children	64	1,437	4.5%	9.9%	11.3%	11.5%
% of FP17s for the same patient ID Re-attending within 3 months - Adults	319	3,529	9.0%	14.4%	14.7%	15.4%
% of FP17s for the same patient ID Re-attending between 3 & 9 months - Children	824	1,437	57.3%	53.5%	60.8%	59.7%
% of FP17s for the same patient ID Re-attending between 3 & 9 months - Adults	1,903	3,529	53.9%	48.5%	52.8%	51.7%
% of FP17s for Band 1 Urgent Courses	153	3,917	3.9%	8.3%	8.2%	9.2%
% of FP17s Relating to Free Repair or Replacements	13	3,917	0.3%	0.7%	0.7%	0.7%
% of FP17s Relating to Continuations	6	3,917	0.2%	0.7%	0.8%	0.8%
% of Patients satisfied with the dentistry they have received	5	5	N/A	92.9%	93.2%	93.5%
% of Patients satisfied with the time they had to wait for an appointment	5	5	N/A	91.6%	88.5%	87.4%

\* This is based on patients treated on this contract for their most recent course of treatment. Figures in italics indicate the base number of FP17s or Patient Questionnaire responses are less than 100. N/A is shown where the base number of responses is less than 10 during the period. % is calculated as Quantity/Base number\*100

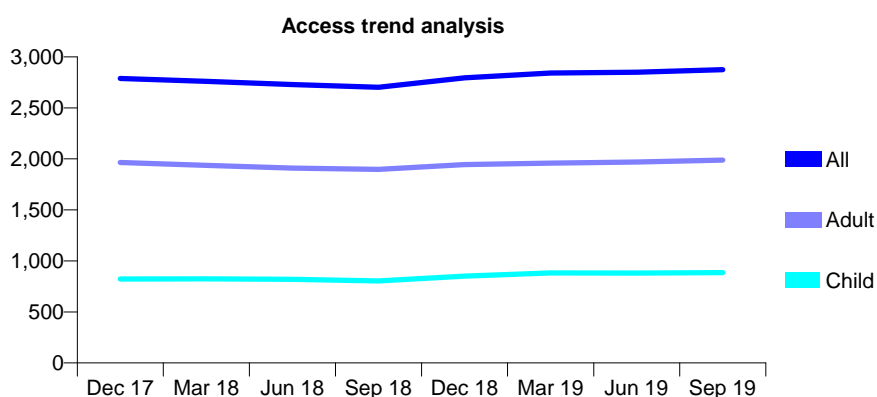
## Q54 - Vital Signs At a Glance Contract Report for 857866/0002 - September 2019

Name or company name	Kingsurst Dental Surgery
Contract type name	GDS Contract
Purpose of contract	General
Contract start date	01/09/2006
Contract end date	

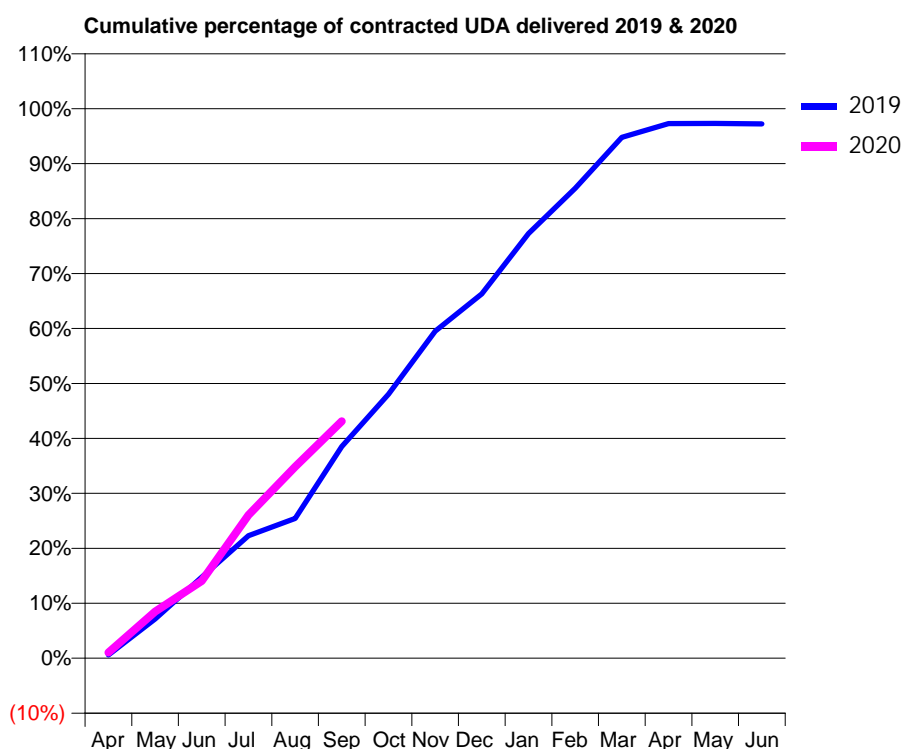
19/20 Contracted general activity (UDA)	16,000
Carry forward general activity (UDA)	444
19/20 Contracted orthodontic activity (UOA)	0
Carry forward orthodontic activity (UOA)	0
Baseline contract value	£343,865.48

### ACCESS\*

Patients seen in 24 months	Total	Change since previous quarter
Quarter ending September 2018	2,701	
Quarter ending December 2018	2,794	↑
Quarter ending March 2019	2,841	→
Quarter ending June 2019	2,849	→
Quarter ending September 2019	2,875	→
<b>Variance since September 2018</b>	<b>6.4%</b>	<b>↑</b>



### ACTIVITY



Month	2019	2020
April	94	166
May	1,145	1,358
June	2,360	2,250
July	3,566	4,167
August	4,070	5,576
September	6,164	6,899
October	7,685	
November	9,523	
December	10,606	
January	12,365	
February	13,684	
March	15,163	
April	15,564	
May	15,567	
June	15,555	

### QUALITY

	Quantity	Base Number	Contract	AT	Region	England
% of FP17s for the same patient ID Re-attending within 3 months - Children	35	628	5.6%	9.9%	11.3%	11.5%
% of FP17s for the same patient ID Re-attending within 3 months - Adults	185	1,353	13.7%	14.4%	14.7%	15.4%
% of FP17s for the same patient ID Re-attending between 3 & 9 months - Children	348	628	55.4%	53.5%	60.8%	59.7%
% of FP17s for the same patient ID Re-attending between 3 & 9 months - Adults	707	1,353	52.3%	48.5%	52.8%	51.7%
% of FP17s for Band 1 Urgent Courses	100	1,866	5.4%	8.3%	8.2%	9.2%
% of FP17s Relating to Free Repair or Replacements	23	1,866	1.2%	0.7%	0.7%	0.7%
% of FP17s Relating to Continuations	34	1,866	1.8%	0.7%	0.8%	0.8%
% of Patients satisfied with the dentistry they have received	1	1	N/A	92.9%	93.2%	93.5%
% of Patients satisfied with the time they had to wait for an appointment	1	1	N/A	91.6%	88.5%	87.4%

\* This is based on patients treated on this contract for their most recent course of treatment.

Figures in italics indicate the base number of FP17s or Patient Questionnaire responses are less than 100. N/A is shown where the base number of responses is less than 10 during the period. % is calculated as Quantity/Base number\*100

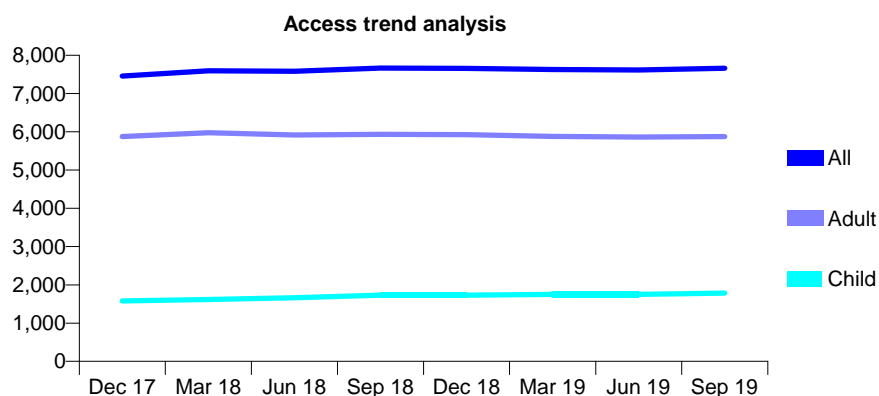
## Q54 - Vital Signs At a Glance Contract Report for 858064/0001 - September 2019

Name or company name	MR JE SWINSCOE
Contract type name	GDS Contract
Purpose of contract	General
Contract start date	01/04/2006
Contract end date	

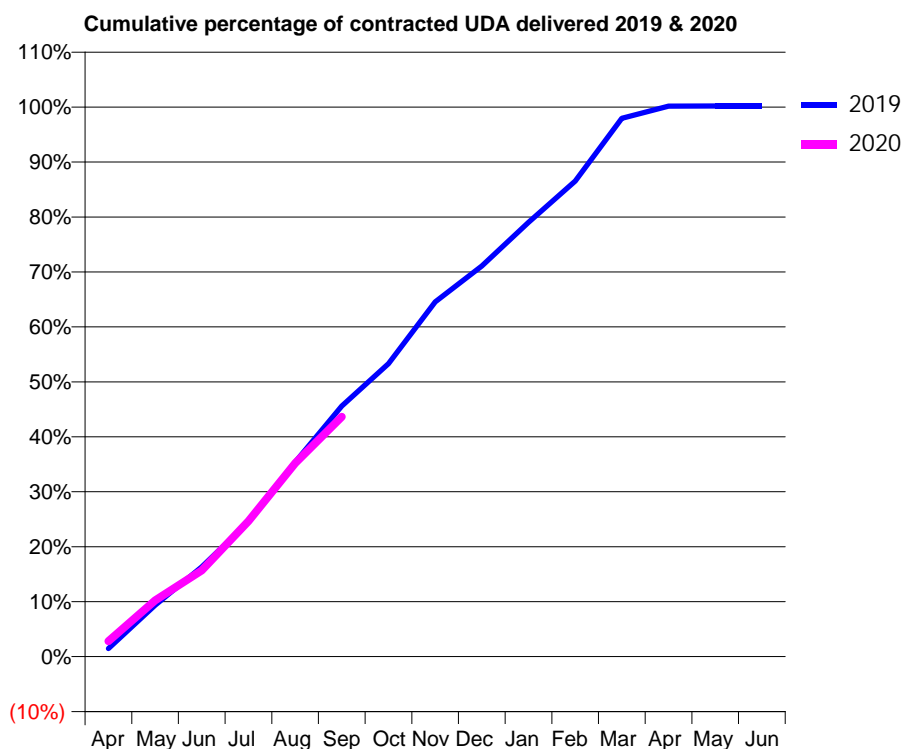
19/20 Contracted general activity (UDA)	23,507
Carry forward general activity (UDA)	-46
19/20 Contracted orthodontic activity (UOA)	0
Carry forward orthodontic activity (UOA)	0
Baseline contract value	£681,395.53

### ACCESS\*

Patients seen in 24 months	Total	Change since previous quarter
Quarter ending September 2018	7,666	
Quarter ending December 2018	7,655	→
Quarter ending March 2019	7,630	→
Quarter ending June 2019	7,615	→
Quarter ending September 2019	7,659	→
<b>Variance since September 2018</b>	<b>(0.1%)</b>	<b>→</b>



### ACTIVITY



Month	Adjusted Scheduled Activity (UDA)	
	2019	2020
April	343	665
May	2,200	2,407
June	3,834	3,686
July	5,757	5,795
August	8,319	8,273
September	10,718	10,261
October	12,531	
November	15,174	
December	16,704	
January	18,578	
February	20,340	
March	23,028	
April	23,546	
May	23,552	
June	23,553	

### QUALITY

	Quantity	Base Number	Contract	AT	Region	England
% of FP17s for the same patient ID Re-attending within 3 months - Children	85	1,321	6.4%	9.9%	11.3%	11.5%
% of FP17s for the same patient ID Re-attending within 3 months - Adults	475	4,045	11.7%	14.4%	14.7%	15.4%
% of FP17s for the same patient ID Re-attending between 3 & 9 months - Children	875	1,321	66.2%	53.5%	60.8%	59.7%
% of FP17s for the same patient ID Re-attending between 3 & 9 months - Adults	2,484	4,045	61.4%	48.5%	52.8%	51.7%
% of FP17s for Band 1 Urgent Courses	317	5,046	6.3%	8.3%	8.2%	9.2%
% of FP17s Relating to Free Repair or Replacements	31	5,046	0.6%	0.7%	0.7%	0.7%
% of FP17s Relating to Continuations	71	5,046	1.4%	0.7%	0.8%	0.8%
% of Patients satisfied with the dentistry they have received	4	4	N/A	92.9%	93.2%	93.5%
% of Patients satisfied with the time they had to wait for an appointment	4	4	N/A	91.6%	88.5%	87.4%

\* This is based on patients treated on this contract for their most recent course of treatment. Figures in italics indicate the base number of FP17s or Patient Questionnaire responses are less than 100. N/A is shown where the base number of responses is less than 10 during the period. % is calculated as Quantity/Base number\*100

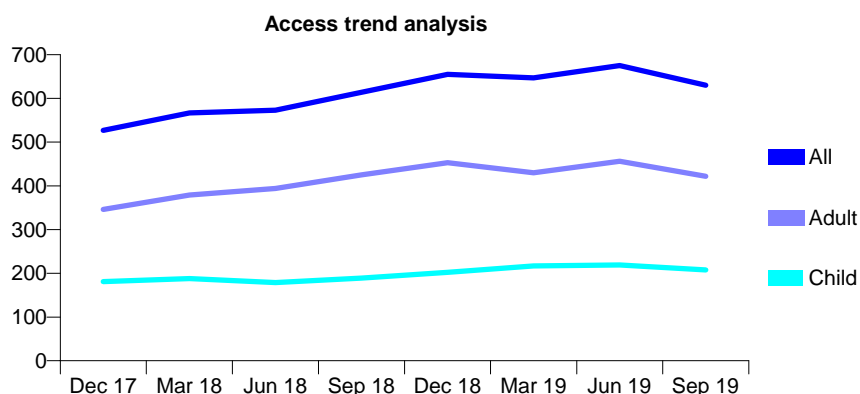
## Q54 - Vital Signs At a Glance Contract Report for 858609/0001 - September 2019

Name or company name	MR KS GILL
Contract type name	GDS Contract
Purpose of contract	General
Contract start date	01/03/2010
Contract end date	

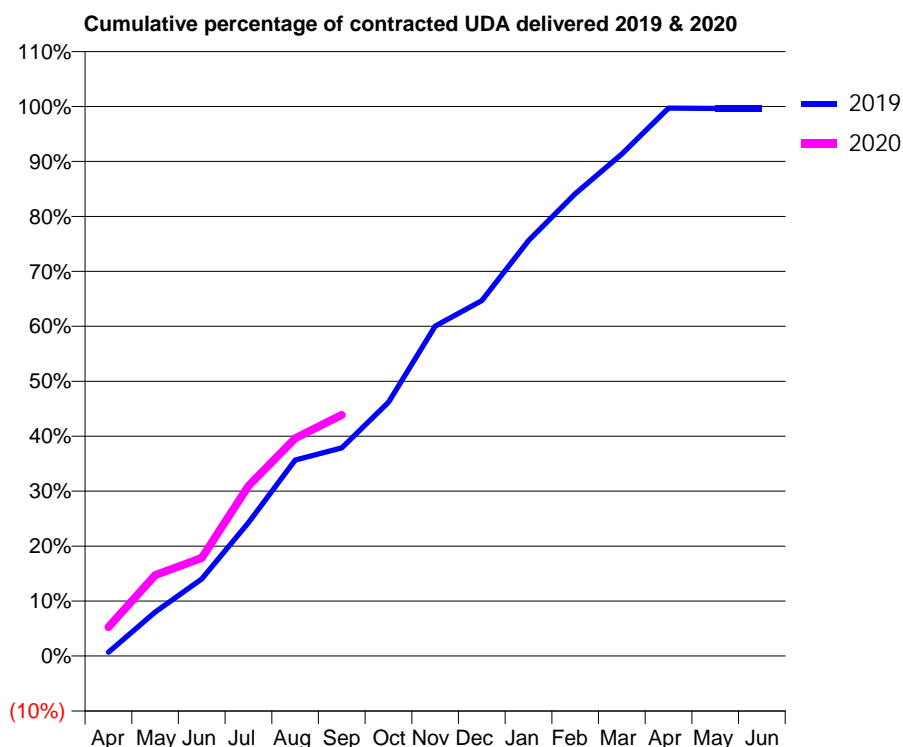
19/20 Contracted general activity (UDA)	2,000
Carry forward general activity (UDA)	7
19/20 Contracted orthodontic activity (UOA)	0
Carry forward orthodontic activity (UOA)	0
Baseline contract value	£48,122.95

### ACCESS\*

Patients seen in 24 months	Total	Change since previous quarter
Quarter ending September 2018	614	
Quarter ending December 2018	655	↑
Quarter ending March 2019	647	↓
Quarter ending June 2019	675	↑
Quarter ending September 2019	630	↓
<b>Variance since September 2018</b>	<b>2.6%</b>	<b>↑</b>



### ACTIVITY



Month	Adjusted Scheduled Activity (UDA)	
	2019	2020
April	14	105
May	160	294
June	281	357
July	485	619
August	713	792
September	757	878
October	923	
November	1,201	
December	1,293	
January	1,511	
February	1,682	
March	1,827	
April	1,994	
May	1,993	
June	1,993	

### QUALITY

	Quantity	Base Number	Contract	AT	Region	England
% of FP17s for the same patient ID Re-attending within 3 months - Children	1	153	0.7%	9.9%	11.3%	11.5%
% of FP17s for the same patient ID Re-attending within 3 months - Adults	24	297	8.1%	14.4%	14.7%	15.4%
% of FP17s for the same patient ID Re-attending between 3 & 9 months - Children	64	153	41.8%	53.5%	60.8%	59.7%
% of FP17s for the same patient ID Re-attending between 3 & 9 months - Adults	76	297	25.6%	48.5%	52.8%	51.7%
% of FP17s for Band 1 Urgent Courses	29	394	7.4%	8.3%	8.2%	9.2%
% of FP17s Relating to Free Repair or Replacements	3	394	0.8%	0.7%	0.7%	0.7%
% of FP17s Relating to Continuations	0	394	0.0%	0.7%	0.8%	0.8%
% of Patients satisfied with the dentistry they have received	0	0	N/A	92.9%	93.2%	93.5%
% of Patients satisfied with the time they had to wait for an appointment	0	0	N/A	91.6%	88.5%	87.4%

\* This is based on patients treated on this contract for their most recent course of treatment. Figures in italics indicate the base number of FP17s or Patient Questionnaire responses are less than 100. N/A is shown where the base number of responses is less than 10 during the period. % is calculated as Quantity/Base number\*100



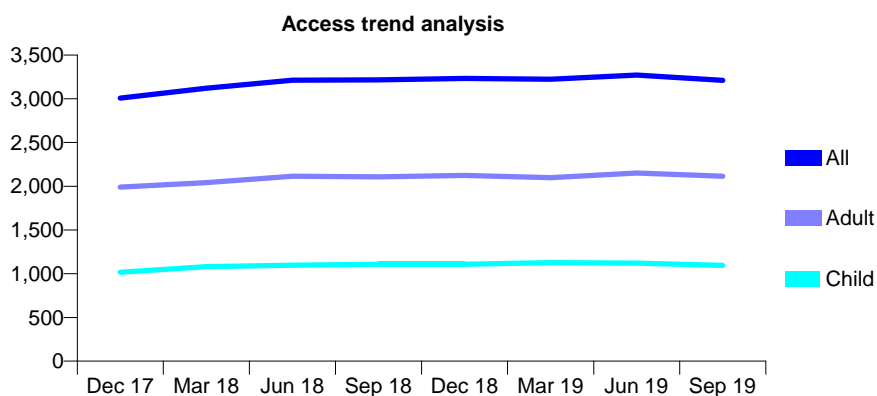
## Q54 - Vital Signs At a Glance Contract Report for 859389/0001 - September 2019

Name or company name	MR A KHALIL
Contract type name	GDS Contract
Purpose of contract	General
Contract start date	01/04/2006
Contract end date	

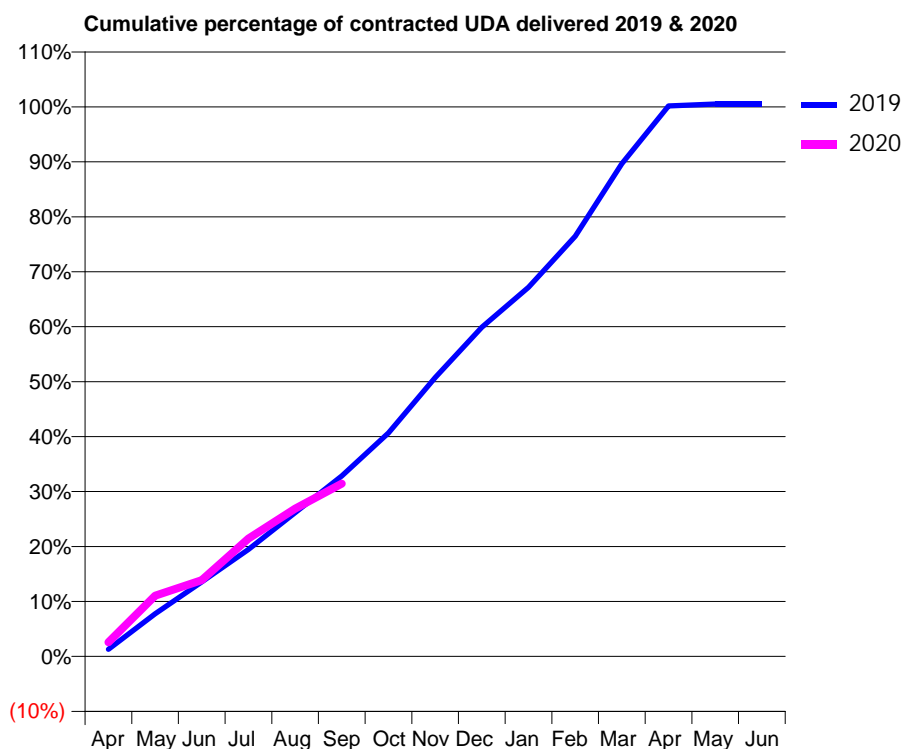
19/20 Contracted general activity (UDA)	11,766
Carry forward general activity (UDA)	-59
19/20 Contracted orthodontic activity (UOA)	0
Carry forward orthodontic activity (UOA)	0
Baseline contract value	£303,026.10

### ACCESS\*

Patients seen in 24 months	Total	Change since previous quarter
Quarter ending September 2018	3,215	
Quarter ending December 2018	3,232	→
Quarter ending March 2019	3,223	→
Quarter ending June 2019	3,272	→
Quarter ending September 2019	3,211	↓
<b>Variance since September 2018</b>	<b>(0.1%)</b>	<b>→</b>



### ACTIVITY



Month	2019	2020
April	152	303
May	913	1,302
June	1,594	1,633
July	2,290	2,522
August	3,080	3,165
September	3,865	3,699
October	4,783	
November	5,971	
December	7,045	
January	7,904	
February	8,994	
March	10,548	
April	11,786	
May	11,825	
June	11,825	

### QUALITY

	Quantity	Base Number	Contract	AT	Region	England
% of FP17s for the same patient ID Re-attending within 3 months - Children	21	496	4.2%	9.9%	11.3%	11.5%
% of FP17s for the same patient ID Re-attending within 3 months - Adults	99	890	11.1%	14.4%	14.7%	15.4%
% of FP17s for the same patient ID Re-attending between 3 & 9 months - Children	143	496	28.8%	53.5%	60.8%	59.7%
% of FP17s for the same patient ID Re-attending between 3 & 9 months - Adults	275	890	30.9%	48.5%	52.8%	51.7%
% of FP17s for Band 1 Urgent Courses	71	1,122	6.3%	8.3%	8.2%	9.2%
% of FP17s Relating to Free Repair or Replacements	8	1,122	0.7%	0.7%	0.7%	0.7%
% of FP17s Relating to Continuations	3	1,122	0.3%	0.7%	0.8%	0.8%
% of Patients satisfied with the dentistry they have received	0	0	N/A	92.9%	93.2%	93.5%
% of Patients satisfied with the time they had to wait for an appointment	0	0	N/A	91.6%	88.5%	87.4%

\* This is based on patients treated on this contract for their most recent course of treatment. Figures in italics indicate the base number of FP17s or Patient Questionnaire responses are less than 100. N/A is shown where the base number of responses is less than 10 during the period. % is calculated as Quantity/Base number\*100

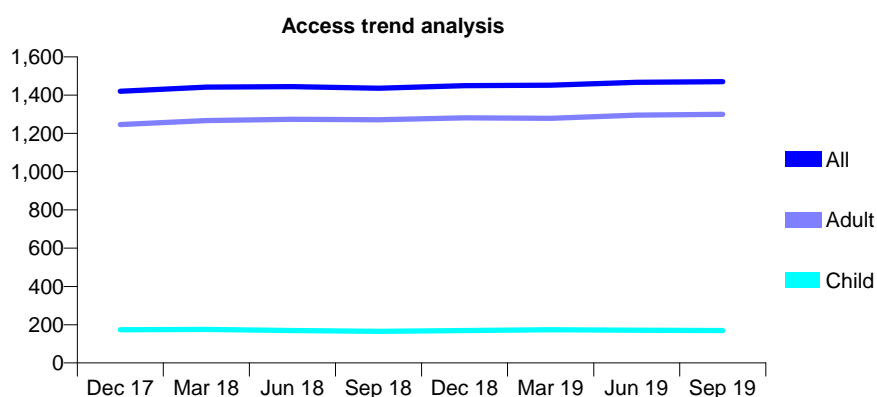
## Q54 - Vital Signs At a Glance Contract Report for 901245/0001 - September 2019

Name or company name	MR DG HENDERSON
Contract type name	GDS Contract
Purpose of contract	General and Orthodontic
Contract start date	01/04/2006
Contract end date	

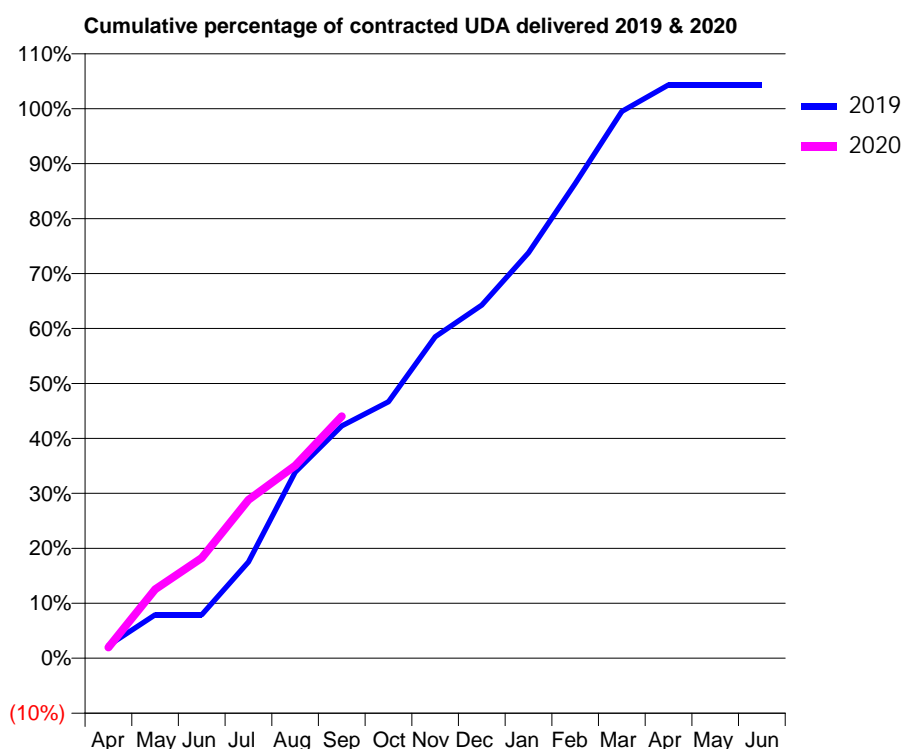
19/20 Contracted general activity (UDA)	3,830
Carry forward general activity (UDA)	-76
19/20 Contracted orthodontic activity (UOA)	3
Carry forward orthodontic activity (UOA)	0
Baseline contract value	£102,097.83

### ACCESS\*

Patients seen in 24 months	Total	Change since previous quarter
Quarter ending September 2018	1,436	
Quarter ending December 2018	1,450	→
Quarter ending March 2019	1,452	→
Quarter ending June 2019	1,467	→
Quarter ending September 2019	1,470	→
<b>Variance since September 2018</b>	<b>2.4%</b>	<b>↑</b>



### ACTIVITY



Adjusted Scheduled Activity (UDA)		
Month	2019	2020
April	88	76
May	304	480
June	304	699
July	670	1,104
August	1,297	1,343
September	1,620	1,687
October	1,787	
November	2,240	
December	2,461	
January	2,826	
February	3,309	
March	3,811	
April	3,996	
May	3,996	
June	3,996	

### QUALITY

	Quantity	Base Number	Contract	AT	Region	England
% of FP17s for the same patient ID Re-attending within 3 months - Children	8	120	6.7%	9.9%	11.3%	11.5%
% of FP17s for the same patient ID Re-attending within 3 months - Adults	152	813	18.7%	14.4%	14.7%	15.4%
% of FP17s for the same patient ID Re-attending between 3 & 9 months - Children	69	120	57.5%	53.5%	60.8%	59.7%
% of FP17s for the same patient ID Re-attending between 3 & 9 months - Adults	367	813	45.1%	48.5%	52.8%	51.7%
% of FP17s for Band 1 Urgent Courses	124	853	14.5%	8.3%	8.2%	9.2%
% of FP17s Relating to Free Repair or Replacements	8	853	0.9%	0.7%	0.7%	0.7%
% of FP17s Relating to Continuations	2	853	0.2%	0.7%	0.8%	0.8%
% of Patients satisfied with the dentistry they have received	0	0	N/A	92.9%	93.2%	93.5%
% of Patients satisfied with the time they had to wait for an appointment	0	0	N/A	91.6%	88.5%	87.4%

\* This is based on patients treated on this contract for their most recent course of treatment.

Figures in italics indicate the base number of FP17s or Patient Questionnaire responses are less than 100. N/A is shown where the base number of responses is less than 10 during the period. % is calculated as Quantity/Base number\*100

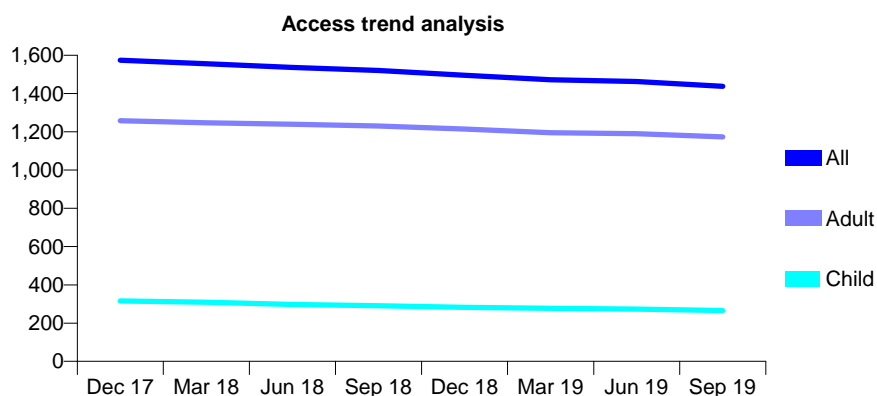
## Q54 - Vital Signs At a Glance Contract Report for 909386/0001 - September 2019

Name or company name	MR AN HARGREAVES
Contract type name	GDS Contract
Purpose of contract	General
Contract start date	01/04/2006
Contract end date	

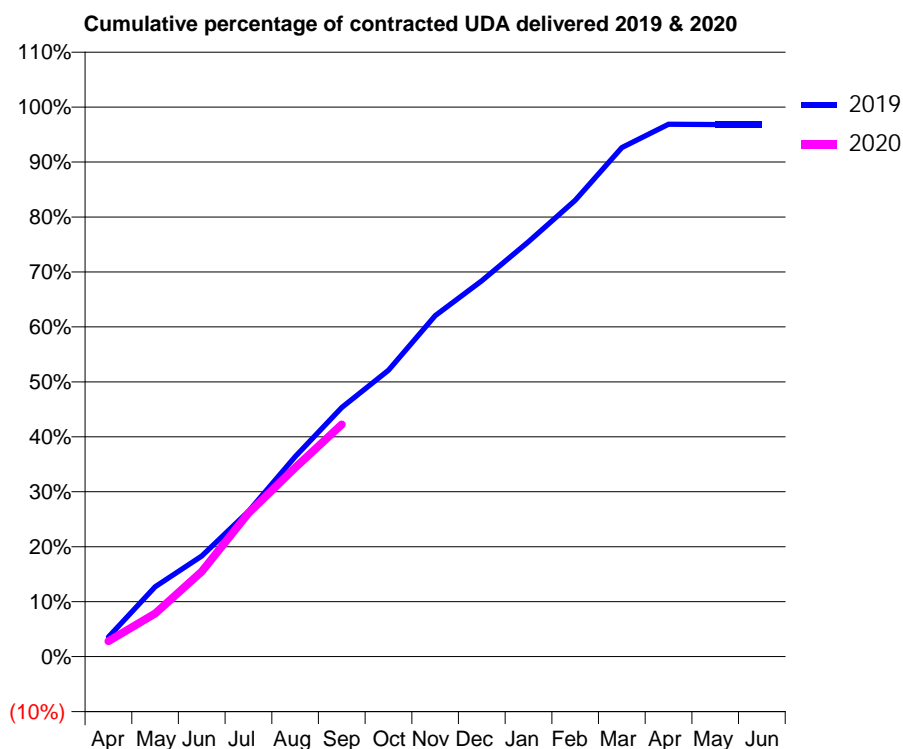
19/20 Contracted general activity (UDA)	4,635
Carry forward general activity (UDA)	147
19/20 Contracted orthodontic activity (UOA)	0
Carry forward orthodontic activity (UOA)	0
Baseline contract value	£136,589.08

### ACCESS\*

Patients seen in 24 months	Total	Change since previous quarter
Quarter ending September 2018	1,521	
Quarter ending December 2018	1,496	↓
Quarter ending March 2019	1,472	↓
Quarter ending June 2019	1,463	→
Quarter ending September 2019	1,438	↓
<b>Variance since September 2018</b>	<b>(5.5%)</b>	<b>↓</b>



### ACTIVITY



Month	Adjusted Scheduled Activity (UDA)	
	2019	2020
April	166	130
May	589	364
June	849	718
July	1,225	1,211
August	1,686	1,594
September	2,100	1,958
October	2,416	
November	2,875	
December	3,170	
January	3,500	
February	3,850	
March	4,293	
April	4,489	
May	4,487	
June	4,487	

### QUALITY

	Quantity	Base Number	Contract	AT	Region	England
% of FP17s for the same patient ID Re-attending within 3 months - Children	9	226	4.0%	9.9%	11.3%	11.5%
% of FP17s for the same patient ID Re-attending within 3 months - Adults	40	880	4.5%	14.4%	14.7%	15.4%
% of FP17s for the same patient ID Re-attending between 3 & 9 months - Children	178	226	78.8%	53.5%	60.8%	59.7%
% of FP17s for the same patient ID Re-attending between 3 & 9 months - Adults	615	880	69.9%	48.5%	52.8%	51.7%
% of FP17s for Band 1 Urgent Courses	34	1,034	3.3%	8.3%	8.2%	9.2%
% of FP17s Relating to Free Repair or Replacements	1	1,034	0.1%	0.7%	0.7%	0.7%
% of FP17s Relating to Continuations	1	1,034	0.1%	0.7%	0.8%	0.8%
% of Patients satisfied with the dentistry they have received	0	0	N/A	92.9%	93.2%	93.5%
% of Patients satisfied with the time they had to wait for an appointment	0	0	N/A	91.6%	88.5%	87.4%

\* This is based on patients treated on this contract for their most recent course of treatment. Figures in italics indicate the base number of FP17s or Patient Questionnaire responses are less than 100. N/A is shown where the base number of responses is less than 10 during the period. % is calculated as Quantity/Base number\*100

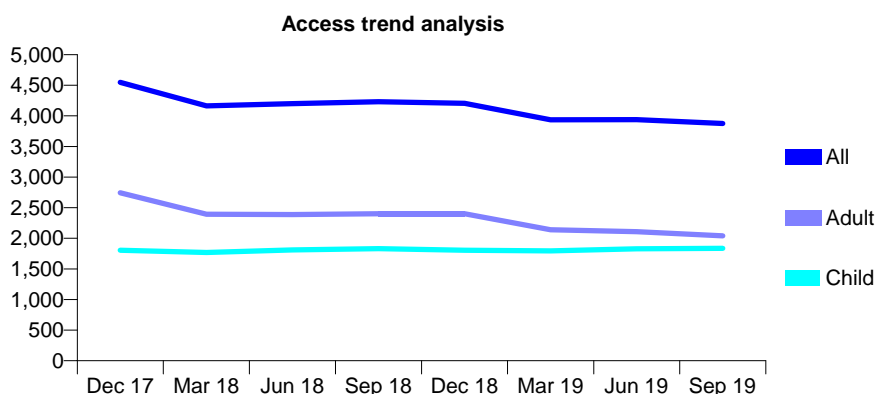
## Q54 - Vital Signs At a Glance Contract Report for 913286/0002 - September 2019

Name or company name	Midlands Smile Centres
Contract type name	GDS Contract
Purpose of contract	General
Contract start date	01/04/2006
Contract end date	

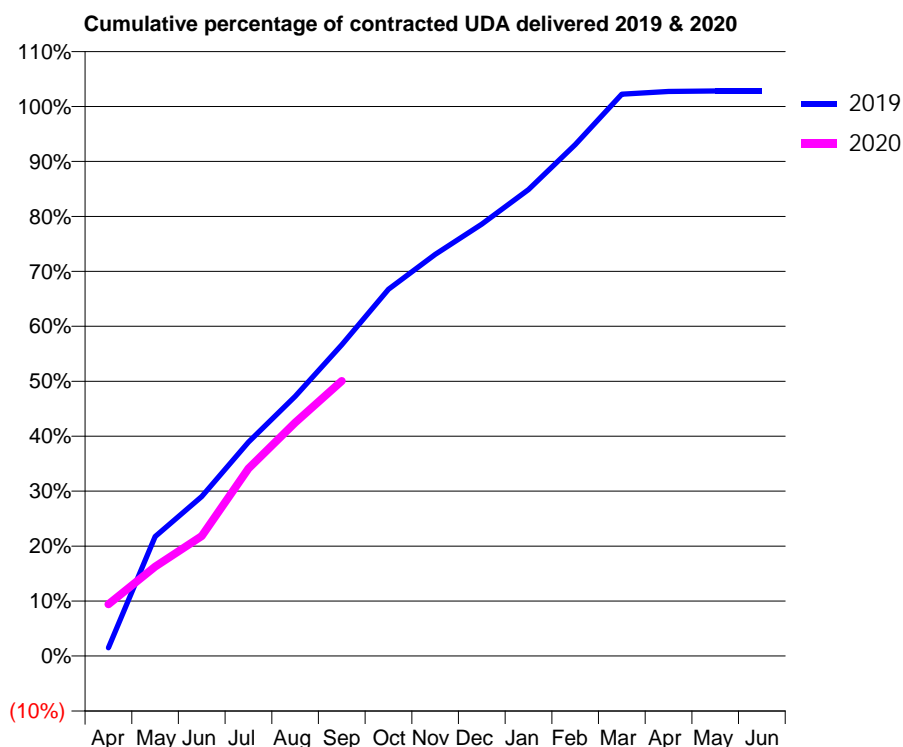
19/20 Contracted general activity (UDA)	14,799
Carry forward general activity (UDA)	-295
19/20 Contracted orthodontic activity (UOA)	0
Carry forward orthodontic activity (UOA)	0
Baseline contract value	£374,390.81

### ACCESS\*

Patients seen in 24 months	Total	Change since previous quarter
Quarter ending September 2018	4,232	
Quarter ending December 2018	4,206	→
Quarter ending March 2019	3,935	↓
Quarter ending June 2019	3,937	→
Quarter ending September 2019	3,876	↓
<b>Variance since September 2018</b>	<b>(8.4%)</b>	<b>↓</b>



### ACTIVITY



Month	Adjusted Scheduled Activity (UDA)	
	2019	2020
April	226	1,397
May	3,221	2,409
June	4,298	3,232
July	5,763	5,048
August	6,996	6,285
September	8,381	7,407
October	9,877	
November	10,815	
December	11,631	
January	12,562	
February	13,772	
March	15,128	
April	15,205	
May	15,214	
June	15,214	

### QUALITY

	Quantity	Base Number	Contract	AT	Region	England
% of FP17s for the same patient ID Re-attending within 3 months - Children	71	1,177	6.0%	9.9%	11.3%	11.5%
% of FP17s for the same patient ID Re-attending within 3 months - Adults	219	1,150	19.0%	14.4%	14.7%	15.4%
% of FP17s for the same patient ID Re-attending between 3 & 9 months - Children	625	1,177	53.1%	53.5%	60.8%	59.7%
% of FP17s for the same patient ID Re-attending between 3 & 9 months - Adults	451	1,150	39.2%	48.5%	52.8%	51.7%
% of FP17s for Band 1 Urgent Courses	139	2,297	6.1%	8.3%	8.2%	9.2%
% of FP17s Relating to Free Repair or Replacements	2	2,297	0.1%	0.7%	0.7%	0.7%
% of FP17s Relating to Continuations	0	2,297	0.0%	0.7%	0.8%	0.8%
% of Patients satisfied with the dentistry they have received	0	0	N/A	92.9%	93.2%	93.5%
% of Patients satisfied with the time they had to wait for an appointment	0	0	N/A	91.6%	88.5%	87.4%

\* This is based on patients treated on this contract for their most recent course of treatment. Figures in italics indicate the base number of FP17s or Patient Questionnaire responses are less than 100. N/A is shown where the base number of responses is less than 10 during the period. % is calculated as Quantity/Base number\*100

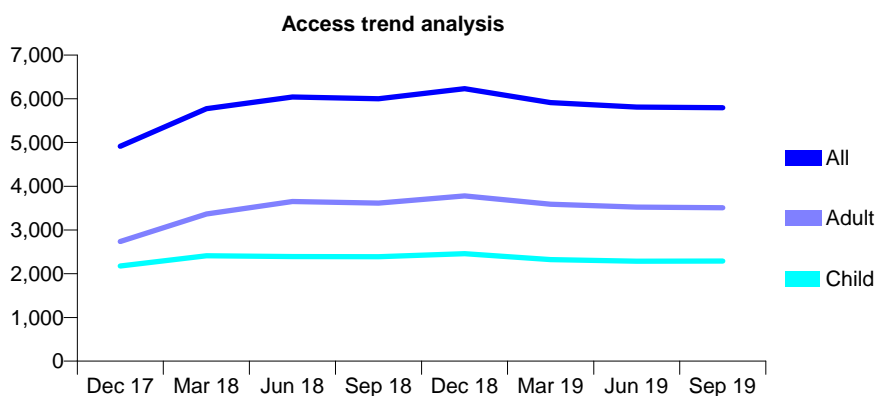
## Q54 - Vital Signs At a Glance Contract Report for 913286/0003 - September 2019

Name or company name	Midlands Smile Centres
Contract type name	GDS Contract
Purpose of contract	General
Contract start date	01/04/2006
Contract end date	

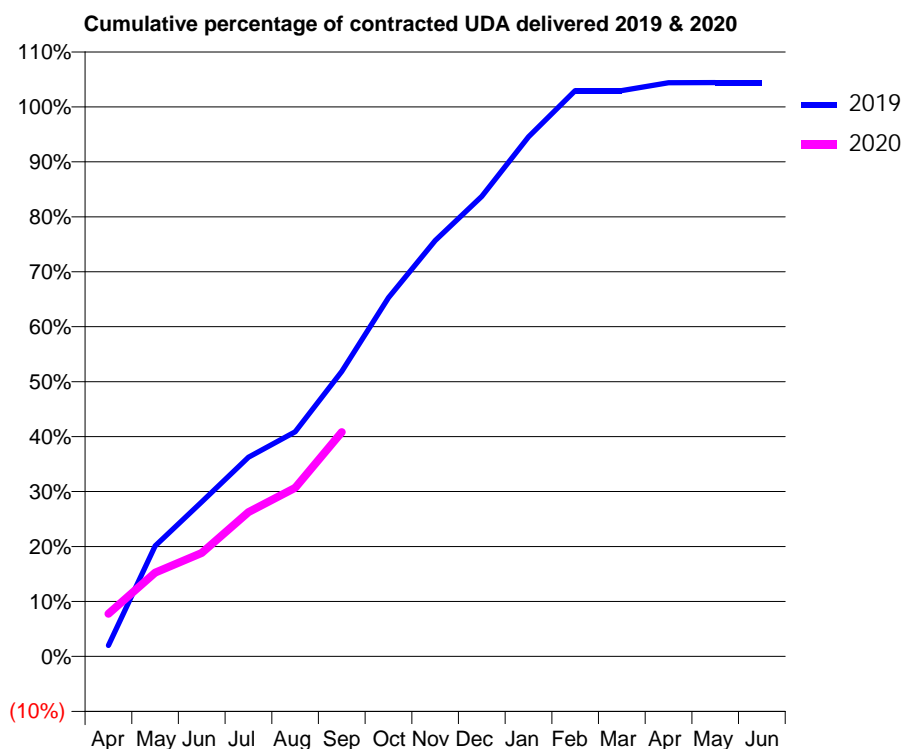
19/20 Contracted general activity (UDA)	13,657
Carry forward general activity (UDA)	-273
19/20 Contracted orthodontic activity (UOA)	0
Carry forward orthodontic activity (UOA)	0
Baseline contract value	£384,004.05

### ACCESS\*

Patients seen in 24 months	Total	Change since previous quarter
Quarter ending September 2018	6,002	
Quarter ending December 2018	6,233	↑
Quarter ending March 2019	5,913	↓
Quarter ending June 2019	5,812	↓
Quarter ending September 2019	5,798	→
<b>Variance since September 2018</b>	<b>(3.4%)</b>	<b>↓</b>



### ACTIVITY



Month	2019	2020
April	273	1,062
May	2,744	2,083
June	3,839	2,572
July	4,950	3,589
August	5,583	4,190
September	7,081	5,576
October	8,916	
November	10,336	
December	11,431	
January	12,910	
February	14,060	
March	14,060	
April	14,257	
May	14,259	
June	14,259	

### QUALITY

	Quantity	Base Number	Contract	AT	Region	England
% of FP17s for the same patient ID Re-attending within 3 months - Children	101	1,304	7.7%	9.9%	11.3%	11.5%
% of FP17s for the same patient ID Re-attending within 3 months - Adults	225	1,302	17.3%	14.4%	14.7%	15.4%
% of FP17s for the same patient ID Re-attending between 3 & 9 months - Children	533	1,304	40.9%	53.5%	60.8%	59.7%
% of FP17s for the same patient ID Re-attending between 3 & 9 months - Adults	438	1,302	33.6%	48.5%	52.8%	51.7%
% of FP17s for Band 1 Urgent Courses	235	2,121	11.1%	8.3%	8.2%	9.2%
% of FP17s Relating to Free Repair or Replacements	0	2,121	0.0%	0.7%	0.7%	0.7%
% of FP17s Relating to Continuations	0	2,121	0.0%	0.7%	0.8%	0.8%
% of Patients satisfied with the dentistry they have received	0	0	N/A	92.9%	93.2%	93.5%
% of Patients satisfied with the time they had to wait for an appointment	0	0	N/A	91.6%	88.5%	87.4%

\* This is based on patients treated on this contract for their most recent course of treatment. Figures in italics indicate the base number of FP17s or Patient Questionnaire responses are less than 100. N/A is shown where the base number of responses is less than 10 during the period. % is calculated as Quantity/Base number\*100

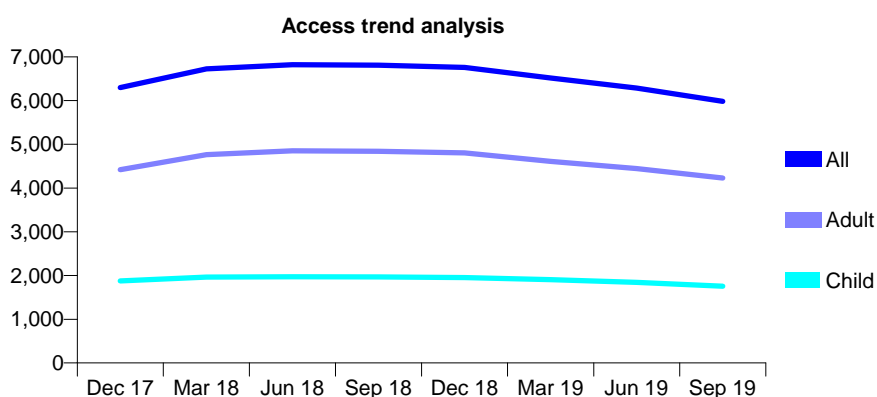
## Q54 - Vital Signs At a Glance Contract Report for 913286/0007 - September 2019

Name or company name	Midlands Smile Centres
Contract type name	GDS Contract
Purpose of contract	General
Contract start date	01/04/2009
Contract end date	

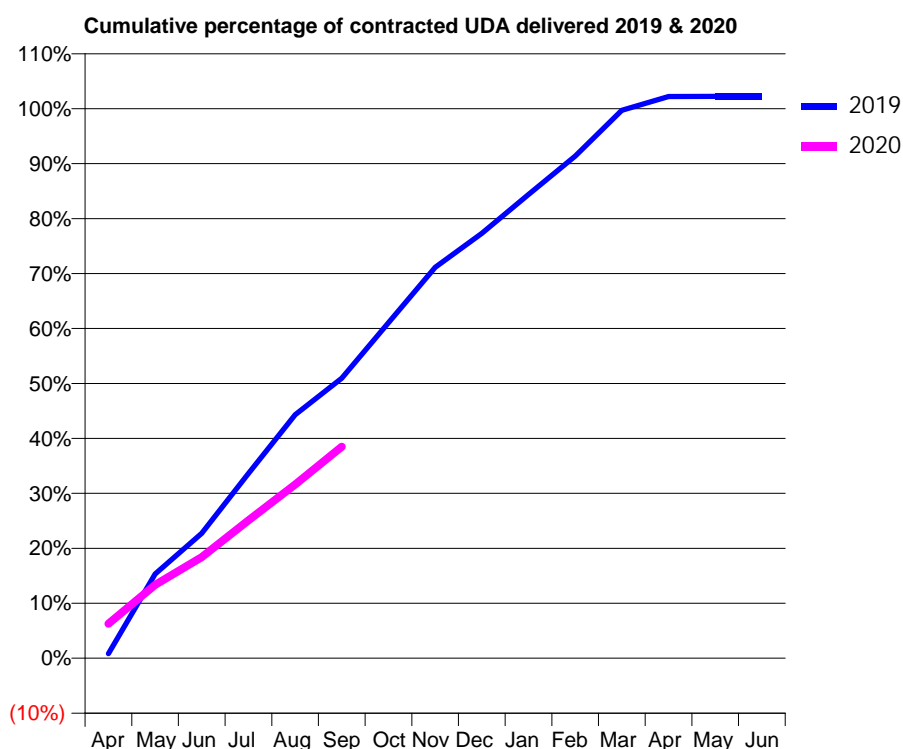
19/20 Contracted general activity (UDA)	19,254
Carry forward general activity (UDA)	-385
19/20 Contracted orthodontic activity (UOA)	0
Carry forward orthodontic activity (UOA)	0
Baseline contract value	£495,468.17

### ACCESS\*

Patients seen in 24 months	Total	Change since previous quarter
Quarter ending September 2018	6,808	
Quarter ending December 2018	6,757	→
Quarter ending March 2019	6,516	↓
Quarter ending June 2019	6,288	↓
Quarter ending September 2019	5,982	↓
<b>Variance since September 2018</b>	<b>(12.1%)</b>	<b>↓</b>



### ACTIVITY



Month	2019	2020
April	162	1,209
May	2,955	2,574
June	4,374	3,544
July	6,474	4,834
August	8,535	6,085
September	9,807	7,406
October	11,755	
November	13,696	
December	14,883	
January	16,248	
February	17,594	
March	19,195	
April	19,676	
May	19,680	
June	19,680	

### QUALITY

	Quantity	Base Number	Contract	AT	Region	England
% of FP17s for the same patient ID Re-attending within 3 months - Children	51	1,007	5.1%	9.9%	11.3%	11.5%
% of FP17s for the same patient ID Re-attending within 3 months - Adults	306	2,051	14.9%	14.4%	14.7%	15.4%
% of FP17s for the same patient ID Re-attending between 3 & 9 months - Children	598	1,007	59.4%	53.5%	60.8%	59.7%
% of FP17s for the same patient ID Re-attending between 3 & 9 months - Adults	1,038	2,051	50.6%	48.5%	52.8%	51.7%
% of FP17s for Band 1 Urgent Courses	241	2,877	8.4%	8.3%	8.2%	9.2%
% of FP17s Relating to Free Repair or Replacements	24	2,877	0.8%	0.7%	0.7%	0.7%
% of FP17s Relating to Continuations	9	2,877	0.3%	0.7%	0.8%	0.8%
% of Patients satisfied with the dentistry they have received	1	1	N/A	92.9%	93.2%	93.5%
% of Patients satisfied with the time they had to wait for an appointment	1	1	N/A	91.6%	88.5%	87.4%

\* This is based on patients treated on this contract for their most recent course of treatment. Figures in italics indicate the base number of FP17s or Patient Questionnaire responses are less than 100. N/A is shown where the base number of responses is less than 10 during the period. % is calculated as Quantity/Base number\*100

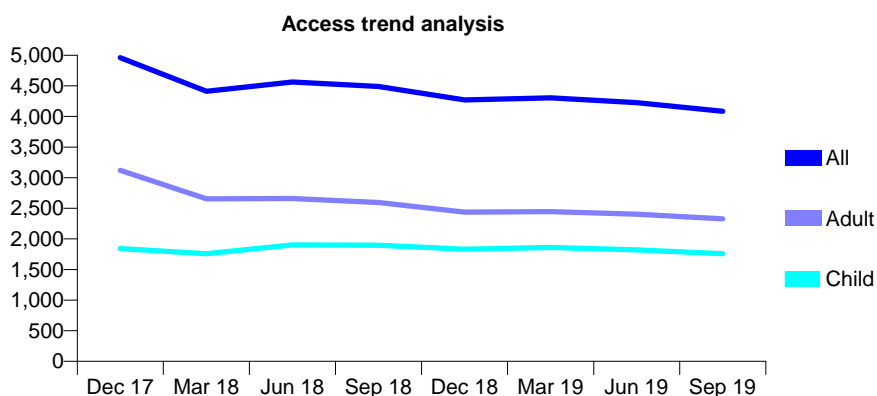
## Q54 - Vital Signs At a Glance Contract Report for 913286/0010 - September 2019

Name or company name	Midlands Smile Centres
Contract type name	GDS Contract
Purpose of contract	General
Contract start date	30/04/2013
Contract end date	

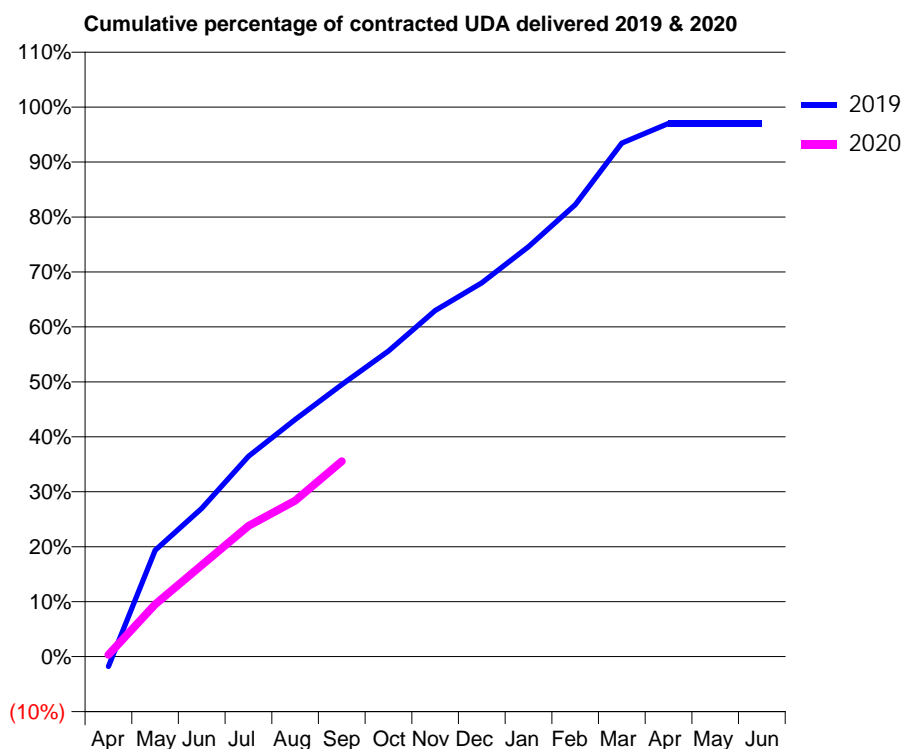
19/20 Contracted general activity (UDA)	13,901
Carry forward general activity (UDA)	414
19/20 Contracted orthodontic activity (UOA)	0
Carry forward orthodontic activity (UOA)	0
Baseline contract value	£378,995.45

### ACCESS\*

Patients seen in 24 months	Total	Change since previous quarter
Quarter ending September 2018	4,492	
Quarter ending December 2018	4,271	↓
Quarter ending March 2019	4,305	→
Quarter ending June 2019	4,225	↓
Quarter ending September 2019	4,084	↓
<b>Variance since September 2018</b>	<b>(9.1%)</b>	<b>↓</b>



### ACTIVITY



Month	Adjusted Scheduled Activity (UDA)	
	2019	2020
April	-253	47
May	2,689	1,321
June	3,752	2,316
July	5,064	3,308
August	5,996	3,946
September	6,880	4,940
October	7,728	
November	8,754	
December	9,453	
January	10,369	
February	11,432	
March	12,988	
April	13,487	
May	13,487	
June	13,487	

### QUALITY

	Quantity	Base Number	Contract	AT	Region	England
% of FP17s for the same patient ID Re-attending within 3 months - Children	67	1,057	6.3%	9.9%	11.3%	11.5%
% of FP17s for the same patient ID Re-attending within 3 months - Adults	186	1,301	14.3%	14.4%	14.7%	15.4%
% of FP17s for the same patient ID Re-attending between 3 & 9 months - Children	597	1,057	56.5%	53.5%	60.8%	59.7%
% of FP17s for the same patient ID Re-attending between 3 & 9 months - Adults	518	1,301	39.8%	48.5%	52.8%	51.7%
% of FP17s for Band 1 Urgent Courses	204	2,199	9.3%	8.3%	8.2%	9.2%
% of FP17s Relating to Free Repair or Replacements	5	2,199	0.2%	0.7%	0.7%	0.7%
% of FP17s Relating to Continuations	5	2,199	0.2%	0.7%	0.8%	0.8%
% of Patients satisfied with the dentistry they have received	2	2	N/A	92.9%	93.2%	93.5%
% of Patients satisfied with the time they had to wait for an appointment	2	2	N/A	91.6%	88.5%	87.4%

\* This is based on patients treated on this contract for their most recent course of treatment. Figures in italics indicate the base number of FP17s or Patient Questionnaire responses are less than 100. N/A is shown where the base number of responses is less than 10 during the period. % is calculated as Quantity/Base number\*100

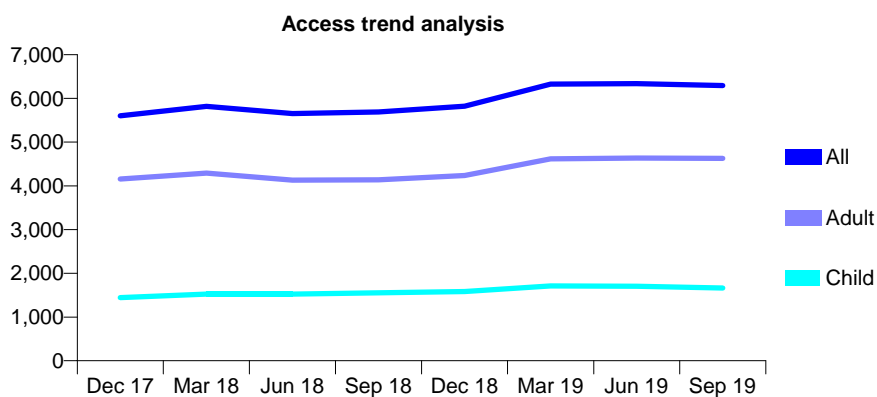
## Q54 - Vital Signs At a Glance Contract Report for 913286/0011 - September 2019

Name or company name	Midlands Smile Centres
Contract type name	GDS Contract
Purpose of contract	General
Contract start date	01/07/2013
Contract end date	

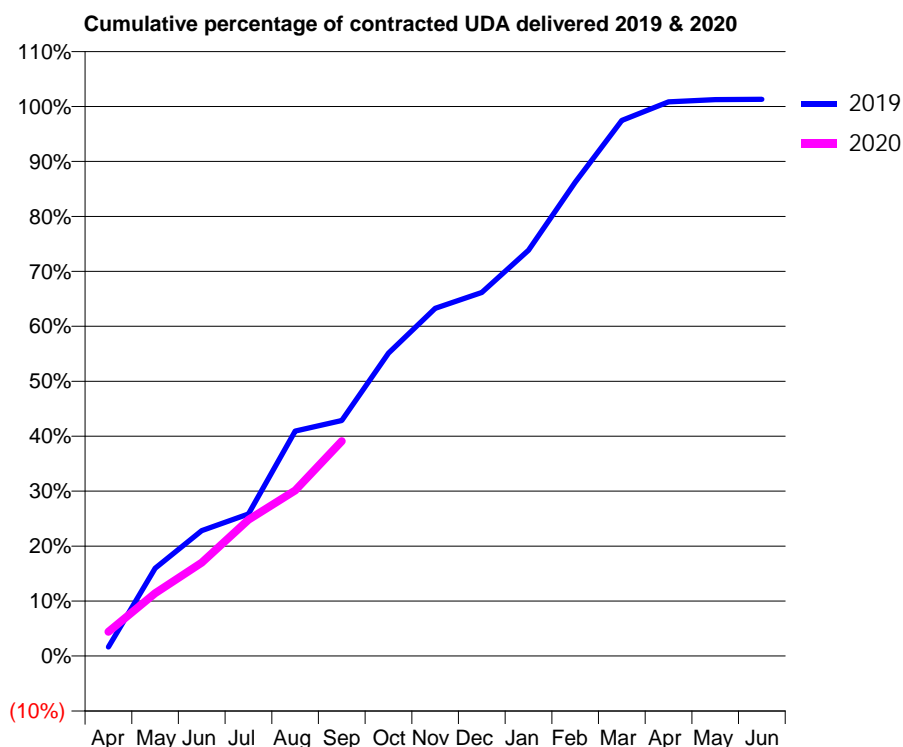
19/20 Contracted general activity (UDA)	15,442
Carry forward general activity (UDA)	-201
19/20 Contracted orthodontic activity (UOA)	0
Carry forward orthodontic activity (UOA)	0
Baseline contract value	£352,321.77

### ACCESS\*

Patients seen in 24 months	Total	Change since previous quarter
Quarter ending September 2018	5,690	
Quarter ending December 2018	5,822	↑
Quarter ending March 2019	6,326	↑
Quarter ending June 2019	6,338	→
Quarter ending September 2019	6,293	→
<b>Variance since September 2018</b>	<b>10.6%</b>	<b>↑</b>



### ACTIVITY



Month	Adjusted Scheduled Activity (UDA)	
	2019	2020
April	252	685
May	2,467	1,768
June	3,523	2,624
July	3,992	3,829
August	6,321	4,651
September	6,616	6,038
October	8,511	
November	9,770	
December	10,216	
January	11,401	
February	13,314	
March	15,052	
April	15,573	
May	15,631	
June	15,644	

### QUALITY

	Quantity	Base Number	Contract	AT	Region	England
% of FP17s for the same patient ID Re-attending within 3 months - Children	73	949	7.7%	9.9%	11.3%	11.5%
% of FP17s for the same patient ID Re-attending within 3 months - Adults	369	2,614	14.1%	14.4%	14.7%	15.4%
% of FP17s for the same patient ID Re-attending between 3 & 9 months - Children	465	949	49.0%	53.5%	60.8%	59.7%
% of FP17s for the same patient ID Re-attending between 3 & 9 months - Adults	1,129	2,614	43.2%	48.5%	52.8%	51.7%
% of FP17s for Band 1 Urgent Courses	524	3,268	16.0%	8.3%	8.2%	9.2%
% of FP17s Relating to Free Repair or Replacements	3	3,268	0.1%	0.7%	0.7%	0.7%
% of FP17s Relating to Continuations	0	3,268	0.0%	0.7%	0.8%	0.8%
% of Patients satisfied with the dentistry they have received	1	1	N/A	92.9%	93.2%	93.5%
% of Patients satisfied with the time they had to wait for an appointment	1	1	N/A	91.6%	88.5%	87.4%

\* This is based on patients treated on this contract for their most recent course of treatment. Figures in italics indicate the base number of FP17s or Patient Questionnaire responses are less than 100. N/A is shown where the base number of responses is less than 10 during the period. % is calculated as Quantity/Base number\*100



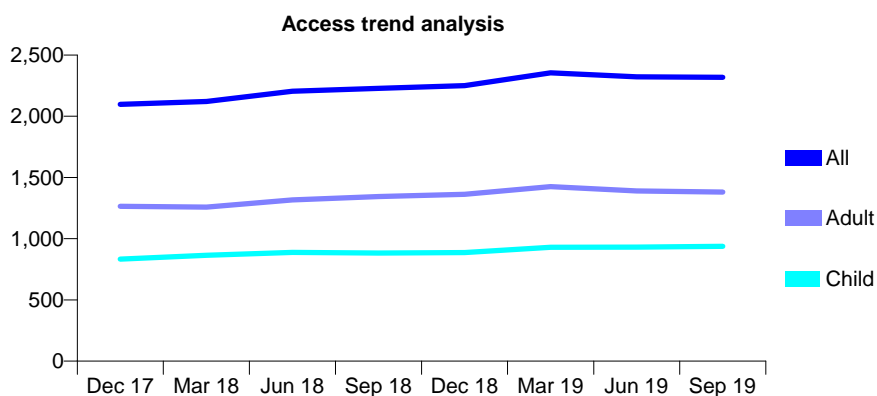
## Q54 - Vital Signs At a Glance Contract Report for 913618/0001 - September 2019

Name or company name	Mere Green Dental
Contract type name	GDS Contract
Purpose of contract	General and Orthodontic
Contract start date	01/04/2006
Contract end date	

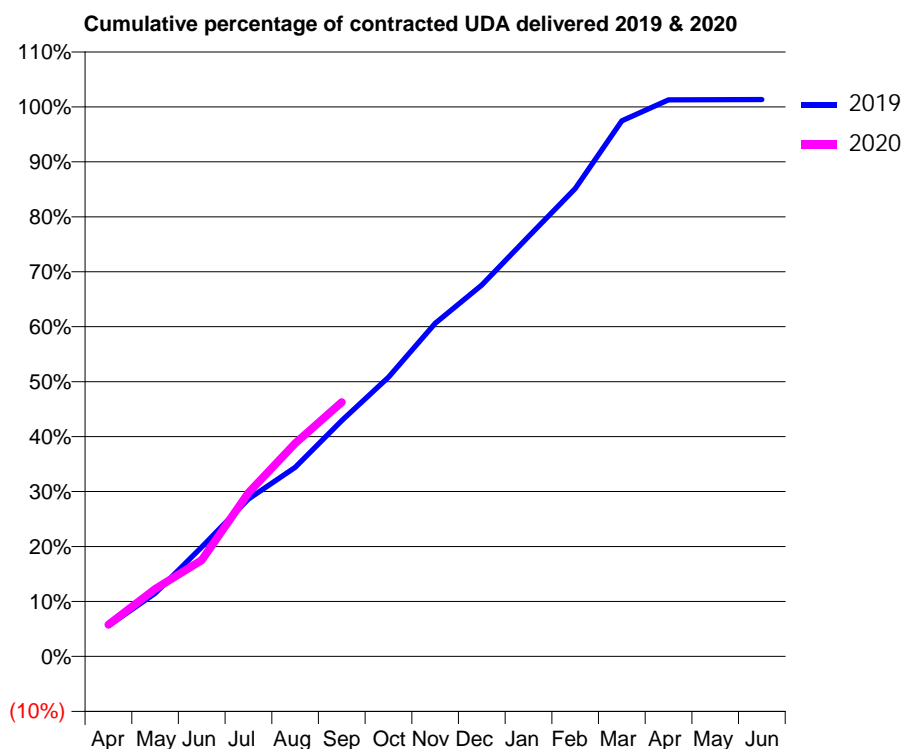
19/20 Contracted general activity (UDA)	5,306
Carry forward general activity (UDA)	-70
19/20 Contracted orthodontic activity (UOA)	959
Carry forward orthodontic activity (UOA)	-19
Baseline contract value	£199,359.30

### ACCESS\*

Patients seen in 24 months	Total	Change since previous quarter
Quarter ending September 2018	2,228	
Quarter ending December 2018	2,250	→
Quarter ending March 2019	2,355	↑
Quarter ending June 2019	2,322	↓
Quarter ending September 2019	2,319	→
<b>Variance since September 2018</b>	<b>4.1%</b>	<b>↑</b>



### ACTIVITY



Month	Adjusted Scheduled Activity (UDA)	
	2019	2020
April	297	307
May	610	653
June	1,057	929
July	1,520	1,581
August	1,826	2,057
September	2,277	2,455
October	2,695	
November	3,217	
December	3,585	
January	4,055	
February	4,517	
March	5,170	
April	5,374	
May	5,375	
June	5,376	

### QUALITY

	Quantity	Base Number	Contract	AT	Region	England
% of FP17s for the same patient ID Re-attending within 3 months - Children	56	717	7.8%	9.9%	11.3%	11.5%
% of FP17s for the same patient ID Re-attending within 3 months - Adults	132	934	14.1%	14.4%	14.7%	15.4%
% of FP17s for the same patient ID Re-attending between 3 & 9 months - Children	422	717	58.9%	53.5%	60.8%	59.7%
% of FP17s for the same patient ID Re-attending between 3 & 9 months - Adults	540	934	57.8%	48.5%	52.8%	51.7%
% of FP17s for Band 1 Urgent Courses	115	1,454	7.9%	8.3%	8.2%	9.2%
% of FP17s Relating to Free Repair or Replacements	1	1,454	0.1%	0.7%	0.7%	0.7%
% of FP17s Relating to Continuations	0	1,454	0.0%	0.7%	0.8%	0.8%
% of Patients satisfied with the dentistry they have received	2	2	N/A	92.9%	93.2%	93.5%
% of Patients satisfied with the time they had to wait for an appointment	2	2	N/A	91.6%	88.5%	87.4%

\* This is based on patients treated on this contract for their most recent course of treatment. Figures in italics indicate the base number of FP17s or Patient Questionnaire responses are less than 100. N/A is shown where the base number of responses is less than 10 during the period. % is calculated as Quantity/Base number\*100

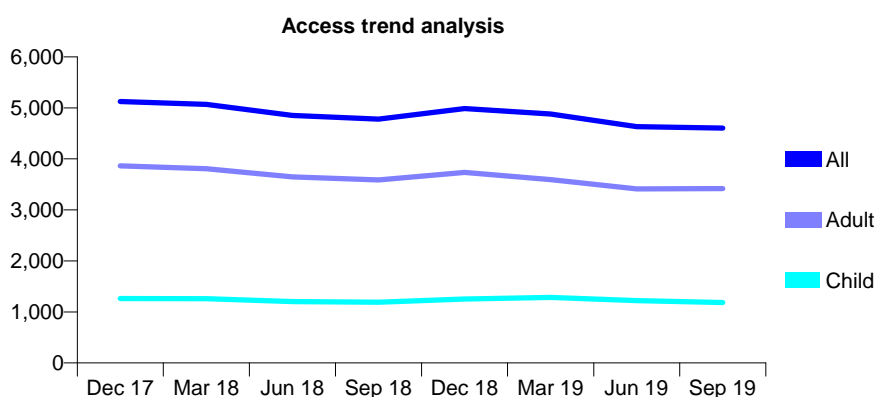
## Q54 - Vital Signs At a Glance Contract Report for 921025/0001 - September 2019

Name or company name	OHC Dental Practice Partnership
Contract type name	GDS Contract
Purpose of contract	General
Contract start date	06/04/2007
Contract end date	

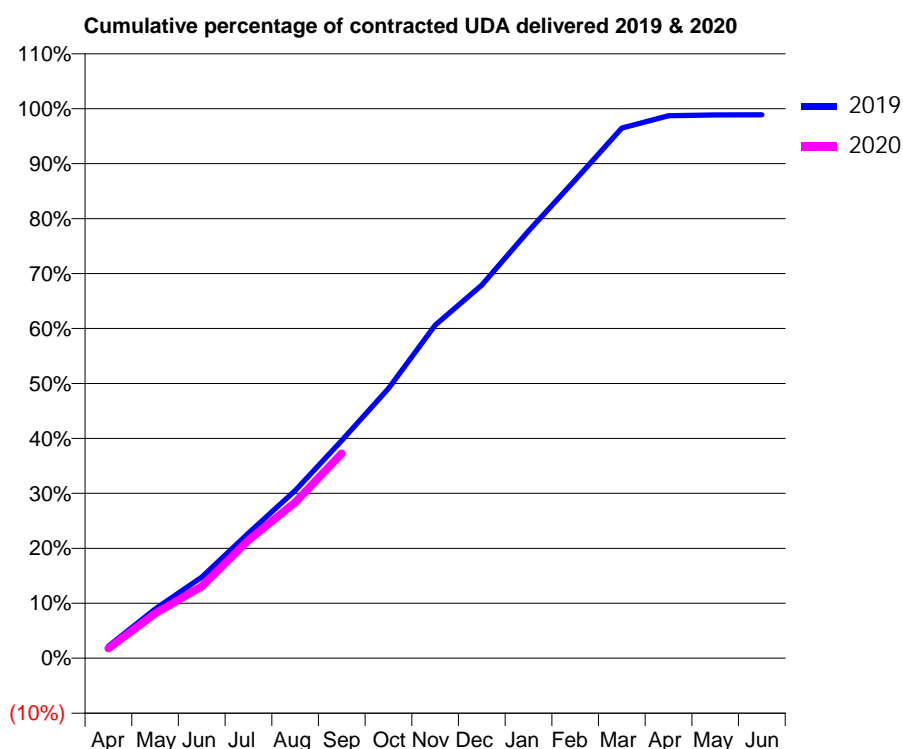
19/20 Contracted general activity (UDA)	17,992
Carry forward general activity (UDA)	203
19/20 Contracted orthodontic activity (UOA)	0
Carry forward orthodontic activity (UOA)	0
Baseline contract value	£427,716.06

### ACCESS\*

Patients seen in 24 months	Total	Change since previous quarter
Quarter ending September 2018	4,780	
Quarter ending December 2018	4,988	↑
Quarter ending March 2019	4,879	↓
Quarter ending June 2019	4,632	↓
Quarter ending September 2019	4,604	→
<b>Variance since September 2018</b>	<b>(3.7%)</b>	<b>↓</b>



### ACTIVITY



Month	2019	2020
April	396	326
May	1,612	1,463
June	2,658	2,349
July	4,091	3,867
August	5,491	5,101
September	7,126	6,705
October	8,831	
November	10,910	
December	12,212	
January	13,986	
February	15,658	
March	17,358	
April	17,761	
May	17,786	
June	17,789	

### QUALITY

	Quantity	Base Number	Contract	AT	Region	England
% of FP17s for the same patient ID Re-attending within 3 months - Children	33	739	4.5%	9.9%	11.3%	11.5%
% of FP17s for the same patient ID Re-attending within 3 months - Adults	334	2,133	15.7%	14.4%	14.7%	15.4%
% of FP17s for the same patient ID Re-attending between 3 & 9 months - Children	444	739	60.1%	53.5%	60.8%	59.7%
% of FP17s for the same patient ID Re-attending between 3 & 9 months - Adults	1,149	2,133	53.9%	48.5%	52.8%	51.7%
% of FP17s for Band 1 Urgent Courses	95	2,748	3.5%	8.3%	8.2%	9.2%
% of FP17s Relating to Free Repair or Replacements	100	2,748	3.6%	0.7%	0.7%	0.7%
% of FP17s Relating to Continuations	38	2,748	1.4%	0.7%	0.8%	0.8%
% of Patients satisfied with the dentistry they have received	0	0	N/A	92.9%	93.2%	93.5%
% of Patients satisfied with the time they had to wait for an appointment	0	0	N/A	91.6%	88.5%	87.4%

\* This is based on patients treated on this contract for their most recent course of treatment.

Figures in italics indicate the base number of FP17s or Patient Questionnaire responses are less than 100. N/A is shown where the base number of responses is less than 10 during the period. % is calculated as Quantity/Base number\*100

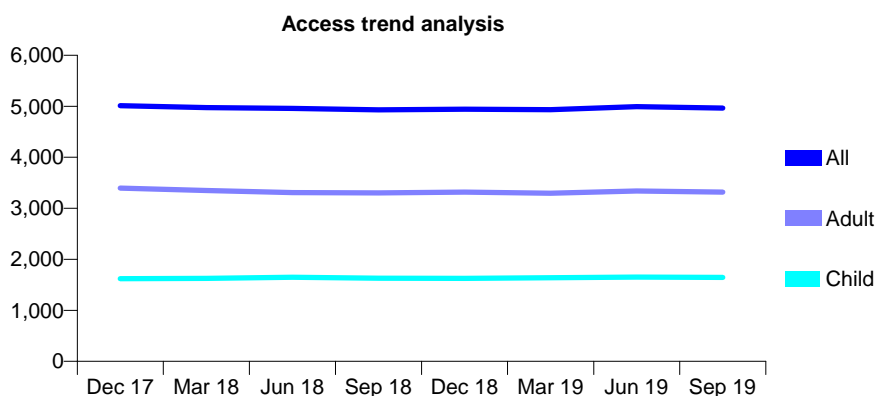
## Q54 - Vital Signs At a Glance Contract Report for 921408/0001 - September 2019

Name or company name	MRS AK KHATKAR
Contract type name	GDS Contract
Purpose of contract	General
Contract start date	01/04/2006
Contract end date	

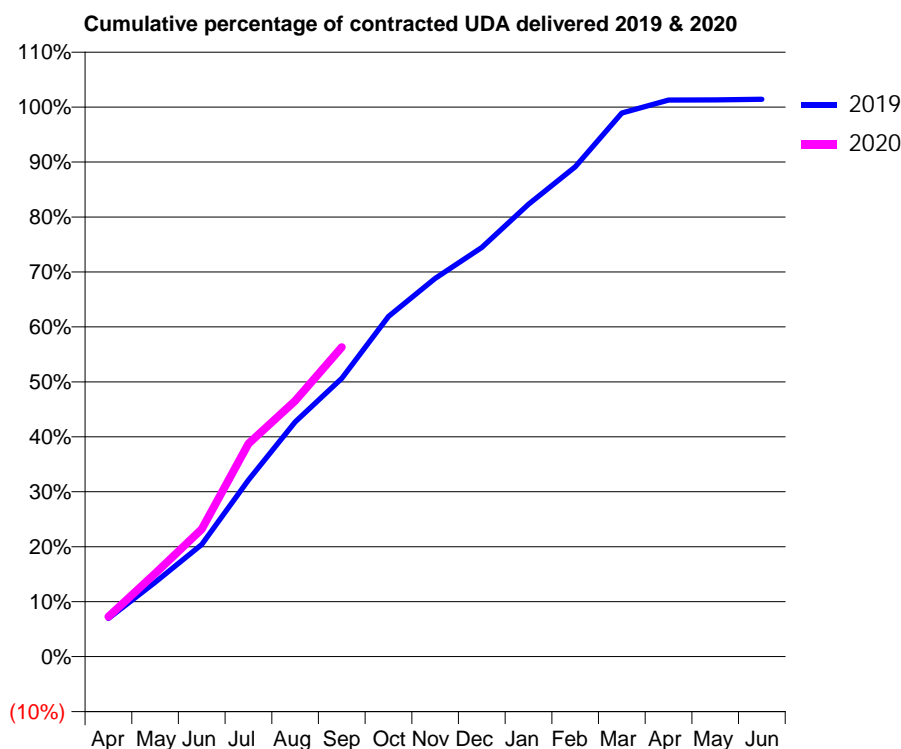
19/20 Contracted general activity (UDA)	8,640
Carry forward general activity (UDA)	-123
19/20 Contracted orthodontic activity (UOA)	0
Carry forward orthodontic activity (UOA)	0
Baseline contract value	£213,870.17

### ACCESS\*

Patients seen in 24 months	Total	Change since previous quarter
Quarter ending September 2018	4,930	
Quarter ending December 2018	4,943	→
Quarter ending March 2019	4,935	→
Quarter ending June 2019	4,991	→
Quarter ending September 2019	4,963	→
<b>Variance since September 2018</b>	<b>0.7%</b>	<b>→</b>



### ACTIVITY



Month	Adjusted Scheduled Activity (UDA)	
	2019	2020
April	600	628
May	1,169	1,308
June	1,762	2,004
July	2,778	3,348
August	3,690	4,023
September	4,375	4,866
October	5,347	
November	5,947	
December	6,434	
January	7,111	
February	7,699	
March	8,546	
April	8,750	
May	8,752	
June	8,763	

### QUALITY

	Quantity	Base Number	Contract	AT	Region	England
% of FP17s for the same patient ID Re-attending within 3 months - Children	67	1,283	5.2%	9.9%	11.3%	11.5%
% of FP17s for the same patient ID Re-attending within 3 months - Adults	203	2,020	10.0%	14.4%	14.7%	15.4%
% of FP17s for the same patient ID Re-attending between 3 & 9 months - Children	806	1,283	62.8%	53.5%	60.8%	59.7%
% of FP17s for the same patient ID Re-attending between 3 & 9 months - Adults	696	2,020	34.5%	48.5%	52.8%	51.7%
% of FP17s for Band 1 Urgent Courses	175	2,746	6.4%	8.3%	8.2%	9.2%
% of FP17s Relating to Free Repair or Replacements	16	2,746	0.6%	0.7%	0.7%	0.7%
% of FP17s Relating to Continuations	6	2,746	0.2%	0.7%	0.8%	0.8%
% of Patients satisfied with the dentistry they have received	0	0	N/A	92.9%	93.2%	93.5%
% of Patients satisfied with the time they had to wait for an appointment	0	0	N/A	91.6%	88.5%	87.4%

\* This is based on patients treated on this contract for their most recent course of treatment. Figures in italics indicate the base number of FP17s or Patient Questionnaire responses are less than 100. N/A is shown where the base number of responses is less than 10 during the period. % is calculated as Quantity/Base number\*100

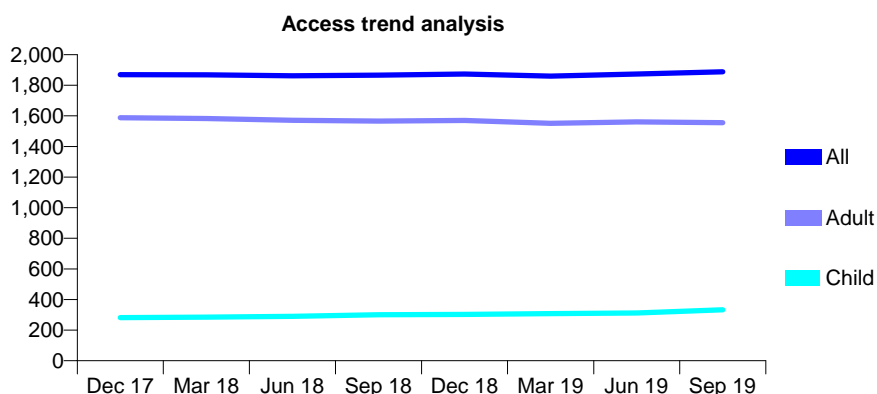
## Q54 - Vital Signs At a Glance Contract Report for 924822/0002 - September 2019

Name or company name	Rai Dental Surgery
Contract type name	GDS Contract
Purpose of contract	General
Contract start date	28/01/2013
Contract end date	

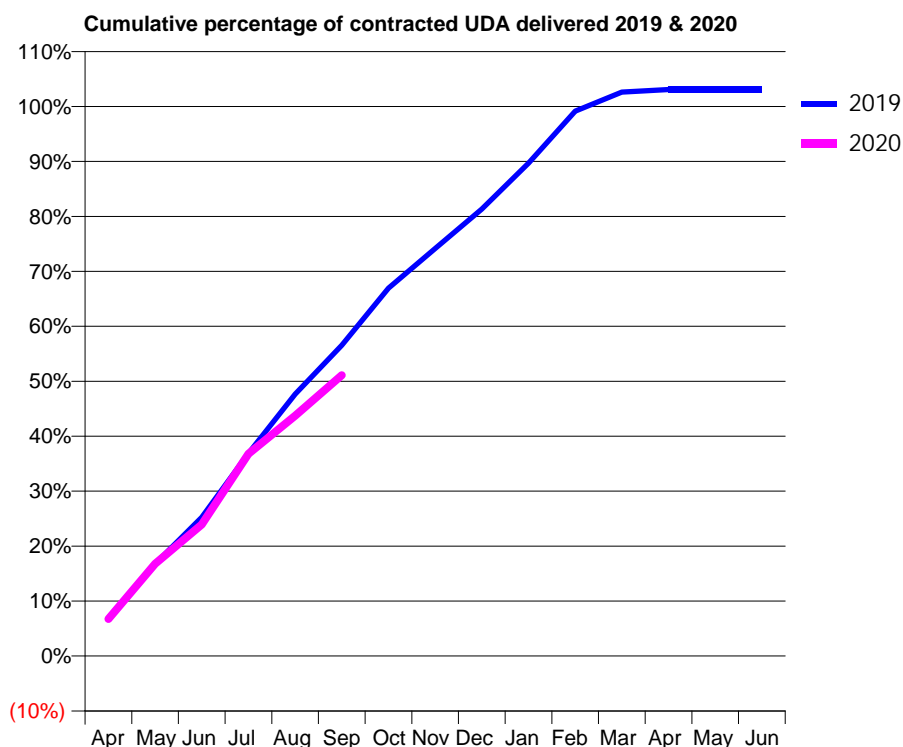
19/20 Contracted general activity (UDA)	6,238
Carry forward general activity (UDA)	-124
19/20 Contracted orthodontic activity (UOA)	0
Carry forward orthodontic activity (UOA)	0
Baseline contract value	£184,756.19

### ACCESS\*

Patients seen in 24 months	Total	Change since previous quarter
Quarter ending September 2018	1,866	
Quarter ending December 2018	1,873	→
Quarter ending March 2019	1,860	→
Quarter ending June 2019	1,873	→
Quarter ending September 2019	1,888	→
<b>Variance since September 2018</b>	<b>1.2%</b>	<b>→</b>



### ACTIVITY



Month	Adjusted Scheduled Activity (UDA)	
	2019	2020
April	432	421
May	1,049	1,047
June	1,575	1,493
July	2,302	2,296
August	2,973	2,727
September	3,527	3,188
October	4,176	
November	4,626	
December	5,074	
January	5,594	
February	6,185	
March	6,401	
April	6,429	
May	6,429	
June	6,429	

### QUALITY

	Quantity	Base Number	Contract	AT	Region	England
% of FP17s for the same patient ID Re-attending within 3 months - Children	8	267	3.0%	9.9%	11.3%	11.5%
% of FP17s for the same patient ID Re-attending within 3 months - Adults	106	1,265	8.4%	14.4%	14.7%	15.4%
% of FP17s for the same patient ID Re-attending between 3 & 9 months - Children	191	267	71.5%	53.5%	60.8%	59.7%
% of FP17s for the same patient ID Re-attending between 3 & 9 months - Adults	922	1,265	72.9%	48.5%	52.8%	51.7%
% of FP17s for Band 1 Urgent Courses	38	1,518	2.5%	8.3%	8.2%	9.2%
% of FP17s Relating to Free Repair or Replacements	18	1,518	1.2%	0.7%	0.7%	0.7%
% of FP17s Relating to Continuations	11	1,518	0.7%	0.7%	0.8%	0.8%
% of Patients satisfied with the dentistry they have received	0	0	N/A	92.9%	93.2%	93.5%
% of Patients satisfied with the time they had to wait for an appointment	0	0	N/A	91.6%	88.5%	87.4%

\* This is based on patients treated on this contract for their most recent course of treatment. Figures in italics indicate the base number of FP17s or Patient Questionnaire responses are less than 100. N/A is shown where the base number of responses is less than 10 during the period. % is calculated as Quantity/Base number\*100

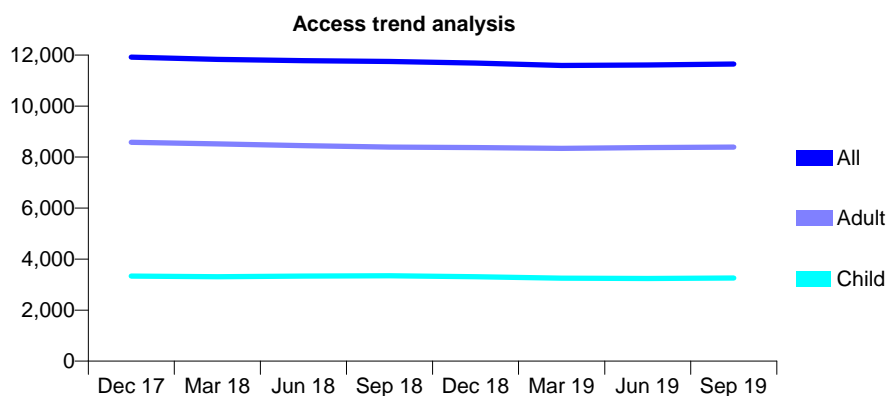
## Q54 - Vital Signs At a Glance Contract Report for 927724/0002 - September 2019

Name or company name	Thandi, Chana, & Dehal Dental Surgery
Contract type name	GDS Contract
Purpose of contract	General
Contract start date	01/04/2006
Contract end date	

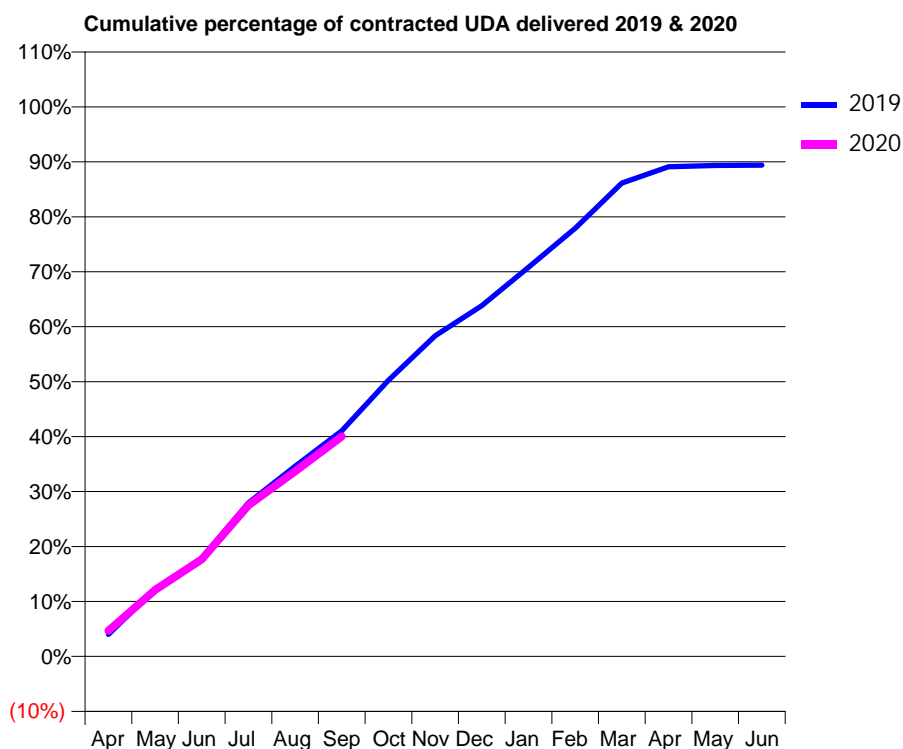
19/20 Contracted general activity (UDA)	37,097
Carry forward general activity (UDA)	0
19/20 Contracted orthodontic activity (UOA)	0
Carry forward orthodontic activity (UOA)	0
Baseline contract value	£1,010,566.34

### ACCESS\*

Patients seen in 24 months	Total	Change since previous quarter
Quarter ending September 2018	11,747	
Quarter ending December 2018	11,685	→
Quarter ending March 2019	11,597	→
Quarter ending June 2019	11,611	→
Quarter ending September 2019	11,647	→
<b>Variance since September 2018</b>	<b>(0.9%)</b>	→



### ACTIVITY



Month	2019	2020
April	1,492	1,731
May	4,553	4,484
June	6,629	6,561
July	10,366	10,201
August	12,840	12,498
September	15,225	14,845
October	18,641	
November	21,642	
December	23,668	
January	26,277	
February	28,900	
March	31,954	
April	33,055	
May	33,144	
June	33,159	

### QUALITY

	Quantity	Base Number	Contract	AT	Region	England
% of FP17s for the same patient ID Re-attending within 3 months - Children	103	2,089	4.9%	9.9%	11.3%	11.5%
% of FP17s for the same patient ID Re-attending within 3 months - Adults	533	4,890	10.9%	14.4%	14.7%	15.4%
% of FP17s for the same patient ID Re-attending between 3 & 9 months - Children	1,026	2,089	49.1%	53.5%	60.8%	59.7%
% of FP17s for the same patient ID Re-attending between 3 & 9 months - Adults	2,046	4,890	41.8%	48.5%	52.8%	51.7%
% of FP17s for Band 1 Urgent Courses	457	6,514	7.0%	8.3%	8.2%	9.2%
% of FP17s Relating to Free Repair or Replacements	64	6,514	1.0%	0.7%	0.7%	0.7%
% of FP17s Relating to Continuations	18	6,514	0.3%	0.7%	0.8%	0.8%
% of Patients satisfied with the dentistry they have received	1	1	N/A	92.9%	93.2%	93.5%
% of Patients satisfied with the time they had to wait for an appointment	1	1	N/A	91.6%	88.5%	87.4%

\* This is based on patients treated on this contract for their most recent course of treatment. Figures in italics indicate the base number of FP17s or Patient Questionnaire responses are less than 100. N/A is shown where the base number of responses is less than 10 during the period. % is calculated as Quantity/Base number\*100

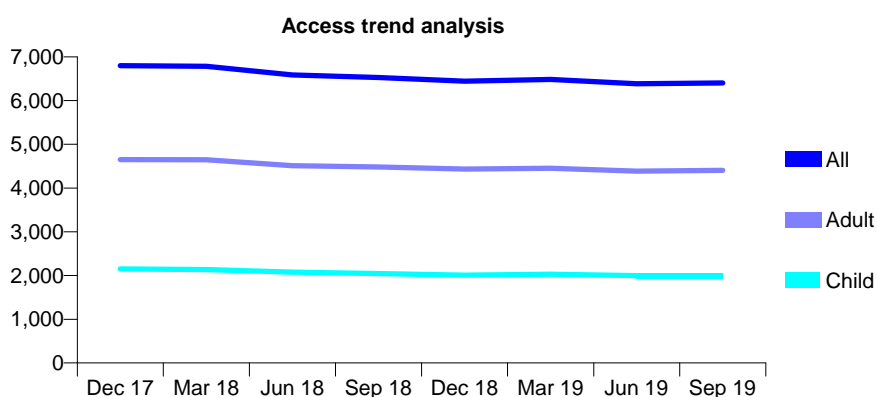
## Q54 - Vital Signs At a Glance Contract Report for 931152/0001 - September 2019

Name or company name	MR TS MAROK
Contract type name	GDS Contract
Purpose of contract	General and Orthodontic
Contract start date	01/04/2006
Contract end date	

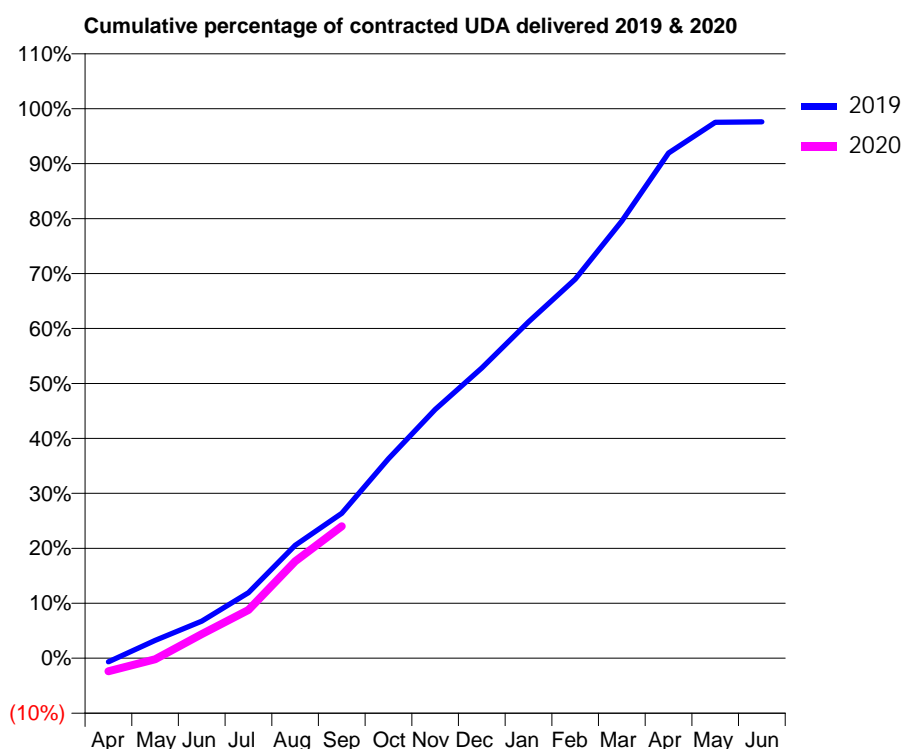
19/20 Contracted general activity (UDA)	22,662
Carry forward general activity (UDA)	543
19/20 Contracted orthodontic activity (UOA)	20
Carry forward orthodontic activity (UOA)	-1
Baseline contract value	£575,589.98

### ACCESS\*

Patients seen in 24 months	Total	Change since previous quarter
Quarter ending September 2018	6,529	
Quarter ending December 2018	6,442	↓
Quarter ending March 2019	6,484	→
Quarter ending June 2019	6,386	↓
Quarter ending September 2019	6,403	→
<b>Variance since September 2018</b>	<b>(1.9%)</b>	<b>↓</b>



### ACTIVITY



Month	2019	2020
April	-149	-543
May	735	-45
June	1,524	992
July	2,703	1,987
August	4,653	3,997
September	5,978	5,442
October	8,230	
November	10,261	
December	11,972	
January	13,866	
February	15,631	
March	18,024	
April	20,835	
May	22,099	
June	22,119	

### QUALITY

	Quantity	Base Number	Contract	AT	Region	England
% of FP17s for the same patient ID Re-attending within 3 months - Children	156	1,656	9.4%	9.9%	11.3%	11.5%
% of FP17s for the same patient ID Re-attending within 3 months - Adults	309	2,772	11.1%	14.4%	14.7%	15.4%
% of FP17s for the same patient ID Re-attending between 3 & 9 months - Children	990	1,656	59.8%	53.5%	60.8%	59.7%
% of FP17s for the same patient ID Re-attending between 3 & 9 months - Adults	1,583	2,772	57.1%	48.5%	52.8%	51.7%
% of FP17s for Band 1 Urgent Courses	193	2,883	6.7%	8.3%	8.2%	9.2%
% of FP17s Relating to Free Repair or Replacements	21	2,883	0.7%	0.7%	0.7%	0.7%
% of FP17s Relating to Continuations	2	2,883	0.1%	0.7%	0.8%	0.8%
% of Patients satisfied with the dentistry they have received	0	0	N/A	92.9%	93.2%	93.5%
% of Patients satisfied with the time they had to wait for an appointment	0	0	N/A	91.6%	88.5%	87.4%

\* This is based on patients treated on this contract for their most recent course of treatment.

Figures in italics indicate the base number of FP17s or Patient Questionnaire responses are less than 100. N/A is shown where the base number of responses is less than 10 during the period. % is calculated as Quantity/Base number\*100

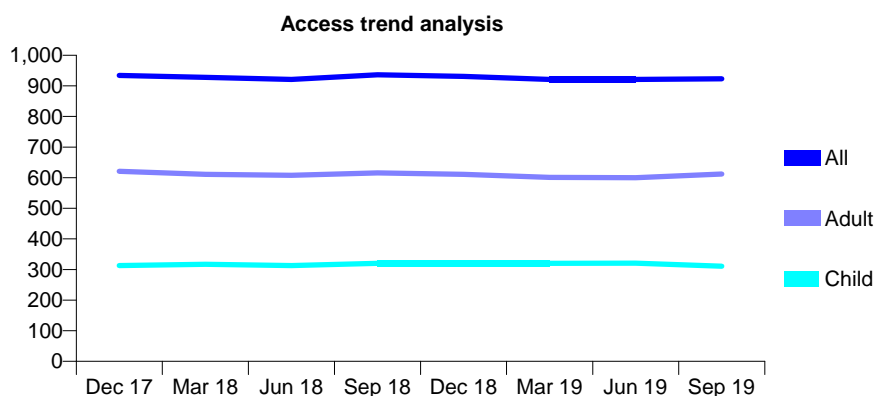
## Q54 - Vital Signs At a Glance Contract Report for 931446/0001 - September 2019

Name or company name	MR WW YIP
Contract type name	GDS Contract
Purpose of contract	General
Contract start date	01/04/2006
Contract end date	

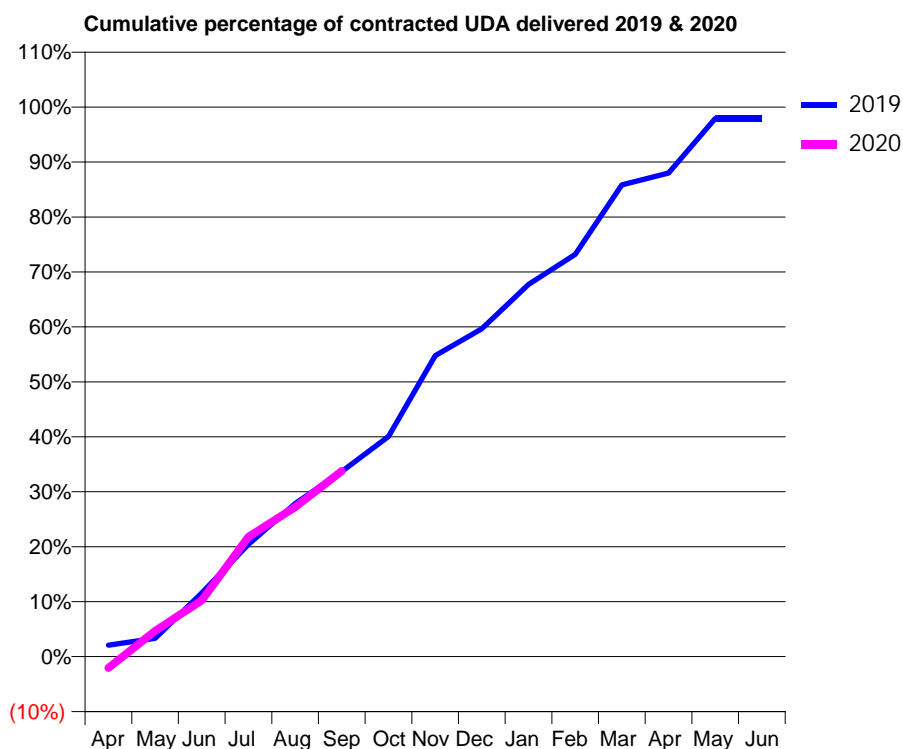
19/20 Contracted general activity (UDA)	3,873
Carry forward general activity (UDA)	80
19/20 Contracted orthodontic activity (UOA)	0
Carry forward orthodontic activity (UOA)	0
Baseline contract value	£97,872.03

### ACCESS\*

Patients seen in 24 months	Total	Change since previous quarter
Quarter ending September 2018	936	
Quarter ending December 2018	931	→
Quarter ending March 2019	921	↓
Quarter ending June 2019	921	→
Quarter ending September 2019	923	→
<b>Variance since September 2018</b>	<b>(1.4%)</b>	<b>↓</b>



### ACTIVITY



Month	Adjusted Scheduled Activity (UDA)	
	2019	2020
April	81	-80
May	129	181
June	449	397
July	791	845
August	1,080	1,054
September	1,304	1,308
October	1,551	
November	2,120	
December	2,311	
January	2,623	
February	2,835	
March	3,325	
April	3,407	
May	3,793	
June	3,793	

### QUALITY

	Quantity	Base Number	Contract	AT	Region	England
% of FP17s for the same patient ID Re-attending within 3 months - Children	26	220	11.8%	9.9%	11.3%	11.5%
% of FP17s for the same patient ID Re-attending within 3 months - Adults	137	543	25.2%	14.4%	14.7%	15.4%
% of FP17s for the same patient ID Re-attending between 3 & 9 months - Children	121	220	55.0%	53.5%	60.8%	59.7%
% of FP17s for the same patient ID Re-attending between 3 & 9 months - Adults	282	543	51.9%	48.5%	52.8%	51.7%
% of FP17s for Band 1 Urgent Courses	118	678	17.4%	8.3%	8.2%	9.2%
% of FP17s Relating to Free Repair or Replacements	1	678	0.1%	0.7%	0.7%	0.7%
% of FP17s Relating to Continuations	9	678	1.3%	0.7%	0.8%	0.8%
% of Patients satisfied with the dentistry they have received	0	0	N/A	92.9%	93.2%	93.5%
% of Patients satisfied with the time they had to wait for an appointment	0	0	N/A	91.6%	88.5%	87.4%

\* This is based on patients treated on this contract for their most recent course of treatment. Figures in italics indicate the base number of FP17s or Patient Questionnaire responses are less than 100. N/A is shown where the base number of responses is less than 10 during the period. % is calculated as Quantity/Base number\*100

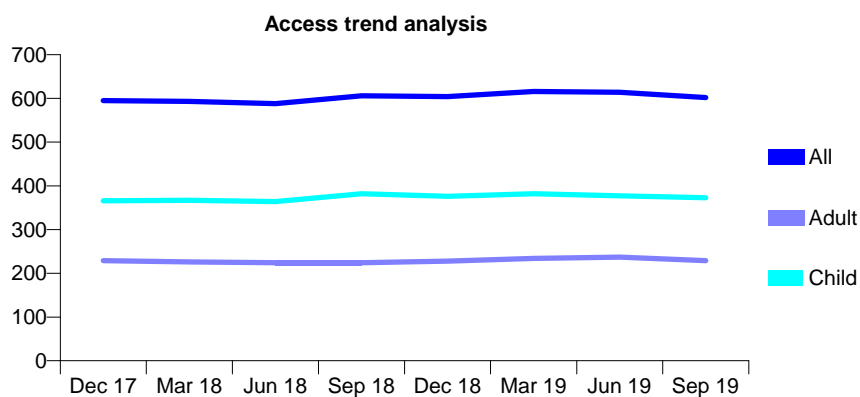
## Q54 - Vital Signs At a Glance Contract Report for 936448/0001 - September 2019

Name or company name	MR SW PIPE
Contract type name	GDS Contract
Purpose of contract	General
Contract start date	01/04/2006
Contract end date	

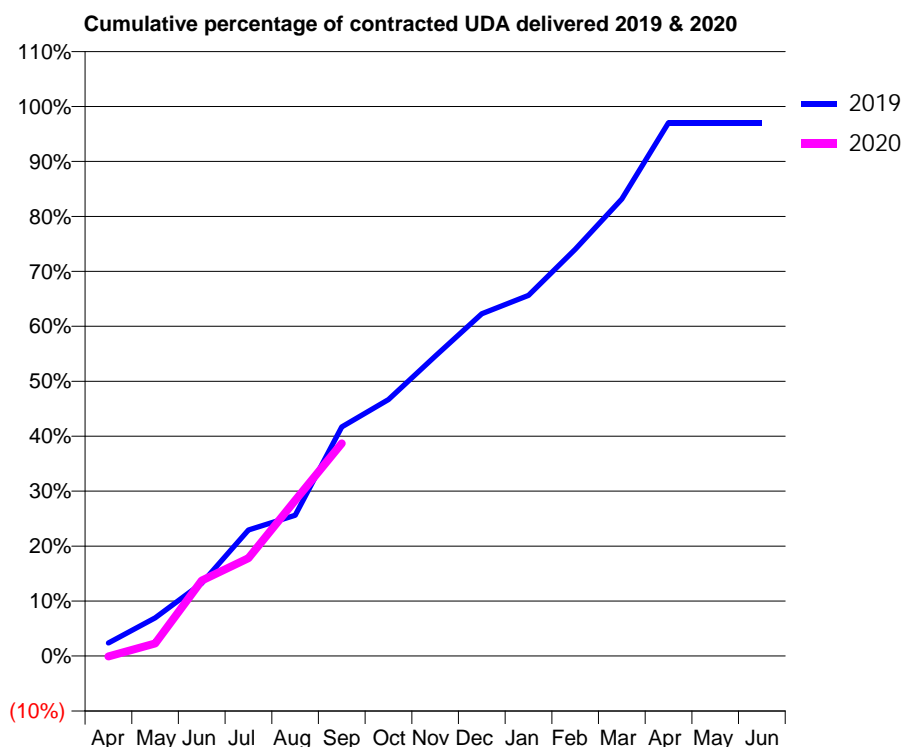
19/20 Contracted general activity (UDA)	1,050
Carry forward general activity (UDA)	30
19/20 Contracted orthodontic activity (UOA)	0
Carry forward orthodontic activity (UOA)	0
Baseline contract value	£26,784.84

### ACCESS\*

Patients seen in 24 months	Total	Change since previous quarter
Quarter ending September 2018	606	
Quarter ending December 2018	604	→
Quarter ending March 2019	616	→
Quarter ending June 2019	614	→
Quarter ending September 2019	602	↓
<b>Variance since September 2018</b>	<b>(0.7%)</b>	<b>→</b>



### ACTIVITY



Month	Adjusted Scheduled Activity (UDA)	
	2019	2020
April	25	-1
May	73	24
June	139	144
July	241	187
August	269	297
September	438	406
October	490	
November	573	
December	654	
January	689	
February	777	
March	873	
April	1,019	
May	1,019	
June	1,019	

### QUALITY

	Quantity	Base Number	Contract	AT	Region	England
% of FP17s for the same patient ID Re-attending within 3 months - Children	10	293	3.4%	9.9%	11.3%	11.5%
% of FP17s for the same patient ID Re-attending within 3 months - Adults	4	114	3.5%	14.4%	14.7%	15.4%
% of FP17s for the same patient ID Re-attending between 3 & 9 months - Children	159	293	54.3%	53.5%	60.8%	59.7%
% of FP17s for the same patient ID Re-attending between 3 & 9 months - Adults	57	114	50.0%	48.5%	52.8%	51.7%
% of FP17s for Band 1 Urgent Courses	2	323	0.6%	8.3%	8.2%	9.2%
% of FP17s Relating to Free Repair or Replacements	1	323	0.3%	0.7%	0.7%	0.7%
% of FP17s Relating to Continuations	0	323	0.0%	0.7%	0.8%	0.8%
% of Patients satisfied with the dentistry they have received	0	0	N/A	92.9%	93.2%	93.5%
% of Patients satisfied with the time they had to wait for an appointment	0	0	N/A	91.6%	88.5%	87.4%

\* This is based on patients treated on this contract for their most recent course of treatment. Figures in italics indicate the base number of FP17s or Patient Questionnaire responses are less than 100. N/A is shown where the base number of responses is less than 10 during the period. % is calculated as Quantity/Base number\*100



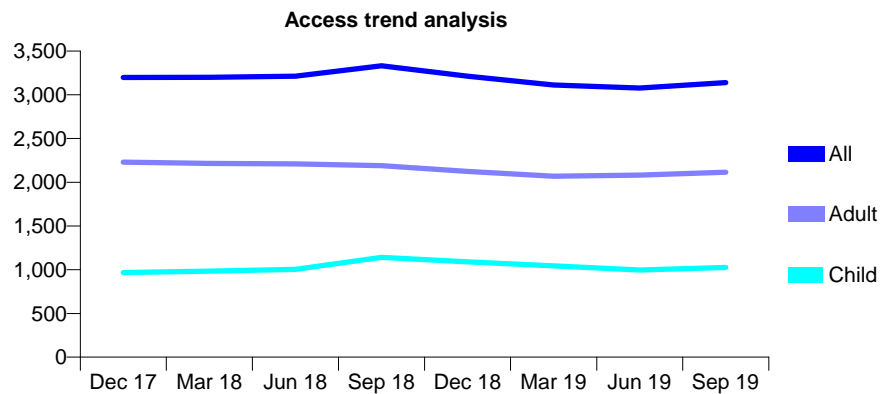
## Q54 - Vital Signs At a Glance Contract Report for 936596/0001 - September 2019

Name or company name	MR M ASGHARI TAVANEI GILANI
Contract type name	GDS Contract
Purpose of contract	General
Contract start date	01/04/2006
Contract end date	

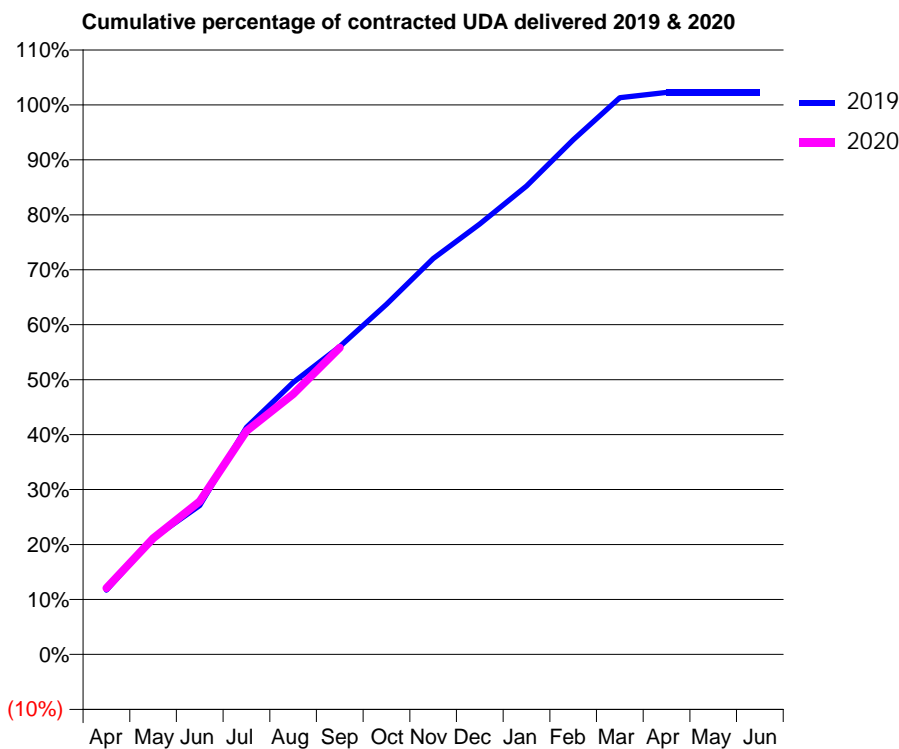
19/20 Contracted general activity (UDA)	9,921
Carry forward general activity (UDA)	-198
19/20 Contracted orthodontic activity (UOA)	0
Carry forward orthodontic activity (UOA)	0
Baseline contract value	£286,910.02

### ACCESS\*

Patients seen in 24 months	Total	Change since previous quarter
Quarter ending September 2018	3,331	
Quarter ending December 2018	3,212	↓
Quarter ending March 2019	3,112	↓
Quarter ending June 2019	3,077	↓
Quarter ending September 2019	3,140	↑
<b>Variance since September 2018</b>	<b>(5.7%)</b>	<b>↓</b>



### ACTIVITY



Month	Adjusted Scheduled Activity (UDA)	
	2019	2020
April	1,162	1,198
May	2,095	2,096
June	2,688	2,763
July	4,098	4,031
August	4,910	4,698
September	5,557	5,537
October	6,321	
November	7,146	
December	7,770	
January	8,453	
February	9,290	
March	10,050	
April	10,144	
May	10,145	
June	10,145	

### QUALITY

	Quantity	Base Number	Contract	AT	Region	England
% of FP17s for the same patient ID Re-attending within 3 months - Children	33	785	4.2%	9.9%	11.3%	11.5%
% of FP17s for the same patient ID Re-attending within 3 months - Adults	178	1,399	12.7%	14.4%	14.7%	15.4%
% of FP17s for the same patient ID Re-attending between 3 & 9 months - Children	417	785	53.1%	53.5%	60.8%	59.7%
% of FP17s for the same patient ID Re-attending between 3 & 9 months - Adults	583	1,399	41.7%	48.5%	52.8%	51.7%
% of FP17s for Band 1 Urgent Courses	178	2,115	8.4%	8.3%	8.2%	9.2%
% of FP17s Relating to Free Repair or Replacements	1	2,115	0.0%	0.7%	0.7%	0.7%
% of FP17s Relating to Continuations	0	2,115	0.0%	0.7%	0.8%	0.8%
% of Patients satisfied with the dentistry they have received	1	1	N/A	92.9%	93.2%	93.5%
% of Patients satisfied with the time they had to wait for an appointment	1	1	N/A	91.6%	88.5%	87.4%

\* This is based on patients treated on this contract for their most recent course of treatment. Figures in italics indicate the base number of FP17s or Patient Questionnaire responses are less than 100. N/A is shown where the base number of responses is less than 10 during the period. % is calculated as Quantity/Base number\*100

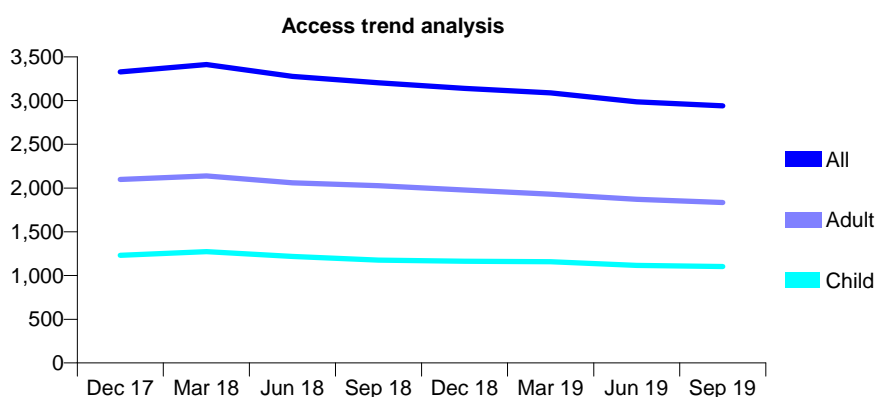
## Q54 - Vital Signs At a Glance Contract Report for 938181/0001 - September 2019

Name or company name	MR SS ATTHI
Contract type name	GDS Contract
Purpose of contract	General and Orthodontic
Contract start date	01/04/2006
Contract end date	

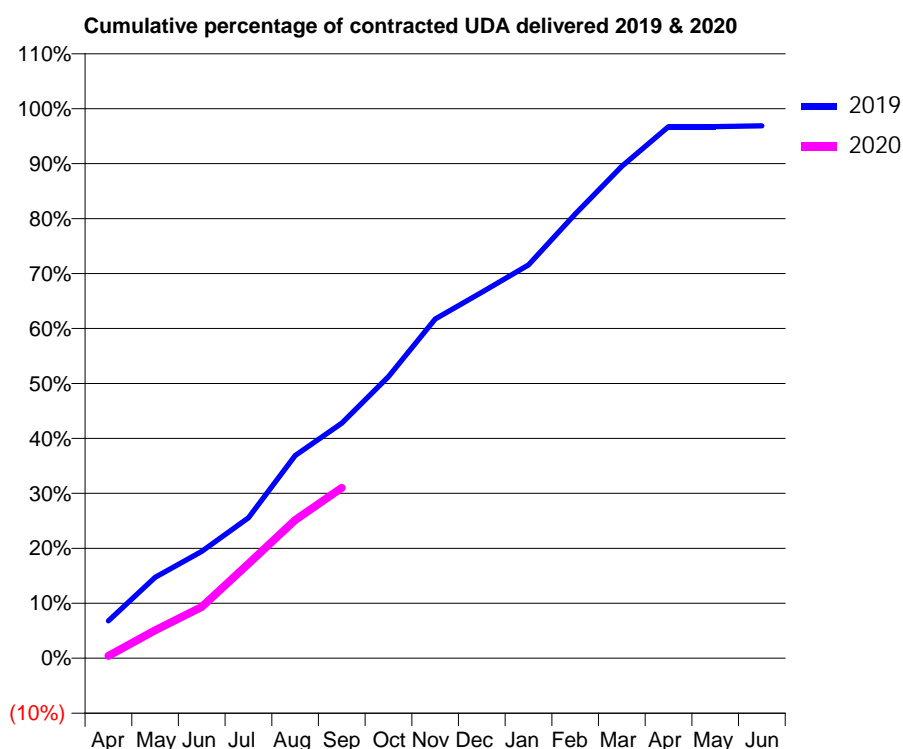
19/20 Contracted general activity (UDA)	11,107
Carry forward general activity (UDA)	348
19/20 Contracted orthodontic activity (UOA)	587
Carry forward orthodontic activity (UOA)	-3
Baseline contract value	£386,245.21

### ACCESS\*

Patients seen in 24 months	Total	Change since previous quarter
Quarter ending September 2018	3,204	
Quarter ending December 2018	3,140	↓
Quarter ending March 2019	3,088	↓
Quarter ending June 2019	2,985	↓
Quarter ending September 2019	2,939	↓
<b>Variance since September 2018</b>	<b>(8.3%)</b>	<b>↓</b>



### ACTIVITY



Month	2019	2020
April	757	48
May	1,636	564
June	2,159	1,037
July	2,838	1,908
August	4,097	2,793
September	4,751	3,445
October	5,691	
November	6,856	
December	7,394	
January	7,949	
February	8,976	
March	9,942	
April	10,744	
May	10,744	
June	10,759	

### QUALITY

	Quantity	Base Number	Contract	AT	Region	England
% of FP17s for the same patient ID Re-attending within 3 months - Children	31	718	4.3%	9.9%	11.3%	11.5%
% of FP17s for the same patient ID Re-attending within 3 months - Adults	135	1,054	12.8%	14.4%	14.7%	15.4%
% of FP17s for the same patient ID Re-attending between 3 & 9 months - Children	278	718	38.7%	53.5%	60.8%	59.7%
% of FP17s for the same patient ID Re-attending between 3 & 9 months - Adults	301	1,054	28.6%	48.5%	52.8%	51.7%
% of FP17s for Band 1 Urgent Courses	313	1,428	21.9%	8.3%	8.2%	9.2%
% of FP17s Relating to Free Repair or Replacements	0	1,428	0.0%	0.7%	0.7%	0.7%
% of FP17s Relating to Continuations	1	1,428	0.1%	0.7%	0.8%	0.8%
% of Patients satisfied with the dentistry they have received	0	0	N/A	92.9%	93.2%	93.5%
% of Patients satisfied with the time they had to wait for an appointment	0	0	N/A	91.6%	88.5%	87.4%

\* This is based on patients treated on this contract for their most recent course of treatment.

Figures in italics indicate the base number of FP17s or Patient Questionnaire responses are less than 100. N/A is shown where the base number of responses is less than 10 during the period. % is calculated as Quantity/Base number\*100

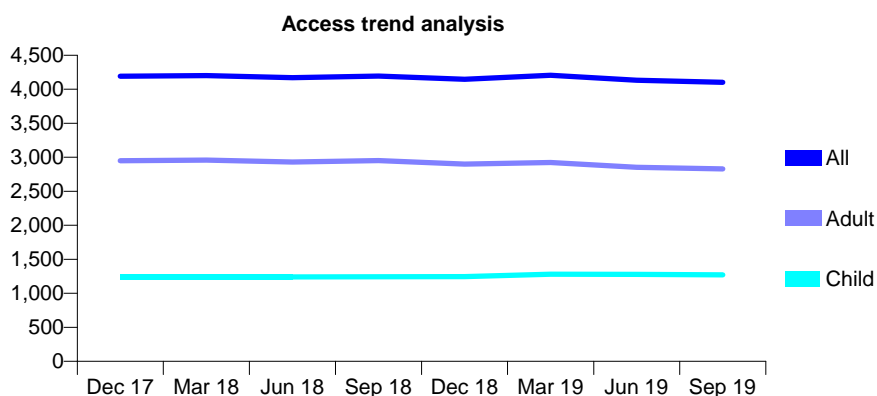
## Q54 - Vital Signs At a Glance Contract Report for 942243/0001 - September 2019

Name or company name	MR KS RATRA
Contract type name	GDS Contract
Purpose of contract	General
Contract start date	01/04/2006
Contract end date	

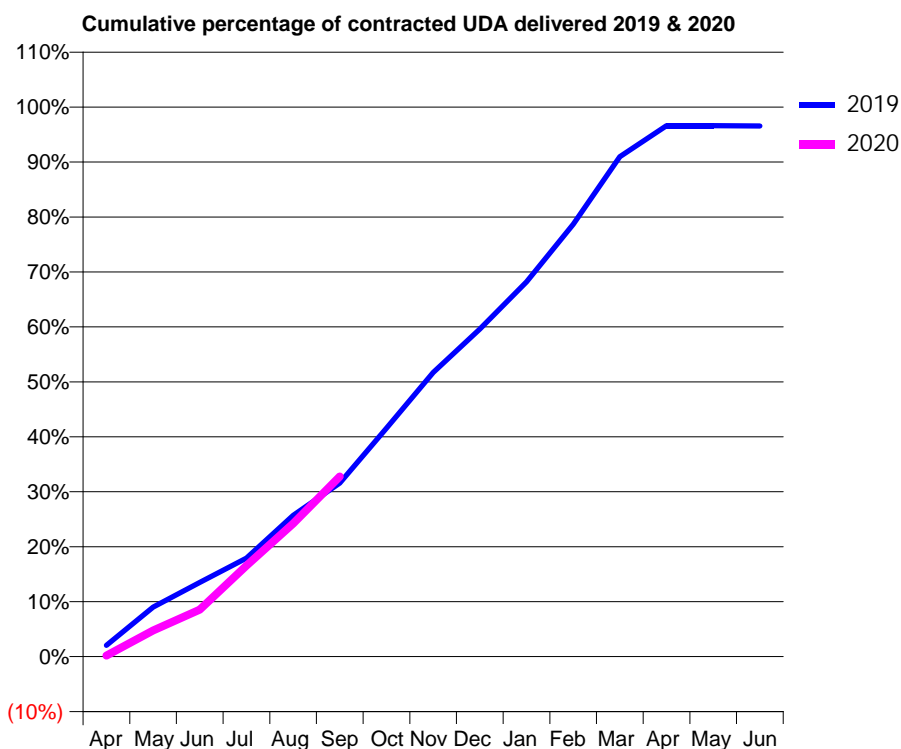
19/20 Contracted general activity (UDA)	12,456
Carry forward general activity (UDA)	430
19/20 Contracted orthodontic activity (UOA)	0
Carry forward orthodontic activity (UOA)	0
Baseline contract value	£308,235.34

### ACCESS\*

Patients seen in 24 months	Total	Change since previous quarter
Quarter ending September 2018	4,196	
Quarter ending December 2018	4,147	↓
Quarter ending March 2019	4,207	→
Quarter ending June 2019	4,132	↓
Quarter ending September 2019	4,102	→
<b>Variance since September 2018</b>	<b>(2.2%)</b>	<b>↓</b>



### ACTIVITY



Month	Adjusted Scheduled Activity (UDA)	
	2019	2020
April	256	21
May	1,124	593
June	1,681	1,064
July	2,231	2,062
August	3,202	3,015
September	3,935	4,083
October	5,180	
November	6,441	
December	7,424	
January	8,493	
February	9,802	
March	11,332	
April	12,035	
May	12,035	
June	12,026	

### QUALITY

	Quantity	Base Number	Contract	AT	Region	England
% of FP17s for the same patient ID Re-attending within 3 months - Children	75	756	9.9%	9.9%	11.3%	11.5%
% of FP17s for the same patient ID Re-attending within 3 months - Adults	340	1,734	19.6%	14.4%	14.7%	15.4%
% of FP17s for the same patient ID Re-attending between 3 & 9 months - Children	382	756	50.5%	53.5%	60.8%	59.7%
% of FP17s for the same patient ID Re-attending between 3 & 9 months - Adults	816	1,734	47.1%	48.5%	52.8%	51.7%
% of FP17s for Band 1 Urgent Courses	221	1,927	11.5%	8.3%	8.2%	9.2%
% of FP17s Relating to Free Repair or Replacements	50	1,927	2.6%	0.7%	0.7%	0.7%
% of FP17s Relating to Continuations	18	1,927	0.9%	0.7%	0.8%	0.8%
% of Patients satisfied with the dentistry they have received	0	0	N/A	92.9%	93.2%	93.5%
% of Patients satisfied with the time they had to wait for an appointment	0	0	N/A	91.6%	88.5%	87.4%

\* This is based on patients treated on this contract for their most recent course of treatment. Figures in italics indicate the base number of FP17s or Patient Questionnaire responses are less than 100. N/A is shown where the base number of responses is less than 10 during the period. % is calculated as Quantity/Base number\*100

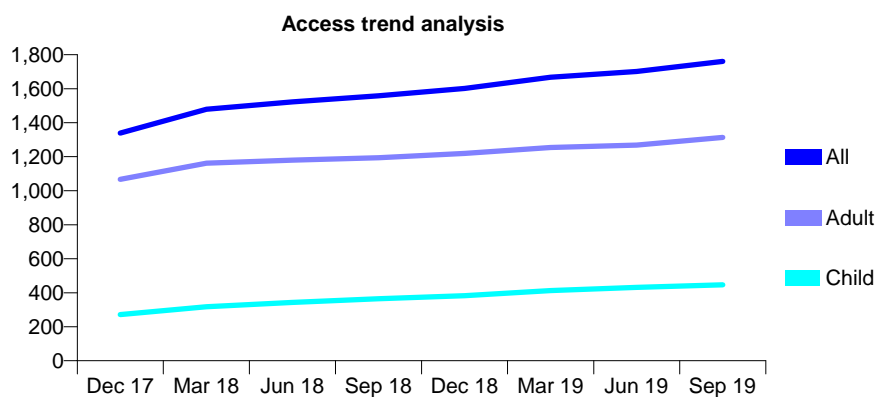
## Q54 - Vital Signs At a Glance Contract Report for 943630/0001 - September 2019

Name or company name	MS HJ WAHEED
Contract type name	GDS Contract
Purpose of contract	General
Contract start date	01/10/2015
Contract end date	

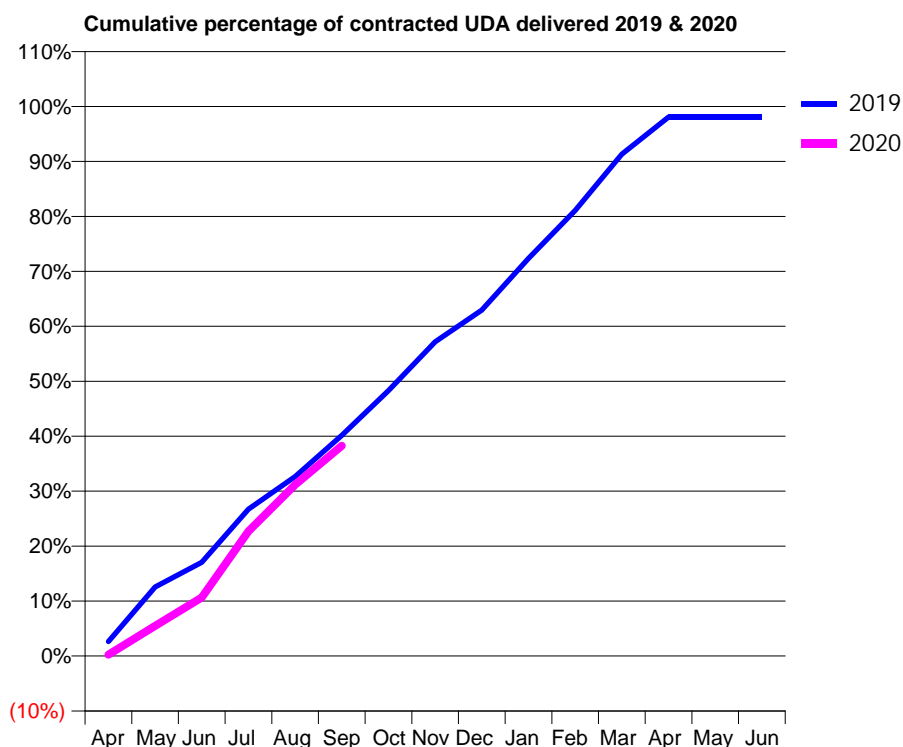
19/20 Contracted general activity (UDA)	3,820
Carry forward general activity (UDA)	74
19/20 Contracted orthodontic activity (UOA)	0
Carry forward orthodontic activity (UOA)	0
Baseline contract value	£109,744.16

### ACCESS\*

Patients seen in 24 months	Total	Change since previous quarter
Quarter ending September 2018	1,558	
Quarter ending December 2018	1,601	↑
Quarter ending March 2019	1,667	↑
Quarter ending June 2019	1,701	↑
Quarter ending September 2019	1,760	↑
<b>Variance since September 2018</b>	<b>13.0%</b>	<b>↑</b>



### ACTIVITY



Month	Adjusted Scheduled Activity (UDA)	
	2019	2020
April	100	10
May	480	210
June	652	406
July	1,021	867
August	1,248	1,191
September	1,534	1,462
October	1,845	
November	2,184	
December	2,404	
January	2,764	
February	3,097	
March	3,487	
April	3,746	
May	3,746	
June	3,746	

### QUALITY

	Quantity	Base Number	Contract	AT	Region	England
% of FP17s for the same patient ID Re-attending within 3 months - Children	20	314	6.4%	9.9%	11.3%	11.5%
% of FP17s for the same patient ID Re-attending within 3 months - Adults	116	824	14.1%	14.4%	14.7%	15.4%
% of FP17s for the same patient ID Re-attending between 3 & 9 months - Children	135	314	43.0%	53.5%	60.8%	59.7%
% of FP17s for the same patient ID Re-attending between 3 & 9 months - Adults	384	824	46.6%	48.5%	52.8%	51.7%
% of FP17s for Band 1 Urgent Courses	35	744	4.7%	8.3%	8.2%	9.2%
% of FP17s Relating to Free Repair or Replacements	5	744	0.7%	0.7%	0.7%	0.7%
% of FP17s Relating to Continuations	18	744	2.4%	0.7%	0.8%	0.8%
% of Patients satisfied with the dentistry they have received	1	1	N/A	92.9%	93.2%	93.5%
% of Patients satisfied with the time they had to wait for an appointment	1	1	N/A	91.6%	88.5%	87.4%

\* This is based on patients treated on this contract for their most recent course of treatment. Figures in italics indicate the base number of FP17s or Patient Questionnaire responses are less than 100. N/A is shown where the base number of responses is less than 10 during the period. % is calculated as Quantity/Base number\*100

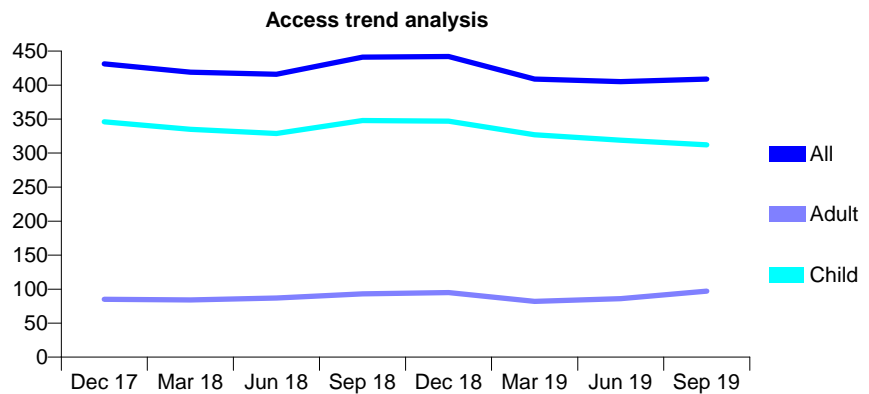
## Q54 - Vital Signs At a Glance Contract Report for 943673/0001 - September 2019

Name or company name	MISS H JAGPAL
Contract type name	GDS Contract
Purpose of contract	General
Contract start date	03/07/2009
Contract end date	

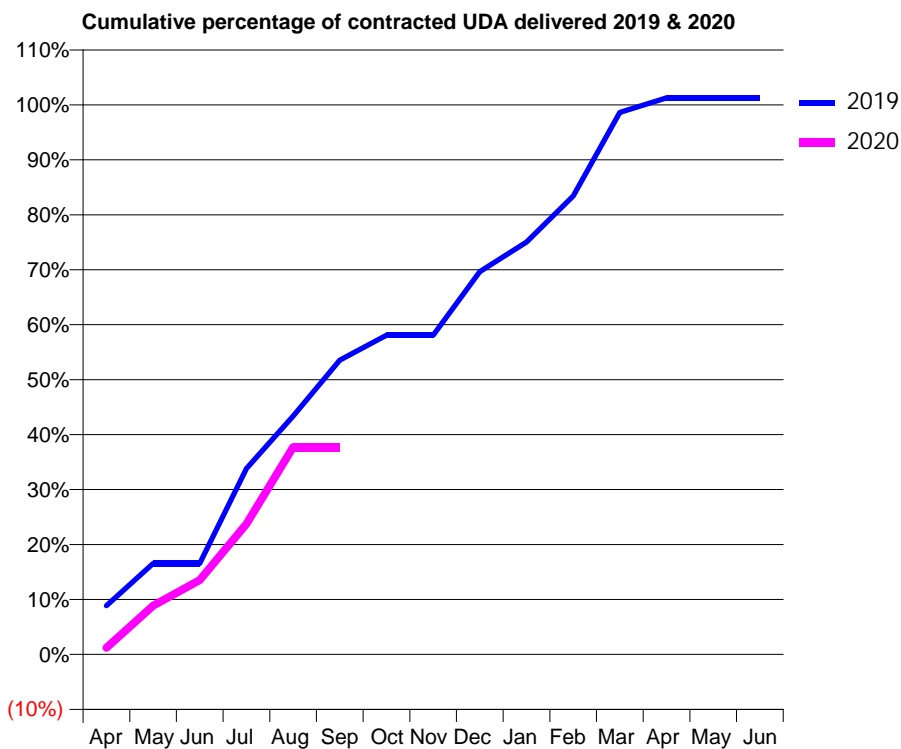
19/20 Contracted general activity (UDA)	826
Carry forward general activity (UDA)	-10
19/20 Contracted orthodontic activity (UOA)	0
Carry forward orthodontic activity (UOA)	0
Baseline contract value	£19,986.15

### ACCESS\*

Patients seen in 24 months	Total	Change since previous quarter
Quarter ending September 2018	441	
Quarter ending December 2018	442	→
Quarter ending March 2019	409	↓
Quarter ending June 2019	405	→
Quarter ending September 2019	409	→
<b>Variance since September 2018</b>	<b>(7.3%)</b>	<b>↓</b>



### ACTIVITY



Month	Adjusted Scheduled Activity (UDA)	
	2019	2020
April	73	10
May	137	73
June	137	112
July	280	196
August	358	312
September	442	312
October	480	
November	480	
December	575	
January	620	
February	689	
March	815	
April	837	
May	837	
June	837	

### QUALITY

	Quantity	Base Number	Contract	AT	Region	England
% of FP17s for the same patient ID Re-attending within 3 months - Children	1	176	0.6%	9.9%	11.3%	11.5%
% of FP17s for the same patient ID Re-attending within 3 months - Adults	1	28	3.6%	14.4%	14.7%	15.4%
% of FP17s for the same patient ID Re-attending between 3 & 9 months - Children	104	176	59.1%	53.5%	60.8%	59.7%
% of FP17s for the same patient ID Re-attending between 3 & 9 months - Adults	14	28	50.0%	48.5%	52.8%	51.7%
% of FP17s for Band 1 Urgent Courses	8	192	4.2%	8.3%	8.2%	9.2%
% of FP17s Relating to Free Repair or Replacements	0	192	0.0%	0.7%	0.7%	0.7%
% of FP17s Relating to Continuations	0	192	0.0%	0.7%	0.8%	0.8%
% of Patients satisfied with the dentistry they have received	0	0	N/A	92.9%	93.2%	93.5%
% of Patients satisfied with the time they had to wait for an appointment	0	0	N/A	91.6%	88.5%	87.4%

\* This is based on patients treated on this contract for their most recent course of treatment. Figures in italics indicate the base number of FP17s or Patient Questionnaire responses are less than 100. N/A is shown where the base number of responses is less than 10 during the period. % is calculated as Quantity/Base number\*100

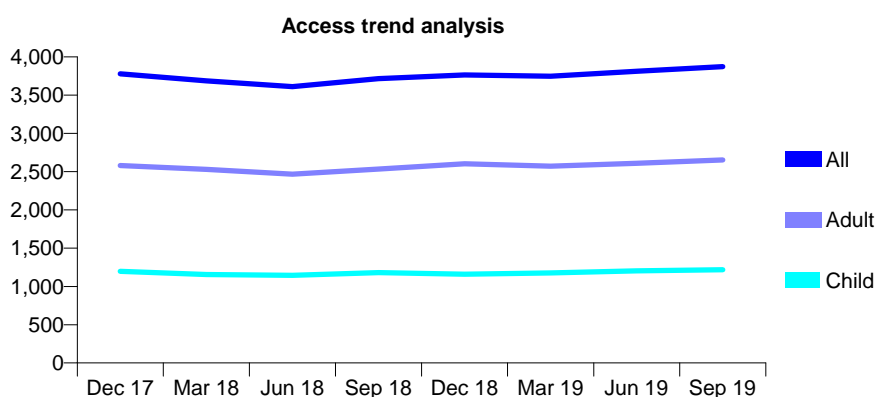
## Q54 - Vital Signs At a Glance Contract Report for 944009/0001 - September 2019

Name or company name	MR Z AFZAL
Contract type name	GDS Contract
Purpose of contract	General
Contract start date	01/04/2006
Contract end date	

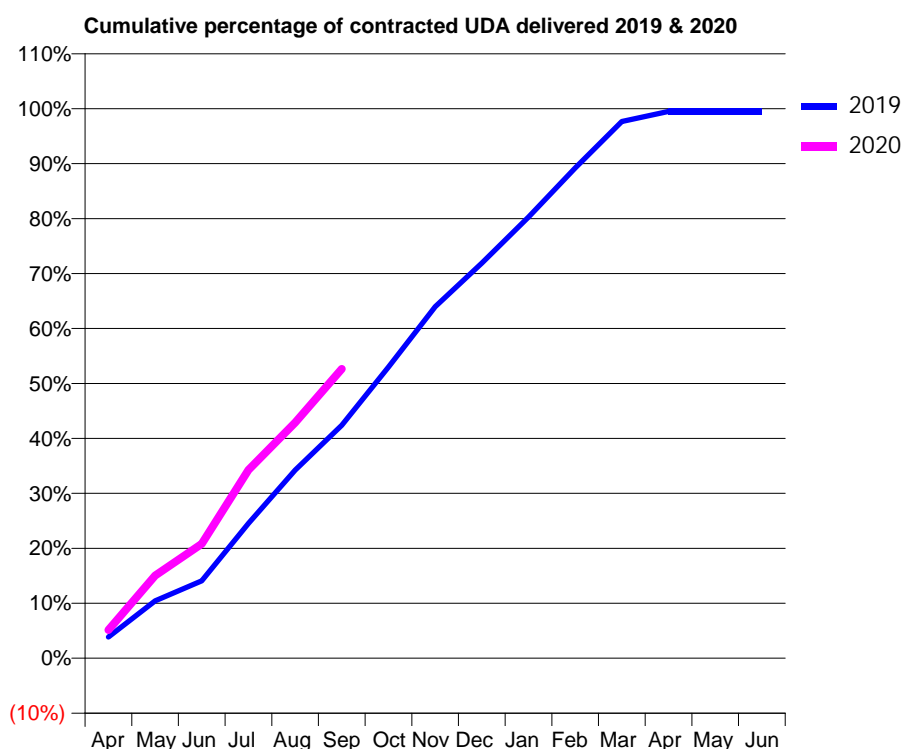
19/20 Contracted general activity (UDA)	13,582
Carry forward general activity (UDA)	66
19/20 Contracted orthodontic activity (UOA)	0
Carry forward orthodontic activity (UOA)	0
Baseline contract value	£348,157.72

### ACCESS\*

Patients seen in 24 months	Total	Change since previous quarter
Quarter ending September 2018	3,715	
Quarter ending December 2018	3,763	→
Quarter ending March 2019	3,747	→
Quarter ending June 2019	3,813	→
Quarter ending September 2019	3,872	→
<b>Variance since September 2018</b>	<b>4.2%</b>	<b>↑</b>



### ACTIVITY



Month	2019	2020
April	527	699
May	1,418	2,043
June	1,912	2,827
July	3,335	4,652
August	4,649	5,827
September	5,757	7,149
October	7,196	
November	8,690	
December	9,765	
January	10,903	
February	12,117	
March	13,263	
April	13,516	
May	13,515	
June	13,515	

### QUALITY

	Quantity	Base Number	Contract	AT	Region	England
% of FP17s for the same patient ID Re-attending within 3 months - Children	57	784	7.3%	9.9%	11.3%	11.5%
% of FP17s for the same patient ID Re-attending within 3 months - Adults	293	1,701	17.2%	14.4%	14.7%	15.4%
% of FP17s for the same patient ID Re-attending between 3 & 9 months - Children	303	784	38.6%	53.5%	60.8%	59.7%
% of FP17s for the same patient ID Re-attending between 3 & 9 months - Adults	646	1,701	38.0%	48.5%	52.8%	51.7%
% of FP17s for Band 1 Urgent Courses	377	2,394	15.7%	8.3%	8.2%	9.2%
% of FP17s Relating to Free Repair or Replacements	17	2,394	0.7%	0.7%	0.7%	0.7%
% of FP17s Relating to Continuations	1	2,394	0.0%	0.7%	0.8%	0.8%
% of Patients satisfied with the dentistry they have received	0	0	N/A	92.9%	93.2%	93.5%
% of Patients satisfied with the time they had to wait for an appointment	0	0	N/A	91.6%	88.5%	87.4%

\* This is based on patients treated on this contract for their most recent course of treatment.

Figures in italics indicate the base number of FP17s or Patient Questionnaire responses are less than 100. N/A is shown where the base number of responses is less than 10 during the period. % is calculated as Quantity/Base number\*100

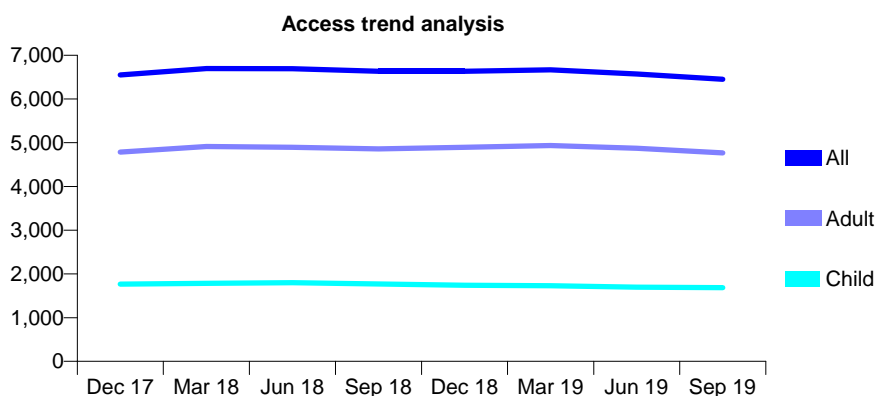
## Q54 - Vital Signs At a Glance Contract Report for 944092/0001 - September 2019

Name or company name	MISS SN CHAUDARY
Contract type name	GDS Contract
Purpose of contract	General
Contract start date	17/09/2010
Contract end date	

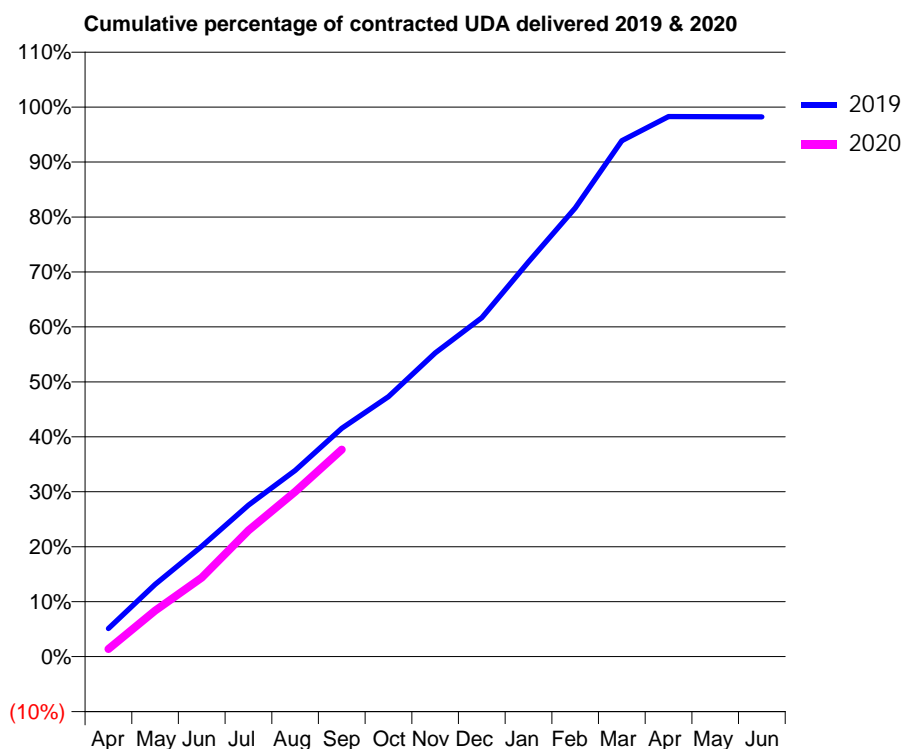
19/20 Contracted general activity (UDA)	18,528
Carry forward general activity (UDA)	327
19/20 Contracted orthodontic activity (UOA)	0
Carry forward orthodontic activity (UOA)	0
Baseline contract value	£476,946.76

### ACCESS\*

Patients seen in 24 months	Total	Change since previous quarter
Quarter ending September 2018	6,633	
Quarter ending December 2018	6,634	→
Quarter ending March 2019	6,666	→
Quarter ending June 2019	6,571	↓
Quarter ending September 2019	6,451	↓
<b>Variance since September 2018</b>	<b>(2.7%)</b>	<b>↓</b>



### ACTIVITY



Month	Adjusted Scheduled Activity (UDA)	
	2019	2020
April	948	259
May	2,440	1,553
June	3,722	2,665
July	5,111	4,255
August	6,280	5,558
September	7,693	6,981
October	8,767	
November	10,241	
December	11,429	
January	13,310	
February	15,127	
March	17,395	
April	18,205	
May	18,203	
June	18,200	

### QUALITY

	Quantity	Base Number	Contract	AT	Region	England
% of FP17s for the same patient ID Re-attending within 3 months - Children	61	1,141	5.3%	9.9%	11.3%	11.5%
% of FP17s for the same patient ID Re-attending within 3 months - Adults	316	3,074	10.3%	14.4%	14.7%	15.4%
% of FP17s for the same patient ID Re-attending between 3 & 9 months - Children	751	1,141	65.8%	53.5%	60.8%	59.7%
% of FP17s for the same patient ID Re-attending between 3 & 9 months - Adults	2,034	3,074	66.2%	48.5%	52.8%	51.7%
% of FP17s for Band 1 Urgent Courses	214	3,905	5.5%	8.3%	8.2%	9.2%
% of FP17s Relating to Free Repair or Replacements	24	3,905	0.6%	0.7%	0.7%	0.7%
% of FP17s Relating to Continuations	9	3,905	0.2%	0.7%	0.8%	0.8%
% of Patients satisfied with the dentistry they have received	3	4	N/A	92.9%	93.2%	93.5%
% of Patients satisfied with the time they had to wait for an appointment	4	4	N/A	91.6%	88.5%	87.4%

\* This is based on patients treated on this contract for their most recent course of treatment. Figures in italics indicate the base number of FP17s or Patient Questionnaire responses are less than 100. N/A is shown where the base number of responses is less than 10 during the period. % is calculated as Quantity/Base number\*100

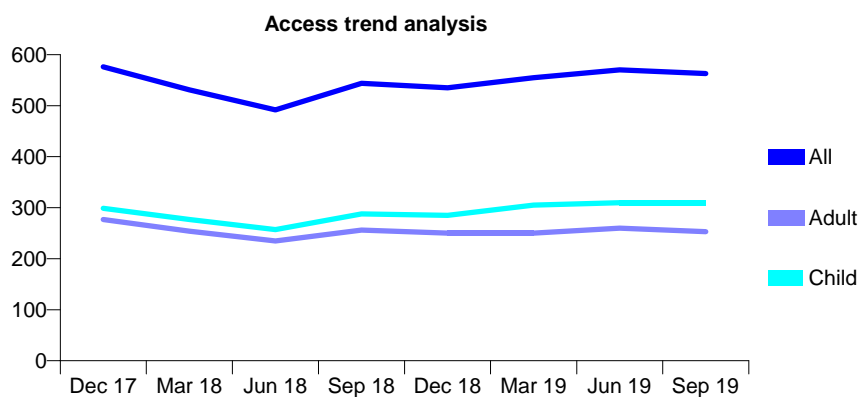
## Q54 - Vital Signs At a Glance Contract Report for 946303/0001 - September 2019

Name or company name	MR E ACHEAMPONG
Contract type name	GDS Contract
Purpose of contract	General and Orthodontic
Contract start date	01/04/2006
Contract end date	

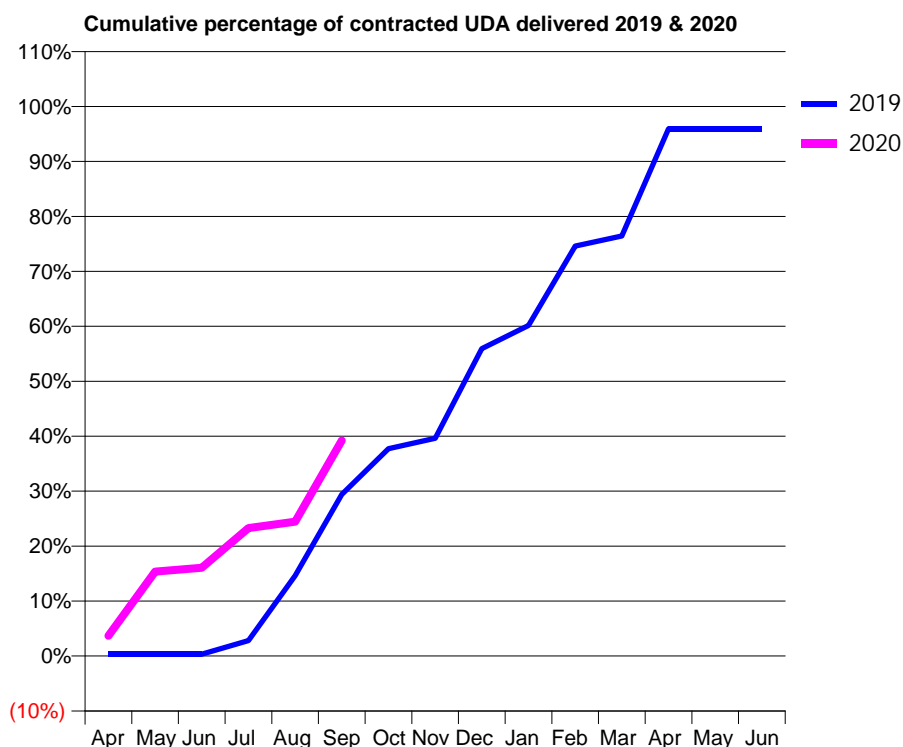
19/20 Contracted general activity (UDA)	1,810
Carry forward general activity (UDA)	0
19/20 Contracted orthodontic activity (UOA)	642
Carry forward orthodontic activity (UOA)	20
Baseline contract value	£88,490.56

### ACCESS\*

Patients seen in 24 months	Total	Change since previous quarter
Quarter ending September 2018	544	
Quarter ending December 2018	535	↓
Quarter ending March 2019	555	↑
Quarter ending June 2019	570	↑
Quarter ending September 2019	563	↓
<b>Variance since September 2018</b>	<b>3.5%</b>	<b>↑</b>



### ACTIVITY



Month	Adjusted Scheduled Activity (UDA)	
	2019	2020
April	6	67
May	6	278
June	6	291
July	51	422
August	265	443
September	532	710
October	683	
November	717	
December	1,012	
January	1,089	
February	1,350	
March	1,383	
April	1,737	
May	1,737	
June	1,737	

### QUALITY

	Quantity	Base Number	Contract	AT	Region	England
% of FP17s for the same patient ID Re-attending within 3 months - Children	17	266	6.4%	9.9%	11.3%	11.5%
% of FP17s for the same patient ID Re-attending within 3 months - Adults	25	171	14.6%	14.4%	14.7%	15.4%
% of FP17s for the same patient ID Re-attending between 3 & 9 months - Children	147	266	55.3%	53.5%	60.8%	59.7%
% of FP17s for the same patient ID Re-attending between 3 & 9 months - Adults	92	171	53.8%	48.5%	52.8%	51.7%
% of FP17s for Band 1 Urgent Courses	14	308	4.5%	8.3%	8.2%	9.2%
% of FP17s Relating to Free Repair or Replacements	0	308	0.0%	0.7%	0.7%	0.7%
% of FP17s Relating to Continuations	0	308	0.0%	0.7%	0.8%	0.8%
% of Patients satisfied with the dentistry they have received	0	0	N/A	92.9%	93.2%	93.5%
% of Patients satisfied with the time they had to wait for an appointment	0	0	N/A	91.6%	88.5%	87.4%

\* This is based on patients treated on this contract for their most recent course of treatment. Figures in italics indicate the base number of FP17s or Patient Questionnaire responses are less than 100. N/A is shown where the base number of responses is less than 10 during the period. % is calculated as Quantity/Base number\*100



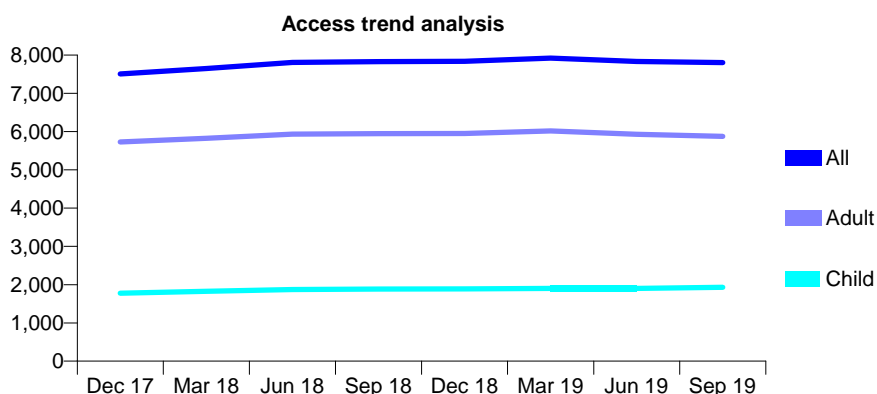
## Q54 - Vital Signs At a Glance Contract Report for 960128/0002 - September 2019

Name or company name	MR Z SACRANIE
Contract type name	GDS Contract
Purpose of contract	General
Contract start date	01/11/2006
Contract end date	

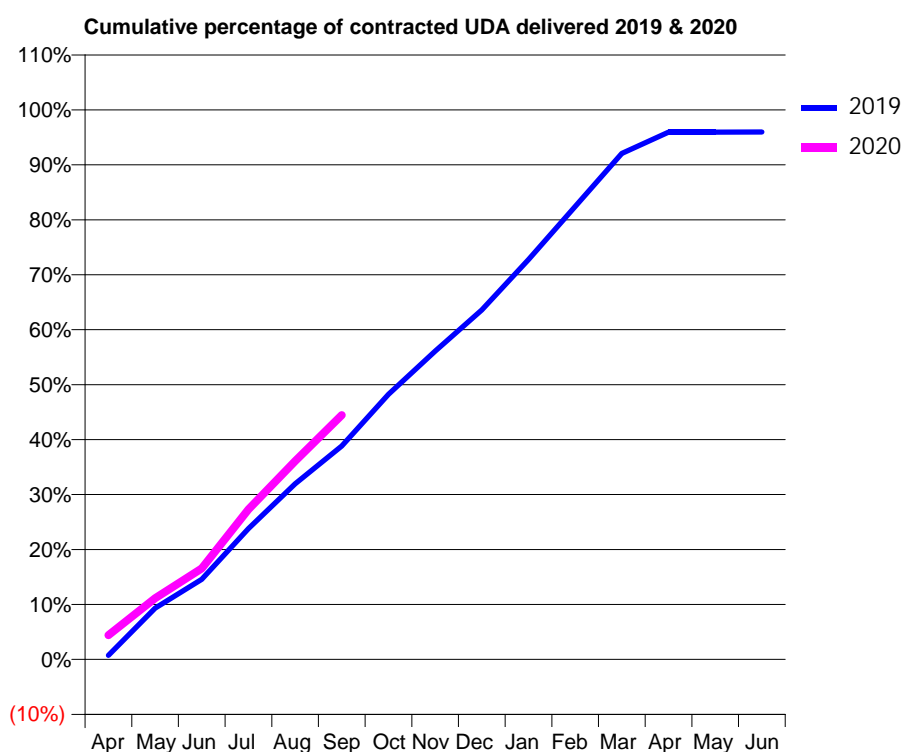
19/20 Contracted general activity (UDA)	18,821
Carry forward general activity (UDA)	0
19/20 Contracted orthodontic activity (UOA)	0
Carry forward orthodontic activity (UOA)	0
Baseline contract value	£430,657.95

### ACCESS\*

Patients seen in 24 months	Total	Change since previous quarter
Quarter ending September 2018	7,828	
Quarter ending December 2018	7,839	→
Quarter ending March 2019	7,923	→
Quarter ending June 2019	7,830	↓
Quarter ending September 2019	7,803	→
<b>Variance since September 2018</b>	<b>(0.3%)</b>	<b>→</b>



### ACTIVITY



Month	2019	2020
April	138	829
May	1,756	2,099
June	2,741	3,117
July	4,484	5,141
August	6,019	6,795
September	7,311	8,364
October	9,084	
November	10,558	
December	11,967	
January	13,695	
February	15,512	
March	17,325	
April	18,059	
May	18,056	
June	18,062	

### QUALITY

	Quantity	Base Number	Contract	AT	Region	England
% of FP17s for the same patient ID Re-attending within 3 months - Children	143	1,538	9.3%	9.9%	11.3%	11.5%
% of FP17s for the same patient ID Re-attending within 3 months - Adults	677	4,146	16.3%	14.4%	14.7%	15.4%
% of FP17s for the same patient ID Re-attending between 3 & 9 months - Children	953	1,538	62.0%	53.5%	60.8%	59.7%
% of FP17s for the same patient ID Re-attending between 3 & 9 months - Adults	2,355	4,146	56.8%	48.5%	52.8%	51.7%
% of FP17s for Band 1 Urgent Courses	510	4,940	10.3%	8.3%	8.2%	9.2%
% of FP17s Relating to Free Repair or Replacements	40	4,940	0.8%	0.7%	0.7%	0.7%
% of FP17s Relating to Continuations	8	4,940	0.2%	0.7%	0.8%	0.8%
% of Patients satisfied with the dentistry they have received	2	2	N/A	92.9%	93.2%	93.5%
% of Patients satisfied with the time they had to wait for an appointment	2	2	N/A	91.6%	88.5%	87.4%

\* This is based on patients treated on this contract for their most recent course of treatment. Figures in italics indicate the base number of FP17s or Patient Questionnaire responses are less than 100. N/A is shown where the base number of responses is less than 10 during the period. % is calculated as Quantity/Base number\*100

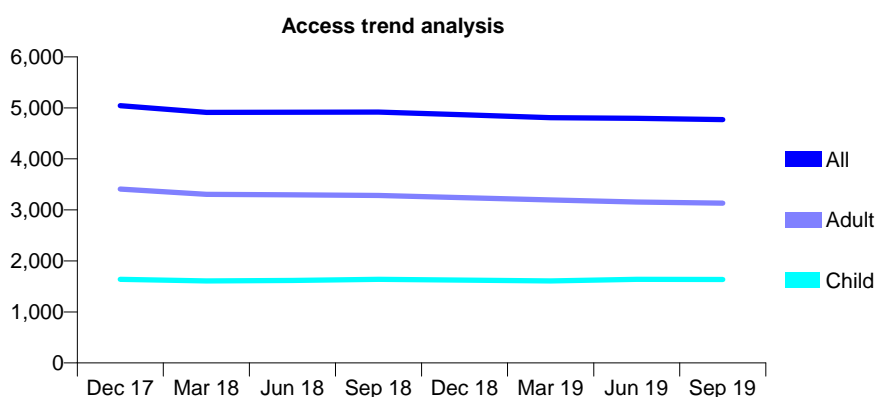
## Q54 - Vital Signs At a Glance Contract Report for 960934/0002 - September 2019

Name or company name	MRS J DHERI
Contract type name	GDS Contract
Purpose of contract	General
Contract start date	19/06/2006
Contract end date	

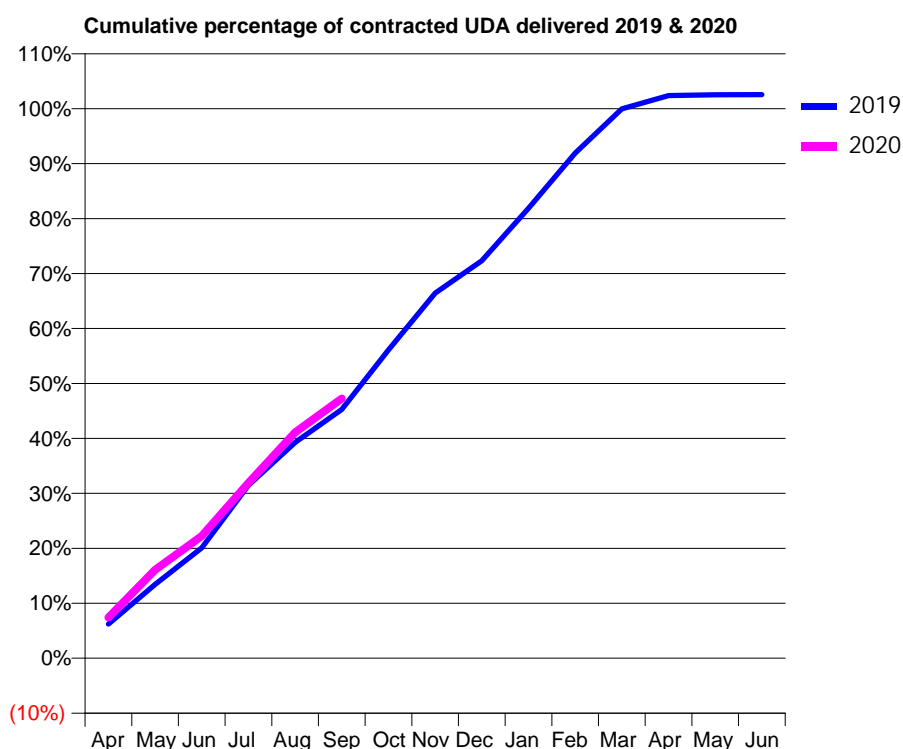
19/20 Contracted general activity (UDA)	12,396
Carry forward general activity (UDA)	-247
19/20 Contracted orthodontic activity (UOA)	0
Carry forward orthodontic activity (UOA)	0
Baseline contract value	£331,936.33

### ACCESS\*

Patients seen in 24 months	Total	Change since previous quarter
Quarter ending September 2018	4,919	
Quarter ending December 2018	4,865	↓
Quarter ending March 2019	4,807	↓
Quarter ending June 2019	4,795	→
Quarter ending September 2019	4,769	→
<b>Variance since September 2018</b>	<b>(3.0%)</b>	<b>↓</b>



### ACTIVITY



Adjusted Scheduled Activity (UDA)		
Month	2019	2020
April	770	918
May	1,667	1,996
June	2,489	2,757
July	3,899	3,953
August	4,867	5,095
September	5,612	5,858
October	6,952	
November	8,235	
December	8,965	
January	10,150	
February	11,398	
March	12,391	
April	12,690	
May	12,707	
June	12,711	

### QUALITY

	Quantity	Base Number	Contract	AT	Region	England
% of FP17s for the same patient ID Re-attending within 3 months - Children	56	1,270	4.4%	9.9%	11.3%	11.5%
% of FP17s for the same patient ID Re-attending within 3 months - Adults	231	2,266	10.2%	14.4%	14.7%	15.4%
% of FP17s for the same patient ID Re-attending between 3 & 9 months - Children	888	1,270	69.9%	53.5%	60.8%	59.7%
% of FP17s for the same patient ID Re-attending between 3 & 9 months - Adults	1,515	2,266	66.9%	48.5%	52.8%	51.7%
% of FP17s for Band 1 Urgent Courses	168	3,320	5.1%	8.3%	8.2%	9.2%
% of FP17s Relating to Free Repair or Replacements	16	3,320	0.5%	0.7%	0.7%	0.7%
% of FP17s Relating to Continuations	5	3,320	0.2%	0.7%	0.8%	0.8%
% of Patients satisfied with the dentistry they have received	0	0	N/A	92.9%	93.2%	93.5%
% of Patients satisfied with the time they had to wait for an appointment	0	0	N/A	91.6%	88.5%	87.4%

\* This is based on patients treated on this contract for their most recent course of treatment.

Figures in italics indicate the base number of FP17s or Patient Questionnaire responses are less than 100. N/A is shown where the base number of responses is less than 10 during the period. % is calculated as Quantity/Base number\*100

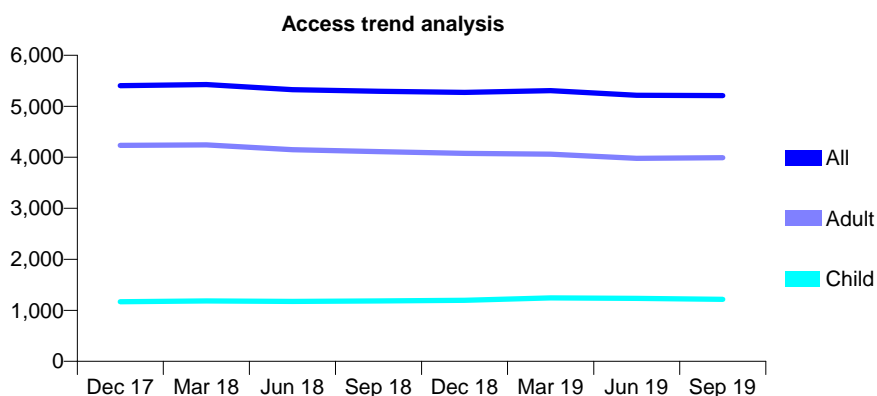
## Q54 - Vital Signs At a Glance Contract Report for 968811/0001 - September 2019

Name or company name	MR D CHACKO
Contract type name	GDS Contract
Purpose of contract	General
Contract start date	01/04/2014
Contract end date	

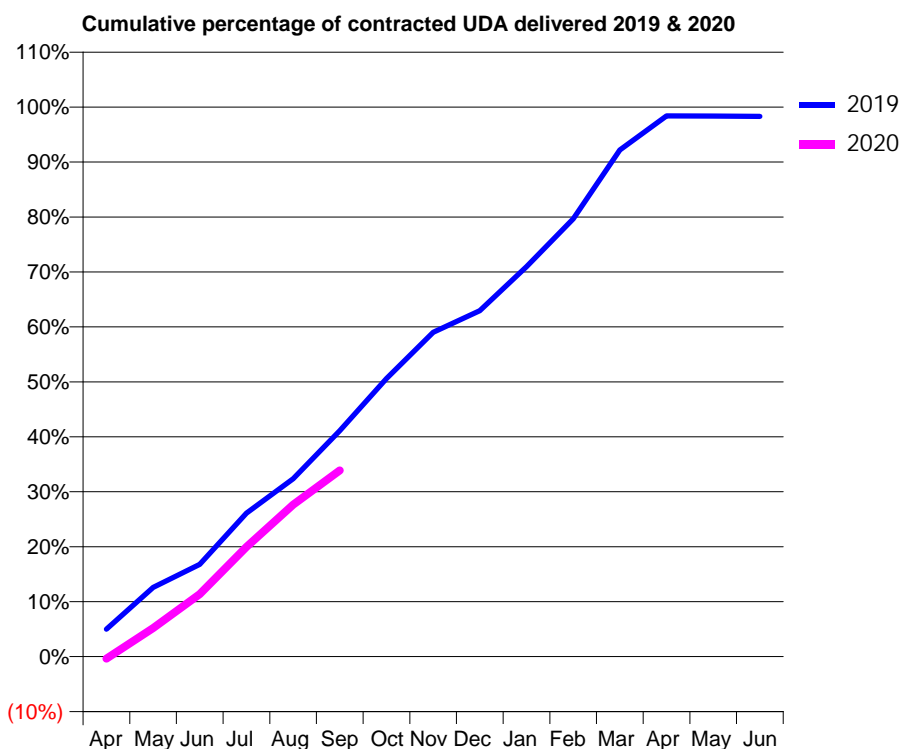
19/20 Contracted general activity (UDA)	16,500
Carry forward general activity (UDA)	281
19/20 Contracted orthodontic activity (UOA)	0
Carry forward orthodontic activity (UOA)	0
Baseline contract value	£428,381.74

### ACCESS\*

Patients seen in 24 months	Total	Change since previous quarter
Quarter ending September 2018	5,295	
Quarter ending December 2018	5,272	→
Quarter ending March 2019	5,306	→
Quarter ending June 2019	5,215	↓
Quarter ending September 2019	5,209	→
<b>Variance since September 2018</b>	<b>(1.6%)</b>	<b>↓</b>



### ACTIVITY



Month	Adjusted Scheduled Activity (UDA)	
	2019	2020
April	825	-64
May	2,082	858
June	2,772	1,874
July	4,310	3,292
August	5,343	4,563
September	6,779	5,593
October	8,352	
November	9,740	
December	10,389	
January	11,710	
February	13,144	
March	15,208	
April	16,236	
May	16,232	
June	16,219	

### QUALITY

	Quantity	Base Number	Contract	AT	Region	England
% of FP17s for the same patient ID Re-attending within 3 months - Children	47	849	5.5%	9.9%	11.3%	11.5%
% of FP17s for the same patient ID Re-attending within 3 months - Adults	229	2,556	9.0%	14.4%	14.7%	15.4%
% of FP17s for the same patient ID Re-attending between 3 & 9 months - Children	517	849	60.9%	53.5%	60.8%	59.7%
% of FP17s for the same patient ID Re-attending between 3 & 9 months - Adults	1,501	2,556	58.7%	48.5%	52.8%	51.7%
% of FP17s for Band 1 Urgent Courses	213	3,018	7.1%	8.3%	8.2%	9.2%
% of FP17s Relating to Free Repair or Replacements	34	3,018	1.1%	0.7%	0.7%	0.7%
% of FP17s Relating to Continuations	2	3,018	0.1%	0.7%	0.8%	0.8%
% of Patients satisfied with the dentistry they have received	0	0	N/A	92.9%	93.2%	93.5%
% of Patients satisfied with the time they had to wait for an appointment	0	0	N/A	91.6%	88.5%	87.4%

\* This is based on patients treated on this contract for their most recent course of treatment. Figures in italics indicate the base number of FP17s or Patient Questionnaire responses are less than 100. N/A is shown where the base number of responses is less than 10 during the period. % is calculated as Quantity/Base number\*100

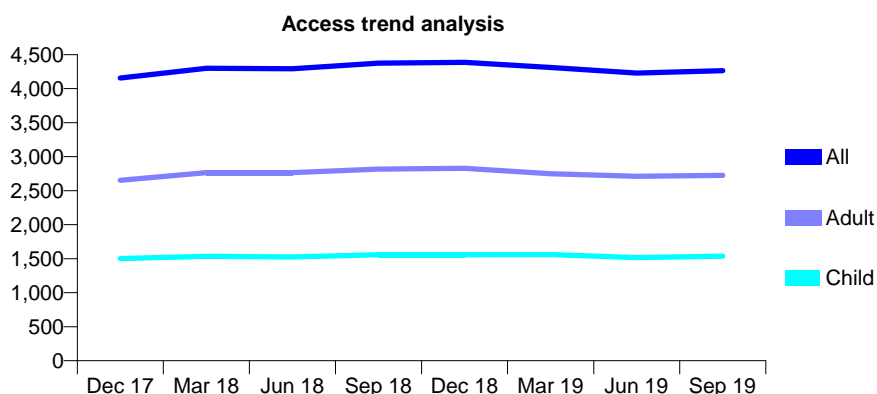
## Q54 - Vital Signs At a Glance Contract Report for 976989/0001 - September 2019

Name or company name	MR SS SOHAL
Contract type name	GDS Contract
Purpose of contract	General
Contract start date	23/11/2013
Contract end date	

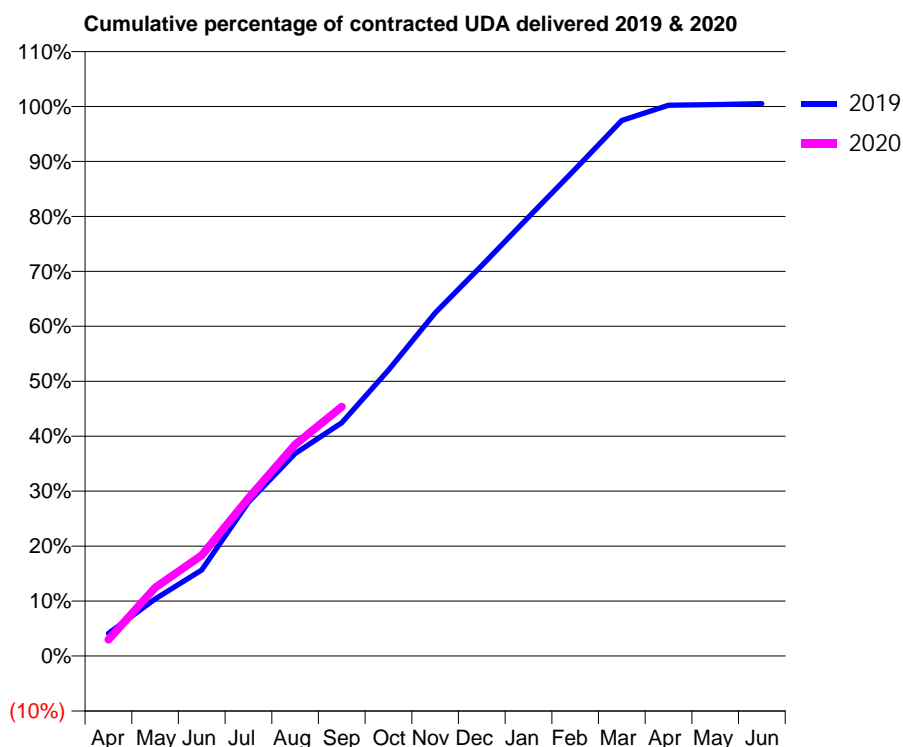
19/20 Contracted general activity (UDA)	12,884
Carry forward general activity (UDA)	-66
19/20 Contracted orthodontic activity (UOA)	0
Carry forward orthodontic activity (UOA)	0
Baseline contract value	£352,418.45

### ACCESS\*

Patients seen in 24 months	Total	Change since previous quarter
Quarter ending September 2018	4,376	
Quarter ending December 2018	4,388	→
Quarter ending March 2019	4,312	↓
Quarter ending June 2019	4,230	↓
Quarter ending September 2019	4,265	→
<b>Variance since September 2018</b>	<b>(2.5%)</b>	<b>↓</b>



### ACTIVITY



Month	Adjusted Scheduled Activity (UDA)	
	2019	2020
April	529	387
May	1,337	1,605
June	2,019	2,361
July	3,606	3,702
August	4,749	4,959
September	5,469	5,844
October	6,704	
November	8,047	
December	9,154	
January	10,291	
February	11,417	
March	12,554	
April	12,913	
May	12,926	
June	12,950	

### QUALITY

	Quantity	Base Number	Contract	AT	Region	England
% of FP17s for the same patient ID Re-attending within 3 months - Children	57	1,050	5.4%	9.9%	11.3%	11.5%
% of FP17s for the same patient ID Re-attending within 3 months - Adults	197	1,430	13.8%	14.4%	14.7%	15.4%
% of FP17s for the same patient ID Re-attending between 3 & 9 months - Children	631	1,050	60.1%	53.5%	60.8%	59.7%
% of FP17s for the same patient ID Re-attending between 3 & 9 months - Adults	674	1,430	47.1%	48.5%	52.8%	51.7%
% of FP17s for Band 1 Urgent Courses	166	2,327	7.1%	8.3%	8.2%	9.2%
% of FP17s Relating to Free Repair or Replacements	7	2,327	0.3%	0.7%	0.7%	0.7%
% of FP17s Relating to Continuations	26	2,327	1.1%	0.7%	0.8%	0.8%
% of Patients satisfied with the dentistry they have received	1	1	N/A	92.9%	93.2%	93.5%
% of Patients satisfied with the time they had to wait for an appointment	0	1	N/A	91.6%	88.5%	87.4%

\* This is based on patients treated on this contract for their most recent course of treatment. Figures in italics indicate the base number of FP17s or Patient Questionnaire responses are less than 100. N/A is shown where the base number of responses is less than 10 during the period. % is calculated as Quantity/Base number\*100

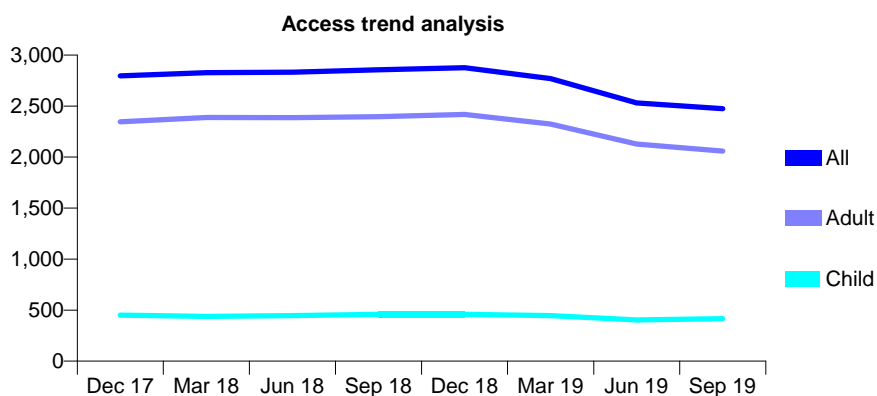
## Q54 - Vital Signs At a Glance Contract Report for 993956/0001 - September 2019

Name or company name	MR D SINGH-TERPOT
Contract type name	GDS Contract
Purpose of contract	General
Contract start date	01/04/2006
Contract end date	

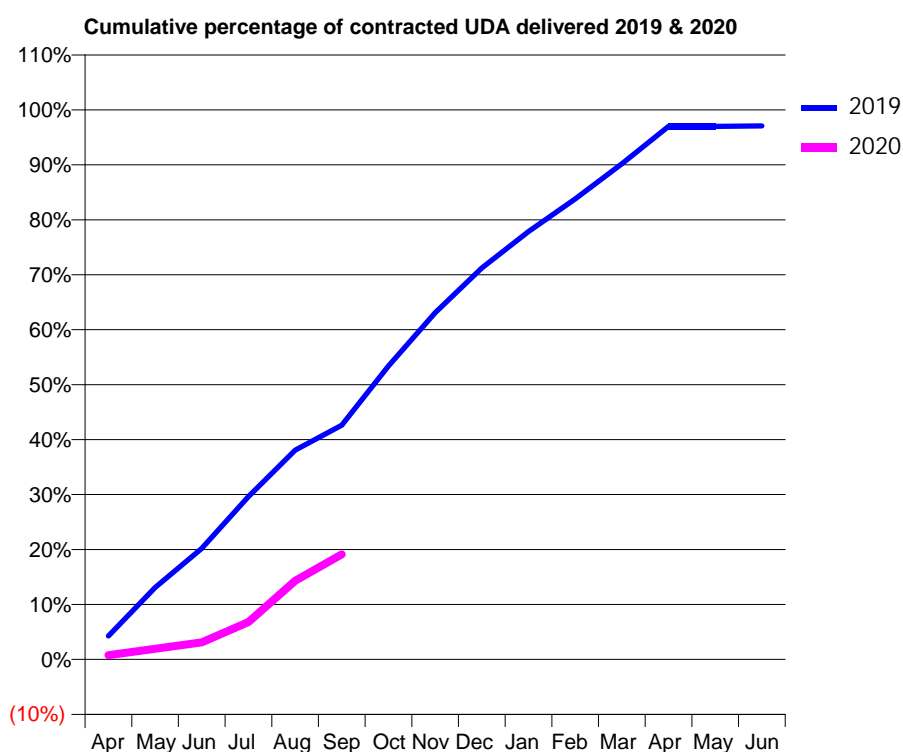
19/20 Contracted general activity (UDA)	7,816
Carry forward general activity (UDA)	229
19/20 Contracted orthodontic activity (UOA)	0
Carry forward orthodontic activity (UOA)	0
Baseline contract value	£171,529.17

### ACCESS\*

Patients seen in 24 months	Total	Change since previous quarter
Quarter ending September 2018	2,855	
Quarter ending December 2018	2,876	→
Quarter ending March 2019	2,769	↓
Quarter ending June 2019	2,531	↓
Quarter ending September 2019	2,475	↓
<b>Variance since September 2018</b>	<b>(13.3%)</b>	<b>↓</b>



### ACTIVITY



Month	2019	2020
April	333	61
May	1,024	152
June	1,579	244
July	2,317	532
August	2,976	1,120
September	3,332	1,493
October	4,173	
November	4,932	
December	5,567	
January	6,086	
February	6,551	
March	7,046	
April	7,580	
May	7,580	
June	7,587	

### QUALITY

	Quantity	Base Number	Contract	AT	Region	England
% of FP17s for the same patient ID Re-attending within 3 months - Children	1	240	0.4%	9.9%	11.3%	11.5%
% of FP17s for the same patient ID Re-attending within 3 months - Adults	101	1,160	8.7%	14.4%	14.7%	15.4%
% of FP17s for the same patient ID Re-attending between 3 & 9 months - Children	70	240	29.2%	53.5%	60.8%	59.7%
% of FP17s for the same patient ID Re-attending between 3 & 9 months - Adults	511	1,160	44.1%	48.5%	52.8%	51.7%
% of FP17s for Band 1 Urgent Courses	74	1,183	6.3%	8.3%	8.2%	9.2%
% of FP17s Relating to Free Repair or Replacements	7	1,183	0.6%	0.7%	0.7%	0.7%
% of FP17s Relating to Continuations	5	1,183	0.4%	0.7%	0.8%	0.8%
% of Patients satisfied with the dentistry they have received	1	1	N/A	92.9%	93.2%	93.5%
% of Patients satisfied with the time they had to wait for an appointment	1	1	N/A	91.6%	88.5%	87.4%

\* This is based on patients treated on this contract for their most recent course of treatment. Figures in italics indicate the base number of FP17s or Patient Questionnaire responses are less than 100. N/A is shown where the base number of responses is less than 10 during the period. % is calculated as Quantity/Base number\*100