

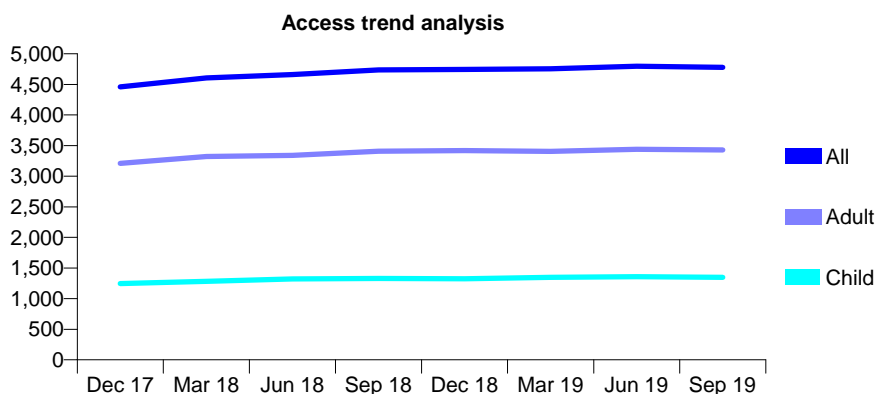
Q55 - Vital Signs At a Glance Contract Report for 100062/0000 - September 2019

Name or company name	MR EG MCDAID
Contract type name	GDS Contract
Purpose of contract	General
Contract start date	01/04/2016
Contract end date	

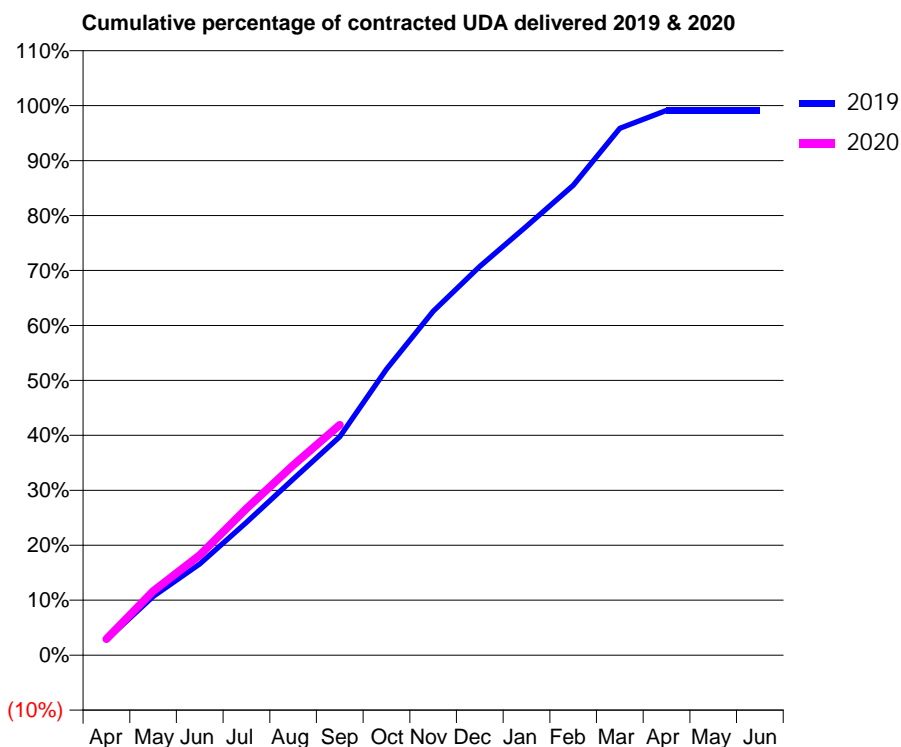
19/20 Contracted general activity (UDA)	15,050
Carry forward general activity (UDA)	0
19/20 Contracted orthodontic activity (UOA)	0
Carry forward orthodontic activity (UOA)	0
Baseline contract value	£410,427.17

ACCESS*

Patients seen in 24 months	Total	Change since previous quarter
Quarter ending September 2018	4,738	
Quarter ending December 2018	4,744	→
Quarter ending March 2019	4,755	→
Quarter ending June 2019	4,796	→
Quarter ending September 2019	4,779	→
Variance since September 2018	0.9%	→



ACTIVITY



Month	Adjusted Scheduled Activity (UDA)	
	2019	2020
April	421	442
May	1,608	1,751
June	2,495	2,737
July	3,638	4,015
August	4,818	5,203
September	5,984	6,305
October	7,832	
November	9,419	
December	10,646	
January	11,746	
February	12,868	
March	14,426	
April	14,919	
May	14,919	
June	14,919	

QUALITY

	Quantity	Base Number	Contract	AT	Region	England
% of FP17s for the same patient ID Re-attending within 3 months - Children	78	1,181	6.6%	10.0%	11.3%	11.5%
% of FP17s for the same patient ID Re-attending within 3 months - Adults	298	2,478	12.0%	13.5%	14.7%	15.4%
% of FP17s for the same patient ID Re-attending between 3 & 9 months - Children	885	1,181	74.9%	63.2%	60.8%	59.7%
% of FP17s for the same patient ID Re-attending between 3 & 9 months - Adults	1,585	2,478	64.0%	56.9%	52.8%	51.7%
% of FP17s for Band 1 Urgent Courses	232	3,401	6.8%	6.8%	8.2%	9.2%
% of FP17s Relating to Free Repair or Replacements	41	3,401	1.2%	0.7%	0.7%	0.7%
% of FP17s Relating to Continuations	45	3,401	1.3%	1.0%	0.8%	0.8%
% of Patients satisfied with the dentistry they have received	3	3	N/A	91.9%	93.2%	93.5%
% of Patients satisfied with the time they had to wait for an appointment	3	3	N/A	86.7%	88.5%	87.4%

* This is based on patients treated on this contract for their most recent course of treatment. Figures in italics indicate the base number of FP17s or Patient Questionnaire responses are less than 100. N/A is shown where the base number of responses is less than 10 during the period. % is calculated as Quantity/Base number*100

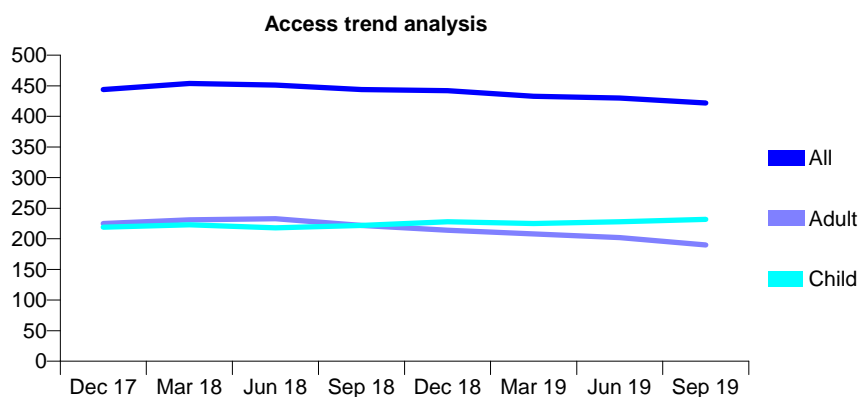
Q55 - Vital Signs At a Glance Contract Report for 100101/0000 - September 2019

Name or company name	Brookview Dental Care
Contract type name	GDS Contract
Purpose of contract	General
Contract start date	01/04/2016
Contract end date	

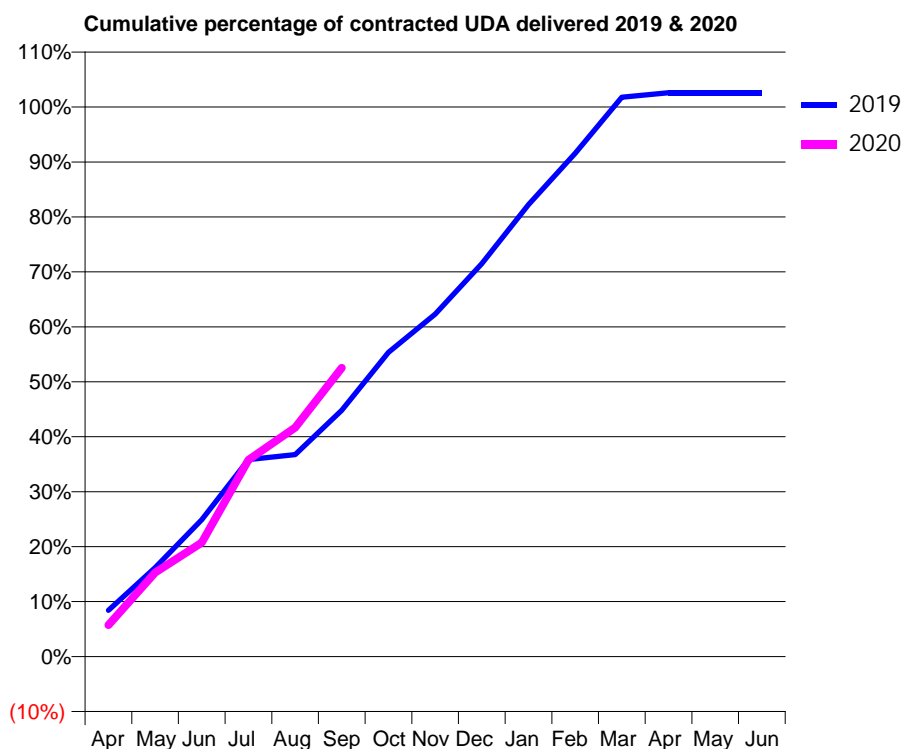
19/20 Contracted general activity (UDA)	1,000
Carry forward general activity (UDA)	0
19/20 Contracted orthodontic activity (UOA)	0
Carry forward orthodontic activity (UOA)	0
Baseline contract value	£30,105.17

ACCESS*

Patients seen in 24 months	Total	Change since previous quarter
Quarter ending September 2018	444	
Quarter ending December 2018	442	→
Quarter ending March 2019	433	↓
Quarter ending June 2019	430	→
Quarter ending September 2019	422	↓
Variance since September 2018	(5.0%)	↓



ACTIVITY



Month	Adjusted Scheduled Activity (UDA)	
	2019	2020
April	84	57
May	162	153
June	249	207
July	359	358
August	368	417
September	448	525
October	554	
November	623	
December	715	
January	822	
February	916	
March	1,018	
April	1,026	
May	1,026	
June	1,026	

QUALITY

	Quantity	Base Number	Contract	AT	Region	England
% of FP17s for the same patient ID Re-attending within 3 months - Children	13	180	7.2%	10.0%	11.3%	11.5%
% of FP17s for the same patient ID Re-attending within 3 months - Adults	27	135	20.0%	13.5%	14.7%	15.4%
% of FP17s for the same patient ID Re-attending between 3 & 9 months - Children	139	180	77.2%	63.2%	60.8%	59.7%
% of FP17s for the same patient ID Re-attending between 3 & 9 months - Adults	93	135	68.9%	56.9%	52.8%	51.7%
% of FP17s for Band 1 Urgent Courses	16	309	5.2%	6.8%	8.2%	9.2%
% of FP17s Relating to Free Repair or Replacements	0	309	0.0%	0.7%	0.7%	0.7%
% of FP17s Relating to Continuations	0	309	0.0%	1.0%	0.8%	0.8%
% of Patients satisfied with the dentistry they have received	0	0	N/A	91.9%	93.2%	93.5%
% of Patients satisfied with the time they had to wait for an appointment	0	0	N/A	86.7%	88.5%	87.4%

* This is based on patients treated on this contract for their most recent course of treatment. Figures in italics indicate the base number of FP17s or Patient Questionnaire responses are less than 100. N/A is shown where the base number of responses is less than 10 during the period. % is calculated as Quantity/Base number*100

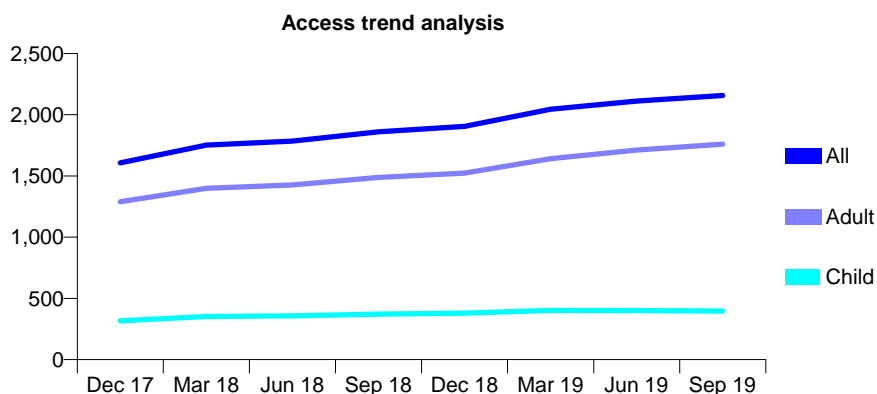
Q55 - Vital Signs At a Glance Contract Report for 100103/0000 - September 2019

Name or company name	Dr H S Thiara, Mrs R K Mattu
Contract type name	GDS Contract
Purpose of contract	General
Contract start date	01/04/2016
Contract end date	

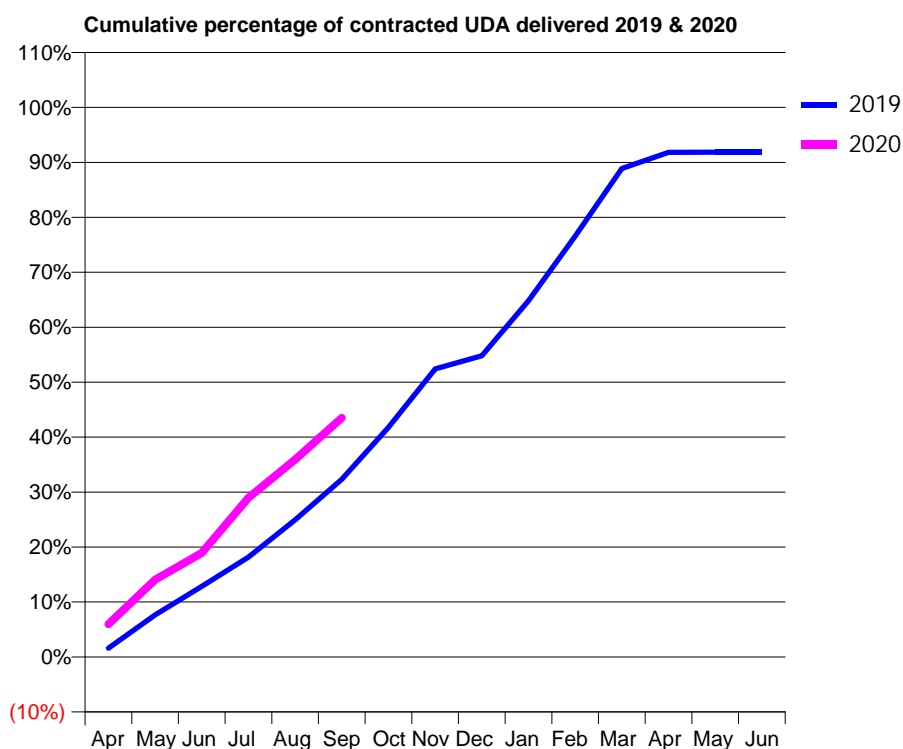
19/20 Contracted general activity (UDA)	6,887
Carry forward general activity (UDA)	0
19/20 Contracted orthodontic activity (UOA)	0
Carry forward orthodontic activity (UOA)	0
Baseline contract value	£252,608.57

ACCESS*

Patients seen in 24 months	Total	Change since previous quarter
Quarter ending September 2018	1,861	
Quarter ending December 2018	1,906	↑
Quarter ending March 2019	2,045	↑
Quarter ending June 2019	2,113	↑
Quarter ending September 2019	2,158	↑
Variance since September 2018	16.0%	↑



ACTIVITY



Adjusted Scheduled Activity (UDA)		
Month	2019	2020
April	132	410
May	638	968
June	1,071	1,304
July	1,514	1,997
August	2,080	2,474
September	2,693	2,996
October	3,483	
November	4,367	
December	4,567	
January	5,401	
February	6,381	
March	7,405	
April	7,649	
May	7,652	
June	7,652	

QUALITY

	Quantity	Base Number	Contract	AT	Region	England
% of FP17s for the same patient ID Re-attending within 3 months - Children	26	299	8.7%	10.0%	11.3%	11.5%
% of FP17s for the same patient ID Re-attending within 3 months - Adults	329	1,378	23.9%	13.5%	14.7%	15.4%
% of FP17s for the same patient ID Re-attending between 3 & 9 months - Children	207	299	69.2%	63.2%	60.8%	59.7%
% of FP17s for the same patient ID Re-attending between 3 & 9 months - Adults	680	1,378	49.3%	56.9%	52.8%	51.7%
% of FP17s for Band 1 Urgent Courses	201	1,577	12.7%	6.8%	8.2%	9.2%
% of FP17s Relating to Free Repair or Replacements	26	1,577	1.6%	0.7%	0.7%	0.7%
% of FP17s Relating to Continuations	21	1,577	1.3%	1.0%	0.8%	0.8%
% of Patients satisfied with the dentistry they have received	2	2	N/A	91.9%	93.2%	93.5%
% of Patients satisfied with the time they had to wait for an appointment	1	2	N/A	86.7%	88.5%	87.4%

* This is based on patients treated on this contract for their most recent course of treatment.

Figures in italics indicate the base number of FP17s or Patient Questionnaire responses are less than 100. N/A is shown where the base number of responses is less than 10 during the period. % is calculated as Quantity/Base number*100

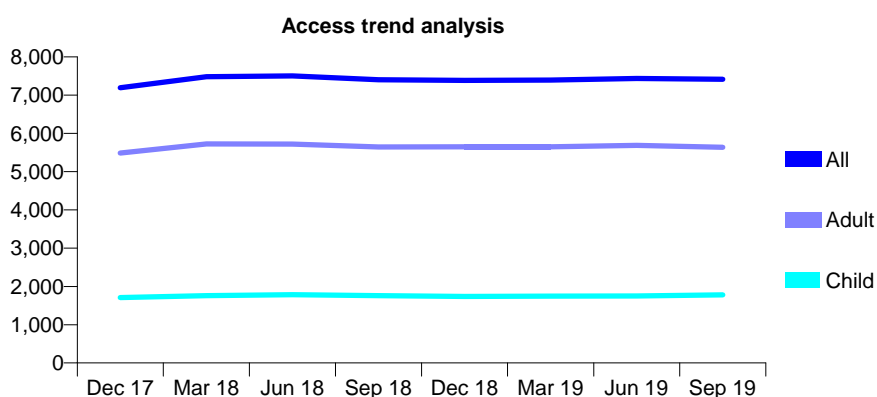
Q55 - Vital Signs At a Glance Contract Report for 100109/0000 - September 2019

Name or company name	Whitecross Dental Care Limited
Contract type name	GDS Contract
Purpose of contract	General
Contract start date	01/04/2016
Contract end date	

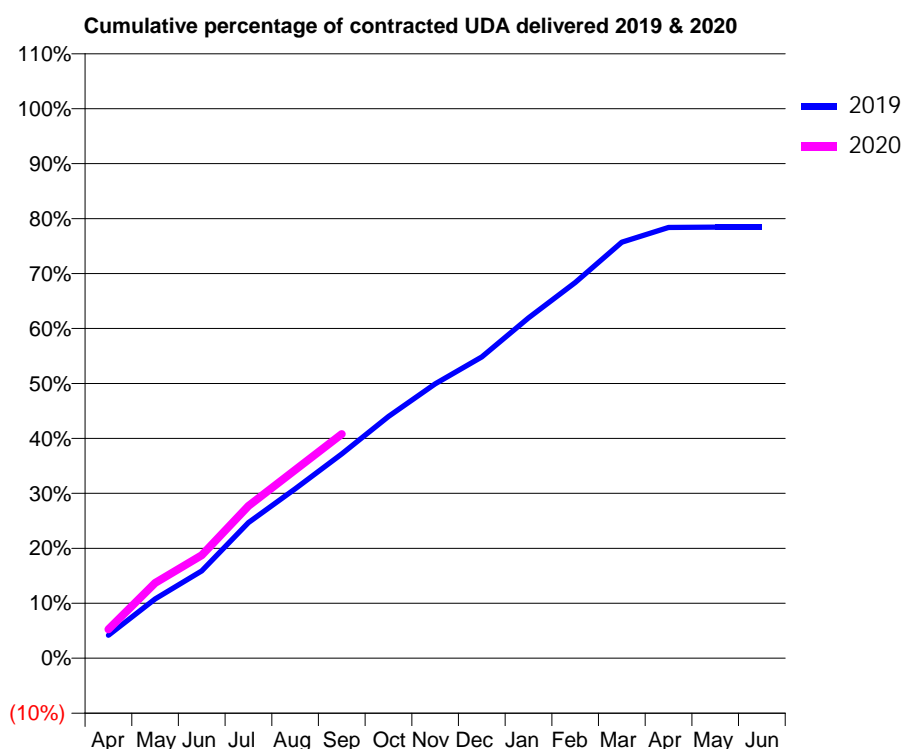
19/20 Contracted general activity (UDA)	20,000
Carry forward general activity (UDA)	0
19/20 Contracted orthodontic activity (UOA)	0
Carry forward orthodontic activity (UOA)	0
Baseline contract value	£512,877.34

ACCESS*

Patients seen in 24 months	Total	Change since previous quarter
Quarter ending September 2018	7,402	
Quarter ending December 2018	7,385	→
Quarter ending March 2019	7,393	→
Quarter ending June 2019	7,437	→
Quarter ending September 2019	7,414	→
Variance since September 2018	0.2%	→



ACTIVITY



Month	2019	2020
April	836	1,051
May	2,156	2,740
June	3,176	3,749
July	4,938	5,539
August	6,165	6,855
September	7,432	8,156
October	8,795	
November	9,988	
December	10,965	
January	12,383	
February	13,676	
March	15,140	
April	15,681	
May	15,687	
June	15,687	

QUALITY

	Quantity	Base Number	Contract	AT	Region	England
% of FP17s for the same patient ID Re-attending within 3 months - Children	56	1,195	4.7%	10.0%	11.3%	11.5%
% of FP17s for the same patient ID Re-attending within 3 months - Adults	416	3,336	12.5%	13.5%	14.7%	15.4%
% of FP17s for the same patient ID Re-attending between 3 & 9 months - Children	633	1,195	53.0%	63.2%	60.8%	59.7%
% of FP17s for the same patient ID Re-attending between 3 & 9 months - Adults	1,341	3,336	40.2%	56.9%	52.8%	51.7%
% of FP17s for Band 1 Urgent Courses	242	4,262	5.7%	6.8%	8.2%	9.2%
% of FP17s Relating to Free Repair or Replacements	35	4,262	0.8%	0.7%	0.7%	0.7%
% of FP17s Relating to Continuations	91	4,262	2.1%	1.0%	0.8%	0.8%
% of Patients satisfied with the dentistry they have received	0	0	N/A	91.9%	93.2%	93.5%
% of Patients satisfied with the time they had to wait for an appointment	0	0	N/A	86.7%	88.5%	87.4%

* This is based on patients treated on this contract for their most recent course of treatment.

Figures in italics indicate the base number of FP17s or Patient Questionnaire responses are less than 100. N/A is shown where the base number of responses is less than 10 during the period. % is calculated as Quantity/Base number*100

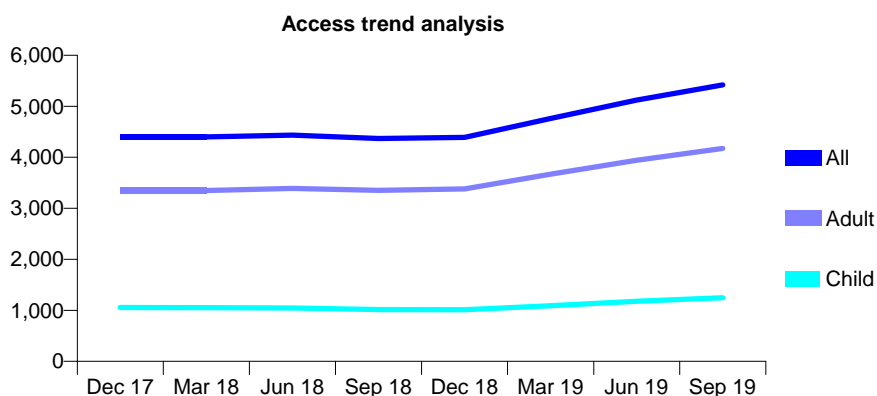
Q55 - Vital Signs At a Glance Contract Report for 100150/0000 - September 2019

Name or company name	Brimington Dental Practice
Contract type name	GDS Contract
Purpose of contract	General and Orthodontic
Contract start date	01/06/2016
Contract end date	

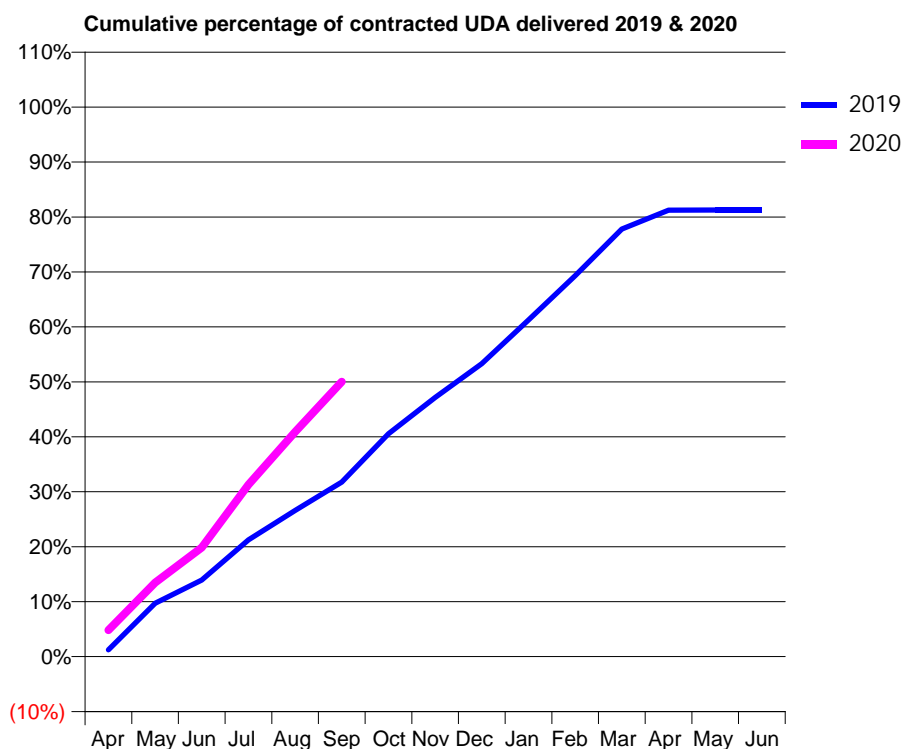
19/20 Contracted general activity (UDA)	19,709
Carry forward general activity (UDA)	0
19/20 Contracted orthodontic activity (UOA)	575
Carry forward orthodontic activity (UOA)	0
Baseline contract value	£591,869.11

ACCESS*

Patients seen in 24 months	Total	Change since previous quarter
Quarter ending September 2018	4,370	
Quarter ending December 2018	4,392	→
Quarter ending March 2019	4,760	↑
Quarter ending June 2019	5,119	↑
Quarter ending September 2019	5,421	↑
Variance since September 2018	24.1%	↑



ACTIVITY



Month	Adjusted Scheduled Activity (UDA)	
	2019	2020
April	253	951
May	1,974	2,659
June	2,831	3,908
July	4,313	6,169
August	5,402	8,062
September	6,446	9,861
October	8,235	
November	9,572	
December	10,818	
January	12,435	
February	14,070	
March	15,793	
April	16,491	
May	16,495	
June	16,495	

QUALITY

	Quantity	Base Number	Contract	AT	Region	England
% of FP17s for the same patient ID Re-attending within 3 months - Children	100	1,244	8.0%	10.0%	11.3%	11.5%
% of FP17s for the same patient ID Re-attending within 3 months - Adults	479	4,255	11.3%	13.5%	14.7%	15.4%
% of FP17s for the same patient ID Re-attending between 3 & 9 months - Children	767	1,244	61.7%	63.2%	60.8%	59.7%
% of FP17s for the same patient ID Re-attending between 3 & 9 months - Adults	2,726	4,255	64.1%	56.9%	52.8%	51.7%
% of FP17s for Band 1 Urgent Courses	265	5,104	5.2%	6.8%	8.2%	9.2%
% of FP17s Relating to Free Repair or Replacements	68	5,104	1.3%	0.7%	0.7%	0.7%
% of FP17s Relating to Continuations	55	5,104	1.1%	1.0%	0.8%	0.8%
% of Patients satisfied with the dentistry they have received	5	6	N/A	91.9%	93.2%	93.5%
% of Patients satisfied with the time they had to wait for an appointment	6	6	N/A	86.7%	88.5%	87.4%

* This is based on patients treated on this contract for their most recent course of treatment. Figures in italics indicate the base number of FP17s or Patient Questionnaire responses are less than 100. N/A is shown where the base number of responses is less than 10 during the period. % is calculated as Quantity/Base number*100

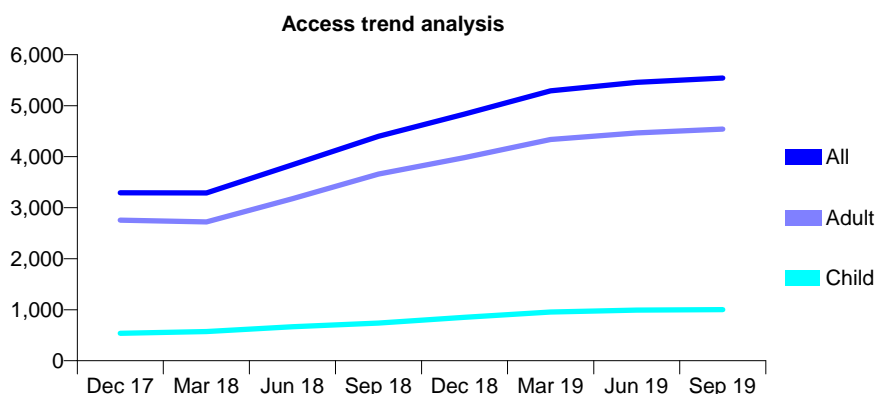
Q55 - Vital Signs At a Glance Contract Report for 100180/0000 - September 2019

Name or company name	Chaddesden Dental Practice
Contract type name	GDS Contract
Purpose of contract	General
Contract start date	01/08/2016
Contract end date	

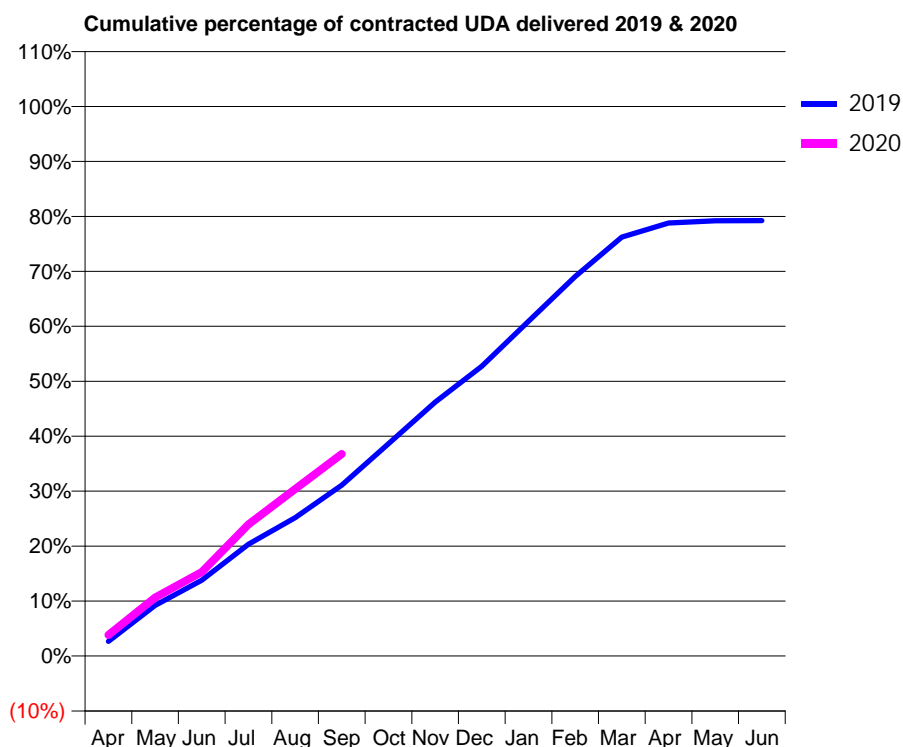
19/20 Contracted general activity (UDA)	21,628
Carry forward general activity (UDA)	0
19/20 Contracted orthodontic activity (UOA)	0
Carry forward orthodontic activity (UOA)	0
Baseline contract value	£568,245.15

ACCESS*

Patients seen in 24 months	Total	Change since previous quarter
Quarter ending September 2018	4,398	
Quarter ending December 2018	4,836	↑
Quarter ending March 2019	5,291	↑
Quarter ending June 2019	5,458	↑
Quarter ending September 2019	5,542	→
Variance since September 2018	26.0%	↑



ACTIVITY



Month	Adjusted Scheduled Activity (UDA)	
	2019	2020
April	574	832
May	1,989	2,300
June	2,986	3,302
July	4,402	5,183
August	5,447	6,574
September	6,725	7,954
October	8,352	
November	9,998	
December	11,404	
January	13,175	
February	14,936	
March	16,486	
April	17,038	
May	17,131	
June	17,132	

QUALITY

	Quantity	Base Number	Contract	AT	Region	England
% of FP17s for the same patient ID Re-attending within 3 months - Children	101	912	11.1%	10.0%	11.3%	11.5%
% of FP17s for the same patient ID Re-attending within 3 months - Adults	473	3,805	12.4%	13.5%	14.7%	15.4%
% of FP17s for the same patient ID Re-attending between 3 & 9 months - Children	592	912	64.9%	63.2%	60.8%	59.7%
% of FP17s for the same patient ID Re-attending between 3 & 9 months - Adults	2,554	3,805	67.1%	56.9%	52.8%	51.7%
% of FP17s for Band 1 Urgent Courses	216	4,373	4.9%	6.8%	8.2%	9.2%
% of FP17s Relating to Free Repair or Replacements	18	4,373	0.4%	0.7%	0.7%	0.7%
% of FP17s Relating to Continuations	21	4,373	0.5%	1.0%	0.8%	0.8%
% of Patients satisfied with the dentistry they have received	2	2	N/A	91.9%	93.2%	93.5%
% of Patients satisfied with the time they had to wait for an appointment	2	2	N/A	86.7%	88.5%	87.4%

* This is based on patients treated on this contract for their most recent course of treatment. Figures in italics indicate the base number of FP17s or Patient Questionnaire responses are less than 100. N/A is shown where the base number of responses is less than 10 during the period. % is calculated as Quantity/Base number*100

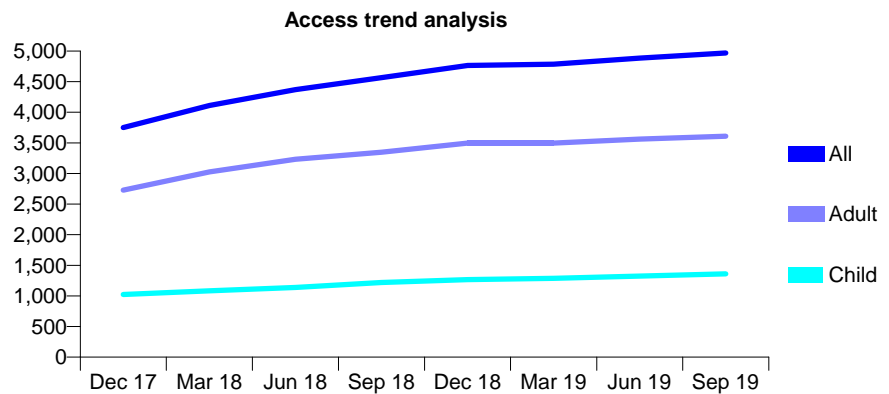
Q55 - Vital Signs At a Glance Contract Report for 100195/0000 - September 2019

Name or company name	TASK B LTD - T/A Dental Perfection
Contract type name	GDS Contract
Purpose of contract	General
Contract start date	01/08/2016
Contract end date	

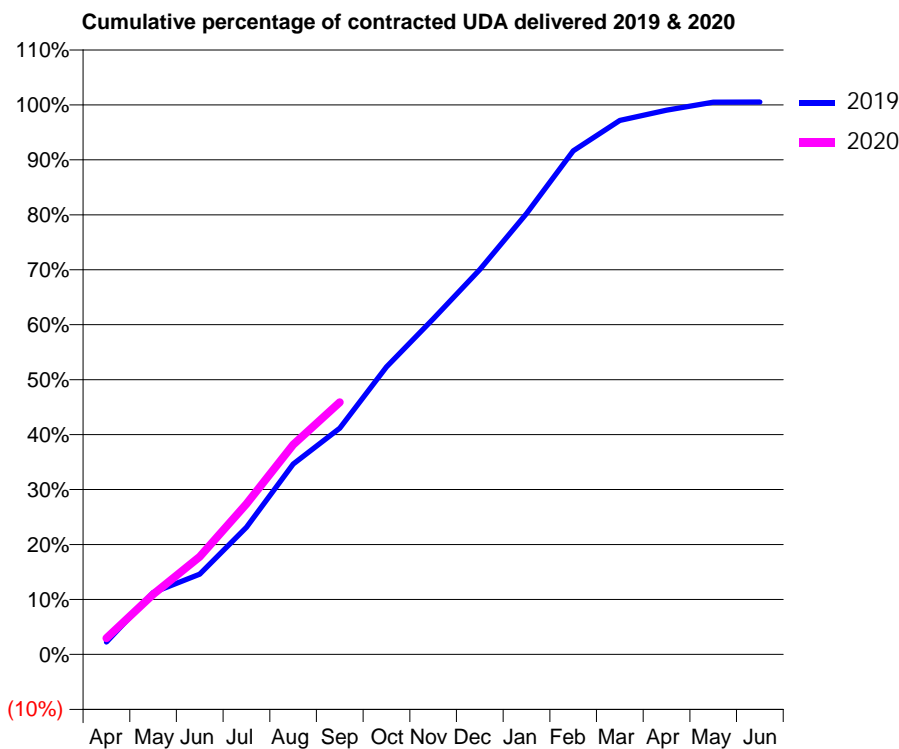
19/20 Contracted general activity (UDA)	10,900
Carry forward general activity (UDA)	0
19/20 Contracted orthodontic activity (UOA)	0
Carry forward orthodontic activity (UOA)	0
Baseline contract value	£247,975.37

ACCESS*

Patients seen in 24 months	Total	Change since previous quarter
Quarter ending September 2018	4,565	
Quarter ending December 2018	4,763	↑
Quarter ending March 2019	4,786	→
Quarter ending June 2019	4,886	↑
Quarter ending September 2019	4,969	→
Variance since September 2018	8.8%	↑



ACTIVITY



Month	Adjusted Scheduled Activity (UDA)	
	2019	2020
April	246	322
May	1,226	1,192
June	1,592	1,937
July	2,521	2,985
August	3,775	4,159
September	4,489	5,002
October	5,702	
November	6,657	
December	7,632	
January	8,744	
February	9,988	
March	10,591	
April	10,793	
May	10,953	
June	10,958	

QUALITY

	Quantity	Base Number	Contract	AT	Region	England
% of FP17s for the same patient ID Re-attending within 3 months - Children	45	856	5.3%	10.0%	11.3%	11.5%
% of FP17s for the same patient ID Re-attending within 3 months - Adults	148	1,817	8.1%	13.5%	14.7%	15.4%
% of FP17s for the same patient ID Re-attending between 3 & 9 months - Children	446	856	52.1%	63.2%	60.8%	59.7%
% of FP17s for the same patient ID Re-attending between 3 & 9 months - Adults	780	1,817	42.9%	56.9%	52.8%	51.7%
% of FP17s for Band 1 Urgent Courses	39	2,418	1.6%	6.8%	8.2%	9.2%
% of FP17s Relating to Free Repair or Replacements	9	2,418	0.4%	0.7%	0.7%	0.7%
% of FP17s Relating to Continuations	42	2,418	1.7%	1.0%	0.8%	0.8%
% of Patients satisfied with the dentistry they have received	0	1	N/A	91.9%	93.2%	93.5%
% of Patients satisfied with the time they had to wait for an appointment	0	1	N/A	86.7%	88.5%	87.4%

* This is based on patients treated on this contract for their most recent course of treatment. Figures in italics indicate the base number of FP17s or Patient Questionnaire responses are less than 100. N/A is shown where the base number of responses is less than 10 during the period. % is calculated as Quantity/Base number*100

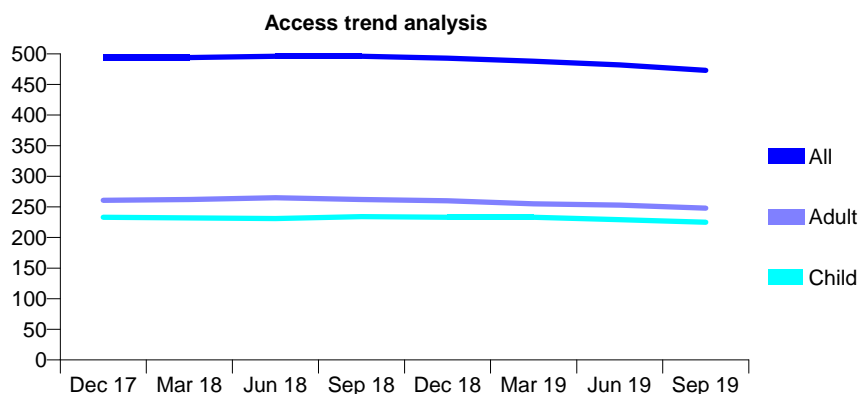
Q55 - Vital Signs At a Glance Contract Report for 100196/0000 - September 2019

Name or company name	Impressions Dental Care (Nottingham) Limi
Contract type name	GDS Contract
Purpose of contract	General
Contract start date	01/08/2016
Contract end date	

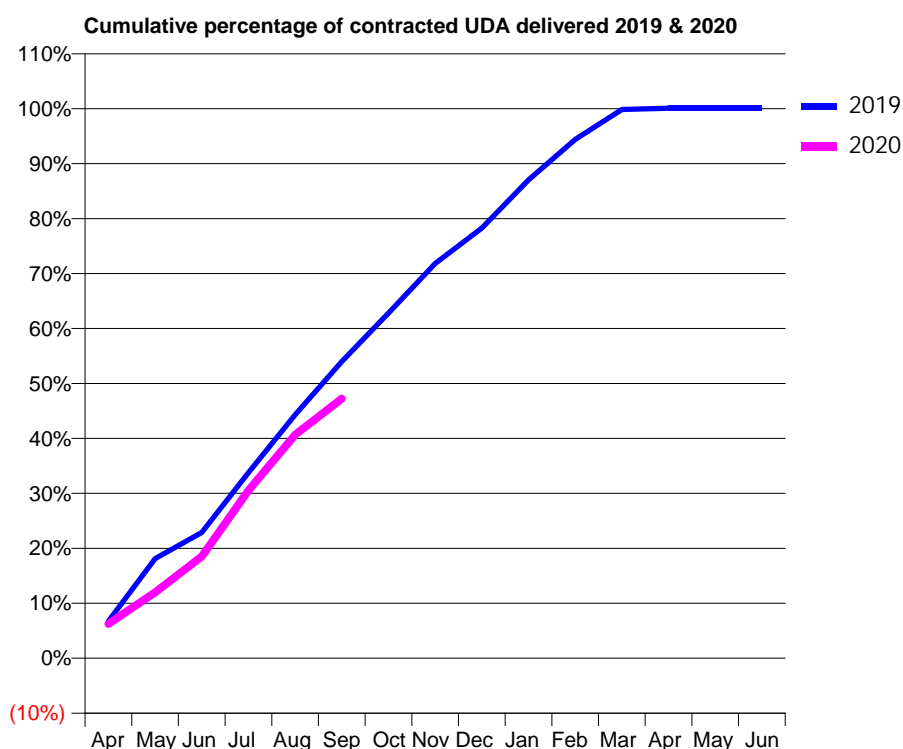
19/20 Contracted general activity (UDA)	1,354
Carry forward general activity (UDA)	0
19/20 Contracted orthodontic activity (UOA)	0
Carry forward orthodontic activity (UOA)	0
Baseline contract value	£33,354.33

ACCESS*

Patients seen in 24 months	Total	Change since previous quarter
Quarter ending September 2018	496	
Quarter ending December 2018	493	→
Quarter ending March 2019	488	↓
Quarter ending June 2019	482	↓
Quarter ending September 2019	473	↓
Variance since September 2018	(4.6%)	↓



ACTIVITY



Month	2019	2020
April	91	85
May	246	162
June	310	250
July	457	414
August	600	551
September	731	639
October	851	
November	973	
December	1,060	
January	1,178	
February	1,278	
March	1,352	
April	1,355	
May	1,355	
June	1,355	

QUALITY

	Quantity	Base Number	Contract	AT	Region	England
% of FP17s for the same patient ID Re-attending within 3 months - Children	11	181	6.1%	10.0%	11.3%	11.5%
% of FP17s for the same patient ID Re-attending within 3 months - Adults	26	199	13.1%	13.5%	14.7%	15.4%
% of FP17s for the same patient ID Re-attending between 3 & 9 months - Children	124	181	68.5%	63.2%	60.8%	59.7%
% of FP17s for the same patient ID Re-attending between 3 & 9 months - Adults	142	199	71.4%	56.9%	52.8%	51.7%
% of FP17s for Band 1 Urgent Courses	11	376	2.9%	6.8%	8.2%	9.2%
% of FP17s Relating to Free Repair or Replacements	1	376	0.3%	0.7%	0.7%	0.7%
% of FP17s Relating to Continuations	0	376	0.0%	1.0%	0.8%	0.8%
% of Patients satisfied with the dentistry they have received	0	0	N/A	91.9%	93.2%	93.5%
% of Patients satisfied with the time they had to wait for an appointment	0	0	N/A	86.7%	88.5%	87.4%

* This is based on patients treated on this contract for their most recent course of treatment.

Figures in italics indicate the base number of FP17s or Patient Questionnaire responses are less than 100. N/A is shown where the base number of responses is less than 10 during the period. % is calculated as Quantity/Base number*100

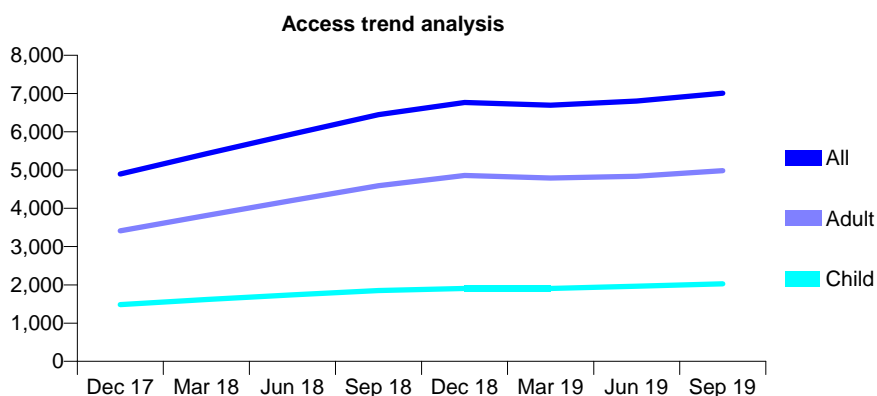
Q55 - Vital Signs At a Glance Contract Report for 100205/0000 - September 2019

Name or company name	Family Medical Centre (Green//Hanji)
Contract type name	GDS Contract
Purpose of contract	General
Contract start date	01/08/2016
Contract end date	

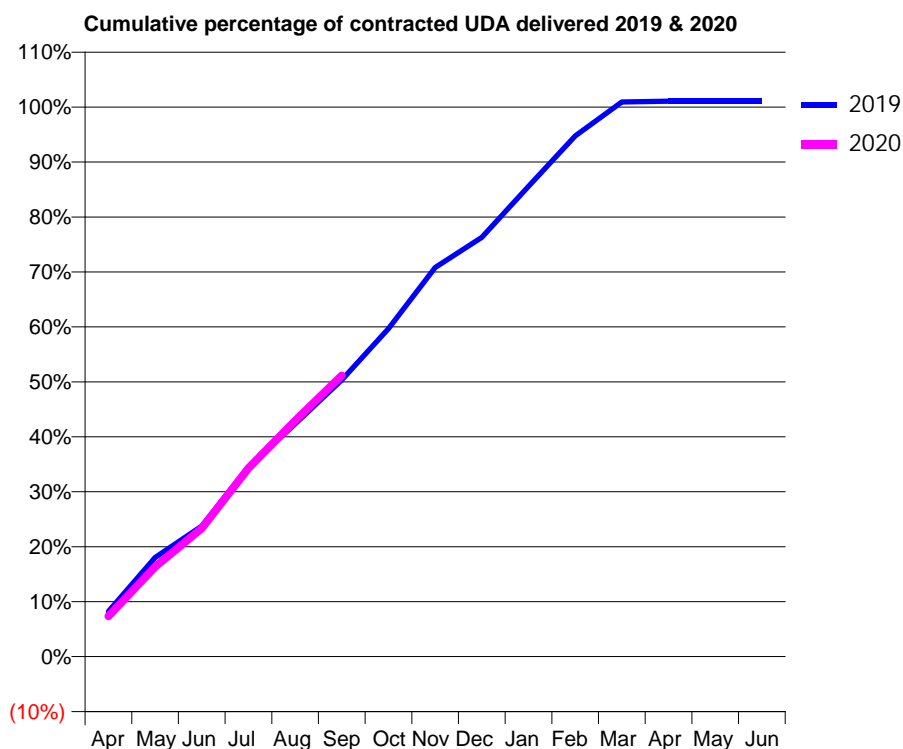
19/20 Contracted general activity (UDA)	23,974
Carry forward general activity (UDA)	0
19/20 Contracted orthodontic activity (UOA)	0
Carry forward orthodontic activity (UOA)	0
Baseline contract value	£667,443.35

ACCESS*

Patients seen in 24 months	Total	Change since previous quarter
Quarter ending September 2018	6,447	
Quarter ending December 2018	6,764	↑
Quarter ending March 2019	6,695	↓
Quarter ending June 2019	6,802	→
Quarter ending September 2019	7,010	↑
Variance since September 2018	8.7%	↑



ACTIVITY



Month	Adjusted Scheduled Activity (UDA)	
	2019	2020
April	2,150	1,768
May	4,703	3,918
June	6,187	5,598
July	8,986	8,223
August	11,040	10,295
September	13,118	12,268
October	15,549	
November	18,446	
December	19,876	
January	22,296	
February	24,689	
March	26,292	
April	26,336	
May	26,335	
June	26,336	

QUALITY

	Quantity	Base Number	Contract	AT	Region	England
% of FP17s for the same patient ID Re-attending within 3 months - Children	136	1,348	10.1%	10.0%	11.3%	11.5%
% of FP17s for the same patient ID Re-attending within 3 months - Adults	348	2,767	12.6%	13.5%	14.7%	15.4%
% of FP17s for the same patient ID Re-attending between 3 & 9 months - Children	668	1,348	49.6%	63.2%	60.8%	59.7%
% of FP17s for the same patient ID Re-attending between 3 & 9 months - Adults	1,145	2,767	41.4%	56.9%	52.8%	51.7%
% of FP17s for Band 1 Urgent Courses	316	4,104	7.7%	6.8%	8.2%	9.2%
% of FP17s Relating to Free Repair or Replacements	22	4,104	0.5%	0.7%	0.7%	0.7%
% of FP17s Relating to Continuations	28	4,104	0.7%	1.0%	0.8%	0.8%
% of Patients satisfied with the dentistry they have received	1	1	N/A	91.9%	93.2%	93.5%
% of Patients satisfied with the time they had to wait for an appointment	1	1	N/A	86.7%	88.5%	87.4%

* This is based on patients treated on this contract for their most recent course of treatment. Figures in italics indicate the base number of FP17s or Patient Questionnaire responses are less than 100. N/A is shown where the base number of responses is less than 10 during the period. % is calculated as Quantity/Base number*100

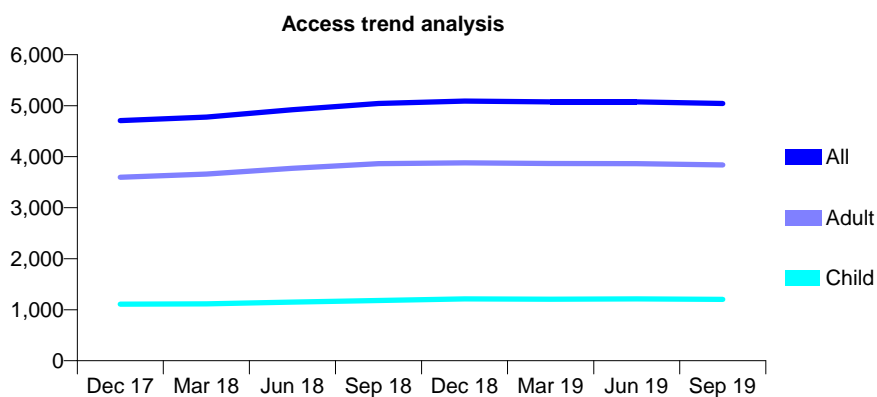
Q55 - Vital Signs At a Glance Contract Report for 100211/0000 - September 2019

Name or company name	Rivergreen Dental Practice
Contract type name	GDS Contract
Purpose of contract	General
Contract start date	01/09/2016
Contract end date	

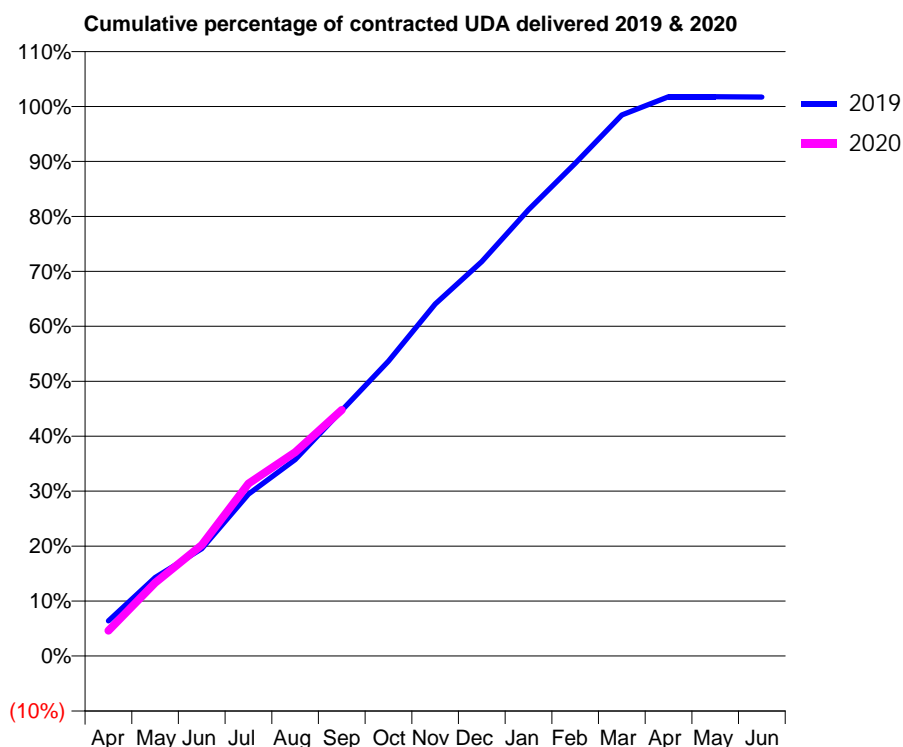
19/20 Contracted general activity (UDA)	14,929
Carry forward general activity (UDA)	0
19/20 Contracted orthodontic activity (UOA)	0
Carry forward orthodontic activity (UOA)	0
Baseline contract value	£395,880.74

ACCESS*

Patients seen in 24 months	Total	Change since previous quarter
Quarter ending September 2018	5,043	
Quarter ending December 2018	5,090	→
Quarter ending March 2019	5,076	→
Quarter ending June 2019	5,077	→
Quarter ending September 2019	5,041	→
Variance since September 2018	(0.0%)	→



ACTIVITY



Month	Adjusted Scheduled Activity (UDA)	
	2019	2020
April	954	689
May	2,132	1,989
June	2,914	3,016
July	4,401	4,686
August	5,339	5,539
September	6,671	6,688
October	8,012	
November	9,563	
December	10,716	
January	12,124	
February	13,383	
March	14,696	
April	15,191	
May	15,191	
June	15,187	

QUALITY

	Quantity	Base Number	Contract	AT	Region	England
% of FP17s for the same patient ID Re-attending within 3 months - Children	47	787	6.0%	10.0%	11.3%	11.5%
% of FP17s for the same patient ID Re-attending within 3 months - Adults	368	2,565	14.3%	13.5%	14.7%	15.4%
% of FP17s for the same patient ID Re-attending between 3 & 9 months - Children	414	787	52.6%	63.2%	60.8%	59.7%
% of FP17s for the same patient ID Re-attending between 3 & 9 months - Adults	1,439	2,565	56.1%	56.9%	52.8%	51.7%
% of FP17s for Band 1 Urgent Courses	168	3,123	5.4%	6.8%	8.2%	9.2%
% of FP17s Relating to Free Repair or Replacements	78	3,123	2.5%	0.7%	0.7%	0.7%
% of FP17s Relating to Continuations	10	3,123	0.3%	1.0%	0.8%	0.8%
% of Patients satisfied with the dentistry they have received	3	3	N/A	91.9%	93.2%	93.5%
% of Patients satisfied with the time they had to wait for an appointment	2	3	N/A	86.7%	88.5%	87.4%

* This is based on patients treated on this contract for their most recent course of treatment. Figures in italics indicate the base number of FP17s or Patient Questionnaire responses are less than 100. N/A is shown where the base number of responses is less than 10 during the period. % is calculated as Quantity/Base number*100

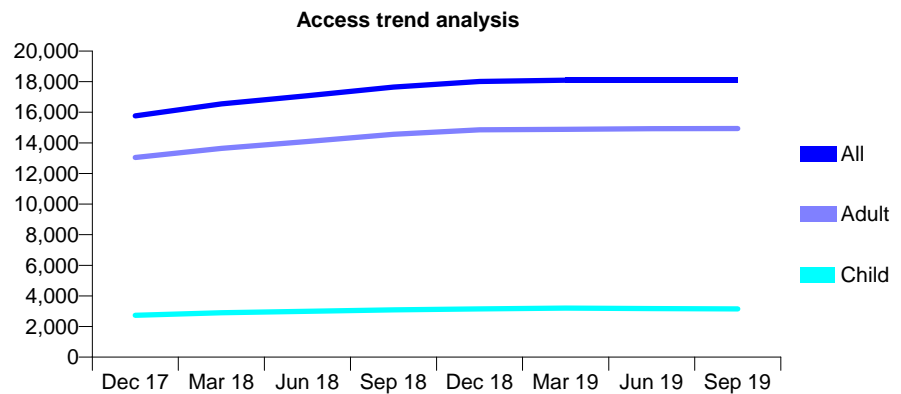
Q55 - Vital Signs At a Glance Contract Report for 100236/0000 - September 2019

Name or company name	AJ Moore & Associates
Contract type name	GDS Contract
Purpose of contract	General
Contract start date	01/12/2016
Contract end date	

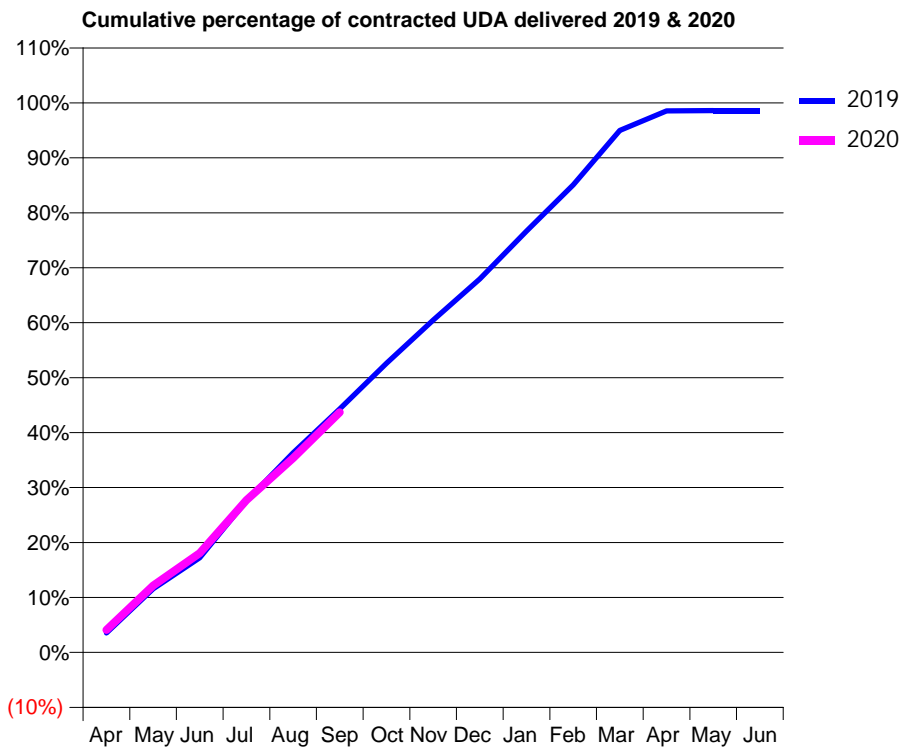
19/20 Contracted general activity (UDA)	56,787
Carry forward general activity (UDA)	0
19/20 Contracted orthodontic activity (UOA)	0
Carry forward orthodontic activity (UOA)	0
Baseline contract value	£1,488,222.91

ACCESS*

Patients seen in 24 months	Total	Change since previous quarter
Quarter ending September 2018	17,645	
Quarter ending December 2018	18,005	↑
Quarter ending March 2019	18,092	→
Quarter ending June 2019	18,100	→
Quarter ending September 2019	18,093	→
Variance since September 2018	2.5%	↑



ACTIVITY



Month	Adjusted Scheduled Activity (UDA)	
	2019	2020
April	1,977	2,329
May	6,447	6,915
June	9,589	10,264
July	15,340	15,735
August	20,196	20,088
September	24,637	24,811
October	29,241	
November	33,618	
December	37,783	
January	42,617	
February	47,291	
March	52,789	
April	54,775	
May	54,795	
June	54,799	

QUALITY

	Quantity	Base Number	Contract	AT	Region	England
% of FP17s for the same patient ID Re-attending within 3 months - Children	184	2,733	6.7%	10.0%	11.3%	11.5%
% of FP17s for the same patient ID Re-attending within 3 months - Adults	1,583	12,721	12.4%	13.5%	14.7%	15.4%
% of FP17s for the same patient ID Re-attending between 3 & 9 months - Children	1,962	2,733	71.8%	63.2%	60.8%	59.7%
% of FP17s for the same patient ID Re-attending between 3 & 9 months - Adults	8,722	12,721	68.6%	56.9%	52.8%	51.7%
% of FP17s for Band 1 Urgent Courses	697	14,035	5.0%	6.8%	8.2%	9.2%
% of FP17s Relating to Free Repair or Replacements	207	14,035	1.5%	0.7%	0.7%	0.7%
% of FP17s Relating to Continuations	175	14,035	1.2%	1.0%	0.8%	0.8%
% of Patients satisfied with the dentistry they have received	7	7	N/A	91.9%	93.2%	93.5%
% of Patients satisfied with the time they had to wait for an appointment	7	7	N/A	86.7%	88.5%	87.4%

* This is based on patients treated on this contract for their most recent course of treatment. Figures in italics indicate the base number of FP17s or Patient Questionnaire responses are less than 100. N/A is shown where the base number of responses is less than 10 during the period. % is calculated as Quantity/Base number*100

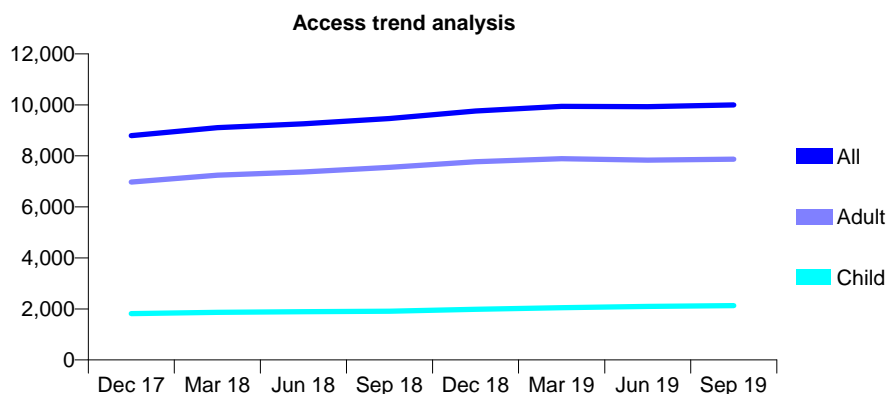
Q55 - Vital Signs At a Glance Contract Report for 100238/0000 - September 2019

Name or company name	Heanor Dental Practice
Contract type name	GDS Contract
Purpose of contract	General
Contract start date	01/12/2016
Contract end date	

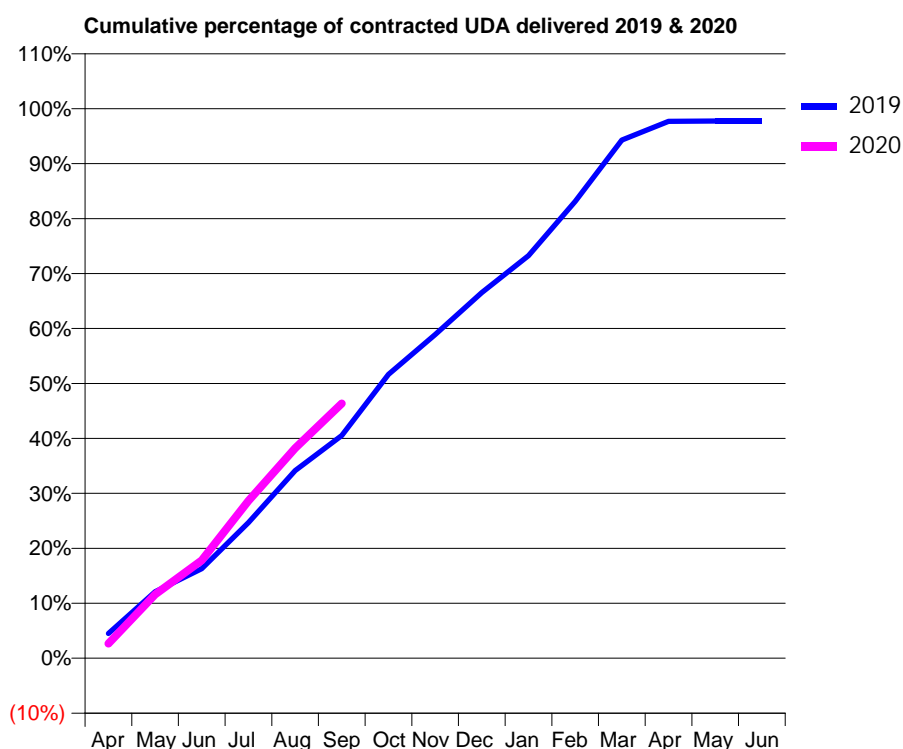
19/20 Contracted general activity (UDA)	25,773
Carry forward general activity (UDA)	0
19/20 Contracted orthodontic activity (UOA)	0
Carry forward orthodontic activity (UOA)	0
Baseline contract value	£791,990.23

ACCESS*

Patients seen in 24 months	Total	Change since previous quarter
Quarter ending September 2018	9,467	
Quarter ending December 2018	9,760	↑
Quarter ending March 2019	9,940	→
Quarter ending June 2019	9,931	→
Quarter ending September 2019	10,001	→
Variance since September 2018	5.6%	↑



ACTIVITY



Month	2019	2020
April	1,163	690
May	3,120	2,991
June	4,202	4,588
July	6,363	7,381
August	8,803	9,854
September	10,450	11,951
October	13,311	
November	15,184	
December	17,148	
January	18,879	
February	21,423	
March	24,303	
April	25,179	
May	25,191	
June	25,196	

QUALITY

	Quantity	Base Number	Contract	AT	Region	England
% of FP17s for the same patient ID Re-attending within 3 months - Children	144	1,761	8.2%	10.0%	11.3%	11.5%
% of FP17s for the same patient ID Re-attending within 3 months - Adults	707	5,810	12.2%	13.5%	14.7%	15.4%
% of FP17s for the same patient ID Re-attending between 3 & 9 months - Children	1,033	1,761	58.7%	63.2%	60.8%	59.7%
% of FP17s for the same patient ID Re-attending between 3 & 9 months - Adults	3,363	5,810	57.9%	56.9%	52.8%	51.7%
% of FP17s for Band 1 Urgent Courses	342	7,068	4.8%	6.8%	8.2%	9.2%
% of FP17s Relating to Free Repair or Replacements	89	7,068	1.3%	0.7%	0.7%	0.7%
% of FP17s Relating to Continuations	52	7,068	0.7%	1.0%	0.8%	0.8%
% of Patients satisfied with the dentistry they have received	2	2	N/A	91.9%	93.2%	93.5%
% of Patients satisfied with the time they had to wait for an appointment	1	2	N/A	86.7%	88.5%	87.4%

* This is based on patients treated on this contract for their most recent course of treatment. Figures in italics indicate the base number of FP17s or Patient Questionnaire responses are less than 100. N/A is shown where the base number of responses is less than 10 during the period. % is calculated as Quantity/Base number*100

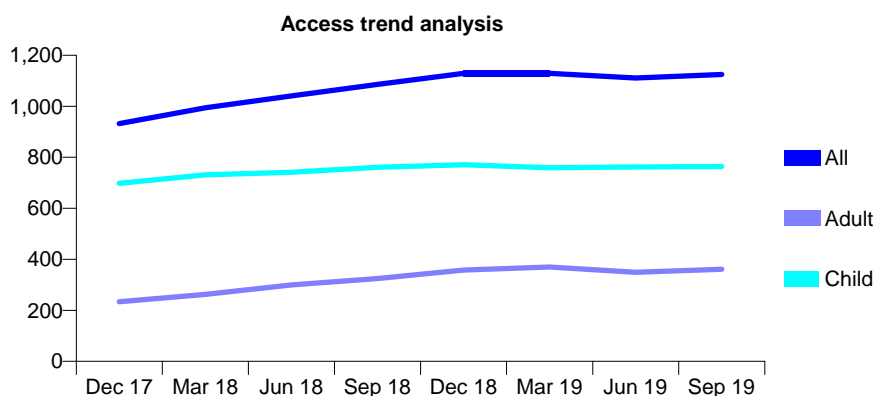
Q55 - Vital Signs At a Glance Contract Report for 100271/0000 - September 2019

Name or company name	Peterson, Carr & Towleron
Contract type name	GDS Contract
Purpose of contract	General
Contract start date	01/01/2017
Contract end date	

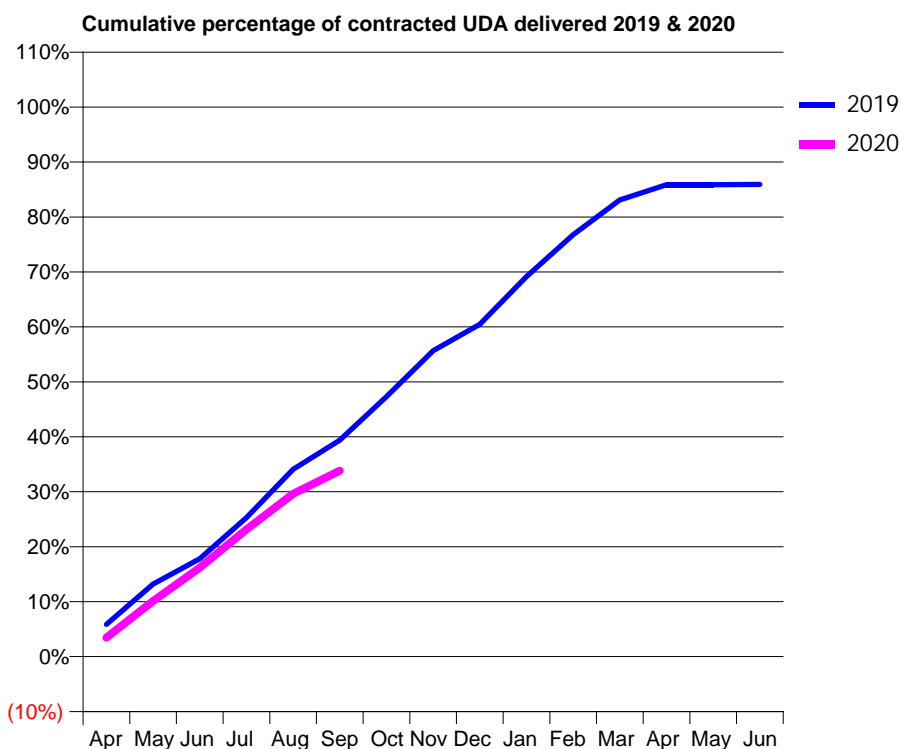
19/20 Contracted general activity (UDA)	3,100
Carry forward general activity (UDA)	0
19/20 Contracted orthodontic activity (UOA)	0
Carry forward orthodontic activity (UOA)	0
Baseline contract value	£72,727.92

ACCESS*

Patients seen in 24 months	Total	Change since previous quarter
Quarter ending September 2018	1,086	
Quarter ending December 2018	1,129	↑
Quarter ending March 2019	1,129	→
Quarter ending June 2019	1,111	↓
Quarter ending September 2019	1,125	→
Variance since September 2018	3.6%	↑



ACTIVITY



Month	Adjusted Scheduled Activity (UDA)	
	2019	2020
April	182	107
May	410	314
June	552	501
July	784	717
August	1,057	919
September	1,221	1,049
October	1,466	
November	1,725	
December	1,875	
January	2,144	
February	2,380	
March	2,576	
April	2,662	
May	2,662	
June	2,663	

QUALITY

	Quantity	Base Number	Contract	AT	Region	England
% of FP17s for the same patient ID Re-attending within 3 months - Children	32	609	5.3%	10.0%	11.3%	11.5%
% of FP17s for the same patient ID Re-attending within 3 months - Adults	19	167	11.4%	13.5%	14.7%	15.4%
% of FP17s for the same patient ID Re-attending between 3 & 9 months - Children	445	609	73.1%	63.2%	60.8%	59.7%
% of FP17s for the same patient ID Re-attending between 3 & 9 months - Adults	88	167	52.7%	56.9%	52.8%	51.7%
% of FP17s for Band 1 Urgent Courses	51	710	7.2%	6.8%	8.2%	9.2%
% of FP17s Relating to Free Repair or Replacements	0	710	0.0%	0.7%	0.7%	0.7%
% of FP17s Relating to Continuations	0	710	0.0%	1.0%	0.8%	0.8%
% of Patients satisfied with the dentistry they have received	0	0	N/A	91.9%	93.2%	93.5%
% of Patients satisfied with the time they had to wait for an appointment	0	0	N/A	86.7%	88.5%	87.4%

* This is based on patients treated on this contract for their most recent course of treatment. Figures in italics indicate the base number of FP17s or Patient Questionnaire responses are less than 100. N/A is shown where the base number of responses is less than 10 during the period. % is calculated as Quantity/Base number*100

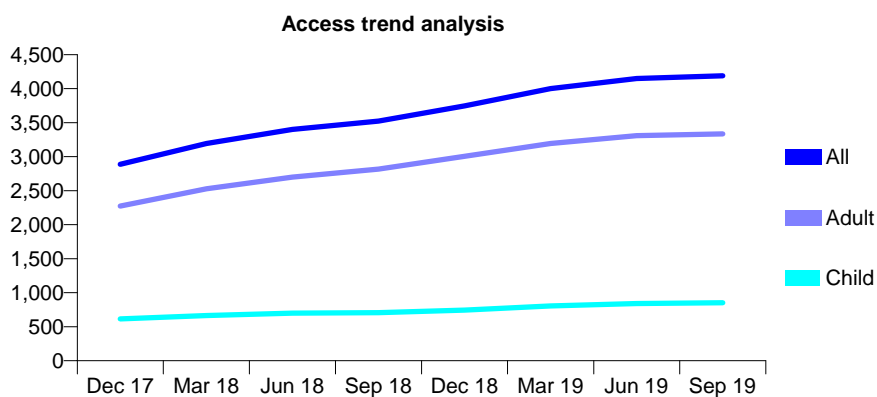
Q55 - Vital Signs At a Glance Contract Report for 100305/0000 - September 2019

Name or company name	New Whittington Dental Practice
Contract type name	GDS Contract
Purpose of contract	General
Contract start date	01/02/2017
Contract end date	

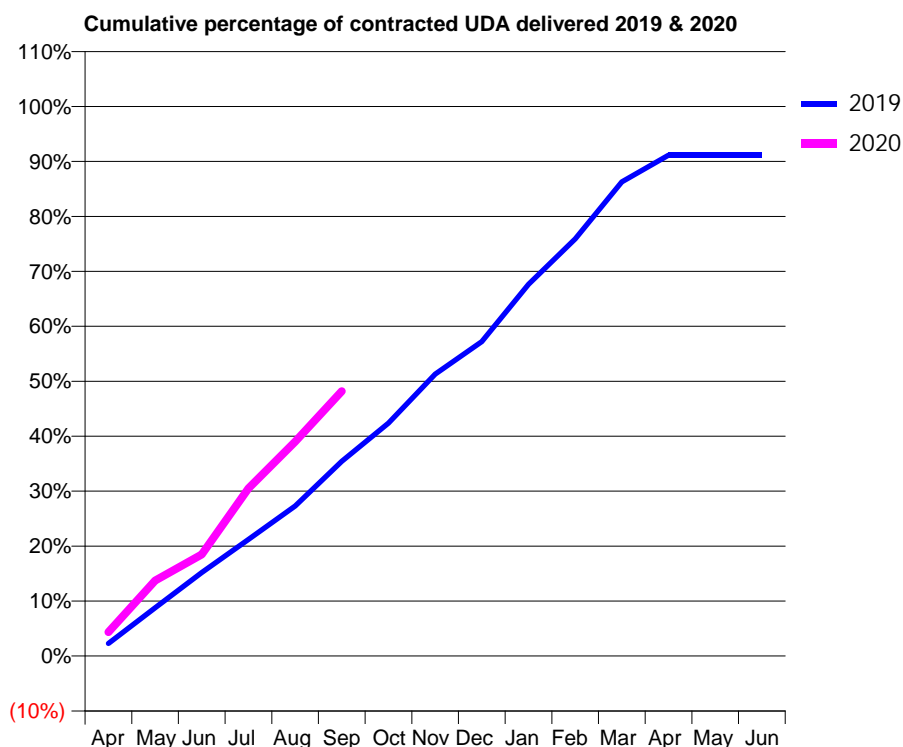
19/20 Contracted general activity (UDA)	11,213
Carry forward general activity (UDA)	0
19/20 Contracted orthodontic activity (UOA)	0
Carry forward orthodontic activity (UOA)	0
Baseline contract value	£368,921.74

ACCESS*

Patients seen in 24 months	Total	Change since previous quarter
Quarter ending September 2018	3,525	
Quarter ending December 2018	3,749	↑
Quarter ending March 2019	4,000	↑
Quarter ending June 2019	4,150	↑
Quarter ending September 2019	4,190	→
Variance since September 2018	18.9%	↑



ACTIVITY



Month	Adjusted Scheduled Activity (UDA)	
	2019	2020
April	334	487
May	1,272	1,542
June	2,202	2,072
July	3,080	3,423
August	3,963	4,373
September	5,142	5,403
October	6,151	
November	7,443	
December	8,302	
January	9,819	
February	11,019	
March	12,522	
April	13,227	
May	13,227	
June	13,227	

QUALITY

	Quantity	Base Number	Contract	AT	Region	England
% of FP17s for the same patient ID Re-attending within 3 months - Children	62	718	8.6%	10.0%	11.3%	11.5%
% of FP17s for the same patient ID Re-attending within 3 months - Adults	405	2,696	15.0%	13.5%	14.7%	15.4%
% of FP17s for the same patient ID Re-attending between 3 & 9 months - Children	443	718	61.7%	63.2%	60.8%	59.7%
% of FP17s for the same patient ID Re-attending between 3 & 9 months - Adults	1,650	2,696	61.2%	56.9%	52.8%	51.7%
% of FP17s for Band 1 Urgent Courses	307	3,125	9.8%	6.8%	8.2%	9.2%
% of FP17s Relating to Free Repair or Replacements	64	3,125	2.0%	0.7%	0.7%	0.7%
% of FP17s Relating to Continuations	55	3,125	1.8%	1.0%	0.8%	0.8%
% of Patients satisfied with the dentistry they have received	8	8	N/A	91.9%	93.2%	93.5%
% of Patients satisfied with the time they had to wait for an appointment	8	8	N/A	86.7%	88.5%	87.4%

* This is based on patients treated on this contract for their most recent course of treatment. Figures in italics indicate the base number of FP17s or Patient Questionnaire responses are less than 100. N/A is shown where the base number of responses is less than 10 during the period. % is calculated as Quantity/Base number*100

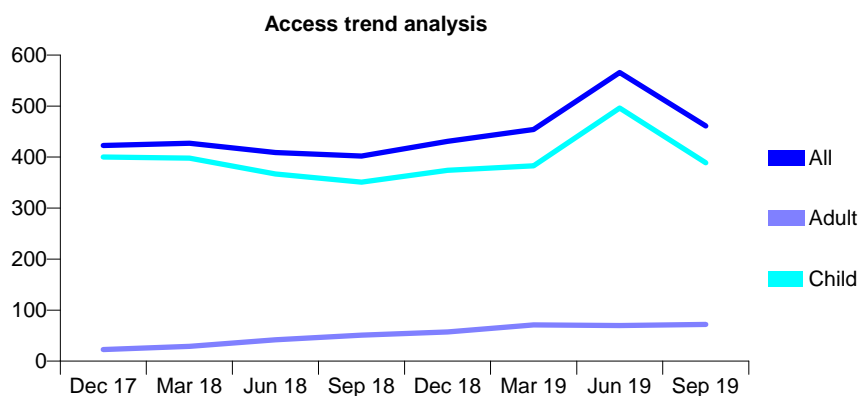
Q55 - Vital Signs At a Glance Contract Report for 100315/0000 - September 2019

Name or company name	Tuckley, Ilott and Skariah
Contract type name	GDS Contract
Purpose of contract	General
Contract start date	01/02/2017
Contract end date	

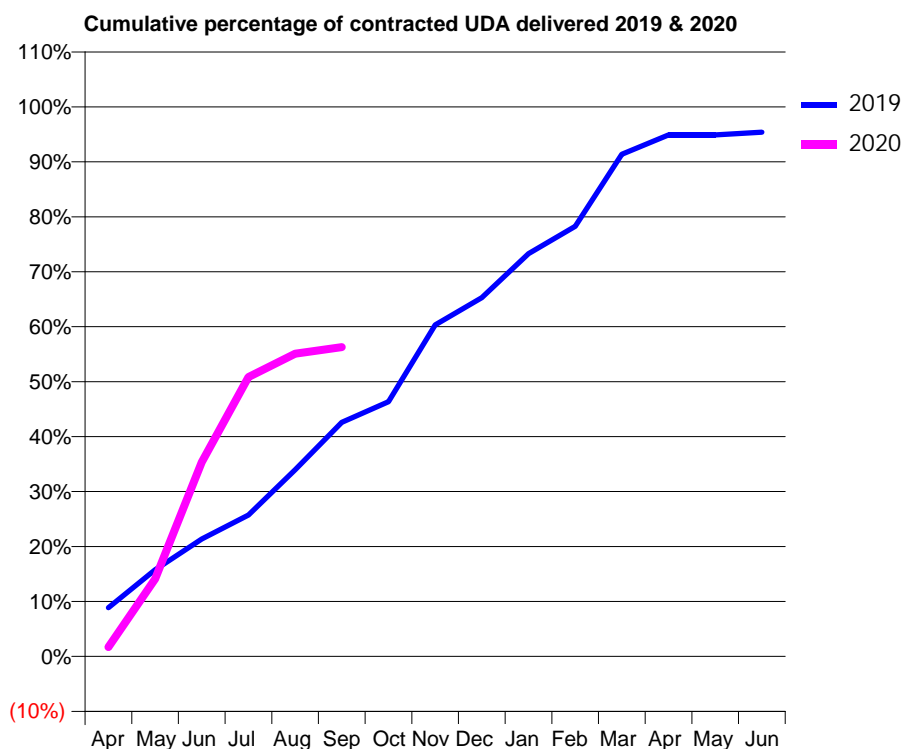
19/20 Contracted general activity (UDA)	824
Carry forward general activity (UDA)	0
19/20 Contracted orthodontic activity (UOA)	0
Carry forward orthodontic activity (UOA)	0
Baseline contract value	£22,906.48

ACCESS*

Patients seen in 24 months	Total	Change since previous quarter
Quarter ending September 2018	402	
Quarter ending December 2018	431	↑
Quarter ending March 2019	454	↑
Quarter ending June 2019	566	↑
Quarter ending September 2019	461	↓
Variance since September 2018	14.7%	↑



ACTIVITY



Month	Adjusted Scheduled Activity (UDA)	
	2019	2020
April	73	14
May	130	116
June	176	291
July	212	419
August	280	454
September	351	464
October	382	
November	497	
December	538	
January	604	
February	645	
March	753	
April	782	
May	782	
June	786	

QUALITY

	Quantity	Base Number	Contract	AT	Region	England
% of FP17s for the same patient ID Re-attending within 3 months - Children	18	379	4.7%	10.0%	11.3%	11.5%
% of FP17s for the same patient ID Re-attending within 3 months - Adults	0	0	N/A	13.5%	14.7%	15.4%
% of FP17s for the same patient ID Re-attending between 3 & 9 months - Children	185	379	48.8%	63.2%	60.8%	59.7%
% of FP17s for the same patient ID Re-attending between 3 & 9 months - Adults	0	0	N/A	56.9%	52.8%	51.7%
% of FP17s for Band 1 Urgent Courses	4	341	1.2%	6.8%	8.2%	9.2%
% of FP17s Relating to Free Repair or Replacements	0	341	0.0%	0.7%	0.7%	0.7%
% of FP17s Relating to Continuations	5	341	1.5%	1.0%	0.8%	0.8%
% of Patients satisfied with the dentistry they have received	0	0	N/A	91.9%	93.2%	93.5%
% of Patients satisfied with the time they had to wait for an appointment	0	0	N/A	86.7%	88.5%	87.4%

* This is based on patients treated on this contract for their most recent course of treatment. Figures in italics indicate the base number of FP17s or Patient Questionnaire responses are less than 100. N/A is shown where the base number of responses is less than 10 during the period. % is calculated as Quantity/Base number*100

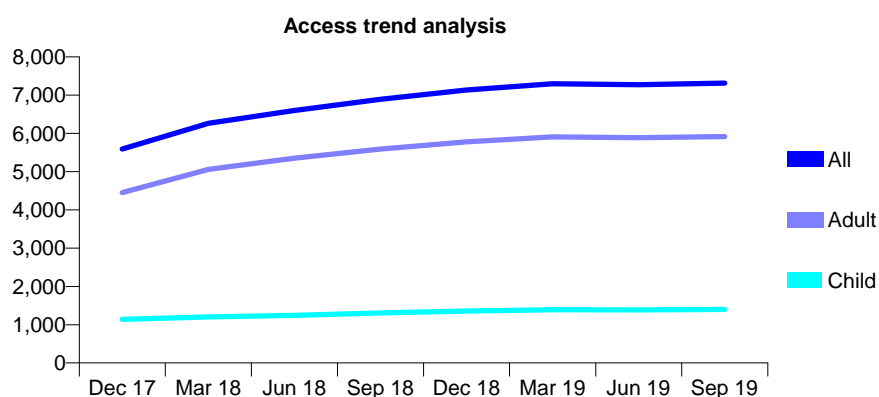
Q55 - Vital Signs At a Glance Contract Report for 100316/0000 - September 2019

Name or company name	Dr Mandeep Hampson
Contract type name	GDS Contract
Purpose of contract	General
Contract start date	01/03/2017
Contract end date	

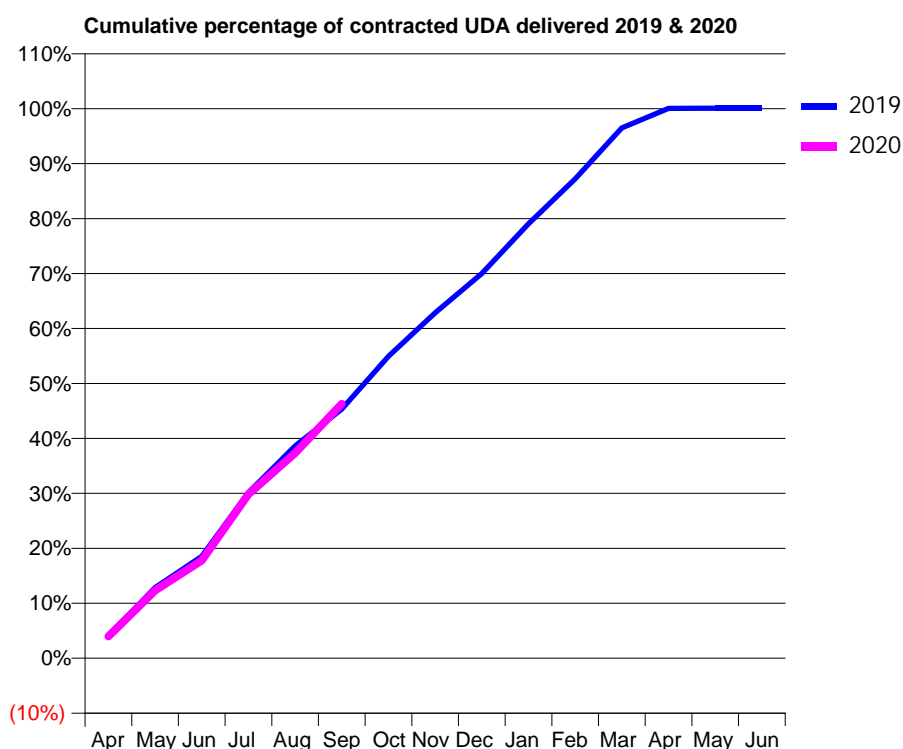
19/20 Contracted general activity (UDA)	17,825
Carry forward general activity (UDA)	0
19/20 Contracted orthodontic activity (UOA)	0
Carry forward orthodontic activity (UOA)	0
Baseline contract value	£405,107.78

ACCESS*

Patients seen in 24 months	Total	Change since previous quarter
Quarter ending September 2018	6,894	
Quarter ending December 2018	7,134	↑
Quarter ending March 2019	7,297	↑
Quarter ending June 2019	7,273	→
Quarter ending September 2019	7,316	→
Variance since September 2018	6.1%	↑



ACTIVITY



Month	2019	2020
April	739	707
May	2,294	2,198
June	3,307	3,168
July	5,373	5,317
August	6,889	6,659
September	8,081	8,252
October	9,794	
November	11,204	
December	12,476	
January	14,092	
February	15,550	
March	17,202	
April	17,834	
May	17,838	
June	17,839	

QUALITY

	Quantity	Base Number	Contract	AT	Region	England
% of FP17s for the same patient ID Re-attending within 3 months - Children	53	1,022	5.2%	10.0%	11.3%	11.5%
% of FP17s for the same patient ID Re-attending within 3 months - Adults	366	3,931	9.3%	13.5%	14.7%	15.4%
% of FP17s for the same patient ID Re-attending between 3 & 9 months - Children	665	1,022	65.1%	63.2%	60.8%	59.7%
% of FP17s for the same patient ID Re-attending between 3 & 9 months - Adults	2,216	3,931	56.4%	56.9%	52.8%	51.7%
% of FP17s for Band 1 Urgent Courses	292	4,625	6.3%	6.8%	8.2%	9.2%
% of FP17s Relating to Free Repair or Replacements	16	4,625	0.3%	0.7%	0.7%	0.7%
% of FP17s Relating to Continuations	23	4,625	0.5%	1.0%	0.8%	0.8%
% of Patients satisfied with the dentistry they have received	3	3	N/A	91.9%	93.2%	93.5%
% of Patients satisfied with the time they had to wait for an appointment	3	3	N/A	86.7%	88.5%	87.4%

* This is based on patients treated on this contract for their most recent course of treatment. Figures in italics indicate the base number of FP17s or Patient Questionnaire responses are less than 100. N/A is shown where the base number of responses is less than 10 during the period. % is calculated as Quantity/Base number*100

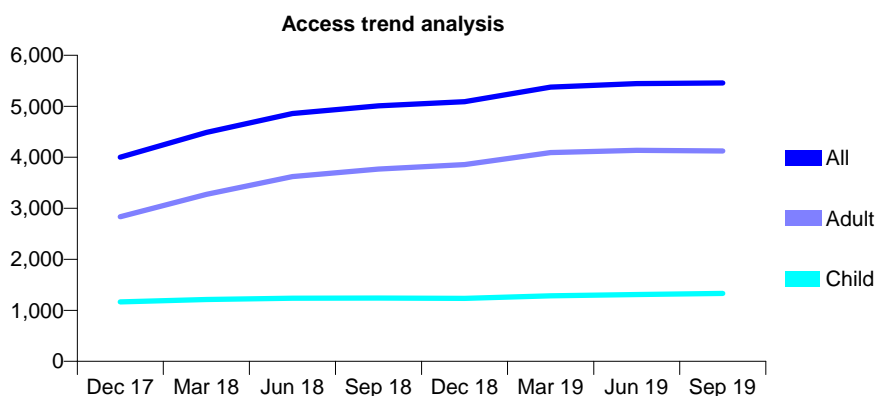
Q55 - Vital Signs At a Glance Contract Report for 100334/0000 - September 2019

Name or company name	Chapel Dental Care
Contract type name	GDS Contract
Purpose of contract	General
Contract start date	01/04/2017
Contract end date	

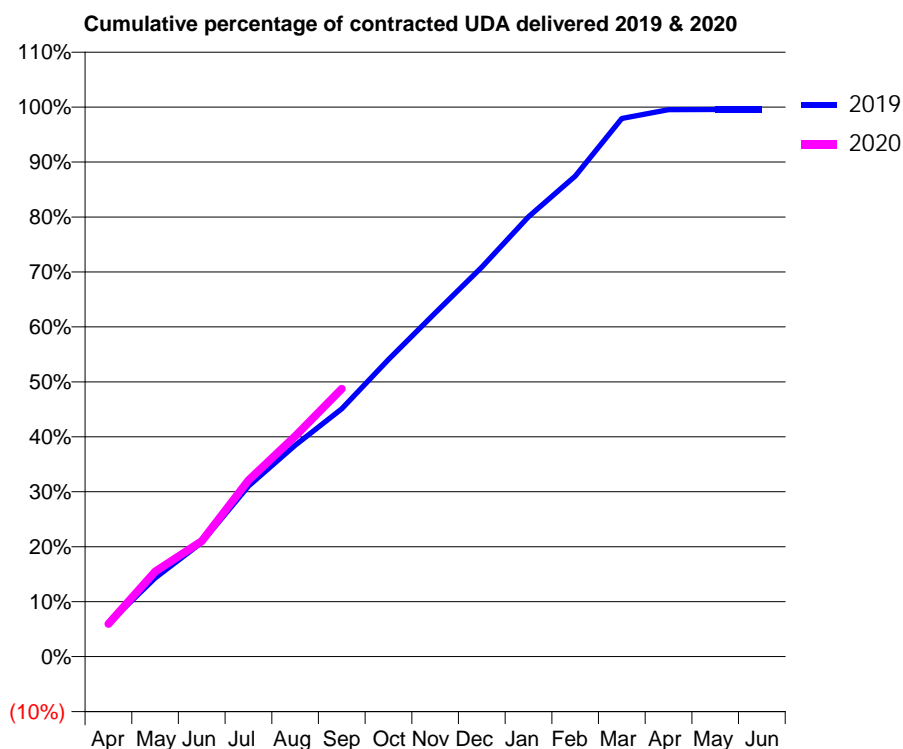
19/20 Contracted general activity (UDA)	17,496
Carry forward general activity (UDA)	0
19/20 Contracted orthodontic activity (UOA)	0
Carry forward orthodontic activity (UOA)	0
Baseline contract value	£807,287.39

ACCESS*

Patients seen in 24 months	Total	Change since previous quarter
Quarter ending September 2018	5,009	
Quarter ending December 2018	5,091	→
Quarter ending March 2019	5,376	↑
Quarter ending June 2019	5,445	→
Quarter ending September 2019	5,457	→
Variance since September 2018	8.9%	↑



ACTIVITY



Month	Adjusted Scheduled Activity (UDA)	
	2019	2020
April	1,058	1,040
May	2,504	2,706
June	3,638	3,676
July	5,429	5,612
August	6,728	7,022
September	7,890	8,527
October	9,463	
November	10,945	
December	12,401	
January	14,003	
February	15,301	
March	17,133	
April	17,416	
May	17,417	
June	17,419	

QUALITY

	Quantity	Base Number	Contract	AT	Region	England
% of FP17s for the same patient ID Re-attending within 3 months - Children	54	1,263	4.3%	10.0%	11.3%	11.5%
% of FP17s for the same patient ID Re-attending within 3 months - Adults	221	2,598	8.5%	13.5%	14.7%	15.4%
% of FP17s for the same patient ID Re-attending between 3 & 9 months - Children	945	1,263	74.8%	63.2%	60.8%	59.7%
% of FP17s for the same patient ID Re-attending between 3 & 9 months - Adults	1,120	2,598	43.1%	56.9%	52.8%	51.7%
% of FP17s for Band 1 Urgent Courses	167	3,686	4.5%	6.8%	8.2%	9.2%
% of FP17s Relating to Free Repair or Replacements	50	3,686	1.4%	0.7%	0.7%	0.7%
% of FP17s Relating to Continuations	18	3,686	0.5%	1.0%	0.8%	0.8%
% of Patients satisfied with the dentistry they have received	1	1	N/A	91.9%	93.2%	93.5%
% of Patients satisfied with the time they had to wait for an appointment	0	1	N/A	86.7%	88.5%	87.4%

* This is based on patients treated on this contract for their most recent course of treatment. Figures in italics indicate the base number of FP17s or Patient Questionnaire responses are less than 100. N/A is shown where the base number of responses is less than 10 during the period. % is calculated as Quantity/Base number*100

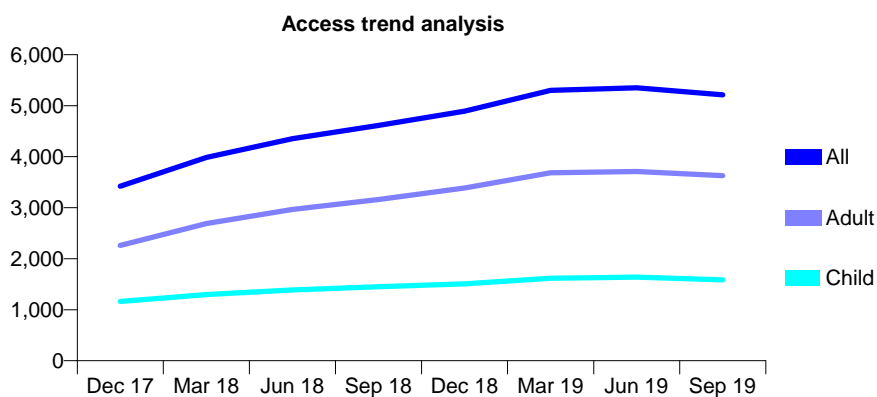
Q55 - Vital Signs At a Glance Contract Report for 100370/0000 - September 2019

Name or company name	Ishak Practices Limited
Contract type name	GDS Contract
Purpose of contract	General
Contract start date	01/04/2017
Contract end date	

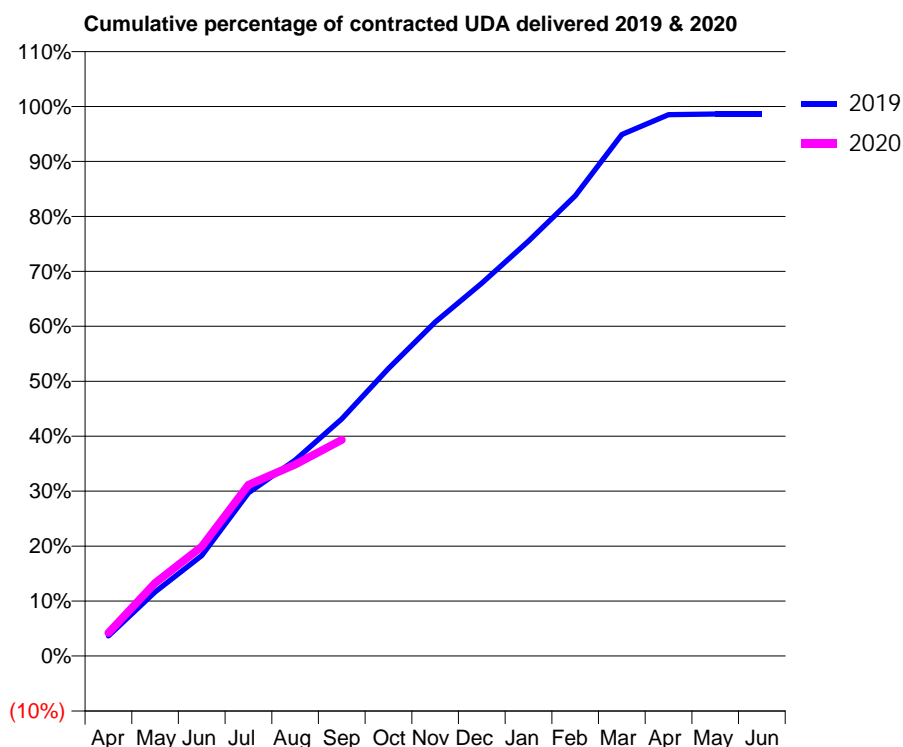
19/20 Contracted general activity (UDA)	19,000
Carry forward general activity (UDA)	0
19/20 Contracted orthodontic activity (UOA)	0
Carry forward orthodontic activity (UOA)	0
Baseline contract value	£524,700.76

ACCESS*

Patients seen in 24 months	Total	Change since previous quarter
Quarter ending September 2018	4,613	
Quarter ending December 2018	4,893	↑
Quarter ending March 2019	5,301	↑
Quarter ending June 2019	5,350	→
Quarter ending September 2019	5,213	↓
Variance since September 2018	13.0%	↑



ACTIVITY



Month	Adjusted Scheduled Activity (UDA)	
	2019	2020
April	694	800
May	2,215	2,524
June	3,474	3,781
July	5,643	5,917
August	6,774	6,620
September	8,202	7,470
October	9,945	
November	11,543	
December	12,890	
January	14,348	
February	15,910	
March	18,029	
April	18,718	
May	18,736	
June	18,736	

QUALITY

	Quantity	Base Number	Contract	AT	Region	England
% of FP17s for the same patient ID Re-attending within 3 months - Children	88	945	9.3%	10.0%	11.3%	11.5%
% of FP17s for the same patient ID Re-attending within 3 months - Adults	318	1,958	16.2%	13.5%	14.7%	15.4%
% of FP17s for the same patient ID Re-attending between 3 & 9 months - Children	544	945	57.6%	63.2%	60.8%	59.7%
% of FP17s for the same patient ID Re-attending between 3 & 9 months - Adults	889	1,958	45.4%	56.9%	52.8%	51.7%
% of FP17s for Band 1 Urgent Courses	279	2,690	10.4%	6.8%	8.2%	9.2%
% of FP17s Relating to Free Repair or Replacements	28	2,690	1.0%	0.7%	0.7%	0.7%
% of FP17s Relating to Continuations	16	2,690	0.6%	1.0%	0.8%	0.8%
% of Patients satisfied with the dentistry they have received	0	0	N/A	91.9%	93.2%	93.5%
% of Patients satisfied with the time they had to wait for an appointment	0	0	N/A	86.7%	88.5%	87.4%

* This is based on patients treated on this contract for their most recent course of treatment. Figures in italics indicate the base number of FP17s or Patient Questionnaire responses are less than 100. N/A is shown where the base number of responses is less than 10 during the period. % is calculated as Quantity/Base number*100

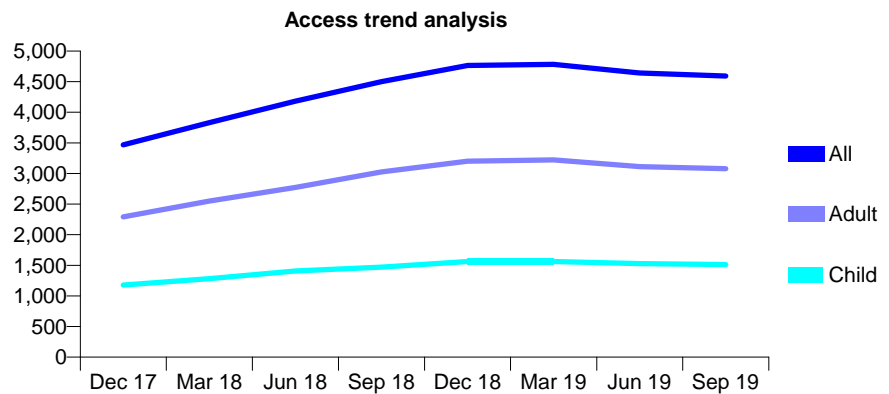
Q55 - Vital Signs At a Glance Contract Report for 100376/0000 - September 2019

Name or company name	Rodericks Dental Limited
Contract type name	GDS Contract
Purpose of contract	General
Contract start date	01/04/2017
Contract end date	

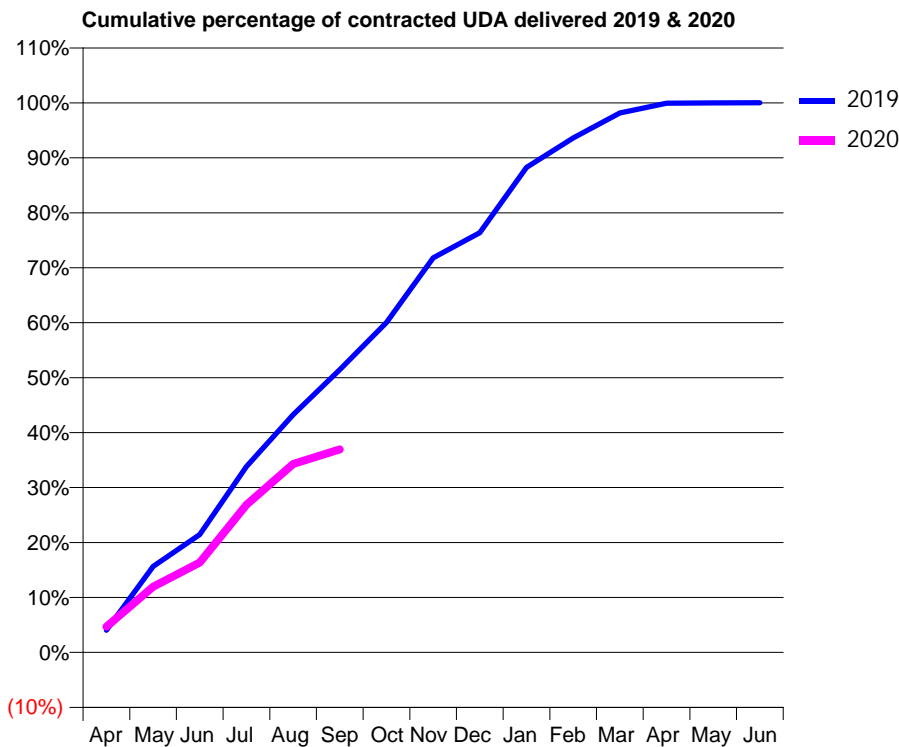
19/20 Contracted general activity (UDA)	16,500
Carry forward general activity (UDA)	0
19/20 Contracted orthodontic activity (UOA)	0
Carry forward orthodontic activity (UOA)	0
Baseline contract value	£448,696.55

ACCESS*

Patients seen in 24 months	Total	Change since previous quarter
Quarter ending September 2018	4,499	
Quarter ending December 2018	4,764	↑
Quarter ending March 2019	4,784	→
Quarter ending June 2019	4,642	↓
Quarter ending September 2019	4,591	↓
Variance since September 2018	2.0%	↑



ACTIVITY



Month	Adjusted Scheduled Activity (UDA)	
	2019	2020
April	667	773
May	2,583	1,970
June	3,537	2,700
July	5,578	4,434
August	7,137	5,660
September	8,486	6,097
October	9,905	
November	11,846	
December	12,604	
January	14,559	
February	15,444	
March	16,193	
April	16,490	
May	16,499	
June	16,503	

QUALITY

	Quantity	Base Number	Contract	AT	Region	England
% of FP17s for the same patient ID Re-attending within 3 months - Children	91	1,032	8.8%	10.0%	11.3%	11.5%
% of FP17s for the same patient ID Re-attending within 3 months - Adults	282	1,888	14.9%	13.5%	14.7%	15.4%
% of FP17s for the same patient ID Re-attending between 3 & 9 months - Children	666	1,032	64.5%	63.2%	60.8%	59.7%
% of FP17s for the same patient ID Re-attending between 3 & 9 months - Adults	1,145	1,888	60.6%	56.9%	52.8%	51.7%
% of FP17s for Band 1 Urgent Courses	155	2,755	5.6%	6.8%	8.2%	9.2%
% of FP17s Relating to Free Repair or Replacements	25	2,755	0.9%	0.7%	0.7%	0.7%
% of FP17s Relating to Continuations	11	2,755	0.4%	1.0%	0.8%	0.8%
% of Patients satisfied with the dentistry they have received	2	2	N/A	91.9%	93.2%	93.5%
% of Patients satisfied with the time they had to wait for an appointment	1	2	N/A	86.7%	88.5%	87.4%

* This is based on patients treated on this contract for their most recent course of treatment. Figures in italics indicate the base number of FP17s or Patient Questionnaire responses are less than 100. N/A is shown where the base number of responses is less than 10 during the period. % is calculated as Quantity/Base number*100

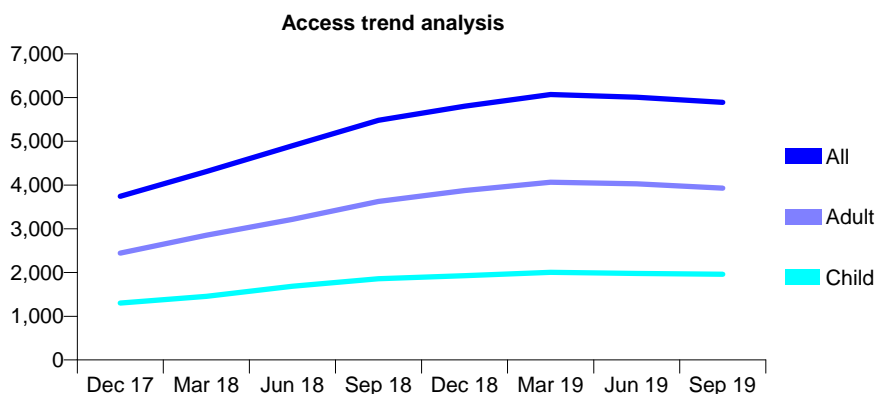
Q55 - Vital Signs At a Glance Contract Report for 100377/0000 - September 2019

Name or company name	Rodericks Dental Limited
Contract type name	GDS Contract
Purpose of contract	General
Contract start date	01/04/2017
Contract end date	

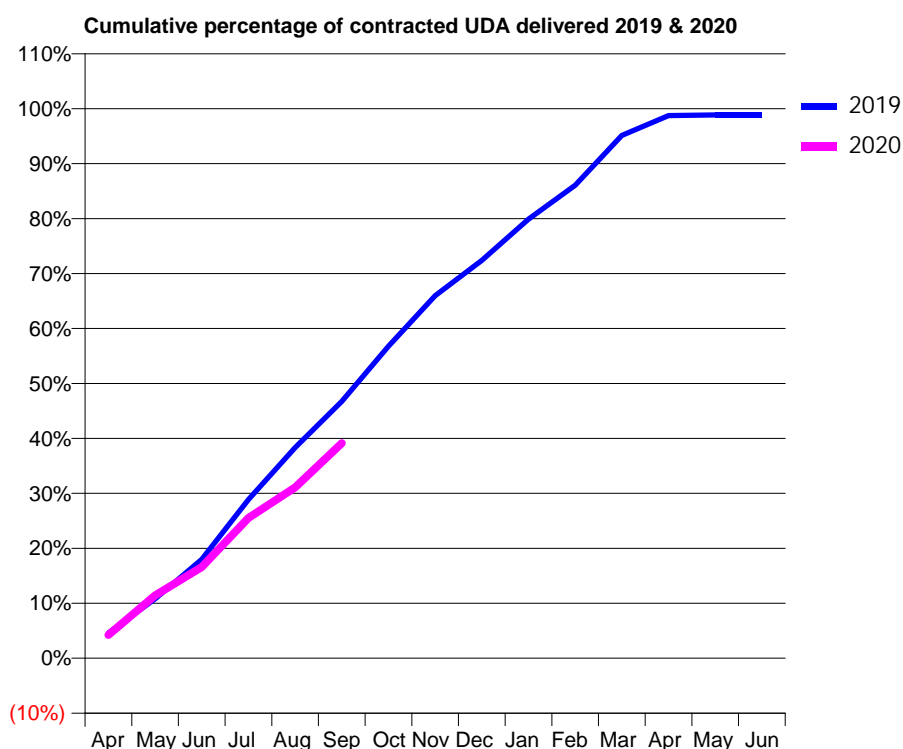
19/20 Contracted general activity (UDA)	20,500
Carry forward general activity (UDA)	0
19/20 Contracted orthodontic activity (UOA)	0
Carry forward orthodontic activity (UOA)	0
Baseline contract value	£544,712.78

ACCESS*

Patients seen in 24 months	Total	Change since previous quarter
Quarter ending September 2018	5,480	
Quarter ending December 2018	5,802	↑
Quarter ending March 2019	6,070	↑
Quarter ending June 2019	6,006	↓
Quarter ending September 2019	5,890	↓
Variance since September 2018	7.5%	↑



ACTIVITY



Month	2019	2020
April	944	869
May	2,223	2,344
June	3,688	3,399
July	5,919	5,238
August	7,855	6,377
September	9,581	8,022
October	11,639	
November	13,523	
December	14,839	
January	16,382	
February	17,643	
March	19,499	
April	20,239	
May	20,265	
June	20,266	

QUALITY

	Quantity	Base Number	Contract	AT	Region	England
% of FP17s for the same patient ID Re-attending within 3 months - Children	78	1,243	6.3%	10.0%	11.3%	11.5%
% of FP17s for the same patient ID Re-attending within 3 months - Adults	301	2,371	12.7%	13.5%	14.7%	15.4%
% of FP17s for the same patient ID Re-attending between 3 & 9 months - Children	721	1,243	58.0%	63.2%	60.8%	59.7%
% of FP17s for the same patient ID Re-attending between 3 & 9 months - Adults	1,353	2,371	57.1%	56.9%	52.8%	51.7%
% of FP17s for Band 1 Urgent Courses	208	3,355	6.2%	6.8%	8.2%	9.2%
% of FP17s Relating to Free Repair or Replacements	38	3,355	1.1%	0.7%	0.7%	0.7%
% of FP17s Relating to Continuations	23	3,355	0.7%	1.0%	0.8%	0.8%
% of Patients satisfied with the dentistry they have received	0	0	N/A	91.9%	93.2%	93.5%
% of Patients satisfied with the time they had to wait for an appointment	0	0	N/A	86.7%	88.5%	87.4%

* This is based on patients treated on this contract for their most recent course of treatment.

Figures in italics indicate the base number of FP17s or Patient Questionnaire responses are less than 100. N/A is shown where the base number of responses is less than 10 during the period. % is calculated as Quantity/Base number*100

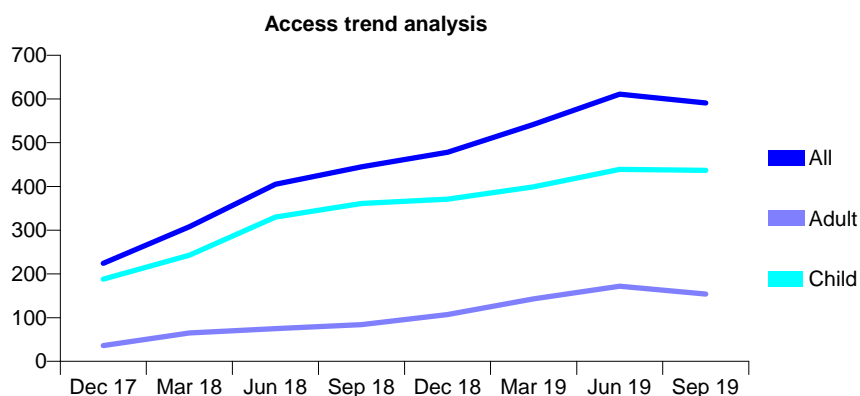
Q55 - Vital Signs At a Glance Contract Report for 100467/0000 - September 2019

Name or company name	Derby Raynesway Partnership
Contract type name	GDS Contract
Purpose of contract	General and Orthodontic
Contract start date	01/07/2017
Contract end date	

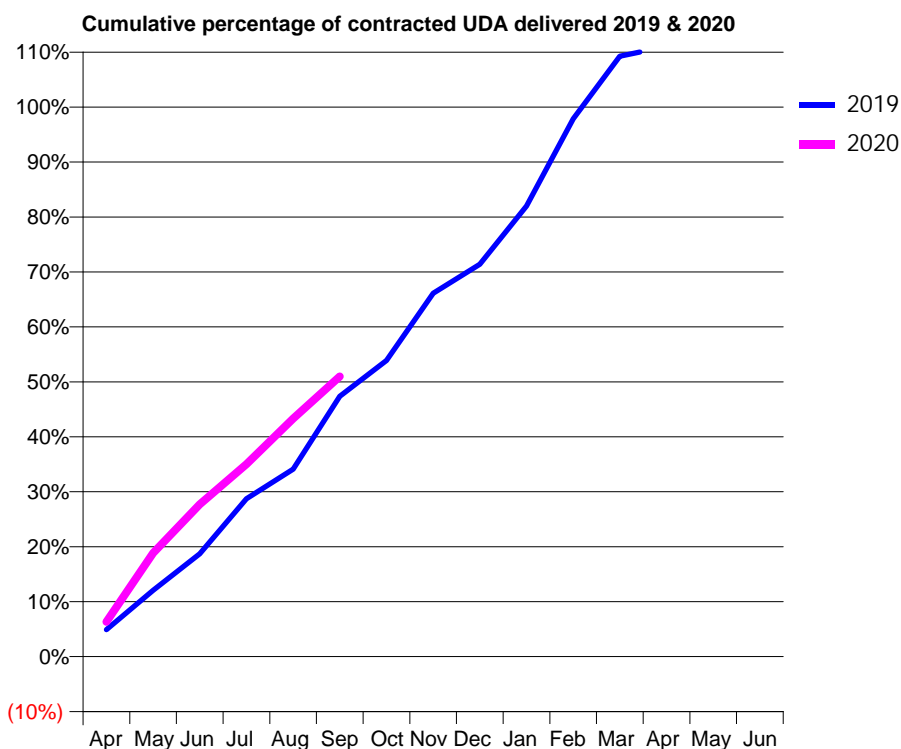
19/20 Contracted general activity (UDA)	631
Carry forward general activity (UDA)	0
19/20 Contracted orthodontic activity (UOA)	7,388
Carry forward orthodontic activity (UOA)	0
Baseline contract value	£503,093.69

ACCESS*

Patients seen in 24 months	Total	Change since previous quarter
Quarter ending September 2018	445	
Quarter ending December 2018	478	↑
Quarter ending March 2019	542	↑
Quarter ending June 2019	611	↑
Quarter ending September 2019	591	↓
Variance since September 2018	32.8%	↑



ACTIVITY



Month	Adjusted Scheduled Activity (UDA)	
	2019	2020
April	31	40
May	76	119
June	118	175
July	181	221
August	215	273
September	299	322
October	340	
November	417	
December	450	
January	517	
February	617	
March	689	
April	700	
May	700	
June	700	

QUALITY

	Quantity	Base Number	Contract	AT	Region	England
% of FP17s for the same patient ID Re-attending within 3 months - Children	22	986	2.2%	10.0%	11.3%	11.5%
% of FP17s for the same patient ID Re-attending within 3 months - Adults	2	79	2.5%	13.5%	14.7%	15.4%
% of FP17s for the same patient ID Re-attending between 3 & 9 months - Children	89	986	9.0%	63.2%	60.8%	59.7%
% of FP17s for the same patient ID Re-attending between 3 & 9 months - Adults	35	79	44.3%	56.9%	52.8%	51.7%
% of FP17s for Band 1 Urgent Courses	3	176	1.7%	6.8%	8.2%	9.2%
% of FP17s Relating to Free Repair or Replacements	0	176	0.0%	0.7%	0.7%	0.7%
% of FP17s Relating to Continuations	0	176	0.0%	1.0%	0.8%	0.8%
% of Patients satisfied with the dentistry they have received	0	0	N/A	91.9%	93.2%	93.5%
% of Patients satisfied with the time they had to wait for an appointment	0	0	N/A	86.7%	88.5%	87.4%

* This is based on patients treated on this contract for their most recent course of treatment. Figures in italics indicate the base number of FP17s or Patient Questionnaire responses are less than 100. N/A is shown where the base number of responses is less than 10 during the period. % is calculated as Quantity/Base number*100

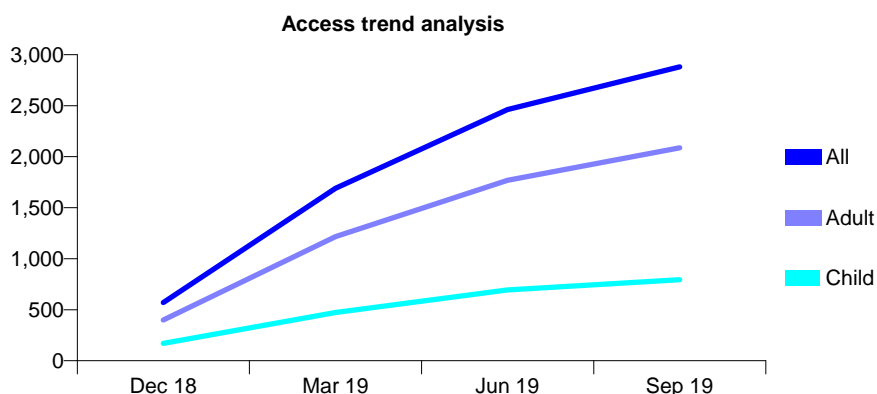
Q55 - Vital Signs At a Glance Contract Report for 100896/0000 - September 2019

Name or company name	Rainworth Dental Practice Partnership
Contract type name	GDS Contract
Purpose of contract	General
Contract start date	12/09/2018
Contract end date	

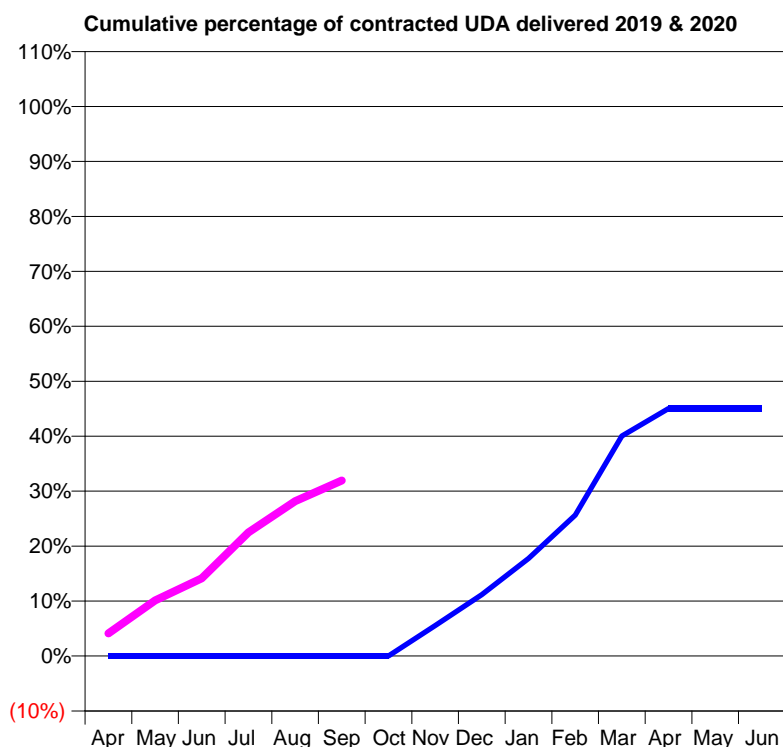
19/20 Contracted general activity (UDA)	15,000
Carry forward general activity (UDA)	0
19/20 Contracted orthodontic activity (UOA)	0
Carry forward orthodontic activity (UOA)	0
Baseline contract value	£358,893.37

ACCESS*

Patients seen in 24 months	Total	Change since previous quarter
Quarter ending September 2018	0	
Quarter ending December 2018	570	↑
Quarter ending March 2019	1,689	↑
Quarter ending June 2019	2,462	↑
Quarter ending September 2019	2,881	↑
Variance since September 2018	N/A	



ACTIVITY



Month	Adjusted Scheduled Activity (UDA)	
	2019	2020
April	0	621
May	0	1,521
June	0	2,122
July	0	3,376
August	0	4,226
September	0	4,788
October	0	
November	459	
December	926	
January	1,472	
February	2,127	
March	3,320	
April	3,735	
May	3,734	
June	3,734	

QUALITY

	Quantity	Base Number	Contract	AT	Region	England
% of FP17s for the same patient ID Re-attending within 3 months - Children	53	665	8.0%	10.0%	11.3%	11.5%
% of FP17s for the same patient ID Re-attending within 3 months - Adults	188	1,735	10.8%	13.5%	14.7%	15.4%
% of FP17s for the same patient ID Re-attending between 3 & 9 months - Children	219	665	32.9%	63.2%	60.8%	59.7%
% of FP17s for the same patient ID Re-attending between 3 & 9 months - Adults	527	1,735	30.4%	56.9%	52.8%	51.7%
% of FP17s for Band 1 Urgent Courses	155	2,237	6.9%	6.8%	8.2%	9.2%
% of FP17s Relating to Free Repair or Replacements	20	2,237	0.9%	0.7%	0.7%	0.7%
% of FP17s Relating to Continuations	37	2,237	1.7%	1.0%	0.8%	0.8%
% of Patients satisfied with the dentistry they have received	0	0	N/A	91.9%	93.2%	93.5%
% of Patients satisfied with the time they had to wait for an appointment	0	0	N/A	86.7%	88.5%	87.4%

* This is based on patients treated on this contract for their most recent course of treatment. Figures in italics indicate the base number of FP17s or Patient Questionnaire responses are less than 100. N/A is shown where the base number of responses is less than 10 during the period. % is calculated as Quantity/Base number*100

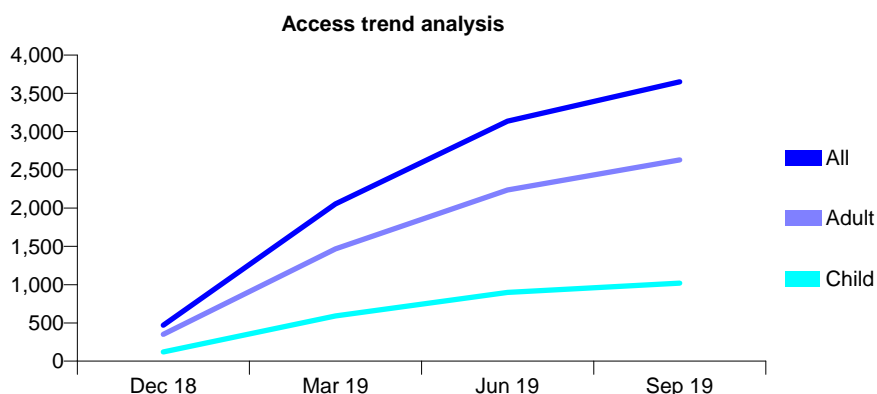
Q55 - Vital Signs At a Glance Contract Report for 100917/0000 - September 2019

Name or company name	Arnold Dental Care Partnership
Contract type name	GDS Contract
Purpose of contract	General
Contract start date	01/11/2018
Contract end date	

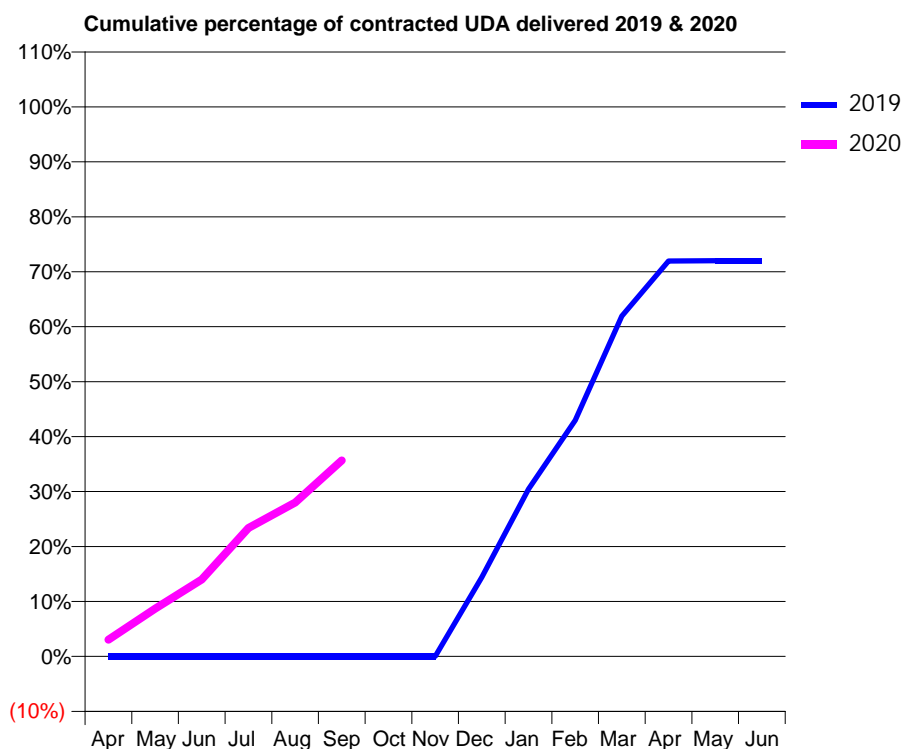
19/20 Contracted general activity (UDA)	14,814
Carry forward general activity (UDA)	0
19/20 Contracted orthodontic activity (UOA)	0
Carry forward orthodontic activity (UOA)	0
Baseline contract value	£422,515.48

ACCESS*

Patients seen in 24 months	Total	Change since previous quarter
Quarter ending September 2018	0	
Quarter ending December 2018	470	↑
Quarter ending March 2019	2,056	↑
Quarter ending June 2019	3,136	↑
Quarter ending September 2019	3,650	↑
Variance since September 2018	N/A	



ACTIVITY



Adjusted Scheduled Activity (UDA)		
Month	2019	2020
April	0	451
May	0	1,288
June	0	2,074
July	0	3,464
August	0	4,146
September	0	5,282
October	0	
November	0	
December	890	
January	1,880	
February	2,652	
March	3,822	
April	4,441	
May	4,445	
June	4,445	

QUALITY

	Quantity	Base Number	Contract	AT	Region	England
% of FP17s for the same patient ID Re-attending within 3 months - Children	70	995	7.0%	10.0%	11.3%	11.5%
% of FP17s for the same patient ID Re-attending within 3 months - Adults	320	2,492	12.8%	13.5%	14.7%	15.4%
% of FP17s for the same patient ID Re-attending between 3 & 9 months - Children	388	995	39.0%	63.2%	60.8%	59.7%
% of FP17s for the same patient ID Re-attending between 3 & 9 months - Adults	858	2,492	34.4%	56.9%	52.8%	51.7%
% of FP17s for Band 1 Urgent Courses	283	3,177	8.9%	6.8%	8.2%	9.2%
% of FP17s Relating to Free Repair or Replacements	12	3,177	0.4%	0.7%	0.7%	0.7%
% of FP17s Relating to Continuations	30	3,177	0.9%	1.0%	0.8%	0.8%
% of Patients satisfied with the dentistry they have received	0	0	N/A	91.9%	93.2%	93.5%
% of Patients satisfied with the time they had to wait for an appointment	0	0	N/A	86.7%	88.5%	87.4%

* This is based on patients treated on this contract for their most recent course of treatment. Figures in italics indicate the base number of FP17s or Patient Questionnaire responses are less than 100. N/A is shown where the base number of responses is less than 10 during the period. % is calculated as Quantity/Base number*100

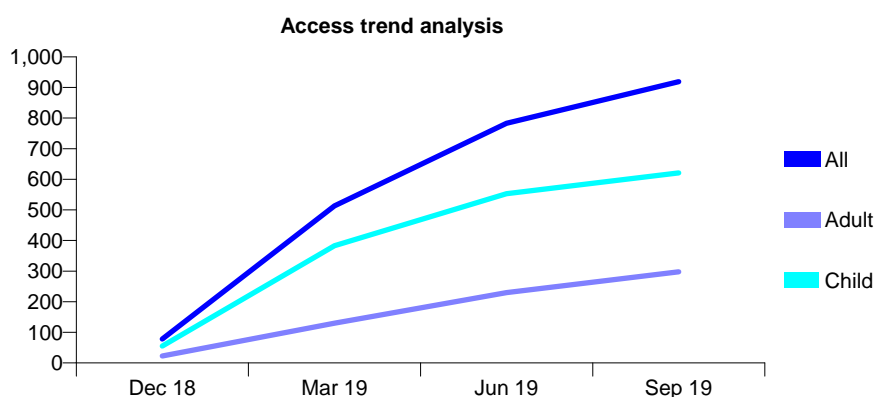
Q55 - Vital Signs At a Glance Contract Report for 100943/0000 - September 2019

Name or company name	Kirkgate Dental Surgery (Newark) Limited
Contract type name	GDS Contract
Purpose of contract	General and Orthodontic
Contract start date	01/12/2018
Contract end date	

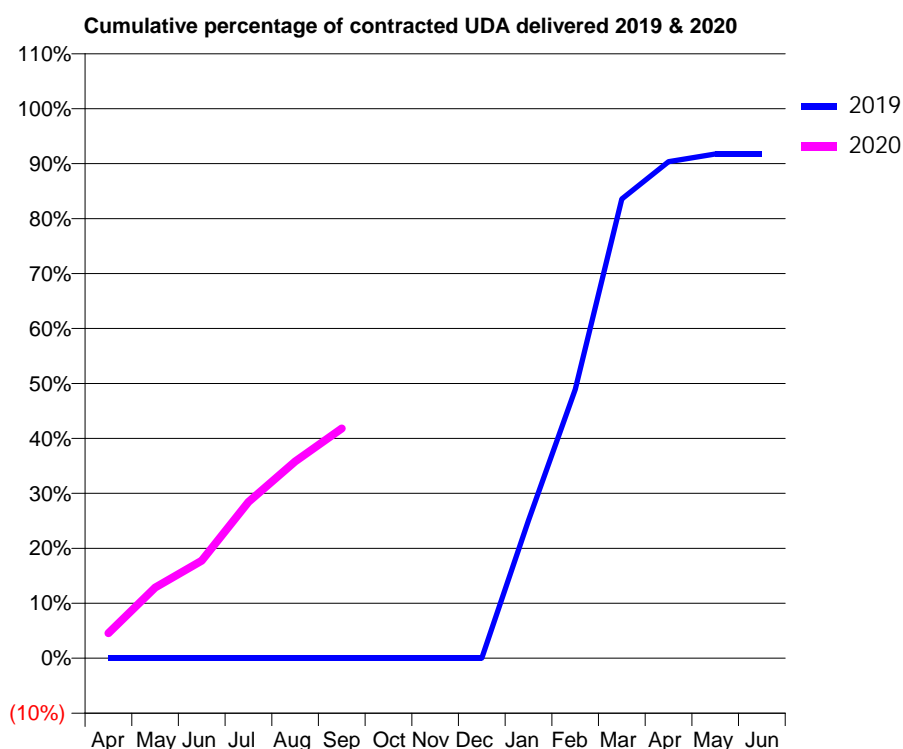
19/20 Contracted general activity (UDA)	3,700
Carry forward general activity (UDA)	0
19/20 Contracted orthodontic activity (UOA)	500
Carry forward orthodontic activity (UOA)	0
Baseline contract value	£136,628.30

ACCESS*

Patients seen in 24 months	Total	Change since previous quarter
Quarter ending September 2018	0	
Quarter ending December 2018	78	↑
Quarter ending March 2019	513	↑
Quarter ending June 2019	783	↑
Quarter ending September 2019	919	↑
Variance since September 2018	N/A	



ACTIVITY



Month	2019	2020
April	0	169
May	0	476
June	0	656
July	0	1,052
August	0	1,324
September	0	1,547
October	0	
November	0	
December	0	
January	309	
February	603	
March	1,030	
April	1,114	
May	1,131	
June	1,131	

QUALITY

	Quantity	Base Number	Contract	AT	Region	England
% of FP17s for the same patient ID Re-attending within 3 months - Children	73	757	9.6%	10.0%	11.3%	11.5%
% of FP17s for the same patient ID Re-attending within 3 months - Adults	29	261	11.1%	13.5%	14.7%	15.4%
% of FP17s for the same patient ID Re-attending between 3 & 9 months - Children	282	757	37.3%	63.2%	60.8%	59.7%
% of FP17s for the same patient ID Re-attending between 3 & 9 months - Adults	65	261	24.9%	56.9%	52.8%	51.7%
% of FP17s for Band 1 Urgent Courses	20	812	2.5%	6.8%	8.2%	9.2%
% of FP17s Relating to Free Repair or Replacements	0	812	0.0%	0.7%	0.7%	0.7%
% of FP17s Relating to Continuations	10	812	1.2%	1.0%	0.8%	0.8%
% of Patients satisfied with the dentistry they have received	0	0	N/A	91.9%	93.2%	93.5%
% of Patients satisfied with the time they had to wait for an appointment	0	0	N/A	86.7%	88.5%	87.4%

* This is based on patients treated on this contract for their most recent course of treatment.

Figures in italics indicate the base number of FP17s or Patient Questionnaire responses are less than 100. N/A is shown where the base number of responses is less than 10 during the period. % is calculated as Quantity/Base number*100

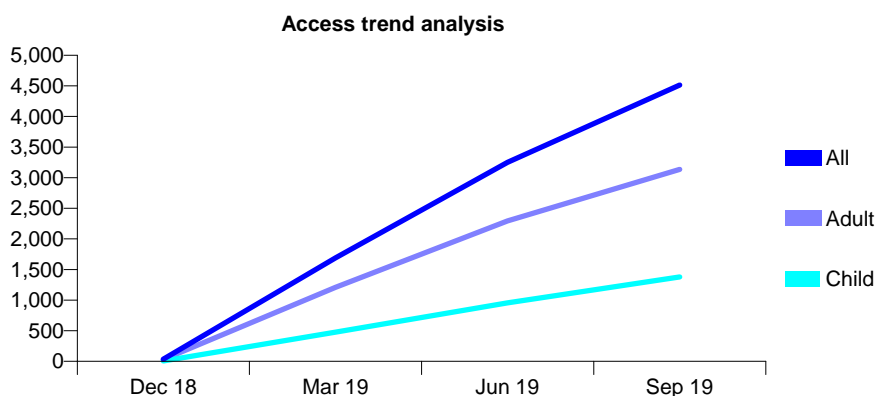
Q55 - Vital Signs At a Glance Contract Report for 100958/0000 - September 2019

Name or company name	Lowmoor Road Dental Practice Partnership
Contract type name	GDS Contract
Purpose of contract	General
Contract start date	15/12/2018
Contract end date	

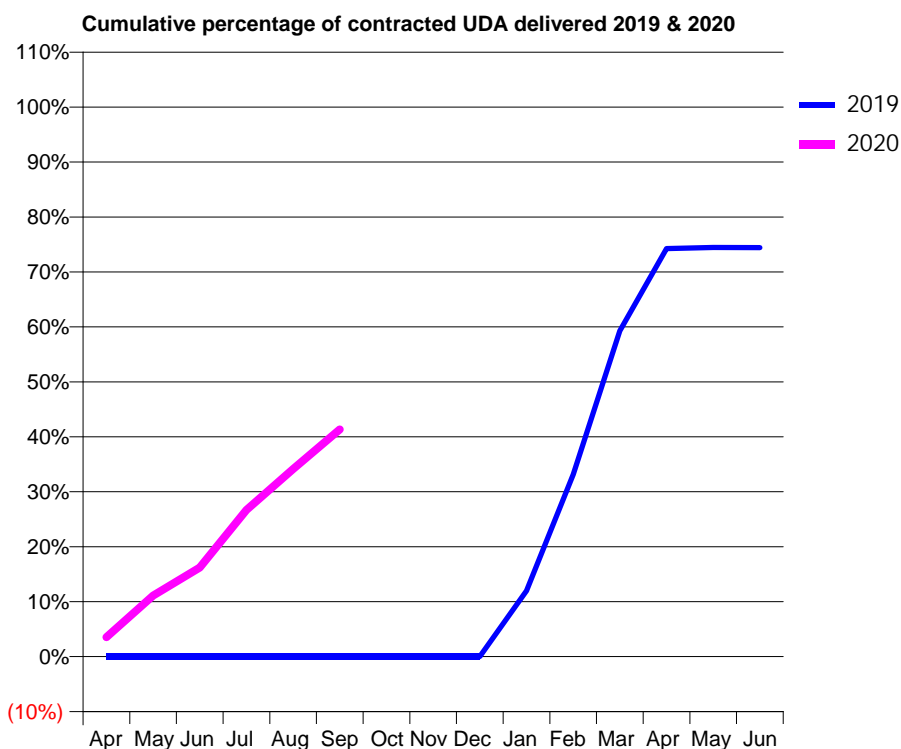
19/20 Contracted general activity (UDA)	28,992
Carry forward general activity (UDA)	0
19/20 Contracted orthodontic activity (UOA)	0
Carry forward orthodontic activity (UOA)	0
Baseline contract value	£588,546.10

ACCESS*

Patients seen in 24 months	Total	Change since previous quarter
Quarter ending September 2018	0	
Quarter ending December 2018	35	↑
Quarter ending March 2019	1,690	↑
Quarter ending June 2019	3,251	↑
Quarter ending September 2019	4,514	↑
Variance since September 2018	N/A	



ACTIVITY



Month	Adjusted Scheduled Activity (UDA)	
	2019	2020
April	0	1,023
May	0	3,219
June	0	4,694
July	0	7,742
August	0	9,903
September	0	11,984
October	0	
November	0	
December	0	
January	1,027	
February	2,844	
March	5,081	
April	6,365	
May	6,381	
June	6,380	

QUALITY

	Quantity	Base Number	Contract	AT	Region	England
% of FP17s for the same patient ID Re-attending within 3 months - Children	65	1,329	4.9%	10.0%	11.3%	11.5%
% of FP17s for the same patient ID Re-attending within 3 months - Adults	238	2,877	8.3%	13.5%	14.7%	15.4%
% of FP17s for the same patient ID Re-attending between 3 & 9 months - Children	239	1,329	18.0%	63.2%	60.8%	59.7%
% of FP17s for the same patient ID Re-attending between 3 & 9 months - Adults	488	2,877	17.0%	56.9%	52.8%	51.7%
% of FP17s for Band 1 Urgent Courses	123	3,875	3.2%	6.8%	8.2%	9.2%
% of FP17s Relating to Free Repair or Replacements	24	3,875	0.6%	0.7%	0.7%	0.7%
% of FP17s Relating to Continuations	27	3,875	0.7%	1.0%	0.8%	0.8%
% of Patients satisfied with the dentistry they have received	1	1	N/A	91.9%	93.2%	93.5%
% of Patients satisfied with the time they had to wait for an appointment	1	1	N/A	86.7%	88.5%	87.4%

* This is based on patients treated on this contract for their most recent course of treatment. Figures in italics indicate the base number of FP17s or Patient Questionnaire responses are less than 100. N/A is shown where the base number of responses is less than 10 during the period. % is calculated as Quantity/Base number*100

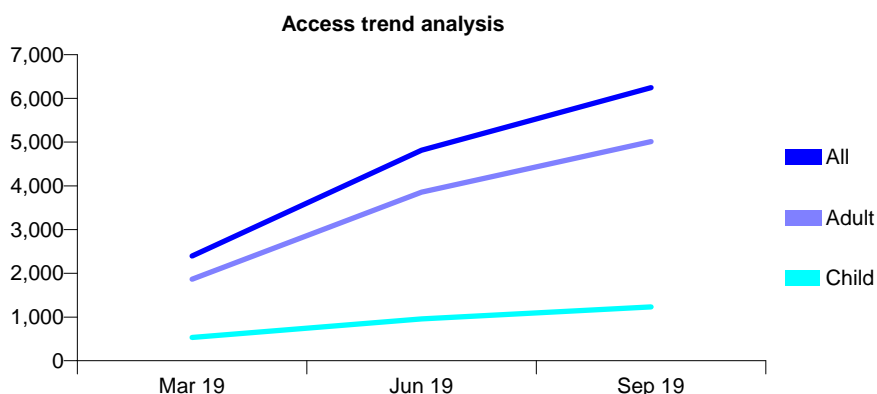
Q55 - Vital Signs At a Glance Contract Report for 100962/0000 - September 2019

Name or company name	Bath Lane Dental Practice Partnership
Contract type name	GDS Contract
Purpose of contract	General
Contract start date	19/12/2018
Contract end date	

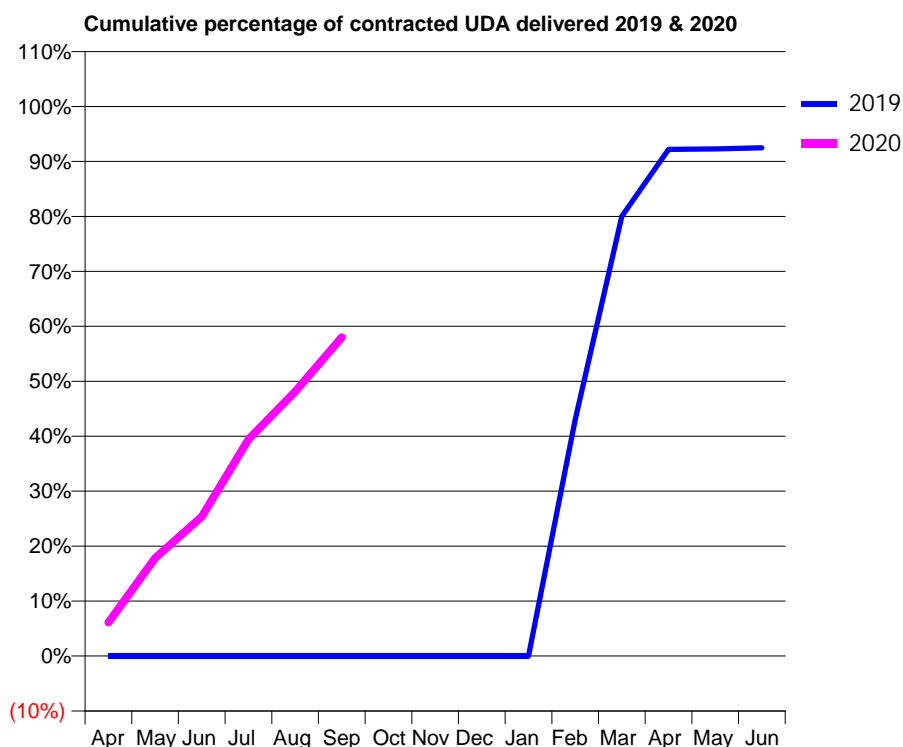
19/20 Contracted general activity (UDA)	27,225
Carry forward general activity (UDA)	0
19/20 Contracted orthodontic activity (UOA)	0
Carry forward orthodontic activity (UOA)	0
Baseline contract value	£744,304.15

ACCESS*

Patients seen in 24 months	Total	Change since previous quarter
Quarter ending September 2018	0	
Quarter ending December 2018	0	
Quarter ending March 2019	2,396	
Quarter ending June 2019	4,814	↑
Quarter ending September 2019	6,244	↑
Variance since September 2018	N/A	



ACTIVITY



Month	Adjusted Scheduled Activity (UDA)	
	2019	2020
April	0	1,659
May	0	4,862
June	0	6,902
July	0	10,733
August	0	13,107
September	0	15,792
October	0	
November	0	
December	0	
January	0	
February	3,340	
March	6,208	
April	7,151	
May	7,159	
June	7,173	

QUALITY

	Quantity	Base Number	Contract	AT	Region	England
% of FP17s for the same patient ID Re-attending within 3 months - Children	40	1,135	3.5%	10.0%	11.3%	11.5%
% of FP17s for the same patient ID Re-attending within 3 months - Adults	300	4,798	6.3%	13.5%	14.7%	15.4%
% of FP17s for the same patient ID Re-attending between 3 & 9 months - Children	284	1,135	25.0%	63.2%	60.8%	59.7%
% of FP17s for the same patient ID Re-attending between 3 & 9 months - Adults	1,105	4,798	23.0%	56.9%	52.8%	51.7%
% of FP17s for Band 1 Urgent Courses	171	5,541	3.1%	6.8%	8.2%	9.2%
% of FP17s Relating to Free Repair or Replacements	14	5,541	0.3%	0.7%	0.7%	0.7%
% of FP17s Relating to Continuations	54	5,541	1.0%	1.0%	0.8%	0.8%
% of Patients satisfied with the dentistry they have received	1	2	N/A	91.9%	93.2%	93.5%
% of Patients satisfied with the time they had to wait for an appointment	1	2	N/A	86.7%	88.5%	87.4%

* This is based on patients treated on this contract for their most recent course of treatment. Figures in italics indicate the base number of FP17s or Patient Questionnaire responses are less than 100. N/A is shown where the base number of responses is less than 10 during the period. % is calculated as Quantity/Base number*100


Q55 - Vital Signs At a Glance Contract Report for 101234/0000 - September 2019

Name or company name	J.D.S.P. Dental Limited
Contract type name	GDS Contract
Purpose of contract	General
Contract start date	01/08/2019
Contract end date	

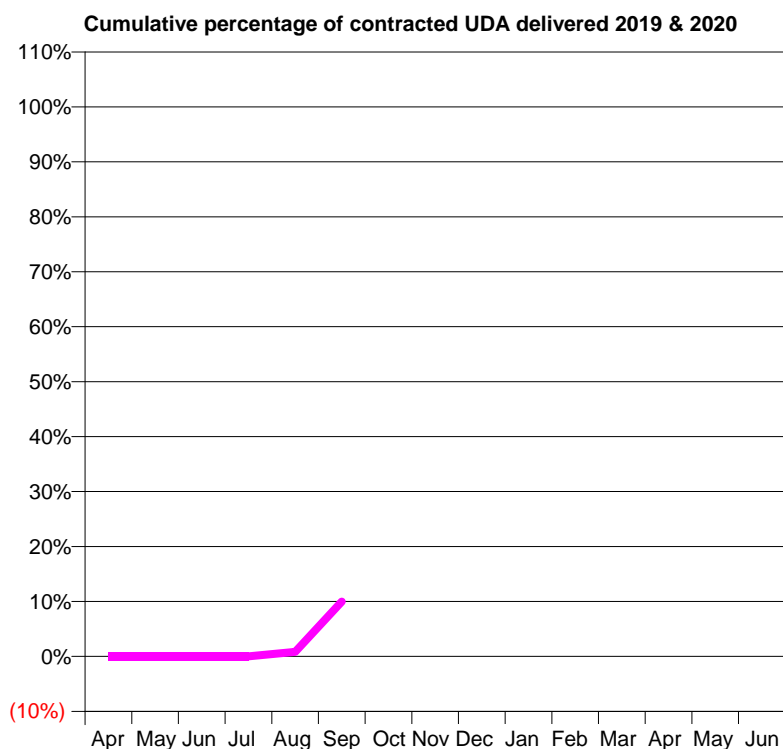
19/20 Contracted general activity (UDA)	9,704
Carry forward general activity (UDA)	0
19/20 Contracted orthodontic activity (UOA)	0
Carry forward orthodontic activity (UOA)	0
Baseline contract value	£237,178.89

ACCESS*

Patients seen in 24 months	Total	Change since previous quarter
Quarter ending September 2018	0	
Quarter ending December 2018	0	
Quarter ending March 2019	0	
Quarter ending June 2019	0	
Quarter ending September 2019	1,010	↑
Variance since September 2018	N/A	



ACTIVITY



Month	Adjusted Scheduled Activity (UDA)	
	2019	2020
April	0	0
May	0	0
June	0	0
July	0	0
August	0	81
September	0	968
October	0	
November	0	
December	0	
January	0	
February	0	
March	0	
April	0	
May	0	
June	0	

QUALITY

	Quantity	Base Number	Contract	AT	Region	England
% of FP17s for the same patient ID Re-attending within 3 months - Children	1	229	0.4%	10.0%	11.3%	11.5%
% of FP17s for the same patient ID Re-attending within 3 months - Adults	12	558	2.2%	13.5%	14.7%	15.4%
% of FP17s for the same patient ID Re-attending between 3 & 9 months - Children	0	229	0.0%	63.2%	60.8%	59.7%
% of FP17s for the same patient ID Re-attending between 3 & 9 months - Adults	0	558	0.0%	56.9%	52.8%	51.7%
% of FP17s for Band 1 Urgent Courses	27	733	3.7%	6.8%	8.2%	9.2%
% of FP17s Relating to Free Repair or Replacements	8	733	1.1%	0.7%	0.7%	0.7%
% of FP17s Relating to Continuations	12	733	1.6%	1.0%	0.8%	0.8%
% of Patients satisfied with the dentistry they have received	0	0	N/A	91.9%	93.2%	93.5%
% of Patients satisfied with the time they had to wait for an appointment	0	0	N/A	86.7%	88.5%	87.4%

* This is based on patients treated on this contract for their most recent course of treatment. Figures in italics indicate the base number of FP17s or Patient Questionnaire responses are less than 100. N/A is shown where the base number of responses is less than 10 during the period. % is calculated as Quantity/Base number*100

Q55 - Vital Signs At a Glance Contract Report for 101246/0000 - September 2019


Name or company name	Etwall Dental Practice Ltd
Contract type name	GDS Contract
Purpose of contract	General
Contract start date	01/09/2019
Contract end date	

19/20 Contracted general activity (UDA)	1,665
Carry forward general activity (UDA)	0
19/20 Contracted orthodontic activity (UOA)	0
Carry forward orthodontic activity (UOA)	0
Baseline contract value	£41,625.00

ACCESS*

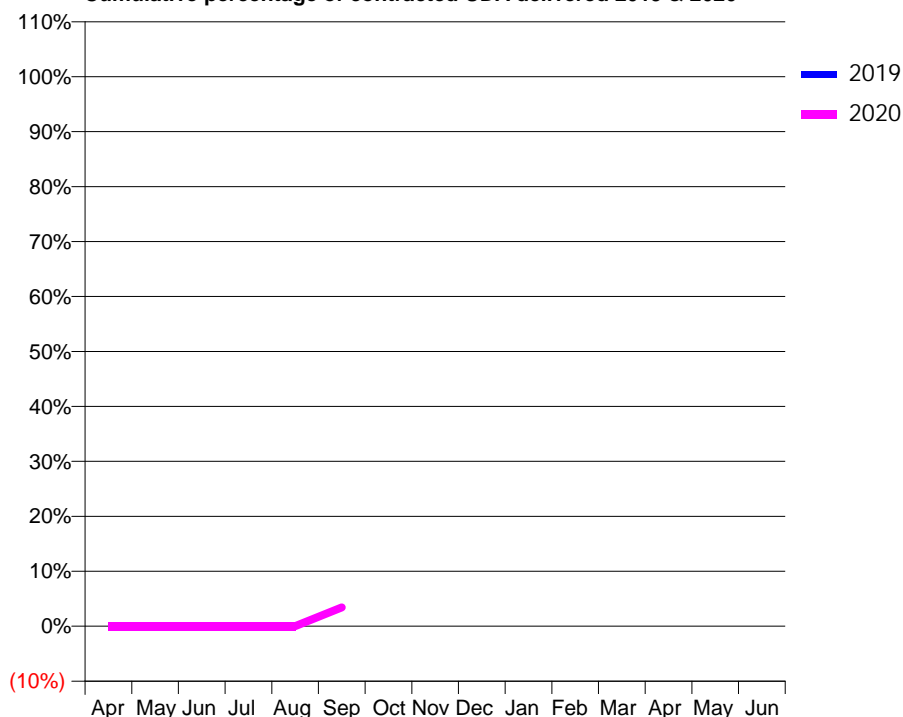
Patients seen in 24 months	Total	Change since previous quarter
Quarter ending September 2018	0	
Quarter ending December 2018	0	
Quarter ending March 2019	0	
Quarter ending June 2019	0	
Quarter ending September 2019	40	↑
Variance since September 2018	N/A	

Access trend analysis



ACTIVITY

Cumulative percentage of contracted UDA delivered 2019 & 2020



Adjusted Scheduled Activity (UDA)

Month	2019	2020
April	0	0
May	0	0
June	0	0
July	0	0
August	0	0
September	0	57
October	0	
November	0	
December	0	
January	0	
February	0	
March	0	
April	0	
May	0	
June	0	

QUALITY

	Quantity	Base Number	Contract	AT	Region	England
% of FP17s for the same patient ID Re-attending within 3 months - Children	0	16	0.0%	10.0%	11.3%	11.5%
% of FP17s for the same patient ID Re-attending within 3 months - Adults	0	8	0.0%	13.5%	14.7%	15.4%
% of FP17s for the same patient ID Re-attending between 3 & 9 months - Children	0	16	0.0%	63.2%	60.8%	59.7%
% of FP17s for the same patient ID Re-attending between 3 & 9 months - Adults	0	8	0.0%	56.9%	52.8%	51.7%
% of FP17s for Band 1 Urgent Courses	1	24	4.2%	6.8%	8.2%	9.2%
% of FP17s Relating to Free Repair or Replacements	2	24	8.3%	0.7%	0.7%	0.7%
% of FP17s Relating to Continuations	0	24	0.0%	1.0%	0.8%	0.8%
% of Patients satisfied with the dentistry they have received	0	0	N/A	91.9%	93.2%	93.5%
% of Patients satisfied with the time they had to wait for an appointment	0	0	N/A	86.7%	88.5%	87.4%

* This is based on patients treated on this contract for their most recent course of treatment.

Figures in italics indicate the base number of FP17s or Patient Questionnaire responses are less than 100. N/A is shown where the base number of responses is less than 10 during the period. % is calculated as Quantity/Base number*100


Q55 - Vital Signs At a Glance Contract Report for 101247/0000 - September 2019

Name or company name	Staveley Dental Care
Contract type name	GDS Contract
Purpose of contract	General
Contract start date	01/09/2019
Contract end date	

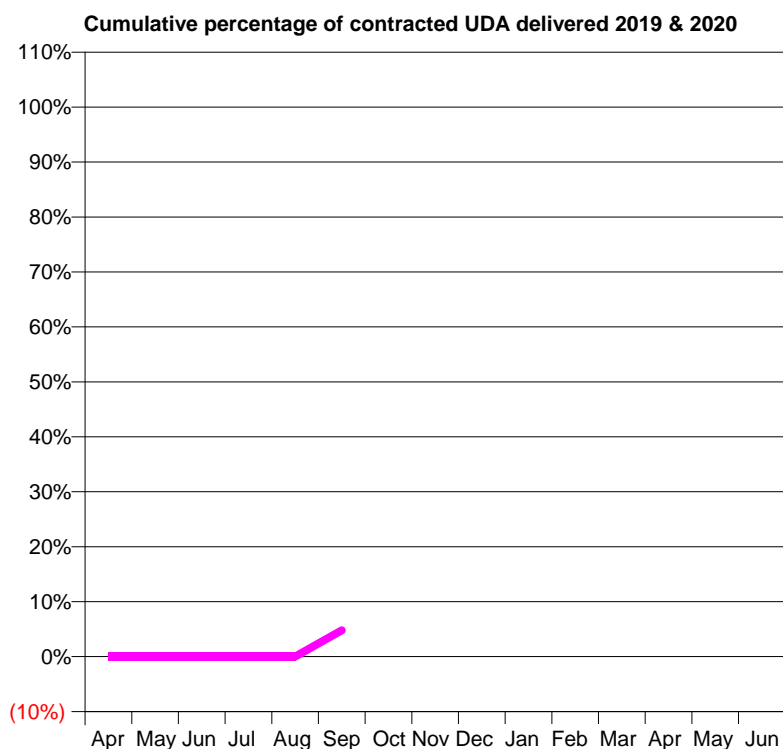
19/20 Contracted general activity (UDA)	5,500
Carry forward general activity (UDA)	0
19/20 Contracted orthodontic activity (UOA)	0
Carry forward orthodontic activity (UOA)	0
Baseline contract value	£137,500.00

ACCESS*

Patients seen in 24 months	Total	Change since previous quarter
Quarter ending September 2018	0	
Quarter ending December 2018	0	
Quarter ending March 2019	0	
Quarter ending June 2019	0	
Quarter ending September 2019	254	↑
Variance since September 2018	N/A	



ACTIVITY



Month	Adjusted Scheduled Activity (UDA)	
	2019	2020
April	0	0
May	0	0
June	0	0
July	0	0
August	0	0
September	0	264
October	0	0
November	0	0
December	0	0
January	0	0
February	0	0
March	0	0
April	0	0
May	0	0
June	0	0

QUALITY

	Quantity	Base Number	Contract	AT	Region	England
% of FP17s for the same patient ID Re-attending within 3 months - Children	0	37	0.0%	10.0%	11.3%	11.5%
% of FP17s for the same patient ID Re-attending within 3 months - Adults	0	107	0.0%	13.5%	14.7%	15.4%
% of FP17s for the same patient ID Re-attending between 3 & 9 months - Children	0	37	0.0%	63.2%	60.8%	59.7%
% of FP17s for the same patient ID Re-attending between 3 & 9 months - Adults	0	107	0.0%	56.9%	52.8%	51.7%
% of FP17s for Band 1 Urgent Courses	5	144	3.5%	6.8%	8.2%	9.2%
% of FP17s Relating to Free Repair or Replacements	0	144	0.0%	0.7%	0.7%	0.7%
% of FP17s Relating to Continuations	0	144	0.0%	1.0%	0.8%	0.8%
% of Patients satisfied with the dentistry they have received	0	0	N/A	91.9%	93.2%	93.5%
% of Patients satisfied with the time they had to wait for an appointment	0	0	N/A	86.7%	88.5%	87.4%

* This is based on patients treated on this contract for their most recent course of treatment. Figures in italics indicate the base number of FP17s or Patient Questionnaire responses are less than 100. N/A is shown where the base number of responses is less than 10 during the period. % is calculated as Quantity/Base number*100

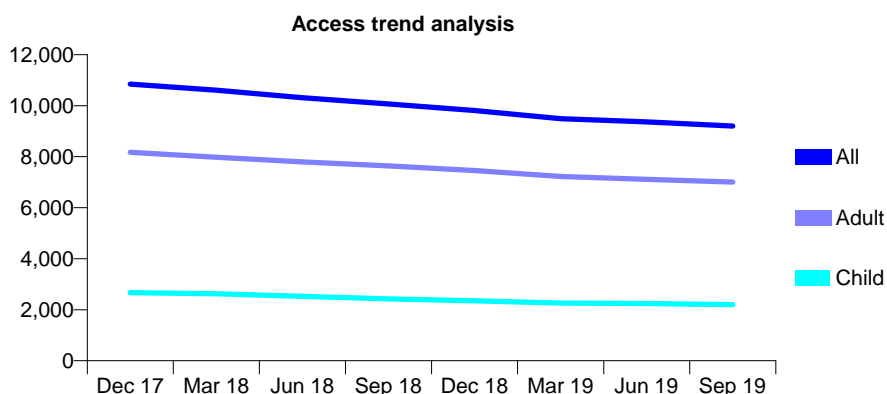
Q55 - Vital Signs At a Glance Contract Report for 101281/0023 - September 2019

Name or company name	OASIS DENTAL CARE LTD
Contract type name	GDS Contract
Purpose of contract	General
Contract start date	01/04/2006
Contract end date	

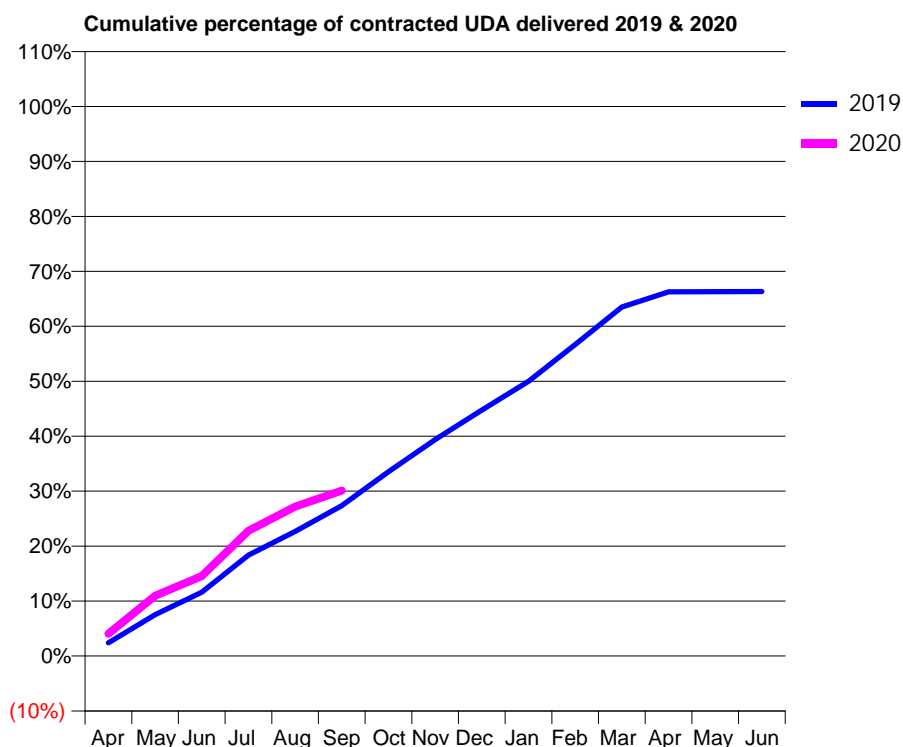
19/20 Contracted general activity (UDA)	35,550
Carry forward general activity (UDA)	0
19/20 Contracted orthodontic activity (UOA)	0
Carry forward orthodontic activity (UOA)	0
Baseline contract value	£784,582.43

ACCESS*

Patients seen in 24 months	Total	Change since previous quarter
Quarter ending September 2018	10,068	
Quarter ending December 2018	9,811	↓
Quarter ending March 2019	9,486	↓
Quarter ending June 2019	9,362	↓
Quarter ending September 2019	9,201	↓
Variance since September 2018	(8.6%)	↓



ACTIVITY



Month	Adjusted Scheduled Activity (UDA)	
	2019	2020
April	855	1,445
May	2,679	3,903
June	4,127	5,173
July	6,527	8,104
August	8,062	9,664
September	9,728	10,703
October	11,924	
November	14,007	
December	15,911	
January	17,769	
February	20,155	
March	22,568	
April	23,555	
May	23,567	
June	23,582	

QUALITY

	Quantity	Base Number	Contract	AT	Region	England
% of FP17s for the same patient ID Re-attending within 3 months - Children	121	1,678	7.2%	10.0%	11.3%	11.5%
% of FP17s for the same patient ID Re-attending within 3 months - Adults	714	5,154	13.9%	13.5%	14.7%	15.4%
% of FP17s for the same patient ID Re-attending between 3 & 9 months - Children	1,090	1,678	65.0%	63.2%	60.8%	59.7%
% of FP17s for the same patient ID Re-attending between 3 & 9 months - Adults	3,278	5,154	63.6%	56.9%	52.8%	51.7%
% of FP17s for Band 1 Urgent Courses	405	6,329	6.4%	6.8%	8.2%	9.2%
% of FP17s Relating to Free Repair or Replacements	105	6,329	1.7%	0.7%	0.7%	0.7%
% of FP17s Relating to Continuations	33	6,329	0.5%	1.0%	0.8%	0.8%
% of Patients satisfied with the dentistry they have received	3	4	N/A	91.9%	93.2%	93.5%
% of Patients satisfied with the time they had to wait for an appointment	2	4	N/A	86.7%	88.5%	87.4%

* This is based on patients treated on this contract for their most recent course of treatment. Figures in italics indicate the base number of FP17s or Patient Questionnaire responses are less than 100. N/A is shown where the base number of responses is less than 10 during the period. % is calculated as Quantity/Base number*100

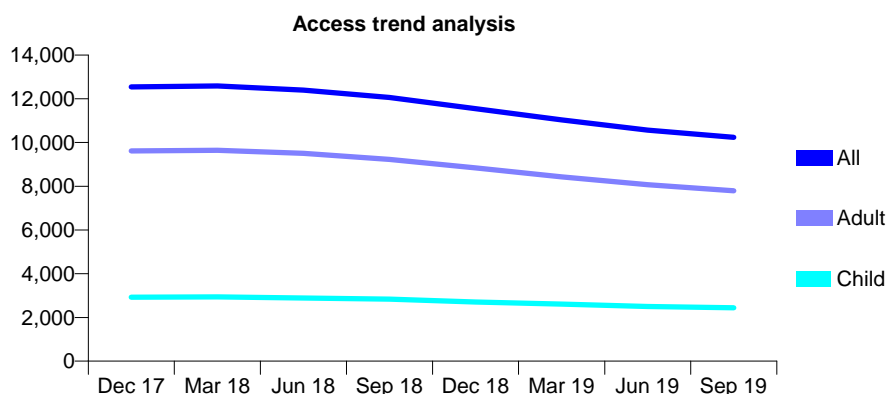
Q55 - Vital Signs At a Glance Contract Report for 101281/0041 - September 2019

Name or company name	OASIS DENTAL CARE LTD
Contract type name	GDS Contract
Purpose of contract	General
Contract start date	01/04/2006
Contract end date	

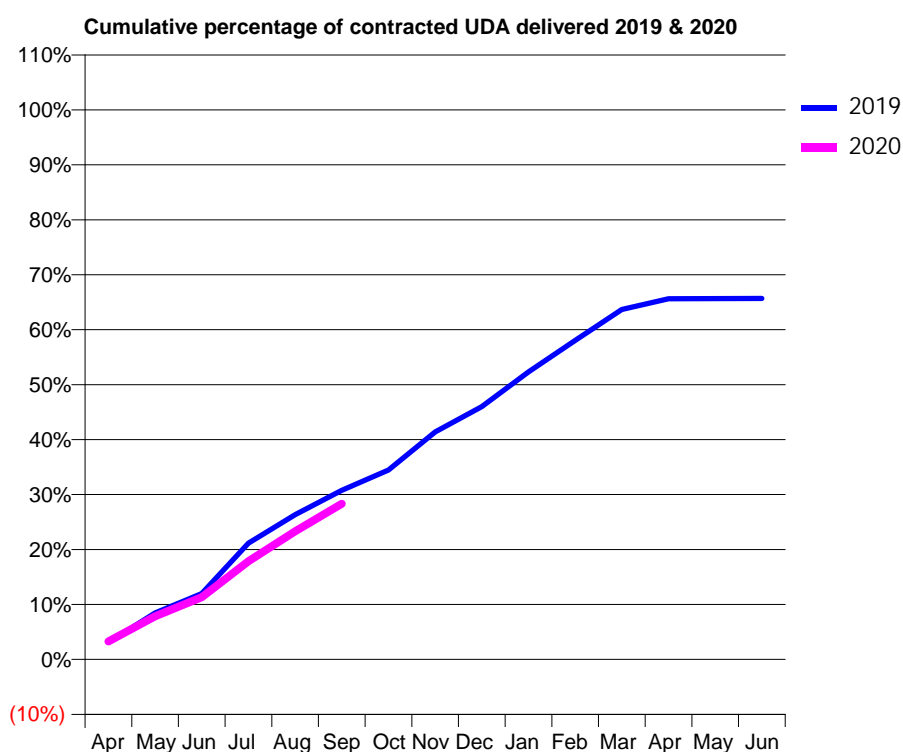
19/20 Contracted general activity (UDA)	42,036
Carry forward general activity (UDA)	0
19/20 Contracted orthodontic activity (UOA)	0
Carry forward orthodontic activity (UOA)	0
Baseline contract value	£942,165.43

ACCESS*

Patients seen in 24 months	Total	Change since previous quarter
Quarter ending September 2018	12,060	
Quarter ending December 2018	11,543	↓
Quarter ending March 2019	11,038	↓
Quarter ending June 2019	10,569	↓
Quarter ending September 2019	10,237	↓
Variance since September 2018	(15.1%)	↓



ACTIVITY



Month	2019	2020
April	1,314	1,380
May	3,558	3,297
June	5,035	4,756
July	8,896	7,514
August	11,077	9,803
September	12,940	11,905
October	14,494	
November	17,409	
December	19,334	
January	22,003	
February	24,409	
March	26,773	
April	27,592	
May	27,599	
June	27,604	

QUALITY

	Quantity	Base Number	Contract	AT	Region	England
% of FP17s for the same patient ID Re-attending within 3 months - Children	99	1,686	5.9%	10.0%	11.3%	11.5%
% of FP17s for the same patient ID Re-attending within 3 months - Adults	660	5,098	12.9%	13.5%	14.7%	15.4%
% of FP17s for the same patient ID Re-attending between 3 & 9 months - Children	1,097	1,686	65.1%	63.2%	60.8%	59.7%
% of FP17s for the same patient ID Re-attending between 3 & 9 months - Adults	3,082	5,098	60.5%	56.9%	52.8%	51.7%
% of FP17s for Band 1 Urgent Courses	411	6,357	6.5%	6.8%	8.2%	9.2%
% of FP17s Relating to Free Repair or Replacements	76	6,357	1.2%	0.7%	0.7%	0.7%
% of FP17s Relating to Continuations	98	6,357	1.5%	1.0%	0.8%	0.8%
% of Patients satisfied with the dentistry they have received	2	2	N/A	91.9%	93.2%	93.5%
% of Patients satisfied with the time they had to wait for an appointment	2	2	N/A	86.7%	88.5%	87.4%

* This is based on patients treated on this contract for their most recent course of treatment. Figures in italics indicate the base number of FP17s or Patient Questionnaire responses are less than 100. N/A is shown where the base number of responses is less than 10 during the period. % is calculated as Quantity/Base number*100

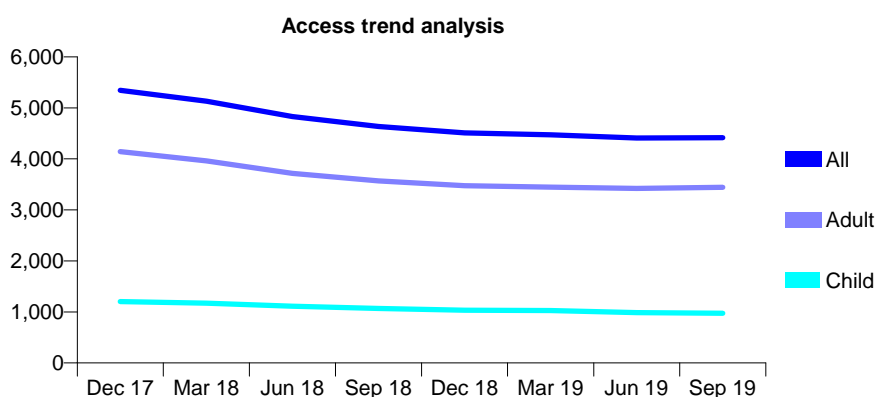
Q55 - Vital Signs At a Glance Contract Report for 101281/0048 - September 2019

Name or company name	OASIS DENTAL CARE LTD
Contract type name	Pilot Contract
Purpose of contract	General and Orthodontic
Contract start date	01/04/2006
Contract end date	

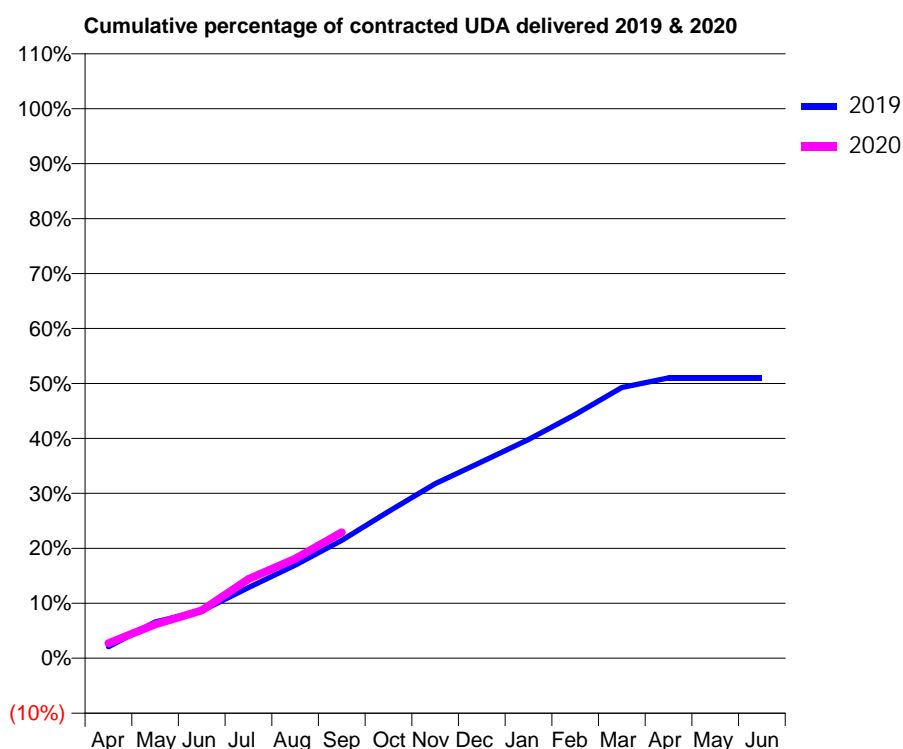
19/20 Contracted general activity (UDA)	19,361
Carry forward general activity (UDA)	0
19/20 Contracted orthodontic activity (UOA)	628
Carry forward orthodontic activity (UOA)	0
Baseline contract value	£521,440.23

ACCESS*

Patients seen in 24 months	Total	Change since previous quarter
Quarter ending September 2018	4,634	
Quarter ending December 2018	4,511	↓
Quarter ending March 2019	4,472	→
Quarter ending June 2019	4,408	↓
Quarter ending September 2019	4,418	→
Variance since September 2018	(4.7%)	↓



ACTIVITY



Month	2019	2020
April	406	528
May	1,275	1,198
June	1,663	1,684
July	2,493	2,790
August	3,280	3,502
September	4,149	4,439
October	5,164	
November	6,148	
December	6,922	
January	7,704	
February	8,584	
March	9,534	
April	9,876	
May	9,876	
June	9,876	

QUALITY

	Quantity	Base Number	Contract	AT	Region	England
% of FP17s for the same patient ID Re-attending within 3 months - Children	23	600	3.8%	10.0%	11.3%	11.5%
% of FP17s for the same patient ID Re-attending within 3 months - Adults	119	1,901	6.3%	13.5%	14.7%	15.4%
% of FP17s for the same patient ID Re-attending between 3 & 9 months - Children	363	600	60.5%	63.2%	60.8%	59.7%
% of FP17s for the same patient ID Re-attending between 3 & 9 months - Adults	928	1,901	48.8%	56.9%	52.8%	51.7%
% of FP17s for Band 1 Urgent Courses	30	2,319	1.3%	6.8%	8.2%	9.2%
% of FP17s Relating to Free Repair or Replacements	7	2,319	0.3%	0.7%	0.7%	0.7%
% of FP17s Relating to Continuations	23	2,319	1.0%	1.0%	0.8%	0.8%
% of Patients satisfied with the dentistry they have received	2	2	N/A	91.9%	93.2%	93.5%
% of Patients satisfied with the time they had to wait for an appointment	1	2	N/A	86.7%	88.5%	87.4%

* This is based on patients treated on this contract for their most recent course of treatment. Figures in italics indicate the base number of FP17s or Patient Questionnaire responses are less than 100. N/A is shown where the base number of responses is less than 10 during the period. % is calculated as Quantity/Base number*100

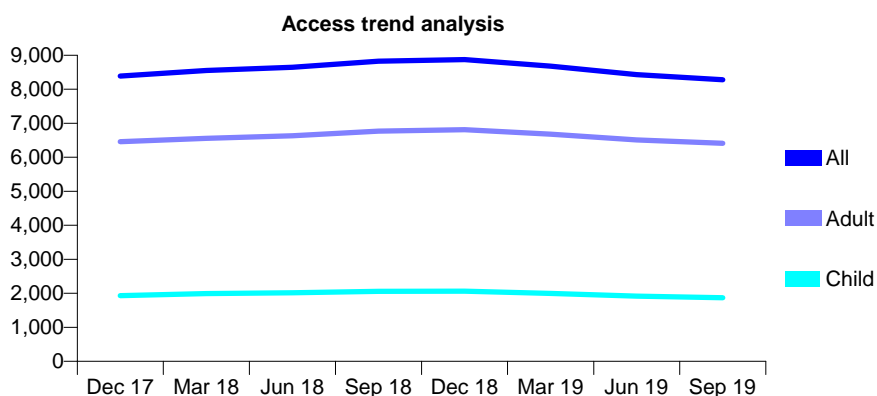
Q55 - Vital Signs At a Glance Contract Report for 101281/0059 - September 2019

Name or company name	OASIS DENTAL CARE LTD
Contract type name	GDS Contract
Purpose of contract	General
Contract start date	01/04/2006
Contract end date	

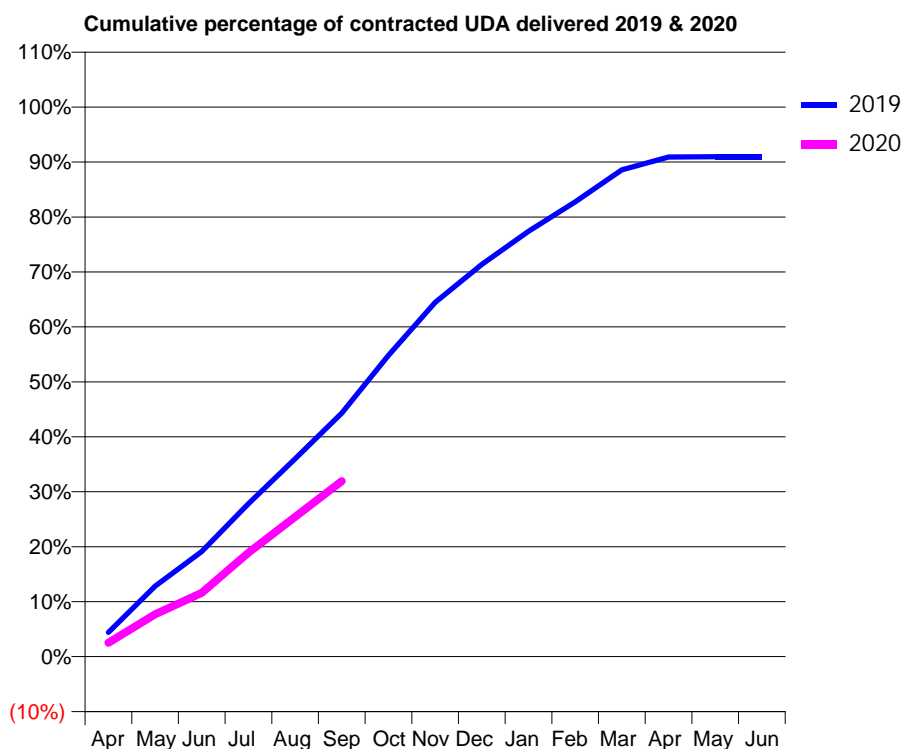
19/20 Contracted general activity (UDA)	26,245
Carry forward general activity (UDA)	0
19/20 Contracted orthodontic activity (UOA)	0
Carry forward orthodontic activity (UOA)	0
Baseline contract value	£623,310.50

ACCESS*

Patients seen in 24 months	Total	Change since previous quarter
Quarter ending September 2018	8,827	
Quarter ending December 2018	8,872	→
Quarter ending March 2019	8,681	↓
Quarter ending June 2019	8,430	↓
Quarter ending September 2019	8,280	↓
Variance since September 2018	(6.2%)	↓



ACTIVITY



Month	Adjusted Scheduled Activity (UDA)	
	2019	2020
April	1,162	662
May	3,363	2,021
June	5,022	3,045
July	7,299	4,966
August	9,447	6,680
September	11,631	8,379
October	14,389	
November	16,920	
December	18,726	
January	20,313	
February	21,715	
March	23,248	
April	23,860	
May	23,872	
June	23,872	

QUALITY

	Quantity	Base Number	Contract	AT	Region	England
% of FP17s for the same patient ID Re-attending within 3 months - Children	56	1,179	4.7%	10.0%	11.3%	11.5%
% of FP17s for the same patient ID Re-attending within 3 months - Adults	428	3,930	10.9%	13.5%	14.7%	15.4%
% of FP17s for the same patient ID Re-attending between 3 & 9 months - Children	681	1,179	57.8%	63.2%	60.8%	59.7%
% of FP17s for the same patient ID Re-attending between 3 & 9 months - Adults	2,361	3,930	60.1%	56.9%	52.8%	51.7%
% of FP17s for Band 1 Urgent Courses	359	4,798	7.5%	6.8%	8.2%	9.2%
% of FP17s Relating to Free Repair or Replacements	35	4,798	0.7%	0.7%	0.7%	0.7%
% of FP17s Relating to Continuations	56	4,798	1.2%	1.0%	0.8%	0.8%
% of Patients satisfied with the dentistry they have received	1	2	N/A	91.9%	93.2%	93.5%
% of Patients satisfied with the time they had to wait for an appointment	2	2	N/A	86.7%	88.5%	87.4%

* This is based on patients treated on this contract for their most recent course of treatment. Figures in italics indicate the base number of FP17s or Patient Questionnaire responses are less than 100. N/A is shown where the base number of responses is less than 10 during the period. % is calculated as Quantity/Base number*100

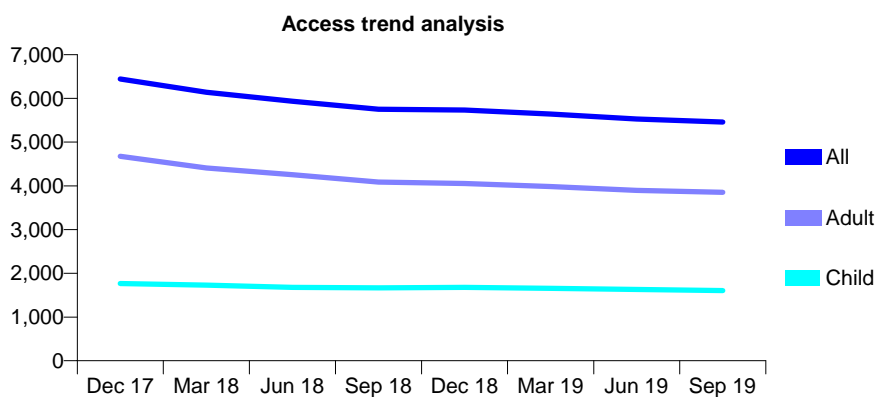
Q55 - Vital Signs At a Glance Contract Report for 101281/0092 - September 2019

Name or company name	OASIS DENTAL CARE LTD
Contract type name	GDS Contract
Purpose of contract	General
Contract start date	01/04/2006
Contract end date	

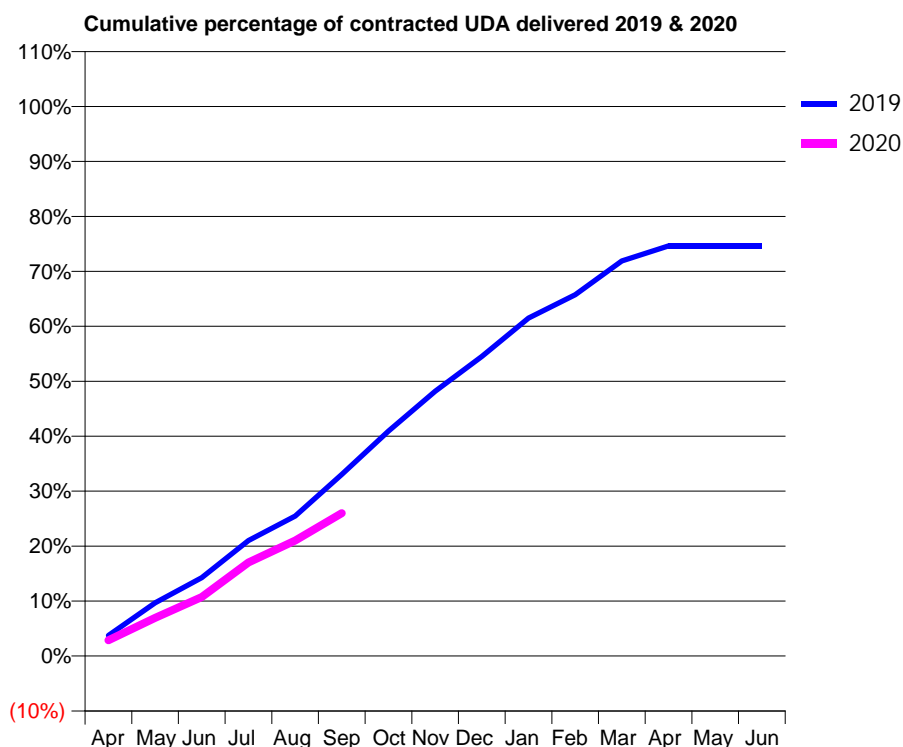
19/20 Contracted general activity (UDA)	18,929
Carry forward general activity (UDA)	0
19/20 Contracted orthodontic activity (UOA)	0
Carry forward orthodontic activity (UOA)	0
Baseline contract value	£419,178.26

ACCESS*

Patients seen in 24 months	Total	Change since previous quarter
Quarter ending September 2018	5,752	
Quarter ending December 2018	5,732	→
Quarter ending March 2019	5,640	↓
Quarter ending June 2019	5,527	↓
Quarter ending September 2019	5,458	↓
Variance since September 2018	(5.1%)	↓



ACTIVITY



Month	Adjusted Scheduled Activity (UDA)	
	2019	2020
April	709	546
May	1,833	1,315
June	2,697	2,031
July	3,974	3,223
August	4,819	3,981
September	6,252	4,920
October	7,745	
November	9,120	
December	10,314	
January	11,640	
February	12,445	
March	13,606	
April	14,128	
May	14,127	
June	14,128	

QUALITY

	Quantity	Base Number	Contract	AT	Region	England
% of FP17s for the same patient ID Re-attending within 3 months - Children	62	1,319	4.7%	10.0%	11.3%	11.5%
% of FP17s for the same patient ID Re-attending within 3 months - Adults	253	2,667	9.5%	13.5%	14.7%	15.4%
% of FP17s for the same patient ID Re-attending between 3 & 9 months - Children	902	1,319	68.4%	63.2%	60.8%	59.7%
% of FP17s for the same patient ID Re-attending between 3 & 9 months - Adults	1,685	2,667	63.2%	56.9%	52.8%	51.7%
% of FP17s for Band 1 Urgent Courses	119	2,863	4.2%	6.8%	8.2%	9.2%
% of FP17s Relating to Free Repair or Replacements	22	2,863	0.8%	0.7%	0.7%	0.7%
% of FP17s Relating to Continuations	23	2,863	0.8%	1.0%	0.8%	0.8%
% of Patients satisfied with the dentistry they have received	1	1	N/A	91.9%	93.2%	93.5%
% of Patients satisfied with the time they had to wait for an appointment	1	1	N/A	86.7%	88.5%	87.4%

* This is based on patients treated on this contract for their most recent course of treatment. Figures in italics indicate the base number of FP17s or Patient Questionnaire responses are less than 100. N/A is shown where the base number of responses is less than 10 during the period. % is calculated as Quantity/Base number*100

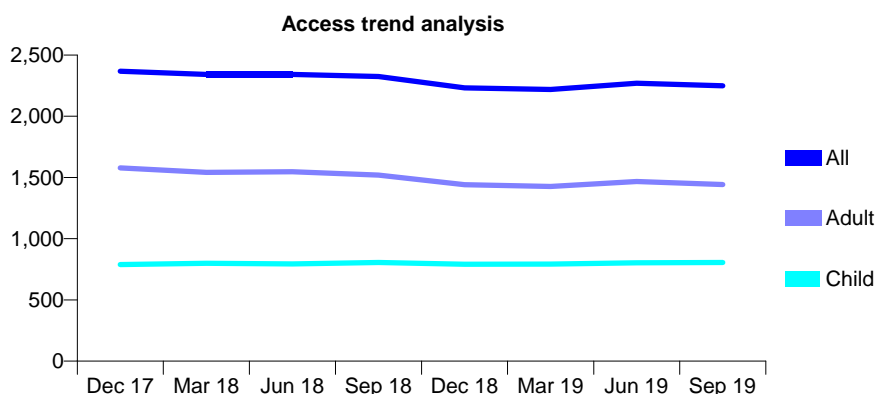
Q55 - Vital Signs At a Glance Contract Report for 101281/0118 - September 2019

Name or company name	OASIS DENTAL CARE LTD
Contract type name	GDS Contract
Purpose of contract	General
Contract start date	01/04/2006
Contract end date	

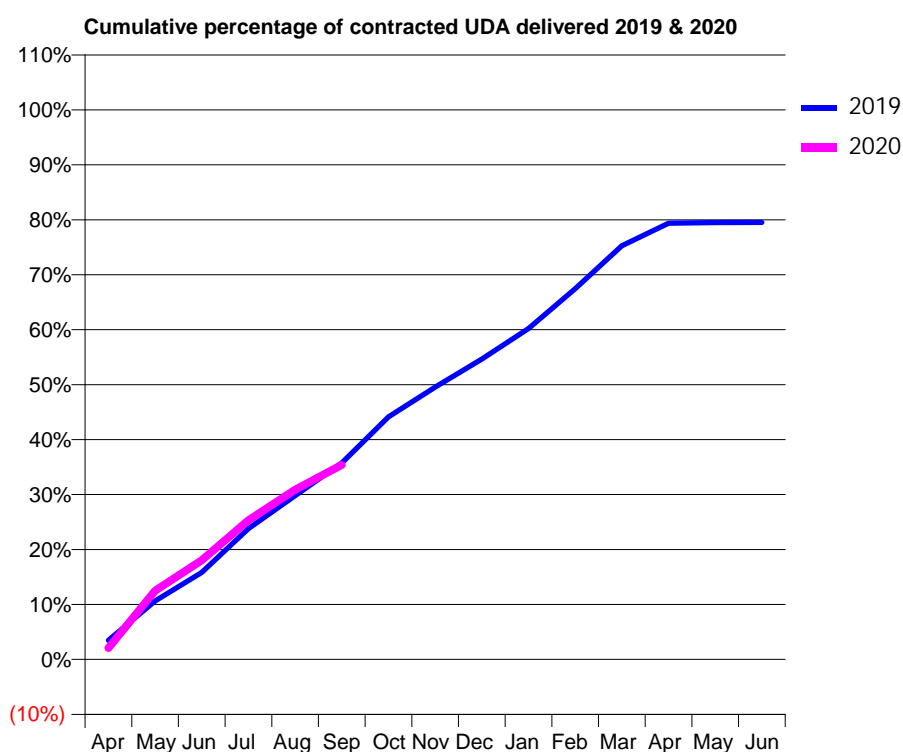
19/20 Contracted general activity (UDA)	5,159
Carry forward general activity (UDA)	0
19/20 Contracted orthodontic activity (UOA)	0
Carry forward orthodontic activity (UOA)	0
Baseline contract value	£157,381.97

ACCESS*

Patients seen in 24 months	Total	Change since previous quarter
Quarter ending September 2018	2,325	
Quarter ending December 2018	2,232	↓
Quarter ending March 2019	2,220	→
Quarter ending June 2019	2,270	↑
Quarter ending September 2019	2,249	→
Variance since September 2018	(3.3%)	↓



ACTIVITY



Month	Adjusted Scheduled Activity (UDA)	
	2019	2020
April	180	107
May	549	645
June	817	931
July	1,228	1,306
August	1,538	1,593
September	1,845	1,826
October	2,276	
November	2,555	
December	2,820	
January	3,107	
February	3,480	
March	3,883	
April	4,095	
May	4,101	
June	4,102	

QUALITY

	Quantity	Base Number	Contract	AT	Region	England
% of FP17s for the same patient ID Re-attending within 3 months - Children	32	596	5.4%	10.0%	11.3%	11.5%
% of FP17s for the same patient ID Re-attending within 3 months - Adults	141	964	14.6%	13.5%	14.7%	15.4%
% of FP17s for the same patient ID Re-attending between 3 & 9 months - Children	362	596	60.7%	63.2%	60.8%	59.7%
% of FP17s for the same patient ID Re-attending between 3 & 9 months - Adults	503	964	52.2%	56.9%	52.8%	51.7%
% of FP17s for Band 1 Urgent Courses	51	1,086	4.7%	6.8%	8.2%	9.2%
% of FP17s Relating to Free Repair or Replacements	3	1,086	0.3%	0.7%	0.7%	0.7%
% of FP17s Relating to Continuations	17	1,086	1.6%	1.0%	0.8%	0.8%
% of Patients satisfied with the dentistry they have received	1	1	N/A	91.9%	93.2%	93.5%
% of Patients satisfied with the time they had to wait for an appointment	1	1	N/A	86.7%	88.5%	87.4%

* This is based on patients treated on this contract for their most recent course of treatment. Figures in italics indicate the base number of FP17s or Patient Questionnaire responses are less than 100. N/A is shown where the base number of responses is less than 10 during the period. % is calculated as Quantity/Base number*100

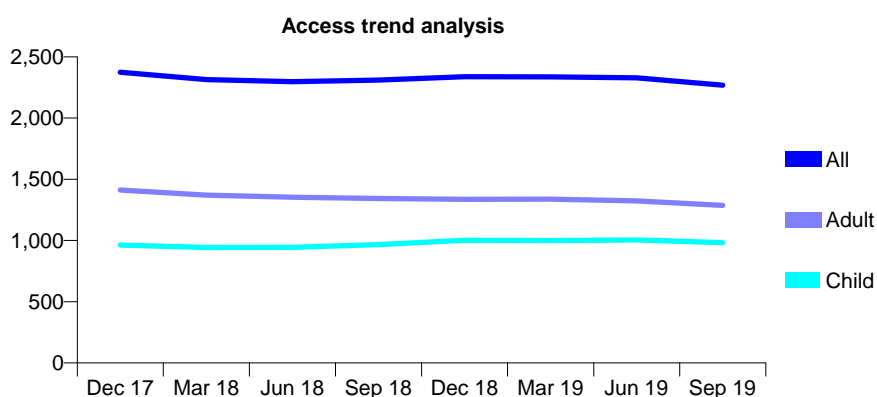
Q55 - Vital Signs At a Glance Contract Report for 101281/0129 - September 2019

Name or company name	OASIS DENTAL CARE LTD
Contract type name	GDS Contract
Purpose of contract	General
Contract start date	01/04/2006
Contract end date	

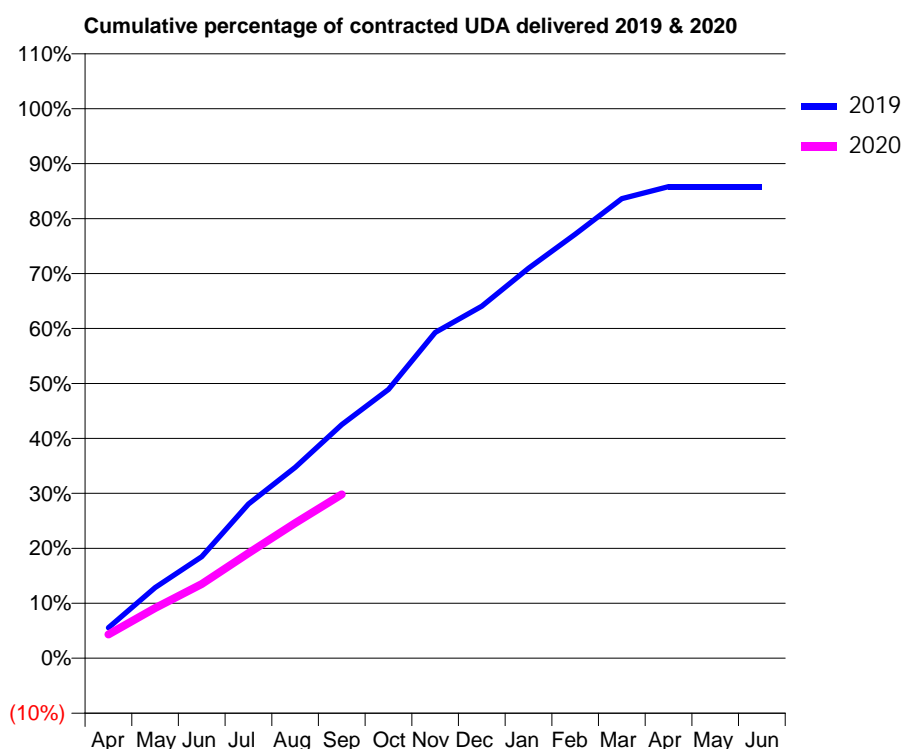
19/20 Contracted general activity (UDA)	7,956
Carry forward general activity (UDA)	0
19/20 Contracted orthodontic activity (UOA)	0
Carry forward orthodontic activity (UOA)	0
Baseline contract value	£179,261.84

ACCESS*

Patients seen in 24 months	Total	Change since previous quarter
Quarter ending September 2018	2,310	
Quarter ending December 2018	2,338	→
Quarter ending March 2019	2,337	→
Quarter ending June 2019	2,328	→
Quarter ending September 2019	2,269	↓
Variance since September 2018	(1.8%)	↓



ACTIVITY



Month	2019	2020
April	441	344
May	1,024	726
June	1,471	1,074
July	2,234	1,520
August	2,763	1,957
September	3,382	2,372
October	3,891	
November	4,715	
December	5,095	
January	5,644	
February	6,139	
March	6,653	
April	6,827	
May	6,827	
June	6,827	

QUALITY

	Quantity	Base Number	Contract	AT	Region	England
% of FP17s for the same patient ID Re-attending within 3 months - Children	92	710	13.0%	10.0%	11.3%	11.5%
% of FP17s for the same patient ID Re-attending within 3 months - Adults	137	766	17.9%	13.5%	14.7%	15.4%
% of FP17s for the same patient ID Re-attending between 3 & 9 months - Children	474	710	66.8%	63.2%	60.8%	59.7%
% of FP17s for the same patient ID Re-attending between 3 & 9 months - Adults	495	766	64.6%	56.9%	52.8%	51.7%
% of FP17s for Band 1 Urgent Courses	178	1,378	12.9%	6.8%	8.2%	9.2%
% of FP17s Relating to Free Repair or Replacements	13	1,378	0.9%	0.7%	0.7%	0.7%
% of FP17s Relating to Continuations	6	1,378	0.4%	1.0%	0.8%	0.8%
% of Patients satisfied with the dentistry they have received	1	1	N/A	91.9%	93.2%	93.5%
% of Patients satisfied with the time they had to wait for an appointment	1	1	N/A	86.7%	88.5%	87.4%

* This is based on patients treated on this contract for their most recent course of treatment.

Figures in italics indicate the base number of FP17s or Patient Questionnaire responses are less than 100. N/A is shown where the base number of responses is less than 10 during the period. % is calculated as Quantity/Base number*100

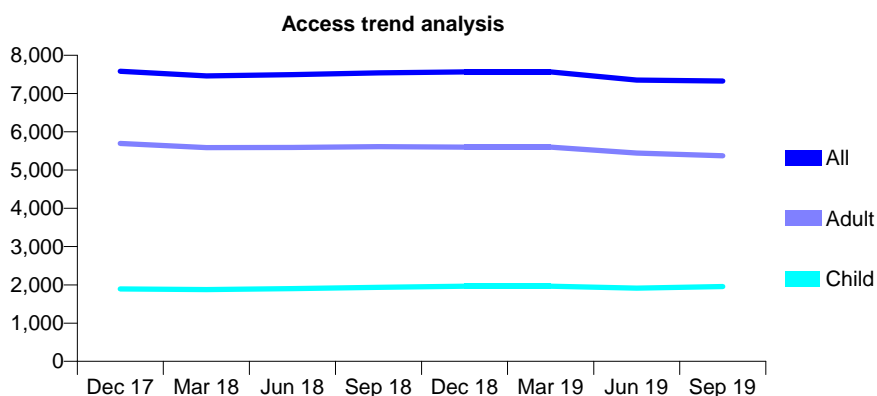
Q55 - Vital Signs At a Glance Contract Report for 101281/0200 - September 2019

Name or company name	OASIS DENTAL CARE LTD
Contract type name	Pilot Contract
Purpose of contract	General
Contract start date	28/04/2009
Contract end date	

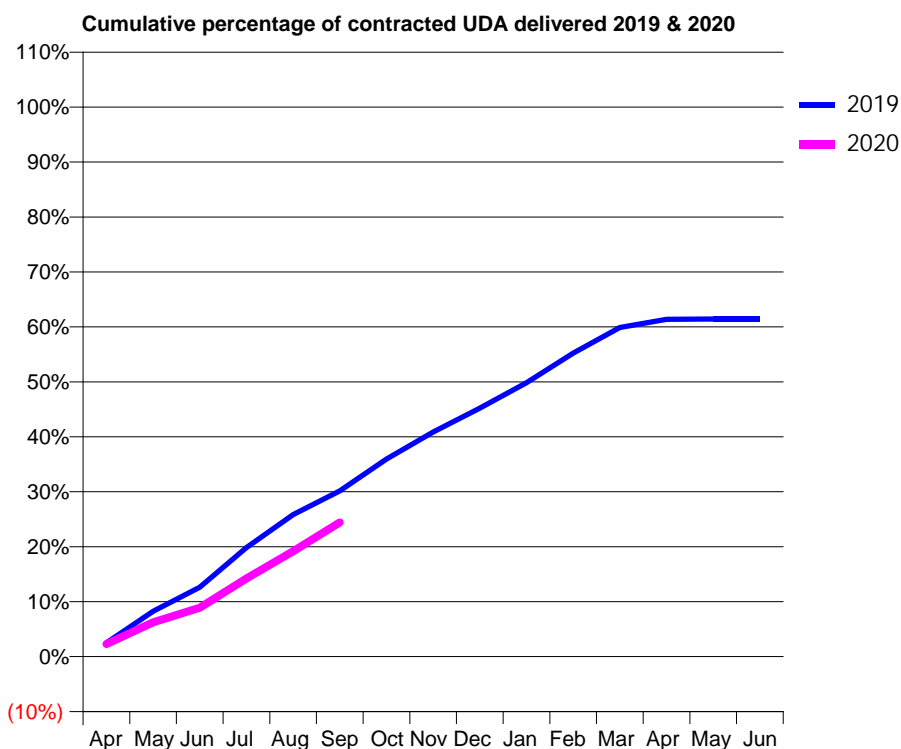
19/20 Contracted general activity (UDA)	30,000
Carry forward general activity (UDA)	0
19/20 Contracted orthodontic activity (UOA)	0
Carry forward orthodontic activity (UOA)	0
Baseline contract value	£666,065.49

ACCESS*

Patients seen in 24 months	Total	Change since previous quarter
Quarter ending September 2018	7,543	
Quarter ending December 2018	7,565	→
Quarter ending March 2019	7,567	→
Quarter ending June 2019	7,355	↓
Quarter ending September 2019	7,327	→
Variance since September 2018	(2.9%)	↓



ACTIVITY



Month	Adjusted Scheduled Activity (UDA)	
	2019	2020
April	756	689
May	2,477	1,874
June	3,786	2,669
July	5,962	4,269
August	7,760	5,758
September	9,047	7,324
October	10,783	
November	12,266	
December	13,570	
January	14,960	
February	16,571	
March	17,963	
April	18,414	
May	18,429	
June	18,430	

QUALITY

	Quantity	Base Number	Contract	AT	Region	England
% of FP17s for the same patient ID Re-attending within 3 months - Children	51	1,087	4.7%	10.0%	11.3%	11.5%
% of FP17s for the same patient ID Re-attending within 3 months - Adults	201	2,632	7.6%	13.5%	14.7%	15.4%
% of FP17s for the same patient ID Re-attending between 3 & 9 months - Children	552	1,087	50.8%	63.2%	60.8%	59.7%
% of FP17s for the same patient ID Re-attending between 3 & 9 months - Adults	1,224	2,632	46.5%	56.9%	52.8%	51.7%
% of FP17s for Band 1 Urgent Courses	65	3,470	1.9%	6.8%	8.2%	9.2%
% of FP17s Relating to Free Repair or Replacements	12	3,470	0.3%	0.7%	0.7%	0.7%
% of FP17s Relating to Continuations	25	3,470	0.7%	1.0%	0.8%	0.8%
% of Patients satisfied with the dentistry they have received	3	3	N/A	91.9%	93.2%	93.5%
% of Patients satisfied with the time they had to wait for an appointment	3	3	N/A	86.7%	88.5%	87.4%

* This is based on patients treated on this contract for their most recent course of treatment. Figures in italics indicate the base number of FP17s or Patient Questionnaire responses are less than 100. N/A is shown where the base number of responses is less than 10 during the period. % is calculated as Quantity/Base number*100

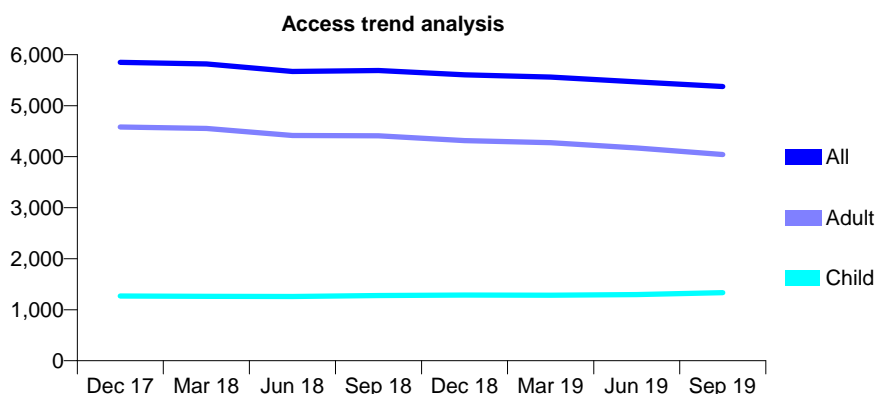
Q55 - Vital Signs At a Glance Contract Report for 101338/0050 - September 2019

Name or company name	Whitecross Dental Care Limited
Contract type name	GDS Contract
Purpose of contract	General
Contract start date	01/04/2007
Contract end date	

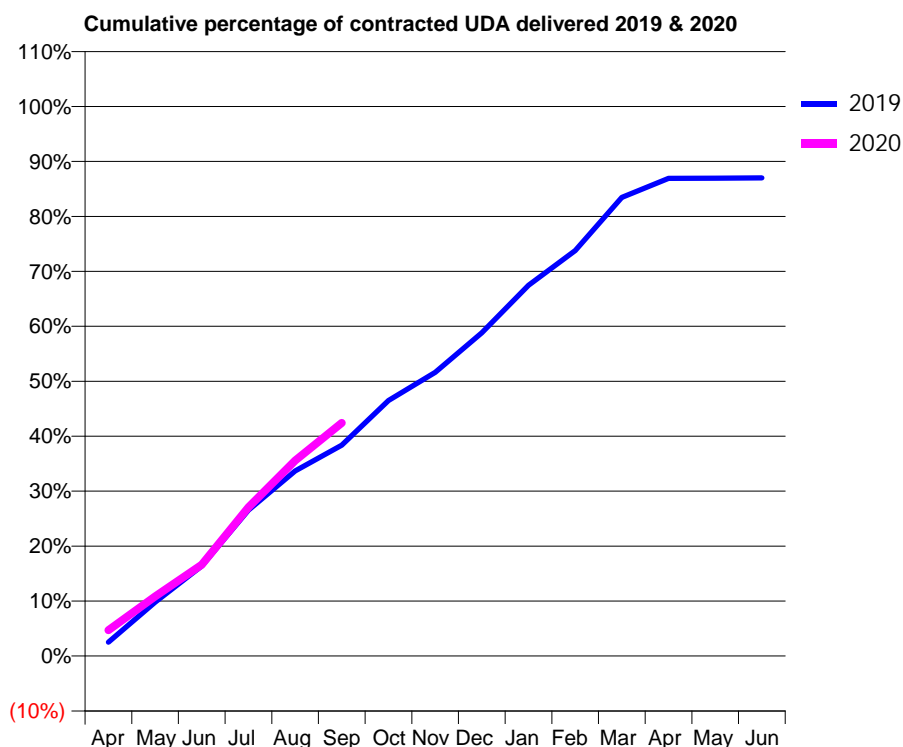
19/20 Contracted general activity (UDA)	16,000
Carry forward general activity (UDA)	0
19/20 Contracted orthodontic activity (UOA)	0
Carry forward orthodontic activity (UOA)	0
Baseline contract value	£424,475.43

ACCESS*

Patients seen in 24 months	Total	Change since previous quarter
Quarter ending September 2018	5,689	
Quarter ending December 2018	5,604	↓
Quarter ending March 2019	5,561	→
Quarter ending June 2019	5,469	↓
Quarter ending September 2019	5,377	↓
Variance since September 2018	(5.5%)	↓



ACTIVITY



Month	Adjusted Scheduled Activity (UDA)	
	2019	2020
April	403	756
May	1,572	1,739
June	2,623	2,660
July	4,251	4,330
August	5,387	5,689
September	6,139	6,791
October	7,438	
November	8,259	
December	9,411	
January	10,794	
February	11,804	
March	13,351	
April	13,906	
May	13,910	
June	13,923	

QUALITY

	Quantity	Base Number	Contract	AT	Region	England
% of FP17s for the same patient ID Re-attending within 3 months - Children	65	1,014	6.4%	10.0%	11.3%	11.5%
% of FP17s for the same patient ID Re-attending within 3 months - Adults	331	2,579	12.8%	13.5%	14.7%	15.4%
% of FP17s for the same patient ID Re-attending between 3 & 9 months - Children	605	1,014	59.7%	63.2%	60.8%	59.7%
% of FP17s for the same patient ID Re-attending between 3 & 9 months - Adults	1,340	2,579	52.0%	56.9%	52.8%	51.7%
% of FP17s for Band 1 Urgent Courses	214	3,365	6.4%	6.8%	8.2%	9.2%
% of FP17s Relating to Free Repair or Replacements	36	3,365	1.1%	0.7%	0.7%	0.7%
% of FP17s Relating to Continuations	49	3,365	1.5%	1.0%	0.8%	0.8%
% of Patients satisfied with the dentistry they have received	2	4	N/A	91.9%	93.2%	93.5%
% of Patients satisfied with the time they had to wait for an appointment	2	4	N/A	86.7%	88.5%	87.4%

* This is based on patients treated on this contract for their most recent course of treatment. Figures in italics indicate the base number of FP17s or Patient Questionnaire responses are less than 100. N/A is shown where the base number of responses is less than 10 during the period. % is calculated as Quantity/Base number*100

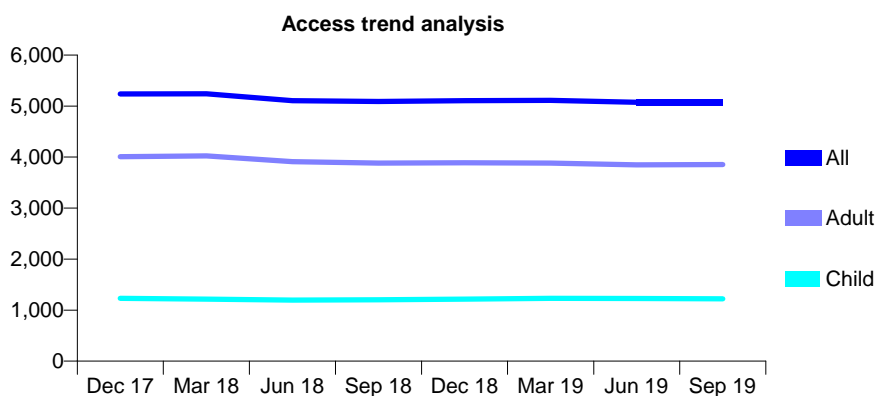
Q55 - Vital Signs At a Glance Contract Report for 101362/0006 - September 2019

Name or company name	Rodericks Dental Limited
Contract type name	GDS Contract
Purpose of contract	General
Contract start date	01/04/2008
Contract end date	

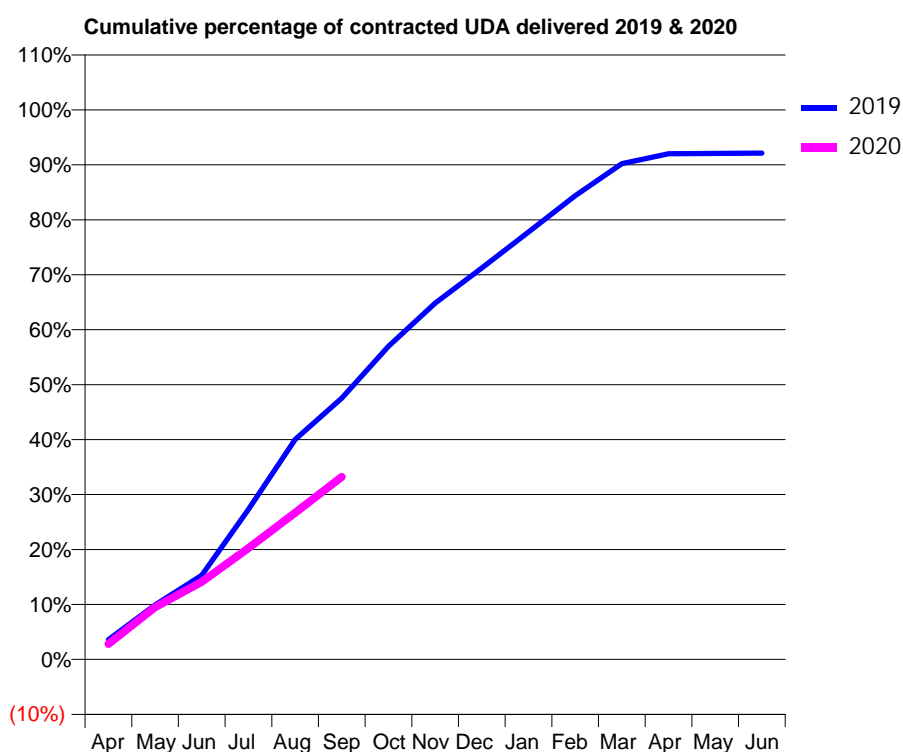
19/20 Contracted general activity (UDA)	13,542
Carry forward general activity (UDA)	0
19/20 Contracted orthodontic activity (UOA)	0
Carry forward orthodontic activity (UOA)	0
Baseline contract value	£333,732.11

ACCESS*

Patients seen in 24 months	Total	Change since previous quarter
Quarter ending September 2018	5,088	
Quarter ending December 2018	5,106	→
Quarter ending March 2019	5,113	→
Quarter ending June 2019	5,075	→
Quarter ending September 2019	5,077	→
Variance since September 2018	(0.2%)	→



ACTIVITY



Month	2019	2020
April	487	379
May	1,343	1,285
June	2,073	1,910
July	3,699	2,744
August	5,420	3,616
September	6,439	4,498
October	7,719	
November	8,780	
December	9,642	
January	10,532	
February	11,428	
March	12,215	
April	12,461	
May	12,466	
June	12,476	

QUALITY

	Quantity	Base Number	Contract	AT	Region	England
% of FP17s for the same patient ID Re-attending within 3 months - Children	28	792	3.5%	10.0%	11.3%	11.5%
% of FP17s for the same patient ID Re-attending within 3 months - Adults	116	2,064	5.6%	13.5%	14.7%	15.4%
% of FP17s for the same patient ID Re-attending between 3 & 9 months - Children	493	792	62.2%	63.2%	60.8%	59.7%
% of FP17s for the same patient ID Re-attending between 3 & 9 months - Adults	1,292	2,064	62.6%	56.9%	52.8%	51.7%
% of FP17s for Band 1 Urgent Courses	27	2,346	1.2%	6.8%	8.2%	9.2%
% of FP17s Relating to Free Repair or Replacements	8	2,346	0.3%	0.7%	0.7%	0.7%
% of FP17s Relating to Continuations	0	2,346	0.0%	1.0%	0.8%	0.8%
% of Patients satisfied with the dentistry they have received	1	1	N/A	91.9%	93.2%	93.5%
% of Patients satisfied with the time they had to wait for an appointment	1	1	N/A	86.7%	88.5%	87.4%

* This is based on patients treated on this contract for their most recent course of treatment. Figures in italics indicate the base number of FP17s or Patient Questionnaire responses are less than 100. N/A is shown where the base number of responses is less than 10 during the period. % is calculated as Quantity/Base number*100

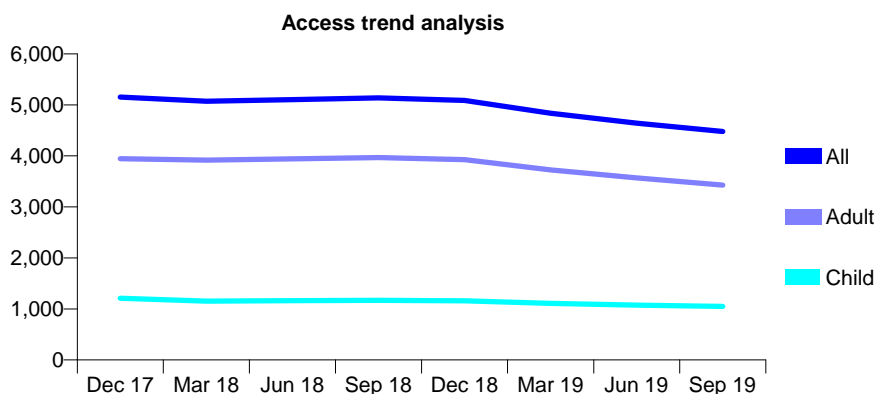
Q55 - Vital Signs At a Glance Contract Report for 101362/0007 - September 2019

Name or company name	Rodericks Dental Limited
Contract type name	GDS Contract
Purpose of contract	General
Contract start date	28/07/2008
Contract end date	

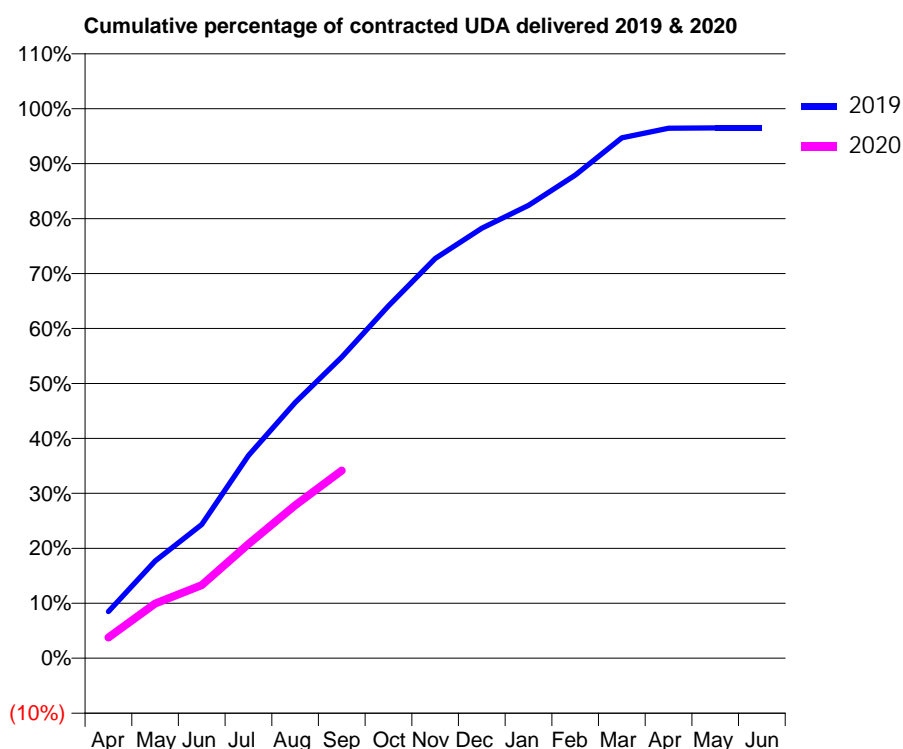
19/20 Contracted general activity (UDA)	12,292
Carry forward general activity (UDA)	0
19/20 Contracted orthodontic activity (UOA)	0
Carry forward orthodontic activity (UOA)	0
Baseline contract value	£311,483.29

ACCESS*

Patients seen in 24 months	Total	Change since previous quarter
Quarter ending September 2018	5,136	
Quarter ending December 2018	5,086	→
Quarter ending March 2019	4,834	↓
Quarter ending June 2019	4,642	↓
Quarter ending September 2019	4,478	↓
Variance since September 2018	(12.8%)	↓



ACTIVITY



Month	2019	2020
April	1,087	462
May	2,263	1,223
June	3,112	1,636
July	4,721	2,555
August	5,951	3,421
September	7,011	4,199
October	8,201	
November	9,305	
December	10,010	
January	10,541	
February	11,244	
March	12,111	
April	12,337	
May	12,344	
June	12,344	

QUALITY

	Quantity	Base Number	Contract	AT	Region	England
% of FP17s for the same patient ID Re-attending within 3 months - Children	22	705	3.1%	10.0%	11.3%	11.5%
% of FP17s for the same patient ID Re-attending within 3 months - Adults	214	2,009	10.7%	13.5%	14.7%	15.4%
% of FP17s for the same patient ID Re-attending between 3 & 9 months - Children	464	705	65.8%	63.2%	60.8%	59.7%
% of FP17s for the same patient ID Re-attending between 3 & 9 months - Adults	1,078	2,009	53.7%	56.9%	52.8%	51.7%
% of FP17s for Band 1 Urgent Courses	276	2,549	10.8%	6.8%	8.2%	9.2%
% of FP17s Relating to Free Repair or Replacements	14	2,549	0.5%	0.7%	0.7%	0.7%
% of FP17s Relating to Continuations	4	2,549	0.2%	1.0%	0.8%	0.8%
% of Patients satisfied with the dentistry they have received	0	0	N/A	91.9%	93.2%	93.5%
% of Patients satisfied with the time they had to wait for an appointment	0	0	N/A	86.7%	88.5%	87.4%

* This is based on patients treated on this contract for their most recent course of treatment. Figures in italics indicate the base number of FP17s or Patient Questionnaire responses are less than 100. N/A is shown where the base number of responses is less than 10 during the period. % is calculated as Quantity/Base number*100

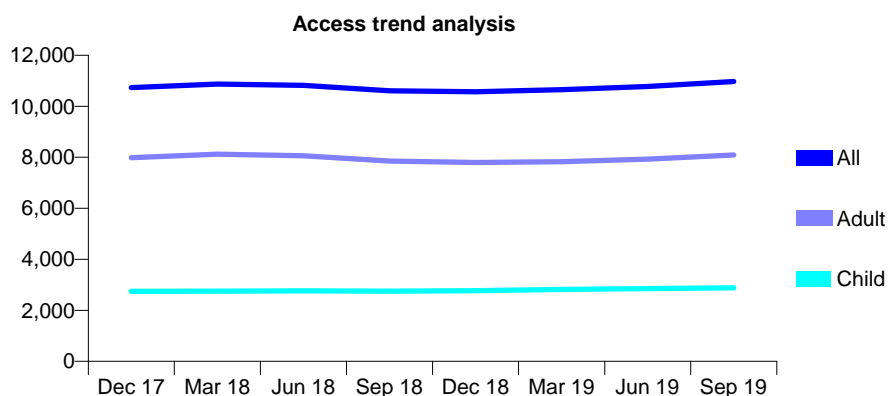
Q55 - Vital Signs At a Glance Contract Report for 101362/0008 - September 2019

Name or company name	Rodericks Dental Limited
Contract type name	GDS Contract
Purpose of contract	General
Contract start date	01/04/2008
Contract end date	

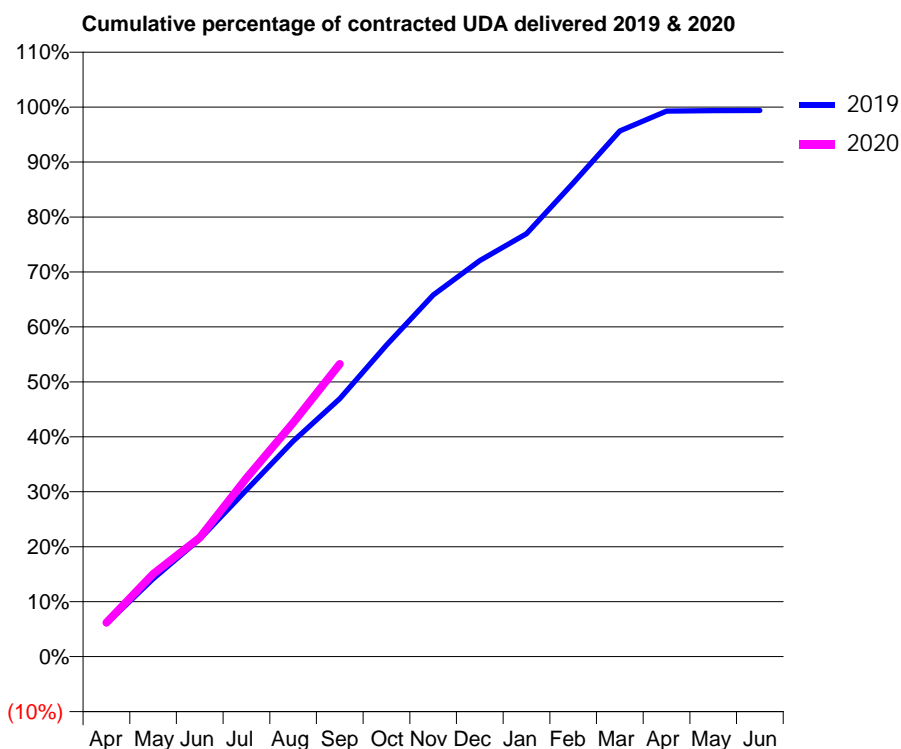
19/20 Contracted general activity (UDA)	26,370
Carry forward general activity (UDA)	0
19/20 Contracted orthodontic activity (UOA)	0
Carry forward orthodontic activity (UOA)	0
Baseline contract value	£622,596.09

ACCESS*

Patients seen in 24 months	Total	Change since previous quarter
Quarter ending September 2018	10,604	
Quarter ending December 2018	10,570	→
Quarter ending March 2019	10,653	→
Quarter ending June 2019	10,781	→
Quarter ending September 2019	10,974	→
Variance since September 2018	3.5%	↑



ACTIVITY



Month	Adjusted Scheduled Activity (UDA)	
	2019	2020
April	1,578	1,635
May	3,733	3,961
June	5,640	5,709
July	8,001	8,563
August	10,344	11,223
September	12,379	14,044
October	14,953	
November	17,352	
December	19,002	
January	20,295	
February	22,727	
March	25,225	
April	26,177	
May	26,198	
June	26,206	

QUALITY

	Quantity	Base Number	Contract	AT	Region	England
% of FP17s for the same patient ID Re-attending within 3 months - Children	162	2,547	6.4%	10.0%	11.3%	11.5%
% of FP17s for the same patient ID Re-attending within 3 months - Adults	648	6,600	9.8%	13.5%	14.7%	15.4%
% of FP17s for the same patient ID Re-attending between 3 & 9 months - Children	1,783	2,547	70.0%	63.2%	60.8%	59.7%
% of FP17s for the same patient ID Re-attending between 3 & 9 months - Adults	4,041	6,600	61.2%	56.9%	52.8%	51.7%
% of FP17s for Band 1 Urgent Courses	359	8,546	4.2%	6.8%	8.2%	9.2%
% of FP17s Relating to Free Repair or Replacements	77	8,546	0.9%	0.7%	0.7%	0.7%
% of FP17s Relating to Continuations	4	8,546	0.0%	1.0%	0.8%	0.8%
% of Patients satisfied with the dentistry they have received	5	5	N/A	91.9%	93.2%	93.5%
% of Patients satisfied with the time they had to wait for an appointment	3	5	N/A	86.7%	88.5%	87.4%

* This is based on patients treated on this contract for their most recent course of treatment. Figures in italics indicate the base number of FP17s or Patient Questionnaire responses are less than 100. N/A is shown where the base number of responses is less than 10 during the period. % is calculated as Quantity/Base number*100

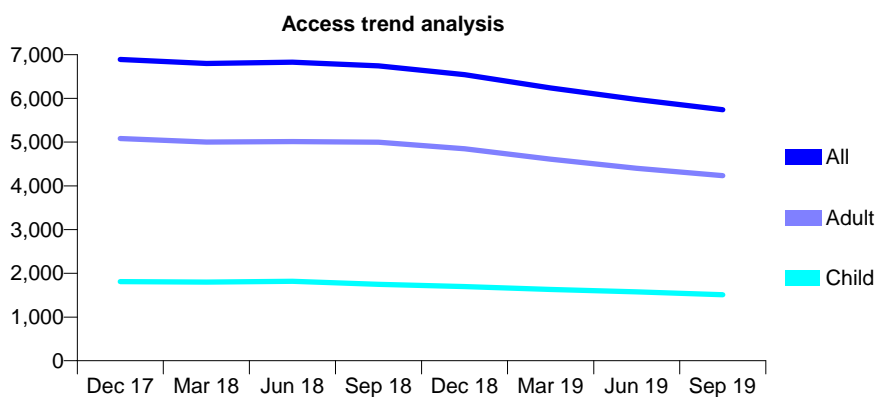
Q55 - Vital Signs At a Glance Contract Report for 101362/0014 - September 2019

Name or company name	Rodericks Dental Limited
Contract type name	GDS Contract
Purpose of contract	General
Contract start date	05/02/2009
Contract end date	

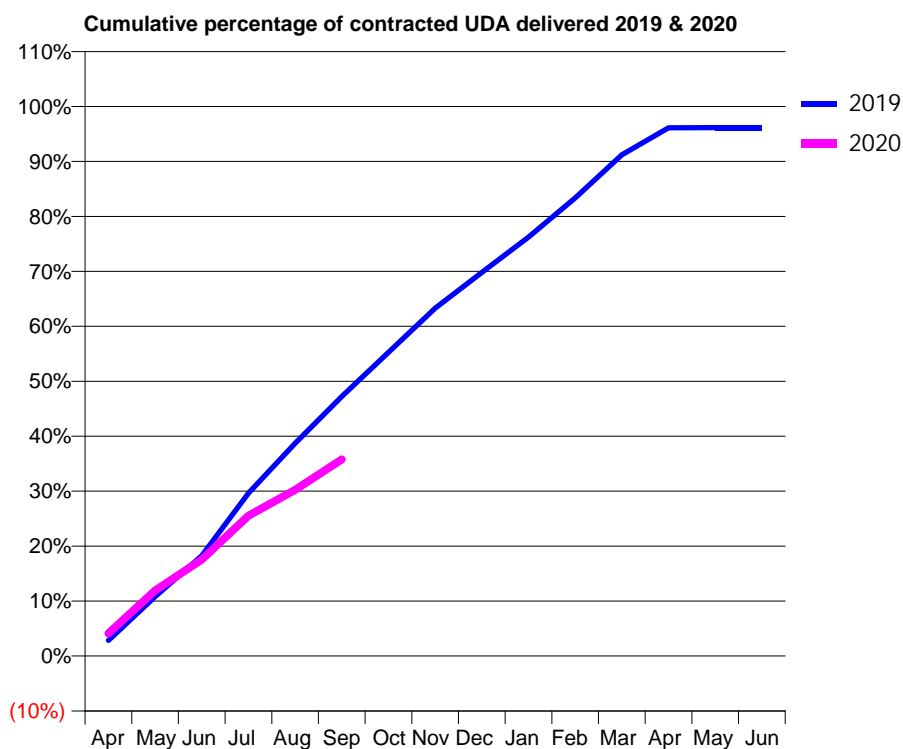
19/20 Contracted general activity (UDA)	15,400
Carry forward general activity (UDA)	0
19/20 Contracted orthodontic activity (UOA)	0
Carry forward orthodontic activity (UOA)	0
Baseline contract value	£365,429.24

ACCESS*

Patients seen in 24 months	Total	Change since previous quarter
Quarter ending September 2018	6,746	
Quarter ending December 2018	6,545	↓
Quarter ending March 2019	6,240	↓
Quarter ending June 2019	5,974	↓
Quarter ending September 2019	5,743	↓
Variance since September 2018	(14.9%)	↓



ACTIVITY



Month	Adjusted Scheduled Activity (UDA)	
	2019	2020
April	441	636
May	1,664	1,837
June	2,808	2,703
July	4,566	3,933
August	5,963	4,657
September	7,272	5,510
October	8,512	
November	9,747	
December	10,746	
January	11,739	
February	12,838	
March	14,046	
April	14,801	
May	14,803	
June	14,809	

QUALITY

	Quantity	Base Number	Contract	AT	Region	England
% of FP17s for the same patient ID Re-attending within 3 months - Children	74	932	7.9%	10.0%	11.3%	11.5%
% of FP17s for the same patient ID Re-attending within 3 months - Adults	264	2,460	10.7%	13.5%	14.7%	15.4%
% of FP17s for the same patient ID Re-attending between 3 & 9 months - Children	498	932	53.4%	63.2%	60.8%	59.7%
% of FP17s for the same patient ID Re-attending between 3 & 9 months - Adults	1,404	2,460	57.1%	56.9%	52.8%	51.7%
% of FP17s for Band 1 Urgent Courses	236	2,969	7.9%	6.8%	8.2%	9.2%
% of FP17s Relating to Free Repair or Replacements	7	2,969	0.2%	0.7%	0.7%	0.7%
% of FP17s Relating to Continuations	3	2,969	0.1%	1.0%	0.8%	0.8%
% of Patients satisfied with the dentistry they have received	0	0	N/A	91.9%	93.2%	93.5%
% of Patients satisfied with the time they had to wait for an appointment	0	0	N/A	86.7%	88.5%	87.4%

* This is based on patients treated on this contract for their most recent course of treatment.

Figures in italics indicate the base number of FP17s or Patient Questionnaire responses are less than 100. N/A is shown where the base number of responses is less than 10 during the period. % is calculated as Quantity/Base number*100

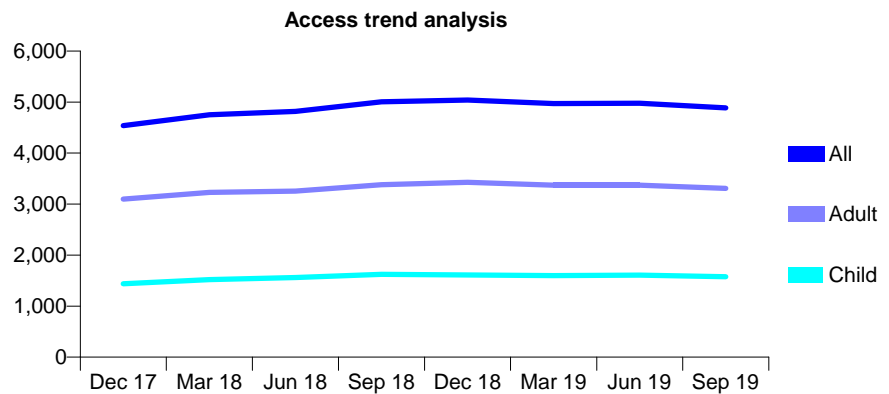
Q55 - Vital Signs At a Glance Contract Report for 101362/0026 - September 2019

Name or company name	Rodericks Dental Limited
Contract type name	GDS Contract
Purpose of contract	General
Contract start date	16/11/2009
Contract end date	

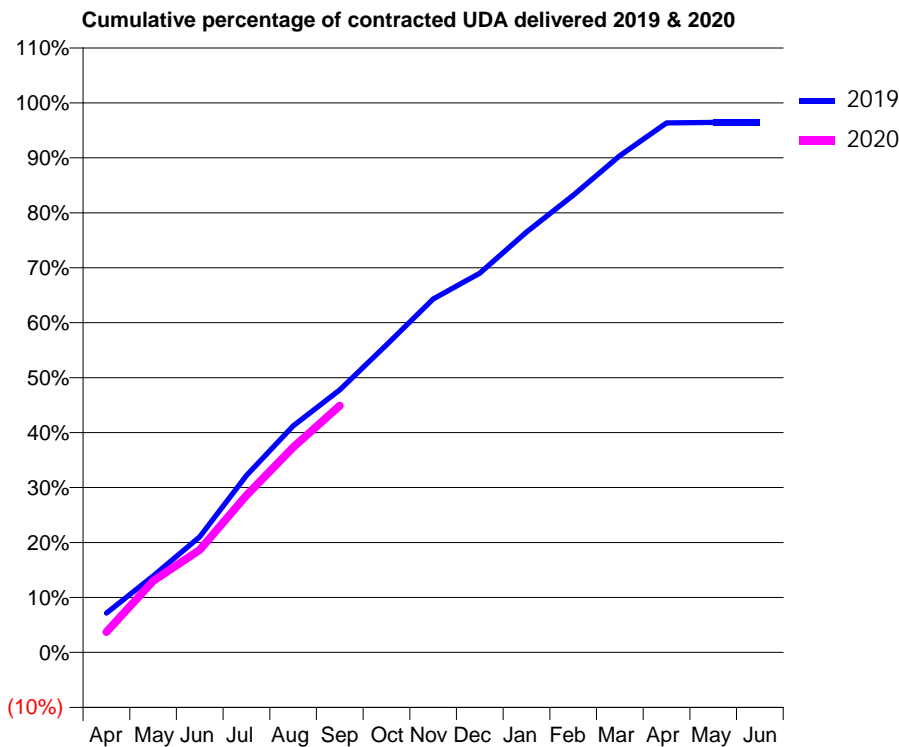
19/20 Contracted general activity (UDA)	12,524
Carry forward general activity (UDA)	0
19/20 Contracted orthodontic activity (UOA)	0
Carry forward orthodontic activity (UOA)	0
Baseline contract value	£330,712.28

ACCESS*

Patients seen in 24 months	Total	Change since previous quarter
Quarter ending September 2018	5,005	
Quarter ending December 2018	5,040	→
Quarter ending March 2019	4,971	↓
Quarter ending June 2019	4,977	→
Quarter ending September 2019	4,884	↓
Variance since September 2018	(2.4%)	↓



ACTIVITY



Month	2019	2020
April	895	466
May	1,742	1,628
June	2,636	2,335
July	4,031	3,579
August	5,161	4,675
September	5,983	5,623
October	7,009	
November	8,056	
December	8,643	
January	9,582	
February	10,419	
March	11,319	
April	12,066	
May	12,078	
June	12,076	

QUALITY

	Quantity	Base Number	Contract	AT	Region	England
% of FP17s for the same patient ID Re-attending within 3 months - Children	66	1,077	6.1%	10.0%	11.3%	11.5%
% of FP17s for the same patient ID Re-attending within 3 months - Adults	281	2,214	12.7%	13.5%	14.7%	15.4%
% of FP17s for the same patient ID Re-attending between 3 & 9 months - Children	614	1,077	57.0%	63.2%	60.8%	59.7%
% of FP17s for the same patient ID Re-attending between 3 & 9 months - Adults	1,257	2,214	56.8%	56.9%	52.8%	51.7%
% of FP17s for Band 1 Urgent Courses	218	2,948	7.4%	6.8%	8.2%	9.2%
% of FP17s Relating to Free Repair or Replacements	13	2,948	0.4%	0.7%	0.7%	0.7%
% of FP17s Relating to Continuations	12	2,948	0.4%	1.0%	0.8%	0.8%
% of Patients satisfied with the dentistry they have received	1	1	N/A	91.9%	93.2%	93.5%
% of Patients satisfied with the time they had to wait for an appointment	1	1	N/A	86.7%	88.5%	87.4%

* This is based on patients treated on this contract for their most recent course of treatment. Figures in italics indicate the base number of FP17s or Patient Questionnaire responses are less than 100. N/A is shown where the base number of responses is less than 10 during the period. % is calculated as Quantity/Base number*100

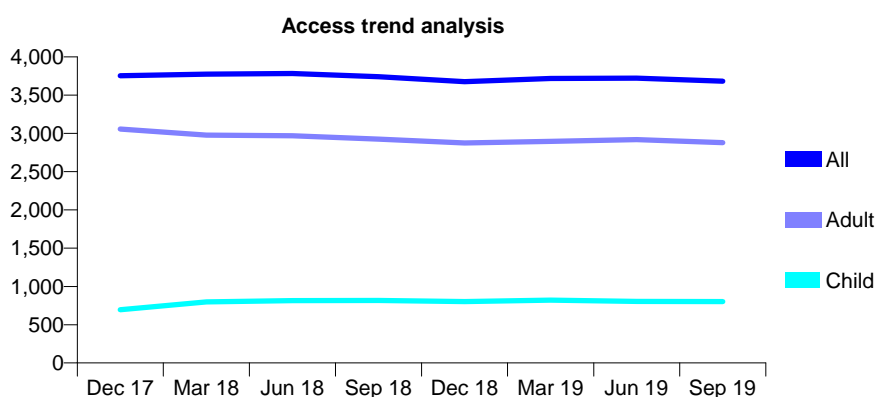
Q55 - Vital Signs At a Glance Contract Report for 101362/0027 - September 2019

Name or company name	Rodericks Dental Limited
Contract type name	GDS Contract
Purpose of contract	General
Contract start date	13/01/2010
Contract end date	

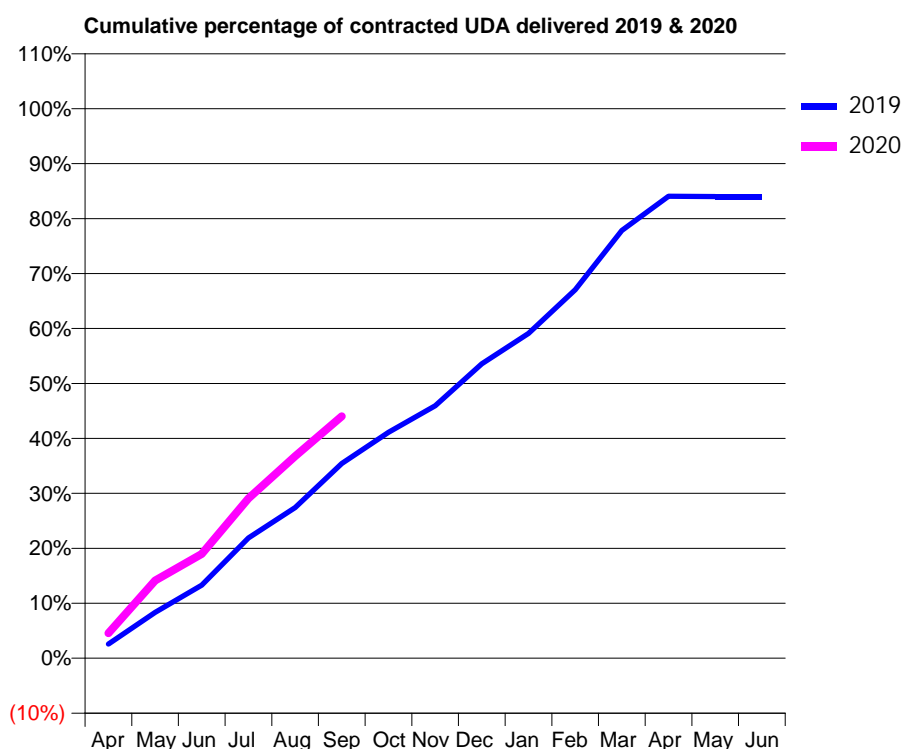
19/20 Contracted general activity (UDA)	12,042
Carry forward general activity (UDA)	0
19/20 Contracted orthodontic activity (UOA)	0
Carry forward orthodontic activity (UOA)	0
Baseline contract value	£317,999.39

ACCESS*

Patients seen in 24 months	Total	Change since previous quarter
Quarter ending September 2018	3,742	
Quarter ending December 2018	3,677	↓
Quarter ending March 2019	3,716	→
Quarter ending June 2019	3,722	→
Quarter ending September 2019	3,682	↓
Variance since September 2018	(1.6%)	↓



ACTIVITY



Month	2019	2020
April	311	548
May	1,004	1,703
June	1,599	2,286
July	2,638	3,502
August	3,305	4,428
September	4,267	5,298
October	4,948	
November	5,535	
December	6,450	
January	7,117	
February	8,076	
March	9,373	
April	10,125	
May	10,116	
June	10,116	

QUALITY

	Quantity	Base Number	Contract	AT	Region	England
% of FP17s for the same patient ID Re-attending within 3 months - Children	59	555	10.6%	10.0%	11.3%	11.5%
% of FP17s for the same patient ID Re-attending within 3 months - Adults	381	2,203	17.3%	13.5%	14.7%	15.4%
% of FP17s for the same patient ID Re-attending between 3 & 9 months - Children	354	555	63.8%	63.2%	60.8%	59.7%
% of FP17s for the same patient ID Re-attending between 3 & 9 months - Adults	1,173	2,203	53.2%	56.9%	52.8%	51.7%
% of FP17s for Band 1 Urgent Courses	152	2,434	6.2%	6.8%	8.2%	9.2%
% of FP17s Relating to Free Repair or Replacements	48	2,434	2.0%	0.7%	0.7%	0.7%
% of FP17s Relating to Continuations	5	2,434	0.2%	1.0%	0.8%	0.8%
% of Patients satisfied with the dentistry they have received	1	1	N/A	91.9%	93.2%	93.5%
% of Patients satisfied with the time they had to wait for an appointment	1	1	N/A	86.7%	88.5%	87.4%

* This is based on patients treated on this contract for their most recent course of treatment.

Figures in italics indicate the base number of FP17s or Patient Questionnaire responses are less than 100. N/A is shown where the base number of responses is less than 10 during the period. % is calculated as Quantity/Base number*100

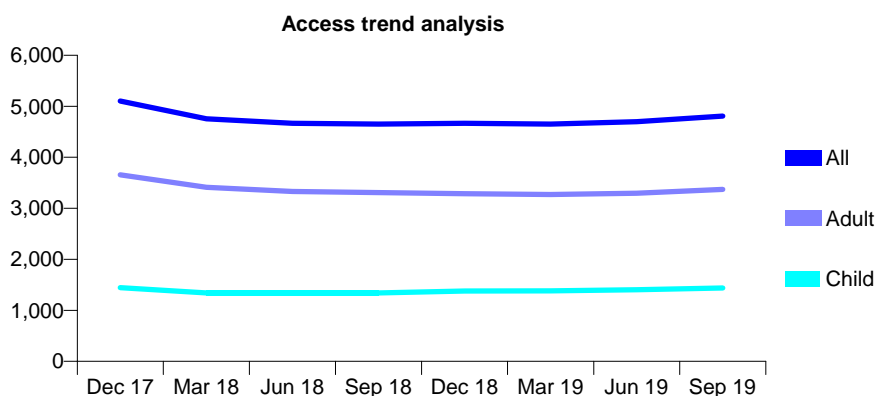
Q55 - Vital Signs At a Glance Contract Report for 101370/0076 - September 2019

Name or company name	Petrie Tucker & Partners Ltd
Contract type name	GDS Contract
Purpose of contract	General
Contract start date	01/04/2006
Contract end date	

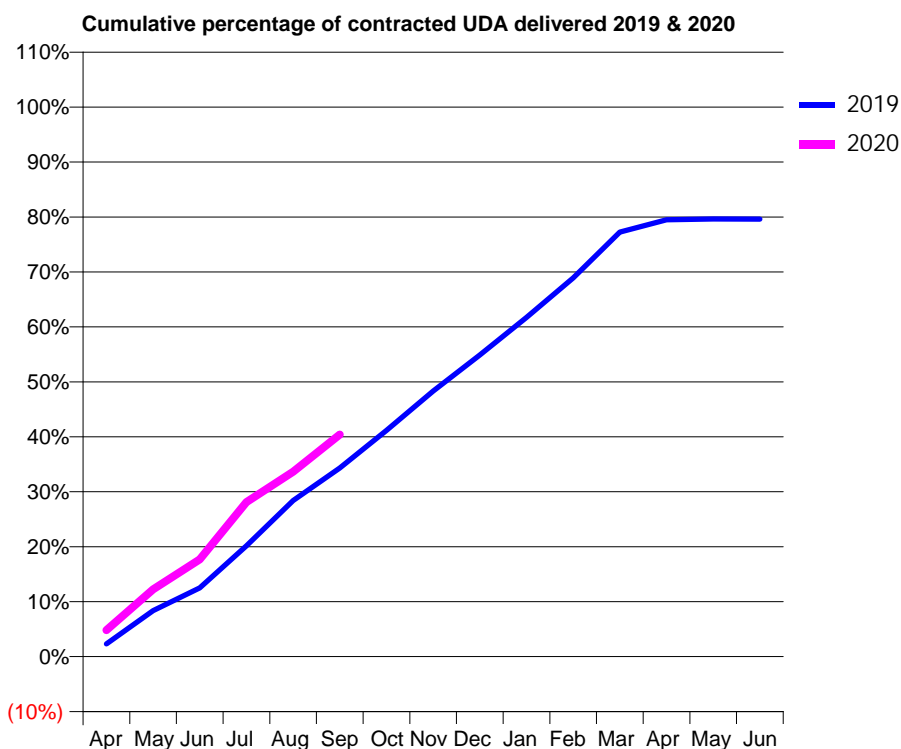
19/20 Contracted general activity (UDA)	18,058
Carry forward general activity (UDA)	0
19/20 Contracted orthodontic activity (UOA)	0
Carry forward orthodontic activity (UOA)	0
Baseline contract value	£503,592.18

ACCESS*

Patients seen in 24 months	Total	Change since previous quarter
Quarter ending September 2018	4,651	
Quarter ending December 2018	4,665	→
Quarter ending March 2019	4,652	→
Quarter ending June 2019	4,699	→
Quarter ending September 2019	4,808	↑
Variance since September 2018	3.4%	↑



ACTIVITY



Month	Adjusted Scheduled Activity (UDA)	
	2019	2020
April	421	869
May	1,516	2,211
June	2,258	3,195
July	3,643	5,075
August	5,130	6,075
September	6,198	7,299
October	7,434	
November	8,728	
December	9,908	
January	11,148	
February	12,444	
March	13,952	
April	14,356	
May	14,378	
June	14,374	

QUALITY

	Quantity	Base Number	Contract	AT	Region	England
% of FP17s for the same patient ID Re-attending within 3 months - Children	62	981	6.3%	10.0%	11.3%	11.5%
% of FP17s for the same patient ID Re-attending within 3 months - Adults	241	2,087	11.5%	13.5%	14.7%	15.4%
% of FP17s for the same patient ID Re-attending between 3 & 9 months - Children	454	981	46.3%	63.2%	60.8%	59.7%
% of FP17s for the same patient ID Re-attending between 3 & 9 months - Adults	905	2,087	43.4%	56.9%	52.8%	51.7%
% of FP17s for Band 1 Urgent Courses	153	2,902	5.3%	6.8%	8.2%	9.2%
% of FP17s Relating to Free Repair or Replacements	22	2,902	0.8%	0.7%	0.7%	0.7%
% of FP17s Relating to Continuations	48	2,902	1.7%	1.0%	0.8%	0.8%
% of Patients satisfied with the dentistry they have received	2	2	N/A	91.9%	93.2%	93.5%
% of Patients satisfied with the time they had to wait for an appointment	1	2	N/A	86.7%	88.5%	87.4%

* This is based on patients treated on this contract for their most recent course of treatment. Figures in italics indicate the base number of FP17s or Patient Questionnaire responses are less than 100. N/A is shown where the base number of responses is less than 10 during the period. % is calculated as Quantity/Base number*100

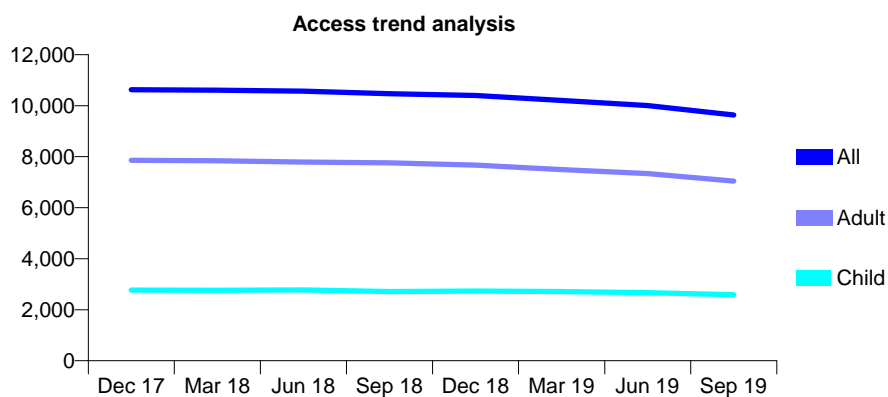
Q55 - Vital Signs At a Glance Contract Report for 101370/0077 - September 2019

Name or company name	Petrie Tucker & Partners Ltd
Contract type name	GDS Contract
Purpose of contract	General
Contract start date	01/04/2006
Contract end date	

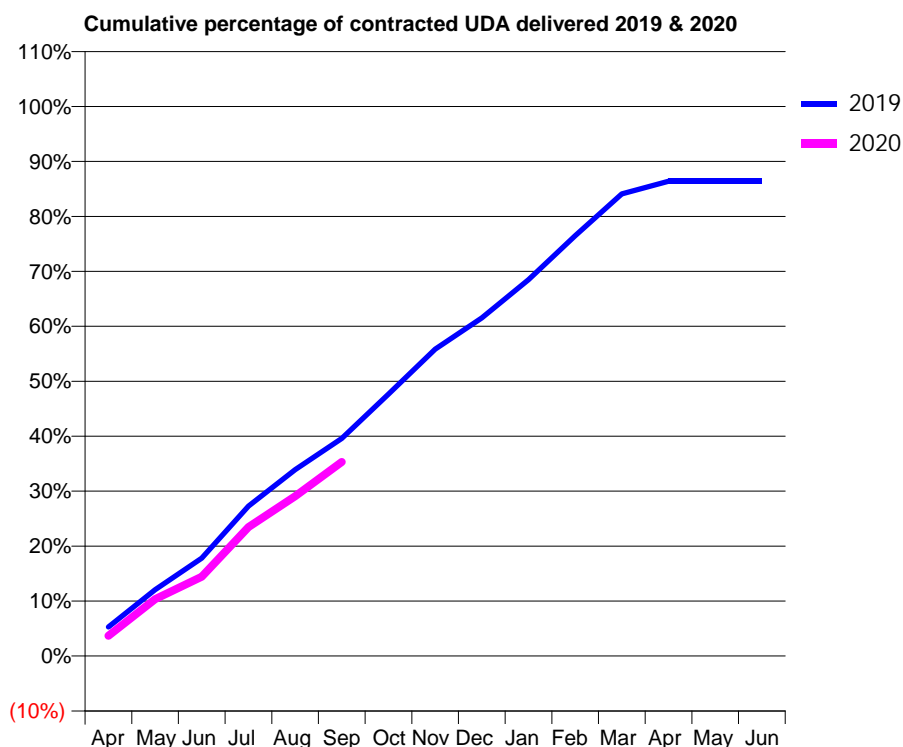
19/20 Contracted general activity (UDA)	29,016
Carry forward general activity (UDA)	0
19/20 Contracted orthodontic activity (UOA)	0
Carry forward orthodontic activity (UOA)	0
Baseline contract value	£809,465.58

ACCESS*

Patients seen in 24 months	Total	Change since previous quarter
Quarter ending September 2018	10,473	
Quarter ending December 2018	10,397	→
Quarter ending March 2019	10,206	↓
Quarter ending June 2019	10,007	↓
Quarter ending September 2019	9,632	↓
Variance since September 2018	(8.0%)	↓



ACTIVITY



Month	Adjusted Scheduled Activity (UDA)	
	2019	2020
April	1,535	1,073
May	3,502	3,002
June	5,164	4,189
July	7,916	6,807
August	9,837	8,440
September	11,488	10,247
October	13,831	
November	16,208	
December	17,855	
January	19,870	
February	22,198	
March	24,399	
April	25,064	
May	25,069	
June	25,071	

QUALITY

	Quantity	Base Number	Contract	AT	Region	England
% of FP17s for the same patient ID Re-attending within 3 months - Children	92	1,476	6.2%	10.0%	11.3%	11.5%
% of FP17s for the same patient ID Re-attending within 3 months - Adults	315	3,721	8.5%	13.5%	14.7%	15.4%
% of FP17s for the same patient ID Re-attending between 3 & 9 months - Children	831	1,476	56.3%	63.2%	60.8%	59.7%
% of FP17s for the same patient ID Re-attending between 3 & 9 months - Adults	1,985	3,721	53.3%	56.9%	52.8%	51.7%
% of FP17s for Band 1 Urgent Courses	364	4,832	7.5%	6.8%	8.2%	9.2%
% of FP17s Relating to Free Repair or Replacements	16	4,832	0.3%	0.7%	0.7%	0.7%
% of FP17s Relating to Continuations	38	4,832	0.8%	1.0%	0.8%	0.8%
% of Patients satisfied with the dentistry they have received	3	3	N/A	91.9%	93.2%	93.5%
% of Patients satisfied with the time they had to wait for an appointment	3	3	N/A	86.7%	88.5%	87.4%

* This is based on patients treated on this contract for their most recent course of treatment. Figures in italics indicate the base number of FP17s or Patient Questionnaire responses are less than 100. N/A is shown where the base number of responses is less than 10 during the period. % is calculated as Quantity/Base number*100

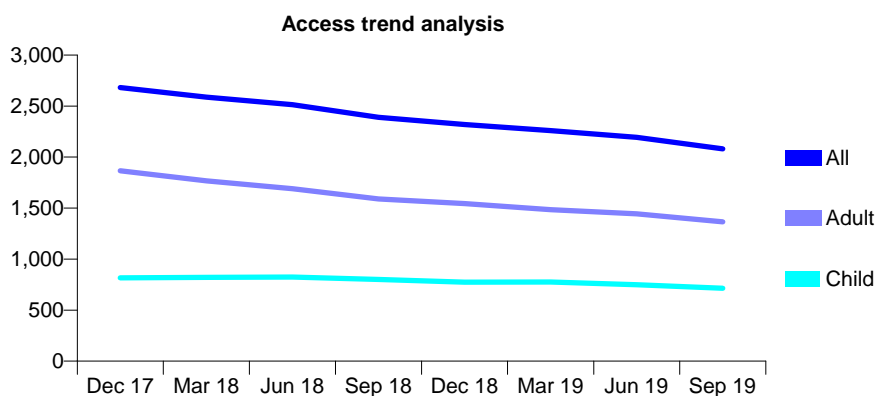
Q55 - Vital Signs At a Glance Contract Report for 101370/0078 - September 2019

Name or company name	Petrie Tucker & Partners Ltd
Contract type name	GDS Contract
Purpose of contract	General
Contract start date	01/04/2006
Contract end date	

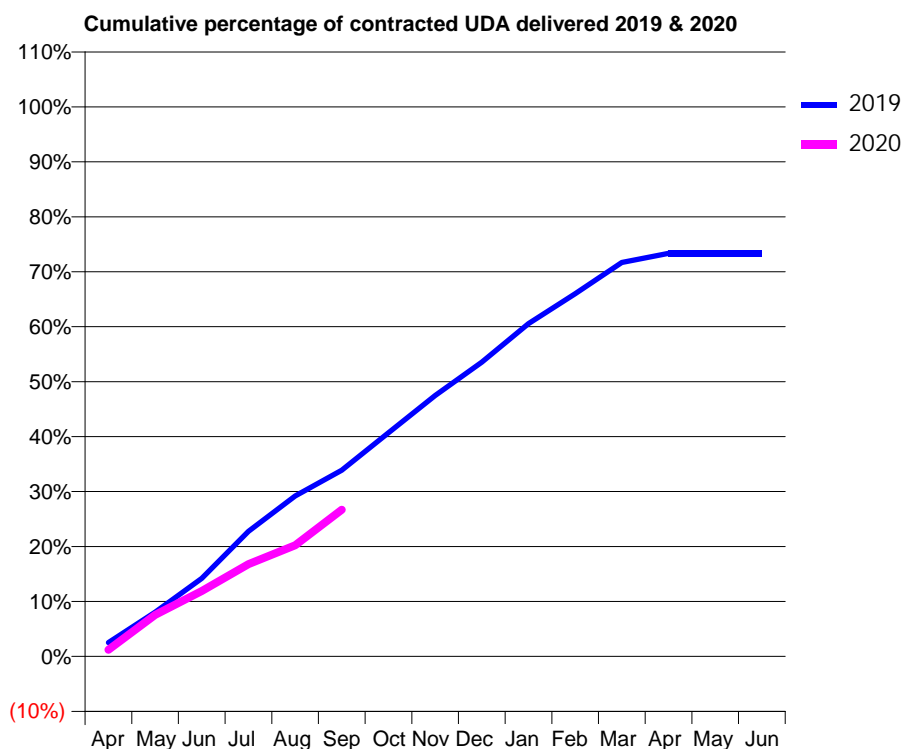
19/20 Contracted general activity (UDA)	8,386
Carry forward general activity (UDA)	0
19/20 Contracted orthodontic activity (UOA)	0
Carry forward orthodontic activity (UOA)	0
Baseline contract value	£334,026.66

ACCESS*

Patients seen in 24 months	Total	Change since previous quarter
Quarter ending September 2018	2,390	
Quarter ending December 2018	2,319	↓
Quarter ending March 2019	2,260	↓
Quarter ending June 2019	2,194	↓
Quarter ending September 2019	2,080	↓
Variance since September 2018	(13.0%)	↓



ACTIVITY



Month	2019	2020
April	210	100
May	674	634
June	1,192	998
July	1,907	1,408
August	2,449	1,697
September	2,841	2,240
October	3,413	
November	3,982	
December	4,491	
January	5,078	
February	5,537	
March	6,013	
April	6,152	
May	6,152	
June	6,152	

QUALITY

	Quantity	Base Number	Contract	AT	Region	England
% of FP17s for the same patient ID Re-attending within 3 months - Children	18	336	5.4%	10.0%	11.3%	11.5%
% of FP17s for the same patient ID Re-attending within 3 months - Adults	87	642	13.6%	13.5%	14.7%	15.4%
% of FP17s for the same patient ID Re-attending between 3 & 9 months - Children	124	336	36.9%	63.2%	60.8%	59.7%
% of FP17s for the same patient ID Re-attending between 3 & 9 months - Adults	236	642	36.8%	56.9%	52.8%	51.7%
% of FP17s for Band 1 Urgent Courses	24	932	2.6%	6.8%	8.2%	9.2%
% of FP17s Relating to Free Repair or Replacements	12	932	1.3%	0.7%	0.7%	0.7%
% of FP17s Relating to Continuations	20	932	2.1%	1.0%	0.8%	0.8%
% of Patients satisfied with the dentistry they have received	1	1	N/A	91.9%	93.2%	93.5%
% of Patients satisfied with the time they had to wait for an appointment	0	1	N/A	86.7%	88.5%	87.4%

* This is based on patients treated on this contract for their most recent course of treatment. Figures in italics indicate the base number of FP17s or Patient Questionnaire responses are less than 100. N/A is shown where the base number of responses is less than 10 during the period. % is calculated as Quantity/Base number*100

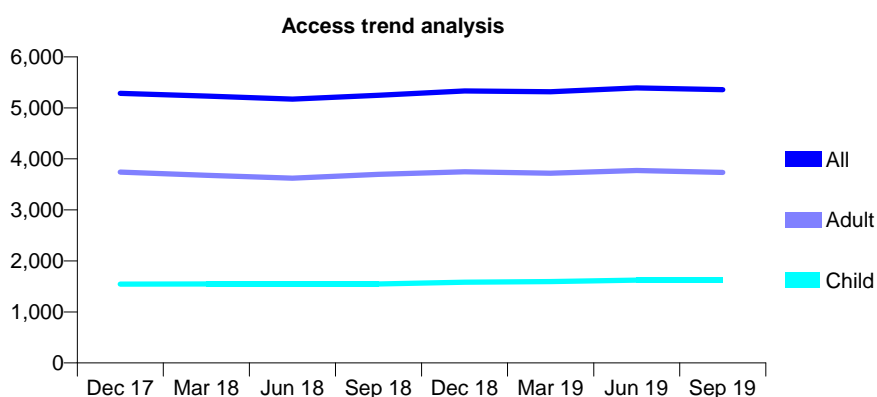
Q55 - Vital Signs At a Glance Contract Report for 101370/0079 - September 2019

Name or company name	Petrie Tucker & Partners Ltd
Contract type name	GDS Contract
Purpose of contract	General
Contract start date	01/04/2006
Contract end date	

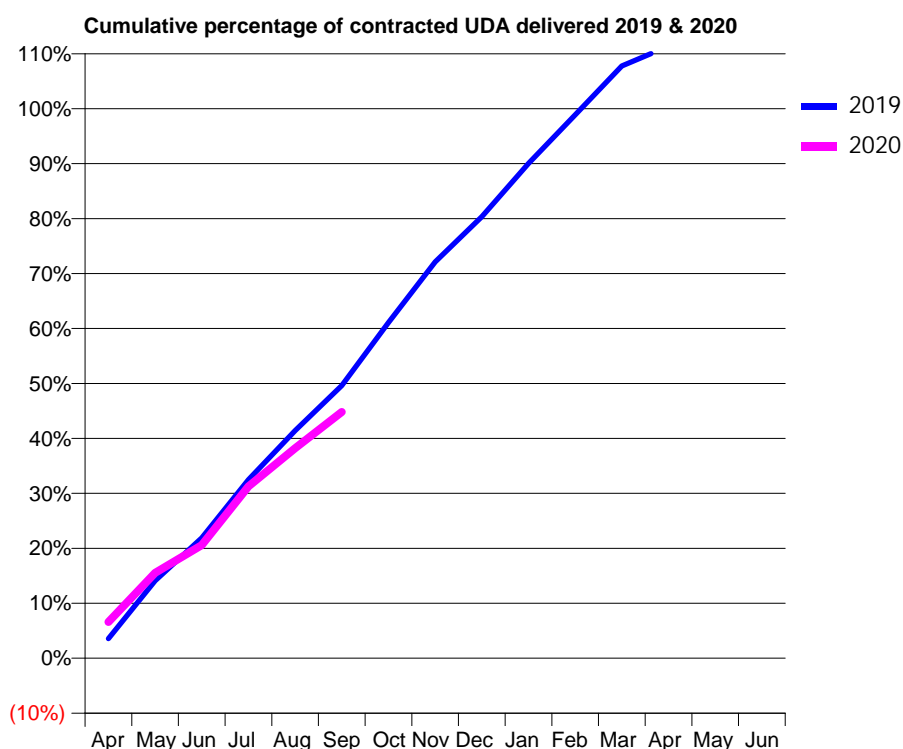
19/20 Contracted general activity (UDA)	14,432
Carry forward general activity (UDA)	0
19/20 Contracted orthodontic activity (UOA)	0
Carry forward orthodontic activity (UOA)	0
Baseline contract value	£401,756.85

ACCESS*

Patients seen in 24 months	Total	Change since previous quarter
Quarter ending September 2018	5,247	
Quarter ending December 2018	5,331	→
Quarter ending March 2019	5,317	→
Quarter ending June 2019	5,393	→
Quarter ending September 2019	5,356	→
Variance since September 2018	2.1%	↑



ACTIVITY



Adjusted Scheduled Activity (UDA)		
Month	2019	2020
April	516	949
May	2,035	2,244
June	3,159	2,973
July	4,686	4,513
August	5,979	5,519
September	7,160	6,467
October	8,816	
November	10,407	
December	11,593	
January	12,997	
February	14,270	
March	15,552	
April	16,075	
May	16,081	
June	16,081	

QUALITY

	Quantity	Base Number	Contract	AT	Region	England
% of FP17s for the same patient ID Re-attending within 3 months - Children	30	915	3.3%	10.0%	11.3%	11.5%
% of FP17s for the same patient ID Re-attending within 3 months - Adults	132	1,855	7.1%	13.5%	14.7%	15.4%
% of FP17s for the same patient ID Re-attending between 3 & 9 months - Children	438	915	47.9%	63.2%	60.8%	59.7%
% of FP17s for the same patient ID Re-attending between 3 & 9 months - Adults	764	1,855	41.2%	56.9%	52.8%	51.7%
% of FP17s for Band 1 Urgent Courses	158	2,590	6.1%	6.8%	8.2%	9.2%
% of FP17s Relating to Free Repair or Replacements	11	2,590	0.4%	0.7%	0.7%	0.7%
% of FP17s Relating to Continuations	24	2,590	0.9%	1.0%	0.8%	0.8%
% of Patients satisfied with the dentistry they have received	1	1	N/A	91.9%	93.2%	93.5%
% of Patients satisfied with the time they had to wait for an appointment	0	1	N/A	86.7%	88.5%	87.4%

* This is based on patients treated on this contract for their most recent course of treatment. Figures in italics indicate the base number of FP17s or Patient Questionnaire responses are less than 100. N/A is shown where the base number of responses is less than 10 during the period. % is calculated as Quantity/Base number*100

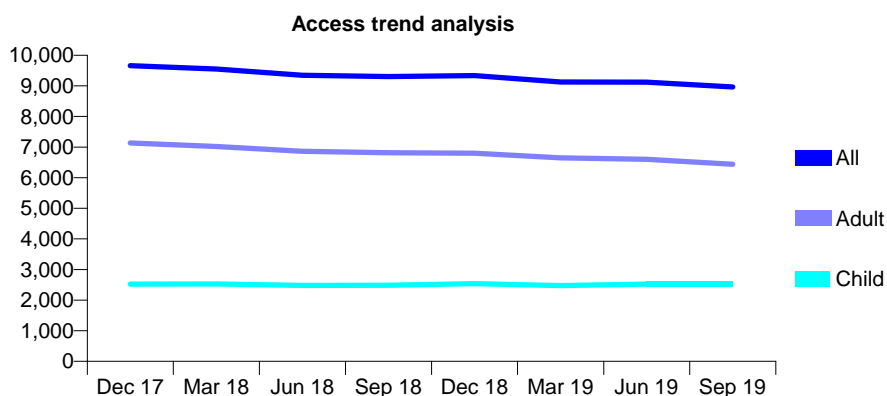
Q55 - Vital Signs At a Glance Contract Report for 101370/0080 - September 2019

Name or company name	Petrie Tucker & Partners Ltd
Contract type name	GDS Contract
Purpose of contract	General
Contract start date	01/04/2006
Contract end date	

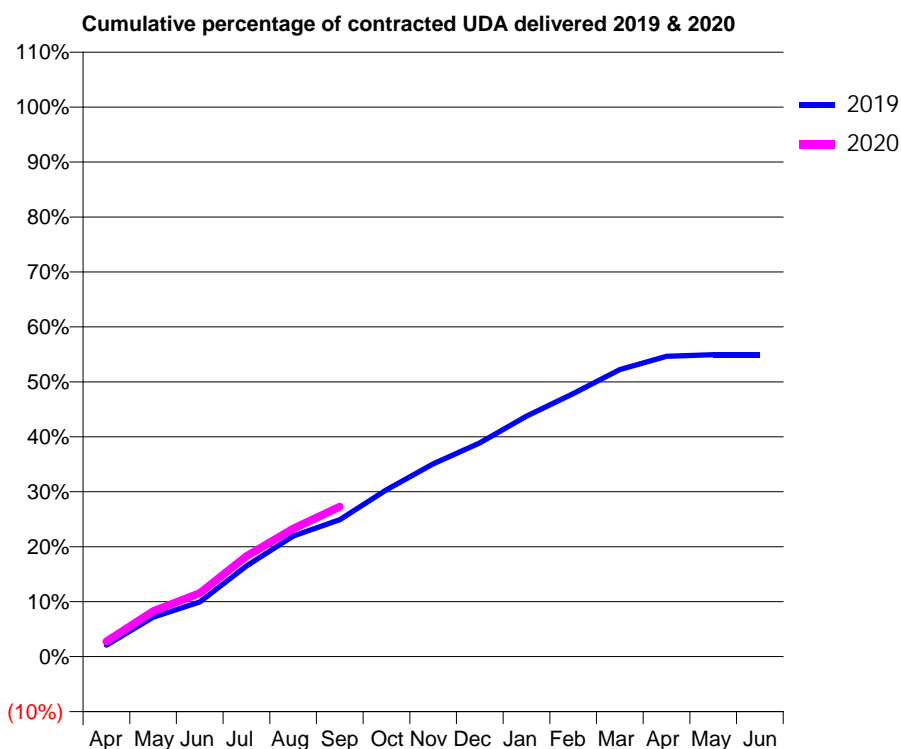
19/20 Contracted general activity (UDA)	52,053
Carry forward general activity (UDA)	0
19/20 Contracted orthodontic activity (UOA)	0
Carry forward orthodontic activity (UOA)	0
Baseline contract value	£1,358,161.71

ACCESS*

Patients seen in 24 months	Total	Change since previous quarter
Quarter ending September 2018	9,305	
Quarter ending December 2018	9,335	→
Quarter ending March 2019	9,125	↓
Quarter ending June 2019	9,121	→
Quarter ending September 2019	8,964	↓
Variance since September 2018	(3.7%)	↓



ACTIVITY



Month	Adjusted Scheduled Activity (UDA)	
	2019	2020
April	1,087	1,437
May	3,728	4,304
June	5,191	6,016
July	8,599	9,517
August	11,425	12,115
September	12,964	14,201
October	15,804	
November	18,260	
December	20,238	
January	22,783	
February	24,920	
March	27,184	
April	28,453	
May	28,597	
June	28,605	

QUALITY

	Quantity	Base Number	Contract	AT	Region	England
% of FP17s for the same patient ID Re-attending within 3 months - Children	117	1,453	8.1%	10.0%	11.3%	11.5%
% of FP17s for the same patient ID Re-attending within 3 months - Adults	639	3,410	18.7%	13.5%	14.7%	15.4%
% of FP17s for the same patient ID Re-attending between 3 & 9 months - Children	529	1,453	36.4%	63.2%	60.8%	59.7%
% of FP17s for the same patient ID Re-attending between 3 & 9 months - Adults	1,142	3,410	33.5%	56.9%	52.8%	51.7%
% of FP17s for Band 1 Urgent Courses	403	4,399	9.2%	6.8%	8.2%	9.2%
% of FP17s Relating to Free Repair or Replacements	20	4,399	0.5%	0.7%	0.7%	0.7%
% of FP17s Relating to Continuations	104	4,399	2.4%	1.0%	0.8%	0.8%
% of Patients satisfied with the dentistry they have received	1	1	N/A	91.9%	93.2%	93.5%
% of Patients satisfied with the time they had to wait for an appointment	0	1	N/A	86.7%	88.5%	87.4%

* This is based on patients treated on this contract for their most recent course of treatment. Figures in italics indicate the base number of FP17s or Patient Questionnaire responses are less than 100. N/A is shown where the base number of responses is less than 10 during the period. % is calculated as Quantity/Base number*100

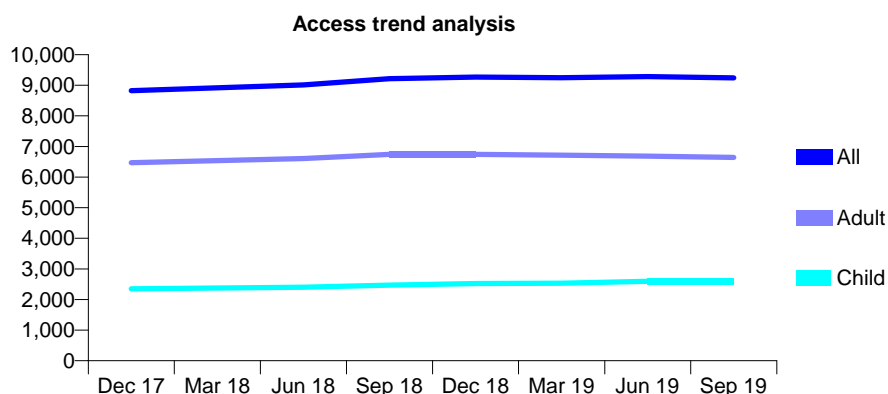
Q55 - Vital Signs At a Glance Contract Report for 101370/0091 - September 2019

Name or company name	Petrie Tucker & Partners Ltd
Contract type name	GDS Contract
Purpose of contract	General
Contract start date	01/04/2007
Contract end date	

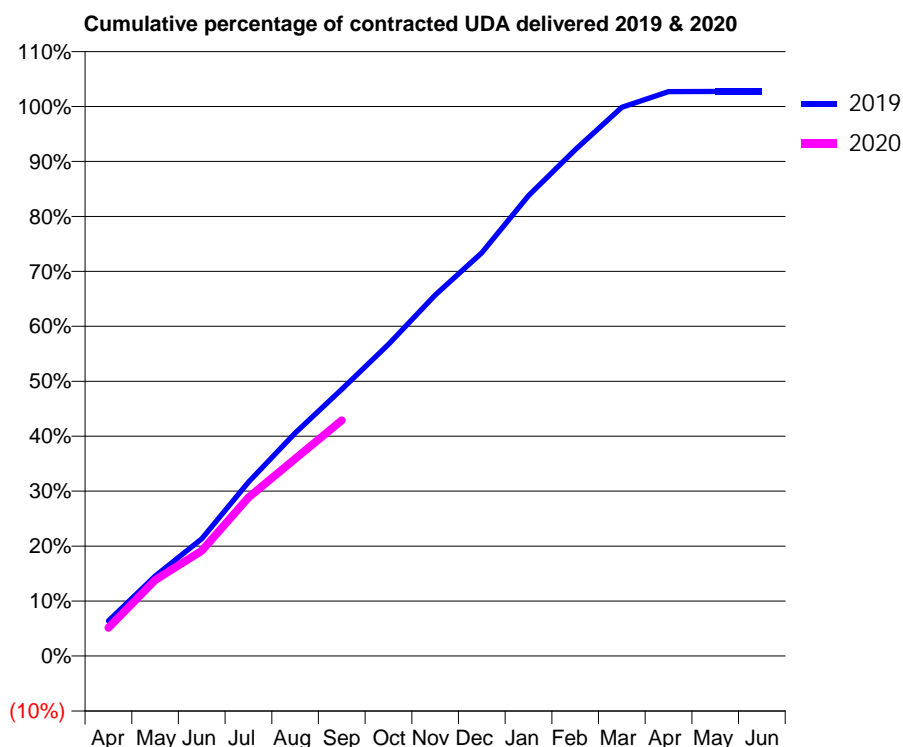
19/20 Contracted general activity (UDA)	27,705
Carry forward general activity (UDA)	0
19/20 Contracted orthodontic activity (UOA)	0
Carry forward orthodontic activity (UOA)	0
Baseline contract value	£815,556.89

ACCESS*

Patients seen in 24 months	Total	Change since previous quarter
Quarter ending September 2018	9,214	
Quarter ending December 2018	9,270	→
Quarter ending March 2019	9,250	→
Quarter ending June 2019	9,282	→
Quarter ending September 2019	9,238	→
Variance since September 2018	0.3%	→



ACTIVITY



Month	Adjusted Scheduled Activity (UDA)	
	2019	2020
April	1,775	1,431
May	4,029	3,831
June	5,914	5,310
July	8,771	7,993
August	11,247	9,944
September	13,444	11,882
October	15,716	
November	18,197	
December	20,325	
January	23,214	
February	25,527	
March	27,665	
April	28,459	
May	28,461	
June	28,461	

QUALITY

	Quantity	Base Number	Contract	AT	Region	England
% of FP17s for the same patient ID Re-attending within 3 months - Children	65	1,783	3.6%	10.0%	11.3%	11.5%
% of FP17s for the same patient ID Re-attending within 3 months - Adults	354	4,081	8.7%	13.5%	14.7%	15.4%
% of FP17s for the same patient ID Re-attending between 3 & 9 months - Children	937	1,783	52.6%	63.2%	60.8%	59.7%
% of FP17s for the same patient ID Re-attending between 3 & 9 months - Adults	2,154	4,081	52.8%	56.9%	52.8%	51.7%
% of FP17s for Band 1 Urgent Courses	223	5,538	4.0%	6.8%	8.2%	9.2%
% of FP17s Relating to Free Repair or Replacements	15	5,538	0.3%	0.7%	0.7%	0.7%
% of FP17s Relating to Continuations	55	5,538	1.0%	1.0%	0.8%	0.8%
% of Patients satisfied with the dentistry they have received	2	2	N/A	91.9%	93.2%	93.5%
% of Patients satisfied with the time they had to wait for an appointment	2	2	N/A	86.7%	88.5%	87.4%

* This is based on patients treated on this contract for their most recent course of treatment. Figures in italics indicate the base number of FP17s or Patient Questionnaire responses are less than 100. N/A is shown where the base number of responses is less than 10 during the period. % is calculated as Quantity/Base number*100

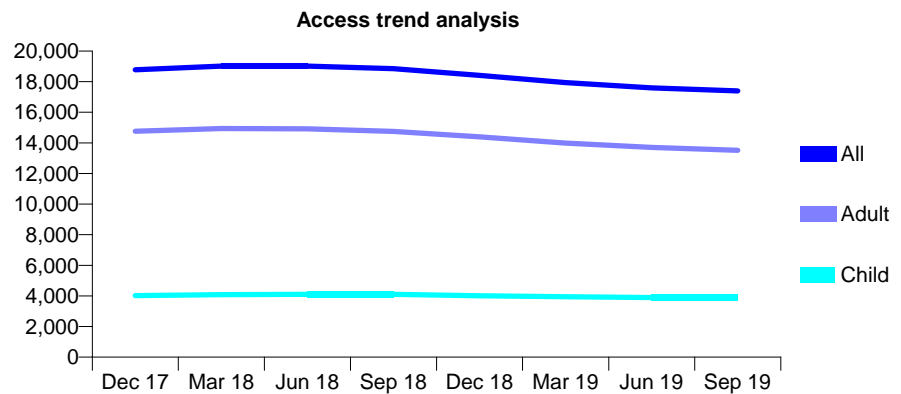
Q55 - Vital Signs At a Glance Contract Report for 101435/0064 - September 2019

Name or company name	IDH Limited
Contract type name	GDS Contract
Purpose of contract	General and Orthodontic
Contract start date	21/07/2007
Contract end date	

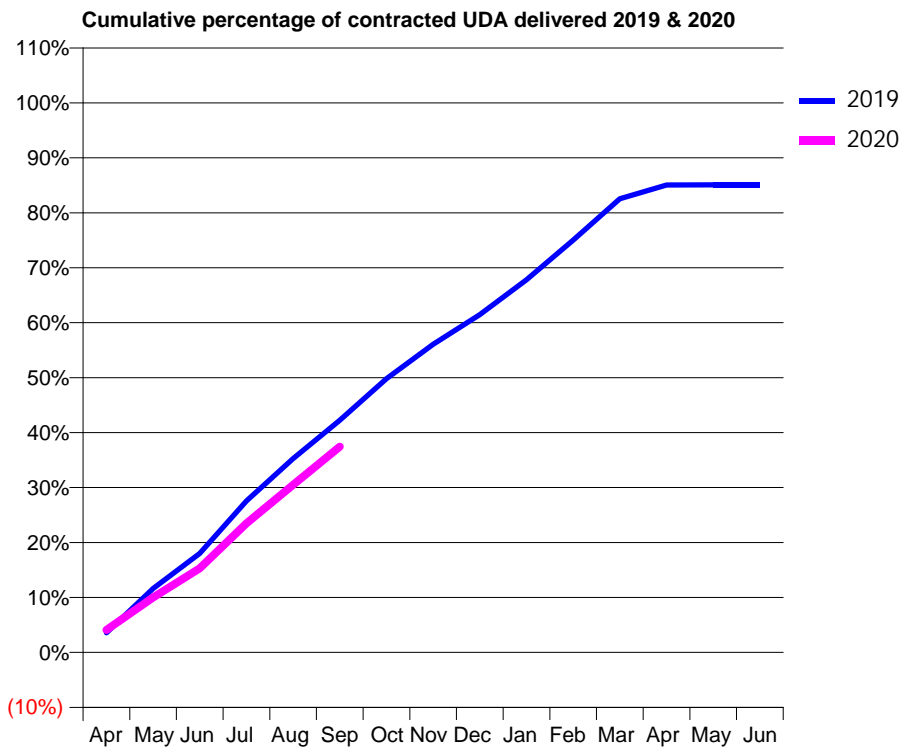
19/20 Contracted general activity (UDA)	49,253
Carry forward general activity (UDA)	0
19/20 Contracted orthodontic activity (UOA)	1,392
Carry forward orthodontic activity (UOA)	0
Baseline contract value	£1,137,190.92

ACCESS*

Patients seen in 24 months	Total	Change since previous quarter
Quarter ending September 2018	18,848	
Quarter ending December 2018	18,411	↓
Quarter ending March 2019	17,940	↓
Quarter ending June 2019	17,603	↓
Quarter ending September 2019	17,397	↓
Variance since September 2018	(7.7%)	↓



ACTIVITY



Month	2019	2020
April	1,758	2,019
May	5,730	4,932
June	8,875	7,535
July	13,570	11,574
August	17,387	15,030
September	20,799	18,431
October	24,534	
November	27,619	
December	30,270	
January	33,398	
February	36,965	
March	40,659	
April	41,890	
May	41,894	
June	41,894	

QUALITY

	Quantity	Base Number	Contract	AT	Region	England
% of FP17s for the same patient ID Re-attending within 3 months - Children	186	2,856	6.5%	10.0%	11.3%	11.5%
% of FP17s for the same patient ID Re-attending within 3 months - Adults	852	8,370	10.2%	13.5%	14.7%	15.4%
% of FP17s for the same patient ID Re-attending between 3 & 9 months - Children	1,784	2,856	62.5%	63.2%	60.8%	59.7%
% of FP17s for the same patient ID Re-attending between 3 & 9 months - Adults	3,759	8,370	44.9%	56.9%	52.8%	51.7%
% of FP17s for Band 1 Urgent Courses	697	10,515	6.6%	6.8%	8.2%	9.2%
% of FP17s Relating to Free Repair or Replacements	78	10,515	0.7%	0.7%	0.7%	0.7%
% of FP17s Relating to Continuations	118	10,515	1.1%	1.0%	0.8%	0.8%
% of Patients satisfied with the dentistry they have received	3	3	N/A	91.9%	93.2%	93.5%
% of Patients satisfied with the time they had to wait for an appointment	3	3	N/A	86.7%	88.5%	87.4%

* This is based on patients treated on this contract for their most recent course of treatment. Figures in italics indicate the base number of FP17s or Patient Questionnaire responses are less than 100. N/A is shown where the base number of responses is less than 10 during the period. % is calculated as Quantity/Base number*100

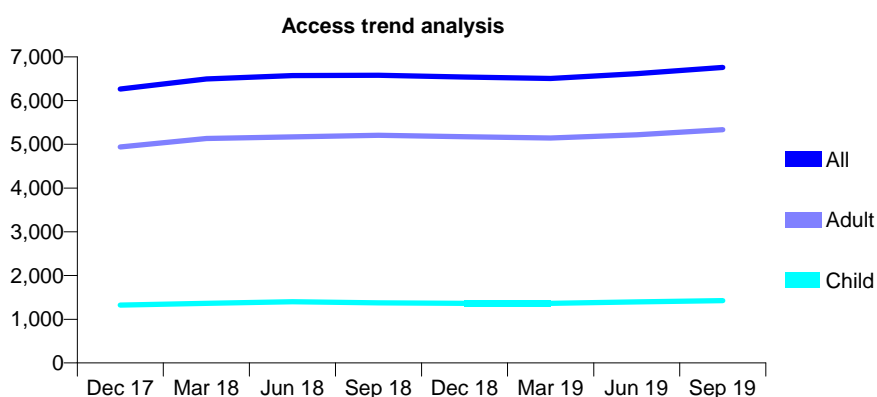
Q55 - Vital Signs At a Glance Contract Report for 103667/0001 - September 2019

Name or company name	White House Dental Care Limited
Contract type name	GDS Contract
Purpose of contract	General
Contract start date	01/05/2010
Contract end date	

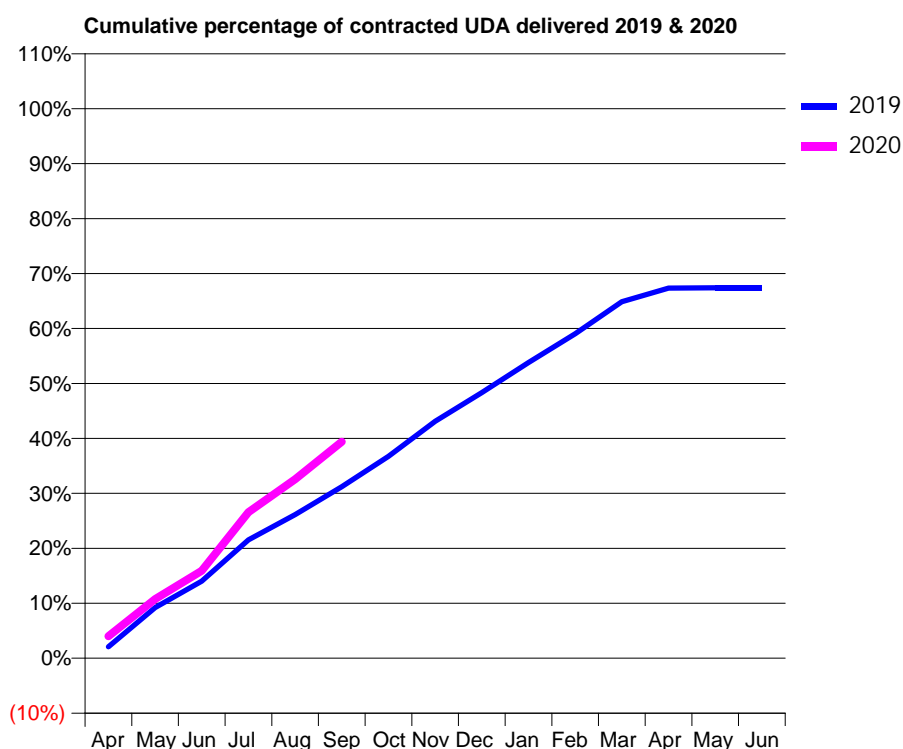
19/20 Contracted general activity (UDA)	29,000
Carry forward general activity (UDA)	0
19/20 Contracted orthodontic activity (UOA)	0
Carry forward orthodontic activity (UOA)	0
Baseline contract value	£702,884.65

ACCESS*

Patients seen in 24 months	Total	Change since previous quarter
Quarter ending September 2018	6,579	
Quarter ending December 2018	6,537	→
Quarter ending March 2019	6,508	→
Quarter ending June 2019	6,613	→
Quarter ending September 2019	6,759	↑
Variance since September 2018	2.7%	↑



ACTIVITY



Month	2019	2020
April	606	1,168
May	2,670	3,121
June	4,067	4,621
July	6,247	7,709
August	7,583	9,446
September	9,056	11,424
October	10,660	
November	12,502	
December	14,013	
January	15,602	
February	17,125	
March	18,817	
April	19,533	
May	19,549	
June	19,549	

QUALITY

	Quantity	Base Number	Contract	AT	Region	England
% of FP17s for the same patient ID Re-attending within 3 months - Children	60	971	6.2%	10.0%	11.3%	11.5%
% of FP17s for the same patient ID Re-attending within 3 months - Adults	288	3,570	8.1%	13.5%	14.7%	15.4%
% of FP17s for the same patient ID Re-attending between 3 & 9 months - Children	486	971	50.1%	63.2%	60.8%	59.7%
% of FP17s for the same patient ID Re-attending between 3 & 9 months - Adults	1,911	3,570	53.5%	56.9%	52.8%	51.7%
% of FP17s for Band 1 Urgent Courses	156	4,254	3.7%	6.8%	8.2%	9.2%
% of FP17s Relating to Free Repair or Replacements	41	4,254	1.0%	0.7%	0.7%	0.7%
% of FP17s Relating to Continuations	40	4,254	0.9%	1.0%	0.8%	0.8%
% of Patients satisfied with the dentistry they have received	4	4	N/A	91.9%	93.2%	93.5%
% of Patients satisfied with the time they had to wait for an appointment	4	4	N/A	86.7%	88.5%	87.4%

* This is based on patients treated on this contract for their most recent course of treatment.

Figures in italics indicate the base number of FP17s or Patient Questionnaire responses are less than 100. N/A is shown where the base number of responses is less than 10 during the period. % is calculated as Quantity/Base number*100

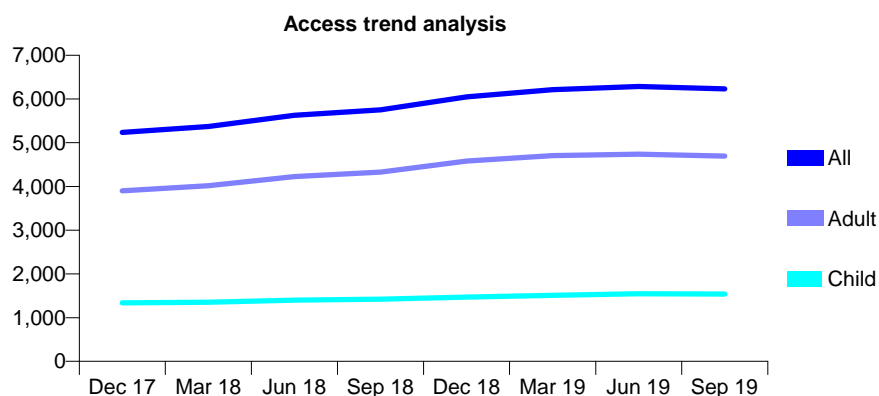
Q55 - Vital Signs At a Glance Contract Report for 104167/0001 - September 2019

Name or company name	TSA Care Limited
Contract type name	GDS Contract
Purpose of contract	General
Contract start date	01/08/2010
Contract end date	

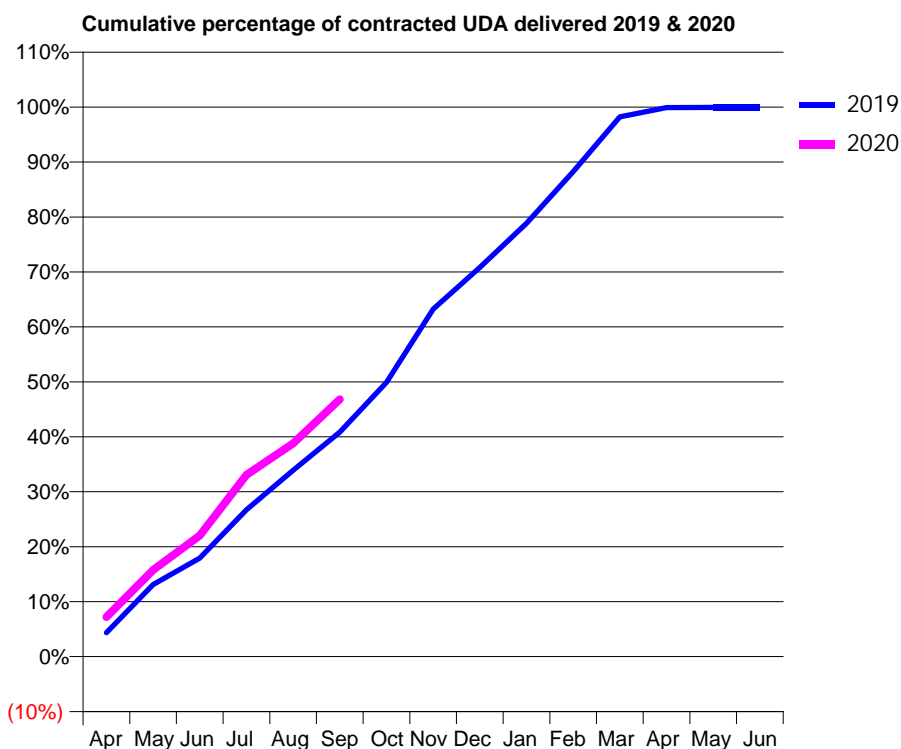
19/20 Contracted general activity (UDA)	15,453
Carry forward general activity (UDA)	0
19/20 Contracted orthodontic activity (UOA)	0
Carry forward orthodontic activity (UOA)	0
Baseline contract value	£409,030.38

ACCESS*

Patients seen in 24 months	Total	Change since previous quarter
Quarter ending September 2018	5,752	
Quarter ending December 2018	6,049	↑
Quarter ending March 2019	6,214	↑
Quarter ending June 2019	6,287	→
Quarter ending September 2019	6,233	→
Variance since September 2018	8.4%	↑



ACTIVITY



Month	Adjusted Scheduled Activity (UDA)	
	2019	2020
April	674	1,115
May	2,025	2,435
June	2,769	3,404
July	4,131	5,108
August	5,241	5,997
September	6,313	7,236
October	7,713	
November	9,769	
December	10,941	
January	12,185	
February	13,636	
March	15,179	
April	15,438	
May	15,441	
June	15,441	

QUALITY

	Quantity	Base Number	Contract	AT	Region	England
% of FP17s for the same patient ID Re-attending within 3 months - Children	70	1,180	5.9%	10.0%	11.3%	11.5%
% of FP17s for the same patient ID Re-attending within 3 months - Adults	308	3,287	9.4%	13.5%	14.7%	15.4%
% of FP17s for the same patient ID Re-attending between 3 & 9 months - Children	825	1,180	69.9%	63.2%	60.8%	59.7%
% of FP17s for the same patient ID Re-attending between 3 & 9 months - Adults	2,358	3,287	71.7%	56.9%	52.8%	51.7%
% of FP17s for Band 1 Urgent Courses	129	4,304	3.0%	6.8%	8.2%	9.2%
% of FP17s Relating to Free Repair or Replacements	35	4,304	0.8%	0.7%	0.7%	0.7%
% of FP17s Relating to Continuations	40	4,304	0.9%	1.0%	0.8%	0.8%
% of Patients satisfied with the dentistry they have received	4	4	N/A	91.9%	93.2%	93.5%
% of Patients satisfied with the time they had to wait for an appointment	4	4	N/A	86.7%	88.5%	87.4%

* This is based on patients treated on this contract for their most recent course of treatment. Figures in italics indicate the base number of FP17s or Patient Questionnaire responses are less than 100. N/A is shown where the base number of responses is less than 10 during the period. % is calculated as Quantity/Base number*100

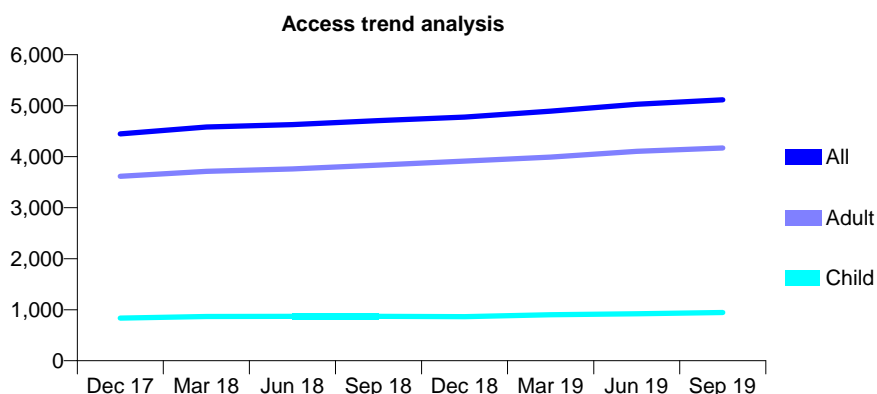
Q55 - Vital Signs At a Glance Contract Report for 104426/0001 - September 2019

Name or company name	Parklands Dental Care
Contract type name	GDS Contract
Purpose of contract	General
Contract start date	01/04/2006
Contract end date	

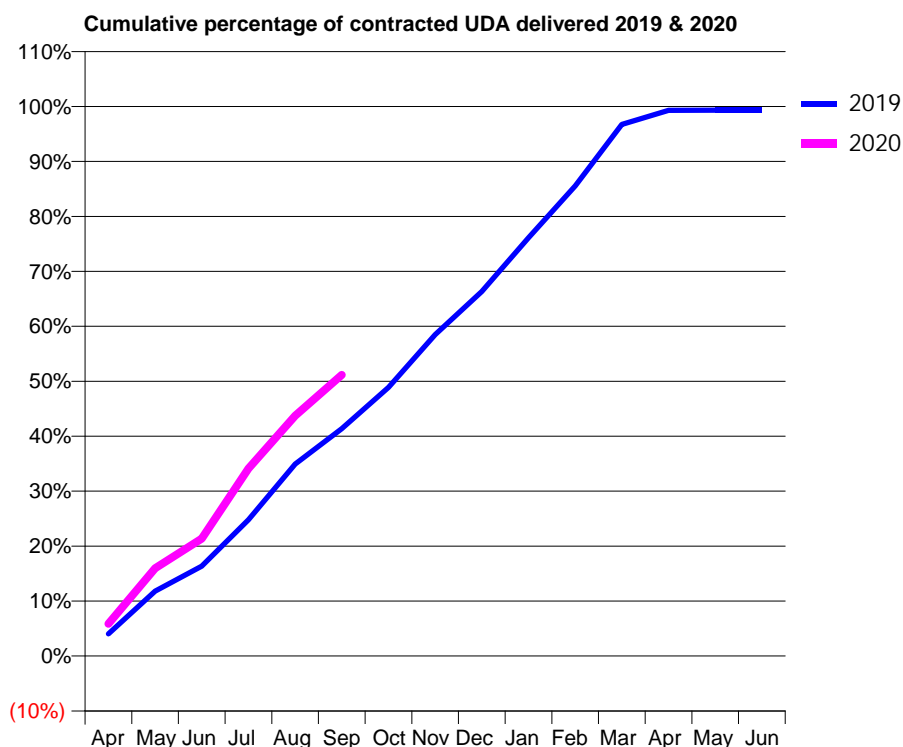
19/20 Contracted general activity (UDA)	13,579
Carry forward general activity (UDA)	0
19/20 Contracted orthodontic activity (UOA)	0
Carry forward orthodontic activity (UOA)	0
Baseline contract value	£333,122.34

ACCESS*

Patients seen in 24 months	Total	Change since previous quarter
Quarter ending September 2018	4,708	
Quarter ending December 2018	4,776	→
Quarter ending March 2019	4,893	↑
Quarter ending June 2019	5,027	↑
Quarter ending September 2019	5,115	→
Variance since September 2018	8.6%	↑



ACTIVITY



Month	Adjusted Scheduled Activity (UDA)	
	2019	2020
April	547	800
May	1,602	2,171
June	2,220	2,902
July	3,369	4,631
August	4,742	5,939
September	5,615	6,945
October	6,640	
November	7,944	
December	9,009	
January	10,337	
February	11,619	
March	13,137	
April	13,482	
May	13,484	
June	13,484	

QUALITY

	Quantity	Base Number	Contract	AT	Region	England
% of FP17s for the same patient ID Re-attending within 3 months - Children	73	765	9.5%	10.0%	11.3%	11.5%
% of FP17s for the same patient ID Re-attending within 3 months - Adults	457	3,066	14.9%	13.5%	14.7%	15.4%
% of FP17s for the same patient ID Re-attending between 3 & 9 months - Children	469	765	61.3%	63.2%	60.8%	59.7%
% of FP17s for the same patient ID Re-attending between 3 & 9 months - Adults	1,624	3,066	53.0%	56.9%	52.8%	51.7%
% of FP17s for Band 1 Urgent Courses	407	3,676	11.1%	6.8%	8.2%	9.2%
% of FP17s Relating to Free Repair or Replacements	20	3,676	0.5%	0.7%	0.7%	0.7%
% of FP17s Relating to Continuations	15	3,676	0.4%	1.0%	0.8%	0.8%
% of Patients satisfied with the dentistry they have received	2	2	N/A	91.9%	93.2%	93.5%
% of Patients satisfied with the time they had to wait for an appointment	2	2	N/A	86.7%	88.5%	87.4%

* This is based on patients treated on this contract for their most recent course of treatment. Figures in italics indicate the base number of FP17s or Patient Questionnaire responses are less than 100. N/A is shown where the base number of responses is less than 10 during the period. % is calculated as Quantity/Base number*100

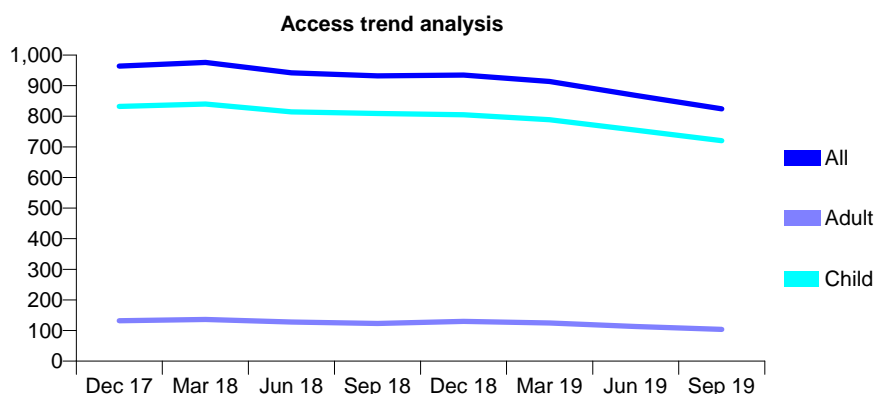
Q55 - Vital Signs At a Glance Contract Report for 104736/0001 - September 2019

Name or company name	Compton Acres Dental Practice LTD
Contract type name	GDS Contract
Purpose of contract	General
Contract start date	01/07/2009
Contract end date	

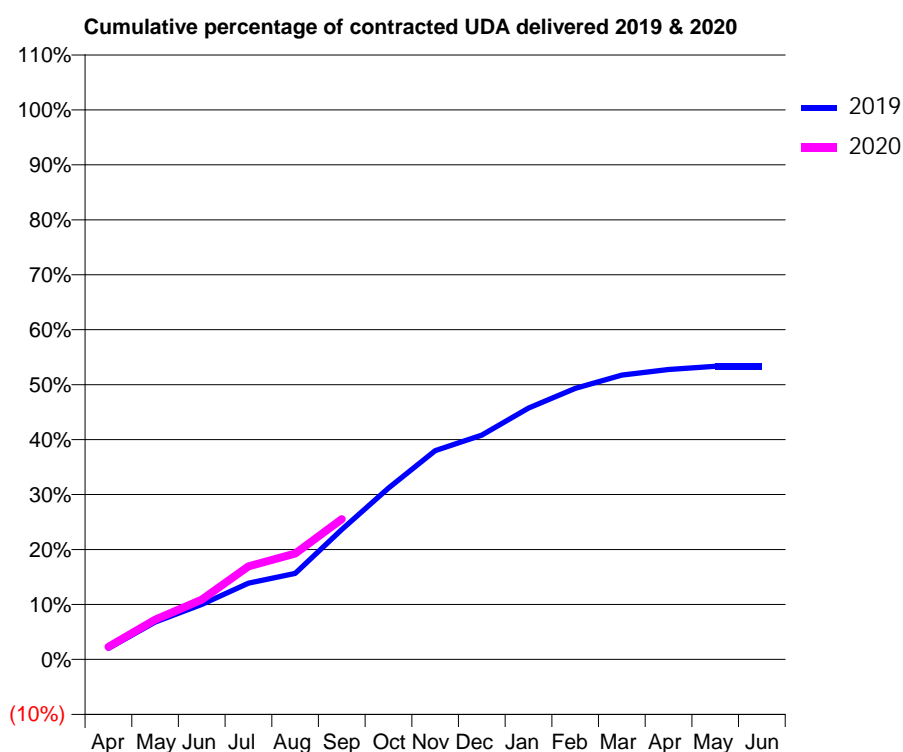
19/20 Contracted general activity (UDA)	2,182
Carry forward general activity (UDA)	0
19/20 Contracted orthodontic activity (UOA)	0
Carry forward orthodontic activity (UOA)	0
Baseline contract value	£53,635.71

ACCESS*

Patients seen in 24 months	Total	Change since previous quarter
Quarter ending September 2018	932	
Quarter ending December 2018	935	→
Quarter ending March 2019	914	↓
Quarter ending June 2019	868	↓
Quarter ending September 2019	824	↓
Variance since September 2018	(11.6%)	↓



ACTIVITY



Month	2019	2020
April	44	50
May	148	158
June	218	237
July	303	370
August	342	421
September	515	557
October	680	
November	829	
December	890	
January	998	
February	1,076	
March	1,129	
April	1,151	
May	1,164	
June	1,164	

QUALITY

	Quantity	Base Number	Contract	AT	Region	England
% of FP17s for the same patient ID Re-attending within 3 months - Children	21	464	4.5%	10.0%	11.3%	11.5%
% of FP17s for the same patient ID Re-attending within 3 months - Adults	1	24	4.2%	13.5%	14.7%	15.4%
% of FP17s for the same patient ID Re-attending between 3 & 9 months - Children	271	464	58.4%	63.2%	60.8%	59.7%
% of FP17s for the same patient ID Re-attending between 3 & 9 months - Adults	16	24	66.7%	56.9%	52.8%	51.7%
% of FP17s for Band 1 Urgent Courses	8	441	1.8%	6.8%	8.2%	9.2%
% of FP17s Relating to Free Repair or Replacements	0	441	0.0%	0.7%	0.7%	0.7%
% of FP17s Relating to Continuations	0	441	0.0%	1.0%	0.8%	0.8%
% of Patients satisfied with the dentistry they have received	1	1	N/A	91.9%	93.2%	93.5%
% of Patients satisfied with the time they had to wait for an appointment	1	1	N/A	86.7%	88.5%	87.4%

* This is based on patients treated on this contract for their most recent course of treatment. Figures in italics indicate the base number of FP17s or Patient Questionnaire responses are less than 100. N/A is shown where the base number of responses is less than 10 during the period. % is calculated as Quantity/Base number*100

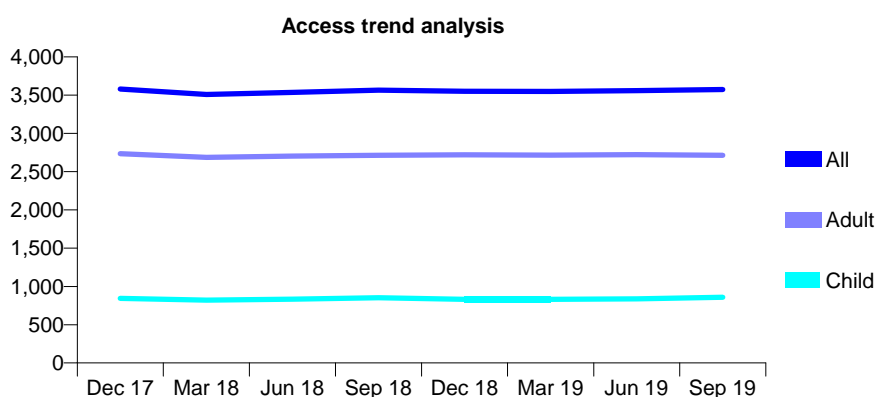
Q55 - Vital Signs At a Glance Contract Report for 105740/0001 - September 2019

Name or company name	Mr JE Rowson & Mr I McVicar
Contract type name	GDS Contract
Purpose of contract	General
Contract start date	01/04/2006
Contract end date	

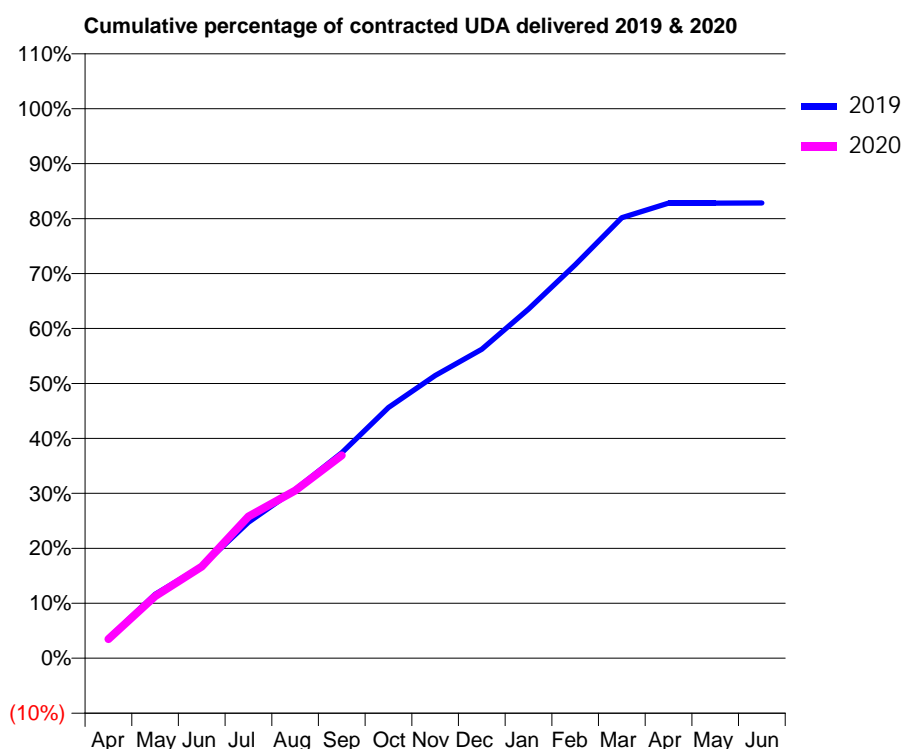
19/20 Contracted general activity (UDA)	12,629
Carry forward general activity (UDA)	0
19/20 Contracted orthodontic activity (UOA)	0
Carry forward orthodontic activity (UOA)	0
Baseline contract value	£303,861.41

ACCESS*

Patients seen in 24 months	Total	Change since previous quarter
Quarter ending September 2018	3,565	
Quarter ending December 2018	3,550	→
Quarter ending March 2019	3,548	→
Quarter ending June 2019	3,559	→
Quarter ending September 2019	3,573	→
Variance since September 2018	0.2%	→



ACTIVITY



Month	2019	2020
April	459	441
May	1,469	1,427
June	2,114	2,106
July	3,124	3,257
August	3,874	3,854
September	4,722	4,664
October	5,762	
November	6,500	
December	7,100	
January	8,025	
February	9,042	
March	10,124	
April	10,459	
May	10,459	
June	10,460	

QUALITY

	Quantity	Base Number	Contract	AT	Region	England
% of FP17s for the same patient ID Re-attending within 3 months - Children	38	621	6.1%	10.0%	11.3%	11.5%
% of FP17s for the same patient ID Re-attending within 3 months - Adults	399	2,361	16.9%	13.5%	14.7%	15.4%
% of FP17s for the same patient ID Re-attending between 3 & 9 months - Children	371	621	59.7%	63.2%	60.8%	59.7%
% of FP17s for the same patient ID Re-attending between 3 & 9 months - Adults	1,497	2,361	63.4%	56.9%	52.8%	51.7%
% of FP17s for Band 1 Urgent Courses	211	2,791	7.6%	6.8%	8.2%	9.2%
% of FP17s Relating to Free Repair or Replacements	48	2,791	1.7%	0.7%	0.7%	0.7%
% of FP17s Relating to Continuations	37	2,791	1.3%	1.0%	0.8%	0.8%
% of Patients satisfied with the dentistry they have received	1	1	N/A	91.9%	93.2%	93.5%
% of Patients satisfied with the time they had to wait for an appointment	0	1	N/A	86.7%	88.5%	87.4%

* This is based on patients treated on this contract for their most recent course of treatment.

Figures in italics indicate the base number of FP17s or Patient Questionnaire responses are less than 100. N/A is shown where the base number of responses is less than 10 during the period. % is calculated as Quantity/Base number*100

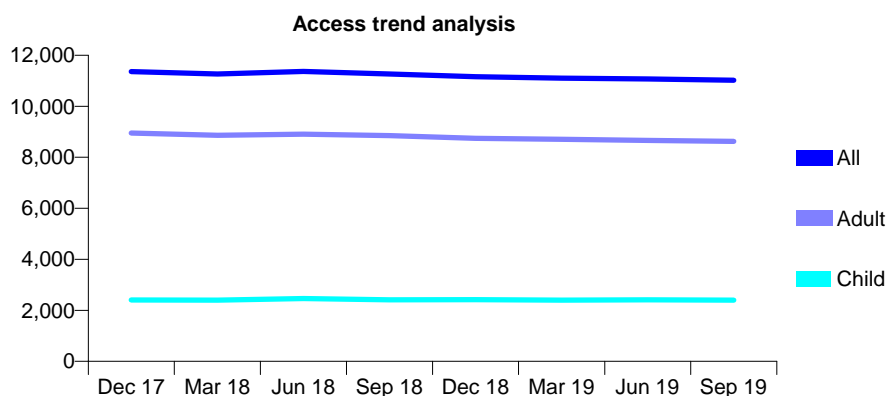
Q55 - Vital Signs At a Glance Contract Report for 106992/0001 - September 2019

Name or company name	The Plains' Dental Practice Limited
Contract type name	GDS Contract
Purpose of contract	General
Contract start date	01/04/2008
Contract end date	

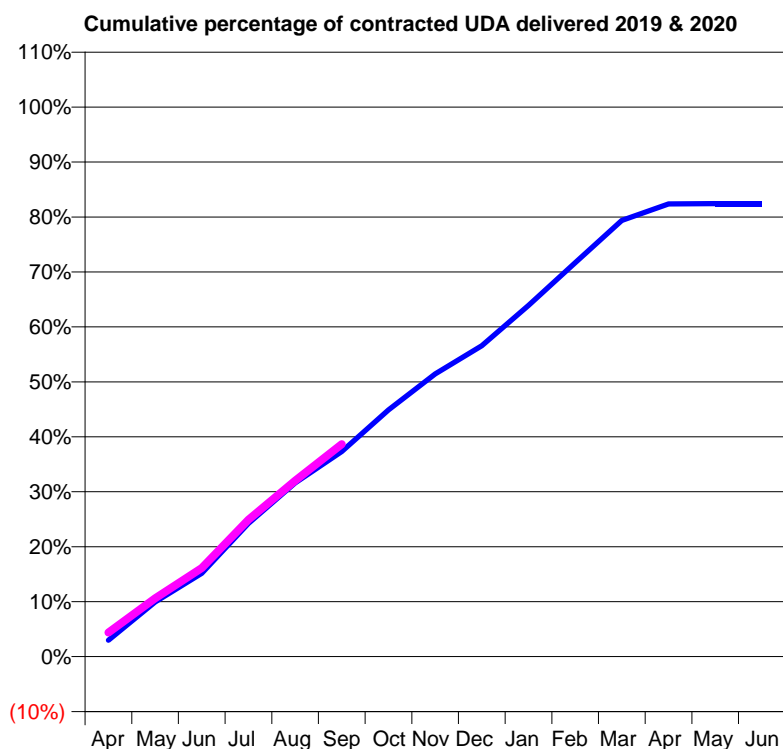
19/20 Contracted general activity (UDA)	36,931
Carry forward general activity (UDA)	0
19/20 Contracted orthodontic activity (UOA)	0
Carry forward orthodontic activity (UOA)	0
Baseline contract value	£1,056,115.37

ACCESS*

Patients seen in 24 months	Total	Change since previous quarter
Quarter ending September 2018	11,267	
Quarter ending December 2018	11,163	→
Quarter ending March 2019	11,104	→
Quarter ending June 2019	11,072	→
Quarter ending September 2019	11,022	→
Variance since September 2018	(2.2%)	↓



ACTIVITY



Month	Adjusted Scheduled Activity (UDA)	
	2019	2020
April	1,111	1,615
May	3,681	3,918
June	5,599	5,958
July	8,961	9,202
August	11,676	11,825
September	13,791	14,284
October	16,589	
November	18,998	
December	20,899	
January	23,599	
February	26,469	
March	29,311	
April	30,426	
May	30,440	
June	30,440	

QUALITY

	Quantity	Base Number	Contract	AT	Region	England
% of FP17s for the same patient ID Re-attending within 3 months - Children	117	1,694	6.9%	10.0%	11.3%	11.5%
% of FP17s for the same patient ID Re-attending within 3 months - Adults	856	6,140	13.9%	13.5%	14.7%	15.4%
% of FP17s for the same patient ID Re-attending between 3 & 9 months - Children	1,058	1,694	62.5%	63.2%	60.8%	59.7%
% of FP17s for the same patient ID Re-attending between 3 & 9 months - Adults	3,729	6,140	60.7%	56.9%	52.8%	51.7%
% of FP17s for Band 1 Urgent Courses	371	7,290	5.1%	6.8%	8.2%	9.2%
% of FP17s Relating to Free Repair or Replacements	69	7,290	0.9%	0.7%	0.7%	0.7%
% of FP17s Relating to Continuations	192	7,290	2.6%	1.0%	0.8%	0.8%
% of Patients satisfied with the dentistry they have received	0	0	N/A	91.9%	93.2%	93.5%
% of Patients satisfied with the time they had to wait for an appointment	0	0	N/A	86.7%	88.5%	87.4%

* This is based on patients treated on this contract for their most recent course of treatment. Figures in italics indicate the base number of FP17s or Patient Questionnaire responses are less than 100. N/A is shown where the base number of responses is less than 10 during the period. % is calculated as Quantity/Base number*100

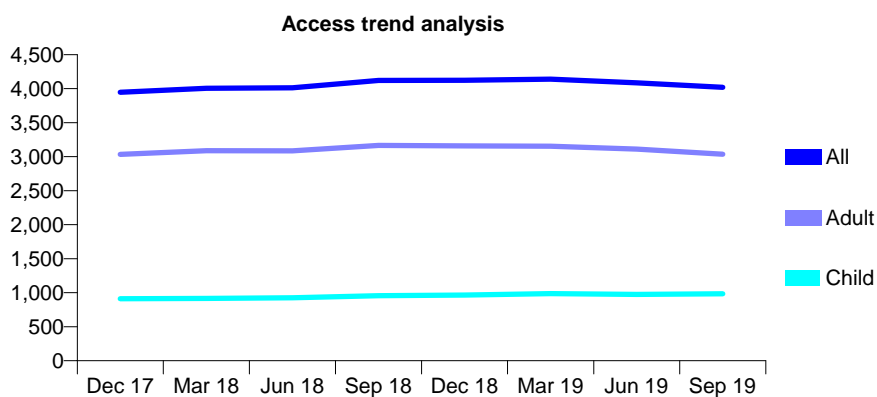
Q55 - Vital Signs At a Glance Contract Report for 110841/0001 - September 2019

Name or company name	Bamford Dental Practice
Contract type name	GDS Contract
Purpose of contract	General
Contract start date	01/04/2011
Contract end date	

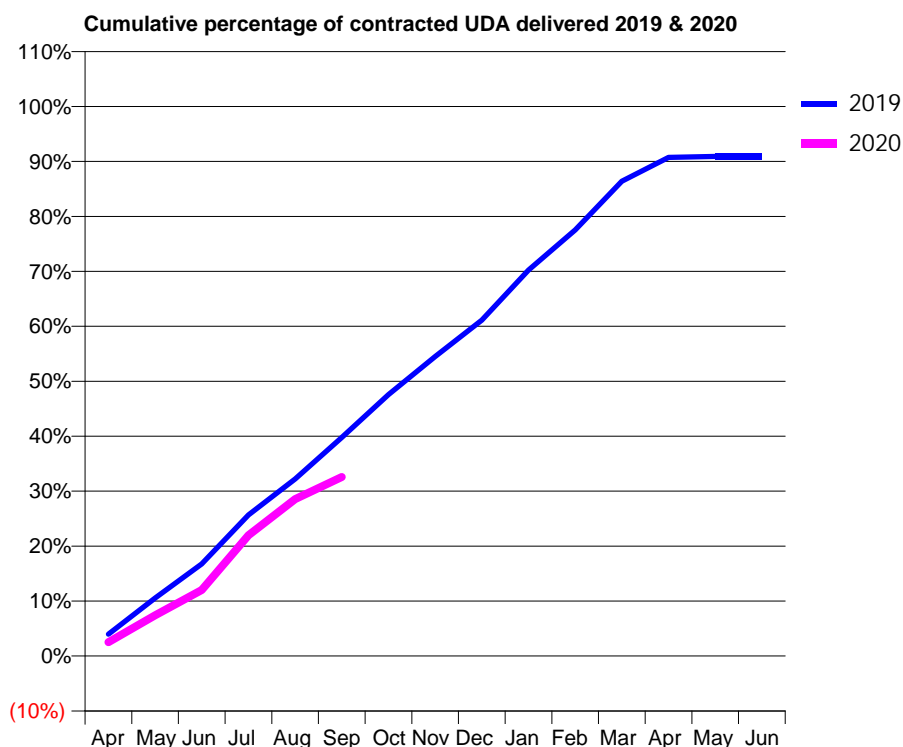
19/20 Contracted general activity (UDA)	11,928
Carry forward general activity (UDA)	0
19/20 Contracted orthodontic activity (UOA)	0
Carry forward orthodontic activity (UOA)	0
Baseline contract value	£319,015.11

ACCESS*

Patients seen in 24 months	Total	Change since previous quarter
Quarter ending September 2018	4,120	
Quarter ending December 2018	4,124	→
Quarter ending March 2019	4,141	→
Quarter ending June 2019	4,086	↓
Quarter ending September 2019	4,021	↓
Variance since September 2018	(2.4%)	↓



ACTIVITY



Month	Adjusted Scheduled Activity (UDA)	
	2019	2020
April	475	300
May	1,262	884
June	2,000	1,435
July	3,061	2,620
August	3,843	3,406
September	4,742	3,885
October	5,676	
November	6,502	
December	7,291	
January	8,374	
February	9,250	
March	10,305	
April	10,822	
May	10,846	
June	10,846	

QUALITY

	Quantity	Base Number	Contract	AT	Region	England
% of FP17s for the same patient ID Re-attending within 3 months - Children	32	611	5.2%	10.0%	11.3%	11.5%
% of FP17s for the same patient ID Re-attending within 3 months - Adults	197	1,597	12.3%	13.5%	14.7%	15.4%
% of FP17s for the same patient ID Re-attending between 3 & 9 months - Children	396	611	64.8%	63.2%	60.8%	59.7%
% of FP17s for the same patient ID Re-attending between 3 & 9 months - Adults	764	1,597	47.8%	56.9%	52.8%	51.7%
% of FP17s for Band 1 Urgent Courses	170	2,007	8.5%	6.8%	8.2%	9.2%
% of FP17s Relating to Free Repair or Replacements	23	2,007	1.1%	0.7%	0.7%	0.7%
% of FP17s Relating to Continuations	21	2,007	1.0%	1.0%	0.8%	0.8%
% of Patients satisfied with the dentistry they have received	1	1	N/A	91.9%	93.2%	93.5%
% of Patients satisfied with the time they had to wait for an appointment	1	1	N/A	86.7%	88.5%	87.4%

* This is based on patients treated on this contract for their most recent course of treatment. Figures in italics indicate the base number of FP17s or Patient Questionnaire responses are less than 100. N/A is shown where the base number of responses is less than 10 during the period. % is calculated as Quantity/Base number*100

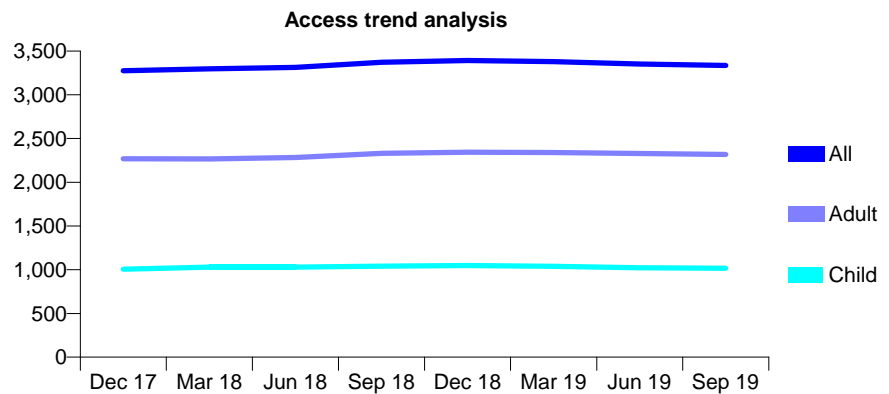
Q55 - Vital Signs At a Glance Contract Report for 113883/0001 - September 2019

Name or company name	Aesthetix Limited
Contract type name	GDS Contract
Purpose of contract	General
Contract start date	01/12/2012
Contract end date	

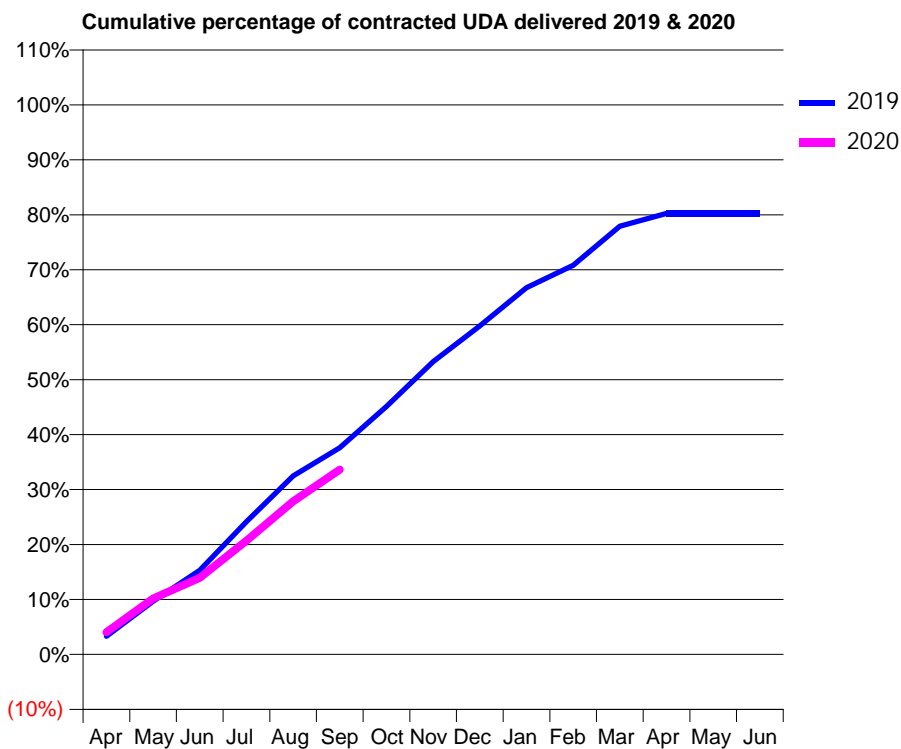
19/20 Contracted general activity (UDA)	9,555
Carry forward general activity (UDA)	0
19/20 Contracted orthodontic activity (UOA)	0
Carry forward orthodontic activity (UOA)	0
Baseline contract value	£296,044.18

ACCESS*

Patients seen in 24 months	Total	Change since previous quarter
Quarter ending September 2018	3,372	
Quarter ending December 2018	3,392	→
Quarter ending March 2019	3,379	→
Quarter ending June 2019	3,351	→
Quarter ending September 2019	3,334	→
Variance since September 2018	(1.1%)	↓



ACTIVITY



Month	Adjusted Scheduled Activity (UDA)	
	2019	2020
April	316	387
May	926	974
June	1,463	1,331
July	2,308	1,976
August	3,104	2,662
September	3,595	3,212
October	4,312	
November	5,090	
December	5,711	
January	6,379	
February	6,766	
March	7,444	
April	7,667	
May	7,666	
June	7,666	

QUALITY

	Quantity	Base Number	Contract	AT	Region	England
% of FP17s for the same patient ID Re-attending within 3 months - Children	31	726	4.3%	10.0%	11.3%	11.5%
% of FP17s for the same patient ID Re-attending within 3 months - Adults	116	1,473	7.9%	13.5%	14.7%	15.4%
% of FP17s for the same patient ID Re-attending between 3 & 9 months - Children	509	726	70.1%	63.2%	60.8%	59.7%
% of FP17s for the same patient ID Re-attending between 3 & 9 months - Adults	800	1,473	54.3%	56.9%	52.8%	51.7%
% of FP17s for Band 1 Urgent Courses	55	1,821	3.0%	6.8%	8.2%	9.2%
% of FP17s Relating to Free Repair or Replacements	14	1,821	0.8%	0.7%	0.7%	0.7%
% of FP17s Relating to Continuations	24	1,821	1.3%	1.0%	0.8%	0.8%
% of Patients satisfied with the dentistry they have received	0	0	N/A	91.9%	93.2%	93.5%
% of Patients satisfied with the time they had to wait for an appointment	0	0	N/A	86.7%	88.5%	87.4%

* This is based on patients treated on this contract for their most recent course of treatment. Figures in italics indicate the base number of FP17s or Patient Questionnaire responses are less than 100. N/A is shown where the base number of responses is less than 10 during the period. % is calculated as Quantity/Base number*100

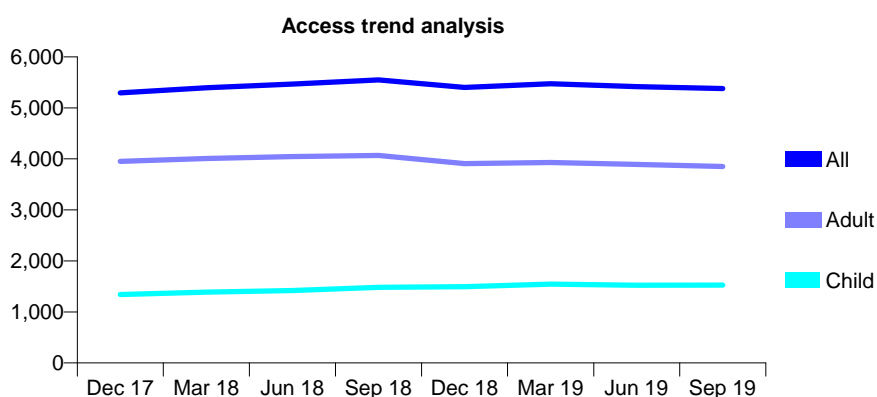
Q55 - Vital Signs At a Glance Contract Report for 115711/0001 - September 2019

Name or company name	Ishak Practices Limited
Contract type name	GDS Contract
Purpose of contract	General
Contract start date	01/04/2011
Contract end date	

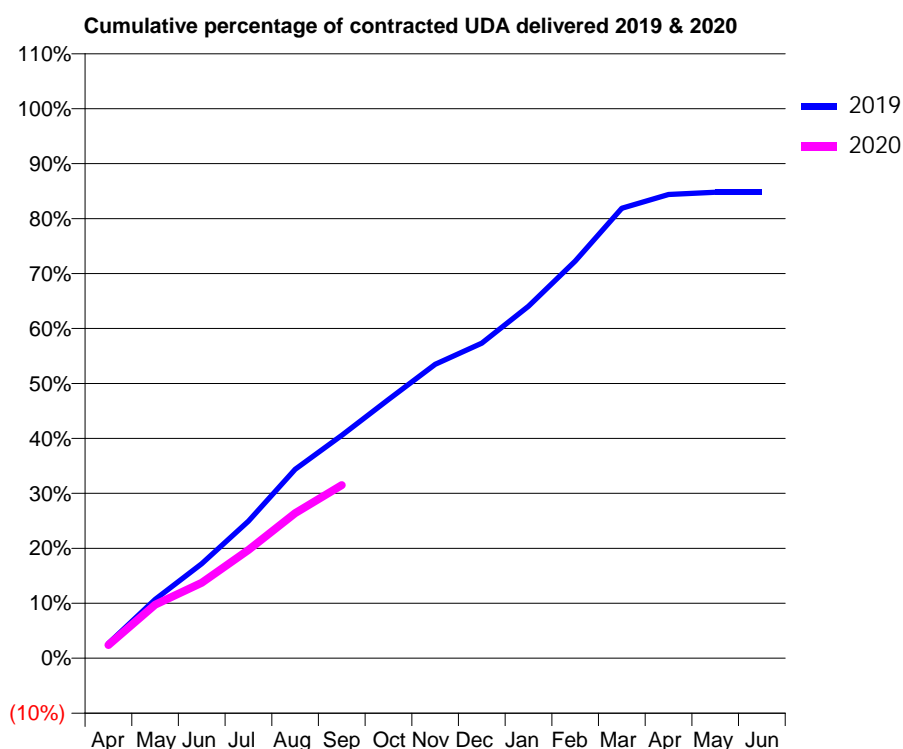
19/20 Contracted general activity (UDA)	16,922
Carry forward general activity (UDA)	0
19/20 Contracted orthodontic activity (UOA)	0
Carry forward orthodontic activity (UOA)	0
Baseline contract value	£409,934.56

ACCESS*

Patients seen in 24 months	Total	Change since previous quarter
Quarter ending September 2018	5,550	
Quarter ending December 2018	5,400	↓
Quarter ending March 2019	5,474	→
Quarter ending June 2019	5,415	↓
Quarter ending September 2019	5,379	→
Variance since September 2018	(3.1%)	↓



ACTIVITY



Month	2019	2020
April	392	409
May	1,555	1,648
June	2,492	2,323
July	3,617	3,338
August	4,984	4,467
September	5,883	5,327
October	6,826	
November	7,756	
December	8,312	
January	9,286	
February	10,480	
March	11,873	
April	12,236	
May	12,294	
June	12,294	

QUALITY

	Quantity	Base Number	Contract	AT	Region	England
% of FP17s for the same patient ID Re-attending within 3 months - Children	65	1,040	6.3%	10.0%	11.3%	11.5%
% of FP17s for the same patient ID Re-attending within 3 months - Adults	151	2,279	6.6%	13.5%	14.7%	15.4%
% of FP17s for the same patient ID Re-attending between 3 & 9 months - Children	640	1,040	61.5%	63.2%	60.8%	59.7%
% of FP17s for the same patient ID Re-attending between 3 & 9 months - Adults	1,350	2,279	59.2%	56.9%	52.8%	51.7%
% of FP17s for Band 1 Urgent Courses	0	3,125	0.0%	6.8%	8.2%	9.2%
% of FP17s Relating to Free Repair or Replacements	9	3,125	0.3%	0.7%	0.7%	0.7%
% of FP17s Relating to Continuations	55	3,125	1.8%	1.0%	0.8%	0.8%
% of Patients satisfied with the dentistry they have received	1	1	N/A	91.9%	93.2%	93.5%
% of Patients satisfied with the time they had to wait for an appointment	1	1	N/A	86.7%	88.5%	87.4%

* This is based on patients treated on this contract for their most recent course of treatment.

Figures in italics indicate the base number of FP17s or Patient Questionnaire responses are less than 100. N/A is shown where the base number of responses is less than 10 during the period. % is calculated as Quantity/Base number*100

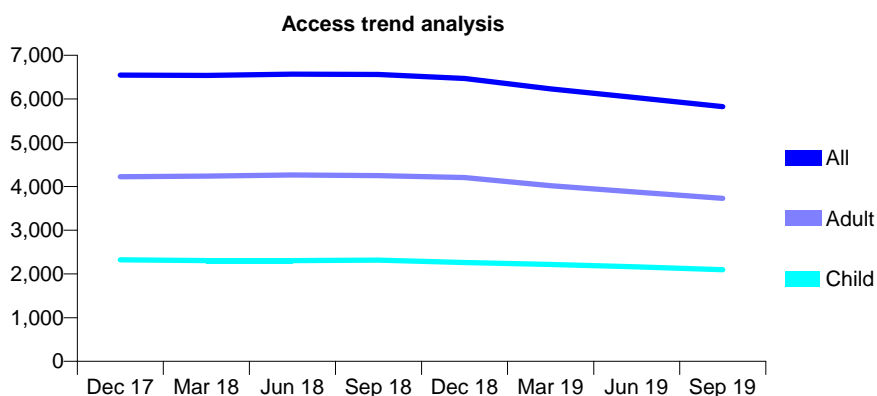
Q55 - Vital Signs At a Glance Contract Report for 116114/0001 - September 2019

Name or company name	Rise Park Dental Practice Limited
Contract type name	GDS Contract
Purpose of contract	General
Contract start date	01/04/2010
Contract end date	

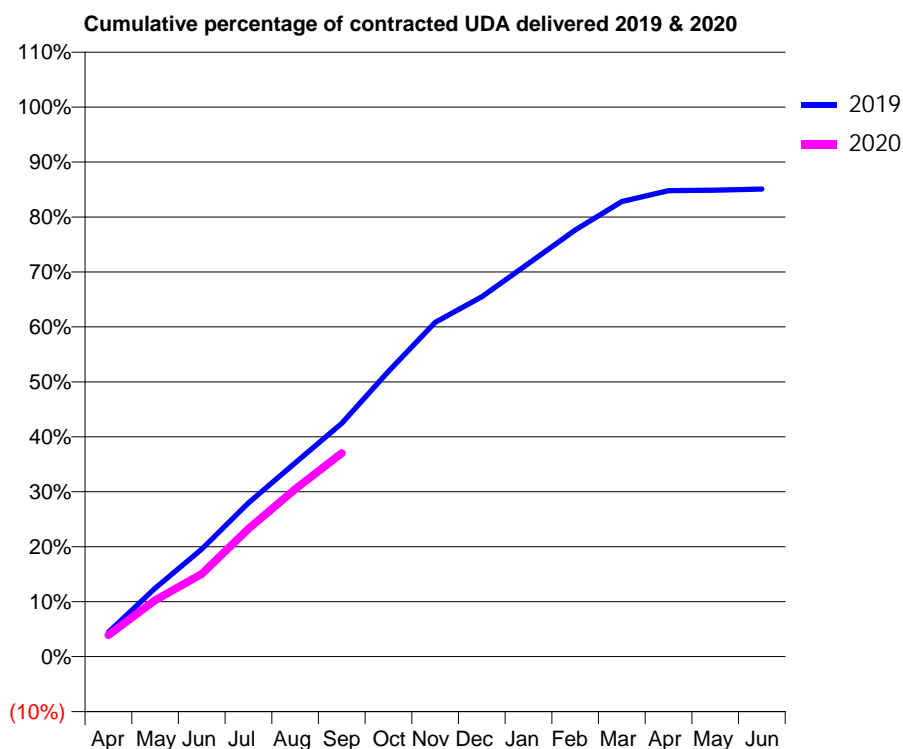
19/20 Contracted general activity (UDA)	16,916
Carry forward general activity (UDA)	0
19/20 Contracted orthodontic activity (UOA)	0
Carry forward orthodontic activity (UOA)	0
Baseline contract value	£396,976.60

ACCESS*

Patients seen in 24 months	Total	Change since previous quarter
Quarter ending September 2018	6,559	
Quarter ending December 2018	6,468	↓
Quarter ending March 2019	6,234	↓
Quarter ending June 2019	6,032	↓
Quarter ending September 2019	5,824	↓
Variance since September 2018	(11.2%)	↓



ACTIVITY



Month	Adjusted Scheduled Activity (UDA)	
	2019	2020
April	753	663
May	2,107	1,737
June	3,308	2,542
July	4,732	3,935
August	5,964	5,159
September	7,183	6,263
October	8,782	
November	10,289	
December	11,079	
January	12,102	
February	13,131	
March	14,007	
April	14,341	
May	14,359	
June	14,391	

QUALITY

	Quantity	Base Number	Contract	AT	Region	England
% of FP17s for the same patient ID Re-attending within 3 months - Children	80	1,450	5.5%	10.0%	11.3%	11.5%
% of FP17s for the same patient ID Re-attending within 3 months - Adults	276	2,305	12.0%	13.5%	14.7%	15.4%
% of FP17s for the same patient ID Re-attending between 3 & 9 months - Children	821	1,450	56.6%	63.2%	60.8%	59.7%
% of FP17s for the same patient ID Re-attending between 3 & 9 months - Adults	1,234	2,305	53.5%	56.9%	52.8%	51.7%
% of FP17s for Band 1 Urgent Courses	268	3,543	7.6%	6.8%	8.2%	9.2%
% of FP17s Relating to Free Repair or Replacements	11	3,543	0.3%	0.7%	0.7%	0.7%
% of FP17s Relating to Continuations	5	3,543	0.1%	1.0%	0.8%	0.8%
% of Patients satisfied with the dentistry they have received	1	2	N/A	91.9%	93.2%	93.5%
% of Patients satisfied with the time they had to wait for an appointment	1	2	N/A	86.7%	88.5%	87.4%

* This is based on patients treated on this contract for their most recent course of treatment. Figures in italics indicate the base number of FP17s or Patient Questionnaire responses are less than 100. N/A is shown where the base number of responses is less than 10 during the period. % is calculated as Quantity/Base number*100

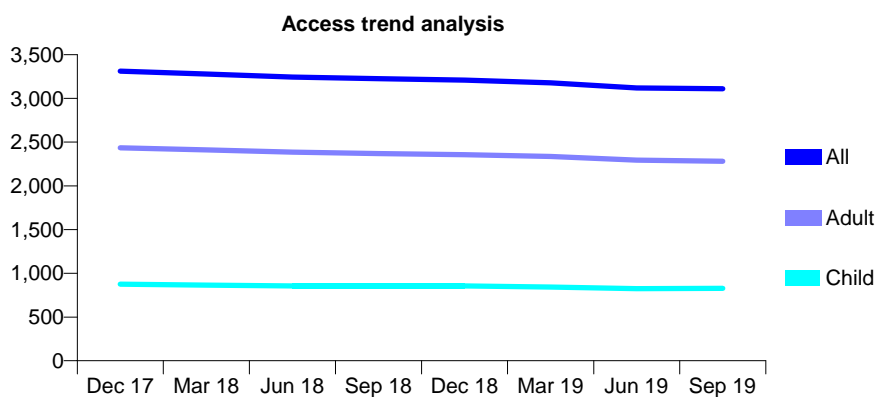
Q55 - Vital Signs At a Glance Contract Report for 116386/0001 - September 2019

Name or company name	Apex Dental Care Dronfield Partnership
Contract type name	GDS Contract
Purpose of contract	General and Orthodontic
Contract start date	01/05/2015
Contract end date	

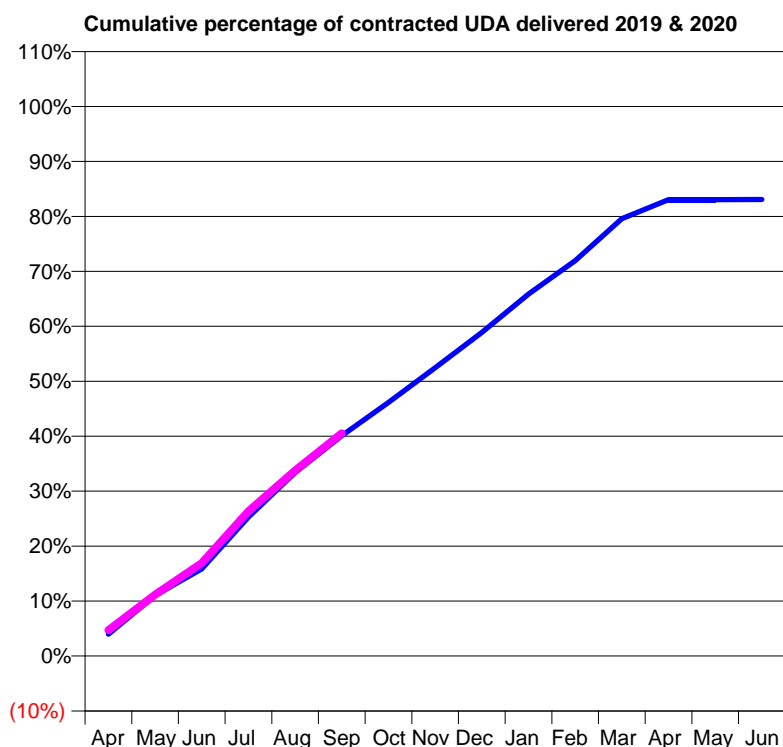
19/20 Contracted general activity (UDA)	10,201
Carry forward general activity (UDA)	0
19/20 Contracted orthodontic activity (UOA)	105
Carry forward orthodontic activity (UOA)	0
Baseline contract value	£271,229.94

ACCESS*

Patients seen in 24 months	Total	Change since previous quarter
Quarter ending September 2018	3,224	
Quarter ending December 2018	3,210	→
Quarter ending March 2019	3,178	→
Quarter ending June 2019	3,119	↓
Quarter ending September 2019	3,110	→
Variance since September 2018	(3.5%)	↓



ACTIVITY



Month	Adjusted Scheduled Activity (UDA)	
	2019	2020
April	408	480
May	1,125	1,140
June	1,617	1,725
July	2,582	2,686
August	3,408	3,445
September	4,091	4,136
October	4,708	
November	5,351	
December	6,004	
January	6,717	
February	7,339	
March	8,117	
April	8,473	
May	8,472	
June	8,474	

QUALITY

	Quantity	Base Number	Contract	AT	Region	England
% of FP17s for the same patient ID Re-attending within 3 months - Children	35	751	4.7%	10.0%	11.3%	11.5%
% of FP17s for the same patient ID Re-attending within 3 months - Adults	231	1,857	12.4%	13.5%	14.7%	15.4%
% of FP17s for the same patient ID Re-attending between 3 & 9 months - Children	579	751	77.1%	63.2%	60.8%	59.7%
% of FP17s for the same patient ID Re-attending between 3 & 9 months - Adults	1,244	1,857	67.0%	56.9%	52.8%	51.7%
% of FP17s for Band 1 Urgent Courses	149	2,421	6.2%	6.8%	8.2%	9.2%
% of FP17s Relating to Free Repair or Replacements	32	2,421	1.3%	0.7%	0.7%	0.7%
% of FP17s Relating to Continuations	6	2,421	0.2%	1.0%	0.8%	0.8%
% of Patients satisfied with the dentistry they have received	1	1	N/A	91.9%	93.2%	93.5%
% of Patients satisfied with the time they had to wait for an appointment	1	1	N/A	86.7%	88.5%	87.4%

* This is based on patients treated on this contract for their most recent course of treatment. Figures in italics indicate the base number of FP17s or Patient Questionnaire responses are less than 100. N/A is shown where the base number of responses is less than 10 during the period. % is calculated as Quantity/Base number*100

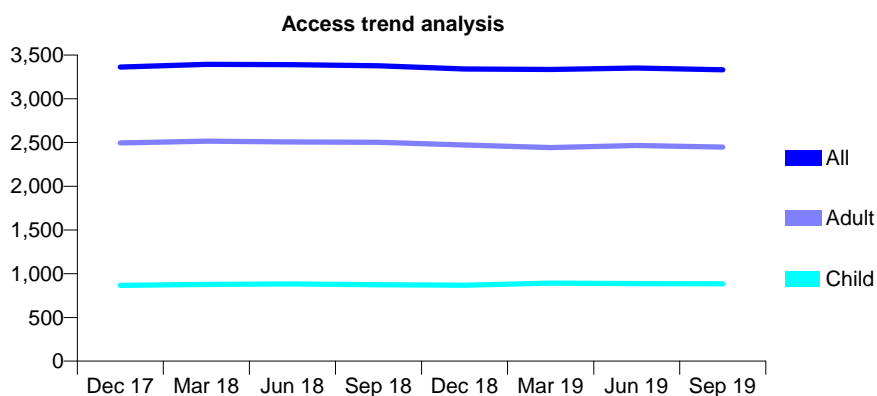
Q55 - Vital Signs At a Glance Contract Report for 117153/0001 - September 2019

Name or company name	Woodthorpe Dental Care
Contract type name	GDS Contract
Purpose of contract	General
Contract start date	24/12/2015
Contract end date	

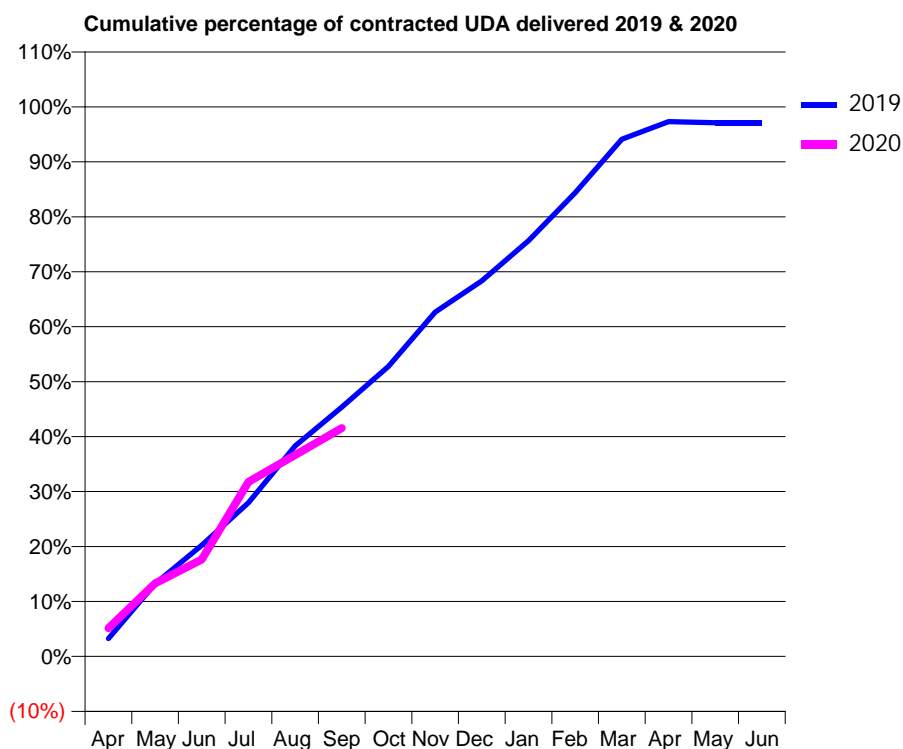
19/20 Contracted general activity (UDA)	8,991
Carry forward general activity (UDA)	0
19/20 Contracted orthodontic activity (UOA)	0
Carry forward orthodontic activity (UOA)	0
Baseline contract value	£220,067.64

ACCESS*

Patients seen in 24 months	Total	Change since previous quarter
Quarter ending September 2018	3,377	
Quarter ending December 2018	3,341	↓
Quarter ending March 2019	3,335	→
Quarter ending June 2019	3,352	→
Quarter ending September 2019	3,332	→
Variance since September 2018	(1.3%)	↓



ACTIVITY



Month	2019	2020
April	293	463
May	1,189	1,194
June	1,819	1,585
July	2,515	2,855
August	3,445	3,296
September	4,079	3,737
October	4,746	
November	5,632	
December	6,145	
January	6,801	
February	7,588	
March	8,461	
April	8,748	
May	8,731	
June	8,730	

QUALITY

	Quantity	Base Number	Contract	AT	Region	England
% of FP17s for the same patient ID Re-attending within 3 months - Children	31	627	4.9%	10.0%	11.3%	11.5%
% of FP17s for the same patient ID Re-attending within 3 months - Adults	204	1,667	12.2%	13.5%	14.7%	15.4%
% of FP17s for the same patient ID Re-attending between 3 & 9 months - Children	389	627	62.0%	63.2%	60.8%	59.7%
% of FP17s for the same patient ID Re-attending between 3 & 9 months - Adults	1,107	1,667	66.4%	56.9%	52.8%	51.7%
% of FP17s for Band 1 Urgent Courses	145	2,171	6.7%	6.8%	8.2%	9.2%
% of FP17s Relating to Free Repair or Replacements	7	2,171	0.3%	0.7%	0.7%	0.7%
% of FP17s Relating to Continuations	2	2,171	0.1%	1.0%	0.8%	0.8%
% of Patients satisfied with the dentistry they have received	2	2	N/A	91.9%	93.2%	93.5%
% of Patients satisfied with the time they had to wait for an appointment	1	2	N/A	86.7%	88.5%	87.4%

* This is based on patients treated on this contract for their most recent course of treatment. Figures in italics indicate the base number of FP17s or Patient Questionnaire responses are less than 100. N/A is shown where the base number of responses is less than 10 during the period. % is calculated as Quantity/Base number*100

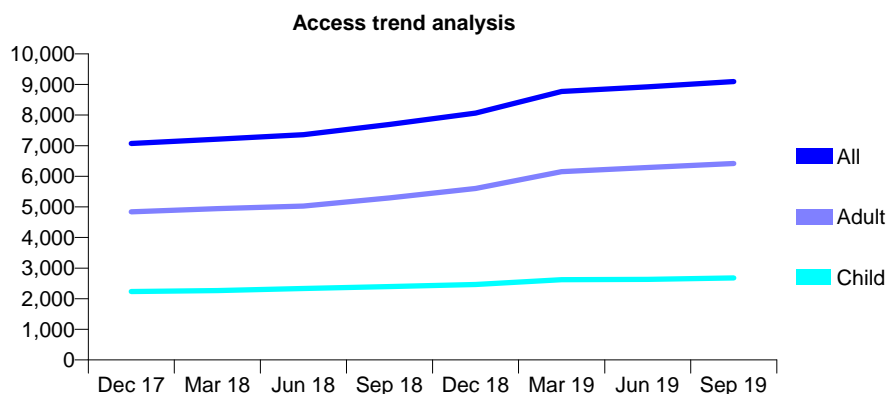
Q55 - Vital Signs At a Glance Contract Report for 117897/0001 - September 2019

Name or company name	Dove Dental Care Ltd
Contract type name	GDS Contract
Purpose of contract	General
Contract start date	01/10/2009
Contract end date	

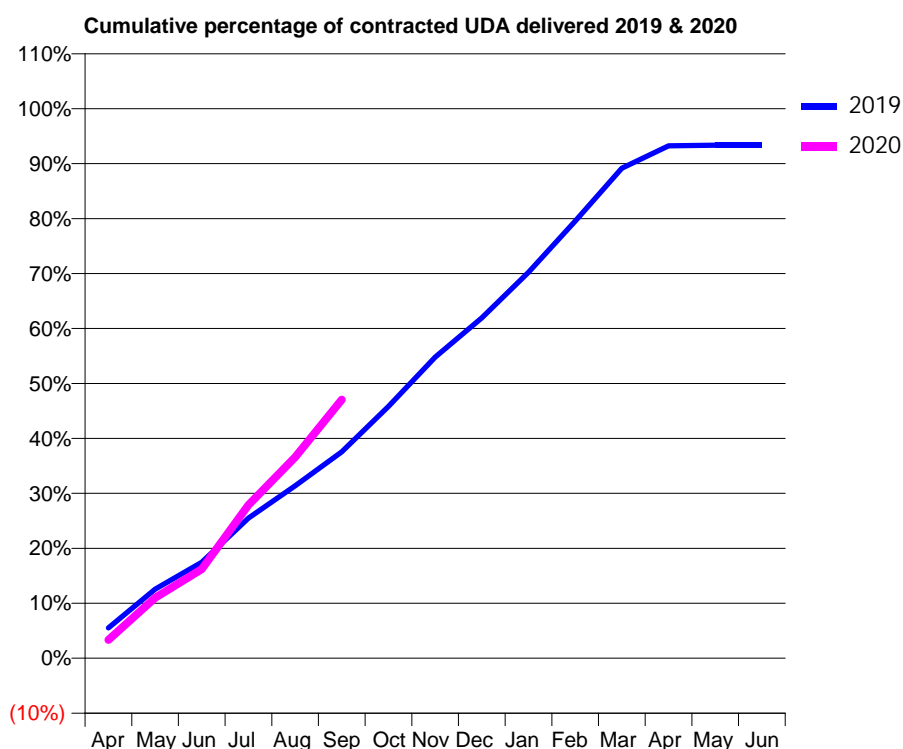
19/20 Contracted general activity (UDA)	26,697
Carry forward general activity (UDA)	0
19/20 Contracted orthodontic activity (UOA)	0
Carry forward orthodontic activity (UOA)	0
Baseline contract value	£683,177.41

ACCESS*

Patients seen in 24 months	Total	Change since previous quarter
Quarter ending September 2018	7,693	
Quarter ending December 2018	8,066	↑
Quarter ending March 2019	8,771	↑
Quarter ending June 2019	8,921	→
Quarter ending September 2019	9,097	→
Variance since September 2018	18.3%	↑



ACTIVITY



Month	2019	2020
April	1,768	892
May	4,031	2,939
June	5,590	4,333
July	8,163	7,447
August	10,057	9,770
September	12,029	12,559
October	14,677	
November	17,551	
December	19,836	
January	22,493	
February	25,485	
March	28,564	
April	29,870	
May	29,897	
June	29,899	

QUALITY

	Quantity	Base Number	Contract	AT	Region	England
% of FP17s for the same patient ID Re-attending within 3 months - Children	252	1,981	12.7%	10.0%	11.3%	11.5%
% of FP17s for the same patient ID Re-attending within 3 months - Adults	820	4,473	18.3%	13.5%	14.7%	15.4%
% of FP17s for the same patient ID Re-attending between 3 & 9 months - Children	1,153	1,981	58.2%	63.2%	60.8%	59.7%
% of FP17s for the same patient ID Re-attending between 3 & 9 months - Adults	2,398	4,473	53.6%	56.9%	52.8%	51.7%
% of FP17s for Band 1 Urgent Courses	473	5,909	8.0%	6.8%	8.2%	9.2%
% of FP17s Relating to Free Repair or Replacements	46	5,909	0.8%	0.7%	0.7%	0.7%
% of FP17s Relating to Continuations	26	5,909	0.4%	1.0%	0.8%	0.8%
% of Patients satisfied with the dentistry they have received	5	6	N/A	91.9%	93.2%	93.5%
% of Patients satisfied with the time they had to wait for an appointment	5	6	N/A	86.7%	88.5%	87.4%

* This is based on patients treated on this contract for their most recent course of treatment.

Figures in italics indicate the base number of FP17s or Patient Questionnaire responses are less than 100. N/A is shown where the base number of responses is less than 10 during the period. % is calculated as Quantity/Base number*100

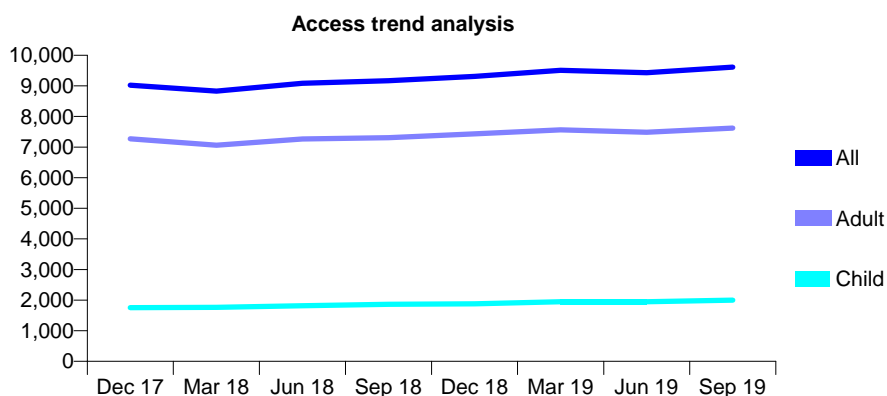
Q55 - Vital Signs At a Glance Contract Report for 118885/0001 - September 2019

Name or company name	Sherwood Dental Centre
Contract type name	GDS Contract
Purpose of contract	General
Contract start date	01/04/2006
Contract end date	

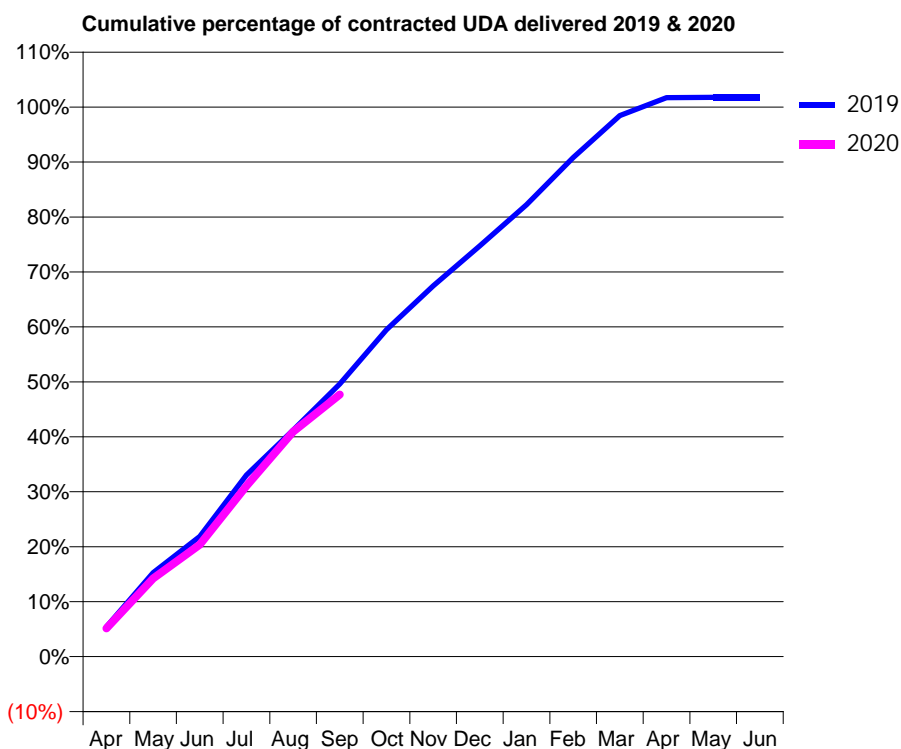
19/20 Contracted general activity (UDA)	31,155
Carry forward general activity (UDA)	0
19/20 Contracted orthodontic activity (UOA)	0
Carry forward orthodontic activity (UOA)	0
Baseline contract value	£613,863.42

ACCESS*

Patients seen in 24 months	Total	Change since previous quarter
Quarter ending September 2018	9,168	
Quarter ending December 2018	9,309	→
Quarter ending March 2019	9,508	↑
Quarter ending June 2019	9,433	→
Quarter ending September 2019	9,614	→
Variance since September 2018	4.9%	↑



ACTIVITY



Month	Adjusted Scheduled Activity (UDA)	
	2019	2020
April	1,698	1,599
May	4,756	4,437
June	6,811	6,345
July	10,291	9,684
August	12,839	12,750
September	15,454	14,863
October	18,536	
November	21,024	
December	23,288	
January	25,619	
February	28,292	
March	30,671	
April	31,686	
May	31,702	
June	31,701	

QUALITY

	Quantity	Base Number	Contract	AT	Region	England
% of FP17s for the same patient ID Re-attending within 3 months - Children	94	1,563	6.0%	10.0%	11.3%	11.5%
% of FP17s for the same patient ID Re-attending within 3 months - Adults	364	5,045	7.2%	13.5%	14.7%	15.4%
% of FP17s for the same patient ID Re-attending between 3 & 9 months - Children	1,079	1,563	69.0%	63.2%	60.8%	59.7%
% of FP17s for the same patient ID Re-attending between 3 & 9 months - Adults	3,001	5,045	59.5%	56.9%	52.8%	51.7%
% of FP17s for Band 1 Urgent Courses	174	5,938	2.9%	6.8%	8.2%	9.2%
% of FP17s Relating to Free Repair or Replacements	46	5,938	0.8%	0.7%	0.7%	0.7%
% of FP17s Relating to Continuations	3	5,938	0.1%	1.0%	0.8%	0.8%
% of Patients satisfied with the dentistry they have received	5	6	N/A	91.9%	93.2%	93.5%
% of Patients satisfied with the time they had to wait for an appointment	6	6	N/A	86.7%	88.5%	87.4%

* This is based on patients treated on this contract for their most recent course of treatment. Figures in italics indicate the base number of FP17s or Patient Questionnaire responses are less than 100. N/A is shown where the base number of responses is less than 10 during the period. % is calculated as Quantity/Base number*100

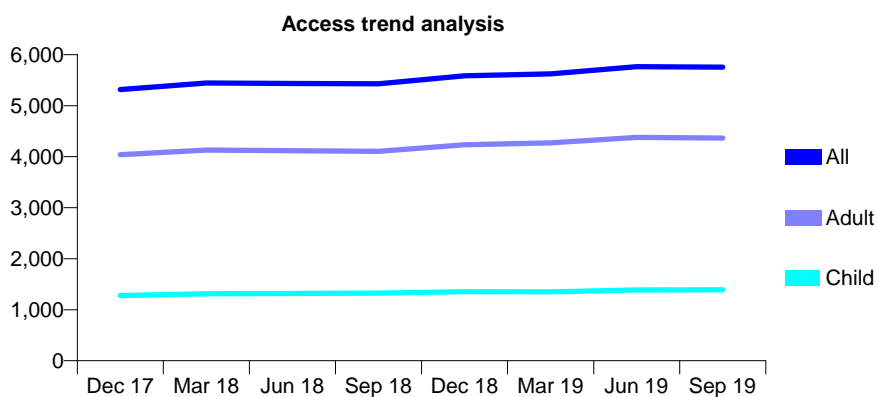
Q55 - Vital Signs At a Glance Contract Report for 119091/0002 - September 2019

Name or company name	TLC 4 Smiles Ashbourne LLP
Contract type name	PDS Contract
Purpose of contract	General
Contract start date	15/02/2010
Contract end date	14/02/2020

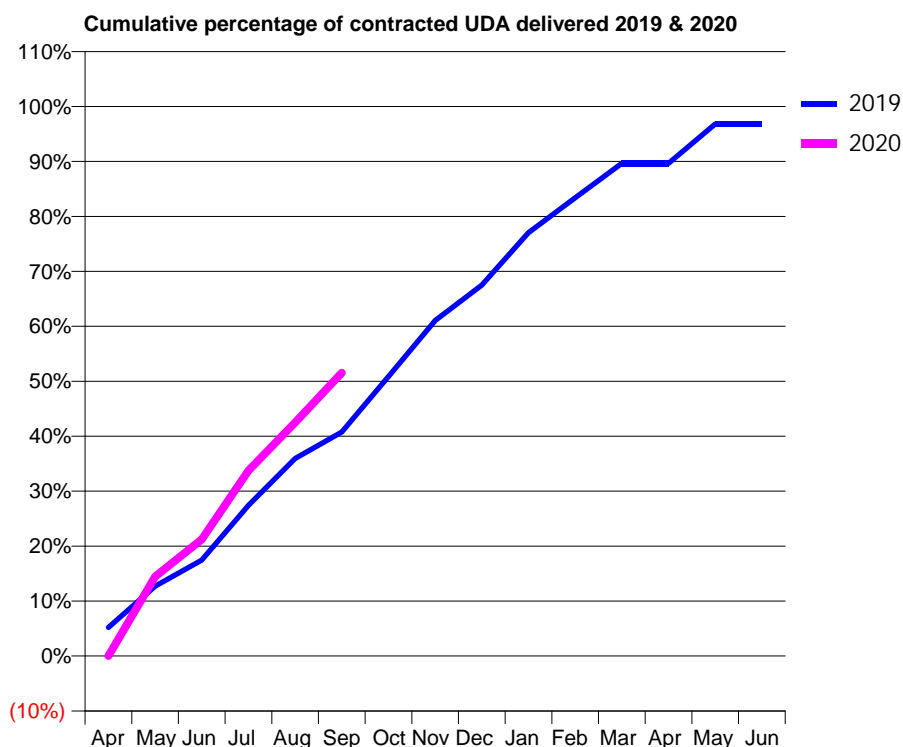
19/20 Contracted general activity (UDA)	12,819
Carry forward general activity (UDA)	0
19/20 Contracted orthodontic activity (UOA)	0
Carry forward orthodontic activity (UOA)	0
Baseline contract value	£432,496.98

ACCESS*

Patients seen in 24 months	Total	Change since previous quarter
Quarter ending September 2018	5,430	
Quarter ending December 2018	5,586	↑
Quarter ending March 2019	5,621	→
Quarter ending June 2019	5,765	↑
Quarter ending September 2019	5,755	→
Variance since September 2018	6.0%	↑



ACTIVITY



Month	Adjusted Scheduled Activity (UDA)	
	2019	2020
April	763	0
May	1,863	1,854
June	2,562	2,720
July	4,024	4,326
August	5,277	5,447
September	5,980	6,606
October	7,466	
November	8,960	
December	9,906	
January	11,305	
February	12,236	
March	13,156	
April	13,156	
May	14,208	
June	14,208	

QUALITY

	Quantity	Base Number	Contract	AT	Region	England
% of FP17s for the same patient ID Re-attending within 3 months - Children	32	1,087	2.9%	10.0%	11.3%	11.5%
% of FP17s for the same patient ID Re-attending within 3 months - Adults	287	3,248	8.8%	13.5%	14.7%	15.4%
% of FP17s for the same patient ID Re-attending between 3 & 9 months - Children	728	1,087	67.0%	63.2%	60.8%	59.7%
% of FP17s for the same patient ID Re-attending between 3 & 9 months - Adults	2,011	3,248	61.9%	56.9%	52.8%	51.7%
% of FP17s for Band 1 Urgent Courses	151	3,726	4.1%	6.8%	8.2%	9.2%
% of FP17s Relating to Free Repair or Replacements	16	3,726	0.4%	0.7%	0.7%	0.7%
% of FP17s Relating to Continuations	56	3,726	1.5%	1.0%	0.8%	0.8%
% of Patients satisfied with the dentistry they have received	2	3	N/A	91.9%	93.2%	93.5%
% of Patients satisfied with the time they had to wait for an appointment	3	3	N/A	86.7%	88.5%	87.4%

* This is based on patients treated on this contract for their most recent course of treatment. Figures in italics indicate the base number of FP17s or Patient Questionnaire responses are less than 100. N/A is shown where the base number of responses is less than 10 during the period. % is calculated as Quantity/Base number*100

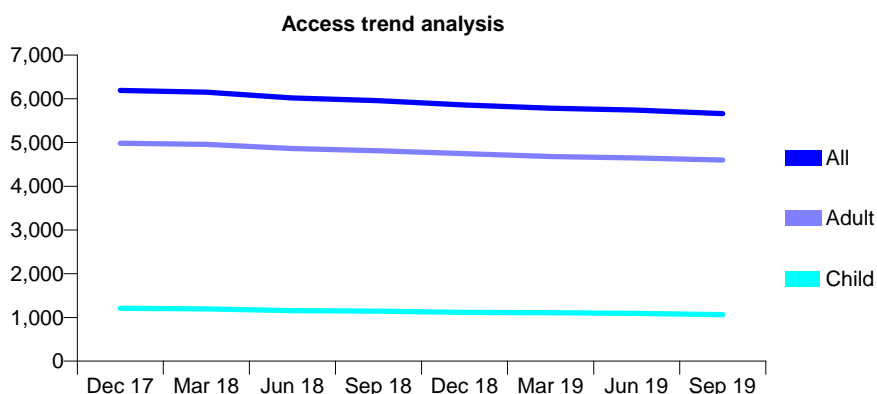
Q55 - Vital Signs At a Glance Contract Report for 119105/0001 - September 2019

Name or company name	THE PEAR TREE DENTAL CENTRE LIMIT
Contract type name	GDS Contract
Purpose of contract	General
Contract start date	01/09/2010
Contract end date	

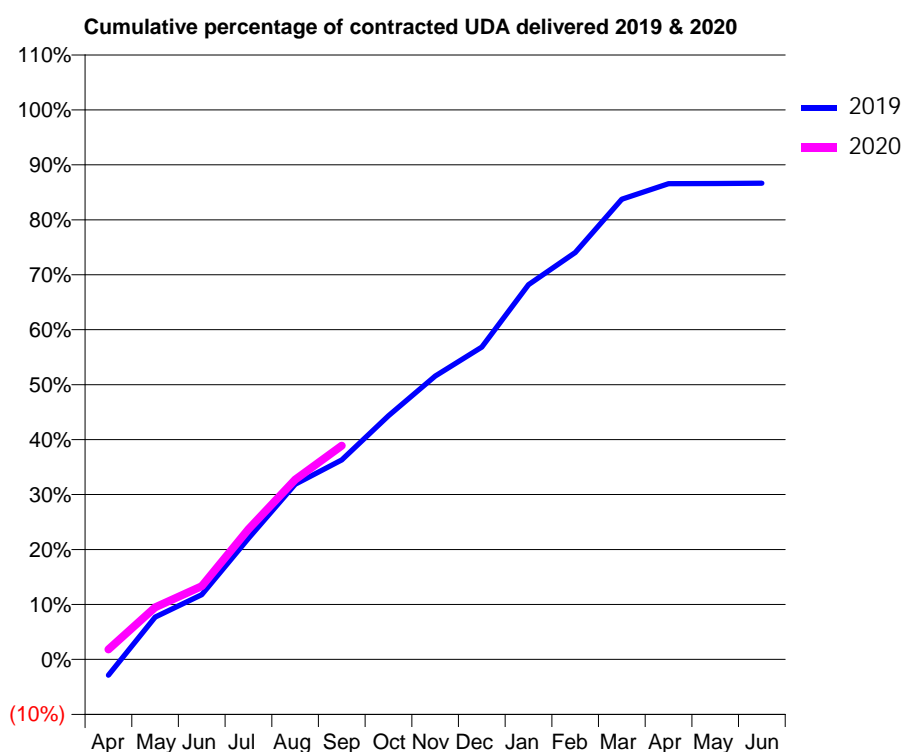
19/20 Contracted general activity (UDA)	16,518
Carry forward general activity (UDA)	0
19/20 Contracted orthodontic activity (UOA)	0
Carry forward orthodontic activity (UOA)	0
Baseline contract value	£416,254.54

ACCESS*

Patients seen in 24 months	Total	Change since previous quarter
Quarter ending September 2018	5,957	
Quarter ending December 2018	5,859	↓
Quarter ending March 2019	5,784	↓
Quarter ending June 2019	5,742	→
Quarter ending September 2019	5,660	↓
Variance since September 2018	(5.0%)	↓



ACTIVITY



Month	2019	2020
April	-480	303
May	1,273	1,566
June	1,944	2,202
July	3,642	3,915
August	5,266	5,404
September	5,997	6,423
October	7,325	
November	8,517	
December	9,389	
January	11,264	
February	12,230	
March	13,832	
April	14,299	
May	14,303	
June	14,312	

QUALITY

	Quantity	Base Number	Contract	AT	Region	England
% of FP17s for the same patient ID Re-attending within 3 months - Children	48	863	5.6%	10.0%	11.3%	11.5%
% of FP17s for the same patient ID Re-attending within 3 months - Adults	403	3,727	10.8%	13.5%	14.7%	15.4%
% of FP17s for the same patient ID Re-attending between 3 & 9 months - Children	624	863	72.3%	63.2%	60.8%	59.7%
% of FP17s for the same patient ID Re-attending between 3 & 9 months - Adults	2,673	3,727	71.7%	56.9%	52.8%	51.7%
% of FP17s for Band 1 Urgent Courses	167	4,287	3.9%	6.8%	8.2%	9.2%
% of FP17s Relating to Free Repair or Replacements	31	4,287	0.7%	0.7%	0.7%	0.7%
% of FP17s Relating to Continuations	69	4,287	1.6%	1.0%	0.8%	0.8%
% of Patients satisfied with the dentistry they have received	1	1	N/A	91.9%	93.2%	93.5%
% of Patients satisfied with the time they had to wait for an appointment	1	1	N/A	86.7%	88.5%	87.4%

* This is based on patients treated on this contract for their most recent course of treatment. Figures in italics indicate the base number of FP17s or Patient Questionnaire responses are less than 100. N/A is shown where the base number of responses is less than 10 during the period. % is calculated as Quantity/Base number*100

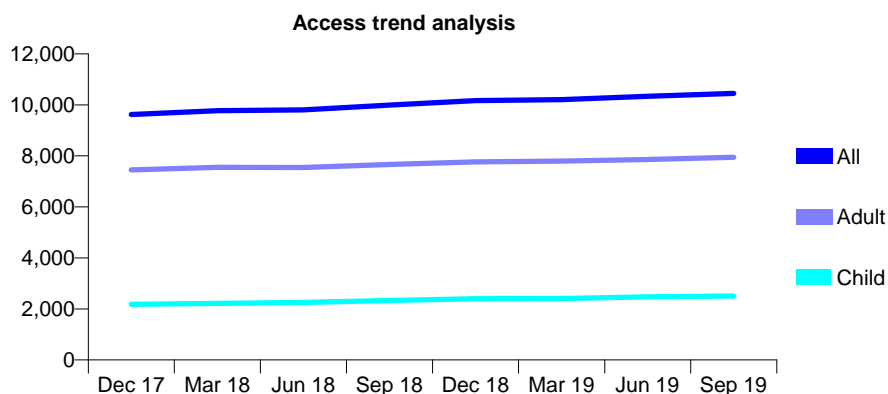
Q55 - Vital Signs At a Glance Contract Report for 120898/0001 - September 2019

Name or company name	Nationwide Healthcare Providers Ltd
Contract type name	GDS Contract
Purpose of contract	General
Contract start date	01/04/2015
Contract end date	

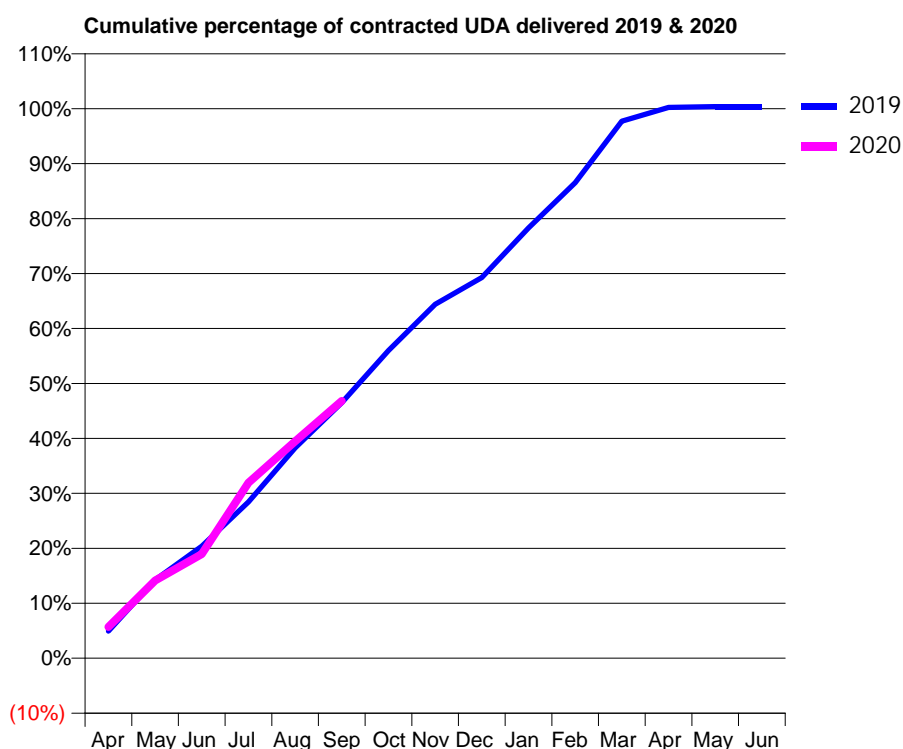
19/20 Contracted general activity (UDA)	27,708
Carry forward general activity (UDA)	0
19/20 Contracted orthodontic activity (UOA)	0
Carry forward orthodontic activity (UOA)	0
Baseline contract value	£563,496.72

ACCESS*

Patients seen in 24 months	Total	Change since previous quarter
Quarter ending September 2018	9,995	
Quarter ending December 2018	10,167	→
Quarter ending March 2019	10,205	→
Quarter ending June 2019	10,333	→
Quarter ending September 2019	10,448	→
Variance since September 2018	4.5%	↑



ACTIVITY



Month	2019	2020
April	1,371	1,577
May	3,952	3,914
June	5,647	5,245
July	7,876	8,848
August	10,605	10,938
September	12,878	12,971
October	15,516	
November	17,850	
December	19,192	
January	21,698	
February	23,978	
March	27,077	
April	27,772	
May	27,812	
June	27,815	

QUALITY

	Quantity	Base Number	Contract	AT	Region	England
% of FP17s for the same patient ID Re-attending within 3 months - Children	89	1,564	5.7%	10.0%	11.3%	11.5%
% of FP17s for the same patient ID Re-attending within 3 months - Adults	577	4,757	12.1%	13.5%	14.7%	15.4%
% of FP17s for the same patient ID Re-attending between 3 & 9 months - Children	745	1,564	47.6%	63.2%	60.8%	59.7%
% of FP17s for the same patient ID Re-attending between 3 & 9 months - Adults	2,256	4,757	47.4%	56.9%	52.8%	51.7%
% of FP17s for Band 1 Urgent Courses	647	5,962	10.9%	6.8%	8.2%	9.2%
% of FP17s Relating to Free Repair or Replacements	23	5,962	0.4%	0.7%	0.7%	0.7%
% of FP17s Relating to Continuations	49	5,962	0.8%	1.0%	0.8%	0.8%
% of Patients satisfied with the dentistry they have received	7	7	N/A	91.9%	93.2%	93.5%
% of Patients satisfied with the time they had to wait for an appointment	7	7	N/A	86.7%	88.5%	87.4%

* This is based on patients treated on this contract for their most recent course of treatment.

Figures in italics indicate the base number of FP17s or Patient Questionnaire responses are less than 100. N/A is shown where the base number of responses is less than 10 during the period. % is calculated as Quantity/Base number*100

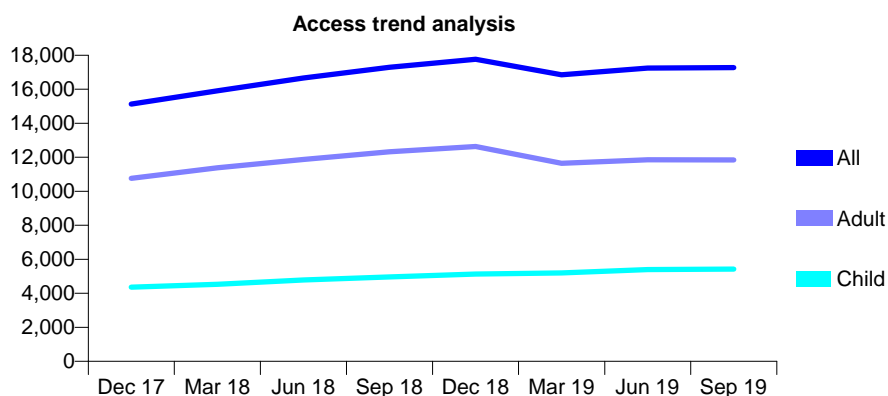
Q55 - Vital Signs At a Glance Contract Report for 120898/0002 - September 2019

Name or company name	Nationwide Healthcare Providers Ltd
Contract type name	GDS Contract
Purpose of contract	General
Contract start date	01/06/2015
Contract end date	

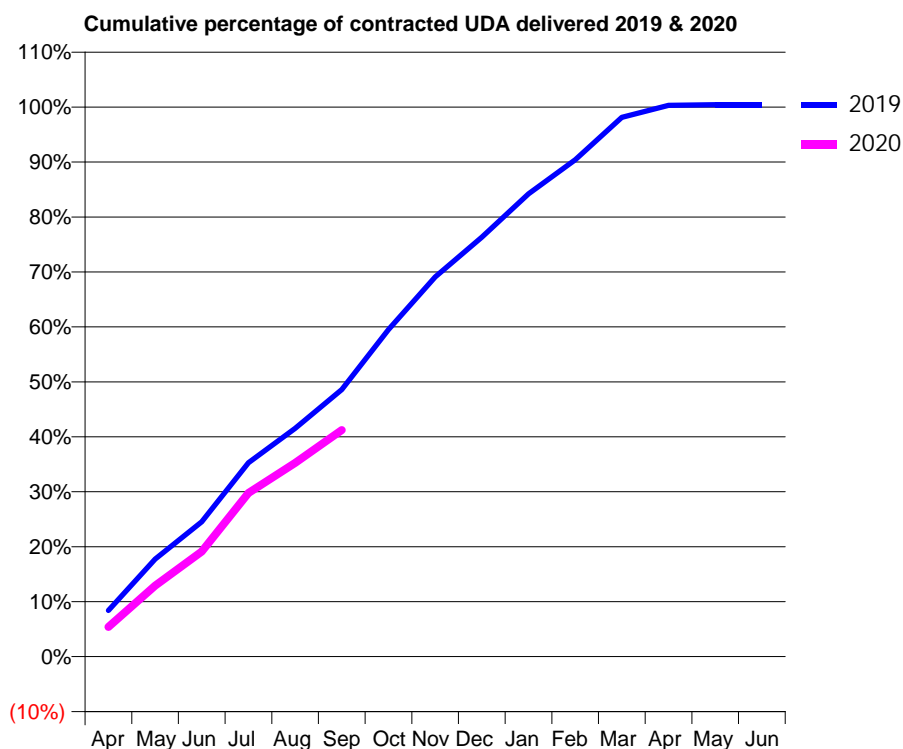
19/20 Contracted general activity (UDA)	39,815
Carry forward general activity (UDA)	0
19/20 Contracted orthodontic activity (UOA)	0
Carry forward orthodontic activity (UOA)	0
Baseline contract value	£935,797.80

ACCESS*

Patients seen in 24 months	Total	Change since previous quarter
Quarter ending September 2018	17,292	
Quarter ending December 2018	17,764	↑
Quarter ending March 2019	16,848	↓
Quarter ending June 2019	17,251	↑
Quarter ending September 2019	17,274	→
Variance since September 2018	(0.1%)	→



ACTIVITY



Month	Adjusted Scheduled Activity (UDA)	
	2019	2020
April	3,528	2,152
May	7,434	5,148
June	10,287	7,604
July	14,783	11,864
August	17,401	14,033
September	20,365	16,412
October	24,935	
November	28,948	
December	31,974	
January	35,287	
February	37,879	
March	41,107	
April	42,026	
May	42,077	
June	42,081	

QUALITY

	Quantity	Base Number	Contract	AT	Region	England
% of FP17s for the same patient ID Re-attending within 3 months - Children	214	3,302	6.5%	10.0%	11.3%	11.5%
% of FP17s for the same patient ID Re-attending within 3 months - Adults	524	4,727	11.1%	13.5%	14.7%	15.4%
% of FP17s for the same patient ID Re-attending between 3 & 9 months - Children	1,690	3,302	51.2%	63.2%	60.8%	59.7%
% of FP17s for the same patient ID Re-attending between 3 & 9 months - Adults	1,907	4,727	40.3%	56.9%	52.8%	51.7%
% of FP17s for Band 1 Urgent Courses	594	7,591	7.8%	6.8%	8.2%	9.2%
% of FP17s Relating to Free Repair or Replacements	8	7,591	0.1%	0.7%	0.7%	0.7%
% of FP17s Relating to Continuations	106	7,591	1.4%	1.0%	0.8%	0.8%
% of Patients satisfied with the dentistry they have received	6	7	N/A	91.9%	93.2%	93.5%
% of Patients satisfied with the time they had to wait for an appointment	6	7	N/A	86.7%	88.5%	87.4%

* This is based on patients treated on this contract for their most recent course of treatment. Figures in italics indicate the base number of FP17s or Patient Questionnaire responses are less than 100. N/A is shown where the base number of responses is less than 10 during the period. % is calculated as Quantity/Base number*100

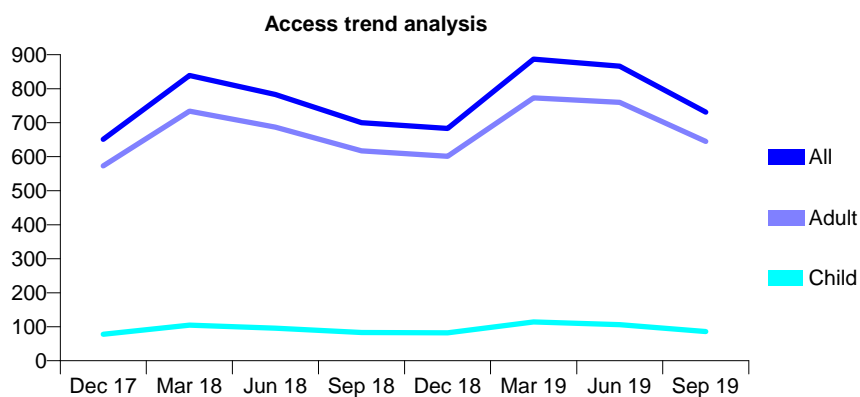
Q55 - Vital Signs At a Glance Contract Report for 121908/0002 - September 2019

Name or company name	Forest Road and Cherry Orchard Mount
Contract type name	GDS Contract
Purpose of contract	General
Contract start date	18/09/2012
Contract end date	

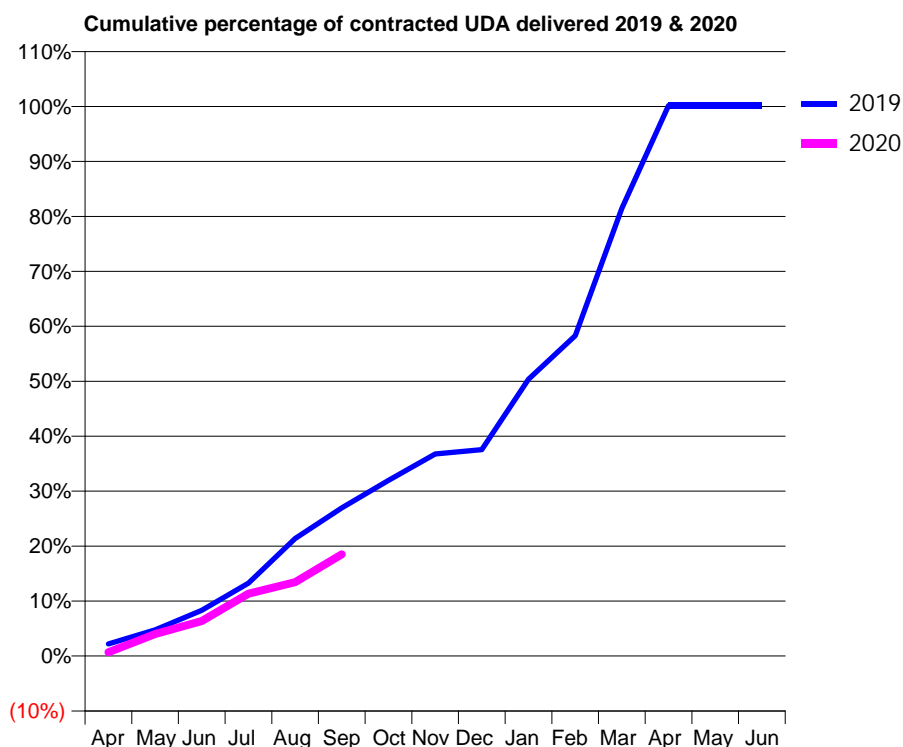
19/20 Contracted general activity (UDA)	3,555
Carry forward general activity (UDA)	0
19/20 Contracted orthodontic activity (UOA)	0
Carry forward orthodontic activity (UOA)	0
Baseline contract value	£94,425.37

ACCESS*

Patients seen in 24 months	Total	Change since previous quarter
Quarter ending September 2018	700	
Quarter ending December 2018	683	↓
Quarter ending March 2019	887	↑
Quarter ending June 2019	866	↓
Quarter ending September 2019	731	↓
Variance since September 2018	4.4%	↑



ACTIVITY



Month	Adjusted Scheduled Activity (UDA)	
	2019	2020
April	87	25
May	188	143
June	329	226
July	524	403
August	846	477
September	1,066	658
October	1,264	
November	1,455	
December	1,486	
January	1,992	
February	2,306	
March	3,221	
April	3,961	
May	3,961	
June	3,961	

QUALITY

	Quantity	Base Number	Contract	AT	Region	England
% of FP17s for the same patient ID Re-attending within 3 months - Children	1	35	2.9%	10.0%	11.3%	11.5%
% of FP17s for the same patient ID Re-attending within 3 months - Adults	30	249	12.0%	13.5%	14.7%	15.4%
% of FP17s for the same patient ID Re-attending between 3 & 9 months - Children	18	35	51.4%	63.2%	60.8%	59.7%
% of FP17s for the same patient ID Re-attending between 3 & 9 months - Adults	89	249	35.7%	56.9%	52.8%	51.7%
% of FP17s for Band 1 Urgent Courses	20	181	11.0%	6.8%	8.2%	9.2%
% of FP17s Relating to Free Repair or Replacements	4	181	2.2%	0.7%	0.7%	0.7%
% of FP17s Relating to Continuations	2	181	1.1%	1.0%	0.8%	0.8%
% of Patients satisfied with the dentistry they have received	0	0	N/A	91.9%	93.2%	93.5%
% of Patients satisfied with the time they had to wait for an appointment	0	0	N/A	86.7%	88.5%	87.4%

* This is based on patients treated on this contract for their most recent course of treatment. Figures in italics indicate the base number of FP17s or Patient Questionnaire responses are less than 100. N/A is shown where the base number of responses is less than 10 during the period. % is calculated as Quantity/Base number*100

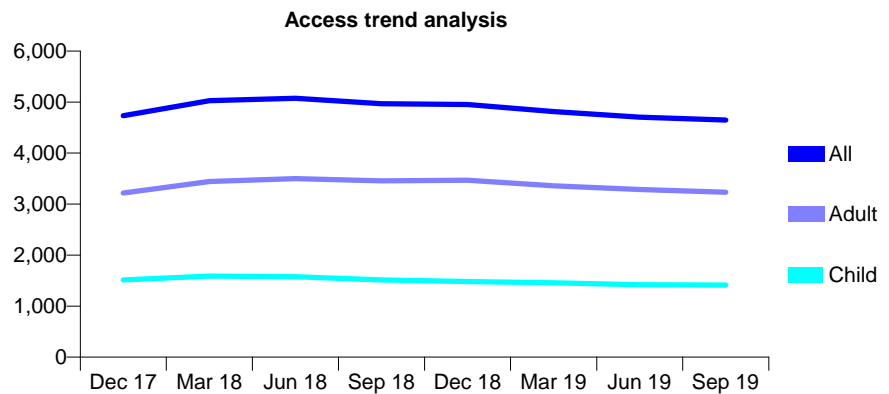
Q55 - Vital Signs At a Glance Contract Report for 124788/0002 - September 2019

Name or company name	Laxsh Ltd
Contract type name	GDS Contract
Purpose of contract	General
Contract start date	23/02/2009
Contract end date	

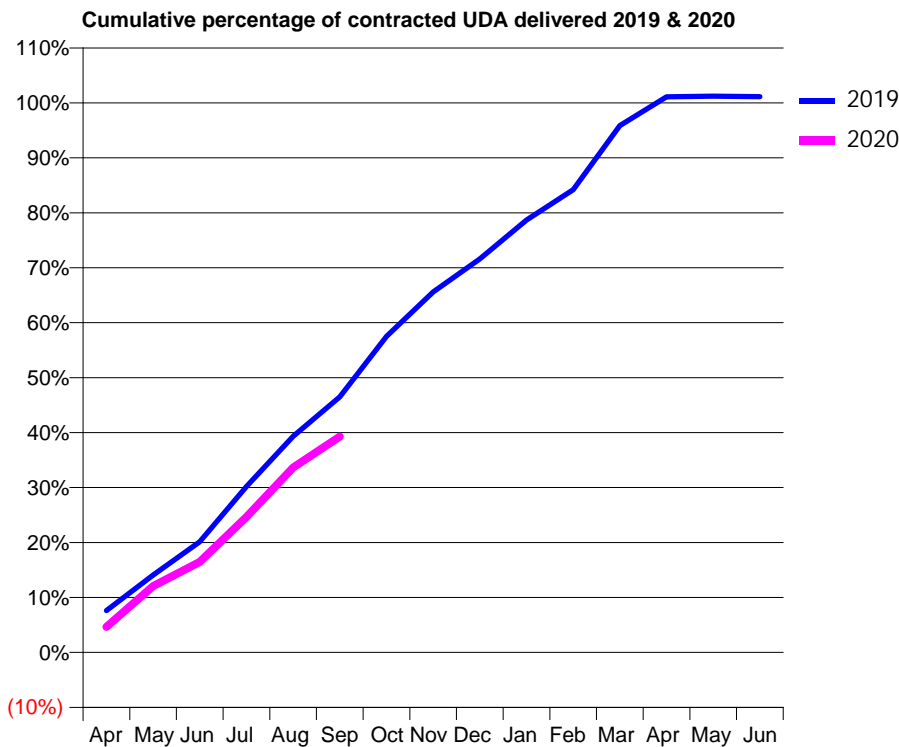
19/20 Contracted general activity (UDA)	14,000
Carry forward general activity (UDA)	0
19/20 Contracted orthodontic activity (UOA)	0
Carry forward orthodontic activity (UOA)	0
Baseline contract value	£328,459.15

ACCESS*

Patients seen in 24 months	Total	Change since previous quarter
Quarter ending September 2018	4,969	
Quarter ending December 2018	4,953	→
Quarter ending March 2019	4,814	↓
Quarter ending June 2019	4,704	↓
Quarter ending September 2019	4,646	↓
Variance since September 2018	(6.5%)	↓



ACTIVITY



Month	Adjusted Scheduled Activity (UDA)	
	2019	2020
April	1,065	650
May	1,971	1,691
June	2,822	2,306
July	4,229	3,450
August	5,504	4,711
September	6,510	5,500
October	8,050	
November	9,186	
December	10,024	
January	11,016	
February	11,792	
March	13,421	
April	14,153	
May	14,168	
June	14,157	

QUALITY

	Quantity	Base Number	Contract	AT	Region	England
% of FP17s for the same patient ID Re-attending within 3 months - Children	48	1,007	4.8%	10.0%	11.3%	11.5%
% of FP17s for the same patient ID Re-attending within 3 months - Adults	304	2,289	13.3%	13.5%	14.7%	15.4%
% of FP17s for the same patient ID Re-attending between 3 & 9 months - Children	674	1,007	66.9%	63.2%	60.8%	59.7%
% of FP17s for the same patient ID Re-attending between 3 & 9 months - Adults	1,451	2,289	63.4%	56.9%	52.8%	51.7%
% of FP17s for Band 1 Urgent Courses	213	3,025	7.0%	6.8%	8.2%	9.2%
% of FP17s Relating to Free Repair or Replacements	13	3,025	0.4%	0.7%	0.7%	0.7%
% of FP17s Relating to Continuations	25	3,025	0.8%	1.0%	0.8%	0.8%
% of Patients satisfied with the dentistry they have received	1	1	N/A	91.9%	93.2%	93.5%
% of Patients satisfied with the time they had to wait for an appointment	1	1	N/A	86.7%	88.5%	87.4%

* This is based on patients treated on this contract for their most recent course of treatment. Figures in italics indicate the base number of FP17s or Patient Questionnaire responses are less than 100. N/A is shown where the base number of responses is less than 10 during the period. % is calculated as Quantity/Base number*100

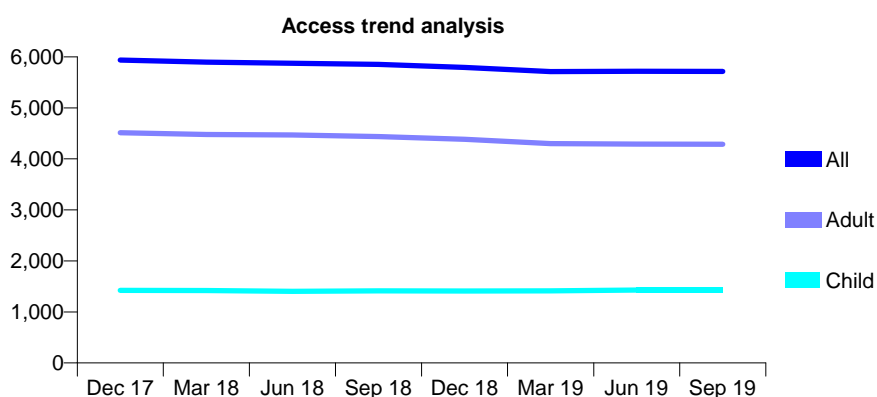
Q55 - Vital Signs At a Glance Contract Report for 124931/0001 - September 2019

Name or company name	Goyt Valley Medical & Dental Practice
Contract type name	GDS Contract
Purpose of contract	General
Contract start date	01/04/2008
Contract end date	

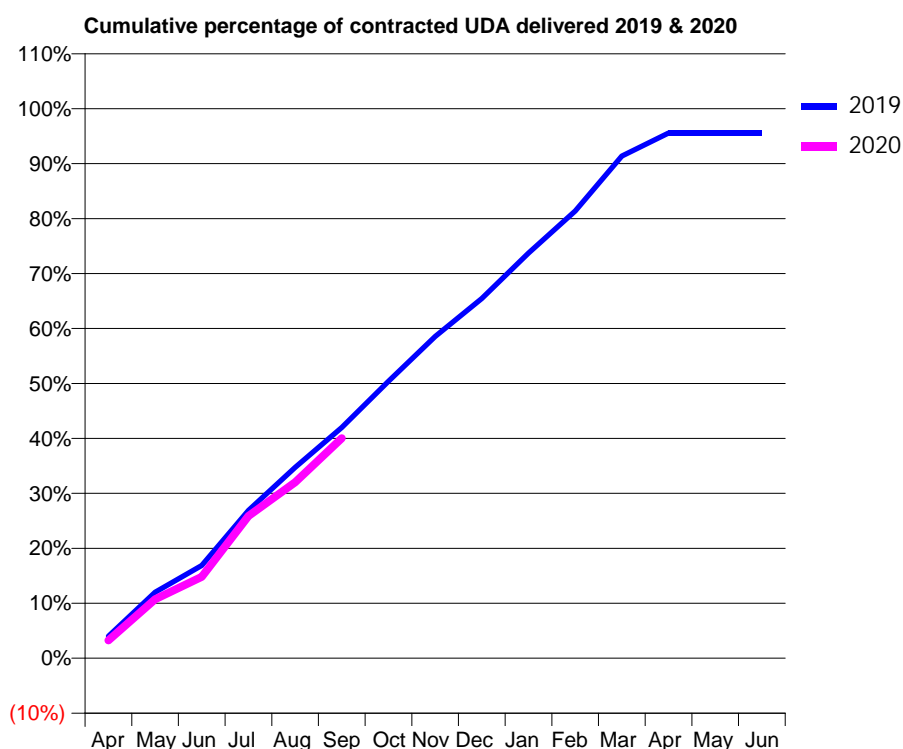
19/20 Contracted general activity (UDA)	19,370
Carry forward general activity (UDA)	0
19/20 Contracted orthodontic activity (UOA)	0
Carry forward orthodontic activity (UOA)	0
Baseline contract value	£632,015.42

ACCESS*

Patients seen in 24 months	Total	Change since previous quarter
Quarter ending September 2018	5,851	
Quarter ending December 2018	5,793	→
Quarter ending March 2019	5,712	↓
Quarter ending June 2019	5,718	→
Quarter ending September 2019	5,714	→
Variance since September 2018	(2.3%)	↓



ACTIVITY



Month	2019	2020
April	779	629
May	2,328	2,078
June	3,270	2,872
July	5,212	5,013
August	6,728	6,201
September	8,129	7,752
October	9,761	
November	11,338	
December	12,679	
January	14,276	
February	15,761	
March	17,700	
April	18,509	
May	18,513	
June	18,513	

QUALITY

	Quantity	Base Number	Contract	AT	Region	England
% of FP17s for the same patient ID Re-attending within 3 months - Children	82	1,195	6.9%	10.0%	11.3%	11.5%
% of FP17s for the same patient ID Re-attending within 3 months - Adults	520	3,459	15.0%	13.5%	14.7%	15.4%
% of FP17s for the same patient ID Re-attending between 3 & 9 months - Children	837	1,195	70.0%	63.2%	60.8%	59.7%
% of FP17s for the same patient ID Re-attending between 3 & 9 months - Adults	2,103	3,459	60.8%	56.9%	52.8%	51.7%
% of FP17s for Band 1 Urgent Courses	296	4,282	6.9%	6.8%	8.2%	9.2%
% of FP17s Relating to Free Repair or Replacements	45	4,282	1.1%	0.7%	0.7%	0.7%
% of FP17s Relating to Continuations	38	4,282	0.9%	1.0%	0.8%	0.8%
% of Patients satisfied with the dentistry they have received	2	2	N/A	91.9%	93.2%	93.5%
% of Patients satisfied with the time they had to wait for an appointment	2	2	N/A	86.7%	88.5%	87.4%

* This is based on patients treated on this contract for their most recent course of treatment. Figures in italics indicate the base number of FP17s or Patient Questionnaire responses are less than 100. N/A is shown where the base number of responses is less than 10 during the period. % is calculated as Quantity/Base number*100

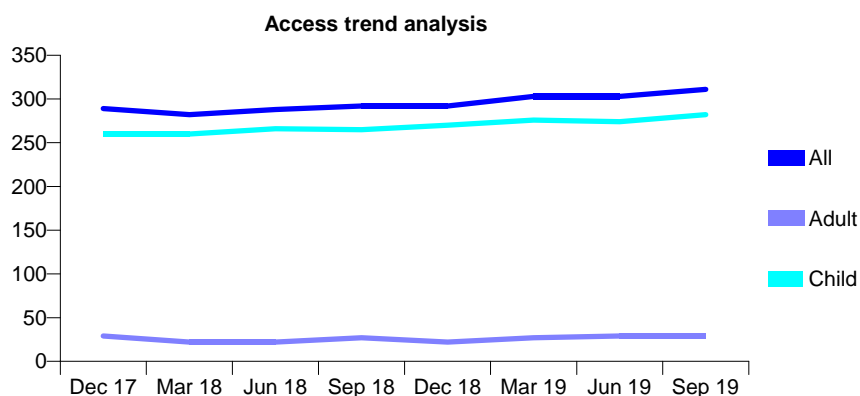
Q55 - Vital Signs At a Glance Contract Report for 125563/0001 - September 2019

Name or company name	S Goodwin Limited`
Contract type name	GDS Contract
Purpose of contract	General
Contract start date	01/10/2008
Contract end date	

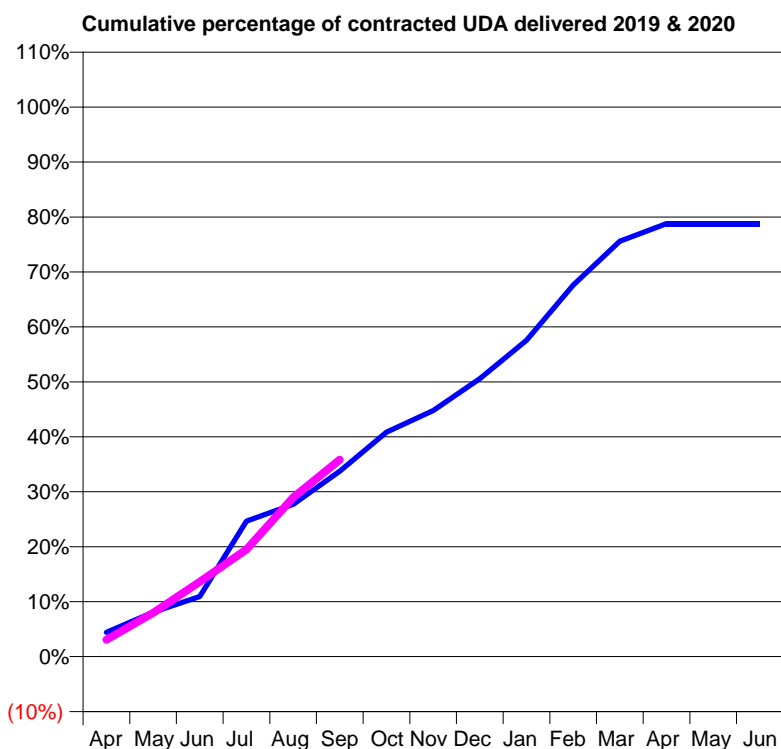
19/20 Contracted general activity (UDA)	815
Carry forward general activity (UDA)	0
19/20 Contracted orthodontic activity (UOA)	0
Carry forward orthodontic activity (UOA)	0
Baseline contract value	£26,432.55

ACCESS*

Patients seen in 24 months	Total	Change since previous quarter
Quarter ending September 2018	292	
Quarter ending December 2018	292	→
Quarter ending March 2019	303	↑
Quarter ending June 2019	303	→
Quarter ending September 2019	311	↑
Variance since September 2018	6.5%	↑



ACTIVITY



Month	Adjusted Scheduled Activity (UDA)	
	2019	2020
April	36	25
May	66	65
June	89	111
July	201	159
August	226	236
September	275	292
October	333	
November	365	
December	412	
January	469	
February	551	
March	616	
April	642	
May	642	
June	642	

QUALITY

	Quantity	Base Number	Contract	AT	Region	England
% of FP17s for the same patient ID Re-attending within 3 months - Children	14	244	5.7%	10.0%	11.3%	11.5%
% of FP17s for the same patient ID Re-attending within 3 months - Adults	0	0	N/A	13.5%	14.7%	15.4%
% of FP17s for the same patient ID Re-attending between 3 & 9 months - Children	172	244	70.5%	63.2%	60.8%	59.7%
% of FP17s for the same patient ID Re-attending between 3 & 9 months - Adults	0	0	N/A	56.9%	52.8%	51.7%
% of FP17s for Band 1 Urgent Courses	0	222	0.0%	6.8%	8.2%	9.2%
% of FP17s Relating to Free Repair or Replacements	0	222	0.0%	0.7%	0.7%	0.7%
% of FP17s Relating to Continuations	1	222	0.5%	1.0%	0.8%	0.8%
% of Patients satisfied with the dentistry they have received	0	0	N/A	91.9%	93.2%	93.5%
% of Patients satisfied with the time they had to wait for an appointment	0	0	N/A	86.7%	88.5%	87.4%

* This is based on patients treated on this contract for their most recent course of treatment. Figures in italics indicate the base number of FP17s or Patient Questionnaire responses are less than 100. N/A is shown where the base number of responses is less than 10 during the period. % is calculated as Quantity/Base number*100

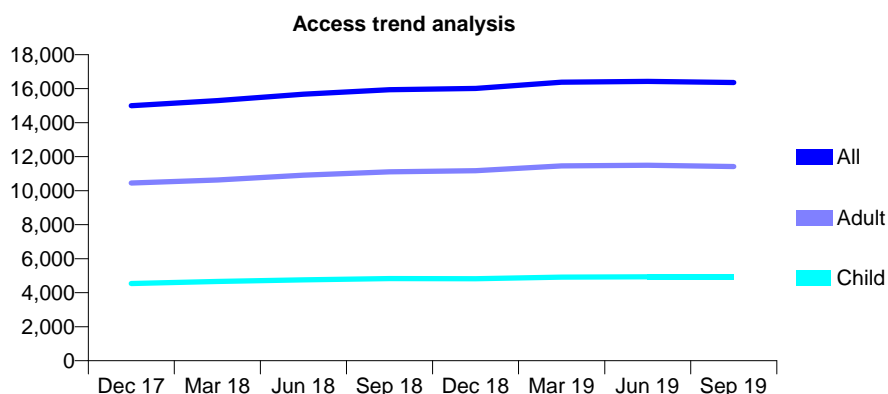
Q55 - Vital Signs At a Glance Contract Report for 126667/0001 - September 2019

Name or company name	Nationwide Healthcare - Normanton Road F
Contract type name	GDS Contract
Purpose of contract	General
Contract start date	17/02/2009
Contract end date	

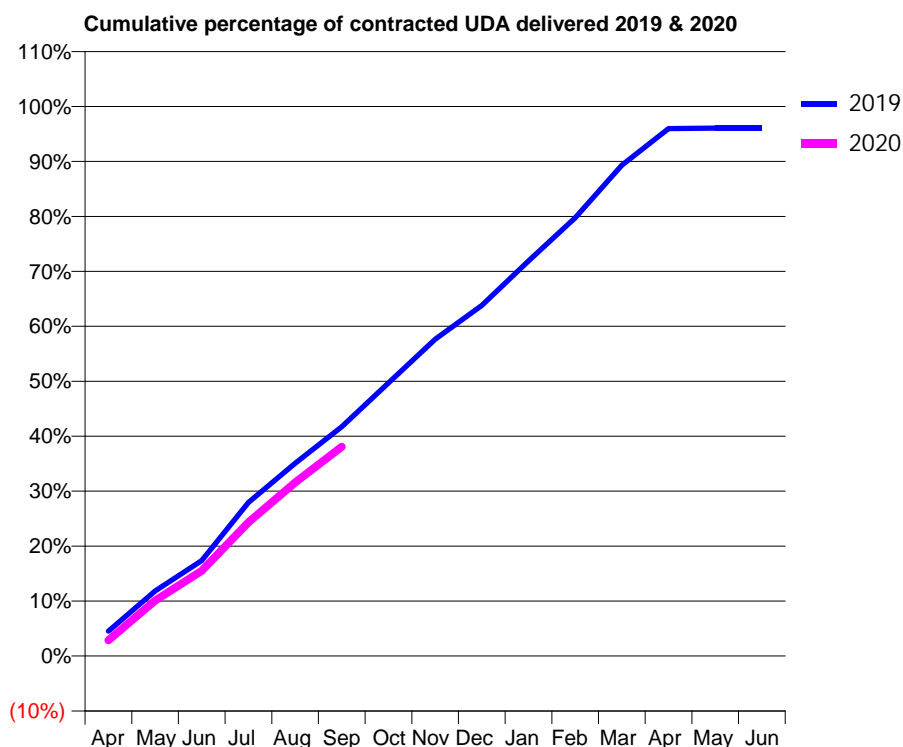
19/20 Contracted general activity (UDA)	44,885
Carry forward general activity (UDA)	0
19/20 Contracted orthodontic activity (UOA)	0
Carry forward orthodontic activity (UOA)	0
Baseline contract value	£1,112,533.97

ACCESS*

Patients seen in 24 months	Total	Change since previous quarter
Quarter ending September 2018	15,943	
Quarter ending December 2018	16,014	→
Quarter ending March 2019	16,381	↑
Quarter ending June 2019	16,431	→
Quarter ending September 2019	16,364	→
Variance since September 2018	2.6%	↑



ACTIVITY



Month	Adjusted Scheduled Activity (UDA)	
	2019	2020
April	2,182	1,288
May	5,718	4,542
June	8,383	6,966
July	13,478	10,915
August	16,910	14,182
September	20,122	17,092
October	23,970	
November	27,793	
December	30,753	
January	34,665	
February	38,452	
March	43,048	
April	46,272	
May	46,321	
June	46,315	

QUALITY

	Quantity	Base Number	Contract	AT	Region	England
% of FP17s for the same patient ID Re-attending within 3 months - Children	203	3,276	6.2%	10.0%	11.3%	11.5%
% of FP17s for the same patient ID Re-attending within 3 months - Adults	666	6,002	11.1%	13.5%	14.7%	15.4%
% of FP17s for the same patient ID Re-attending between 3 & 9 months - Children	1,862	3,276	56.8%	63.2%	60.8%	59.7%
% of FP17s for the same patient ID Re-attending between 3 & 9 months - Adults	2,701	6,002	45.0%	56.9%	52.8%	51.7%
% of FP17s for Band 1 Urgent Courses	681	8,138	8.4%	6.8%	8.2%	9.2%
% of FP17s Relating to Free Repair or Replacements	24	8,138	0.3%	0.7%	0.7%	0.7%
% of FP17s Relating to Continuations	81	8,138	1.0%	1.0%	0.8%	0.8%
% of Patients satisfied with the dentistry they have received	6	7	N/A	91.9%	93.2%	93.5%
% of Patients satisfied with the time they had to wait for an appointment	5	7	N/A	86.7%	88.5%	87.4%

* This is based on patients treated on this contract for their most recent course of treatment. Figures in italics indicate the base number of FP17s or Patient Questionnaire responses are less than 100. N/A is shown where the base number of responses is less than 10 during the period. % is calculated as Quantity/Base number*100

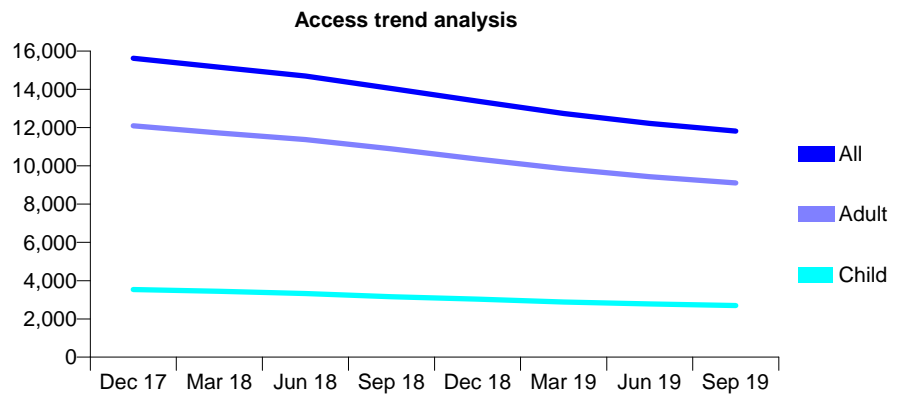
Q55 - Vital Signs At a Glance Contract Report for 127000/0001 - September 2019

Name or company name	Petrie Tucker & Partners Ltd
Contract type name	GDS Contract
Purpose of contract	General
Contract start date	01/04/2012
Contract end date	

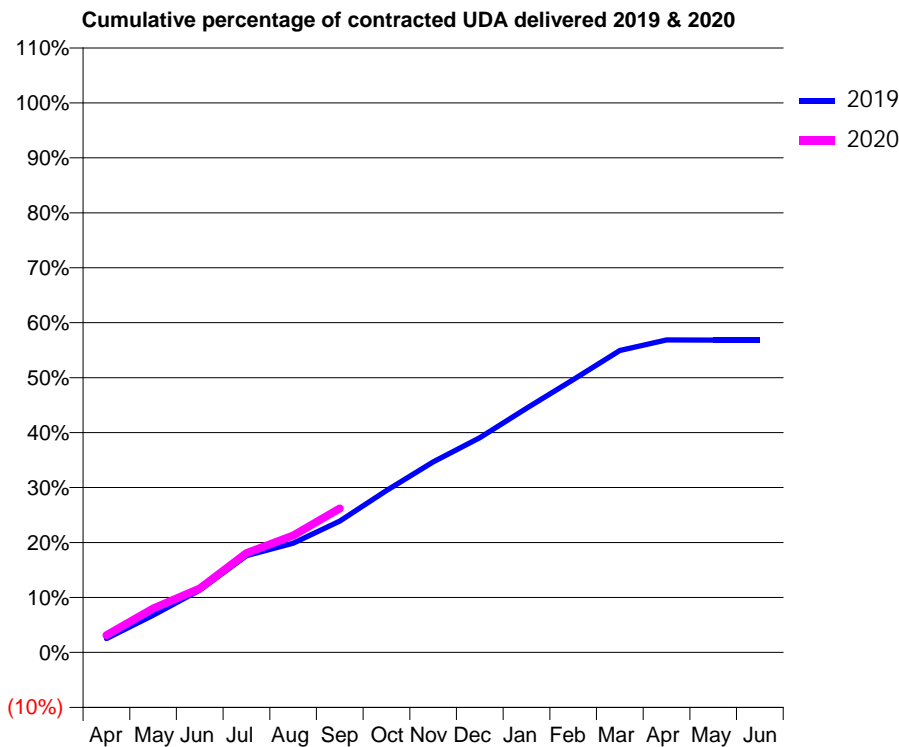
19/20 Contracted general activity (UDA)	50,324
Carry forward general activity (UDA)	0
19/20 Contracted orthodontic activity (UOA)	0
Carry forward orthodontic activity (UOA)	0
Baseline contract value	£1,214,161.72

ACCESS*

Patients seen in 24 months	Total	Change since previous quarter
Quarter ending September 2018	14,043	
Quarter ending December 2018	13,382	↓
Quarter ending March 2019	12,732	↓
Quarter ending June 2019	12,217	↓
Quarter ending September 2019	11,811	↓
Variance since September 2018	(15.9%)	↓



ACTIVITY



Month	2019	2020
April	1,270	1,576
May	3,418	4,028
June	5,710	5,851
July	8,863	9,098
August	10,010	10,709
September	12,017	13,179
October	14,835	
November	17,447	
December	19,670	
January	22,358	
February	24,981	
March	27,643	
April	28,617	
May	28,606	
June	28,605	

QUALITY

	Quantity	Base Number	Contract	AT	Region	England
% of FP17s for the same patient ID Re-attending within 3 months - Children	58	1,599	3.6%	10.0%	11.3%	11.5%
% of FP17s for the same patient ID Re-attending within 3 months - Adults	417	5,192	8.0%	13.5%	14.7%	15.4%
% of FP17s for the same patient ID Re-attending between 3 & 9 months - Children	757	1,599	47.3%	63.2%	60.8%	59.7%
% of FP17s for the same patient ID Re-attending between 3 & 9 months - Adults	2,449	5,192	47.2%	56.9%	52.8%	51.7%
% of FP17s for Band 1 Urgent Courses	301	6,314	4.8%	6.8%	8.2%	9.2%
% of FP17s Relating to Free Repair or Replacements	42	6,314	0.7%	0.7%	0.7%	0.7%
% of FP17s Relating to Continuations	51	6,314	0.8%	1.0%	0.8%	0.8%
% of Patients satisfied with the dentistry they have received	4	5	N/A	91.9%	93.2%	93.5%
% of Patients satisfied with the time they had to wait for an appointment	4	5	N/A	86.7%	88.5%	87.4%

* This is based on patients treated on this contract for their most recent course of treatment. Figures in italics indicate the base number of FP17s or Patient Questionnaire responses are less than 100. N/A is shown where the base number of responses is less than 10 during the period. % is calculated as Quantity/Base number*100

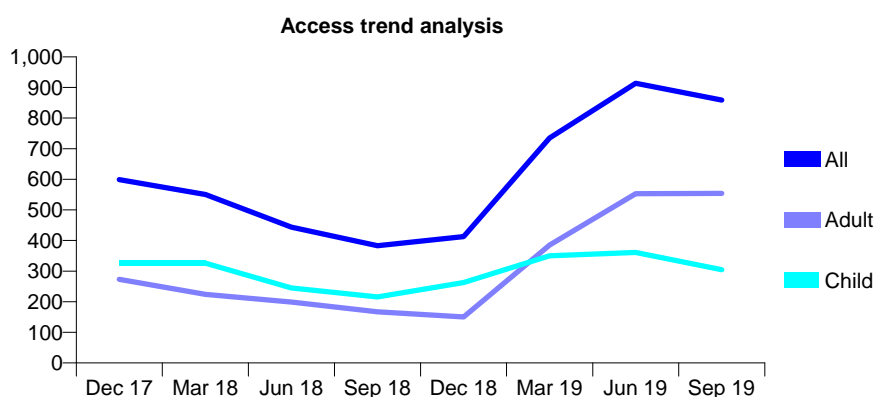
Q55 - Vital Signs At a Glance Contract Report for 128597/0001 - September 2019

Name or company name	Creswell Dental Limited
Contract type name	GDS Contract
Purpose of contract	General
Contract start date	01/07/2013
Contract end date	

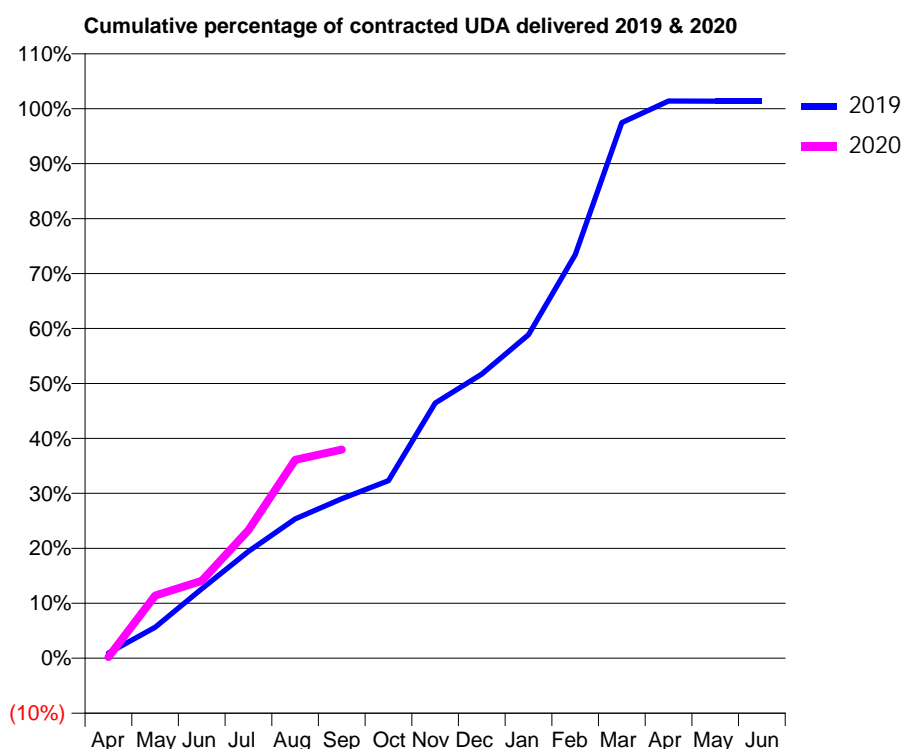
19/20 Contracted general activity (UDA)	1,760
Carry forward general activity (UDA)	0
19/20 Contracted orthodontic activity (UOA)	0
Carry forward orthodontic activity (UOA)	0
Baseline contract value	£48,931.10

ACCESS*

Patients seen in 24 months	Total	Change since previous quarter
Quarter ending September 2018	383	
Quarter ending December 2018	413	↑
Quarter ending March 2019	735	↑
Quarter ending June 2019	914	↑
Quarter ending September 2019	859	↓
Variance since September 2018	124.3%	↑



ACTIVITY



Month	2019	2020
April	17	4
May	99	201
June	222	248
July	342	410
August	446	635
September	511	668
October	569	
November	817	
December	910	
January	1,036	
February	1,292	
March	1,715	
April	1,785	
May	1,784	
June	1,784	

QUALITY

	Quantity	Base Number	Contract	AT	Region	England
% of FP17s for the same patient ID Re-attending within 3 months - Children	3	256	1.2%	10.0%	11.3%	11.5%
% of FP17s for the same patient ID Re-attending within 3 months - Adults	6	447	1.3%	13.5%	14.7%	15.4%
% of FP17s for the same patient ID Re-attending between 3 & 9 months - Children	60	256	23.4%	63.2%	60.8%	59.7%
% of FP17s for the same patient ID Re-attending between 3 & 9 months - Adults	51	447	11.4%	56.9%	52.8%	51.7%
% of FP17s for Band 1 Urgent Courses	57	649	8.8%	6.8%	8.2%	9.2%
% of FP17s Relating to Free Repair or Replacements	0	649	0.0%	0.7%	0.7%	0.7%
% of FP17s Relating to Continuations	3	649	0.5%	1.0%	0.8%	0.8%
% of Patients satisfied with the dentistry they have received	2	2	N/A	91.9%	93.2%	93.5%
% of Patients satisfied with the time they had to wait for an appointment	2	2	N/A	86.7%	88.5%	87.4%

* This is based on patients treated on this contract for their most recent course of treatment. Figures in italics indicate the base number of FP17s or Patient Questionnaire responses are less than 100. N/A is shown where the base number of responses is less than 10 during the period. % is calculated as Quantity/Base number*100

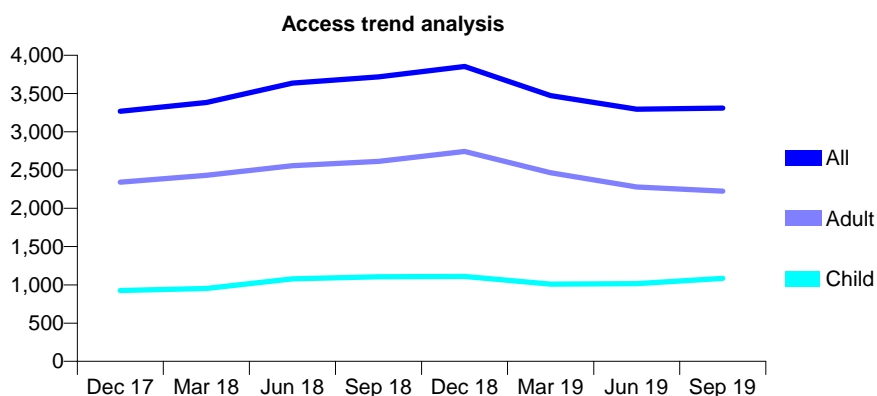
Q55 - Vital Signs At a Glance Contract Report for 128597/0002 - September 2019

Name or company name	Creswell Dental Limited
Contract type name	GDS Contract
Purpose of contract	General
Contract start date	01/07/2013
Contract end date	

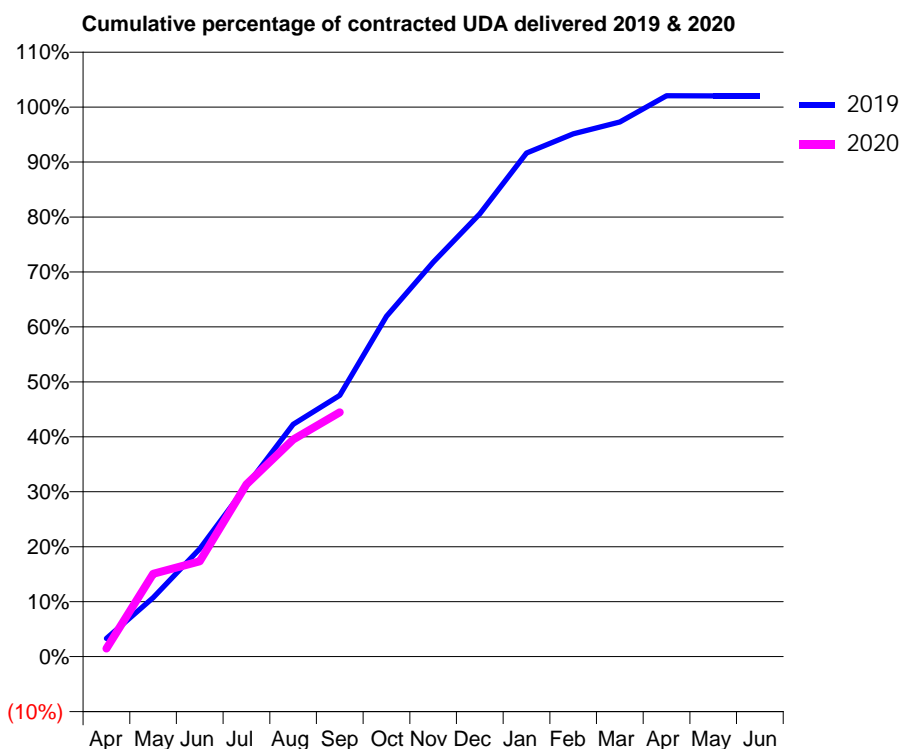
19/20 Contracted general activity (UDA)	10,000
Carry forward general activity (UDA)	0
19/20 Contracted orthodontic activity (UOA)	0
Carry forward orthodontic activity (UOA)	0
Baseline contract value	£389,354.15

ACCESS*

Patients seen in 24 months	Total	Change since previous quarter
Quarter ending September 2018	3,719	
Quarter ending December 2018	3,852	↑
Quarter ending March 2019	3,473	↓
Quarter ending June 2019	3,295	↓
Quarter ending September 2019	3,309	→
Variance since September 2018	(11.0%)	↓



ACTIVITY



Month	Adjusted Scheduled Activity (UDA)	
	2019	2020
April	332	147
May	1,074	1,508
June	1,963	1,735
July	3,108	3,137
August	4,227	3,951
September	4,755	4,444
October	6,194	
November	7,176	
December	8,054	
January	9,164	
February	9,512	
March	9,728	
April	10,205	
May	10,204	
June	10,204	

QUALITY

	Quantity	Base Number	Contract	AT	Region	England
% of FP17s for the same patient ID Re-attending within 3 months - Children	51	934	5.5%	10.0%	11.3%	11.5%
% of FP17s for the same patient ID Re-attending within 3 months - Adults	116	1,569	7.4%	13.5%	14.7%	15.4%
% of FP17s for the same patient ID Re-attending between 3 & 9 months - Children	468	934	50.1%	63.2%	60.8%	59.7%
% of FP17s for the same patient ID Re-attending between 3 & 9 months - Adults	862	1,569	54.9%	56.9%	52.8%	51.7%
% of FP17s for Band 1 Urgent Courses	20	2,220	0.9%	6.8%	8.2%	9.2%
% of FP17s Relating to Free Repair or Replacements	9	2,220	0.4%	0.7%	0.7%	0.7%
% of FP17s Relating to Continuations	41	2,220	1.8%	1.0%	0.8%	0.8%
% of Patients satisfied with the dentistry they have received	0	0	N/A	91.9%	93.2%	93.5%
% of Patients satisfied with the time they had to wait for an appointment	0	0	N/A	86.7%	88.5%	87.4%

* This is based on patients treated on this contract for their most recent course of treatment. Figures in italics indicate the base number of FP17s or Patient Questionnaire responses are less than 100. N/A is shown where the base number of responses is less than 10 during the period. % is calculated as Quantity/Base number*100

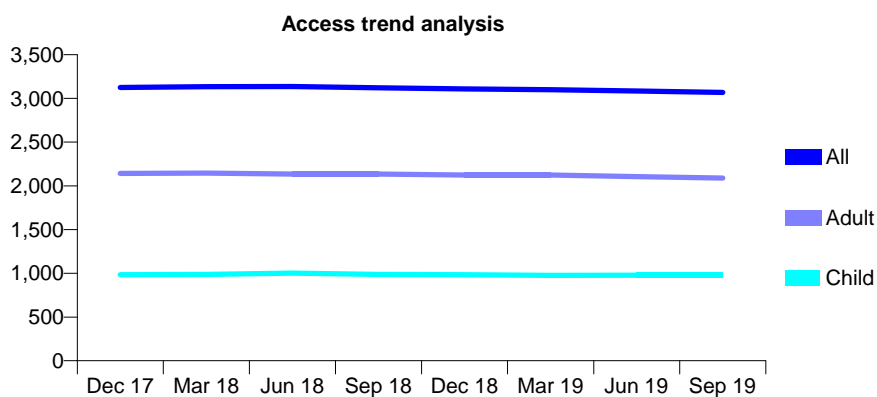
Q55 - Vital Signs At a Glance Contract Report for 131806/0001 - September 2019

Name or company name	Wollaton Dental Care
Contract type name	GDS Contract
Purpose of contract	General
Contract start date	01/04/2006
Contract end date	

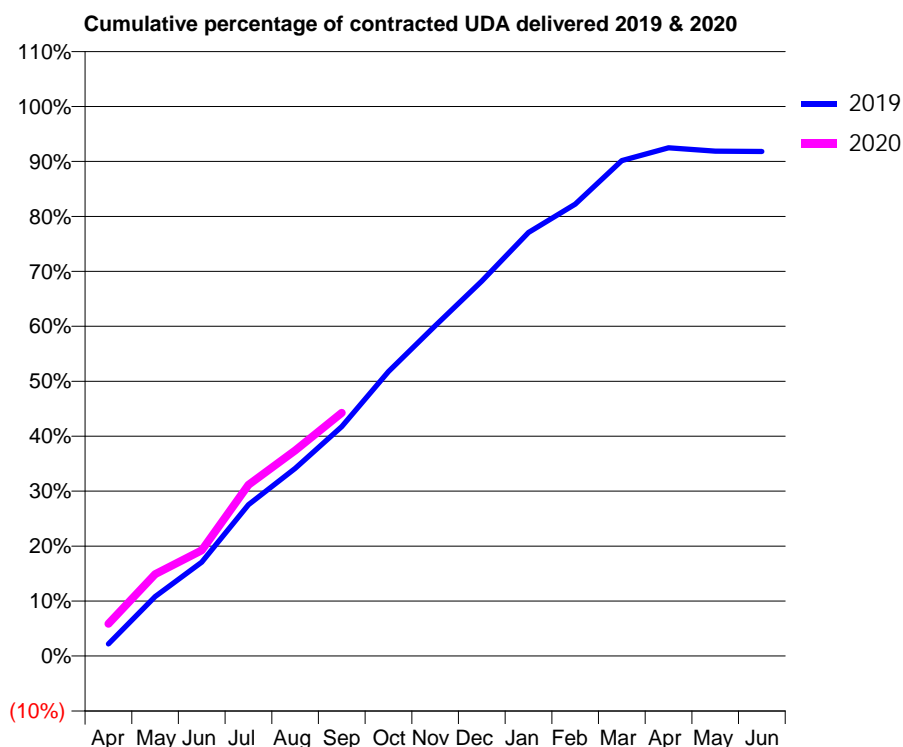
19/20 Contracted general activity (UDA)	9,356
Carry forward general activity (UDA)	0
19/20 Contracted orthodontic activity (UOA)	0
Carry forward orthodontic activity (UOA)	0
Baseline contract value	£217,532.90

ACCESS*

Patients seen in 24 months	Total	Change since previous quarter
Quarter ending September 2018	3,121	
Quarter ending December 2018	3,109	→
Quarter ending March 2019	3,100	→
Quarter ending June 2019	3,084	→
Quarter ending September 2019	3,067	→
Variance since September 2018	(1.7%)	↓



ACTIVITY



Month	Adjusted Scheduled Activity (UDA)	
	2019	2020
April	205	549
May	1,012	1,394
June	1,600	1,798
July	2,575	2,915
August	3,195	3,500
September	3,906	4,141
October	4,843	
November	5,623	
December	6,383	
January	7,211	
February	7,694	
March	8,434	
April	8,652	
May	8,595	
June	8,590	

QUALITY

	Quantity	Base Number	Contract	AT	Region	England
% of FP17s for the same patient ID Re-attending within 3 months - Children	48	780	6.2%	10.0%	11.3%	11.5%
% of FP17s for the same patient ID Re-attending within 3 months - Adults	254	1,605	15.8%	13.5%	14.7%	15.4%
% of FP17s for the same patient ID Re-attending between 3 & 9 months - Children	535	780	68.6%	63.2%	60.8%	59.7%
% of FP17s for the same patient ID Re-attending between 3 & 9 months - Adults	930	1,605	57.9%	56.9%	52.8%	51.7%
% of FP17s for Band 1 Urgent Courses	79	2,332	3.4%	6.8%	8.2%	9.2%
% of FP17s Relating to Free Repair or Replacements	11	2,332	0.5%	0.7%	0.7%	0.7%
% of FP17s Relating to Continuations	69	2,332	3.0%	1.0%	0.8%	0.8%
% of Patients satisfied with the dentistry they have received	0	0	N/A	91.9%	93.2%	93.5%
% of Patients satisfied with the time they had to wait for an appointment	0	0	N/A	86.7%	88.5%	87.4%

* This is based on patients treated on this contract for their most recent course of treatment. Figures in italics indicate the base number of FP17s or Patient Questionnaire responses are less than 100. N/A is shown where the base number of responses is less than 10 during the period. % is calculated as Quantity/Base number*100

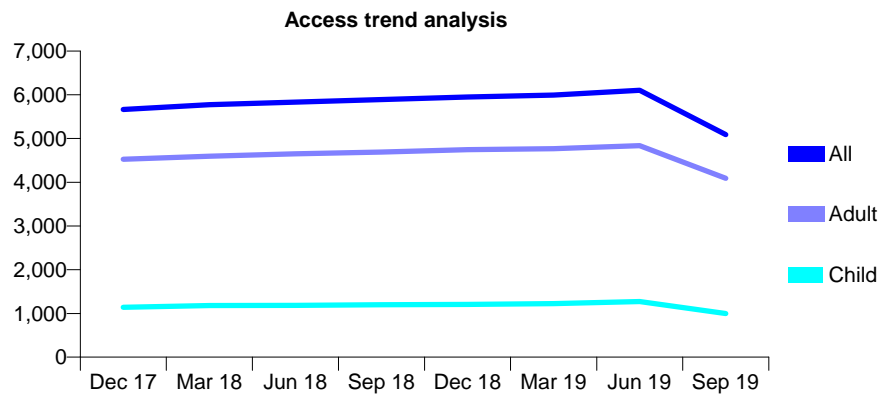
Q55 - Vital Signs At a Glance Contract Report for 131997/0001 - September 2019

Name or company name	Treeline Dental Care
Contract type name	GDS Contract
Purpose of contract	General
Contract start date	01/08/2010
Contract end date	31/07/2019

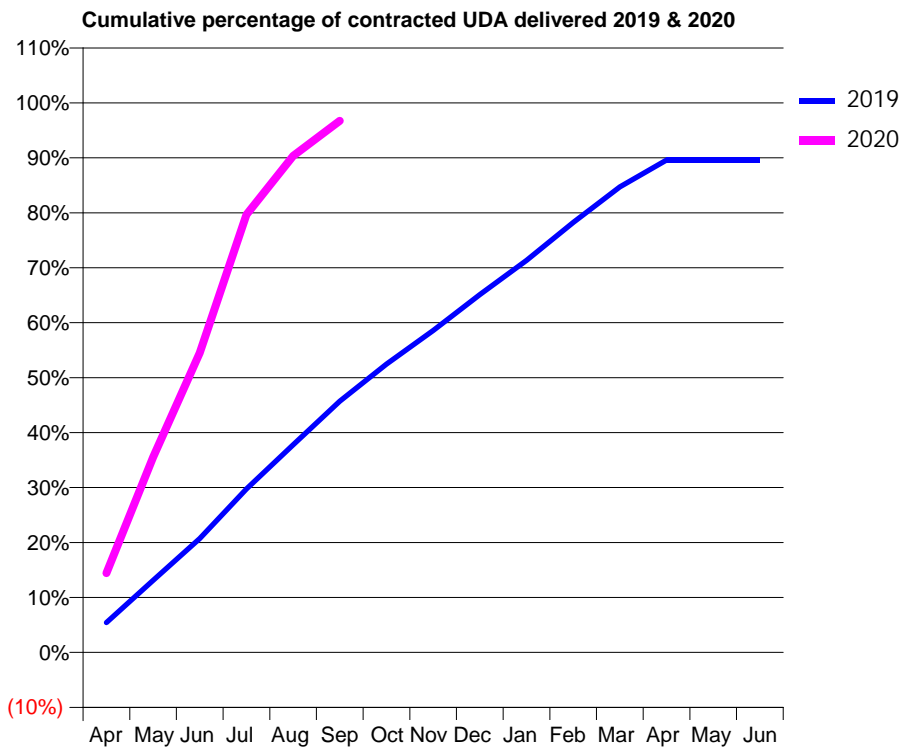
19/20 Contracted general activity (UDA)	4,852
Carry forward general activity (UDA)	0
19/20 Contracted orthodontic activity (UOA)	0
Carry forward orthodontic activity (UOA)	0
Baseline contract value	£118,589.45

ACCESS*

Patients seen in 24 months	Total	Change since previous quarter
Quarter ending September 2018	5,890	
Quarter ending December 2018	5,949	→
Quarter ending March 2019	5,993	→
Quarter ending June 2019	6,106	→
Quarter ending September 2019	5,088	↓
Variance since September 2018	(13.6%)	↓



ACTIVITY



Month	2019	2020
April	848	700
May	2,041	1,724
June	3,224	2,644
July	4,626	3,865
August	5,879	4,385
September	7,110	4,693
October	8,159	
November	9,116	
December	10,128	
January	11,096	
February	12,172	
March	13,178	
April	13,940	
May	13,941	
June	13,941	

QUALITY

	Quantity	Base Number	Contract	AT	Region	England
% of FP17s for the same patient ID Re-attending within 3 months - Children	30	711	4.2%	10.0%	11.3%	11.5%
% of FP17s for the same patient ID Re-attending within 3 months - Adults	309	2,718	11.4%	13.5%	14.7%	15.4%
% of FP17s for the same patient ID Re-attending between 3 & 9 months - Children	427	711	60.1%	63.2%	60.8%	59.7%
% of FP17s for the same patient ID Re-attending between 3 & 9 months - Adults	1,509	2,718	55.5%	56.9%	52.8%	51.7%
% of FP17s for Band 1 Urgent Courses	109	2,614	4.2%	6.8%	8.2%	9.2%
% of FP17s Relating to Free Repair or Replacements	12	2,614	0.5%	0.7%	0.7%	0.7%
% of FP17s Relating to Continuations	52	2,614	2.0%	1.0%	0.8%	0.8%
% of Patients satisfied with the dentistry they have received	1	1	N/A	91.9%	93.2%	93.5%
% of Patients satisfied with the time they had to wait for an appointment	1	1	N/A	86.7%	88.5%	87.4%

* This is based on patients treated on this contract for their most recent course of treatment. Figures in italics indicate the base number of FP17s or Patient Questionnaire responses are less than 100. N/A is shown where the base number of responses is less than 10 during the period. % is calculated as Quantity/Base number*100

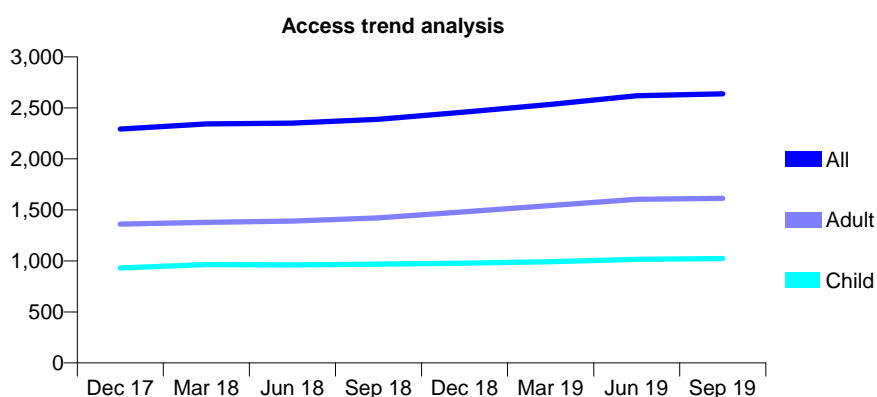
Q55 - Vital Signs At a Glance Contract Report for 133477/0001 - September 2019

Name or company name	Eckington One Partnership
Contract type name	GDS Contract
Purpose of contract	General
Contract start date	01/02/2016
Contract end date	

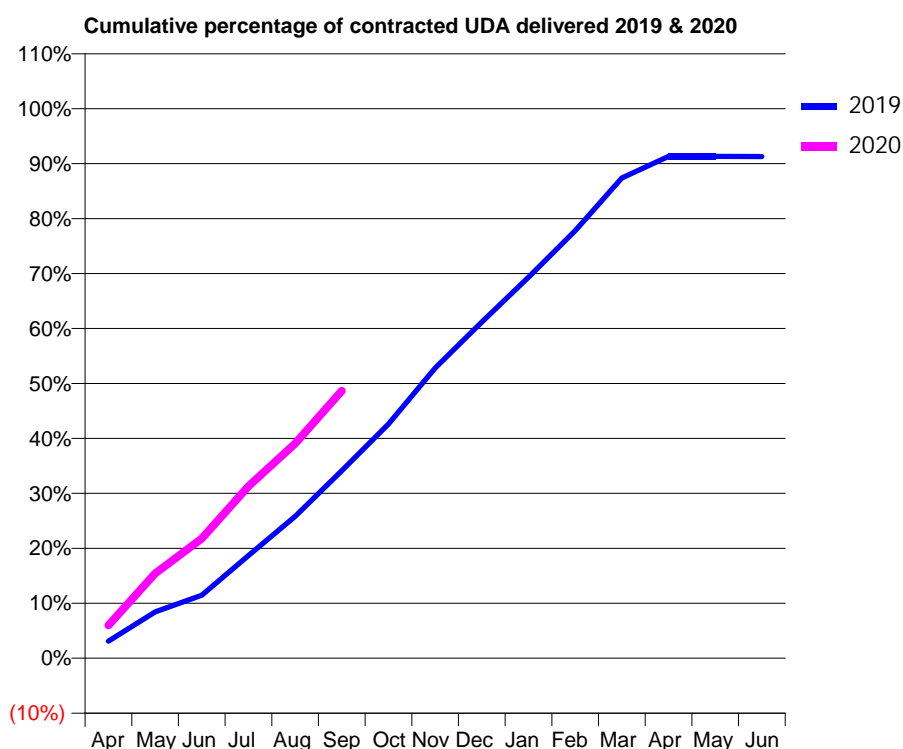
19/20 Contracted general activity (UDA)	7,300
Carry forward general activity (UDA)	0
19/20 Contracted orthodontic activity (UOA)	0
Carry forward orthodontic activity (UOA)	0
Baseline contract value	£175,664.83

ACCESS*

Patients seen in 24 months	Total	Change since previous quarter
Quarter ending September 2018	2,389	
Quarter ending December 2018	2,460	↑
Quarter ending March 2019	2,534	↑
Quarter ending June 2019	2,619	↑
Quarter ending September 2019	2,637	→
Variance since September 2018	10.4%	↑



ACTIVITY



Month	2019	2020
April	225	437
May	615	1,127
June	837	1,590
July	1,365	2,284
August	1,886	2,853
September	2,492	3,551
October	3,111	
November	3,855	
December	4,466	
January	5,061	
February	5,678	
March	6,379	
April	6,665	
May	6,666	
June	6,664	

QUALITY

	Quantity	Base Number	Contract	AT	Region	England
% of FP17s for the same patient ID Re-attending within 3 months - Children	108	876	12.3%	10.0%	11.3%	11.5%
% of FP17s for the same patient ID Re-attending within 3 months - Adults	188	1,252	15.0%	13.5%	14.7%	15.4%
% of FP17s for the same patient ID Re-attending between 3 & 9 months - Children	555	876	63.4%	63.2%	60.8%	59.7%
% of FP17s for the same patient ID Re-attending between 3 & 9 months - Adults	744	1,252	59.4%	56.9%	52.8%	51.7%
% of FP17s for Band 1 Urgent Courses	97	1,979	4.9%	6.8%	8.2%	9.2%
% of FP17s Relating to Free Repair or Replacements	22	1,979	1.1%	0.7%	0.7%	0.7%
% of FP17s Relating to Continuations	12	1,979	0.6%	1.0%	0.8%	0.8%
% of Patients satisfied with the dentistry they have received	0	0	N/A	91.9%	93.2%	93.5%
% of Patients satisfied with the time they had to wait for an appointment	0	0	N/A	86.7%	88.5%	87.4%

* This is based on patients treated on this contract for their most recent course of treatment.

Figures in italics indicate the base number of FP17s or Patient Questionnaire responses are less than 100. N/A is shown where the base number of responses is less than 10 during the period. % is calculated as Quantity/Base number*100

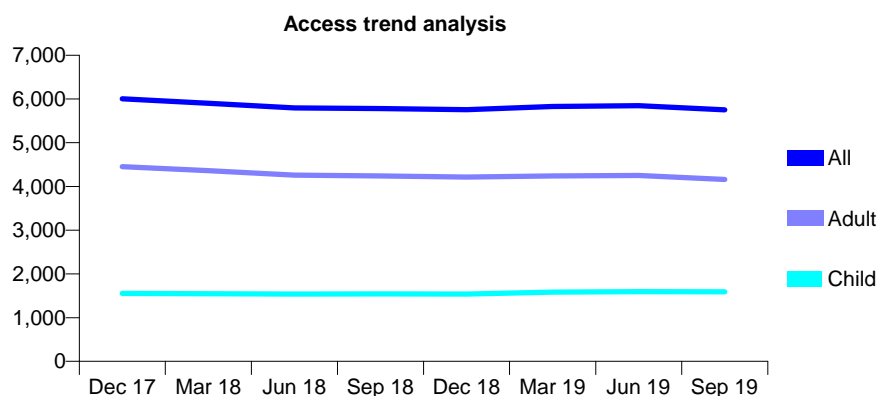
Q55 - Vital Signs At a Glance Contract Report for 134406/0001 - September 2019

Name or company name	Ice Surgeries Limited
Contract type name	GDS Contract
Purpose of contract	General
Contract start date	01/09/2009
Contract end date	

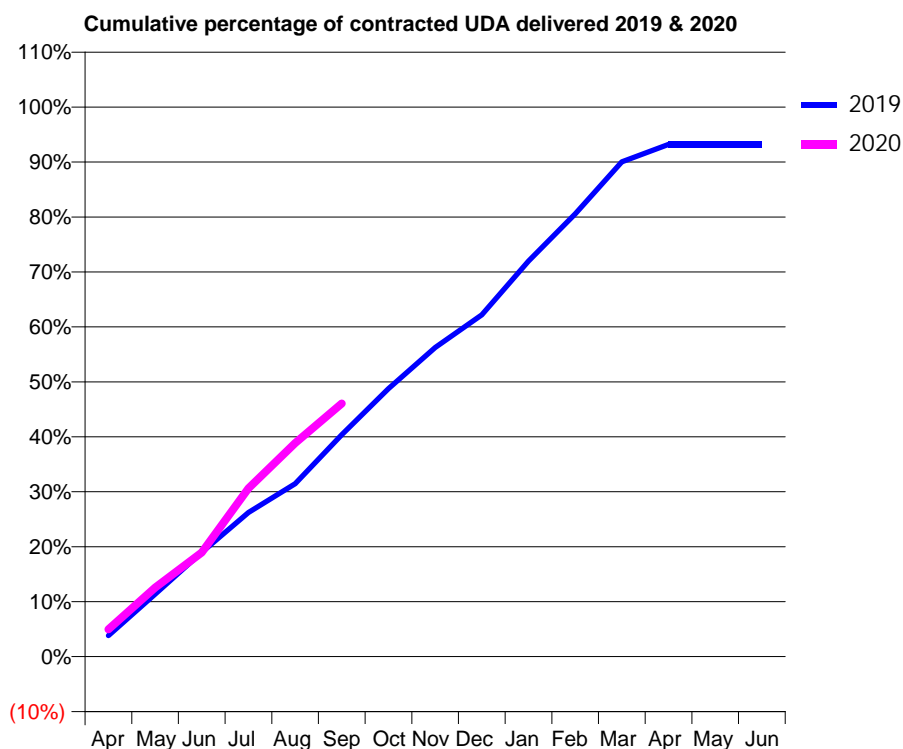
19/20 Contracted general activity (UDA)	14,804
Carry forward general activity (UDA)	0
19/20 Contracted orthodontic activity (UOA)	0
Carry forward orthodontic activity (UOA)	0
Baseline contract value	£353,251.13

ACCESS*

Patients seen in 24 months	Total	Change since previous quarter
Quarter ending September 2018	5,783	
Quarter ending December 2018	5,754	→
Quarter ending March 2019	5,826	→
Quarter ending June 2019	5,846	→
Quarter ending September 2019	5,750	↓
Variance since September 2018	(0.6%)	→



ACTIVITY



Month	Adjusted Scheduled Activity (UDA)	
	2019	2020
April	633	736
May	1,876	1,860
June	3,130	2,803
July	4,328	4,534
August	5,193	5,752
September	6,659	6,818
October	8,044	
November	9,283	
December	10,261	
January	11,879	
February	13,293	
March	14,851	
April	15,379	
May	15,379	
June	15,379	

QUALITY

	Quantity	Base Number	Contract	AT	Region	England
% of FP17s for the same patient ID Re-attending within 3 months - Children	110	1,360	8.1%	10.0%	11.3%	11.5%
% of FP17s for the same patient ID Re-attending within 3 months - Adults	385	2,892	13.3%	13.5%	14.7%	15.4%
% of FP17s for the same patient ID Re-attending between 3 & 9 months - Children	971	1,360	71.4%	63.2%	60.8%	59.7%
% of FP17s for the same patient ID Re-attending between 3 & 9 months - Adults	1,598	2,892	55.3%	56.9%	52.8%	51.7%
% of FP17s for Band 1 Urgent Courses	213	3,996	5.3%	6.8%	8.2%	9.2%
% of FP17s Relating to Free Repair or Replacements	45	3,996	1.1%	0.7%	0.7%	0.7%
% of FP17s Relating to Continuations	87	3,996	2.2%	1.0%	0.8%	0.8%
% of Patients satisfied with the dentistry they have received	0	0	N/A	91.9%	93.2%	93.5%
% of Patients satisfied with the time they had to wait for an appointment	0	0	N/A	86.7%	88.5%	87.4%

* This is based on patients treated on this contract for their most recent course of treatment. Figures in italics indicate the base number of FP17s or Patient Questionnaire responses are less than 100. N/A is shown where the base number of responses is less than 10 during the period. % is calculated as Quantity/Base number*100

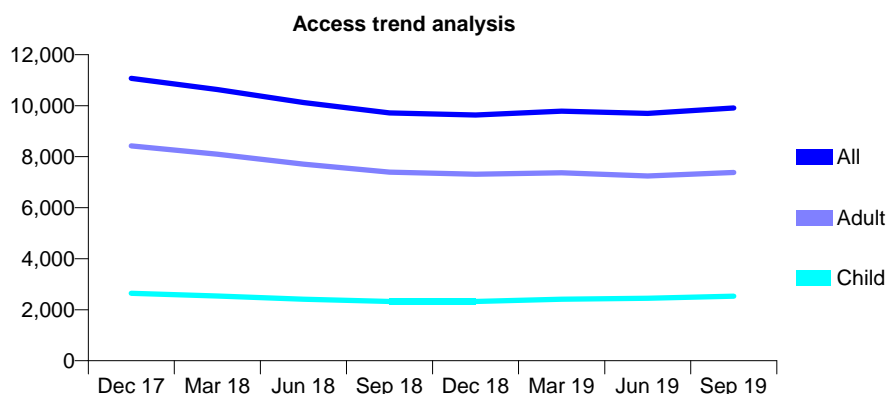
Q55 - Vital Signs At a Glance Contract Report for 134678/0001 - September 2019

Name or company name	IDH Mansfield Limited
Contract type name	GDS Contract
Purpose of contract	General
Contract start date	01/02/2008
Contract end date	

19/20 Contracted general activity (UDA)	33,500
Carry forward general activity (UDA)	0
19/20 Contracted orthodontic activity (UOA)	0
Carry forward orthodontic activity (UOA)	0
Baseline contract value	£839,481.04

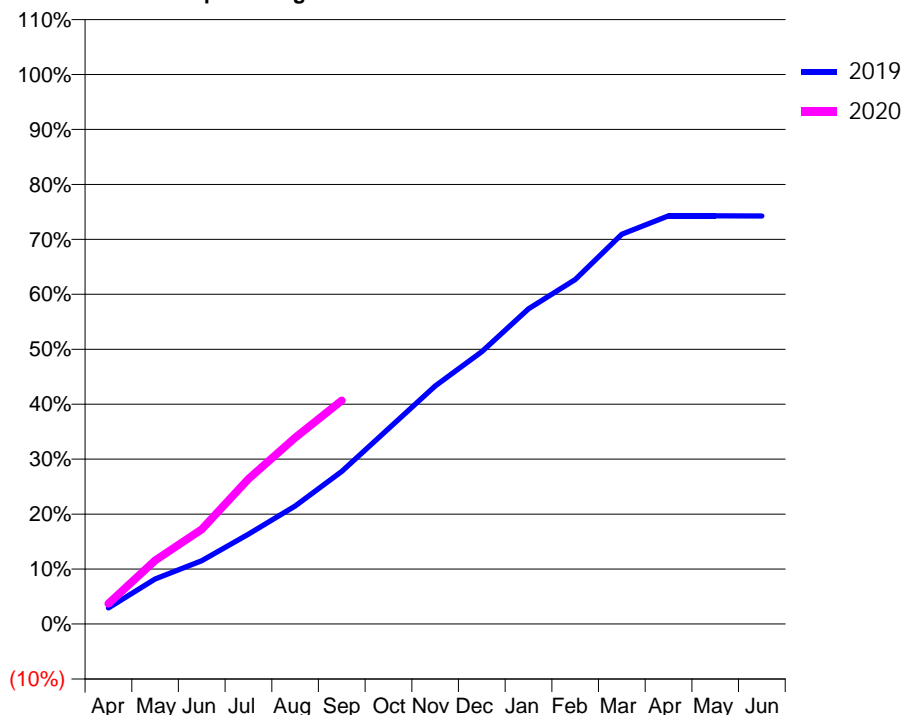
ACCESS*

Patients seen in 24 months	Total	Change since previous quarter
Quarter ending September 2018	9,719	
Quarter ending December 2018	9,635	→
Quarter ending March 2019	9,786	→
Quarter ending June 2019	9,695	→
Quarter ending September 2019	9,911	↑
Variance since September 2018	2.0%	→



ACTIVITY

Cumulative percentage of contracted UDA delivered 2019 & 2020



Adjusted Scheduled Activity (UDA)

Month	2019	2020
April	982	1,250
May	2,740	3,880
June	3,853	5,777
July	5,472	8,840
August	7,202	11,359
September	9,307	13,625
October	11,908	
November	14,516	
December	16,605	
January	19,211	
February	21,004	
March	23,761	
April	24,877	
May	24,876	
June	24,875	

QUALITY

	Quantity	Base Number	Contract	AT	Region	England
% of FP17s for the same patient ID Re-attending within 3 months - Children	80	1,962	4.1%	10.0%	11.3%	11.5%
% of FP17s for the same patient ID Re-attending within 3 months - Adults	499	5,427	9.2%	13.5%	14.7%	15.4%
% of FP17s for the same patient ID Re-attending between 3 & 9 months - Children	1,178	1,962	60.0%	63.2%	60.8%	59.7%
% of FP17s for the same patient ID Re-attending between 3 & 9 months - Adults	3,212	5,427	59.2%	56.9%	52.8%	51.7%
% of FP17s for Band 1 Urgent Courses	473	6,885	6.9%	6.8%	8.2%	9.2%
% of FP17s Relating to Free Repair or Replacements	38	6,885	0.6%	0.7%	0.7%	0.7%
% of FP17s Relating to Continuations	84	6,885	1.2%	1.0%	0.8%	0.8%
% of Patients satisfied with the dentistry they have received	3	3	N/A	91.9%	93.2%	93.5%
% of Patients satisfied with the time they had to wait for an appointment	3	3	N/A	86.7%	88.5%	87.4%

* This is based on patients treated on this contract for their most recent course of treatment.

Figures in italics indicate the base number of FP17s or Patient Questionnaire responses are less than 100. N/A is shown where the base number of responses is less than 10 during the period. % is calculated as Quantity/Base number*100

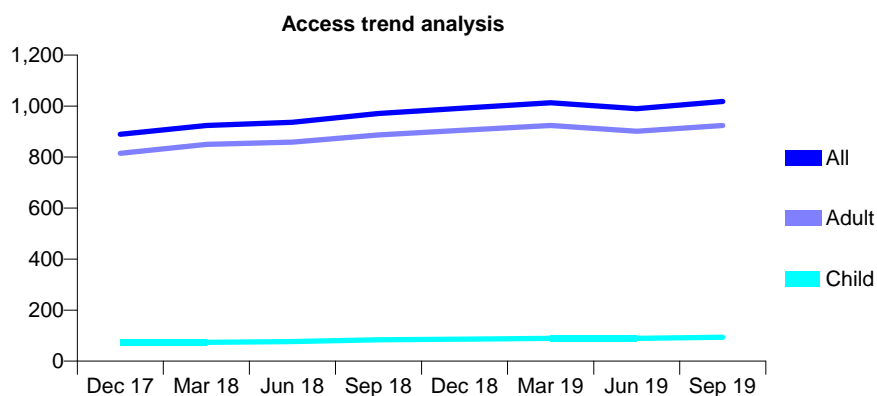
Q55 - Vital Signs At a Glance Contract Report for 135267/0001 - September 2019

Name or company name	Dr D Iliadis and Dr C Hancock
Contract type name	GDS Contract
Purpose of contract	General
Contract start date	01/06/2014
Contract end date	

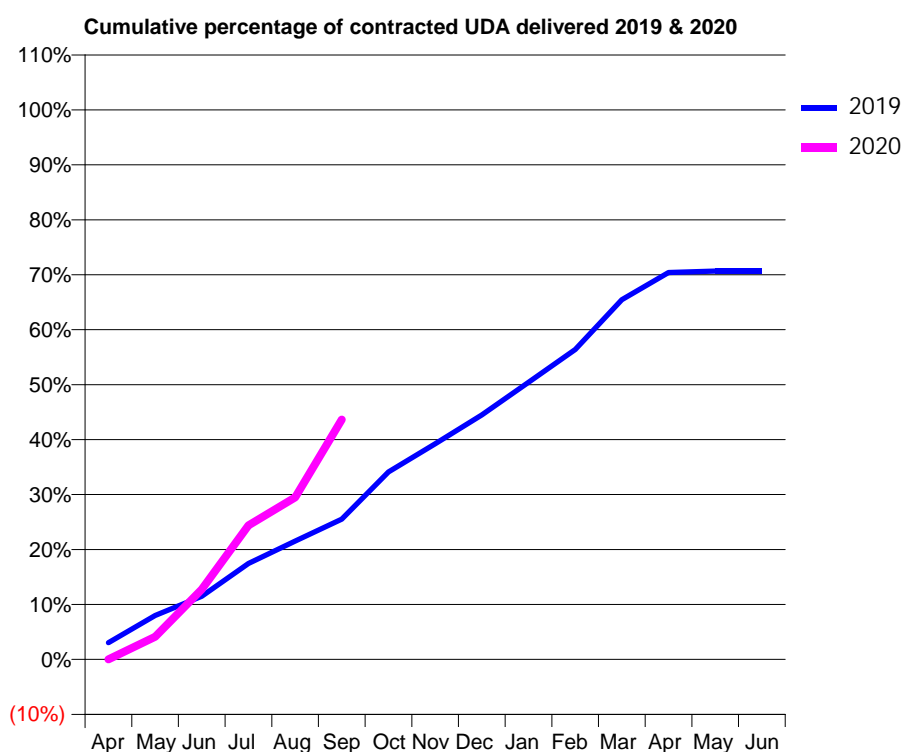
19/20 Contracted general activity (UDA)	2,340
Carry forward general activity (UDA)	0
19/20 Contracted orthodontic activity (UOA)	0
Carry forward orthodontic activity (UOA)	0
Baseline contract value	£58,929.38

ACCESS*

Patients seen in 24 months	Total	Change since previous quarter
Quarter ending September 2018	971	
Quarter ending December 2018	992	↑
Quarter ending March 2019	1,013	↑
Quarter ending June 2019	990	↓
Quarter ending September 2019	1,018	↑
Variance since September 2018	4.8%	↑



ACTIVITY



Month	2019	2020
April	132	0
May	347	96
June	499	299
July	758	571
August	934	690
September	1,107	1,021
October	1,481	
November	1,704	
December	1,931	
January	2,189	
February	2,448	
March	2,841	
April	3,055	
May	3,067	
June	3,067	

QUALITY

	Quantity	Base Number	Contract	AT	Region	England
% of FP17s for the same patient ID Re-attending within 3 months - Children	5	58	8.6%	10.0%	11.3%	11.5%
% of FP17s for the same patient ID Re-attending within 3 months - Adults	53	573	9.2%	13.5%	14.7%	15.4%
% of FP17s for the same patient ID Re-attending between 3 & 9 months - Children	33	58	56.9%	63.2%	60.8%	59.7%
% of FP17s for the same patient ID Re-attending between 3 & 9 months - Adults	326	573	56.9%	56.9%	52.8%	51.7%
% of FP17s for Band 1 Urgent Courses	47	560	8.4%	6.8%	8.2%	9.2%
% of FP17s Relating to Free Repair or Replacements	2	560	0.4%	0.7%	0.7%	0.7%
% of FP17s Relating to Continuations	1	560	0.2%	1.0%	0.8%	0.8%
% of Patients satisfied with the dentistry they have received	1	1	N/A	91.9%	93.2%	93.5%
% of Patients satisfied with the time they had to wait for an appointment	1	1	N/A	86.7%	88.5%	87.4%

* This is based on patients treated on this contract for their most recent course of treatment. Figures in italics indicate the base number of FP17s or Patient Questionnaire responses are less than 100. N/A is shown where the base number of responses is less than 10 during the period. % is calculated as Quantity/Base number*100

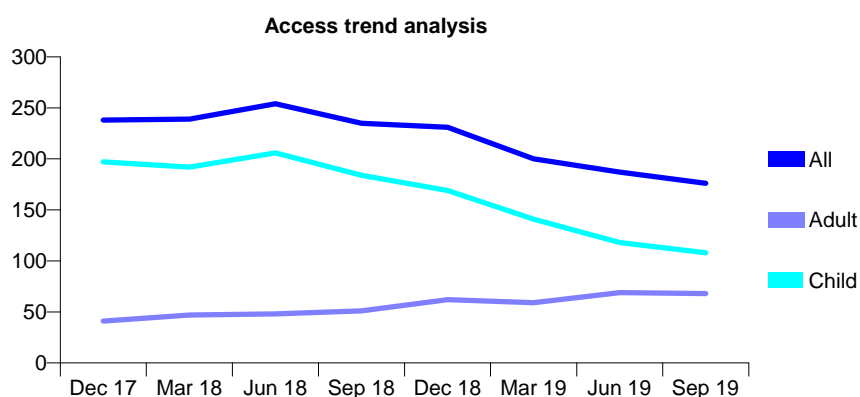
Q55 - Vital Signs At a Glance Contract Report for 135372/0001 - September 2019

Name or company name	No.1 The Orthodontic Specialists
Contract type name	GDS Contract
Purpose of contract	General and Orthodontic
Contract start date	14/12/2012
Contract end date	

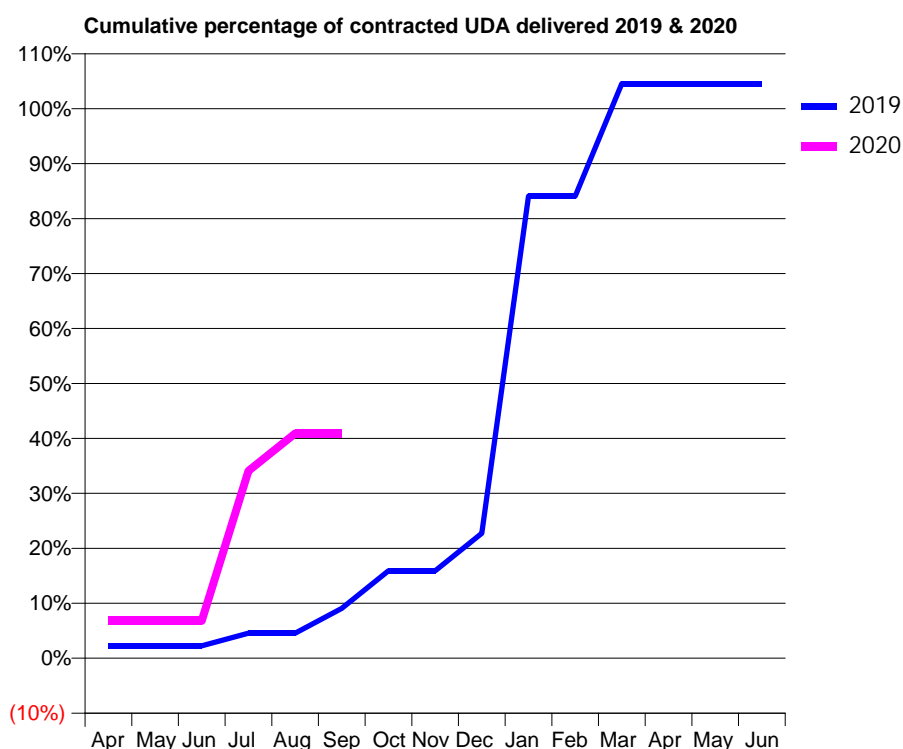
19/20 Contracted general activity (UDA)	44
Carry forward general activity (UDA)	0
19/20 Contracted orthodontic activity (UOA)	3,438
Carry forward orthodontic activity (UOA)	0
Baseline contract value	£239,277.57

ACCESS*

Patients seen in 24 months	Total	Change since previous quarter
Quarter ending September 2018	235	
Quarter ending December 2018	231	↓
Quarter ending March 2019	200	↓
Quarter ending June 2019	187	↓
Quarter ending September 2019	176	↓
Variance since September 2018	(25.1%)	↓



ACTIVITY



Month	Adjusted Scheduled Activity (UDA)	
	2019	2020
April	1	3
May	1	3
June	1	3
July	2	15
August	2	18
September	4	18
October	7	
November	7	
December	10	
January	37	
February	37	
March	46	
April	46	
May	46	
June	46	

QUALITY

	Quantity	Base Number	Contract	AT	Region	England
% of FP17s for the same patient ID Re-attending within 3 months - Children	1	431	0.2%	10.0%	11.3%	11.5%
% of FP17s for the same patient ID Re-attending within 3 months - Adults	0	26	0.0%	13.5%	14.7%	15.4%
% of FP17s for the same patient ID Re-attending between 3 & 9 months - Children	6	431	1.4%	63.2%	60.8%	59.7%
% of FP17s for the same patient ID Re-attending between 3 & 9 months - Adults	0	26	0.0%	56.9%	52.8%	51.7%
% of FP17s for Band 1 Urgent Courses	0	6	0.0%	6.8%	8.2%	9.2%
% of FP17s Relating to Free Repair or Replacements	0	6	0.0%	0.7%	0.7%	0.7%
% of FP17s Relating to Continuations	0	6	0.0%	1.0%	0.8%	0.8%
% of Patients satisfied with the dentistry they have received	0	0	N/A	91.9%	93.2%	93.5%
% of Patients satisfied with the time they had to wait for an appointment	0	0	N/A	86.7%	88.5%	87.4%

* This is based on patients treated on this contract for their most recent course of treatment. Figures in italics indicate the base number of FP17s or Patient Questionnaire responses are less than 100. N/A is shown where the base number of responses is less than 10 during the period. % is calculated as Quantity/Base number*100

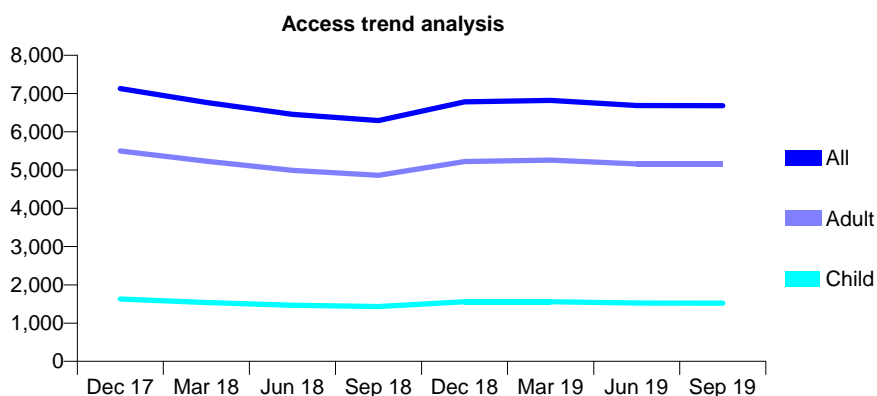
Q55 - Vital Signs At a Glance Contract Report for 136654/0001 - September 2019

Name or company name	Denticheck Ltd
Contract type name	GDS Contract
Purpose of contract	General
Contract start date	01/04/2009
Contract end date	

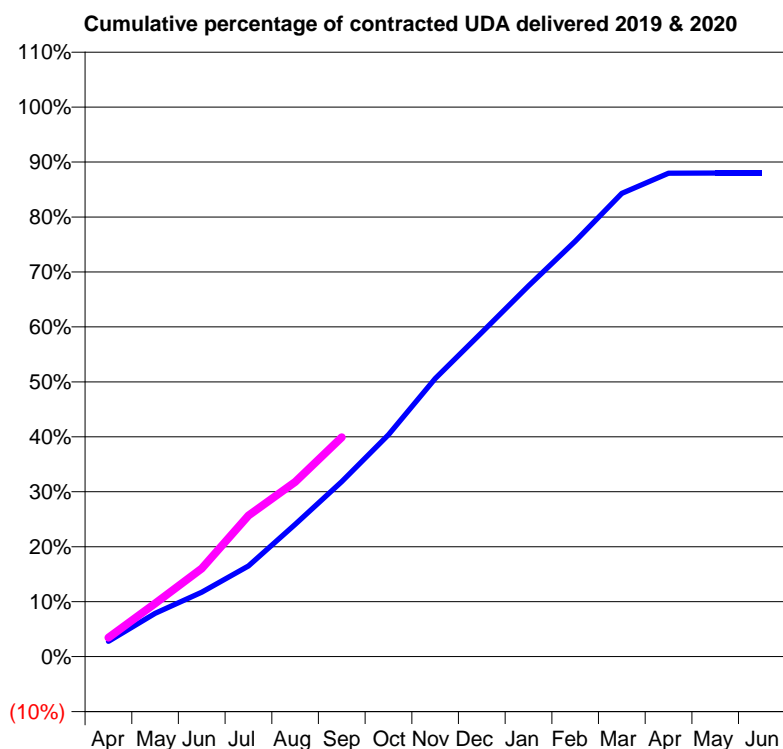
19/20 Contracted general activity (UDA)	23,894
Carry forward general activity (UDA)	0
19/20 Contracted orthodontic activity (UOA)	0
Carry forward orthodontic activity (UOA)	0
Baseline contract value	£577,028.71

ACCESS*

Patients seen in 24 months	Total	Change since previous quarter
Quarter ending September 2018	6,293	
Quarter ending December 2018	6,780	↑
Quarter ending March 2019	6,820	→
Quarter ending June 2019	6,688	↓
Quarter ending September 2019	6,680	→
Variance since September 2018	6.1%	↑



ACTIVITY



Month	Adjusted Scheduled Activity (UDA)	
	2019	2020
April	666	829
May	1,884	2,317
June	2,806	3,828
July	3,945	6,138
August	5,752	7,592
September	7,612	9,536
October	9,654	
November	12,090	
December	14,091	
January	16,117	
February	18,058	
March	20,138	
April	21,014	
May	21,019	
June	21,019	

QUALITY

	Quantity	Base Number	Contract	AT	Region	England
% of FP17s for the same patient ID Re-attending within 3 months - Children	426	1,587	26.8%	10.0%	11.3%	11.5%
% of FP17s for the same patient ID Re-attending within 3 months - Adults	553	4,015	13.8%	13.5%	14.7%	15.4%
% of FP17s for the same patient ID Re-attending between 3 & 9 months - Children	909	1,587	57.3%	63.2%	60.8%	59.7%
% of FP17s for the same patient ID Re-attending between 3 & 9 months - Adults	2,655	4,015	66.1%	56.9%	52.8%	51.7%
% of FP17s for Band 1 Urgent Courses	362	5,218	6.9%	6.8%	8.2%	9.2%
% of FP17s Relating to Free Repair or Replacements	51	5,218	1.0%	0.7%	0.7%	0.7%
% of FP17s Relating to Continuations	15	5,218	0.3%	1.0%	0.8%	0.8%
% of Patients satisfied with the dentistry they have received	1	1	N/A	91.9%	93.2%	93.5%
% of Patients satisfied with the time they had to wait for an appointment	1	1	N/A	86.7%	88.5%	87.4%

* This is based on patients treated on this contract for their most recent course of treatment. Figures in italics indicate the base number of FP17s or Patient Questionnaire responses are less than 100. N/A is shown where the base number of responses is less than 10 during the period. % is calculated as Quantity/Base number*100

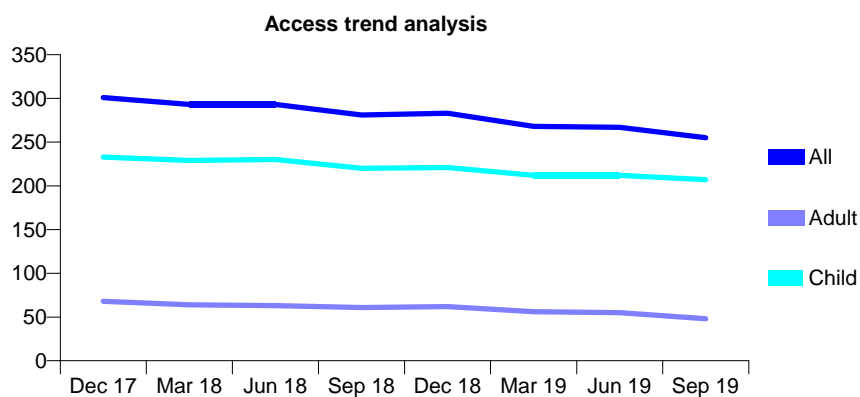
Q55 - Vital Signs At a Glance Contract Report for 137553/0001 - September 2019

Name or company name	Ruddington Dental Practice
Contract type name	GDS Contract
Purpose of contract	General
Contract start date	01/08/2013
Contract end date	

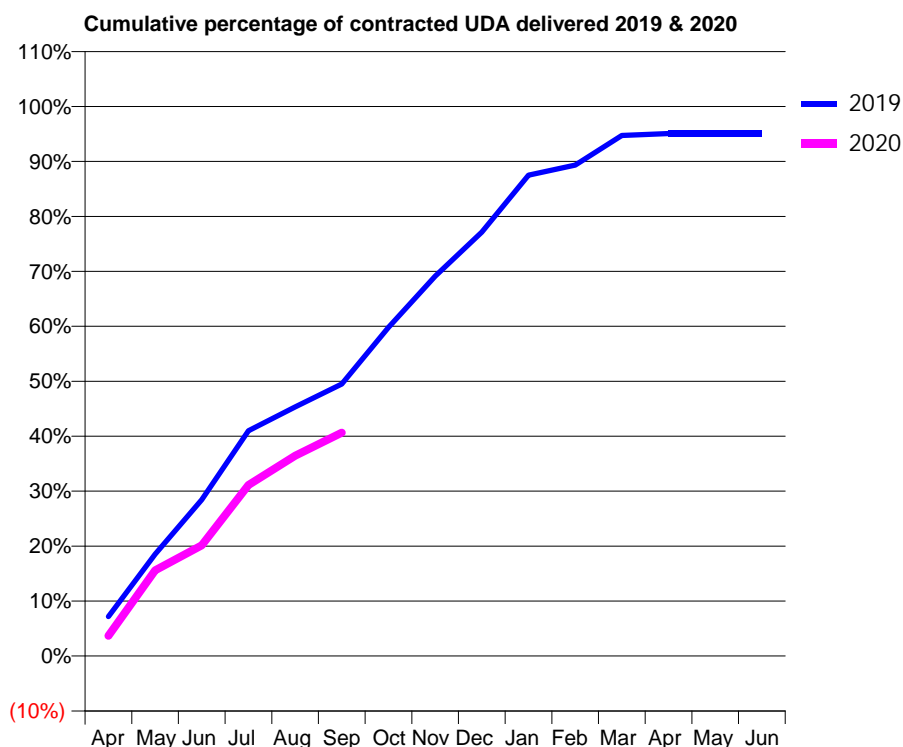
19/20 Contracted general activity (UDA)	600
Carry forward general activity (UDA)	0
19/20 Contracted orthodontic activity (UOA)	0
Carry forward orthodontic activity (UOA)	0
Baseline contract value	£15,988.98

ACCESS*

Patients seen in 24 months	Total	Change since previous quarter
Quarter ending September 2018	281	
Quarter ending December 2018	283	→
Quarter ending March 2019	268	↓
Quarter ending June 2019	267	→
Quarter ending September 2019	255	↓
Variance since September 2018	(9.3%)	↓



ACTIVITY



Month	Adjusted Scheduled Activity (UDA)	
	2019	2020
April	43	22
May	111	94
June	171	121
July	246	187
August	272	219
September	297	244
October	359	
November	415	
December	463	
January	525	
February	536	
March	568	
April	570	
May	570	
June	570	

QUALITY

	Quantity	Base Number	Contract	AT	Region	England
% of FP17s for the same patient ID Re-attending within 3 months - Children	5	181	2.8%	10.0%	11.3%	11.5%
% of FP17s for the same patient ID Re-attending within 3 months - Adults	0	23	0.0%	13.5%	14.7%	15.4%
% of FP17s for the same patient ID Re-attending between 3 & 9 months - Children	132	181	72.9%	63.2%	60.8%	59.7%
% of FP17s for the same patient ID Re-attending between 3 & 9 months - Adults	20	23	87.0%	56.9%	52.8%	51.7%
% of FP17s for Band 1 Urgent Courses	4	202	2.0%	6.8%	8.2%	9.2%
% of FP17s Relating to Free Repair or Replacements	0	202	0.0%	0.7%	0.7%	0.7%
% of FP17s Relating to Continuations	1	202	0.5%	1.0%	0.8%	0.8%
% of Patients satisfied with the dentistry they have received	0	0	N/A	91.9%	93.2%	93.5%
% of Patients satisfied with the time they had to wait for an appointment	0	0	N/A	86.7%	88.5%	87.4%

* This is based on patients treated on this contract for their most recent course of treatment. Figures in italics indicate the base number of FP17s or Patient Questionnaire responses are less than 100. N/A is shown where the base number of responses is less than 10 during the period. % is calculated as Quantity/Base number*100

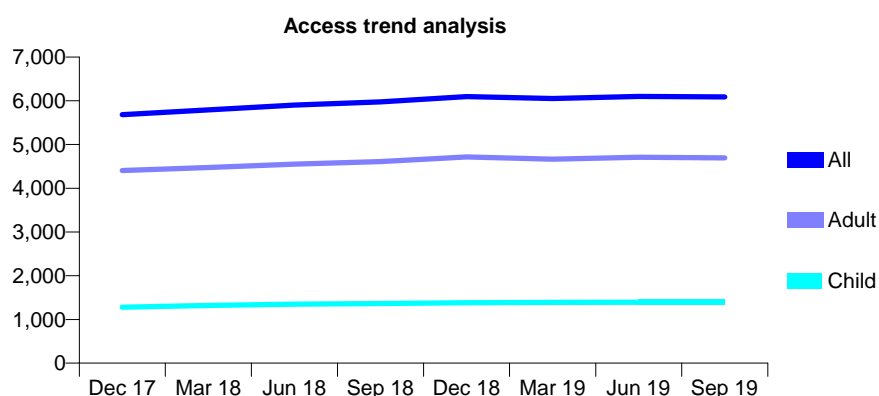
Q55 - Vital Signs At a Glance Contract Report for 138045/0001 - September 2019

Name or company name	16a Dental
Contract type name	GDS Contract
Purpose of contract	General
Contract start date	01/04/2006
Contract end date	

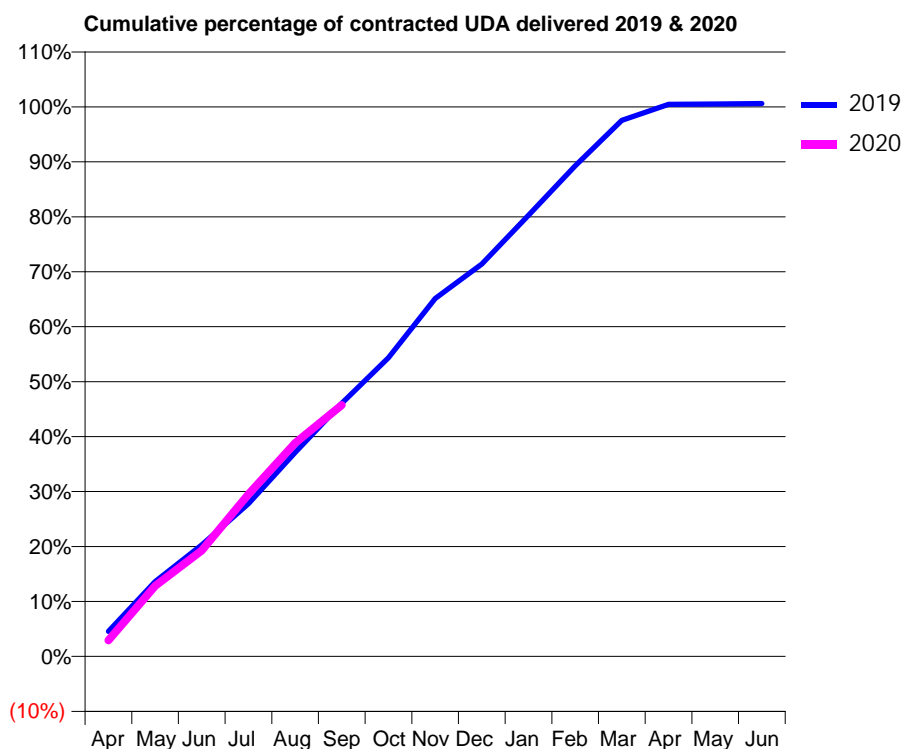
19/20 Contracted general activity (UDA)	15,977
Carry forward general activity (UDA)	0
19/20 Contracted orthodontic activity (UOA)	0
Carry forward orthodontic activity (UOA)	0
Baseline contract value	£434,033.81

ACCESS*

Patients seen in 24 months	Total	Change since previous quarter
Quarter ending September 2018	5,974	
Quarter ending December 2018	6,097	↑
Quarter ending March 2019	6,053	→
Quarter ending June 2019	6,100	→
Quarter ending September 2019	6,090	→
Variance since September 2018	1.9%	→



ACTIVITY



Month	Adjusted Scheduled Activity (UDA)	
	2019	2020
April	732	467
May	2,177	2,049
June	3,240	3,081
July	4,442	4,716
August	5,928	6,207
September	7,362	7,306
October	8,687	
November	10,405	
December	11,409	
January	12,826	
February	14,263	
March	15,584	
April	16,051	
May	16,062	
June	16,074	

QUALITY

	Quantity	Base Number	Contract	AT	Region	England
% of FP17s for the same patient ID Re-attending within 3 months - Children	78	1,320	5.9%	10.0%	11.3%	11.5%
% of FP17s for the same patient ID Re-attending within 3 months - Adults	544	4,096	13.3%	13.5%	14.7%	15.4%
% of FP17s for the same patient ID Re-attending between 3 & 9 months - Children	965	1,320	73.1%	63.2%	60.8%	59.7%
% of FP17s for the same patient ID Re-attending between 3 & 9 months - Adults	2,854	4,096	69.7%	56.9%	52.8%	51.7%
% of FP17s for Band 1 Urgent Courses	338	4,665	7.2%	6.8%	8.2%	9.2%
% of FP17s Relating to Free Repair or Replacements	35	4,665	0.8%	0.7%	0.7%	0.7%
% of FP17s Relating to Continuations	62	4,665	1.3%	1.0%	0.8%	0.8%
% of Patients satisfied with the dentistry they have received	4	4	N/A	91.9%	93.2%	93.5%
% of Patients satisfied with the time they had to wait for an appointment	4	4	N/A	86.7%	88.5%	87.4%

* This is based on patients treated on this contract for their most recent course of treatment. Figures in italics indicate the base number of FP17s or Patient Questionnaire responses are less than 100. N/A is shown where the base number of responses is less than 10 during the period. % is calculated as Quantity/Base number*100

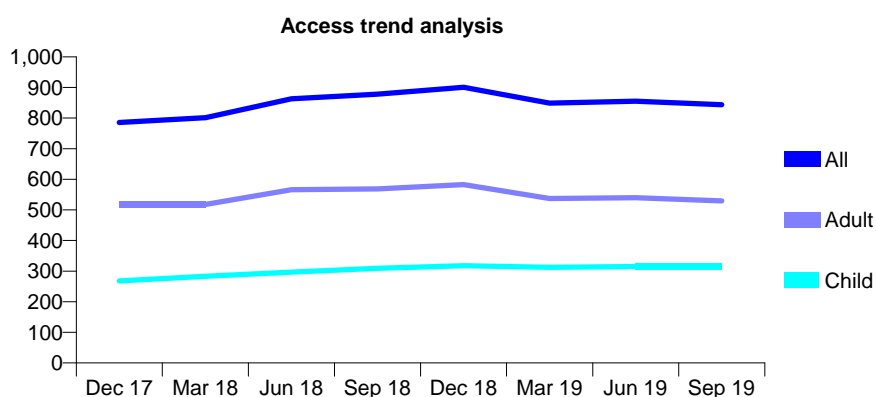
Q55 - Vital Signs At a Glance Contract Report for 138169/0001 - September 2019

Name or company name	Holly Tree House Dental Practice
Contract type name	GDS Contract
Purpose of contract	General
Contract start date	25/11/2011
Contract end date	

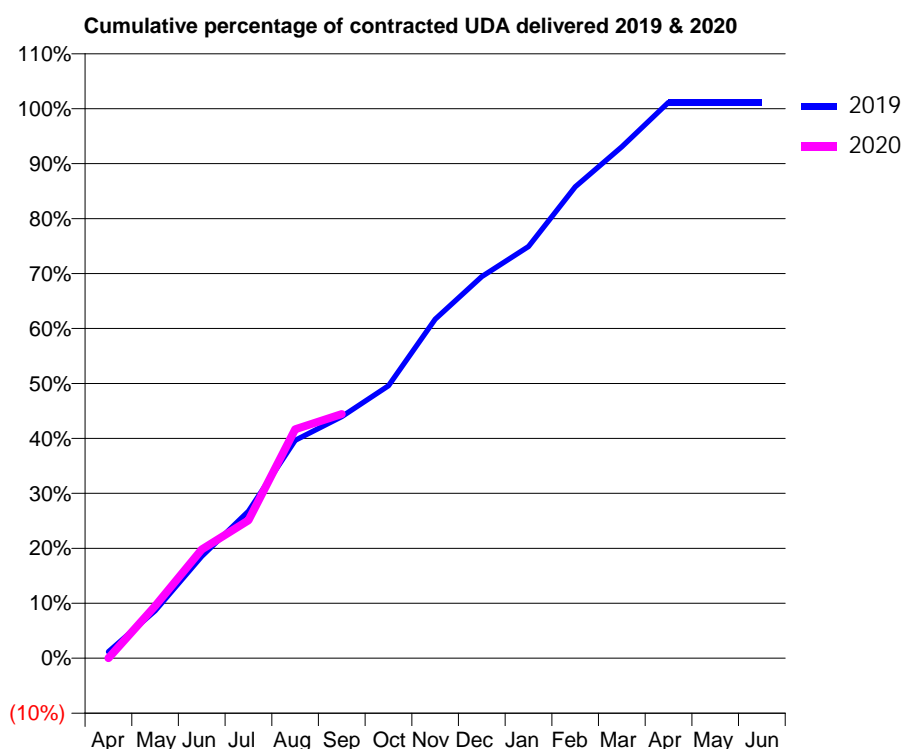
19/20 Contracted general activity (UDA)	2,254
Carry forward general activity (UDA)	0
19/20 Contracted orthodontic activity (UOA)	0
Carry forward orthodontic activity (UOA)	0
Baseline contract value	£55,197.03

ACCESS*

Patients seen in 24 months	Total	Change since previous quarter
Quarter ending September 2018	878	
Quarter ending December 2018	901	↑
Quarter ending March 2019	849	↓
Quarter ending June 2019	855	→
Quarter ending September 2019	844	↓
Variance since September 2018	(3.9%)	↓



ACTIVITY



Month	Adjusted Scheduled Activity (UDA)	
	2019	2020
April	26	0
May	194	214
June	418	446
July	603	565
August	894	939
September	991	1,001
October	1,118	
November	1,391	
December	1,565	
January	1,689	
February	1,933	
March	2,097	
April	2,280	
May	2,280	
June	2,280	

QUALITY

	Quantity	Base Number	Contract	AT	Region	England
% of FP17s for the same patient ID Re-attending within 3 months - Children	21	249	8.4%	10.0%	11.3%	11.5%
% of FP17s for the same patient ID Re-attending within 3 months - Adults	30	288	10.4%	13.5%	14.7%	15.4%
% of FP17s for the same patient ID Re-attending between 3 & 9 months - Children	169	249	67.9%	63.2%	60.8%	59.7%
% of FP17s for the same patient ID Re-attending between 3 & 9 months - Adults	166	288	57.6%	56.9%	52.8%	51.7%
% of FP17s for Band 1 Urgent Courses	10	476	2.1%	6.8%	8.2%	9.2%
% of FP17s Relating to Free Repair or Replacements	0	476	0.0%	0.7%	0.7%	0.7%
% of FP17s Relating to Continuations	10	476	2.1%	1.0%	0.8%	0.8%
% of Patients satisfied with the dentistry they have received	0	0	N/A	91.9%	93.2%	93.5%
% of Patients satisfied with the time they had to wait for an appointment	0	0	N/A	86.7%	88.5%	87.4%

* This is based on patients treated on this contract for their most recent course of treatment.

Figures in italics indicate the base number of FP17s or Patient Questionnaire responses are less than 100. N/A is shown where the base number of responses is less than 10 during the period. % is calculated as Quantity/Base number*100

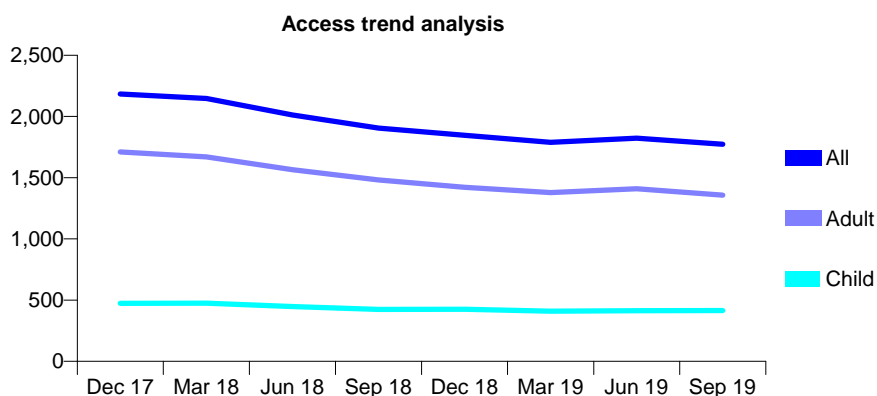
Q55 - Vital Signs At a Glance Contract Report for 138592/0001 - September 2019

Name or company name	Oradent Studio
Contract type name	GDS Contract
Purpose of contract	General
Contract start date	12/02/2014
Contract end date	

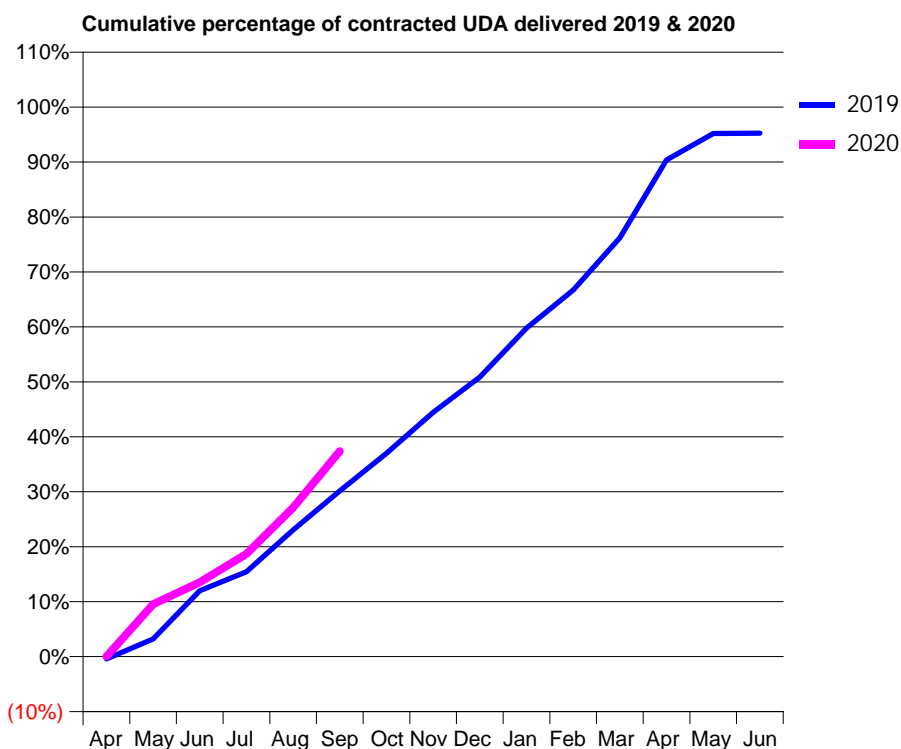
19/20 Contracted general activity (UDA)	5,825
Carry forward general activity (UDA)	0
19/20 Contracted orthodontic activity (UOA)	0
Carry forward orthodontic activity (UOA)	0
Baseline contract value	£155,539.34

ACCESS*

Patients seen in 24 months	Total	Change since previous quarter
Quarter ending September 2018	1,906	
Quarter ending December 2018	1,847	↓
Quarter ending March 2019	1,789	↓
Quarter ending June 2019	1,823	→
Quarter ending September 2019	1,773	↓
Variance since September 2018	(7.0%)	↓



ACTIVITY



Month	Adjusted Scheduled Activity (UDA)	
	2019	2020
April	-26	0
May	187	556
June	698	788
July	899	1,088
August	1,344	1,581
September	1,756	2,177
October	2,154	
November	2,589	
December	2,961	
January	3,482	
February	3,885	
March	4,439	
April	5,265	
May	5,545	
June	5,547	

QUALITY

	Quantity	Base Number	Contract	AT	Region	England
% of FP17s for the same patient ID Re-attending within 3 months - Children	22	304	7.2%	10.0%	11.3%	11.5%
% of FP17s for the same patient ID Re-attending within 3 months - Adults	106	1,049	10.1%	13.5%	14.7%	15.4%
% of FP17s for the same patient ID Re-attending between 3 & 9 months - Children	131	304	43.1%	63.2%	60.8%	59.7%
% of FP17s for the same patient ID Re-attending between 3 & 9 months - Adults	475	1,049	45.3%	56.9%	52.8%	51.7%
% of FP17s for Band 1 Urgent Courses	67	955	7.0%	6.8%	8.2%	9.2%
% of FP17s Relating to Free Repair or Replacements	10	955	1.0%	0.7%	0.7%	0.7%
% of FP17s Relating to Continuations	2	955	0.2%	1.0%	0.8%	0.8%
% of Patients satisfied with the dentistry they have received	2	4	N/A	91.9%	93.2%	93.5%
% of Patients satisfied with the time they had to wait for an appointment	2	4	N/A	86.7%	88.5%	87.4%

* This is based on patients treated on this contract for their most recent course of treatment. Figures in italics indicate the base number of FP17s or Patient Questionnaire responses are less than 100. N/A is shown where the base number of responses is less than 10 during the period. % is calculated as Quantity/Base number*100

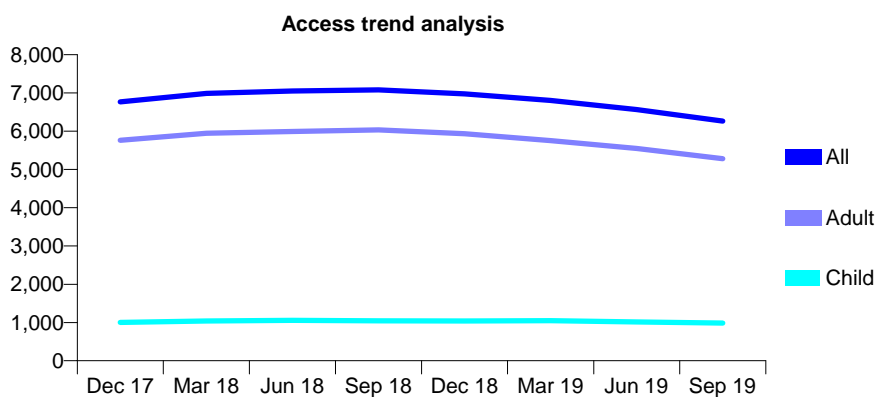
Q55 - Vital Signs At a Glance Contract Report for 139904/0001 - September 2019

Name or company name	Market Street Dental Care
Contract type name	GDS Contract
Purpose of contract	General
Contract start date	01/09/2012
Contract end date	

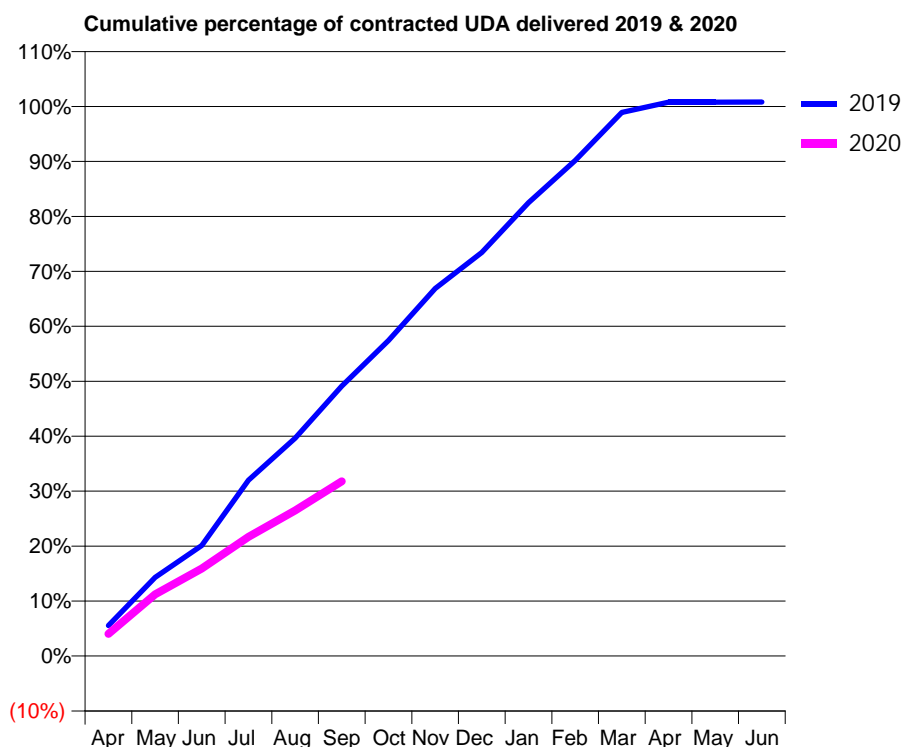
19/20 Contracted general activity (UDA)	16,736
Carry forward general activity (UDA)	0
19/20 Contracted orthodontic activity (UOA)	0
Carry forward orthodontic activity (UOA)	0
Baseline contract value	£417,485.51

ACCESS*

Patients seen in 24 months	Total	Change since previous quarter
Quarter ending September 2018	7,078	
Quarter ending December 2018	6,975	↓
Quarter ending March 2019	6,802	↓
Quarter ending June 2019	6,566	↓
Quarter ending September 2019	6,265	↓
Variance since September 2018	(11.5%)	↓



ACTIVITY



Month	Adjusted Scheduled Activity (UDA)	
	2019	2020
April	928	675
May	2,399	1,877
June	3,364	2,668
July	5,354	3,629
August	6,637	4,431
September	8,216	5,324
October	9,611	
November	11,197	
December	12,293	
January	13,805	
February	15,092	
March	16,556	
April	16,863	
May	16,866	
June	16,871	

QUALITY

	Quantity	Base Number	Contract	AT	Region	England
% of FP17s for the same patient ID Re-attending within 3 months - Children	40	680	5.9%	10.0%	11.3%	11.5%
% of FP17s for the same patient ID Re-attending within 3 months - Adults	364	3,029	12.0%	13.5%	14.7%	15.4%
% of FP17s for the same patient ID Re-attending between 3 & 9 months - Children	478	680	70.3%	63.2%	60.8%	59.7%
% of FP17s for the same patient ID Re-attending between 3 & 9 months - Adults	2,034	3,029	67.2%	56.9%	52.8%	51.7%
% of FP17s for Band 1 Urgent Courses	240	3,004	8.0%	6.8%	8.2%	9.2%
% of FP17s Relating to Free Repair or Replacements	7	3,004	0.2%	0.7%	0.7%	0.7%
% of FP17s Relating to Continuations	28	3,004	0.9%	1.0%	0.8%	0.8%
% of Patients satisfied with the dentistry they have received	3	3	N/A	91.9%	93.2%	93.5%
% of Patients satisfied with the time they had to wait for an appointment	3	3	N/A	86.7%	88.5%	87.4%

* This is based on patients treated on this contract for their most recent course of treatment. Figures in italics indicate the base number of FP17s or Patient Questionnaire responses are less than 100. N/A is shown where the base number of responses is less than 10 during the period. % is calculated as Quantity/Base number*100

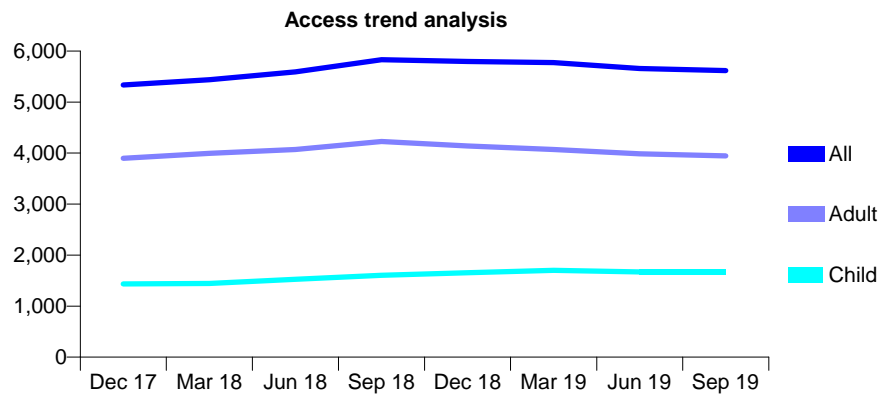
Q55 - Vital Signs At a Glance Contract Report for 142166/0001 - September 2019

Name or company name	Nationwide Healthcare Providers Ltd Clay C
Contract type name	GDS Contract
Purpose of contract	General
Contract start date	01/04/2015
Contract end date	

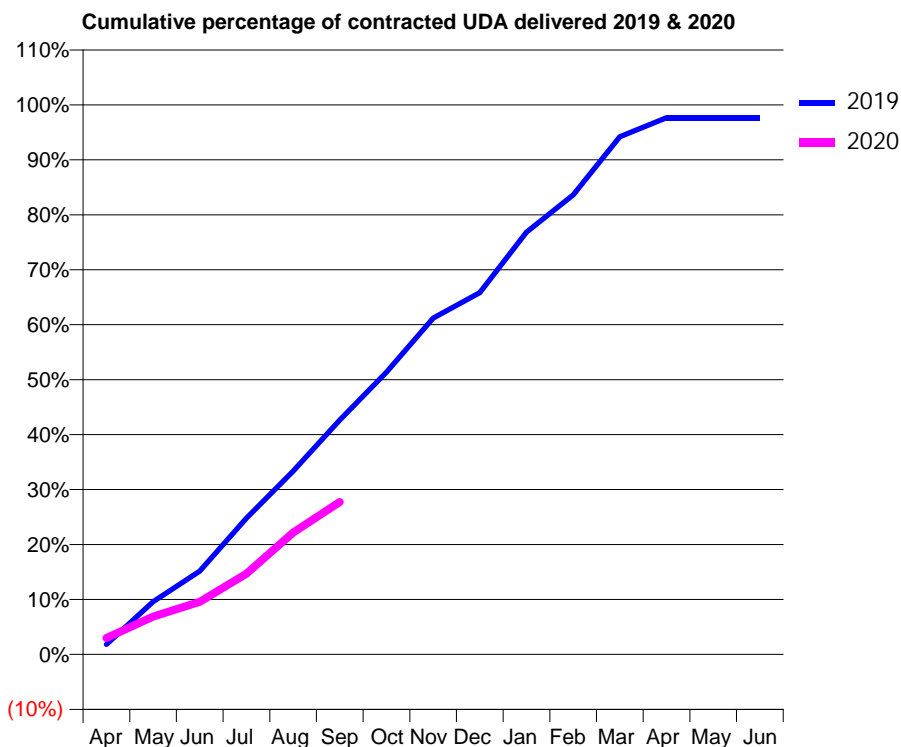
19/20 Contracted general activity (UDA)	16,691
Carry forward general activity (UDA)	0
19/20 Contracted orthodontic activity (UOA)	0
Carry forward orthodontic activity (UOA)	0
Baseline contract value	£479,579.77

ACCESS*

Patients seen in 24 months	Total	Change since previous quarter
Quarter ending September 2018	5,831	
Quarter ending December 2018	5,796	→
Quarter ending March 2019	5,773	→
Quarter ending June 2019	5,658	↓
Quarter ending September 2019	5,616	→
Variance since September 2018	(3.7%)	↓



ACTIVITY



Month	2019	2020
April	343	502
May	1,800	1,149
June	2,845	1,597
July	4,656	2,451
August	6,262	3,702
September	8,008	4,632
October	9,643	
November	11,486	
December	12,360	
January	14,428	
February	15,695	
March	17,684	
April	18,335	
May	18,335	
June	18,335	

QUALITY

	Quantity	Base Number	Contract	AT	Region	England
% of FP17s for the same patient ID Re-attending within 3 months - Children	61	920	6.6%	10.0%	11.3%	11.5%
% of FP17s for the same patient ID Re-attending within 3 months - Adults	256	1,785	14.3%	13.5%	14.7%	15.4%
% of FP17s for the same patient ID Re-attending between 3 & 9 months - Children	542	920	58.9%	63.2%	60.8%	59.7%
% of FP17s for the same patient ID Re-attending between 3 & 9 months - Adults	872	1,785	48.9%	56.9%	52.8%	51.7%
% of FP17s for Band 1 Urgent Courses	305	2,414	12.6%	6.8%	8.2%	9.2%
% of FP17s Relating to Free Repair or Replacements	7	2,414	0.3%	0.7%	0.7%	0.7%
% of FP17s Relating to Continuations	34	2,414	1.4%	1.0%	0.8%	0.8%
% of Patients satisfied with the dentistry they have received	6	6	N/A	91.9%	93.2%	93.5%
% of Patients satisfied with the time they had to wait for an appointment	6	6	N/A	86.7%	88.5%	87.4%

* This is based on patients treated on this contract for their most recent course of treatment. Figures in italics indicate the base number of FP17s or Patient Questionnaire responses are less than 100. N/A is shown where the base number of responses is less than 10 during the period. % is calculated as Quantity/Base number*100

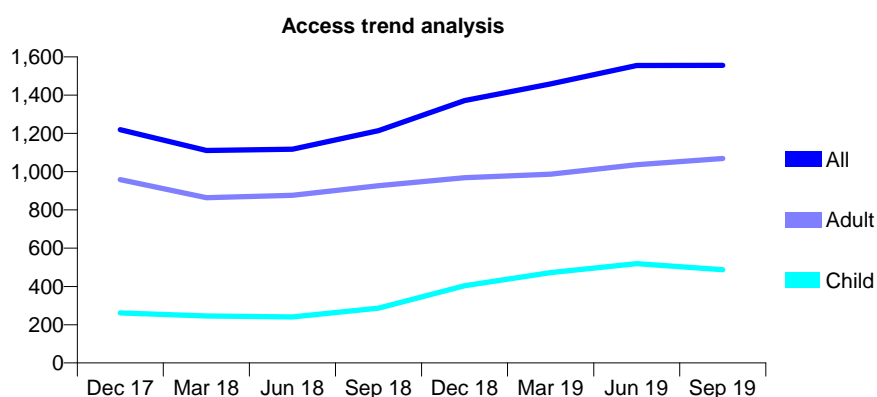
Q55 - Vital Signs At a Glance Contract Report for 142190/0001 - September 2019

Name or company name	Grange Dental Care
Contract type name	GDS Contract
Purpose of contract	General
Contract start date	01/06/2012
Contract end date	

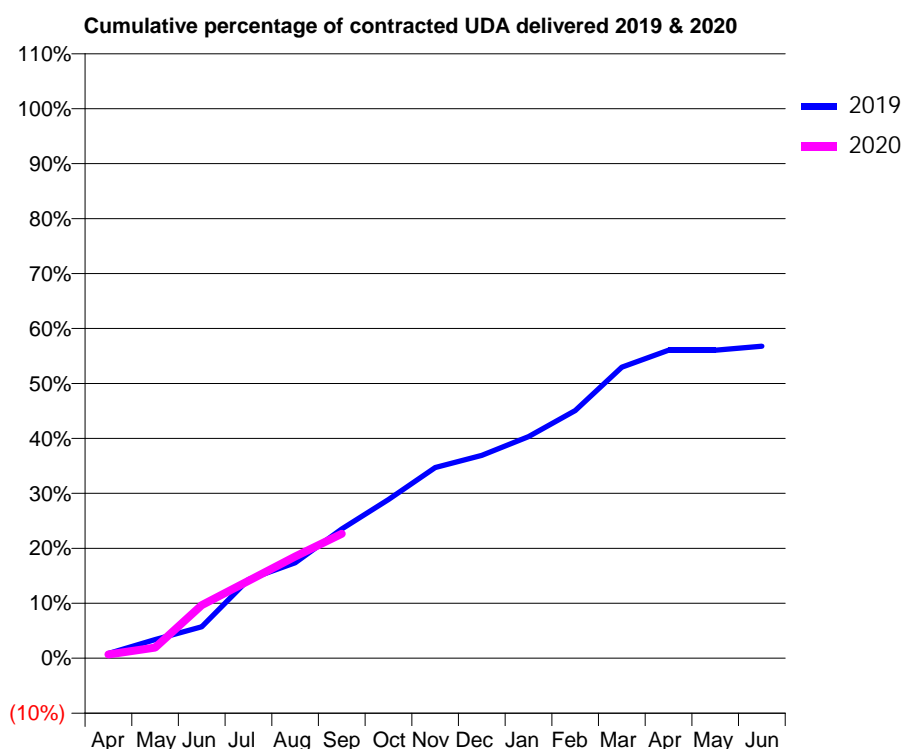
19/20 Contracted general activity (UDA)	6,597
Carry forward general activity (UDA)	0
19/20 Contracted orthodontic activity (UOA)	0
Carry forward orthodontic activity (UOA)	0
Baseline contract value	£146,277.08

ACCESS*

Patients seen in 24 months	Total	Change since previous quarter
Quarter ending September 2018	1,214	
Quarter ending December 2018	1,372	↑
Quarter ending March 2019	1,459	↑
Quarter ending June 2019	1,555	↑
Quarter ending September 2019	1,556	→
Variance since September 2018	28.2%	↑



ACTIVITY



Month	2019	2020
April	57	46
May	224	129
June	377	637
July	944	929
August	1,146	1,221
September	1,553	1,494
October	1,906	
November	2,290	
December	2,435	
January	2,660	
February	2,973	
March	3,494	
April	3,697	
May	3,697	
June	3,745	

QUALITY

	Quantity	Base Number	Contract	AT	Region	England
% of FP17s for the same patient ID Re-attending within 3 months - Children	19	255	7.5%	10.0%	11.3%	11.5%
% of FP17s for the same patient ID Re-attending within 3 months - Adults	88	583	15.1%	13.5%	14.7%	15.4%
% of FP17s for the same patient ID Re-attending between 3 & 9 months - Children	73	255	28.6%	63.2%	60.8%	59.7%
% of FP17s for the same patient ID Re-attending between 3 & 9 months - Adults	212	583	36.4%	56.9%	52.8%	51.7%
% of FP17s for Band 1 Urgent Courses	69	660	10.5%	6.8%	8.2%	9.2%
% of FP17s Relating to Free Repair or Replacements	5	660	0.8%	0.7%	0.7%	0.7%
% of FP17s Relating to Continuations	5	660	0.8%	1.0%	0.8%	0.8%
% of Patients satisfied with the dentistry they have received	0	0	N/A	91.9%	93.2%	93.5%
% of Patients satisfied with the time they had to wait for an appointment	0	0	N/A	86.7%	88.5%	87.4%

* This is based on patients treated on this contract for their most recent course of treatment. Figures in italics indicate the base number of FP17s or Patient Questionnaire responses are less than 100. N/A is shown where the base number of responses is less than 10 during the period. % is calculated as Quantity/Base number*100

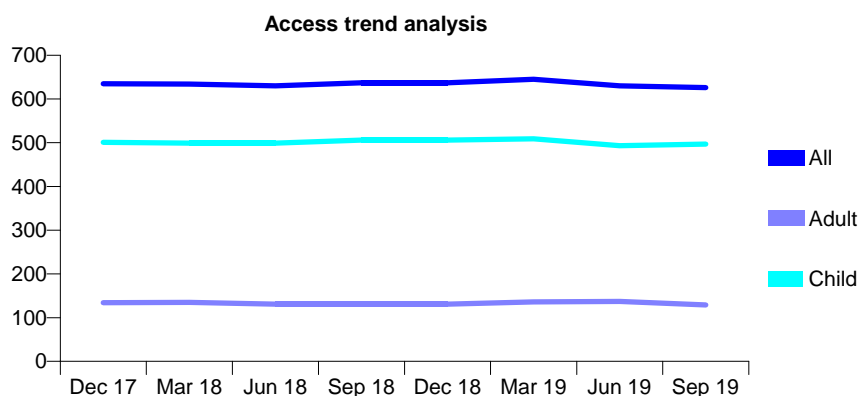
Q55 - Vital Signs At a Glance Contract Report for 142506/0001 - September 2019

Name or company name	Kedleston Dental Care
Contract type name	GDS Contract
Purpose of contract	General
Contract start date	10/07/2015
Contract end date	

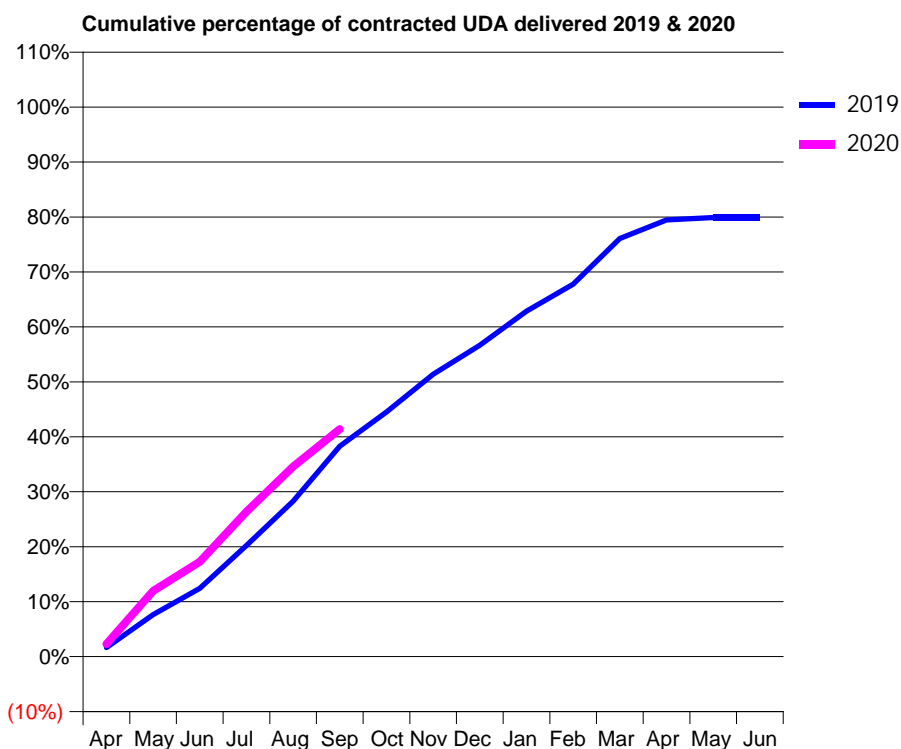
19/20 Contracted general activity (UDA)	1,400
Carry forward general activity (UDA)	0
19/20 Contracted orthodontic activity (UOA)	0
Carry forward orthodontic activity (UOA)	0
Baseline contract value	£29,564.39

ACCESS*

Patients seen in 24 months	Total	Change since previous quarter
Quarter ending September 2018	637	
Quarter ending December 2018	637	→
Quarter ending March 2019	645	→
Quarter ending June 2019	630	↓
Quarter ending September 2019	626	→
Variance since September 2018	(1.7%)	↓



ACTIVITY



Month	Adjusted Scheduled Activity (UDA)	
	2019	2020
April	23	32
May	107	167
June	174	242
July	283	369
August	396	484
September	536	580
October	623	
November	719	
December	793	
January	880	
February	949	
March	1,065	
April	1,113	
May	1,119	
June	1,119	

QUALITY

	Quantity	Base Number	Contract	AT	Region	England
% of FP17s for the same patient ID Re-attending within 3 months - Children	23	432	5.3%	10.0%	11.3%	11.5%
% of FP17s for the same patient ID Re-attending within 3 months - Adults	2	59	3.4%	13.5%	14.7%	15.4%
% of FP17s for the same patient ID Re-attending between 3 & 9 months - Children	314	432	72.7%	63.2%	60.8%	59.7%
% of FP17s for the same patient ID Re-attending between 3 & 9 months - Adults	33	59	55.9%	56.9%	52.8%	51.7%
% of FP17s for Band 1 Urgent Courses	14	444	3.2%	6.8%	8.2%	9.2%
% of FP17s Relating to Free Repair or Replacements	0	444	0.0%	0.7%	0.7%	0.7%
% of FP17s Relating to Continuations	0	444	0.0%	1.0%	0.8%	0.8%
% of Patients satisfied with the dentistry they have received	0	0	N/A	91.9%	93.2%	93.5%
% of Patients satisfied with the time they had to wait for an appointment	0	0	N/A	86.7%	88.5%	87.4%

* This is based on patients treated on this contract for their most recent course of treatment. Figures in italics indicate the base number of FP17s or Patient Questionnaire responses are less than 100. N/A is shown where the base number of responses is less than 10 during the period. % is calculated as Quantity/Base number*100

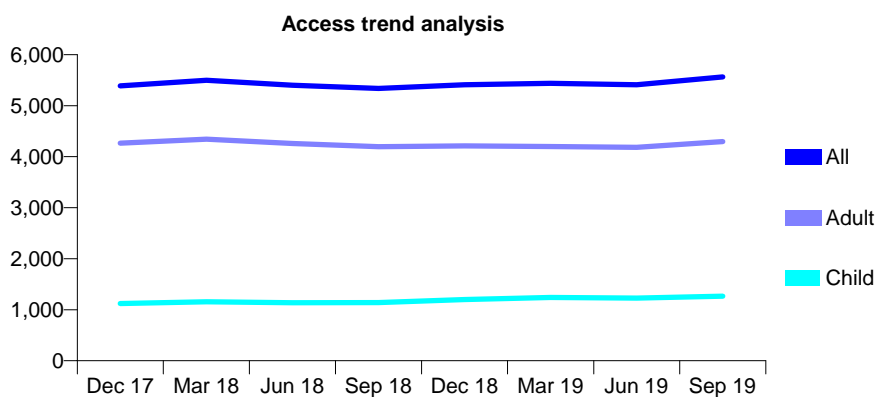
Q55 - Vital Signs At a Glance Contract Report for 143111/0001 - September 2019

Name or company name	Cadmus Dental Care Limited
Contract type name	GDS Contract
Purpose of contract	General
Contract start date	01/10/2013
Contract end date	

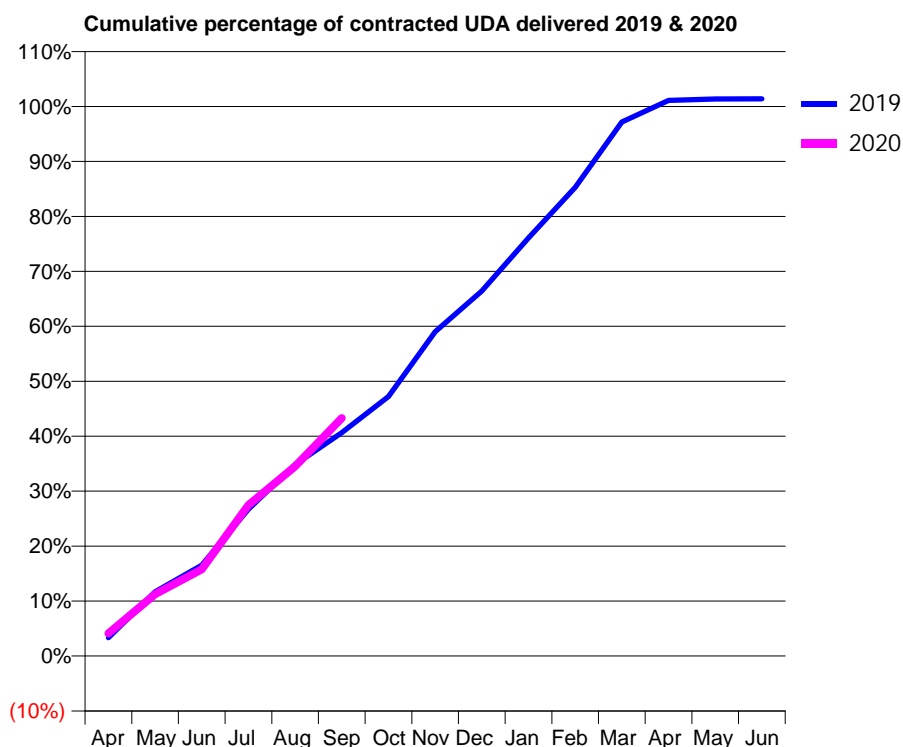
19/20 Contracted general activity (UDA)	17,677
Carry forward general activity (UDA)	0
19/20 Contracted orthodontic activity (UOA)	0
Carry forward orthodontic activity (UOA)	0
Baseline contract value	£429,823.87

ACCESS*

Patients seen in 24 months	Total	Change since previous quarter
Quarter ending September 2018	5,336	
Quarter ending December 2018	5,411	→
Quarter ending March 2019	5,440	→
Quarter ending June 2019	5,411	→
Quarter ending September 2019	5,564	↑
Variance since September 2018	4.3%	↑



ACTIVITY



Month	Adjusted Scheduled Activity (UDA)	
	2019	2020
April	555	732
May	1,949	1,989
June	2,760	2,784
July	4,460	4,856
August	5,815	6,102
September	6,778	7,656
October	7,874	
November	9,843	
December	11,073	
January	12,687	
February	14,224	
March	16,200	
April	16,863	
May	16,902	
June	16,906	

QUALITY

	Quantity	Base Number	Contract	AT	Region	England
% of FP17s for the same patient ID Re-attending within 3 months - Children	61	916	6.7%	10.0%	11.3%	11.5%
% of FP17s for the same patient ID Re-attending within 3 months - Adults	339	2,849	11.9%	13.5%	14.7%	15.4%
% of FP17s for the same patient ID Re-attending between 3 & 9 months - Children	575	916	62.8%	63.2%	60.8%	59.7%
% of FP17s for the same patient ID Re-attending between 3 & 9 months - Adults	1,668	2,849	58.5%	56.9%	52.8%	51.7%
% of FP17s for Band 1 Urgent Courses	245	3,446	7.1%	6.8%	8.2%	9.2%
% of FP17s Relating to Free Repair or Replacements	35	3,446	1.0%	0.7%	0.7%	0.7%
% of FP17s Relating to Continuations	13	3,446	0.4%	1.0%	0.8%	0.8%
% of Patients satisfied with the dentistry they have received	2	2	N/A	91.9%	93.2%	93.5%
% of Patients satisfied with the time they had to wait for an appointment	2	2	N/A	86.7%	88.5%	87.4%

* This is based on patients treated on this contract for their most recent course of treatment. Figures in italics indicate the base number of FP17s or Patient Questionnaire responses are less than 100. N/A is shown where the base number of responses is less than 10 during the period. % is calculated as Quantity/Base number*100

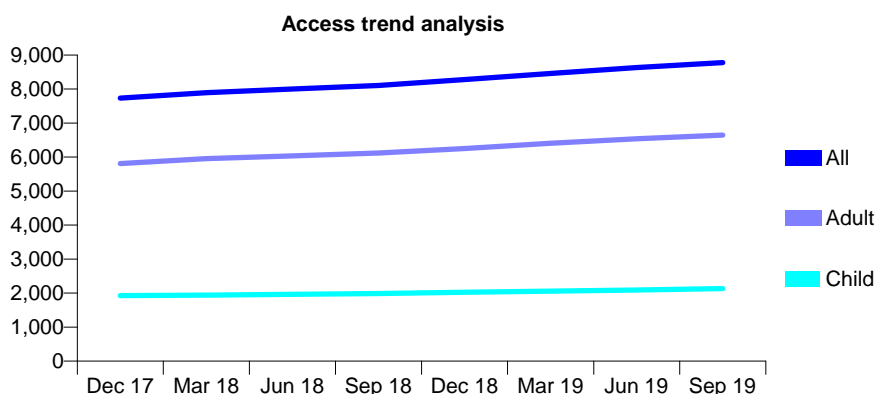
Q55 - Vital Signs At a Glance Contract Report for 143111/0002 - September 2019

Name or company name	Cadmus Dental Care Limited
Contract type name	GDS Contract
Purpose of contract	General
Contract start date	01/10/2013
Contract end date	

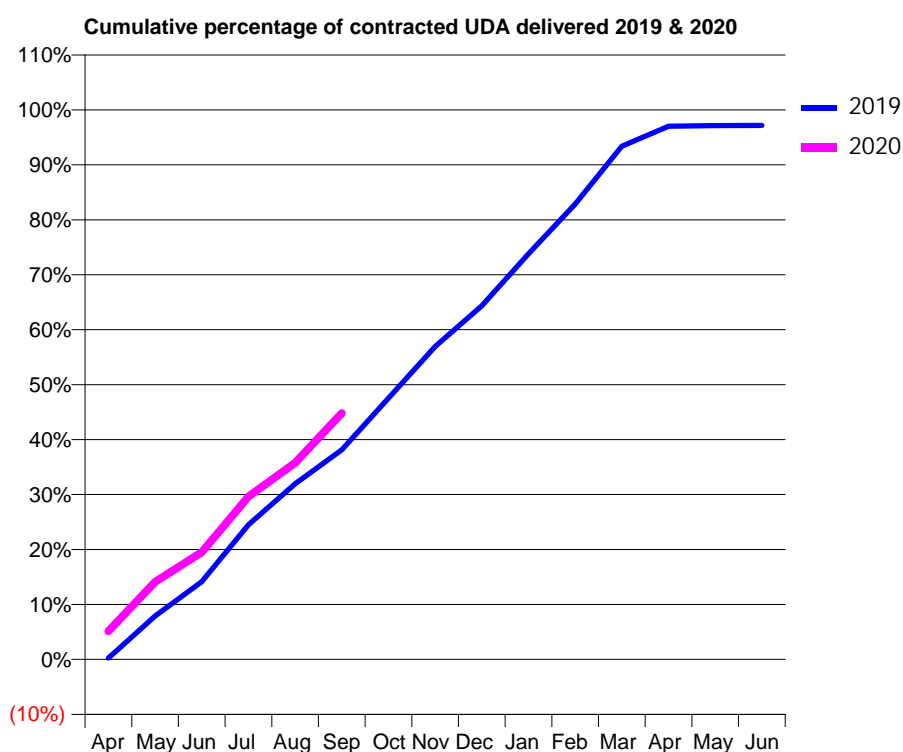
19/20 Contracted general activity (UDA)	28,084
Carry forward general activity (UDA)	0
19/20 Contracted orthodontic activity (UOA)	0
Carry forward orthodontic activity (UOA)	0
Baseline contract value	£646,713.33

ACCESS*

Patients seen in 24 months	Total	Change since previous quarter
Quarter ending September 2018	8,106	
Quarter ending December 2018	8,279	↑
Quarter ending March 2019	8,461	↑
Quarter ending June 2019	8,633	↑
Quarter ending September 2019	8,778	→
Variance since September 2018	8.3%	↑



ACTIVITY



Month	2019	2020
April	75	1,444
May	2,225	3,961
June	3,972	5,477
July	6,881	8,327
August	8,981	10,046
September	10,711	12,582
October	13,354	
November	15,991	
December	18,069	
January	20,725	
February	23,268	
March	26,225	
April	27,251	
May	27,277	
June	27,284	

QUALITY

	Quantity	Base Number	Contract	AT	Region	England
% of FP17s for the same patient ID Re-attending within 3 months - Children	136	1,654	8.2%	10.0%	11.3%	11.5%
% of FP17s for the same patient ID Re-attending within 3 months - Adults	670	5,024	13.3%	13.5%	14.7%	15.4%
% of FP17s for the same patient ID Re-attending between 3 & 9 months - Children	1,044	1,654	63.1%	63.2%	60.8%	59.7%
% of FP17s for the same patient ID Re-attending between 3 & 9 months - Adults	3,161	5,024	62.9%	56.9%	52.8%	51.7%
% of FP17s for Band 1 Urgent Courses	407	6,183	6.6%	6.8%	8.2%	9.2%
% of FP17s Relating to Free Repair or Replacements	51	6,183	0.8%	0.7%	0.7%	0.7%
% of FP17s Relating to Continuations	68	6,183	1.1%	1.0%	0.8%	0.8%
% of Patients satisfied with the dentistry they have received	2	2	N/A	91.9%	93.2%	93.5%
% of Patients satisfied with the time they had to wait for an appointment	2	2	N/A	86.7%	88.5%	87.4%

* This is based on patients treated on this contract for their most recent course of treatment. Figures in italics indicate the base number of FP17s or Patient Questionnaire responses are less than 100. N/A is shown where the base number of responses is less than 10 during the period. % is calculated as Quantity/Base number*100

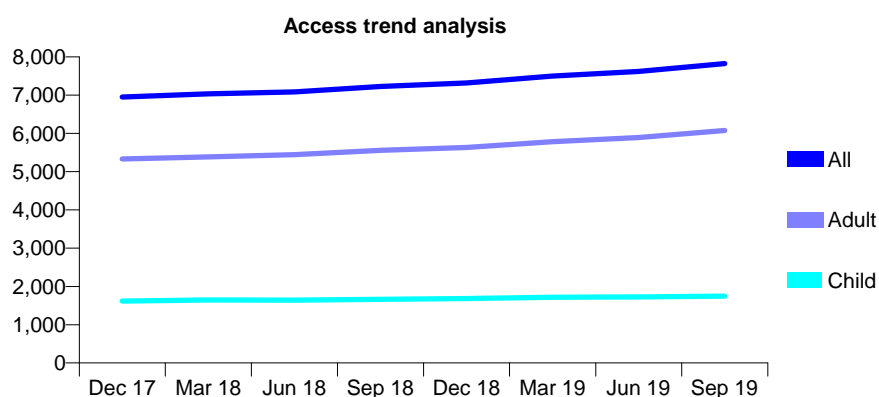
Q55 - Vital Signs At a Glance Contract Report for 146900/0001 - September 2019

Name or company name	Glen Thelwell & Associates LTD Vasileios C
Contract type name	GDS Contract
Purpose of contract	General
Contract start date	01/05/2014
Contract end date	

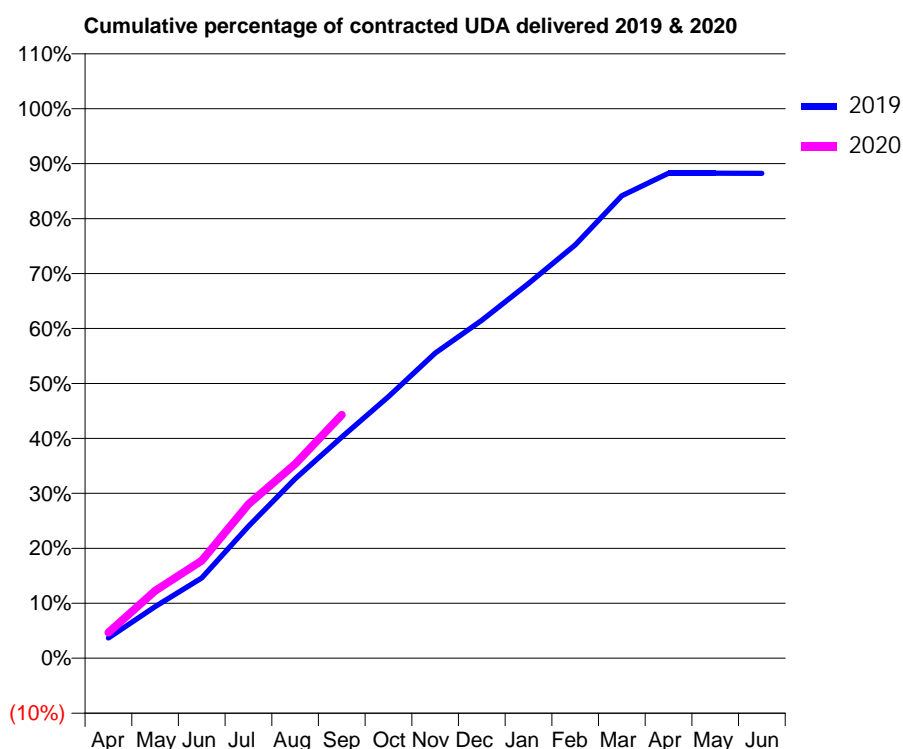
19/20 Contracted general activity (UDA)	26,870
Carry forward general activity (UDA)	0
19/20 Contracted orthodontic activity (UOA)	0
Carry forward orthodontic activity (UOA)	0
Baseline contract value	£772,802.02

ACCESS*

Patients seen in 24 months	Total	Change since previous quarter
Quarter ending September 2018	7,223	
Quarter ending December 2018	7,317	→
Quarter ending March 2019	7,499	↑
Quarter ending June 2019	7,619	→
Quarter ending September 2019	7,823	↑
Variance since September 2018	8.3%	↑



ACTIVITY



Month	2019	2020
April	1,049	1,257
May	2,667	3,293
June	4,141	4,767
July	6,814	7,534
August	9,260	9,495
September	11,408	11,896
October	13,506	
November	15,758	
December	17,443	
January	19,352	
February	21,338	
March	23,873	
April	25,039	
May	25,036	
June	25,031	

QUALITY

	Quantity	Base Number	Contract	AT	Region	England
% of FP17s for the same patient ID Re-attending within 3 months - Children	97	1,627	6.0%	10.0%	11.3%	11.5%
% of FP17s for the same patient ID Re-attending within 3 months - Adults	534	5,351	10.0%	13.5%	14.7%	15.4%
% of FP17s for the same patient ID Re-attending between 3 & 9 months - Children	1,147	1,627	70.5%	63.2%	60.8%	59.7%
% of FP17s for the same patient ID Re-attending between 3 & 9 months - Adults	3,786	5,351	70.8%	56.9%	52.8%	51.7%
% of FP17s for Band 1 Urgent Courses	213	6,321	3.4%	6.8%	8.2%	9.2%
% of FP17s Relating to Free Repair or Replacements	51	6,321	0.8%	0.7%	0.7%	0.7%
% of FP17s Relating to Continuations	37	6,321	0.6%	1.0%	0.8%	0.8%
% of Patients satisfied with the dentistry they have received	2	2	N/A	91.9%	93.2%	93.5%
% of Patients satisfied with the time they had to wait for an appointment	2	2	N/A	86.7%	88.5%	87.4%

* This is based on patients treated on this contract for their most recent course of treatment.

Figures in italics indicate the base number of FP17s or Patient Questionnaire responses are less than 100. N/A is shown where the base number of responses is less than 10 during the period. % is calculated as Quantity/Base number*100

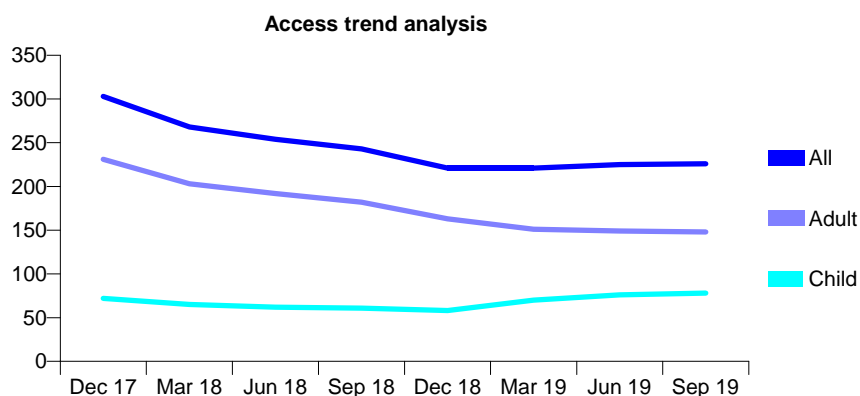
Q55 - Vital Signs At a Glance Contract Report for 147354/0001 - September 2019

Name or company name	Dr Fitton & Dr Singh Dental Surgery
Contract type name	GDS Contract
Purpose of contract	General
Contract start date	29/07/2010
Contract end date	

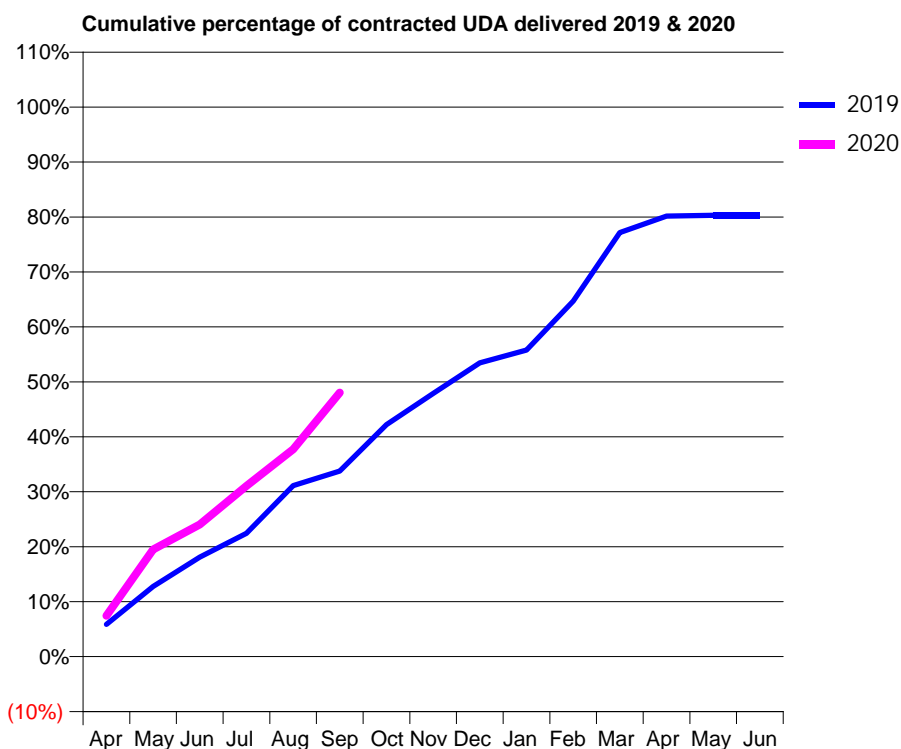
19/20 Contracted general activity (UDA)	900
Carry forward general activity (UDA)	0
19/20 Contracted orthodontic activity (UOA)	0
Carry forward orthodontic activity (UOA)	0
Baseline contract value	£26,939.77

ACCESS*

Patients seen in 24 months	Total	Change since previous quarter
Quarter ending September 2018	243	
Quarter ending December 2018	221	↓
Quarter ending March 2019	221	→
Quarter ending June 2019	225	→
Quarter ending September 2019	226	→
Variance since September 2018	(7.0%)	↓



ACTIVITY



Month	Adjusted Scheduled Activity (UDA)	
	2019	2020
April	53	67
May	115	175
June	163	216
July	202	279
August	280	339
September	304	432
October	380	
November	431	
December	481	
January	502	
February	582	
March	694	
April	722	
May	723	
June	723	

QUALITY

	Quantity	Base Number	Contract	AT	Region	England
% of FP17s for the same patient ID Re-attending within 3 months - Children	3	63	4.8%	10.0%	11.3%	11.5%
% of FP17s for the same patient ID Re-attending within 3 months - Adults	16	109	14.7%	13.5%	14.7%	15.4%
% of FP17s for the same patient ID Re-attending between 3 & 9 months - Children	29	63	46.0%	63.2%	60.8%	59.7%
% of FP17s for the same patient ID Re-attending between 3 & 9 months - Adults	50	109	45.9%	56.9%	52.8%	51.7%
% of FP17s for Band 1 Urgent Courses	2	161	1.2%	6.8%	8.2%	9.2%
% of FP17s Relating to Free Repair or Replacements	0	161	0.0%	0.7%	0.7%	0.7%
% of FP17s Relating to Continuations	7	161	4.3%	1.0%	0.8%	0.8%
% of Patients satisfied with the dentistry they have received	0	0	N/A	91.9%	93.2%	93.5%
% of Patients satisfied with the time they had to wait for an appointment	0	0	N/A	86.7%	88.5%	87.4%

* This is based on patients treated on this contract for their most recent course of treatment. Figures in italics indicate the base number of FP17s or Patient Questionnaire responses are less than 100. N/A is shown where the base number of responses is less than 10 during the period. % is calculated as Quantity/Base number*100

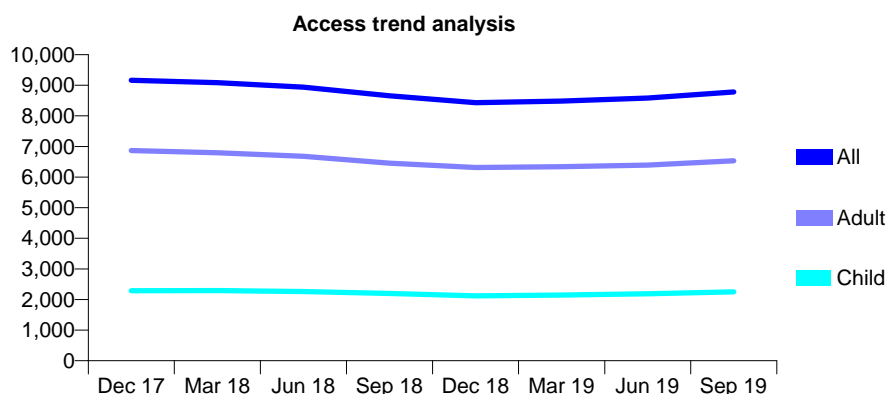
Q55 - Vital Signs At a Glance Contract Report for 148369/0001 - September 2019

Name or company name	KH & GW Ltd
Contract type name	GDS Contract
Purpose of contract	General and Orthodontic
Contract start date	01/04/2008
Contract end date	

19/20 Contracted general activity (UDA)	30,382
Carry forward general activity (UDA)	0
19/20 Contracted orthodontic activity (UOA)	1,589
Carry forward orthodontic activity (UOA)	0
Baseline contract value	£1,063,237.43

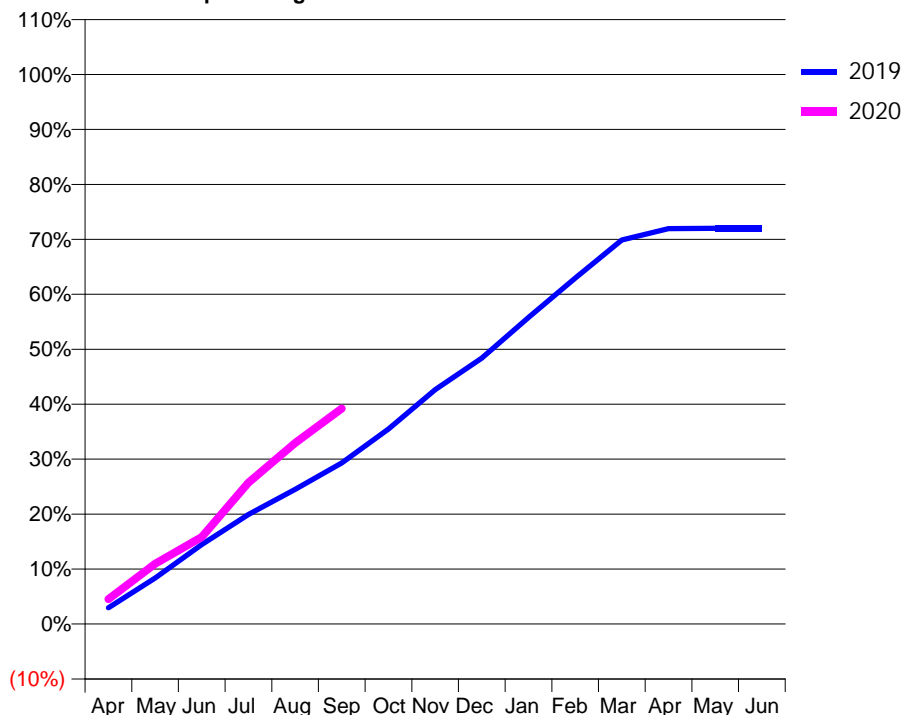
ACCESS*

Patients seen in 24 months	Total	Change since previous quarter
Quarter ending September 2018	8,655	
Quarter ending December 2018	8,434	↓
Quarter ending March 2019	8,481	→
Quarter ending June 2019	8,583	→
Quarter ending September 2019	8,781	↑
Variance since September 2018	1.5%	→



ACTIVITY

Cumulative percentage of contracted UDA delivered 2019 & 2020



Adjusted Scheduled Activity (UDA)

Month	2019	2020
April	906	1,378
May	2,548	3,331
June	4,400	4,811
July	6,056	7,816
August	7,451	10,020
September	8,912	11,921
October	10,781	
November	12,961	
December	14,707	
January	16,949	
February	19,131	
March	21,228	
April	21,856	
May	21,881	
June	21,881	

QUALITY

	Quantity	Base Number	Contract	AT	Region	England
% of FP17s for the same patient ID Re-attending within 3 months - Children	67	1,729	3.9%	10.0%	11.3%	11.5%
% of FP17s for the same patient ID Re-attending within 3 months - Adults	364	4,432	8.2%	13.5%	14.7%	15.4%
% of FP17s for the same patient ID Re-attending between 3 & 9 months - Children	900	1,729	52.1%	63.2%	60.8%	59.7%
% of FP17s for the same patient ID Re-attending between 3 & 9 months - Adults	2,033	4,432	45.9%	56.9%	52.8%	51.7%
% of FP17s for Band 1 Urgent Courses	195	5,729	3.4%	6.8%	8.2%	9.2%
% of FP17s Relating to Free Repair or Replacements	25	5,729	0.4%	0.7%	0.7%	0.7%
% of FP17s Relating to Continuations	58	5,729	1.0%	1.0%	0.8%	0.8%
% of Patients satisfied with the dentistry they have received	4	4	N/A	91.9%	93.2%	93.5%
% of Patients satisfied with the time they had to wait for an appointment	3	4	N/A	86.7%	88.5%	87.4%

* This is based on patients treated on this contract for their most recent course of treatment.

Figures in italics indicate the base number of FP17s or Patient Questionnaire responses are less than 100. N/A is shown where the base number of responses is less than 10 during the period. % is calculated as Quantity/Base number*100

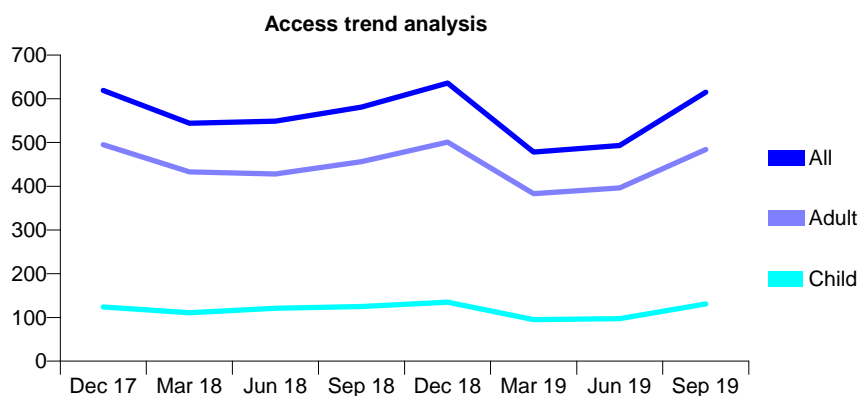
Q55 - Vital Signs At a Glance Contract Report for 151378/0001 - September 2019

Name or company name	Bulwell Dental Practice
Contract type name	GDS Contract
Purpose of contract	General
Contract start date	03/11/2008
Contract end date	

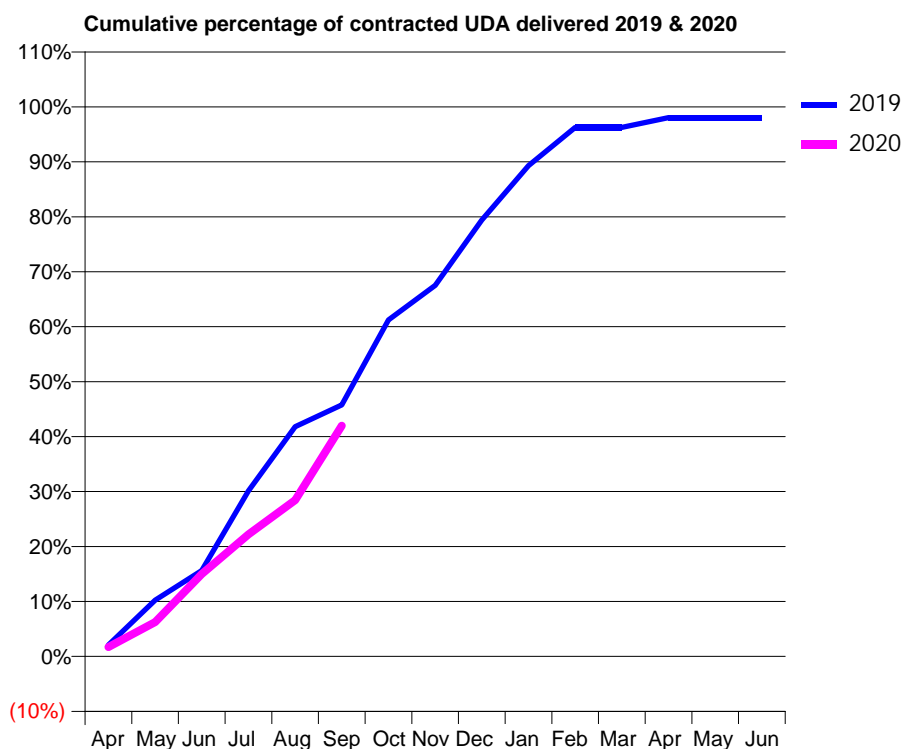
19/20 Contracted general activity (UDA)	2,345
Carry forward general activity (UDA)	0
19/20 Contracted orthodontic activity (UOA)	0
Carry forward orthodontic activity (UOA)	0
Baseline contract value	£55,847.49

ACCESS*

Patients seen in 24 months	Total	Change since previous quarter
Quarter ending September 2018	581	
Quarter ending December 2018	636	↑
Quarter ending March 2019	478	↓
Quarter ending June 2019	493	↑
Quarter ending September 2019	615	↑
Variance since September 2018	5.9%	↑



ACTIVITY



Month	2019	2020
April	49	40
May	240	147
June	367	351
July	706	521
August	980	667
September	1,073	984
October	1,436	
November	1,583	
December	1,862	
January	2,094	
February	2,257	
March	2,257	
April	2,299	
May	2,299	
June	2,299	

QUALITY

	Quantity	Base Number	Contract	AT	Region	England
% of FP17s for the same patient ID Re-attending within 3 months - Children	6	88	6.8%	10.0%	11.3%	11.5%
% of FP17s for the same patient ID Re-attending within 3 months - Adults	18	301	6.0%	13.5%	14.7%	15.4%
% of FP17s for the same patient ID Re-attending between 3 & 9 months - Children	24	88	27.3%	63.2%	60.8%	59.7%
% of FP17s for the same patient ID Re-attending between 3 & 9 months - Adults	105	301	34.9%	56.9%	52.8%	51.7%
% of FP17s for Band 1 Urgent Courses	45	378	11.9%	6.8%	8.2%	9.2%
% of FP17s Relating to Free Repair or Replacements	3	378	0.8%	0.7%	0.7%	0.7%
% of FP17s Relating to Continuations	1	378	0.3%	1.0%	0.8%	0.8%
% of Patients satisfied with the dentistry they have received	0	0	N/A	91.9%	93.2%	93.5%
% of Patients satisfied with the time they had to wait for an appointment	0	0	N/A	86.7%	88.5%	87.4%

* This is based on patients treated on this contract for their most recent course of treatment. Figures in italics indicate the base number of FP17s or Patient Questionnaire responses are less than 100. N/A is shown where the base number of responses is less than 10 during the period. % is calculated as Quantity/Base number*100

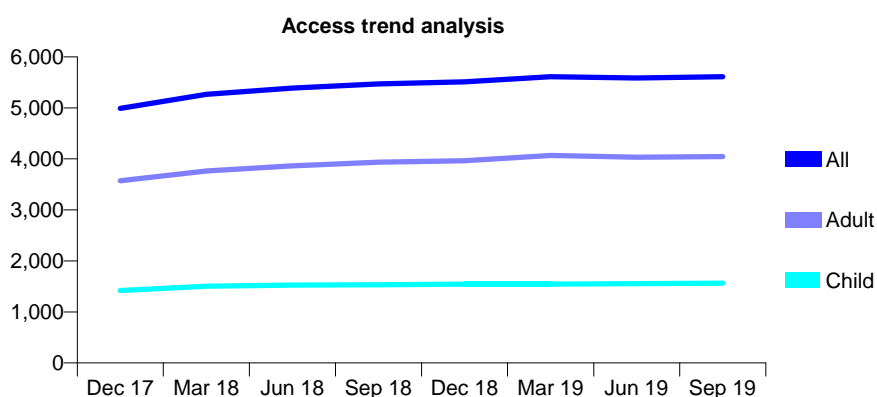
Q55 - Vital Signs At a Glance Contract Report for 153907/0002 - September 2019

Name or company name	Carlton Dental Care Limited
Contract type name	GDS Contract
Purpose of contract	General
Contract start date	06/04/2013
Contract end date	

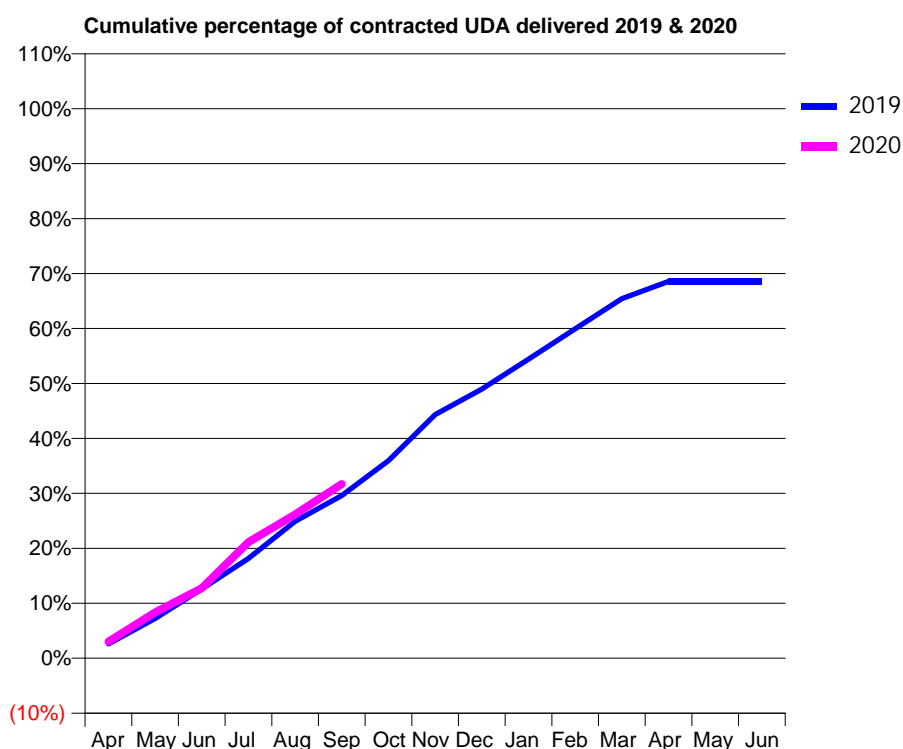
19/20 Contracted general activity (UDA)	17,441
Carry forward general activity (UDA)	0
19/20 Contracted orthodontic activity (UOA)	0
Carry forward orthodontic activity (UOA)	0
Baseline contract value	£482,647.82

ACCESS*

Patients seen in 24 months	Total	Change since previous quarter
Quarter ending September 2018	5,470	
Quarter ending December 2018	5,509	→
Quarter ending March 2019	5,613	→
Quarter ending June 2019	5,585	→
Quarter ending September 2019	5,611	→
Variance since September 2018	2.6%	↑



ACTIVITY



Month	2019	2020
April	506	527
May	1,409	1,457
June	2,451	2,225
July	3,533	3,685
August	4,842	4,564
September	5,752	5,529
October	6,988	
November	8,622	
December	9,523	
January	10,581	
February	11,654	
March	12,724	
April	13,332	
May	13,332	
June	13,332	

QUALITY

	Quantity	Base Number	Contract	AT	Region	England
% of FP17s for the same patient ID Re-attending within 3 months - Children	96	1,113	8.6%	10.0%	11.3%	11.5%
% of FP17s for the same patient ID Re-attending within 3 months - Adults	294	2,434	12.1%	13.5%	14.7%	15.4%
% of FP17s for the same patient ID Re-attending between 3 & 9 months - Children	696	1,113	62.5%	63.2%	60.8%	59.7%
% of FP17s for the same patient ID Re-attending between 3 & 9 months - Adults	1,336	2,434	54.9%	56.9%	52.8%	51.7%
% of FP17s for Band 1 Urgent Courses	106	2,849	3.7%	6.8%	8.2%	9.2%
% of FP17s Relating to Free Repair or Replacements	43	2,849	1.5%	0.7%	0.7%	0.7%
% of FP17s Relating to Continuations	63	2,849	2.2%	1.0%	0.8%	0.8%
% of Patients satisfied with the dentistry they have received	2	2	N/A	91.9%	93.2%	93.5%
% of Patients satisfied with the time they had to wait for an appointment	2	2	N/A	86.7%	88.5%	87.4%

* This is based on patients treated on this contract for their most recent course of treatment.

Figures in italics indicate the base number of FP17s or Patient Questionnaire responses are less than 100. N/A is shown where the base number of responses is less than 10 during the period. % is calculated as Quantity/Base number*100

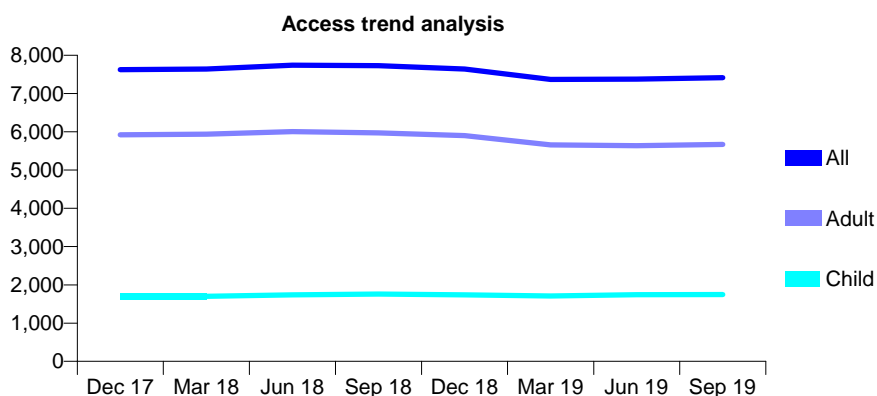
Q55 - Vital Signs At a Glance Contract Report for 154288/0001 - September 2019

Name or company name	D AND L JORDAN LIMITED
Contract type name	GDS Contract
Purpose of contract	General
Contract start date	01/04/2013
Contract end date	

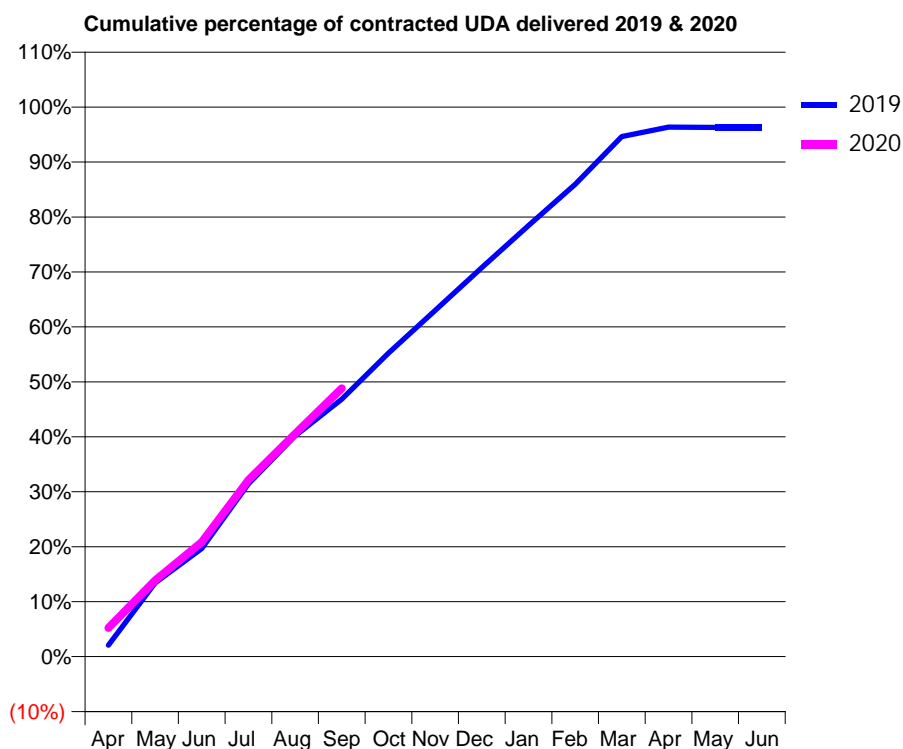
19/20 Contracted general activity (UDA)	19,075
Carry forward general activity (UDA)	0
19/20 Contracted orthodontic activity (UOA)	0
Carry forward orthodontic activity (UOA)	0
Baseline contract value	£531,191.81

ACCESS*

Patients seen in 24 months	Total	Change since previous quarter
Quarter ending September 2018	7,730	
Quarter ending December 2018	7,640	↓
Quarter ending March 2019	7,366	↓
Quarter ending June 2019	7,378	→
Quarter ending September 2019	7,414	→
Variance since September 2018	(4.1%)	↓



ACTIVITY



Month	Adjusted Scheduled Activity (UDA)	
	2019	2020
April	398	1,000
May	2,557	2,648
June	3,753	3,972
July	5,997	6,133
August	7,665	7,738
September	8,937	9,312
October	10,533	
November	12,019	
December	13,500	
January	14,964	
February	16,399	
March	18,049	
April	18,378	
May	18,366	
June	18,365	

QUALITY

	Quantity	Base Number	Contract	AT	Region	England
% of FP17s for the same patient ID Re-attending within 3 months - Children	69	1,353	5.1%	10.0%	11.3%	11.5%
% of FP17s for the same patient ID Re-attending within 3 months - Adults	367	4,249	8.6%	13.5%	14.7%	15.4%
% of FP17s for the same patient ID Re-attending between 3 & 9 months - Children	886	1,353	65.5%	63.2%	60.8%	59.7%
% of FP17s for the same patient ID Re-attending between 3 & 9 months - Adults	2,718	4,249	64.0%	56.9%	52.8%	51.7%
% of FP17s for Band 1 Urgent Courses	271	5,386	5.0%	6.8%	8.2%	9.2%
% of FP17s Relating to Free Repair or Replacements	29	5,386	0.5%	0.7%	0.7%	0.7%
% of FP17s Relating to Continuations	39	5,386	0.7%	1.0%	0.8%	0.8%
% of Patients satisfied with the dentistry they have received	2	2	N/A	91.9%	93.2%	93.5%
% of Patients satisfied with the time they had to wait for an appointment	2	2	N/A	86.7%	88.5%	87.4%

* This is based on patients treated on this contract for their most recent course of treatment. Figures in italics indicate the base number of FP17s or Patient Questionnaire responses are less than 100. N/A is shown where the base number of responses is less than 10 during the period. % is calculated as Quantity/Base number*100

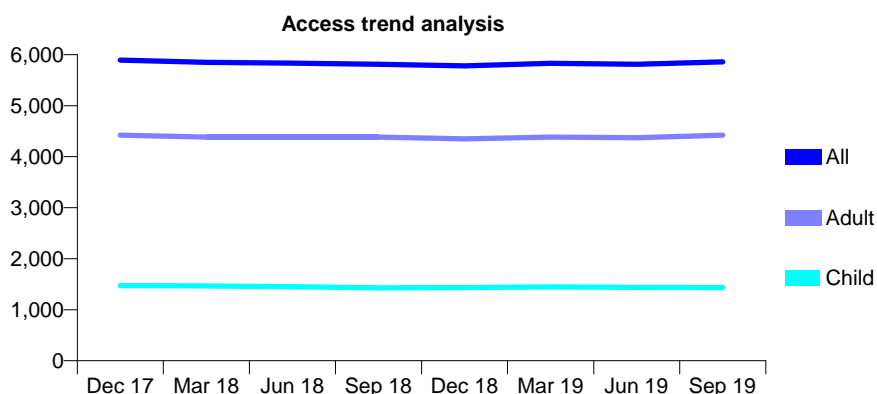
Q55 - Vital Signs At a Glance Contract Report for 154393/0001 - September 2019

Name or company name	Oswald House Dental Practice
Contract type name	GDS Contract
Purpose of contract	General
Contract start date	01/10/2013
Contract end date	

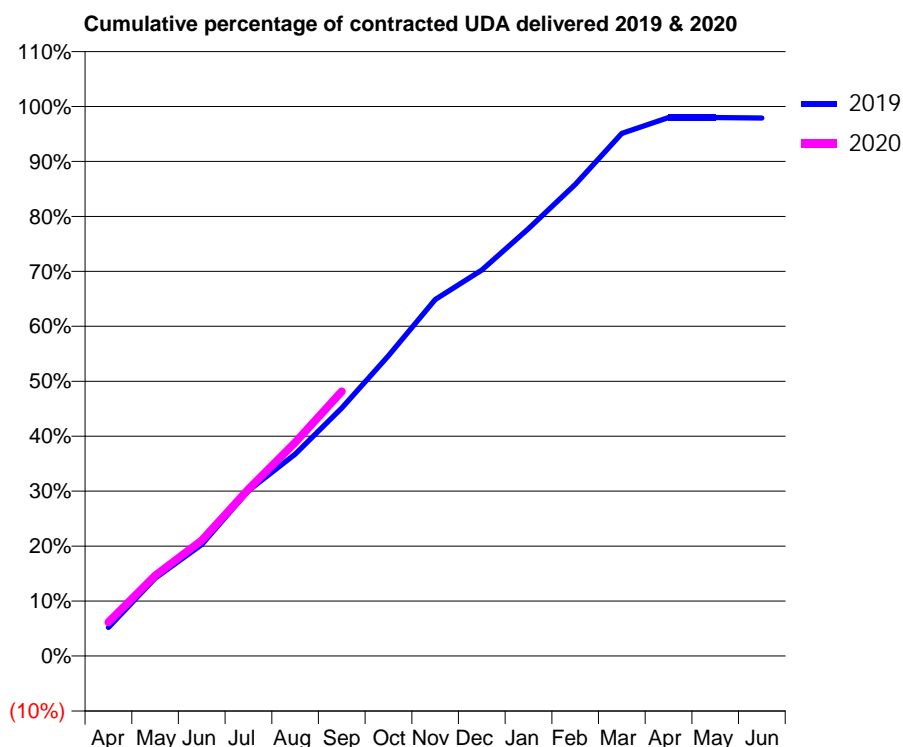
19/20 Contracted general activity (UDA)	17,075
Carry forward general activity (UDA)	0
19/20 Contracted orthodontic activity (UOA)	0
Carry forward orthodontic activity (UOA)	0
Baseline contract value	£372,524.21

ACCESS*

Patients seen in 24 months	Total	Change since previous quarter
Quarter ending September 2018	5,812	
Quarter ending December 2018	5,783	→
Quarter ending March 2019	5,832	→
Quarter ending June 2019	5,811	→
Quarter ending September 2019	5,857	→
Variance since September 2018	0.8%	→



ACTIVITY



Month	Adjusted Scheduled Activity (UDA)	
	2019	2020
April	942	1,056
May	2,562	2,501
June	3,665	3,595
July	5,445	5,185
August	6,647	6,635
September	8,160	8,222
October	9,880	
November	11,733	
December	12,698	
January	14,062	
February	15,518	
March	17,197	
April	17,715	
May	17,715	
June	17,704	

QUALITY

	Quantity	Base Number	Contract	AT	Region	England
% of FP17s for the same patient ID Re-attending within 3 months - Children	64	1,190	5.4%	10.0%	11.3%	11.5%
% of FP17s for the same patient ID Re-attending within 3 months - Adults	441	3,551	12.4%	13.5%	14.7%	15.4%
% of FP17s for the same patient ID Re-attending between 3 & 9 months - Children	849	1,190	71.3%	63.2%	60.8%	59.7%
% of FP17s for the same patient ID Re-attending between 3 & 9 months - Adults	2,256	3,551	63.5%	56.9%	52.8%	51.7%
% of FP17s for Band 1 Urgent Courses	296	4,474	6.6%	6.8%	8.2%	9.2%
% of FP17s Relating to Free Repair or Replacements	67	4,474	1.5%	0.7%	0.7%	0.7%
% of FP17s Relating to Continuations	43	4,474	1.0%	1.0%	0.8%	0.8%
% of Patients satisfied with the dentistry they have received	3	3	N/A	91.9%	93.2%	93.5%
% of Patients satisfied with the time they had to wait for an appointment	2	3	N/A	86.7%	88.5%	87.4%

* This is based on patients treated on this contract for their most recent course of treatment. Figures in italics indicate the base number of FP17s or Patient Questionnaire responses are less than 100. N/A is shown where the base number of responses is less than 10 during the period. % is calculated as Quantity/Base number*100

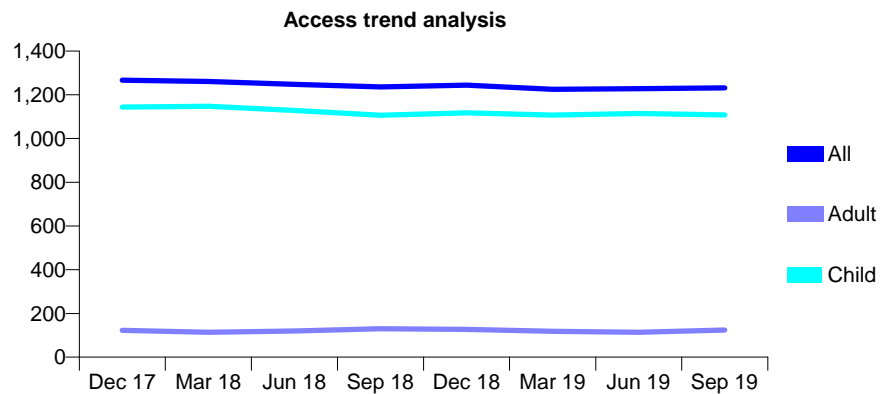
Q55 - Vital Signs At a Glance Contract Report for 157139/0001 - September 2019

Name or company name	Brompton House Dental Practice Limited
Contract type name	GDS Contract
Purpose of contract	General
Contract start date	01/04/2011
Contract end date	

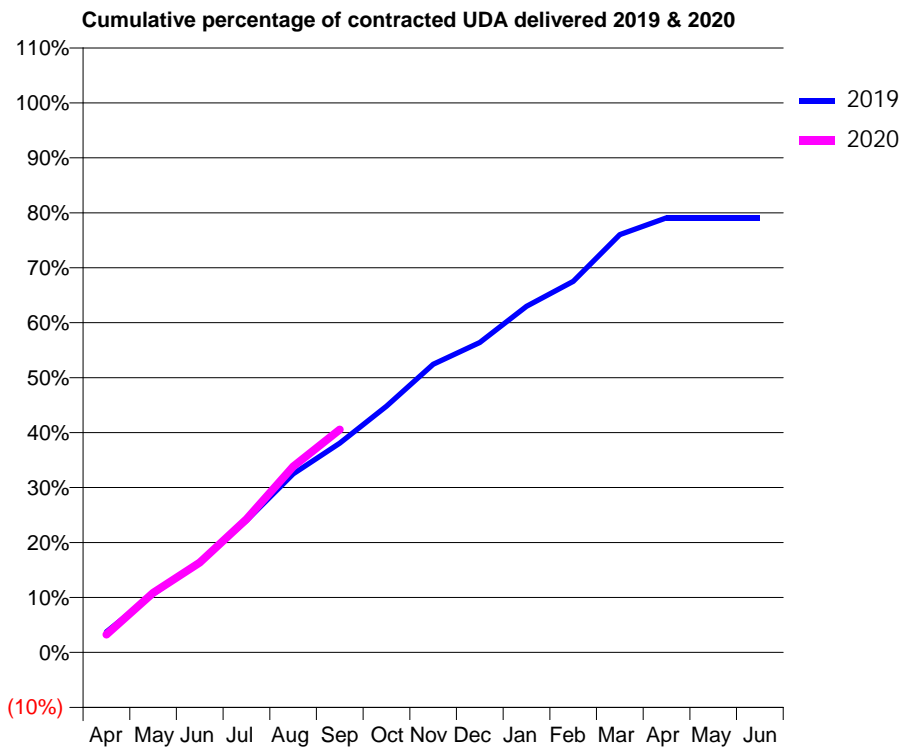
19/20 Contracted general activity (UDA)	3,000
Carry forward general activity (UDA)	0
19/20 Contracted orthodontic activity (UOA)	0
Carry forward orthodontic activity (UOA)	0
Baseline contract value	£82,668.83

ACCESS*

Patients seen in 24 months	Total	Change since previous quarter
Quarter ending September 2018	1,236	
Quarter ending December 2018	1,244	→
Quarter ending March 2019	1,225	↓
Quarter ending June 2019	1,228	→
Quarter ending September 2019	1,232	→
Variance since September 2018	(0.3%)	→



ACTIVITY



Month	2019	2020
April	129	97
May	367	326
June	570	491
July	827	728
August	1,120	1,015
September	1,314	1,217
October	1,546	
November	1,808	
December	1,946	
January	2,173	
February	2,329	
March	2,622	
April	2,728	
May	2,728	
June	2,728	

QUALITY

	Quantity	Base Number	Contract	AT	Region	England
% of FP17s for the same patient ID Re-attending within 3 months - Children	118	1,026	11.5%	10.0%	11.3%	11.5%
% of FP17s for the same patient ID Re-attending within 3 months - Adults	0	1	0.0%	13.5%	14.7%	15.4%
% of FP17s for the same patient ID Re-attending between 3 & 9 months - Children	700	1,026	68.2%	63.2%	60.8%	59.7%
% of FP17s for the same patient ID Re-attending between 3 & 9 months - Adults	0	1	0.0%	56.9%	52.8%	51.7%
% of FP17s for Band 1 Urgent Courses	33	949	3.5%	6.8%	8.2%	9.2%
% of FP17s Relating to Free Repair or Replacements	0	949	0.0%	0.7%	0.7%	0.7%
% of FP17s Relating to Continuations	0	949	0.0%	1.0%	0.8%	0.8%
% of Patients satisfied with the dentistry they have received	0	0	N/A	91.9%	93.2%	93.5%
% of Patients satisfied with the time they had to wait for an appointment	0	0	N/A	86.7%	88.5%	87.4%

* This is based on patients treated on this contract for their most recent course of treatment. Figures in italics indicate the base number of FP17s or Patient Questionnaire responses are less than 100. N/A is shown where the base number of responses is less than 10 during the period. % is calculated as Quantity/Base number*100

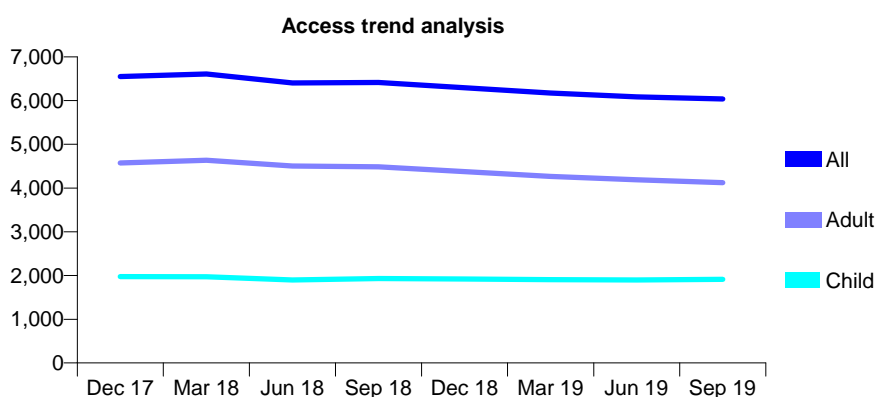
Q55 - Vital Signs At a Glance Contract Report for 158941/0001 - September 2019

Name or company name	D M Jordan Limited
Contract type name	GDS Contract
Purpose of contract	General
Contract start date	01/07/2012
Contract end date	

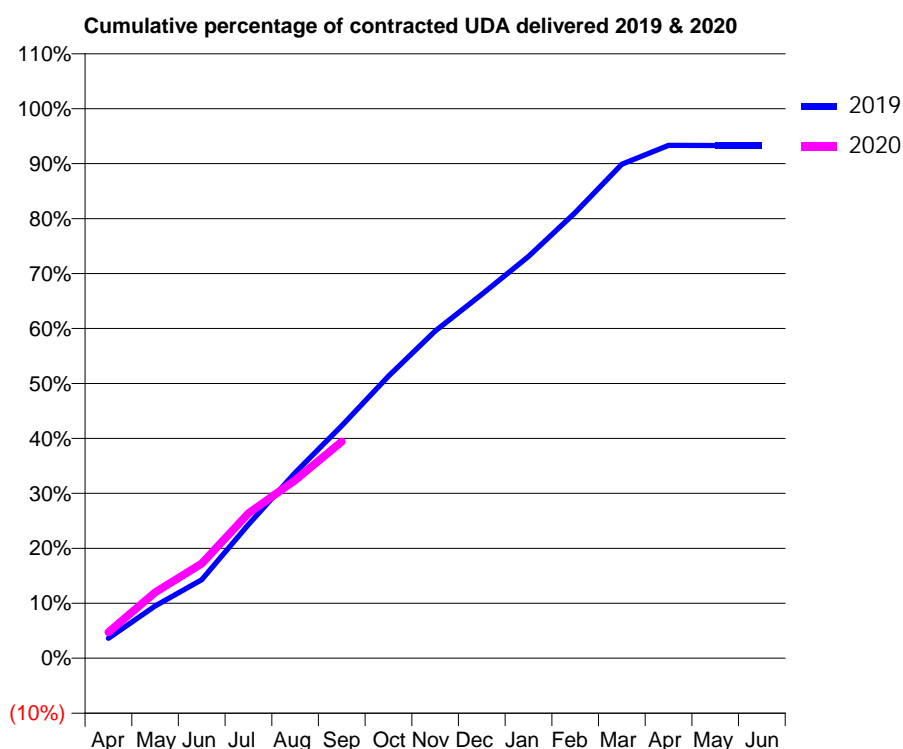
19/20 Contracted general activity (UDA)	21,500
Carry forward general activity (UDA)	0
19/20 Contracted orthodontic activity (UOA)	0
Carry forward orthodontic activity (UOA)	0
Baseline contract value	£526,513.27

ACCESS*

Patients seen in 24 months	Total	Change since previous quarter
Quarter ending September 2018	6,413	
Quarter ending December 2018	6,295	↓
Quarter ending March 2019	6,171	↓
Quarter ending June 2019	6,088	↓
Quarter ending September 2019	6,037	→
Variance since September 2018	(5.9%)	↓



ACTIVITY



Month	2019	2020
April	778	1,022
May	2,041	2,573
June	3,073	3,705
July	5,228	5,669
August	7,261	6,968
September	9,098	8,476
October	11,040	
November	12,802	
December	14,236	
January	15,716	
February	17,432	
March	19,324	
April	20,063	
May	20,057	
June	20,058	

QUALITY

	Quantity	Base Number	Contract	AT	Region	England
% of FP17s for the same patient ID Re-attending within 3 months - Children	113	1,904	5.9%	10.0%	11.3%	11.5%
% of FP17s for the same patient ID Re-attending within 3 months - Adults	270	3,036	8.9%	13.5%	14.7%	15.4%
% of FP17s for the same patient ID Re-attending between 3 & 9 months - Children	1,340	1,904	70.4%	63.2%	60.8%	59.7%
% of FP17s for the same patient ID Re-attending between 3 & 9 months - Adults	2,030	3,036	66.9%	56.9%	52.8%	51.7%
% of FP17s for Band 1 Urgent Courses	150	4,566	3.3%	6.8%	8.2%	9.2%
% of FP17s Relating to Free Repair or Replacements	22	4,566	0.5%	0.7%	0.7%	0.7%
% of FP17s Relating to Continuations	45	4,566	1.0%	1.0%	0.8%	0.8%
% of Patients satisfied with the dentistry they have received	0	0	N/A	91.9%	93.2%	93.5%
% of Patients satisfied with the time they had to wait for an appointment	0	0	N/A	86.7%	88.5%	87.4%

* This is based on patients treated on this contract for their most recent course of treatment. Figures in italics indicate the base number of FP17s or Patient Questionnaire responses are less than 100. N/A is shown where the base number of responses is less than 10 during the period. % is calculated as Quantity/Base number*100

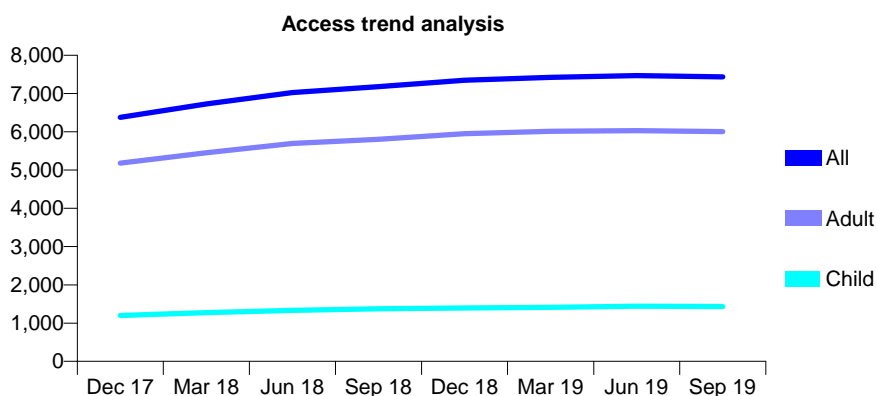
Q55 - Vital Signs At a Glance Contract Report for 160490/0001 - September 2019

Name or company name	Dr Chandan Sharma
Contract type name	GDS Contract
Purpose of contract	General
Contract start date	01/04/2012
Contract end date	

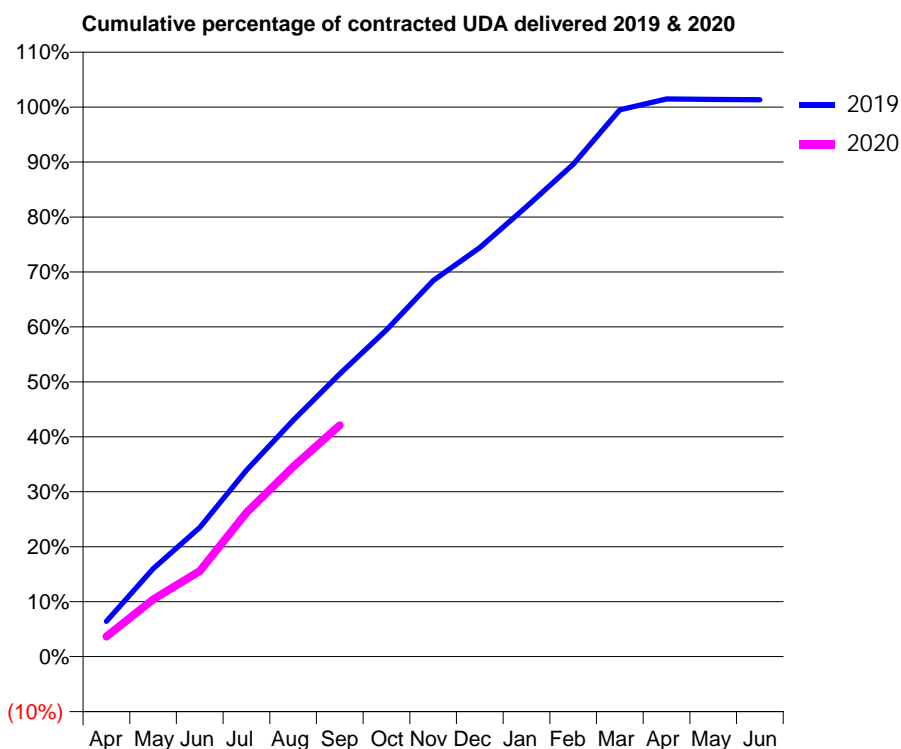
19/20 Contracted general activity (UDA)	16,786
Carry forward general activity (UDA)	0
19/20 Contracted orthodontic activity (UOA)	0
Carry forward orthodontic activity (UOA)	0
Baseline contract value	£452,786.06

ACCESS*

Patients seen in 24 months	Total	Change since previous quarter
Quarter ending September 2018	7,180	
Quarter ending December 2018	7,348	↑
Quarter ending March 2019	7,424	→
Quarter ending June 2019	7,470	→
Quarter ending September 2019	7,435	→
Variance since September 2018	3.6%	↑



ACTIVITY



Month	Adjusted Scheduled Activity (UDA)	
	2019	2020
April	1,077	615
May	2,687	1,748
June	3,941	2,612
July	5,693	4,398
August	7,217	5,797
September	8,636	7,065
October	9,978	
November	11,485	
December	12,493	
January	13,744	
February	15,038	
March	16,701	
April	17,033	
May	17,023	
June	17,011	

QUALITY

	Quantity	Base Number	Contract	AT	Region	England
% of FP17s for the same patient ID Re-attending within 3 months - Children	69	1,097	6.3%	10.0%	11.3%	11.5%
% of FP17s for the same patient ID Re-attending within 3 months - Adults	373	3,647	10.2%	13.5%	14.7%	15.4%
% of FP17s for the same patient ID Re-attending between 3 & 9 months - Children	701	1,097	63.9%	63.2%	60.8%	59.7%
% of FP17s for the same patient ID Re-attending between 3 & 9 months - Adults	1,756	3,647	48.1%	56.9%	52.8%	51.7%
% of FP17s for Band 1 Urgent Courses	368	4,251	8.7%	6.8%	8.2%	9.2%
% of FP17s Relating to Free Repair or Replacements	35	4,251	0.8%	0.7%	0.7%	0.7%
% of FP17s Relating to Continuations	18	4,251	0.4%	1.0%	0.8%	0.8%
% of Patients satisfied with the dentistry they have received	2	3	N/A	91.9%	93.2%	93.5%
% of Patients satisfied with the time they had to wait for an appointment	2	3	N/A	86.7%	88.5%	87.4%

* This is based on patients treated on this contract for their most recent course of treatment. Figures in italics indicate the base number of FP17s or Patient Questionnaire responses are less than 100. N/A is shown where the base number of responses is less than 10 during the period. % is calculated as Quantity/Base number*100

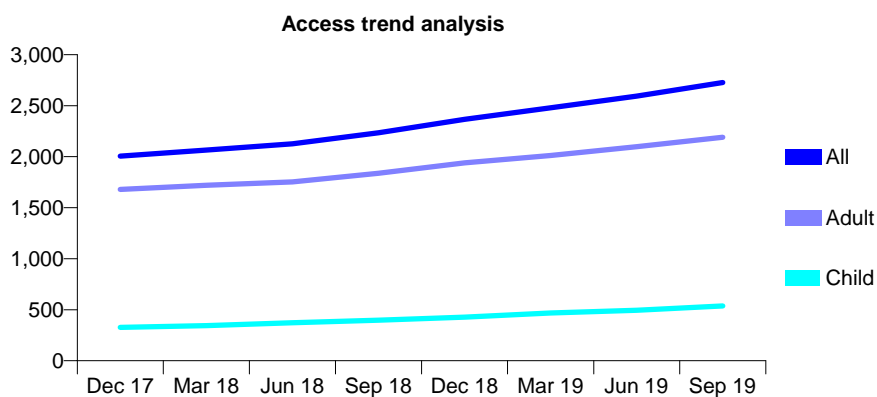
Q55 - Vital Signs At a Glance Contract Report for 160636/0001 - September 2019

Name or company name	Eyre Street Dental
Contract type name	GDS Contract
Purpose of contract	General
Contract start date	01/04/2015
Contract end date	

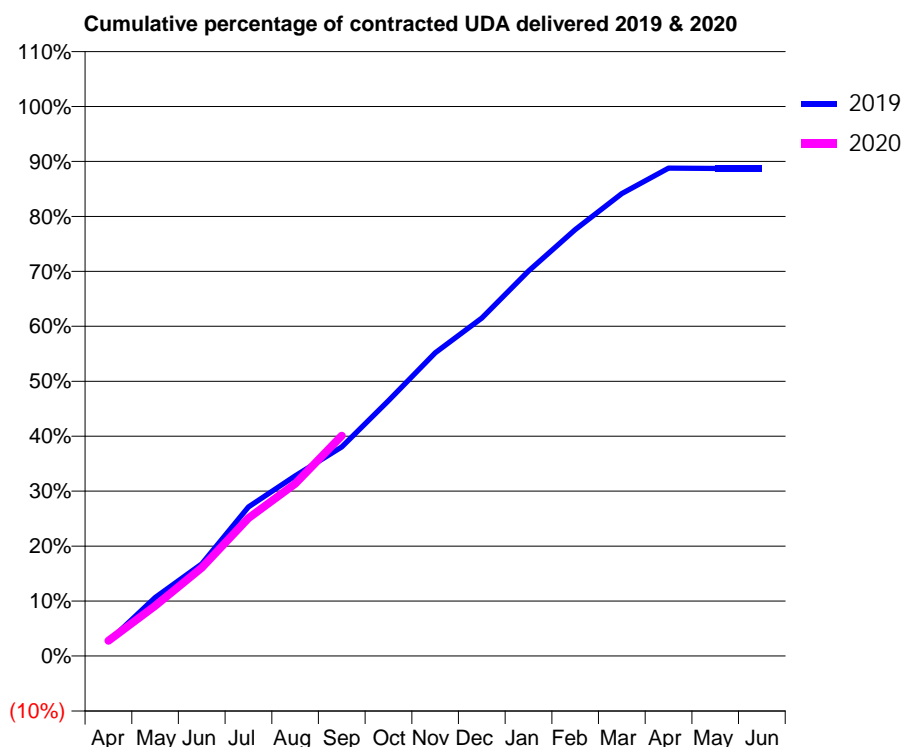
19/20 Contracted general activity (UDA)	9,028
Carry forward general activity (UDA)	0
19/20 Contracted orthodontic activity (UOA)	0
Carry forward orthodontic activity (UOA)	0
Baseline contract value	£258,835.45

ACCESS*

Patients seen in 24 months	Total	Change since previous quarter
Quarter ending September 2018	2,235	
Quarter ending December 2018	2,367	↑
Quarter ending March 2019	2,479	↑
Quarter ending June 2019	2,594	↑
Quarter ending September 2019	2,728	↑
Variance since September 2018	22.1%	↑



ACTIVITY



Month	Adjusted Scheduled Activity (UDA)	
	2019	2020
April	237	250
May	960	825
June	1,513	1,451
July	2,448	2,265
August	2,959	2,830
September	3,437	3,618
October	4,195	
November	4,982	
December	5,550	
January	6,325	
February	7,005	
March	7,596	
April	8,014	
May	8,010	
June	8,010	

QUALITY

	Quantity	Base Number	Contract	AT	Region	England
% of FP17s for the same patient ID Re-attending within 3 months - Children	18	394	4.6%	10.0%	11.3%	11.5%
% of FP17s for the same patient ID Re-attending within 3 months - Adults	90	1,667	5.4%	13.5%	14.7%	15.4%
% of FP17s for the same patient ID Re-attending between 3 & 9 months - Children	161	394	40.9%	63.2%	60.8%	59.7%
% of FP17s for the same patient ID Re-attending between 3 & 9 months - Adults	1,022	1,667	61.3%	56.9%	52.8%	51.7%
% of FP17s for Band 1 Urgent Courses	68	1,896	3.6%	6.8%	8.2%	9.2%
% of FP17s Relating to Free Repair or Replacements	26	1,896	1.4%	0.7%	0.7%	0.7%
% of FP17s Relating to Continuations	5	1,896	0.3%	1.0%	0.8%	0.8%
% of Patients satisfied with the dentistry they have received	2	2	N/A	91.9%	93.2%	93.5%
% of Patients satisfied with the time they had to wait for an appointment	2	2	N/A	86.7%	88.5%	87.4%

* This is based on patients treated on this contract for their most recent course of treatment. Figures in italics indicate the base number of FP17s or Patient Questionnaire responses are less than 100. N/A is shown where the base number of responses is less than 10 during the period. % is calculated as Quantity/Base number*100

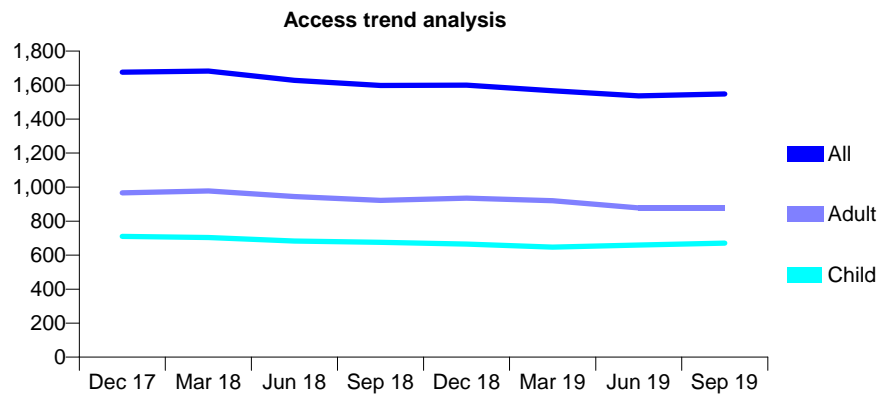
Q55 - Vital Signs At a Glance Contract Report for 161802/0001 - September 2019

Name or company name	Dental Surgery
Contract type name	GDS Contract
Purpose of contract	General
Contract start date	01/11/2012
Contract end date	

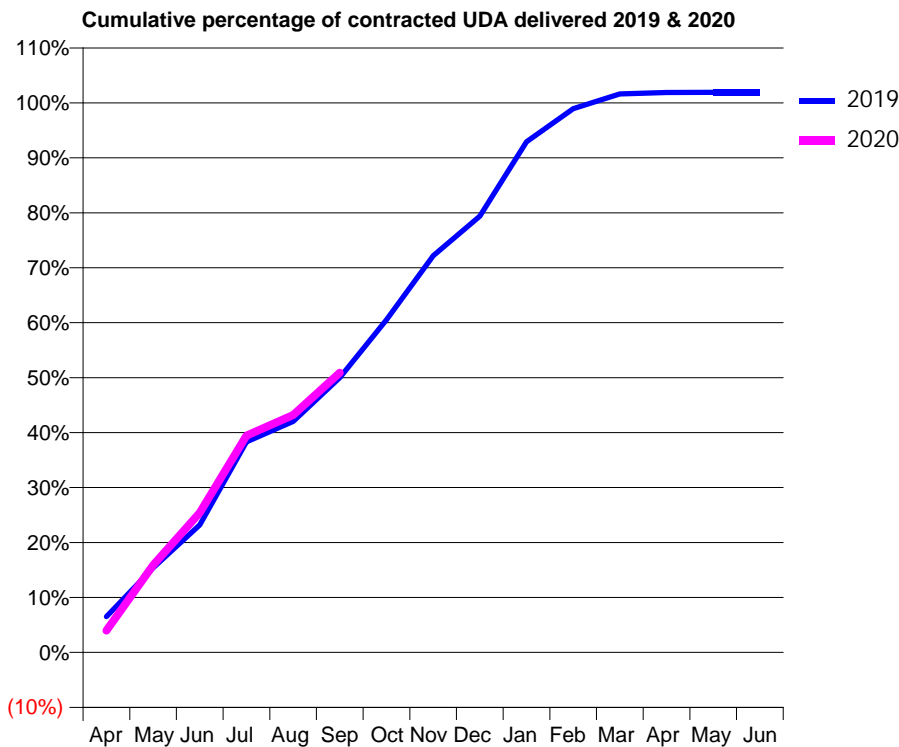
19/20 Contracted general activity (UDA)	5,966
Carry forward general activity (UDA)	0
19/20 Contracted orthodontic activity (UOA)	0
Carry forward orthodontic activity (UOA)	0
Baseline contract value	£208,786.86

ACCESS*

Patients seen in 24 months	Total	Change since previous quarter
Quarter ending September 2018	1,597	
Quarter ending December 2018	1,600	→
Quarter ending March 2019	1,567	↓
Quarter ending June 2019	1,537	↓
Quarter ending September 2019	1,548	→
Variance since September 2018	(3.1%)	↓



ACTIVITY



Month	2019	2020
April	389	237
May	918	947
June	1,385	1,517
July	2,285	2,353
August	2,509	2,577
September	2,982	3,037
October	3,611	
November	4,306	
December	4,735	
January	5,542	
February	5,904	
March	6,062	
April	6,079	
May	6,080	
June	6,080	

QUALITY

	Quantity	Base Number	Contract	AT	Region	England
% of FP17s for the same patient ID Re-attending within 3 months - Children	128	769	16.6%	10.0%	11.3%	11.5%
% of FP17s for the same patient ID Re-attending within 3 months - Adults	169	668	25.3%	13.5%	14.7%	15.4%
% of FP17s for the same patient ID Re-attending between 3 & 9 months - Children	471	769	61.2%	63.2%	60.8%	59.7%
% of FP17s for the same patient ID Re-attending between 3 & 9 months - Adults	337	668	50.4%	56.9%	52.8%	51.7%
% of FP17s for Band 1 Urgent Courses	133	1,422	9.4%	6.8%	8.2%	9.2%
% of FP17s Relating to Free Repair or Replacements	0	1,422	0.0%	0.7%	0.7%	0.7%
% of FP17s Relating to Continuations	0	1,422	0.0%	1.0%	0.8%	0.8%
% of Patients satisfied with the dentistry they have received	2	2	N/A	91.9%	93.2%	93.5%
% of Patients satisfied with the time they had to wait for an appointment	2	2	N/A	86.7%	88.5%	87.4%

* This is based on patients treated on this contract for their most recent course of treatment. Figures in italics indicate the base number of FP17s or Patient Questionnaire responses are less than 100. N/A is shown where the base number of responses is less than 10 during the period. % is calculated as Quantity/Base number*100

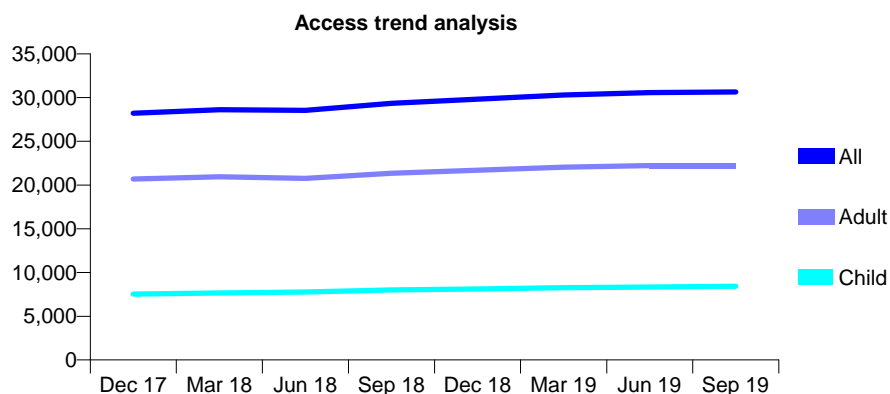
Q55 - Vital Signs At a Glance Contract Report for 162906/0001 - September 2019

Name or company name	Seven Dental & 2 Colwick Road
Contract type name	GDS Contract
Purpose of contract	General
Contract start date	01/04/2006
Contract end date	

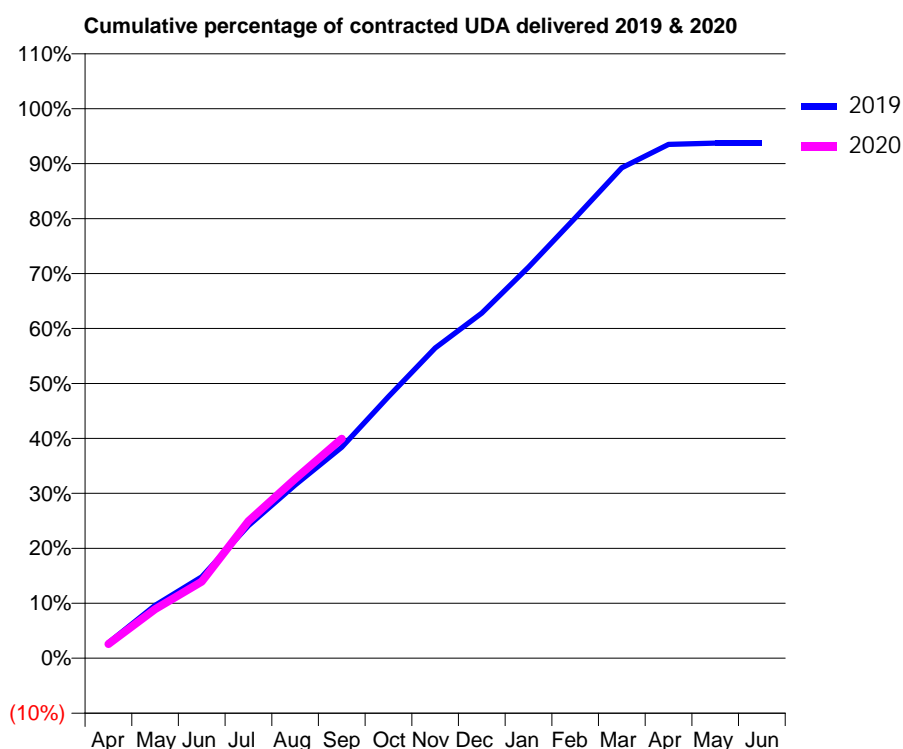
19/20 Contracted general activity (UDA)	93,393
Carry forward general activity (UDA)	0
19/20 Contracted orthodontic activity (UOA)	0
Carry forward orthodontic activity (UOA)	0
Baseline contract value	£2,873,900.72

ACCESS*

Patients seen in 24 months	Total	Change since previous quarter
Quarter ending September 2018	29,345	
Quarter ending December 2018	29,820	→
Quarter ending March 2019	30,300	→
Quarter ending June 2019	30,563	→
Quarter ending September 2019	30,653	→
Variance since September 2018	4.5%	↑



ACTIVITY



Month	2019	2020
April	2,809	2,405
May	9,664	8,333
June	14,881	13,030
July	24,252	23,290
August	31,690	30,469
September	38,597	37,311
October	47,816	
November	56,727	
December	63,098	
January	71,502	
February	80,529	
March	89,670	
April	93,939	
May	94,182	
June	94,182	

QUALITY

	Quantity	Base Number	Contract	AT	Region	England
% of FP17s for the same patient ID Re-attending within 3 months - Children	557	5,427	10.3%	10.0%	11.3%	11.5%
% of FP17s for the same patient ID Re-attending within 3 months - Adults	1,754	11,117	15.8%	13.5%	14.7%	15.4%
% of FP17s for the same patient ID Re-attending between 3 & 9 months - Children	2,839	5,427	52.3%	63.2%	60.8%	59.7%
% of FP17s for the same patient ID Re-attending between 3 & 9 months - Adults	4,120	11,117	37.1%	56.9%	52.8%	51.7%
% of FP17s for Band 1 Urgent Courses	1,723	14,811	11.6%	6.8%	8.2%	9.2%
% of FP17s Relating to Free Repair or Replacements	14	14,811	0.1%	0.7%	0.7%	0.7%
% of FP17s Relating to Continuations	355	14,811	2.4%	1.0%	0.8%	0.8%
% of Patients satisfied with the dentistry they have received	4	4	N/A	91.9%	93.2%	93.5%
% of Patients satisfied with the time they had to wait for an appointment	4	4	N/A	86.7%	88.5%	87.4%

* This is based on patients treated on this contract for their most recent course of treatment.

Figures in italics indicate the base number of FP17s or Patient Questionnaire responses are less than 100. N/A is shown where the base number of responses is less than 10 during the period. % is calculated as Quantity/Base number*100

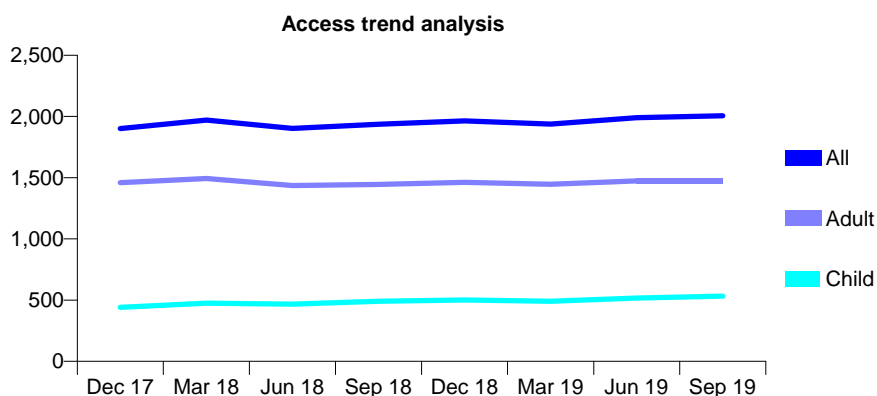
Q55 - Vital Signs At a Glance Contract Report for 162906/0002 - September 2019

Name or company name	Seven Dental & 2 Colwick Road
Contract type name	GDS Contract
Purpose of contract	General
Contract start date	01/04/2006
Contract end date	

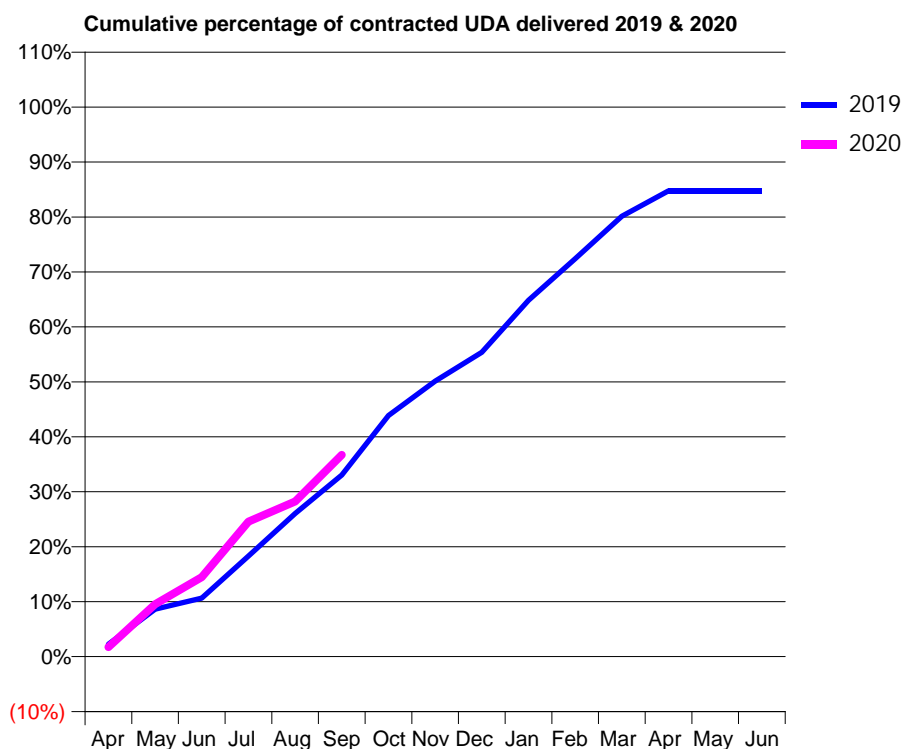
19/20 Contracted general activity (UDA)	8,140
Carry forward general activity (UDA)	0
19/20 Contracted orthodontic activity (UOA)	0
Carry forward orthodontic activity (UOA)	0
Baseline contract value	£248,364.55

ACCESS*

Patients seen in 24 months	Total	Change since previous quarter
Quarter ending September 2018	1,936	
Quarter ending December 2018	1,964	→
Quarter ending March 2019	1,937	↓
Quarter ending June 2019	1,991	↑
Quarter ending September 2019	2,006	→
Variance since September 2018	3.6%	↑



ACTIVITY



Month	Adjusted Scheduled Activity (UDA)	
	2019	2020
April	185	142
May	705	778
June	866	1,179
July	1,491	2,001
August	2,120	2,298
September	2,690	2,987
October	3,571	
November	4,079	
December	4,506	
January	5,278	
February	5,894	
March	6,521	
April	6,898	
May	6,898	
June	6,898	

QUALITY

	Quantity	Base Number	Contract	AT	Region	England
% of FP17s for the same patient ID Re-attending within 3 months - Children	35	378	9.3%	10.0%	11.3%	11.5%
% of FP17s for the same patient ID Re-attending within 3 months - Adults	99	773	12.8%	13.5%	14.7%	15.4%
% of FP17s for the same patient ID Re-attending between 3 & 9 months - Children	203	378	53.7%	63.2%	60.8%	59.7%
% of FP17s for the same patient ID Re-attending between 3 & 9 months - Adults	329	773	42.6%	56.9%	52.8%	51.7%
% of FP17s for Band 1 Urgent Courses	90	1,019	8.8%	6.8%	8.2%	9.2%
% of FP17s Relating to Free Repair or Replacements	16	1,019	1.6%	0.7%	0.7%	0.7%
% of FP17s Relating to Continuations	13	1,019	1.3%	1.0%	0.8%	0.8%
% of Patients satisfied with the dentistry they have received	1	2	N/A	91.9%	93.2%	93.5%
% of Patients satisfied with the time they had to wait for an appointment	1	2	N/A	86.7%	88.5%	87.4%

* This is based on patients treated on this contract for their most recent course of treatment. Figures in italics indicate the base number of FP17s or Patient Questionnaire responses are less than 100. N/A is shown where the base number of responses is less than 10 during the period. % is calculated as Quantity/Base number*100

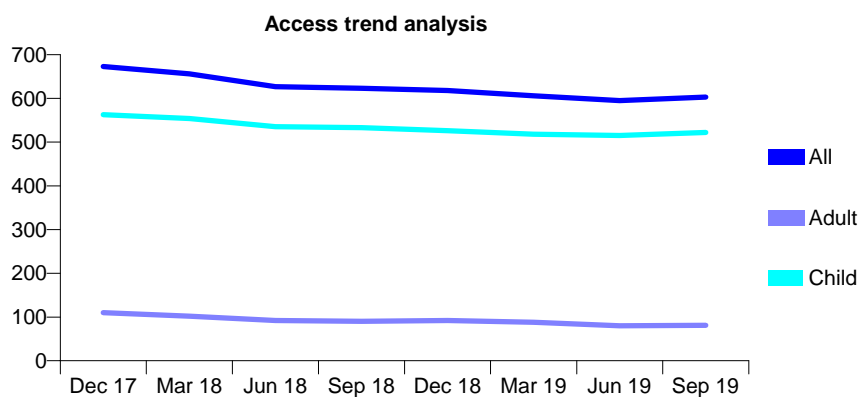
Q55 - Vital Signs At a Glance Contract Report for 163627/0001 - September 2019

Name or company name	High Street Dental Limited
Contract type name	GDS Contract
Purpose of contract	General
Contract start date	01/10/2015
Contract end date	

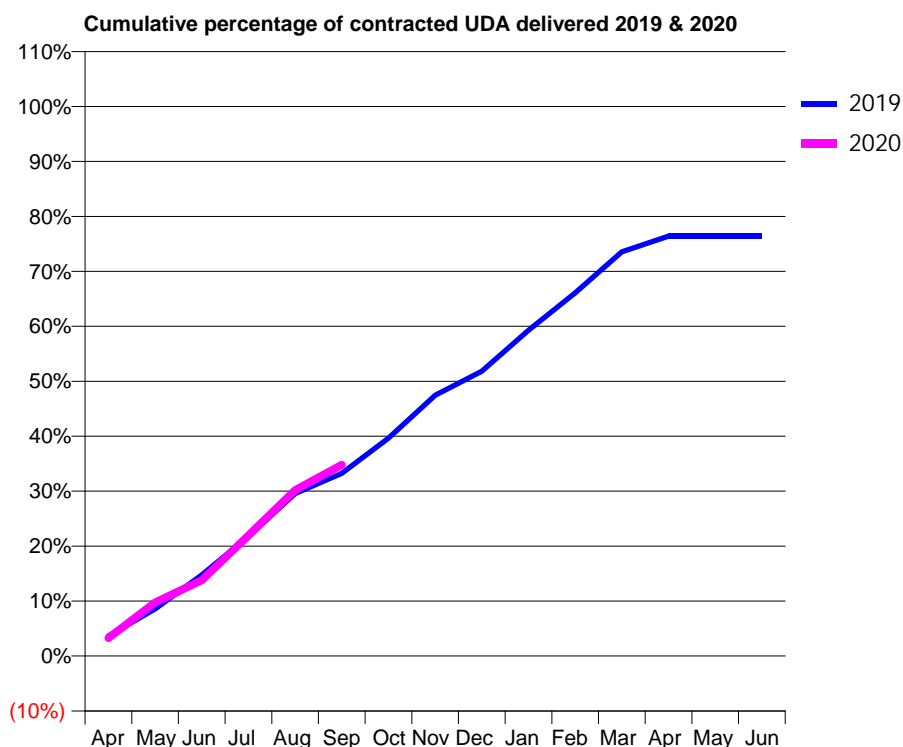
19/20 Contracted general activity (UDA)	2,280
Carry forward general activity (UDA)	0
19/20 Contracted orthodontic activity (UOA)	0
Carry forward orthodontic activity (UOA)	0
Baseline contract value	£50,762.65

ACCESS*

Patients seen in 24 months	Total	Change since previous quarter
Quarter ending September 2018	623	
Quarter ending December 2018	618	→
Quarter ending March 2019	606	↓
Quarter ending June 2019	595	↓
Quarter ending September 2019	603	→
Variance since September 2018	(3.2%)	↓



ACTIVITY



Month	Adjusted Scheduled Activity (UDA)	
	2019	2020
April	83	75
May	196	222
June	337	315
July	497	500
August	674	689
September	758	793
October	904	
November	1,082	
December	1,181	
January	1,352	
February	1,507	
March	1,677	
April	1,742	
May	1,742	
June	1,742	

QUALITY

	Quantity	Base Number	Contract	AT	Region	England
% of FP17s for the same patient ID Re-attending within 3 months - Children	54	570	9.5%	10.0%	11.3%	11.5%
% of FP17s for the same patient ID Re-attending within 3 months - Adults	3	29	10.3%	13.5%	14.7%	15.4%
% of FP17s for the same patient ID Re-attending between 3 & 9 months - Children	438	570	76.8%	63.2%	60.8%	59.7%
% of FP17s for the same patient ID Re-attending between 3 & 9 months - Adults	24	29	82.8%	56.9%	52.8%	51.7%
% of FP17s for Band 1 Urgent Courses	16	552	2.9%	6.8%	8.2%	9.2%
% of FP17s Relating to Free Repair or Replacements	0	552	0.0%	0.7%	0.7%	0.7%
% of FP17s Relating to Continuations	10	552	1.8%	1.0%	0.8%	0.8%
% of Patients satisfied with the dentistry they have received	0	0	N/A	91.9%	93.2%	93.5%
% of Patients satisfied with the time they had to wait for an appointment	0	0	N/A	86.7%	88.5%	87.4%

* This is based on patients treated on this contract for their most recent course of treatment. Figures in italics indicate the base number of FP17s or Patient Questionnaire responses are less than 100. N/A is shown where the base number of responses is less than 10 during the period. % is calculated as Quantity/Base number*100

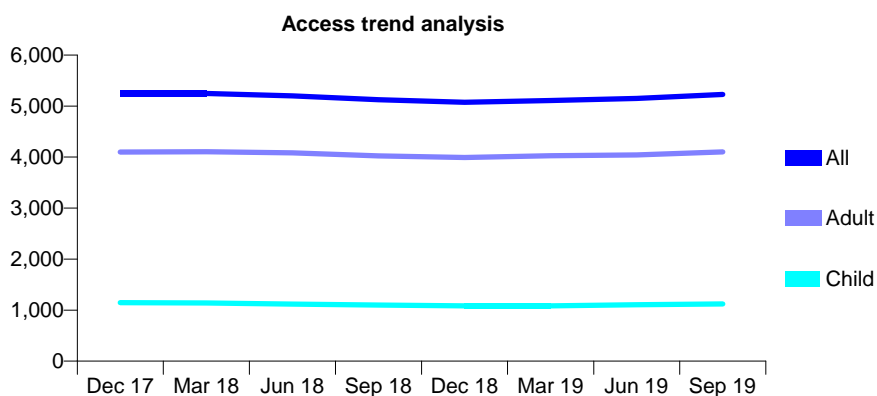
Q55 - Vital Signs At a Glance Contract Report for 164127/0001 - September 2019

Name or company name	Park Road Dental Practice
Contract type name	GDS Contract
Purpose of contract	General
Contract start date	01/10/2015
Contract end date	

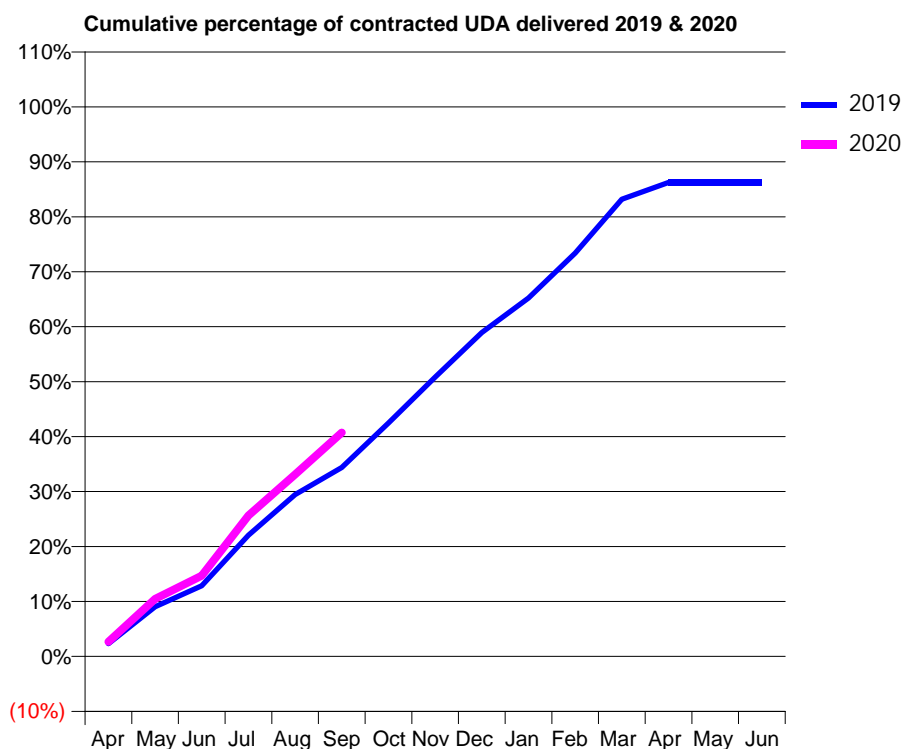
19/20 Contracted general activity (UDA)	17,825
Carry forward general activity (UDA)	0
19/20 Contracted orthodontic activity (UOA)	0
Carry forward orthodontic activity (UOA)	0
Baseline contract value	£378,442.06

ACCESS*

Patients seen in 24 months	Total	Change since previous quarter
Quarter ending September 2018	5,125	
Quarter ending December 2018	5,076	→
Quarter ending March 2019	5,111	→
Quarter ending June 2019	5,150	→
Quarter ending September 2019	5,227	→
Variance since September 2018	2.0%	→



ACTIVITY



Month	2019	2020
April	413	475
May	1,613	1,866
June	2,296	2,619
July	3,933	4,571
August	5,252	5,905
September	6,127	7,261
October	7,571	
November	9,061	
December	10,504	
January	11,625	
February	13,082	
March	14,828	
April	15,374	
May	15,375	
June	15,375	

QUALITY

	Quantity	Base Number	Contract	AT	Region	England
% of FP17s for the same patient ID Re-attending within 3 months - Children	54	892	6.1%	10.0%	11.3%	11.5%
% of FP17s for the same patient ID Re-attending within 3 months - Adults	281	3,038	9.2%	13.5%	14.7%	15.4%
% of FP17s for the same patient ID Re-attending between 3 & 9 months - Children	598	892	67.0%	63.2%	60.8%	59.7%
% of FP17s for the same patient ID Re-attending between 3 & 9 months - Adults	2,071	3,038	68.2%	56.9%	52.8%	51.7%
% of FP17s for Band 1 Urgent Courses	112	3,662	3.1%	6.8%	8.2%	9.2%
% of FP17s Relating to Free Repair or Replacements	23	3,662	0.6%	0.7%	0.7%	0.7%
% of FP17s Relating to Continuations	6	3,662	0.2%	1.0%	0.8%	0.8%
% of Patients satisfied with the dentistry they have received	2	2	N/A	91.9%	93.2%	93.5%
% of Patients satisfied with the time they had to wait for an appointment	2	2	N/A	86.7%	88.5%	87.4%

* This is based on patients treated on this contract for their most recent course of treatment. Figures in italics indicate the base number of FP17s or Patient Questionnaire responses are less than 100. N/A is shown where the base number of responses is less than 10 during the period. % is calculated as Quantity/Base number*100

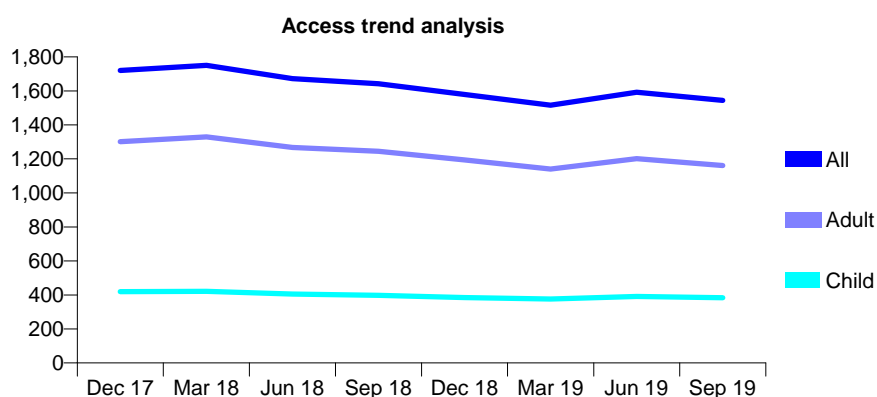
Q55 - Vital Signs At a Glance Contract Report for 166111/0001 - September 2019

Name or company name	Hathersage Dental Surgery
Contract type name	GDS Contract
Purpose of contract	General
Contract start date	01/06/2013
Contract end date	

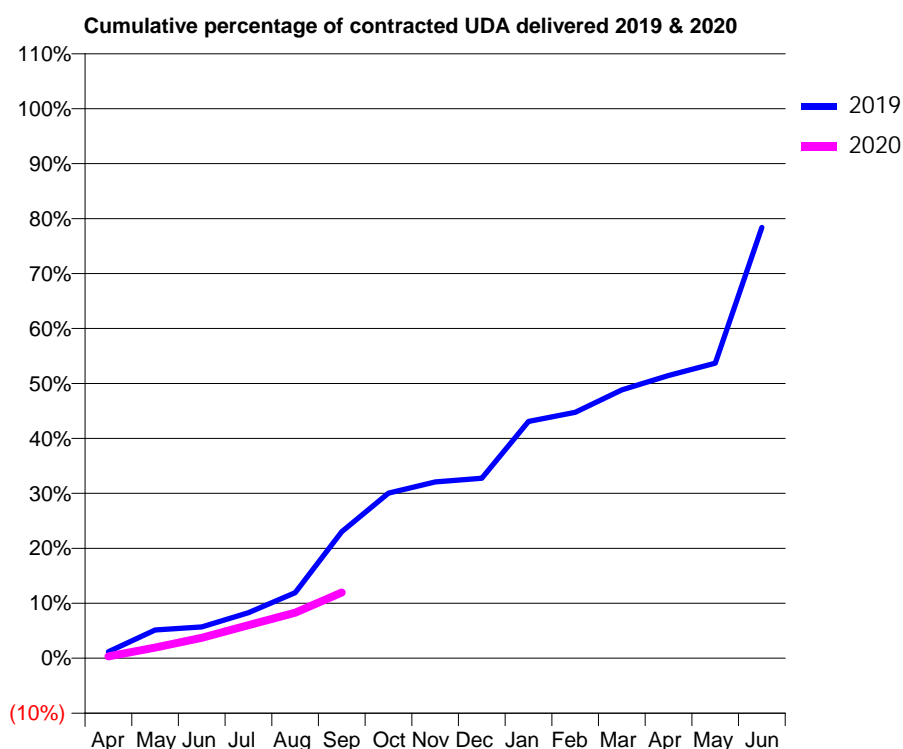
19/20 Contracted general activity (UDA)	5,158
Carry forward general activity (UDA)	0
19/20 Contracted orthodontic activity (UOA)	0
Carry forward orthodontic activity (UOA)	0
Baseline contract value	£154,239.25

ACCESS*

Patients seen in 24 months	Total	Change since previous quarter
Quarter ending September 2018	1,642	
Quarter ending December 2018	1,579	↓
Quarter ending March 2019	1,516	↓
Quarter ending June 2019	1,592	↑
Quarter ending September 2019	1,544	↓
Variance since September 2018	(6.0%)	↓



ACTIVITY



Month	2019	2020
April	60	17
May	266	100
June	293	192
July	427	309
August	615	428
September	1,187	617
October	1,550	
November	1,654	
December	1,689	
January	2,222	
February	2,308	
March	2,518	
April	2,652	
May	2,769	
June	4,042	

QUALITY

	Quantity	Base Number	Contract	AT	Region	England
% of FP17s for the same patient ID Re-attending within 3 months - Children	42	316	13.3%	10.0%	11.3%	11.5%
% of FP17s for the same patient ID Re-attending within 3 months - Adults	176	837	21.0%	13.5%	14.7%	15.4%
% of FP17s for the same patient ID Re-attending between 3 & 9 months - Children	204	316	64.6%	63.2%	60.8%	59.7%
% of FP17s for the same patient ID Re-attending between 3 & 9 months - Adults	386	837	46.1%	56.9%	52.8%	51.7%
% of FP17s for Band 1 Urgent Courses	24	398	6.0%	6.8%	8.2%	9.2%
% of FP17s Relating to Free Repair or Replacements	5	398	1.3%	0.7%	0.7%	0.7%
% of FP17s Relating to Continuations	4	398	1.0%	1.0%	0.8%	0.8%
% of Patients satisfied with the dentistry they have received	1	1	N/A	91.9%	93.2%	93.5%
% of Patients satisfied with the time they had to wait for an appointment	1	1	N/A	86.7%	88.5%	87.4%

* This is based on patients treated on this contract for their most recent course of treatment.

Figures in italics indicate the base number of FP17s or Patient Questionnaire responses are less than 100. N/A is shown where the base number of responses is less than 10 during the period. % is calculated as Quantity/Base number*100

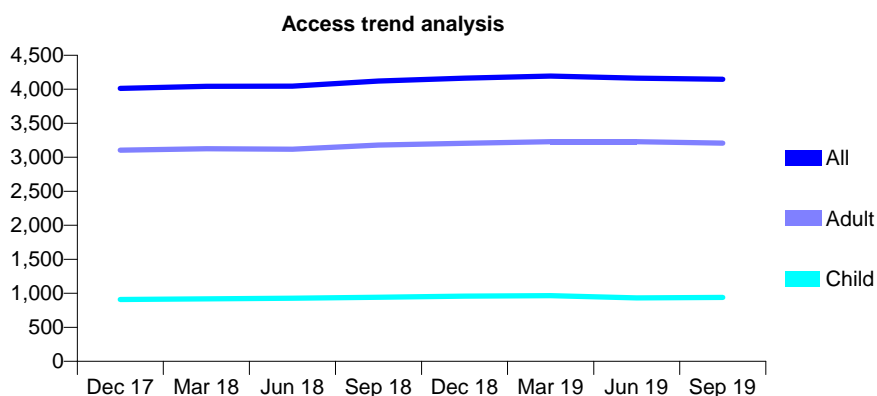
Q55 - Vital Signs At a Glance Contract Report for 167924/0001 - September 2019

Name or company name	Killamarsh Dental Practice Ltd
Contract type name	GDS Contract
Purpose of contract	General
Contract start date	01/11/2012
Contract end date	

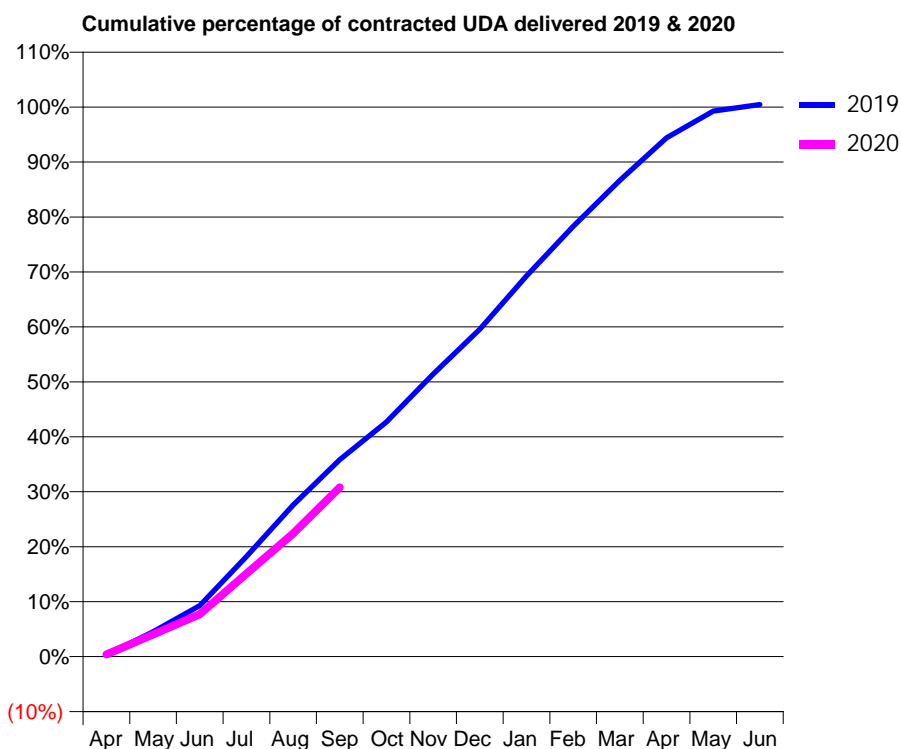
19/20 Contracted general activity (UDA)	14,134
Carry forward general activity (UDA)	0
19/20 Contracted orthodontic activity (UOA)	0
Carry forward orthodontic activity (UOA)	0
Baseline contract value	£379,066.28

ACCESS*

Patients seen in 24 months	Total	Change since previous quarter
Quarter ending September 2018	4,121	
Quarter ending December 2018	4,164	→
Quarter ending March 2019	4,194	→
Quarter ending June 2019	4,164	→
Quarter ending September 2019	4,148	→
Variance since September 2018	0.7%	→



ACTIVITY



Month	Adjusted Scheduled Activity (UDA)	
	2019	2020
April	52	58
May	668	572
June	1,371	1,087
July	2,687	2,136
August	4,073	3,169
September	5,287	4,353
October	6,300	
November	7,589	
December	8,792	
January	10,223	
February	11,556	
March	12,786	
April	13,929	
May	14,651	
June	14,828	

QUALITY

	Quantity	Base Number	Contract	AT	Region	England
% of FP17s for the same patient ID Re-attending within 3 months - Children	48	790	6.1%	10.0%	11.3%	11.5%
% of FP17s for the same patient ID Re-attending within 3 months - Adults	256	2,628	9.7%	13.5%	14.7%	15.4%
% of FP17s for the same patient ID Re-attending between 3 & 9 months - Children	591	790	74.8%	63.2%	60.8%	59.7%
% of FP17s for the same patient ID Re-attending between 3 & 9 months - Adults	1,978	2,628	75.3%	56.9%	52.8%	51.7%
% of FP17s for Band 1 Urgent Courses	95	2,412	3.9%	6.8%	8.2%	9.2%
% of FP17s Relating to Free Repair or Replacements	38	2,412	1.6%	0.7%	0.7%	0.7%
% of FP17s Relating to Continuations	2	2,412	0.1%	1.0%	0.8%	0.8%
% of Patients satisfied with the dentistry they have received	11	11	100.0%	91.9%	93.2%	93.5%
% of Patients satisfied with the time they had to wait for an appointment	10	11	90.9%	86.7%	88.5%	87.4%

* This is based on patients treated on this contract for their most recent course of treatment. Figures in italics indicate the base number of FP17s or Patient Questionnaire responses are less than 100. N/A is shown where the base number of responses is less than 10 during the period. % is calculated as Quantity/Base number*100

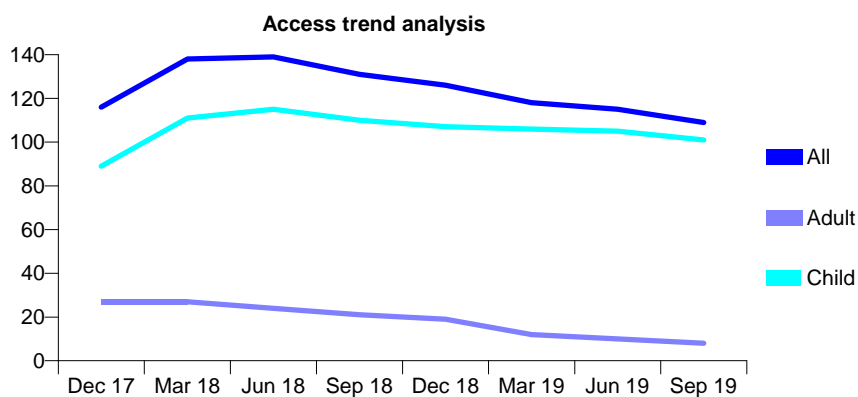
Q55 - Vital Signs At a Glance Contract Report for 169544/0001 - September 2019

Name or company name	STEEPLE GRANGE SMILES LTD.,
Contract type name	GDS Contract
Purpose of contract	General and Orthodontic
Contract start date	15/08/2008
Contract end date	

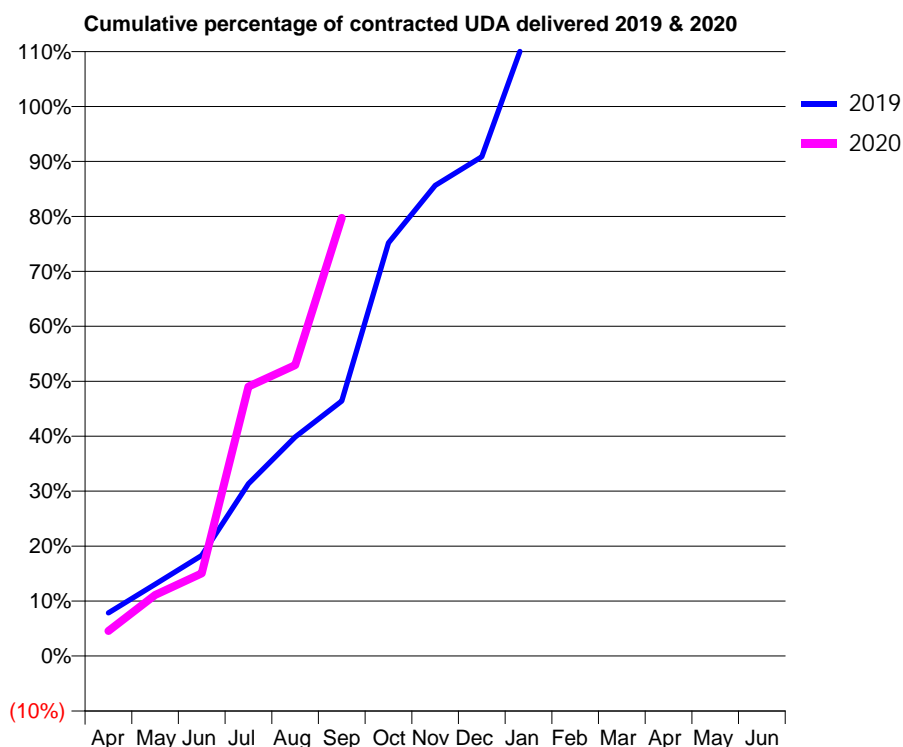
19/20 Contracted general activity (UDA)	153
Carry forward general activity (UDA)	0
19/20 Contracted orthodontic activity (UOA)	684
Carry forward orthodontic activity (UOA)	0
Baseline contract value	£51,754.44

ACCESS*

Patients seen in 24 months	Total	Change since previous quarter
Quarter ending September 2018	131	
Quarter ending December 2018	126	↓
Quarter ending March 2019	118	↓
Quarter ending June 2019	115	↓
Quarter ending September 2019	109	↓
Variance since September 2018	(16.8%)	↓



ACTIVITY



Month	Adjusted Scheduled Activity (UDA)	
	2019	2020
April	12	7
May	20	17
June	28	23
July	48	75
August	61	81
September	71	122
October	115	
November	131	
December	139	
January	175	
February	183	
March	186	
April	191	
May	191	
June	191	

QUALITY

	Quantity	Base Number	Contract	AT	Region	England
% of FP17s for the same patient ID Re-attending within 3 months - Children	2	78	2.6%	10.0%	11.3%	11.5%
% of FP17s for the same patient ID Re-attending within 3 months - Adults	0	2	0.0%	13.5%	14.7%	15.4%
% of FP17s for the same patient ID Re-attending between 3 & 9 months - Children	51	78	65.4%	63.2%	60.8%	59.7%
% of FP17s for the same patient ID Re-attending between 3 & 9 months - Adults	2	2	100.0%	56.9%	52.8%	51.7%
% of FP17s for Band 1 Urgent Courses	0	72	0.0%	6.8%	8.2%	9.2%
% of FP17s Relating to Free Repair or Replacements	0	72	0.0%	0.7%	0.7%	0.7%
% of FP17s Relating to Continuations	0	72	0.0%	1.0%	0.8%	0.8%
% of Patients satisfied with the dentistry they have received	0	0	N/A	91.9%	93.2%	93.5%
% of Patients satisfied with the time they had to wait for an appointment	0	0	N/A	86.7%	88.5%	87.4%

* This is based on patients treated on this contract for their most recent course of treatment. Figures in italics indicate the base number of FP17s or Patient Questionnaire responses are less than 100. N/A is shown where the base number of responses is less than 10 during the period. % is calculated as Quantity/Base number*100

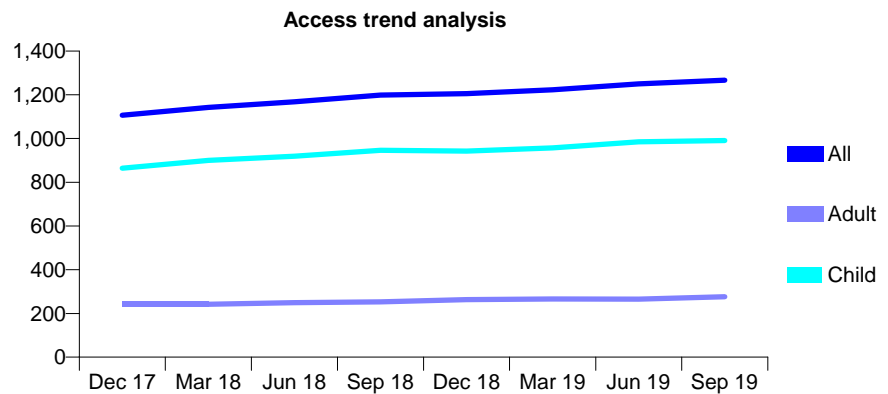
Q55 - Vital Signs At a Glance Contract Report for 170100/0001 - September 2019

Name or company name	Rooprai & Aulak
Contract type name	GDS Contract
Purpose of contract	General
Contract start date	01/04/2009
Contract end date	

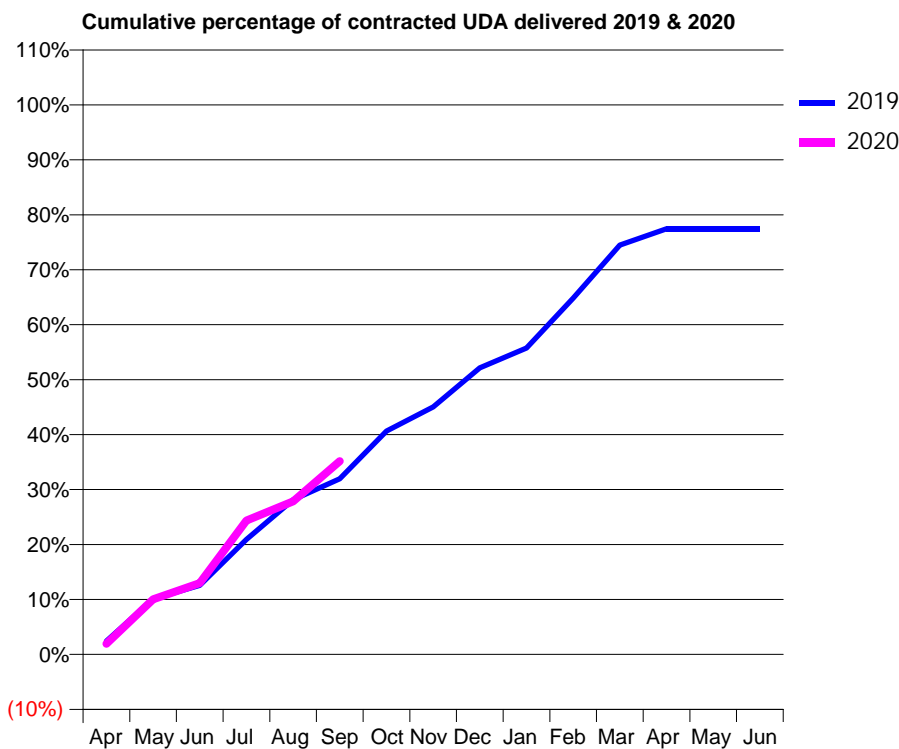
19/20 Contracted general activity (UDA)	3,129
Carry forward general activity (UDA)	0
19/20 Contracted orthodontic activity (UOA)	0
Carry forward orthodontic activity (UOA)	0
Baseline contract value	£69,826.29

ACCESS*

Patients seen in 24 months	Total	Change since previous quarter
Quarter ending September 2018	1,199	
Quarter ending December 2018	1,205	→
Quarter ending March 2019	1,223	→
Quarter ending June 2019	1,250	↑
Quarter ending September 2019	1,267	→
Variance since September 2018	5.7%	↑



ACTIVITY



Month	2019	2020
April	76	60
May	316	314
June	393	406
July	655	762
August	881	872
September	1,000	1,101
October	1,271	
November	1,409	
December	1,631	
January	1,744	
February	2,029	
March	2,331	
April	2,423	
May	2,423	
June	2,423	

QUALITY

	Quantity	Base Number	Contract	AT	Region	England
% of FP17s for the same patient ID Re-attending within 3 months - Children	51	792	6.4%	10.0%	11.3%	11.5%
% of FP17s for the same patient ID Re-attending within 3 months - Adults	9	125	7.2%	13.5%	14.7%	15.4%
% of FP17s for the same patient ID Re-attending between 3 & 9 months - Children	515	792	65.0%	63.2%	60.8%	59.7%
% of FP17s for the same patient ID Re-attending between 3 & 9 months - Adults	95	125	76.0%	56.9%	52.8%	51.7%
% of FP17s for Band 1 Urgent Courses	3	851	0.4%	6.8%	8.2%	9.2%
% of FP17s Relating to Free Repair or Replacements	0	851	0.0%	0.7%	0.7%	0.7%
% of FP17s Relating to Continuations	1	851	0.1%	1.0%	0.8%	0.8%
% of Patients satisfied with the dentistry they have received	0	0	N/A	91.9%	93.2%	93.5%
% of Patients satisfied with the time they had to wait for an appointment	0	0	N/A	86.7%	88.5%	87.4%

* This is based on patients treated on this contract for their most recent course of treatment. Figures in italics indicate the base number of FP17s or Patient Questionnaire responses are less than 100. N/A is shown where the base number of responses is less than 10 during the period. % is calculated as Quantity/Base number*100

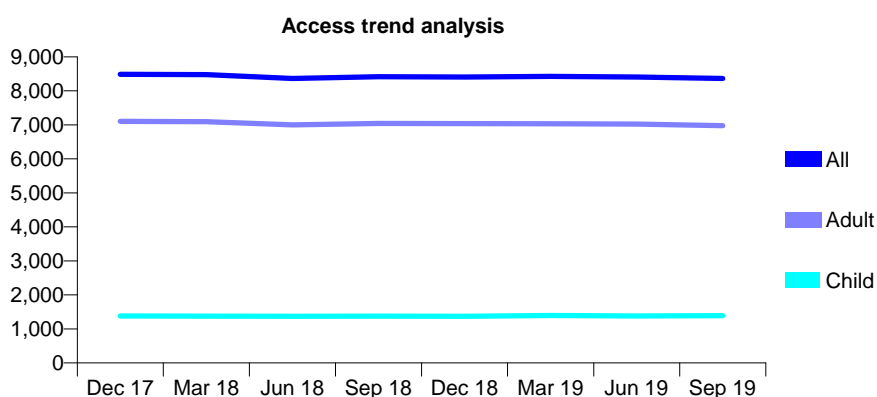
Q55 - Vital Signs At a Glance Contract Report for 170739/0001 - September 2019

Name or company name	Trinity Terrace Dental Practice
Contract type name	GDS Contract
Purpose of contract	General and Orthodontic
Contract start date	02/08/2011
Contract end date	

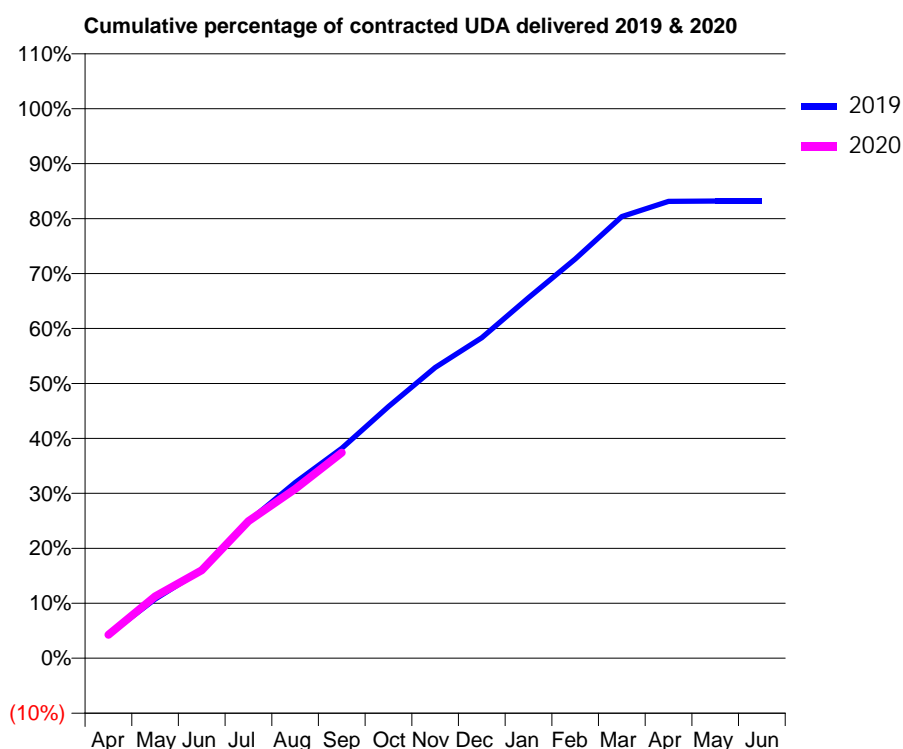
19/20 Contracted general activity (UDA)	32,380
Carry forward general activity (UDA)	0
19/20 Contracted orthodontic activity (UOA)	436
Carry forward orthodontic activity (UOA)	0
Baseline contract value	£732,162.10

ACCESS*

Patients seen in 24 months	Total	Change since previous quarter
Quarter ending September 2018	8,417	
Quarter ending December 2018	8,407	→
Quarter ending March 2019	8,427	→
Quarter ending June 2019	8,404	→
Quarter ending September 2019	8,367	→
Variance since September 2018	(0.6%)	→



ACTIVITY



Month	2019	2020
April	1,376	1,377
May	3,486	3,642
June	5,197	5,183
July	8,065	8,082
August	10,349	9,972
September	12,369	12,111
October	14,830	
November	17,134	
December	18,887	
January	21,245	
February	23,519	
March	26,019	
April	26,919	
May	26,935	
June	26,932	

QUALITY

	Quantity	Base Number	Contract	AT	Region	England
% of FP17s for the same patient ID Re-attending within 3 months - Children	89	1,041	8.5%	10.0%	11.3%	11.5%
% of FP17s for the same patient ID Re-attending within 3 months - Adults	512	4,636	11.0%	13.5%	14.7%	15.4%
% of FP17s for the same patient ID Re-attending between 3 & 9 months - Children	671	1,041	64.5%	63.2%	60.8%	59.7%
% of FP17s for the same patient ID Re-attending between 3 & 9 months - Adults	2,691	4,636	58.0%	56.9%	52.8%	51.7%
% of FP17s for Band 1 Urgent Courses	308	5,233	5.9%	6.8%	8.2%	9.2%
% of FP17s Relating to Free Repair or Replacements	13	5,233	0.2%	0.7%	0.7%	0.7%
% of FP17s Relating to Continuations	62	5,233	1.2%	1.0%	0.8%	0.8%
% of Patients satisfied with the dentistry they have received	4	4	N/A	91.9%	93.2%	93.5%
% of Patients satisfied with the time they had to wait for an appointment	4	4	N/A	86.7%	88.5%	87.4%

* This is based on patients treated on this contract for their most recent course of treatment.

Figures in italics indicate the base number of FP17s or Patient Questionnaire responses are less than 100. N/A is shown where the base number of responses is less than 10 during the period. % is calculated as Quantity/Base number*100

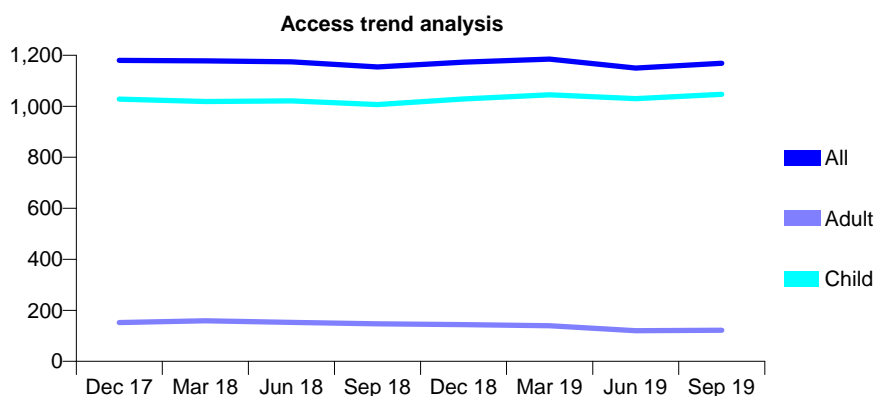
Q55 - Vital Signs At a Glance Contract Report for 171115/0001 - September 2019

Name or company name	Titchfield Park Dental Clinic Limited
Contract type name	GDS Contract
Purpose of contract	General
Contract start date	01/04/2012
Contract end date	

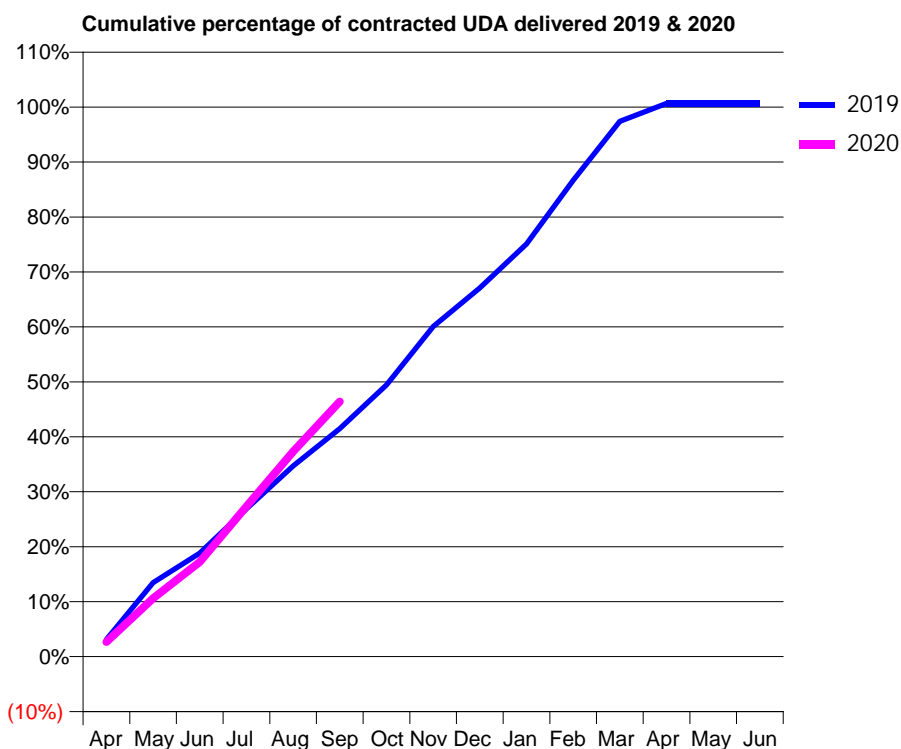
19/20 Contracted general activity (UDA)	2,500
Carry forward general activity (UDA)	0
19/20 Contracted orthodontic activity (UOA)	0
Carry forward orthodontic activity (UOA)	0
Baseline contract value	£57,281.94

ACCESS*

Patients seen in 24 months	Total	Change since previous quarter
Quarter ending September 2018	1,154	
Quarter ending December 2018	1,173	→
Quarter ending March 2019	1,185	→
Quarter ending June 2019	1,150	↓
Quarter ending September 2019	1,169	→
Variance since September 2018	1.3%	→



ACTIVITY



Month	Adjusted Scheduled Activity (UDA)	
	2019	2020
April	78	67
May	337	265
June	470	431
July	672	683
August	867	933
September	1,037	1,160
October	1,236	
November	1,502	
December	1,677	
January	1,877	
February	2,167	
March	2,435	
April	2,517	
May	2,517	
June	2,517	

QUALITY

	Quantity	Base Number	Contract	AT	Region	England
% of FP17s for the same patient ID Re-attending within 3 months - Children	80	954	8.4%	10.0%	11.3%	11.5%
% of FP17s for the same patient ID Re-attending within 3 months - Adults	5	33	15.2%	13.5%	14.7%	15.4%
% of FP17s for the same patient ID Re-attending between 3 & 9 months - Children	699	954	73.3%	63.2%	60.8%	59.7%
% of FP17s for the same patient ID Re-attending between 3 & 9 months - Adults	28	33	84.8%	56.9%	52.8%	51.7%
% of FP17s for Band 1 Urgent Courses	46	918	5.0%	6.8%	8.2%	9.2%
% of FP17s Relating to Free Repair or Replacements	0	918	0.0%	0.7%	0.7%	0.7%
% of FP17s Relating to Continuations	5	918	0.5%	1.0%	0.8%	0.8%
% of Patients satisfied with the dentistry they have received	0	0	N/A	91.9%	93.2%	93.5%
% of Patients satisfied with the time they had to wait for an appointment	0	0	N/A	86.7%	88.5%	87.4%

* This is based on patients treated on this contract for their most recent course of treatment. Figures in italics indicate the base number of FP17s or Patient Questionnaire responses are less than 100. N/A is shown where the base number of responses is less than 10 during the period. % is calculated as Quantity/Base number*100

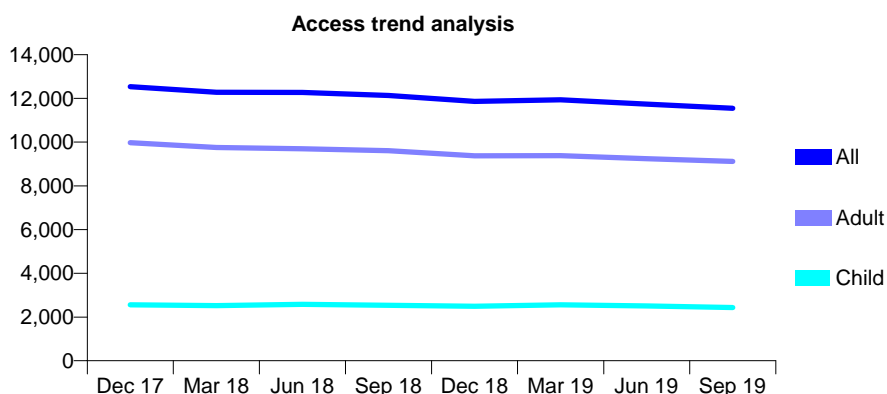
Q55 - Vital Signs At a Glance Contract Report for 171824/0001 - September 2019

Name or company name	Ripley Family Dental Centre
Contract type name	GDS Contract
Purpose of contract	General
Contract start date	01/03/2014
Contract end date	

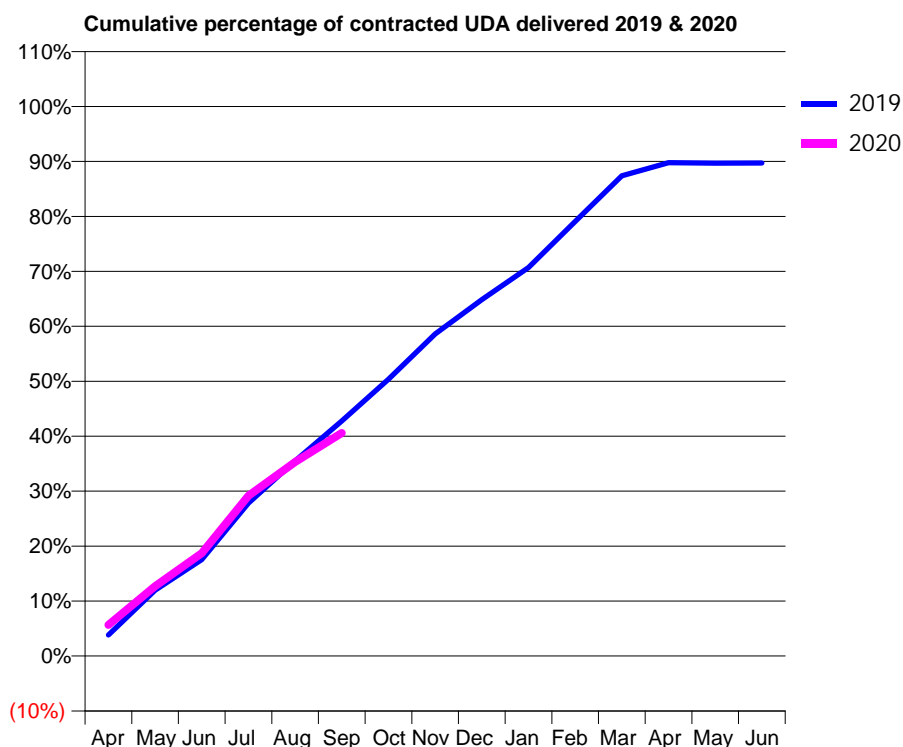
19/20 Contracted general activity (UDA)	39,239
Carry forward general activity (UDA)	0
19/20 Contracted orthodontic activity (UOA)	0
Carry forward orthodontic activity (UOA)	0
Baseline contract value	£837,217.36

ACCESS*

Patients seen in 24 months	Total	Change since previous quarter
Quarter ending September 2018	12,135	
Quarter ending December 2018	11,864	↓
Quarter ending March 2019	11,938	→
Quarter ending June 2019	11,739	↓
Quarter ending September 2019	11,552	↓
Variance since September 2018	(4.8%)	↓



ACTIVITY



Month	Adjusted Scheduled Activity (UDA)	
	2019	2020
April	1,512	2,224
May	4,704	4,992
June	6,890	7,344
July	10,919	11,454
August	13,937	13,863
September	16,782	15,928
October	19,760	
November	22,998	
December	25,445	
January	27,745	
February	31,028	
March	34,286	
April	35,224	
May	35,191	
June	35,194	

QUALITY

	Quantity	Base Number	Contract	AT	Region	England
% of FP17s for the same patient ID Re-attending within 3 months - Children	118	1,760	6.7%	10.0%	11.3%	11.5%
% of FP17s for the same patient ID Re-attending within 3 months - Adults	845	6,825	12.4%	13.5%	14.7%	15.4%
% of FP17s for the same patient ID Re-attending between 3 & 9 months - Children	1,207	1,760	68.6%	63.2%	60.8%	59.7%
% of FP17s for the same patient ID Re-attending between 3 & 9 months - Adults	4,701	6,825	68.9%	56.9%	52.8%	51.7%
% of FP17s for Band 1 Urgent Courses	365	8,106	4.5%	6.8%	8.2%	9.2%
% of FP17s Relating to Free Repair or Replacements	182	8,106	2.2%	0.7%	0.7%	0.7%
% of FP17s Relating to Continuations	77	8,106	0.9%	1.0%	0.8%	0.8%
% of Patients satisfied with the dentistry they have received	8	8	N/A	91.9%	93.2%	93.5%
% of Patients satisfied with the time they had to wait for an appointment	7	8	N/A	86.7%	88.5%	87.4%

* This is based on patients treated on this contract for their most recent course of treatment. Figures in italics indicate the base number of FP17s or Patient Questionnaire responses are less than 100. N/A is shown where the base number of responses is less than 10 during the period. % is calculated as Quantity/Base number*100

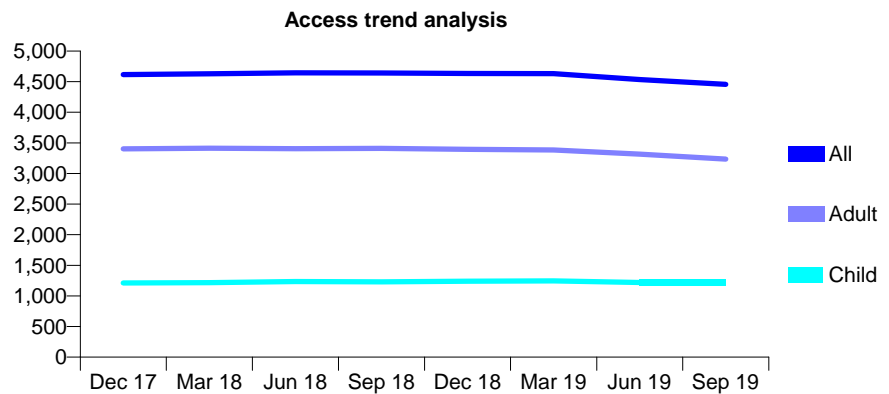
Q55 - Vital Signs At a Glance Contract Report for 172979/0004 - September 2019

Name or company name	DM and LJ Jordan Limited
Contract type name	GDS Contract
Purpose of contract	General
Contract start date	01/01/2015
Contract end date	

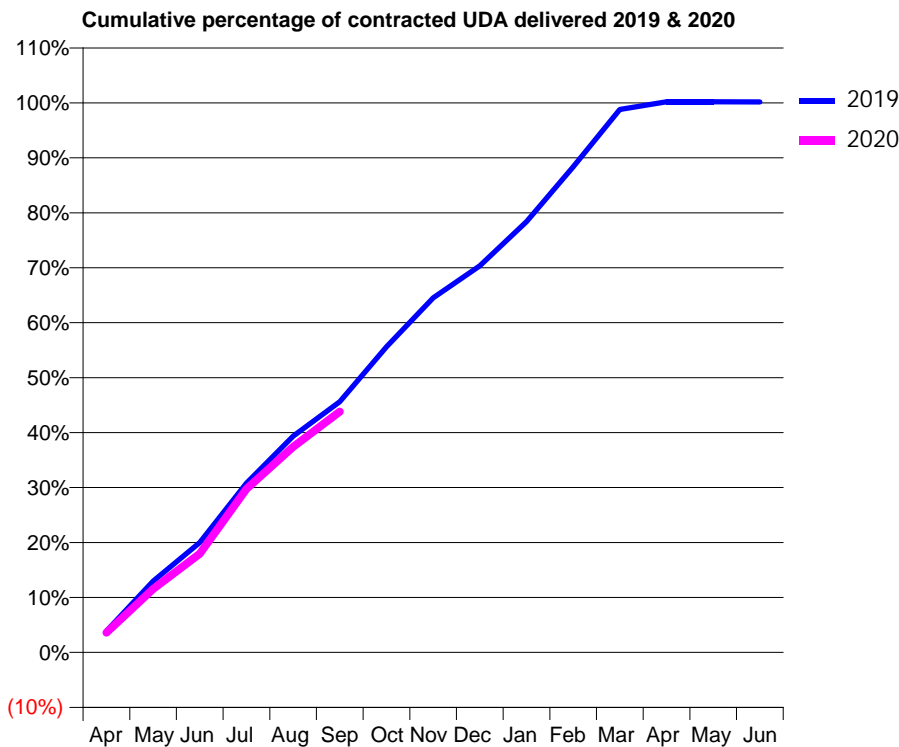
19/20 Contracted general activity (UDA)	13,400
Carry forward general activity (UDA)	0
19/20 Contracted orthodontic activity (UOA)	0
Carry forward orthodontic activity (UOA)	0
Baseline contract value	£422,515.48

ACCESS*

Patients seen in 24 months	Total	Change since previous quarter
Quarter ending September 2018	4,641	
Quarter ending December 2018	4,636	→
Quarter ending March 2019	4,630	→
Quarter ending June 2019	4,535	↓
Quarter ending September 2019	4,457	↓
Variance since September 2018	(4.0%)	↓



ACTIVITY



Month	2019	2020
April	521	482
May	1,737	1,547
June	2,683	2,406
July	4,130	3,987
August	5,274	5,014
September	6,110	5,872
October	7,452	
November	8,646	
December	9,424	
January	10,506	
February	11,843	
March	13,240	
April	13,426	
May	13,426	
June	13,423	

QUALITY

	Quantity	Base Number	Contract	AT	Region	England
% of FP17s for the same patient ID Re-attending within 3 months - Children	29	801	3.6%	10.0%	11.3%	11.5%
% of FP17s for the same patient ID Re-attending within 3 months - Adults	123	1,982	6.2%	13.5%	14.7%	15.4%
% of FP17s for the same patient ID Re-attending between 3 & 9 months - Children	520	801	64.9%	63.2%	60.8%	59.7%
% of FP17s for the same patient ID Re-attending between 3 & 9 months - Adults	1,282	1,982	64.7%	56.9%	52.8%	51.7%
% of FP17s for Band 1 Urgent Courses	97	2,710	3.6%	6.8%	8.2%	9.2%
% of FP17s Relating to Free Repair or Replacements	7	2,710	0.3%	0.7%	0.7%	0.7%
% of FP17s Relating to Continuations	7	2,710	0.3%	1.0%	0.8%	0.8%
% of Patients satisfied with the dentistry they have received	4	4	N/A	91.9%	93.2%	93.5%
% of Patients satisfied with the time they had to wait for an appointment	4	4	N/A	86.7%	88.5%	87.4%

* This is based on patients treated on this contract for their most recent course of treatment. Figures in italics indicate the base number of FP17s or Patient Questionnaire responses are less than 100. N/A is shown where the base number of responses is less than 10 during the period. % is calculated as Quantity/Base number*100

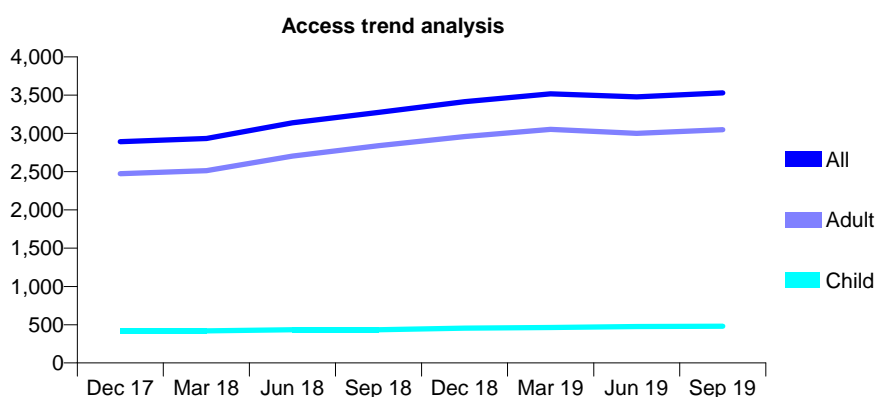
Q55 - Vital Signs At a Glance Contract Report for 173002/0001 - September 2019

Name or company name	City Dental Partnership
Contract type name	GDS Contract
Purpose of contract	General
Contract start date	01/10/2011
Contract end date	

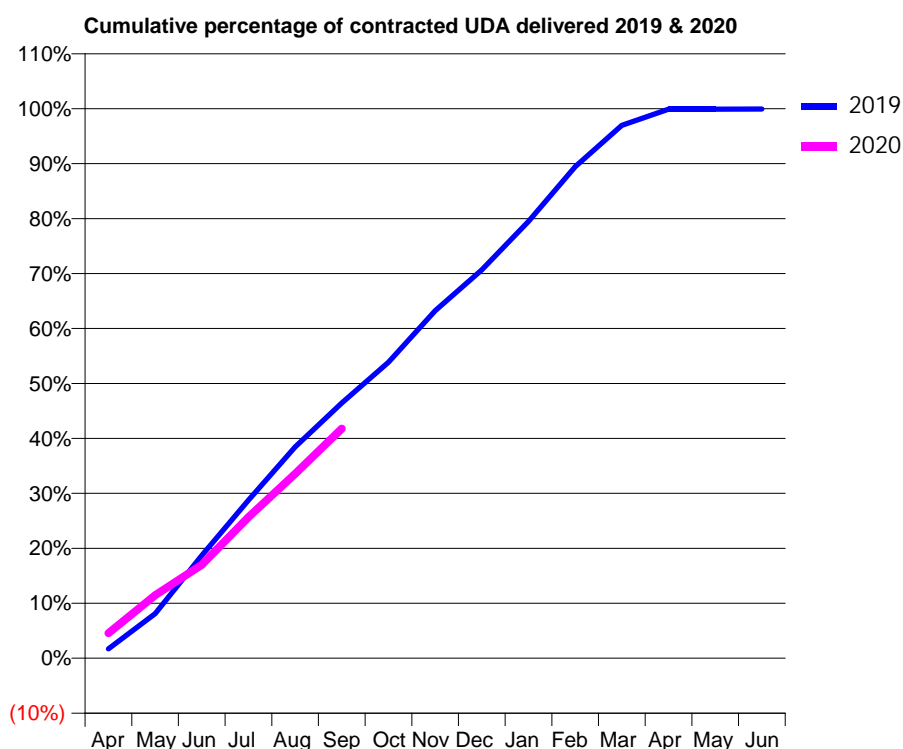
19/20 Contracted general activity (UDA)	9,286
Carry forward general activity (UDA)	0
19/20 Contracted orthodontic activity (UOA)	0
Carry forward orthodontic activity (UOA)	0
Baseline contract value	£223,122.72

ACCESS*

Patients seen in 24 months	Total	Change since previous quarter
Quarter ending September 2018	3,274	
Quarter ending December 2018	3,413	↑
Quarter ending March 2019	3,516	↑
Quarter ending June 2019	3,476	↓
Quarter ending September 2019	3,531	→
Variance since September 2018	7.8%	↑



ACTIVITY



Month	2019	2020
April	158	426
May	753	1,064
June	1,735	1,579
July	2,672	2,383
August	3,572	3,118
September	4,312	3,880
October	5,003	
November	5,873	
December	6,562	
January	7,380	
February	8,308	
March	9,004	
April	9,276	
May	9,277	
June	9,280	

QUALITY

	Quantity	Base Number	Contract	AT	Region	England
% of FP17s for the same patient ID Re-attending within 3 months - Children	25	369	6.8%	10.0%	11.3%	11.5%
% of FP17s for the same patient ID Re-attending within 3 months - Adults	178	1,815	9.8%	13.5%	14.7%	15.4%
% of FP17s for the same patient ID Re-attending between 3 & 9 months - Children	230	369	62.3%	63.2%	60.8%	59.7%
% of FP17s for the same patient ID Re-attending between 3 & 9 months - Adults	1,103	1,815	60.8%	56.9%	52.8%	51.7%
% of FP17s for Band 1 Urgent Courses	148	2,058	7.2%	6.8%	8.2%	9.2%
% of FP17s Relating to Free Repair or Replacements	10	2,058	0.5%	0.7%	0.7%	0.7%
% of FP17s Relating to Continuations	15	2,058	0.7%	1.0%	0.8%	0.8%
% of Patients satisfied with the dentistry they have received	2	3	N/A	91.9%	93.2%	93.5%
% of Patients satisfied with the time they had to wait for an appointment	3	3	N/A	86.7%	88.5%	87.4%

* This is based on patients treated on this contract for their most recent course of treatment.

Figures in italics indicate the base number of FP17s or Patient Questionnaire responses are less than 100. N/A is shown where the base number of responses is less than 10 during the period. % is calculated as Quantity/Base number*100

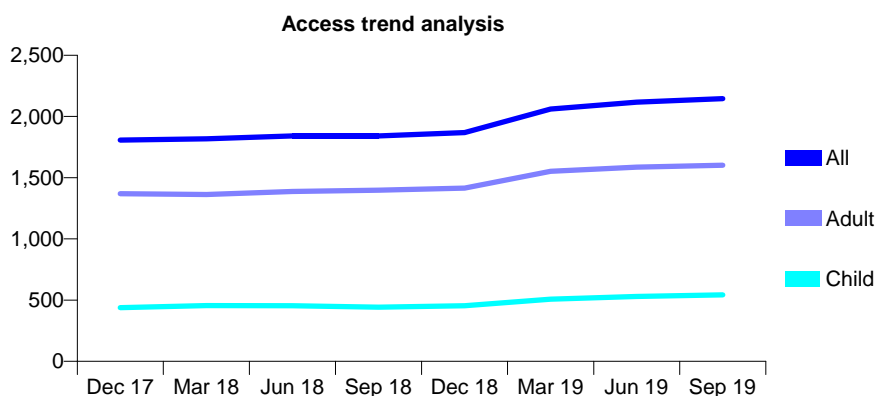
Q55 - Vital Signs At a Glance Contract Report for 173630/0001 - September 2019

Name or company name	Wollaton Dental Practice
Contract type name	GDS Contract
Purpose of contract	General
Contract start date	07/09/2010
Contract end date	

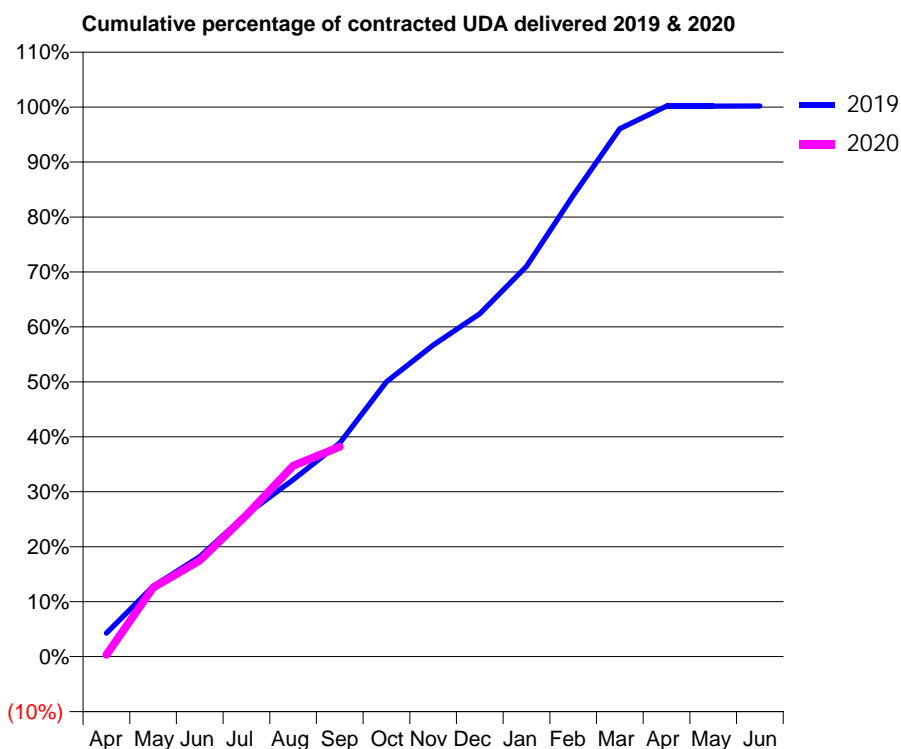
19/20 Contracted general activity (UDA)	7,144
Carry forward general activity (UDA)	0
19/20 Contracted orthodontic activity (UOA)	0
Carry forward orthodontic activity (UOA)	0
Baseline contract value	£169,196.42

ACCESS*

Patients seen in 24 months	Total	Change since previous quarter
Quarter ending September 2018	1,841	
Quarter ending December 2018	1,869	→
Quarter ending March 2019	2,060	↑
Quarter ending June 2019	2,117	↑
Quarter ending September 2019	2,145	→
Variance since September 2018	16.5%	↑



ACTIVITY



Month	Adjusted Scheduled Activity (UDA)	
	2019	2020
April	366	23
May	1,093	897
June	1,553	1,249
July	2,210	1,839
August	2,745	2,482
September	3,316	2,728
October	4,268	
November	4,837	
December	5,323	
January	6,059	
February	7,159	
March	8,196	
April	8,545	
May	8,545	
June	8,547	

QUALITY

	Quantity	Base Number	Contract	AT	Region	England
% of FP17s for the same patient ID Re-attending within 3 months - Children	53	457	11.6%	10.0%	11.3%	11.5%
% of FP17s for the same patient ID Re-attending within 3 months - Adults	234	1,028	22.8%	13.5%	14.7%	15.4%
% of FP17s for the same patient ID Re-attending between 3 & 9 months - Children	314	457	68.7%	63.2%	60.8%	59.7%
% of FP17s for the same patient ID Re-attending between 3 & 9 months - Adults	591	1,028	57.5%	56.9%	52.8%	51.7%
% of FP17s for Band 1 Urgent Courses	170	1,347	12.6%	6.8%	8.2%	9.2%
% of FP17s Relating to Free Repair or Replacements	9	1,347	0.7%	0.7%	0.7%	0.7%
% of FP17s Relating to Continuations	16	1,347	1.2%	1.0%	0.8%	0.8%
% of Patients satisfied with the dentistry they have received	3	3	N/A	91.9%	93.2%	93.5%
% of Patients satisfied with the time they had to wait for an appointment	3	3	N/A	86.7%	88.5%	87.4%

* This is based on patients treated on this contract for their most recent course of treatment. Figures in italics indicate the base number of FP17s or Patient Questionnaire responses are less than 100. N/A is shown where the base number of responses is less than 10 during the period. % is calculated as Quantity/Base number*100

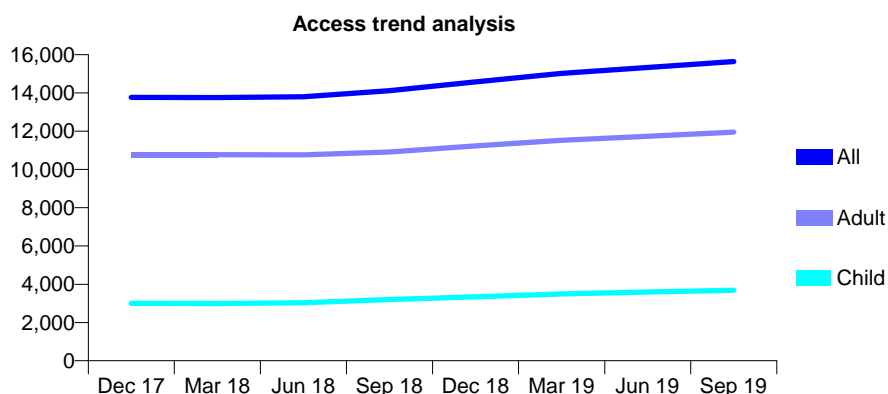
Q55 - Vital Signs At a Glance Contract Report for 174742/0001 - September 2019

Name or company name	Portland Road Family Dental Centre
Contract type name	GDS Contract
Purpose of contract	General
Contract start date	01/01/2009
Contract end date	

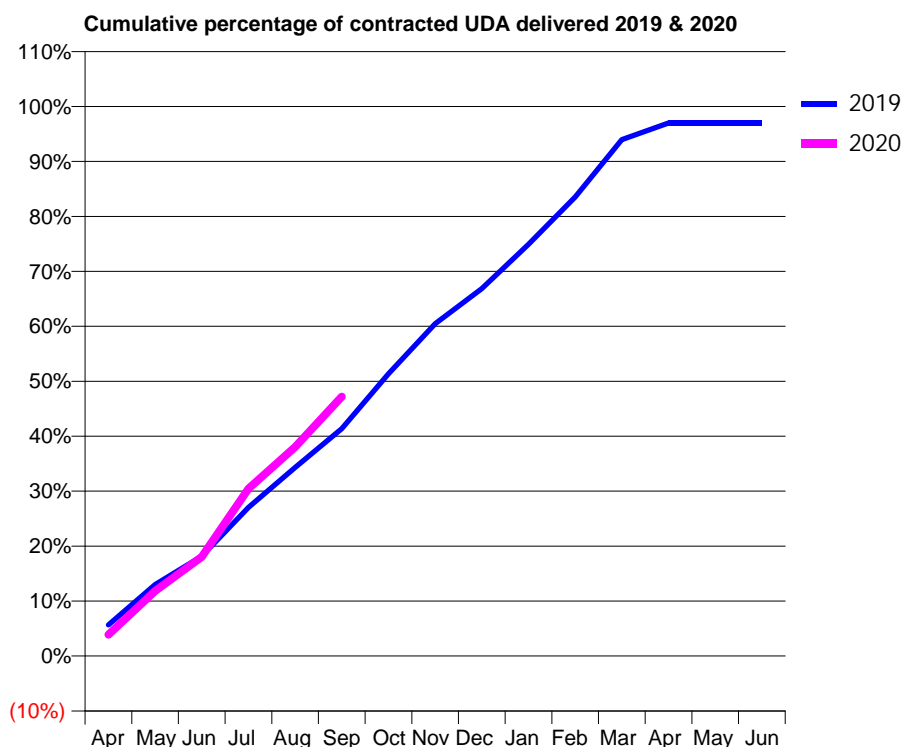
19/20 Contracted general activity (UDA)	38,231
Carry forward general activity (UDA)	0
19/20 Contracted orthodontic activity (UOA)	0
Carry forward orthodontic activity (UOA)	0
Baseline contract value	£917,749.39

ACCESS*

Patients seen in 24 months	Total	Change since previous quarter
Quarter ending September 2018	14,120	
Quarter ending December 2018	14,575	↑
Quarter ending March 2019	15,020	↑
Quarter ending June 2019	15,336	↑
Quarter ending September 2019	15,640	→
Variance since September 2018	10.8%	↑



ACTIVITY



Month	Adjusted Scheduled Activity (UDA)	
	2019	2020
April	2,284	1,492
May	5,239	4,524
June	7,319	6,897
July	10,900	11,639
August	13,838	14,549
September	16,672	18,042
October	20,708	
November	24,380	
December	26,944	
January	30,205	
February	33,680	
March	37,872	
April	39,102	
May	39,102	
June	39,102	

QUALITY

	Quantity	Base Number	Contract	AT	Region	England
% of FP17s for the same patient ID Re-attending within 3 months - Children	79	2,574	3.1%	10.0%	11.3%	11.5%
% of FP17s for the same patient ID Re-attending within 3 months - Adults	415	7,380	5.6%	13.5%	14.7%	15.4%
% of FP17s for the same patient ID Re-attending between 3 & 9 months - Children	1,596	2,574	62.0%	63.2%	60.8%	59.7%
% of FP17s for the same patient ID Re-attending between 3 & 9 months - Adults	4,297	7,380	58.2%	56.9%	52.8%	51.7%
% of FP17s for Band 1 Urgent Courses	158	9,434	1.7%	6.8%	8.2%	9.2%
% of FP17s Relating to Free Repair or Replacements	38	9,434	0.4%	0.7%	0.7%	0.7%
% of FP17s Relating to Continuations	75	9,434	0.8%	1.0%	0.8%	0.8%
% of Patients satisfied with the dentistry they have received	4	4	N/A	91.9%	93.2%	93.5%
% of Patients satisfied with the time they had to wait for an appointment	2	4	N/A	86.7%	88.5%	87.4%

* This is based on patients treated on this contract for their most recent course of treatment. Figures in italics indicate the base number of FP17s or Patient Questionnaire responses are less than 100. N/A is shown where the base number of responses is less than 10 during the period. % is calculated as Quantity/Base number*100

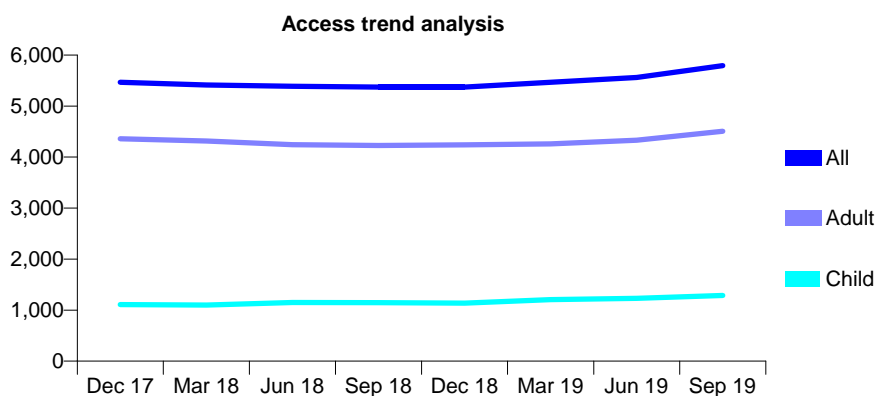
Q55 - Vital Signs At a Glance Contract Report for 176761/0001 - September 2019

Name or company name	The Smile Centre
Contract type name	Pilot Contract
Purpose of contract	General
Contract start date	01/04/2006
Contract end date	

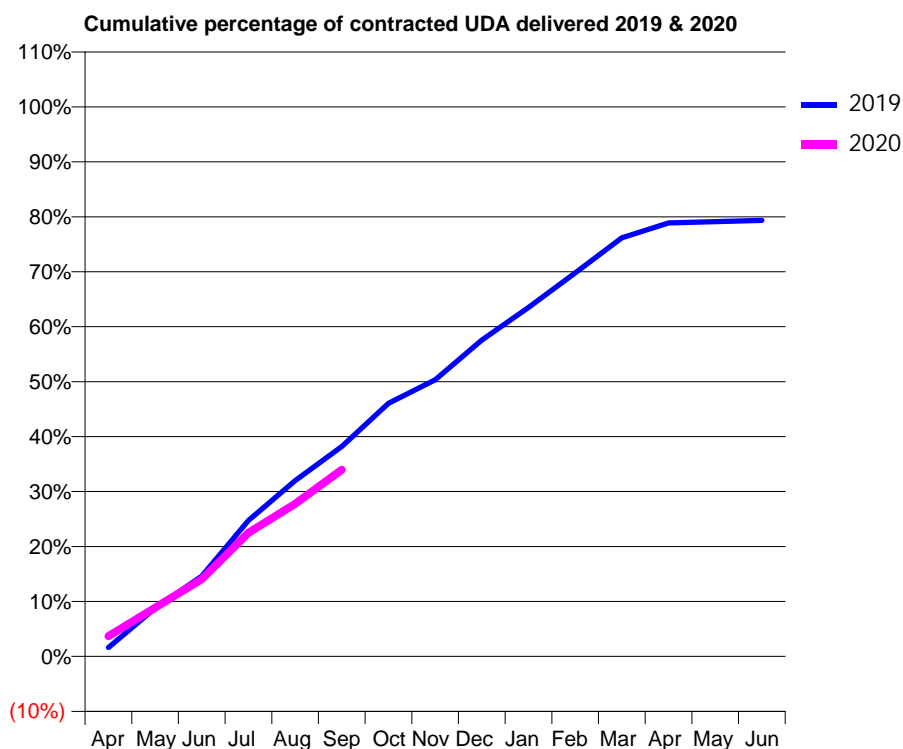
19/20 Contracted general activity (UDA)	17,829
Carry forward general activity (UDA)	0
19/20 Contracted orthodontic activity (UOA)	0
Carry forward orthodontic activity (UOA)	0
Baseline contract value	£538,020.03

ACCESS*

Patients seen in 24 months	Total	Change since previous quarter
Quarter ending September 2018	5,372	
Quarter ending December 2018	5,374	→
Quarter ending March 2019	5,465	→
Quarter ending June 2019	5,560	→
Quarter ending September 2019	5,792	↑
Variance since September 2018	7.8%	↑



ACTIVITY



Month	2019	2020
April	288	654
May	1,569	1,580
June	2,603	2,508
July	4,412	4,011
August	5,702	4,953
September	6,811	6,060
October	8,213	
November	8,977	
December	10,261	
January	11,320	
February	12,446	
March	13,577	
April	14,062	
May	14,105	
June	14,145	

QUALITY

	Quantity	Base Number	Contract	AT	Region	England
% of FP17s for the same patient ID Re-attending within 3 months - Children	45	659	6.8%	10.0%	11.3%	11.5%
% of FP17s for the same patient ID Re-attending within 3 months - Adults	211	2,392	8.8%	13.5%	14.7%	15.4%
% of FP17s for the same patient ID Re-attending between 3 & 9 months - Children	163	659	24.7%	63.2%	60.8%	59.7%
% of FP17s for the same patient ID Re-attending between 3 & 9 months - Adults	628	2,392	26.3%	56.9%	52.8%	51.7%
% of FP17s for Band 1 Urgent Courses	90	2,760	3.3%	6.8%	8.2%	9.2%
% of FP17s Relating to Free Repair or Replacements	7	2,760	0.3%	0.7%	0.7%	0.7%
% of FP17s Relating to Continuations	3	2,760	0.1%	1.0%	0.8%	0.8%
% of Patients satisfied with the dentistry they have received	2	2	N/A	91.9%	93.2%	93.5%
% of Patients satisfied with the time they had to wait for an appointment	1	2	N/A	86.7%	88.5%	87.4%

* This is based on patients treated on this contract for their most recent course of treatment. Figures in italics indicate the base number of FP17s or Patient Questionnaire responses are less than 100. N/A is shown where the base number of responses is less than 10 during the period. % is calculated as Quantity/Base number*100

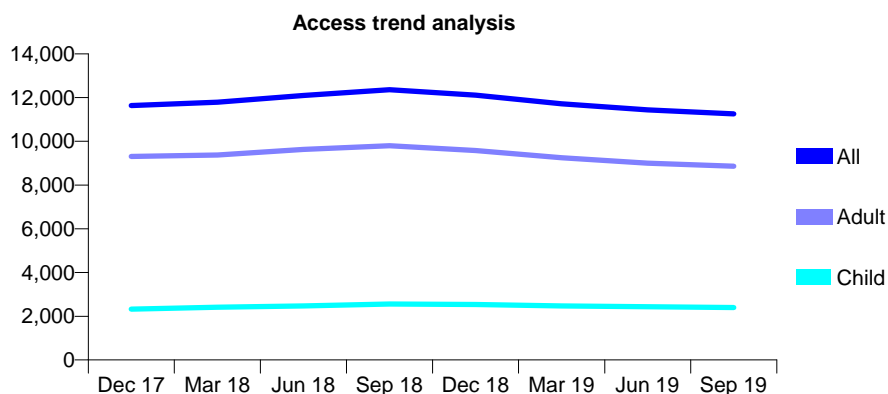
Q55 - Vital Signs At a Glance Contract Report for 177245/0001 - September 2019

Name or company name	Eastwood Dental Limited
Contract type name	GDS Contract
Purpose of contract	General
Contract start date	01/10/2011
Contract end date	

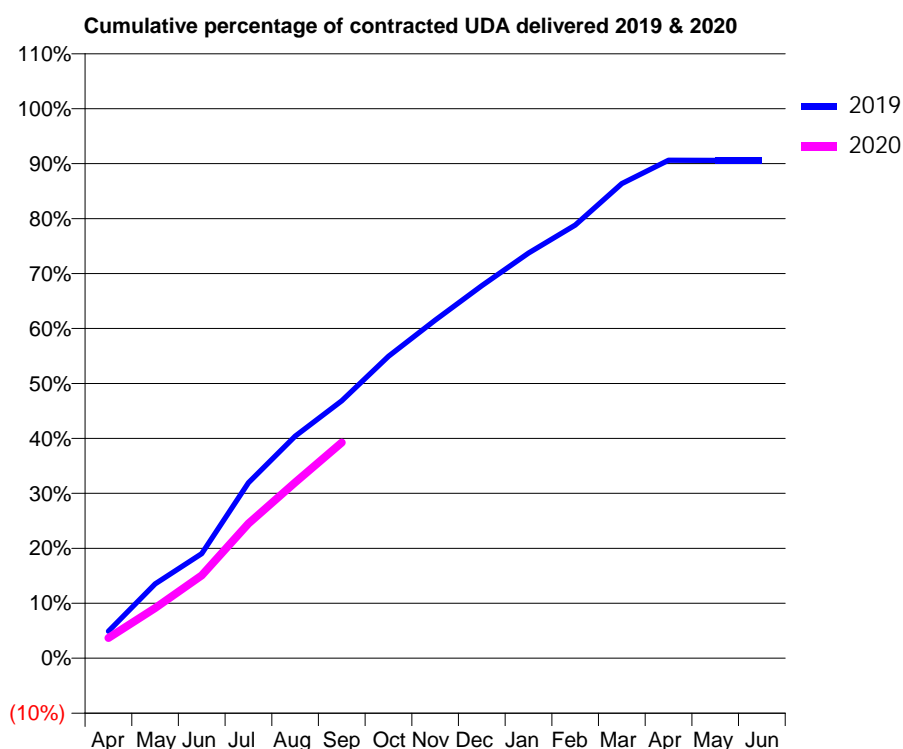
19/20 Contracted general activity (UDA)	35,814
Carry forward general activity (UDA)	0
19/20 Contracted orthodontic activity (UOA)	0
Carry forward orthodontic activity (UOA)	0
Baseline contract value	£985,185.78

ACCESS*

Patients seen in 24 months	Total	Change since previous quarter
Quarter ending September 2018	12,360	
Quarter ending December 2018	12,114	↓
Quarter ending March 2019	11,713	↓
Quarter ending June 2019	11,440	↓
Quarter ending September 2019	11,257	↓
Variance since September 2018	(8.9%)	↓



ACTIVITY



Month	2019	2020
April	1,759	1,320
May	4,849	3,274
June	6,820	5,400
July	11,436	8,784
August	14,475	11,457
September	16,780	14,058
October	19,681	
November	22,034	
December	24,282	
January	26,397	
February	28,223	
March	30,927	
April	32,444	
May	32,441	
June	32,438	

QUALITY

	Quantity	Base Number	Contract	AT	Region	England
% of FP17s for the same patient ID Re-attending within 3 months - Children	118	1,806	6.5%	10.0%	11.3%	11.5%
% of FP17s for the same patient ID Re-attending within 3 months - Adults	739	6,354	11.6%	13.5%	14.7%	15.4%
% of FP17s for the same patient ID Re-attending between 3 & 9 months - Children	1,065	1,806	59.0%	63.2%	60.8%	59.7%
% of FP17s for the same patient ID Re-attending between 3 & 9 months - Adults	3,832	6,354	60.3%	56.9%	52.8%	51.7%
% of FP17s for Band 1 Urgent Courses	474	7,432	6.4%	6.8%	8.2%	9.2%
% of FP17s Relating to Free Repair or Replacements	67	7,432	0.9%	0.7%	0.7%	0.7%
% of FP17s Relating to Continuations	29	7,432	0.4%	1.0%	0.8%	0.8%
% of Patients satisfied with the dentistry they have received	7	8	N/A	91.9%	93.2%	93.5%
% of Patients satisfied with the time they had to wait for an appointment	8	8	N/A	86.7%	88.5%	87.4%

* This is based on patients treated on this contract for their most recent course of treatment.

Figures in italics indicate the base number of FP17s or Patient Questionnaire responses are less than 100. N/A is shown where the base number of responses is less than 10 during the period. % is calculated as Quantity/Base number*100

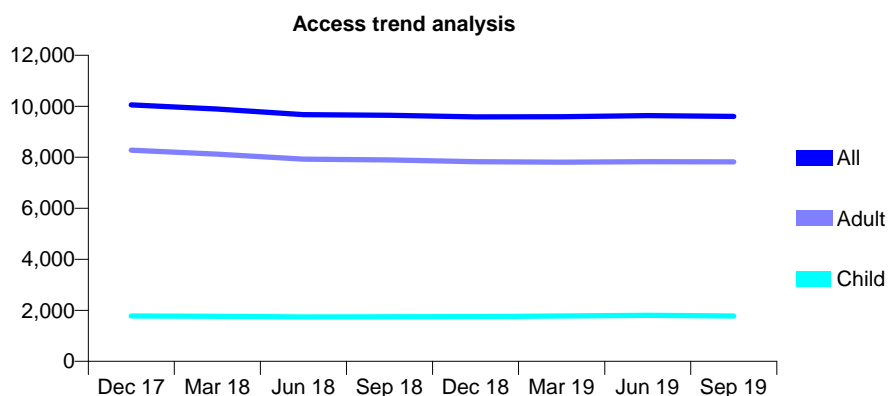
Q55 - Vital Signs At a Glance Contract Report for 178470/0001 - September 2019

Name or company name	Disa Dental Limited
Contract type name	GDS Contract
Purpose of contract	General
Contract start date	01/10/2007
Contract end date	

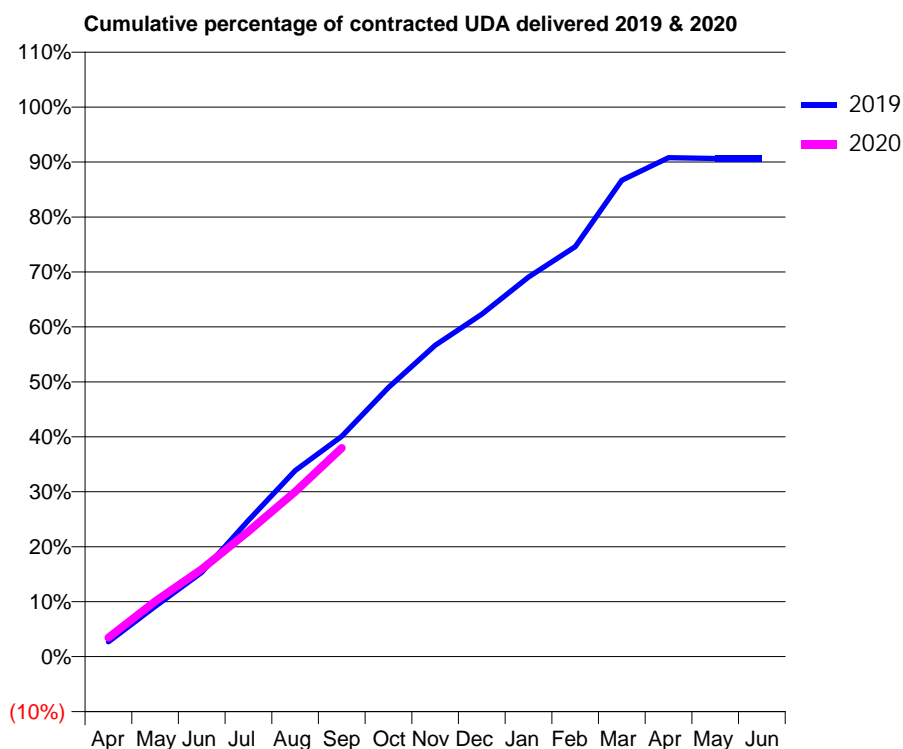
19/20 Contracted general activity (UDA)	27,203
Carry forward general activity (UDA)	0
19/20 Contracted orthodontic activity (UOA)	0
Carry forward orthodontic activity (UOA)	0
Baseline contract value	£785,883.65

ACCESS*

Patients seen in 24 months	Total	Change since previous quarter
Quarter ending September 2018	9,648	
Quarter ending December 2018	9,585	→
Quarter ending March 2019	9,590	→
Quarter ending June 2019	9,632	→
Quarter ending September 2019	9,601	→
Variance since September 2018	(0.5%)	→



ACTIVITY



Month	Adjusted Scheduled Activity (UDA)	
	2019	2020
April	739	940
May	2,485	2,739
June	4,172	4,331
July	6,745	6,202
August	9,214	8,162
September	10,908	10,325
October	13,322	
November	15,408	
December	16,947	
January	18,791	
February	20,293	
March	23,578	
April	24,702	
May	24,661	
June	24,662	

QUALITY

	Quantity	Base Number	Contract	AT	Region	England
% of FP17s for the same patient ID Re-attending within 3 months - Children	67	1,212	5.5%	10.0%	11.3%	11.5%
% of FP17s for the same patient ID Re-attending within 3 months - Adults	404	4,718	8.6%	13.5%	14.7%	15.4%
% of FP17s for the same patient ID Re-attending between 3 & 9 months - Children	676	1,212	55.8%	63.2%	60.8%	59.7%
% of FP17s for the same patient ID Re-attending between 3 & 9 months - Adults	2,429	4,718	51.5%	56.9%	52.8%	51.7%
% of FP17s for Band 1 Urgent Courses	330	5,403	6.1%	6.8%	8.2%	9.2%
% of FP17s Relating to Free Repair or Replacements	31	5,403	0.6%	0.7%	0.7%	0.7%
% of FP17s Relating to Continuations	15	5,403	0.3%	1.0%	0.8%	0.8%
% of Patients satisfied with the dentistry they have received	3	3	N/A	91.9%	93.2%	93.5%
% of Patients satisfied with the time they had to wait for an appointment	3	3	N/A	86.7%	88.5%	87.4%

* This is based on patients treated on this contract for their most recent course of treatment. Figures in italics indicate the base number of FP17s or Patient Questionnaire responses are less than 100. N/A is shown where the base number of responses is less than 10 during the period. % is calculated as Quantity/Base number*100

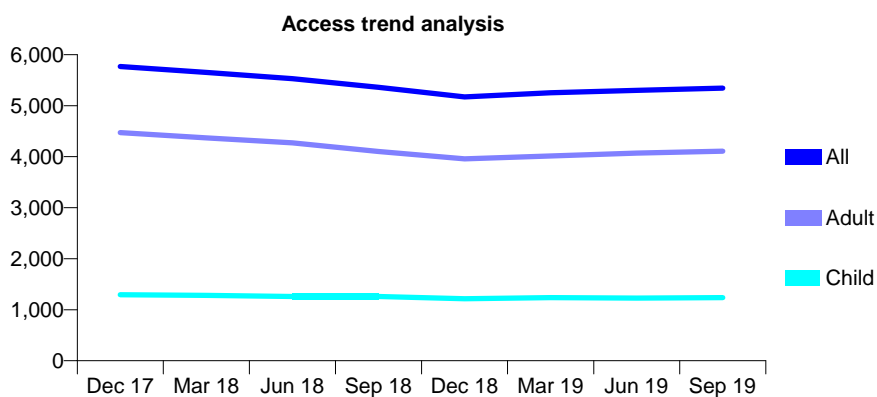
Q55 - Vital Signs At a Glance Contract Report for 178470/0002 - September 2019

Name or company name	Disa Dental Limited
Contract type name	GDS Contract
Purpose of contract	General
Contract start date	01/10/2007
Contract end date	

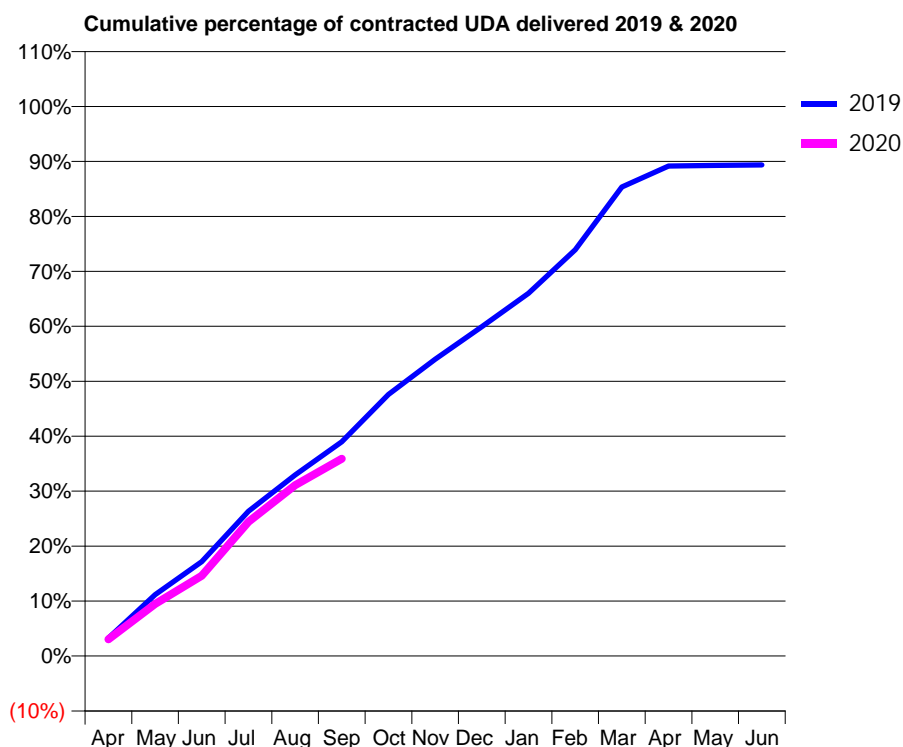
19/20 Contracted general activity (UDA)	16,815
Carry forward general activity (UDA)	0
19/20 Contracted orthodontic activity (UOA)	0
Carry forward orthodontic activity (UOA)	0
Baseline contract value	£535,414.79

ACCESS*

Patients seen in 24 months	Total	Change since previous quarter
Quarter ending September 2018	5,361	
Quarter ending December 2018	5,172	↓
Quarter ending March 2019	5,253	→
Quarter ending June 2019	5,300	→
Quarter ending September 2019	5,345	→
Variance since September 2018	(0.3%)	→



ACTIVITY



Month	Adjusted Scheduled Activity (UDA)	
	2019	2020
April	554	514
May	1,879	1,593
June	2,888	2,456
July	4,429	4,108
August	5,543	5,231
September	6,557	6,035
October	8,003	
November	9,080	
December	10,075	
January	11,100	
February	12,430	
March	14,348	
April	14,991	
May	15,012	
June	15,026	

QUALITY

	Quantity	Base Number	Contract	AT	Region	England
% of FP17s for the same patient ID Re-attending within 3 months - Children	67	802	8.4%	10.0%	11.3%	11.5%
% of FP17s for the same patient ID Re-attending within 3 months - Adults	387	2,648	14.6%	13.5%	14.7%	15.4%
% of FP17s for the same patient ID Re-attending between 3 & 9 months - Children	441	802	55.0%	63.2%	60.8%	59.7%
% of FP17s for the same patient ID Re-attending between 3 & 9 months - Adults	1,348	2,648	50.9%	56.9%	52.8%	51.7%
% of FP17s for Band 1 Urgent Courses	435	3,115	14.0%	6.8%	8.2%	9.2%
% of FP17s Relating to Free Repair or Replacements	13	3,115	0.4%	0.7%	0.7%	0.7%
% of FP17s Relating to Continuations	19	3,115	0.6%	1.0%	0.8%	0.8%
% of Patients satisfied with the dentistry they have received	1	1	N/A	91.9%	93.2%	93.5%
% of Patients satisfied with the time they had to wait for an appointment	1	1	N/A	86.7%	88.5%	87.4%

* This is based on patients treated on this contract for their most recent course of treatment. Figures in italics indicate the base number of FP17s or Patient Questionnaire responses are less than 100. N/A is shown where the base number of responses is less than 10 during the period. % is calculated as Quantity/Base number*100

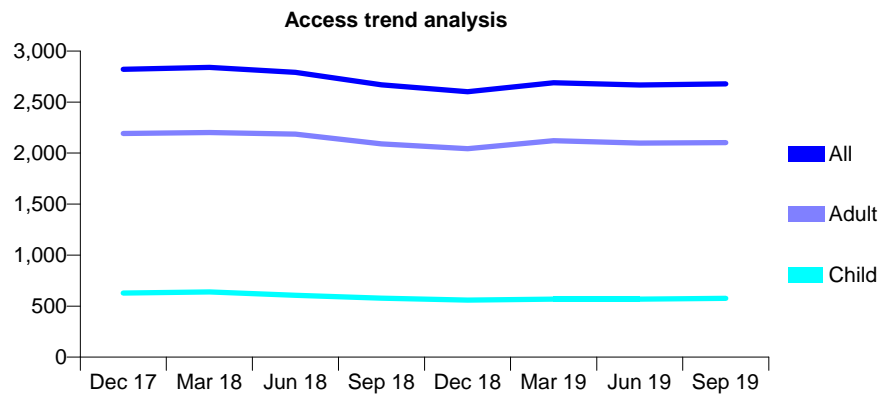
Q55 - Vital Signs At a Glance Contract Report for 178470/0003 - September 2019

Name or company name	Coach House Dental Partnership
Contract type name	GDS Contract
Purpose of contract	General
Contract start date	01/10/2007
Contract end date	

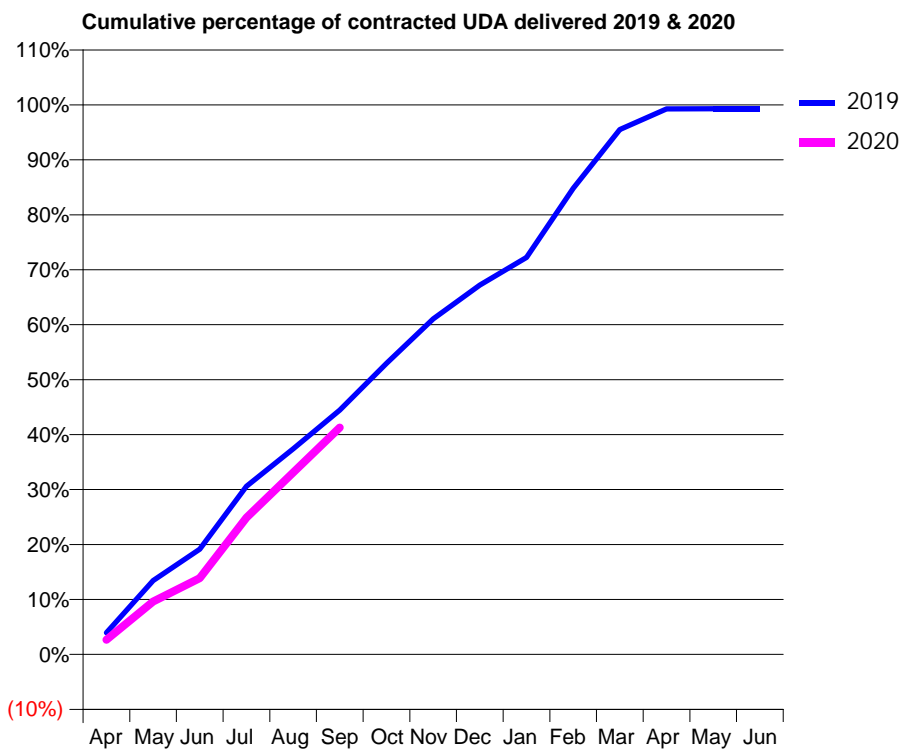
19/20 Contracted general activity (UDA)	8,140
Carry forward general activity (UDA)	0
19/20 Contracted orthodontic activity (UOA)	0
Carry forward orthodontic activity (UOA)	0
Baseline contract value	£214,826.07

ACCESS*

Patients seen in 24 months	Total	Change since previous quarter
Quarter ending September 2018	2,668	
Quarter ending December 2018	2,602	↓
Quarter ending March 2019	2,689	↑
Quarter ending June 2019	2,667	→
Quarter ending September 2019	2,678	→
Variance since September 2018	0.4%	→



ACTIVITY



Month	2019	2020
April	329	217
May	1,120	783
June	1,598	1,129
July	2,553	2,026
August	3,122	2,694
September	3,710	3,361
October	4,419	
November	5,095	
December	5,608	
January	6,028	
February	7,079	
March	7,969	
April	8,284	
May	8,285	
June	8,285	

QUALITY

	Quantity	Base Number	Contract	AT	Region	England
% of FP17s for the same patient ID Re-attending within 3 months - Children	12	415	2.9%	10.0%	11.3%	11.5%
% of FP17s for the same patient ID Re-attending within 3 months - Adults	135	1,419	9.5%	13.5%	14.7%	15.4%
% of FP17s for the same patient ID Re-attending between 3 & 9 months - Children	270	415	65.1%	63.2%	60.8%	59.7%
% of FP17s for the same patient ID Re-attending between 3 & 9 months - Adults	894	1,419	63.0%	56.9%	52.8%	51.7%
% of FP17s for Band 1 Urgent Courses	82	1,689	4.9%	6.8%	8.2%	9.2%
% of FP17s Relating to Free Repair or Replacements	4	1,689	0.2%	0.7%	0.7%	0.7%
% of FP17s Relating to Continuations	5	1,689	0.3%	1.0%	0.8%	0.8%
% of Patients satisfied with the dentistry they have received	0	0	N/A	91.9%	93.2%	93.5%
% of Patients satisfied with the time they had to wait for an appointment	0	0	N/A	86.7%	88.5%	87.4%

* This is based on patients treated on this contract for their most recent course of treatment. Figures in italics indicate the base number of FP17s or Patient Questionnaire responses are less than 100. N/A is shown where the base number of responses is less than 10 during the period. % is calculated as Quantity/Base number*100

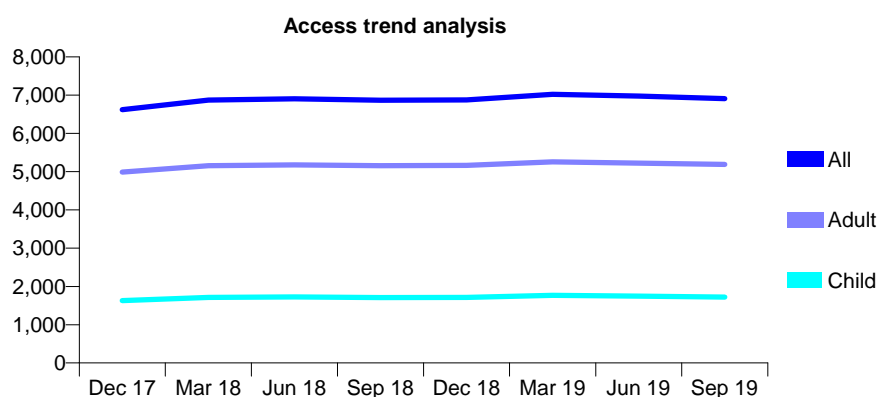
Q55 - Vital Signs At a Glance Contract Report for 178470/0004 - September 2019

Name or company name	Disa Dental Limited
Contract type name	GDS Contract
Purpose of contract	General
Contract start date	01/10/2007
Contract end date	

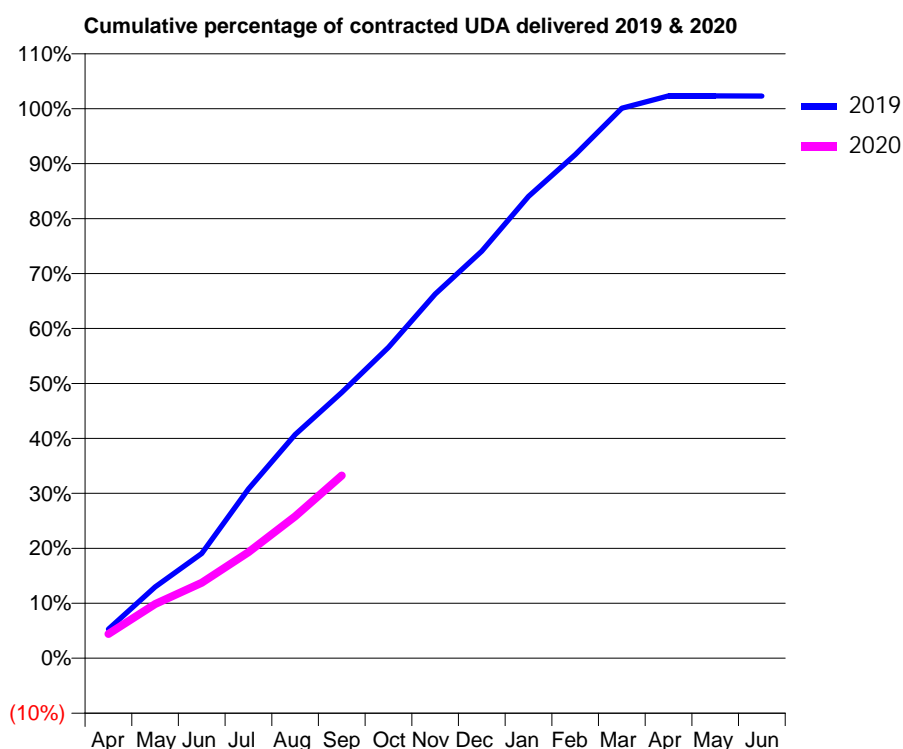
19/20 Contracted general activity (UDA)	20,412
Carry forward general activity (UDA)	0
19/20 Contracted orthodontic activity (UOA)	0
Carry forward orthodontic activity (UOA)	0
Baseline contract value	£669,051.50

ACCESS*

Patients seen in 24 months	Total	Change since previous quarter
Quarter ending September 2018	6,864	
Quarter ending December 2018	6,877	→
Quarter ending March 2019	7,022	↑
Quarter ending June 2019	6,973	→
Quarter ending September 2019	6,907	→
Variance since September 2018	0.6%	→



ACTIVITY



Adjusted Scheduled Activity (UDA)		
Month	2019	2020
April	1,136	899
May	2,777	2,013
June	4,082	2,805
July	6,596	3,940
August	8,715	5,275
September	10,352	6,790
October	12,113	
November	14,186	
December	15,858	
January	17,991	
February	19,617	
March	21,428	
April	21,908	
May	21,909	
June	21,902	

QUALITY

	Quantity	Base Number	Contract	AT	Region	England
% of FP17s for the same patient ID Re-attending within 3 months - Children	31	1,014	3.1%	10.0%	11.3%	11.5%
% of FP17s for the same patient ID Re-attending within 3 months - Adults	317	2,949	10.7%	13.5%	14.7%	15.4%
% of FP17s for the same patient ID Re-attending between 3 & 9 months - Children	682	1,014	67.3%	63.2%	60.8%	59.7%
% of FP17s for the same patient ID Re-attending between 3 & 9 months - Adults	1,951	2,949	66.2%	56.9%	52.8%	51.7%
% of FP17s for Band 1 Urgent Courses	349	3,709	9.4%	6.8%	8.2%	9.2%
% of FP17s Relating to Free Repair or Replacements	19	3,709	0.5%	0.7%	0.7%	0.7%
% of FP17s Relating to Continuations	5	3,709	0.1%	1.0%	0.8%	0.8%
% of Patients satisfied with the dentistry they have received	1	2	N/A	91.9%	93.2%	93.5%
% of Patients satisfied with the time they had to wait for an appointment	2	2	N/A	86.7%	88.5%	87.4%

* This is based on patients treated on this contract for their most recent course of treatment.

Figures in italics indicate the base number of FP17s or Patient Questionnaire responses are less than 100. N/A is shown where the base number of responses is less than 10 during the period. % is calculated as Quantity/Base number*100

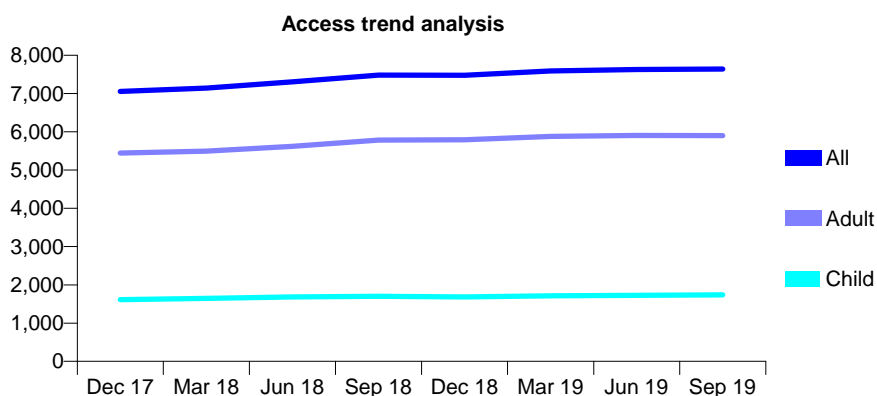
Q55 - Vital Signs At a Glance Contract Report for 179965/0001 - September 2019

Name or company name	Broadwalk Dental Practice
Contract type name	GDS Contract
Purpose of contract	General
Contract start date	01/04/2012
Contract end date	

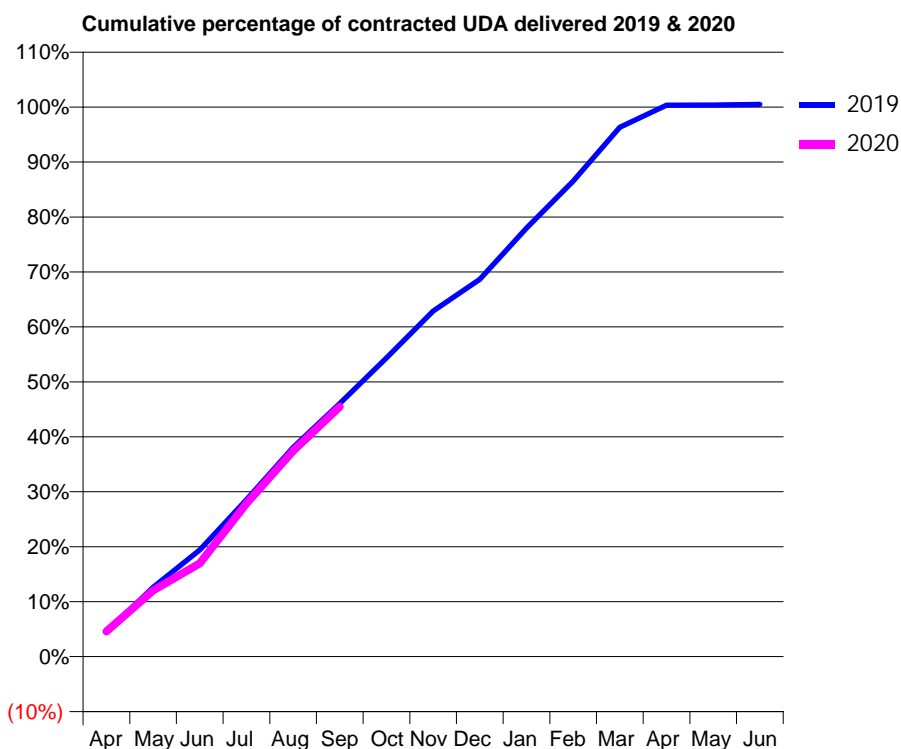
19/20 Contracted general activity (UDA)	18,598
Carry forward general activity (UDA)	0
19/20 Contracted orthodontic activity (UOA)	0
Carry forward orthodontic activity (UOA)	0
Baseline contract value	£419,740.88

ACCESS*

Patients seen in 24 months	Total	Change since previous quarter
Quarter ending September 2018	7,481	
Quarter ending December 2018	7,479	→
Quarter ending March 2019	7,592	→
Quarter ending June 2019	7,629	→
Quarter ending September 2019	7,638	→
Variance since September 2018	2.1%	↑



ACTIVITY



Month	Adjusted Scheduled Activity (UDA)	
	2019	2020
April	832	854
May	2,350	2,243
June	3,610	3,158
July	5,309	5,182
August	7,083	6,960
September	8,567	8,461
October	10,114	
November	11,698	
December	12,770	
January	14,504	
February	16,090	
March	17,917	
April	18,662	
May	18,668	
June	18,687	

QUALITY

	Quantity	Base Number	Contract	AT	Region	England
% of FP17s for the same patient ID Re-attending within 3 months - Children	132	1,211	10.9%	10.0%	11.3%	11.5%
% of FP17s for the same patient ID Re-attending within 3 months - Adults	509	3,576	14.2%	13.5%	14.7%	15.4%
% of FP17s for the same patient ID Re-attending between 3 & 9 months - Children	614	1,211	50.7%	63.2%	60.8%	59.7%
% of FP17s for the same patient ID Re-attending between 3 & 9 months - Adults	1,755	3,576	49.1%	56.9%	52.8%	51.7%
% of FP17s for Band 1 Urgent Courses	293	4,157	7.0%	6.8%	8.2%	9.2%
% of FP17s Relating to Free Repair or Replacements	13	4,157	0.3%	0.7%	0.7%	0.7%
% of FP17s Relating to Continuations	86	4,157	2.1%	1.0%	0.8%	0.8%
% of Patients satisfied with the dentistry they have received	1	2	N/A	91.9%	93.2%	93.5%
% of Patients satisfied with the time they had to wait for an appointment	1	2	N/A	86.7%	88.5%	87.4%

* This is based on patients treated on this contract for their most recent course of treatment. Figures in italics indicate the base number of FP17s or Patient Questionnaire responses are less than 100. N/A is shown where the base number of responses is less than 10 during the period. % is calculated as Quantity/Base number*100

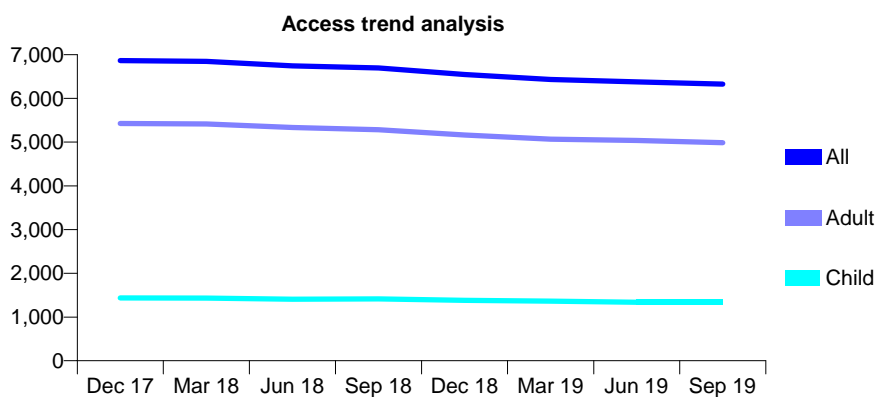
Q55 - Vital Signs At a Glance Contract Report for 180343/0001 - September 2019

Name or company name	Hall and Purchase
Contract type name	GDS Contract
Purpose of contract	General
Contract start date	01/02/2011
Contract end date	

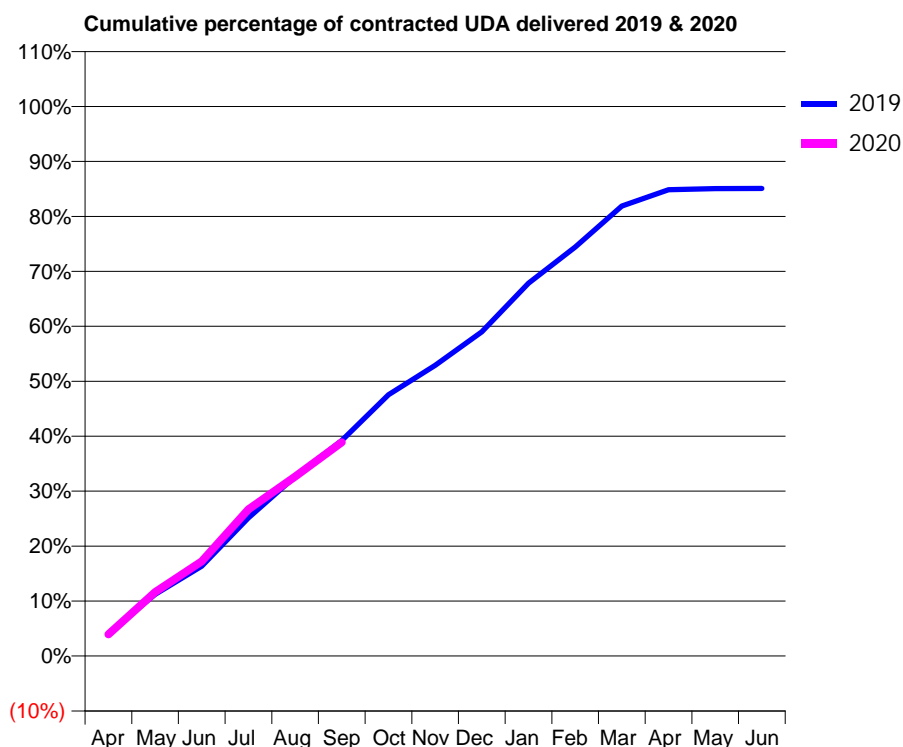
19/20 Contracted general activity (UDA)	18,261
Carry forward general activity (UDA)	0
19/20 Contracted orthodontic activity (UOA)	0
Carry forward orthodontic activity (UOA)	0
Baseline contract value	£478,390.68

ACCESS*

Patients seen in 24 months	Total	Change since previous quarter
Quarter ending September 2018	6,698	
Quarter ending December 2018	6,546	↓
Quarter ending March 2019	6,433	↓
Quarter ending June 2019	6,375	→
Quarter ending September 2019	6,326	→
Variance since September 2018	(5.6%)	↓



ACTIVITY



Month	Adjusted Scheduled Activity (UDA)	
	2019	2020
April	761	720
May	2,050	2,123
June	2,985	3,145
July	4,592	4,878
August	5,963	5,966
September	7,163	7,099
October	8,683	
November	9,664	
December	10,773	
January	12,388	
February	13,589	
March	14,949	
April	15,496	
May	15,531	
June	15,535	

QUALITY

	Quantity	Base Number	Contract	AT	Region	England
% of FP17s for the same patient ID Re-attending within 3 months - Children	90	1,148	7.8%	10.0%	11.3%	11.5%
% of FP17s for the same patient ID Re-attending within 3 months - Adults	573	3,830	15.0%	13.5%	14.7%	15.4%
% of FP17s for the same patient ID Re-attending between 3 & 9 months - Children	802	1,148	69.9%	63.2%	60.8%	59.7%
% of FP17s for the same patient ID Re-attending between 3 & 9 months - Adults	2,220	3,830	58.0%	56.9%	52.8%	51.7%
% of FP17s for Band 1 Urgent Courses	396	4,599	8.6%	6.8%	8.2%	9.2%
% of FP17s Relating to Free Repair or Replacements	10	4,599	0.2%	0.7%	0.7%	0.7%
% of FP17s Relating to Continuations	15	4,599	0.3%	1.0%	0.8%	0.8%
% of Patients satisfied with the dentistry they have received	3	3	N/A	91.9%	93.2%	93.5%
% of Patients satisfied with the time they had to wait for an appointment	2	3	N/A	86.7%	88.5%	87.4%

* This is based on patients treated on this contract for their most recent course of treatment. Figures in italics indicate the base number of FP17s or Patient Questionnaire responses are less than 100. N/A is shown where the base number of responses is less than 10 during the period. % is calculated as Quantity/Base number*100

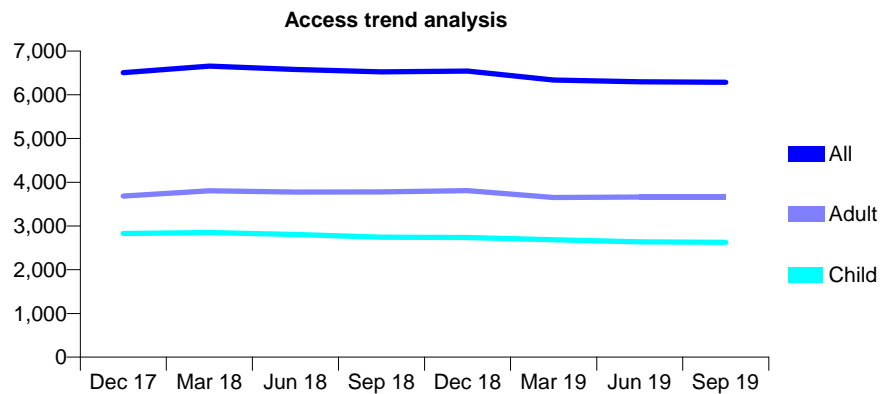
Q55 - Vital Signs At a Glance Contract Report for 180424/0001 - September 2019

Name or company name	S Cowley, R Ingham and J Angelo
Contract type name	GDS Contract
Purpose of contract	General
Contract start date	01/04/2006
Contract end date	

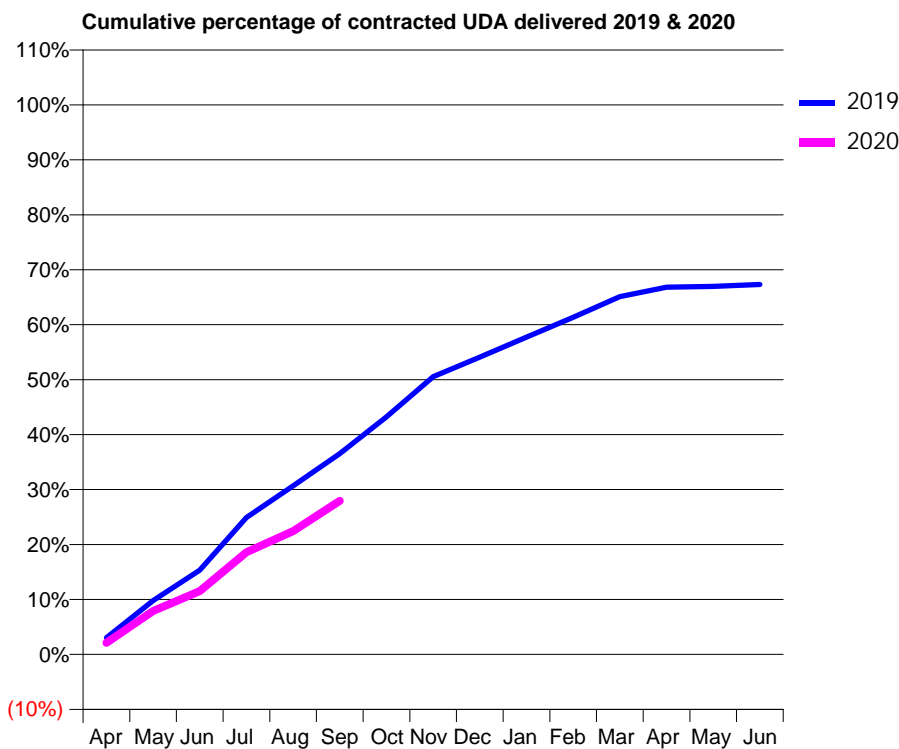
19/20 Contracted general activity (UDA)	26,075
Carry forward general activity (UDA)	0
19/20 Contracted orthodontic activity (UOA)	0
Carry forward orthodontic activity (UOA)	0
Baseline contract value	£764,138.74

ACCESS*

Patients seen in 24 months	Total	Change since previous quarter
Quarter ending September 2018	6,522	
Quarter ending December 2018	6,544	→
Quarter ending March 2019	6,337	↓
Quarter ending June 2019	6,297	→
Quarter ending September 2019	6,288	→
Variance since September 2018	(3.6%)	↓



ACTIVITY



Month	2019	2020
April	794	553
May	2,563	2,064
June	3,996	3,006
July	6,492	4,849
August	7,999	5,848
September	9,525	7,287
October	11,273	
November	13,178	
December	14,108	
January	15,057	
February	15,998	
March	16,971	
April	17,424	
May	17,461	
June	17,557	

QUALITY

	Quantity	Base Number	Contract	AT	Region	England
% of FP17s for the same patient ID Re-attending within 3 months - Children	79	1,367	5.8%	10.0%	11.3%	11.5%
% of FP17s for the same patient ID Re-attending within 3 months - Adults	244	1,848	13.2%	13.5%	14.7%	15.4%
% of FP17s for the same patient ID Re-attending between 3 & 9 months - Children	648	1,367	47.4%	63.2%	60.8%	59.7%
% of FP17s for the same patient ID Re-attending between 3 & 9 months - Adults	732	1,848	39.6%	56.9%	52.8%	51.7%
% of FP17s for Band 1 Urgent Courses	297	2,986	9.9%	6.8%	8.2%	9.2%
% of FP17s Relating to Free Repair or Replacements	12	2,986	0.4%	0.7%	0.7%	0.7%
% of FP17s Relating to Continuations	19	2,986	0.6%	1.0%	0.8%	0.8%
% of Patients satisfied with the dentistry they have received	0	0	N/A	91.9%	93.2%	93.5%
% of Patients satisfied with the time they had to wait for an appointment	0	0	N/A	86.7%	88.5%	87.4%

* This is based on patients treated on this contract for their most recent course of treatment. Figures in italics indicate the base number of FP17s or Patient Questionnaire responses are less than 100. N/A is shown where the base number of responses is less than 10 during the period. % is calculated as Quantity/Base number*100

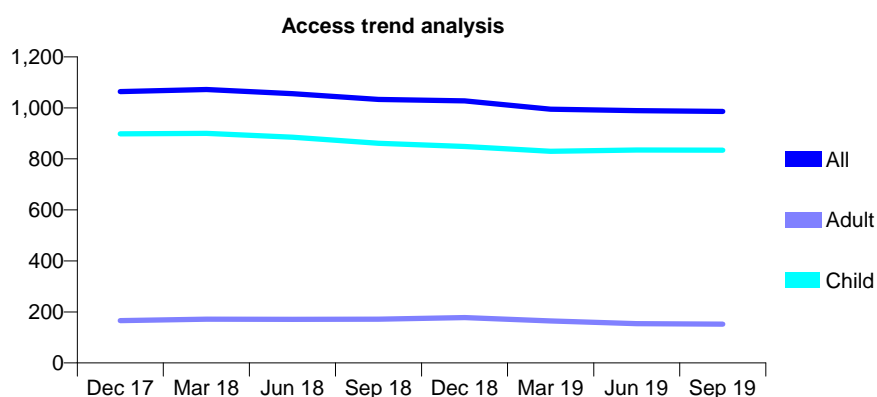
Q55 - Vital Signs At a Glance Contract Report for 182222/0001 - September 2019

Name or company name	Spondon Dental
Contract type name	GDS Contract
Purpose of contract	General
Contract start date	01/03/2014
Contract end date	

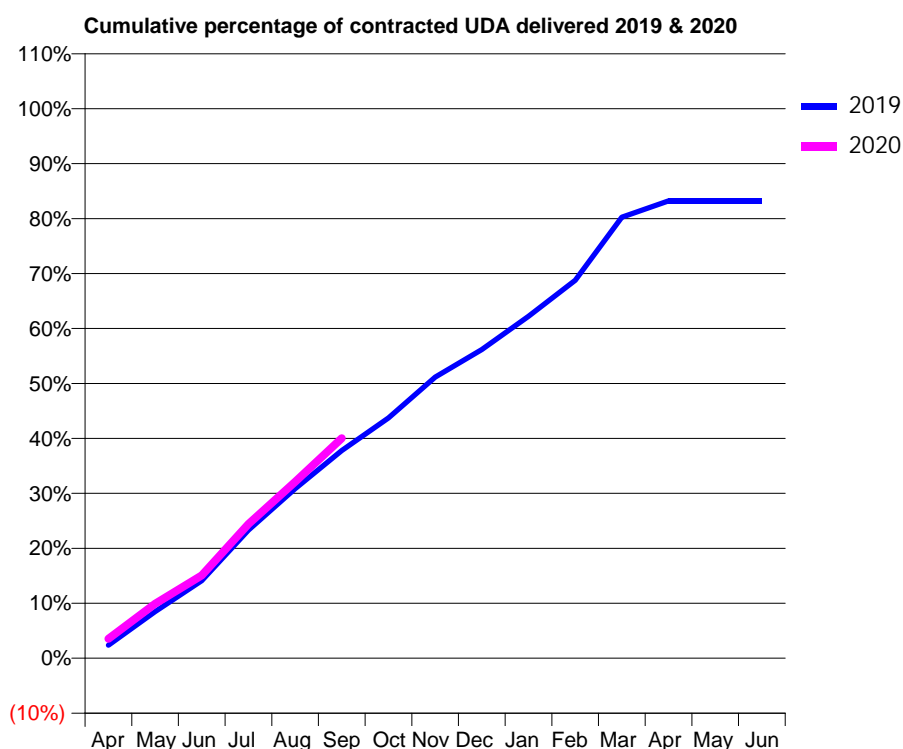
19/20 Contracted general activity (UDA)	2,170
Carry forward general activity (UDA)	0
19/20 Contracted orthodontic activity (UOA)	0
Carry forward orthodontic activity (UOA)	0
Baseline contract value	£42,363.63

ACCESS*

Patients seen in 24 months	Total	Change since previous quarter
Quarter ending September 2018	1,033	
Quarter ending December 2018	1,027	→
Quarter ending March 2019	995	↓
Quarter ending June 2019	989	→
Quarter ending September 2019	986	→
Variance since September 2018	(4.5%)	↓



ACTIVITY



Adjusted Scheduled Activity (UDA)		
Month	2019	2020
April	52	77
May	184	215
June	306	327
July	506	530
August	670	697
September	820	868
October	949	
November	1,110	
December	1,219	
January	1,350	
February	1,492	
March	1,741	
April	1,806	
May	1,806	
June	1,806	

QUALITY

	Quantity	Base Number	Contract	AT	Region	England
% of FP17s for the same patient ID Re-attending within 3 months - Children	43	690	6.2%	10.0%	11.3%	11.5%
% of FP17s for the same patient ID Re-attending within 3 months - Adults	3	44	6.8%	13.5%	14.7%	15.4%
% of FP17s for the same patient ID Re-attending between 3 & 9 months - Children	450	690	65.2%	63.2%	60.8%	59.7%
% of FP17s for the same patient ID Re-attending between 3 & 9 months - Adults	24	44	54.5%	56.9%	52.8%	51.7%
% of FP17s for Band 1 Urgent Courses	27	683	4.0%	6.8%	8.2%	9.2%
% of FP17s Relating to Free Repair or Replacements	0	683	0.0%	0.7%	0.7%	0.7%
% of FP17s Relating to Continuations	0	683	0.0%	1.0%	0.8%	0.8%
% of Patients satisfied with the dentistry they have received	0	0	N/A	91.9%	93.2%	93.5%
% of Patients satisfied with the time they had to wait for an appointment	0	0	N/A	86.7%	88.5%	87.4%

* This is based on patients treated on this contract for their most recent course of treatment.

Figures in italics indicate the base number of FP17s or Patient Questionnaire responses are less than 100. N/A is shown where the base number of responses is less than 10 during the period. % is calculated as Quantity/Base number*100

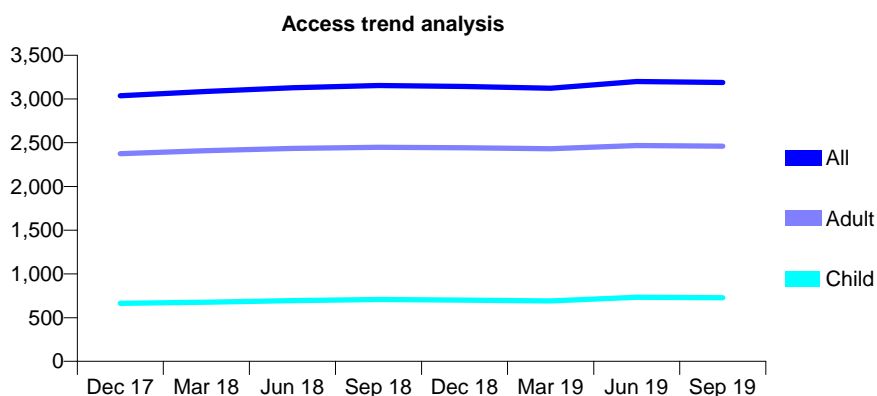
Q55 - Vital Signs At a Glance Contract Report for 183687/0001 - September 2019

Name or company name	Calverton Dental Practice
Contract type name	GDS Contract
Purpose of contract	General
Contract start date	20/11/2015
Contract end date	

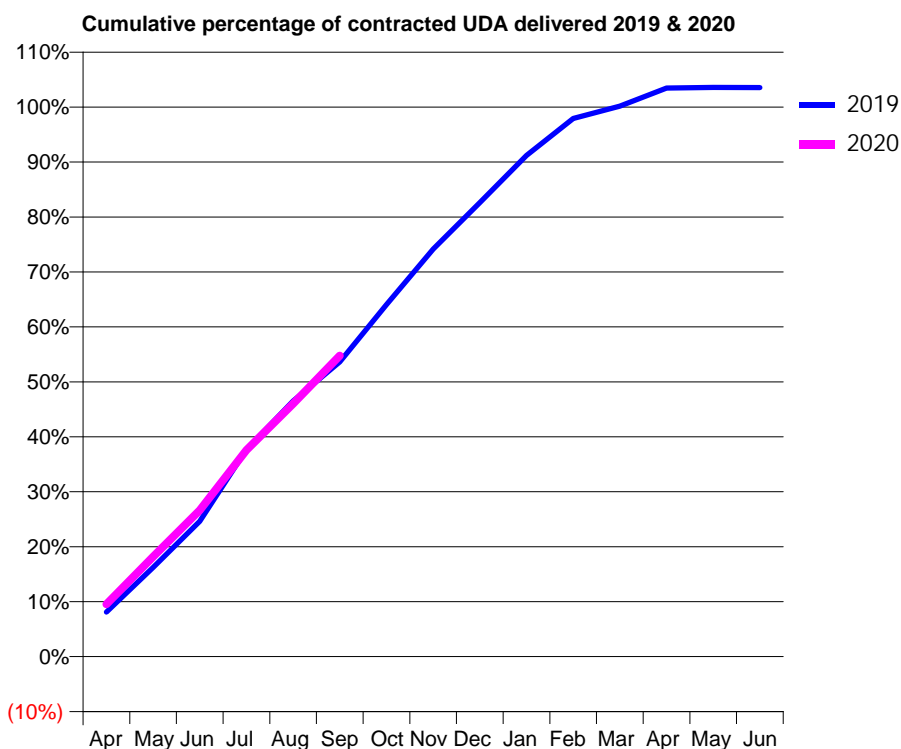
19/20 Contracted general activity (UDA)	10,938
Carry forward general activity (UDA)	0
19/20 Contracted orthodontic activity (UOA)	0
Carry forward orthodontic activity (UOA)	0
Baseline contract value	£253,563.98

ACCESS*

Patients seen in 24 months	Total	Change since previous quarter
Quarter ending September 2018	3,154	
Quarter ending December 2018	3,142	→
Quarter ending March 2019	3,123	→
Quarter ending June 2019	3,201	↑
Quarter ending September 2019	3,188	→
Variance since September 2018	1.1%	→



ACTIVITY



Month	Adjusted Scheduled Activity (UDA)	
	2019	2020
April	887	1,043
May	1,778	1,989
June	2,692	2,912
July	4,124	4,111
August	5,090	5,033
September	5,868	5,990
October	7,005	
November	8,113	
December	9,037	
January	9,977	
February	10,710	
March	10,955	
April	11,317	
May	11,329	
June	11,326	

QUALITY

	Quantity	Base Number	Contract	AT	Region	England
% of FP17s for the same patient ID Re-attending within 3 months - Children	103	790	13.0%	10.0%	11.3%	11.5%
% of FP17s for the same patient ID Re-attending within 3 months - Adults	298	2,289	13.0%	13.5%	14.7%	15.4%
% of FP17s for the same patient ID Re-attending between 3 & 9 months - Children	470	790	59.5%	63.2%	60.8%	59.7%
% of FP17s for the same patient ID Re-attending between 3 & 9 months - Adults	1,517	2,289	66.3%	56.9%	52.8%	51.7%
% of FP17s for Band 1 Urgent Courses	230	2,898	7.9%	6.8%	8.2%	9.2%
% of FP17s Relating to Free Repair or Replacements	8	2,898	0.3%	0.7%	0.7%	0.7%
% of FP17s Relating to Continuations	26	2,898	0.9%	1.0%	0.8%	0.8%
% of Patients satisfied with the dentistry they have received	5	5	N/A	91.9%	93.2%	93.5%
% of Patients satisfied with the time they had to wait for an appointment	5	5	N/A	86.7%	88.5%	87.4%

* This is based on patients treated on this contract for their most recent course of treatment. Figures in italics indicate the base number of FP17s or Patient Questionnaire responses are less than 100. N/A is shown where the base number of responses is less than 10 during the period. % is calculated as Quantity/Base number*100

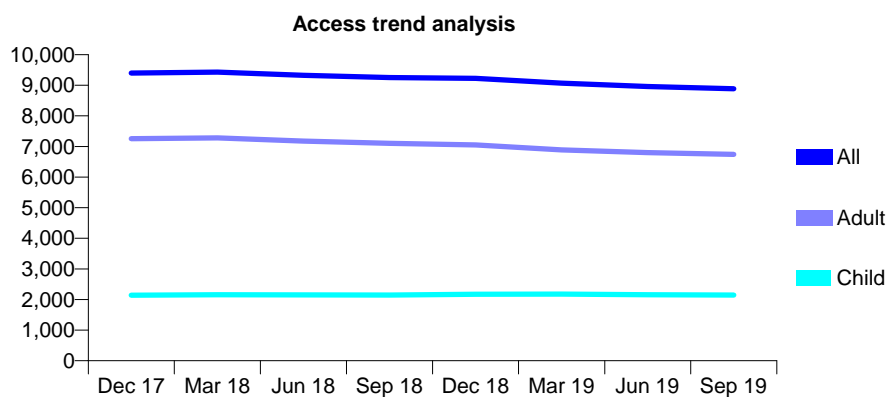
Q55 - Vital Signs At a Glance Contract Report for 183830/0001 - September 2019

Name or company name	KH & GW Ltd
Contract type name	GDS Contract
Purpose of contract	General and Orthodontic
Contract start date	01/04/2008
Contract end date	

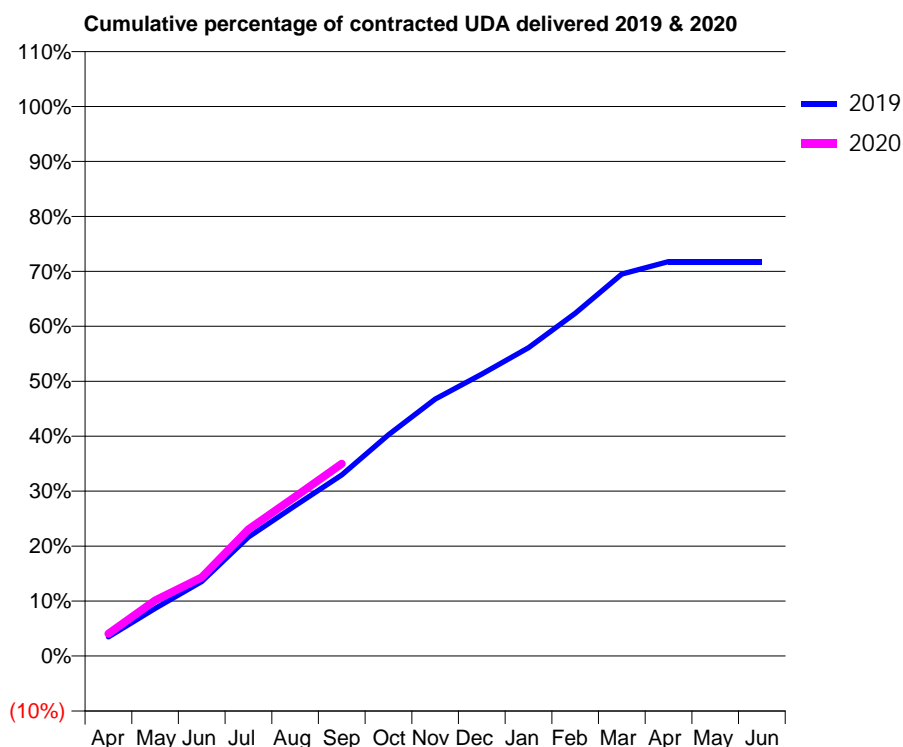
19/20 Contracted general activity (UDA)	27,460
Carry forward general activity (UDA)	0
19/20 Contracted orthodontic activity (UOA)	1,020
Carry forward orthodontic activity (UOA)	0
Baseline contract value	£978,533.01

ACCESS*

Patients seen in 24 months	Total	Change since previous quarter
Quarter ending September 2018	9,252	
Quarter ending December 2018	9,225	→
Quarter ending March 2019	9,071	↓
Quarter ending June 2019	8,959	↓
Quarter ending September 2019	8,887	→
Variance since September 2018	(3.9%)	↓



ACTIVITY



Month	Adjusted Scheduled Activity (UDA)	
	2019	2020
April	953	1,118
May	2,385	2,781
June	3,724	3,933
July	5,947	6,328
August	7,512	7,957
September	9,044	9,614
October	11,055	
November	12,838	
December	14,089	
January	15,407	
February	17,120	
March	19,091	
April	19,707	
May	19,706	
June	19,708	

QUALITY

	Quantity	Base Number	Contract	AT	Region	England
% of FP17s for the same patient ID Re-attending within 3 months - Children	88	1,595	5.5%	10.0%	11.3%	11.5%
% of FP17s for the same patient ID Re-attending within 3 months - Adults	394	4,177	9.4%	13.5%	14.7%	15.4%
% of FP17s for the same patient ID Re-attending between 3 & 9 months - Children	990	1,595	62.1%	63.2%	60.8%	59.7%
% of FP17s for the same patient ID Re-attending between 3 & 9 months - Adults	2,071	4,177	49.6%	56.9%	52.8%	51.7%
% of FP17s for Band 1 Urgent Courses	291	5,386	5.4%	6.8%	8.2%	9.2%
% of FP17s Relating to Free Repair or Replacements	24	5,386	0.4%	0.7%	0.7%	0.7%
% of FP17s Relating to Continuations	86	5,386	1.6%	1.0%	0.8%	0.8%
% of Patients satisfied with the dentistry they have received	1	1	N/A	91.9%	93.2%	93.5%
% of Patients satisfied with the time they had to wait for an appointment	1	1	N/A	86.7%	88.5%	87.4%

* This is based on patients treated on this contract for their most recent course of treatment. Figures in italics indicate the base number of FP17s or Patient Questionnaire responses are less than 100. N/A is shown where the base number of responses is less than 10 during the period. % is calculated as Quantity/Base number*100

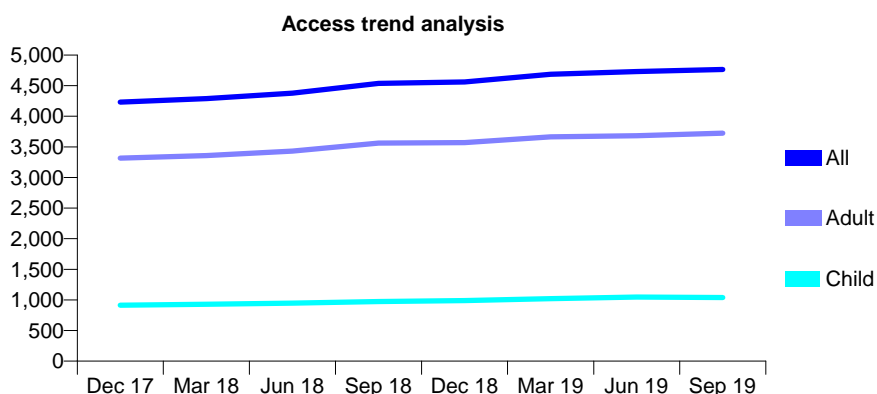
Q55 - Vital Signs At a Glance Contract Report for 183881/0001 - September 2019

Name or company name	Southwell Dental Care
Contract type name	GDS Contract
Purpose of contract	General
Contract start date	28/11/2014
Contract end date	

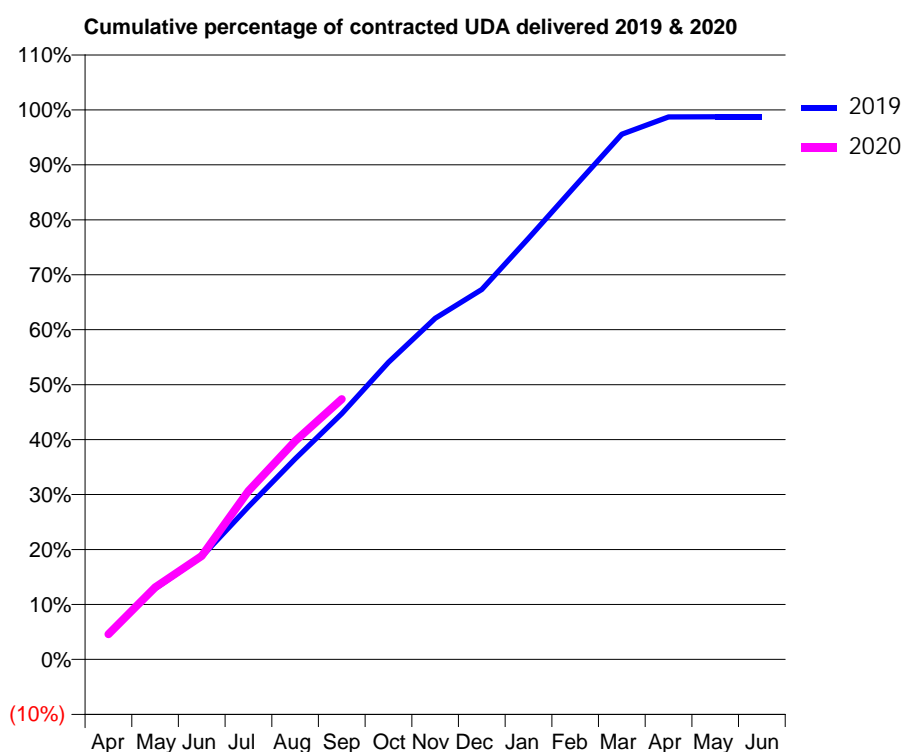
19/20 Contracted general activity (UDA)	12,023
Carry forward general activity (UDA)	0
19/20 Contracted orthodontic activity (UOA)	0
Carry forward orthodontic activity (UOA)	0
Baseline contract value	£313,070.78

ACCESS*

Patients seen in 24 months	Total	Change since previous quarter
Quarter ending September 2018	4,536	
Quarter ending December 2018	4,560	→
Quarter ending March 2019	4,685	↑
Quarter ending June 2019	4,730	→
Quarter ending September 2019	4,764	→
Variance since September 2018	5.0%	↑



ACTIVITY



Month	Adjusted Scheduled Activity (UDA)	
	2019	2020
April	592	553
May	1,608	1,578
June	2,334	2,267
July	3,466	3,687
August	4,554	4,777
September	5,578	5,696
October	6,744	
November	7,740	
December	8,396	
January	9,561	
February	10,748	
March	11,921	
April	12,311	
May	12,314	
June	12,314	

QUALITY

	Quantity	Base Number	Contract	AT	Region	England
% of FP17s for the same patient ID Re-attending within 3 months - Children	25	938	2.7%	10.0%	11.3%	11.5%
% of FP17s for the same patient ID Re-attending within 3 months - Adults	193	3,198	6.0%	13.5%	14.7%	15.4%
% of FP17s for the same patient ID Re-attending between 3 & 9 months - Children	612	938	65.2%	63.2%	60.8%	59.7%
% of FP17s for the same patient ID Re-attending between 3 & 9 months - Adults	1,922	3,198	60.1%	56.9%	52.8%	51.7%
% of FP17s for Band 1 Urgent Courses	93	3,899	2.4%	6.8%	8.2%	9.2%
% of FP17s Relating to Free Repair or Replacements	38	3,899	1.0%	0.7%	0.7%	0.7%
% of FP17s Relating to Continuations	30	3,899	0.8%	1.0%	0.8%	0.8%
% of Patients satisfied with the dentistry they have received	3	3	N/A	91.9%	93.2%	93.5%
% of Patients satisfied with the time they had to wait for an appointment	3	3	N/A	86.7%	88.5%	87.4%

* This is based on patients treated on this contract for their most recent course of treatment. Figures in italics indicate the base number of FP17s or Patient Questionnaire responses are less than 100. N/A is shown where the base number of responses is less than 10 during the period. % is calculated as Quantity/Base number*100

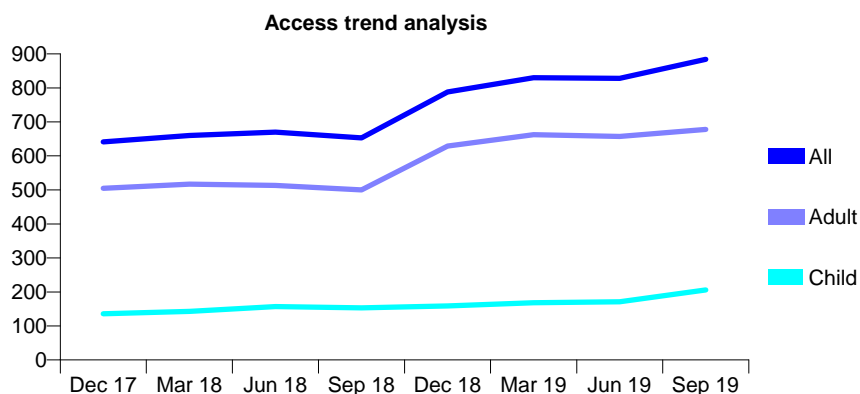
Q55 - Vital Signs At a Glance Contract Report for 183881/0002 - September 2019

Name or company name	Southwell Dental Care
Contract type name	GDS Contract
Purpose of contract	General
Contract start date	28/11/2014
Contract end date	

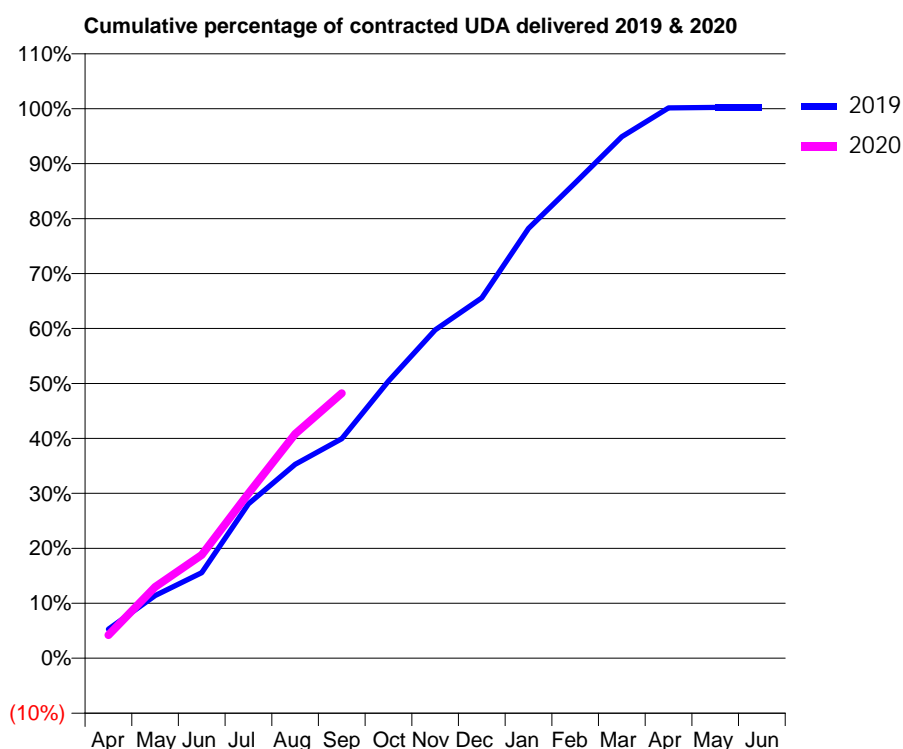
19/20 Contracted general activity (UDA)	2,532
Carry forward general activity (UDA)	0
19/20 Contracted orthodontic activity (UOA)	0
Carry forward orthodontic activity (UOA)	0
Baseline contract value	£55,021.31

ACCESS*

Patients seen in 24 months	Total	Change since previous quarter
Quarter ending September 2018	653	
Quarter ending December 2018	788	↑
Quarter ending March 2019	830	↑
Quarter ending June 2019	828	→
Quarter ending September 2019	884	↑
Variance since September 2018	35.4%	↑



ACTIVITY



Month	2019	2020
April	133	106
May	288	329
June	394	476
July	711	759
August	893	1,033
September	1,011	1,221
October	1,276	
November	1,513	
December	1,660	
January	1,980	
February	2,190	
March	2,403	
April	2,535	
May	2,537	
June	2,537	

QUALITY

	Quantity	Base Number	Contract	AT	Region	England
% of FP17s for the same patient ID Re-attending within 3 months - Children	3	221	1.4%	10.0%	11.3%	11.5%
% of FP17s for the same patient ID Re-attending within 3 months - Adults	20	646	3.1%	13.5%	14.7%	15.4%
% of FP17s for the same patient ID Re-attending between 3 & 9 months - Children	18	221	8.1%	63.2%	60.8%	59.7%
% of FP17s for the same patient ID Re-attending between 3 & 9 months - Adults	65	646	10.1%	56.9%	52.8%	51.7%
% of FP17s for Band 1 Urgent Courses	38	782	4.9%	6.8%	8.2%	9.2%
% of FP17s Relating to Free Repair or Replacements	15	782	1.9%	0.7%	0.7%	0.7%
% of FP17s Relating to Continuations	8	782	1.0%	1.0%	0.8%	0.8%
% of Patients satisfied with the dentistry they have received	0	0	N/A	91.9%	93.2%	93.5%
% of Patients satisfied with the time they had to wait for an appointment	0	0	N/A	86.7%	88.5%	87.4%

* This is based on patients treated on this contract for their most recent course of treatment.

Figures in italics indicate the base number of FP17s or Patient Questionnaire responses are less than 100. N/A is shown where the base number of responses is less than 10 during the period. % is calculated as Quantity/Base number*100

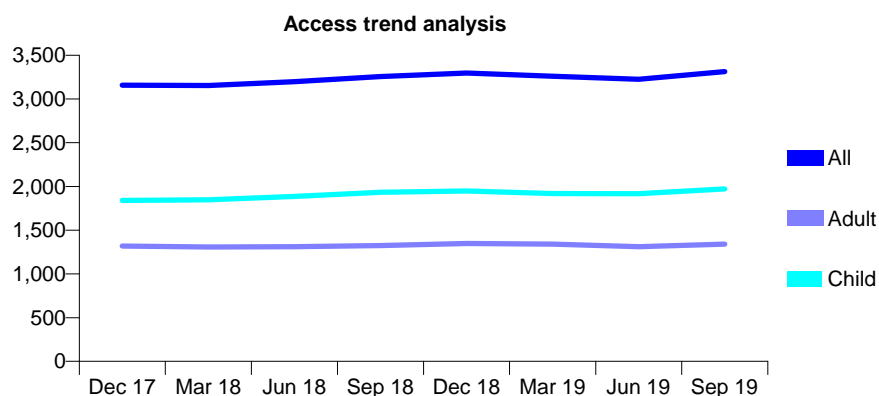
Q55 - Vital Signs At a Glance Contract Report for 183938/0001 - September 2019

Name or company name	The Arnold Dental Centre
Contract type name	GDS Contract
Purpose of contract	General
Contract start date	01/06/2010
Contract end date	

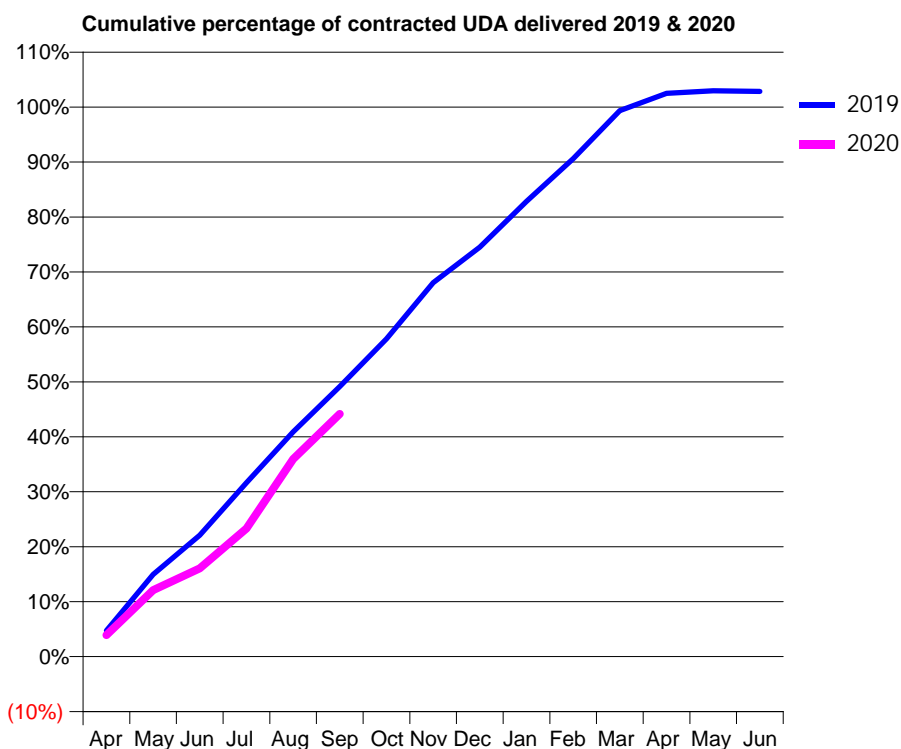
19/20 Contracted general activity (UDA)	10,000
Carry forward general activity (UDA)	0
19/20 Contracted orthodontic activity (UOA)	0
Carry forward orthodontic activity (UOA)	0
Baseline contract value	£233,668.25

ACCESS*

Patients seen in 24 months	Total	Change since previous quarter
Quarter ending September 2018	3,257	
Quarter ending December 2018	3,296	→
Quarter ending March 2019	3,260	↓
Quarter ending June 2019	3,227	↓
Quarter ending September 2019	3,313	↑
Variance since September 2018	1.7%	→



ACTIVITY



Month	Adjusted Scheduled Activity (UDA)	
	2019	2020
April	474	391
May	1,495	1,210
June	2,209	1,609
July	3,164	2,331
August	4,090	3,596
September	4,914	4,414
October	5,781	
November	6,803	
December	7,450	
January	8,284	
February	9,063	
March	9,937	
April	10,248	
May	10,294	
June	10,283	

QUALITY

	Quantity	Base Number	Contract	AT	Region	England
% of FP17s for the same patient ID Re-attending within 3 months - Children	146	1,705	8.6%	10.0%	11.3%	11.5%
% of FP17s for the same patient ID Re-attending within 3 months - Adults	183	944	19.4%	13.5%	14.7%	15.4%
% of FP17s for the same patient ID Re-attending between 3 & 9 months - Children	1,178	1,705	69.1%	63.2%	60.8%	59.7%
% of FP17s for the same patient ID Re-attending between 3 & 9 months - Adults	532	944	56.4%	56.9%	52.8%	51.7%
% of FP17s for Band 1 Urgent Courses	122	2,461	5.0%	6.8%	8.2%	9.2%
% of FP17s Relating to Free Repair or Replacements	1	2,461	0.0%	0.7%	0.7%	0.7%
% of FP17s Relating to Continuations	0	2,461	0.0%	1.0%	0.8%	0.8%
% of Patients satisfied with the dentistry they have received	1	2	N/A	91.9%	93.2%	93.5%
% of Patients satisfied with the time they had to wait for an appointment	1	2	N/A	86.7%	88.5%	87.4%

* This is based on patients treated on this contract for their most recent course of treatment. Figures in italics indicate the base number of FP17s or Patient Questionnaire responses are less than 100. N/A is shown where the base number of responses is less than 10 during the period. % is calculated as Quantity/Base number*100

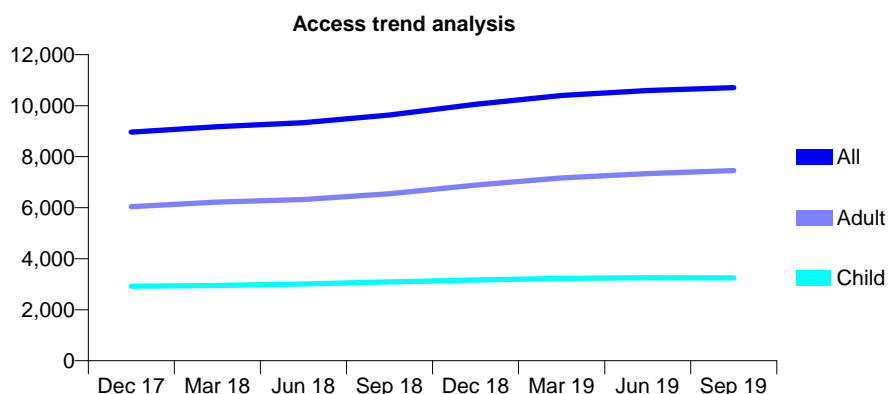
Q55 - Vital Signs At a Glance Contract Report for 187771/0001 - September 2019

Name or company name	The Oakwood Dental Centre Ltd
Contract type name	GDS Contract
Purpose of contract	General
Contract start date	01/04/2014
Contract end date	

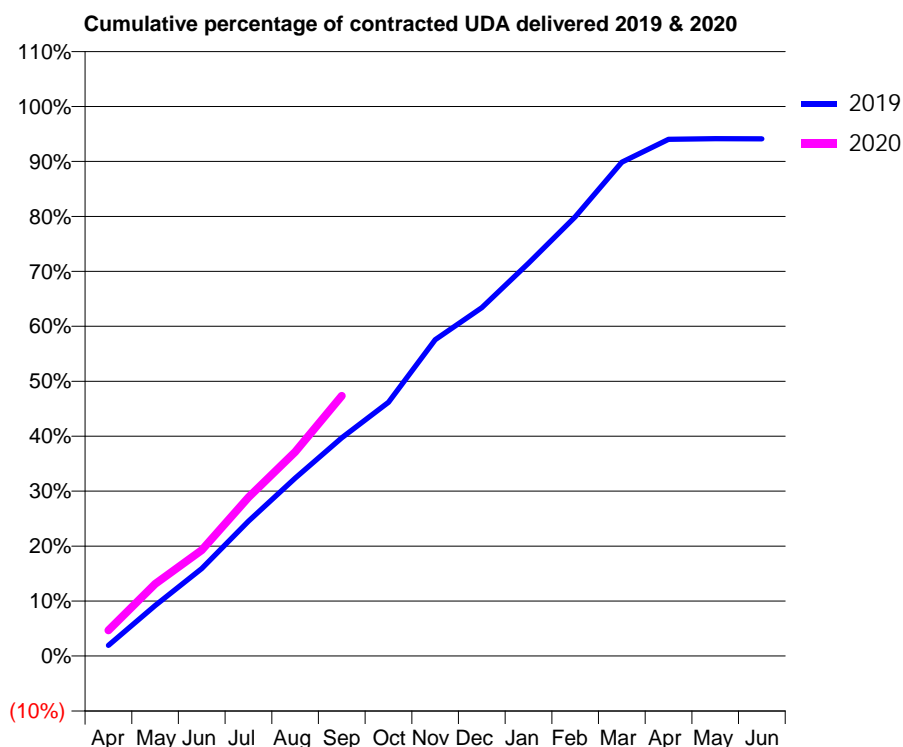
19/20 Contracted general activity (UDA)	24,719
Carry forward general activity (UDA)	0
19/20 Contracted orthodontic activity (UOA)	0
Carry forward orthodontic activity (UOA)	0
Baseline contract value	£756,704.30

ACCESS*

Patients seen in 24 months	Total	Change since previous quarter
Quarter ending September 2018	9,634	
Quarter ending December 2018	10,051	↑
Quarter ending March 2019	10,401	↑
Quarter ending June 2019	10,594	→
Quarter ending September 2019	10,708	→
Variance since September 2018	11.1%	↑



ACTIVITY



Month	Adjusted Scheduled Activity (UDA)	
	2019	2020
April	519	1,153
May	2,467	3,240
June	4,268	4,766
July	6,591	7,142
August	8,691	9,183
September	10,662	11,698
October	12,392	
November	15,445	
December	17,014	
January	19,190	
February	21,453	
March	24,116	
April	25,239	
May	25,271	
June	25,259	

QUALITY

	Quantity	Base Number	Contract	AT	Region	England
% of FP17s for the same patient ID Re-attending within 3 months - Children	154	2,489	6.2%	10.0%	11.3%	11.5%
% of FP17s for the same patient ID Re-attending within 3 months - Adults	409	4,885	8.4%	13.5%	14.7%	15.4%
% of FP17s for the same patient ID Re-attending between 3 & 9 months - Children	1,532	2,489	61.6%	63.2%	60.8%	59.7%
% of FP17s for the same patient ID Re-attending between 3 & 9 months - Adults	2,607	4,885	53.4%	56.9%	52.8%	51.7%
% of FP17s for Band 1 Urgent Courses	342	6,864	5.0%	6.8%	8.2%	9.2%
% of FP17s Relating to Free Repair or Replacements	8	6,864	0.1%	0.7%	0.7%	0.7%
% of FP17s Relating to Continuations	47	6,864	0.7%	1.0%	0.8%	0.8%
% of Patients satisfied with the dentistry they have received	6	6	N/A	91.9%	93.2%	93.5%
% of Patients satisfied with the time they had to wait for an appointment	6	6	N/A	86.7%	88.5%	87.4%

* This is based on patients treated on this contract for their most recent course of treatment.

Figures in italics indicate the base number of FP17s or Patient Questionnaire responses are less than 100. N/A is shown where the base number of responses is less than 10 during the period. % is calculated as Quantity/Base number*100

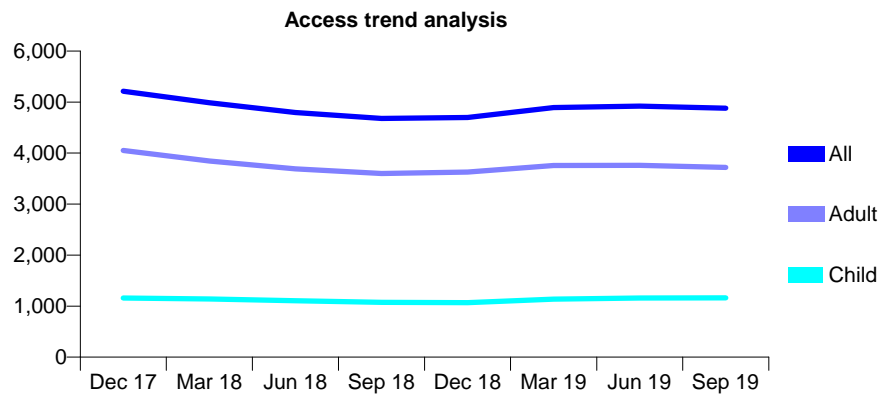
Q55 - Vital Signs At a Glance Contract Report for 191027/0001 - September 2019

Name or company name	Mansfield Dental Practice Limited
Contract type name	GDS Contract
Purpose of contract	General
Contract start date	01/12/2011
Contract end date	

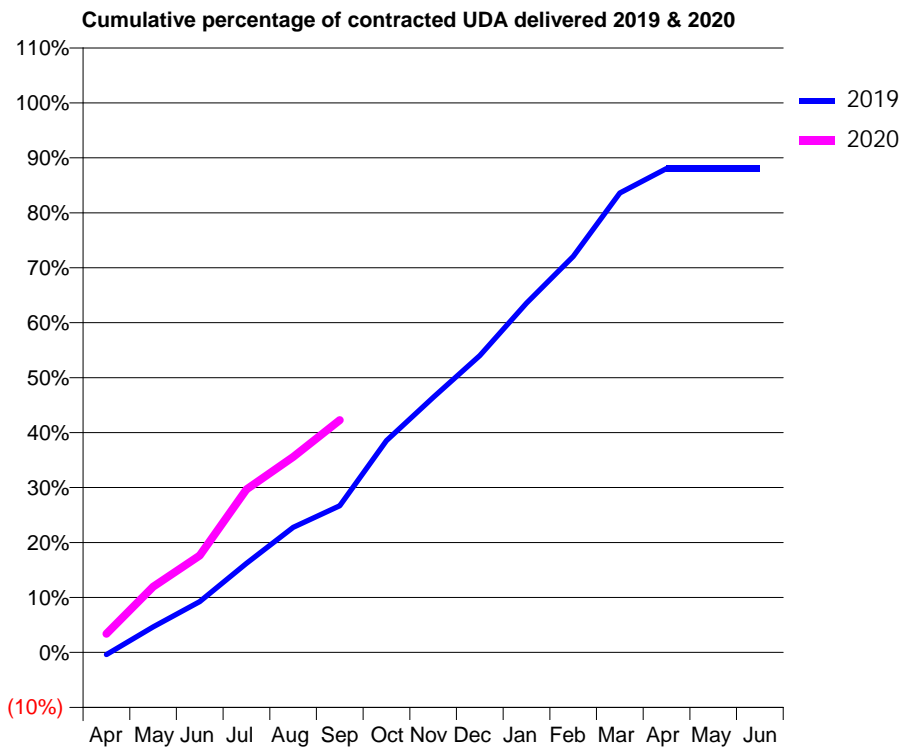
19/20 Contracted general activity (UDA)	15,700
Carry forward general activity (UDA)	0
19/20 Contracted orthodontic activity (UOA)	0
Carry forward orthodontic activity (UOA)	0
Baseline contract value	£366,095.51

ACCESS*

Patients seen in 24 months	Total	Change since previous quarter
Quarter ending September 2018	4,678	
Quarter ending December 2018	4,696	→
Quarter ending March 2019	4,894	↑
Quarter ending June 2019	4,922	→
Quarter ending September 2019	4,881	→
Variance since September 2018	4.3%	↑



ACTIVITY



Month	2019	2020
April	-63	535
May	692	1,876
June	1,380	2,767
July	2,416	4,657
August	3,389	5,583
September	3,979	6,639
October	5,743	
November	6,914	
December	8,048	
January	9,471	
February	10,738	
March	12,454	
April	13,121	
May	13,121	
June	13,121	

QUALITY

	Quantity	Base Number	Contract	AT	Region	England
% of FP17s for the same patient ID Re-attending within 3 months - Children	54	925	5.8%	10.0%	11.3%	11.5%
% of FP17s for the same patient ID Re-attending within 3 months - Adults	329	2,918	11.3%	13.5%	14.7%	15.4%
% of FP17s for the same patient ID Re-attending between 3 & 9 months - Children	626	925	67.7%	63.2%	60.8%	59.7%
% of FP17s for the same patient ID Re-attending between 3 & 9 months - Adults	2,010	2,918	68.9%	56.9%	52.8%	51.7%
% of FP17s for Band 1 Urgent Courses	281	3,535	7.9%	6.8%	8.2%	9.2%
% of FP17s Relating to Free Repair or Replacements	4	3,535	0.1%	0.7%	0.7%	0.7%
% of FP17s Relating to Continuations	1	3,535	0.0%	1.0%	0.8%	0.8%
% of Patients satisfied with the dentistry they have received	3	3	N/A	91.9%	93.2%	93.5%
% of Patients satisfied with the time they had to wait for an appointment	2	3	N/A	86.7%	88.5%	87.4%

* This is based on patients treated on this contract for their most recent course of treatment. Figures in italics indicate the base number of FP17s or Patient Questionnaire responses are less than 100. N/A is shown where the base number of responses is less than 10 during the period. % is calculated as Quantity/Base number*100

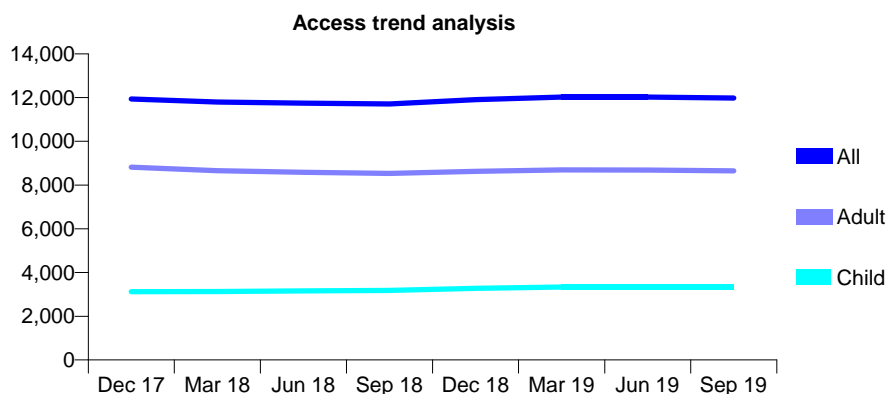
Q55 - Vital Signs At a Glance Contract Report for 191310/0002 - September 2019

Name or company name	East Midlands Community Dental Ass. Ltd.
Contract type name	GDS Contract
Purpose of contract	General
Contract start date	04/12/2006
Contract end date	

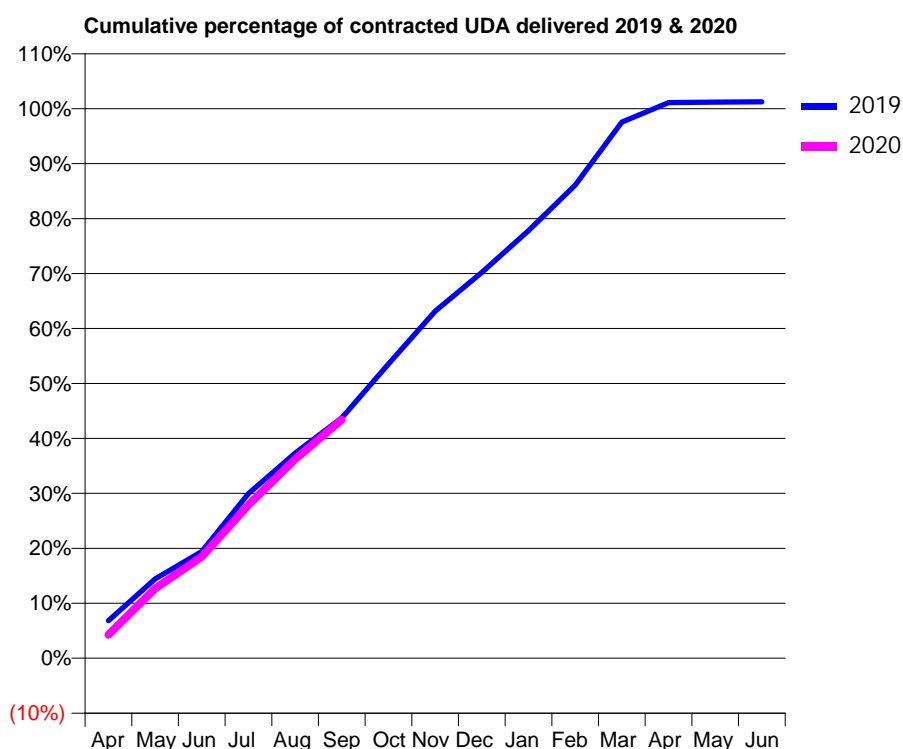
19/20 Contracted general activity (UDA)	32,029
Carry forward general activity (UDA)	0
19/20 Contracted orthodontic activity (UOA)	0
Carry forward orthodontic activity (UOA)	0
Baseline contract value	£940,608.02

ACCESS*

Patients seen in 24 months	Total	Change since previous quarter
Quarter ending September 2018	11,711	
Quarter ending December 2018	11,904	→
Quarter ending March 2019	12,026	→
Quarter ending June 2019	12,018	→
Quarter ending September 2019	11,980	→
Variance since September 2018	2.3%	↑



ACTIVITY



Month	2019	2020
April	2,195	1,363
May	4,646	4,065
June	6,242	5,914
July	9,643	8,934
August	12,004	11,599
September	14,071	13,902
October	17,234	
November	20,322	
December	22,588	
January	25,029	
February	27,706	
March	31,388	
April	32,532	
May	32,563	
June	32,576	

QUALITY

	Quantity	Base Number	Contract	AT	Region	England
% of FP17s for the same patient ID Re-attending within 3 months - Children	167	2,419	6.9%	10.0%	11.3%	11.5%
% of FP17s for the same patient ID Re-attending within 3 months - Adults	774	5,780	13.4%	13.5%	14.7%	15.4%
% of FP17s for the same patient ID Re-attending between 3 & 9 months - Children	1,593	2,419	65.9%	63.2%	60.8%	59.7%
% of FP17s for the same patient ID Re-attending between 3 & 9 months - Adults	3,255	5,780	56.3%	56.9%	52.8%	51.7%
% of FP17s for Band 1 Urgent Courses	453	6,912	6.6%	6.8%	8.2%	9.2%
% of FP17s Relating to Free Repair or Replacements	100	6,912	1.4%	0.7%	0.7%	0.7%
% of FP17s Relating to Continuations	59	6,912	0.9%	1.0%	0.8%	0.8%
% of Patients satisfied with the dentistry they have received	2	3	N/A	91.9%	93.2%	93.5%
% of Patients satisfied with the time they had to wait for an appointment	3	3	N/A	86.7%	88.5%	87.4%

* This is based on patients treated on this contract for their most recent course of treatment. Figures in italics indicate the base number of FP17s or Patient Questionnaire responses are less than 100. N/A is shown where the base number of responses is less than 10 during the period. % is calculated as Quantity/Base number*100

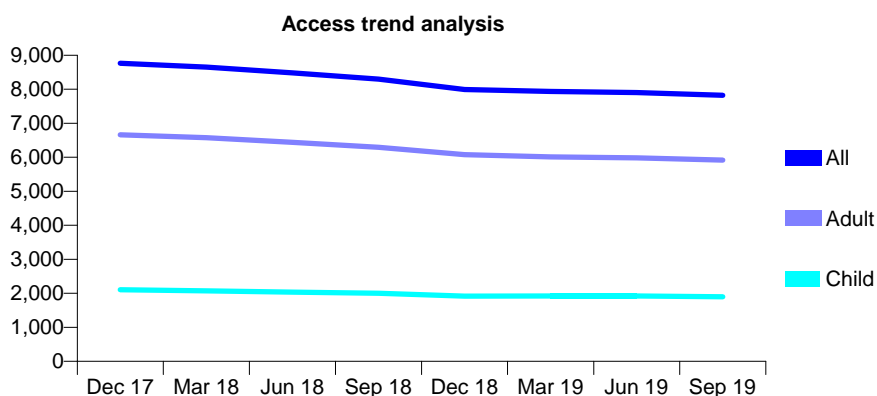
Q55 - Vital Signs At a Glance Contract Report for 192597/0005 - September 2019

Name or company name	DM and LJ Jordan Limited
Contract type name	GDS Contract
Purpose of contract	General
Contract start date	01/01/2015
Contract end date	

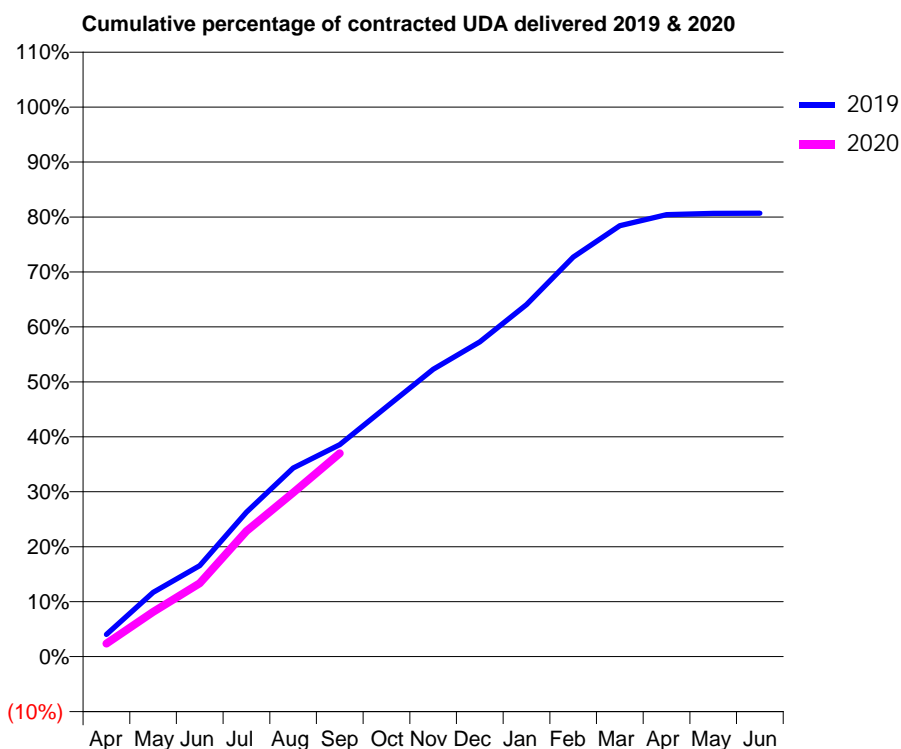
19/20 Contracted general activity (UDA)	23,314
Carry forward general activity (UDA)	0
19/20 Contracted orthodontic activity (UOA)	0
Carry forward orthodontic activity (UOA)	0
Baseline contract value	£637,094.21

ACCESS*

Patients seen in 24 months	Total	Change since previous quarter
Quarter ending September 2018	8,301	
Quarter ending December 2018	7,996	↓
Quarter ending March 2019	7,937	→
Quarter ending June 2019	7,905	→
Quarter ending September 2019	7,822	↓
Variance since September 2018	(5.8%)	↓



ACTIVITY



Month	Adjusted Scheduled Activity (UDA)	
	2019	2020
April	943	550
May	2,729	1,898
June	3,860	3,112
July	6,131	5,327
August	8,005	6,958
September	8,991	8,625
October	10,594	
November	12,189	
December	13,355	
January	14,935	
February	16,947	
March	18,281	
April	18,752	
May	18,806	
June	18,808	

QUALITY

	Quantity	Base Number	Contract	AT	Region	England
% of FP17s for the same patient ID Re-attending within 3 months - Children	57	1,386	4.1%	10.0%	11.3%	11.5%
% of FP17s for the same patient ID Re-attending within 3 months - Adults	225	3,773	6.0%	13.5%	14.7%	15.4%
% of FP17s for the same patient ID Re-attending between 3 & 9 months - Children	812	1,386	58.6%	63.2%	60.8%	59.7%
% of FP17s for the same patient ID Re-attending between 3 & 9 months - Adults	2,130	3,773	56.5%	56.9%	52.8%	51.7%
% of FP17s for Band 1 Urgent Courses	406	4,891	8.3%	6.8%	8.2%	9.2%
% of FP17s Relating to Free Repair or Replacements	28	4,891	0.6%	0.7%	0.7%	0.7%
% of FP17s Relating to Continuations	34	4,891	0.7%	1.0%	0.8%	0.8%
% of Patients satisfied with the dentistry they have received	3	3	N/A	91.9%	93.2%	93.5%
% of Patients satisfied with the time they had to wait for an appointment	3	3	N/A	86.7%	88.5%	87.4%

* This is based on patients treated on this contract for their most recent course of treatment. Figures in italics indicate the base number of FP17s or Patient Questionnaire responses are less than 100. N/A is shown where the base number of responses is less than 10 during the period. % is calculated as Quantity/Base number*100

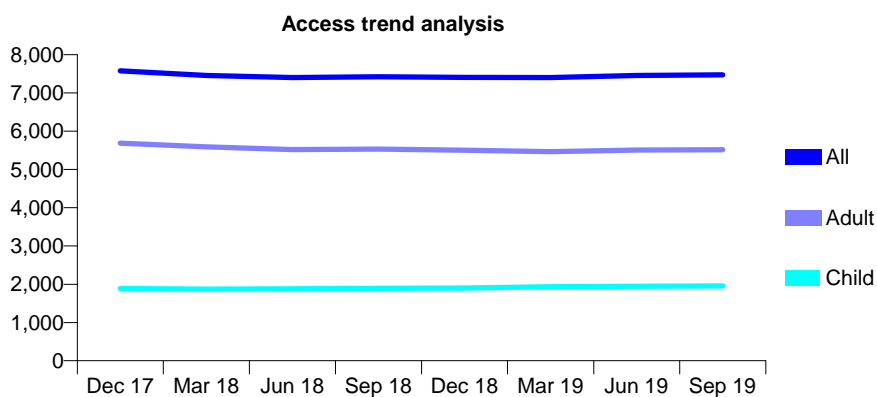
Q55 - Vital Signs At a Glance Contract Report for 193437/0001 - September 2019

Name or company name	Risley Hill Dental
Contract type name	GDS Contract
Purpose of contract	General and Orthodontic
Contract start date	29/09/2015
Contract end date	

19/20 Contracted general activity (UDA)	21,464
Carry forward general activity (UDA)	0
19/20 Contracted orthodontic activity (UOA)	1,019
Carry forward orthodontic activity (UOA)	0
Baseline contract value	£831,098.64

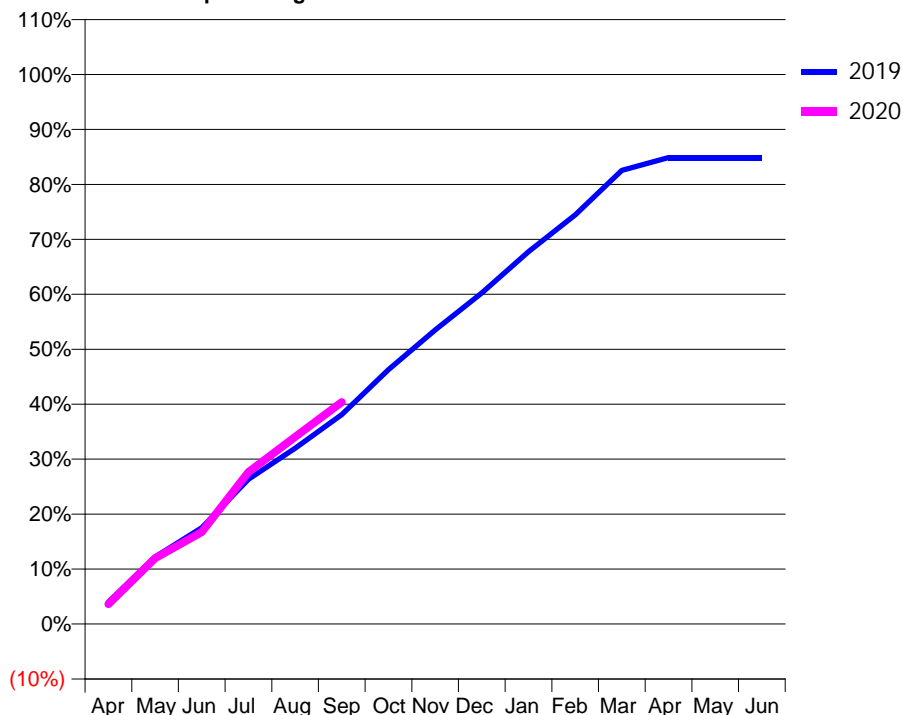
ACCESS*

Patients seen in 24 months	Total	Change since previous quarter
Quarter ending September 2018	7,422	
Quarter ending December 2018	7,406	→
Quarter ending March 2019	7,401	→
Quarter ending June 2019	7,455	→
Quarter ending September 2019	7,473	→
Variance since September 2018	0.7%	→



ACTIVITY

Cumulative percentage of contracted UDA delivered 2019 & 2020



Adjusted Scheduled Activity (UDA)

Month	2019	2020
April	863	779
May	2,623	2,571
June	3,765	3,593
July	5,652	5,934
August	6,870	7,312
September	8,178	8,664
October	9,937	
November	11,486	
December	12,932	
January	14,541	
February	15,978	
March	17,717	
April	18,216	
May	18,218	
June	18,218	

QUALITY

	Quantity	Base Number	Contract	AT	Region	England
% of FP17s for the same patient ID Re-attending within 3 months - Children	88	1,579	5.6%	10.0%	11.3%	11.5%
% of FP17s for the same patient ID Re-attending within 3 months - Adults	327	3,726	8.8%	13.5%	14.7%	15.4%
% of FP17s for the same patient ID Re-attending between 3 & 9 months - Children	1,069	1,579	67.7%	63.2%	60.8%	59.7%
% of FP17s for the same patient ID Re-attending between 3 & 9 months - Adults	2,139	3,726	57.4%	56.9%	52.8%	51.7%
% of FP17s for Band 1 Urgent Courses	217	4,994	4.3%	6.8%	8.2%	9.2%
% of FP17s Relating to Free Repair or Replacements	52	4,994	1.0%	0.7%	0.7%	0.7%
% of FP17s Relating to Continuations	53	4,994	1.1%	1.0%	0.8%	0.8%
% of Patients satisfied with the dentistry they have received	5	5	N/A	91.9%	93.2%	93.5%
% of Patients satisfied with the time they had to wait for an appointment	5	5	N/A	86.7%	88.5%	87.4%

* This is based on patients treated on this contract for their most recent course of treatment.

Figures in italics indicate the base number of FP17s or Patient Questionnaire responses are less than 100. N/A is shown where the base number of responses is less than 10 during the period. % is calculated as Quantity/Base number*100

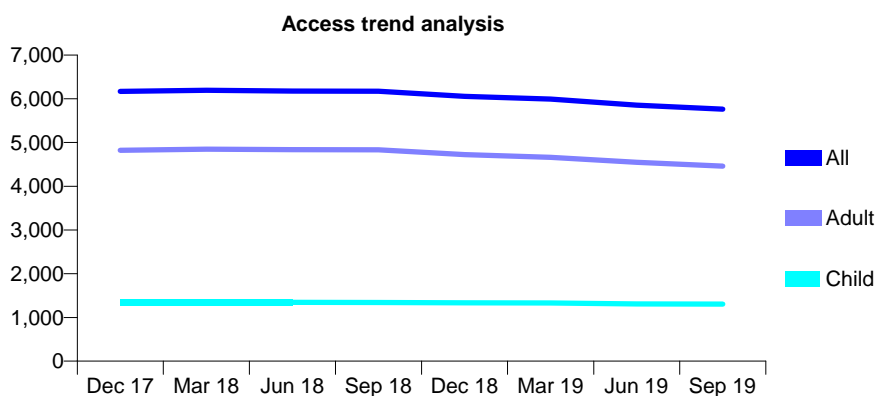
Q55 - Vital Signs At a Glance Contract Report for 193917/0001 - September 2019

Name or company name	Hall and Purchase
Contract type name	GDS Contract
Purpose of contract	General
Contract start date	01/02/2011
Contract end date	

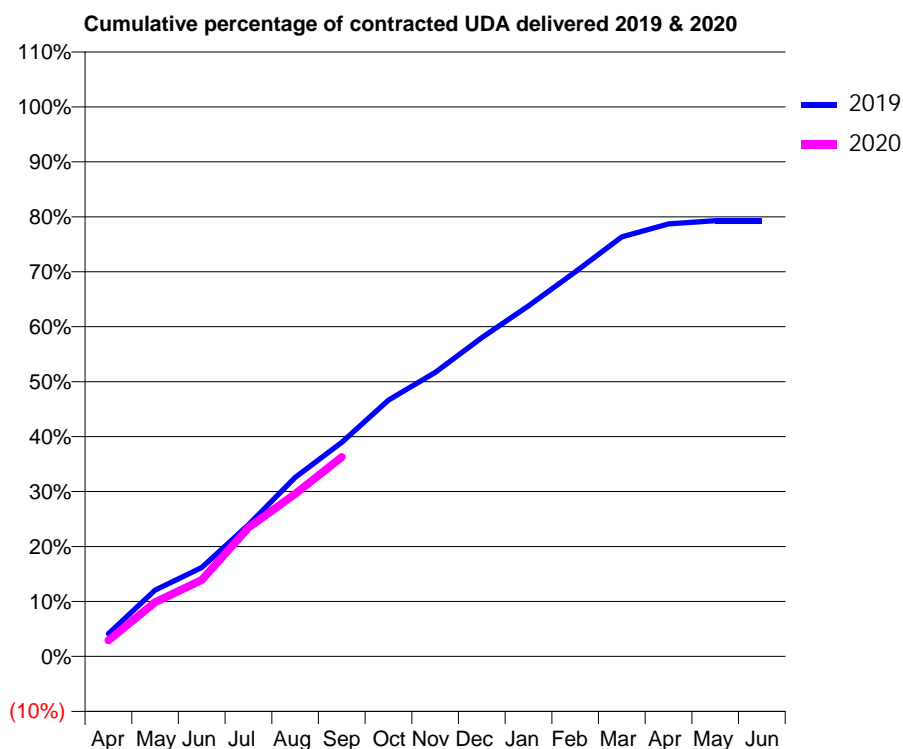
19/20 Contracted general activity (UDA)	16,000
Carry forward general activity (UDA)	0
19/20 Contracted orthodontic activity (UOA)	0
Carry forward orthodontic activity (UOA)	0
Baseline contract value	£434,142.54

ACCESS*

Patients seen in 24 months	Total	Change since previous quarter
Quarter ending September 2018	6,171	
Quarter ending December 2018	6,056	↓
Quarter ending March 2019	5,991	↓
Quarter ending June 2019	5,855	↓
Quarter ending September 2019	5,764	↓
Variance since September 2018	(6.6%)	↓



ACTIVITY



Month	2019	2020
April	660	469
May	1,932	1,577
June	2,589	2,227
July	3,834	3,748
August	5,212	4,733
September	6,232	5,804
October	7,465	
November	8,268	
December	9,278	
January	10,208	
February	11,196	
March	12,216	
April	12,594	
May	12,685	
June	12,687	

QUALITY

	Quantity	Base Number	Contract	AT	Region	England
% of FP17s for the same patient ID Re-attending within 3 months - Children	76	950	8.0%	10.0%	11.3%	11.5%
% of FP17s for the same patient ID Re-attending within 3 months - Adults	438	3,153	13.9%	13.5%	14.7%	15.4%
% of FP17s for the same patient ID Re-attending between 3 & 9 months - Children	559	950	58.8%	63.2%	60.8%	59.7%
% of FP17s for the same patient ID Re-attending between 3 & 9 months - Adults	1,726	3,153	54.7%	56.9%	52.8%	51.7%
% of FP17s for Band 1 Urgent Courses	388	3,761	10.3%	6.8%	8.2%	9.2%
% of FP17s Relating to Free Repair or Replacements	9	3,761	0.2%	0.7%	0.7%	0.7%
% of FP17s Relating to Continuations	1	3,761	0.0%	1.0%	0.8%	0.8%
% of Patients satisfied with the dentistry they have received	2	2	N/A	91.9%	93.2%	93.5%
% of Patients satisfied with the time they had to wait for an appointment	2	2	N/A	86.7%	88.5%	87.4%

* This is based on patients treated on this contract for their most recent course of treatment. Figures in italics indicate the base number of FP17s or Patient Questionnaire responses are less than 100. N/A is shown where the base number of responses is less than 10 during the period. % is calculated as Quantity/Base number*100

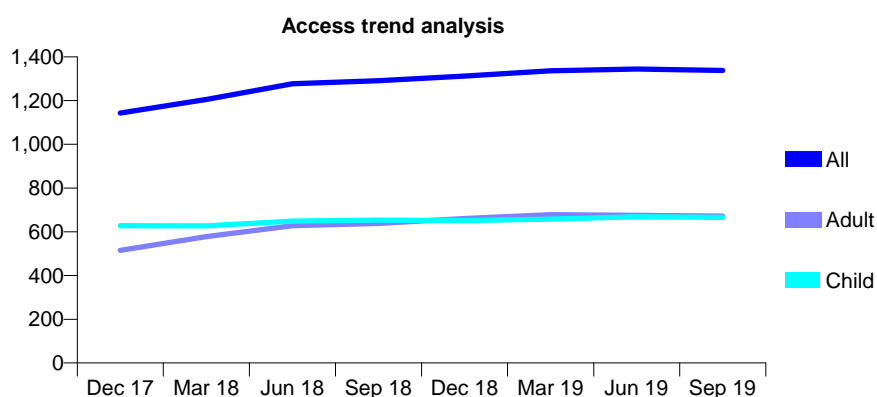
Q55 - Vital Signs At a Glance Contract Report for 197505/0001 - September 2019

Name or company name	Bridgford Dental Practice
Contract type name	GDS Contract
Purpose of contract	General
Contract start date	01/04/2013
Contract end date	

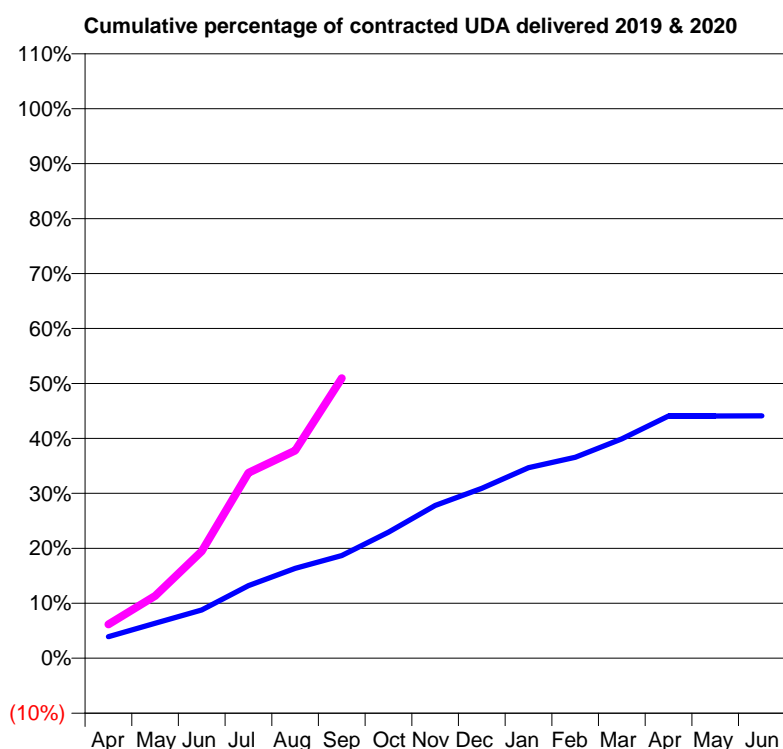
19/20 Contracted general activity (UDA)	1,256
Carry forward general activity (UDA)	0
19/20 Contracted orthodontic activity (UOA)	0
Carry forward orthodontic activity (UOA)	0
Baseline contract value	£30,447.64

ACCESS*

Patients seen in 24 months	Total	Change since previous quarter
Quarter ending September 2018	1,291	
Quarter ending December 2018	1,312	→
Quarter ending March 2019	1,336	→
Quarter ending June 2019	1,344	→
Quarter ending September 2019	1,338	→
Variance since September 2018	3.6%	↑



ACTIVITY



Adjusted Scheduled Activity (UDA)		
Month	2019	2020
April	121	77
May	196	143
June	271	245
July	407	424
August	505	475
September	576	640
October	707	
November	856	
December	952	
January	1,068	
February	1,127	
March	1,229	
April	1,358	
May	1,358	
June	1,359	

QUALITY

	Quantity	Base Number	Contract	AT	Region	England
% of FP17s for the same patient ID Re-attending within 3 months - Children	26	466	5.6%	10.0%	11.3%	11.5%
% of FP17s for the same patient ID Re-attending within 3 months - Adults	97	500	19.4%	13.5%	14.7%	15.4%
% of FP17s for the same patient ID Re-attending between 3 & 9 months - Children	274	466	58.8%	63.2%	60.8%	59.7%
% of FP17s for the same patient ID Re-attending between 3 & 9 months - Adults	256	500	51.2%	56.9%	52.8%	51.7%
% of FP17s for Band 1 Urgent Courses	39	398	9.8%	6.8%	8.2%	9.2%
% of FP17s Relating to Free Repair or Replacements	3	398	0.8%	0.7%	0.7%	0.7%
% of FP17s Relating to Continuations	1	398	0.3%	1.0%	0.8%	0.8%
% of Patients satisfied with the dentistry they have received	0	0	N/A	91.9%	93.2%	93.5%
% of Patients satisfied with the time they had to wait for an appointment	0	0	N/A	86.7%	88.5%	87.4%

* This is based on patients treated on this contract for their most recent course of treatment.

Figures in italics indicate the base number of FP17s or Patient Questionnaire responses are less than 100. N/A is shown where the base number of responses is less than 10 during the period. % is calculated as Quantity/Base number*100

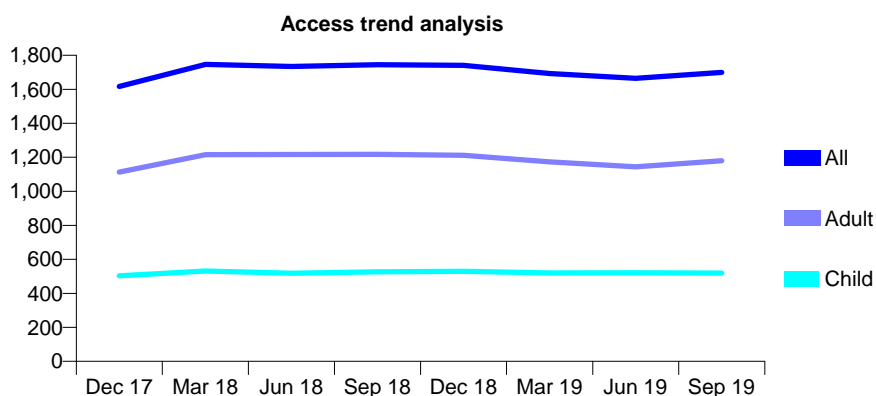
Q55 - Vital Signs At a Glance Contract Report for 197572/0001 - September 2019

Name or company name	Buxton Dental Practice
Contract type name	GDS Contract
Purpose of contract	General and Orthodontic
Contract start date	08/11/2012
Contract end date	

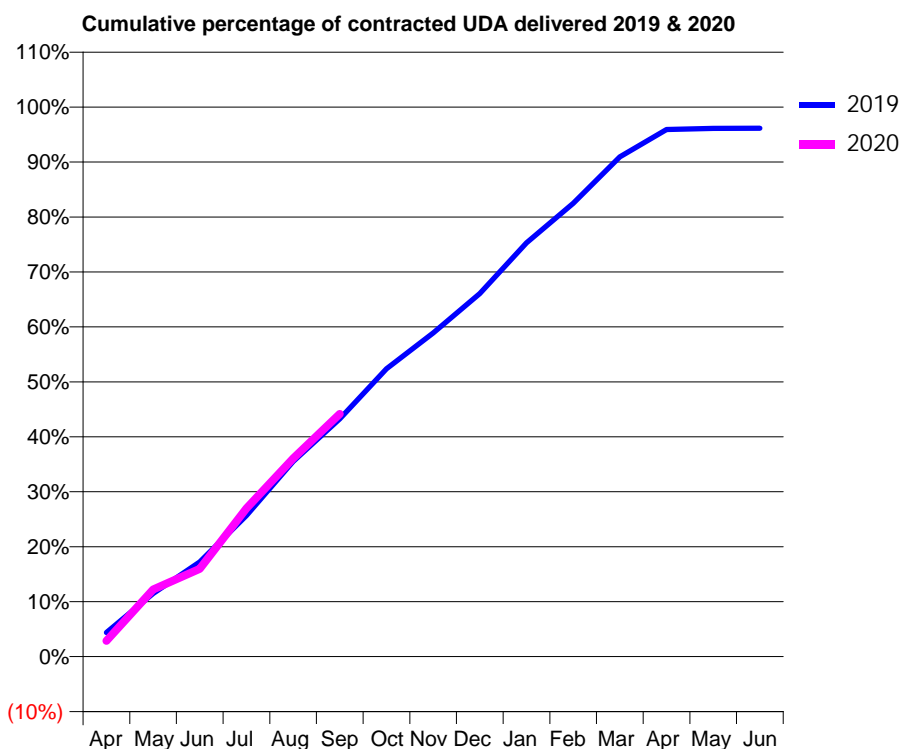
19/20 Contracted general activity (UDA)	4,594
Carry forward general activity (UDA)	0
19/20 Contracted orthodontic activity (UOA)	0
Carry forward orthodontic activity (UOA)	0
Baseline contract value	£116,917.30

ACCESS*

Patients seen in 24 months	Total	Change since previous quarter
Quarter ending September 2018	1,745	
Quarter ending December 2018	1,741	→
Quarter ending March 2019	1,693	↓
Quarter ending June 2019	1,665	↓
Quarter ending September 2019	1,699	↑
Variance since September 2018	(2.6%)	↓



ACTIVITY



Month	Adjusted Scheduled Activity (UDA)	
	2019	2020
April	202	132
May	528	561
June	793	734
July	1,178	1,240
August	1,631	1,657
September	1,988	2,029
October	2,407	
November	2,706	
December	3,035	
January	3,459	
February	3,790	
March	4,178	
April	4,406	
May	4,415	
June	4,417	

QUALITY

	Quantity	Base Number	Contract	AT	Region	England
% of FP17s for the same patient ID Re-attending within 3 months - Children	32	400	8.0%	10.0%	11.3%	11.5%
% of FP17s for the same patient ID Re-attending within 3 months - Adults	99	845	11.7%	13.5%	14.7%	15.4%
% of FP17s for the same patient ID Re-attending between 3 & 9 months - Children	236	400	59.0%	63.2%	60.8%	59.7%
% of FP17s for the same patient ID Re-attending between 3 & 9 months - Adults	475	845	56.2%	56.9%	52.8%	51.7%
% of FP17s for Band 1 Urgent Courses	108	1,158	9.3%	6.8%	8.2%	9.2%
% of FP17s Relating to Free Repair or Replacements	3	1,158	0.3%	0.7%	0.7%	0.7%
% of FP17s Relating to Continuations	11	1,158	0.9%	1.0%	0.8%	0.8%
% of Patients satisfied with the dentistry they have received	2	2	N/A	91.9%	93.2%	93.5%
% of Patients satisfied with the time they had to wait for an appointment	2	2	N/A	86.7%	88.5%	87.4%

* This is based on patients treated on this contract for their most recent course of treatment. Figures in italics indicate the base number of FP17s or Patient Questionnaire responses are less than 100. N/A is shown where the base number of responses is less than 10 during the period. % is calculated as Quantity/Base number*100

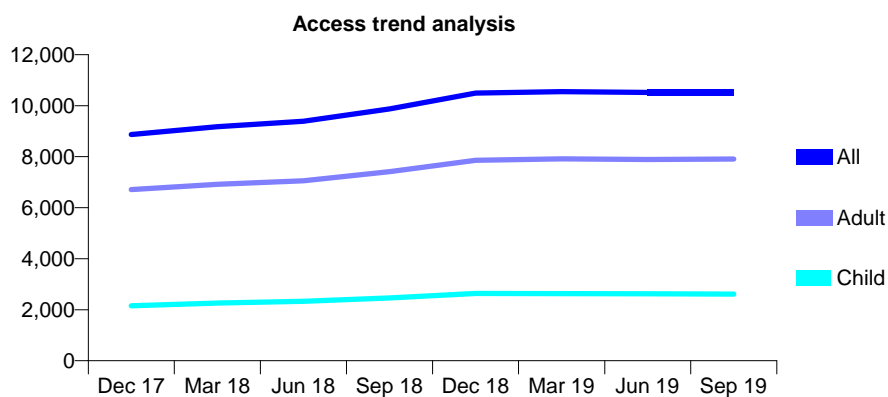
Q55 - Vital Signs At a Glance Contract Report for 198145/0001 - September 2019

Name or company name	The Manor Surgery Limited
Contract type name	GDS Contract
Purpose of contract	General
Contract start date	01/10/2007
Contract end date	

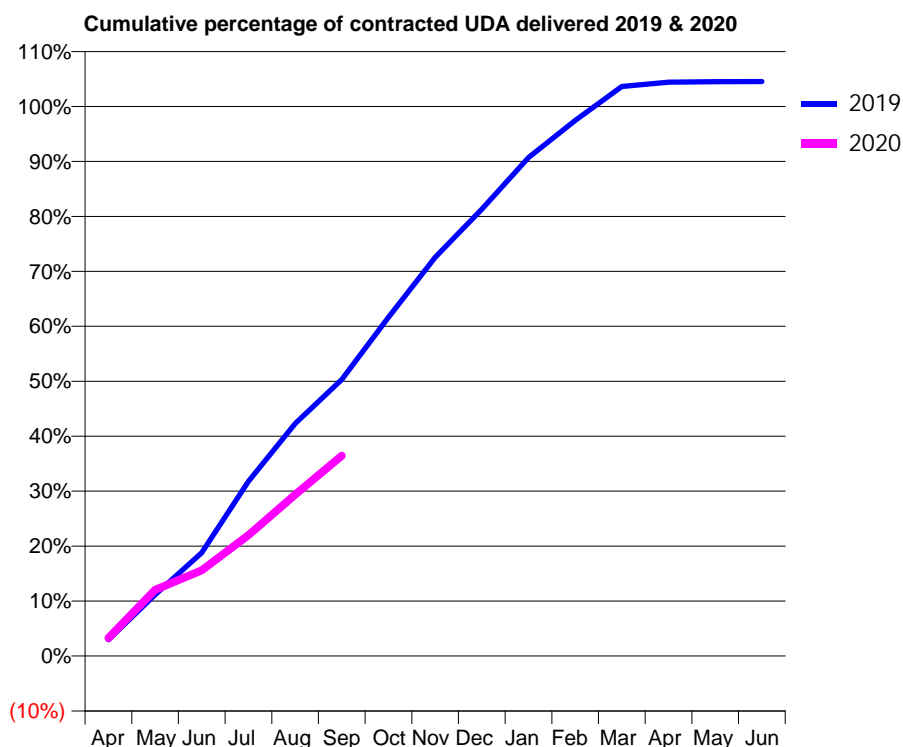
19/20 Contracted general activity (UDA)	35,010
Carry forward general activity (UDA)	0
19/20 Contracted orthodontic activity (UOA)	0
Carry forward orthodontic activity (UOA)	0
Baseline contract value	£897,828.45

ACCESS*

Patients seen in 24 months	Total	Change since previous quarter
Quarter ending September 2018	9,873	
Quarter ending December 2018	10,499	↑
Quarter ending March 2019	10,547	→
Quarter ending June 2019	10,519	→
Quarter ending September 2019	10,520	→
Variance since September 2018	6.6%	↑



ACTIVITY



Month	Adjusted Scheduled Activity (UDA)	
	2019	2020
April	1,040	1,148
May	3,911	4,221
June	6,583	5,456
July	11,135	7,698
August	14,812	10,281
September	17,616	12,761
October	21,574	
November	25,402	
December	28,453	
January	31,752	
February	34,114	
March	36,283	
April	36,556	
May	36,585	
June	36,600	

QUALITY

	Quantity	Base Number	Contract	AT	Region	England
% of FP17s for the same patient ID Re-attending within 3 months - Children	99	1,392	7.1%	10.0%	11.3%	11.5%
% of FP17s for the same patient ID Re-attending within 3 months - Adults	588	4,643	12.7%	13.5%	14.7%	15.4%
% of FP17s for the same patient ID Re-attending between 3 & 9 months - Children	833	1,392	59.8%	63.2%	60.8%	59.7%
% of FP17s for the same patient ID Re-attending between 3 & 9 months - Adults	2,874	4,643	61.9%	56.9%	52.8%	51.7%
% of FP17s for Band 1 Urgent Courses	327	5,888	5.6%	6.8%	8.2%	9.2%
% of FP17s Relating to Free Repair or Replacements	68	5,888	1.2%	0.7%	0.7%	0.7%
% of FP17s Relating to Continuations	71	5,888	1.2%	1.0%	0.8%	0.8%
% of Patients satisfied with the dentistry they have received	2	2	N/A	91.9%	93.2%	93.5%
% of Patients satisfied with the time they had to wait for an appointment	2	2	N/A	86.7%	88.5%	87.4%

* This is based on patients treated on this contract for their most recent course of treatment. Figures in italics indicate the base number of FP17s or Patient Questionnaire responses are less than 100. N/A is shown where the base number of responses is less than 10 during the period. % is calculated as Quantity/Base number*100

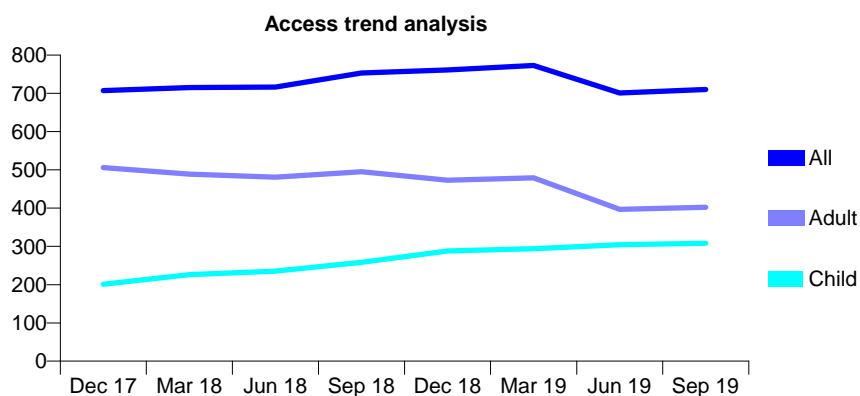
Q55 - Vital Signs At a Glance Contract Report for 219029/0003 - September 2019

Name or company name	MR A MARSHALL
Contract type name	GDS Contract
Purpose of contract	General
Contract start date	02/03/2009
Contract end date	

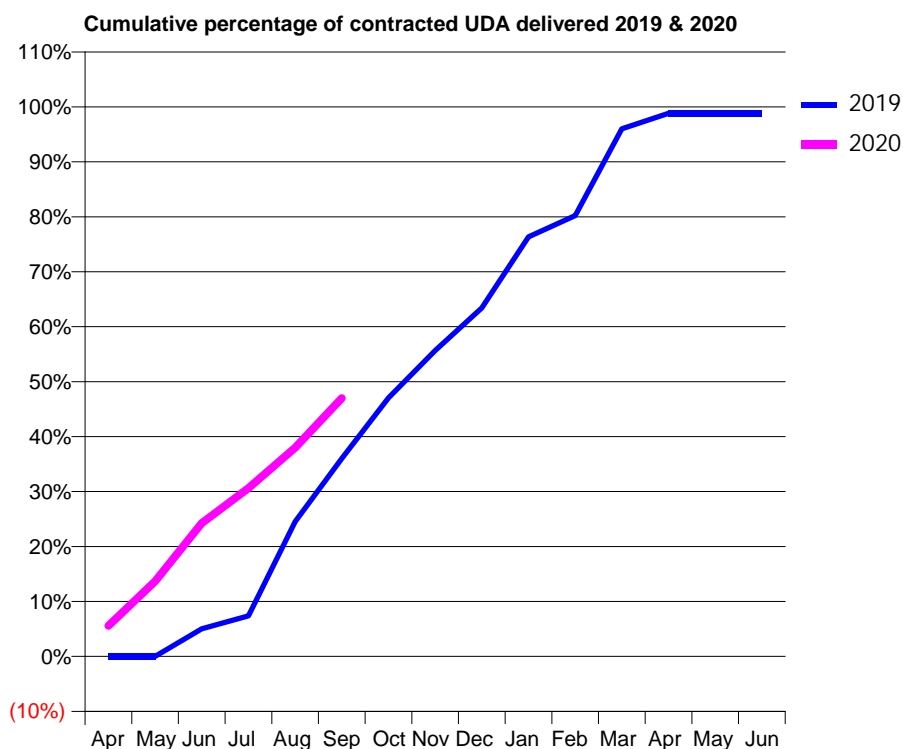
19/20 Contracted general activity (UDA)	1,698
Carry forward general activity (UDA)	0
19/20 Contracted orthodontic activity (UOA)	0
Carry forward orthodontic activity (UOA)	0
Baseline contract value	£44,840.12

ACCESS*

Patients seen in 24 months	Total	Change since previous quarter
Quarter ending September 2018	753	
Quarter ending December 2018	761	→
Quarter ending March 2019	773	→
Quarter ending June 2019	701	↓
Quarter ending September 2019	710	→
Variance since September 2018	(5.7%)	↓



ACTIVITY



Month	Adjusted Scheduled Activity (UDA)	
	2019	2020
April	0	95
May	0	232
June	85	412
July	125	520
August	417	645
September	612	798
October	799	
November	945	
December	1,077	
January	1,296	
February	1,362	
March	1,630	
April	1,678	
May	1,678	
June	1,678	

QUALITY

	Quantity	Base Number	Contract	AT	Region	England
% of FP17s for the same patient ID Re-attending within 3 months - Children	50	317	15.8%	10.0%	11.3%	11.5%
% of FP17s for the same patient ID Re-attending within 3 months - Adults	25	173	14.5%	13.5%	14.7%	15.4%
% of FP17s for the same patient ID Re-attending between 3 & 9 months - Children	189	317	59.6%	63.2%	60.8%	59.7%
% of FP17s for the same patient ID Re-attending between 3 & 9 months - Adults	71	173	41.0%	56.9%	52.8%	51.7%
% of FP17s for Band 1 Urgent Courses	0	465	0.0%	6.8%	8.2%	9.2%
% of FP17s Relating to Free Repair or Replacements	0	465	0.0%	0.7%	0.7%	0.7%
% of FP17s Relating to Continuations	13	465	2.8%	1.0%	0.8%	0.8%
% of Patients satisfied with the dentistry they have received	1	1	N/A	91.9%	93.2%	93.5%
% of Patients satisfied with the time they had to wait for an appointment	1	1	N/A	86.7%	88.5%	87.4%

* This is based on patients treated on this contract for their most recent course of treatment. Figures in italics indicate the base number of FP17s or Patient Questionnaire responses are less than 100. N/A is shown where the base number of responses is less than 10 during the period. % is calculated as Quantity/Base number*100

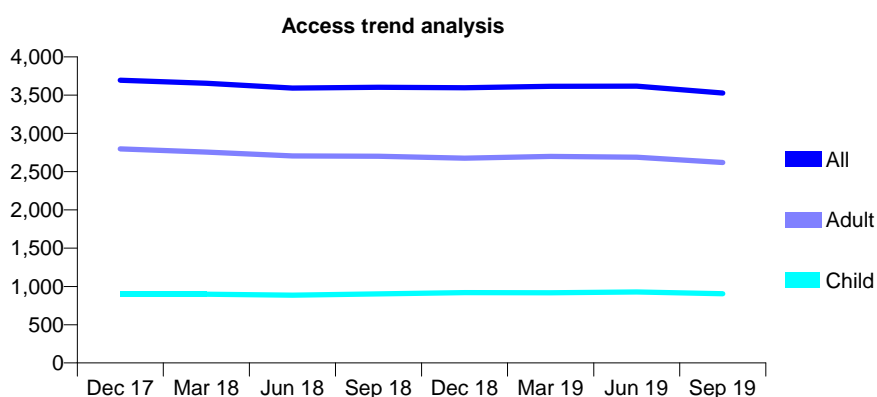
Q55 - Vital Signs At a Glance Contract Report for 219592/0001 - September 2019

Name or company name	MR M AFZAL
Contract type name	GDS Contract
Purpose of contract	General
Contract start date	01/04/2006
Contract end date	

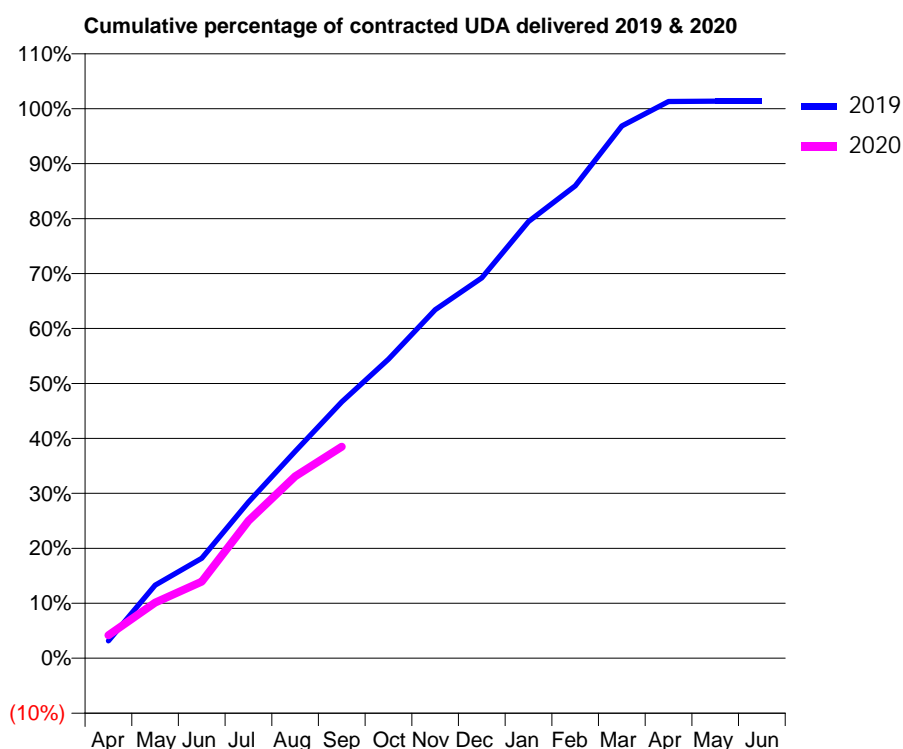
19/20 Contracted general activity (UDA)	11,677
Carry forward general activity (UDA)	0
19/20 Contracted orthodontic activity (UOA)	0
Carry forward orthodontic activity (UOA)	0
Baseline contract value	£258,325.21

ACCESS*

Patients seen in 24 months	Total	Change since previous quarter
Quarter ending September 2018	3,602	
Quarter ending December 2018	3,596	→
Quarter ending March 2019	3,616	→
Quarter ending June 2019	3,617	→
Quarter ending September 2019	3,526	↓
Variance since September 2018	(2.1%)	↓



ACTIVITY



Month	2019	2020
April	368	487
May	1,555	1,183
June	2,125	1,627
July	3,316	2,920
August	4,395	3,863
September	5,446	4,495
October	6,354	
November	7,406	
December	8,081	
January	9,279	
February	10,037	
March	11,307	
April	11,828	
May	11,834	
June	11,834	

QUALITY

	Quantity	Base Number	Contract	AT	Region	England
% of FP17s for the same patient ID Re-attending within 3 months - Children	41	478	8.6%	10.0%	11.3%	11.5%
% of FP17s for the same patient ID Re-attending within 3 months - Adults	193	1,273	15.2%	13.5%	14.7%	15.4%
% of FP17s for the same patient ID Re-attending between 3 & 9 months - Children	172	478	36.0%	63.2%	60.8%	59.7%
% of FP17s for the same patient ID Re-attending between 3 & 9 months - Adults	515	1,273	40.5%	56.9%	52.8%	51.7%
% of FP17s for Band 1 Urgent Courses	39	1,578	2.5%	6.8%	8.2%	9.2%
% of FP17s Relating to Free Repair or Replacements	9	1,578	0.6%	0.7%	0.7%	0.7%
% of FP17s Relating to Continuations	69	1,578	4.4%	1.0%	0.8%	0.8%
% of Patients satisfied with the dentistry they have received	2	2	N/A	91.9%	93.2%	93.5%
% of Patients satisfied with the time they had to wait for an appointment	2	2	N/A	86.7%	88.5%	87.4%

* This is based on patients treated on this contract for their most recent course of treatment. Figures in italics indicate the base number of FP17s or Patient Questionnaire responses are less than 100. N/A is shown where the base number of responses is less than 10 during the period. % is calculated as Quantity/Base number*100

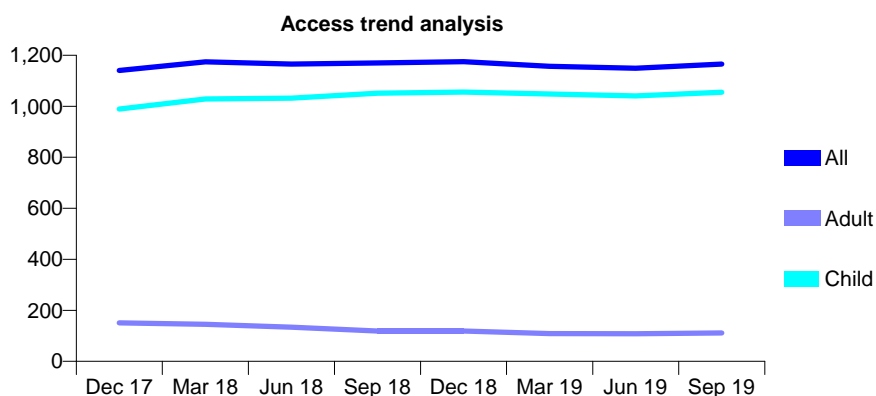
Q55 - Vital Signs At a Glance Contract Report for 222712/0001 - September 2019

Name or company name	MR CM KIRKPATRICK
Contract type name	GDS Contract
Purpose of contract	General
Contract start date	01/04/2006
Contract end date	

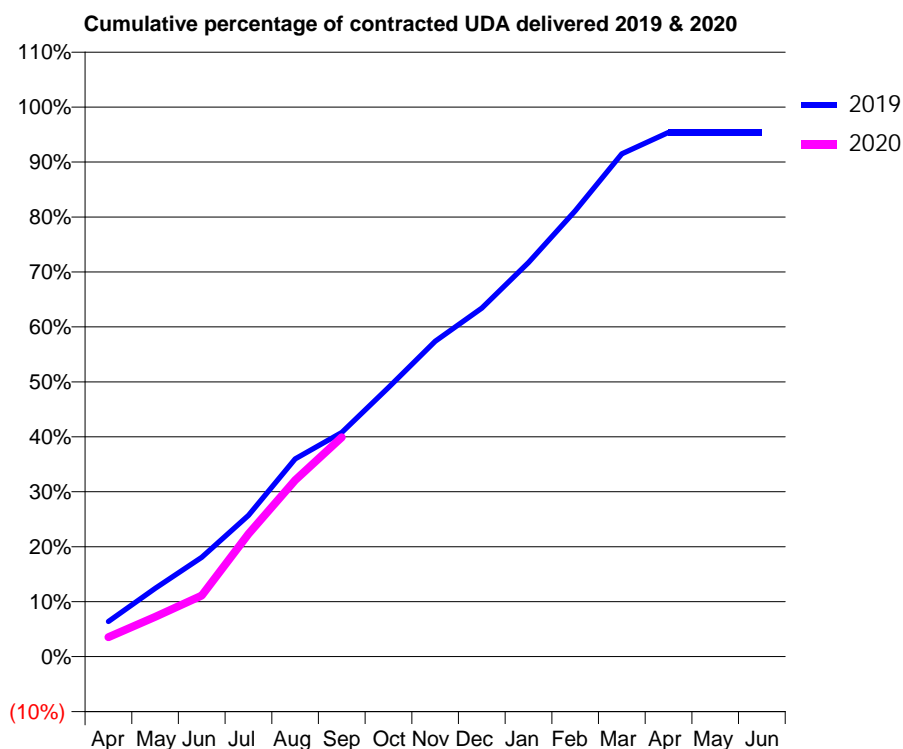
19/20 Contracted general activity (UDA)	3,289
Carry forward general activity (UDA)	0
19/20 Contracted orthodontic activity (UOA)	0
Carry forward orthodontic activity (UOA)	0
Baseline contract value	£84,914.62

ACCESS*

Patients seen in 24 months	Total	Change since previous quarter
Quarter ending September 2018	1,170	
Quarter ending December 2018	1,175	→
Quarter ending March 2019	1,157	↓
Quarter ending June 2019	1,149	→
Quarter ending September 2019	1,166	→
Variance since September 2018	(0.3%)	→



ACTIVITY



Month	Adjusted Scheduled Activity (UDA)	
	2019	2020
April	210	117
May	409	238
June	594	366
July	846	734
August	1,183	1,056
September	1,342	1,313
October	1,610	
November	1,887	
December	2,086	
January	2,359	
February	2,668	
March	3,009	
April	3,137	
May	3,137	
June	3,137	

QUALITY

	Quantity	Base Number	Contract	AT	Region	England
% of FP17s for the same patient ID Re-attending within 3 months - Children	77	1,011	7.6%	10.0%	11.3%	11.5%
% of FP17s for the same patient ID Re-attending within 3 months - Adults	2	26	7.7%	13.5%	14.7%	15.4%
% of FP17s for the same patient ID Re-attending between 3 & 9 months - Children	743	1,011	73.5%	63.2%	60.8%	59.7%
% of FP17s for the same patient ID Re-attending between 3 & 9 months - Adults	20	26	76.9%	56.9%	52.8%	51.7%
% of FP17s for Band 1 Urgent Courses	48	957	5.0%	6.8%	8.2%	9.2%
% of FP17s Relating to Free Repair or Replacements	0	957	0.0%	0.7%	0.7%	0.7%
% of FP17s Relating to Continuations	5	957	0.5%	1.0%	0.8%	0.8%
% of Patients satisfied with the dentistry they have received	0	0	N/A	91.9%	93.2%	93.5%
% of Patients satisfied with the time they had to wait for an appointment	0	0	N/A	86.7%	88.5%	87.4%

* This is based on patients treated on this contract for their most recent course of treatment. Figures in italics indicate the base number of FP17s or Patient Questionnaire responses are less than 100. N/A is shown where the base number of responses is less than 10 during the period. % is calculated as Quantity/Base number*100

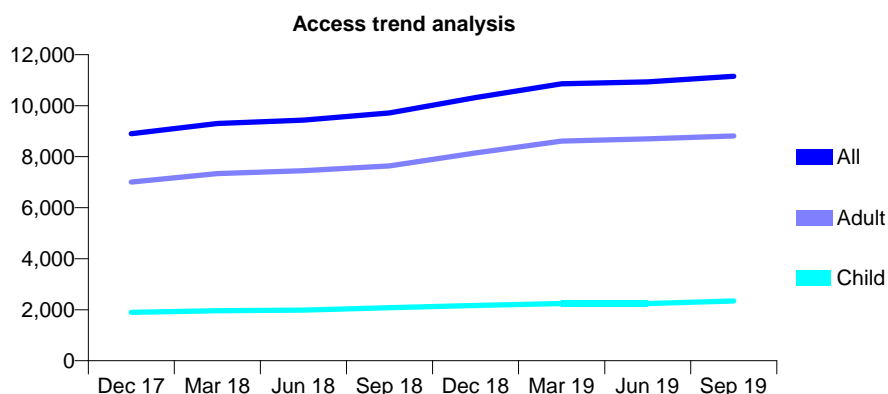
Q55 - Vital Signs At a Glance Contract Report for 231436/0002 - September 2019

Name or company name	MR JP GALE
Contract type name	GDS Contract
Purpose of contract	General
Contract start date	01/04/2006
Contract end date	

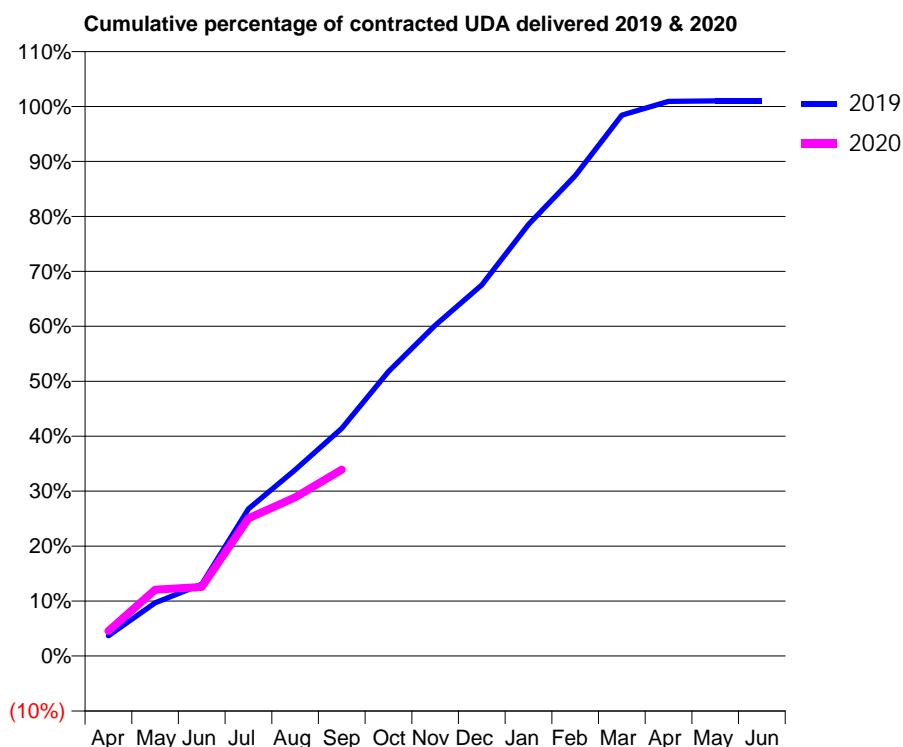
19/20 Contracted general activity (UDA)	29,829
Carry forward general activity (UDA)	0
19/20 Contracted orthodontic activity (UOA)	0
Carry forward orthodontic activity (UOA)	0
Baseline contract value	£722,460.97

ACCESS*

Patients seen in 24 months	Total	Change since previous quarter
Quarter ending September 2018	9,718	
Quarter ending December 2018	10,318	↑
Quarter ending March 2019	10,860	↑
Quarter ending June 2019	10,938	→
Quarter ending September 2019	11,158	↑
Variance since September 2018	14.8%	↑



ACTIVITY



Month	Adjusted Scheduled Activity (UDA)	
	2019	2020
April	1,099	1,361
May	2,894	3,598
June	3,897	3,756
July	7,987	7,476
August	10,105	8,621
September	12,358	10,116
October	15,444	
November	17,953	
December	20,144	
January	23,425	
February	26,079	
March	29,360	
April	30,101	
May	30,129	
June	30,132	

QUALITY

	Quantity	Base Number	Contract	AT	Region	England
% of FP17s for the same patient ID Re-attending within 3 months - Children	85	1,401	6.1%	10.0%	11.3%	11.5%
% of FP17s for the same patient ID Re-attending within 3 months - Adults	579	5,187	11.2%	13.5%	14.7%	15.4%
% of FP17s for the same patient ID Re-attending between 3 & 9 months - Children	919	1,401	65.6%	63.2%	60.8%	59.7%
% of FP17s for the same patient ID Re-attending between 3 & 9 months - Adults	3,375	5,187	65.1%	56.9%	52.8%	51.7%
% of FP17s for Band 1 Urgent Courses	189	6,177	3.1%	6.8%	8.2%	9.2%
% of FP17s Relating to Free Repair or Replacements	97	6,177	1.6%	0.7%	0.7%	0.7%
% of FP17s Relating to Continuations	34	6,177	0.6%	1.0%	0.8%	0.8%
% of Patients satisfied with the dentistry they have received	7	7	N/A	91.9%	93.2%	93.5%
% of Patients satisfied with the time they had to wait for an appointment	7	7	N/A	86.7%	88.5%	87.4%

* This is based on patients treated on this contract for their most recent course of treatment. Figures in italics indicate the base number of FP17s or Patient Questionnaire responses are less than 100. N/A is shown where the base number of responses is less than 10 during the period. % is calculated as Quantity/Base number*100

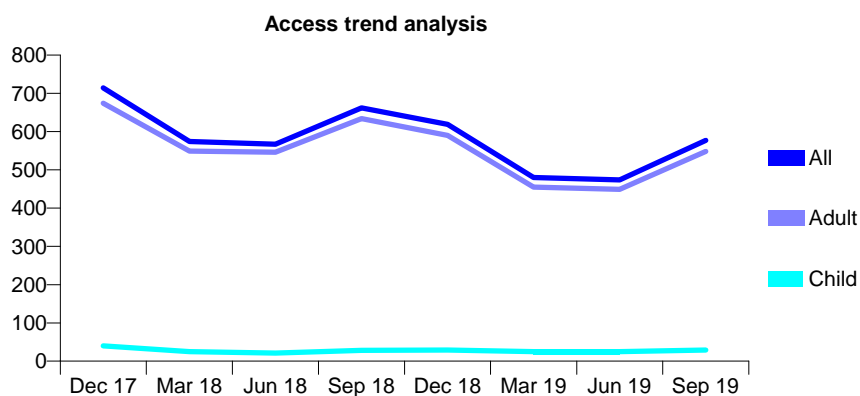
Q55 - Vital Signs At a Glance Contract Report for 231436/0003 - September 2019

Name or company name	MR JP GALE
Contract type name	GDS Contract
Purpose of contract	General
Contract start date	01/07/2008
Contract end date	

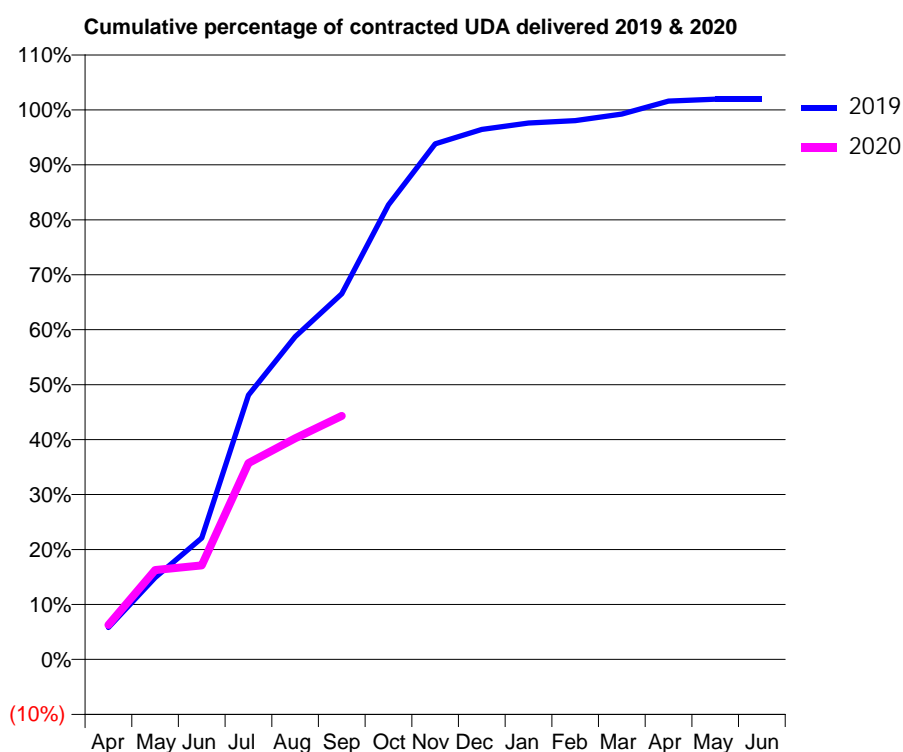
19/20 Contracted general activity (UDA)	2,150
Carry forward general activity (UDA)	0
19/20 Contracted orthodontic activity (UOA)	0
Carry forward orthodontic activity (UOA)	0
Baseline contract value	£83,711.15

ACCESS*

Patients seen in 24 months	Total	Change since previous quarter
Quarter ending September 2018	662	
Quarter ending December 2018	619	↓
Quarter ending March 2019	480	↓
Quarter ending June 2019	474	↓
Quarter ending September 2019	577	↑
Variance since September 2018	(12.8%)	↓



ACTIVITY



Month	2019	2020
April	125	135
May	320	350
June	475	368
July	1,034	768
August	1,262	865
September	1,430	953
October	1,778	
November	2,017	
December	2,073	
January	2,098	
February	2,107	
March	2,133	
April	2,184	
May	2,191	
June	2,191	

QUALITY

	Quantity	Base Number	Contract	AT	Region	England
% of FP17s for the same patient ID Re-attending within 3 months - Children	0	10	0.0%	10.0%	11.3%	11.5%
% of FP17s for the same patient ID Re-attending within 3 months - Adults	2	290	0.7%	13.5%	14.7%	15.4%
% of FP17s for the same patient ID Re-attending between 3 & 9 months - Children	0	10	0.0%	63.2%	60.8%	59.7%
% of FP17s for the same patient ID Re-attending between 3 & 9 months - Adults	2	290	0.7%	56.9%	52.8%	51.7%
% of FP17s for Band 1 Urgent Courses	0	284	0.0%	6.8%	8.2%	9.2%
% of FP17s Relating to Free Repair or Replacements	1	284	0.4%	0.7%	0.7%	0.7%
% of FP17s Relating to Continuations	1	284	0.4%	1.0%	0.8%	0.8%
% of Patients satisfied with the dentistry they have received	0	0	N/A	91.9%	93.2%	93.5%
% of Patients satisfied with the time they had to wait for an appointment	0	0	N/A	86.7%	88.5%	87.4%

* This is based on patients treated on this contract for their most recent course of treatment. Figures in italics indicate the base number of FP17s or Patient Questionnaire responses are less than 100. N/A is shown where the base number of responses is less than 10 during the period. % is calculated as Quantity/Base number*100

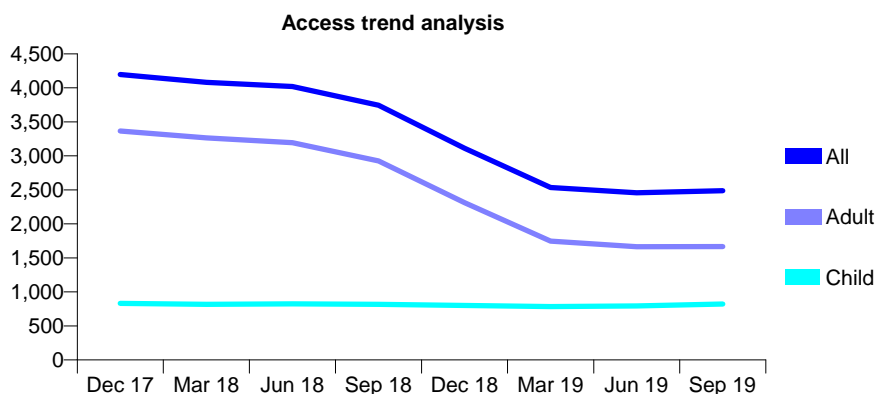
Q55 - Vital Signs At a Glance Contract Report for 244007/0001 - September 2019

Name or company name	MR DK JAIRATH
Contract type name	GDS Contract
Purpose of contract	General
Contract start date	01/04/2006
Contract end date	

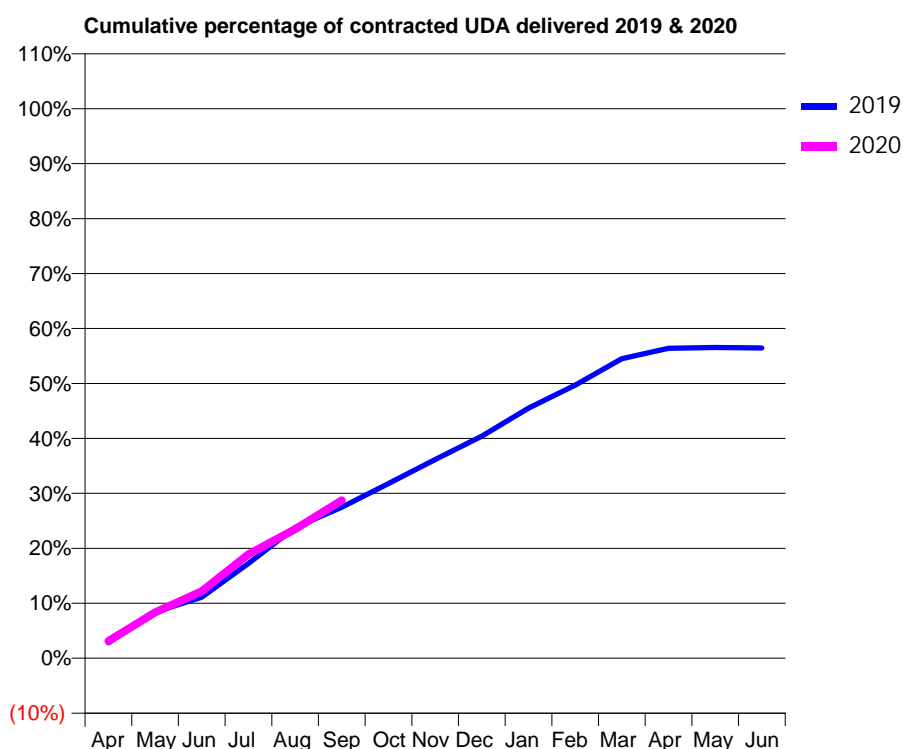
19/20 Contracted general activity (UDA)	12,965
Carry forward general activity (UDA)	0
19/20 Contracted orthodontic activity (UOA)	0
Carry forward orthodontic activity (UOA)	0
Baseline contract value	£286,190.52

ACCESS*

Patients seen in 24 months	Total	Change since previous quarter
Quarter ending September 2018	3,744	
Quarter ending December 2018	3,113	↓
Quarter ending March 2019	2,535	↓
Quarter ending June 2019	2,458	↓
Quarter ending September 2019	2,490	→
Variance since September 2018	(33.5%)	↓



ACTIVITY



Month	2019	2020
April	365	409
May	1,089	1,083
June	1,440	1,582
July	2,240	2,452
August	3,085	3,046
September	3,564	3,727
October	4,125	
November	4,688	
December	5,241	
January	5,899	
February	6,443	
March	7,065	
April	7,313	
May	7,330	
June	7,318	

QUALITY

	Quantity	Base Number	Contract	AT	Region	England
% of FP17s for the same patient ID Re-attending within 3 months - Children	74	794	9.3%	10.0%	11.3%	11.5%
% of FP17s for the same patient ID Re-attending within 3 months - Adults	114	1,220	9.3%	13.5%	14.7%	15.4%
% of FP17s for the same patient ID Re-attending between 3 & 9 months - Children	538	794	67.8%	63.2%	60.8%	59.7%
% of FP17s for the same patient ID Re-attending between 3 & 9 months - Adults	711	1,220	58.3%	56.9%	52.8%	51.7%
% of FP17s for Band 1 Urgent Courses	70	1,873	3.7%	6.8%	8.2%	9.2%
% of FP17s Relating to Free Repair or Replacements	17	1,873	0.9%	0.7%	0.7%	0.7%
% of FP17s Relating to Continuations	5	1,873	0.3%	1.0%	0.8%	0.8%
% of Patients satisfied with the dentistry they have received	0	0	N/A	91.9%	93.2%	93.5%
% of Patients satisfied with the time they had to wait for an appointment	0	0	N/A	86.7%	88.5%	87.4%

* This is based on patients treated on this contract for their most recent course of treatment.

Figures in italics indicate the base number of FP17s or Patient Questionnaire responses are less than 100. N/A is shown where the base number of responses is less than 10 during the period. % is calculated as Quantity/Base number*100

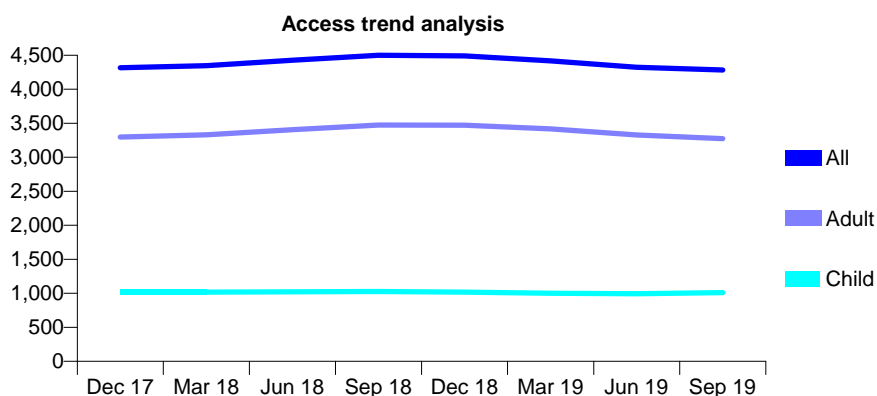
Q55 - Vital Signs At a Glance Contract Report for 245410/0001 - September 2019

Name or company name	MR AK CHAND
Contract type name	GDS Contract
Purpose of contract	General
Contract start date	01/04/2006
Contract end date	

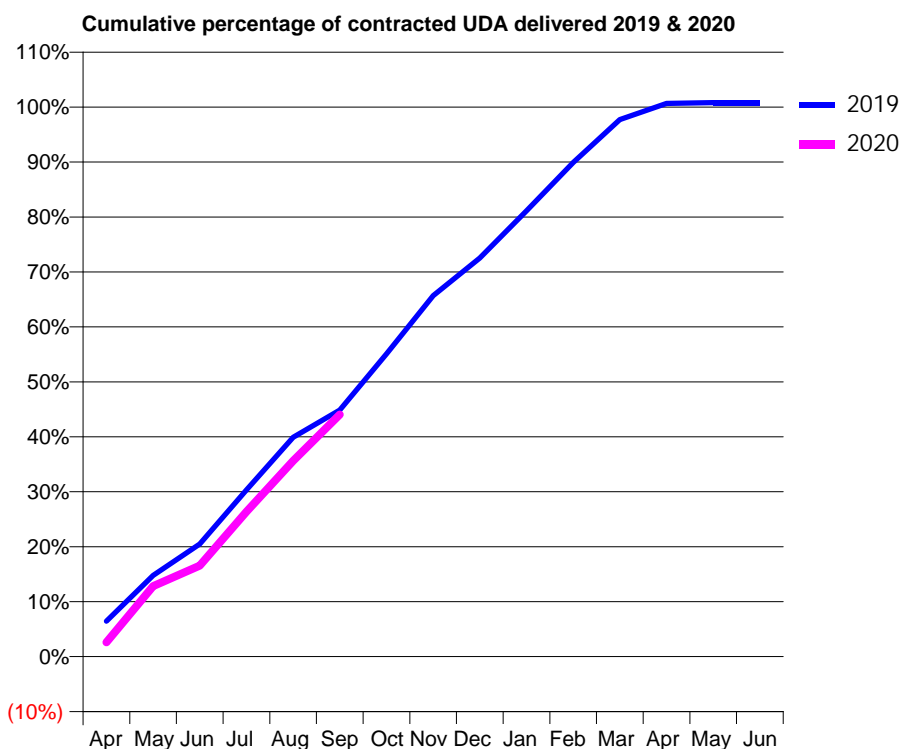
19/20 Contracted general activity (UDA)	13,120
Carry forward general activity (UDA)	0
19/20 Contracted orthodontic activity (UOA)	0
Carry forward orthodontic activity (UOA)	0
Baseline contract value	£331,342.59

ACCESS*

Patients seen in 24 months	Total	Change since previous quarter
Quarter ending September 2018	4,499	
Quarter ending December 2018	4,491	→
Quarter ending March 2019	4,416	↓
Quarter ending June 2019	4,322	↓
Quarter ending September 2019	4,284	→
Variance since September 2018	(4.8%)	↓



ACTIVITY



Month	Adjusted Scheduled Activity (UDA)	
	2019	2020
April	845	342
May	1,939	1,682
June	2,688	2,174
July	3,979	3,459
August	5,237	4,677
September	5,886	5,781
October	7,227	
November	8,618	
December	9,516	
January	10,642	
February	11,799	
March	12,820	
April	13,210	
May	13,228	
June	13,229	

QUALITY

	Quantity	Base Number	Contract	AT	Region	England
% of FP17s for the same patient ID Re-attending within 3 months - Children	54	937	5.8%	10.0%	11.3%	11.5%
% of FP17s for the same patient ID Re-attending within 3 months - Adults	314	2,988	10.5%	13.5%	14.7%	15.4%
% of FP17s for the same patient ID Re-attending between 3 & 9 months - Children	696	937	74.3%	63.2%	60.8%	59.7%
% of FP17s for the same patient ID Re-attending between 3 & 9 months - Adults	2,305	2,988	77.1%	56.9%	52.8%	51.7%
% of FP17s for Band 1 Urgent Courses	127	3,721	3.4%	6.8%	8.2%	9.2%
% of FP17s Relating to Free Repair or Replacements	47	3,721	1.3%	0.7%	0.7%	0.7%
% of FP17s Relating to Continuations	23	3,721	0.6%	1.0%	0.8%	0.8%
% of Patients satisfied with the dentistry they have received	2	2	N/A	91.9%	93.2%	93.5%
% of Patients satisfied with the time they had to wait for an appointment	2	2	N/A	86.7%	88.5%	87.4%

* This is based on patients treated on this contract for their most recent course of treatment. Figures in italics indicate the base number of FP17s or Patient Questionnaire responses are less than 100. N/A is shown where the base number of responses is less than 10 during the period. % is calculated as Quantity/Base number*100

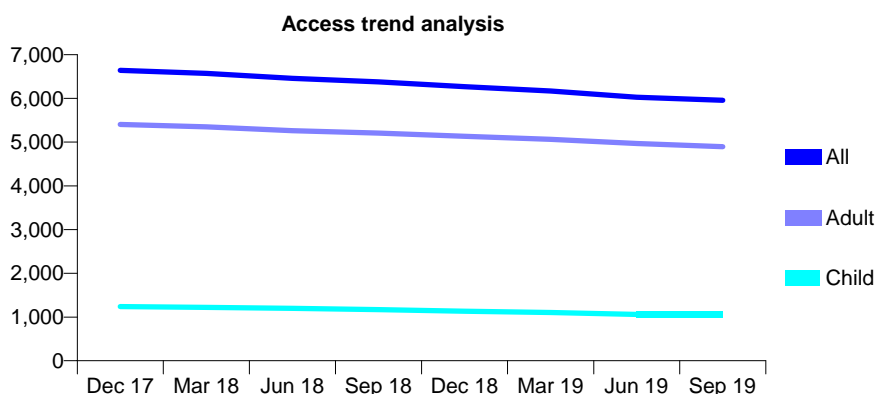
Q55 - Vital Signs At a Glance Contract Report for 256595/0001 - September 2019

Name or company name	MISS NL STEVENS
Contract type name	GDS Contract
Purpose of contract	General
Contract start date	26/11/2009
Contract end date	

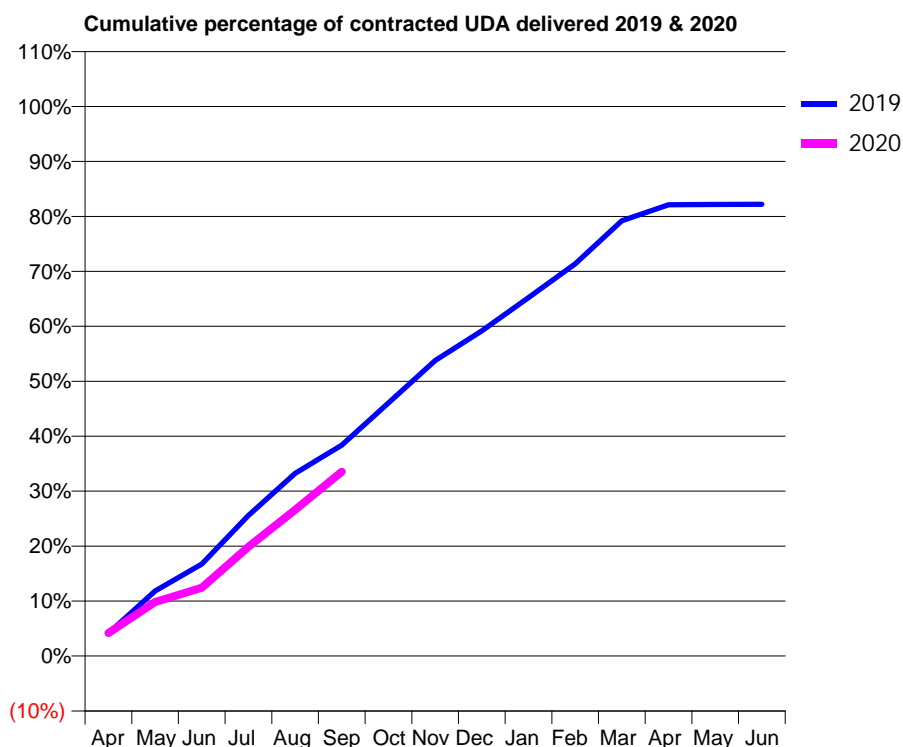
19/20 Contracted general activity (UDA)	22,639
Carry forward general activity (UDA)	0
19/20 Contracted orthodontic activity (UOA)	0
Carry forward orthodontic activity (UOA)	0
Baseline contract value	£531,864.74

ACCESS*

Patients seen in 24 months	Total	Change since previous quarter
Quarter ending September 2018	6,375	
Quarter ending December 2018	6,269	↓
Quarter ending March 2019	6,168	↓
Quarter ending June 2019	6,027	↓
Quarter ending September 2019	5,955	↓
Variance since September 2018	(6.6%)	↓



ACTIVITY



Month	Adjusted Scheduled Activity (UDA)	
	2019	2020
April	945	946
May	2,678	2,225
June	3,790	2,807
July	5,792	4,502
August	7,524	6,023
September	8,687	7,595
October	10,427	
November	12,178	
December	13,393	
January	14,767	
February	16,155	
March	17,929	
April	18,591	
May	18,598	
June	18,609	

QUALITY

	Quantity	Base Number	Contract	AT	Region	England
% of FP17s for the same patient ID Re-attending within 3 months - Children	57	859	6.6%	10.0%	11.3%	11.5%
% of FP17s for the same patient ID Re-attending within 3 months - Adults	400	3,597	11.1%	13.5%	14.7%	15.4%
% of FP17s for the same patient ID Re-attending between 3 & 9 months - Children	615	859	71.6%	63.2%	60.8%	59.7%
% of FP17s for the same patient ID Re-attending between 3 & 9 months - Adults	2,198	3,597	61.1%	56.9%	52.8%	51.7%
% of FP17s for Band 1 Urgent Courses	189	4,158	4.5%	6.8%	8.2%	9.2%
% of FP17s Relating to Free Repair or Replacements	26	4,158	0.6%	0.7%	0.7%	0.7%
% of FP17s Relating to Continuations	51	4,158	1.2%	1.0%	0.8%	0.8%
% of Patients satisfied with the dentistry they have received	3	3	N/A	91.9%	93.2%	93.5%
% of Patients satisfied with the time they had to wait for an appointment	3	3	N/A	86.7%	88.5%	87.4%

* This is based on patients treated on this contract for their most recent course of treatment. Figures in italics indicate the base number of FP17s or Patient Questionnaire responses are less than 100. N/A is shown where the base number of responses is less than 10 during the period. % is calculated as Quantity/Base number*100

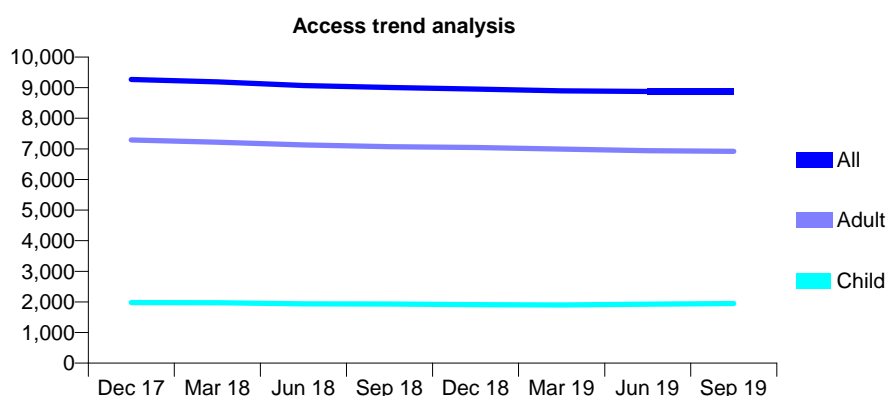
Q55 - Vital Signs At a Glance Contract Report for 269891/0001 - September 2019

Name or company name	Westdale Dental
Contract type name	GDS Contract
Purpose of contract	General and Orthodontic
Contract start date	01/04/2008
Contract end date	

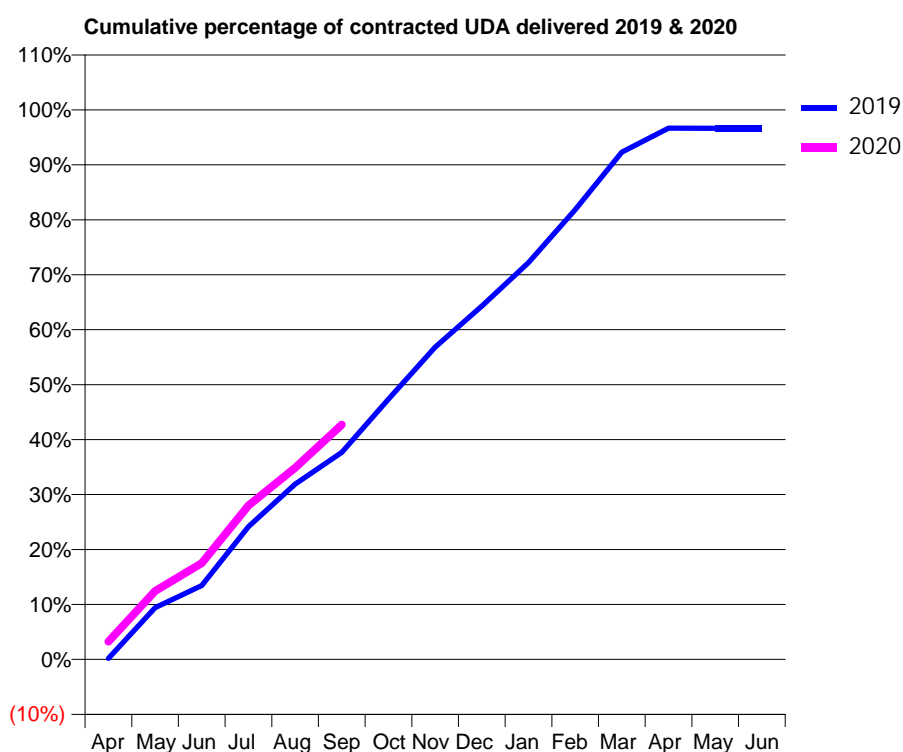
19/20 Contracted general activity (UDA)	24,872
Carry forward general activity (UDA)	0
19/20 Contracted orthodontic activity (UOA)	800
Carry forward orthodontic activity (UOA)	0
Baseline contract value	£674,461.51

ACCESS*

Patients seen in 24 months	Total	Change since previous quarter
Quarter ending September 2018	9,003	
Quarter ending December 2018	8,954	→
Quarter ending March 2019	8,897	→
Quarter ending June 2019	8,875	→
Quarter ending September 2019	8,873	→
Variance since September 2018	(1.4%)	↓



ACTIVITY



Month	Adjusted Scheduled Activity (UDA)	
	2019	2020
April	45	808
May	2,348	3,100
June	3,348	4,358
July	6,008	6,969
August	7,933	8,676
September	9,369	10,625
October	11,785	
November	14,140	
December	15,989	
January	17,959	
February	20,354	
March	22,956	
April	24,043	
May	24,039	
June	24,040	

QUALITY

	Quantity	Base Number	Contract	AT	Region	England
% of FP17s for the same patient ID Re-attending within 3 months - Children	146	1,791	8.2%	10.0%	11.3%	11.5%
% of FP17s for the same patient ID Re-attending within 3 months - Adults	772	5,492	14.1%	13.5%	14.7%	15.4%
% of FP17s for the same patient ID Re-attending between 3 & 9 months - Children	1,335	1,791	74.5%	63.2%	60.8%	59.7%
% of FP17s for the same patient ID Re-attending between 3 & 9 months - Adults	3,595	5,492	65.5%	56.9%	52.8%	51.7%
% of FP17s for Band 1 Urgent Courses	459	6,668	6.9%	6.8%	8.2%	9.2%
% of FP17s Relating to Free Repair or Replacements	53	6,668	0.8%	0.7%	0.7%	0.7%
% of FP17s Relating to Continuations	48	6,668	0.7%	1.0%	0.8%	0.8%
% of Patients satisfied with the dentistry they have received	3	4	N/A	91.9%	93.2%	93.5%
% of Patients satisfied with the time they had to wait for an appointment	4	4	N/A	86.7%	88.5%	87.4%

* This is based on patients treated on this contract for their most recent course of treatment. Figures in italics indicate the base number of FP17s or Patient Questionnaire responses are less than 100. N/A is shown where the base number of responses is less than 10 during the period. % is calculated as Quantity/Base number*100

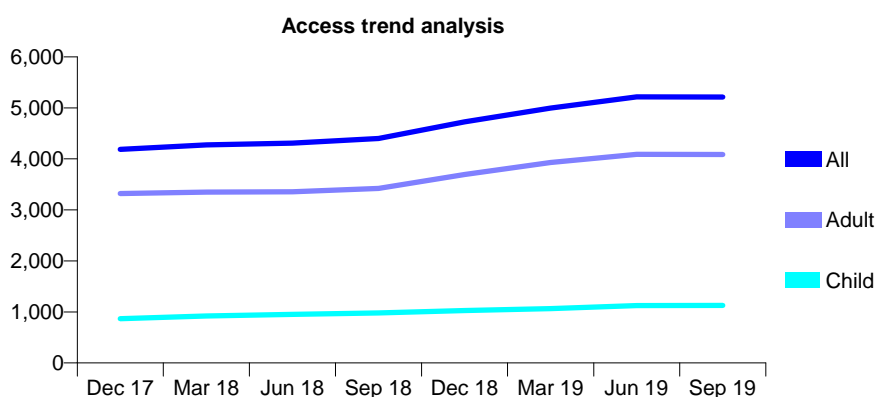
Q55 - Vital Signs At a Glance Contract Report for 279048/0001 - September 2019

Name or company name	MR R KHATIB
Contract type name	GDS Contract
Purpose of contract	General
Contract start date	01/08/2011
Contract end date	

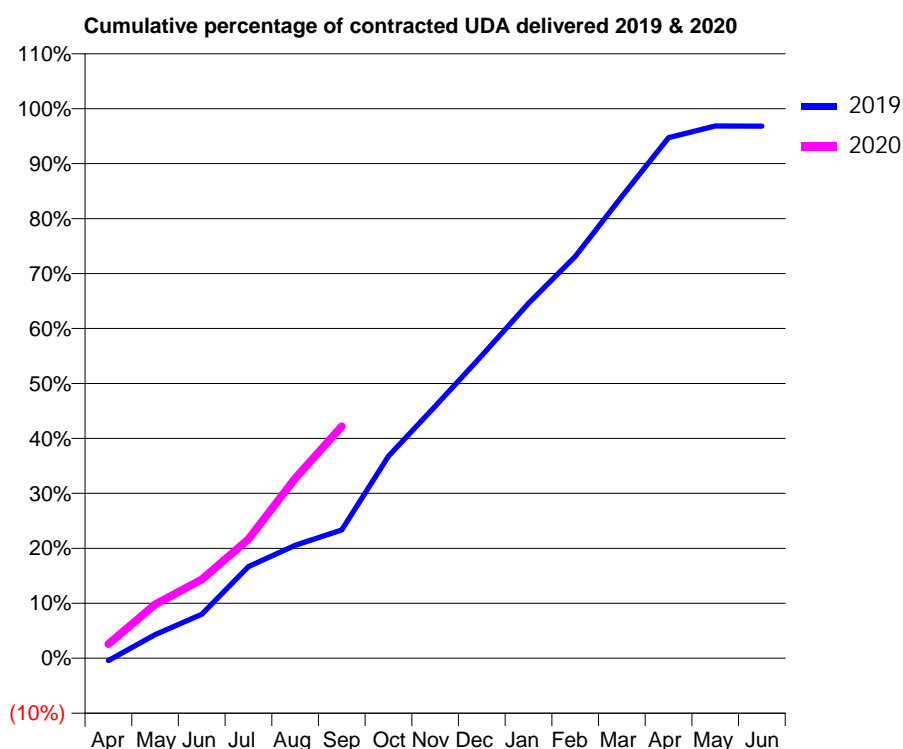
19/20 Contracted general activity (UDA)	13,607
Carry forward general activity (UDA)	0
19/20 Contracted orthodontic activity (UOA)	0
Carry forward orthodontic activity (UOA)	0
Baseline contract value	£318,095.55

ACCESS*

Patients seen in 24 months	Total	Change since previous quarter
Quarter ending September 2018	4,399	
Quarter ending December 2018	4,726	↑
Quarter ending March 2019	4,998	↑
Quarter ending June 2019	5,216	↑
Quarter ending September 2019	5,211	→
Variance since September 2018	18.5%	↑



ACTIVITY



Month	2019	2020
April	-60	353
May	585	1,332
June	1,087	1,945
July	2,269	2,947
August	2,796	4,453
September	3,177	5,740
October	5,004	
November	6,238	
December	7,492	
January	8,788	
February	9,949	
March	11,430	
April	12,888	
May	13,177	
June	13,174	

QUALITY

	Quantity	Base Number	Contract	AT	Region	England
% of FP17s for the same patient ID Re-attending within 3 months - Children	113	1,037	10.9%	10.0%	11.3%	11.5%
% of FP17s for the same patient ID Re-attending within 3 months - Adults	520	3,527	14.7%	13.5%	14.7%	15.4%
% of FP17s for the same patient ID Re-attending between 3 & 9 months - Children	684	1,037	66.0%	63.2%	60.8%	59.7%
% of FP17s for the same patient ID Re-attending between 3 & 9 months - Adults	2,106	3,527	59.7%	56.9%	52.8%	51.7%
% of FP17s for Band 1 Urgent Courses	224	3,201	7.0%	6.8%	8.2%	9.2%
% of FP17s Relating to Free Repair or Replacements	78	3,201	2.4%	0.7%	0.7%	0.7%
% of FP17s Relating to Continuations	40	3,201	1.2%	1.0%	0.8%	0.8%
% of Patients satisfied with the dentistry they have received	2	2	N/A	91.9%	93.2%	93.5%
% of Patients satisfied with the time they had to wait for an appointment	2	2	N/A	86.7%	88.5%	87.4%

* This is based on patients treated on this contract for their most recent course of treatment. Figures in italics indicate the base number of FP17s or Patient Questionnaire responses are less than 100. N/A is shown where the base number of responses is less than 10 during the period. % is calculated as Quantity/Base number*100

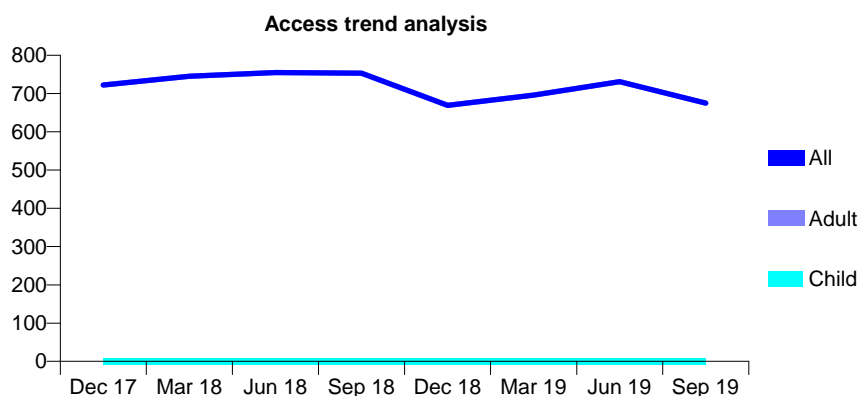
Q55 - Vital Signs At a Glance Contract Report for 279765/0001 - September 2019

Name or company name	MR MR NIEDZIELA
Contract type name	PDS Contract
Purpose of contract	General
Contract start date	01/01/2008
Contract end date	31/03/2020

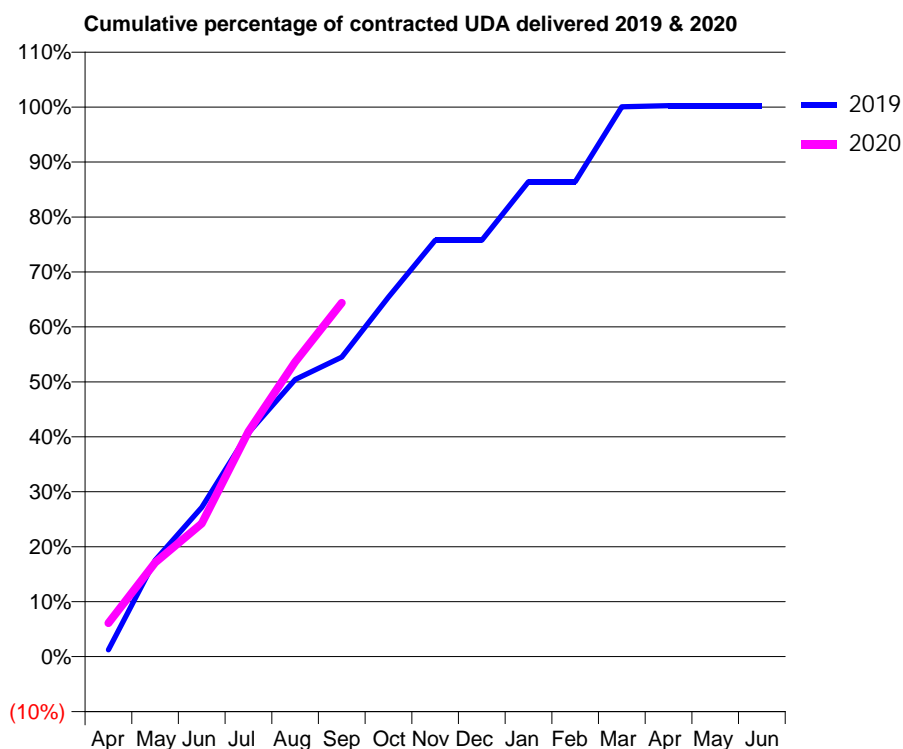
19/20 Contracted general activity (UDA)	2,000
Carry forward general activity (UDA)	0
19/20 Contracted orthodontic activity (UOA)	0
Carry forward orthodontic activity (UOA)	0
Baseline contract value	£91,086.69

ACCESS*

Patients seen in 24 months	Total	Change since previous quarter
Quarter ending September 2018	753	
Quarter ending December 2018	669	↓
Quarter ending March 2019	696	↑
Quarter ending June 2019	731	↑
Quarter ending September 2019	675	↓
Variance since September 2018	(10.4%)	↓



ACTIVITY



Month	Adjusted Scheduled Activity (UDA)	
	2019	2020
April	25	122
May	351	342
June	543	484
July	814	820
August	1,009	1,072
September	1,090	1,287
October	1,309	
November	1,516	
December	1,516	
January	1,729	
February	1,729	
March	2,001	
April	2,005	
May	2,005	
June	2,005	

QUALITY

	Quantity	Base Number	Contract	AT	Region	England
% of FP17s for the same patient ID Re-attending within 3 months - Children	0	0	N/A	10.0%	11.3%	11.5%
% of FP17s for the same patient ID Re-attending within 3 months - Adults	11	292	3.8%	13.5%	14.7%	15.4%
% of FP17s for the same patient ID Re-attending between 3 & 9 months - Children	0	0	N/A	63.2%	60.8%	59.7%
% of FP17s for the same patient ID Re-attending between 3 & 9 months - Adults	23	292	7.9%	56.9%	52.8%	51.7%
% of FP17s for Band 1 Urgent Courses	7	289	2.4%	6.8%	8.2%	9.2%
% of FP17s Relating to Free Repair or Replacements	0	289	0.0%	0.7%	0.7%	0.7%
% of FP17s Relating to Continuations	0	289	0.0%	1.0%	0.8%	0.8%
% of Patients satisfied with the dentistry they have received	0	1	N/A	91.9%	93.2%	93.5%
% of Patients satisfied with the time they had to wait for an appointment	1	1	N/A	86.7%	88.5%	87.4%

* This is based on patients treated on this contract for their most recent course of treatment. Figures in italics indicate the base number of FP17s or Patient Questionnaire responses are less than 100. N/A is shown where the base number of responses is less than 10 during the period. % is calculated as Quantity/Base number*100

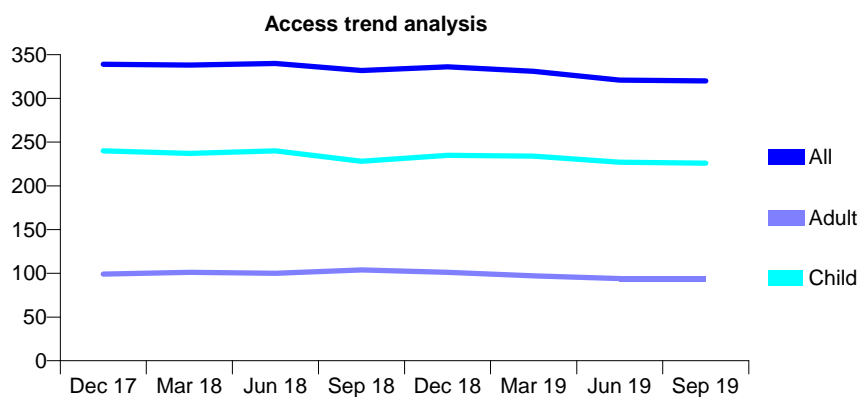
Q55 - Vital Signs At a Glance Contract Report for 323705/0001 - September 2019

Name or company name	MR MA ROBERTS
Contract type name	GDS Contract
Purpose of contract	General
Contract start date	01/04/2006
Contract end date	

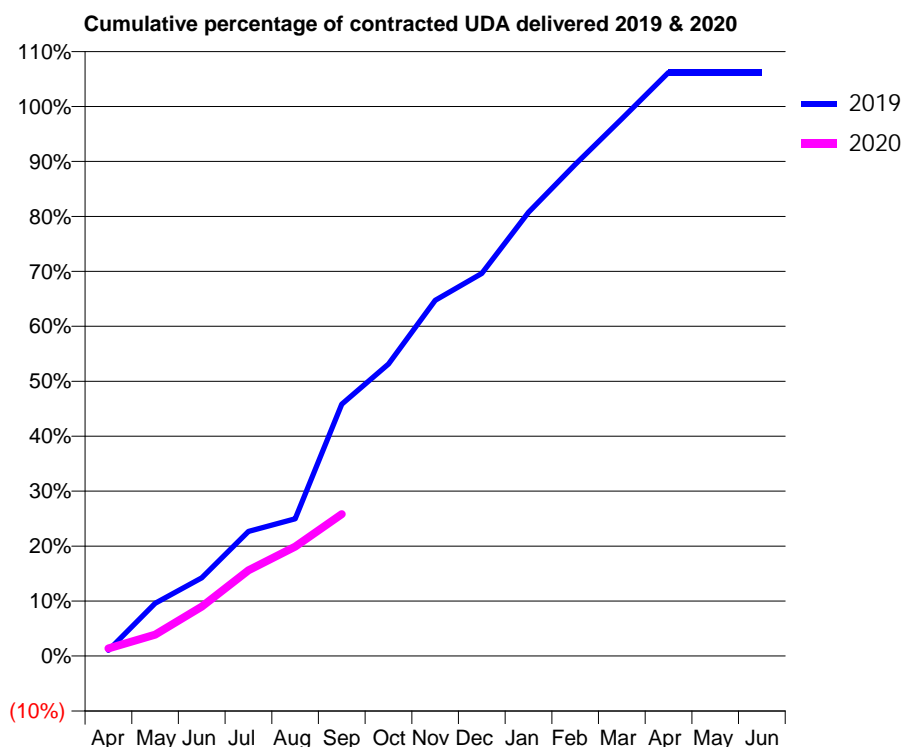
19/20 Contracted general activity (UDA)	1,000
Carry forward general activity (UDA)	0
19/20 Contracted orthodontic activity (UOA)	0
Carry forward orthodontic activity (UOA)	0
Baseline contract value	£25,827.00

ACCESS*

Patients seen in 24 months	Total	Change since previous quarter
Quarter ending September 2018	332	
Quarter ending December 2018	336	→
Quarter ending March 2019	331	↓
Quarter ending June 2019	321	↓
Quarter ending September 2019	320	→
Variance since September 2018	(3.6%)	↓



ACTIVITY



Month	Adjusted Scheduled Activity (UDA)	
	2019	2020
April	7	14
May	67	39
June	100	90
July	159	156
August	175	199
September	321	258
October	372	
November	453	
December	487	
January	565	
February	626	
March	684	
April	743	
May	743	
June	743	

QUALITY

	Quantity	Base Number	Contract	AT	Region	England
% of FP17s for the same patient ID Re-attending within 3 months - Children	16	206	7.8%	10.0%	11.3%	11.5%
% of FP17s for the same patient ID Re-attending within 3 months - Adults	3	39	7.7%	13.5%	14.7%	15.4%
% of FP17s for the same patient ID Re-attending between 3 & 9 months - Children	137	206	66.5%	63.2%	60.8%	59.7%
% of FP17s for the same patient ID Re-attending between 3 & 9 months - Adults	26	39	66.7%	56.9%	52.8%	51.7%
% of FP17s for Band 1 Urgent Courses	6	207	2.9%	6.8%	8.2%	9.2%
% of FP17s Relating to Free Repair or Replacements	0	207	0.0%	0.7%	0.7%	0.7%
% of FP17s Relating to Continuations	1	207	0.5%	1.0%	0.8%	0.8%
% of Patients satisfied with the dentistry they have received	0	0	N/A	91.9%	93.2%	93.5%
% of Patients satisfied with the time they had to wait for an appointment	0	0	N/A	86.7%	88.5%	87.4%

* This is based on patients treated on this contract for their most recent course of treatment. Figures in italics indicate the base number of FP17s or Patient Questionnaire responses are less than 100. N/A is shown where the base number of responses is less than 10 during the period. % is calculated as Quantity/Base number*100

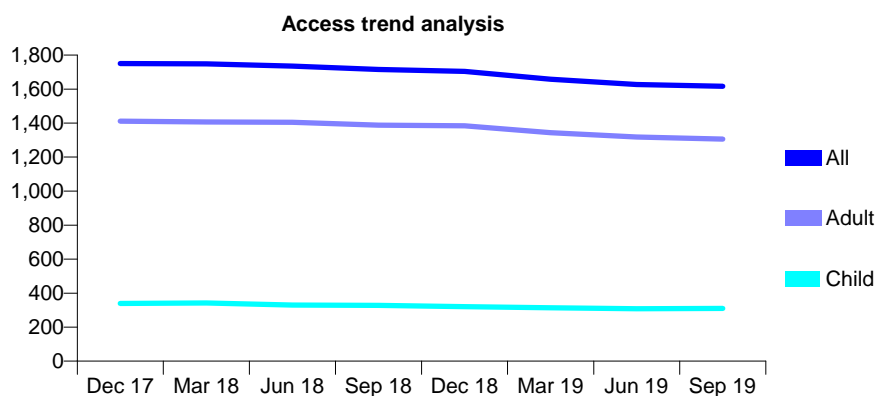
Q55 - Vital Signs At a Glance Contract Report for 326186/0001 - September 2019

Name or company name	MISS SJ THOMPSON
Contract type name	GDS Contract
Purpose of contract	General
Contract start date	01/04/2006
Contract end date	

19/20 Contracted general activity (UDA)	7,906
Carry forward general activity (UDA)	0
19/20 Contracted orthodontic activity (UOA)	0
Carry forward orthodontic activity (UOA)	0
Baseline contract value	£201,421.19

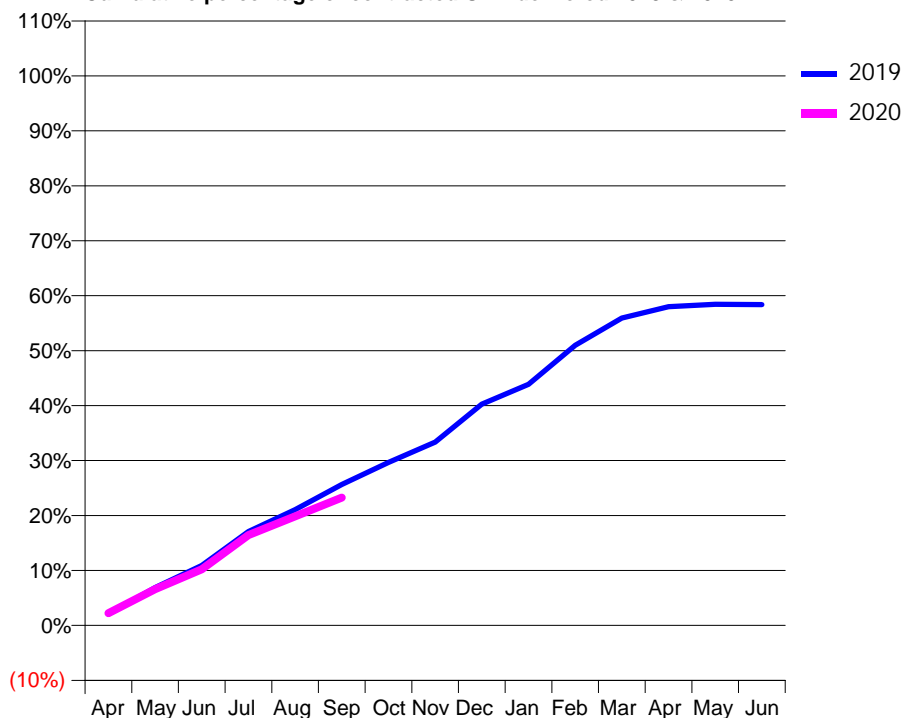
ACCESS*

Patients seen in 24 months	Total	Change since previous quarter
Quarter ending September 2018	1,716	
Quarter ending December 2018	1,704	→
Quarter ending March 2019	1,658	↓
Quarter ending June 2019	1,627	↓
Quarter ending September 2019	1,616	→
Variance since September 2018	(5.8%)	↓



ACTIVITY

Cumulative percentage of contracted UDA delivered 2019 & 2020



Adjusted Scheduled Activity (UDA)

Month	2019	2020
April	163	178
May	545	523
June	862	806
July	1,350	1,301
August	1,667	1,571
September	2,026	1,838
October	2,345	
November	2,638	
December	3,184	
January	3,470	
February	4,030	
March	4,421	
April	4,587	
May	4,618	
June	4,615	

QUALITY

	Quantity	Base Number	Contract	AT	Region	England
% of FP17s for the same patient ID Re-attending within 3 months - Children	3	186	1.6%	10.0%	11.3%	11.5%
% of FP17s for the same patient ID Re-attending within 3 months - Adults	127	734	17.3%	13.5%	14.7%	15.4%
% of FP17s for the same patient ID Re-attending between 3 & 9 months - Children	104	186	55.9%	63.2%	60.8%	59.7%
% of FP17s for the same patient ID Re-attending between 3 & 9 months - Adults	306	734	41.7%	56.9%	52.8%	51.7%
% of FP17s for Band 1 Urgent Courses	111	817	13.6%	6.8%	8.2%	9.2%
% of FP17s Relating to Free Repair or Replacements	18	817	2.2%	0.7%	0.7%	0.7%
% of FP17s Relating to Continuations	24	817	2.9%	1.0%	0.8%	0.8%
% of Patients satisfied with the dentistry they have received	1	1	N/A	91.9%	93.2%	93.5%
% of Patients satisfied with the time they had to wait for an appointment	1	1	N/A	86.7%	88.5%	87.4%

* This is based on patients treated on this contract for their most recent course of treatment. Figures in italics indicate the base number of FP17s or Patient Questionnaire responses are less than 100. N/A is shown where the base number of responses is less than 10 during the period. % is calculated as Quantity/Base number*100

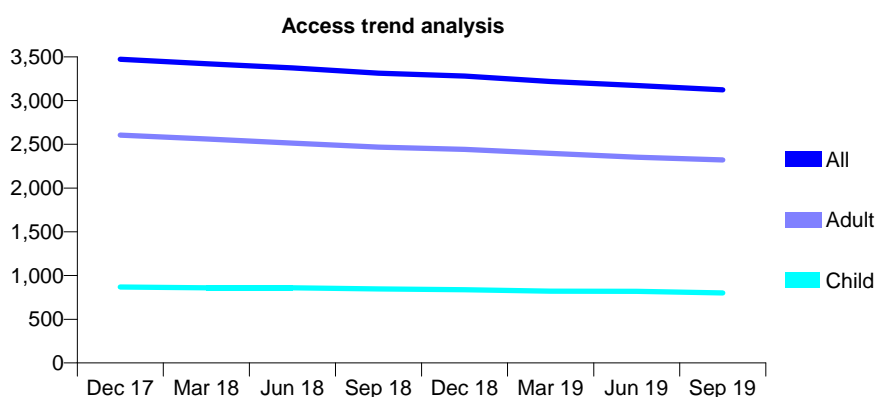
Q55 - Vital Signs At a Glance Contract Report for 330337/0002 - September 2019

Name or company name	MR AB WATTS
Contract type name	GDS Contract
Purpose of contract	General
Contract start date	01/04/2006
Contract end date	

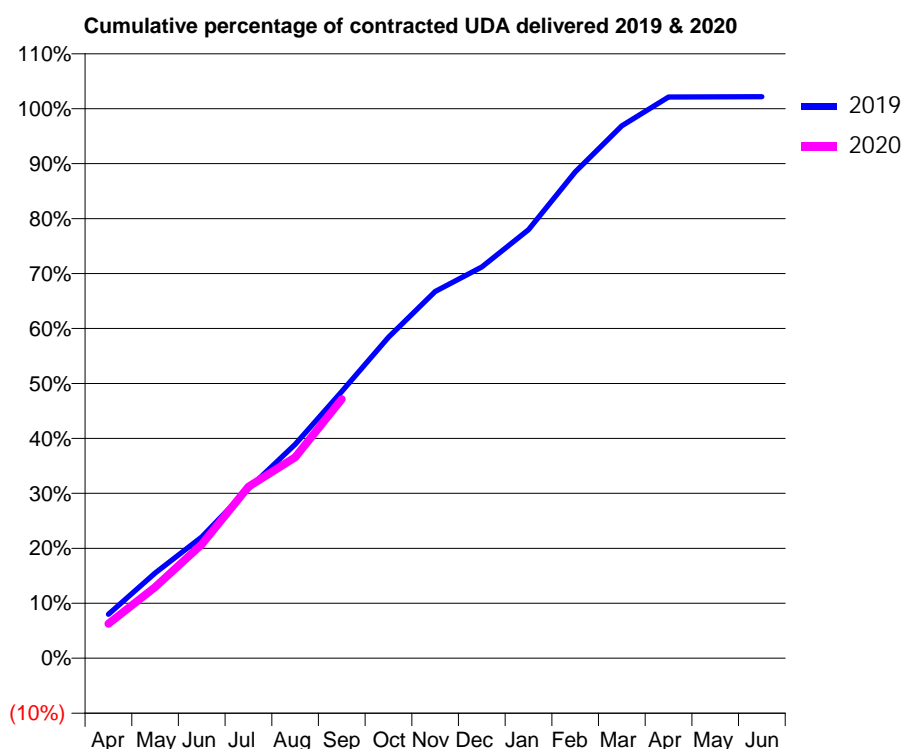
19/20 Contracted general activity (UDA)	9,167
Carry forward general activity (UDA)	0
19/20 Contracted orthodontic activity (UOA)	0
Carry forward orthodontic activity (UOA)	0
Baseline contract value	£312,005.90

ACCESS*

Patients seen in 24 months	Total	Change since previous quarter
Quarter ending September 2018	3,313	
Quarter ending December 2018	3,279	↓
Quarter ending March 2019	3,218	↓
Quarter ending June 2019	3,173	↓
Quarter ending September 2019	3,122	↓
Variance since September 2018	(5.8%)	↓



ACTIVITY



Month	2019	2020
April	734	575
May	1,422	1,187
June	2,024	1,899
July	2,829	2,860
August	3,567	3,352
September	4,448	4,321
October	5,353	
November	6,118	
December	6,526	
January	7,148	
February	8,111	
March	8,882	
April	9,363	
May	9,365	
June	9,366	

QUALITY

	Quantity	Base Number	Contract	AT	Region	England
% of FP17s for the same patient ID Re-attending within 3 months - Children	21	705	3.0%	10.0%	11.3%	11.5%
% of FP17s for the same patient ID Re-attending within 3 months - Adults	218	1,902	11.5%	13.5%	14.7%	15.4%
% of FP17s for the same patient ID Re-attending between 3 & 9 months - Children	500	705	70.9%	63.2%	60.8%	59.7%
% of FP17s for the same patient ID Re-attending between 3 & 9 months - Adults	1,389	1,902	73.0%	56.9%	52.8%	51.7%
% of FP17s for Band 1 Urgent Courses	47	2,348	2.0%	6.8%	8.2%	9.2%
% of FP17s Relating to Free Repair or Replacements	5	2,348	0.2%	0.7%	0.7%	0.7%
% of FP17s Relating to Continuations	20	2,348	0.9%	1.0%	0.8%	0.8%
% of Patients satisfied with the dentistry they have received	2	2	N/A	91.9%	93.2%	93.5%
% of Patients satisfied with the time they had to wait for an appointment	2	2	N/A	86.7%	88.5%	87.4%

* This is based on patients treated on this contract for their most recent course of treatment.

Figures in italics indicate the base number of FP17s or Patient Questionnaire responses are less than 100. N/A is shown where the base number of responses is less than 10 during the period. % is calculated as Quantity/Base number*100

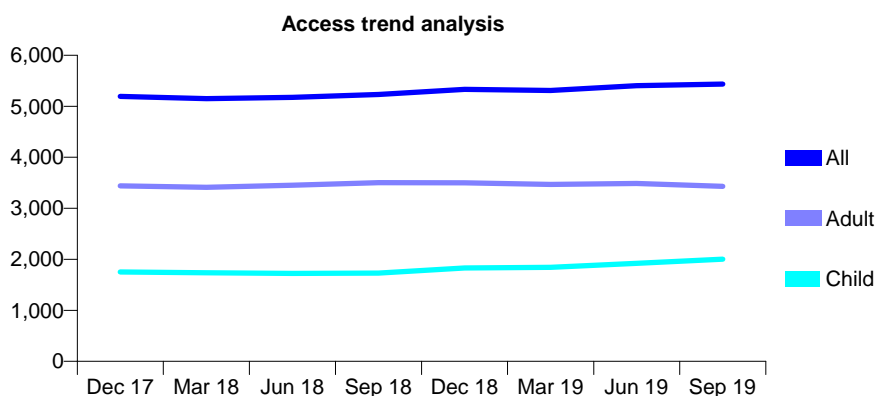
Q55 - Vital Signs At a Glance Contract Report for 331147/0001 - September 2019

Name or company name	MR J TRUSZ
Contract type name	GDS Contract
Purpose of contract	General
Contract start date	01/04/2006
Contract end date	

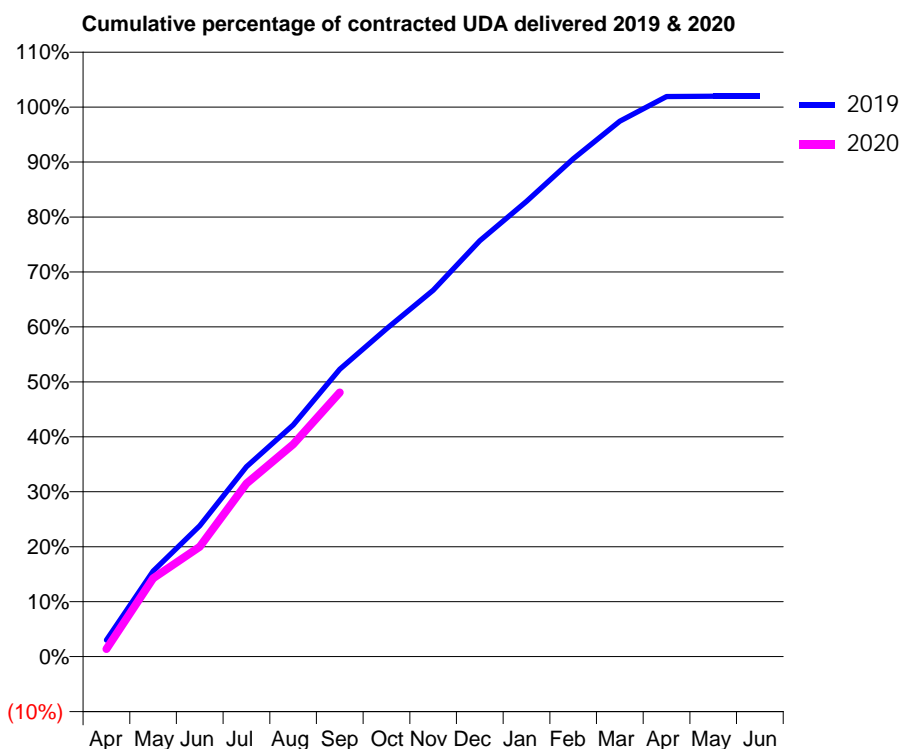
19/20 Contracted general activity (UDA)	14,769
Carry forward general activity (UDA)	0
19/20 Contracted orthodontic activity (UOA)	0
Carry forward orthodontic activity (UOA)	0
Baseline contract value	£349,480.86

ACCESS*

Patients seen in 24 months	Total	Change since previous quarter
Quarter ending September 2018	5,231	
Quarter ending December 2018	5,331	→
Quarter ending March 2019	5,311	→
Quarter ending June 2019	5,404	→
Quarter ending September 2019	5,436	→
Variance since September 2018	3.9%	↑



ACTIVITY



Month	Adjusted Scheduled Activity (UDA)	
	2019	2020
April	446	208
May	2,298	2,104
June	3,516	2,954
July	5,102	4,654
August	6,227	5,709
September	7,722	7,098
October	8,813	
November	9,846	
December	11,178	
January	12,234	
February	13,376	
March	14,387	
April	15,050	
May	15,057	
June	15,057	

QUALITY

	Quantity	Base Number	Contract	AT	Region	England
% of FP17s for the same patient ID Re-attending within 3 months - Children	125	1,830	6.8%	10.0%	11.3%	11.5%
% of FP17s for the same patient ID Re-attending within 3 months - Adults	262	2,646	9.9%	13.5%	14.7%	15.4%
% of FP17s for the same patient ID Re-attending between 3 & 9 months - Children	1,046	1,830	57.2%	63.2%	60.8%	59.7%
% of FP17s for the same patient ID Re-attending between 3 & 9 months - Adults	1,626	2,646	61.5%	56.9%	52.8%	51.7%
% of FP17s for Band 1 Urgent Courses	106	4,105	2.6%	6.8%	8.2%	9.2%
% of FP17s Relating to Free Repair or Replacements	34	4,105	0.8%	0.7%	0.7%	0.7%
% of FP17s Relating to Continuations	31	4,105	0.8%	1.0%	0.8%	0.8%
% of Patients satisfied with the dentistry they have received	3	3	N/A	91.9%	93.2%	93.5%
% of Patients satisfied with the time they had to wait for an appointment	3	3	N/A	86.7%	88.5%	87.4%

* This is based on patients treated on this contract for their most recent course of treatment. Figures in italics indicate the base number of FP17s or Patient Questionnaire responses are less than 100. N/A is shown where the base number of responses is less than 10 during the period. % is calculated as Quantity/Base number*100

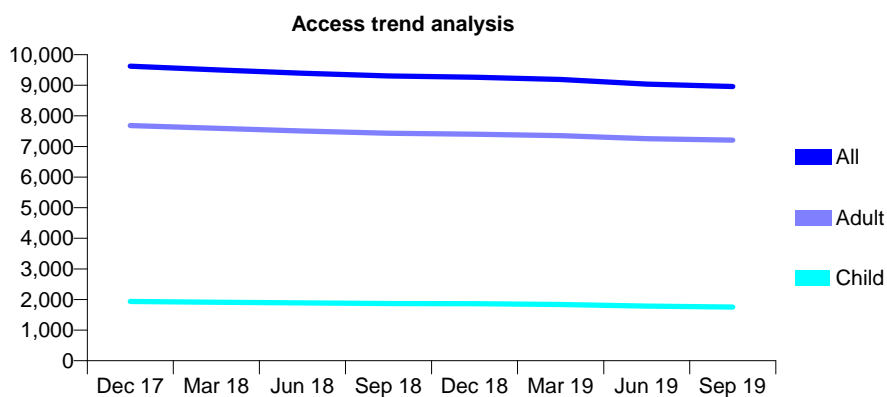
Q55 - Vital Signs At a Glance Contract Report for 331864/0001 - September 2019

Name or company name	MISS L KO
Contract type name	GDS Contract
Purpose of contract	General and Orthodontic
Contract start date	01/04/2006
Contract end date	

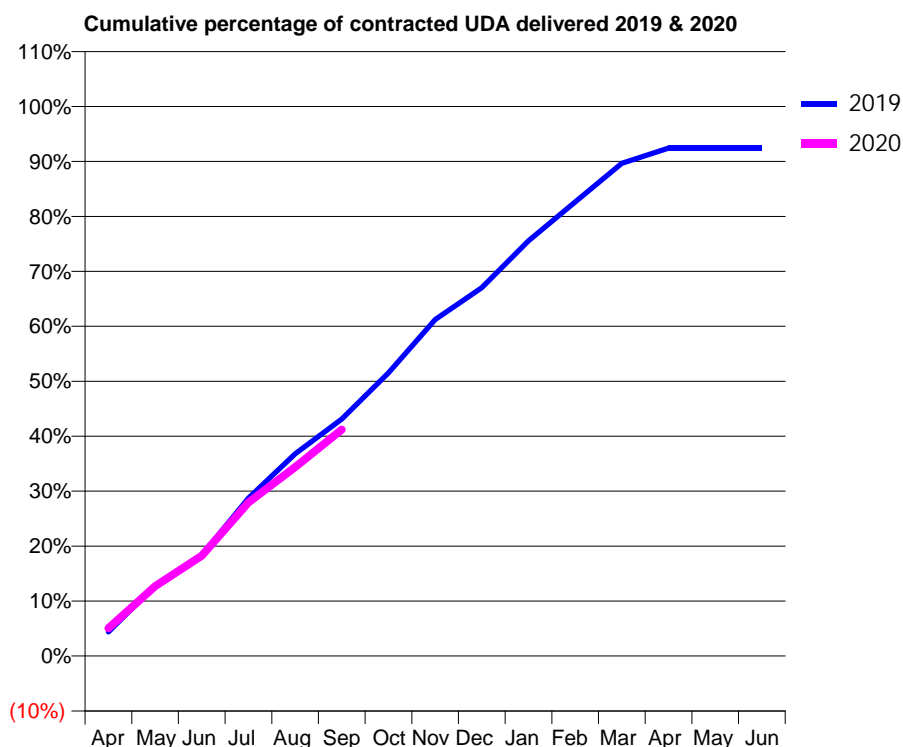
19/20 Contracted general activity (UDA)	28,035
Carry forward general activity (UDA)	0
19/20 Contracted orthodontic activity (UOA)	1,062
Carry forward orthodontic activity (UOA)	0
Baseline contract value	£739,971.95

ACCESS*

Patients seen in 24 months	Total	Change since previous quarter
Quarter ending September 2018	9,303	
Quarter ending December 2018	9,261	→
Quarter ending March 2019	9,193	→
Quarter ending June 2019	9,040	↓
Quarter ending September 2019	8,960	→
Variance since September 2018	(3.7%)	↓



ACTIVITY



Month	Adjusted Scheduled Activity (UDA)	
	2019	2020
April	1,228	1,421
May	3,598	3,563
June	5,149	5,122
July	8,052	7,836
August	10,320	9,639
September	12,083	11,547
October	14,446	
November	17,171	
December	18,788	
January	21,185	
February	23,167	
March	25,132	
April	25,909	
May	25,911	
June	25,908	

QUALITY

	Quantity	Base Number	Contract	AT	Region	England
% of FP17s for the same patient ID Re-attending within 3 months - Children	96	1,470	6.5%	10.0%	11.3%	11.5%
% of FP17s for the same patient ID Re-attending within 3 months - Adults	705	5,580	12.6%	13.5%	14.7%	15.4%
% of FP17s for the same patient ID Re-attending between 3 & 9 months - Children	1,026	1,470	69.8%	63.2%	60.8%	59.7%
% of FP17s for the same patient ID Re-attending between 3 & 9 months - Adults	3,418	5,580	61.3%	56.9%	52.8%	51.7%
% of FP17s for Band 1 Urgent Courses	524	6,536	8.0%	6.8%	8.2%	9.2%
% of FP17s Relating to Free Repair or Replacements	72	6,536	1.1%	0.7%	0.7%	0.7%
% of FP17s Relating to Continuations	28	6,536	0.4%	1.0%	0.8%	0.8%
% of Patients satisfied with the dentistry they have received	3	3	N/A	91.9%	93.2%	93.5%
% of Patients satisfied with the time they had to wait for an appointment	3	3	N/A	86.7%	88.5%	87.4%

* This is based on patients treated on this contract for their most recent course of treatment. Figures in italics indicate the base number of FP17s or Patient Questionnaire responses are less than 100. N/A is shown where the base number of responses is less than 10 during the period. % is calculated as Quantity/Base number*100

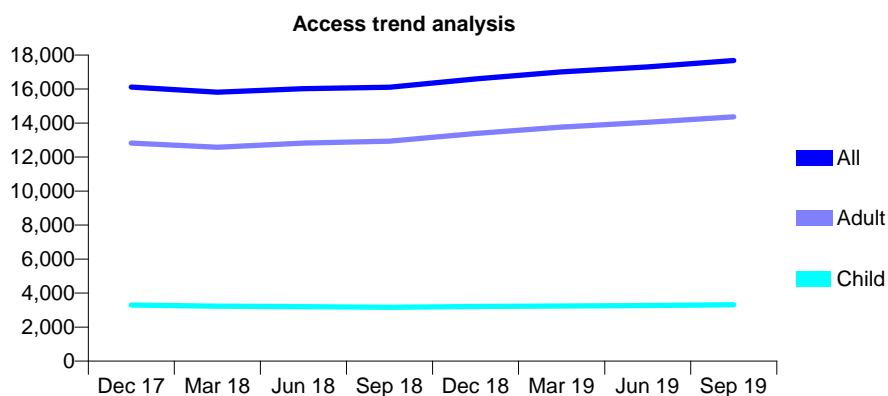
Q55 - Vital Signs At a Glance Contract Report for 338109/0001 - September 2019

Name or company name	MR PF CARROLL
Contract type name	GDS Contract
Purpose of contract	General
Contract start date	01/04/2006
Contract end date	

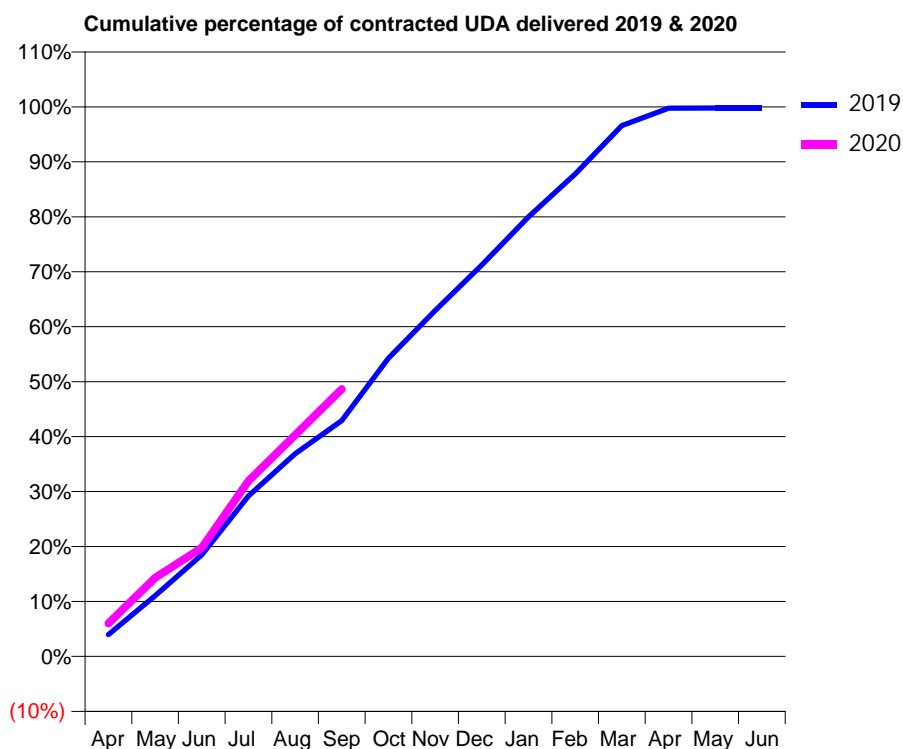
19/20 Contracted general activity (UDA)	33,023
Carry forward general activity (UDA)	0
19/20 Contracted orthodontic activity (UOA)	0
Carry forward orthodontic activity (UOA)	0
Baseline contract value	£828,089.42

ACCESS*

Patients seen in 24 months	Total	Change since previous quarter
Quarter ending September 2018	16,107	
Quarter ending December 2018	16,600	↑
Quarter ending March 2019	17,018	↑
Quarter ending June 2019	17,309	→
Quarter ending September 2019	17,680	↑
Variance since September 2018	9.8%	↑



ACTIVITY



Month	2019	2020
April	1,309	1,984
May	3,654	4,733
June	6,102	6,525
July	9,641	10,547
August	12,173	13,308
September	14,171	16,061
October	17,925	
November	20,783	
December	23,519	
January	26,413	
February	28,990	
March	31,897	
April	32,937	
May	32,951	
June	32,952	

QUALITY

	Quantity	Base Number	Contract	AT	Region	England
% of FP17s for the same patient ID Re-attending within 3 months - Children	110	2,353	4.7%	10.0%	11.3%	11.5%
% of FP17s for the same patient ID Re-attending within 3 months - Adults	726	7,729	9.4%	13.5%	14.7%	15.4%
% of FP17s for the same patient ID Re-attending between 3 & 9 months - Children	1,441	2,353	61.2%	63.2%	60.8%	59.7%
% of FP17s for the same patient ID Re-attending between 3 & 9 months - Adults	2,627	7,729	34.0%	56.9%	52.8%	51.7%
% of FP17s for Band 1 Urgent Courses	547	9,139	6.0%	6.8%	8.2%	9.2%
% of FP17s Relating to Free Repair or Replacements	119	9,139	1.3%	0.7%	0.7%	0.7%
% of FP17s Relating to Continuations	63	9,139	0.7%	1.0%	0.8%	0.8%
% of Patients satisfied with the dentistry they have received	2	3	N/A	91.9%	93.2%	93.5%
% of Patients satisfied with the time they had to wait for an appointment	1	3	N/A	86.7%	88.5%	87.4%

* This is based on patients treated on this contract for their most recent course of treatment. Figures in italics indicate the base number of FP17s or Patient Questionnaire responses are less than 100. N/A is shown where the base number of responses is less than 10 during the period. % is calculated as Quantity/Base number*100

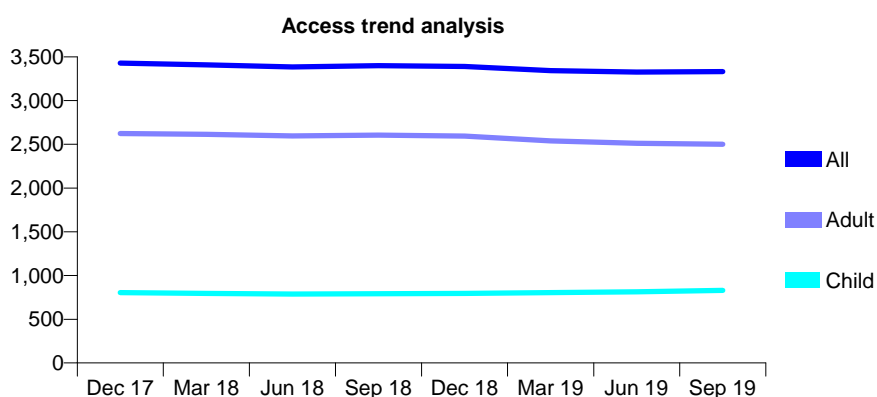
Q55 - Vital Signs At a Glance Contract Report for 353922/0001 - September 2019

Name or company name	MRS P RAD
Contract type name	GDS Contract
Purpose of contract	General
Contract start date	01/04/2006
Contract end date	

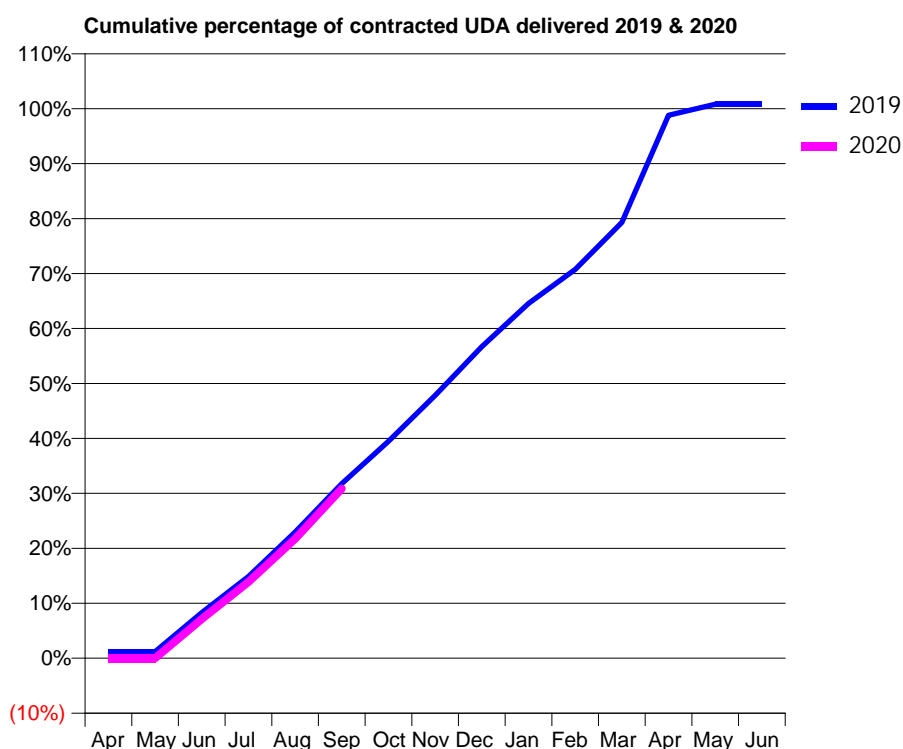
19/20 Contracted general activity (UDA)	11,667
Carry forward general activity (UDA)	0
19/20 Contracted orthodontic activity (UOA)	0
Carry forward orthodontic activity (UOA)	0
Baseline contract value	£298,783.55

ACCESS*

Patients seen in 24 months	Total	Change since previous quarter
Quarter ending September 2018	3,398	
Quarter ending December 2018	3,390	→
Quarter ending March 2019	3,342	↓
Quarter ending June 2019	3,326	→
Quarter ending September 2019	3,331	→
Variance since September 2018	(2.0%)	↓



ACTIVITY



Month	2019	2020
April	140	0
May	143	0
June	966	830
July	1,734	1,619
August	2,679	2,537
September	3,706	3,601
October	4,604	
November	5,583	
December	6,612	
January	7,528	
February	8,254	
March	9,252	
April	11,527	
May	11,761	
June	11,761	

QUALITY

	Quantity	Base Number	Contract	AT	Region	England
% of FP17s for the same patient ID Re-attending within 3 months - Children	20	615	3.3%	10.0%	11.3%	11.5%
% of FP17s for the same patient ID Re-attending within 3 months - Adults	215	1,925	11.2%	13.5%	14.7%	15.4%
% of FP17s for the same patient ID Re-attending between 3 & 9 months - Children	403	615	65.5%	63.2%	60.8%	59.7%
% of FP17s for the same patient ID Re-attending between 3 & 9 months - Adults	1,210	1,925	62.9%	56.9%	52.8%	51.7%
% of FP17s for Band 1 Urgent Courses	30	1,587	1.9%	6.8%	8.2%	9.2%
% of FP17s Relating to Free Repair or Replacements	9	1,587	0.6%	0.7%	0.7%	0.7%
% of FP17s Relating to Continuations	41	1,587	2.6%	1.0%	0.8%	0.8%
% of Patients satisfied with the dentistry they have received	0	0	N/A	91.9%	93.2%	93.5%
% of Patients satisfied with the time they had to wait for an appointment	0	0	N/A	86.7%	88.5%	87.4%

* This is based on patients treated on this contract for their most recent course of treatment.

Figures in italics indicate the base number of FP17s or Patient Questionnaire responses are less than 100. N/A is shown where the base number of responses is less than 10 during the period. % is calculated as Quantity/Base number*100

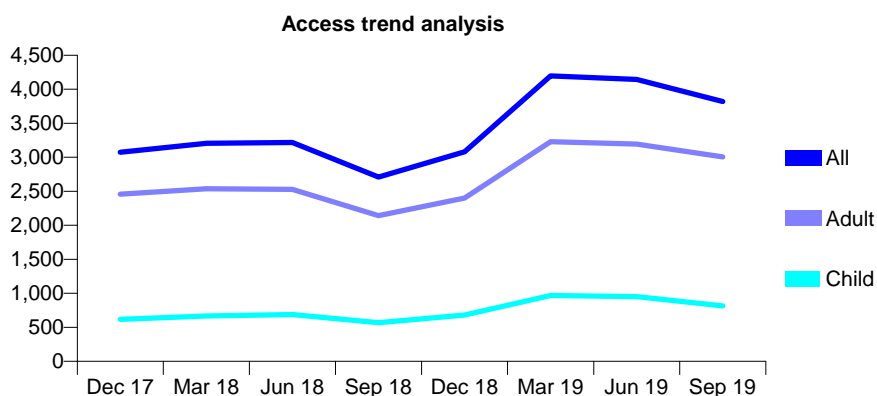
Q55 - Vital Signs At a Glance Contract Report for 355127/0001 - September 2019

Name or company name	MR A KOSHAL
Contract type name	GDS Contract
Purpose of contract	General
Contract start date	01/04/2006
Contract end date	

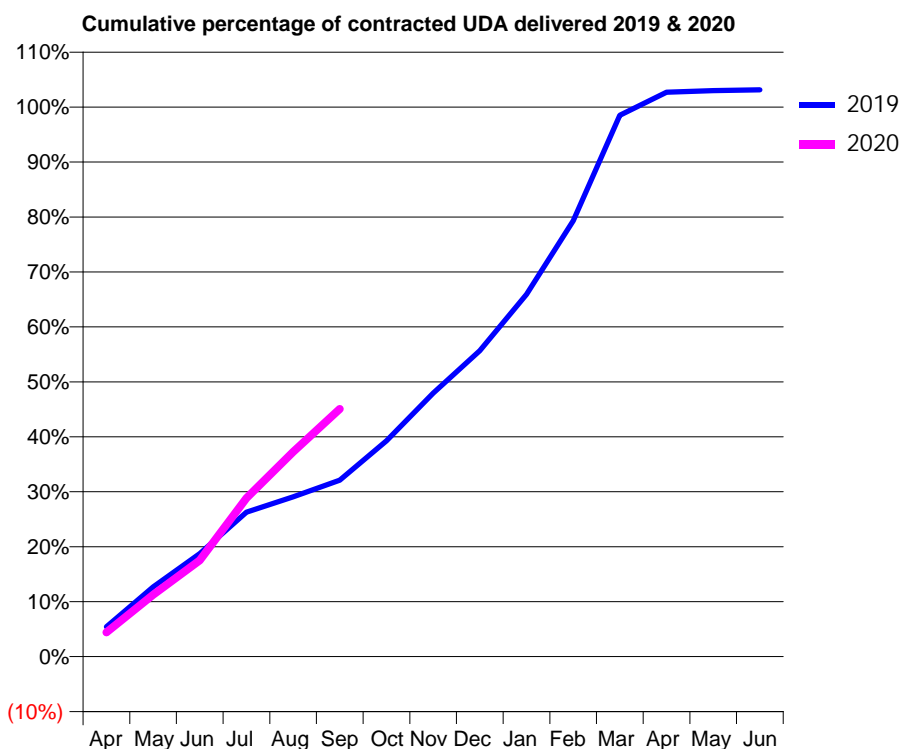
19/20 Contracted general activity (UDA)	10,677
Carry forward general activity (UDA)	0
19/20 Contracted orthodontic activity (UOA)	0
Carry forward orthodontic activity (UOA)	0
Baseline contract value	£479,441.08

ACCESS*

Patients seen in 24 months	Total	Change since previous quarter
Quarter ending September 2018	2,709	
Quarter ending December 2018	3,081	↑
Quarter ending March 2019	4,197	↑
Quarter ending June 2019	4,144	↓
Quarter ending September 2019	3,820	↓
Variance since September 2018	41.0%	↑



ACTIVITY



Month	Adjusted Scheduled Activity (UDA)	
	2019	2020
April	580	469
May	1,355	1,202
June	2,002	1,868
July	2,807	3,079
August	3,106	3,979
September	3,428	4,813
October	4,193	
November	5,120	
December	5,944	
January	7,040	
February	8,470	
March	10,517	
April	10,967	
May	10,998	
June	11,014	

QUALITY

	Quantity	Base Number	Contract	AT	Region	England
% of FP17s for the same patient ID Re-attending within 3 months - Children	24	611	3.9%	10.0%	11.3%	11.5%
% of FP17s for the same patient ID Re-attending within 3 months - Adults	224	1,914	11.7%	13.5%	14.7%	15.4%
% of FP17s for the same patient ID Re-attending between 3 & 9 months - Children	366	611	59.9%	63.2%	60.8%	59.7%
% of FP17s for the same patient ID Re-attending between 3 & 9 months - Adults	874	1,914	45.7%	56.9%	52.8%	51.7%
% of FP17s for Band 1 Urgent Courses	166	2,317	7.2%	6.8%	8.2%	9.2%
% of FP17s Relating to Free Repair or Replacements	19	2,317	0.8%	0.7%	0.7%	0.7%
% of FP17s Relating to Continuations	32	2,317	1.4%	1.0%	0.8%	0.8%
% of Patients satisfied with the dentistry they have received	1	1	N/A	91.9%	93.2%	93.5%
% of Patients satisfied with the time they had to wait for an appointment	1	1	N/A	86.7%	88.5%	87.4%

* This is based on patients treated on this contract for their most recent course of treatment. Figures in italics indicate the base number of FP17s or Patient Questionnaire responses are less than 100. N/A is shown where the base number of responses is less than 10 during the period. % is calculated as Quantity/Base number*100

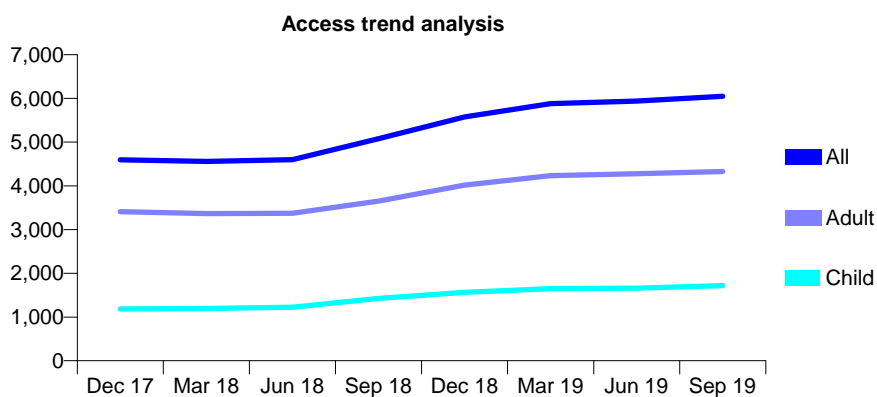
Q55 - Vital Signs At a Glance Contract Report for 368350/0001 - September 2019

Name or company name	MRS A MIODUSZEWSKA
Contract type name	GDS Contract
Purpose of contract	General
Contract start date	01/08/2012
Contract end date	

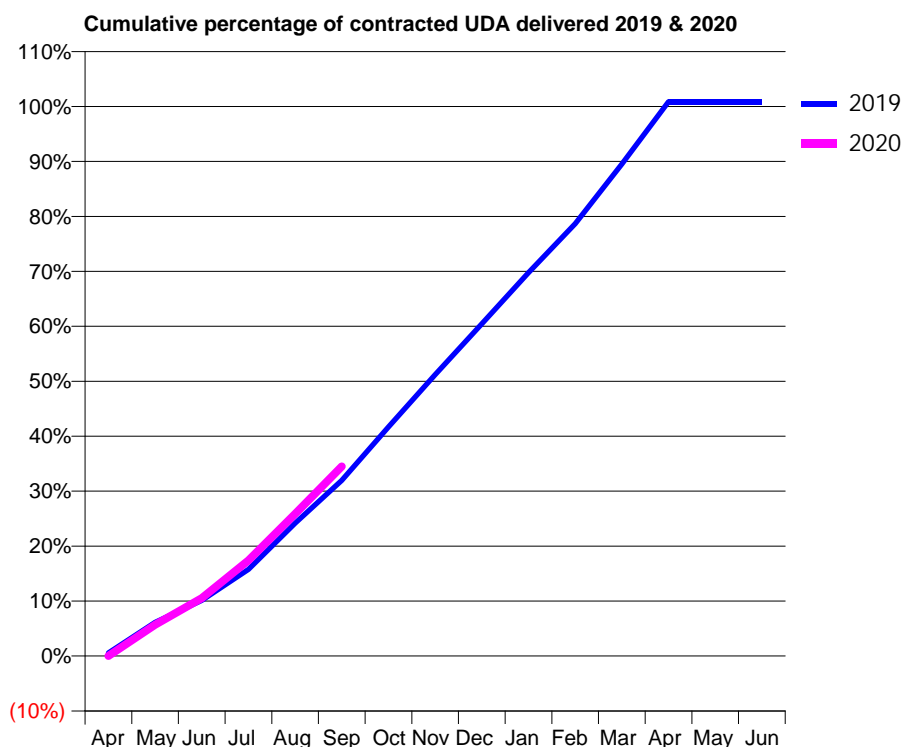
19/20 Contracted general activity (UDA)	17,046
Carry forward general activity (UDA)	0
19/20 Contracted orthodontic activity (UOA)	0
Carry forward orthodontic activity (UOA)	0
Baseline contract value	£429,555.77

ACCESS*

Patients seen in 24 months	Total	Change since previous quarter
Quarter ending September 2018	5,081	
Quarter ending December 2018	5,577	↑
Quarter ending March 2019	5,879	↑
Quarter ending June 2019	5,940	→
Quarter ending September 2019	6,048	→
Variance since September 2018	19.0%	↑



ACTIVITY



Month	Adjusted Scheduled Activity (UDA)	
	2019	2020
April	112	0
May	1,196	968
June	1,981	1,799
July	3,086	2,967
August	4,727	4,412
September	6,247	5,879
October	8,151	
November	10,008	
December	11,813	
January	13,633	
February	15,382	
March	17,494	
April	19,715	
May	19,715	
June	19,715	

QUALITY

	Quantity	Base Number	Contract	AT	Region	England
% of FP17s for the same patient ID Re-attending within 3 months - Children	92	1,228	7.5%	10.0%	11.3%	11.5%
% of FP17s for the same patient ID Re-attending within 3 months - Adults	294	2,935	10.0%	13.5%	14.7%	15.4%
% of FP17s for the same patient ID Re-attending between 3 & 9 months - Children	797	1,228	64.9%	63.2%	60.8%	59.7%
% of FP17s for the same patient ID Re-attending between 3 & 9 months - Adults	1,918	2,935	65.3%	56.9%	52.8%	51.7%
% of FP17s for Band 1 Urgent Courses	124	2,887	4.3%	6.8%	8.2%	9.2%
% of FP17s Relating to Free Repair or Replacements	8	2,887	0.3%	0.7%	0.7%	0.7%
% of FP17s Relating to Continuations	32	2,887	1.1%	1.0%	0.8%	0.8%
% of Patients satisfied with the dentistry they have received	5	6	N/A	91.9%	93.2%	93.5%
% of Patients satisfied with the time they had to wait for an appointment	5	6	N/A	86.7%	88.5%	87.4%

* This is based on patients treated on this contract for their most recent course of treatment. Figures in italics indicate the base number of FP17s or Patient Questionnaire responses are less than 100. N/A is shown where the base number of responses is less than 10 during the period. % is calculated as Quantity/Base number*100

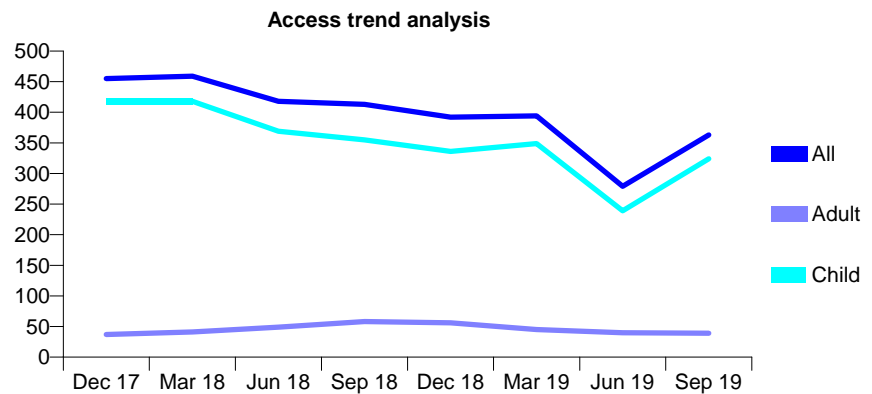
Q55 - Vital Signs At a Glance Contract Report for 561916/0002 - September 2019

Name or company name	Wilson and Partners
Contract type name	GDS Contract
Purpose of contract	General
Contract start date	23/06/2013
Contract end date	

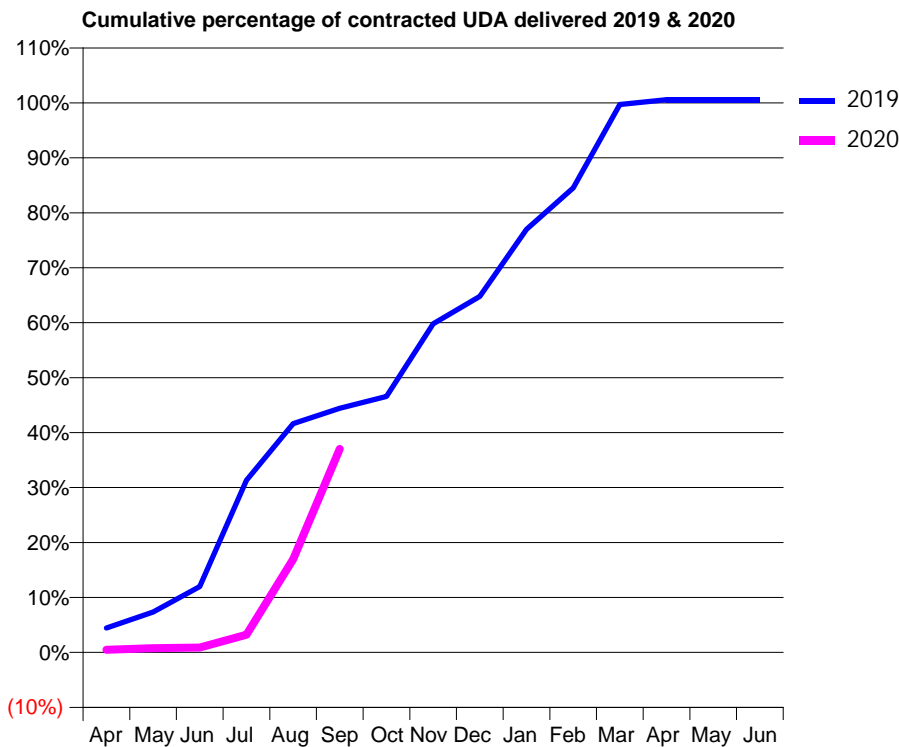
19/20 Contracted general activity (UDA)	787
Carry forward general activity (UDA)	0
19/20 Contracted orthodontic activity (UOA)	0
Carry forward orthodontic activity (UOA)	0
Baseline contract value	£21,426.89

ACCESS*

Patients seen in 24 months	Total	Change since previous quarter
Quarter ending September 2018	413	
Quarter ending December 2018	392	↓
Quarter ending March 2019	394	→
Quarter ending June 2019	279	↓
Quarter ending September 2019	363	↑
Variance since September 2018	(12.1%)	↓



ACTIVITY



Adjusted Scheduled Activity (UDA)		
Month	2019	2020
April	35	4
May	58	6
June	94	7
July	246	25
August	328	134
September	350	292
October	367	
November	471	
December	510	
January	606	
February	665	
March	785	
April	792	
May	792	
June	792	

QUALITY

	Quantity	Base Number	Contract	AT	Region	England
% of FP17s for the same patient ID Re-attending within 3 months - Children	3	230	1.3%	10.0%	11.3%	11.5%
% of FP17s for the same patient ID Re-attending within 3 months - Adults	0	0	N/A	13.5%	14.7%	15.4%
% of FP17s for the same patient ID Re-attending between 3 & 9 months - Children	88	230	38.3%	63.2%	60.8%	59.7%
% of FP17s for the same patient ID Re-attending between 3 & 9 months - Adults	0	0	N/A	56.9%	52.8%	51.7%
% of FP17s for Band 1 Urgent Courses	3	227	1.3%	6.8%	8.2%	9.2%
% of FP17s Relating to Free Repair or Replacements	0	227	0.0%	0.7%	0.7%	0.7%
% of FP17s Relating to Continuations	2	227	0.9%	1.0%	0.8%	0.8%
% of Patients satisfied with the dentistry they have received	0	0	N/A	91.9%	93.2%	93.5%
% of Patients satisfied with the time they had to wait for an appointment	0	0	N/A	86.7%	88.5%	87.4%

* This is based on patients treated on this contract for their most recent course of treatment. Figures in italics indicate the base number of FP17s or Patient Questionnaire responses are less than 100. N/A is shown where the base number of responses is less than 10 during the period. % is calculated as Quantity/Base number*100

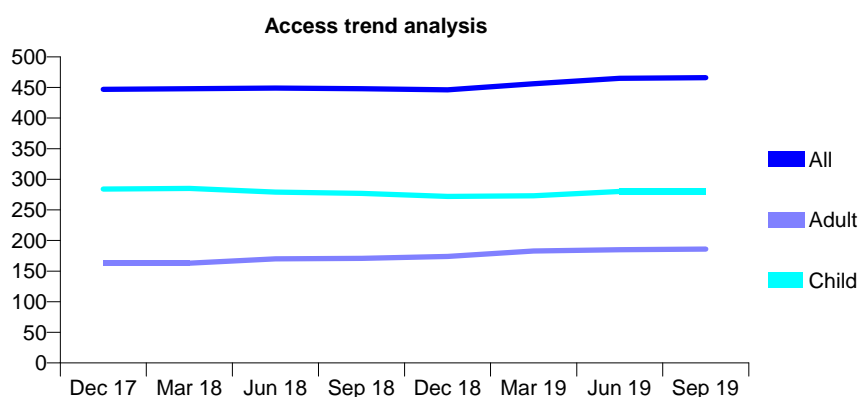
Q55 - Vital Signs At a Glance Contract Report for 571776/0001 - September 2019

Name or company name	Station Road Dental Care
Contract type name	GDS Contract
Purpose of contract	General
Contract start date	01/04/2006
Contract end date	

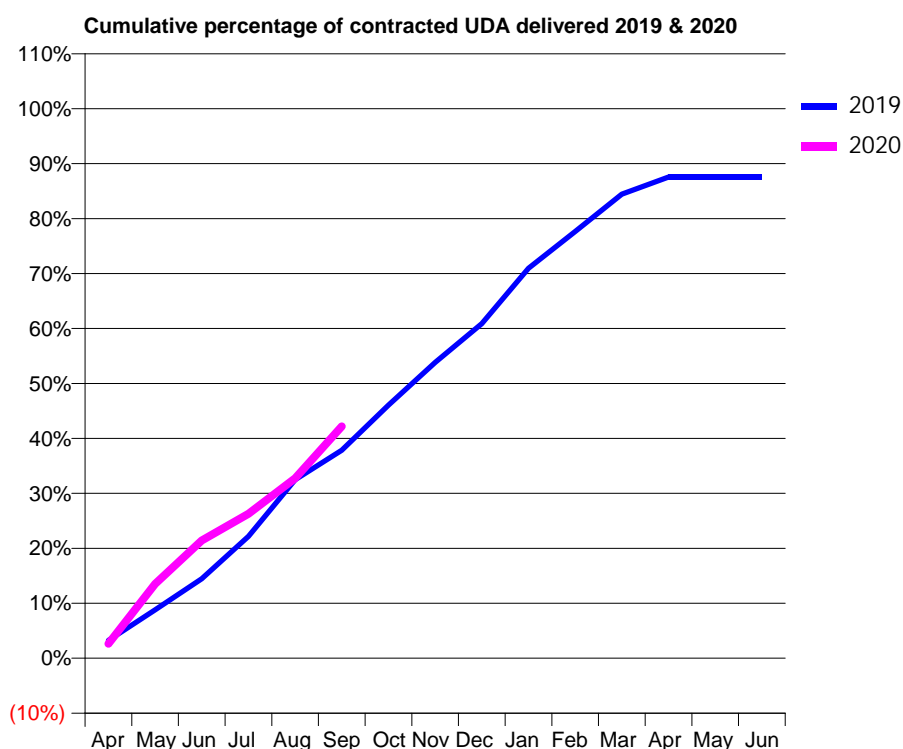
19/20 Contracted general activity (UDA)	1,024
Carry forward general activity (UDA)	0
19/20 Contracted orthodontic activity (UOA)	0
Carry forward orthodontic activity (UOA)	0
Baseline contract value	£23,169.39

ACCESS*

Patients seen in 24 months	Total	Change since previous quarter
Quarter ending September 2018	448	
Quarter ending December 2018	446	→
Quarter ending March 2019	456	↑
Quarter ending June 2019	465	→
Quarter ending September 2019	466	→
Variance since September 2018	4.0%	↑



ACTIVITY



Month	2019	2020
April	33	27
May	90	139
June	148	219
July	227	269
August	333	335
September	388	432
October	472	
November	551	
December	623	
January	727	
February	795	
March	865	
April	897	
May	897	
June	897	

QUALITY

	Quantity	Base Number	Contract	AT	Region	England
% of FP17s for the same patient ID Re-attending within 3 months - Children	15	241	6.2%	10.0%	11.3%	11.5%
% of FP17s for the same patient ID Re-attending within 3 months - Adults	4	111	3.6%	13.5%	14.7%	15.4%
% of FP17s for the same patient ID Re-attending between 3 & 9 months - Children	160	241	66.4%	63.2%	60.8%	59.7%
% of FP17s for the same patient ID Re-attending between 3 & 9 months - Adults	68	111	61.3%	56.9%	52.8%	51.7%
% of FP17s for Band 1 Urgent Courses	10	328	3.0%	6.8%	8.2%	9.2%
% of FP17s Relating to Free Repair or Replacements	0	328	0.0%	0.7%	0.7%	0.7%
% of FP17s Relating to Continuations	0	328	0.0%	1.0%	0.8%	0.8%
% of Patients satisfied with the dentistry they have received	0	0	N/A	91.9%	93.2%	93.5%
% of Patients satisfied with the time they had to wait for an appointment	0	0	N/A	86.7%	88.5%	87.4%

* This is based on patients treated on this contract for their most recent course of treatment.

Figures in italics indicate the base number of FP17s or Patient Questionnaire responses are less than 100. N/A is shown where the base number of responses is less than 10 during the period. % is calculated as Quantity/Base number*100

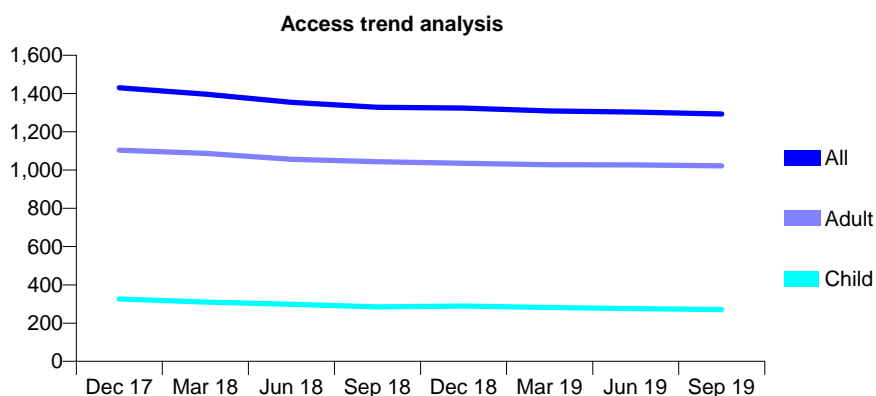
Q55 - Vital Signs At a Glance Contract Report for 572497/0001 - September 2019

Name or company name	MR CA TAVARES
Contract type name	GDS Contract
Purpose of contract	General
Contract start date	01/04/2006
Contract end date	

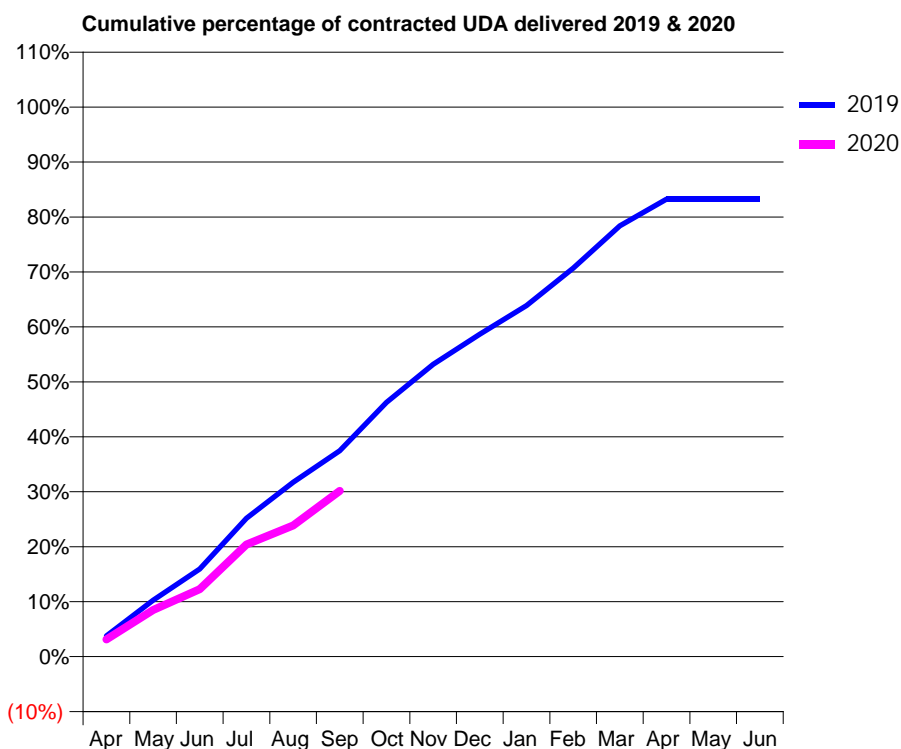
19/20 Contracted general activity (UDA)	4,705
Carry forward general activity (UDA)	0
19/20 Contracted orthodontic activity (UOA)	0
Carry forward orthodontic activity (UOA)	0
Baseline contract value	£106,532.14

ACCESS*

Patients seen in 24 months	Total	Change since previous quarter
Quarter ending September 2018	1,328	
Quarter ending December 2018	1,324	→
Quarter ending March 2019	1,309	↓
Quarter ending June 2019	1,303	→
Quarter ending September 2019	1,293	→
Variance since September 2018	(2.6%)	↓



ACTIVITY



Month	Adjusted Scheduled Activity (UDA)	
	2019	2020
April	178	148
May	484	399
June	751	577
July	1,185	960
August	1,492	1,123
September	1,764	1,418
October	2,176	
November	2,502	
December	2,761	
January	3,006	
February	3,327	
March	3,689	
April	3,917	
May	3,917	
June	3,917	

QUALITY

	Quantity	Base Number	Contract	AT	Region	England
% of FP17s for the same patient ID Re-attending within 3 months - Children	6	192	3.1%	10.0%	11.3%	11.5%
% of FP17s for the same patient ID Re-attending within 3 months - Adults	56	731	7.7%	13.5%	14.7%	15.4%
% of FP17s for the same patient ID Re-attending between 3 & 9 months - Children	131	192	68.2%	63.2%	60.8%	59.7%
% of FP17s for the same patient ID Re-attending between 3 & 9 months - Adults	530	731	72.5%	56.9%	52.8%	51.7%
% of FP17s for Band 1 Urgent Courses	52	841	6.2%	6.8%	8.2%	9.2%
% of FP17s Relating to Free Repair or Replacements	1	841	0.1%	0.7%	0.7%	0.7%
% of FP17s Relating to Continuations	1	841	0.1%	1.0%	0.8%	0.8%
% of Patients satisfied with the dentistry they have received	0	0	N/A	91.9%	93.2%	93.5%
% of Patients satisfied with the time they had to wait for an appointment	0	0	N/A	86.7%	88.5%	87.4%

* This is based on patients treated on this contract for their most recent course of treatment. Figures in italics indicate the base number of FP17s or Patient Questionnaire responses are less than 100. N/A is shown where the base number of responses is less than 10 during the period. % is calculated as Quantity/Base number*100

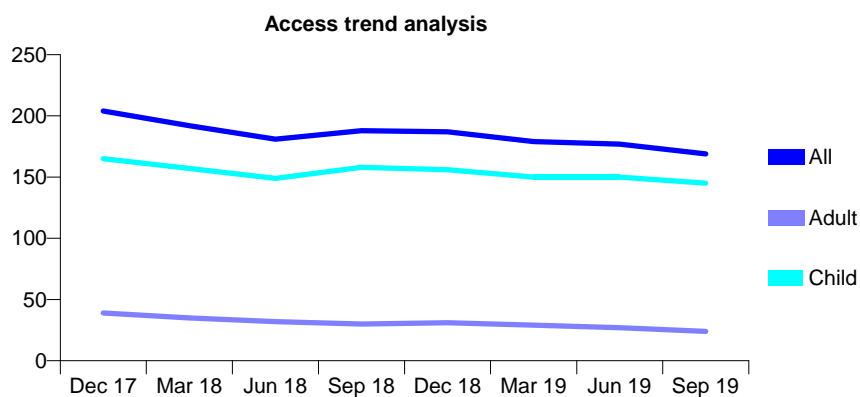
Q55 - Vital Signs At a Glance Contract Report for 572985/0001 - September 2019

Name or company name	MR C STEAD
Contract type name	GDS Contract
Purpose of contract	General
Contract start date	01/04/2006
Contract end date	

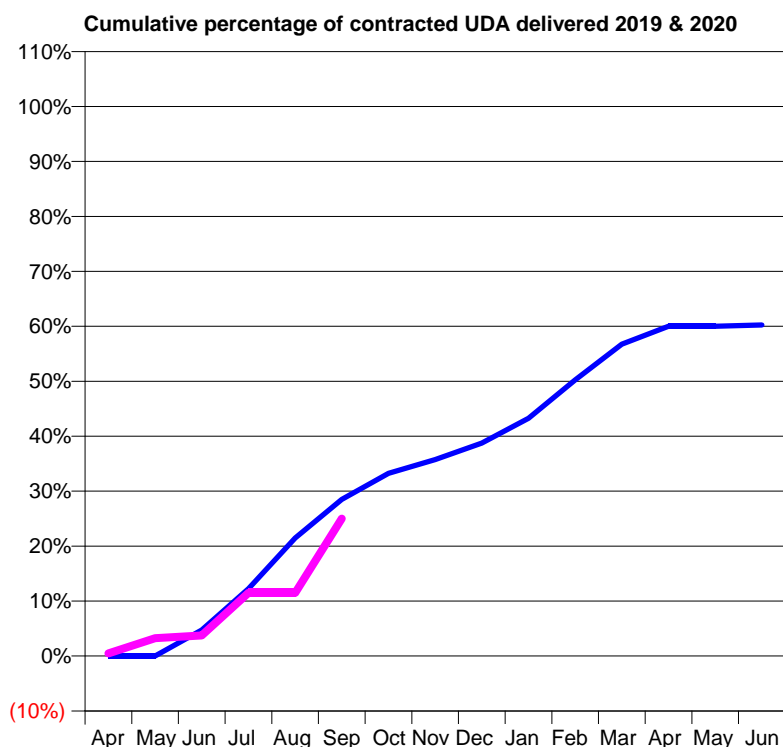
19/20 Contracted general activity (UDA)	400
Carry forward general activity (UDA)	0
19/20 Contracted orthodontic activity (UOA)	0
Carry forward orthodontic activity (UOA)	0
Baseline contract value	£10,055.16

ACCESS*

Patients seen in 24 months	Total	Change since previous quarter
Quarter ending September 2018	188	
Quarter ending December 2018	187	→
Quarter ending March 2019	179	↓
Quarter ending June 2019	177	↓
Quarter ending September 2019	169	↓
Variance since September 2018	(10.1%)	↓



ACTIVITY



Month	Adjusted Scheduled Activity (UDA)	
	2019	2020
April	0	2
May	0	13
June	19	15
July	49	46
August	86	46
September	114	100
October	133	
November	143	
December	155	
January	173	
February	201	
March	227	
April	240	
May	240	
June	241	

QUALITY

	Quantity	Base Number	Contract	AT	Region	England
% of FP17s for the same patient ID Re-attending within 3 months - Children	6	103	5.8%	10.0%	11.3%	11.5%
% of FP17s for the same patient ID Re-attending within 3 months - Adults	0	1	0.0%	13.5%	14.7%	15.4%
% of FP17s for the same patient ID Re-attending between 3 & 9 months - Children	71	103	68.9%	63.2%	60.8%	59.7%
% of FP17s for the same patient ID Re-attending between 3 & 9 months - Adults	0	1	0.0%	56.9%	52.8%	51.7%
% of FP17s for Band 1 Urgent Courses	0	92	0.0%	6.8%	8.2%	9.2%
% of FP17s Relating to Free Repair or Replacements	0	92	0.0%	0.7%	0.7%	0.7%
% of FP17s Relating to Continuations	0	92	0.0%	1.0%	0.8%	0.8%
% of Patients satisfied with the dentistry they have received	0	0	N/A	91.9%	93.2%	93.5%
% of Patients satisfied with the time they had to wait for an appointment	0	0	N/A	86.7%	88.5%	87.4%

* This is based on patients treated on this contract for their most recent course of treatment. Figures in italics indicate the base number of FP17s or Patient Questionnaire responses are less than 100. N/A is shown where the base number of responses is less than 10 during the period. % is calculated as Quantity/Base number*100

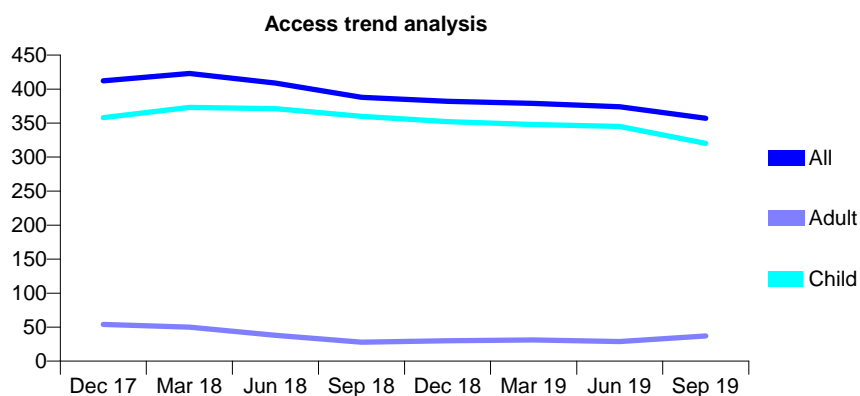
Q55 - Vital Signs At a Glance Contract Report for 574813/0001 - September 2019

Name or company name	MR BB SNAPE
Contract type name	GDS Contract
Purpose of contract	General
Contract start date	01/04/2006
Contract end date	

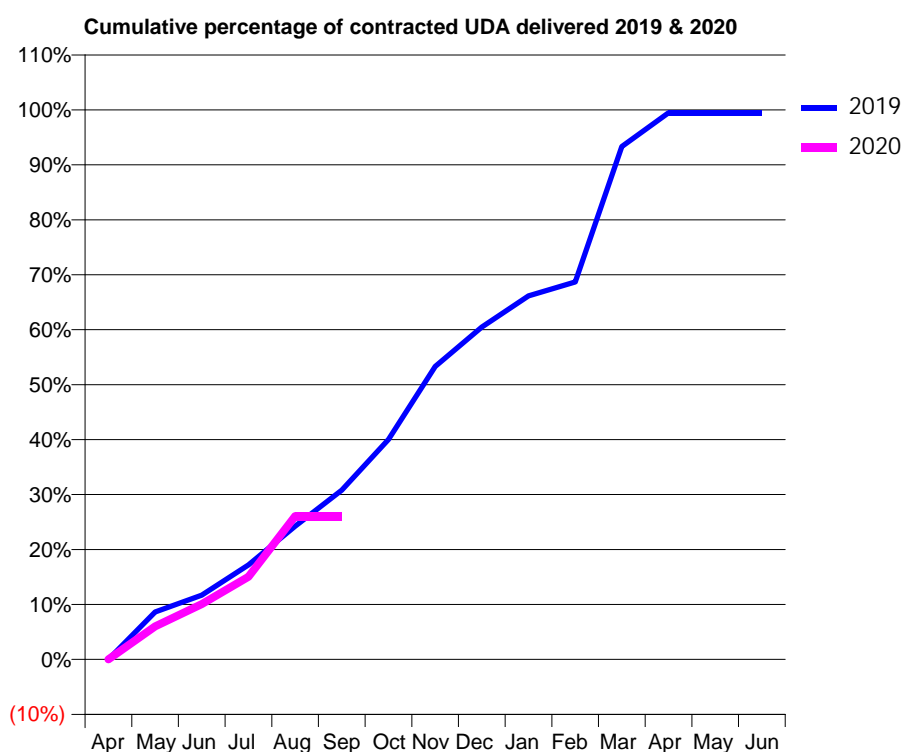
19/20 Contracted general activity (UDA)	780
Carry forward general activity (UDA)	0
19/20 Contracted orthodontic activity (UOA)	0
Carry forward orthodontic activity (UOA)	0
Baseline contract value	£16,142.03

ACCESS*

Patients seen in 24 months	Total	Change since previous quarter
Quarter ending September 2018	388	
Quarter ending December 2018	382	↓
Quarter ending March 2019	379	→
Quarter ending June 2019	374	↓
Quarter ending September 2019	357	↓
Variance since September 2018	(8.0%)	↓



ACTIVITY



Month	Adjusted Scheduled Activity (UDA)	
	2019	2020
April	0	0
May	67	47
June	91	78
July	134	117
August	189	203
September	240	203
October	312	
November	416	
December	472	
January	516	
February	536	
March	728	
April	776	
May	776	
June	776	

QUALITY

	Quantity	Base Number	Contract	AT	Region	England
% of FP17s for the same patient ID Re-attending within 3 months - Children	9	178	5.1%	10.0%	11.3%	11.5%
% of FP17s for the same patient ID Re-attending within 3 months - Adults	0	0	N/A	13.5%	14.7%	15.4%
% of FP17s for the same patient ID Re-attending between 3 & 9 months - Children	126	178	70.8%	63.2%	60.8%	59.7%
% of FP17s for the same patient ID Re-attending between 3 & 9 months - Adults	0	0	N/A	56.9%	52.8%	51.7%
% of FP17s for Band 1 Urgent Courses	2	147	1.4%	6.8%	8.2%	9.2%
% of FP17s Relating to Free Repair or Replacements	0	147	0.0%	0.7%	0.7%	0.7%
% of FP17s Relating to Continuations	5	147	3.4%	1.0%	0.8%	0.8%
% of Patients satisfied with the dentistry they have received	0	0	N/A	91.9%	93.2%	93.5%
% of Patients satisfied with the time they had to wait for an appointment	0	0	N/A	86.7%	88.5%	87.4%

* This is based on patients treated on this contract for their most recent course of treatment. Figures in italics indicate the base number of FP17s or Patient Questionnaire responses are less than 100. N/A is shown where the base number of responses is less than 10 during the period. % is calculated as Quantity/Base number*100

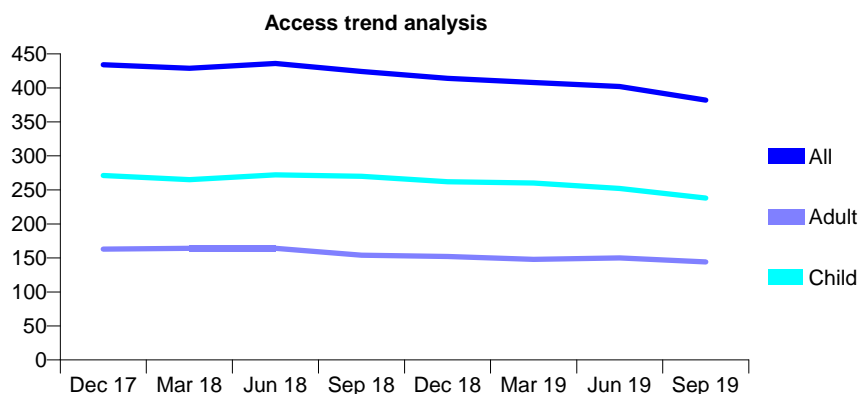
Q55 - Vital Signs At a Glance Contract Report for 575275/0001 - September 2019

Name or company name	Whitaker Dental Practice Partnership
Contract type name	GDS Contract
Purpose of contract	General
Contract start date	01/04/2006
Contract end date	

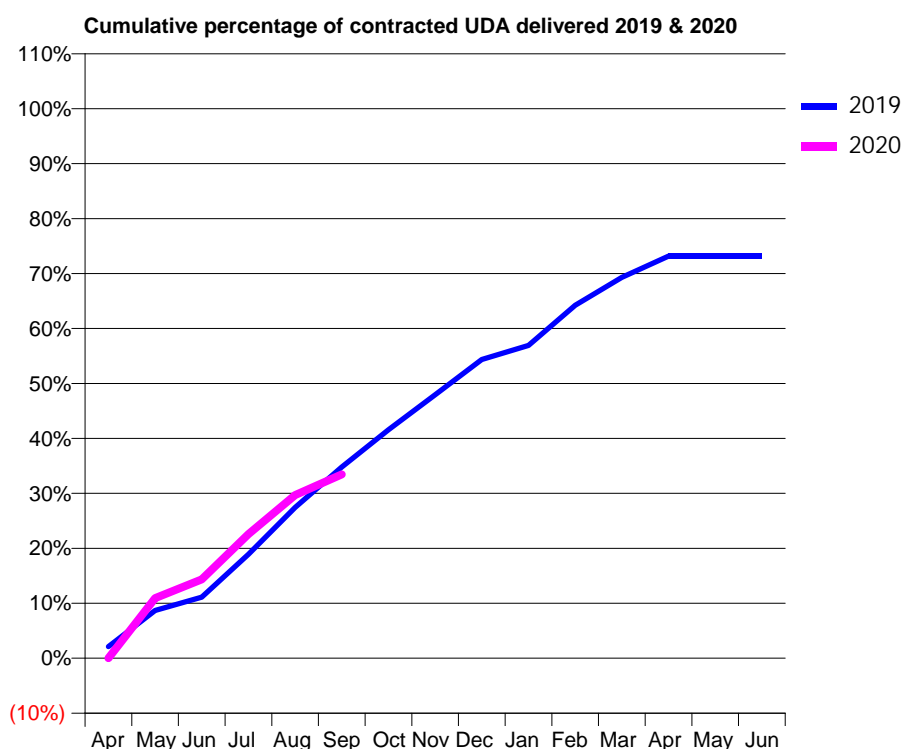
19/20 Contracted general activity (UDA)	988
Carry forward general activity (UDA)	0
19/20 Contracted orthodontic activity (UOA)	0
Carry forward orthodontic activity (UOA)	0
Baseline contract value	£20,517.87

ACCESS*

Patients seen in 24 months	Total	Change since previous quarter
Quarter ending September 2018	424	
Quarter ending December 2018	414	↓
Quarter ending March 2019	408	↓
Quarter ending June 2019	402	↓
Quarter ending September 2019	382	↓
Variance since September 2018	(9.9%)	↓



ACTIVITY



Month	2019	2020
April	21	0
May	86	108
June	110	142
July	187	223
August	271	293
September	344	330
October	411	
November	474	
December	537	
January	562	
February	635	
March	685	
April	723	
May	723	
June	723	

QUALITY

	Quantity	Base Number	Contract	AT	Region	England
% of FP17s for the same patient ID Re-attending within 3 months - Children	9	211	4.3%	10.0%	11.3%	11.5%
% of FP17s for the same patient ID Re-attending within 3 months - Adults	4	70	5.7%	13.5%	14.7%	15.4%
% of FP17s for the same patient ID Re-attending between 3 & 9 months - Children	147	211	69.7%	63.2%	60.8%	59.7%
% of FP17s for the same patient ID Re-attending between 3 & 9 months - Adults	50	70	71.4%	56.9%	52.8%	51.7%
% of FP17s for Band 1 Urgent Courses	12	252	4.8%	6.8%	8.2%	9.2%
% of FP17s Relating to Free Repair or Replacements	0	252	0.0%	0.7%	0.7%	0.7%
% of FP17s Relating to Continuations	0	252	0.0%	1.0%	0.8%	0.8%
% of Patients satisfied with the dentistry they have received	0	0	N/A	91.9%	93.2%	93.5%
% of Patients satisfied with the time they had to wait for an appointment	0	0	N/A	86.7%	88.5%	87.4%

* This is based on patients treated on this contract for their most recent course of treatment.

Figures in italics indicate the base number of FP17s or Patient Questionnaire responses are less than 100. N/A is shown where the base number of responses is less than 10 during the period. % is calculated as Quantity/Base number*100

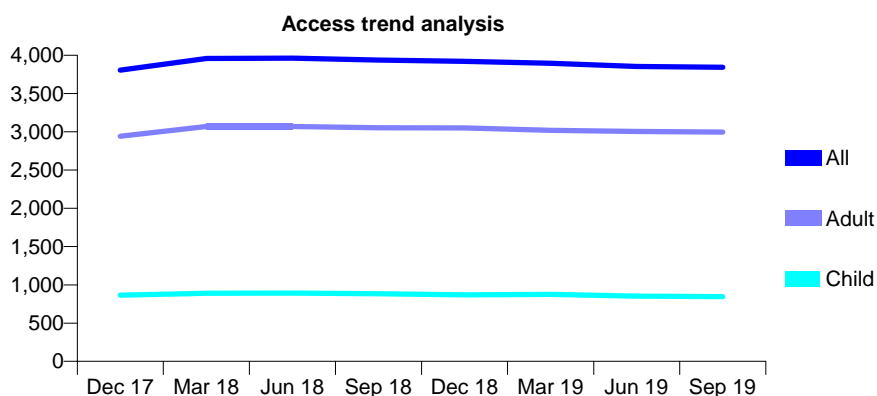
Q55 - Vital Signs At a Glance Contract Report for 576050/0002 - September 2019

Name or company name	MR AJ STOGGALL
Contract type name	GDS Contract
Purpose of contract	General
Contract start date	01/04/2006
Contract end date	

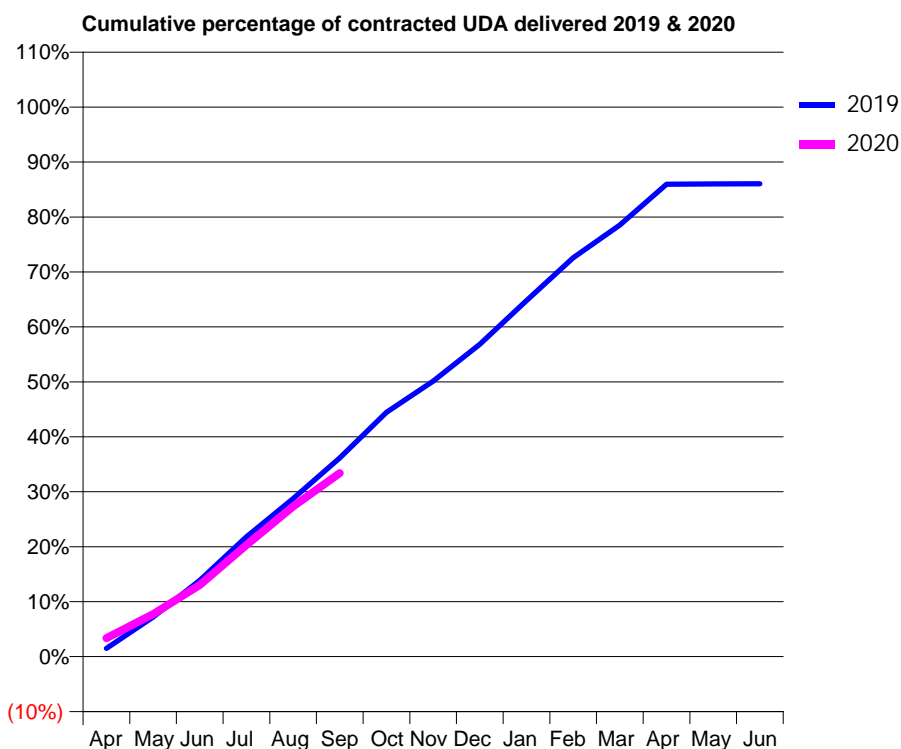
19/20 Contracted general activity (UDA)	13,035
Carry forward general activity (UDA)	0
19/20 Contracted orthodontic activity (UOA)	0
Carry forward orthodontic activity (UOA)	0
Baseline contract value	£355,872.90

ACCESS*

Patients seen in 24 months	Total	Change since previous quarter
Quarter ending September 2018	3,937	
Quarter ending December 2018	3,920	→
Quarter ending March 2019	3,895	→
Quarter ending June 2019	3,855	↓
Quarter ending September 2019	3,842	→
Variance since September 2018	(2.4%)	↓



ACTIVITY



Month	Adjusted Scheduled Activity (UDA)	
	2019	2020
April	199	440
May	941	1,006
June	1,811	1,700
July	2,842	2,649
August	3,751	3,564
September	4,711	4,353
October	5,796	
November	6,536	
December	7,409	
January	8,443	
February	9,463	
March	10,237	
April	11,203	
May	11,211	
June	11,216	

QUALITY

	Quantity	Base Number	Contract	AT	Region	England
% of FP17s for the same patient ID Re-attending within 3 months - Children	39	619	6.3%	10.0%	11.3%	11.5%
% of FP17s for the same patient ID Re-attending within 3 months - Adults	299	2,278	13.1%	13.5%	14.7%	15.4%
% of FP17s for the same patient ID Re-attending between 3 & 9 months - Children	390	619	63.0%	63.2%	60.8%	59.7%
% of FP17s for the same patient ID Re-attending between 3 & 9 months - Adults	1,404	2,278	61.6%	56.9%	52.8%	51.7%
% of FP17s for Band 1 Urgent Courses	223	2,429	9.2%	6.8%	8.2%	9.2%
% of FP17s Relating to Free Repair or Replacements	27	2,429	1.1%	0.7%	0.7%	0.7%
% of FP17s Relating to Continuations	25	2,429	1.0%	1.0%	0.8%	0.8%
% of Patients satisfied with the dentistry they have received	1	1	N/A	91.9%	93.2%	93.5%
% of Patients satisfied with the time they had to wait for an appointment	1	1	N/A	86.7%	88.5%	87.4%

* This is based on patients treated on this contract for their most recent course of treatment. Figures in italics indicate the base number of FP17s or Patient Questionnaire responses are less than 100. N/A is shown where the base number of responses is less than 10 during the period. % is calculated as Quantity/Base number*100

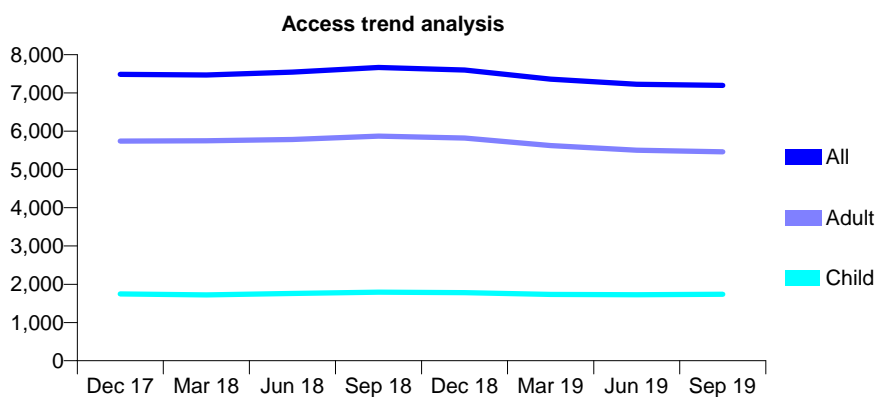
Q55 - Vital Signs At a Glance Contract Report for 577421/0001 - September 2019

Name or company name	MISS AC PETERSON
Contract type name	GDS Contract
Purpose of contract	General
Contract start date	01/04/2006
Contract end date	

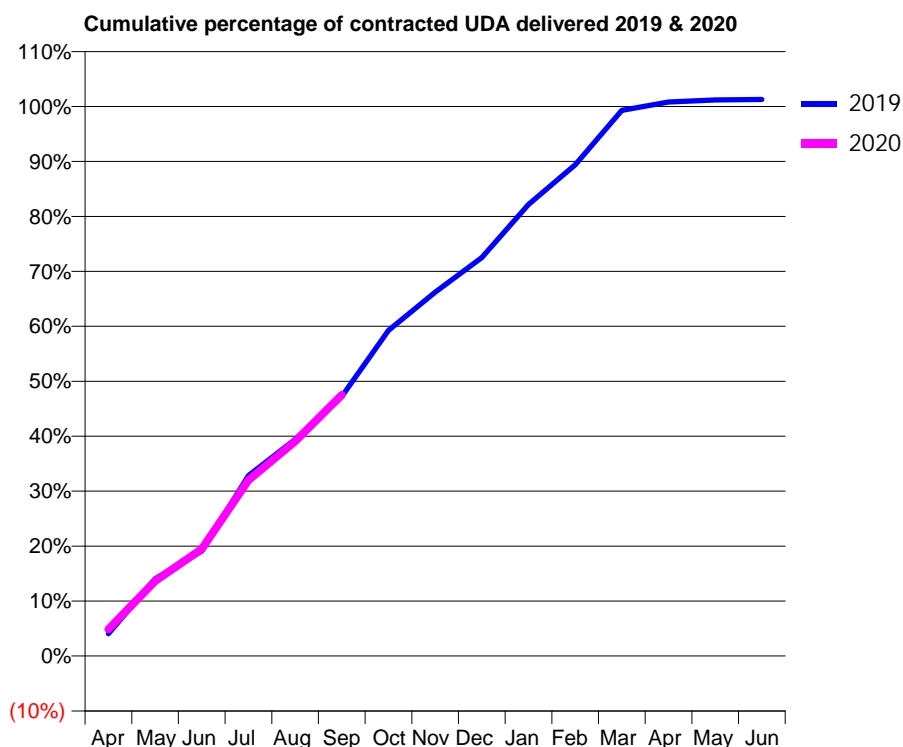
19/20 Contracted general activity (UDA)	18,015
Carry forward general activity (UDA)	0
19/20 Contracted orthodontic activity (UOA)	0
Carry forward orthodontic activity (UOA)	0
Baseline contract value	£510,389.52

ACCESS*

Patients seen in 24 months	Total	Change since previous quarter
Quarter ending September 2018	7,667	
Quarter ending December 2018	7,597	→
Quarter ending March 2019	7,360	↓
Quarter ending June 2019	7,225	↓
Quarter ending September 2019	7,197	→
Variance since September 2018	(6.1%)	↓



ACTIVITY



Month	Adjusted Scheduled Activity (UDA)	
	2019	2020
April	733	880
May	2,532	2,459
June	3,439	3,508
July	5,915	5,765
August	7,102	7,041
September	8,507	8,556
October	10,671	
November	11,927	
December	13,059	
January	14,804	
February	16,102	
March	17,886	
April	18,161	
May	18,227	
June	18,245	

QUALITY

	Quantity	Base Number	Contract	AT	Region	England
% of FP17s for the same patient ID Re-attending within 3 months - Children	89	1,428	6.2%	10.0%	11.3%	11.5%
% of FP17s for the same patient ID Re-attending within 3 months - Adults	436	3,799	11.5%	13.5%	14.7%	15.4%
% of FP17s for the same patient ID Re-attending between 3 & 9 months - Children	913	1,428	63.9%	63.2%	60.8%	59.7%
% of FP17s for the same patient ID Re-attending between 3 & 9 months - Adults	2,282	3,799	60.1%	56.9%	52.8%	51.7%
% of FP17s for Band 1 Urgent Courses	195	4,687	4.2%	6.8%	8.2%	9.2%
% of FP17s Relating to Free Repair or Replacements	75	4,687	1.6%	0.7%	0.7%	0.7%
% of FP17s Relating to Continuations	99	4,687	2.1%	1.0%	0.8%	0.8%
% of Patients satisfied with the dentistry they have received	6	6	N/A	91.9%	93.2%	93.5%
% of Patients satisfied with the time they had to wait for an appointment	6	6	N/A	86.7%	88.5%	87.4%

* This is based on patients treated on this contract for their most recent course of treatment. Figures in italics indicate the base number of FP17s or Patient Questionnaire responses are less than 100. N/A is shown where the base number of responses is less than 10 during the period. % is calculated as Quantity/Base number*100

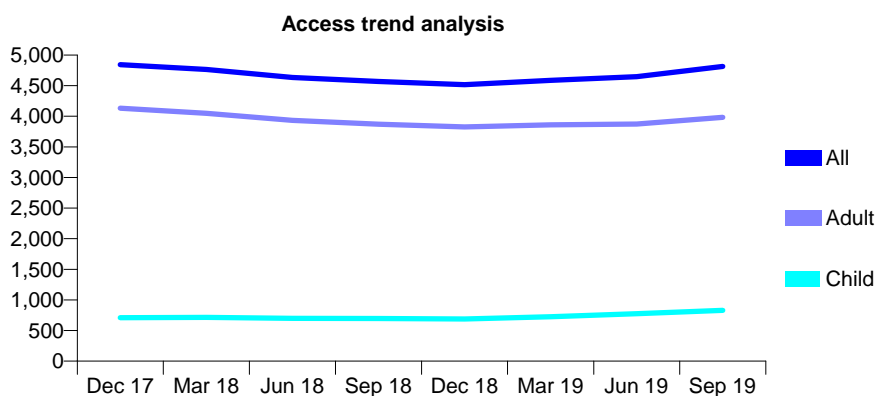
Q55 - Vital Signs At a Glance Contract Report for 612715/0001 - September 2019

Name or company name	Ward and Allison Dental Practice
Contract type name	GDS Contract
Purpose of contract	General
Contract start date	01/02/2010
Contract end date	

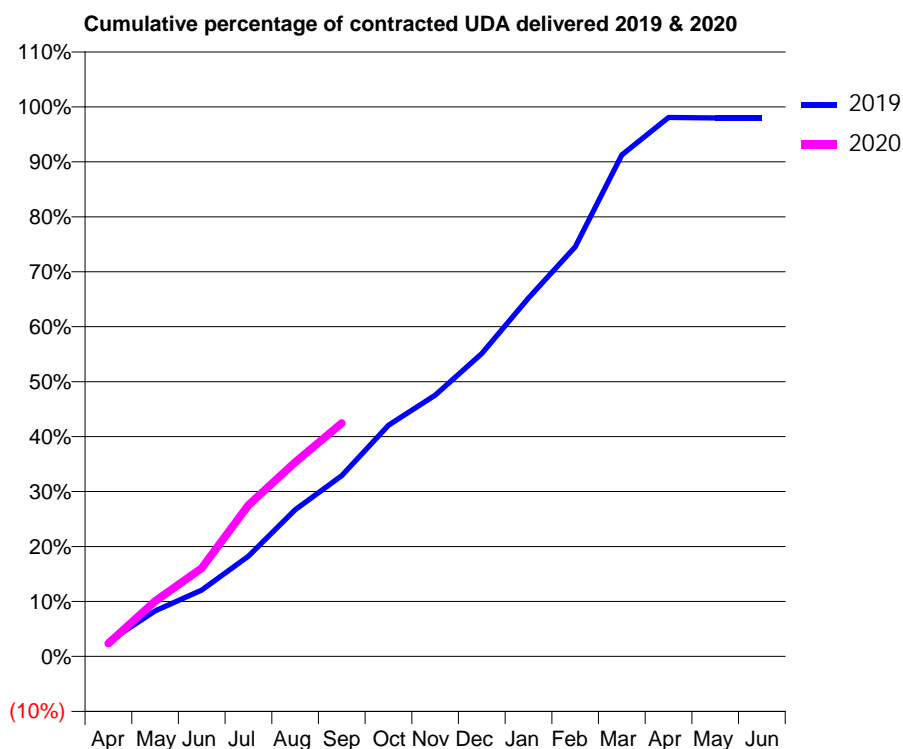
19/20 Contracted general activity (UDA)	13,207
Carry forward general activity (UDA)	0
19/20 Contracted orthodontic activity (UOA)	0
Carry forward orthodontic activity (UOA)	0
Baseline contract value	£277,850.98

ACCESS*

Patients seen in 24 months	Total	Change since previous quarter
Quarter ending September 2018	4,568	
Quarter ending December 2018	4,516	↓
Quarter ending March 2019	4,587	→
Quarter ending June 2019	4,647	→
Quarter ending September 2019	4,814	↑
Variance since September 2018	5.4%	↑



ACTIVITY



Month	2019	2020
April	353	311
May	1,095	1,328
June	1,595	2,124
July	2,410	3,636
August	3,524	4,669
September	4,343	5,607
October	5,557	
November	6,280	
December	7,279	
January	8,614	
February	9,843	
March	12,051	
April	12,952	
May	12,939	
June	12,939	

QUALITY

	Quantity	Base Number	Contract	AT	Region	England
% of FP17s for the same patient ID Re-attending within 3 months - Children	60	627	9.6%	10.0%	11.3%	11.5%
% of FP17s for the same patient ID Re-attending within 3 months - Adults	402	2,643	15.2%	13.5%	14.7%	15.4%
% of FP17s for the same patient ID Re-attending between 3 & 9 months - Children	313	627	49.9%	63.2%	60.8%	59.7%
% of FP17s for the same patient ID Re-attending between 3 & 9 months - Adults	1,339	2,643	50.7%	56.9%	52.8%	51.7%
% of FP17s for Band 1 Urgent Courses	150	2,871	5.2%	6.8%	8.2%	9.2%
% of FP17s Relating to Free Repair or Replacements	21	2,871	0.7%	0.7%	0.7%	0.7%
% of FP17s Relating to Continuations	16	2,871	0.6%	1.0%	0.8%	0.8%
% of Patients satisfied with the dentistry they have received	4	4	N/A	91.9%	93.2%	93.5%
% of Patients satisfied with the time they had to wait for an appointment	3	4	N/A	86.7%	88.5%	87.4%

* This is based on patients treated on this contract for their most recent course of treatment. Figures in italics indicate the base number of FP17s or Patient Questionnaire responses are less than 100. N/A is shown where the base number of responses is less than 10 during the period. % is calculated as Quantity/Base number*100

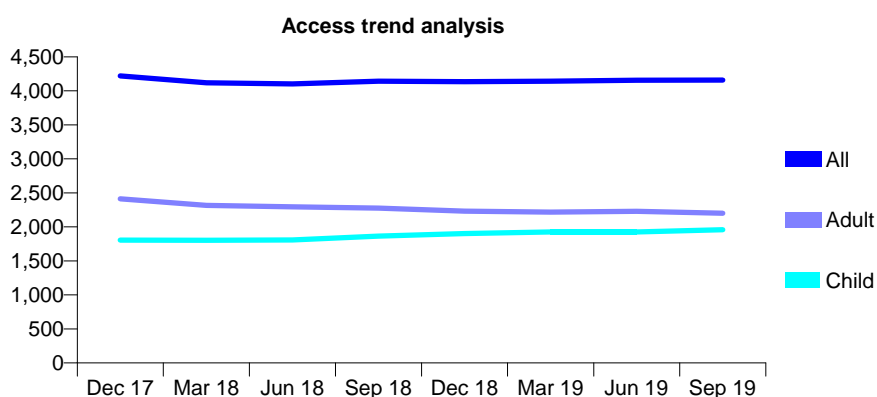
Q55 - Vital Signs At a Glance Contract Report for 651281/0001 - September 2019

Name or company name	MR GC SAVVA
Contract type name	GDS Contract
Purpose of contract	General
Contract start date	01/04/2006
Contract end date	

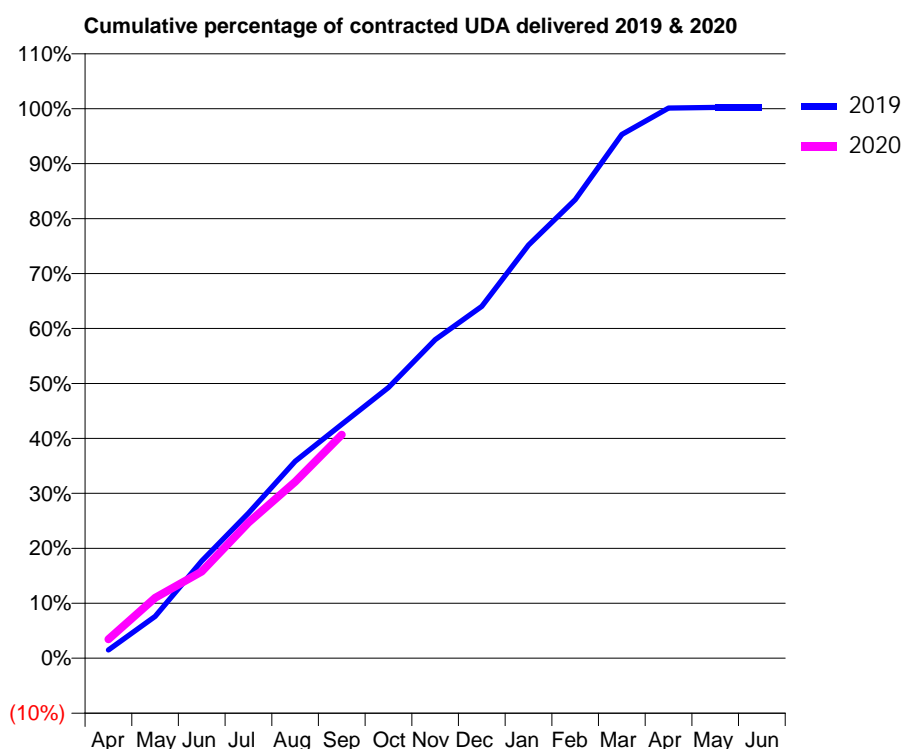
19/20 Contracted general activity (UDA)	10,000
Carry forward general activity (UDA)	0
19/20 Contracted orthodontic activity (UOA)	0
Carry forward orthodontic activity (UOA)	0
Baseline contract value	£255,377.00

ACCESS*

Patients seen in 24 months	Total	Change since previous quarter
Quarter ending September 2018	4,143	
Quarter ending December 2018	4,135	→
Quarter ending March 2019	4,143	→
Quarter ending June 2019	4,155	→
Quarter ending September 2019	4,159	→
Variance since September 2018	0.4%	→



ACTIVITY



Month	2019	2020
April	138	346
May	704	1,101
June	1,636	1,577
July	2,441	2,470
August	3,314	3,212
September	3,939	4,066
October	4,557	
November	5,362	
December	5,922	
January	6,955	
February	7,719	
March	8,816	
April	9,260	
May	9,272	
June	9,272	

QUALITY

	Quantity	Base Number	Contract	AT	Region	England
% of FP17s for the same patient ID Re-attending within 3 months - Children	121	1,583	7.6%	10.0%	11.3%	11.5%
% of FP17s for the same patient ID Re-attending within 3 months - Adults	277	1,671	16.6%	13.5%	14.7%	15.4%
% of FP17s for the same patient ID Re-attending between 3 & 9 months - Children	1,036	1,583	65.4%	63.2%	60.8%	59.7%
% of FP17s for the same patient ID Re-attending between 3 & 9 months - Adults	1,098	1,671	65.7%	56.9%	52.8%	51.7%
% of FP17s for Band 1 Urgent Courses	202	2,750	7.3%	6.8%	8.2%	9.2%
% of FP17s Relating to Free Repair or Replacements	9	2,750	0.3%	0.7%	0.7%	0.7%
% of FP17s Relating to Continuations	8	2,750	0.3%	1.0%	0.8%	0.8%
% of Patients satisfied with the dentistry they have received	3	3	N/A	91.9%	93.2%	93.5%
% of Patients satisfied with the time they had to wait for an appointment	2	3	N/A	86.7%	88.5%	87.4%

* This is based on patients treated on this contract for their most recent course of treatment.

Figures in italics indicate the base number of FP17s or Patient Questionnaire responses are less than 100. N/A is shown where the base number of responses is less than 10 during the period. % is calculated as Quantity/Base number*100

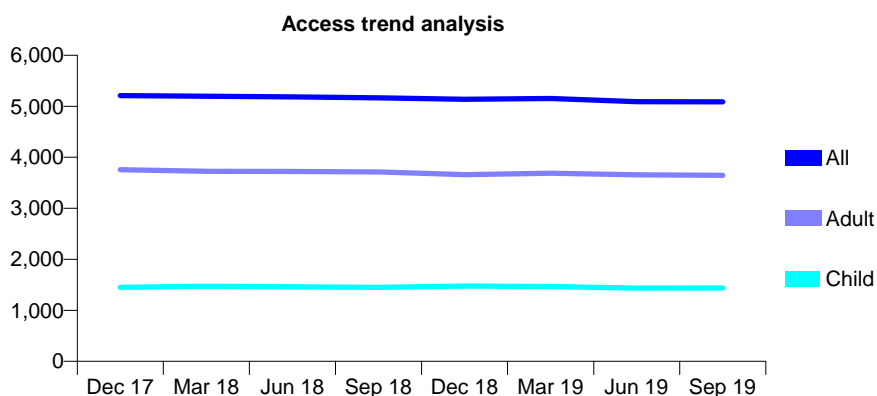
Q55 - Vital Signs At a Glance Contract Report for 653861/0001 - September 2019

Name or company name	MR AF CHALMERS
Contract type name	GDS Contract
Purpose of contract	General and Orthodontic
Contract start date	01/04/2006
Contract end date	

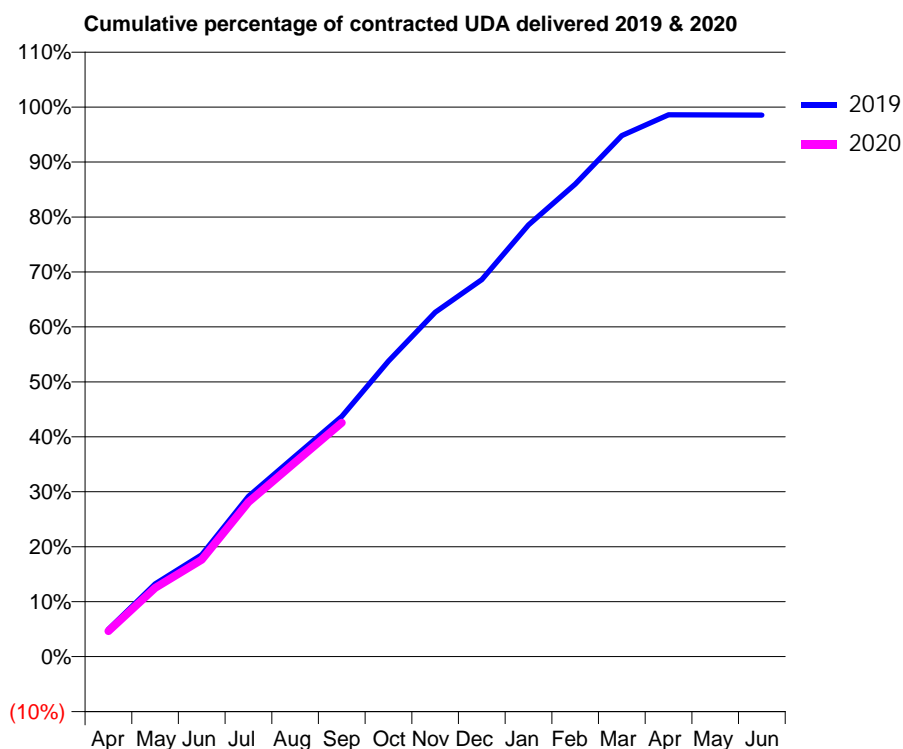
19/20 Contracted general activity (UDA)	14,500
Carry forward general activity (UDA)	0
19/20 Contracted orthodontic activity (UOA)	590
Carry forward orthodontic activity (UOA)	0
Baseline contract value	£441,491.67

ACCESS*

Patients seen in 24 months	Total	Change since previous quarter
Quarter ending September 2018	5,165	
Quarter ending December 2018	5,135	→
Quarter ending March 2019	5,154	→
Quarter ending June 2019	5,090	↓
Quarter ending September 2019	5,086	→
Variance since September 2018	(1.5%)	↓



ACTIVITY



Month	Adjusted Scheduled Activity (UDA)	
	2019	2020
April	720	675
May	1,919	1,815
June	2,692	2,558
July	4,227	4,075
August	5,290	5,128
September	6,334	6,172
October	7,796	
November	9,089	
December	9,947	
January	11,391	
February	12,469	
March	13,746	
April	14,295	
May	14,290	
June	14,289	

QUALITY

	Quantity	Base Number	Contract	AT	Region	England
% of FP17s for the same patient ID Re-attending within 3 months - Children	119	1,374	8.7%	10.0%	11.3%	11.5%
% of FP17s for the same patient ID Re-attending within 3 months - Adults	418	2,938	14.2%	13.5%	14.7%	15.4%
% of FP17s for the same patient ID Re-attending between 3 & 9 months - Children	1,032	1,374	75.1%	63.2%	60.8%	59.7%
% of FP17s for the same patient ID Re-attending between 3 & 9 months - Adults	2,025	2,938	68.9%	56.9%	52.8%	51.7%
% of FP17s for Band 1 Urgent Courses	284	3,997	7.1%	6.8%	8.2%	9.2%
% of FP17s Relating to Free Repair or Replacements	17	3,997	0.4%	0.7%	0.7%	0.7%
% of FP17s Relating to Continuations	5	3,997	0.1%	1.0%	0.8%	0.8%
% of Patients satisfied with the dentistry they have received	1	1	N/A	91.9%	93.2%	93.5%
% of Patients satisfied with the time they had to wait for an appointment	1	1	N/A	86.7%	88.5%	87.4%

* This is based on patients treated on this contract for their most recent course of treatment. Figures in italics indicate the base number of FP17s or Patient Questionnaire responses are less than 100. N/A is shown where the base number of responses is less than 10 during the period. % is calculated as Quantity/Base number*100

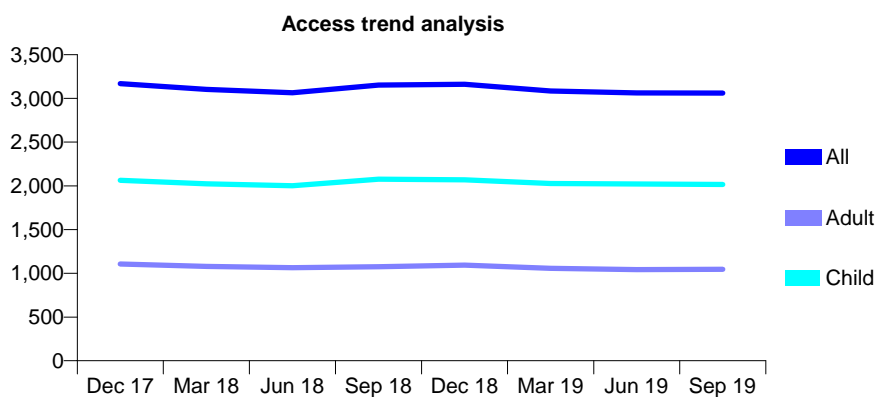
Q55 - Vital Signs At a Glance Contract Report for 673838/0001 - September 2019

Name or company name	MR JF HUME-SPRY
Contract type name	GDS Contract
Purpose of contract	General
Contract start date	01/04/2006
Contract end date	

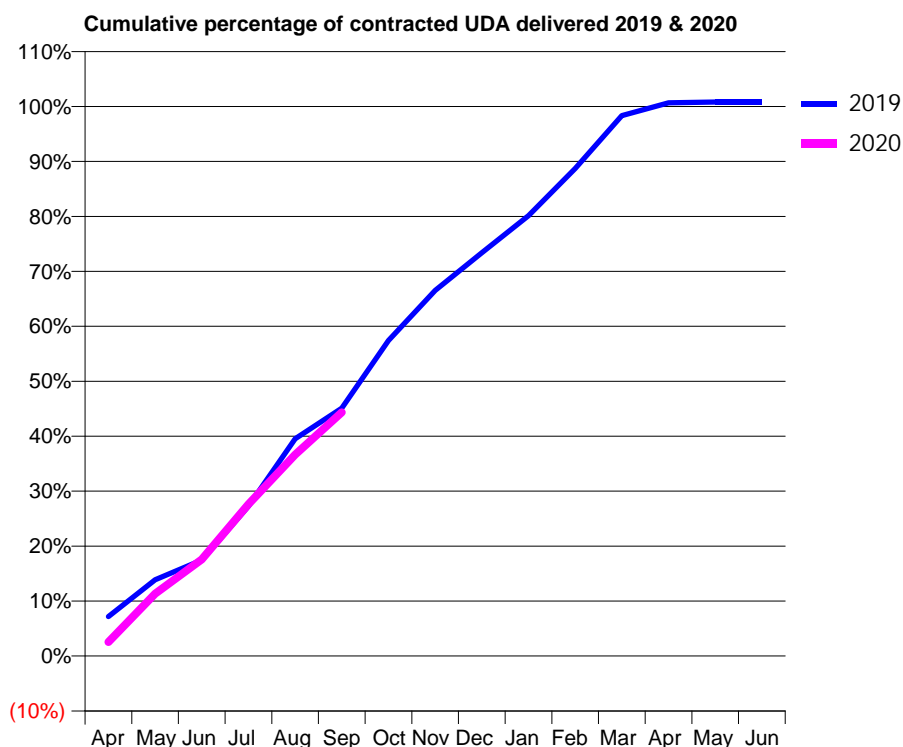
19/20 Contracted general activity (UDA)	7,875
Carry forward general activity (UDA)	0
19/20 Contracted orthodontic activity (UOA)	0
Carry forward orthodontic activity (UOA)	0
Baseline contract value	£185,769.63

ACCESS*

Patients seen in 24 months	Total	Change since previous quarter
Quarter ending September 2018	3,152	
Quarter ending December 2018	3,162	→
Quarter ending March 2019	3,084	↓
Quarter ending June 2019	3,063	→
Quarter ending September 2019	3,061	→
Variance since September 2018	(2.9%)	↓



ACTIVITY



Month	Adjusted Scheduled Activity (UDA)	
	2019	2020
April	565	201
May	1,094	894
June	1,375	1,384
July	2,148	2,176
August	3,114	2,886
September	3,552	3,492
October	4,523	
November	5,238	
December	5,778	
January	6,311	
February	6,987	
March	7,743	
April	7,928	
May	7,939	
June	7,939	

QUALITY

	Quantity	Base Number	Contract	AT	Region	England
% of FP17s for the same patient ID Re-attending within 3 months - Children	145	1,734	8.4%	10.0%	11.3%	11.5%
% of FP17s for the same patient ID Re-attending within 3 months - Adults	111	711	15.6%	13.5%	14.7%	15.4%
% of FP17s for the same patient ID Re-attending between 3 & 9 months - Children	1,207	1,734	69.6%	63.2%	60.8%	59.7%
% of FP17s for the same patient ID Re-attending between 3 & 9 months - Adults	460	711	64.7%	56.9%	52.8%	51.7%
% of FP17s for Band 1 Urgent Courses	29	2,300	1.3%	6.8%	8.2%	9.2%
% of FP17s Relating to Free Repair or Replacements	2	2,300	0.1%	0.7%	0.7%	0.7%
% of FP17s Relating to Continuations	57	2,300	2.5%	1.0%	0.8%	0.8%
% of Patients satisfied with the dentistry they have received	0	0	N/A	91.9%	93.2%	93.5%
% of Patients satisfied with the time they had to wait for an appointment	0	0	N/A	86.7%	88.5%	87.4%

* This is based on patients treated on this contract for their most recent course of treatment. Figures in italics indicate the base number of FP17s or Patient Questionnaire responses are less than 100. N/A is shown where the base number of responses is less than 10 during the period. % is calculated as Quantity/Base number*100

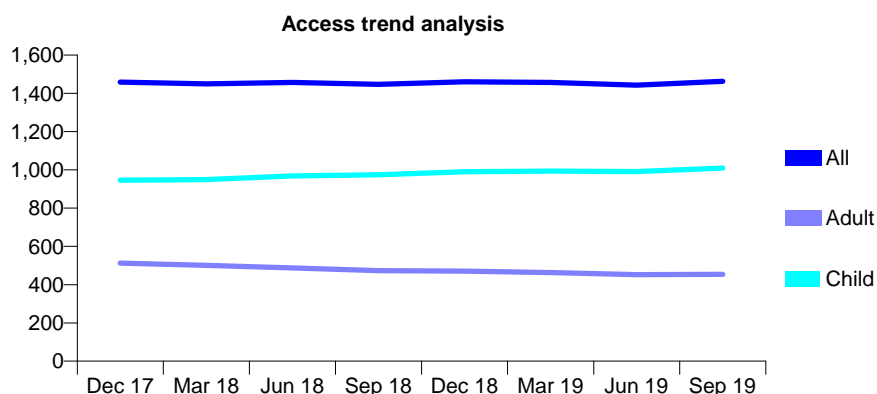
Q55 - Vital Signs At a Glance Contract Report for 673862/0002 - September 2019

Name or company name	MR SC PEARCE
Contract type name	GDS Contract
Purpose of contract	General
Contract start date	01/04/2006
Contract end date	

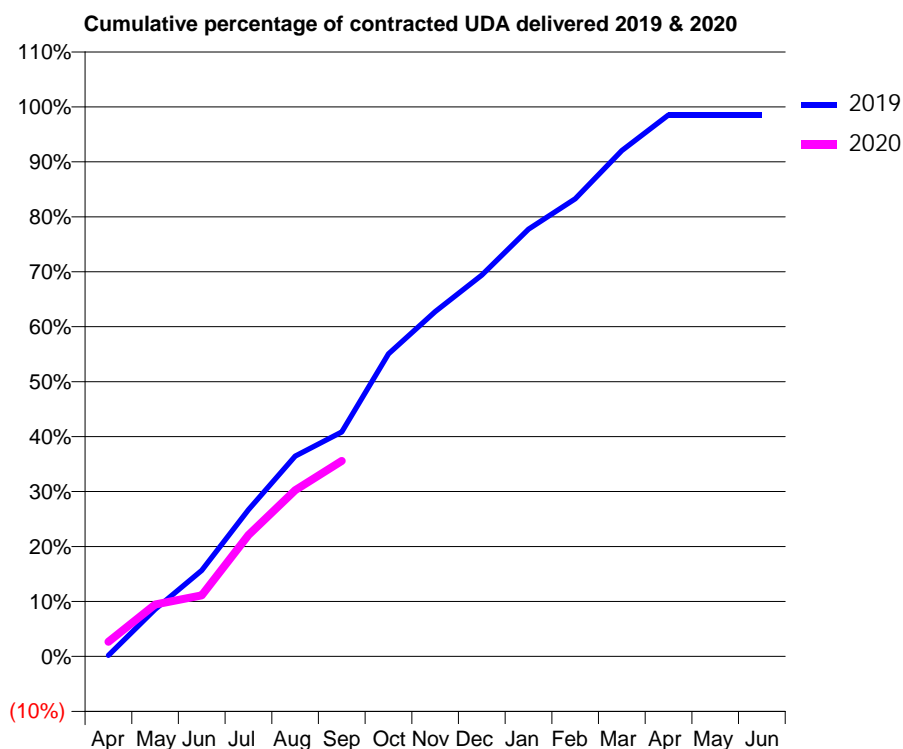
19/20 Contracted general activity (UDA)	4,500
Carry forward general activity (UDA)	0
19/20 Contracted orthodontic activity (UOA)	0
Carry forward orthodontic activity (UOA)	0
Baseline contract value	£106,112.50

ACCESS*

Patients seen in 24 months	Total	Change since previous quarter
Quarter ending September 2018	1,447	
Quarter ending December 2018	1,460	→
Quarter ending March 2019	1,457	→
Quarter ending June 2019	1,443	→
Quarter ending September 2019	1,463	→
Variance since September 2018	1.1%	→



ACTIVITY



Month	Adjusted Scheduled Activity (UDA)	
	2019	2020
April	7	121
May	352	425
June	642	500
July	1,095	994
August	1,494	1,361
September	1,675	1,601
October	2,257	
November	2,573	
December	2,845	
January	3,188	
February	3,414	
March	3,773	
April	4,040	
May	4,040	
June	4,040	

QUALITY

	Quantity	Base Number	Contract	AT	Region	England
% of FP17s for the same patient ID Re-attending within 3 months - Children	69	941	7.3%	10.0%	11.3%	11.5%
% of FP17s for the same patient ID Re-attending within 3 months - Adults	39	207	18.8%	13.5%	14.7%	15.4%
% of FP17s for the same patient ID Re-attending between 3 & 9 months - Children	705	941	74.9%	63.2%	60.8%	59.7%
% of FP17s for the same patient ID Re-attending between 3 & 9 months - Adults	119	207	57.5%	56.9%	52.8%	51.7%
% of FP17s for Band 1 Urgent Courses	62	1,012	6.1%	6.8%	8.2%	9.2%
% of FP17s Relating to Free Repair or Replacements	0	1,012	0.0%	0.7%	0.7%	0.7%
% of FP17s Relating to Continuations	0	1,012	0.0%	1.0%	0.8%	0.8%
% of Patients satisfied with the dentistry they have received	1	1	N/A	91.9%	93.2%	93.5%
% of Patients satisfied with the time they had to wait for an appointment	1	1	N/A	86.7%	88.5%	87.4%

* This is based on patients treated on this contract for their most recent course of treatment. Figures in italics indicate the base number of FP17s or Patient Questionnaire responses are less than 100. N/A is shown where the base number of responses is less than 10 during the period. % is calculated as Quantity/Base number*100

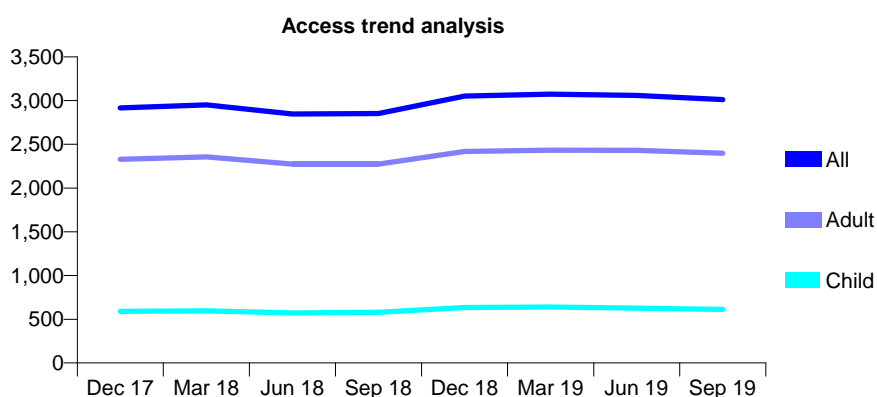
Q55 - Vital Signs At a Glance Contract Report for 674427/0001 - September 2019

Name or company name	MR N SHAW
Contract type name	GDS Contract
Purpose of contract	General
Contract start date	01/10/2007
Contract end date	

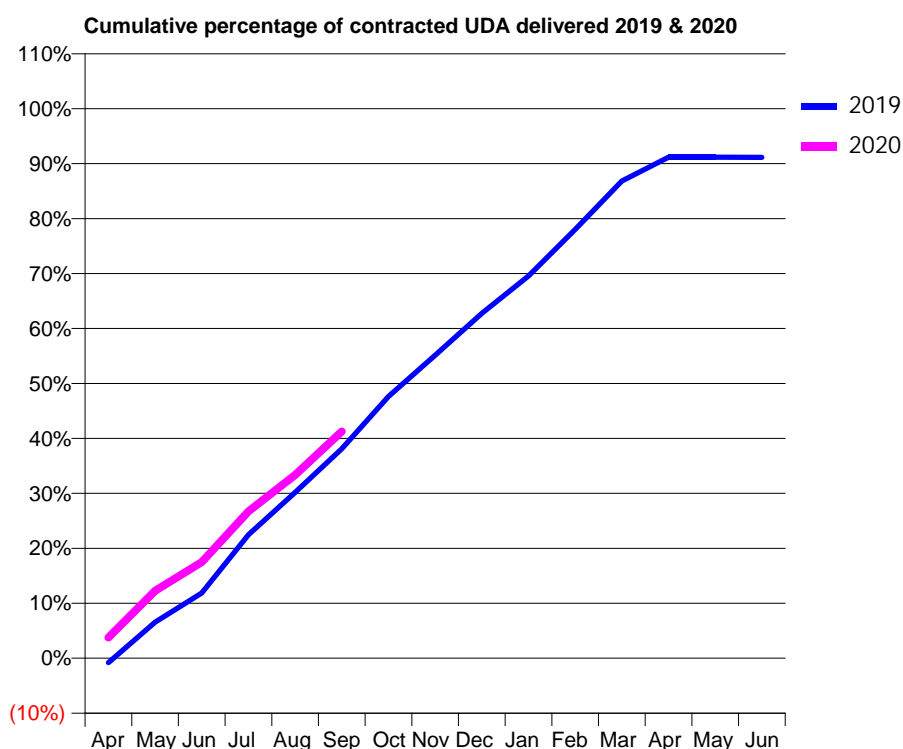
19/20 Contracted general activity (UDA)	9,028
Carry forward general activity (UDA)	0
19/20 Contracted orthodontic activity (UOA)	0
Carry forward orthodontic activity (UOA)	0
Baseline contract value	£258,835.45

ACCESS*

Patients seen in 24 months	Total	Change since previous quarter
Quarter ending September 2018	2,852	
Quarter ending December 2018	3,051	↑
Quarter ending March 2019	3,073	→
Quarter ending June 2019	3,059	→
Quarter ending September 2019	3,011	↓
Variance since September 2018	5.6%	↑



ACTIVITY



Month	2019	2020
April	-74	341
May	593	1,109
June	1,072	1,578
July	2,030	2,413
August	2,724	3,010
September	3,441	3,723
October	4,298	
November	4,978	
December	5,664	
January	6,281	
February	7,044	
March	7,840	
April	8,230	
May	8,230	
June	8,227	

QUALITY

	Quantity	Base Number	Contract	AT	Region	England
% of FP17s for the same patient ID Re-attending within 3 months - Children	24	535	4.5%	10.0%	11.3%	11.5%
% of FP17s for the same patient ID Re-attending within 3 months - Adults	138	1,871	7.4%	13.5%	14.7%	15.4%
% of FP17s for the same patient ID Re-attending between 3 & 9 months - Children	365	535	68.2%	63.2%	60.8%	59.7%
% of FP17s for the same patient ID Re-attending between 3 & 9 months - Adults	1,075	1,871	57.5%	56.9%	52.8%	51.7%
% of FP17s for Band 1 Urgent Courses	111	2,244	4.9%	6.8%	8.2%	9.2%
% of FP17s Relating to Free Repair or Replacements	7	2,244	0.3%	0.7%	0.7%	0.7%
% of FP17s Relating to Continuations	8	2,244	0.4%	1.0%	0.8%	0.8%
% of Patients satisfied with the dentistry they have received	0	0	N/A	91.9%	93.2%	93.5%
% of Patients satisfied with the time they had to wait for an appointment	0	0	N/A	86.7%	88.5%	87.4%

* This is based on patients treated on this contract for their most recent course of treatment.

Figures in italics indicate the base number of FP17s or Patient Questionnaire responses are less than 100. N/A is shown where the base number of responses is less than 10 during the period. % is calculated as Quantity/Base number*100

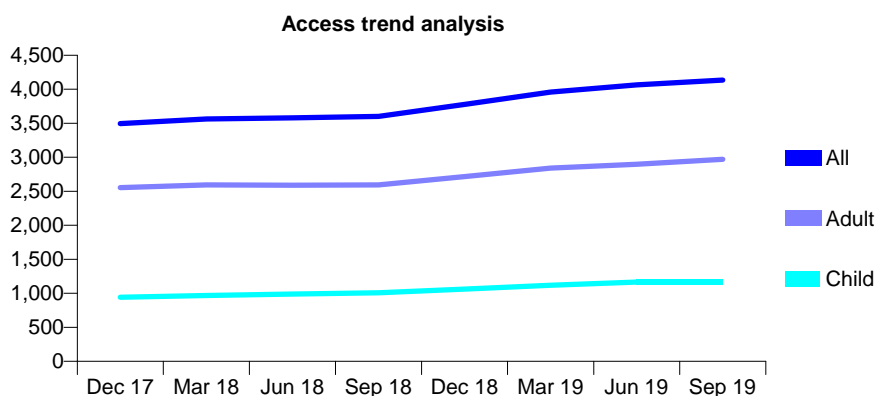
Q55 - Vital Signs At a Glance Contract Report for 677043/0001 - September 2019

Name or company name	Darren Bywater & Alex Green
Contract type name	GDS Contract
Purpose of contract	General
Contract start date	01/04/2006
Contract end date	

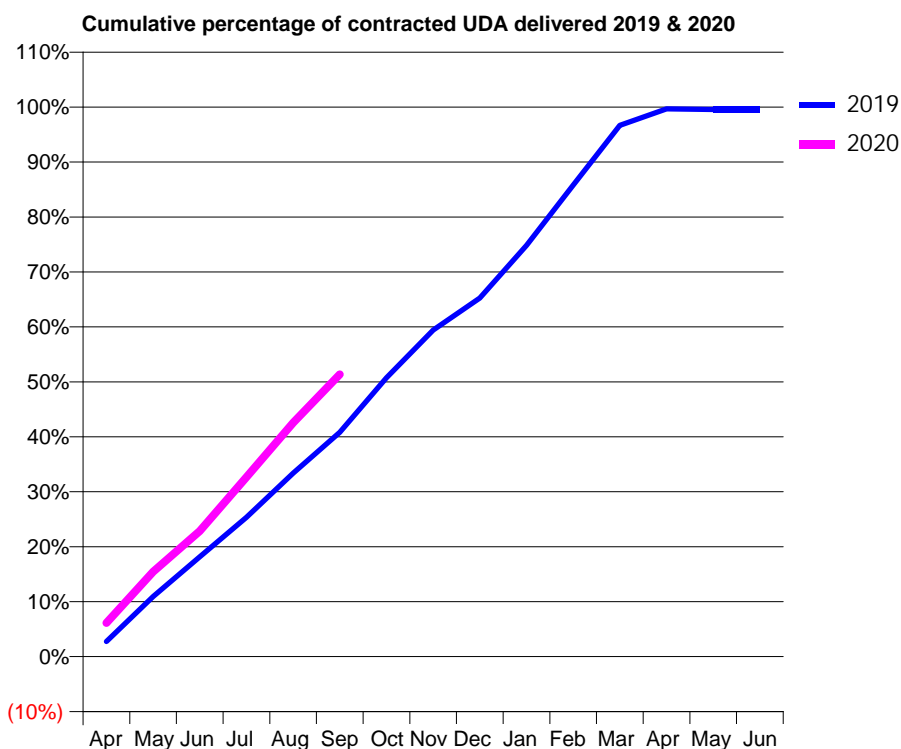
19/20 Contracted general activity (UDA)	10,505
Carry forward general activity (UDA)	0
19/20 Contracted orthodontic activity (UOA)	0
Carry forward orthodontic activity (UOA)	0
Baseline contract value	£279,261.27

ACCESS*

Patients seen in 24 months	Total	Change since previous quarter
Quarter ending September 2018	3,601	
Quarter ending December 2018	3,778	↑
Quarter ending March 2019	3,960	↑
Quarter ending June 2019	4,063	↑
Quarter ending September 2019	4,136	→
Variance since September 2018	14.9%	↑



ACTIVITY



Month	Adjusted Scheduled Activity (UDA)	
	2019	2020
April	289	645
May	1,147	1,622
June	1,909	2,399
July	2,663	3,430
August	3,509	4,473
September	4,288	5,394
October	5,333	
November	6,242	
December	6,853	
January	7,859	
February	9,014	
March	10,155	
April	10,470	
May	10,458	
June	10,458	

QUALITY

	Quantity	Base Number	Contract	AT	Region	England
% of FP17s for the same patient ID Re-attending within 3 months - Children	70	943	7.4%	10.0%	11.3%	11.5%
% of FP17s for the same patient ID Re-attending within 3 months - Adults	310	2,204	14.1%	13.5%	14.7%	15.4%
% of FP17s for the same patient ID Re-attending between 3 & 9 months - Children	612	943	64.9%	63.2%	60.8%	59.7%
% of FP17s for the same patient ID Re-attending between 3 & 9 months - Adults	1,273	2,204	57.8%	56.9%	52.8%	51.7%
% of FP17s for Band 1 Urgent Courses	151	2,962	5.1%	6.8%	8.2%	9.2%
% of FP17s Relating to Free Repair or Replacements	31	2,962	1.0%	0.7%	0.7%	0.7%
% of FP17s Relating to Continuations	5	2,962	0.2%	1.0%	0.8%	0.8%
% of Patients satisfied with the dentistry they have received	3	4	N/A	91.9%	93.2%	93.5%
% of Patients satisfied with the time they had to wait for an appointment	3	4	N/A	86.7%	88.5%	87.4%

* This is based on patients treated on this contract for their most recent course of treatment. Figures in italics indicate the base number of FP17s or Patient Questionnaire responses are less than 100. N/A is shown where the base number of responses is less than 10 during the period. % is calculated as Quantity/Base number*100

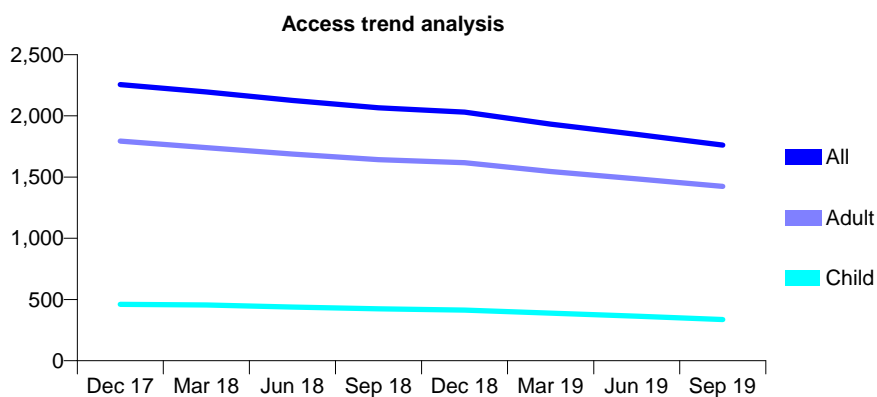
Q55 - Vital Signs At a Glance Contract Report for 677647/0001 - September 2019

Name or company name	MRS S PIENAAR
Contract type name	GDS Contract
Purpose of contract	General
Contract start date	01/10/2007
Contract end date	

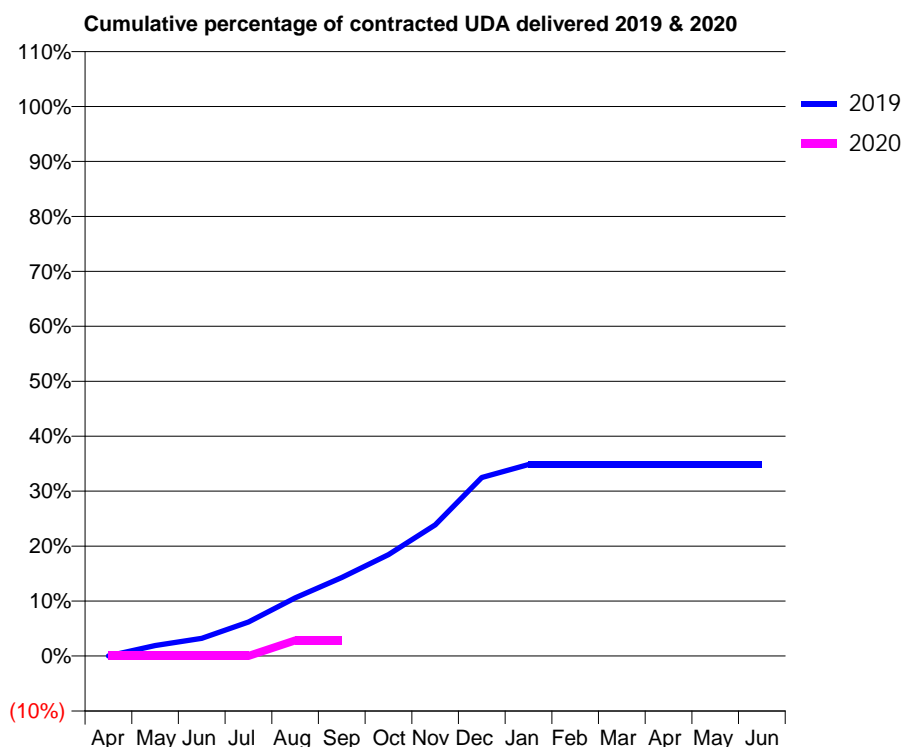
19/20 Contracted general activity (UDA)	10,656
Carry forward general activity (UDA)	0
19/20 Contracted orthodontic activity (UOA)	0
Carry forward orthodontic activity (UOA)	0
Baseline contract value	£260,791.62

ACCESS*

Patients seen in 24 months	Total	Change since previous quarter
Quarter ending September 2018	2,066	
Quarter ending December 2018	2,031	↓
Quarter ending March 2019	1,933	↓
Quarter ending June 2019	1,849	↓
Quarter ending September 2019	1,761	↓
Variance since September 2018	(14.8%)	↓



ACTIVITY



Month	Adjusted Scheduled Activity (UDA)	
	2019	2020
April	0	0
May	203	0
June	344	0
July	660	0
August	1,129	303
September	1,521	303
October	1,966	
November	2,544	
December	3,460	
January	3,715	
February	3,715	
March	3,715	
April	3,715	
May	3,715	
June	3,715	

QUALITY

	Quantity	Base Number	Contract	AT	Region	England
% of FP17s for the same patient ID Re-attending within 3 months - Children	4	135	3.0%	10.0%	11.3%	11.5%
% of FP17s for the same patient ID Re-attending within 3 months - Adults	100	625	16.0%	13.5%	14.7%	15.4%
% of FP17s for the same patient ID Re-attending between 3 & 9 months - Children	29	135	21.5%	63.2%	60.8%	59.7%
% of FP17s for the same patient ID Re-attending between 3 & 9 months - Adults	286	625	45.8%	56.9%	52.8%	51.7%
% of FP17s for Band 1 Urgent Courses	0	99	0.0%	6.8%	8.2%	9.2%
% of FP17s Relating to Free Repair or Replacements	0	99	0.0%	0.7%	0.7%	0.7%
% of FP17s Relating to Continuations	2	99	2.0%	1.0%	0.8%	0.8%
% of Patients satisfied with the dentistry they have received	1	1	N/A	91.9%	93.2%	93.5%
% of Patients satisfied with the time they had to wait for an appointment	1	1	N/A	86.7%	88.5%	87.4%

* This is based on patients treated on this contract for their most recent course of treatment. Figures in italics indicate the base number of FP17s or Patient Questionnaire responses are less than 100. N/A is shown where the base number of responses is less than 10 during the period. % is calculated as Quantity/Base number*100

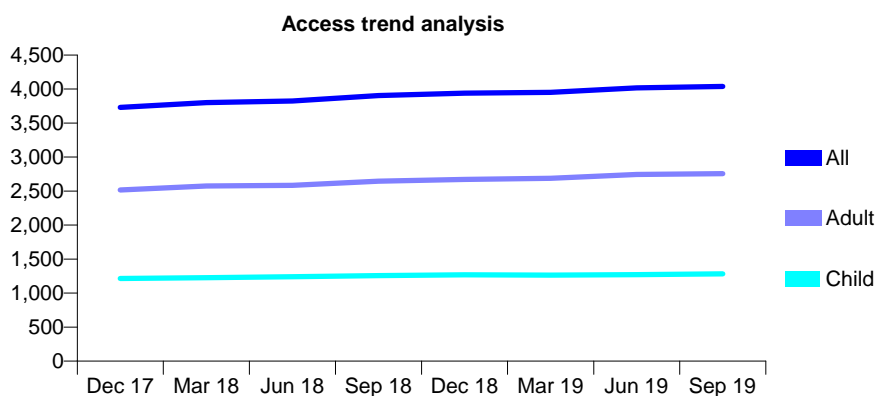
Q55 - Vital Signs At a Glance Contract Report for 679879/0001 - September 2019

Name or company name	MISS F SEZAVAR SHOKOH
Contract type name	GDS Contract
Purpose of contract	General
Contract start date	01/04/2006
Contract end date	

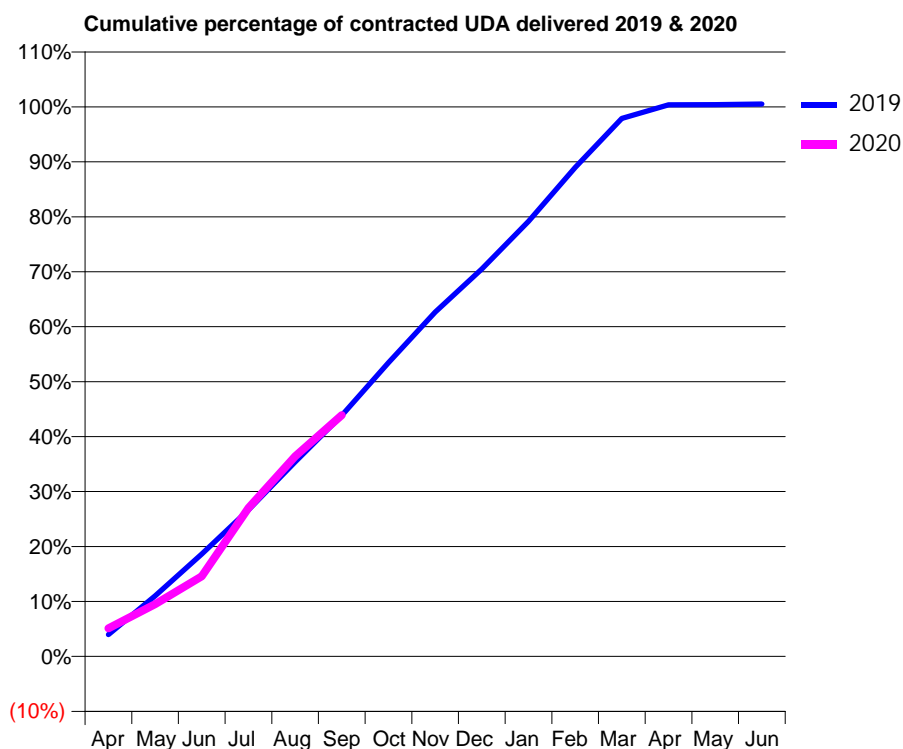
19/20 Contracted general activity (UDA)	14,388
Carry forward general activity (UDA)	0
19/20 Contracted orthodontic activity (UOA)	0
Carry forward orthodontic activity (UOA)	0
Baseline contract value	£364,042.64

ACCESS*

Patients seen in 24 months	Total	Change since previous quarter
Quarter ending September 2018	3,904	
Quarter ending December 2018	3,941	→
Quarter ending March 2019	3,952	→
Quarter ending June 2019	4,016	→
Quarter ending September 2019	4,038	→
Variance since September 2018	3.4%	↑



ACTIVITY



Month	2019	2020
April	575	735
May	1,589	1,370
June	2,680	2,096
July	3,837	3,889
August	5,094	5,239
September	6,309	6,317
October	7,688	
November	9,014	
December	10,141	
January	11,391	
February	12,802	
March	14,083	
April	14,443	
May	14,446	
June	14,460	

QUALITY

	Quantity	Base Number	Contract	AT	Region	England
% of FP17s for the same patient ID Re-attending within 3 months - Children	60	927	6.5%	10.0%	11.3%	11.5%
% of FP17s for the same patient ID Re-attending within 3 months - Adults	330	1,886	17.5%	13.5%	14.7%	15.4%
% of FP17s for the same patient ID Re-attending between 3 & 9 months - Children	547	927	59.0%	63.2%	60.8%	59.7%
% of FP17s for the same patient ID Re-attending between 3 & 9 months - Adults	899	1,886	47.7%	56.9%	52.8%	51.7%
% of FP17s for Band 1 Urgent Courses	318	2,655	12.0%	6.8%	8.2%	9.2%
% of FP17s Relating to Free Repair or Replacements	29	2,655	1.1%	0.7%	0.7%	0.7%
% of FP17s Relating to Continuations	0	2,655	0.0%	1.0%	0.8%	0.8%
% of Patients satisfied with the dentistry they have received	2	2	N/A	91.9%	93.2%	93.5%
% of Patients satisfied with the time they had to wait for an appointment	2	2	N/A	86.7%	88.5%	87.4%

* This is based on patients treated on this contract for their most recent course of treatment. Figures in italics indicate the base number of FP17s or Patient Questionnaire responses are less than 100. N/A is shown where the base number of responses is less than 10 during the period. % is calculated as Quantity/Base number*100

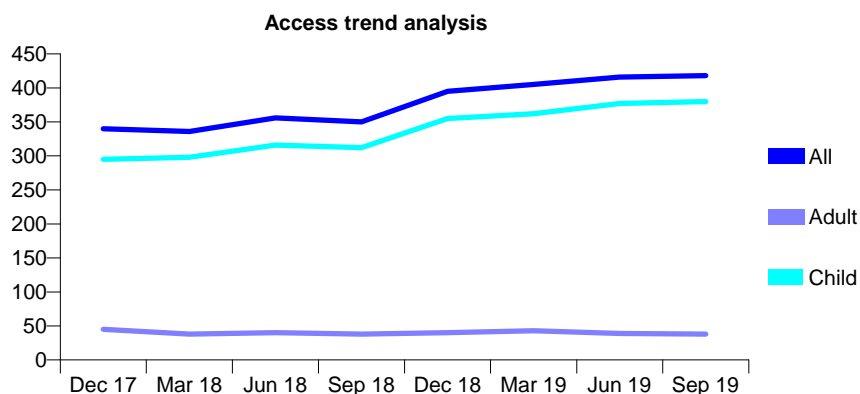
Q55 - Vital Signs At a Glance Contract Report for 710822/0001 - September 2019

Name or company name	MR R NATHWANI
Contract type name	GDS Contract
Purpose of contract	General
Contract start date	01/05/2011
Contract end date	

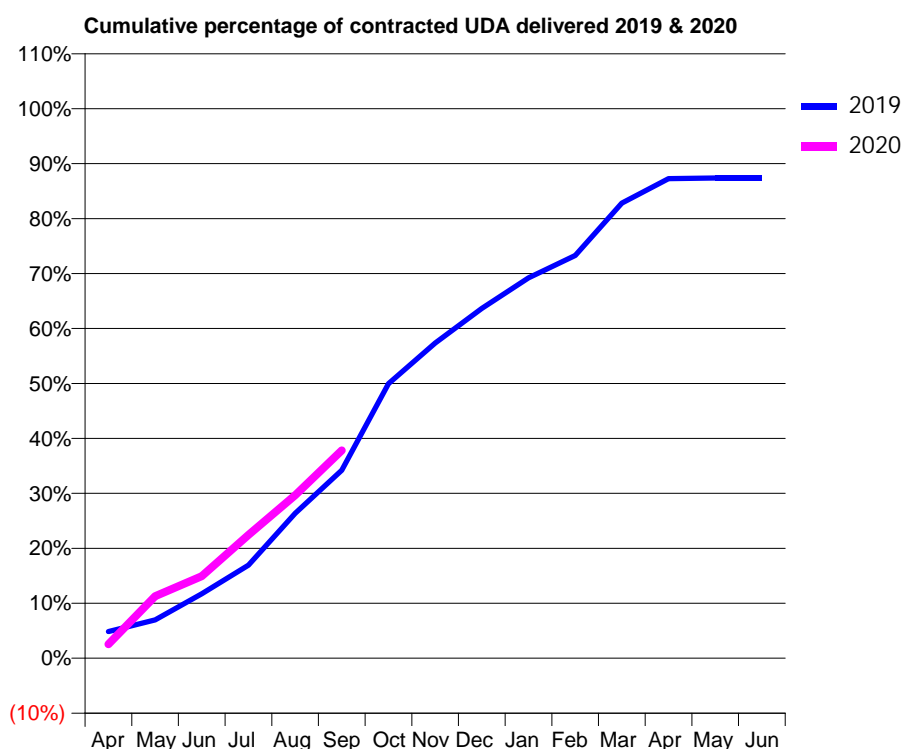
19/20 Contracted general activity (UDA)	863
Carry forward general activity (UDA)	0
19/20 Contracted orthodontic activity (UOA)	0
Carry forward orthodontic activity (UOA)	0
Baseline contract value	£24,594.36

ACCESS*

Patients seen in 24 months	Total	Change since previous quarter
Quarter ending September 2018	350	
Quarter ending December 2018	395	↑
Quarter ending March 2019	405	↑
Quarter ending June 2019	416	↑
Quarter ending September 2019	418	→
Variance since September 2018	19.4%	↑



ACTIVITY



Adjusted Scheduled Activity (UDA)		
Month	2019	2020
April	42	22
May	60	97
June	101	129
July	146	194
August	228	256
September	295	326
October	431	
November	495	
December	549	
January	597	
February	632	
March	715	
April	753	
May	754	
June	754	

QUALITY

	Quantity	Base Number	Contract	AT	Region	England
% of FP17s for the same patient ID Re-attending within 3 months - Children	15	322	4.7%	10.0%	11.3%	11.5%
% of FP17s for the same patient ID Re-attending within 3 months - Adults	0	6	0.0%	13.5%	14.7%	15.4%
% of FP17s for the same patient ID Re-attending between 3 & 9 months - Children	219	322	68.0%	63.2%	60.8%	59.7%
% of FP17s for the same patient ID Re-attending between 3 & 9 months - Adults	1	6	16.7%	56.9%	52.8%	51.7%
% of FP17s for Band 1 Urgent Courses	17	294	5.8%	6.8%	8.2%	9.2%
% of FP17s Relating to Free Repair or Replacements	0	294	0.0%	0.7%	0.7%	0.7%
% of FP17s Relating to Continuations	0	294	0.0%	1.0%	0.8%	0.8%
% of Patients satisfied with the dentistry they have received	0	0	N/A	91.9%	93.2%	93.5%
% of Patients satisfied with the time they had to wait for an appointment	0	0	N/A	86.7%	88.5%	87.4%

* This is based on patients treated on this contract for their most recent course of treatment.

Figures in italics indicate the base number of FP17s or Patient Questionnaire responses are less than 100. N/A is shown where the base number of responses is less than 10 during the period. % is calculated as Quantity/Base number*100

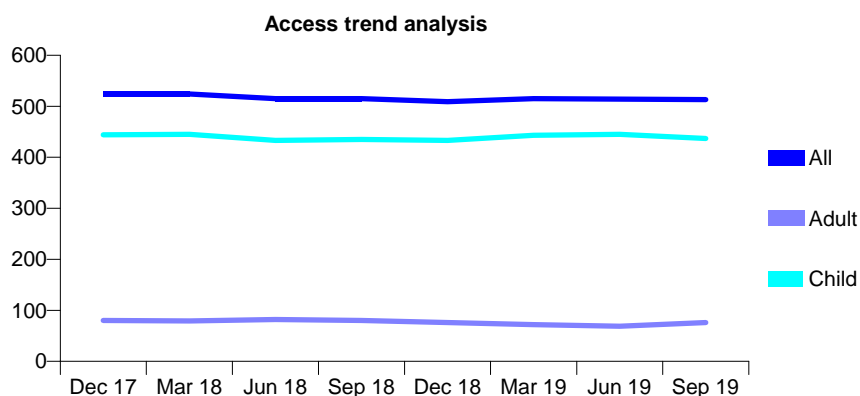
Q55 - Vital Signs At a Glance Contract Report for 729388/0001 - September 2019

Name or company name	Jonathan P Ward and Associates
Contract type name	GDS Contract
Purpose of contract	General and Orthodontic
Contract start date	01/04/2006
Contract end date	

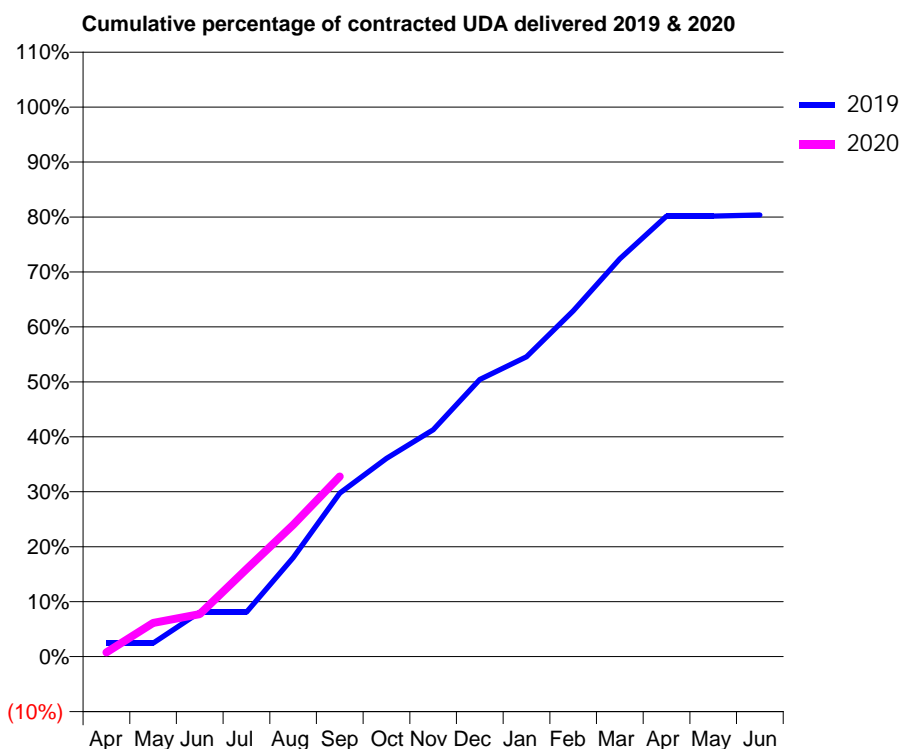
19/20 Contracted general activity (UDA)	1,628
Carry forward general activity (UDA)	0
19/20 Contracted orthodontic activity (UOA)	446
Carry forward orthodontic activity (UOA)	0
Baseline contract value	£74,302.93

ACCESS*

Patients seen in 24 months	Total	Change since previous quarter
Quarter ending September 2018	515	
Quarter ending December 2018	509	↓
Quarter ending March 2019	515	→
Quarter ending June 2019	514	→
Quarter ending September 2019	513	→
Variance since September 2018	(0.4%)	→



ACTIVITY



Month	Adjusted Scheduled Activity (UDA)	
	2019	2020
April	40	13
May	40	100
June	132	126
July	132	259
August	293	391
September	484	534
October	587	
November	672	
December	821	
January	888	
February	1,024	
March	1,178	
April	1,305	
May	1,305	
June	1,308	

QUALITY

	Quantity	Base Number	Contract	AT	Region	England
% of FP17s for the same patient ID Re-attending within 3 months - Children	35	395	8.9%	10.0%	11.3%	11.5%
% of FP17s for the same patient ID Re-attending within 3 months - Adults	1	6	16.7%	13.5%	14.7%	15.4%
% of FP17s for the same patient ID Re-attending between 3 & 9 months - Children	275	395	69.6%	63.2%	60.8%	59.7%
% of FP17s for the same patient ID Re-attending between 3 & 9 months - Adults	0	6	0.0%	56.9%	52.8%	51.7%
% of FP17s for Band 1 Urgent Courses	13	321	4.0%	6.8%	8.2%	9.2%
% of FP17s Relating to Free Repair or Replacements	0	321	0.0%	0.7%	0.7%	0.7%
% of FP17s Relating to Continuations	0	321	0.0%	1.0%	0.8%	0.8%
% of Patients satisfied with the dentistry they have received	0	0	N/A	91.9%	93.2%	93.5%
% of Patients satisfied with the time they had to wait for an appointment	0	0	N/A	86.7%	88.5%	87.4%

* This is based on patients treated on this contract for their most recent course of treatment. Figures in italics indicate the base number of FP17s or Patient Questionnaire responses are less than 100. N/A is shown where the base number of responses is less than 10 during the period. % is calculated as Quantity/Base number*100

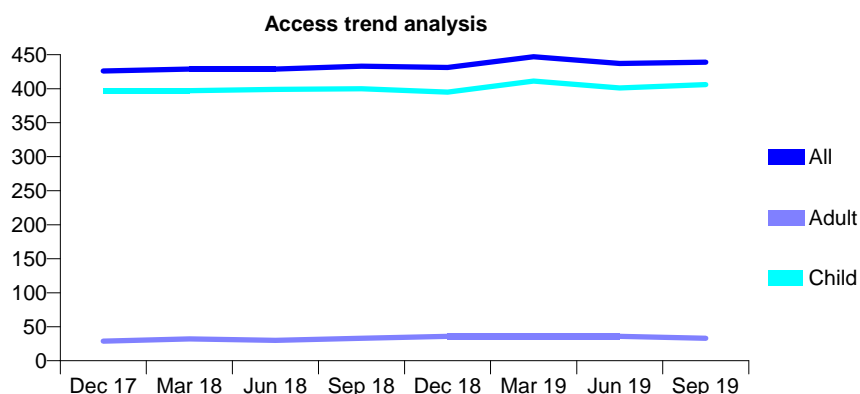
Q55 - Vital Signs At a Glance Contract Report for 745847/0001 - September 2019

Name or company name	MR SB SHAFFERY
Contract type name	GDS Contract
Purpose of contract	General
Contract start date	01/04/2006
Contract end date	

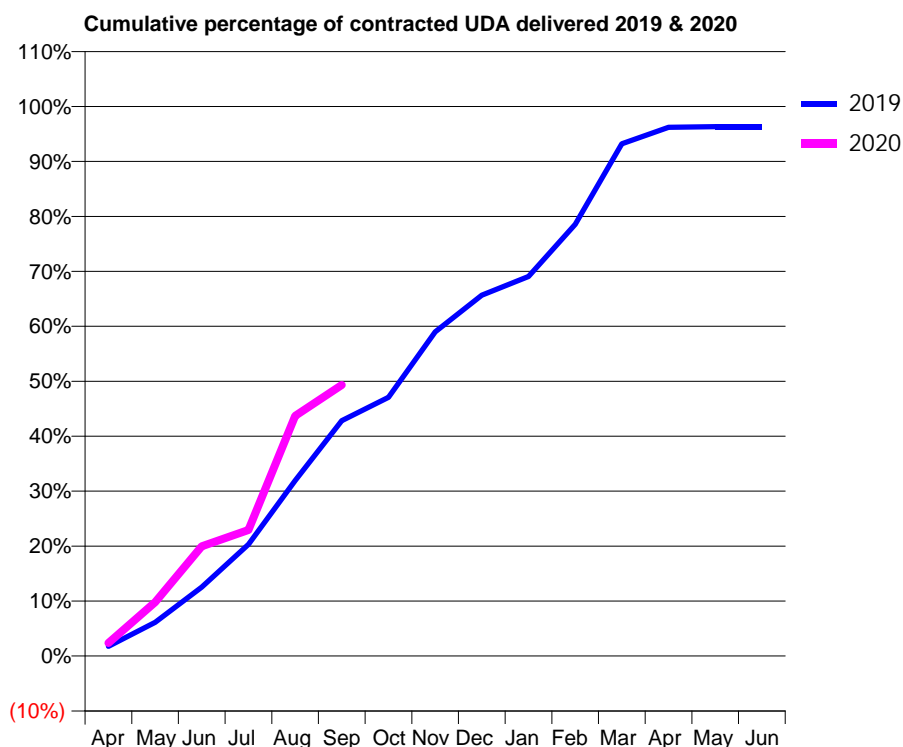
19/20 Contracted general activity (UDA)	800
Carry forward general activity (UDA)	0
19/20 Contracted orthodontic activity (UOA)	0
Carry forward orthodontic activity (UOA)	0
Baseline contract value	£20,003.59

ACCESS*

Patients seen in 24 months	Total	Change since previous quarter
Quarter ending September 2018	433	
Quarter ending December 2018	431	→
Quarter ending March 2019	447	↑
Quarter ending June 2019	437	↓
Quarter ending September 2019	439	→
Variance since September 2018	1.4%	→



ACTIVITY



Month	Adjusted Scheduled Activity (UDA)	
	2019	2020
April	14	19
May	49	78
June	100	160
July	163	184
August	256	350
September	343	395
October	377	
November	472	
December	525	
January	553	
February	629	
March	746	
April	770	
May	771	
June	771	

QUALITY

	Quantity	Base Number	Contract	AT	Region	England
% of FP17s for the same patient ID Re-attending within 3 months - Children	24	335	7.2%	10.0%	11.3%	11.5%
% of FP17s for the same patient ID Re-attending within 3 months - Adults	0	4	0.0%	13.5%	14.7%	15.4%
% of FP17s for the same patient ID Re-attending between 3 & 9 months - Children	219	335	65.4%	63.2%	60.8%	59.7%
% of FP17s for the same patient ID Re-attending between 3 & 9 months - Adults	0	4	0.0%	56.9%	52.8%	51.7%
% of FP17s for Band 1 Urgent Courses	3	320	0.9%	6.8%	8.2%	9.2%
% of FP17s Relating to Free Repair or Replacements	0	320	0.0%	0.7%	0.7%	0.7%
% of FP17s Relating to Continuations	0	320	0.0%	1.0%	0.8%	0.8%
% of Patients satisfied with the dentistry they have received	0	0	N/A	91.9%	93.2%	93.5%
% of Patients satisfied with the time they had to wait for an appointment	0	0	N/A	86.7%	88.5%	87.4%

* This is based on patients treated on this contract for their most recent course of treatment. Figures in italics indicate the base number of FP17s or Patient Questionnaire responses are less than 100. N/A is shown where the base number of responses is less than 10 during the period. % is calculated as Quantity/Base number*100

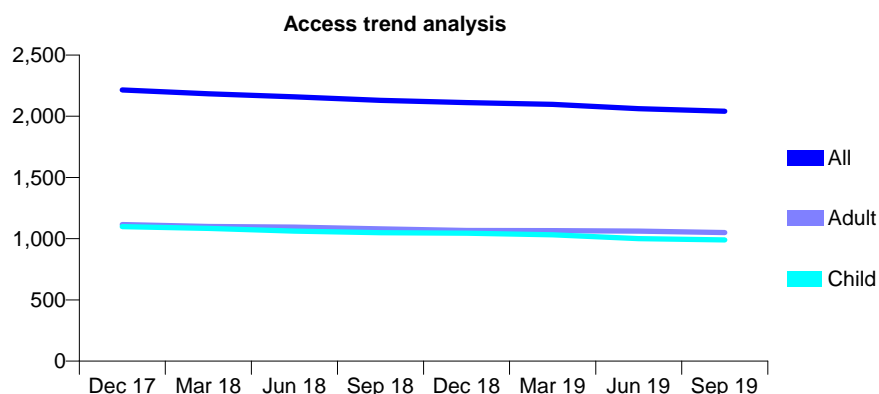
Q55 - Vital Signs At a Glance Contract Report for 746436/0001 - September 2019

Name or company name	MR MN BURTON
Contract type name	GDS Contract
Purpose of contract	General
Contract start date	01/04/2006
Contract end date	

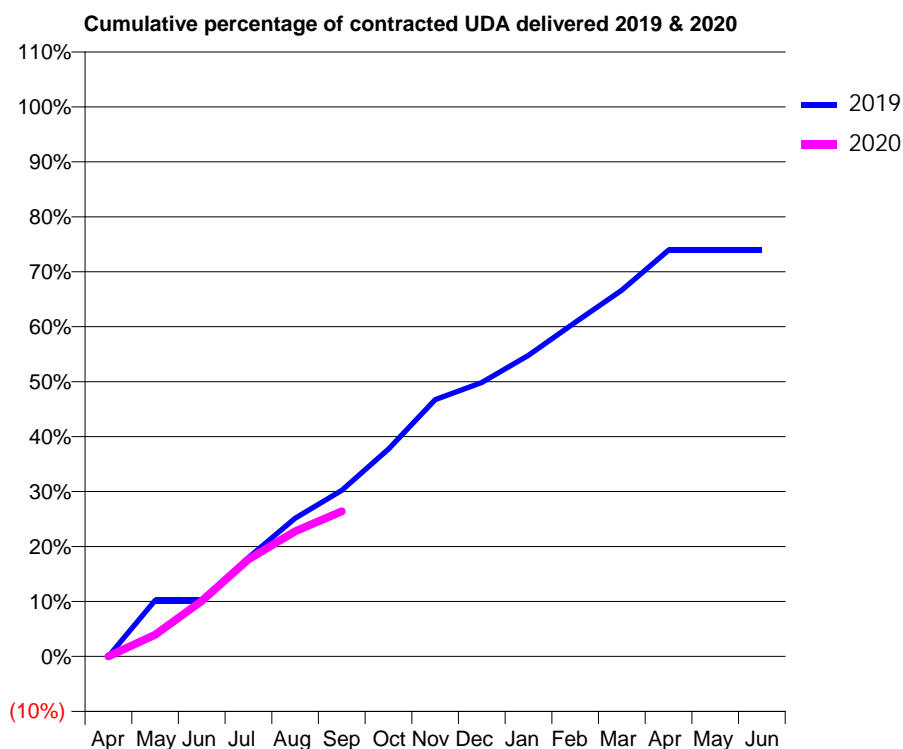
19/20 Contracted general activity (UDA)	6,000
Carry forward general activity (UDA)	0
19/20 Contracted orthodontic activity (UOA)	0
Carry forward orthodontic activity (UOA)	0
Baseline contract value	£177,837.80

ACCESS*

Patients seen in 24 months	Total	Change since previous quarter
Quarter ending September 2018	2,130	
Quarter ending December 2018	2,112	→
Quarter ending March 2019	2,098	→
Quarter ending June 2019	2,063	↓
Quarter ending September 2019	2,041	↓
Variance since September 2018	(4.2%)	↓



ACTIVITY



Month	Adjusted Scheduled Activity (UDA)	
	2019	2020
April	0	0
May	613	237
June	613	607
July	1,079	1,059
August	1,510	1,367
September	1,814	1,583
October	2,263	
November	2,803	
December	2,992	
January	3,288	
February	3,647	
March	3,998	
April	4,436	
May	4,436	
June	4,436	

QUALITY

	Quantity	Base Number	Contract	AT	Region	England
% of FP17s for the same patient ID Re-attending within 3 months - Children	60	787	7.6%	10.0%	11.3%	11.5%
% of FP17s for the same patient ID Re-attending within 3 months - Adults	45	522	8.6%	13.5%	14.7%	15.4%
% of FP17s for the same patient ID Re-attending between 3 & 9 months - Children	477	787	60.6%	63.2%	60.8%	59.7%
% of FP17s for the same patient ID Re-attending between 3 & 9 months - Adults	289	522	55.4%	56.9%	52.8%	51.7%
% of FP17s for Band 1 Urgent Courses	46	1,014	4.5%	6.8%	8.2%	9.2%
% of FP17s Relating to Free Repair or Replacements	0	1,014	0.0%	0.7%	0.7%	0.7%
% of FP17s Relating to Continuations	11	1,014	1.1%	1.0%	0.8%	0.8%
% of Patients satisfied with the dentistry they have received	1	1	N/A	91.9%	93.2%	93.5%
% of Patients satisfied with the time they had to wait for an appointment	1	1	N/A	86.7%	88.5%	87.4%

* This is based on patients treated on this contract for their most recent course of treatment. Figures in italics indicate the base number of FP17s or Patient Questionnaire responses are less than 100. N/A is shown where the base number of responses is less than 10 during the period. % is calculated as Quantity/Base number*100

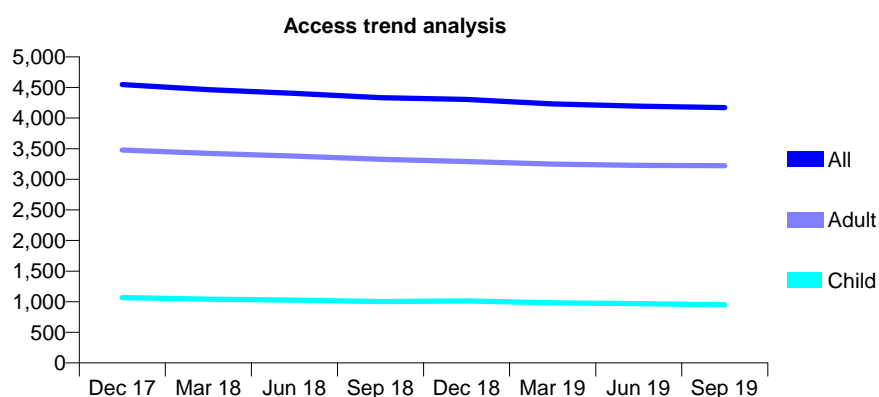
Q55 - Vital Signs At a Glance Contract Report for 746509/0001 - September 2019

Name or company name	MR RA HEPBURN
Contract type name	GDS Contract
Purpose of contract	General
Contract start date	01/04/2006
Contract end date	

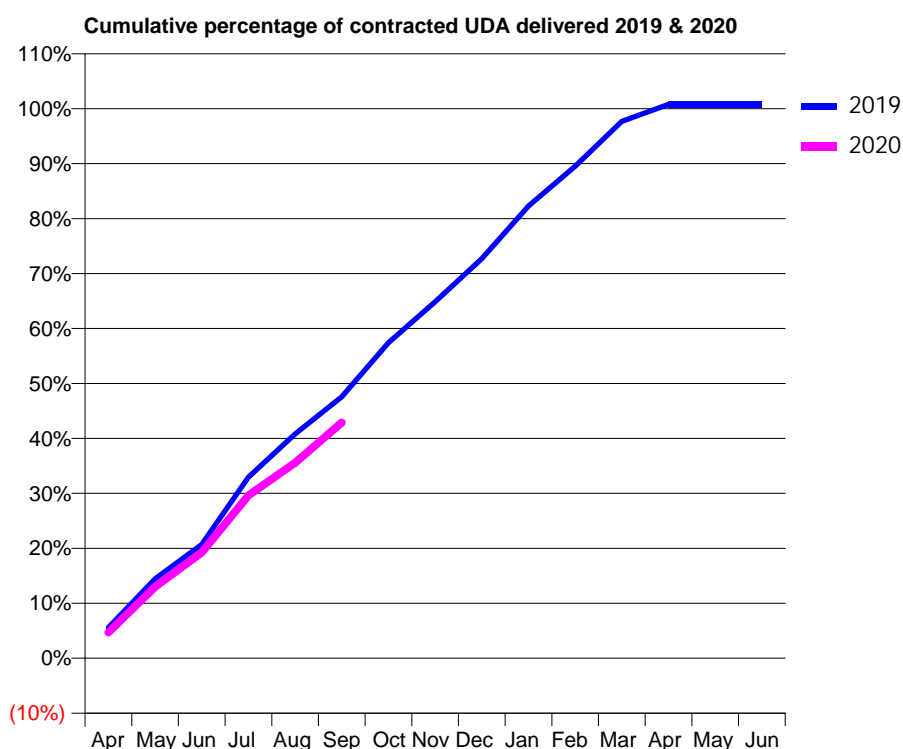
19/20 Contracted general activity (UDA)	9,900
Carry forward general activity (UDA)	0
19/20 Contracted orthodontic activity (UOA)	0
Carry forward orthodontic activity (UOA)	0
Baseline contract value	£205,533.03

ACCESS*

Patients seen in 24 months	Total	Change since previous quarter
Quarter ending September 2018	4,332	
Quarter ending December 2018	4,303	→
Quarter ending March 2019	4,231	↓
Quarter ending June 2019	4,195	→
Quarter ending September 2019	4,172	→
Variance since September 2018	(3.7%)	↓



ACTIVITY



Adjusted Scheduled Activity (UDA)		
Month	2019	2020
April	553	468
May	1,432	1,288
June	2,048	1,904
July	3,264	2,934
August	4,043	3,524
September	4,710	4,245
October	5,686	
November	6,423	
December	7,195	
January	8,145	
February	8,864	
March	9,672	
April	9,976	
May	9,975	
June	9,975	

QUALITY

	Quantity	Base Number	Contract	AT	Region	England
% of FP17s for the same patient ID Re-attending within 3 months - Children	26	761	3.4%	10.0%	11.3%	11.5%
% of FP17s for the same patient ID Re-attending within 3 months - Adults	169	1,934	8.7%	13.5%	14.7%	15.4%
% of FP17s for the same patient ID Re-attending between 3 & 9 months - Children	544	761	71.5%	63.2%	60.8%	59.7%
% of FP17s for the same patient ID Re-attending between 3 & 9 months - Adults	609	1,934	31.5%	56.9%	52.8%	51.7%
% of FP17s for Band 1 Urgent Courses	71	2,515	2.8%	6.8%	8.2%	9.2%
% of FP17s Relating to Free Repair or Replacements	14	2,515	0.6%	0.7%	0.7%	0.7%
% of FP17s Relating to Continuations	60	2,515	2.4%	1.0%	0.8%	0.8%
% of Patients satisfied with the dentistry they have received	3	3	N/A	91.9%	93.2%	93.5%
% of Patients satisfied with the time they had to wait for an appointment	3	3	N/A	86.7%	88.5%	87.4%

* This is based on patients treated on this contract for their most recent course of treatment.

Figures in italics indicate the base number of FP17s or Patient Questionnaire responses are less than 100. N/A is shown where the base number of responses is less than 10 during the period. % is calculated as Quantity/Base number*100

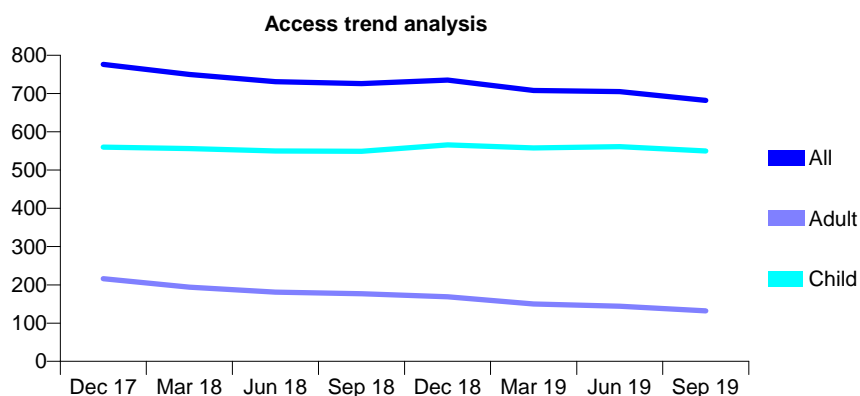
Q55 - Vital Signs At a Glance Contract Report for 751553/0002 - September 2019

Name or company name	MR S RAKSHIT
Contract type name	GDS Contract
Purpose of contract	General
Contract start date	01/04/2006
Contract end date	

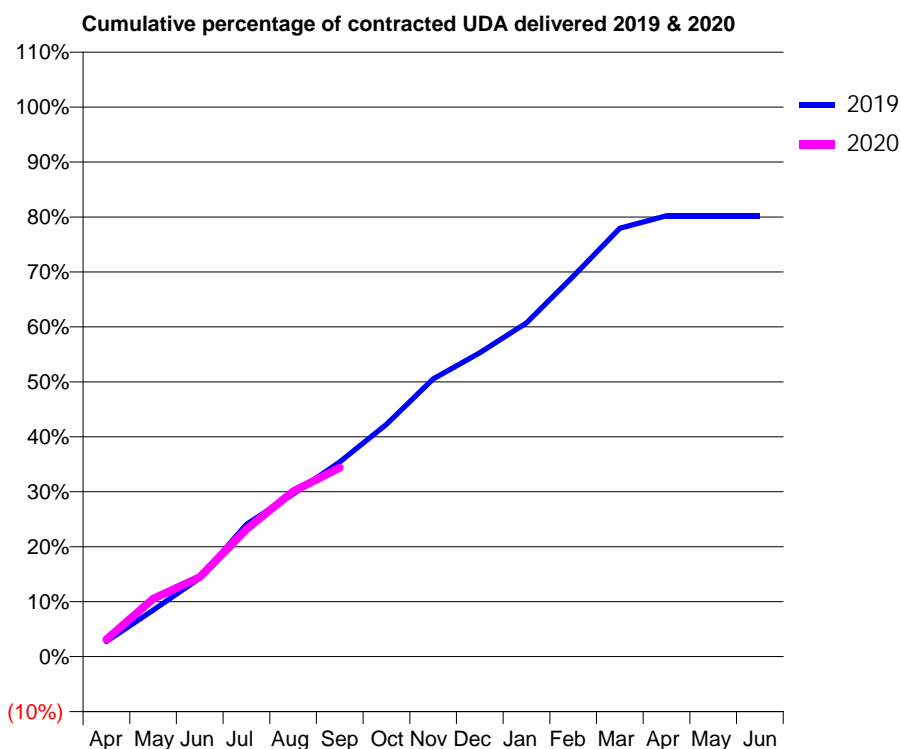
19/20 Contracted general activity (UDA)	3,500
Carry forward general activity (UDA)	0
19/20 Contracted orthodontic activity (UOA)	0
Carry forward orthodontic activity (UOA)	0
Baseline contract value	£80,056.60

ACCESS*

Patients seen in 24 months	Total	Change since previous quarter
Quarter ending September 2018	726	
Quarter ending December 2018	735	→
Quarter ending March 2019	708	↓
Quarter ending June 2019	705	→
Quarter ending September 2019	682	↓
Variance since September 2018	(6.1%)	↓



ACTIVITY



Month	Adjusted Scheduled Activity (UDA)	
	2019	2020
April	96	110
May	296	368
June	500	506
July	843	812
August	1,036	1,052
September	1,241	1,203
October	1,479	
November	1,768	
December	1,935	
January	2,125	
February	2,423	
March	2,728	
April	2,808	
May	2,808	
June	2,808	

QUALITY

	Quantity	Base Number	Contract	AT	Region	England
% of FP17s for the same patient ID Re-attending within 3 months - Children	18	336	5.4%	10.0%	11.3%	11.5%
% of FP17s for the same patient ID Re-attending within 3 months - Adults	18	82	22.0%	13.5%	14.7%	15.4%
% of FP17s for the same patient ID Re-attending between 3 & 9 months - Children	176	336	52.4%	63.2%	60.8%	59.7%
% of FP17s for the same patient ID Re-attending between 3 & 9 months - Adults	55	82	67.1%	56.9%	52.8%	51.7%
% of FP17s for Band 1 Urgent Courses	20	401	5.0%	6.8%	8.2%	9.2%
% of FP17s Relating to Free Repair or Replacements	0	401	0.0%	0.7%	0.7%	0.7%
% of FP17s Relating to Continuations	4	401	1.0%	1.0%	0.8%	0.8%
% of Patients satisfied with the dentistry they have received	1	1	N/A	91.9%	93.2%	93.5%
% of Patients satisfied with the time they had to wait for an appointment	1	1	N/A	86.7%	88.5%	87.4%

* This is based on patients treated on this contract for their most recent course of treatment. Figures in italics indicate the base number of FP17s or Patient Questionnaire responses are less than 100. N/A is shown where the base number of responses is less than 10 during the period. % is calculated as Quantity/Base number*100

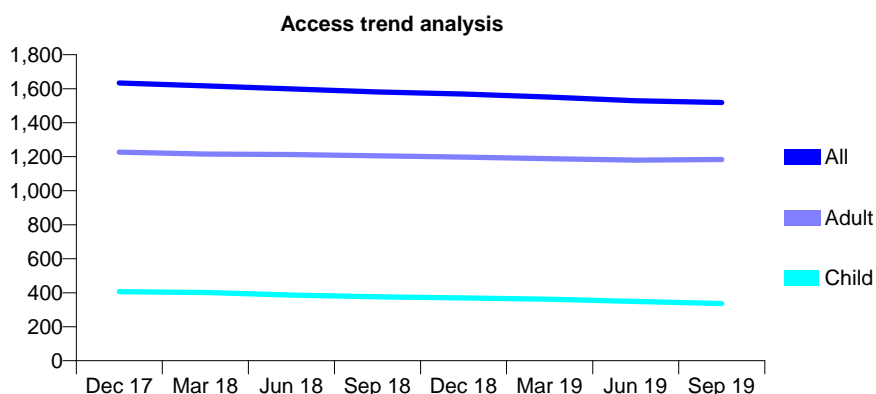
Q55 - Vital Signs At a Glance Contract Report for 752134/0001 - September 2019

Name or company name	MR CJ DONEGAN
Contract type name	GDS Contract
Purpose of contract	General
Contract start date	01/04/2006
Contract end date	

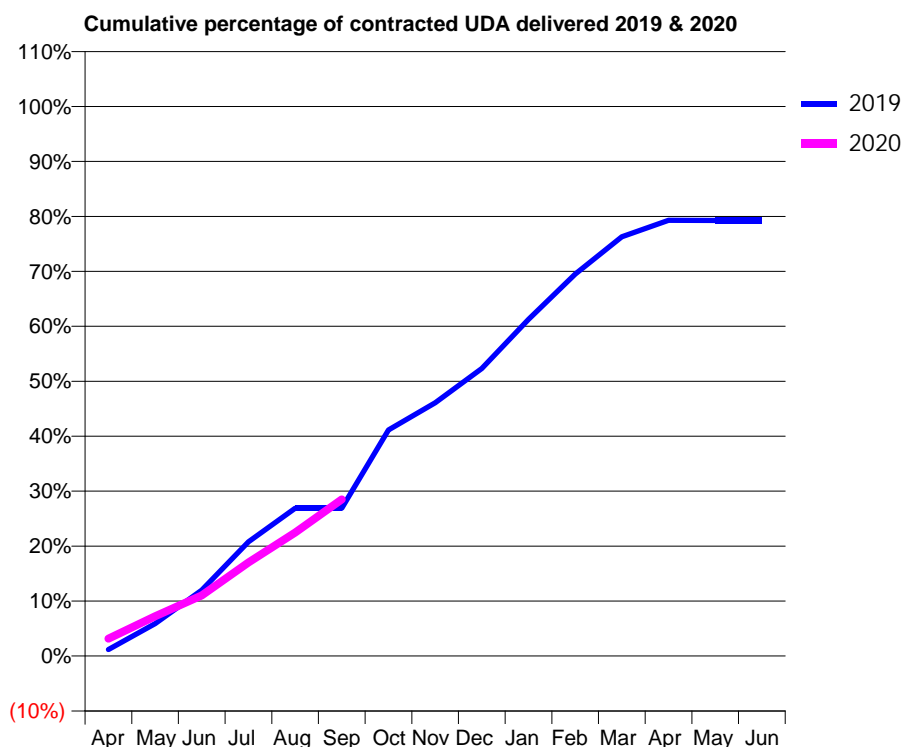
19/20 Contracted general activity (UDA)	6,517
Carry forward general activity (UDA)	0
19/20 Contracted orthodontic activity (UOA)	0
Carry forward orthodontic activity (UOA)	0
Baseline contract value	£160,943.40

ACCESS*

Patients seen in 24 months	Total	Change since previous quarter
Quarter ending September 2018	1,581	
Quarter ending December 2018	1,568	→
Quarter ending March 2019	1,551	↓
Quarter ending June 2019	1,529	↓
Quarter ending September 2019	1,519	→
Variance since September 2018	(3.9%)	↓



ACTIVITY



Month	Adjusted Scheduled Activity (UDA)	
	2019	2020
April	67	206
May	335	472
June	681	719
July	1,179	1,110
August	1,526	1,465
September	1,526	1,857
October	2,333	
November	2,614	
December	2,966	
January	3,473	
February	3,941	
March	4,326	
April	4,496	
May	4,493	
June	4,493	

QUALITY

	Quantity	Base Number	Contract	AT	Region	England
% of FP17s for the same patient ID Re-attending within 3 months - Children	4	293	1.4%	10.0%	11.3%	11.5%
% of FP17s for the same patient ID Re-attending within 3 months - Adults	159	1,074	14.8%	13.5%	14.7%	15.4%
% of FP17s for the same patient ID Re-attending between 3 & 9 months - Children	251	293	85.7%	63.2%	60.8%	59.7%
% of FP17s for the same patient ID Re-attending between 3 & 9 months - Adults	817	1,074	76.1%	56.9%	52.8%	51.7%
% of FP17s for Band 1 Urgent Courses	31	1,269	2.4%	6.8%	8.2%	9.2%
% of FP17s Relating to Free Repair or Replacements	5	1,269	0.4%	0.7%	0.7%	0.7%
% of FP17s Relating to Continuations	0	1,269	0.0%	1.0%	0.8%	0.8%
% of Patients satisfied with the dentistry they have received	0	0	N/A	91.9%	93.2%	93.5%
% of Patients satisfied with the time they had to wait for an appointment	0	0	N/A	86.7%	88.5%	87.4%

* This is based on patients treated on this contract for their most recent course of treatment. Figures in italics indicate the base number of FP17s or Patient Questionnaire responses are less than 100. N/A is shown where the base number of responses is less than 10 during the period. % is calculated as Quantity/Base number*100

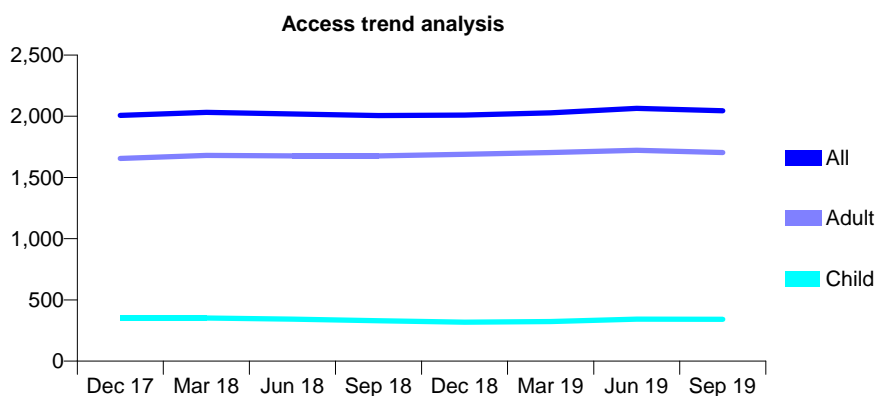
Q55 - Vital Signs At a Glance Contract Report for 753912/0001 - September 2019

Name or company name	MR BK DAWETT
Contract type name	GDS Contract
Purpose of contract	General
Contract start date	01/04/2006
Contract end date	

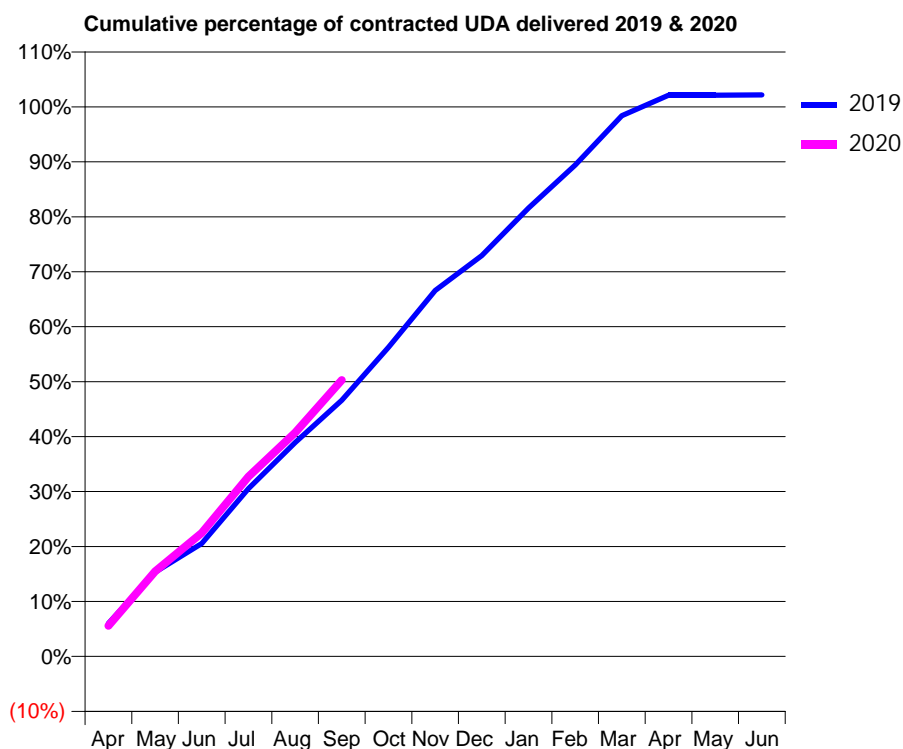
19/20 Contracted general activity (UDA)	6,228
Carry forward general activity (UDA)	0
19/20 Contracted orthodontic activity (UOA)	0
Carry forward orthodontic activity (UOA)	0
Baseline contract value	£264,386.83

ACCESS*

Patients seen in 24 months	Total	Change since previous quarter
Quarter ending September 2018	2,006	
Quarter ending December 2018	2,009	→
Quarter ending March 2019	2,028	→
Quarter ending June 2019	2,065	→
Quarter ending September 2019	2,045	→
Variance since September 2018	1.9%	→



ACTIVITY



Month	2019	2020
April	375	348
May	954	966
June	1,279	1,398
July	1,902	2,039
August	2,423	2,536
September	2,903	3,131
October	3,502	
November	4,146	
December	4,542	
January	5,080	
February	5,568	
March	6,127	
April	6,359	
May	6,361	
June	6,364	

QUALITY

	Quantity	Base Number	Contract	AT	Region	England
% of FP17s for the same patient ID Re-attending within 3 months - Children	24	343	7.0%	10.0%	11.3%	11.5%
% of FP17s for the same patient ID Re-attending within 3 months - Adults	254	1,591	16.0%	13.5%	14.7%	15.4%
% of FP17s for the same patient ID Re-attending between 3 & 9 months - Children	235	343	68.5%	63.2%	60.8%	59.7%
% of FP17s for the same patient ID Re-attending between 3 & 9 months - Adults	891	1,591	56.0%	56.9%	52.8%	51.7%
% of FP17s for Band 1 Urgent Courses	69	1,810	3.8%	6.8%	8.2%	9.2%
% of FP17s Relating to Free Repair or Replacements	54	1,810	3.0%	0.7%	0.7%	0.7%
% of FP17s Relating to Continuations	71	1,810	3.9%	1.0%	0.8%	0.8%
% of Patients satisfied with the dentistry they have received	0	0	N/A	91.9%	93.2%	93.5%
% of Patients satisfied with the time they had to wait for an appointment	0	0	N/A	86.7%	88.5%	87.4%

* This is based on patients treated on this contract for their most recent course of treatment. Figures in italics indicate the base number of FP17s or Patient Questionnaire responses are less than 100. N/A is shown where the base number of responses is less than 10 during the period. % is calculated as Quantity/Base number*100

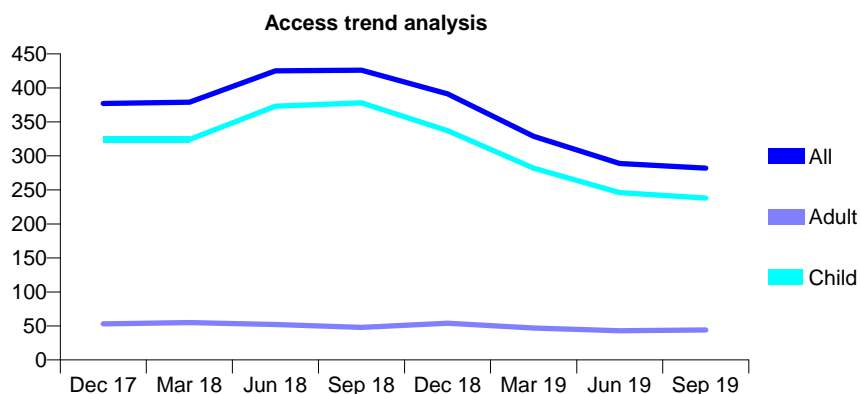
Q55 - Vital Signs At a Glance Contract Report for 754978/0001 - September 2019

Name or company name	Tuckley & Jeykumar (Queens Road Dental)
Contract type name	GDS Contract
Purpose of contract	General
Contract start date	01/04/2006
Contract end date	

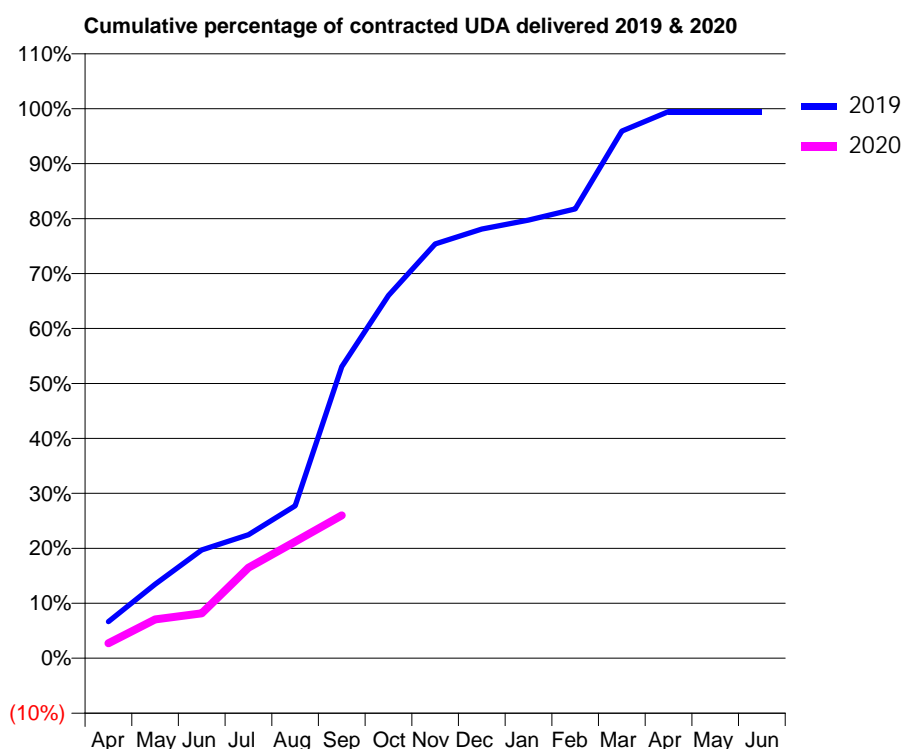
19/20 Contracted general activity (UDA)	735
Carry forward general activity (UDA)	0
19/20 Contracted orthodontic activity (UOA)	0
Carry forward orthodontic activity (UOA)	0
Baseline contract value	£17,982.06

ACCESS*

Patients seen in 24 months	Total	Change since previous quarter
Quarter ending September 2018	426	
Quarter ending December 2018	391	↓
Quarter ending March 2019	329	↓
Quarter ending June 2019	289	↓
Quarter ending September 2019	282	↓
Variance since September 2018	(33.8%)	↓



ACTIVITY



Month	2019	2020
April	49	20
May	99	52
June	145	60
July	165	121
August	204	156
September	390	191
October	485	
November	554	
December	574	
January	586	
February	601	
March	705	
April	731	
May	731	
June	731	

QUALITY

	Quantity	Base Number	Contract	AT	Region	England
% of FP17s for the same patient ID Re-attending within 3 months - Children	2	179	1.1%	10.0%	11.3%	11.5%
% of FP17s for the same patient ID Re-attending within 3 months - Adults	0	0	N/A	13.5%	14.7%	15.4%
% of FP17s for the same patient ID Re-attending between 3 & 9 months - Children	75	179	41.9%	63.2%	60.8%	59.7%
% of FP17s for the same patient ID Re-attending between 3 & 9 months - Adults	0	0	N/A	56.9%	52.8%	51.7%
% of FP17s for Band 1 Urgent Courses	1	161	0.6%	6.8%	8.2%	9.2%
% of FP17s Relating to Free Repair or Replacements	0	161	0.0%	0.7%	0.7%	0.7%
% of FP17s Relating to Continuations	2	161	1.2%	1.0%	0.8%	0.8%
% of Patients satisfied with the dentistry they have received	0	0	N/A	91.9%	93.2%	93.5%
% of Patients satisfied with the time they had to wait for an appointment	0	0	N/A	86.7%	88.5%	87.4%

* This is based on patients treated on this contract for their most recent course of treatment.

Figures in italics indicate the base number of FP17s or Patient Questionnaire responses are less than 100. N/A is shown where the base number of responses is less than 10 during the period. % is calculated as Quantity/Base number*100

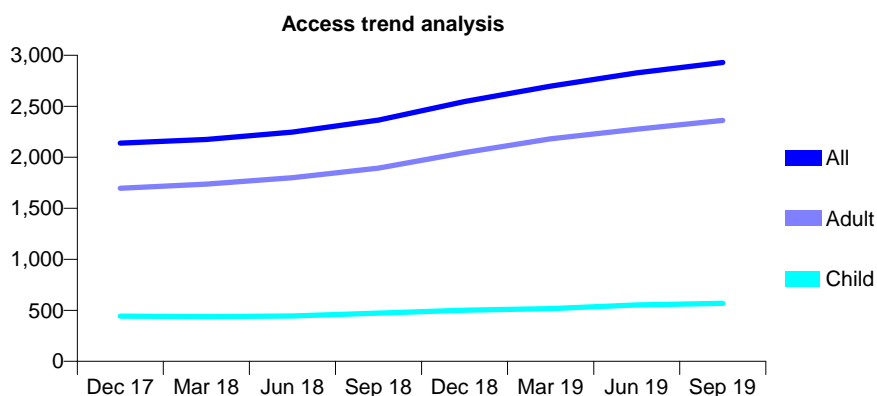
Q55 - Vital Signs At a Glance Contract Report for 755923/0001 - September 2019

Name or company name	Vishal Rana
Contract type name	GDS Contract
Purpose of contract	General
Contract start date	01/04/2006
Contract end date	

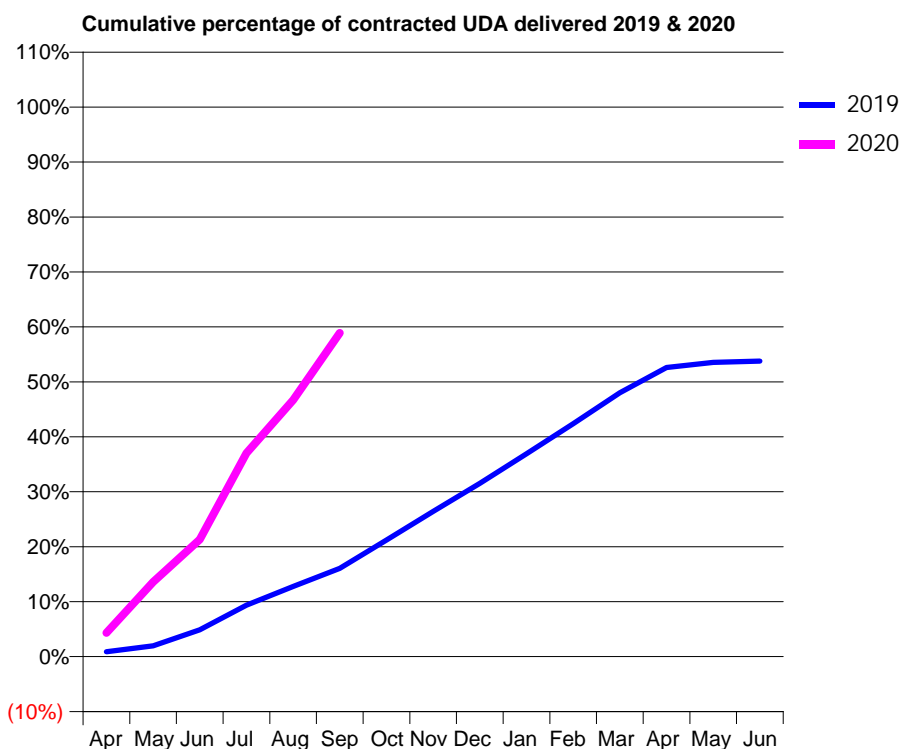
19/20 Contracted general activity (UDA)	7,537
Carry forward general activity (UDA)	0
19/20 Contracted orthodontic activity (UOA)	0
Carry forward orthodontic activity (UOA)	0
Baseline contract value	£215,281.23

ACCESS*

Patients seen in 24 months	Total	Change since previous quarter
Quarter ending September 2018	2,366	
Quarter ending December 2018	2,547	↑
Quarter ending March 2019	2,698	↑
Quarter ending June 2019	2,828	↑
Quarter ending September 2019	2,930	↑
Variance since September 2018	23.8%	↑



ACTIVITY



Month	Adjusted Scheduled Activity (UDA)	
	2019	2020
April	157	327
May	345	1,023
June	857	1,606
July	1,645	2,791
August	2,242	3,520
September	2,817	4,440
October	3,721	
November	4,636	
December	5,529	
January	6,474	
February	7,434	
March	8,421	
April	9,228	
May	9,392	
June	9,433	

QUALITY

	Quantity	Base Number	Contract	AT	Region	England
% of FP17s for the same patient ID Re-attending within 3 months - Children	57	410	13.9%	10.0%	11.3%	11.5%
% of FP17s for the same patient ID Re-attending within 3 months - Adults	302	1,690	17.9%	13.5%	14.7%	15.4%
% of FP17s for the same patient ID Re-attending between 3 & 9 months - Children	172	410	42.0%	63.2%	60.8%	59.7%
% of FP17s for the same patient ID Re-attending between 3 & 9 months - Adults	750	1,690	44.4%	56.9%	52.8%	51.7%
% of FP17s for Band 1 Urgent Courses	255	1,857	13.7%	6.8%	8.2%	9.2%
% of FP17s Relating to Free Repair or Replacements	22	1,857	1.2%	0.7%	0.7%	0.7%
% of FP17s Relating to Continuations	13	1,857	0.7%	1.0%	0.8%	0.8%
% of Patients satisfied with the dentistry they have received	1	1	N/A	91.9%	93.2%	93.5%
% of Patients satisfied with the time they had to wait for an appointment	1	1	N/A	86.7%	88.5%	87.4%

* This is based on patients treated on this contract for their most recent course of treatment. Figures in italics indicate the base number of FP17s or Patient Questionnaire responses are less than 100. N/A is shown where the base number of responses is less than 10 during the period. % is calculated as Quantity/Base number*100

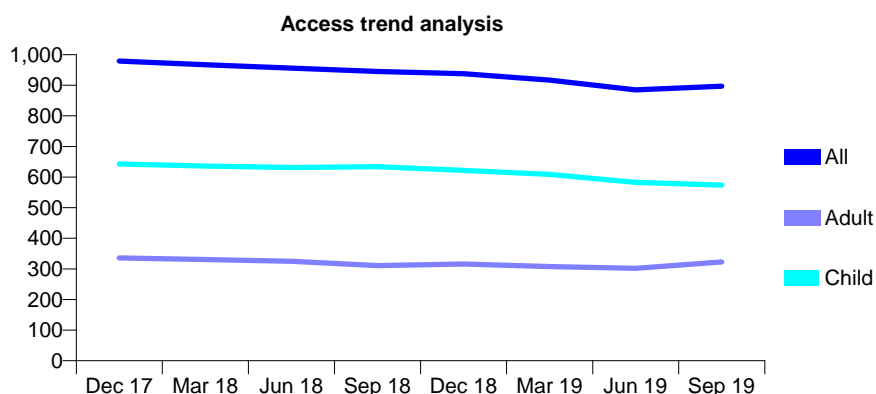
Q55 - Vital Signs At a Glance Contract Report for 761303/0001 - September 2019

Name or company name	MR RN WARD
Contract type name	GDS Contract
Purpose of contract	General
Contract start date	01/04/2006
Contract end date	

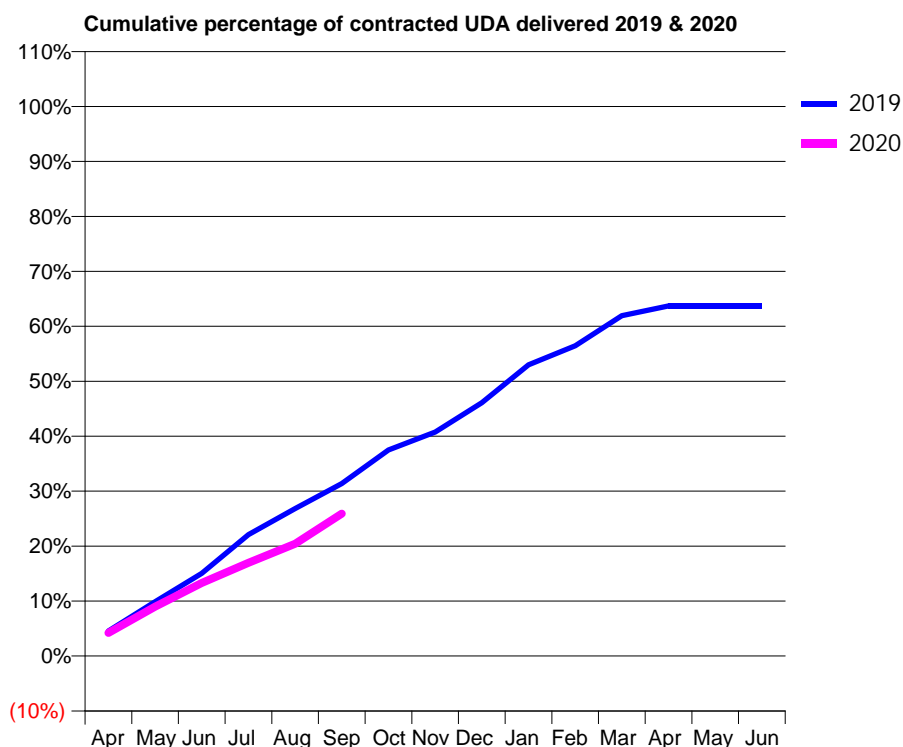
19/20 Contracted general activity (UDA)	3,000
Carry forward general activity (UDA)	0
19/20 Contracted orthodontic activity (UOA)	0
Carry forward orthodontic activity (UOA)	0
Baseline contract value	£67,523.17

ACCESS*

Patients seen in 24 months	Total	Change since previous quarter
Quarter ending September 2018	945	
Quarter ending December 2018	938	→
Quarter ending March 2019	917	↓
Quarter ending June 2019	885	↓
Quarter ending September 2019	897	→
Variance since September 2018	(5.1%)	↓



ACTIVITY



Month	Adjusted Scheduled Activity (UDA)	
	2019	2020
April	137	126
May	297	270
June	451	400
July	663	509
August	805	614
September	942	777
October	1,125	
November	1,223	
December	1,383	
January	1,589	
February	1,693	
March	1,858	
April	1,911	
May	1,911	
June	1,911	

QUALITY

	Quantity	Base Number	Contract	AT	Region	England
% of FP17s for the same patient ID Re-attending within 3 months - Children	33	450	7.3%	10.0%	11.3%	11.5%
% of FP17s for the same patient ID Re-attending within 3 months - Adults	24	165	14.5%	13.5%	14.7%	15.4%
% of FP17s for the same patient ID Re-attending between 3 & 9 months - Children	318	450	70.7%	63.2%	60.8%	59.7%
% of FP17s for the same patient ID Re-attending between 3 & 9 months - Adults	68	165	41.2%	56.9%	52.8%	51.7%
% of FP17s for Band 1 Urgent Courses	87	570	15.3%	6.8%	8.2%	9.2%
% of FP17s Relating to Free Repair or Replacements	0	570	0.0%	0.7%	0.7%	0.7%
% of FP17s Relating to Continuations	2	570	0.4%	1.0%	0.8%	0.8%
% of Patients satisfied with the dentistry they have received	0	0	N/A	91.9%	93.2%	93.5%
% of Patients satisfied with the time they had to wait for an appointment	0	0	N/A	86.7%	88.5%	87.4%

* This is based on patients treated on this contract for their most recent course of treatment. Figures in italics indicate the base number of FP17s or Patient Questionnaire responses are less than 100. N/A is shown where the base number of responses is less than 10 during the period. % is calculated as Quantity/Base number*100

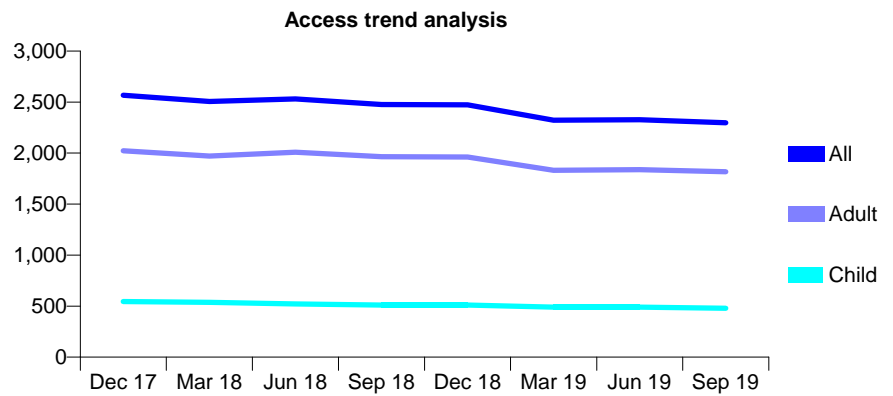
Q55 - Vital Signs At a Glance Contract Report for 769061/0001 - September 2019

Name or company name	MISS KL SMITH
Contract type name	GDS Contract
Purpose of contract	General
Contract start date	01/04/2006
Contract end date	

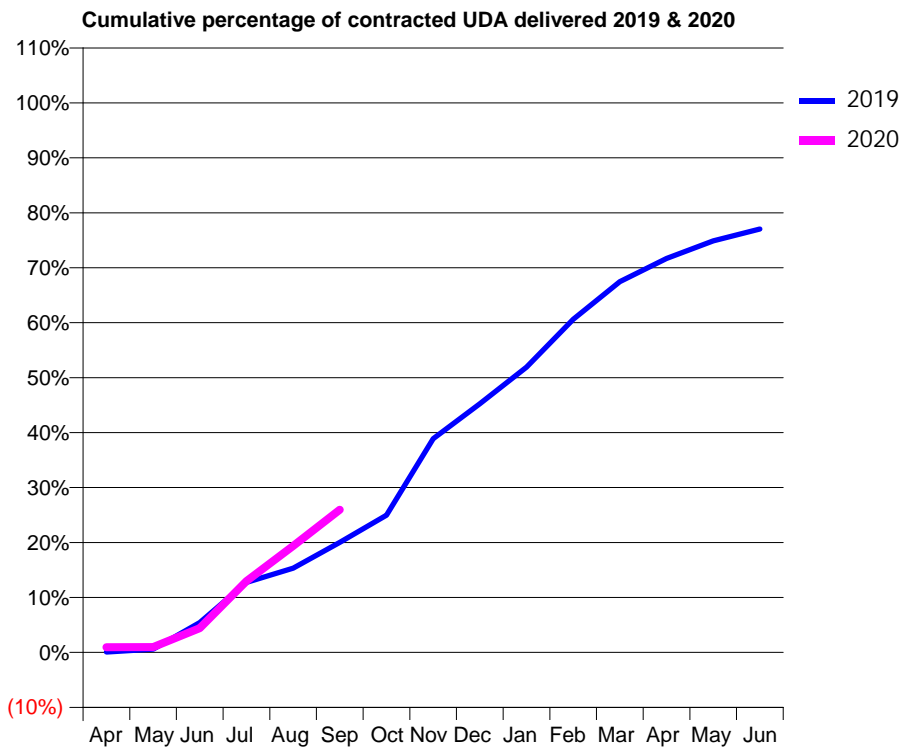
19/20 Contracted general activity (UDA)	9,929
Carry forward general activity (UDA)	0
19/20 Contracted orthodontic activity (UOA)	0
Carry forward orthodontic activity (UOA)	0
Baseline contract value	£235,597.76

ACCESS*

Patients seen in 24 months	Total	Change since previous quarter
Quarter ending September 2018	2,476	
Quarter ending December 2018	2,472	→
Quarter ending March 2019	2,322	↓
Quarter ending June 2019	2,327	→
Quarter ending September 2019	2,297	↓
Variance since September 2018	(7.2%)	↓



ACTIVITY



Month	2019	2020
April	7	94
May	58	97
June	538	438
July	1,266	1,289
August	1,521	1,925
September	1,990	2,578
October	2,480	
November	3,860	
December	4,493	
January	5,155	
February	6,018	
March	6,699	
April	7,115	
May	7,433	
June	7,650	

QUALITY

	Quantity	Base Number	Contract	AT	Region	England
% of FP17s for the same patient ID Re-attending within 3 months - Children	22	370	5.9%	10.0%	11.3%	11.5%
% of FP17s for the same patient ID Re-attending within 3 months - Adults	192	1,308	14.7%	13.5%	14.7%	15.4%
% of FP17s for the same patient ID Re-attending between 3 & 9 months - Children	243	370	65.7%	63.2%	60.8%	59.7%
% of FP17s for the same patient ID Re-attending between 3 & 9 months - Adults	743	1,308	56.8%	56.9%	52.8%	51.7%
% of FP17s for Band 1 Urgent Courses	86	1,137	7.6%	6.8%	8.2%	9.2%
% of FP17s Relating to Free Repair or Replacements	0	1,137	0.0%	0.7%	0.7%	0.7%
% of FP17s Relating to Continuations	21	1,137	1.8%	1.0%	0.8%	0.8%
% of Patients satisfied with the dentistry they have received	0	0	N/A	91.9%	93.2%	93.5%
% of Patients satisfied with the time they had to wait for an appointment	0	0	N/A	86.7%	88.5%	87.4%

* This is based on patients treated on this contract for their most recent course of treatment. Figures in italics indicate the base number of FP17s or Patient Questionnaire responses are less than 100. N/A is shown where the base number of responses is less than 10 during the period. % is calculated as Quantity/Base number*100

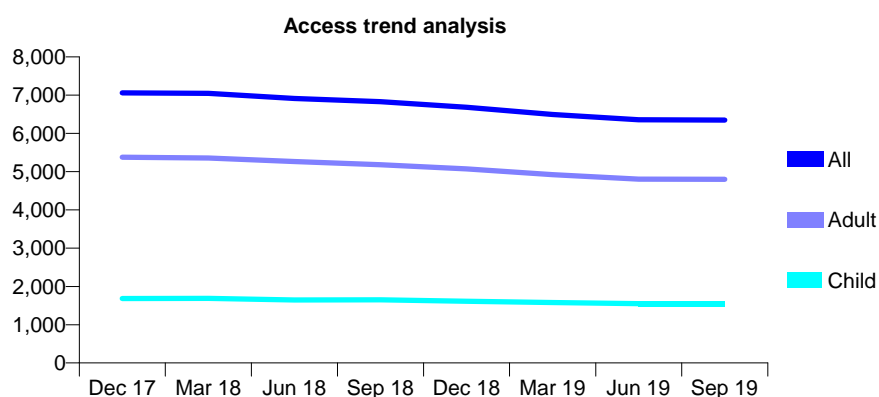
Q55 - Vital Signs At a Glance Contract Report for 783145/0001 - September 2019

Name or company name	MR BS PEERBUX
Contract type name	GDS Contract
Purpose of contract	General
Contract start date	03/10/2009
Contract end date	

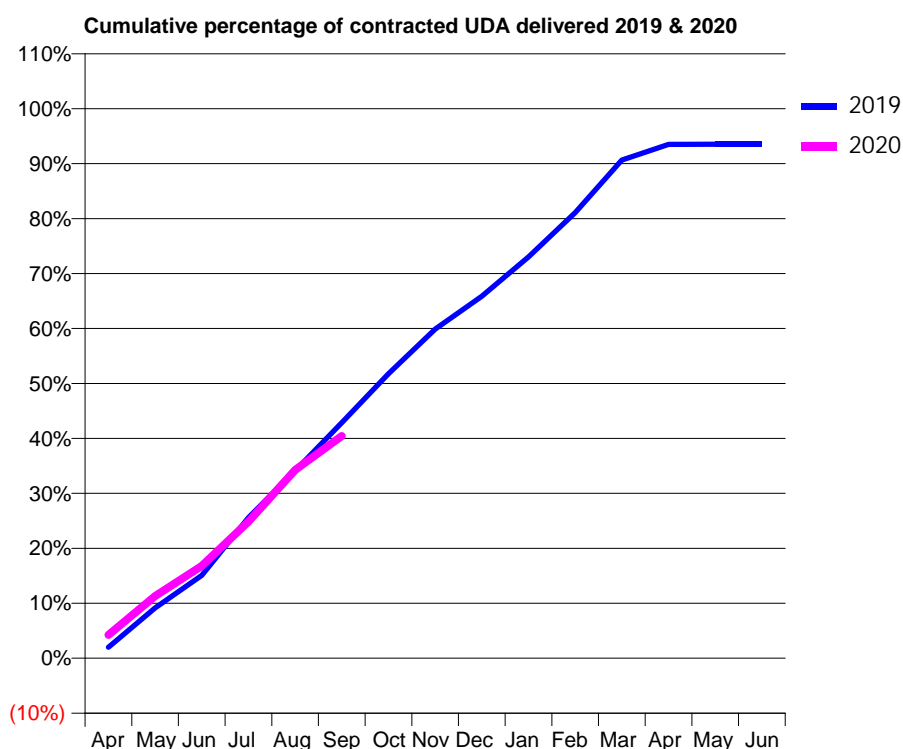
19/20 Contracted general activity (UDA)	20,495
Carry forward general activity (UDA)	0
19/20 Contracted orthodontic activity (UOA)	0
Carry forward orthodontic activity (UOA)	0
Baseline contract value	£576,669.40

ACCESS*

Patients seen in 24 months	Total	Change since previous quarter
Quarter ending September 2018	6,832	
Quarter ending December 2018	6,683	↓
Quarter ending March 2019	6,496	↓
Quarter ending June 2019	6,357	↓
Quarter ending September 2019	6,346	→
Variance since September 2018	(7.1%)	↓



ACTIVITY



Month	2019	2020
April	410	870
May	1,879	2,321
June	3,092	3,437
July	5,246	5,093
August	6,990	7,023
September	8,779	8,288
October	10,609	
November	12,278	
December	13,493	
January	14,967	
February	16,618	
March	18,578	
April	19,161	
May	19,170	
June	19,171	

QUALITY

	Quantity	Base Number	Contract	AT	Region	England
% of FP17s for the same patient ID Re-attending within 3 months - Children	127	1,256	10.1%	10.0%	11.3%	11.5%
% of FP17s for the same patient ID Re-attending within 3 months - Adults	660	3,755	17.6%	13.5%	14.7%	15.4%
% of FP17s for the same patient ID Re-attending between 3 & 9 months - Children	835	1,256	66.5%	63.2%	60.8%	59.7%
% of FP17s for the same patient ID Re-attending between 3 & 9 months - Adults	2,404	3,755	64.0%	56.9%	52.8%	51.7%
% of FP17s for Band 1 Urgent Courses	424	4,492	9.4%	6.8%	8.2%	9.2%
% of FP17s Relating to Free Repair or Replacements	52	4,492	1.2%	0.7%	0.7%	0.7%
% of FP17s Relating to Continuations	29	4,492	0.6%	1.0%	0.8%	0.8%
% of Patients satisfied with the dentistry they have received	4	4	N/A	91.9%	93.2%	93.5%
% of Patients satisfied with the time they had to wait for an appointment	4	4	N/A	86.7%	88.5%	87.4%

* This is based on patients treated on this contract for their most recent course of treatment.

Figures in italics indicate the base number of FP17s or Patient Questionnaire responses are less than 100. N/A is shown where the base number of responses is less than 10 during the period. % is calculated as Quantity/Base number*100

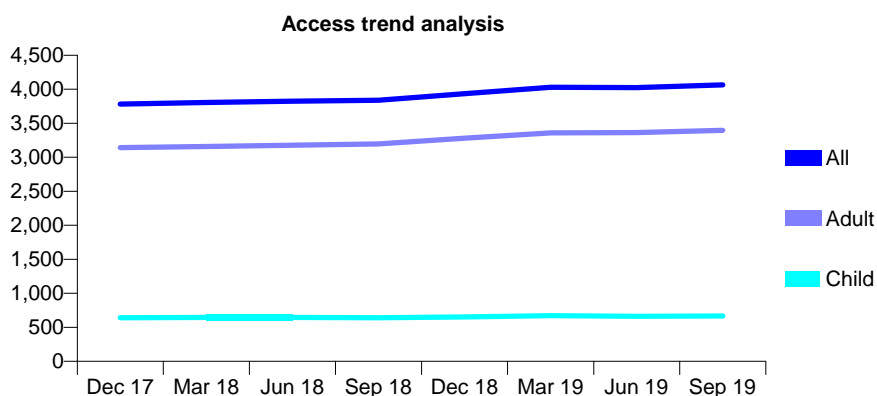
Q55 - Vital Signs At a Glance Contract Report for 787213/0001 - September 2019

Name or company name	MRS SA MITCHELL
Contract type name	GDS Contract
Purpose of contract	General
Contract start date	03/12/2012
Contract end date	

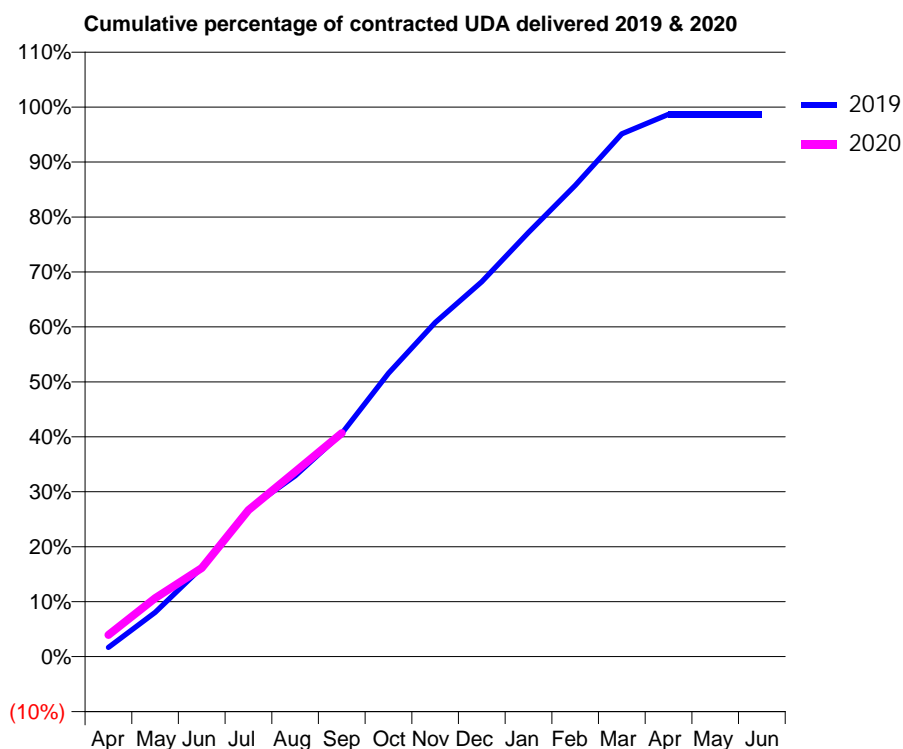
19/20 Contracted general activity (UDA)	12,621
Carry forward general activity (UDA)	0
19/20 Contracted orthodontic activity (UOA)	0
Carry forward orthodontic activity (UOA)	0
Baseline contract value	£409,114.12

ACCESS*

Patients seen in 24 months	Total	Change since previous quarter
Quarter ending September 2018	3,838	
Quarter ending December 2018	3,936	↑
Quarter ending March 2019	4,030	↑
Quarter ending June 2019	4,025	→
Quarter ending September 2019	4,066	→
Variance since September 2018	5.9%	↑



ACTIVITY



Month	Adjusted Scheduled Activity (UDA)	
	2019	2020
April	213	498
May	1,018	1,344
June	2,047	2,035
July	3,388	3,363
August	4,152	4,246
September	5,126	5,133
October	6,507	
November	7,673	
December	8,610	
January	9,740	
February	10,823	
March	12,005	
April	12,454	
May	12,455	
June	12,456	

QUALITY

	Quantity	Base Number	Contract	AT	Region	England
% of FP17s for the same patient ID Re-attending within 3 months - Children	38	536	7.1%	10.0%	11.3%	11.5%
% of FP17s for the same patient ID Re-attending within 3 months - Adults	410	2,726	15.0%	13.5%	14.7%	15.4%
% of FP17s for the same patient ID Re-attending between 3 & 9 months - Children	380	536	70.9%	63.2%	60.8%	59.7%
% of FP17s for the same patient ID Re-attending between 3 & 9 months - Adults	1,798	2,726	66.0%	56.9%	52.8%	51.7%
% of FP17s for Band 1 Urgent Courses	286	3,002	9.5%	6.8%	8.2%	9.2%
% of FP17s Relating to Free Repair or Replacements	27	3,002	0.9%	0.7%	0.7%	0.7%
% of FP17s Relating to Continuations	29	3,002	1.0%	1.0%	0.8%	0.8%
% of Patients satisfied with the dentistry they have received	1	1	N/A	91.9%	93.2%	93.5%
% of Patients satisfied with the time they had to wait for an appointment	1	1	N/A	86.7%	88.5%	87.4%

* This is based on patients treated on this contract for their most recent course of treatment. Figures in italics indicate the base number of FP17s or Patient Questionnaire responses are less than 100. N/A is shown where the base number of responses is less than 10 during the period. % is calculated as Quantity/Base number*100

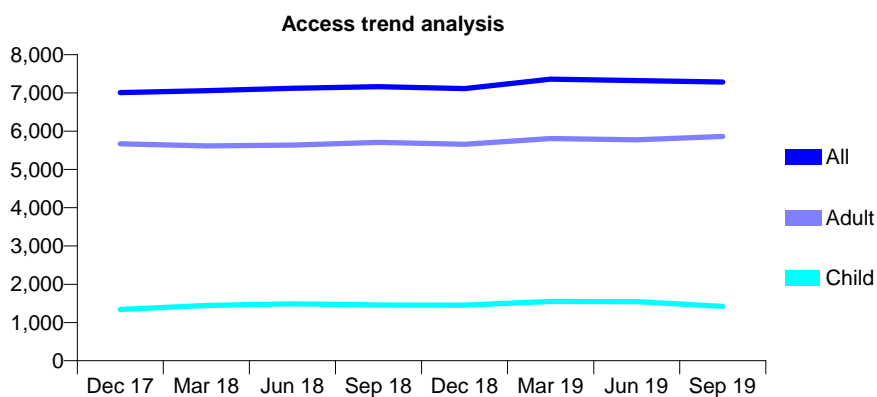
Q55 - Vital Signs At a Glance Contract Report for 810584/0001 - September 2019

Name or company name	MR PR THORPE
Contract type name	GDS Contract
Purpose of contract	General
Contract start date	01/04/2006
Contract end date	

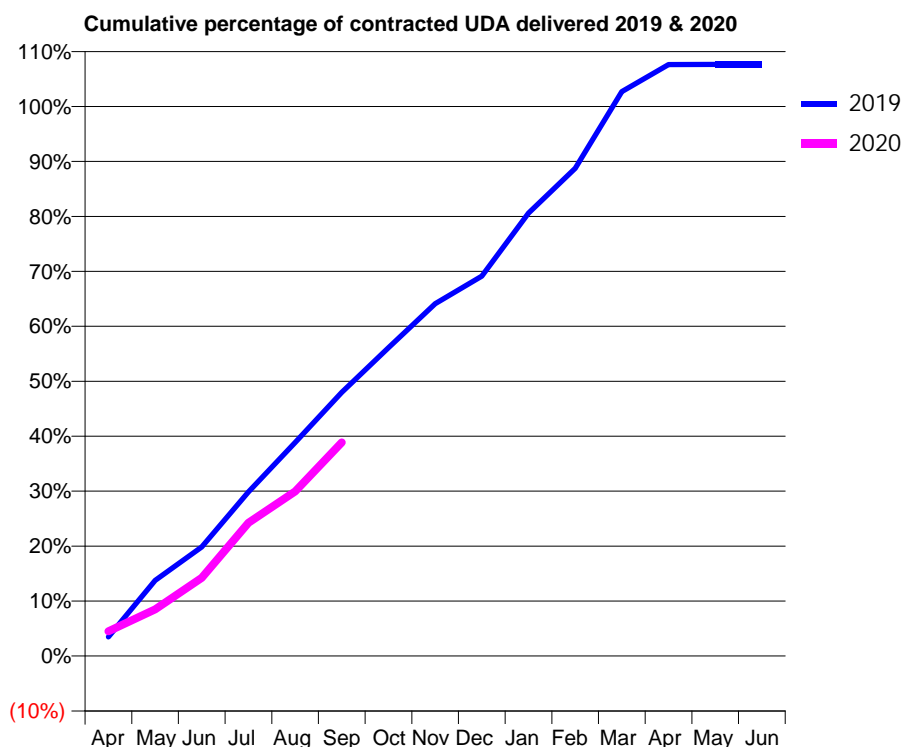
19/20 Contracted general activity (UDA)	18,223
Carry forward general activity (UDA)	0
19/20 Contracted orthodontic activity (UOA)	0
Carry forward orthodontic activity (UOA)	0
Baseline contract value	£508,797.85

ACCESS*

Patients seen in 24 months	Total	Change since previous quarter
Quarter ending September 2018	7,166	
Quarter ending December 2018	7,112	→
Quarter ending March 2019	7,360	↑
Quarter ending June 2019	7,321	→
Quarter ending September 2019	7,282	→
Variance since September 2018	1.6%	→



ACTIVITY



Month	Adjusted Scheduled Activity (UDA)	
	2019	2020
April	603	820
May	2,391	1,545
June	3,447	2,594
July	5,179	4,418
August	6,740	5,459
September	8,326	7,081
October	9,731	
November	11,123	
December	11,991	
January	13,981	
February	15,399	
March	17,815	
April	18,670	
May	18,676	
June	18,675	

QUALITY

	Quantity	Base Number	Contract	AT	Region	England
% of FP17s for the same patient ID Re-attending within 3 months - Children	35	980	3.6%	10.0%	11.3%	11.5%
% of FP17s for the same patient ID Re-attending within 3 months - Adults	388	3,831	10.1%	13.5%	14.7%	15.4%
% of FP17s for the same patient ID Re-attending between 3 & 9 months - Children	629	980	64.2%	63.2%	60.8%	59.7%
% of FP17s for the same patient ID Re-attending between 3 & 9 months - Adults	1,910	3,831	49.9%	56.9%	52.8%	51.7%
% of FP17s for Band 1 Urgent Courses	342	4,360	7.8%	6.8%	8.2%	9.2%
% of FP17s Relating to Free Repair or Replacements	50	4,360	1.1%	0.7%	0.7%	0.7%
% of FP17s Relating to Continuations	42	4,360	1.0%	1.0%	0.8%	0.8%
% of Patients satisfied with the dentistry they have received	3	3	N/A	91.9%	93.2%	93.5%
% of Patients satisfied with the time they had to wait for an appointment	2	3	N/A	86.7%	88.5%	87.4%

* This is based on patients treated on this contract for their most recent course of treatment. Figures in italics indicate the base number of FP17s or Patient Questionnaire responses are less than 100. N/A is shown where the base number of responses is less than 10 during the period. % is calculated as Quantity/Base number*100

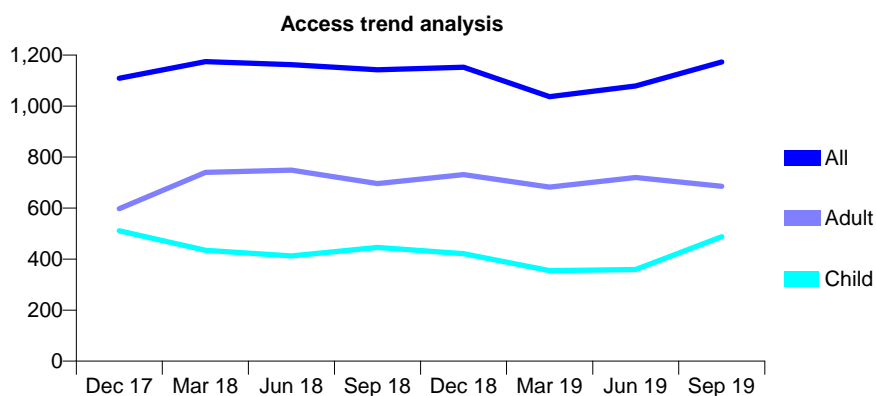
Q55 - Vital Signs At a Glance Contract Report for 810584/0002 - September 2019

Name or company name	MR PR THORPE
Contract type name	GDS Contract
Purpose of contract	General
Contract start date	01/07/2008
Contract end date	

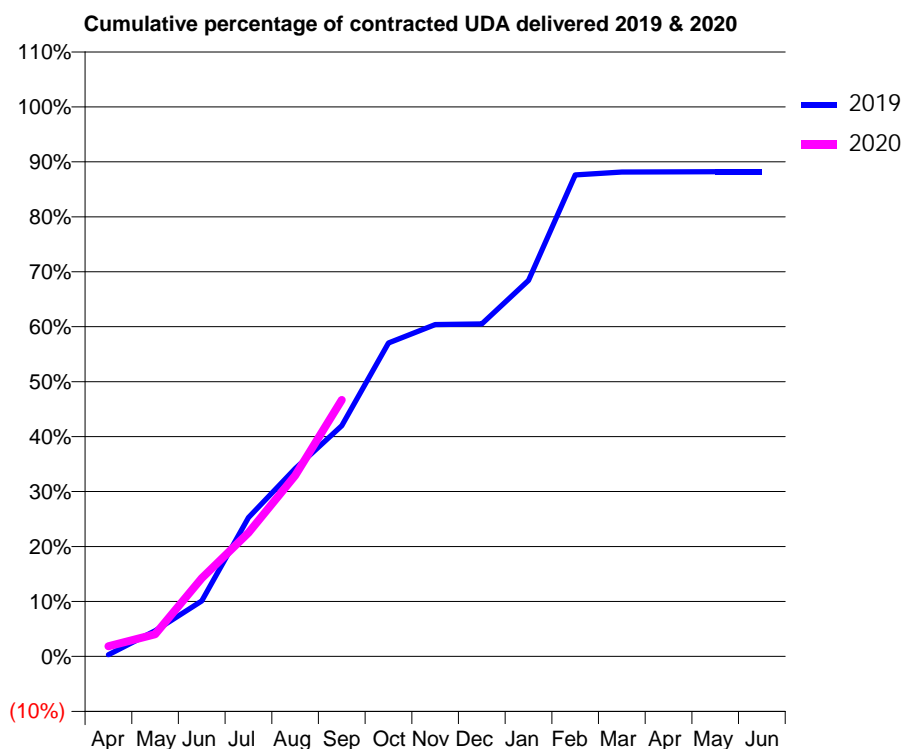
19/20 Contracted general activity (UDA)	3,000
Carry forward general activity (UDA)	0
19/20 Contracted orthodontic activity (UOA)	0
Carry forward orthodontic activity (UOA)	0
Baseline contract value	£116,806.24

ACCESS*

Patients seen in 24 months	Total	Change since previous quarter
Quarter ending September 2018	1,142	
Quarter ending December 2018	1,152	→
Quarter ending March 2019	1,037	↓
Quarter ending June 2019	1,079	↑
Quarter ending September 2019	1,173	↑
Variance since September 2018	2.7%	↑



ACTIVITY



Month	2019	2020
April	9	55
May	140	121
June	303	427
July	758	675
August	1,026	987
September	1,260	1,401
October	1,711	
November	1,811	
December	1,815	
January	2,053	
February	2,628	
March	2,644	
April	2,645	
May	2,646	
June	2,646	

QUALITY

	Quantity	Base Number	Contract	AT	Region	England
% of FP17s for the same patient ID Re-attending within 3 months - Children	4	407	1.0%	10.0%	11.3%	11.5%
% of FP17s for the same patient ID Re-attending within 3 months - Adults	13	407	3.2%	13.5%	14.7%	15.4%
% of FP17s for the same patient ID Re-attending between 3 & 9 months - Children	120	407	29.5%	63.2%	60.8%	59.7%
% of FP17s for the same patient ID Re-attending between 3 & 9 months - Adults	52	407	12.8%	56.9%	52.8%	51.7%
% of FP17s for Band 1 Urgent Courses	63	814	7.7%	6.8%	8.2%	9.2%
% of FP17s Relating to Free Repair or Replacements	5	814	0.6%	0.7%	0.7%	0.7%
% of FP17s Relating to Continuations	1	814	0.1%	1.0%	0.8%	0.8%
% of Patients satisfied with the dentistry they have received	0	0	N/A	91.9%	93.2%	93.5%
% of Patients satisfied with the time they had to wait for an appointment	0	0	N/A	86.7%	88.5%	87.4%

* This is based on patients treated on this contract for their most recent course of treatment. Figures in italics indicate the base number of FP17s or Patient Questionnaire responses are less than 100. N/A is shown where the base number of responses is less than 10 during the period. % is calculated as Quantity/Base number*100

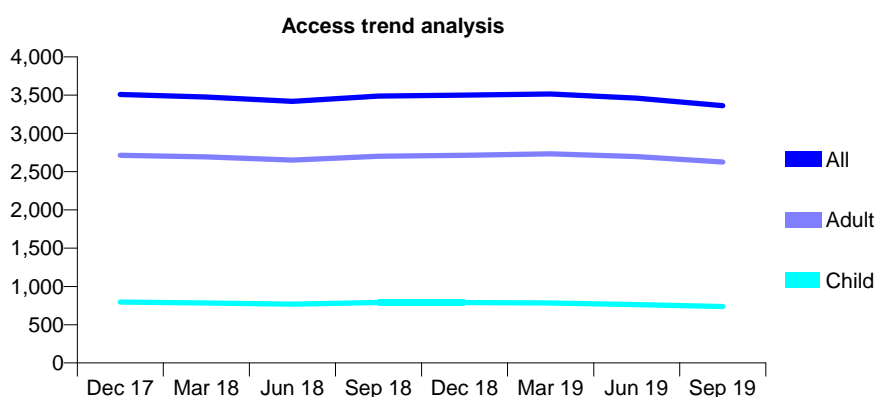
Q55 - Vital Signs At a Glance Contract Report for 813532/0001 - September 2019

Name or company name	Chatworth Dental Care
Contract type name	GDS Contract
Purpose of contract	General
Contract start date	01/04/2006
Contract end date	

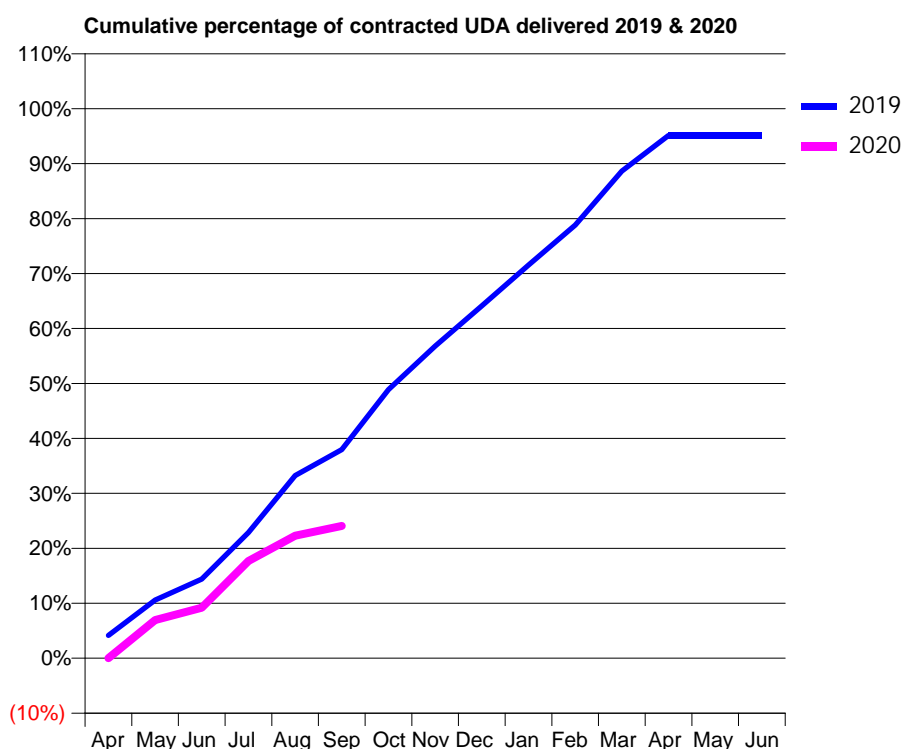
19/20 Contracted general activity (UDA)	11,583
Carry forward general activity (UDA)	0
19/20 Contracted orthodontic activity (UOA)	0
Carry forward orthodontic activity (UOA)	0
Baseline contract value	£364,308.56

ACCESS*

Patients seen in 24 months	Total	Change since previous quarter
Quarter ending September 2018	3,488	
Quarter ending December 2018	3,500	→
Quarter ending March 2019	3,515	→
Quarter ending June 2019	3,461	↓
Quarter ending September 2019	3,362	↓
Variance since September 2018	(3.6%)	↓



ACTIVITY



Month	2019	2020
April	503	0
May	1,281	805
June	1,741	1,063
July	2,764	2,050
August	4,015	2,583
September	4,588	2,790
October	5,908	
November	6,864	
December	7,749	
January	8,642	
February	9,523	
March	10,710	
April	11,495	
May	11,496	
June	11,496	

QUALITY

	Quantity	Base Number	Contract	AT	Region	England
% of FP17s for the same patient ID Re-attending within 3 months - Children	16	329	4.9%	10.0%	11.3%	11.5%
% of FP17s for the same patient ID Re-attending within 3 months - Adults	192	1,299	14.8%	13.5%	14.7%	15.4%
% of FP17s for the same patient ID Re-attending between 3 & 9 months - Children	206	329	62.6%	63.2%	60.8%	59.7%
% of FP17s for the same patient ID Re-attending between 3 & 9 months - Adults	821	1,299	63.2%	56.9%	52.8%	51.7%
% of FP17s for Band 1 Urgent Courses	138	1,327	10.4%	6.8%	8.2%	9.2%
% of FP17s Relating to Free Repair or Replacements	6	1,327	0.5%	0.7%	0.7%	0.7%
% of FP17s Relating to Continuations	28	1,327	2.1%	1.0%	0.8%	0.8%
% of Patients satisfied with the dentistry they have received	2	2	N/A	91.9%	93.2%	93.5%
% of Patients satisfied with the time they had to wait for an appointment	2	2	N/A	86.7%	88.5%	87.4%

* This is based on patients treated on this contract for their most recent course of treatment.

Figures in italics indicate the base number of FP17s or Patient Questionnaire responses are less than 100. N/A is shown where the base number of responses is less than 10 during the period. % is calculated as Quantity/Base number*100

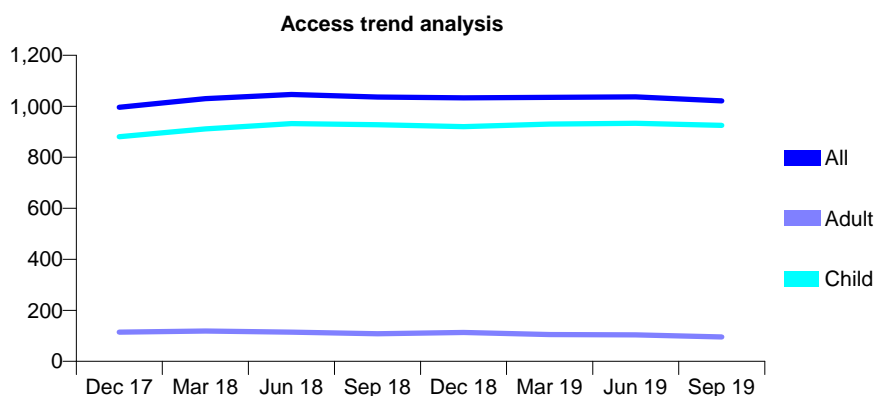
Q55 - Vital Signs At a Glance Contract Report for 813842/0002 - September 2019

Name or company name	MR DA DUNNING
Contract type name	GDS Contract
Purpose of contract	General and Orthodontic
Contract start date	01/04/2006
Contract end date	

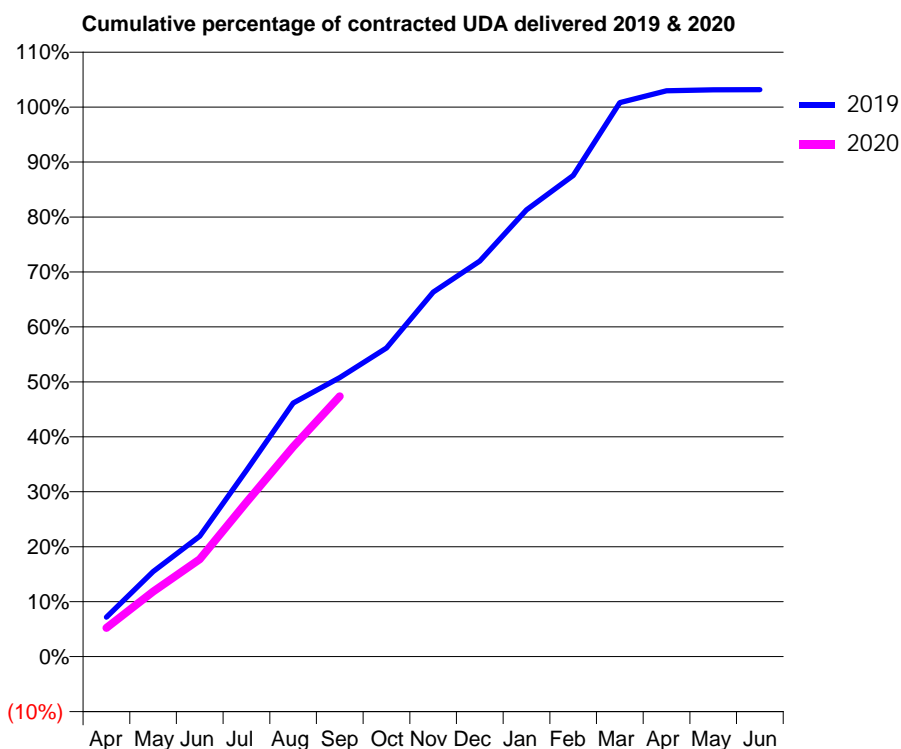
19/20 Contracted general activity (UDA)	2,012
Carry forward general activity (UDA)	0
19/20 Contracted orthodontic activity (UOA)	423
Carry forward orthodontic activity (UOA)	0
Baseline contract value	£73,723.07

ACCESS*

Patients seen in 24 months	Total	Change since previous quarter
Quarter ending September 2018	1,036	
Quarter ending December 2018	1,033	→
Quarter ending March 2019	1,035	→
Quarter ending June 2019	1,037	→
Quarter ending September 2019	1,021	↓
Variance since September 2018	(1.4%)	↓



ACTIVITY



Month	Adjusted Scheduled Activity (UDA)	
	2019	2020
April	145	105
May	311	239
June	441	357
July	682	565
August	929	769
September	1,022	953
October	1,130	
November	1,335	
December	1,448	
January	1,636	
February	1,762	
March	2,029	
April	2,072	
May	2,075	
June	2,076	

QUALITY

	Quantity	Base Number	Contract	AT	Region	England
% of FP17s for the same patient ID Re-attending within 3 months - Children	62	801	7.7%	10.0%	11.3%	11.5%
% of FP17s for the same patient ID Re-attending within 3 months - Adults	0	27	0.0%	13.5%	14.7%	15.4%
% of FP17s for the same patient ID Re-attending between 3 & 9 months - Children	577	801	72.0%	63.2%	60.8%	59.7%
% of FP17s for the same patient ID Re-attending between 3 & 9 months - Adults	20	27	74.1%	56.9%	52.8%	51.7%
% of FP17s for Band 1 Urgent Courses	16	771	2.1%	6.8%	8.2%	9.2%
% of FP17s Relating to Free Repair or Replacements	0	771	0.0%	0.7%	0.7%	0.7%
% of FP17s Relating to Continuations	0	771	0.0%	1.0%	0.8%	0.8%
% of Patients satisfied with the dentistry they have received	0	0	N/A	91.9%	93.2%	93.5%
% of Patients satisfied with the time they had to wait for an appointment	0	0	N/A	86.7%	88.5%	87.4%

* This is based on patients treated on this contract for their most recent course of treatment. Figures in italics indicate the base number of FP17s or Patient Questionnaire responses are less than 100. N/A is shown where the base number of responses is less than 10 during the period. % is calculated as Quantity/Base number*100

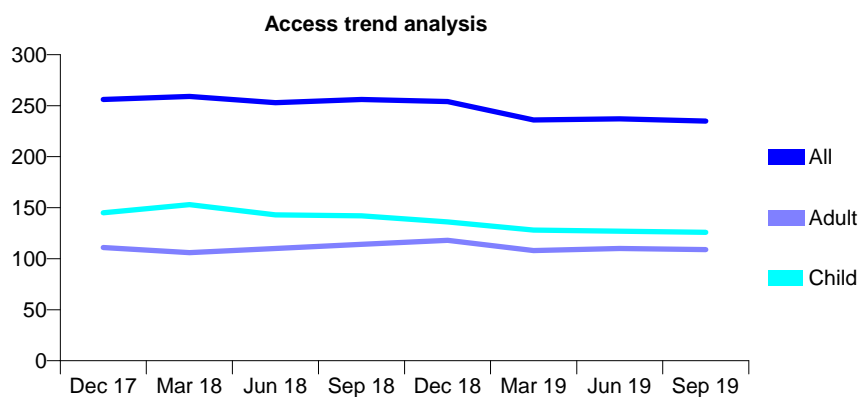
Q55 - Vital Signs At a Glance Contract Report for 819417/0001 - September 2019

Name or company name	MRS HM BAKER
Contract type name	GDS Contract
Purpose of contract	General
Contract start date	01/04/2006
Contract end date	

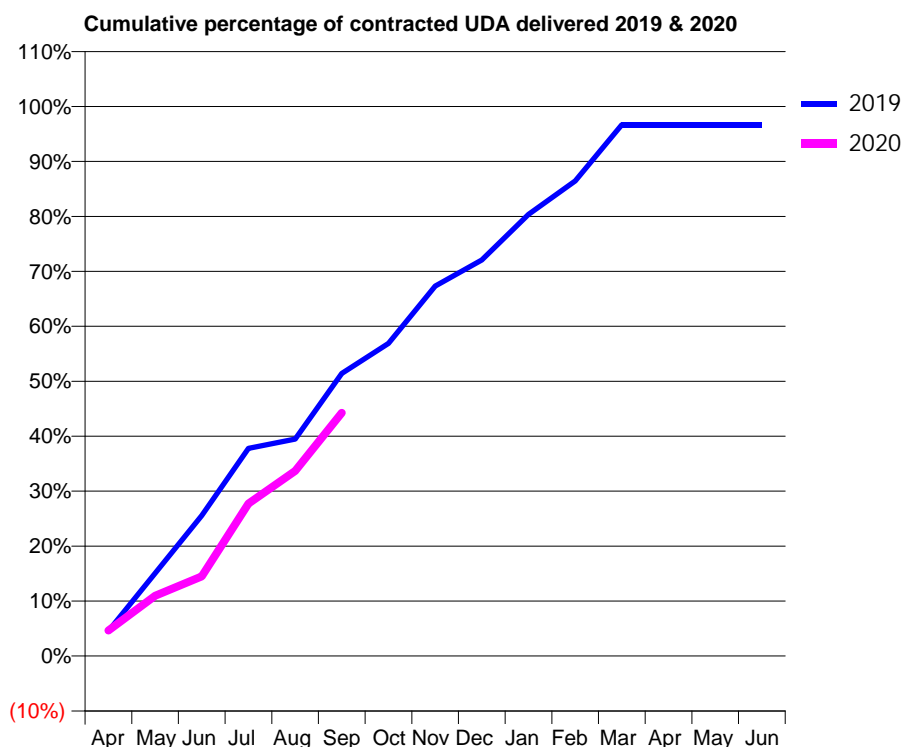
19/20 Contracted general activity (UDA)	617
Carry forward general activity (UDA)	0
19/20 Contracted orthodontic activity (UOA)	0
Carry forward orthodontic activity (UOA)	0
Baseline contract value	£14,277.18

ACCESS*

Patients seen in 24 months	Total	Change since previous quarter
Quarter ending September 2018	256	
Quarter ending December 2018	254	→
Quarter ending March 2019	236	↓
Quarter ending June 2019	237	→
Quarter ending September 2019	235	→
Variance since September 2018	(8.2%)	↓



ACTIVITY



Month	Adjusted Scheduled Activity (UDA)	
	2019	2020
April	28	29
May	93	68
June	158	89
July	233	171
August	244	208
September	317	273
October	351	
November	415	
December	445	
January	496	
February	533	
March	596	
April	596	
May	596	
June	596	

QUALITY

	Quantity	Base Number	Contract	AT	Region	England
% of FP17s for the same patient ID Re-attending within 3 months - Children	2	106	1.9%	10.0%	11.3%	11.5%
% of FP17s for the same patient ID Re-attending within 3 months - Adults	6	118	5.1%	13.5%	14.7%	15.4%
% of FP17s for the same patient ID Re-attending between 3 & 9 months - Children	86	106	81.1%	63.2%	60.8%	59.7%
% of FP17s for the same patient ID Re-attending between 3 & 9 months - Adults	52	118	44.1%	56.9%	52.8%	51.7%
% of FP17s for Band 1 Urgent Courses	41	223	18.4%	6.8%	8.2%	9.2%
% of FP17s Relating to Free Repair or Replacements	0	223	0.0%	0.7%	0.7%	0.7%
% of FP17s Relating to Continuations	0	223	0.0%	1.0%	0.8%	0.8%
% of Patients satisfied with the dentistry they have received	0	0	N/A	91.9%	93.2%	93.5%
% of Patients satisfied with the time they had to wait for an appointment	0	0	N/A	86.7%	88.5%	87.4%

* This is based on patients treated on this contract for their most recent course of treatment. Figures in italics indicate the base number of FP17s or Patient Questionnaire responses are less than 100. N/A is shown where the base number of responses is less than 10 during the period. % is calculated as Quantity/Base number*100

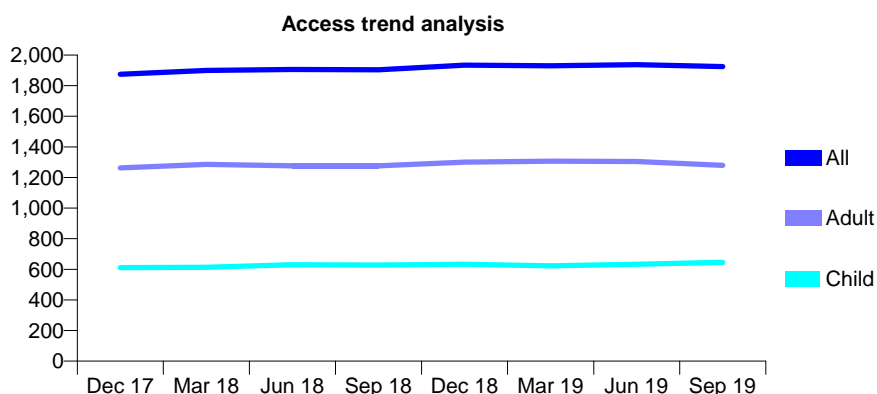
Q55 - Vital Signs At a Glance Contract Report for 819700/0001 - September 2019

Name or company name	Mehta Panchal Sagoo T/A Family Dental C
Contract type name	GDS Contract
Purpose of contract	General
Contract start date	01/04/2006
Contract end date	

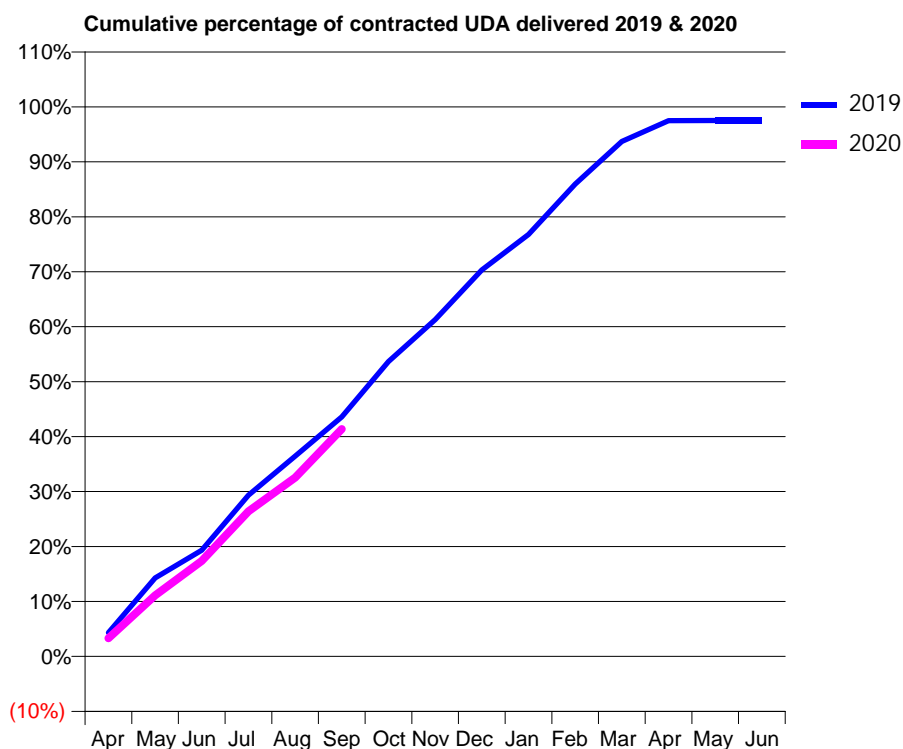
19/20 Contracted general activity (UDA)	6,119
Carry forward general activity (UDA)	0
19/20 Contracted orthodontic activity (UOA)	0
Carry forward orthodontic activity (UOA)	0
Baseline contract value	£177,442.48

ACCESS*

Patients seen in 24 months	Total	Change since previous quarter
Quarter ending September 2018	1,904	
Quarter ending December 2018	1,934	→
Quarter ending March 2019	1,930	→
Quarter ending June 2019	1,938	→
Quarter ending September 2019	1,925	→
Variance since September 2018	1.1%	→



ACTIVITY



Month	2019	2020
April	265	203
May	875	680
June	1,182	1,064
July	1,795	1,616
August	2,231	1,992
September	2,666	2,531
October	3,283	
November	3,750	
December	4,302	
January	4,697	
February	5,259	
March	5,734	
April	5,966	
May	5,967	
June	5,967	

QUALITY

	Quantity	Base Number	Contract	AT	Region	England
% of FP17s for the same patient ID Re-attending within 3 months - Children	25	383	6.5%	10.0%	11.3%	11.5%
% of FP17s for the same patient ID Re-attending within 3 months - Adults	141	785	18.0%	13.5%	14.7%	15.4%
% of FP17s for the same patient ID Re-attending between 3 & 9 months - Children	198	383	51.7%	63.2%	60.8%	59.7%
% of FP17s for the same patient ID Re-attending between 3 & 9 months - Adults	333	785	42.4%	56.9%	52.8%	51.7%
% of FP17s for Band 1 Urgent Courses	58	1,075	5.4%	6.8%	8.2%	9.2%
% of FP17s Relating to Free Repair or Replacements	5	1,075	0.5%	0.7%	0.7%	0.7%
% of FP17s Relating to Continuations	37	1,075	3.4%	1.0%	0.8%	0.8%
% of Patients satisfied with the dentistry they have received	0	0	N/A	91.9%	93.2%	93.5%
% of Patients satisfied with the time they had to wait for an appointment	0	0	N/A	86.7%	88.5%	87.4%

* This is based on patients treated on this contract for their most recent course of treatment. Figures in italics indicate the base number of FP17s or Patient Questionnaire responses are less than 100. N/A is shown where the base number of responses is less than 10 during the period. % is calculated as Quantity/Base number*100

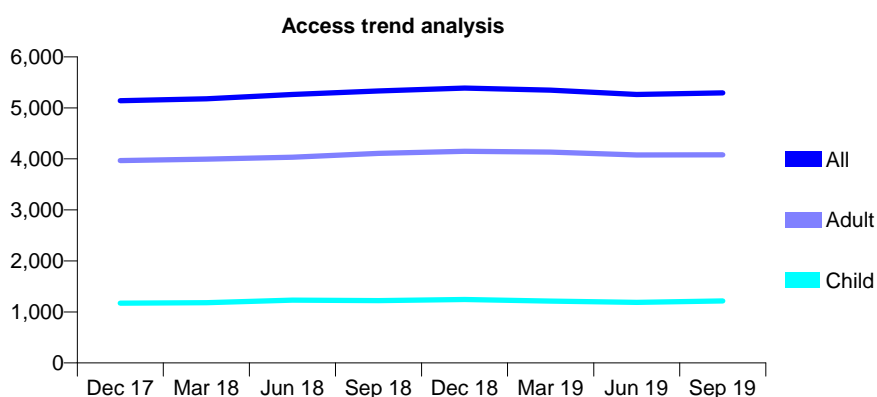
Q55 - Vital Signs At a Glance Contract Report for 819700/0002 - September 2019

Name or company name	Mehta Panchal Sagoo T/A Family Dental C
Contract type name	GDS Contract
Purpose of contract	General
Contract start date	01/04/2006
Contract end date	

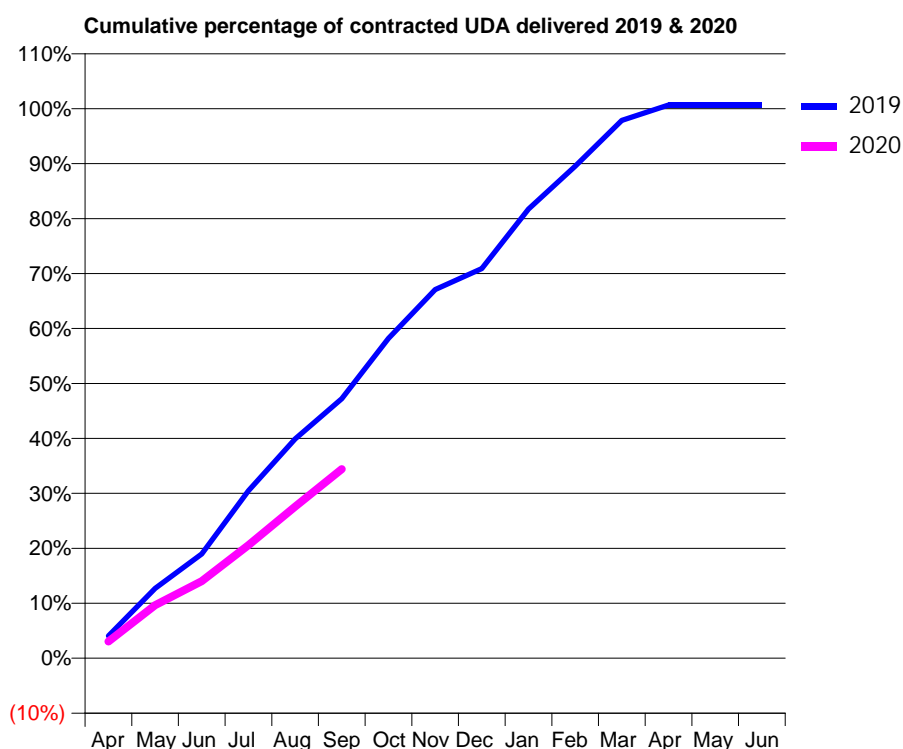
19/20 Contracted general activity (UDA)	15,394
Carry forward general activity (UDA)	0
19/20 Contracted orthodontic activity (UOA)	0
Carry forward orthodontic activity (UOA)	0
Baseline contract value	£389,932.18

ACCESS*

Patients seen in 24 months	Total	Change since previous quarter
Quarter ending September 2018	5,332	
Quarter ending December 2018	5,390	→
Quarter ending March 2019	5,348	→
Quarter ending June 2019	5,264	↓
Quarter ending September 2019	5,294	→
Variance since September 2018	(0.7%)	→



ACTIVITY



Month	Adjusted Scheduled Activity (UDA)	
	2019	2020
April	624	471
May	1,956	1,487
June	2,919	2,161
July	4,694	3,166
August	6,144	4,249
September	7,271	5,299
October	8,961	
November	10,328	
December	10,914	
January	12,579	
February	13,783	
March	15,065	
April	15,495	
May	15,498	
June	15,498	

QUALITY

	Quantity	Base Number	Contract	AT	Region	England
% of FP17s for the same patient ID Re-attending within 3 months - Children	44	677	6.5%	10.0%	11.3%	11.5%
% of FP17s for the same patient ID Re-attending within 3 months - Adults	243	2,023	12.0%	13.5%	14.7%	15.4%
% of FP17s for the same patient ID Re-attending between 3 & 9 months - Children	325	677	48.0%	63.2%	60.8%	59.7%
% of FP17s for the same patient ID Re-attending between 3 & 9 months - Adults	976	2,023	48.2%	56.9%	52.8%	51.7%
% of FP17s for Band 1 Urgent Courses	141	2,537	5.6%	6.8%	8.2%	9.2%
% of FP17s Relating to Free Repair or Replacements	11	2,537	0.4%	0.7%	0.7%	0.7%
% of FP17s Relating to Continuations	51	2,537	2.0%	1.0%	0.8%	0.8%
% of Patients satisfied with the dentistry they have received	1	1	N/A	91.9%	93.2%	93.5%
% of Patients satisfied with the time they had to wait for an appointment	1	1	N/A	86.7%	88.5%	87.4%

* This is based on patients treated on this contract for their most recent course of treatment.

Figures in italics indicate the base number of FP17s or Patient Questionnaire responses are less than 100. N/A is shown where the base number of responses is less than 10 during the period. % is calculated as Quantity/Base number*100

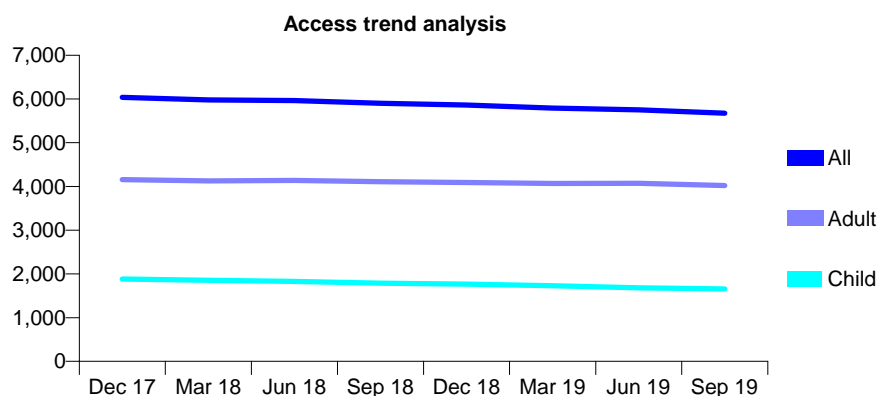
Q55 - Vital Signs At a Glance Contract Report for 825050/0001 - September 2019

Name or company name	MR LS MASTERSON
Contract type name	GDS Contract
Purpose of contract	General
Contract start date	01/04/2006
Contract end date	

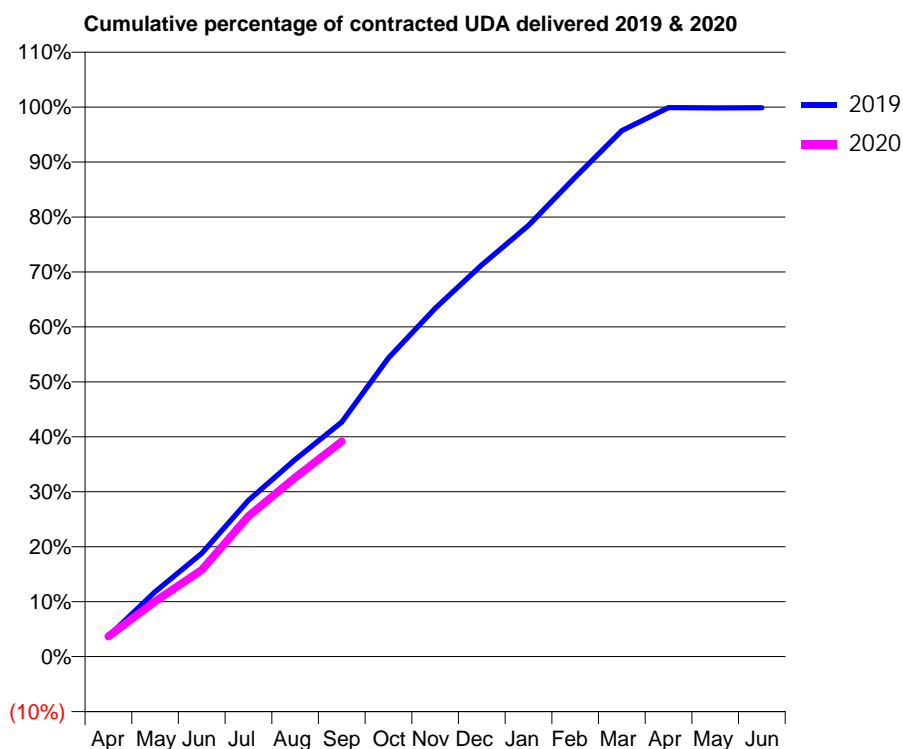
19/20 Contracted general activity (UDA)	18,209
Carry forward general activity (UDA)	0
19/20 Contracted orthodontic activity (UOA)	0
Carry forward orthodontic activity (UOA)	0
Baseline contract value	£446,061.26

ACCESS*

Patients seen in 24 months	Total	Change since previous quarter
Quarter ending September 2018	5,900	
Quarter ending December 2018	5,861	→
Quarter ending March 2019	5,794	↓
Quarter ending June 2019	5,750	→
Quarter ending September 2019	5,676	↓
Variance since September 2018	(3.8%)	↓



ACTIVITY



Month	Adjusted Scheduled Activity (UDA)	
	2019	2020
April	589	669
May	1,867	1,830
June	2,971	2,868
July	4,492	4,657
August	5,669	5,935
September	6,744	7,128
October	8,587	
November	10,012	
December	11,264	
January	12,397	
February	13,782	
March	15,123	
April	15,783	
May	15,777	
June	15,779	

QUALITY

	Quantity	Base Number	Contract	AT	Region	England
% of FP17s for the same patient ID Re-attending within 3 months - Children	148	1,506	9.8%	10.0%	11.3%	11.5%
% of FP17s for the same patient ID Re-attending within 3 months - Adults	572	3,494	16.4%	13.5%	14.7%	15.4%
% of FP17s for the same patient ID Re-attending between 3 & 9 months - Children	1,054	1,506	70.0%	63.2%	60.8%	59.7%
% of FP17s for the same patient ID Re-attending between 3 & 9 months - Adults	2,414	3,494	69.1%	56.9%	52.8%	51.7%
% of FP17s for Band 1 Urgent Courses	452	4,583	9.9%	6.8%	8.2%	9.2%
% of FP17s Relating to Free Repair or Replacements	26	4,583	0.6%	0.7%	0.7%	0.7%
% of FP17s Relating to Continuations	67	4,583	1.5%	1.0%	0.8%	0.8%
% of Patients satisfied with the dentistry they have received	1	1	N/A	91.9%	93.2%	93.5%
% of Patients satisfied with the time they had to wait for an appointment	1	1	N/A	86.7%	88.5%	87.4%

* This is based on patients treated on this contract for their most recent course of treatment. Figures in italics indicate the base number of FP17s or Patient Questionnaire responses are less than 100. N/A is shown where the base number of responses is less than 10 during the period. % is calculated as Quantity/Base number*100

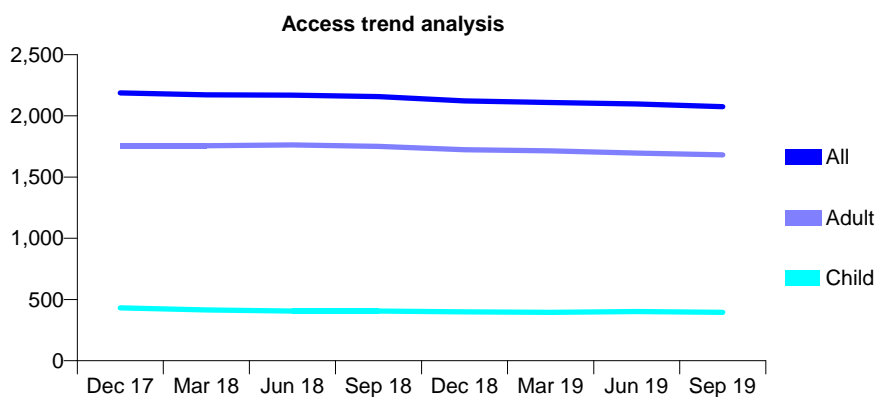
Q55 - Vital Signs At a Glance Contract Report for 829048/0002 - September 2019

Name or company name	MR BS CHATHA
Contract type name	GDS Contract
Purpose of contract	General
Contract start date	01/10/2007
Contract end date	

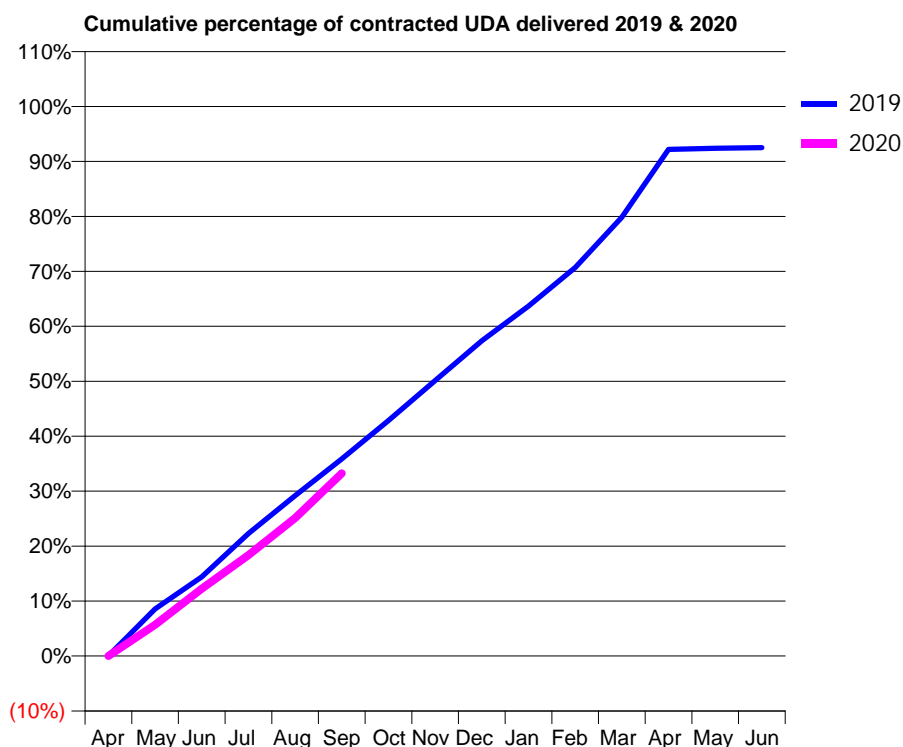
19/20 Contracted general activity (UDA)	9,028
Carry forward general activity (UDA)	0
19/20 Contracted orthodontic activity (UOA)	0
Carry forward orthodontic activity (UOA)	0
Baseline contract value	£258,835.45

ACCESS*

Patients seen in 24 months	Total	Change since previous quarter
Quarter ending September 2018	2,157	
Quarter ending December 2018	2,123	↓
Quarter ending March 2019	2,109	→
Quarter ending June 2019	2,097	→
Quarter ending September 2019	2,076	↓
Variance since September 2018	(3.8%)	↓



ACTIVITY



Month	Adjusted Scheduled Activity (UDA)	
	2019	2020
April	4	0
May	774	513
June	1,301	1,105
July	2,012	1,658
August	2,636	2,269
September	3,237	3,003
October	3,867	
November	4,528	
December	5,177	
January	5,749	
February	6,383	
March	7,206	
April	8,322	
May	8,341	
June	8,352	

QUALITY

	Quantity	Base Number	Contract	AT	Region	England
% of FP17s for the same patient ID Re-attending within 3 months - Children	16	336	4.8%	10.0%	11.3%	11.5%
% of FP17s for the same patient ID Re-attending within 3 months - Adults	157	1,445	10.9%	13.5%	14.7%	15.4%
% of FP17s for the same patient ID Re-attending between 3 & 9 months - Children	233	336	69.3%	63.2%	60.8%	59.7%
% of FP17s for the same patient ID Re-attending between 3 & 9 months - Adults	943	1,445	65.3%	56.9%	52.8%	51.7%
% of FP17s for Band 1 Urgent Courses	73	1,357	5.4%	6.8%	8.2%	9.2%
% of FP17s Relating to Free Repair or Replacements	16	1,357	1.2%	0.7%	0.7%	0.7%
% of FP17s Relating to Continuations	18	1,357	1.3%	1.0%	0.8%	0.8%
% of Patients satisfied with the dentistry they have received	2	2	N/A	91.9%	93.2%	93.5%
% of Patients satisfied with the time they had to wait for an appointment	2	2	N/A	86.7%	88.5%	87.4%

* This is based on patients treated on this contract for their most recent course of treatment. Figures in italics indicate the base number of FP17s or Patient Questionnaire responses are less than 100. N/A is shown where the base number of responses is less than 10 during the period. % is calculated as Quantity/Base number*100

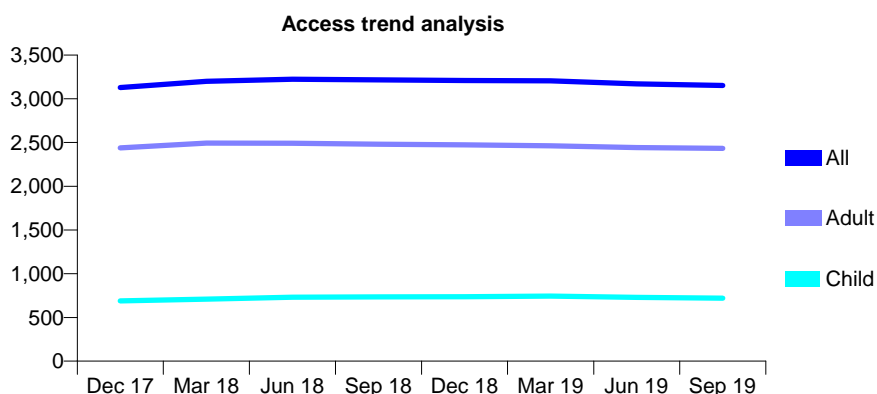
Q55 - Vital Signs At a Glance Contract Report for 833517/0001 - September 2019

Name or company name	MISS NS FRY
Contract type name	GDS Contract
Purpose of contract	General
Contract start date	01/04/2006
Contract end date	

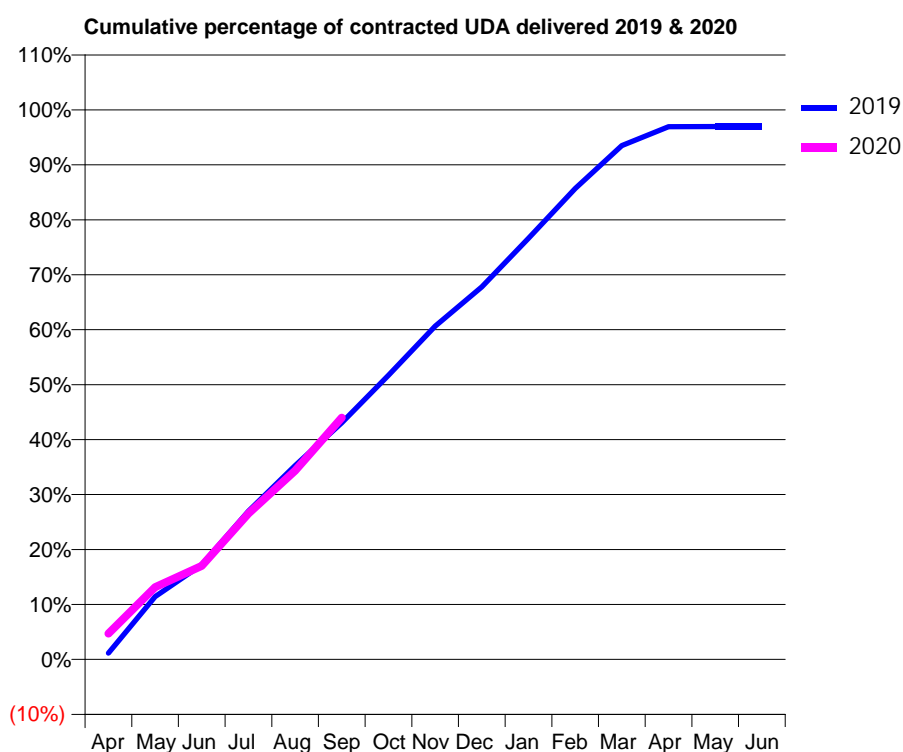
19/20 Contracted general activity (UDA)	8,960
Carry forward general activity (UDA)	0
19/20 Contracted orthodontic activity (UOA)	0
Carry forward orthodontic activity (UOA)	0
Baseline contract value	£210,333.22

ACCESS*

Patients seen in 24 months	Total	Change since previous quarter
Quarter ending September 2018	3,215	
Quarter ending December 2018	3,209	→
Quarter ending March 2019	3,205	→
Quarter ending June 2019	3,171	↓
Quarter ending September 2019	3,153	→
Variance since September 2018	(1.9%)	↓



ACTIVITY



Month	Adjusted Scheduled Activity (UDA)	
	2019	2020
April	103	423
May	1,025	1,178
June	1,543	1,524
July	2,419	2,380
August	3,164	3,077
September	3,858	3,941
October	4,632	
November	5,434	
December	6,075	
January	6,867	
February	7,679	
March	8,377	
April	8,685	
May	8,688	
June	8,688	

QUALITY

	Quantity	Base Number	Contract	AT	Region	England
% of FP17s for the same patient ID Re-attending within 3 months - Children	33	644	5.1%	10.0%	11.3%	11.5%
% of FP17s for the same patient ID Re-attending within 3 months - Adults	267	2,098	12.7%	13.5%	14.7%	15.4%
% of FP17s for the same patient ID Re-attending between 3 & 9 months - Children	481	644	74.7%	63.2%	60.8%	59.7%
% of FP17s for the same patient ID Re-attending between 3 & 9 months - Adults	1,486	2,098	70.8%	56.9%	52.8%	51.7%
% of FP17s for Band 1 Urgent Courses	215	2,540	8.5%	6.8%	8.2%	9.2%
% of FP17s Relating to Free Repair or Replacements	16	2,540	0.6%	0.7%	0.7%	0.7%
% of FP17s Relating to Continuations	23	2,540	0.9%	1.0%	0.8%	0.8%
% of Patients satisfied with the dentistry they have received	0	0	N/A	91.9%	93.2%	93.5%
% of Patients satisfied with the time they had to wait for an appointment	0	0	N/A	86.7%	88.5%	87.4%

* This is based on patients treated on this contract for their most recent course of treatment. Figures in italics indicate the base number of FP17s or Patient Questionnaire responses are less than 100. N/A is shown where the base number of responses is less than 10 during the period. % is calculated as Quantity/Base number*100

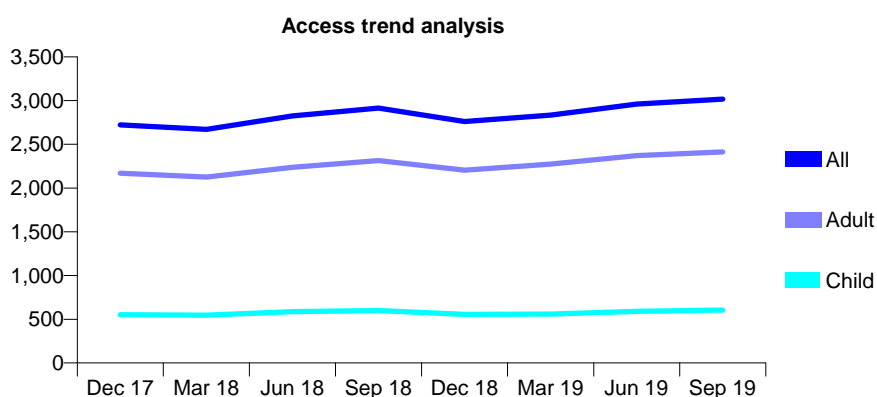
Q55 - Vital Signs At a Glance Contract Report for 836117/0001 - September 2019

Name or company name	MR RS RUPRA
Contract type name	GDS Contract
Purpose of contract	General
Contract start date	01/10/2007
Contract end date	

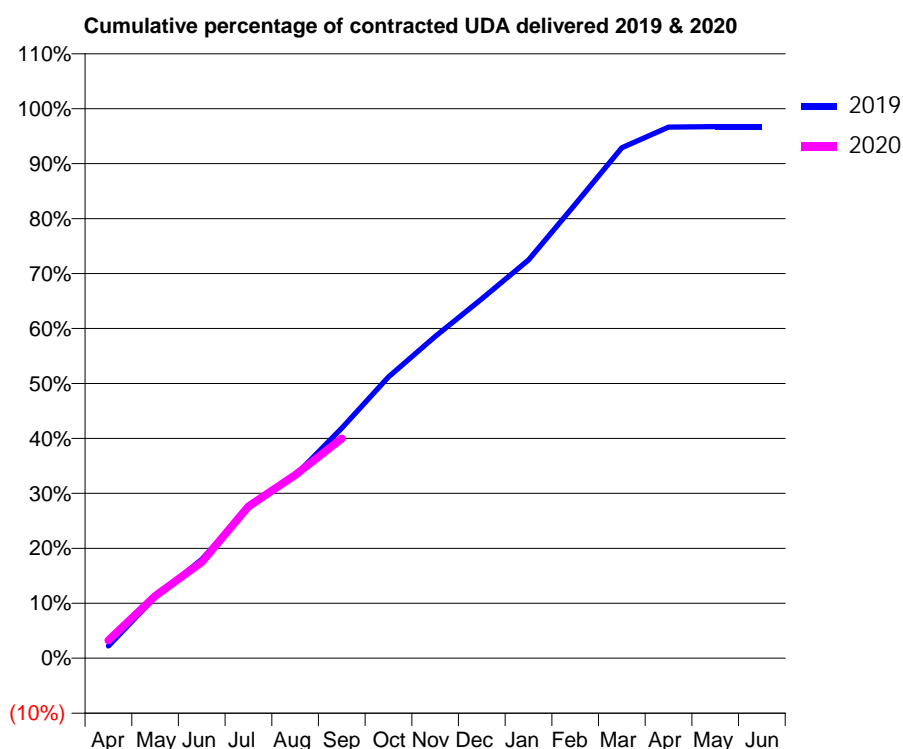
19/20 Contracted general activity (UDA)	9,028
Carry forward general activity (UDA)	0
19/20 Contracted orthodontic activity (UOA)	0
Carry forward orthodontic activity (UOA)	0
Baseline contract value	£258,835.45

ACCESS*

Patients seen in 24 months	Total	Change since previous quarter
Quarter ending September 2018	2,914	
Quarter ending December 2018	2,761	↓
Quarter ending March 2019	2,834	↑
Quarter ending June 2019	2,961	↑
Quarter ending September 2019	3,017	→
Variance since September 2018	3.5%	↑



ACTIVITY



Month	2019	2020
April	200	292
May	1,002	1,022
June	1,625	1,578
July	2,468	2,494
August	3,000	3,010
September	3,779	3,610
October	4,621	
November	5,285	
December	5,904	
January	6,543	
February	7,459	
March	8,385	
April	8,725	
May	8,732	
June	8,732	

QUALITY

	Quantity	Base Number	Contract	AT	Region	England
% of FP17s for the same patient ID Re-attending within 3 months - Children	32	565	5.7%	10.0%	11.3%	11.5%
% of FP17s for the same patient ID Re-attending within 3 months - Adults	150	2,041	7.3%	13.5%	14.7%	15.4%
% of FP17s for the same patient ID Re-attending between 3 & 9 months - Children	348	565	61.6%	63.2%	60.8%	59.7%
% of FP17s for the same patient ID Re-attending between 3 & 9 months - Adults	1,231	2,041	60.3%	56.9%	52.8%	51.7%
% of FP17s for Band 1 Urgent Courses	103	2,189	4.7%	6.8%	8.2%	9.2%
% of FP17s Relating to Free Repair or Replacements	14	2,189	0.6%	0.7%	0.7%	0.7%
% of FP17s Relating to Continuations	13	2,189	0.6%	1.0%	0.8%	0.8%
% of Patients satisfied with the dentistry they have received	0	0	N/A	91.9%	93.2%	93.5%
% of Patients satisfied with the time they had to wait for an appointment	0	0	N/A	86.7%	88.5%	87.4%

* This is based on patients treated on this contract for their most recent course of treatment.

Figures in italics indicate the base number of FP17s or Patient Questionnaire responses are less than 100. N/A is shown where the base number of responses is less than 10 during the period. % is calculated as Quantity/Base number*100

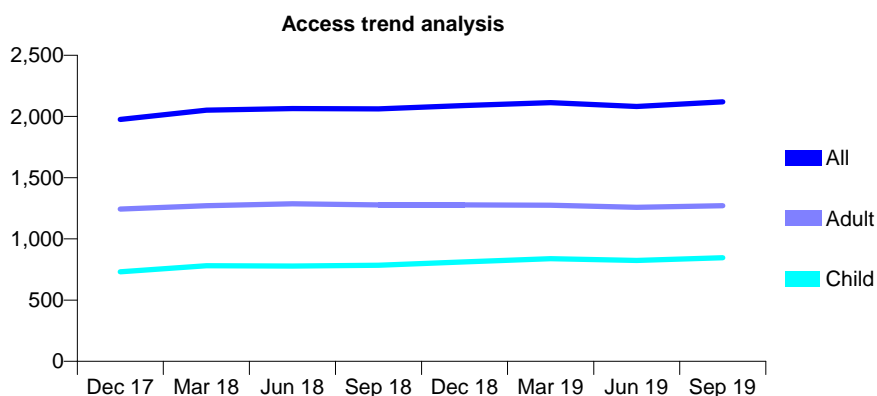
Q55 - Vital Signs At a Glance Contract Report for 836362/0001 - September 2019

Name or company name	MR MM OSMAN
Contract type name	GDS Contract
Purpose of contract	General
Contract start date	01/04/2006
Contract end date	

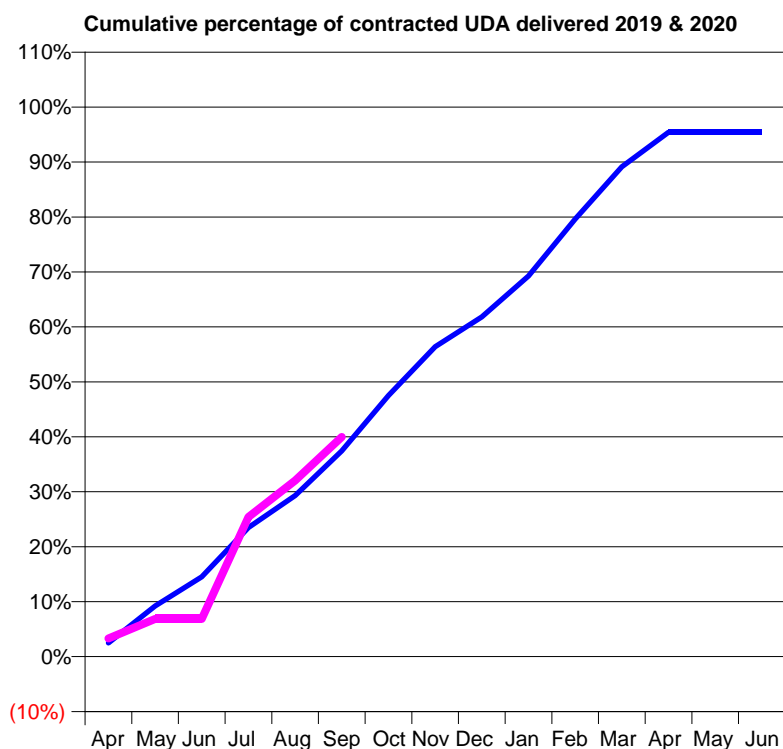
19/20 Contracted general activity (UDA)	5,819
Carry forward general activity (UDA)	0
19/20 Contracted orthodontic activity (UOA)	0
Carry forward orthodontic activity (UOA)	0
Baseline contract value	£133,916.31

ACCESS*

Patients seen in 24 months	Total	Change since previous quarter
Quarter ending September 2018	2,063	
Quarter ending December 2018	2,090	→
Quarter ending March 2019	2,113	→
Quarter ending June 2019	2,082	↓
Quarter ending September 2019	2,119	→
Variance since September 2018	2.7%	↑



ACTIVITY



Month	Adjusted Scheduled Activity (UDA)	
	2019	2020
April	144	193
May	537	398
June	846	398
July	1,367	1,479
August	1,706	1,865
September	2,178	2,327
October	2,764	
November	3,281	
December	3,597	
January	4,031	
February	4,634	
March	5,186	
April	5,552	
May	5,552	
June	5,552	

QUALITY

	Quantity	Base Number	Contract	AT	Region	England
% of FP17s for the same patient ID Re-attending within 3 months - Children	53	793	6.7%	10.0%	11.3%	11.5%
% of FP17s for the same patient ID Re-attending within 3 months - Adults	83	899	9.2%	13.5%	14.7%	15.4%
% of FP17s for the same patient ID Re-attending between 3 & 9 months - Children	595	793	75.0%	63.2%	60.8%	59.7%
% of FP17s for the same patient ID Re-attending between 3 & 9 months - Adults	609	899	67.7%	56.9%	52.8%	51.7%
% of FP17s for Band 1 Urgent Courses	81	1,523	5.3%	6.8%	8.2%	9.2%
% of FP17s Relating to Free Repair or Replacements	5	1,523	0.3%	0.7%	0.7%	0.7%
% of FP17s Relating to Continuations	3	1,523	0.2%	1.0%	0.8%	0.8%
% of Patients satisfied with the dentistry they have received	0	0	N/A	91.9%	93.2%	93.5%
% of Patients satisfied with the time they had to wait for an appointment	0	0	N/A	86.7%	88.5%	87.4%

* This is based on patients treated on this contract for their most recent course of treatment. Figures in italics indicate the base number of FP17s or Patient Questionnaire responses are less than 100. N/A is shown where the base number of responses is less than 10 during the period. % is calculated as Quantity/Base number*100

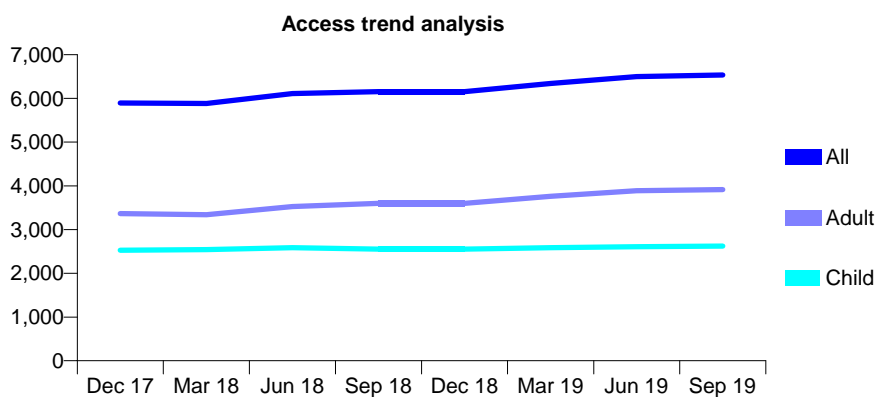
Q55 - Vital Signs At a Glance Contract Report for 860298/0001 - September 2019

Name or company name	MR KS BOLA
Contract type name	GDS Contract
Purpose of contract	General
Contract start date	30/01/2011
Contract end date	

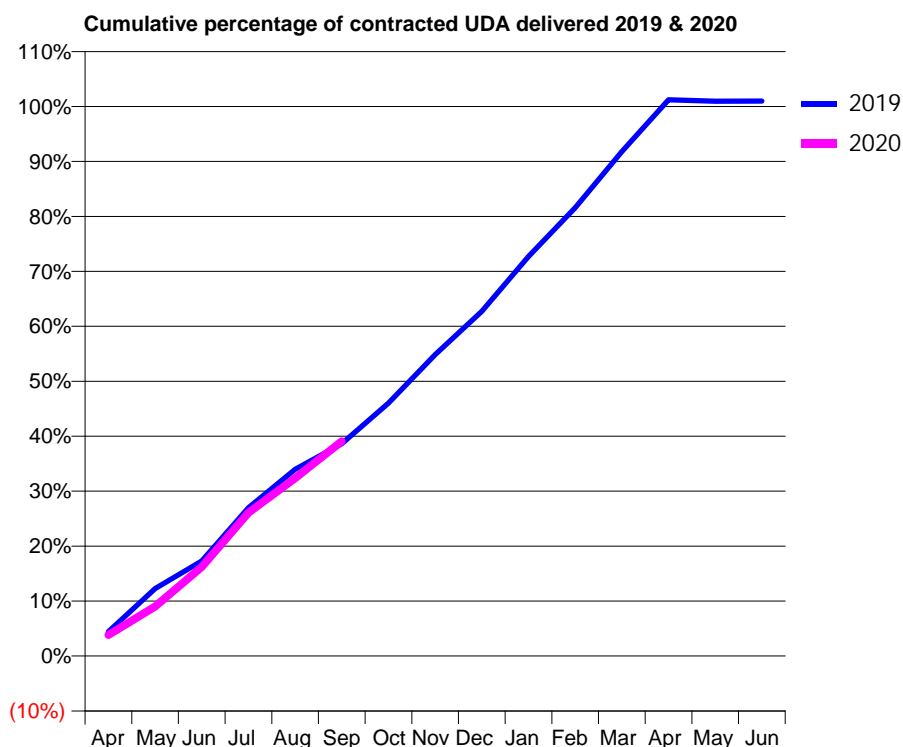
19/20 Contracted general activity (UDA)	19,926
Carry forward general activity (UDA)	0
19/20 Contracted orthodontic activity (UOA)	0
Carry forward orthodontic activity (UOA)	0
Baseline contract value	£540,418.99

ACCESS*

Patients seen in 24 months	Total	Change since previous quarter
Quarter ending September 2018	6,155	
Quarter ending December 2018	6,155	→
Quarter ending March 2019	6,344	↑
Quarter ending June 2019	6,498	↑
Quarter ending September 2019	6,536	→
Variance since September 2018	6.2%	↑



ACTIVITY



Month	Adjusted Scheduled Activity (UDA)	
	2019	2020
April	888	764
May	2,444	1,796
June	3,445	3,229
July	5,377	5,197
August	6,773	6,454
September	7,699	7,788
October	9,169	
November	10,932	
December	12,497	
January	14,491	
February	16,259	
March	18,290	
April	20,165	
May	20,116	
June	20,123	

QUALITY

	Quantity	Base Number	Contract	AT	Region	England
% of FP17s for the same patient ID Re-attending within 3 months - Children	140	2,150	6.5%	10.0%	11.3%	11.5%
% of FP17s for the same patient ID Re-attending within 3 months - Adults	355	3,150	11.3%	13.5%	14.7%	15.4%
% of FP17s for the same patient ID Re-attending between 3 & 9 months - Children	1,479	2,150	68.8%	63.2%	60.8%	59.7%
% of FP17s for the same patient ID Re-attending between 3 & 9 months - Adults	2,026	3,150	64.3%	56.9%	52.8%	51.7%
% of FP17s for Band 1 Urgent Courses	329	4,395	7.5%	6.8%	8.2%	9.2%
% of FP17s Relating to Free Repair or Replacements	28	4,395	0.6%	0.7%	0.7%	0.7%
% of FP17s Relating to Continuations	22	4,395	0.5%	1.0%	0.8%	0.8%
% of Patients satisfied with the dentistry they have received	7	9	N/A	91.9%	93.2%	93.5%
% of Patients satisfied with the time they had to wait for an appointment	6	9	N/A	86.7%	88.5%	87.4%

* This is based on patients treated on this contract for their most recent course of treatment. Figures in italics indicate the base number of FP17s or Patient Questionnaire responses are less than 100. N/A is shown where the base number of responses is less than 10 during the period. % is calculated as Quantity/Base number*100

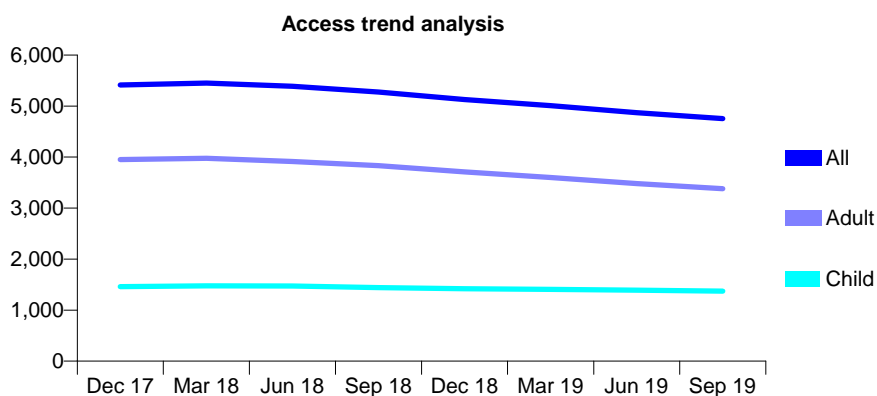
Q55 - Vital Signs At a Glance Contract Report for 860549/0001 - September 2019

Name or company name	MR CJ NAVARRO
Contract type name	GDS Contract
Purpose of contract	General
Contract start date	01/04/2006
Contract end date	

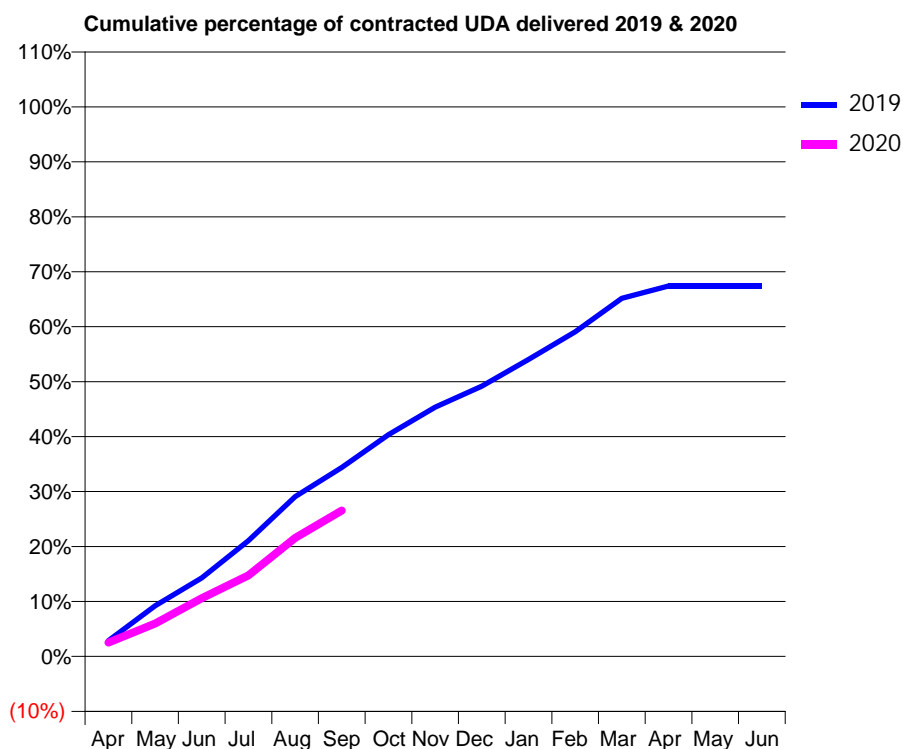
19/20 Contracted general activity (UDA)	15,500
Carry forward general activity (UDA)	0
19/20 Contracted orthodontic activity (UOA)	0
Carry forward orthodontic activity (UOA)	0
Baseline contract value	£424,570.67

ACCESS*

Patients seen in 24 months	Total	Change since previous quarter
Quarter ending September 2018	5,274	
Quarter ending December 2018	5,128	↓
Quarter ending March 2019	5,008	↓
Quarter ending June 2019	4,871	↓
Quarter ending September 2019	4,755	↓
Variance since September 2018	(9.8%)	↓



ACTIVITY



Month	2019	2020
April	447	393
May	1,432	926
June	2,213	1,641
July	3,268	2,287
August	4,506	3,341
September	5,327	4,111
October	6,253	
November	7,033	
December	7,621	
January	8,376	
February	9,159	
March	10,102	
April	10,445	
May	10,447	
June	10,446	

QUALITY

	Quantity	Base Number	Contract	AT	Region	England
% of FP17s for the same patient ID Re-attending within 3 months - Children	49	1,023	4.8%	10.0%	11.3%	11.5%
% of FP17s for the same patient ID Re-attending within 3 months - Adults	181	2,072	8.7%	13.5%	14.7%	15.4%
% of FP17s for the same patient ID Re-attending between 3 & 9 months - Children	638	1,023	62.4%	63.2%	60.8%	59.7%
% of FP17s for the same patient ID Re-attending between 3 & 9 months - Adults	1,280	2,072	61.8%	56.9%	52.8%	51.7%
% of FP17s for Band 1 Urgent Courses	127	2,395	5.3%	6.8%	8.2%	9.2%
% of FP17s Relating to Free Repair or Replacements	7	2,395	0.3%	0.7%	0.7%	0.7%
% of FP17s Relating to Continuations	11	2,395	0.5%	1.0%	0.8%	0.8%
% of Patients satisfied with the dentistry they have received	1	1	N/A	91.9%	93.2%	93.5%
% of Patients satisfied with the time they had to wait for an appointment	1	1	N/A	86.7%	88.5%	87.4%

* This is based on patients treated on this contract for their most recent course of treatment. Figures in italics indicate the base number of FP17s or Patient Questionnaire responses are less than 100. N/A is shown where the base number of responses is less than 10 during the period. % is calculated as Quantity/Base number*100

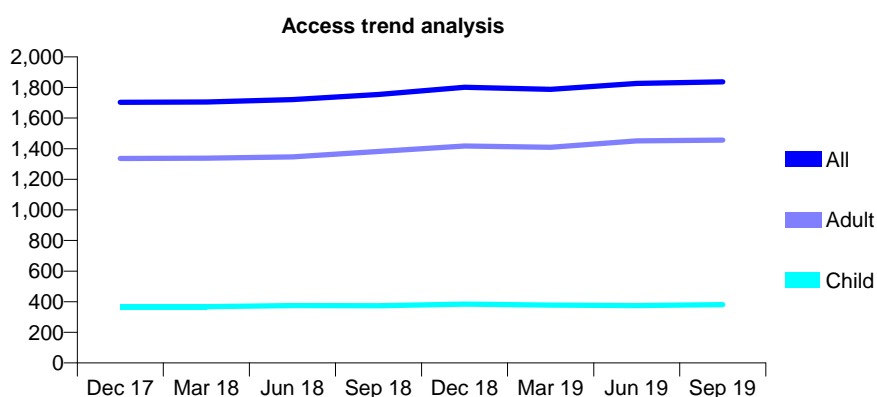
Q55 - Vital Signs At a Glance Contract Report for 861901/0001 - September 2019

Name or company name	MRS A EIMANI
Contract type name	GDS Contract
Purpose of contract	General
Contract start date	01/09/2009
Contract end date	

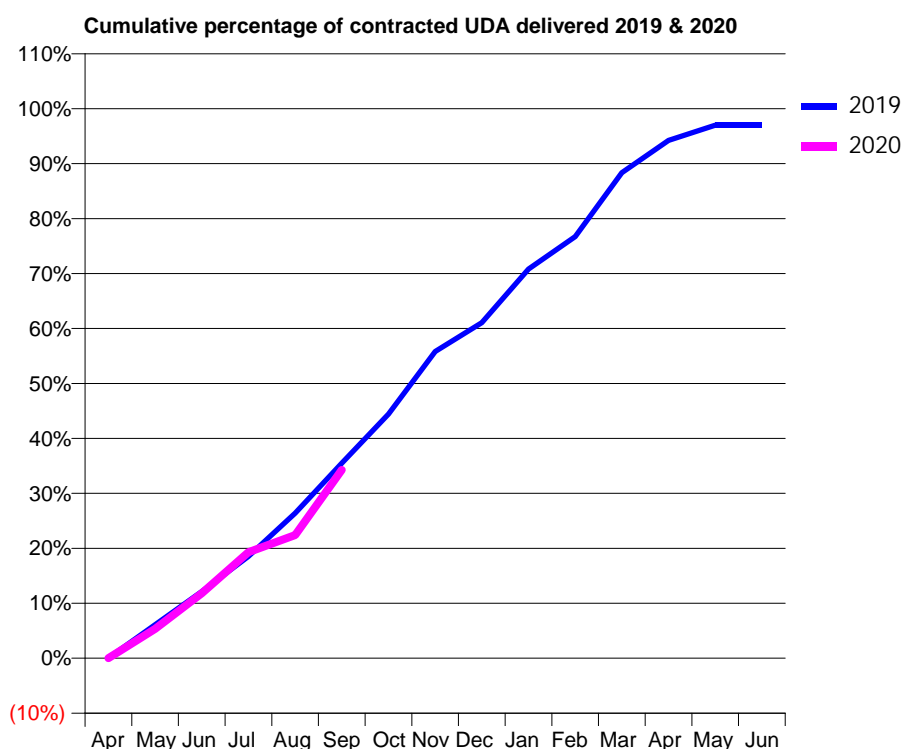
19/20 Contracted general activity (UDA)	9,000
Carry forward general activity (UDA)	0
19/20 Contracted orthodontic activity (UOA)	0
Carry forward orthodontic activity (UOA)	0
Baseline contract value	£220,544.83

ACCESS*

Patients seen in 24 months	Total	Change since previous quarter
Quarter ending September 2018	1,755	
Quarter ending December 2018	1,801	↑
Quarter ending March 2019	1,788	→
Quarter ending June 2019	1,826	↑
Quarter ending September 2019	1,837	→
Variance since September 2018	4.7%	↑



ACTIVITY



Month	2019	2020
April	4	0
May	518	481
June	1,029	1,062
July	1,577	1,738
August	2,246	2,016
September	3,017	3,086
October	3,777	
November	4,745	
December	5,188	
January	6,021	
February	6,521	
March	7,509	
April	8,009	
May	8,243	
June	8,243	

QUALITY

	Quantity	Base Number	Contract	AT	Region	England
% of FP17s for the same patient ID Re-attending within 3 months - Children	14	273	5.1%	10.0%	11.3%	11.5%
% of FP17s for the same patient ID Re-attending within 3 months - Adults	206	1,009	20.4%	13.5%	14.7%	15.4%
% of FP17s for the same patient ID Re-attending between 3 & 9 months - Children	161	273	59.0%	63.2%	60.8%	59.7%
% of FP17s for the same patient ID Re-attending between 3 & 9 months - Adults	482	1,009	47.8%	56.9%	52.8%	51.7%
% of FP17s for Band 1 Urgent Courses	158	1,122	14.1%	6.8%	8.2%	9.2%
% of FP17s Relating to Free Repair or Replacements	6	1,122	0.5%	0.7%	0.7%	0.7%
% of FP17s Relating to Continuations	12	1,122	1.1%	1.0%	0.8%	0.8%
% of Patients satisfied with the dentistry they have received	0	0	N/A	91.9%	93.2%	93.5%
% of Patients satisfied with the time they had to wait for an appointment	0	0	N/A	86.7%	88.5%	87.4%

* This is based on patients treated on this contract for their most recent course of treatment.

Figures in italics indicate the base number of FP17s or Patient Questionnaire responses are less than 100. N/A is shown where the base number of responses is less than 10 during the period. % is calculated as Quantity/Base number*100

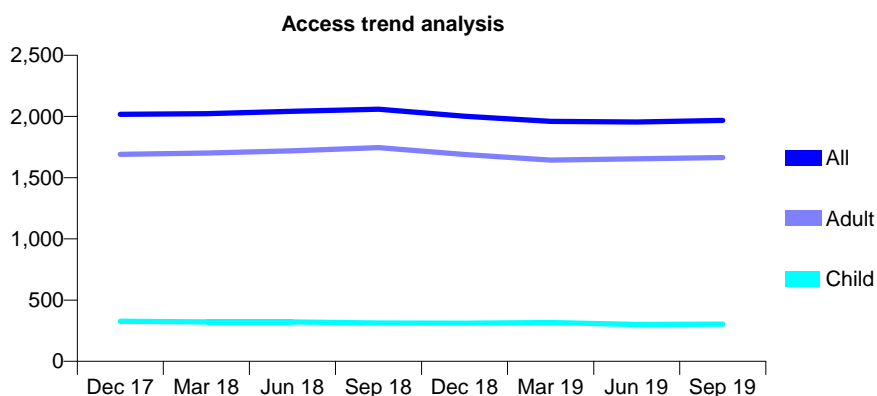
Q55 - Vital Signs At a Glance Contract Report for 907200/0001 - September 2019

Name or company name	MRS CY BIRCH
Contract type name	GDS Contract
Purpose of contract	General
Contract start date	01/04/2006
Contract end date	

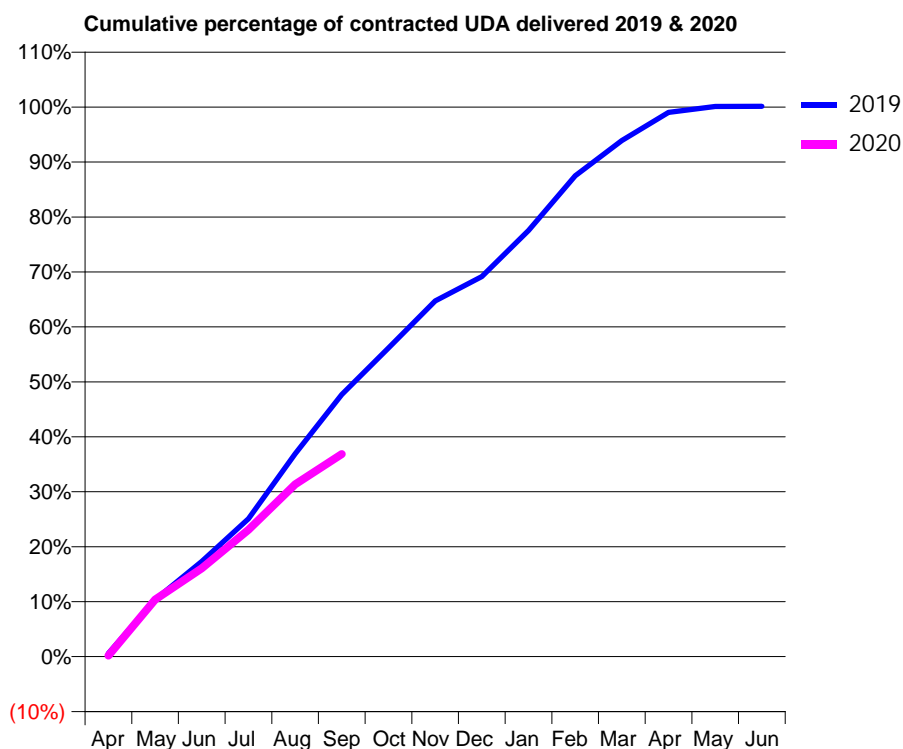
19/20 Contracted general activity (UDA)	4,973
Carry forward general activity (UDA)	0
19/20 Contracted orthodontic activity (UOA)	0
Carry forward orthodontic activity (UOA)	0
Baseline contract value	£125,510.97

ACCESS*

Patients seen in 24 months	Total	Change since previous quarter
Quarter ending September 2018	2,059	
Quarter ending December 2018	2,002	↓
Quarter ending March 2019	1,960	↓
Quarter ending June 2019	1,955	→
Quarter ending September 2019	1,968	→
Variance since September 2018	(4.4%)	↓



ACTIVITY



Month	Adjusted Scheduled Activity (UDA)	
	2019	2020
April	27	9
May	467	517
June	778	798
July	1,127	1,148
August	1,659	1,558
September	2,143	1,833
October	2,523	
November	2,909	
December	3,107	
January	3,484	
February	3,931	
March	4,219	
April	4,449	
May	4,499	
June	4,500	

QUALITY

	Quantity	Base Number	Contract	AT	Region	England
% of FP17s for the same patient ID Re-attending within 3 months - Children	19	160	11.9%	10.0%	11.3%	11.5%
% of FP17s for the same patient ID Re-attending within 3 months - Adults	129	1,056	12.2%	13.5%	14.7%	15.4%
% of FP17s for the same patient ID Re-attending between 3 & 9 months - Children	73	160	45.6%	63.2%	60.8%	59.7%
% of FP17s for the same patient ID Re-attending between 3 & 9 months - Adults	523	1,056	49.5%	56.9%	52.8%	51.7%
% of FP17s for Band 1 Urgent Courses	94	1,033	9.1%	6.8%	8.2%	9.2%
% of FP17s Relating to Free Repair or Replacements	16	1,033	1.5%	0.7%	0.7%	0.7%
% of FP17s Relating to Continuations	2	1,033	0.2%	1.0%	0.8%	0.8%
% of Patients satisfied with the dentistry they have received	0	0	N/A	91.9%	93.2%	93.5%
% of Patients satisfied with the time they had to wait for an appointment	0	0	N/A	86.7%	88.5%	87.4%

* This is based on patients treated on this contract for their most recent course of treatment. Figures in italics indicate the base number of FP17s or Patient Questionnaire responses are less than 100. N/A is shown where the base number of responses is less than 10 during the period. % is calculated as Quantity/Base number*100

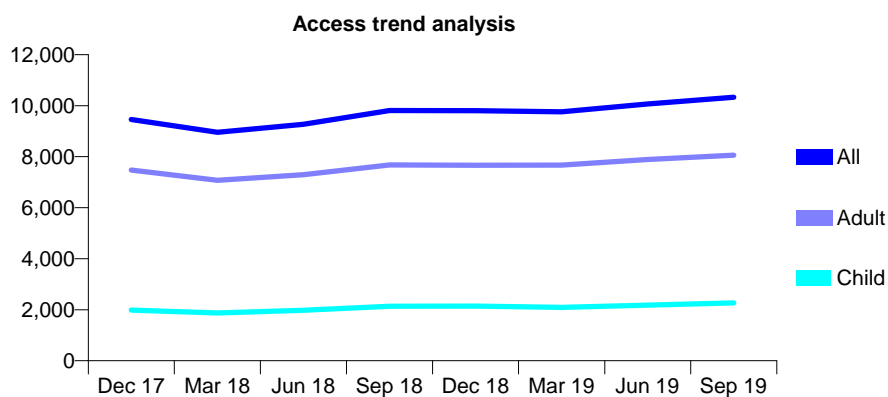
Q55 - Vital Signs At a Glance Contract Report for 911216/0001 - September 2019

Name or company name	MR K MANTLE
Contract type name	GDS Contract
Purpose of contract	General
Contract start date	01/04/2006
Contract end date	

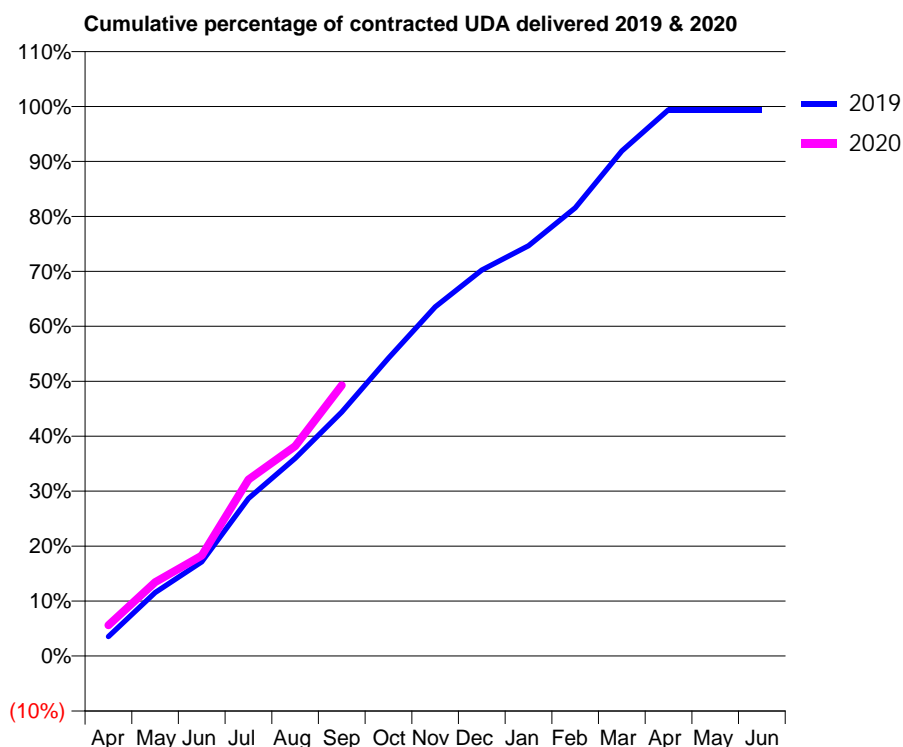
19/20 Contracted general activity (UDA)	26,501
Carry forward general activity (UDA)	0
19/20 Contracted orthodontic activity (UOA)	0
Carry forward orthodontic activity (UOA)	0
Baseline contract value	£689,028.34

ACCESS*

Patients seen in 24 months	Total	Change since previous quarter
Quarter ending September 2018	9,812	
Quarter ending December 2018	9,804	→
Quarter ending March 2019	9,760	→
Quarter ending June 2019	10,070	↑
Quarter ending September 2019	10,327	↑
Variance since September 2018	5.2%	↑



ACTIVITY



Month	Adjusted Scheduled Activity (UDA)	
	2019	2020
April	995	1,491
May	3,234	3,561
June	4,803	4,848
July	8,026	8,509
August	10,074	10,126
September	12,430	13,051
October	15,179	
November	17,787	
December	19,671	
January	20,904	
February	22,836	
March	25,731	
April	27,833	
May	27,834	
June	27,834	

QUALITY

	Quantity	Base Number	Contract	AT	Region	England
% of FP17s for the same patient ID Re-attending within 3 months - Children	100	1,775	5.6%	10.0%	11.3%	11.5%
% of FP17s for the same patient ID Re-attending within 3 months - Adults	580	5,449	10.6%	13.5%	14.7%	15.4%
% of FP17s for the same patient ID Re-attending between 3 & 9 months - Children	1,016	1,775	57.2%	63.2%	60.8%	59.7%
% of FP17s for the same patient ID Re-attending between 3 & 9 months - Adults	2,178	5,449	40.0%	56.9%	52.8%	51.7%
% of FP17s for Band 1 Urgent Courses	324	6,365	5.1%	6.8%	8.2%	9.2%
% of FP17s Relating to Free Repair or Replacements	53	6,365	0.8%	0.7%	0.7%	0.7%
% of FP17s Relating to Continuations	90	6,365	1.4%	1.0%	0.8%	0.8%
% of Patients satisfied with the dentistry they have received	2	3	N/A	91.9%	93.2%	93.5%
% of Patients satisfied with the time they had to wait for an appointment	1	3	N/A	86.7%	88.5%	87.4%

* This is based on patients treated on this contract for their most recent course of treatment. Figures in italics indicate the base number of FP17s or Patient Questionnaire responses are less than 100. N/A is shown where the base number of responses is less than 10 during the period. % is calculated as Quantity/Base number*100

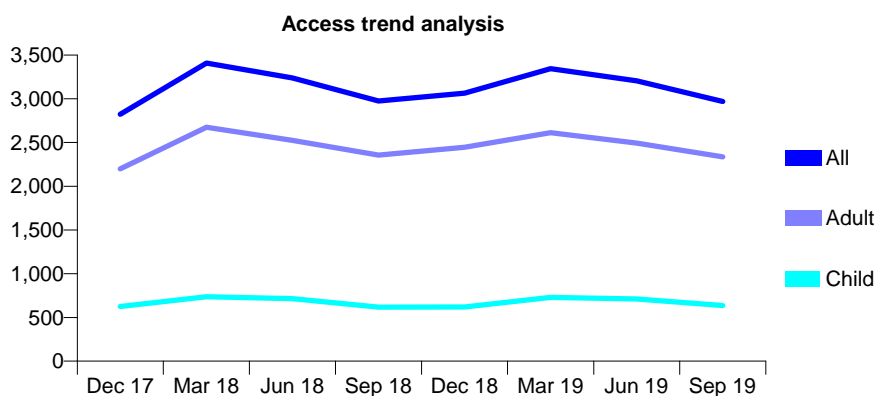
Q55 - Vital Signs At a Glance Contract Report for 911216/0002 - September 2019

Name or company name	MR K MANTLE
Contract type name	GDS Contract
Purpose of contract	General
Contract start date	01/09/2008
Contract end date	

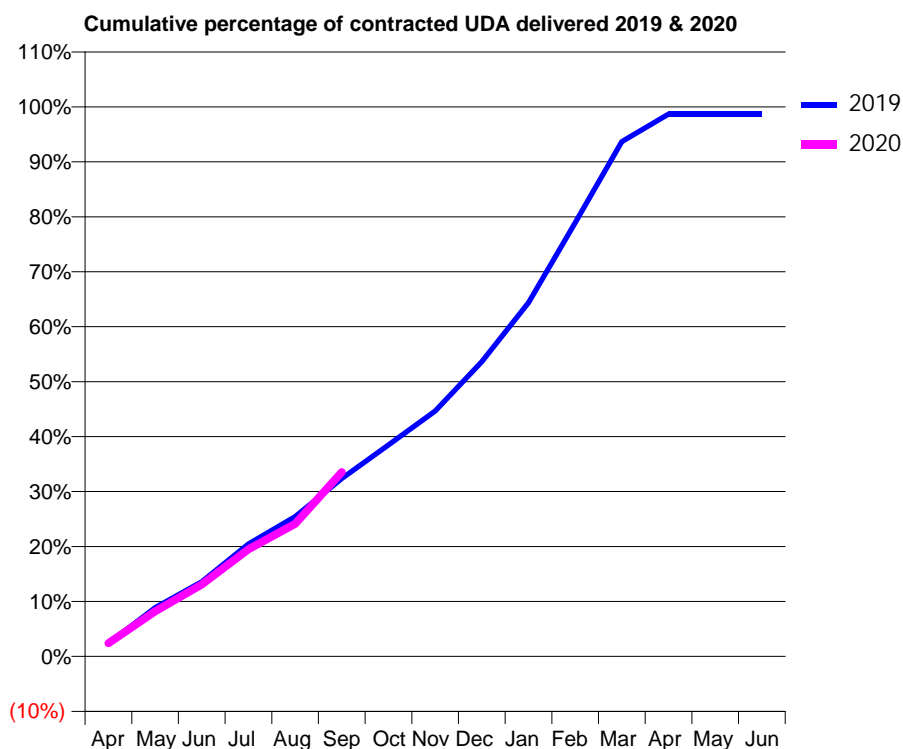
19/20 Contracted general activity (UDA)	10,000
Carry forward general activity (UDA)	0
19/20 Contracted orthodontic activity (UOA)	0
Carry forward orthodontic activity (UOA)	0
Baseline contract value	£389,354.15

ACCESS*

Patients seen in 24 months	Total	Change since previous quarter
Quarter ending September 2018	2,974	
Quarter ending December 2018	3,065	↑
Quarter ending March 2019	3,343	↑
Quarter ending June 2019	3,205	↓
Quarter ending September 2019	2,970	↓
Variance since September 2018	(0.1%)	→



ACTIVITY



Month	2019	2020
April	239	241
May	886	821
June	1,361	1,308
July	2,046	1,951
August	2,545	2,413
September	3,237	3,355
October	3,848	
November	4,467	
December	5,365	
January	6,436	
February	7,893	
March	9,369	
April	9,867	
May	9,867	
June	9,867	

QUALITY

	Quantity	Base Number	Contract	AT	Region	England
% of FP17s for the same patient ID Re-attending within 3 months - Children	54	532	10.2%	10.0%	11.3%	11.5%
% of FP17s for the same patient ID Re-attending within 3 months - Adults	186	1,546	12.0%	13.5%	14.7%	15.4%
% of FP17s for the same patient ID Re-attending between 3 & 9 months - Children	353	532	66.4%	63.2%	60.8%	59.7%
% of FP17s for the same patient ID Re-attending between 3 & 9 months - Adults	1,058	1,546	68.4%	56.9%	52.8%	51.7%
% of FP17s for Band 1 Urgent Courses	70	1,853	3.8%	6.8%	8.2%	9.2%
% of FP17s Relating to Free Repair or Replacements	12	1,853	0.6%	0.7%	0.7%	0.7%
% of FP17s Relating to Continuations	41	1,853	2.2%	1.0%	0.8%	0.8%
% of Patients satisfied with the dentistry they have received	3	3	N/A	91.9%	93.2%	93.5%
% of Patients satisfied with the time they had to wait for an appointment	2	3	N/A	86.7%	88.5%	87.4%

* This is based on patients treated on this contract for their most recent course of treatment. Figures in italics indicate the base number of FP17s or Patient Questionnaire responses are less than 100. N/A is shown where the base number of responses is less than 10 during the period. % is calculated as Quantity/Base number*100

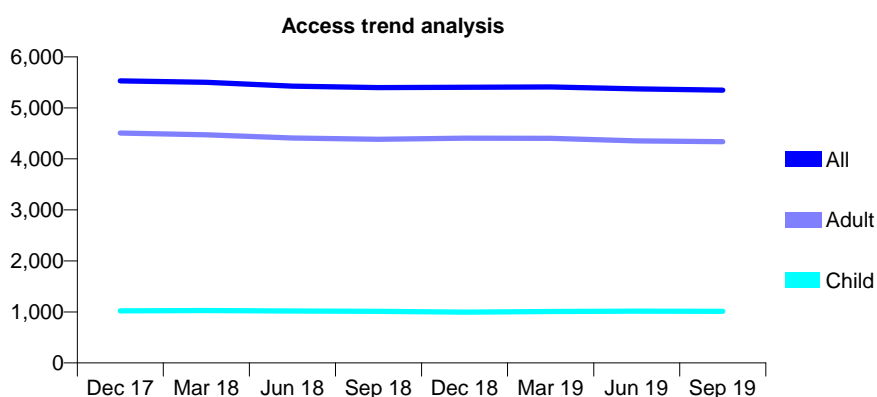
Q55 - Vital Signs At a Glance Contract Report for 914533/0001 - September 2019

Name or company name	MR PA MOORE
Contract type name	GDS Contract
Purpose of contract	General
Contract start date	18/01/2010
Contract end date	

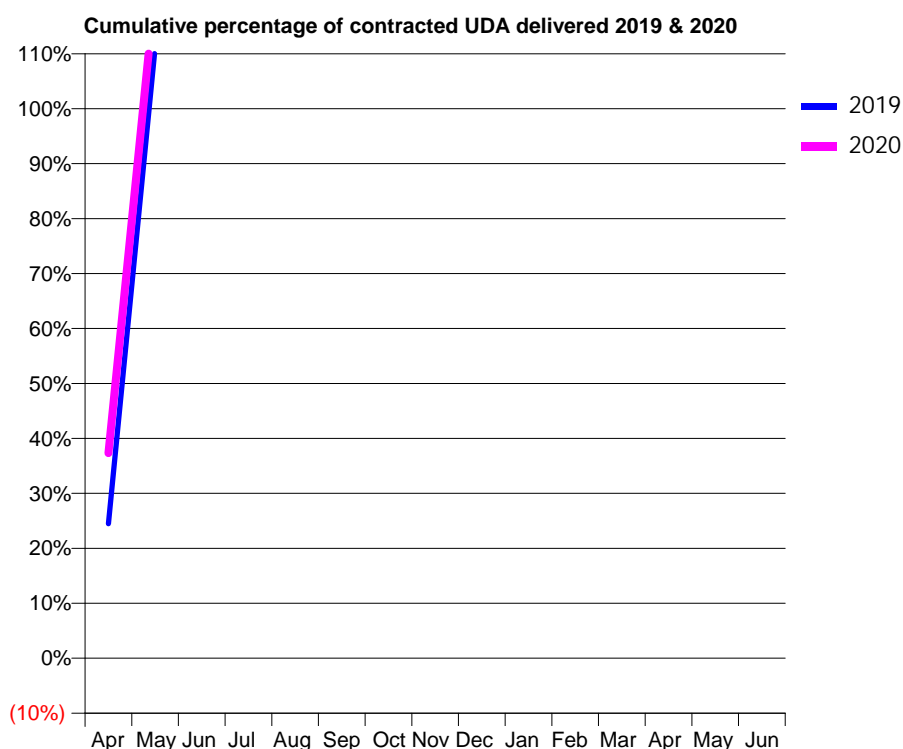
19/20 Contracted general activity (UDA)	1,330
Carry forward general activity (UDA)	0
19/20 Contracted orthodontic activity (UOA)	0
Carry forward orthodontic activity (UOA)	0
Baseline contract value	£513,764.87

ACCESS*

Patients seen in 24 months	Total	Change since previous quarter
Quarter ending September 2018	5,397	
Quarter ending December 2018	5,404	→
Quarter ending March 2019	5,411	→
Quarter ending June 2019	5,370	→
Quarter ending September 2019	5,347	→
Variance since September 2018	(0.9%)	→



ACTIVITY



Month	2019	2020
April	326	496
May	1,475	1,619
June	2,109	2,431
July	3,076	3,746
August	4,442	4,541
September	5,384	5,695
October	6,118	
November	7,367	
December	8,332	
January	9,377	
February	10,460	
March	11,255	
April	11,973	
May	11,973	
June	11,975	

QUALITY

	Quantity	Base Number	Contract	AT	Region	England
% of FP17s for the same patient ID Re-attending within 3 months - Children	48	876	5.5%	10.0%	11.3%	11.5%
% of FP17s for the same patient ID Re-attending within 3 months - Adults	518	4,004	12.9%	13.5%	14.7%	15.4%
% of FP17s for the same patient ID Re-attending between 3 & 9 months - Children	650	876	74.2%	63.2%	60.8%	59.7%
% of FP17s for the same patient ID Re-attending between 3 & 9 months - Adults	2,796	4,004	69.8%	56.9%	52.8%	51.7%
% of FP17s for Band 1 Urgent Courses	3	3,678	0.1%	6.8%	8.2%	9.2%
% of FP17s Relating to Free Repair or Replacements	9	3,678	0.2%	0.7%	0.7%	0.7%
% of FP17s Relating to Continuations	141	3,678	3.8%	1.0%	0.8%	0.8%
% of Patients satisfied with the dentistry they have received	2	3	N/A	91.9%	93.2%	93.5%
% of Patients satisfied with the time they had to wait for an appointment	2	3	N/A	86.7%	88.5%	87.4%

* This is based on patients treated on this contract for their most recent course of treatment.

Figures in italics indicate the base number of FP17s or Patient Questionnaire responses are less than 100. N/A is shown where the base number of responses is less than 10 during the period. % is calculated as Quantity/Base number*100

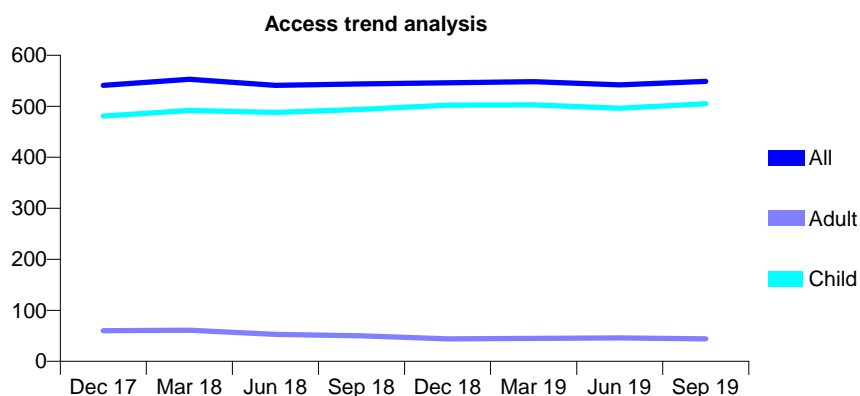
Q55 - Vital Signs At a Glance Contract Report for 919462/0001 - September 2019

Name or company name	MR SJ THACKERAY
Contract type name	GDS Contract
Purpose of contract	General
Contract start date	01/04/2006
Contract end date	

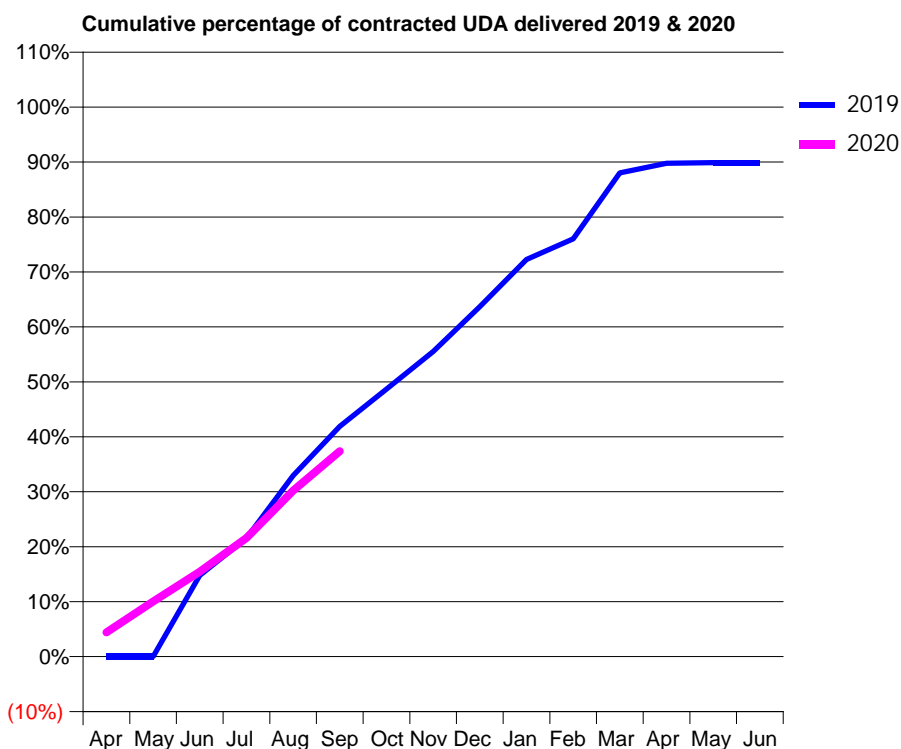
19/20 Contracted general activity (UDA)	1,200
Carry forward general activity (UDA)	0
19/20 Contracted orthodontic activity (UOA)	0
Carry forward orthodontic activity (UOA)	0
Baseline contract value	£38,976.90

ACCESS*

Patients seen in 24 months	Total	Change since previous quarter
Quarter ending September 2018	544	
Quarter ending December 2018	546	→
Quarter ending March 2019	548	→
Quarter ending June 2019	542	↓
Quarter ending September 2019	549	→
Variance since September 2018	0.9%	→



ACTIVITY



Month	Adjusted Scheduled Activity (UDA)	
	2019	2020
April	0	53
May	0	120
June	177	185
July	259	259
August	396	363
September	503	449
October	584	
November	666	
December	764	
January	867	
February	912	
March	1,056	
April	1,077	
May	1,078	
June	1,078	

QUALITY

	Quantity	Base Number	Contract	AT	Region	England
% of FP17s for the same patient ID Re-attending within 3 months - Children	16	388	4.1%	10.0%	11.3%	11.5%
% of FP17s for the same patient ID Re-attending within 3 months - Adults	0	0	N/A	13.5%	14.7%	15.4%
% of FP17s for the same patient ID Re-attending between 3 & 9 months - Children	302	388	77.8%	63.2%	60.8%	59.7%
% of FP17s for the same patient ID Re-attending between 3 & 9 months - Adults	0	0	N/A	56.9%	52.8%	51.7%
% of FP17s for Band 1 Urgent Courses	3	370	0.8%	6.8%	8.2%	9.2%
% of FP17s Relating to Free Repair or Replacements	0	370	0.0%	0.7%	0.7%	0.7%
% of FP17s Relating to Continuations	5	370	1.4%	1.0%	0.8%	0.8%
% of Patients satisfied with the dentistry they have received	1	1	N/A	91.9%	93.2%	93.5%
% of Patients satisfied with the time they had to wait for an appointment	1	1	N/A	86.7%	88.5%	87.4%

* This is based on patients treated on this contract for their most recent course of treatment. Figures in italics indicate the base number of FP17s or Patient Questionnaire responses are less than 100. N/A is shown where the base number of responses is less than 10 during the period. % is calculated as Quantity/Base number*100

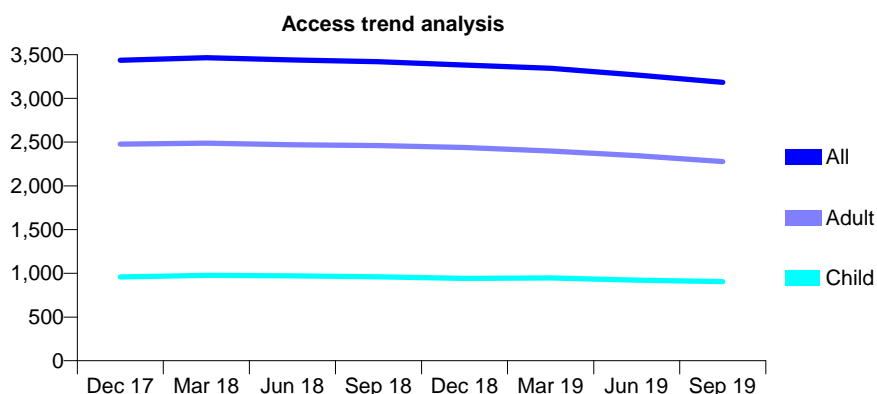
Q55 - Vital Signs At a Glance Contract Report for 927848/0001 - September 2019

Name or company name	Cavendish Dental Care Partnership
Contract type name	GDS Contract
Purpose of contract	General
Contract start date	01/04/2006
Contract end date	

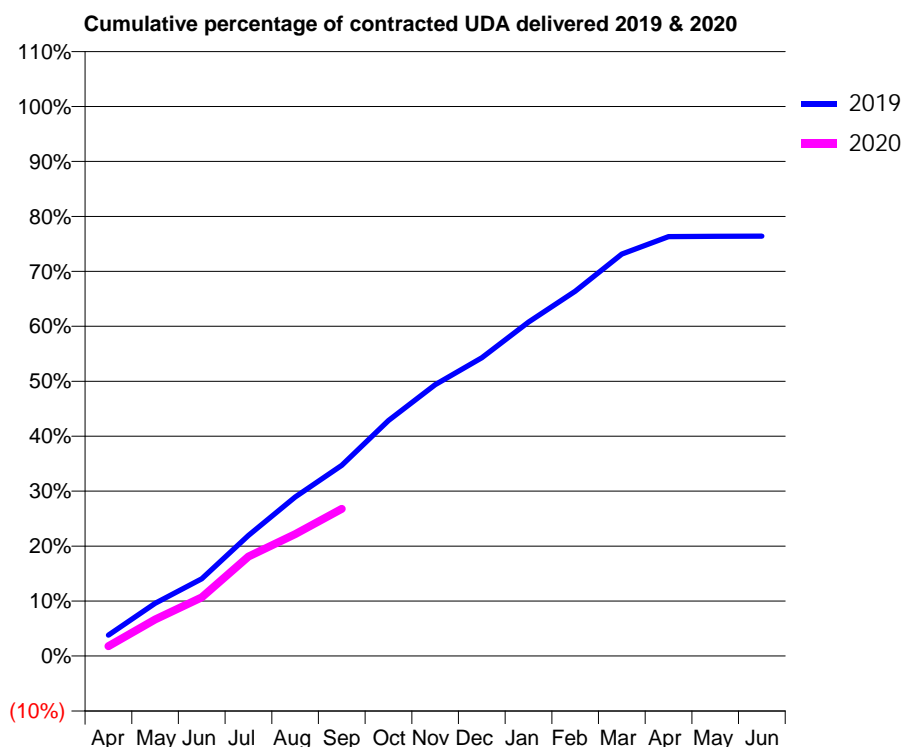
19/20 Contracted general activity (UDA)	9,281
Carry forward general activity (UDA)	0
19/20 Contracted orthodontic activity (UOA)	0
Carry forward orthodontic activity (UOA)	0
Baseline contract value	£222,688.13

ACCESS*

Patients seen in 24 months	Total	Change since previous quarter
Quarter ending September 2018	3,420	
Quarter ending December 2018	3,382	↓
Quarter ending March 2019	3,345	↓
Quarter ending June 2019	3,267	↓
Quarter ending September 2019	3,183	↓
Variance since September 2018	(6.9%)	↓



ACTIVITY



Month	Adjusted Scheduled Activity (UDA)	
	2019	2020
April	353	166
May	891	618
June	1,305	990
July	2,037	1,681
August	2,685	2,057
September	3,221	2,486
October	3,978	
November	4,582	
December	5,037	
January	5,640	
February	6,162	
March	6,790	
April	7,082	
May	7,089	
June	7,092	

QUALITY

	Quantity	Base Number	Contract	AT	Region	England
% of FP17s for the same patient ID Re-attending within 3 months - Children	38	611	6.2%	10.0%	11.3%	11.5%
% of FP17s for the same patient ID Re-attending within 3 months - Adults	162	1,356	11.9%	13.5%	14.7%	15.4%
% of FP17s for the same patient ID Re-attending between 3 & 9 months - Children	355	611	58.1%	63.2%	60.8%	59.7%
% of FP17s for the same patient ID Re-attending between 3 & 9 months - Adults	769	1,356	56.7%	56.9%	52.8%	51.7%
% of FP17s for Band 1 Urgent Courses	72	1,440	5.0%	6.8%	8.2%	9.2%
% of FP17s Relating to Free Repair or Replacements	1	1,440	0.1%	0.7%	0.7%	0.7%
% of FP17s Relating to Continuations	21	1,440	1.5%	1.0%	0.8%	0.8%
% of Patients satisfied with the dentistry they have received	3	3	N/A	91.9%	93.2%	93.5%
% of Patients satisfied with the time they had to wait for an appointment	2	3	N/A	86.7%	88.5%	87.4%

* This is based on patients treated on this contract for their most recent course of treatment. Figures in italics indicate the base number of FP17s or Patient Questionnaire responses are less than 100. N/A is shown where the base number of responses is less than 10 during the period. % is calculated as Quantity/Base number*100

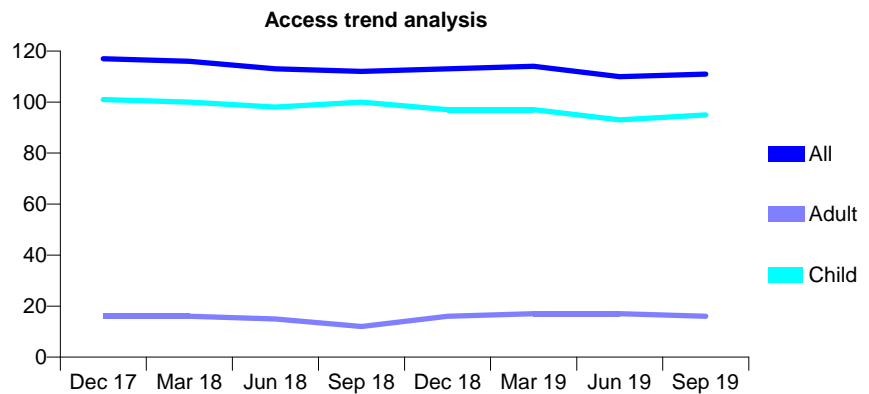
Q55 - Vital Signs At a Glance Contract Report for 927864/0001 - September 2019

Name or company name	MISS T RAJAH
Contract type name	GDS Contract
Purpose of contract	General
Contract start date	01/06/2010
Contract end date	

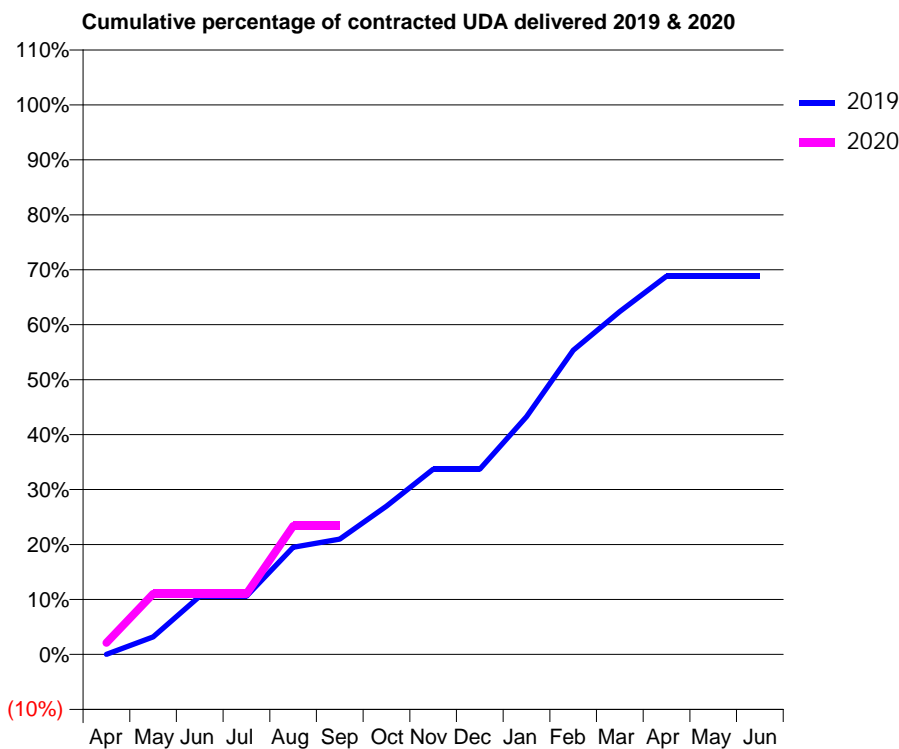
19/20 Contracted general activity (UDA)	283
Carry forward general activity (UDA)	0
19/20 Contracted orthodontic activity (UOA)	0
Carry forward orthodontic activity (UOA)	0
Baseline contract value	£8,892.46

ACCESS*

Patients seen in 24 months	Total	Change since previous quarter
Quarter ending September 2018	112	
Quarter ending December 2018	113	→
Quarter ending March 2019	114	→
Quarter ending June 2019	110	↓
Quarter ending September 2019	111	→
Variance since September 2018	(0.9%)	→



ACTIVITY



Month	Adjusted Scheduled Activity (UDA)	
	2019	2020
April	0	6
May	9	31
June	30	31
July	30	31
August	55	66
September	59	66
October	76	
November	95	
December	95	
January	122	
February	157	
March	177	
April	195	
May	195	
June	195	

QUALITY

	Quantity	Base Number	Contract	AT	Region	England
% of FP17s for the same patient ID Re-attending within 3 months - Children	8	68	11.8%	10.0%	11.3%	11.5%
% of FP17s for the same patient ID Re-attending within 3 months - Adults	0	7	0.0%	13.5%	14.7%	15.4%
% of FP17s for the same patient ID Re-attending between 3 & 9 months - Children	42	68	61.8%	63.2%	60.8%	59.7%
% of FP17s for the same patient ID Re-attending between 3 & 9 months - Adults	7	7	100.0%	56.9%	52.8%	51.7%
% of FP17s for Band 1 Urgent Courses	1	63	1.6%	6.8%	8.2%	9.2%
% of FP17s Relating to Free Repair or Replacements	0	63	0.0%	0.7%	0.7%	0.7%
% of FP17s Relating to Continuations	0	63	0.0%	1.0%	0.8%	0.8%
% of Patients satisfied with the dentistry they have received	0	0	N/A	91.9%	93.2%	93.5%
% of Patients satisfied with the time they had to wait for an appointment	0	0	N/A	86.7%	88.5%	87.4%

* This is based on patients treated on this contract for their most recent course of treatment. Figures in italics indicate the base number of FP17s or Patient Questionnaire responses are less than 100. N/A is shown where the base number of responses is less than 10 during the period. % is calculated as Quantity/Base number*100

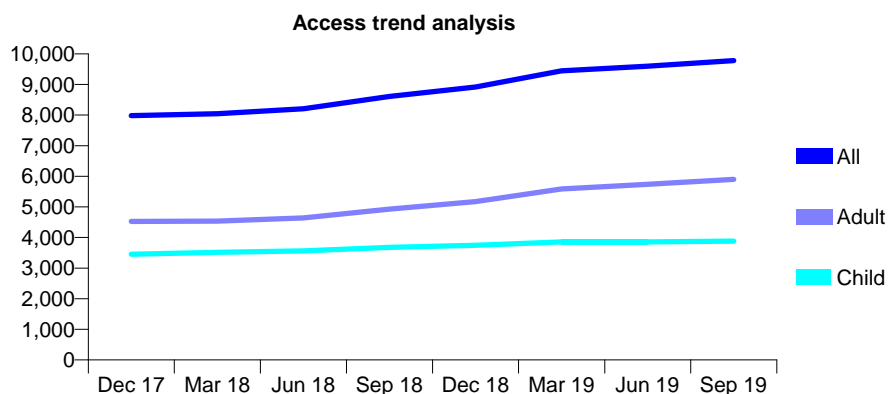
Q55 - Vital Signs At a Glance Contract Report for 931136/0001 - September 2019

Name or company name	MR TJ MALHI
Contract type name	GDS Contract
Purpose of contract	General and Orthodontic
Contract start date	01/04/2006
Contract end date	

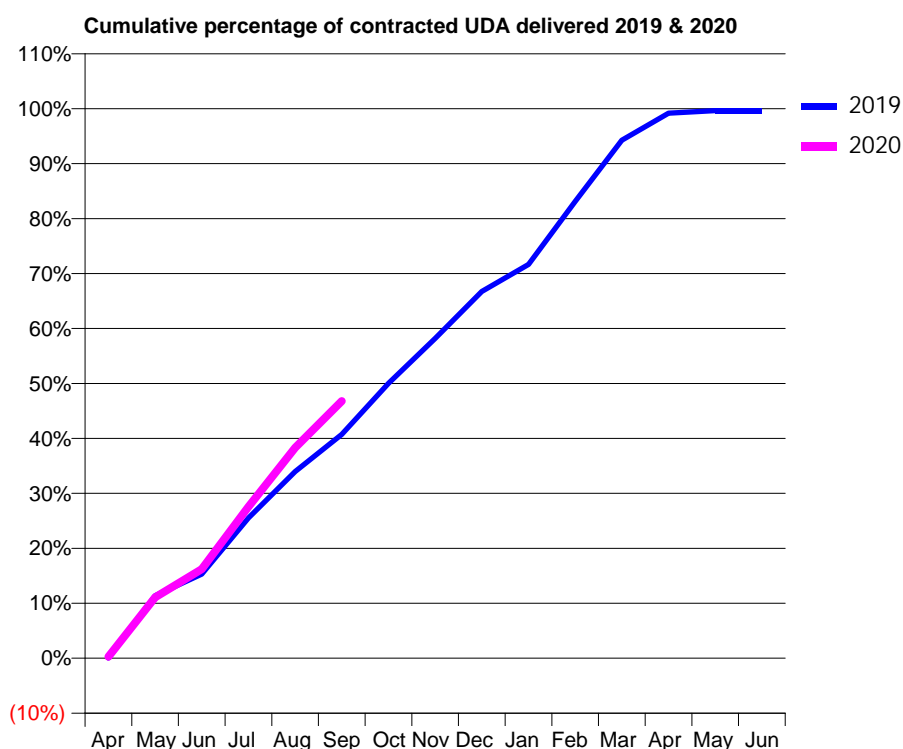
19/20 Contracted general activity (UDA)	32,114
Carry forward general activity (UDA)	0
19/20 Contracted orthodontic activity (UOA)	101
Carry forward orthodontic activity (UOA)	0
Baseline contract value	£811,903.69

ACCESS*

Patients seen in 24 months	Total	Change since previous quarter
Quarter ending September 2018	8,609	
Quarter ending December 2018	8,918	↑
Quarter ending March 2019	9,444	↑
Quarter ending June 2019	9,595	→
Quarter ending September 2019	9,782	→
Variance since September 2018	13.6%	↑



ACTIVITY



Month	2019	2020
April	16	86
May	3,980	3,554
June	5,359	5,213
July	8,942	8,854
August	11,909	12,301
September	14,270	15,031
October	17,526	
November	20,389	
December	23,373	
January	25,097	
February	29,123	
March	33,025	
April	34,737	
May	34,907	
June	34,902	

QUALITY

	Quantity	Base Number	Contract	AT	Region	England
% of FP17s for the same patient ID Re-attending within 3 months - Children	285	3,419	8.3%	10.0%	11.3%	11.5%
% of FP17s for the same patient ID Re-attending within 3 months - Adults	767	4,402	17.4%	13.5%	14.7%	15.4%
% of FP17s for the same patient ID Re-attending between 3 & 9 months - Children	2,423	3,419	70.9%	63.2%	60.8%	59.7%
% of FP17s for the same patient ID Re-attending between 3 & 9 months - Adults	2,403	4,402	54.6%	56.9%	52.8%	51.7%
% of FP17s for Band 1 Urgent Courses	762	6,880	11.1%	6.8%	8.2%	9.2%
% of FP17s Relating to Free Repair or Replacements	18	6,880	0.3%	0.7%	0.7%	0.7%
% of FP17s Relating to Continuations	13	6,880	0.2%	1.0%	0.8%	0.8%
% of Patients satisfied with the dentistry they have received	4	4	N/A	91.9%	93.2%	93.5%
% of Patients satisfied with the time they had to wait for an appointment	4	4	N/A	86.7%	88.5%	87.4%

* This is based on patients treated on this contract for their most recent course of treatment. Figures in italics indicate the base number of FP17s or Patient Questionnaire responses are less than 100. N/A is shown where the base number of responses is less than 10 during the period. % is calculated as Quantity/Base number*100

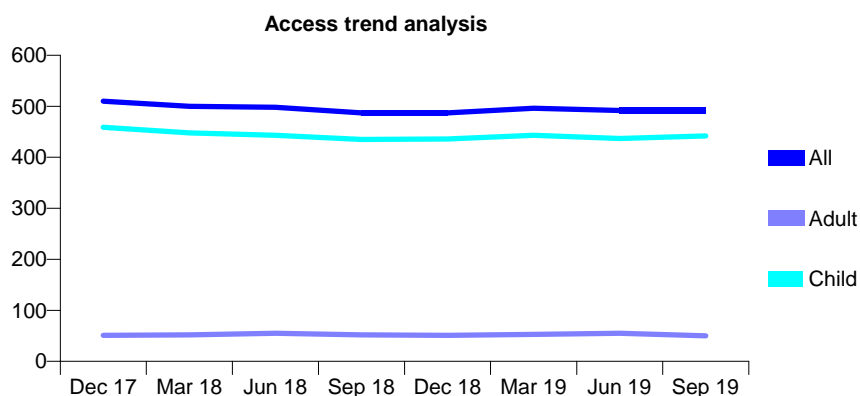
Q55 - Vital Signs At a Glance Contract Report for 939560/0001 - September 2019

Name or company name	MR DJ ALLEN
Contract type name	GDS Contract
Purpose of contract	General
Contract start date	01/11/2015
Contract end date	

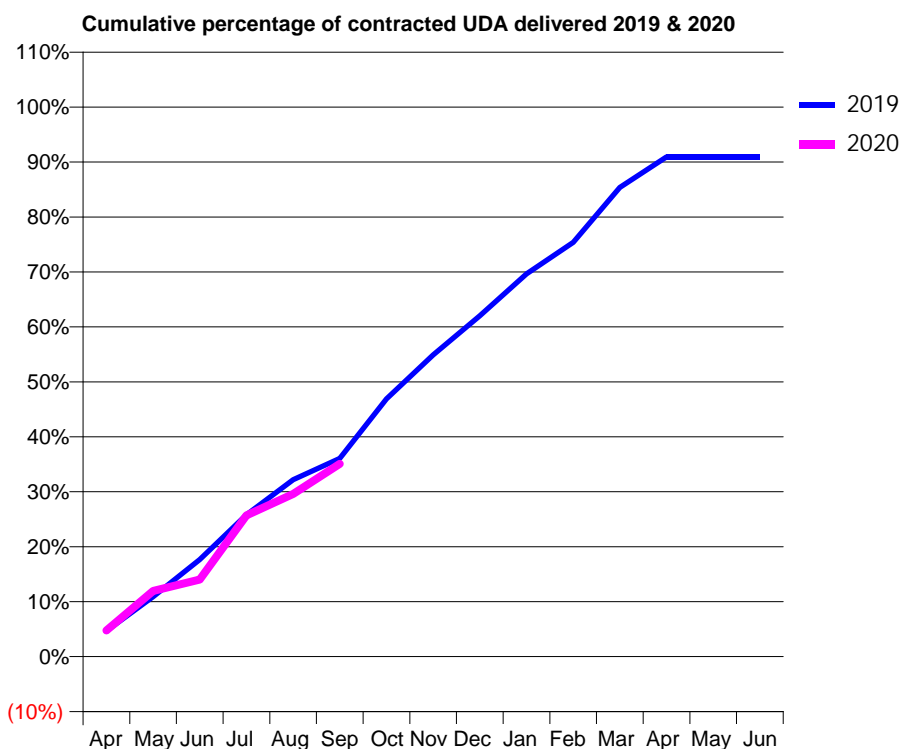
19/20 Contracted general activity (UDA)	1,112
Carry forward general activity (UDA)	0
19/20 Contracted orthodontic activity (UOA)	0
Carry forward orthodontic activity (UOA)	0
Baseline contract value	£27,849.33

ACCESS*

Patients seen in 24 months	Total	Change since previous quarter
Quarter ending September 2018	487	
Quarter ending December 2018	487	→
Quarter ending March 2019	496	→
Quarter ending June 2019	492	→
Quarter ending September 2019	492	→
Variance since September 2018	1.0%	→



ACTIVITY



Month	Adjusted Scheduled Activity (UDA)	
	2019	2020
April	52	53
May	121	133
June	196	156
July	287	286
August	358	329
September	401	390
October	521	
November	610	
December	690	
January	775	
February	838	
March	949	
April	1,011	
May	1,011	
June	1,011	

QUALITY

	Quantity	Base Number	Contract	AT	Region	England
% of FP17s for the same patient ID Re-attending within 3 months - Children	12	340	3.5%	10.0%	11.3%	11.5%
% of FP17s for the same patient ID Re-attending within 3 months - Adults	0	0	N/A	13.5%	14.7%	15.4%
% of FP17s for the same patient ID Re-attending between 3 & 9 months - Children	250	340	73.5%	63.2%	60.8%	59.7%
% of FP17s for the same patient ID Re-attending between 3 & 9 months - Adults	0	0	N/A	56.9%	52.8%	51.7%
% of FP17s for Band 1 Urgent Courses	0	308	0.0%	6.8%	8.2%	9.2%
% of FP17s Relating to Free Repair or Replacements	0	308	0.0%	0.7%	0.7%	0.7%
% of FP17s Relating to Continuations	1	308	0.3%	1.0%	0.8%	0.8%
% of Patients satisfied with the dentistry they have received	1	1	N/A	91.9%	93.2%	93.5%
% of Patients satisfied with the time they had to wait for an appointment	1	1	N/A	86.7%	88.5%	87.4%

* This is based on patients treated on this contract for their most recent course of treatment. Figures in italics indicate the base number of FP17s or Patient Questionnaire responses are less than 100. N/A is shown where the base number of responses is less than 10 during the period. % is calculated as Quantity/Base number*100

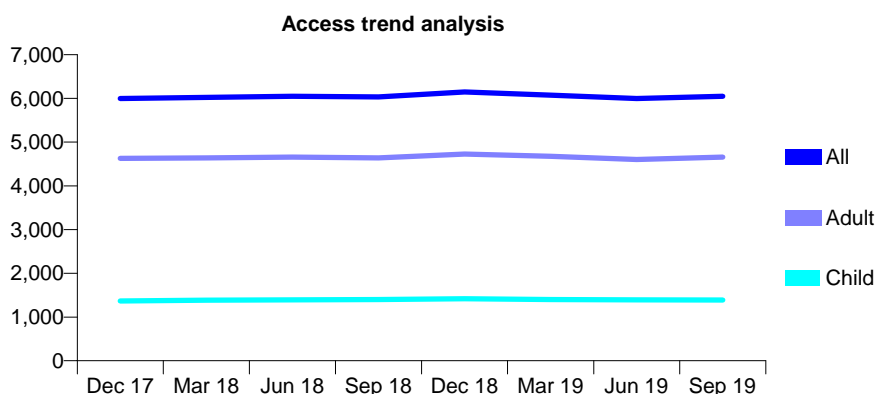
Q55 - Vital Signs At a Glance Contract Report for 939692/0001 - September 2019

Name or company name	MISS N FARZANFAR
Contract type name	GDS Contract
Purpose of contract	General
Contract start date	01/04/2006
Contract end date	

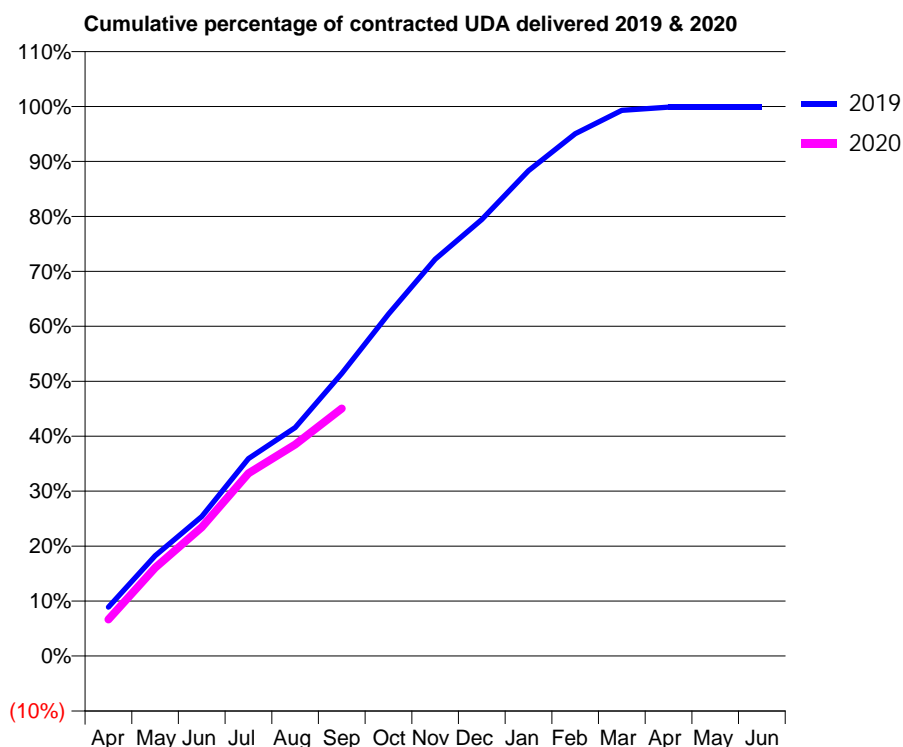
19/20 Contracted general activity (UDA)	20,000
Carry forward general activity (UDA)	0
19/20 Contracted orthodontic activity (UOA)	0
Carry forward orthodontic activity (UOA)	0
Baseline contract value	£546,651.03

ACCESS*

Patients seen in 24 months	Total	Change since previous quarter
Quarter ending September 2018	6,036	
Quarter ending December 2018	6,147	→
Quarter ending March 2019	6,075	↓
Quarter ending June 2019	5,997	↓
Quarter ending September 2019	6,049	→
Variance since September 2018	0.2%	→



ACTIVITY



Month	Adjusted Scheduled Activity (UDA)	
	2019	2020
April	1,781	1,334
May	3,651	3,214
June	5,080	4,687
July	7,186	6,646
August	8,316	7,693
September	10,281	9,005
October	12,444	
November	14,439	
December	15,885	
January	17,666	
February	19,006	
March	19,857	
April	19,975	
May	19,975	
June	19,975	

QUALITY

	Quantity	Base Number	Contract	AT	Region	England
% of FP17s for the same patient ID Re-attending within 3 months - Children	106	1,210	8.8%	10.0%	11.3%	11.5%
% of FP17s for the same patient ID Re-attending within 3 months - Adults	472	3,368	14.0%	13.5%	14.7%	15.4%
% of FP17s for the same patient ID Re-attending between 3 & 9 months - Children	826	1,210	68.3%	63.2%	60.8%	59.7%
% of FP17s for the same patient ID Re-attending between 3 & 9 months - Adults	1,836	3,368	54.5%	56.9%	52.8%	51.7%
% of FP17s for Band 1 Urgent Courses	369	4,513	8.2%	6.8%	8.2%	9.2%
% of FP17s Relating to Free Repair or Replacements	28	4,513	0.6%	0.7%	0.7%	0.7%
% of FP17s Relating to Continuations	51	4,513	1.1%	1.0%	0.8%	0.8%
% of Patients satisfied with the dentistry they have received	2	2	N/A	91.9%	93.2%	93.5%
% of Patients satisfied with the time they had to wait for an appointment	2	2	N/A	86.7%	88.5%	87.4%

* This is based on patients treated on this contract for their most recent course of treatment. Figures in italics indicate the base number of FP17s or Patient Questionnaire responses are less than 100. N/A is shown where the base number of responses is less than 10 during the period. % is calculated as Quantity/Base number*100

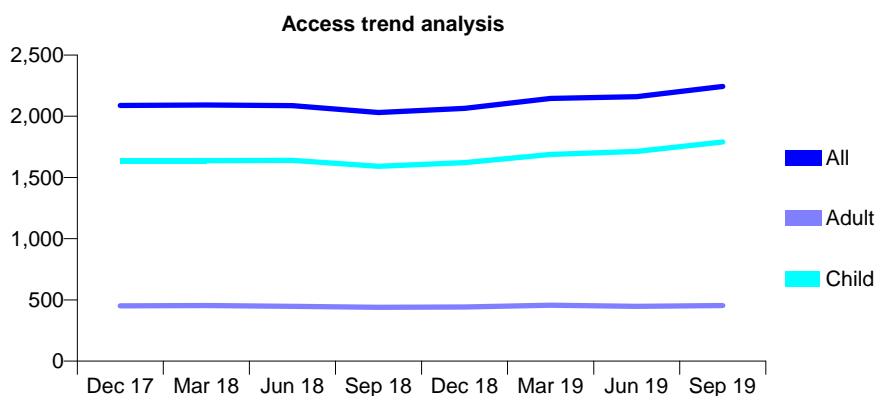
Q55 - Vital Signs At a Glance Contract Report for 942391/0001 - September 2019

Name or company name	MR A MAHMOOD
Contract type name	GDS Contract
Purpose of contract	General
Contract start date	20/08/2014
Contract end date	

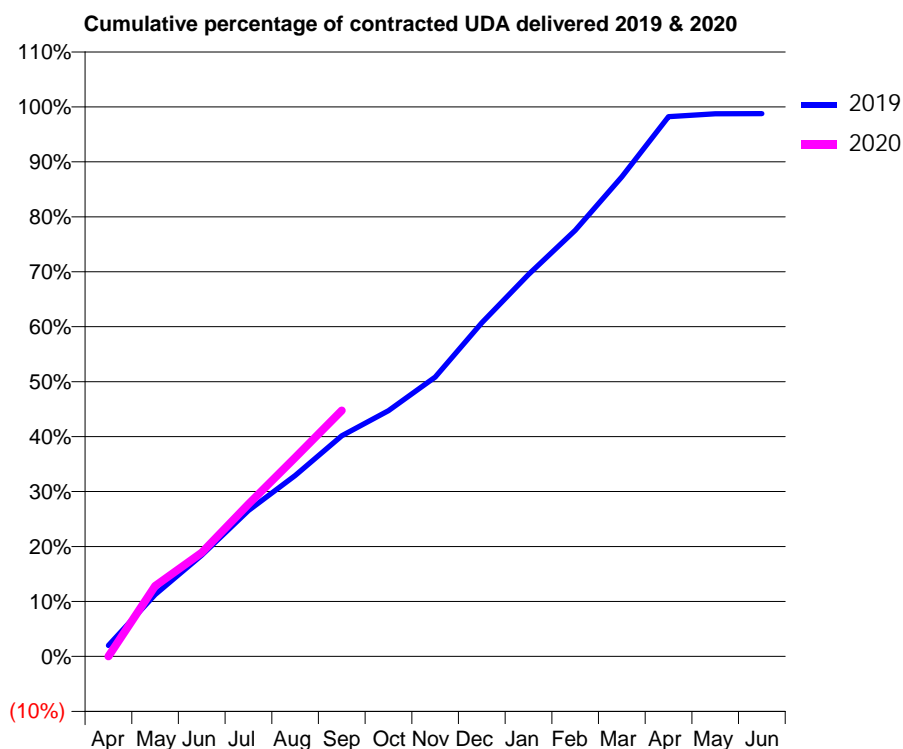
19/20 Contracted general activity (UDA)	5,071
Carry forward general activity (UDA)	0
19/20 Contracted orthodontic activity (UOA)	0
Carry forward orthodontic activity (UOA)	0
Baseline contract value	£120,871.31

ACCESS*

Patients seen in 24 months	Total	Change since previous quarter
Quarter ending September 2018	2,031	
Quarter ending December 2018	2,065	→
Quarter ending March 2019	2,145	↑
Quarter ending June 2019	2,160	→
Quarter ending September 2019	2,244	↑
Variance since September 2018	10.5%	↑



ACTIVITY



Month	2019	2020
April	101	0
May	571	651
June	934	958
July	1,347	1,404
August	1,669	1,836
September	2,037	2,268
October	2,268	
November	2,578	
December	3,078	
January	3,524	
February	3,932	
March	4,426	
April	4,980	
May	5,006	
June	5,009	

QUALITY

	Quantity	Base Number	Contract	AT	Region	England
% of FP17s for the same patient ID Re-attending within 3 months - Children	108	1,395	7.7%	10.0%	11.3%	11.5%
% of FP17s for the same patient ID Re-attending within 3 months - Adults	18	207	8.7%	13.5%	14.7%	15.4%
% of FP17s for the same patient ID Re-attending between 3 & 9 months - Children	771	1,395	55.3%	63.2%	60.8%	59.7%
% of FP17s for the same patient ID Re-attending between 3 & 9 months - Adults	96	207	46.4%	56.9%	52.8%	51.7%
% of FP17s for Band 1 Urgent Courses	70	1,358	5.2%	6.8%	8.2%	9.2%
% of FP17s Relating to Free Repair or Replacements	2	1,358	0.1%	0.7%	0.7%	0.7%
% of FP17s Relating to Continuations	0	1,358	0.0%	1.0%	0.8%	0.8%
% of Patients satisfied with the dentistry they have received	0	0	N/A	91.9%	93.2%	93.5%
% of Patients satisfied with the time they had to wait for an appointment	0	0	N/A	86.7%	88.5%	87.4%

* This is based on patients treated on this contract for their most recent course of treatment. Figures in italics indicate the base number of FP17s or Patient Questionnaire responses are less than 100. N/A is shown where the base number of responses is less than 10 during the period. % is calculated as Quantity/Base number*100

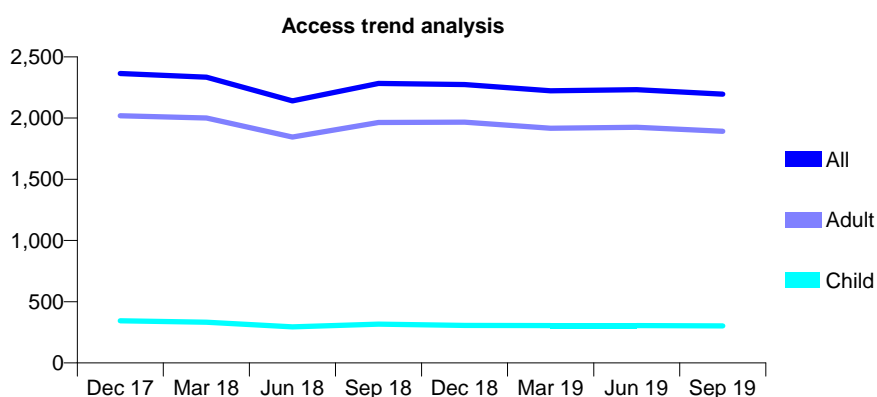
Q55 - Vital Signs At a Glance Contract Report for 944785/0003 - September 2019

Name or company name	Felipe Arias Canadas
Contract type name	GDS Contract
Purpose of contract	General
Contract start date	01/09/2015
Contract end date	

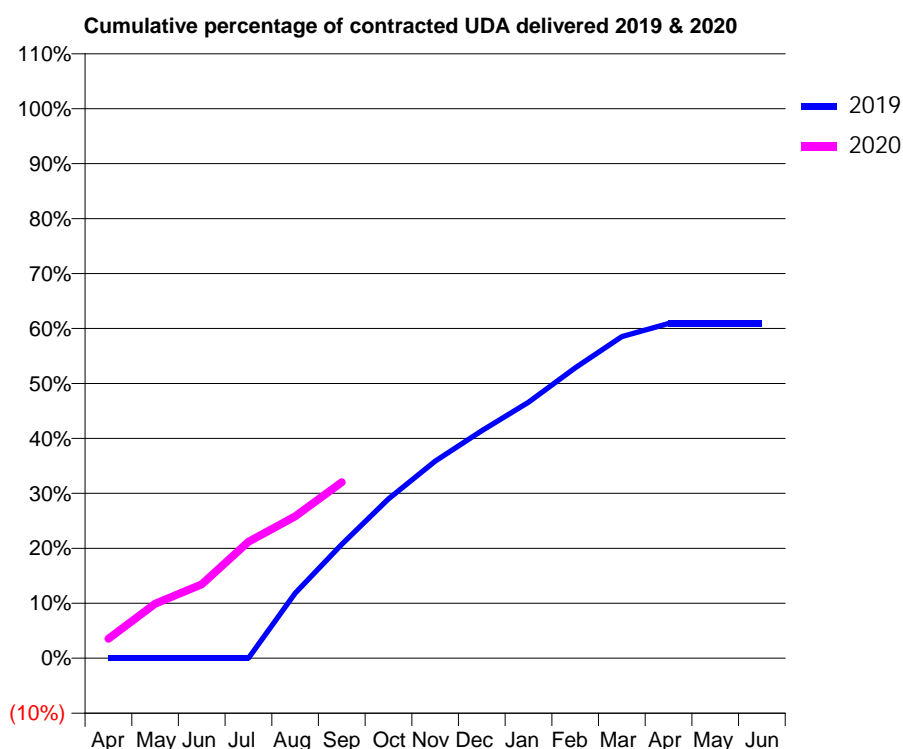
19/20 Contracted general activity (UDA)	7,739
Carry forward general activity (UDA)	0
19/20 Contracted orthodontic activity (UOA)	0
Carry forward orthodontic activity (UOA)	0
Baseline contract value	£192,903.02

ACCESS*

Patients seen in 24 months	Total	Change since previous quarter
Quarter ending September 2018	2,283	
Quarter ending December 2018	2,274	→
Quarter ending March 2019	2,223	↓
Quarter ending June 2019	2,231	→
Quarter ending September 2019	2,195	↓
Variance since September 2018	(3.9%)	↓



ACTIVITY



Month	2019	2020
April	0	273
May	0	767
June	0	1,039
July	0	1,640
August	916	1,997
September	1,604	2,478
October	2,244	
November	2,777	
December	3,204	
January	3,604	
February	4,089	
March	4,529	
April	4,713	
May	4,713	
June	4,713	

QUALITY

	Quantity	Base Number	Contract	AT	Region	England
% of FP17s for the same patient ID Re-attending within 3 months - Children	52	374	13.9%	10.0%	11.3%	11.5%
% of FP17s for the same patient ID Re-attending within 3 months - Adults	109	1,322	8.2%	13.5%	14.7%	15.4%
% of FP17s for the same patient ID Re-attending between 3 & 9 months - Children	260	374	69.5%	63.2%	60.8%	59.7%
% of FP17s for the same patient ID Re-attending between 3 & 9 months - Adults	860	1,322	65.1%	56.9%	52.8%	51.7%
% of FP17s for Band 1 Urgent Courses	54	1,581	3.4%	6.8%	8.2%	9.2%
% of FP17s Relating to Free Repair or Replacements	0	1,581	0.0%	0.7%	0.7%	0.7%
% of FP17s Relating to Continuations	39	1,581	2.5%	1.0%	0.8%	0.8%
% of Patients satisfied with the dentistry they have received	3	3	N/A	91.9%	93.2%	93.5%
% of Patients satisfied with the time they had to wait for an appointment	3	3	N/A	86.7%	88.5%	87.4%

* This is based on patients treated on this contract for their most recent course of treatment.

Figures in italics indicate the base number of FP17s or Patient Questionnaire responses are less than 100. N/A is shown where the base number of responses is less than 10 during the period. % is calculated as Quantity/Base number*100

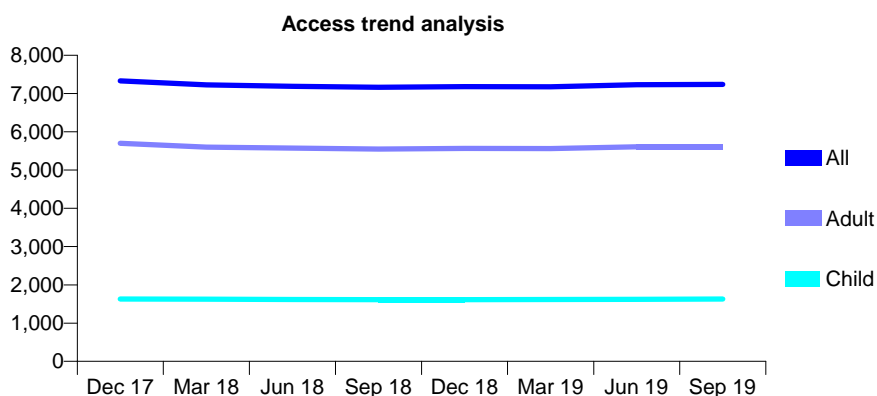
Q55 - Vital Signs At a Glance Contract Report for 946222/0001 - September 2019

Name or company name	Tamworth Dental Surgery
Contract type name	GDS Contract
Purpose of contract	General
Contract start date	01/04/2006
Contract end date	

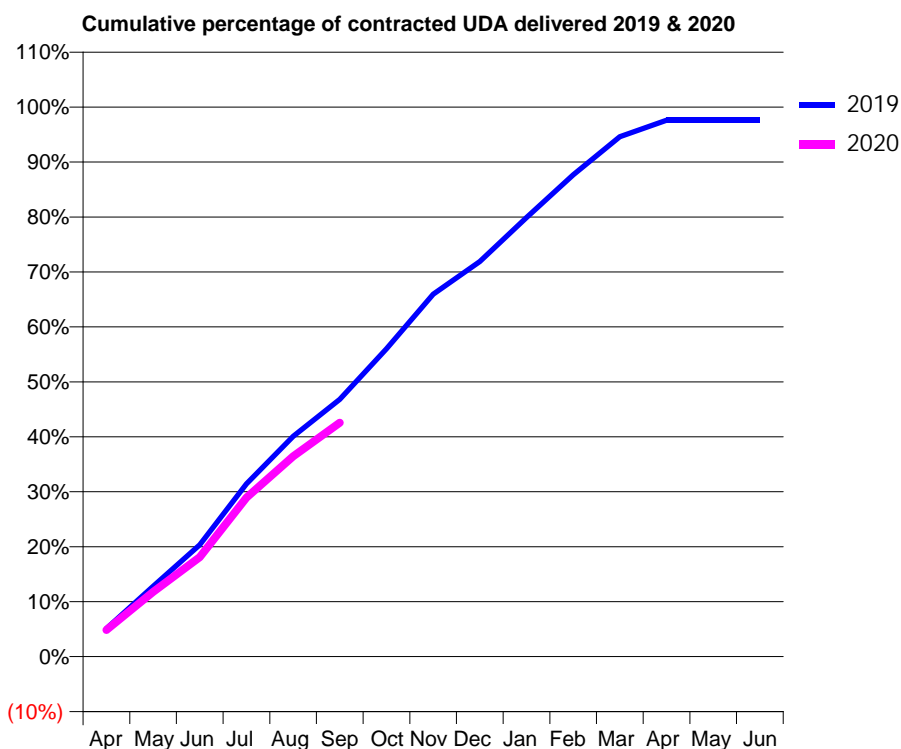
19/20 Contracted general activity (UDA)	22,590
Carry forward general activity (UDA)	0
19/20 Contracted orthodontic activity (UOA)	0
Carry forward orthodontic activity (UOA)	0
Baseline contract value	£539,955.31

ACCESS*

Patients seen in 24 months	Total	Change since previous quarter
Quarter ending September 2018	7,160	
Quarter ending December 2018	7,179	→
Quarter ending March 2019	7,176	→
Quarter ending June 2019	7,231	→
Quarter ending September 2019	7,238	→
Variance since September 2018	1.1%	→



ACTIVITY



Month	Adjusted Scheduled Activity (UDA)	
	2019	2020
April	1,152	1,102
May	2,892	2,660
June	4,595	4,094
July	7,102	6,538
August	9,052	8,231
September	10,575	9,613
October	12,656	
November	14,895	
December	16,242	
January	18,050	
February	19,802	
March	21,369	
April	22,043	
May	22,051	
June	22,049	

QUALITY

	Quantity	Base Number	Contract	AT	Region	England
% of FP17s for the same patient ID Re-attending within 3 months - Children	44	1,203	3.7%	10.0%	11.3%	11.5%
% of FP17s for the same patient ID Re-attending within 3 months - Adults	317	4,065	7.8%	13.5%	14.7%	15.4%
% of FP17s for the same patient ID Re-attending between 3 & 9 months - Children	781	1,203	64.9%	63.2%	60.8%	59.7%
% of FP17s for the same patient ID Re-attending between 3 & 9 months - Adults	2,727	4,065	67.1%	56.9%	52.8%	51.7%
% of FP17s for Band 1 Urgent Courses	130	4,917	2.6%	6.8%	8.2%	9.2%
% of FP17s Relating to Free Repair or Replacements	33	4,917	0.7%	0.7%	0.7%	0.7%
% of FP17s Relating to Continuations	20	4,917	0.4%	1.0%	0.8%	0.8%
% of Patients satisfied with the dentistry they have received	2	3	N/A	91.9%	93.2%	93.5%
% of Patients satisfied with the time they had to wait for an appointment	2	3	N/A	86.7%	88.5%	87.4%

* This is based on patients treated on this contract for their most recent course of treatment. Figures in italics indicate the base number of FP17s or Patient Questionnaire responses are less than 100. N/A is shown where the base number of responses is less than 10 during the period. % is calculated as Quantity/Base number*100

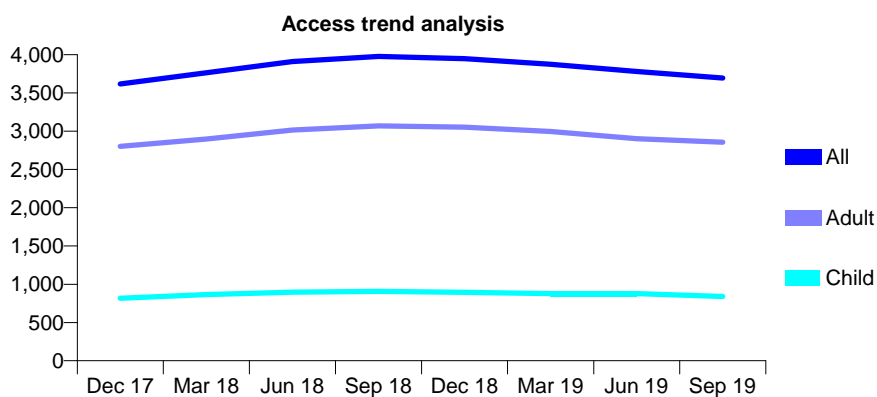
Q55 - Vital Signs At a Glance Contract Report for 950432/0001 - September 2019

Name or company name	MR N NAMIN
Contract type name	GDS Contract
Purpose of contract	General
Contract start date	01/01/2007
Contract end date	

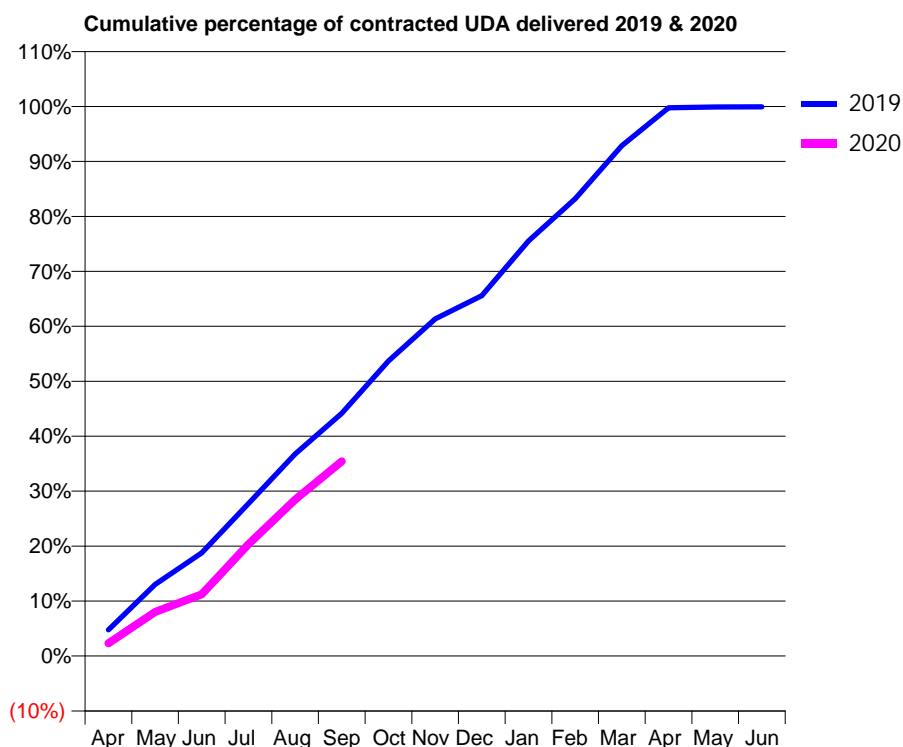
19/20 Contracted general activity (UDA)	16,876
Carry forward general activity (UDA)	0
19/20 Contracted orthodontic activity (UOA)	0
Carry forward orthodontic activity (UOA)	0
Baseline contract value	£430,420.90

ACCESS*

Patients seen in 24 months	Total	Change since previous quarter
Quarter ending September 2018	3,976	
Quarter ending December 2018	3,947	→
Quarter ending March 2019	3,873	↓
Quarter ending June 2019	3,780	↓
Quarter ending September 2019	3,694	↓
Variance since September 2018	(7.1%)	↓



ACTIVITY



Month	Adjusted Scheduled Activity (UDA)	
	2019	2020
April	805	390
May	2,203	1,354
June	3,168	1,895
July	4,684	3,432
August	6,206	4,807
September	7,457	5,980
October	9,061	
November	10,357	
December	11,065	
January	12,746	
February	14,044	
March	15,669	
April	16,835	
May	16,859	
June	16,862	

QUALITY

	Quantity	Base Number	Contract	AT	Region	England
% of FP17s for the same patient ID Re-attending within 3 months - Children	56	757	7.4%	10.0%	11.3%	11.5%
% of FP17s for the same patient ID Re-attending within 3 months - Adults	315	2,209	14.3%	13.5%	14.7%	15.4%
% of FP17s for the same patient ID Re-attending between 3 & 9 months - Children	561	757	74.1%	63.2%	60.8%	59.7%
% of FP17s for the same patient ID Re-attending between 3 & 9 months - Adults	1,551	2,209	70.2%	56.9%	52.8%	51.7%
% of FP17s for Band 1 Urgent Courses	364	2,542	14.3%	6.8%	8.2%	9.2%
% of FP17s Relating to Free Repair or Replacements	11	2,542	0.4%	0.7%	0.7%	0.7%
% of FP17s Relating to Continuations	31	2,542	1.2%	1.0%	0.8%	0.8%
% of Patients satisfied with the dentistry they have received	8	9	N/A	91.9%	93.2%	93.5%
% of Patients satisfied with the time they had to wait for an appointment	8	9	N/A	86.7%	88.5%	87.4%

* This is based on patients treated on this contract for their most recent course of treatment. Figures in italics indicate the base number of FP17s or Patient Questionnaire responses are less than 100. N/A is shown where the base number of responses is less than 10 during the period. % is calculated as Quantity/Base number*100

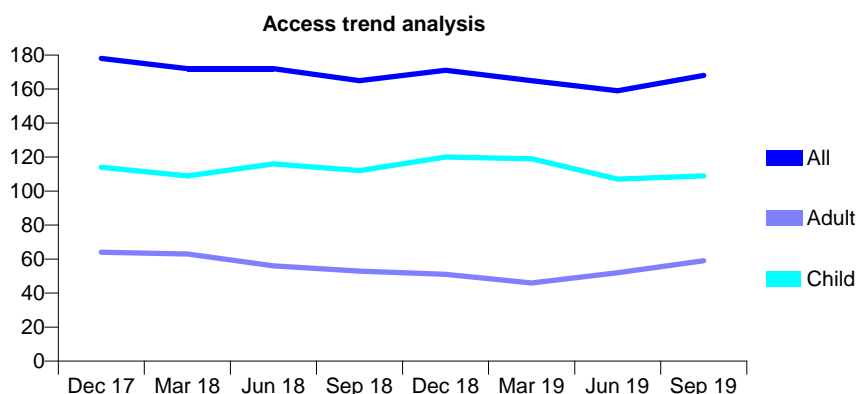
Q55 - Vital Signs At a Glance Contract Report for 959901/0001 - September 2019

Name or company name	Peak Smiles Studio Partnership
Contract type name	GDS Contract
Purpose of contract	General and Orthodontic
Contract start date	01/04/2006
Contract end date	

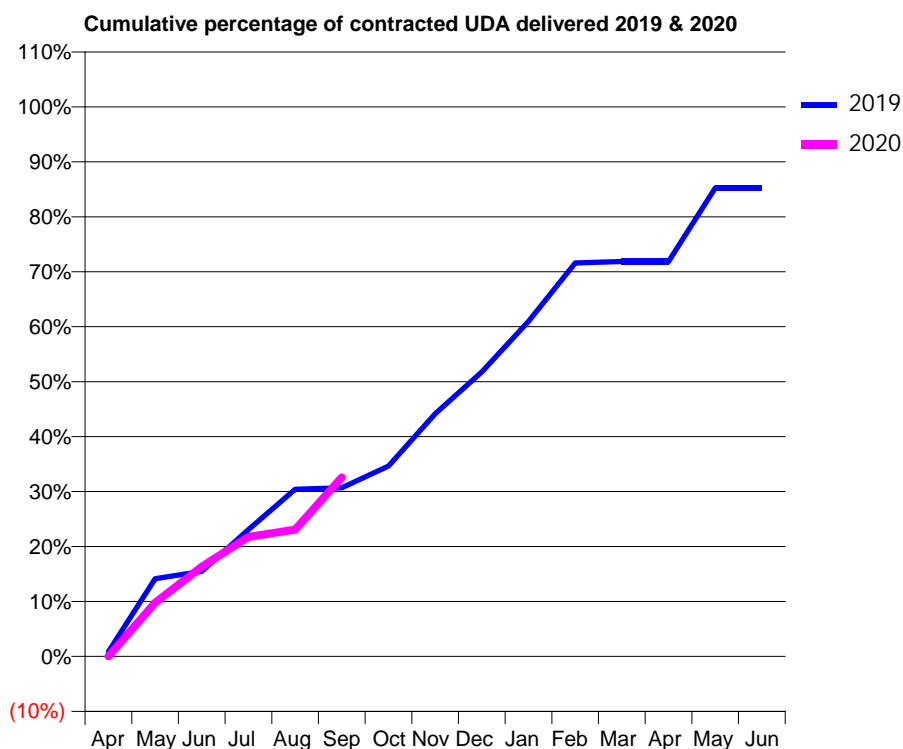
19/20 Contracted general activity (UDA)	369
Carry forward general activity (UDA)	0
19/20 Contracted orthodontic activity (UOA)	3,233
Carry forward orthodontic activity (UOA)	0
Baseline contract value	£236,454.98

ACCESS*

Patients seen in 24 months	Total	Change since previous quarter
Quarter ending September 2018	165	
Quarter ending December 2018	171	↑
Quarter ending March 2019	165	↓
Quarter ending June 2019	159	↓
Quarter ending September 2019	168	↑
Variance since September 2018	1.8%	→



ACTIVITY



Month	Adjusted Scheduled Activity (UDA)	
	2019	2020
April	3	0
May	52	36
June	57	60
July	85	80
August	112	85
September	113	120
October	128	
November	163	
December	191	
January	225	
February	264	
March	265	
April	265	
May	315	
June	315	

QUALITY

	Quantity	Base Number	Contract	AT	Region	England
% of FP17s for the same patient ID Re-attending within 3 months - Children	8	154	5.2%	10.0%	11.3%	11.5%
% of FP17s for the same patient ID Re-attending within 3 months - Adults	1	35	2.9%	13.5%	14.7%	15.4%
% of FP17s for the same patient ID Re-attending between 3 & 9 months - Children	24	154	15.6%	63.2%	60.8%	59.7%
% of FP17s for the same patient ID Re-attending between 3 & 9 months - Adults	10	35	28.6%	56.9%	52.8%	51.7%
% of FP17s for Band 1 Urgent Courses	1	56	1.8%	6.8%	8.2%	9.2%
% of FP17s Relating to Free Repair or Replacements	0	56	0.0%	0.7%	0.7%	0.7%
% of FP17s Relating to Continuations	1	56	1.8%	1.0%	0.8%	0.8%
% of Patients satisfied with the dentistry they have received	0	0	N/A	91.9%	93.2%	93.5%
% of Patients satisfied with the time they had to wait for an appointment	0	0	N/A	86.7%	88.5%	87.4%

* This is based on patients treated on this contract for their most recent course of treatment. Figures in italics indicate the base number of FP17s or Patient Questionnaire responses are less than 100. N/A is shown where the base number of responses is less than 10 during the period. % is calculated as Quantity/Base number*100

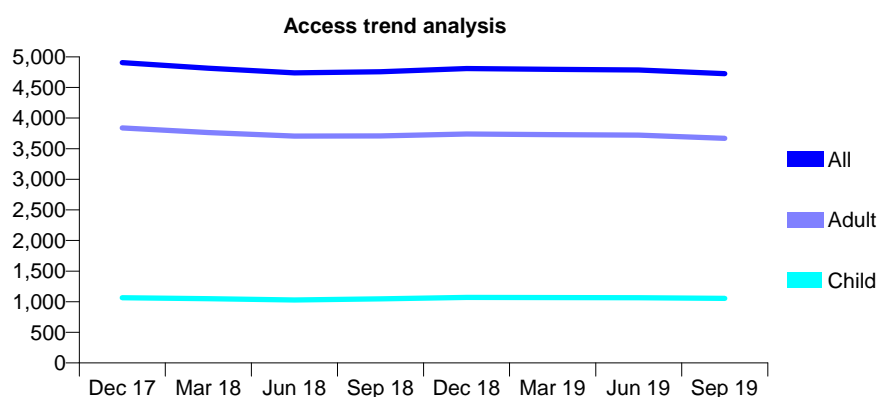
Q55 - Vital Signs At a Glance Contract Report for 960764/0002 - September 2019

Name or company name	MR SS CHITA
Contract type name	GDS Contract
Purpose of contract	General
Contract start date	05/01/2009
Contract end date	

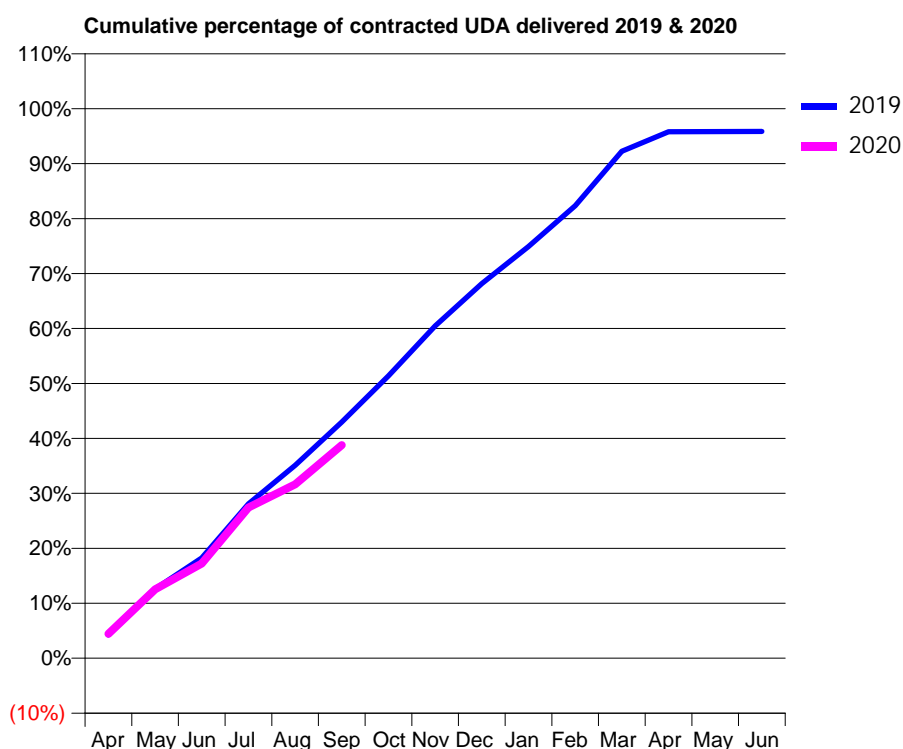
19/20 Contracted general activity (UDA)	13,780
Carry forward general activity (UDA)	0
19/20 Contracted orthodontic activity (UOA)	0
Carry forward orthodontic activity (UOA)	0
Baseline contract value	£340,991.61

ACCESS*

Patients seen in 24 months	Total	Change since previous quarter
Quarter ending September 2018	4,757	
Quarter ending December 2018	4,810	→
Quarter ending March 2019	4,797	→
Quarter ending June 2019	4,786	→
Quarter ending September 2019	4,725	↓
Variance since September 2018	(0.7%)	→



ACTIVITY



Month	2019	2020
April	585	615
May	1,740	1,729
June	2,511	2,373
July	3,871	3,777
August	4,838	4,358
September	5,921	5,346
October	7,080	
November	8,335	
December	9,392	
January	10,326	
February	11,346	
March	12,712	
April	13,200	
May	13,204	
June	13,210	

QUALITY

	Quantity	Base Number	Contract	AT	Region	England
% of FP17s for the same patient ID Re-attending within 3 months - Children	47	831	5.7%	10.0%	11.3%	11.5%
% of FP17s for the same patient ID Re-attending within 3 months - Adults	356	2,814	12.7%	13.5%	14.7%	15.4%
% of FP17s for the same patient ID Re-attending between 3 & 9 months - Children	598	831	72.0%	63.2%	60.8%	59.7%
% of FP17s for the same patient ID Re-attending between 3 & 9 months - Adults	1,910	2,814	67.9%	56.9%	52.8%	51.7%
% of FP17s for Band 1 Urgent Courses	199	3,377	5.9%	6.8%	8.2%	9.2%
% of FP17s Relating to Free Repair or Replacements	100	3,377	3.0%	0.7%	0.7%	0.7%
% of FP17s Relating to Continuations	35	3,377	1.0%	1.0%	0.8%	0.8%
% of Patients satisfied with the dentistry they have received	1	1	N/A	91.9%	93.2%	93.5%
% of Patients satisfied with the time they had to wait for an appointment	1	1	N/A	86.7%	88.5%	87.4%

* This is based on patients treated on this contract for their most recent course of treatment.

Figures in italics indicate the base number of FP17s or Patient Questionnaire responses are less than 100. N/A is shown where the base number of responses is less than 10 during the period. % is calculated as Quantity/Base number*100

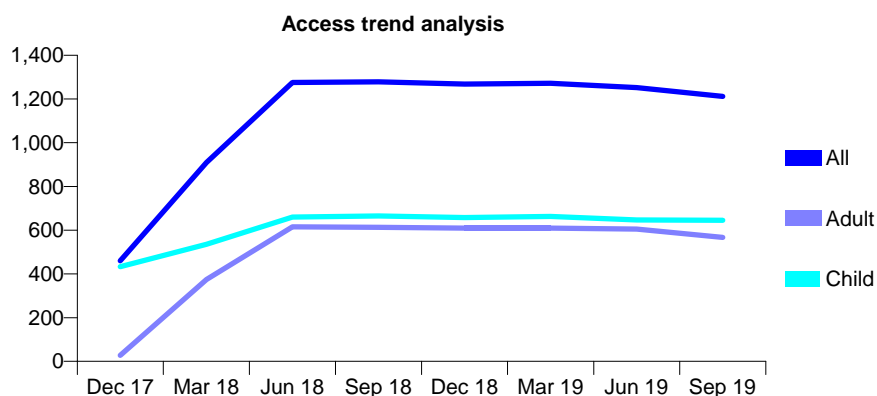
Q55 - Vital Signs At a Glance Contract Report for 964778/0001 - September 2019

Name or company name	MR KS MISSAN
Contract type name	GDS Contract
Purpose of contract	General
Contract start date	01/06/2010
Contract end date	

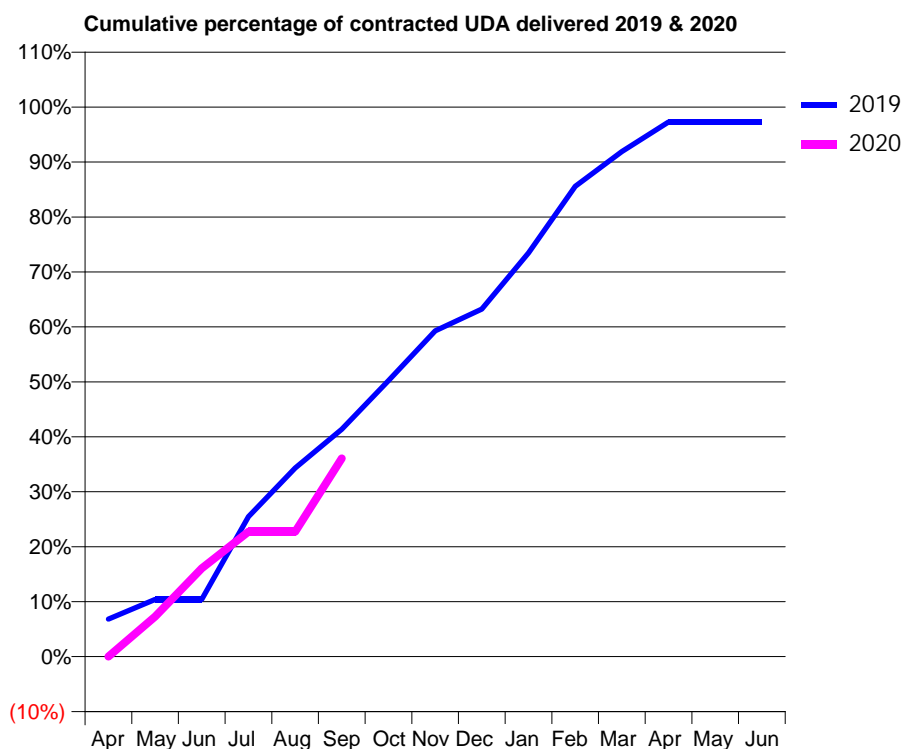
19/20 Contracted general activity (UDA)	950
Carry forward general activity (UDA)	0
19/20 Contracted orthodontic activity (UOA)	0
Carry forward orthodontic activity (UOA)	0
Baseline contract value	£23,891.13

ACCESS*

Patients seen in 24 months	Total	Change since previous quarter
Quarter ending September 2018	1,278	
Quarter ending December 2018	1,268	→
Quarter ending March 2019	1,272	→
Quarter ending June 2019	1,252	↓
Quarter ending September 2019	1,212	↓
Variance since September 2018	(5.2%)	↓



ACTIVITY



Month	Adjusted Scheduled Activity (UDA)	
	2019	2020
April	65	0
May	99	69
June	99	152
July	242	216
August	326	216
September	393	343
October	477	
November	563	
December	601	
January	698	
February	813	
March	873	
April	924	
May	924	
June	924	

QUALITY

	Quantity	Base Number	Contract	AT	Region	England
% of FP17s for the same patient ID Re-attending within 3 months - Children	15	345	4.3%	10.0%	11.3%	11.5%
% of FP17s for the same patient ID Re-attending within 3 months - Adults	0	11	0.0%	13.5%	14.7%	15.4%
% of FP17s for the same patient ID Re-attending between 3 & 9 months - Children	263	345	76.2%	63.2%	60.8%	59.7%
% of FP17s for the same patient ID Re-attending between 3 & 9 months - Adults	9	11	81.8%	56.9%	52.8%	51.7%
% of FP17s for Band 1 Urgent Courses	4	314	1.3%	6.8%	8.2%	9.2%
% of FP17s Relating to Free Repair or Replacements	0	314	0.0%	0.7%	0.7%	0.7%
% of FP17s Relating to Continuations	0	314	0.0%	1.0%	0.8%	0.8%
% of Patients satisfied with the dentistry they have received	0	0	N/A	91.9%	93.2%	93.5%
% of Patients satisfied with the time they had to wait for an appointment	0	0	N/A	86.7%	88.5%	87.4%

* This is based on patients treated on this contract for their most recent course of treatment. Figures in italics indicate the base number of FP17s or Patient Questionnaire responses are less than 100. N/A is shown where the base number of responses is less than 10 during the period. % is calculated as Quantity/Base number*100

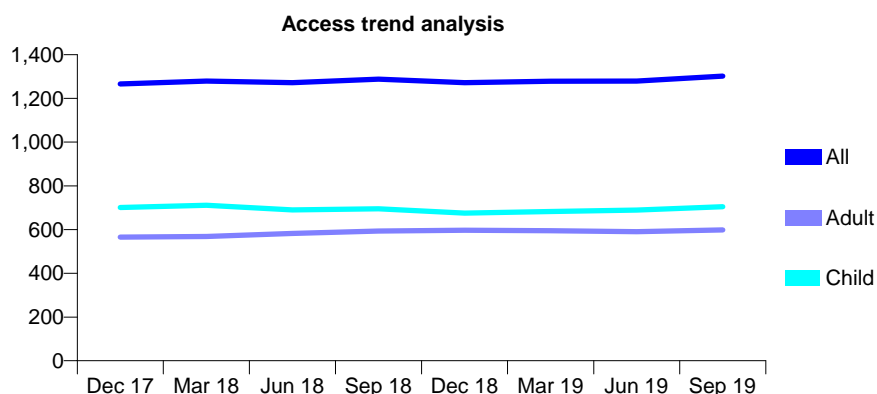
Q55 - Vital Signs At a Glance Contract Report for 993840/0001 - September 2019

Name or company name	MR RB CANTILLON
Contract type name	GDS Contract
Purpose of contract	General
Contract start date	01/04/2006
Contract end date	

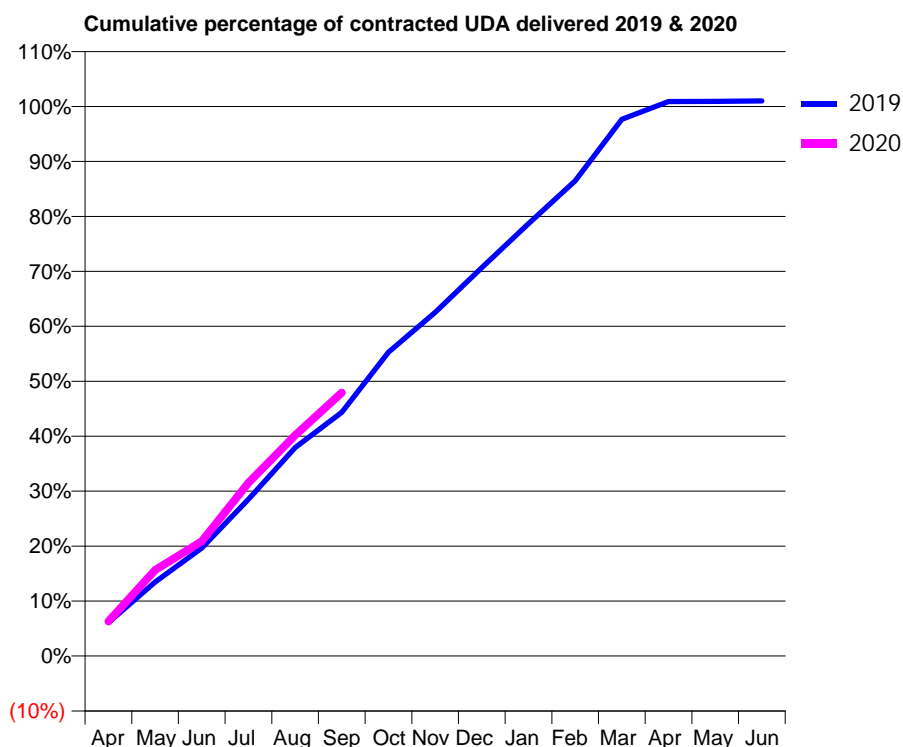
19/20 Contracted general activity (UDA)	3,221
Carry forward general activity (UDA)	0
19/20 Contracted orthodontic activity (UOA)	0
Carry forward orthodontic activity (UOA)	0
Baseline contract value	£74,667.18

ACCESS*

Patients seen in 24 months	Total	Change since previous quarter
Quarter ending September 2018	1,288	
Quarter ending December 2018	1,272	↓
Quarter ending March 2019	1,278	→
Quarter ending June 2019	1,279	→
Quarter ending September 2019	1,302	→
Variance since September 2018	1.1%	→



ACTIVITY



Month	Adjusted Scheduled Activity (UDA)	
	2019	2020
April	196	203
May	434	504
June	633	672
July	919	1,016
August	1,222	1,294
September	1,429	1,544
October	1,781	
November	2,015	
December	2,277	
January	2,534	
February	2,785	
March	3,145	
April	3,249	
May	3,250	
June	3,253	

QUALITY

	Quantity	Base Number	Contract	AT	Region	England
% of FP17s for the same patient ID Re-attending within 3 months - Children	44	579	7.6%	10.0%	11.3%	11.5%
% of FP17s for the same patient ID Re-attending within 3 months - Adults	55	410	13.4%	13.5%	14.7%	15.4%
% of FP17s for the same patient ID Re-attending between 3 & 9 months - Children	412	579	71.2%	63.2%	60.8%	59.7%
% of FP17s for the same patient ID Re-attending between 3 & 9 months - Adults	265	410	64.6%	56.9%	52.8%	51.7%
% of FP17s for Band 1 Urgent Courses	38	923	4.1%	6.8%	8.2%	9.2%
% of FP17s Relating to Free Repair or Replacements	1	923	0.1%	0.7%	0.7%	0.7%
% of FP17s Relating to Continuations	16	923	1.7%	1.0%	0.8%	0.8%
% of Patients satisfied with the dentistry they have received	1	1	N/A	91.9%	93.2%	93.5%
% of Patients satisfied with the time they had to wait for an appointment	1	1	N/A	86.7%	88.5%	87.4%

* This is based on patients treated on this contract for their most recent course of treatment. Figures in italics indicate the base number of FP17s or Patient Questionnaire responses are less than 100. N/A is shown where the base number of responses is less than 10 during the period. % is calculated as Quantity/Base number*100

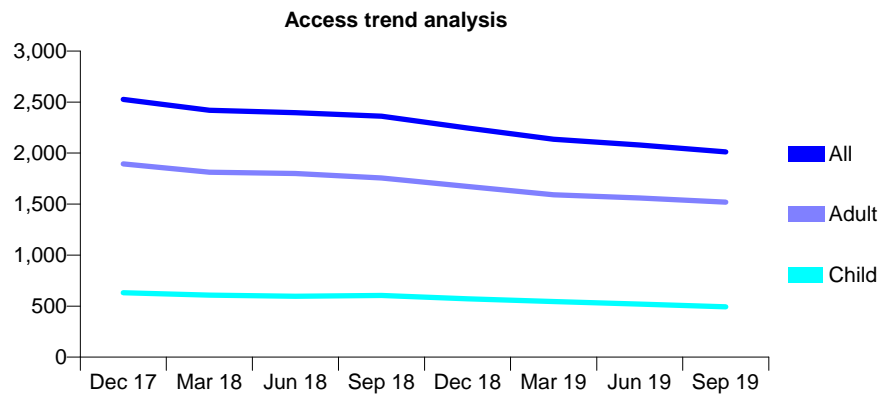
Q55 - Vital Signs At a Glance Contract Report for 997277/0001 - September 2019

Name or company name	Cunnington and Associates
Contract type name	GDS Contract
Purpose of contract	General and Orthodontic
Contract start date	01/04/2006
Contract end date	

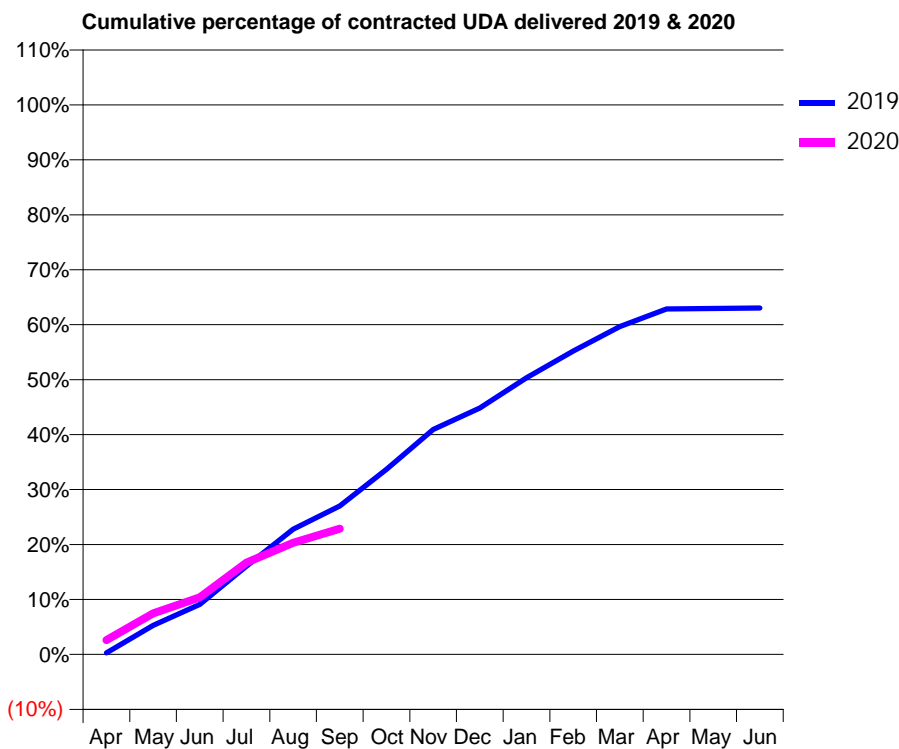
19/20 Contracted general activity (UDA)	10,740
Carry forward general activity (UDA)	0
19/20 Contracted orthodontic activity (UOA)	210
Carry forward orthodontic activity (UOA)	0
Baseline contract value	£256,273.96

ACCESS*

Patients seen in 24 months	Total	Change since previous quarter
Quarter ending September 2018	2,361	
Quarter ending December 2018	2,245	↓
Quarter ending March 2019	2,135	↓
Quarter ending June 2019	2,079	↓
Quarter ending September 2019	2,013	↓
Variance since September 2018	(14.7%)	↓



ACTIVITY



Month	Adjusted Scheduled Activity (UDA)	
	2019	2020
April	31	280
May	568	805
June	980	1,114
July	1,724	1,795
August	2,449	2,182
September	2,902	2,456
October	3,620	
November	4,396	
December	4,814	
January	5,408	
February	5,927	
March	6,408	
April	6,753	
May	6,761	
June	6,771	

QUALITY

	Quantity	Base Number	Contract	AT	Region	England
% of FP17s for the same patient ID Re-attending within 3 months - Children	22	358	6.1%	10.0%	11.3%	11.5%
% of FP17s for the same patient ID Re-attending within 3 months - Adults	73	1,234	5.9%	13.5%	14.7%	15.4%
% of FP17s for the same patient ID Re-attending between 3 & 9 months - Children	264	358	73.7%	63.2%	60.8%	59.7%
% of FP17s for the same patient ID Re-attending between 3 & 9 months - Adults	987	1,234	80.0%	56.9%	52.8%	51.7%
% of FP17s for Band 1 Urgent Courses	19	1,380	1.4%	6.8%	8.2%	9.2%
% of FP17s Relating to Free Repair or Replacements	8	1,380	0.6%	0.7%	0.7%	0.7%
% of FP17s Relating to Continuations	7	1,380	0.5%	1.0%	0.8%	0.8%
% of Patients satisfied with the dentistry they have received	0	0	N/A	91.9%	93.2%	93.5%
% of Patients satisfied with the time they had to wait for an appointment	0	0	N/A	86.7%	88.5%	87.4%

* This is based on patients treated on this contract for their most recent course of treatment. Figures in italics indicate the base number of FP17s or Patient Questionnaire responses are less than 100. N/A is shown where the base number of responses is less than 10 during the period. % is calculated as Quantity/Base number*100

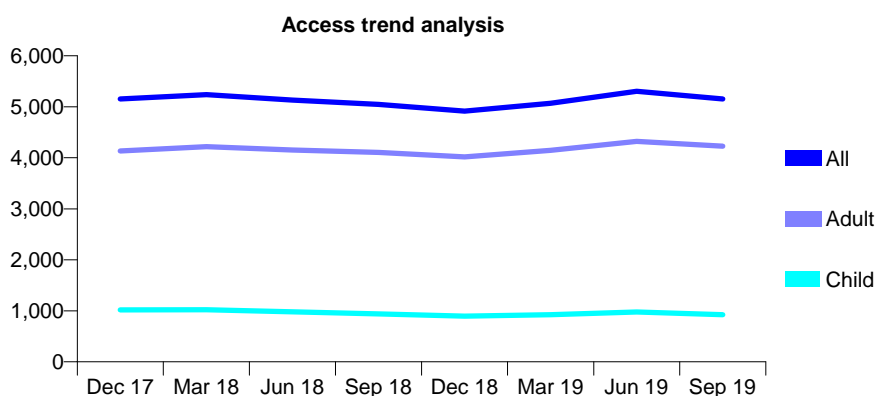
Q56 - Vital Signs At a Glance Contract Report for 10010/0000 - September 2019

Name or company name	M and H Tehrani, Jinesh Vaghela, Jiten Vag
Contract type name	GDS Contract
Purpose of contract	General
Contract start date	01/02/2016
Contract end date	

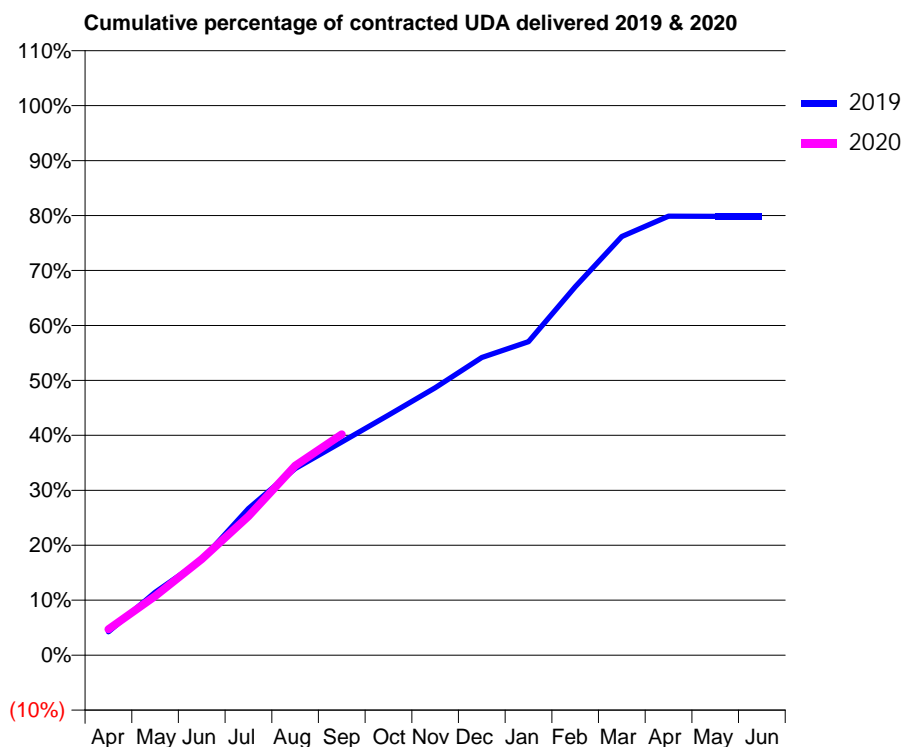
19/20 Contracted general activity (UDA)	11,500
Carry forward general activity (UDA)	0
19/20 Contracted orthodontic activity (UOA)	0
Carry forward orthodontic activity (UOA)	0
Baseline contract value	£286,094.31

ACCESS*

Patients seen in 24 months	Total	Change since previous quarter
Quarter ending September 2018	5,047	
Quarter ending December 2018	4,916	↓
Quarter ending March 2019	5,071	↑
Quarter ending June 2019	5,303	↑
Quarter ending September 2019	5,153	↓
Variance since September 2018	2.1%	↑



ACTIVITY



Month	Adjusted Scheduled Activity (UDA)	
	2019	2020
April	488	544
May	1,316	1,235
June	1,997	2,010
July	3,069	2,906
August	3,905	3,964
September	4,462	4,622
October	5,023	
November	5,596	
December	6,230	
January	6,560	
February	7,709	
March	8,762	
April	9,186	
May	9,184	
June	9,184	

QUALITY

	Quantity	Base Number	Contract	AT	Region	England
% of FP17s for the same patient ID Re-attending within 3 months - Children	48	683	7.0%	10.2%	11.3%	11.5%
% of FP17s for the same patient ID Re-attending within 3 months - Adults	349	3,020	11.6%	13.5%	14.7%	15.4%
% of FP17s for the same patient ID Re-attending between 3 & 9 months - Children	306	683	44.8%	60.8%	60.8%	59.7%
% of FP17s for the same patient ID Re-attending between 3 & 9 months - Adults	1,161	3,020	38.4%	50.2%	52.8%	51.7%
% of FP17s for Band 1 Urgent Courses	317	2,480	12.8%	9.2%	8.2%	9.2%
% of FP17s Relating to Free Repair or Replacements	18	2,480	0.7%	0.7%	0.7%	0.7%
% of FP17s Relating to Continuations	5	2,480	0.2%	0.8%	0.8%	0.8%
% of Patients satisfied with the dentistry they have received	2	2	N/A	93.2%	93.2%	93.5%
% of Patients satisfied with the time they had to wait for an appointment	2	2	N/A	86.3%	88.5%	87.4%

* This is based on patients treated on this contract for their most recent course of treatment. Figures in italics indicate the base number of FP17s or Patient Questionnaire responses are less than 100. N/A is shown where the base number of responses is less than 10 during the period. % is calculated as Quantity/Base number*100

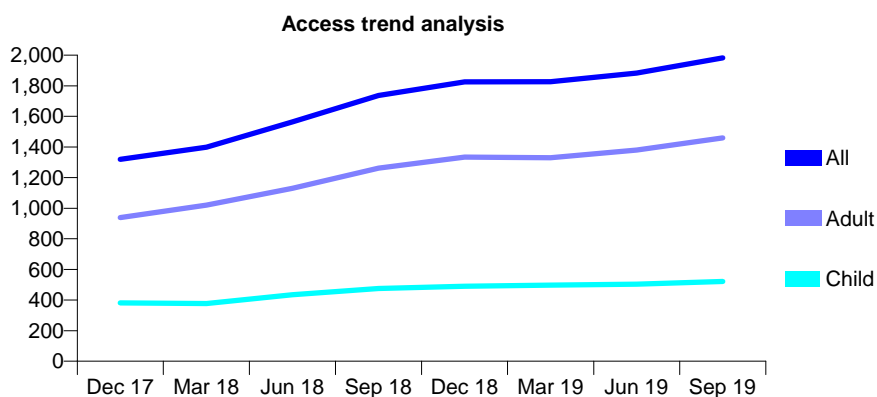
Q56 - Vital Signs At a Glance Contract Report for 100036/0000 - September 2019

Name or company name	Dr Veehar Malde
Contract type name	GDS Contract
Purpose of contract	General
Contract start date	01/03/2016
Contract end date	

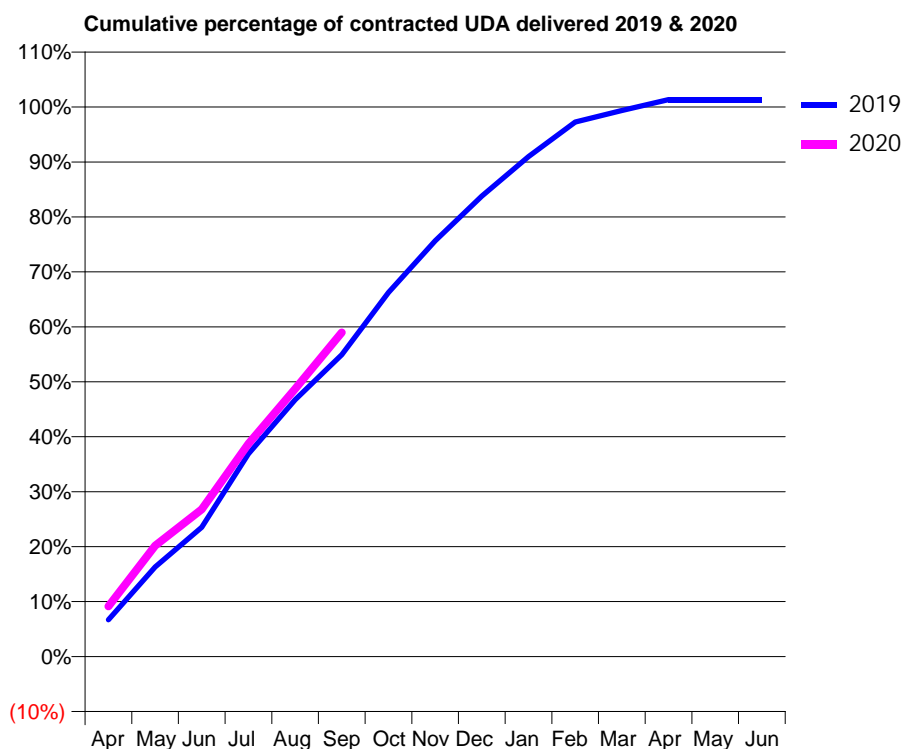
19/20 Contracted general activity (UDA)	4,029
Carry forward general activity (UDA)	-54
19/20 Contracted orthodontic activity (UOA)	0
Carry forward orthodontic activity (UOA)	0
Baseline contract value	£103,086.52

ACCESS*

Patients seen in 24 months	Total	Change since previous quarter
Quarter ending September 2018	1,737	
Quarter ending December 2018	1,825	↑
Quarter ending March 2019	1,827	→
Quarter ending June 2019	1,884	↑
Quarter ending September 2019	1,982	↑
Variance since September 2018	14.1%	↑



ACTIVITY



Month	Adjusted Scheduled Activity (UDA)	
	2019	2020
April	269	368
May	657	813
June	948	1,079
July	1,487	1,560
August	1,883	1,963
September	2,213	2,375
October	2,669	
November	3,048	
December	3,376	
January	3,665	
February	3,918	
March	4,003	
April	4,083	
May	4,083	
June	4,083	

QUALITY

	Quantity	Base Number	Contract	AT	Region	England
% of FP17s for the same patient ID Re-attending within 3 months - Children	15	478	3.1%	10.2%	11.3%	11.5%
% of FP17s for the same patient ID Re-attending within 3 months - Adults	61	1,112	5.5%	13.5%	14.7%	15.4%
% of FP17s for the same patient ID Re-attending between 3 & 9 months - Children	318	478	66.5%	60.8%	60.8%	59.7%
% of FP17s for the same patient ID Re-attending between 3 & 9 months - Adults	526	1,112	47.3%	50.2%	52.8%	51.7%
% of FP17s for Band 1 Urgent Courses	41	1,527	2.7%	9.2%	8.2%	9.2%
% of FP17s Relating to Free Repair or Replacements	4	1,527	0.3%	0.7%	0.7%	0.7%
% of FP17s Relating to Continuations	12	1,527	0.8%	0.8%	0.8%	0.8%
% of Patients satisfied with the dentistry they have received	0	0	N/A	93.2%	93.2%	93.5%
% of Patients satisfied with the time they had to wait for an appointment	0	0	N/A	86.3%	88.5%	87.4%

* This is based on patients treated on this contract for their most recent course of treatment. Figures in italics indicate the base number of FP17s or Patient Questionnaire responses are less than 100. N/A is shown where the base number of responses is less than 10 during the period. % is calculated as Quantity/Base number*100

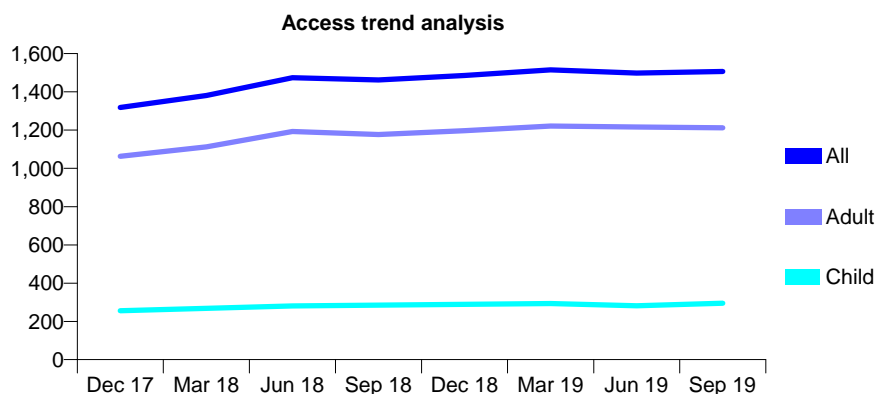
Q56 - Vital Signs At a Glance Contract Report for 100128/0000 - September 2019

Name or company name	Rookwood Dental Practice
Contract type name	GDS Contract
Purpose of contract	General
Contract start date	06/04/2016
Contract end date	

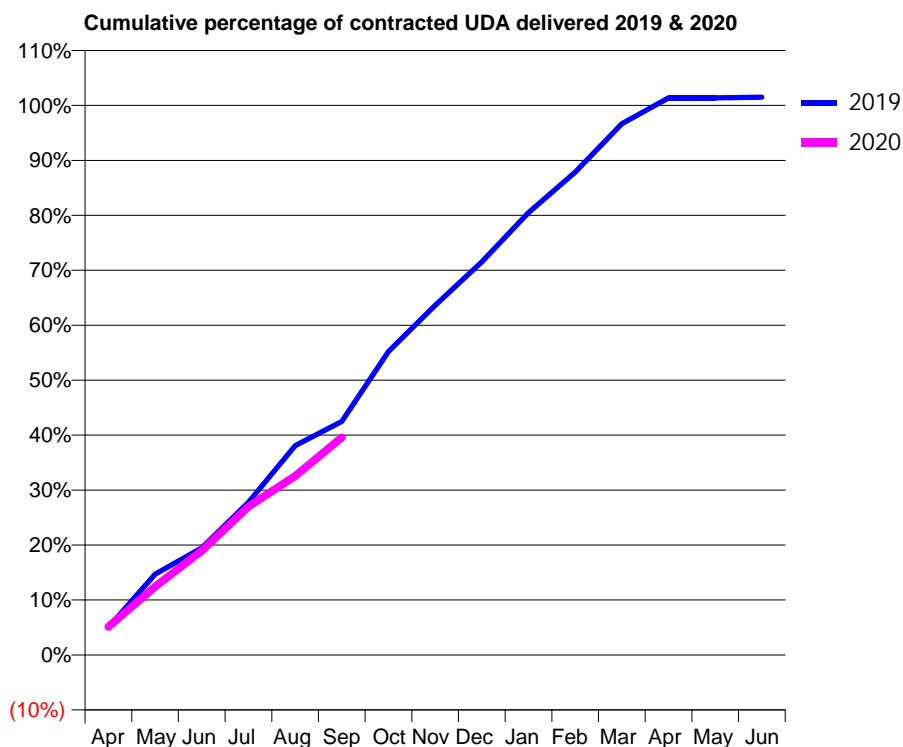
19/20 Contracted general activity (UDA)	4,839
Carry forward general activity (UDA)	-66
19/20 Contracted orthodontic activity (UOA)	0
Carry forward orthodontic activity (UOA)	0
Baseline contract value	£127,362.48

ACCESS*

Patients seen in 24 months	Total	Change since previous quarter
Quarter ending September 2018	1,462	
Quarter ending December 2018	1,486	→
Quarter ending March 2019	1,515	→
Quarter ending June 2019	1,498	↓
Quarter ending September 2019	1,507	→
Variance since September 2018	3.1%	↑



ACTIVITY



Adjusted Scheduled Activity (UDA)		
Month	2019	2020
April	224	248
May	652	602
June	864	918
July	1,233	1,306
August	1,690	1,575
September	1,885	1,915
October	2,451	
November	2,824	
December	3,175	
January	3,573	
February	3,900	
March	4,290	
April	4,500	
May	4,500	
June	4,505	

QUALITY

	Quantity	Base Number	Contract	AT	Region	England
% of FP17s for the same patient ID Re-attending within 3 months - Children	17	221	7.7%	10.2%	11.3%	11.5%
% of FP17s for the same patient ID Re-attending within 3 months - Adults	80	856	9.3%	13.5%	14.7%	15.4%
% of FP17s for the same patient ID Re-attending between 3 & 9 months - Children	149	221	67.4%	60.8%	60.8%	59.7%
% of FP17s for the same patient ID Re-attending between 3 & 9 months - Adults	573	856	66.9%	50.2%	52.8%	51.7%
% of FP17s for Band 1 Urgent Courses	34	984	3.5%	9.2%	8.2%	9.2%
% of FP17s Relating to Free Repair or Replacements	8	984	0.8%	0.7%	0.7%	0.7%
% of FP17s Relating to Continuations	6	984	0.6%	0.8%	0.8%	0.8%
% of Patients satisfied with the dentistry they have received	7	8	N/A	93.2%	93.2%	93.5%
% of Patients satisfied with the time they had to wait for an appointment	7	8	N/A	86.3%	88.5%	87.4%

* This is based on patients treated on this contract for their most recent course of treatment.

Figures in italics indicate the base number of FP17s or Patient Questionnaire responses are less than 100. N/A is shown where the base number of responses is less than 10 during the period. % is calculated as Quantity/Base number*100

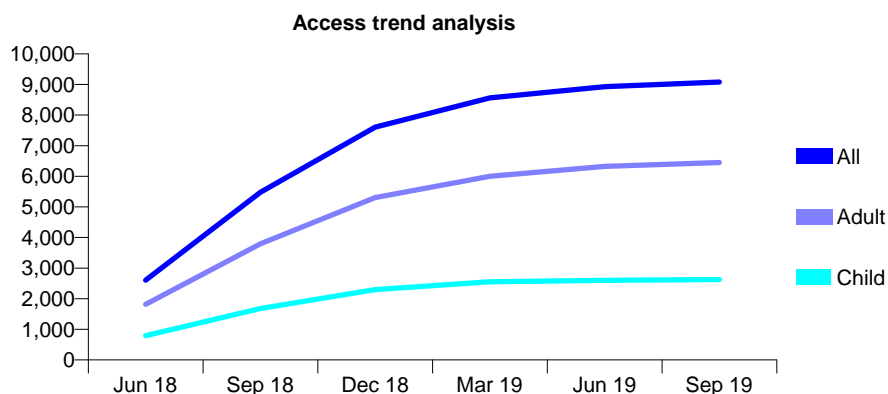
Q56 - Vital Signs At a Glance Contract Report for 100647/0000 - September 2019

Name or company name	Mr K Makwana & Mr P Patel
Contract type name	GDS Contract
Purpose of contract	General
Contract start date	01/04/2018
Contract end date	

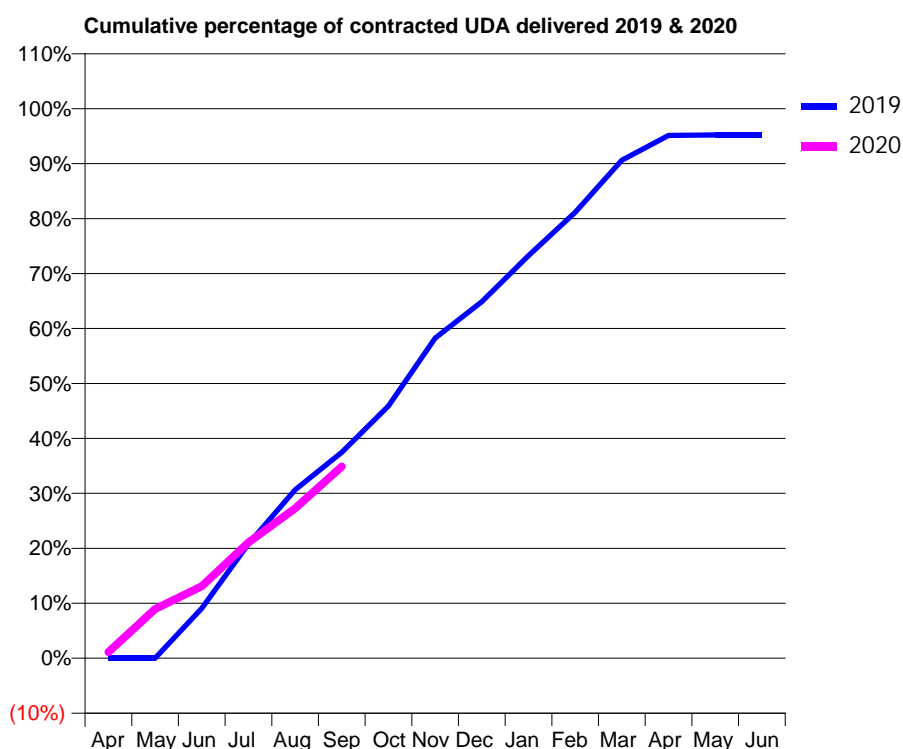
19/20 Contracted general activity (UDA)	25,000
Carry forward general activity (UDA)	813
19/20 Contracted orthodontic activity (UOA)	0
Carry forward orthodontic activity (UOA)	0
Baseline contract value	£681,590.53

ACCESS*

Patients seen in 24 months	Total	Change since previous quarter
Quarter ending September 2018	5,474	
Quarter ending December 2018	7,605	↑
Quarter ending March 2019	8,558	↑
Quarter ending June 2019	8,925	↑
Quarter ending September 2019	9,080	→
Variance since September 2018	65.9%	↑



ACTIVITY



Month	2019	2020
April	0	283
May	0	2,241
June	2,270	3,275
July	5,200	5,269
August	7,667	6,821
September	9,370	8,719
October	11,475	
November	14,566	
December	16,222	
January	18,314	
February	20,291	
March	22,648	
April	23,787	
May	23,800	
June	23,800	

QUALITY

	Quantity	Base Number	Contract	AT	Region	England
% of FP17s for the same patient ID Re-attending within 3 months - Children	72	1,954	3.7%	10.2%	11.3%	11.5%
% of FP17s for the same patient ID Re-attending within 3 months - Adults	507	4,672	10.9%	13.5%	14.7%	15.4%
% of FP17s for the same patient ID Re-attending between 3 & 9 months - Children	1,412	1,954	72.3%	60.8%	60.8%	59.7%
% of FP17s for the same patient ID Re-attending between 3 & 9 months - Adults	3,193	4,672	68.3%	50.2%	52.8%	51.7%
% of FP17s for Band 1 Urgent Courses	348	5,884	5.9%	9.2%	8.2%	9.2%
% of FP17s Relating to Free Repair or Replacements	47	5,884	0.8%	0.7%	0.7%	0.7%
% of FP17s Relating to Continuations	29	5,884	0.5%	0.8%	0.8%	0.8%
% of Patients satisfied with the dentistry they have received	4	4	N/A	93.2%	93.2%	93.5%
% of Patients satisfied with the time they had to wait for an appointment	3	4	N/A	86.3%	88.5%	87.4%

* This is based on patients treated on this contract for their most recent course of treatment.

Figures in italics indicate the base number of FP17s or Patient Questionnaire responses are less than 100. N/A is shown where the base number of responses is less than 10 during the period. % is calculated as Quantity/Base number*100

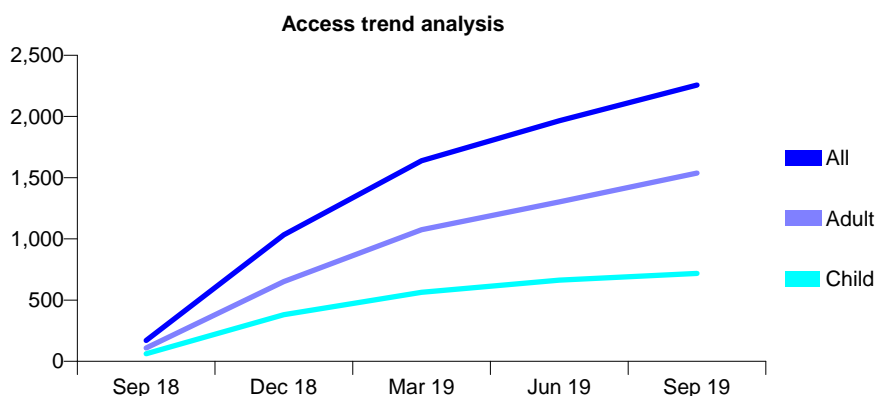
Q56 - Vital Signs At a Glance Contract Report for 100724/0000 - September 2019

Name or company name	Haverhill Dental Practice and Cosmetic Cer
Contract type name	GDS Contract
Purpose of contract	General
Contract start date	08/06/2018
Contract end date	

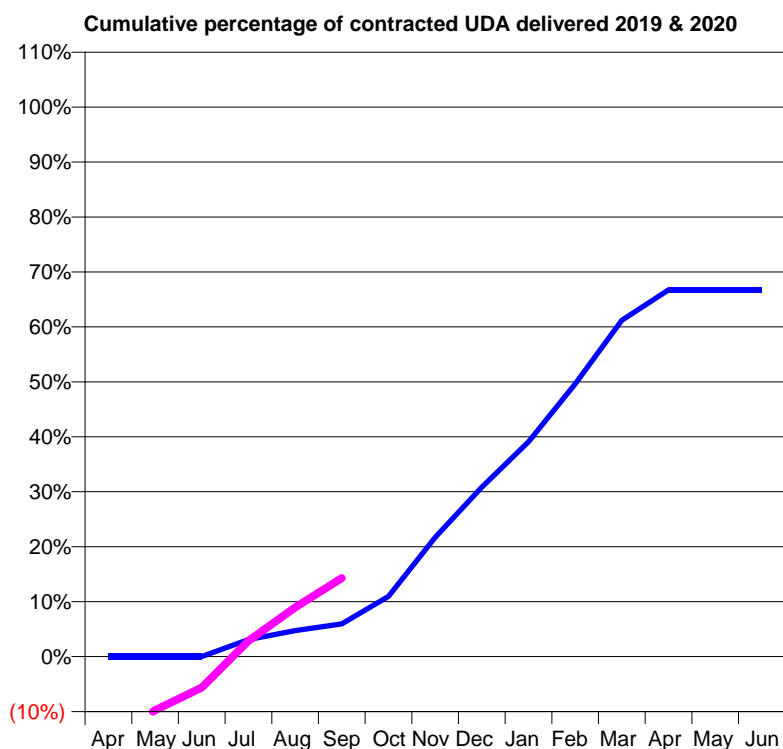
19/20 Contracted general activity (UDA)	12,000
Carry forward general activity (UDA)	2,204
19/20 Contracted orthodontic activity (UOA)	0
Carry forward orthodontic activity (UOA)	0
Baseline contract value	£433,717.11

ACCESS*

Patients seen in 24 months	Total	Change since previous quarter
Quarter ending September 2018	171	
Quarter ending December 2018	1,033	↑
Quarter ending March 2019	1,639	↑
Quarter ending June 2019	1,966	↑
Quarter ending September 2019	2,256	↑
Variance since September 2018	1219.3%	↑



ACTIVITY



Month	Adjusted Scheduled Activity (UDA)	
	2019	2020
April	0	-1,852
May	0	-1,171
June	0	-678
July	229	345
August	349	1,077
September	440	1,713
October	810	
November	1,601	
December	2,273	
January	2,884	
February	3,660	
March	4,511	
April	4,922	
May	4,922	
June	4,922	

QUALITY

	Quantity	Base Number	Contract	AT	Region	England
% of FP17s for the same patient ID Re-attending within 3 months - Children	38	538	7.1%	10.2%	11.3%	11.5%
% of FP17s for the same patient ID Re-attending within 3 months - Adults	260	1,405	18.5%	13.5%	14.7%	15.4%
% of FP17s for the same patient ID Re-attending between 3 & 9 months - Children	245	538	45.5%	60.8%	60.8%	59.7%
% of FP17s for the same patient ID Re-attending between 3 & 9 months - Adults	583	1,405	41.5%	50.2%	52.8%	51.7%
% of FP17s for Band 1 Urgent Courses	189	1,789	10.6%	9.2%	8.2%	9.2%
% of FP17s Relating to Free Repair or Replacements	11	1,789	0.6%	0.7%	0.7%	0.7%
% of FP17s Relating to Continuations	31	1,789	1.7%	0.8%	0.8%	0.8%
% of Patients satisfied with the dentistry they have received	2	2	N/A	93.2%	93.2%	93.5%
% of Patients satisfied with the time they had to wait for an appointment	1	2	N/A	86.3%	88.5%	87.4%

* This is based on patients treated on this contract for their most recent course of treatment. Figures in italics indicate the base number of FP17s or Patient Questionnaire responses are less than 100. N/A is shown where the base number of responses is less than 10 during the period. % is calculated as Quantity/Base number*100

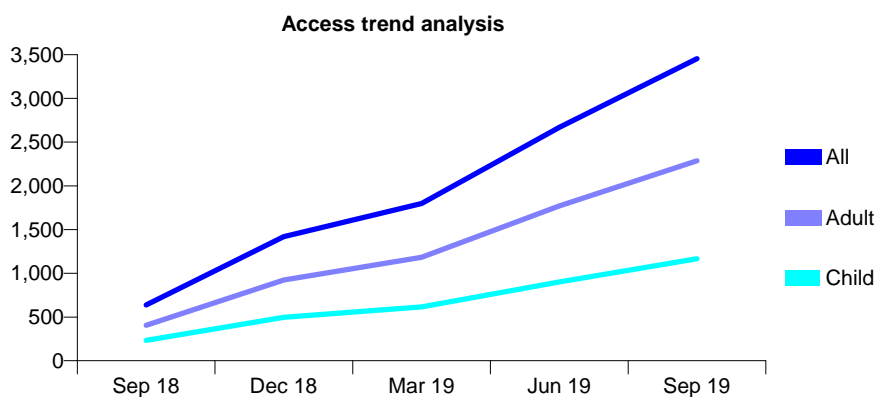
Q56 - Vital Signs At a Glance Contract Report for 100725/0000 - September 2019

Name or company name	Rightwell East Peterborough Dental Practic
Contract type name	GDS Contract
Purpose of contract	General
Contract start date	01/07/2018
Contract end date	

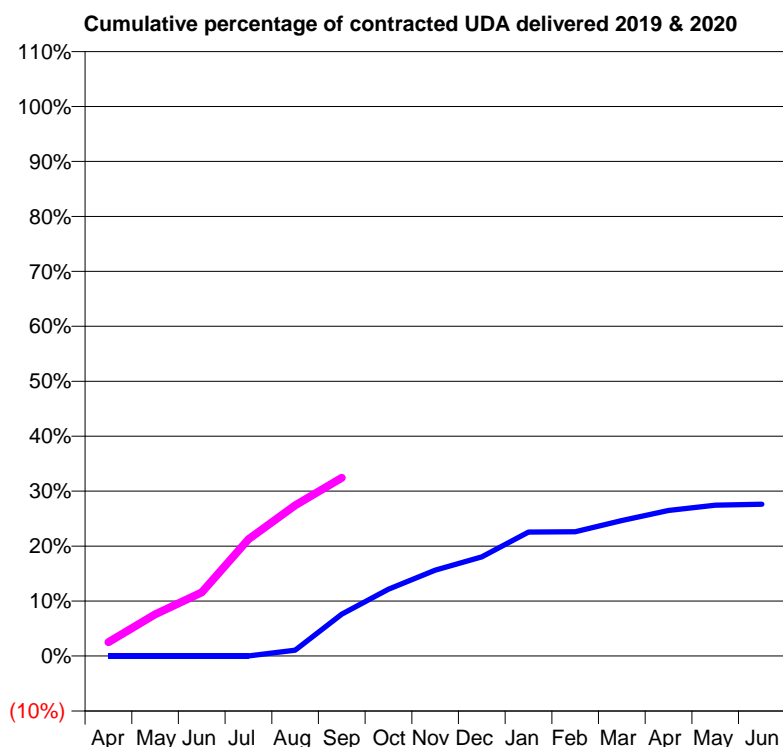
19/20 Contracted general activity (UDA)	21,000
Carry forward general activity (UDA)	0
19/20 Contracted orthodontic activity (UOA)	0
Carry forward orthodontic activity (UOA)	0
Baseline contract value	£538,331.41

ACCESS*

Patients seen in 24 months	Total	Change since previous quarter
Quarter ending September 2018	638	
Quarter ending December 2018	1,419	↑
Quarter ending March 2019	1,798	↑
Quarter ending June 2019	2,670	↑
Quarter ending September 2019	3,455	↑
Variance since September 2018	441.5%	↑



ACTIVITY



Month	Adjusted Scheduled Activity (UDA)	
	2019	2020
April	0	532
May	0	1,595
June	0	2,434
July	0	4,463
August	165	5,761
September	1,203	6,811
October	1,917	
November	2,465	
December	2,840	
January	3,551	
February	3,559	
March	3,885	
April	4,173	
May	4,326	
June	4,351	

QUALITY

	Quantity	Base Number	Contract	AT	Region	England
% of FP17s for the same patient ID Re-attending within 3 months - Children	51	1,049	4.9%	10.2%	11.3%	11.5%
% of FP17s for the same patient ID Re-attending within 3 months - Adults	208	2,057	10.1%	13.5%	14.7%	15.4%
% of FP17s for the same patient ID Re-attending between 3 & 9 months - Children	337	1,049	32.1%	60.8%	60.8%	59.7%
% of FP17s for the same patient ID Re-attending between 3 & 9 months - Adults	643	2,057	31.3%	50.2%	52.8%	51.7%
% of FP17s for Band 1 Urgent Courses	171	2,827	6.0%	9.2%	8.2%	9.2%
% of FP17s Relating to Free Repair or Replacements	7	2,827	0.2%	0.7%	0.7%	0.7%
% of FP17s Relating to Continuations	3	2,827	0.1%	0.8%	0.8%	0.8%
% of Patients satisfied with the dentistry they have received	1	1	N/A	93.2%	93.2%	93.5%
% of Patients satisfied with the time they had to wait for an appointment	0	1	N/A	86.3%	88.5%	87.4%

* This is based on patients treated on this contract for their most recent course of treatment. Figures in italics indicate the base number of FP17s or Patient Questionnaire responses are less than 100. N/A is shown where the base number of responses is less than 10 during the period. % is calculated as Quantity/Base number*100


Q56 - Vital Signs At a Glance Contract Report for 101224/0000 - September 2019

Name or company name	Apex Dental Care Ltd
Contract type name	GDS Contract
Purpose of contract	General
Contract start date	01/07/2019
Contract end date	

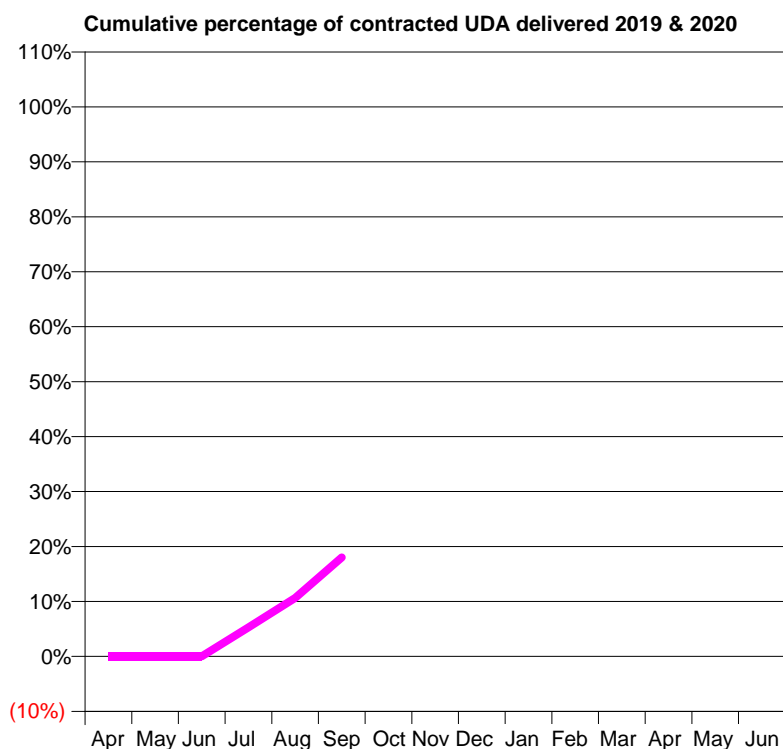
19/20 Contracted general activity (UDA)	11,252
Carry forward general activity (UDA)	0
19/20 Contracted orthodontic activity (UOA)	0
Carry forward orthodontic activity (UOA)	0
Baseline contract value	£301,317.54

ACCESS*

Patients seen in 24 months	Total	Change since previous quarter
Quarter ending September 2018	0	
Quarter ending December 2018	0	
Quarter ending March 2019	0	
Quarter ending June 2019	0	
Quarter ending September 2019	981	↑
Variance since September 2018	N/A	



ACTIVITY



Month	Adjusted Scheduled Activity (UDA)	
	2019	2020
April	0	0
May	0	0
June	0	0
July	0	594
August	0	1,198
September	0	2,027
October	0	
November	0	
December	0	
January	0	
February	0	
March	0	
April	0	
May	0	
June	0	

QUALITY

	Quantity	Base Number	Contract	AT	Region	England
% of FP17s for the same patient ID Re-attending within 3 months - Children	7	318	2.2%	10.2%	11.3%	11.5%
% of FP17s for the same patient ID Re-attending within 3 months - Adults	40	744	5.4%	13.5%	14.7%	15.4%
% of FP17s for the same patient ID Re-attending between 3 & 9 months - Children	0	318	0.0%	60.8%	60.8%	59.7%
% of FP17s for the same patient ID Re-attending between 3 & 9 months - Adults	0	744	0.0%	50.2%	52.8%	51.7%
% of FP17s for Band 1 Urgent Courses	169	1,062	15.9%	9.2%	8.2%	9.2%
% of FP17s Relating to Free Repair or Replacements	19	1,062	1.8%	0.7%	0.7%	0.7%
% of FP17s Relating to Continuations	1	1,062	0.1%	0.8%	0.8%	0.8%
% of Patients satisfied with the dentistry they have received	0	0	N/A	93.2%	93.2%	93.5%
% of Patients satisfied with the time they had to wait for an appointment	0	0	N/A	86.3%	88.5%	87.4%

* This is based on patients treated on this contract for their most recent course of treatment. Figures in italics indicate the base number of FP17s or Patient Questionnaire responses are less than 100. N/A is shown where the base number of responses is less than 10 during the period. % is calculated as Quantity/Base number*100


Q56 - Vital Signs At a Glance Contract Report for 101225/0000 - September 2019

Name or company name	Apex Dental Care Ltd
Contract type name	GDS Contract
Purpose of contract	General
Contract start date	01/07/2019
Contract end date	

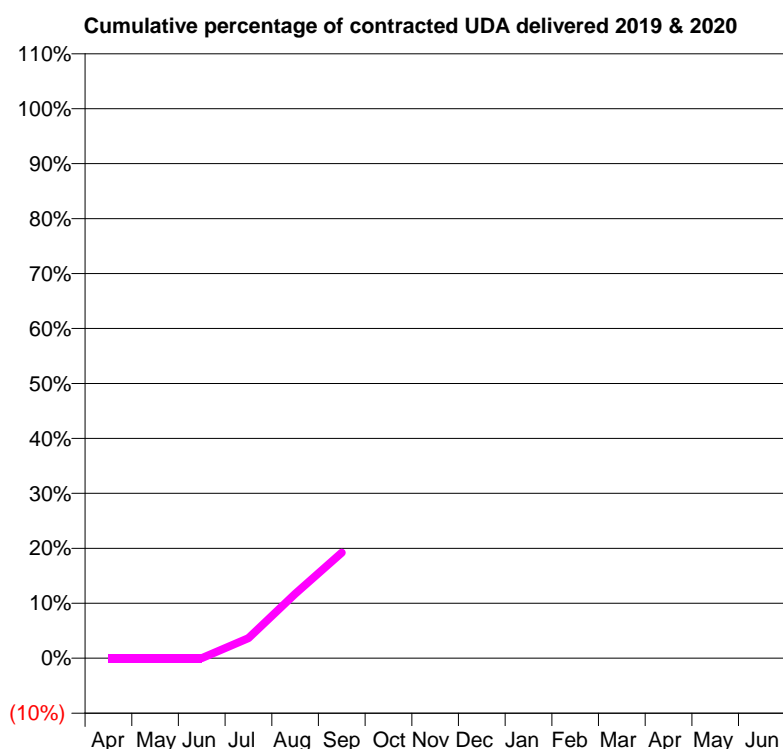
19/20 Contracted general activity (UDA)	3,645
Carry forward general activity (UDA)	0
19/20 Contracted orthodontic activity (UOA)	0
Carry forward orthodontic activity (UOA)	0
Baseline contract value	£97,613.87

ACCESS*

Patients seen in 24 months	Total	Change since previous quarter
Quarter ending September 2018	0	
Quarter ending December 2018	0	
Quarter ending March 2019	0	
Quarter ending June 2019	0	
Quarter ending September 2019	352	↑
Variance since September 2018	N/A	



ACTIVITY



Month	Adjusted Scheduled Activity (UDA)	
	2019	2020
April	0	0
May	0	0
June	0	0
July	0	133
August	0	427
September	0	700
October	0	
November	0	
December	0	
January	0	
February	0	
March	0	
April	0	
May	0	
June	0	

QUALITY

	Quantity	Base Number	Contract	AT	Region	England
% of FP17s for the same patient ID Re-attending within 3 months - Children	0	91	0.0%	10.2%	11.3%	11.5%
% of FP17s for the same patient ID Re-attending within 3 months - Adults	10	234	4.3%	13.5%	14.7%	15.4%
% of FP17s for the same patient ID Re-attending between 3 & 9 months - Children	0	91	0.0%	60.8%	60.8%	59.7%
% of FP17s for the same patient ID Re-attending between 3 & 9 months - Adults	0	234	0.0%	50.2%	52.8%	51.7%
% of FP17s for Band 1 Urgent Courses	25	325	7.7%	9.2%	8.2%	9.2%
% of FP17s Relating to Free Repair or Replacements	4	325	1.2%	0.7%	0.7%	0.7%
% of FP17s Relating to Continuations	4	325	1.2%	0.8%	0.8%	0.8%
% of Patients satisfied with the dentistry they have received	0	0	N/A	93.2%	93.2%	93.5%
% of Patients satisfied with the time they had to wait for an appointment	0	0	N/A	86.3%	88.5%	87.4%

* This is based on patients treated on this contract for their most recent course of treatment.

Figures in italics indicate the base number of FP17s or Patient Questionnaire responses are less than 100. N/A is shown where the base number of responses is less than 10 during the period. % is calculated as Quantity/Base number*100


Q56 - Vital Signs At a Glance Contract Report for 101226/0000 - September 2019

Name or company name	Apex Dental Care Ltd
Contract type name	GDS Contract
Purpose of contract	General
Contract start date	01/07/2019
Contract end date	

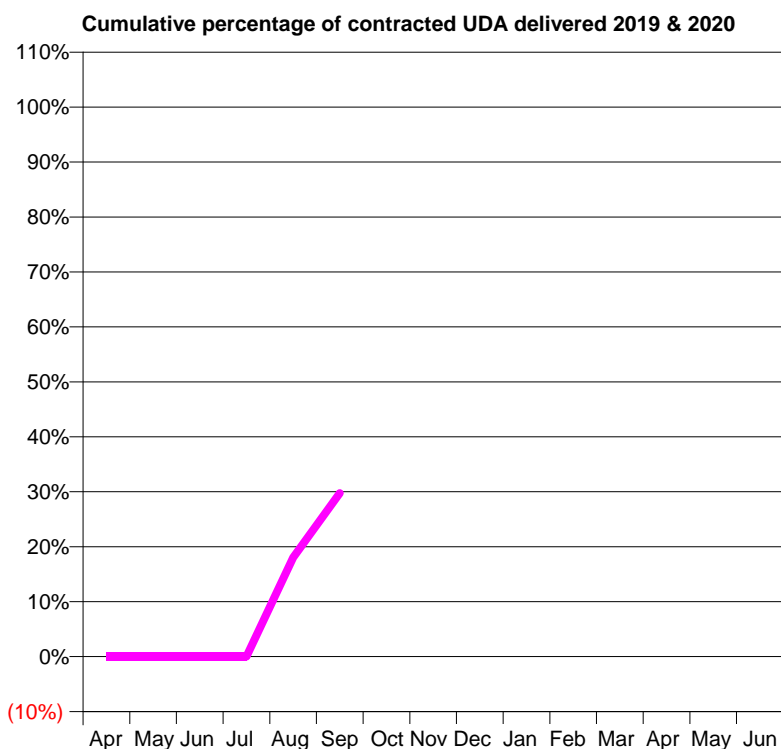
19/20 Contracted general activity (UDA)	4,875
Carry forward general activity (UDA)	0
19/20 Contracted orthodontic activity (UOA)	0
Carry forward orthodontic activity (UOA)	0
Baseline contract value	£130,553.53

ACCESS*

Patients seen in 24 months	Total	Change since previous quarter
Quarter ending September 2018	0	
Quarter ending December 2018	0	
Quarter ending March 2019	0	
Quarter ending June 2019	0	
Quarter ending September 2019	892	↑
Variance since September 2018	N/A	



ACTIVITY



Month	Adjusted Scheduled Activity (UDA)	
	2019	2020
April	0	0
May	0	0
June	0	0
July	0	0
August	0	879
September	0	1,449
October	0	0
November	0	0
December	0	0
January	0	0
February	0	0
March	0	0
April	0	0
May	0	0
June	0	0

QUALITY

	Quantity	Base Number	Contract	AT	Region	England
% of FP17s for the same patient ID Re-attending within 3 months - Children	7	354	2.0%	10.2%	11.3%	11.5%
% of FP17s for the same patient ID Re-attending within 3 months - Adults	24	545	4.4%	13.5%	14.7%	15.4%
% of FP17s for the same patient ID Re-attending between 3 & 9 months - Children	0	354	0.0%	60.8%	60.8%	59.7%
% of FP17s for the same patient ID Re-attending between 3 & 9 months - Adults	0	545	0.0%	50.2%	52.8%	51.7%
% of FP17s for Band 1 Urgent Courses	56	899	6.2%	9.2%	8.2%	9.2%
% of FP17s Relating to Free Repair or Replacements	6	899	0.7%	0.7%	0.7%	0.7%
% of FP17s Relating to Continuations	4	899	0.4%	0.8%	0.8%	0.8%
% of Patients satisfied with the dentistry they have received	0	0	N/A	93.2%	93.2%	93.5%
% of Patients satisfied with the time they had to wait for an appointment	0	0	N/A	86.3%	88.5%	87.4%

* This is based on patients treated on this contract for their most recent course of treatment. Figures in italics indicate the base number of FP17s or Patient Questionnaire responses are less than 100. N/A is shown where the base number of responses is less than 10 during the period. % is calculated as Quantity/Base number*100

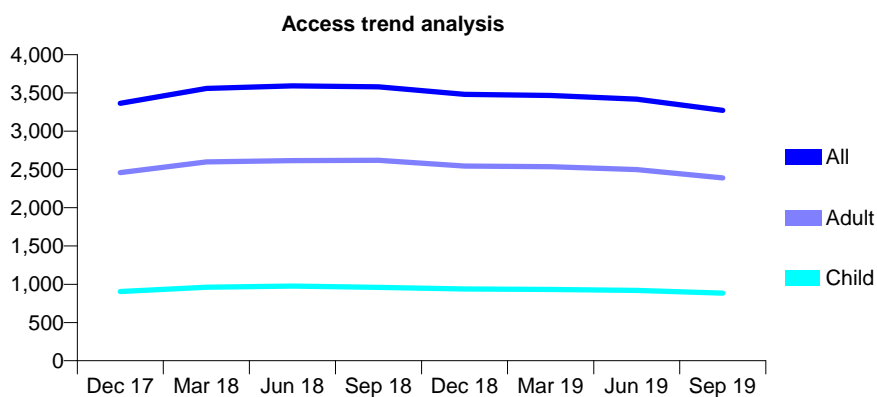
Q56 - Vital Signs At a Glance Contract Report for 101281/0029 - September 2019

Name or company name	OASIS DENTAL CARE LTD
Contract type name	GDS Contract
Purpose of contract	General
Contract start date	01/04/2006
Contract end date	

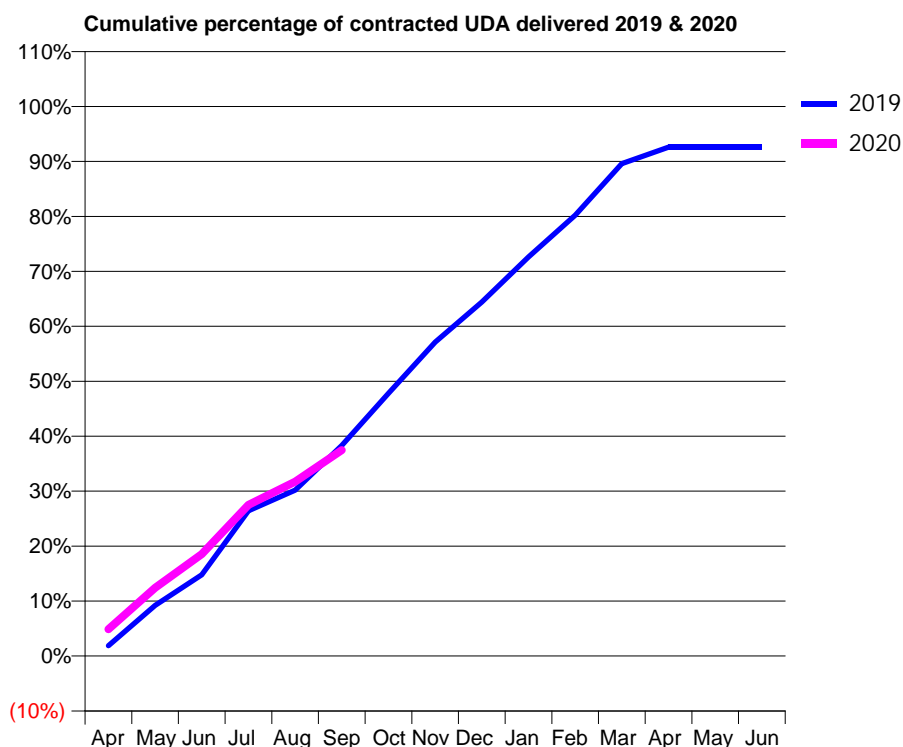
19/20 Contracted general activity (UDA)	7,953
Carry forward general activity (UDA)	0
19/20 Contracted orthodontic activity (UOA)	0
Carry forward orthodontic activity (UOA)	0
Baseline contract value	£199,673.81

ACCESS*

Patients seen in 24 months	Total	Change since previous quarter
Quarter ending September 2018	3,579	
Quarter ending December 2018	3,481	↓
Quarter ending March 2019	3,467	→
Quarter ending June 2019	3,418	↓
Quarter ending September 2019	3,272	↓
Variance since September 2018	(8.6%)	↓



ACTIVITY



Month	Adjusted Scheduled Activity (UDA)	
	2019	2020
April	150	389
May	733	988
June	1,177	1,473
July	2,102	2,187
August	2,401	2,523
September	3,046	2,978
October	3,801	
November	4,541	
December	5,121	
January	5,775	
February	6,380	
March	7,126	
April	7,363	
May	7,363	
June	7,363	

QUALITY

	Quantity	Base Number	Contract	AT	Region	England
% of FP17s for the same patient ID Re-attending within 3 months - Children	40	571	7.0%	10.2%	11.3%	11.5%
% of FP17s for the same patient ID Re-attending within 3 months - Adults	145	1,253	11.6%	13.5%	14.7%	15.4%
% of FP17s for the same patient ID Re-attending between 3 & 9 months - Children	349	571	61.1%	60.8%	60.8%	59.7%
% of FP17s for the same patient ID Re-attending between 3 & 9 months - Adults	554	1,253	44.2%	50.2%	52.8%	51.7%
% of FP17s for Band 1 Urgent Courses	150	1,722	8.7%	9.2%	8.2%	9.2%
% of FP17s Relating to Free Repair or Replacements	12	1,722	0.7%	0.7%	0.7%	0.7%
% of FP17s Relating to Continuations	13	1,722	0.8%	0.8%	0.8%	0.8%
% of Patients satisfied with the dentistry they have received	0	0	N/A	93.2%	93.2%	93.5%
% of Patients satisfied with the time they had to wait for an appointment	0	0	N/A	86.3%	88.5%	87.4%

* This is based on patients treated on this contract for their most recent course of treatment. Figures in italics indicate the base number of FP17s or Patient Questionnaire responses are less than 100. N/A is shown where the base number of responses is less than 10 during the period. % is calculated as Quantity/Base number*100

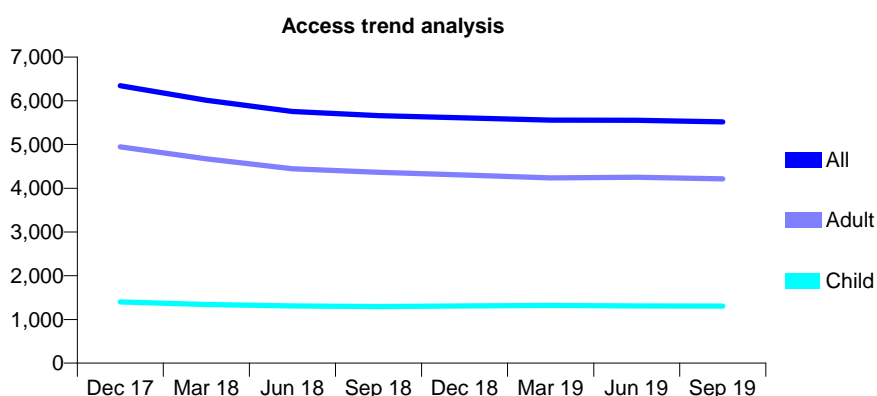
Q56 - Vital Signs At a Glance Contract Report for 101281/0058 - September 2019

Name or company name	OASIS DENTAL CARE LTD
Contract type name	GDS Contract
Purpose of contract	General and Orthodontic
Contract start date	01/04/2006
Contract end date	

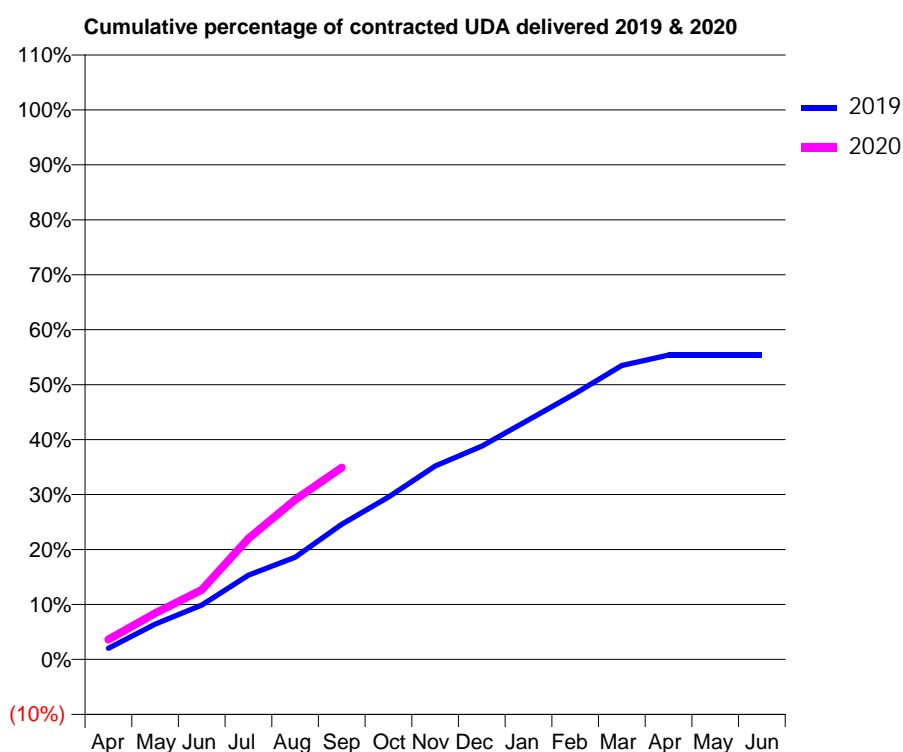
19/20 Contracted general activity (UDA)	17,430
Carry forward general activity (UDA)	0
19/20 Contracted orthodontic activity (UOA)	383
Carry forward orthodontic activity (UOA)	0
Baseline contract value	£434,356.64

ACCESS*

Patients seen in 24 months	Total	Change since previous quarter
Quarter ending September 2018	5,661	
Quarter ending December 2018	5,611	→
Quarter ending March 2019	5,558	→
Quarter ending June 2019	5,557	→
Quarter ending September 2019	5,518	→
Variance since September 2018	(2.5%)	↓



ACTIVITY



Month	2019	2020
April	470	633
May	1,499	1,465
June	2,305	2,204
July	3,581	3,836
August	4,339	5,063
September	5,739	6,084
October	6,893	
November	8,211	
December	9,056	
January	10,166	
February	11,289	
March	12,480	
April	12,925	
May	12,925	
June	12,925	

QUALITY

	Quantity	Base Number	Contract	AT	Region	England
% of FP17s for the same patient ID Re-attending within 3 months - Children	79	1,023	7.7%	10.2%	11.3%	11.5%
% of FP17s for the same patient ID Re-attending within 3 months - Adults	459	3,053	15.0%	13.5%	14.7%	15.4%
% of FP17s for the same patient ID Re-attending between 3 & 9 months - Children	653	1,023	63.8%	60.8%	60.8%	59.7%
% of FP17s for the same patient ID Re-attending between 3 & 9 months - Adults	1,763	3,053	57.7%	50.2%	52.8%	51.7%
% of FP17s for Band 1 Urgent Courses	424	3,825	11.1%	9.2%	8.2%	9.2%
% of FP17s Relating to Free Repair or Replacements	29	3,825	0.8%	0.7%	0.7%	0.7%
% of FP17s Relating to Continuations	51	3,825	1.3%	0.8%	0.8%	0.8%
% of Patients satisfied with the dentistry they have received	3	3	N/A	93.2%	93.2%	93.5%
% of Patients satisfied with the time they had to wait for an appointment	3	3	N/A	86.3%	88.5%	87.4%

* This is based on patients treated on this contract for their most recent course of treatment. Figures in italics indicate the base number of FP17s or Patient Questionnaire responses are less than 100. N/A is shown where the base number of responses is less than 10 during the period. % is calculated as Quantity/Base number*100

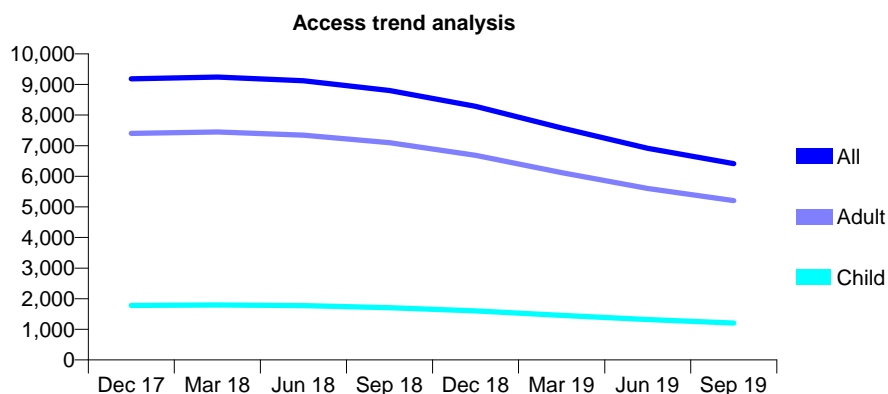
Q56 - Vital Signs At a Glance Contract Report for 101281/0195 - September 2019

Name or company name	OASIS DENTAL CARE LTD
Contract type name	GDS Contract
Purpose of contract	General
Contract start date	13/02/2009
Contract end date	

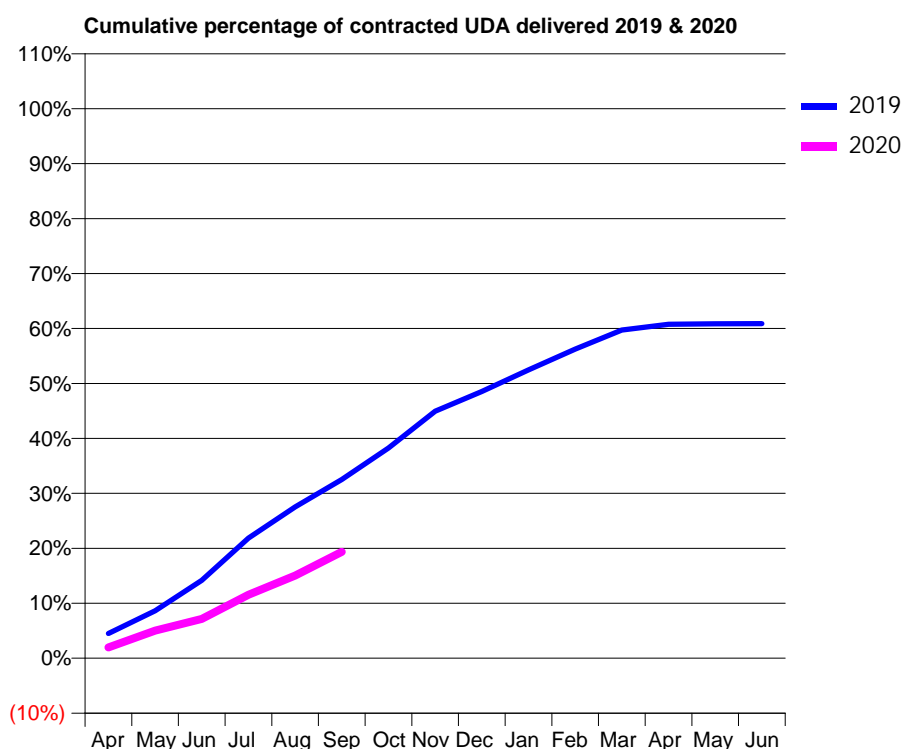
19/20 Contracted general activity (UDA)	28,270
Carry forward general activity (UDA)	0
19/20 Contracted orthodontic activity (UOA)	0
Carry forward orthodontic activity (UOA)	0
Baseline contract value	£667,464.22

ACCESS*

Patients seen in 24 months	Total	Change since previous quarter
Quarter ending September 2018	8,803	
Quarter ending December 2018	8,287	↓
Quarter ending March 2019	7,578	↓
Quarter ending June 2019	6,918	↓
Quarter ending September 2019	6,410	↓
Variance since September 2018	(27.2%)	↓



ACTIVITY



Adjusted Scheduled Activity (UDA)		
Month	2019	2020
April	1,273	556
May	2,446	1,426
June	4,009	2,019
July	6,180	3,265
August	7,782	4,258
September	9,196	5,472
October	10,818	
November	12,707	
December	13,726	
January	14,826	
February	15,900	
March	16,877	
April	17,184	
May	17,202	
June	17,209	

QUALITY

	Quantity	Base Number	Contract	AT	Region	England
% of FP17s for the same patient ID Re-attending within 3 months - Children	36	645	5.6%	10.2%	11.3%	11.5%
% of FP17s for the same patient ID Re-attending within 3 months - Adults	275	2,818	9.8%	13.5%	14.7%	15.4%
% of FP17s for the same patient ID Re-attending between 3 & 9 months - Children	376	645	58.3%	60.8%	60.8%	59.7%
% of FP17s for the same patient ID Re-attending between 3 & 9 months - Adults	1,715	2,818	60.9%	50.2%	52.8%	51.7%
% of FP17s for Band 1 Urgent Courses	257	3,325	7.7%	9.2%	8.2%	9.2%
% of FP17s Relating to Free Repair or Replacements	35	3,325	1.1%	0.7%	0.7%	0.7%
% of FP17s Relating to Continuations	33	3,325	1.0%	0.8%	0.8%	0.8%
% of Patients satisfied with the dentistry they have received	4	4	N/A	93.2%	93.2%	93.5%
% of Patients satisfied with the time they had to wait for an appointment	2	4	N/A	86.3%	88.5%	87.4%

* This is based on patients treated on this contract for their most recent course of treatment.

Figures in italics indicate the base number of FP17s or Patient Questionnaire responses are less than 100. N/A is shown where the base number of responses is less than 10 during the period. % is calculated as Quantity/Base number*100

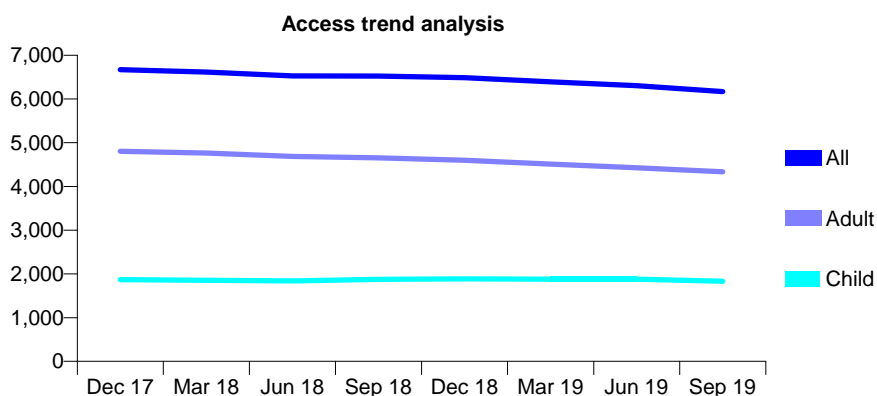
Q56 - Vital Signs At a Glance Contract Report for 101281/0198 - September 2019

Name or company name	OASIS DENTAL CARE LTD
Contract type name	PDS Contract
Purpose of contract	General
Contract start date	27/04/2009
Contract end date	31/03/2020

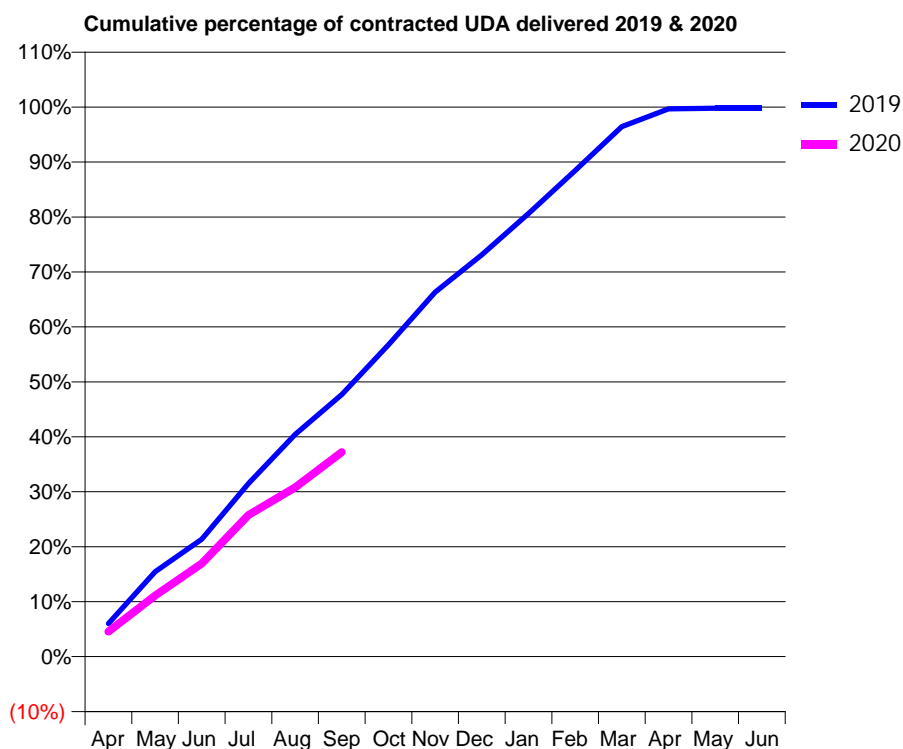
19/20 Contracted general activity (UDA)	17,904
Carry forward general activity (UDA)	41
19/20 Contracted orthodontic activity (UOA)	0
Carry forward orthodontic activity (UOA)	0
Baseline contract value	£422,727.34

ACCESS*

Patients seen in 24 months	Total	Change since previous quarter
Quarter ending September 2018	6,527	
Quarter ending December 2018	6,486	→
Quarter ending March 2019	6,391	↓
Quarter ending June 2019	6,307	↓
Quarter ending September 2019	6,169	↓
Variance since September 2018	(5.5%)	↓



ACTIVITY



Month	Adjusted Scheduled Activity (UDA)	
	2019	2020
April	1,076	819
May	2,766	1,988
June	3,824	3,036
July	5,642	4,614
August	7,241	5,517
September	8,538	6,661
October	10,160	
November	11,877	
December	13,087	
January	14,436	
February	15,837	
March	17,268	
April	17,845	
May	17,863	
June	17,863	

QUALITY

	Quantity	Base Number	Contract	AT	Region	England
% of FP17s for the same patient ID Re-attending within 3 months - Children	88	1,270	6.9%	10.2%	11.3%	11.5%
% of FP17s for the same patient ID Re-attending within 3 months - Adults	401	3,012	13.3%	13.5%	14.7%	15.4%
% of FP17s for the same patient ID Re-attending between 3 & 9 months - Children	832	1,270	65.5%	60.8%	60.8%	59.7%
% of FP17s for the same patient ID Re-attending between 3 & 9 months - Adults	1,767	3,012	58.7%	50.2%	52.8%	51.7%
% of FP17s for Band 1 Urgent Courses	291	3,964	7.3%	9.2%	8.2%	9.2%
% of FP17s Relating to Free Repair or Replacements	67	3,964	1.7%	0.7%	0.7%	0.7%
% of FP17s Relating to Continuations	44	3,964	1.1%	0.8%	0.8%	0.8%
% of Patients satisfied with the dentistry they have received	1	1	N/A	93.2%	93.2%	93.5%
% of Patients satisfied with the time they had to wait for an appointment	1	1	N/A	86.3%	88.5%	87.4%

* This is based on patients treated on this contract for their most recent course of treatment. Figures in italics indicate the base number of FP17s or Patient Questionnaire responses are less than 100. N/A is shown where the base number of responses is less than 10 during the period. % is calculated as Quantity/Base number*100

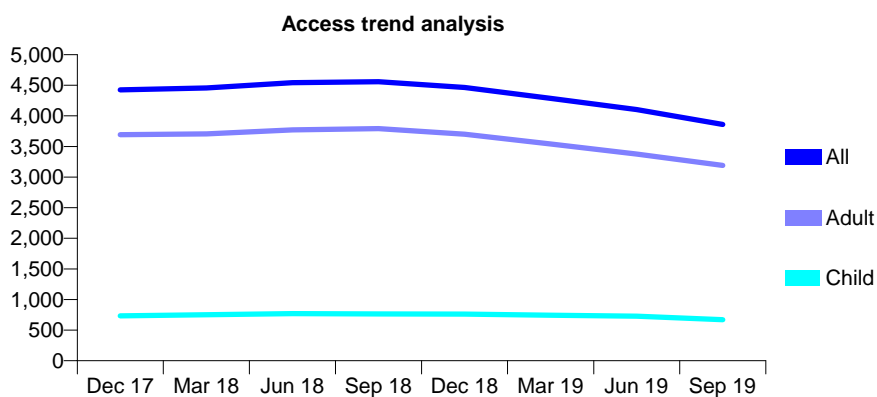
Q56 - Vital Signs At a Glance Contract Report for 101338/0092 - September 2019

Name or company name	Whitecross Dental Care Limited
Contract type name	GDS Contract
Purpose of contract	General
Contract start date	28/07/2009
Contract end date	

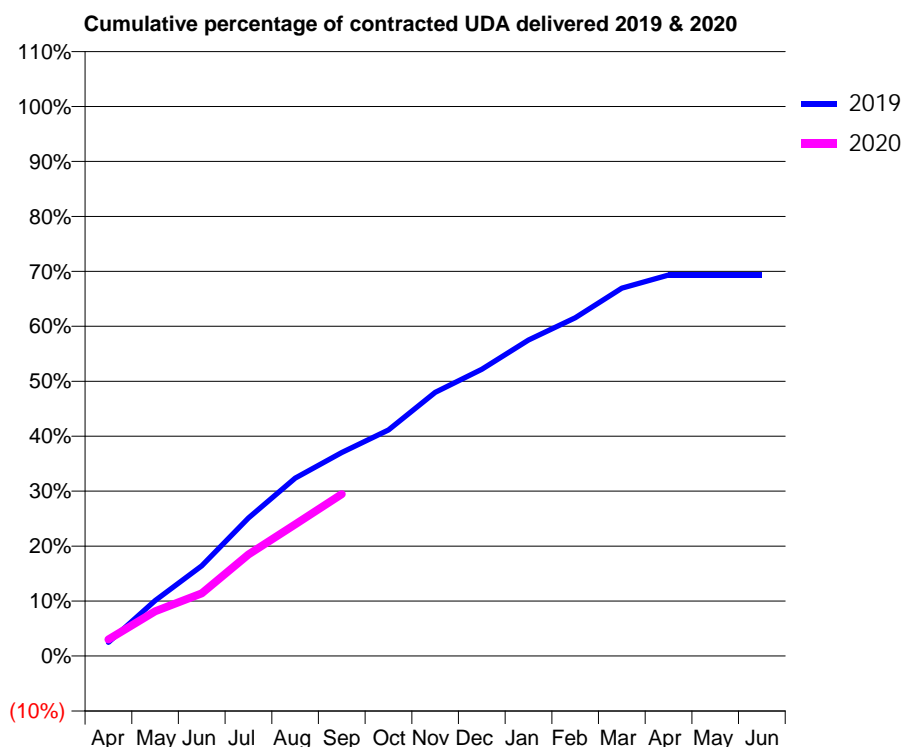
19/20 Contracted general activity (UDA)	13,186
Carry forward general activity (UDA)	0
19/20 Contracted orthodontic activity (UOA)	0
Carry forward orthodontic activity (UOA)	0
Baseline contract value	£343,990.62

ACCESS*

Patients seen in 24 months	Total	Change since previous quarter
Quarter ending September 2018	4,558	
Quarter ending December 2018	4,462	↓
Quarter ending March 2019	4,286	↓
Quarter ending June 2019	4,104	↓
Quarter ending September 2019	3,860	↓
Variance since September 2018	(15.3%)	↓



ACTIVITY



Month	Adjusted Scheduled Activity (UDA)	
	2019	2020
April	329	398
May	1,330	1,073
June	2,165	1,504
July	3,314	2,438
August	4,268	3,161
September	4,883	3,886
October	5,426	
November	6,328	
December	6,882	
January	7,581	
February	8,117	
March	8,826	
April	9,139	
May	9,139	
June	9,139	

QUALITY

	Quantity	Base Number	Contract	AT	Region	England
% of FP17s for the same patient ID Re-attending within 3 months - Children	18	392	4.6%	10.2%	11.3%	11.5%
% of FP17s for the same patient ID Re-attending within 3 months - Adults	177	1,505	11.8%	13.5%	14.7%	15.4%
% of FP17s for the same patient ID Re-attending between 3 & 9 months - Children	201	392	51.3%	60.8%	60.8%	59.7%
% of FP17s for the same patient ID Re-attending between 3 & 9 months - Adults	578	1,505	38.4%	50.2%	52.8%	51.7%
% of FP17s for Band 1 Urgent Courses	138	1,766	7.8%	9.2%	8.2%	9.2%
% of FP17s Relating to Free Repair or Replacements	4	1,766	0.2%	0.7%	0.7%	0.7%
% of FP17s Relating to Continuations	18	1,766	1.0%	0.8%	0.8%	0.8%
% of Patients satisfied with the dentistry they have received	0	1	N/A	93.2%	93.2%	93.5%
% of Patients satisfied with the time they had to wait for an appointment	1	1	N/A	86.3%	88.5%	87.4%

* This is based on patients treated on this contract for their most recent course of treatment. Figures in italics indicate the base number of FP17s or Patient Questionnaire responses are less than 100. N/A is shown where the base number of responses is less than 10 during the period. % is calculated as Quantity/Base number*100

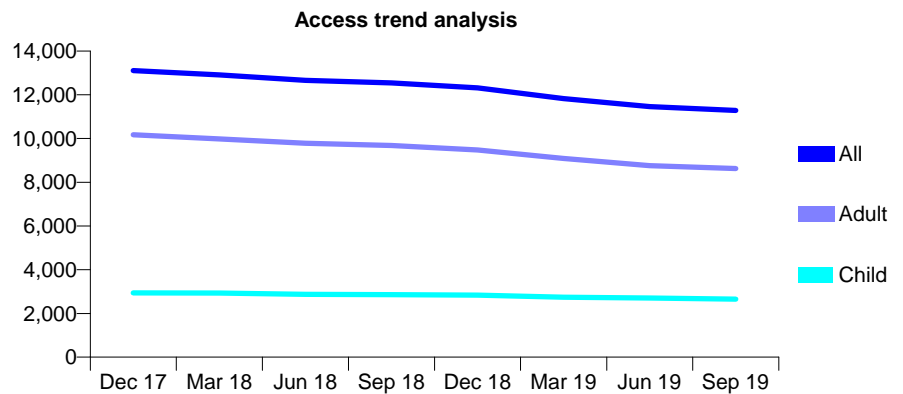
Q56 - Vital Signs At a Glance Contract Report for 101338/0125 - September 2019

Name or company name	Whitecross Dental Care Limited
Contract type name	GDS Contract
Purpose of contract	General
Contract start date	01/10/2010
Contract end date	

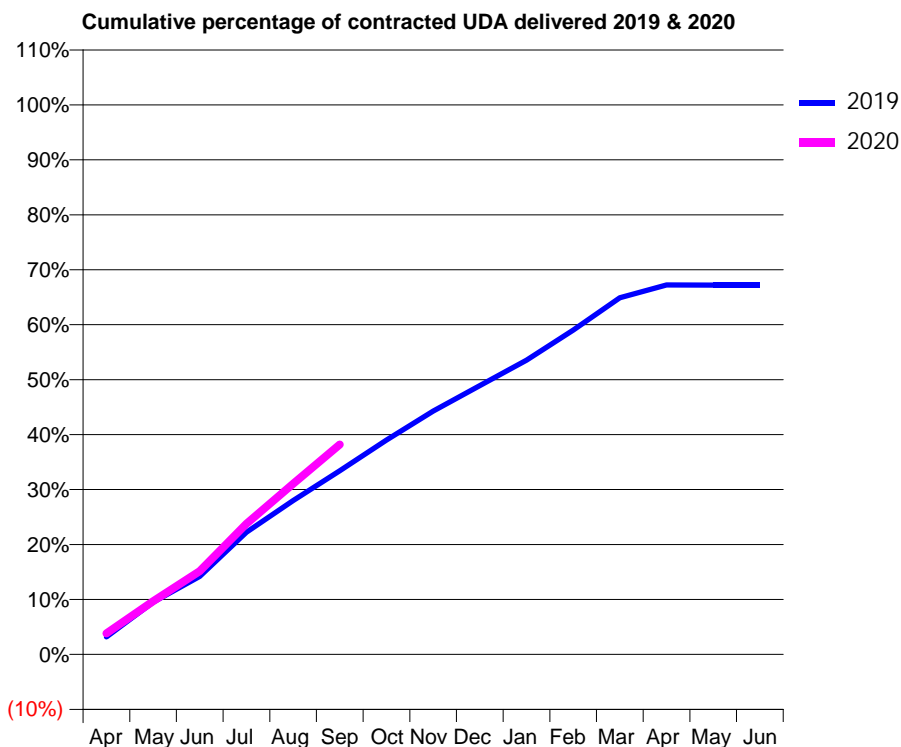
19/20 Contracted general activity (UDA)	35,000
Carry forward general activity (UDA)	0
19/20 Contracted orthodontic activity (UOA)	0
Carry forward orthodontic activity (UOA)	0
Baseline contract value	£944,893.60

ACCESS*

Patients seen in 24 months	Total	Change since previous quarter
Quarter ending September 2018	12,544	
Quarter ending December 2018	12,316	↓
Quarter ending March 2019	11,828	↓
Quarter ending June 2019	11,459	↓
Quarter ending September 2019	11,280	↓
Variance since September 2018	(10.1%)	↓



ACTIVITY



Month	Adjusted Scheduled Activity (UDA)	
	2019	2020
April	1,435	1,334
May	4,286	3,394
June	6,393	5,305
July	10,004	8,318
August	12,608	10,878
September	15,039	13,368
October	17,551	
November	19,928	
December	22,014	
January	24,096	
February	26,554	
March	29,202	
April	30,252	
May	30,248	
June	30,242	

QUALITY

	Quantity	Base Number	Contract	AT	Region	England
% of FP17s for the same patient ID Re-attending within 3 months - Children	78	1,763	4.4%	10.2%	11.3%	11.5%
% of FP17s for the same patient ID Re-attending within 3 months - Adults	369	4,587	8.0%	13.5%	14.7%	15.4%
% of FP17s for the same patient ID Re-attending between 3 & 9 months - Children	978	1,763	55.5%	60.8%	60.8%	59.7%
% of FP17s for the same patient ID Re-attending between 3 & 9 months - Adults	2,061	4,587	44.9%	50.2%	52.8%	51.7%
% of FP17s for Band 1 Urgent Courses	300	5,929	5.1%	9.2%	8.2%	9.2%
% of FP17s Relating to Free Repair or Replacements	16	5,929	0.3%	0.7%	0.7%	0.7%
% of FP17s Relating to Continuations	66	5,929	1.1%	0.8%	0.8%	0.8%
% of Patients satisfied with the dentistry they have received	3	4	N/A	93.2%	93.2%	93.5%
% of Patients satisfied with the time they had to wait for an appointment	3	4	N/A	86.3%	88.5%	87.4%

* This is based on patients treated on this contract for their most recent course of treatment. Figures in italics indicate the base number of FP17s or Patient Questionnaire responses are less than 100. N/A is shown where the base number of responses is less than 10 during the period. % is calculated as Quantity/Base number*100

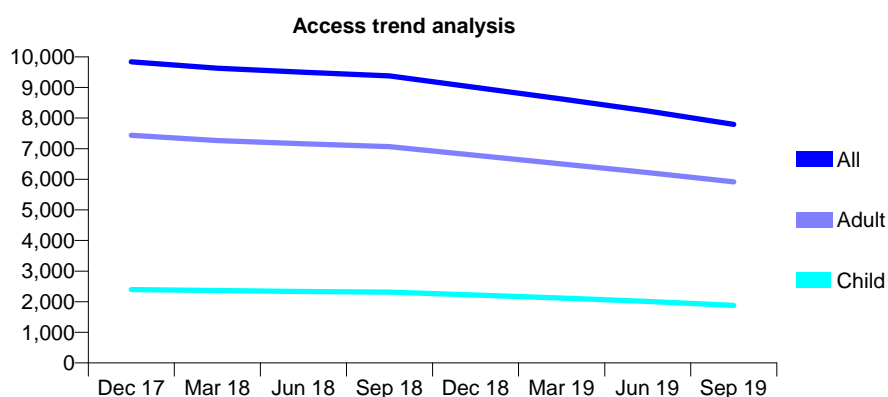
Q56 - Vital Signs At a Glance Contract Report for 101338/0126 - September 2019

Name or company name	Whitecross Dental Care Limited
Contract type name	GDS Contract
Purpose of contract	General
Contract start date	01/10/2010
Contract end date	

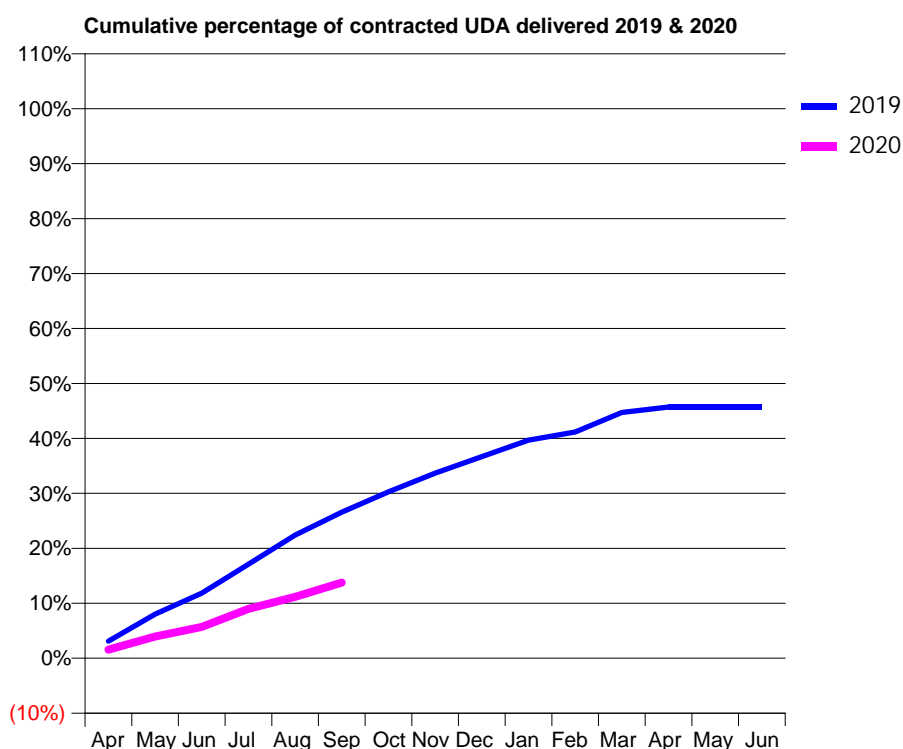
19/20 Contracted general activity (UDA)	41,356
Carry forward general activity (UDA)	0
19/20 Contracted orthodontic activity (UOA)	0
Carry forward orthodontic activity (UOA)	0
Baseline contract value	£1,116,211.87

ACCESS*

Patients seen in 24 months	Total	Change since previous quarter
Quarter ending September 2018	9,379	
Quarter ending December 2018	9,002	↓
Quarter ending March 2019	8,625	↓
Quarter ending June 2019	8,231	↓
Quarter ending September 2019	7,791	↓
Variance since September 2018	(16.9%)	↓



ACTIVITY



Month	2019	2020
April	1,276	645
May	3,318	1,634
June	4,888	2,357
July	7,080	3,715
August	9,272	4,623
September	10,995	5,697
October	12,518	
November	13,937	
December	15,167	
January	16,413	
February	17,026	
March	18,494	
April	18,904	
May	18,905	
June	18,905	

QUALITY

	Quantity	Base Number	Contract	AT	Region	England
% of FP17s for the same patient ID Re-attending within 3 months - Children	55	860	6.4%	10.2%	11.3%	11.5%
% of FP17s for the same patient ID Re-attending within 3 months - Adults	269	2,343	11.5%	13.5%	14.7%	15.4%
% of FP17s for the same patient ID Re-attending between 3 & 9 months - Children	410	860	47.7%	60.8%	60.8%	59.7%
% of FP17s for the same patient ID Re-attending between 3 & 9 months - Adults	1,040	2,343	44.4%	50.2%	52.8%	51.7%
% of FP17s for Band 1 Urgent Courses	304	2,993	10.2%	9.2%	8.2%	9.2%
% of FP17s Relating to Free Repair or Replacements	20	2,993	0.7%	0.7%	0.7%	0.7%
% of FP17s Relating to Continuations	28	2,993	0.9%	0.8%	0.8%	0.8%
% of Patients satisfied with the dentistry they have received	1	1	N/A	93.2%	93.2%	93.5%
% of Patients satisfied with the time they had to wait for an appointment	1	1	N/A	86.3%	88.5%	87.4%

* This is based on patients treated on this contract for their most recent course of treatment.

Figures in italics indicate the base number of FP17s or Patient Questionnaire responses are less than 100. N/A is shown where the base number of responses is less than 10 during the period. % is calculated as Quantity/Base number*100

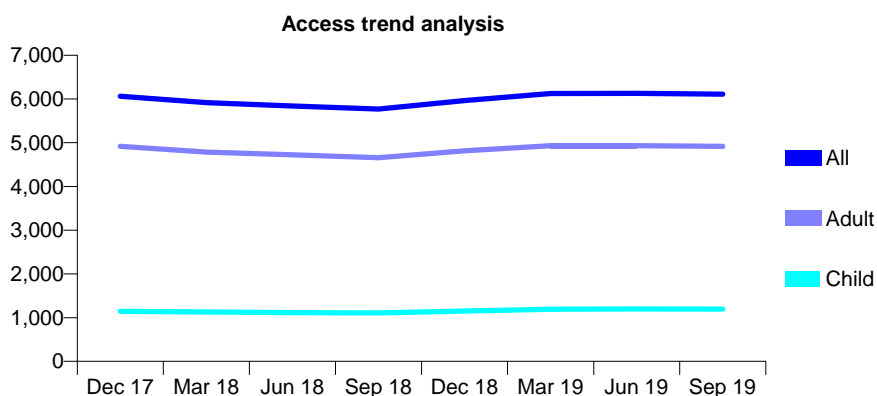
Q56 - Vital Signs At a Glance Contract Report for 101338/0128 - September 2019

Name or company name	Whitecross Dental Care Limited
Contract type name	GDS Contract
Purpose of contract	General
Contract start date	01/10/2010
Contract end date	

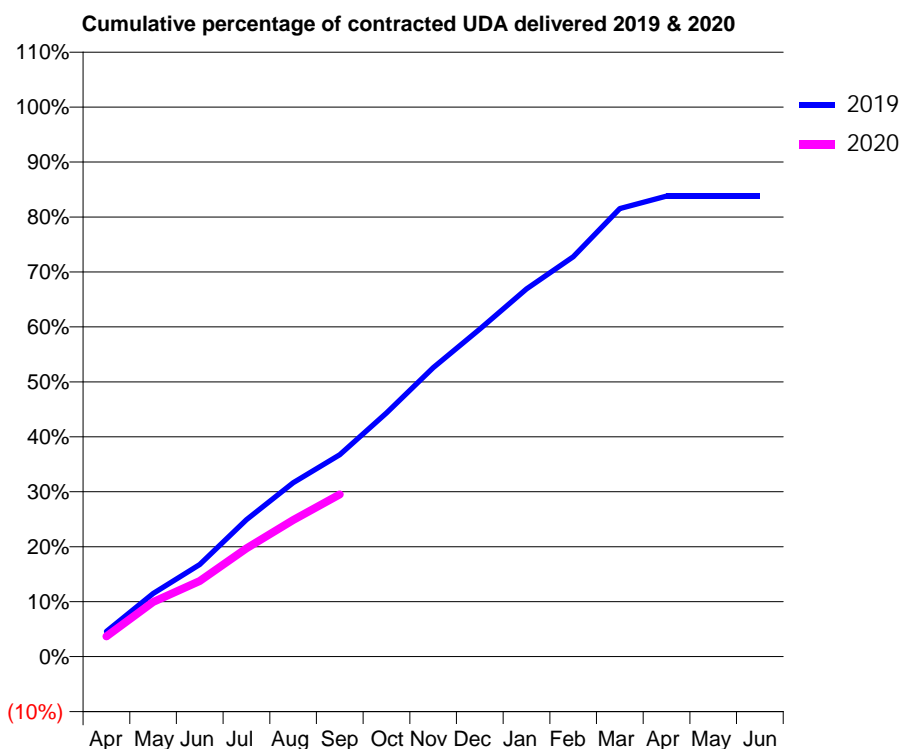
19/20 Contracted general activity (UDA)	21,000
Carry forward general activity (UDA)	0
19/20 Contracted orthodontic activity (UOA)	0
Carry forward orthodontic activity (UOA)	0
Baseline contract value	£572,034.70

ACCESS*

Patients seen in 24 months	Total	Change since previous quarter
Quarter ending September 2018	5,769	
Quarter ending December 2018	5,966	↑
Quarter ending March 2019	6,127	↑
Quarter ending June 2019	6,129	→
Quarter ending September 2019	6,111	→
Variance since September 2018	5.9%	↑



ACTIVITY



Month	Adjusted Scheduled Activity (UDA)	
	2019	2020
April	963	772
May	2,411	2,090
June	3,519	2,893
July	5,232	4,133
August	6,650	5,222
September	7,712	6,202
October	9,312	
November	11,039	
December	12,516	
January	14,053	
February	15,281	
March	17,121	
April	17,597	
May	17,600	
June	17,600	

QUALITY

	Quantity	Base Number	Contract	AT	Region	England
% of FP17s for the same patient ID Re-attending within 3 months - Children	46	758	6.1%	10.2%	11.3%	11.5%
% of FP17s for the same patient ID Re-attending within 3 months - Adults	323	2,797	11.5%	13.5%	14.7%	15.4%
% of FP17s for the same patient ID Re-attending between 3 & 9 months - Children	397	758	52.4%	60.8%	60.8%	59.7%
% of FP17s for the same patient ID Re-attending between 3 & 9 months - Adults	1,227	2,797	43.9%	50.2%	52.8%	51.7%
% of FP17s for Band 1 Urgent Courses	403	3,326	12.1%	9.2%	8.2%	9.2%
% of FP17s Relating to Free Repair or Replacements	23	3,326	0.7%	0.7%	0.7%	0.7%
% of FP17s Relating to Continuations	20	3,326	0.6%	0.8%	0.8%	0.8%
% of Patients satisfied with the dentistry they have received	3	4	N/A	93.2%	93.2%	93.5%
% of Patients satisfied with the time they had to wait for an appointment	4	4	N/A	86.3%	88.5%	87.4%

* This is based on patients treated on this contract for their most recent course of treatment. Figures in italics indicate the base number of FP17s or Patient Questionnaire responses are less than 100. N/A is shown where the base number of responses is less than 10 during the period. % is calculated as Quantity/Base number*100

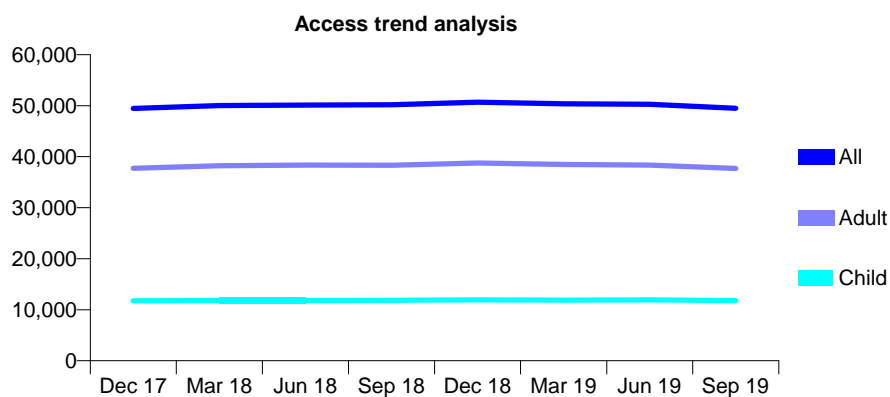
Q56 - Vital Signs At a Glance Contract Report for 101370/0004 - September 2019

Name or company name	Petrie Tucker & Partners Ltd
Contract type name	GDS Contract
Purpose of contract	General
Contract start date	01/04/2006
Contract end date	

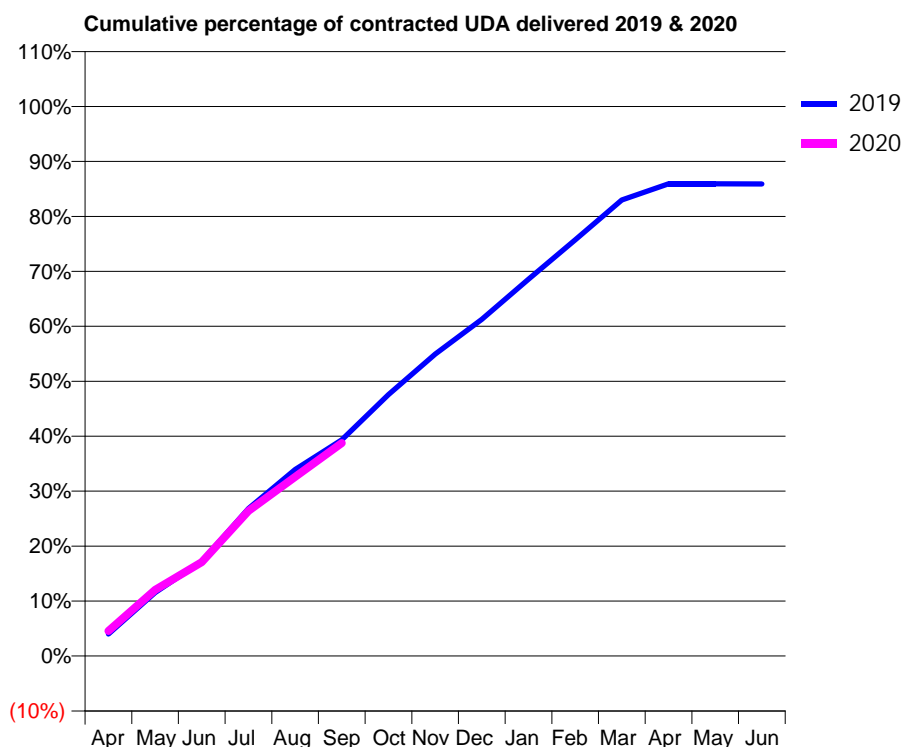
19/20 Contracted general activity (UDA)	138,567
Carry forward general activity (UDA)	0
19/20 Contracted orthodontic activity (UOA)	0
Carry forward orthodontic activity (UOA)	0
Baseline contract value	£3,671,153.80

ACCESS*

Patients seen in 24 months	Total	Change since previous quarter
Quarter ending September 2018	50,180	
Quarter ending December 2018	50,686	→
Quarter ending March 2019	50,355	→
Quarter ending June 2019	50,288	→
Quarter ending September 2019	49,468	↓
Variance since September 2018	(1.4%)	↓



ACTIVITY



Month	Adjusted Scheduled Activity (UDA)	
	2019	2020
April	5,815	6,329
May	16,702	16,681
June	24,941	23,665
July	38,777	36,564
August	49,080	45,178
September	56,862	53,681
October	68,770	
November	79,446	
December	88,566	
January	99,142	
February	109,494	
March	119,987	
April	124,222	
May	124,218	
June	124,198	

QUALITY

	Quantity	Base Number	Contract	AT	Region	England
% of FP17s for the same patient ID Re-attending within 3 months - Children	379	8,525	4.4%	10.2%	11.3%	11.5%
% of FP17s for the same patient ID Re-attending within 3 months - Adults	1,804	22,316	8.1%	13.5%	14.7%	15.4%
% of FP17s for the same patient ID Re-attending between 3 & 9 months - Children	5,430	8,525	63.7%	60.8%	60.8%	59.7%
% of FP17s for the same patient ID Re-attending between 3 & 9 months - Adults	11,229	22,316	50.3%	50.2%	52.8%	51.7%
% of FP17s for Band 1 Urgent Courses	1,058	28,758	3.7%	9.2%	8.2%	9.2%
% of FP17s Relating to Free Repair or Replacements	130	28,758	0.5%	0.7%	0.7%	0.7%
% of FP17s Relating to Continuations	196	28,758	0.7%	0.8%	0.8%	0.8%
% of Patients satisfied with the dentistry they have received	9	11	81.8%	93.2%	93.2%	93.5%
% of Patients satisfied with the time they had to wait for an appointment	10	11	90.9%	86.3%	88.5%	87.4%

* This is based on patients treated on this contract for their most recent course of treatment.

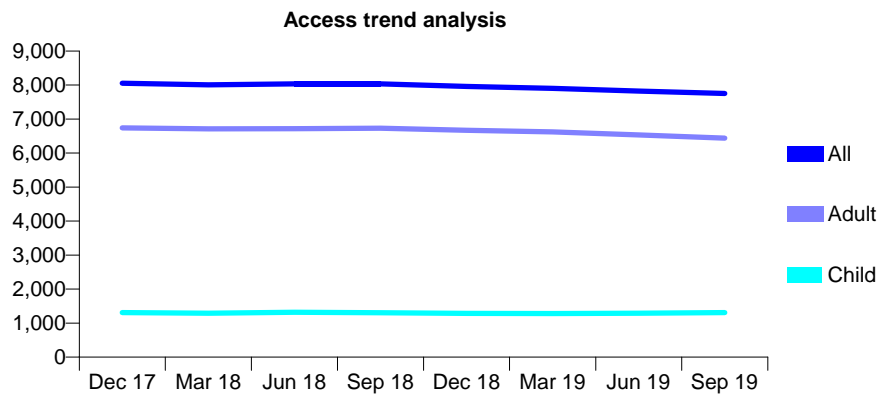
Figures in italics indicate the base number of FP17s or Patient Questionnaire responses are less than 100. N/A is shown where the base number of responses is less than 10 during the period. % is calculated as Quantity/Base number*100

Q56 - Vital Signs At a Glance Contract Report for 101435/0009 - September 2019

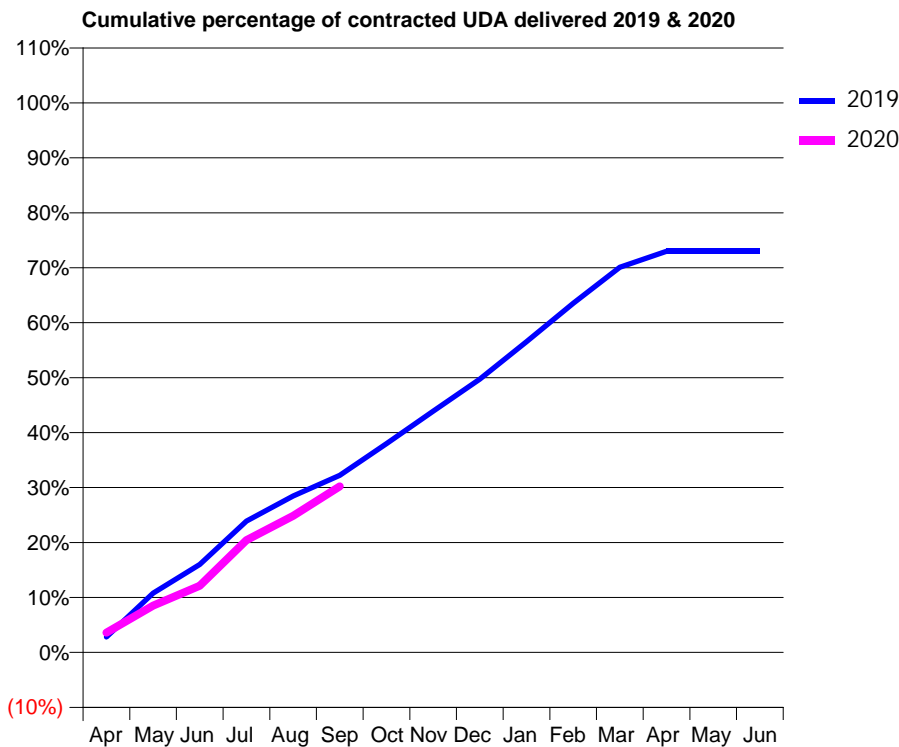
Name or company name	IDH Limited	19/20 Contracted general activity (UDA)	25,917
Contract type name	GDS Contract	Carry forward general activity (UDA)	0
Purpose of contract	General	19/20 Contracted orthodontic activity (UOA)	0
Contract start date	01/04/2006	Carry forward orthodontic activity (UOA)	0
Contract end date		Baseline contract value	£580,611.81

ACCESS*

Patients seen in 24 months	Total	Change since previous quarter
Quarter ending September 2018	8,035	
Quarter ending December 2018	7,959	→
Quarter ending March 2019	7,904	→
Quarter ending June 2019	7,827	→
Quarter ending September 2019	7,752	→
Variance since September 2018	(3.5%)	↓



ACTIVITY



Month	2019	2020
April	728	936
May	2,793	2,208
June	4,145	3,141
July	6,194	5,294
August	7,380	6,440
September	8,357	7,835
October	9,845	
November	11,382	
December	12,891	
January	14,650	
February	16,463	
March	18,158	
April	18,924	
May	18,912	
June	18,912	

QUALITY

	Quantity	Base Number	Contract	AT	Region	England
% of FP17s for the same patient ID Re-attending within 3 months - Children	46	910	5.1%	10.2%	11.3%	11.5%
% of FP17s for the same patient ID Re-attending within 3 months - Adults	496	3,776	13.1%	13.5%	14.7%	15.4%
% of FP17s for the same patient ID Re-attending between 3 & 9 months - Children	446	910	49.0%	60.8%	60.8%	59.7%
% of FP17s for the same patient ID Re-attending between 3 & 9 months - Adults	1,465	3,776	38.8%	50.2%	52.8%	51.7%
% of FP17s for Band 1 Urgent Courses	296	4,309	6.9%	9.2%	8.2%	9.2%
% of FP17s Relating to Free Repair or Replacements	21	4,309	0.5%	0.7%	0.7%	0.7%
% of FP17s Relating to Continuations	117	4,309	2.7%	0.8%	0.8%	0.8%
% of Patients satisfied with the dentistry they have received	0	0	N/A	93.2%	93.2%	93.5%
% of Patients satisfied with the time they had to wait for an appointment	0	0	N/A	86.3%	88.5%	87.4%

* This is based on patients treated on this contract for their most recent course of treatment. Figures in italics indicate the base number of FP17s or Patient Questionnaire responses are less than 100. N/A is shown where the base number of responses is less than 10 during the period. % is calculated as Quantity/Base number*100

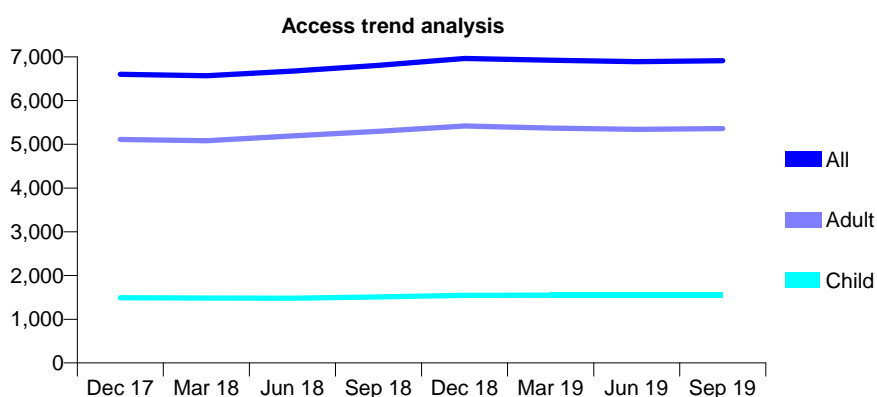
Q56 - Vital Signs At a Glance Contract Report for 101435/0010 - September 2019

Name or company name	IDH Limited
Contract type name	GDS Contract
Purpose of contract	General
Contract start date	01/04/2006
Contract end date	

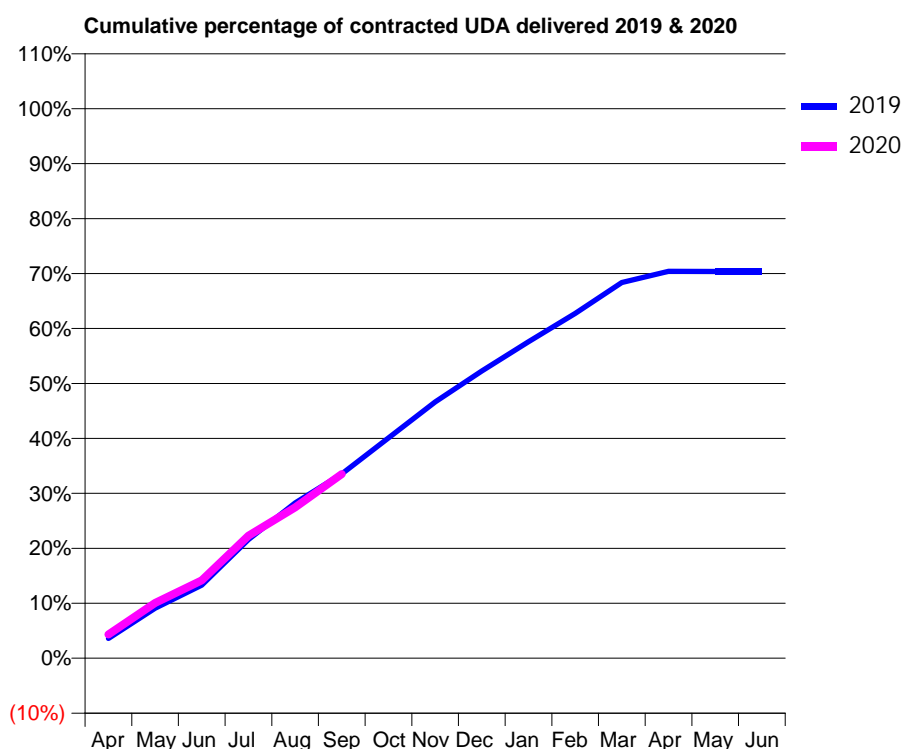
19/20 Contracted general activity (UDA)	21,213
Carry forward general activity (UDA)	0
19/20 Contracted orthodontic activity (UOA)	0
Carry forward orthodontic activity (UOA)	0
Baseline contract value	£630,433.66

ACCESS*

Patients seen in 24 months	Total	Change since previous quarter
Quarter ending September 2018	6,807	
Quarter ending December 2018	6,964	↑
Quarter ending March 2019	6,921	→
Quarter ending June 2019	6,892	→
Quarter ending September 2019	6,913	→
Variance since September 2018	1.6%	→



ACTIVITY



Month	Adjusted Scheduled Activity (UDA)	
	2019	2020
April	767	917
May	1,935	2,131
June	2,826	3,005
July	4,577	4,727
August	5,995	5,827
September	7,112	7,107
October	8,508	
November	9,894	
December	11,086	
January	12,221	
February	13,307	
March	14,502	
April	14,937	
May	14,929	
June	14,928	

QUALITY

	Quantity	Base Number	Contract	AT	Region	England
% of FP17s for the same patient ID Re-attending within 3 months - Children	35	954	3.7%	10.2%	11.3%	11.5%
% of FP17s for the same patient ID Re-attending within 3 months - Adults	176	2,823	6.2%	13.5%	14.7%	15.4%
% of FP17s for the same patient ID Re-attending between 3 & 9 months - Children	431	954	45.2%	60.8%	60.8%	59.7%
% of FP17s for the same patient ID Re-attending between 3 & 9 months - Adults	1,180	2,823	41.8%	50.2%	52.8%	51.7%
% of FP17s for Band 1 Urgent Courses	181	3,570	5.1%	9.2%	8.2%	9.2%
% of FP17s Relating to Free Repair or Replacements	12	3,570	0.3%	0.7%	0.7%	0.7%
% of FP17s Relating to Continuations	20	3,570	0.6%	0.8%	0.8%	0.8%
% of Patients satisfied with the dentistry they have received	2	2	N/A	93.2%	93.2%	93.5%
% of Patients satisfied with the time they had to wait for an appointment	2	2	N/A	86.3%	88.5%	87.4%

* This is based on patients treated on this contract for their most recent course of treatment.

Figures in italics indicate the base number of FP17s or Patient Questionnaire responses are less than 100. N/A is shown where the base number of responses is less than 10 during the period. % is calculated as Quantity/Base number*100

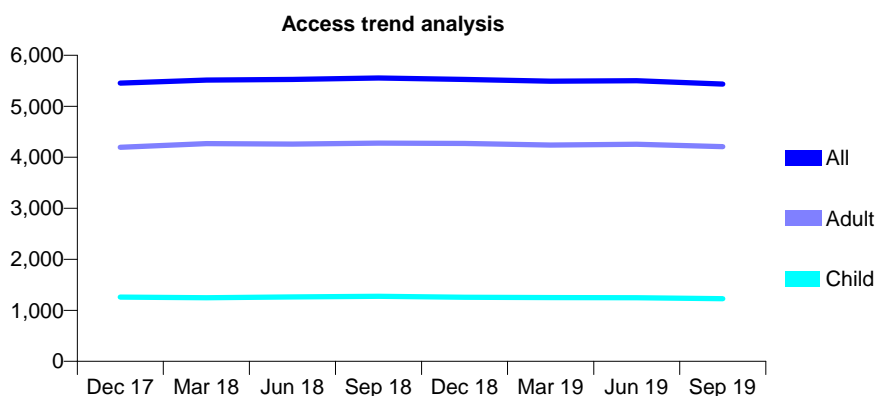
Q56 - Vital Signs At a Glance Contract Report for 101435/0011 - September 2019

Name or company name	IDH Limited
Contract type name	GDS Contract
Purpose of contract	General
Contract start date	01/04/2006
Contract end date	

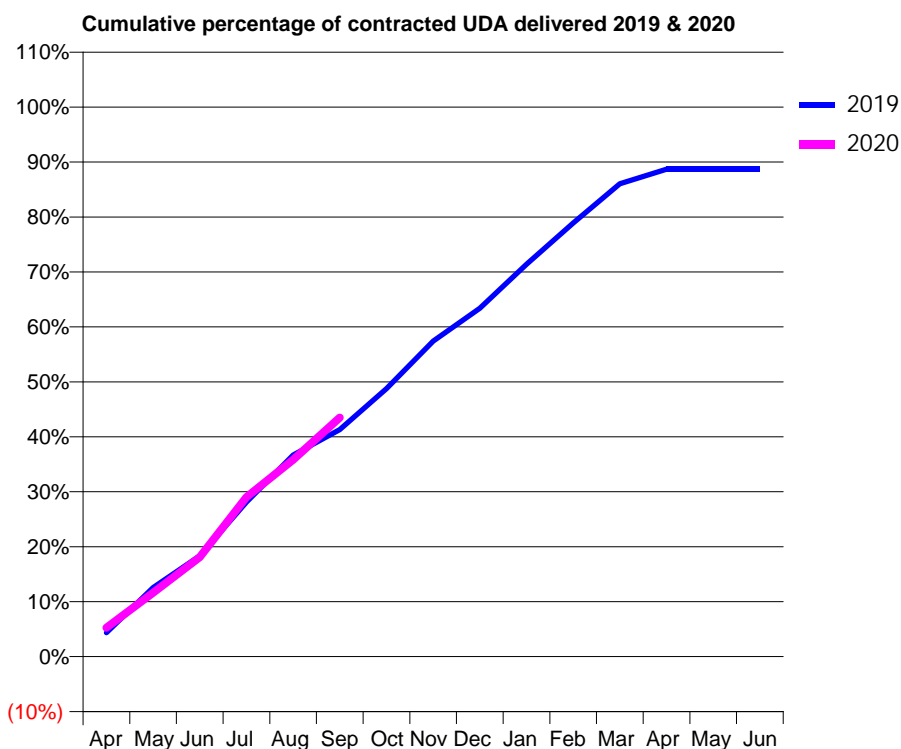
19/20 Contracted general activity (UDA)	13,000
Carry forward general activity (UDA)	0
19/20 Contracted orthodontic activity (UOA)	0
Carry forward orthodontic activity (UOA)	0
Baseline contract value	£301,457.68

ACCESS*

Patients seen in 24 months	Total	Change since previous quarter
Quarter ending September 2018	5,554	
Quarter ending December 2018	5,525	→
Quarter ending March 2019	5,492	→
Quarter ending June 2019	5,503	→
Quarter ending September 2019	5,437	↓
Variance since September 2018	(2.1%)	↓



ACTIVITY



Month	Adjusted Scheduled Activity (UDA)	
	2019	2020
April	609	682
May	1,763	1,513
June	2,567	2,356
July	3,937	3,774
August	5,135	4,657
September	5,784	5,655
October	6,828	
November	8,036	
December	8,874	
January	9,998	
February	11,047	
March	12,045	
April	12,416	
May	12,417	
June	12,416	

QUALITY

	Quantity	Base Number	Contract	AT	Region	England
% of FP17s for the same patient ID Re-attending within 3 months - Children	20	870	2.3%	10.2%	11.3%	11.5%
% of FP17s for the same patient ID Re-attending within 3 months - Adults	159	2,307	6.9%	13.5%	14.7%	15.4%
% of FP17s for the same patient ID Re-attending between 3 & 9 months - Children	511	870	58.7%	60.8%	60.8%	59.7%
% of FP17s for the same patient ID Re-attending between 3 & 9 months - Adults	623	2,307	27.0%	50.2%	52.8%	51.7%
% of FP17s for Band 1 Urgent Courses	135	2,993	4.5%	9.2%	8.2%	9.2%
% of FP17s Relating to Free Repair or Replacements	8	2,993	0.3%	0.7%	0.7%	0.7%
% of FP17s Relating to Continuations	23	2,993	0.8%	0.8%	0.8%	0.8%
% of Patients satisfied with the dentistry they have received	1	1	N/A	93.2%	93.2%	93.5%
% of Patients satisfied with the time they had to wait for an appointment	0	1	N/A	86.3%	88.5%	87.4%

* This is based on patients treated on this contract for their most recent course of treatment. Figures in italics indicate the base number of FP17s or Patient Questionnaire responses are less than 100. N/A is shown where the base number of responses is less than 10 during the period. % is calculated as Quantity/Base number*100

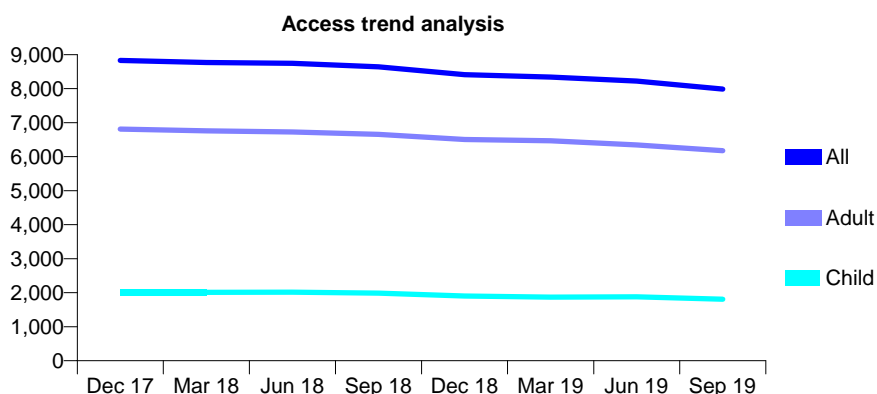
Q56 - Vital Signs At a Glance Contract Report for 101435/0017 - September 2019

Name or company name	IDH Limited
Contract type name	GDS Contract
Purpose of contract	General
Contract start date	01/04/2006
Contract end date	

19/20 Contracted general activity (UDA)	34,178
Carry forward general activity (UDA)	0
19/20 Contracted orthodontic activity (UOA)	0
Carry forward orthodontic activity (UOA)	0
Baseline contract value	£774,902.60

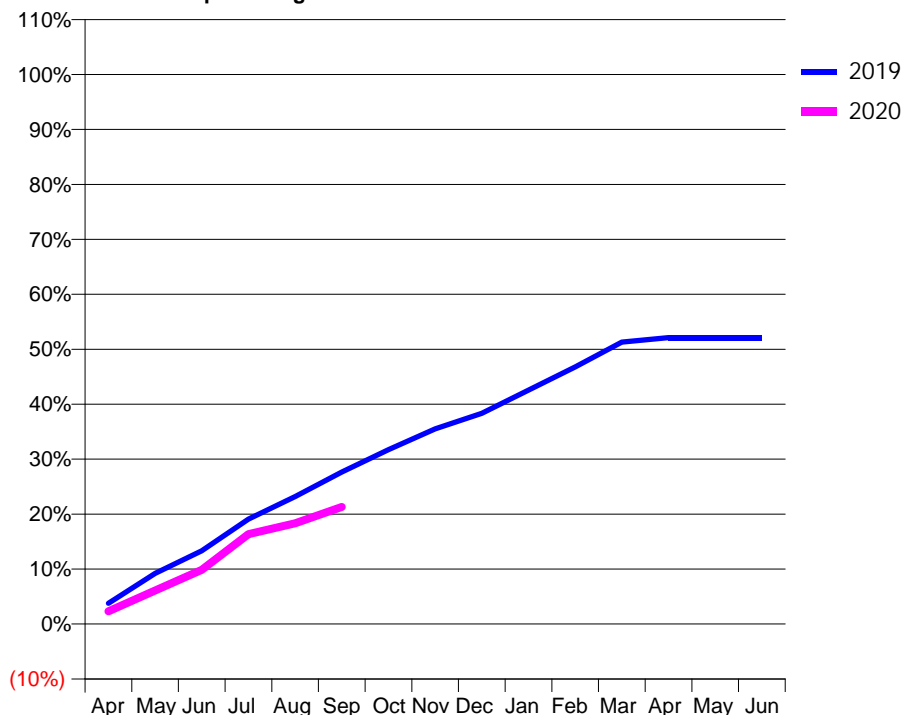
ACCESS*

Patients seen in 24 months	Total	Change since previous quarter
Quarter ending September 2018	8,643	
Quarter ending December 2018	8,409	↓
Quarter ending March 2019	8,338	→
Quarter ending June 2019	8,227	↓
Quarter ending September 2019	7,988	↓
Variance since September 2018	(7.6%)	↓



ACTIVITY

Cumulative percentage of contracted UDA delivered 2019 & 2020



Adjusted Scheduled Activity (UDA)

Month	2019	2020
April	1,290	791
May	3,155	2,089
June	4,561	3,369
July	6,527	5,592
August	7,937	6,266
September	9,453	7,279
October	10,842	
November	12,138	
December	13,096	
January	14,549	
February	15,988	
March	17,536	
April	17,812	
May	17,812	
June	17,812	

QUALITY

	Quantity	Base Number	Contract	AT	Region	England
% of FP17s for the same patient ID Re-attending within 3 months - Children	53	1,143	4.6%	10.2%	11.3%	11.5%
% of FP17s for the same patient ID Re-attending within 3 months - Adults	297	3,093	9.6%	13.5%	14.7%	15.4%
% of FP17s for the same patient ID Re-attending between 3 & 9 months - Children	527	1,143	46.1%	60.8%	60.8%	59.7%
% of FP17s for the same patient ID Re-attending between 3 & 9 months - Adults	1,271	3,093	41.1%	50.2%	52.8%	51.7%
% of FP17s for Band 1 Urgent Courses	100	4,114	2.4%	9.2%	8.2%	9.2%
% of FP17s Relating to Free Repair or Replacements	18	4,114	0.4%	0.7%	0.7%	0.7%
% of FP17s Relating to Continuations	72	4,114	1.8%	0.8%	0.8%	0.8%
% of Patients satisfied with the dentistry they have received	4	4	N/A	93.2%	93.2%	93.5%
% of Patients satisfied with the time they had to wait for an appointment	2	4	N/A	86.3%	88.5%	87.4%

* This is based on patients treated on this contract for their most recent course of treatment.

Figures in italics indicate the base number of FP17s or Patient Questionnaire responses are less than 100. N/A is shown where the base number of responses is less than 10 during the period. % is calculated as Quantity/Base number*100

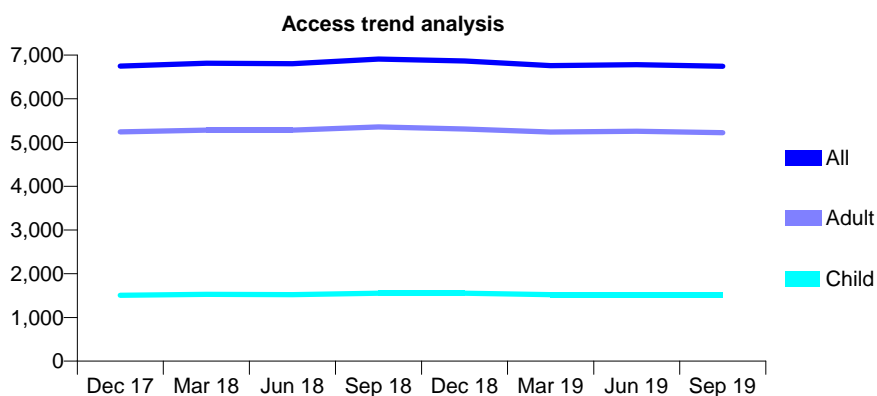
Q56 - Vital Signs At a Glance Contract Report for 101435/0067 - September 2019

Name or company name	IDH Limited
Contract type name	GDS Contract
Purpose of contract	General
Contract start date	19/07/2007
Contract end date	

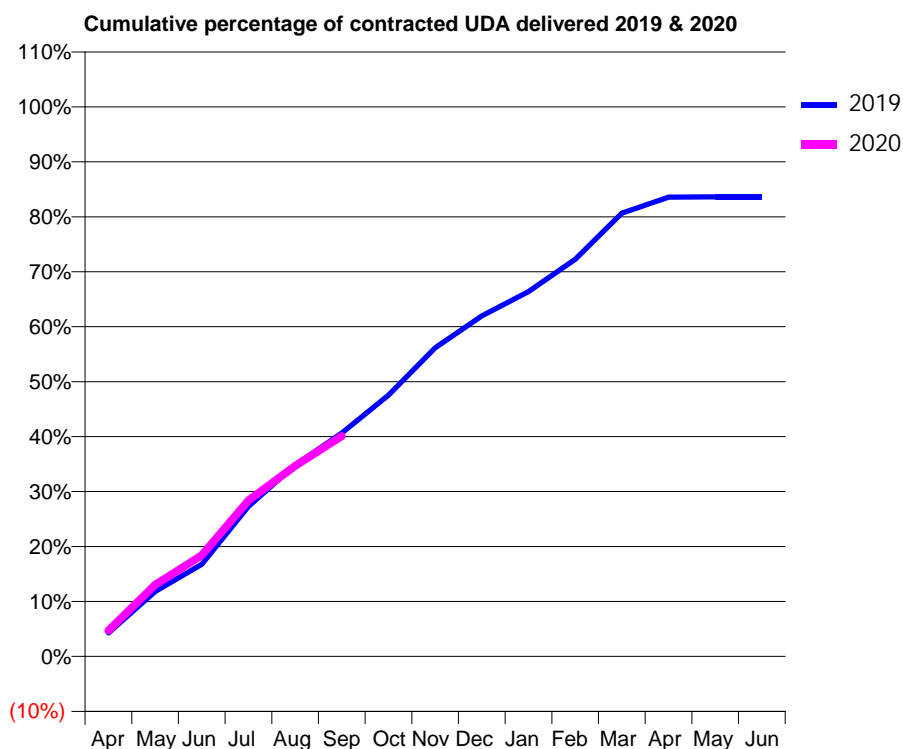
19/20 Contracted general activity (UDA)	23,462
Carry forward general activity (UDA)	0
19/20 Contracted orthodontic activity (UOA)	0
Carry forward orthodontic activity (UOA)	0
Baseline contract value	£718,523.42

ACCESS*

Patients seen in 24 months	Total	Change since previous quarter
Quarter ending September 2018	6,911	
Quarter ending December 2018	6,863	→
Quarter ending March 2019	6,759	↓
Quarter ending June 2019	6,780	→
Quarter ending September 2019	6,746	→
Variance since September 2018	(2.4%)	↓



ACTIVITY



Month	2019	2020
April	1,003	1,109
May	2,768	3,062
June	3,932	4,318
July	6,408	6,660
August	8,169	8,132
September	9,533	9,402
October	11,155	
November	13,180	
December	14,541	
January	15,577	
February	16,959	
March	18,920	
April	19,603	
May	19,617	
June	19,616	

QUALITY

	Quantity	Base Number	Contract	AT	Region	England
% of FP17s for the same patient ID Re-attending within 3 months - Children	83	1,049	7.9%	10.2%	11.3%	11.5%
% of FP17s for the same patient ID Re-attending within 3 months - Adults	518	3,193	16.2%	13.5%	14.7%	15.4%
% of FP17s for the same patient ID Re-attending between 3 & 9 months - Children	532	1,049	50.7%	60.8%	60.8%	59.7%
% of FP17s for the same patient ID Re-attending between 3 & 9 months - Adults	1,103	3,193	34.5%	50.2%	52.8%	51.7%
% of FP17s for Band 1 Urgent Courses	546	3,957	13.8%	9.2%	8.2%	9.2%
% of FP17s Relating to Free Repair or Replacements	17	3,957	0.4%	0.7%	0.7%	0.7%
% of FP17s Relating to Continuations	67	3,957	1.7%	0.8%	0.8%	0.8%
% of Patients satisfied with the dentistry they have received	2	2	N/A	93.2%	93.2%	93.5%
% of Patients satisfied with the time they had to wait for an appointment	2	2	N/A	86.3%	88.5%	87.4%

* This is based on patients treated on this contract for their most recent course of treatment. Figures in italics indicate the base number of FP17s or Patient Questionnaire responses are less than 100. N/A is shown where the base number of responses is less than 10 during the period. % is calculated as Quantity/Base number*100

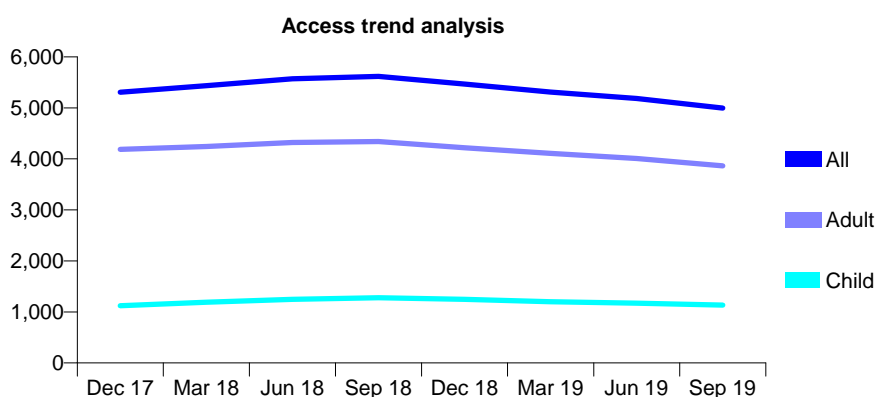
Q56 - Vital Signs At a Glance Contract Report for 101435/0099 - September 2019

Name or company name	IDH Limited
Contract type name	GDS Contract
Purpose of contract	General
Contract start date	01/06/2008
Contract end date	

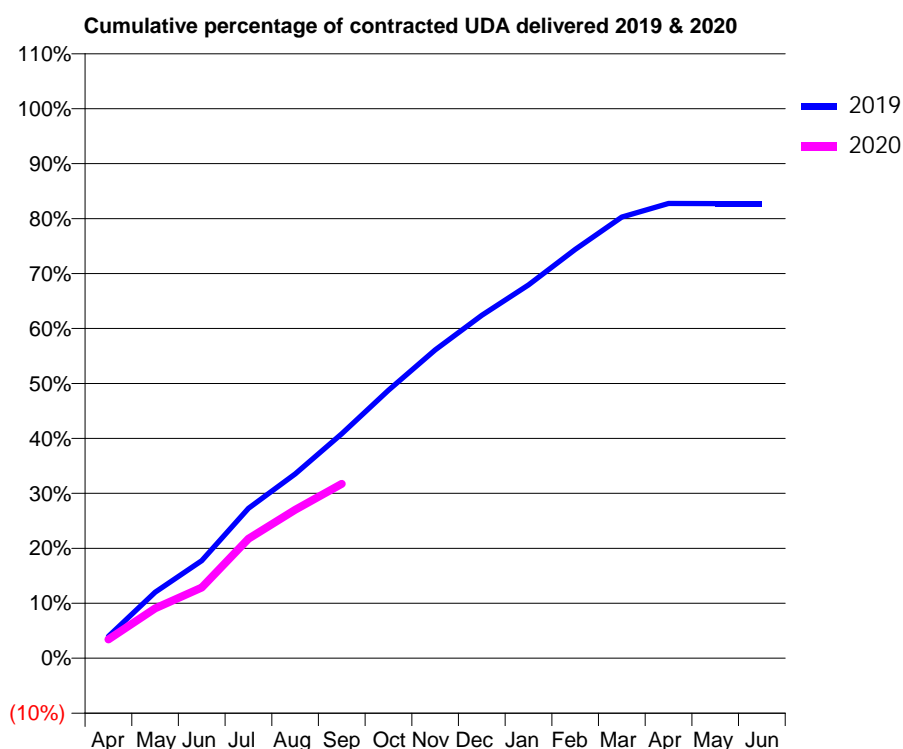
19/20 Contracted general activity (UDA)	15,500
Carry forward general activity (UDA)	0
19/20 Contracted orthodontic activity (UOA)	0
Carry forward orthodontic activity (UOA)	0
Baseline contract value	£423,290.01

ACCESS*

Patients seen in 24 months	Total	Change since previous quarter
Quarter ending September 2018	5,618	
Quarter ending December 2018	5,465	↓
Quarter ending March 2019	5,308	↓
Quarter ending June 2019	5,183	↓
Quarter ending September 2019	4,996	↓
Variance since September 2018	(11.1%)	↓



ACTIVITY



Month	2019	2020
April	616	532
May	1,864	1,406
June	2,751	1,991
July	4,229	3,369
August	5,201	4,187
September	6,331	4,919
October	7,558	
November	8,698	
December	9,671	
January	10,530	
February	11,530	
March	12,444	
April	12,823	
May	12,821	
June	12,820	

QUALITY

	Quantity	Base Number	Contract	AT	Region	England
% of FP17s for the same patient ID Re-attending within 3 months - Children	28	627	4.5%	10.2%	11.3%	11.5%
% of FP17s for the same patient ID Re-attending within 3 months - Adults	118	1,893	6.2%	13.5%	14.7%	15.4%
% of FP17s for the same patient ID Re-attending between 3 & 9 months - Children	369	627	58.9%	60.8%	60.8%	59.7%
% of FP17s for the same patient ID Re-attending between 3 & 9 months - Adults	859	1,893	45.4%	50.2%	52.8%	51.7%
% of FP17s for Band 1 Urgent Courses	107	2,361	4.5%	9.2%	8.2%	9.2%
% of FP17s Relating to Free Repair or Replacements	13	2,361	0.6%	0.7%	0.7%	0.7%
% of FP17s Relating to Continuations	13	2,361	0.6%	0.8%	0.8%	0.8%
% of Patients satisfied with the dentistry they have received	1	1	N/A	93.2%	93.2%	93.5%
% of Patients satisfied with the time they had to wait for an appointment	1	1	N/A	86.3%	88.5%	87.4%

* This is based on patients treated on this contract for their most recent course of treatment.

Figures in italics indicate the base number of FP17s or Patient Questionnaire responses are less than 100. N/A is shown where the base number of responses is less than 10 during the period. % is calculated as Quantity/Base number*100

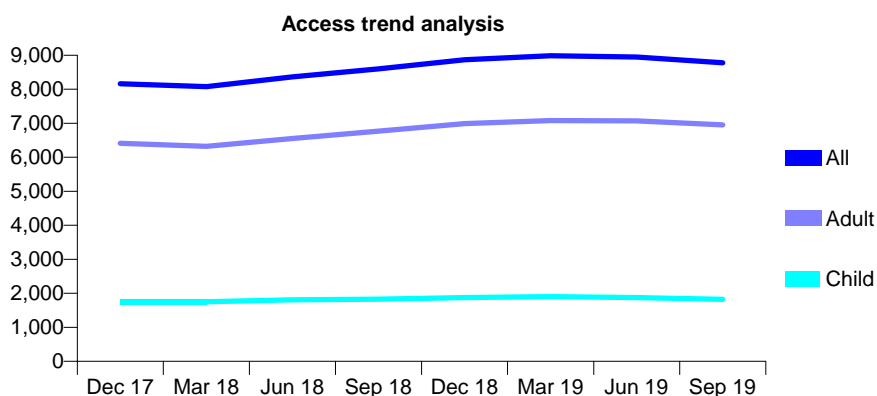
Q56 - Vital Signs At a Glance Contract Report for 101435/0100 - September 2019

Name or company name	IDH Limited
Contract type name	GDS Contract
Purpose of contract	General
Contract start date	01/06/2008
Contract end date	

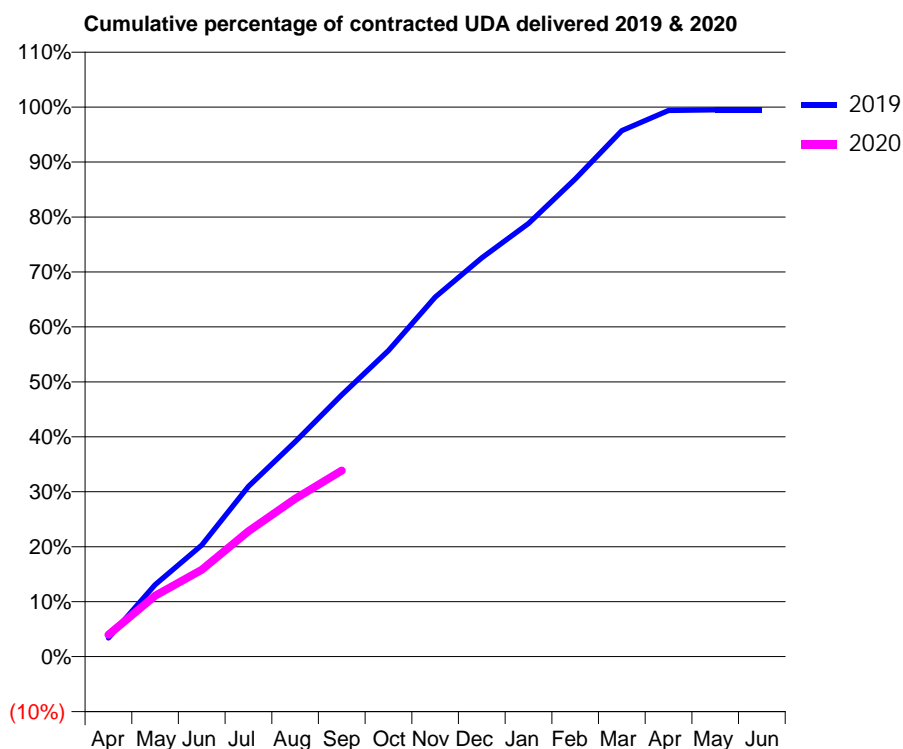
19/20 Contracted general activity (UDA)	22,891
Carry forward general activity (UDA)	117
19/20 Contracted orthodontic activity (UOA)	0
Carry forward orthodontic activity (UOA)	0
Baseline contract value	£569,271.17

ACCESS*

Patients seen in 24 months	Total	Change since previous quarter
Quarter ending September 2018	8,599	
Quarter ending December 2018	8,867	↑
Quarter ending March 2019	8,985	→
Quarter ending June 2019	8,947	→
Quarter ending September 2019	8,778	↓
Variance since September 2018	2.1%	↑



ACTIVITY



Month	Adjusted Scheduled Activity (UDA)	
	2019	2020
April	775	914
May	3,000	2,537
June	4,646	3,619
July	7,093	5,225
August	8,949	6,578
September	10,902	7,750
October	12,754	
November	14,979	
December	16,607	
January	18,039	
February	19,897	
March	21,914	
April	22,753	
May	22,771	
June	22,774	

QUALITY

	Quantity	Base Number	Contract	AT	Region	England
% of FP17s for the same patient ID Re-attending within 3 months - Children	53	1,079	4.9%	10.2%	11.3%	11.5%
% of FP17s for the same patient ID Re-attending within 3 months - Adults	431	3,710	11.6%	13.5%	14.7%	15.4%
% of FP17s for the same patient ID Re-attending between 3 & 9 months - Children	650	1,079	60.2%	60.8%	60.8%	59.7%
% of FP17s for the same patient ID Re-attending between 3 & 9 months - Adults	1,281	3,710	34.5%	50.2%	52.8%	51.7%
% of FP17s for Band 1 Urgent Courses	165	4,422	3.7%	9.2%	8.2%	9.2%
% of FP17s Relating to Free Repair or Replacements	29	4,422	0.7%	0.7%	0.7%	0.7%
% of FP17s Relating to Continuations	136	4,422	3.1%	0.8%	0.8%	0.8%
% of Patients satisfied with the dentistry they have received	2	2	N/A	93.2%	93.2%	93.5%
% of Patients satisfied with the time they had to wait for an appointment	2	2	N/A	86.3%	88.5%	87.4%

* This is based on patients treated on this contract for their most recent course of treatment. Figures in italics indicate the base number of FP17s or Patient Questionnaire responses are less than 100. N/A is shown where the base number of responses is less than 10 during the period. % is calculated as Quantity/Base number*100

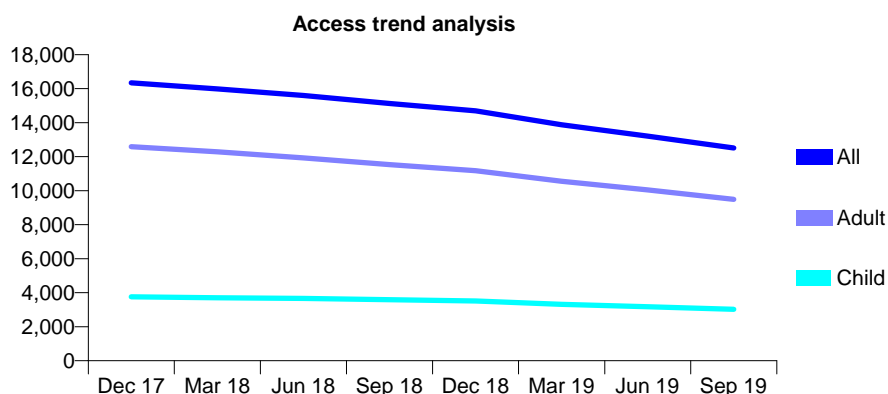
Q56 - Vital Signs At a Glance Contract Report for 101435/0114 - September 2019

Name or company name	IDH Limited
Contract type name	GDS Contract
Purpose of contract	General and Orthodontic
Contract start date	01/09/2008
Contract end date	

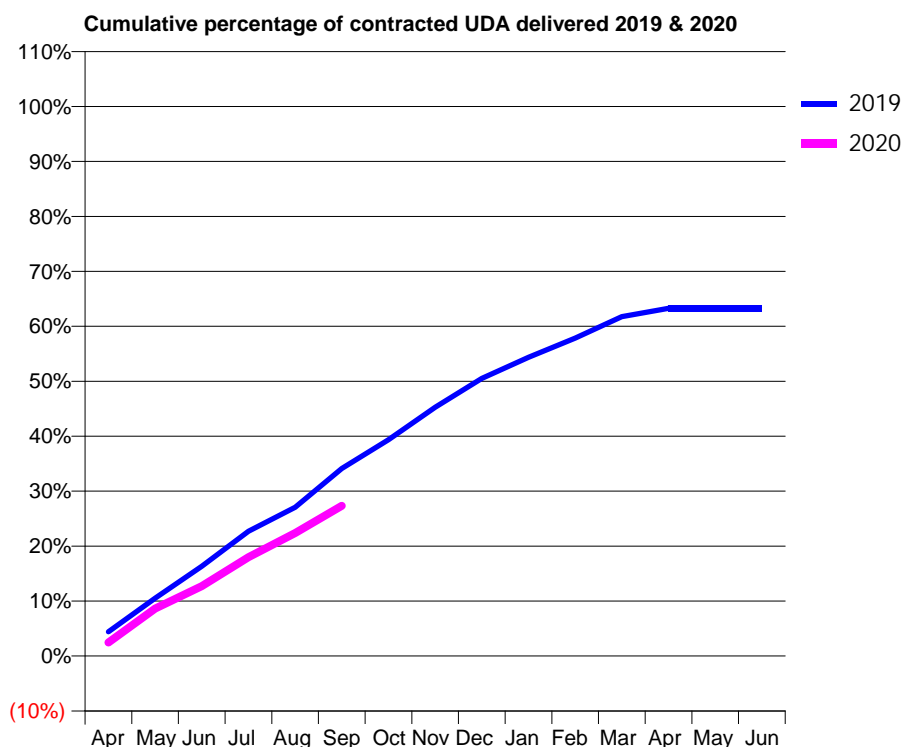
19/20 Contracted general activity (UDA)	41,000
Carry forward general activity (UDA)	0
19/20 Contracted orthodontic activity (UOA)	3,300
Carry forward orthodontic activity (UOA)	9
Baseline contract value	£1,319,843.83

ACCESS*

Patients seen in 24 months	Total	Change since previous quarter
Quarter ending September 2018	15,123	
Quarter ending December 2018	14,696	↓
Quarter ending March 2019	13,880	↓
Quarter ending June 2019	13,214	↓
Quarter ending September 2019	12,514	↓
Variance since September 2018	(17.3%)	↓



ACTIVITY



Month	Adjusted Scheduled Activity (UDA)	
	2019	2020
April	1,804	1,011
May	4,318	3,538
June	6,694	5,205
July	9,310	7,382
August	11,102	9,179
September	13,998	11,204
October	16,134	
November	18,559	
December	20,714	
January	22,280	
February	23,712	
March	25,318	
April	25,939	
May	25,939	
June	25,939	

QUALITY

	Quantity	Base Number	Contract	AT	Region	England
% of FP17s for the same patient ID Re-attending within 3 months - Children	51	1,666	3.1%	10.2%	11.3%	11.5%
% of FP17s for the same patient ID Re-attending within 3 months - Adults	312	4,310	7.2%	13.5%	14.7%	15.4%
% of FP17s for the same patient ID Re-attending between 3 & 9 months - Children	770	1,666	46.2%	60.8%	60.8%	59.7%
% of FP17s for the same patient ID Re-attending between 3 & 9 months - Adults	1,150	4,310	26.7%	50.2%	52.8%	51.7%
% of FP17s for Band 1 Urgent Courses	220	5,662	3.9%	9.2%	8.2%	9.2%
% of FP17s Relating to Free Repair or Replacements	10	5,662	0.2%	0.7%	0.7%	0.7%
% of FP17s Relating to Continuations	39	5,662	0.7%	0.8%	0.8%	0.8%
% of Patients satisfied with the dentistry they have received	2	2	N/A	93.2%	93.2%	93.5%
% of Patients satisfied with the time they had to wait for an appointment	2	2	N/A	86.3%	88.5%	87.4%

* This is based on patients treated on this contract for their most recent course of treatment. Figures in italics indicate the base number of FP17s or Patient Questionnaire responses are less than 100. N/A is shown where the base number of responses is less than 10 during the period. % is calculated as Quantity/Base number*100

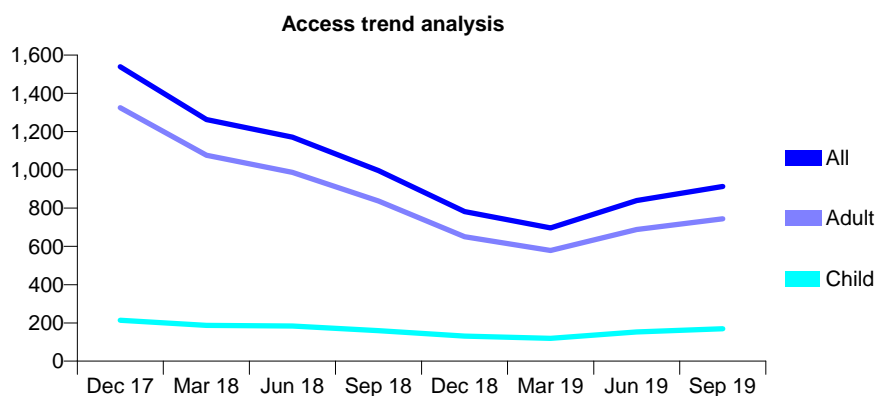
Q56 - Vital Signs At a Glance Contract Report for 101478/0001 - September 2019

Name or company name	Trumpington Street Dental Practice
Contract type name	PDS Contract
Purpose of contract	General
Contract start date	01/04/2006
Contract end date	31/03/2020

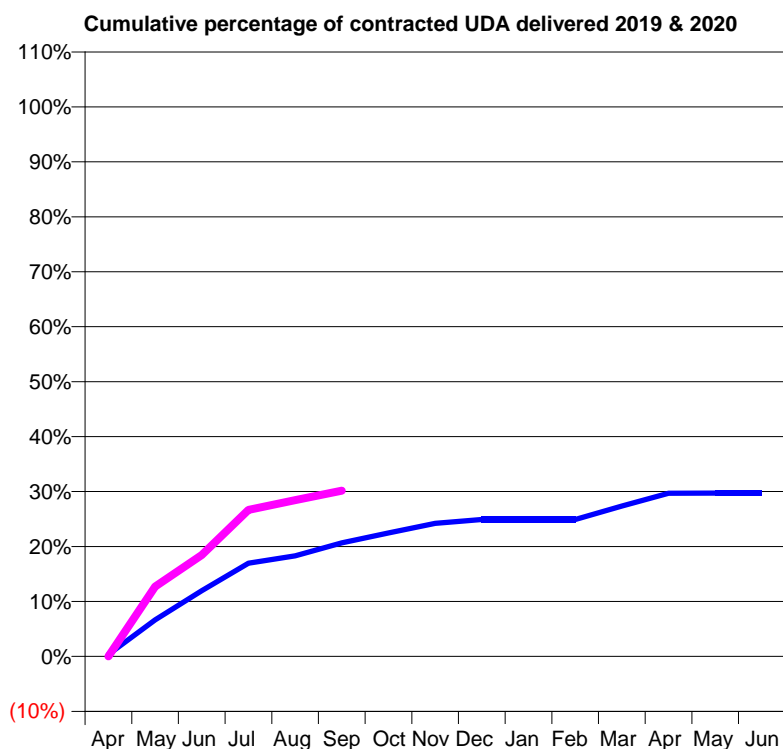
19/20 Contracted general activity (UDA)	3,878
Carry forward general activity (UDA)	0
19/20 Contracted orthodontic activity (UOA)	0
Carry forward orthodontic activity (UOA)	0
Baseline contract value	£110,803.70

ACCESS*

Patients seen in 24 months	Total	Change since previous quarter
Quarter ending September 2018	996	
Quarter ending December 2018	782	↓
Quarter ending March 2019	697	↓
Quarter ending June 2019	840	↑
Quarter ending September 2019	913	↑
Variance since September 2018	(8.3%)	↓



ACTIVITY



Month	2019	2020
April	15	0
May	258	494
June	464	716
July	658	1,034
August	710	1,103
September	801	1,170
October	871	
November	940	
December	966	
January	966	
February	966	
March	1,061	
April	1,152	
May	1,153	
June	1,153	

QUALITY

	Quantity	Base Number	Contract	AT	Region	England
% of FP17s for the same patient ID Re-attending within 3 months - Children	4	92	4.3%	10.2%	11.3%	11.5%
% of FP17s for the same patient ID Re-attending within 3 months - Adults	21	326	6.4%	13.5%	14.7%	15.4%
% of FP17s for the same patient ID Re-attending between 3 & 9 months - Children	11	92	12.0%	60.8%	60.8%	59.7%
% of FP17s for the same patient ID Re-attending between 3 & 9 months - Adults	23	326	7.1%	50.2%	52.8%	51.7%
% of FP17s for Band 1 Urgent Courses	69	391	17.6%	9.2%	8.2%	9.2%
% of FP17s Relating to Free Repair or Replacements	0	391	0.0%	0.7%	0.7%	0.7%
% of FP17s Relating to Continuations	1	391	0.3%	0.8%	0.8%	0.8%
% of Patients satisfied with the dentistry they have received	0	0	N/A	93.2%	93.2%	93.5%
% of Patients satisfied with the time they had to wait for an appointment	0	0	N/A	86.3%	88.5%	87.4%

* This is based on patients treated on this contract for their most recent course of treatment. Figures in italics indicate the base number of FP17s or Patient Questionnaire responses are less than 100. N/A is shown where the base number of responses is less than 10 during the period. % is calculated as Quantity/Base number*100

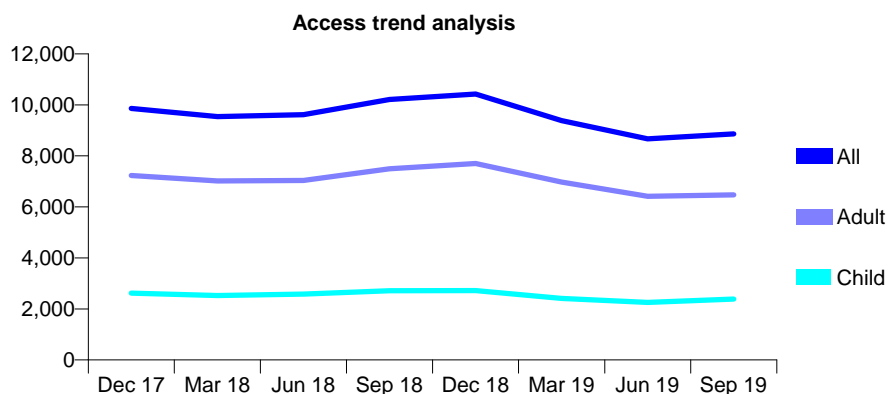
Q56 - Vital Signs At a Glance Contract Report for 101931/0001 - September 2019

Name or company name	Histon Dental Surgery
Contract type name	GDS Contract
Purpose of contract	General
Contract start date	01/04/2007
Contract end date	

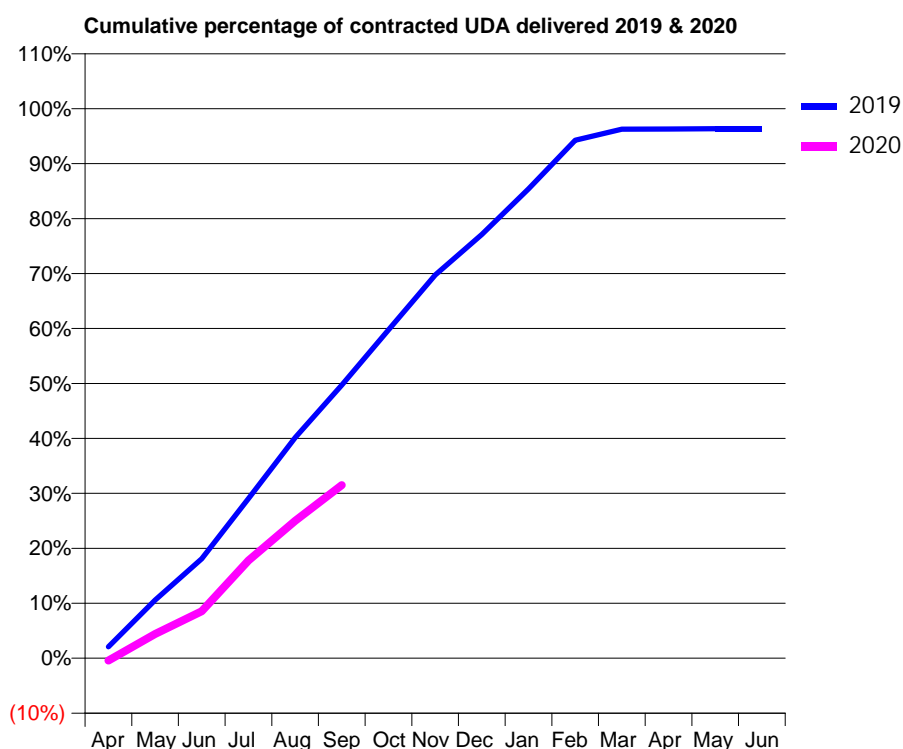
19/20 Contracted general activity (UDA)	22,500
Carry forward general activity (UDA)	823
19/20 Contracted orthodontic activity (UOA)	0
Carry forward orthodontic activity (UOA)	0
Baseline contract value	£727,790.43

ACCESS*

Patients seen in 24 months	Total	Change since previous quarter
Quarter ending September 2018	10,210	
Quarter ending December 2018	10,426	↑
Quarter ending March 2019	9,384	↓
Quarter ending June 2019	8,668	↓
Quarter ending September 2019	8,860	↑
Variance since September 2018	(13.2%)	↓



ACTIVITY



Month	2019	2020
April	464	-102
May	2,386	994
June	4,069	1,922
July	6,540	3,999
August	9,031	5,627
September	11,185	7,082
October	13,441	
November	15,688	
December	17,349	
January	19,217	
February	21,204	
March	21,656	
April	21,667	
May	21,678	
June	21,677	

QUALITY

	Quantity	Base Number	Contract	AT	Region	England
% of FP17s for the same patient ID Re-attending within 3 months - Children	63	1,487	4.2%	10.2%	11.3%	11.5%
% of FP17s for the same patient ID Re-attending within 3 months - Adults	254	3,289	7.7%	13.5%	14.7%	15.4%
% of FP17s for the same patient ID Re-attending between 3 & 9 months - Children	632	1,487	42.5%	60.8%	60.8%	59.7%
% of FP17s for the same patient ID Re-attending between 3 & 9 months - Adults	1,510	3,289	45.9%	50.2%	52.8%	51.7%
% of FP17s for Band 1 Urgent Courses	422	4,745	8.9%	9.2%	8.2%	9.2%
% of FP17s Relating to Free Repair or Replacements	56	4,745	1.2%	0.7%	0.7%	0.7%
% of FP17s Relating to Continuations	14	4,745	0.3%	0.8%	0.8%	0.8%
% of Patients satisfied with the dentistry they have received	2	2	N/A	93.2%	93.2%	93.5%
% of Patients satisfied with the time they had to wait for an appointment	2	2	N/A	86.3%	88.5%	87.4%

* This is based on patients treated on this contract for their most recent course of treatment.

Figures in italics indicate the base number of FP17s or Patient Questionnaire responses are less than 100. N/A is shown where the base number of responses is less than 10 during the period. % is calculated as Quantity/Base number*100

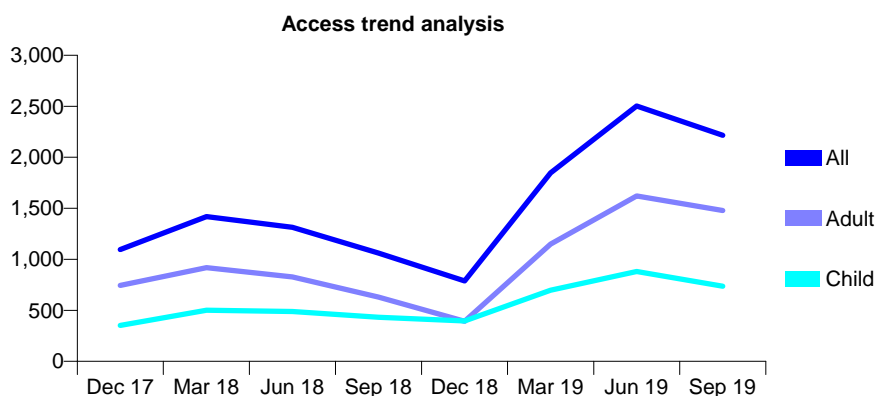
Q56 - Vital Signs At a Glance Contract Report for 101931/0002 - September 2019

Name or company name	Histon Dental Surgery
Contract type name	GDS Contract
Purpose of contract	General
Contract start date	01/04/2013
Contract end date	

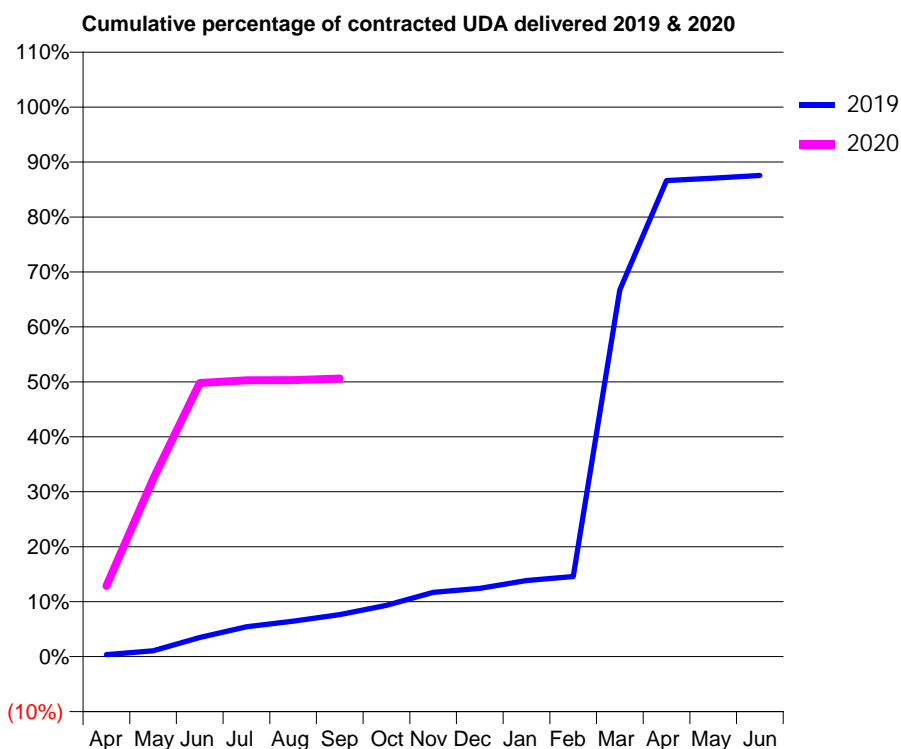
19/20 Contracted general activity (UDA)	3,625
Carry forward general activity (UDA)	0
19/20 Contracted orthodontic activity (UOA)	0
Carry forward orthodontic activity (UOA)	0
Baseline contract value	£101,204.31

ACCESS*

Patients seen in 24 months	Total	Change since previous quarter
Quarter ending September 2018	1,061	
Quarter ending December 2018	789	↓
Quarter ending March 2019	1,847	↑
Quarter ending June 2019	2,502	↑
Quarter ending September 2019	2,215	↓
Variance since September 2018	108.8%	↑



ACTIVITY



Month	Adjusted Scheduled Activity (UDA)	
	2019	2020
April	14	467
May	39	1,171
June	126	1,805
July	197	1,823
August	235	1,824
September	277	1,835
October	338	
November	425	
December	451	
January	502	
February	529	
March	2,418	
April	3,140	
May	3,156	
June	3,173	

QUALITY

	Quantity	Base Number	Contract	AT	Region	England
% of FP17s for the same patient ID Re-attending within 3 months - Children	11	452	2.4%	10.2%	11.3%	11.5%
% of FP17s for the same patient ID Re-attending within 3 months - Adults	71	967	7.3%	13.5%	14.7%	15.4%
% of FP17s for the same patient ID Re-attending between 3 & 9 months - Children	7	452	1.5%	60.8%	60.8%	59.7%
% of FP17s for the same patient ID Re-attending between 3 & 9 months - Adults	8	967	0.8%	50.2%	52.8%	51.7%
% of FP17s for Band 1 Urgent Courses	83	1,011	8.2%	9.2%	8.2%	9.2%
% of FP17s Relating to Free Repair or Replacements	7	1,011	0.7%	0.7%	0.7%	0.7%
% of FP17s Relating to Continuations	2	1,011	0.2%	0.8%	0.8%	0.8%
% of Patients satisfied with the dentistry they have received	1	1	N/A	93.2%	93.2%	93.5%
% of Patients satisfied with the time they had to wait for an appointment	1	1	N/A	86.3%	88.5%	87.4%

* This is based on patients treated on this contract for their most recent course of treatment. Figures in italics indicate the base number of FP17s or Patient Questionnaire responses are less than 100. N/A is shown where the base number of responses is less than 10 during the period. % is calculated as Quantity/Base number*100

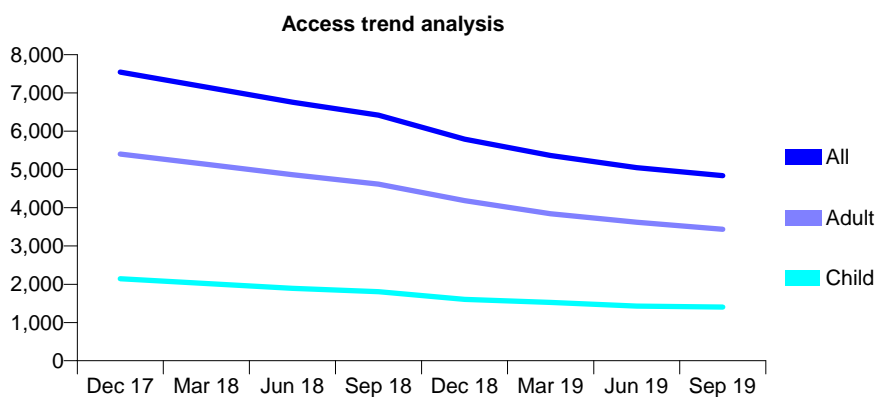
Q56 - Vital Signs At a Glance Contract Report for 102016/0001 - September 2019

Name or company name	The Peterborough Dental Practice Partners
Contract type name	GDS Contract
Purpose of contract	General
Contract start date	01/10/2009
Contract end date	

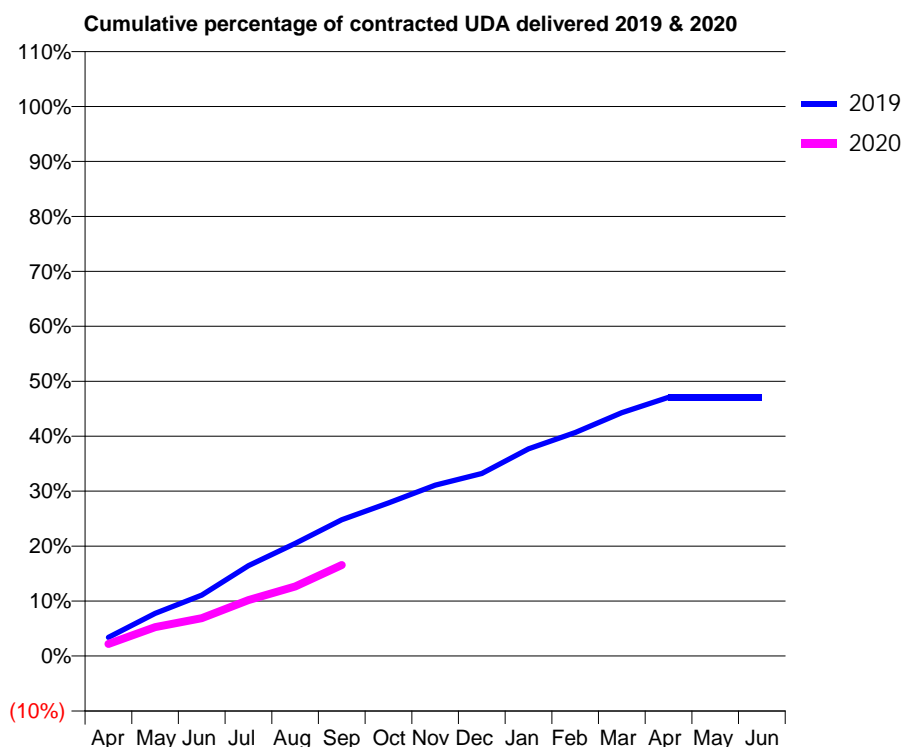
19/20 Contracted general activity (UDA)	22,500
Carry forward general activity (UDA)	0
19/20 Contracted orthodontic activity (UOA)	0
Carry forward orthodontic activity (UOA)	0
Baseline contract value	£702,008.17

ACCESS*

Patients seen in 24 months	Total	Change since previous quarter
Quarter ending September 2018	6,420	
Quarter ending December 2018	5,791	↓
Quarter ending March 2019	5,367	↓
Quarter ending June 2019	5,047	↓
Quarter ending September 2019	4,836	↓
Variance since September 2018	(24.7%)	↓



ACTIVITY



Month	Adjusted Scheduled Activity (UDA)	
	2019	2020
April	762	493
May	1,746	1,180
June	2,490	1,551
July	3,698	2,290
August	4,608	2,845
September	5,577	3,727
October	6,269	
November	6,998	
December	7,474	
January	8,483	
February	9,150	
March	9,959	
April	10,594	
May	10,594	
June	10,594	

QUALITY

	Quantity	Base Number	Contract	AT	Region	England
% of FP17s for the same patient ID Re-attending within 3 months - Children	39	758	5.1%	10.2%	11.3%	11.5%
% of FP17s for the same patient ID Re-attending within 3 months - Adults	174	1,502	11.6%	13.5%	14.7%	15.4%
% of FP17s for the same patient ID Re-attending between 3 & 9 months - Children	223	758	29.4%	60.8%	60.8%	59.7%
% of FP17s for the same patient ID Re-attending between 3 & 9 months - Adults	422	1,502	28.1%	50.2%	52.8%	51.7%
% of FP17s for Band 1 Urgent Courses	120	1,964	6.1%	9.2%	8.2%	9.2%
% of FP17s Relating to Free Repair or Replacements	3	1,964	0.2%	0.7%	0.7%	0.7%
% of FP17s Relating to Continuations	39	1,964	2.0%	0.8%	0.8%	0.8%
% of Patients satisfied with the dentistry they have received	0	1	N/A	93.2%	93.2%	93.5%
% of Patients satisfied with the time they had to wait for an appointment	1	1	N/A	86.3%	88.5%	87.4%

* This is based on patients treated on this contract for their most recent course of treatment. Figures in italics indicate the base number of FP17s or Patient Questionnaire responses are less than 100. N/A is shown where the base number of responses is less than 10 during the period. % is calculated as Quantity/Base number*100

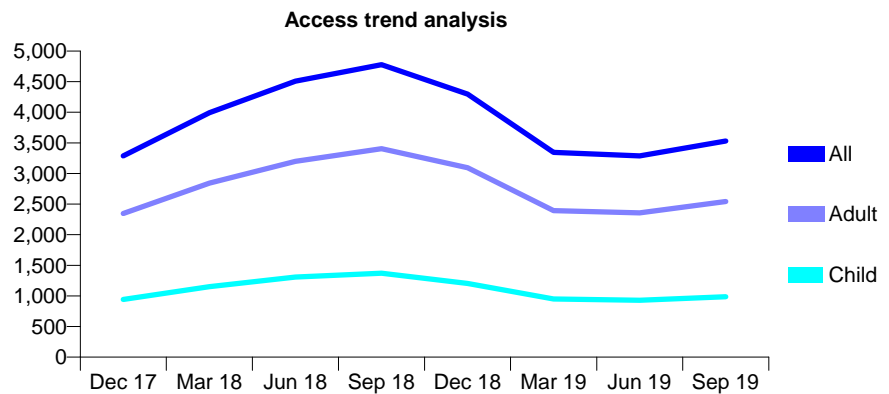
Q56 - Vital Signs At a Glance Contract Report for 102342/0001 - September 2019

Name or company name	Beechcroft Dental Care Ltd
Contract type name	GDS Contract
Purpose of contract	General
Contract start date	01/09/2011
Contract end date	

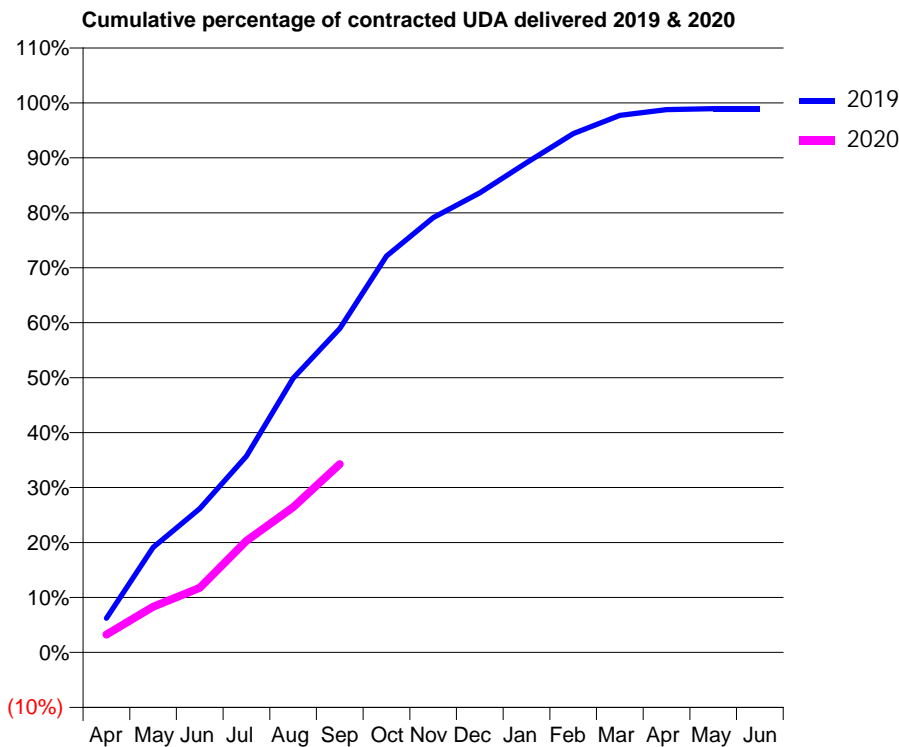
19/20 Contracted general activity (UDA)	11,009
Carry forward general activity (UDA)	0
19/20 Contracted orthodontic activity (UOA)	0
Carry forward orthodontic activity (UOA)	0
Baseline contract value	£251,950.69

ACCESS*

Patients seen in 24 months	Total	Change since previous quarter
Quarter ending September 2018	4,776	
Quarter ending December 2018	4,298	↓
Quarter ending March 2019	3,345	↓
Quarter ending June 2019	3,286	↓
Quarter ending September 2019	3,531	↑
Variance since September 2018	(26.1%)	↓



ACTIVITY



Month	2019	2020
April	685	356
May	2,106	915
June	2,880	1,294
July	3,934	2,236
August	5,493	2,909
September	6,488	3,773
October	7,938	
November	8,707	
December	9,209	
January	9,809	
February	10,393	
March	10,758	
April	10,874	
May	10,893	
June	10,893	

QUALITY

	Quantity	Base Number	Contract	AT	Region	England
% of FP17s for the same patient ID Re-attending within 3 months - Children	38	735	5.2%	10.2%	11.3%	11.5%
% of FP17s for the same patient ID Re-attending within 3 months - Adults	122	1,540	7.9%	13.5%	14.7%	15.4%
% of FP17s for the same patient ID Re-attending between 3 & 9 months - Children	409	735	55.6%	60.8%	60.8%	59.7%
% of FP17s for the same patient ID Re-attending between 3 & 9 months - Adults	694	1,540	45.1%	50.2%	52.8%	51.7%
% of FP17s for Band 1 Urgent Courses	160	2,186	7.3%	9.2%	8.2%	9.2%
% of FP17s Relating to Free Repair or Replacements	12	2,186	0.5%	0.7%	0.7%	0.7%
% of FP17s Relating to Continuations	2	2,186	0.1%	0.8%	0.8%	0.8%
% of Patients satisfied with the dentistry they have received	0	0	N/A	93.2%	93.2%	93.5%
% of Patients satisfied with the time they had to wait for an appointment	0	0	N/A	86.3%	88.5%	87.4%

* This is based on patients treated on this contract for their most recent course of treatment. Figures in italics indicate the base number of FP17s or Patient Questionnaire responses are less than 100. N/A is shown where the base number of responses is less than 10 during the period. % is calculated as Quantity/Base number*100

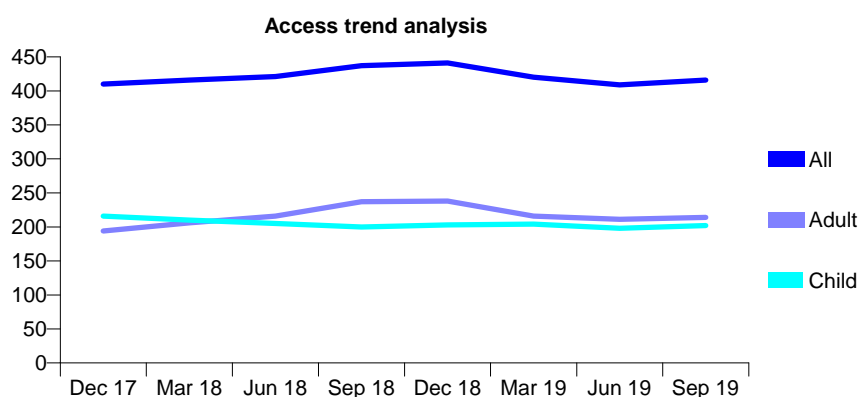
Q56 - Vital Signs At a Glance Contract Report for 102423/0001 - September 2019

Name or company name	Harbour TNGC Ltd
Contract type name	GDS Contract
Purpose of contract	General
Contract start date	01/07/2011
Contract end date	

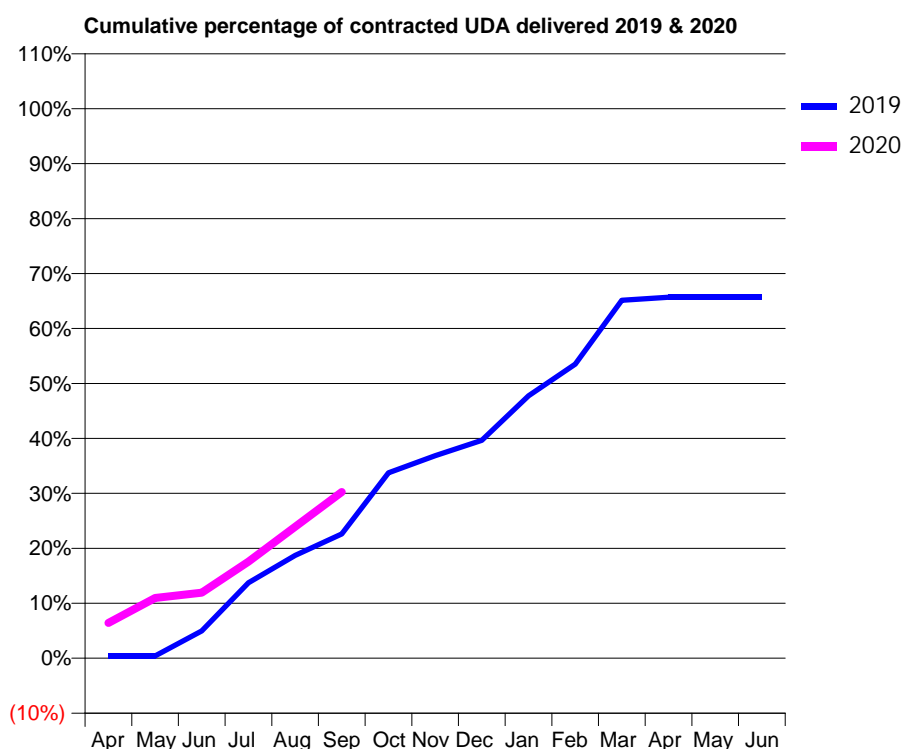
19/20 Contracted general activity (UDA)	1,450
Carry forward general activity (UDA)	0
19/20 Contracted orthodontic activity (UOA)	0
Carry forward orthodontic activity (UOA)	0
Baseline contract value	£33,441.11

ACCESS*

Patients seen in 24 months	Total	Change since previous quarter
Quarter ending September 2018	437	
Quarter ending December 2018	441	→
Quarter ending March 2019	420	↓
Quarter ending June 2019	409	↓
Quarter ending September 2019	416	→
Variance since September 2018	(4.8%)	↓



ACTIVITY



Adjusted Scheduled Activity (UDA)		
Month	2019	2020
April	6	93
May	6	159
June	72	173
July	199	255
August	272	347
September	328	439
October	489	
November	534	
December	575	
January	692	
February	776	
March	944	
April	952	
May	952	
June	952	

QUALITY

	Quantity	Base Number	Contract	AT	Region	England
% of FP17s for the same patient ID Re-attending within 3 months - Children	7	132	5.3%	10.2%	11.3%	11.5%
% of FP17s for the same patient ID Re-attending within 3 months - Adults	5	107	4.7%	13.5%	14.7%	15.4%
% of FP17s for the same patient ID Re-attending between 3 & 9 months - Children	72	132	54.5%	60.8%	60.8%	59.7%
% of FP17s for the same patient ID Re-attending between 3 & 9 months - Adults	56	107	52.3%	50.2%	52.8%	51.7%
% of FP17s for Band 1 Urgent Courses	4	226	1.8%	9.2%	8.2%	9.2%
% of FP17s Relating to Free Repair or Replacements	0	226	0.0%	0.7%	0.7%	0.7%
% of FP17s Relating to Continuations	0	226	0.0%	0.8%	0.8%	0.8%
% of Patients satisfied with the dentistry they have received	1	1	N/A	93.2%	93.2%	93.5%
% of Patients satisfied with the time they had to wait for an appointment	1	1	N/A	86.3%	88.5%	87.4%

* This is based on patients treated on this contract for their most recent course of treatment.

Figures in italics indicate the base number of FP17s or Patient Questionnaire responses are less than 100. N/A is shown where the base number of responses is less than 10 during the period. % is calculated as Quantity/Base number*100

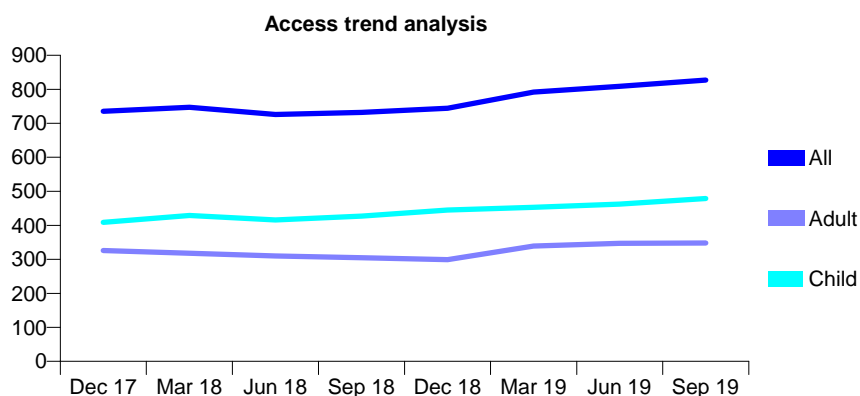
Q56 - Vital Signs At a Glance Contract Report for 102881/0001 - September 2019

Name or company name	Corner House Norwich LLP
Contract type name	GDS Contract
Purpose of contract	General
Contract start date	01/01/2013
Contract end date	

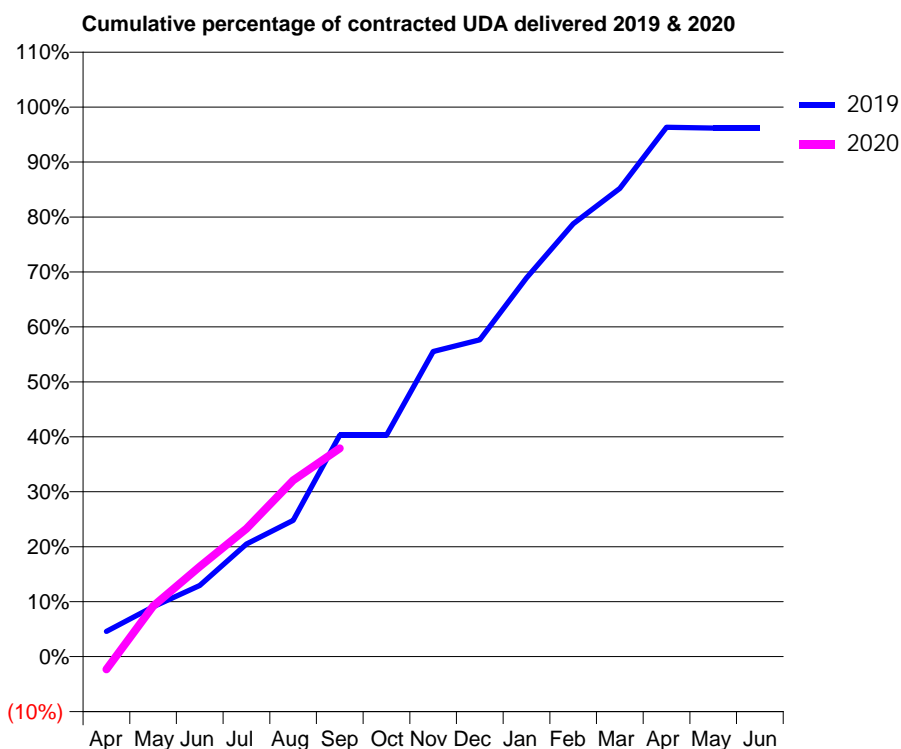
19/20 Contracted general activity (UDA)	1,835
Carry forward general activity (UDA)	70
19/20 Contracted orthodontic activity (UOA)	0
Carry forward orthodontic activity (UOA)	0
Baseline contract value	£50,046.40

ACCESS*

Patients seen in 24 months	Total	Change since previous quarter
Quarter ending September 2018	732	
Quarter ending December 2018	744	→
Quarter ending March 2019	792	↑
Quarter ending June 2019	809	↑
Quarter ending September 2019	827	↑
Variance since September 2018	13.0%	↑



ACTIVITY



Month	Adjusted Scheduled Activity (UDA)	
	2019	2020
April	84	-43
May	166	169
June	237	301
July	376	427
August	455	589
September	739	696
October	739	
November	1,019	
December	1,058	
January	1,265	
February	1,445	
March	1,563	
April	1,768	
May	1,765	
June	1,765	

QUALITY

	Quantity	Base Number	Contract	AT	Region	England
% of FP17s for the same patient ID Re-attending within 3 months - Children	16	359	4.5%	10.2%	11.3%	11.5%
% of FP17s for the same patient ID Re-attending within 3 months - Adults	10	170	5.9%	13.5%	14.7%	15.4%
% of FP17s for the same patient ID Re-attending between 3 & 9 months - Children	180	359	50.1%	60.8%	60.8%	59.7%
% of FP17s for the same patient ID Re-attending between 3 & 9 months - Adults	64	170	37.6%	50.2%	52.8%	51.7%
% of FP17s for Band 1 Urgent Courses	24	459	5.2%	9.2%	8.2%	9.2%
% of FP17s Relating to Free Repair or Replacements	1	459	0.2%	0.7%	0.7%	0.7%
% of FP17s Relating to Continuations	0	459	0.0%	0.8%	0.8%	0.8%
% of Patients satisfied with the dentistry they have received	0	0	N/A	93.2%	93.2%	93.5%
% of Patients satisfied with the time they had to wait for an appointment	0	0	N/A	86.3%	88.5%	87.4%

* This is based on patients treated on this contract for their most recent course of treatment. Figures in italics indicate the base number of FP17s or Patient Questionnaire responses are less than 100. N/A is shown where the base number of responses is less than 10 during the period. % is calculated as Quantity/Base number*100

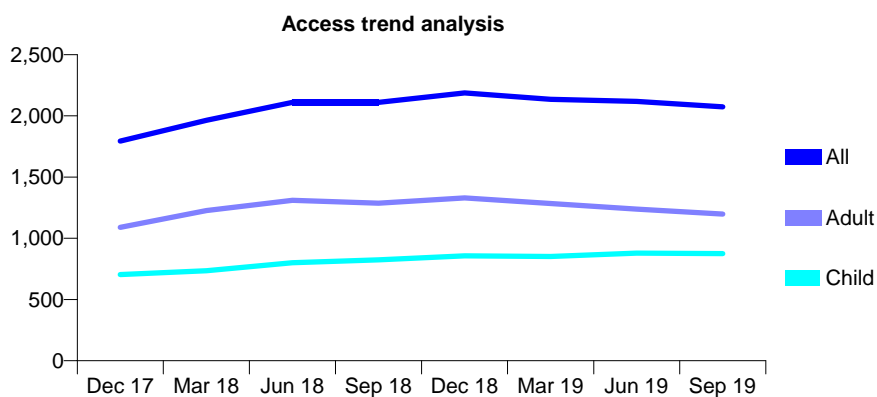
Q56 - Vital Signs At a Glance Contract Report for 103748/0001 - September 2019

Name or company name	Zain Shamoon
Contract type name	GDS Contract
Purpose of contract	General and Orthodontic
Contract start date	07/12/2015
Contract end date	

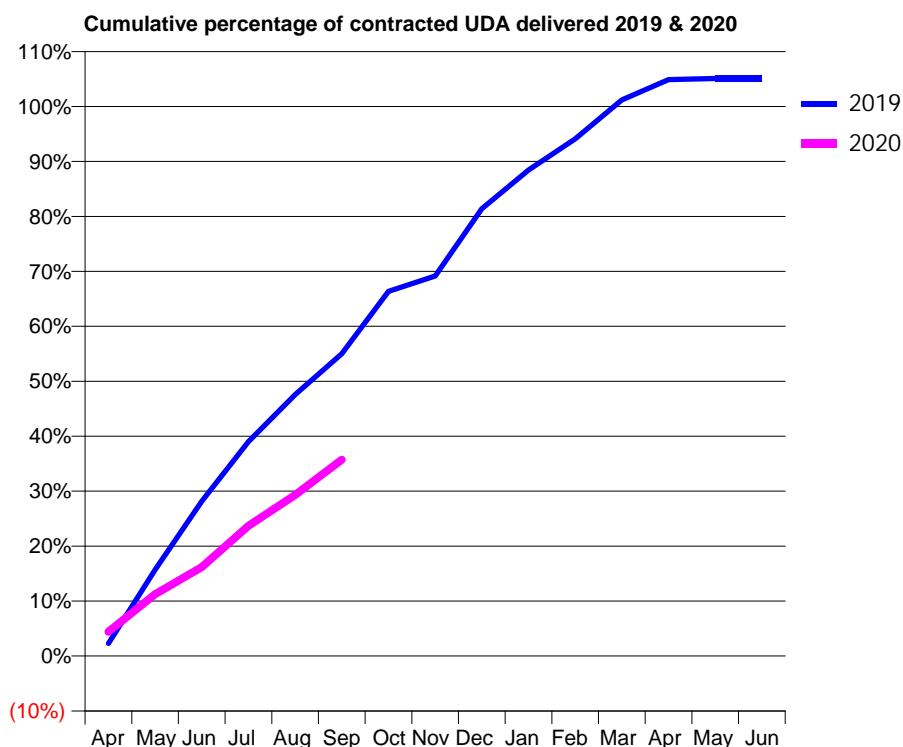
19/20 Contracted general activity (UDA)	3,783
Carry forward general activity (UDA)	-76
19/20 Contracted orthodontic activity (UOA)	1,800
Carry forward orthodontic activity (UOA)	-36
Baseline contract value	£227,105.40

ACCESS*

Patients seen in 24 months	Total	Change since previous quarter
Quarter ending September 2018	2,111	
Quarter ending December 2018	2,188	↑
Quarter ending March 2019	2,136	↓
Quarter ending June 2019	2,118	→
Quarter ending September 2019	2,073	↓
Variance since September 2018	(1.8%)	↓



ACTIVITY



Month	Adjusted Scheduled Activity (UDA)	
	2019	2020
April	87	166
May	595	425
June	1,065	612
July	1,476	897
August	1,800	1,108
September	2,080	1,351
October	2,510	
November	2,616	
December	3,078	
January	3,346	
February	3,560	
March	3,828	
April	3,967	
May	3,976	
June	3,976	

QUALITY

	Quantity	Base Number	Contract	AT	Region	England
% of FP17s for the same patient ID Re-attending within 3 months - Children	71	726	9.8%	10.2%	11.3%	11.5%
% of FP17s for the same patient ID Re-attending within 3 months - Adults	78	754	10.3%	13.5%	14.7%	15.4%
% of FP17s for the same patient ID Re-attending between 3 & 9 months - Children	388	726	53.4%	60.8%	60.8%	59.7%
% of FP17s for the same patient ID Re-attending between 3 & 9 months - Adults	501	754	66.4%	50.2%	52.8%	51.7%
% of FP17s for Band 1 Urgent Courses	58	889	6.5%	9.2%	8.2%	9.2%
% of FP17s Relating to Free Repair or Replacements	4	889	0.4%	0.7%	0.7%	0.7%
% of FP17s Relating to Continuations	0	889	0.0%	0.8%	0.8%	0.8%
% of Patients satisfied with the dentistry they have received	2	2	N/A	93.2%	93.2%	93.5%
% of Patients satisfied with the time they had to wait for an appointment	2	2	N/A	86.3%	88.5%	87.4%

* This is based on patients treated on this contract for their most recent course of treatment. Figures in italics indicate the base number of FP17s or Patient Questionnaire responses are less than 100. N/A is shown where the base number of responses is less than 10 during the period. % is calculated as Quantity/Base number*100

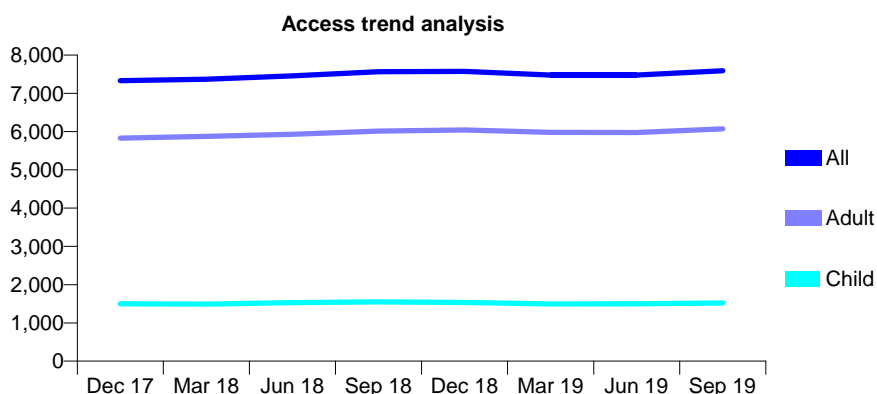
Q56 - Vital Signs At a Glance Contract Report for 104418/0001 - September 2019

Name or company name	Parish Vaid & Snehal Radia & Sanjay Shah
Contract type name	GDS Contract
Purpose of contract	General
Contract start date	08/05/2014
Contract end date	

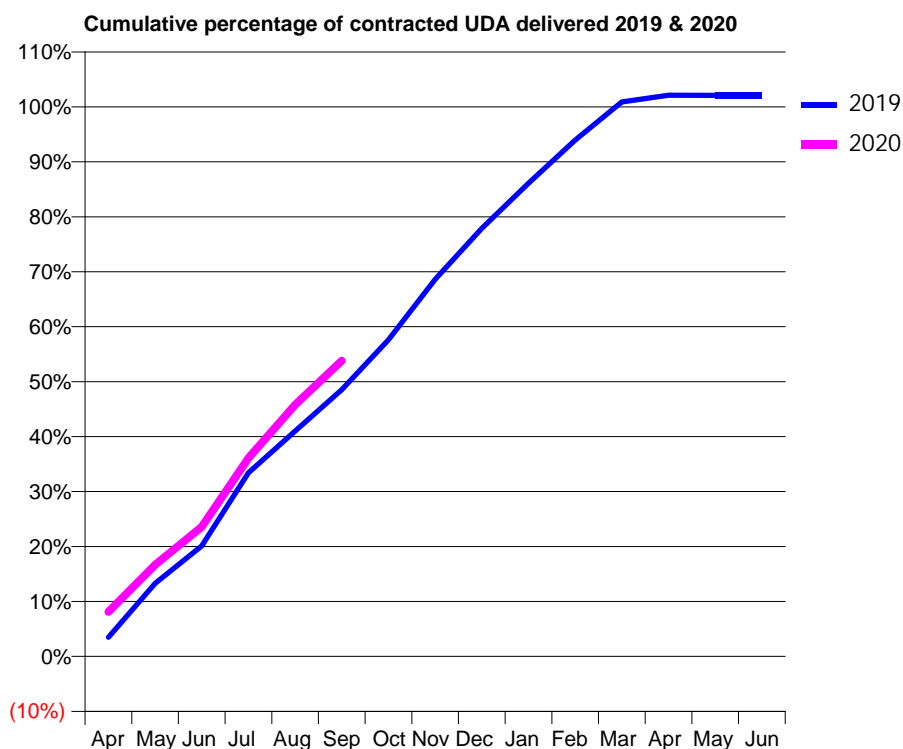
19/20 Contracted general activity (UDA)	21,611
Carry forward general activity (UDA)	-432
19/20 Contracted orthodontic activity (UOA)	0
Carry forward orthodontic activity (UOA)	0
Baseline contract value	£500,735.64

ACCESS*

Patients seen in 24 months	Total	Change since previous quarter
Quarter ending September 2018	7,565	
Quarter ending December 2018	7,574	→
Quarter ending March 2019	7,475	↓
Quarter ending June 2019	7,474	→
Quarter ending September 2019	7,590	→
Variance since September 2018	0.3%	→



ACTIVITY



Month	2019	2020
April	753	1,753
May	2,875	3,605
June	4,344	5,093
July	7,224	7,801
August	8,866	9,898
September	10,492	11,630
October	12,451	
November	14,828	
December	16,831	
January	18,611	
February	20,305	
March	21,801	
April	22,063	
May	22,061	
June	22,061	

QUALITY

	Quantity	Base Number	Contract	AT	Region	England
% of FP17s for the same patient ID Re-attending within 3 months - Children	95	1,259	7.5%	10.2%	11.3%	11.5%
% of FP17s for the same patient ID Re-attending within 3 months - Adults	481	4,827	10.0%	13.5%	14.7%	15.4%
% of FP17s for the same patient ID Re-attending between 3 & 9 months - Children	800	1,259	63.5%	60.8%	60.8%	59.7%
% of FP17s for the same patient ID Re-attending between 3 & 9 months - Adults	2,883	4,827	59.7%	50.2%	52.8%	51.7%
% of FP17s for Band 1 Urgent Courses	571	5,969	9.6%	9.2%	8.2%	9.2%
% of FP17s Relating to Free Repair or Replacements	35	5,969	0.6%	0.7%	0.7%	0.7%
% of FP17s Relating to Continuations	36	5,969	0.6%	0.8%	0.8%	0.8%
% of Patients satisfied with the dentistry they have received	1	1	N/A	93.2%	93.2%	93.5%
% of Patients satisfied with the time they had to wait for an appointment	1	1	N/A	86.3%	88.5%	87.4%

* This is based on patients treated on this contract for their most recent course of treatment. Figures in italics indicate the base number of FP17s or Patient Questionnaire responses are less than 100. N/A is shown where the base number of responses is less than 10 during the period. % is calculated as Quantity/Base number*100

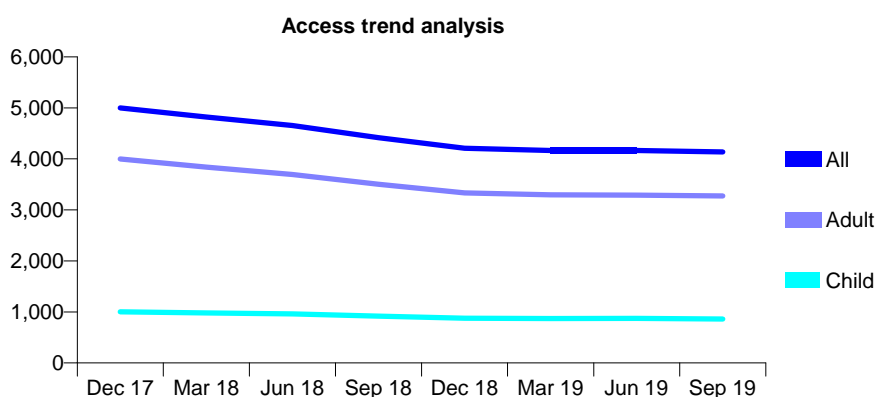
Q56 - Vital Signs At a Glance Contract Report for 104418/0002 - September 2019

Name or company name	Parish Vaid & Snehal Radia & Sanjay Shah
Contract type name	GDS Contract
Purpose of contract	General
Contract start date	13/05/2014
Contract end date	

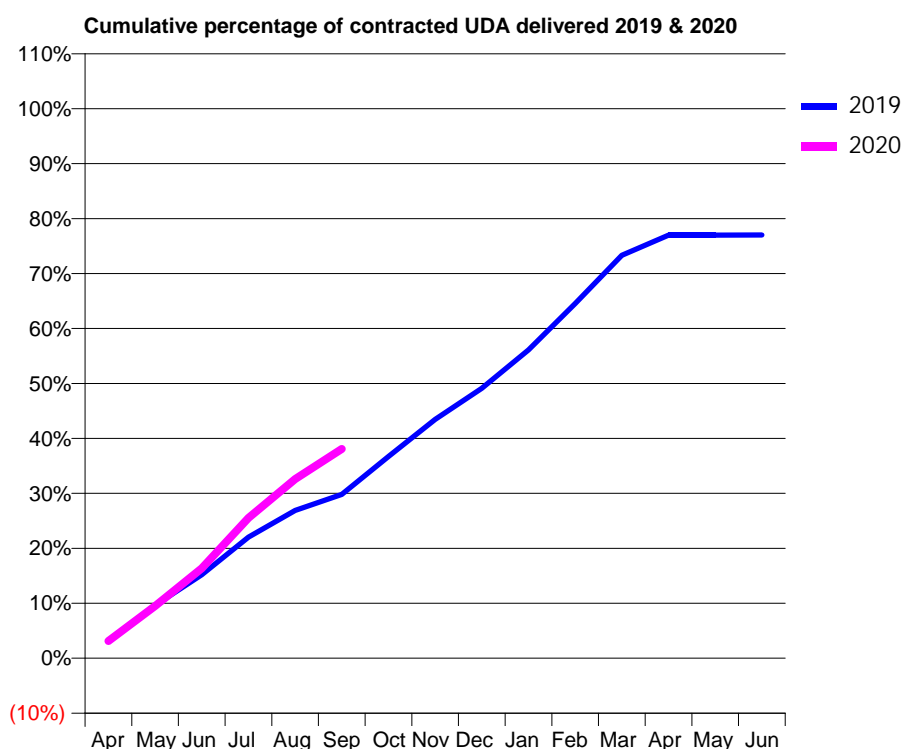
19/20 Contracted general activity (UDA)	16,174
Carry forward general activity (UDA)	0
19/20 Contracted orthodontic activity (UOA)	0
Carry forward orthodontic activity (UOA)	0
Baseline contract value	£455,178.72

ACCESS*

Patients seen in 24 months	Total	Change since previous quarter
Quarter ending September 2018	4,418	
Quarter ending December 2018	4,209	↓
Quarter ending March 2019	4,167	→
Quarter ending June 2019	4,165	→
Quarter ending September 2019	4,136	→
Variance since September 2018	(6.4%)	↓



ACTIVITY



Month	2019	2020
April	519	507
May	1,556	1,537
June	2,458	2,649
July	3,563	4,132
August	4,350	5,271
September	4,823	6,161
October	5,935	
November	7,031	
December	7,942	
January	9,076	
February	10,439	
March	11,859	
April	12,453	
May	12,453	
June	12,454	

QUALITY

	Quantity	Base Number	Contract	AT	Region	England
% of FP17s for the same patient ID Re-attending within 3 months - Children	24	607	4.0%	10.2%	11.3%	11.5%
% of FP17s for the same patient ID Re-attending within 3 months - Adults	272	2,560	10.6%	13.5%	14.7%	15.4%
% of FP17s for the same patient ID Re-attending between 3 & 9 months - Children	379	607	62.4%	60.8%	60.8%	59.7%
% of FP17s for the same patient ID Re-attending between 3 & 9 months - Adults	1,594	2,560	62.3%	50.2%	52.8%	51.7%
% of FP17s for Band 1 Urgent Courses	225	2,959	7.6%	9.2%	8.2%	9.2%
% of FP17s Relating to Free Repair or Replacements	12	2,959	0.4%	0.7%	0.7%	0.7%
% of FP17s Relating to Continuations	5	2,959	0.2%	0.8%	0.8%	0.8%
% of Patients satisfied with the dentistry they have received	2	2	N/A	93.2%	93.2%	93.5%
% of Patients satisfied with the time they had to wait for an appointment	1	2	N/A	86.3%	88.5%	87.4%

* This is based on patients treated on this contract for their most recent course of treatment.

Figures in italics indicate the base number of FP17s or Patient Questionnaire responses are less than 100. N/A is shown where the base number of responses is less than 10 during the period. % is calculated as Quantity/Base number*100

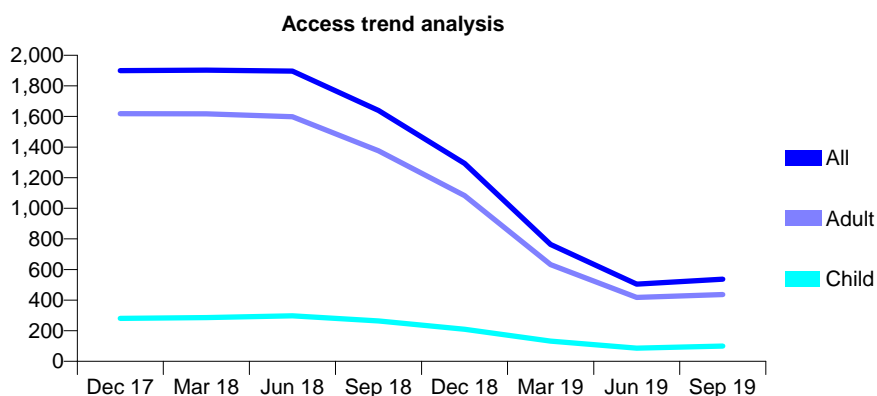
Q56 - Vital Signs At a Glance Contract Report for 105090/0001 - September 2019

Name or company name	Mr Azad Eyrumlu and Mr M Eyrumlu
Contract type name	GDS Contract
Purpose of contract	General
Contract start date	05/02/2013
Contract end date	

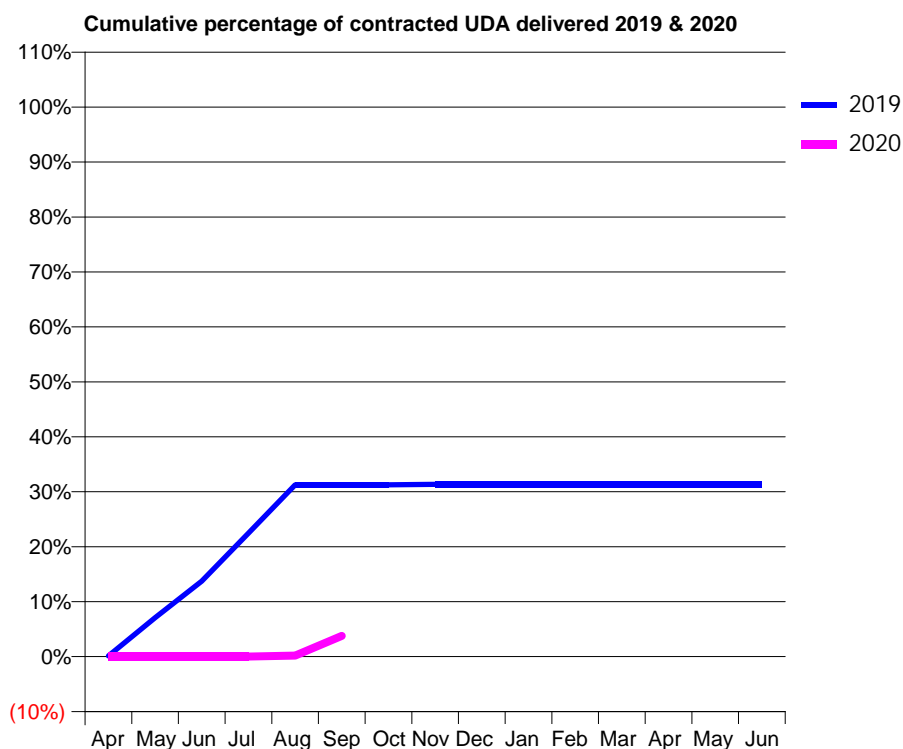
19/20 Contracted general activity (UDA)	7,566
Carry forward general activity (UDA)	0
19/20 Contracted orthodontic activity (UOA)	0
Carry forward orthodontic activity (UOA)	0
Baseline contract value	£185,748.29

ACCESS*

Patients seen in 24 months	Total	Change since previous quarter
Quarter ending September 2018	1,640	
Quarter ending December 2018	1,293	↓
Quarter ending March 2019	764	↓
Quarter ending June 2019	504	↓
Quarter ending September 2019	537	↑
Variance since September 2018	(67.3%)	↓



ACTIVITY



Month	Adjusted Scheduled Activity (UDA)	
	2019	2020
April	11	0
May	536	0
June	1,040	0
July	1,700	0
August	2,365	13
September	2,365	286
October	2,365	
November	2,371	
December	2,371	
January	2,371	
February	2,371	
March	2,371	
April	2,371	
May	2,371	
June	2,371	

QUALITY

	Quantity	Base Number	Contract	AT	Region	England
% of FP17s for the same patient ID Re-attending within 3 months - Children	0	15	0.0%	10.2%	11.3%	11.5%
% of FP17s for the same patient ID Re-attending within 3 months - Adults	4	88	4.5%	13.5%	14.7%	15.4%
% of FP17s for the same patient ID Re-attending between 3 & 9 months - Children	0	15	0.0%	60.8%	60.8%	59.7%
% of FP17s for the same patient ID Re-attending between 3 & 9 months - Adults	0	88	0.0%	50.2%	52.8%	51.7%
% of FP17s for Band 1 Urgent Courses	25	103	24.3%	9.2%	8.2%	9.2%
% of FP17s Relating to Free Repair or Replacements	0	103	0.0%	0.7%	0.7%	0.7%
% of FP17s Relating to Continuations	0	103	0.0%	0.8%	0.8%	0.8%
% of Patients satisfied with the dentistry they have received	0	0	N/A	93.2%	93.2%	93.5%
% of Patients satisfied with the time they had to wait for an appointment	0	0	N/A	86.3%	88.5%	87.4%

* This is based on patients treated on this contract for their most recent course of treatment. Figures in italics indicate the base number of FP17s or Patient Questionnaire responses are less than 100. N/A is shown where the base number of responses is less than 10 during the period. % is calculated as Quantity/Base number*100

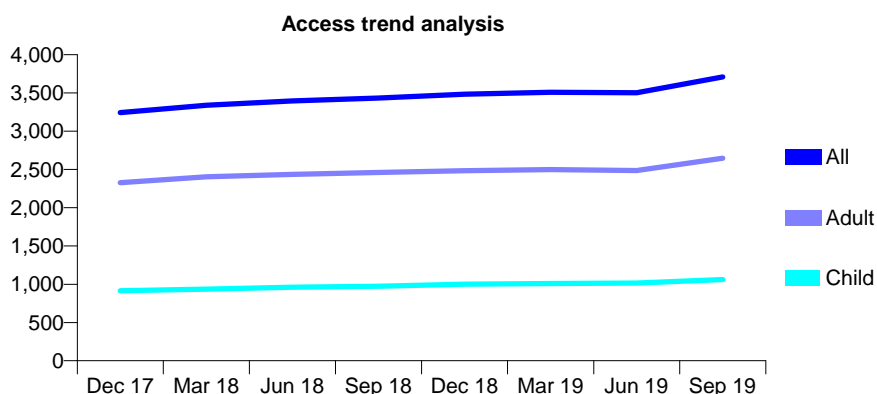
Q56 - Vital Signs At a Glance Contract Report for 105171/0001 - September 2019

Name or company name	Gentle Dental Practices Ltd
Contract type name	GDS Contract
Purpose of contract	General and Orthodontic
Contract start date	01/06/2010
Contract end date	

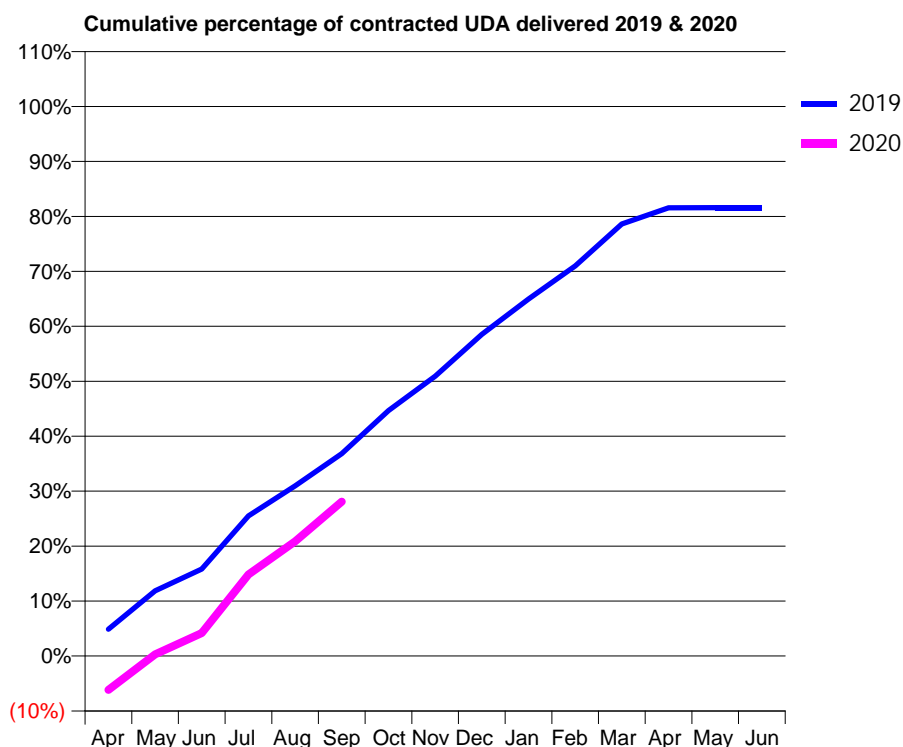
19/20 Contracted general activity (UDA)	13,759
Carry forward general activity (UDA)	1,358
19/20 Contracted orthodontic activity (UOA)	1,260
Carry forward orthodontic activity (UOA)	2
Baseline contract value	£419,409.42

ACCESS*

Patients seen in 24 months	Total	Change since previous quarter
Quarter ending September 2018	3,433	
Quarter ending December 2018	3,484	→
Quarter ending March 2019	3,509	→
Quarter ending June 2019	3,503	→
Quarter ending September 2019	3,710	↑
Variance since September 2018	8.1%	↑



ACTIVITY



Month	Adjusted Scheduled Activity (UDA)	
	2019	2020
April	720	-849
May	1,750	43
June	2,333	577
July	3,757	2,041
August	4,566	2,872
September	5,425	3,866
October	6,580	
November	7,504	
December	8,623	
January	9,570	
February	10,460	
March	11,583	
April	12,015	
May	12,021	
June	12,020	

QUALITY

	Quantity	Base Number	Contract	AT	Region	England
% of FP17s for the same patient ID Re-attending within 3 months - Children	76	904	8.4%	10.2%	11.3%	11.5%
% of FP17s for the same patient ID Re-attending within 3 months - Adults	258	1,879	13.7%	13.5%	14.7%	15.4%
% of FP17s for the same patient ID Re-attending between 3 & 9 months - Children	552	904	61.1%	60.8%	60.8%	59.7%
% of FP17s for the same patient ID Re-attending between 3 & 9 months - Adults	758	1,879	40.3%	50.2%	52.8%	51.7%
% of FP17s for Band 1 Urgent Courses	130	2,522	5.2%	9.2%	8.2%	9.2%
% of FP17s Relating to Free Repair or Replacements	18	2,522	0.7%	0.7%	0.7%	0.7%
% of FP17s Relating to Continuations	4	2,522	0.2%	0.8%	0.8%	0.8%
% of Patients satisfied with the dentistry they have received	4	4	N/A	93.2%	93.2%	93.5%
% of Patients satisfied with the time they had to wait for an appointment	4	4	N/A	86.3%	88.5%	87.4%

* This is based on patients treated on this contract for their most recent course of treatment. Figures in italics indicate the base number of FP17s or Patient Questionnaire responses are less than 100. N/A is shown where the base number of responses is less than 10 during the period. % is calculated as Quantity/Base number*100

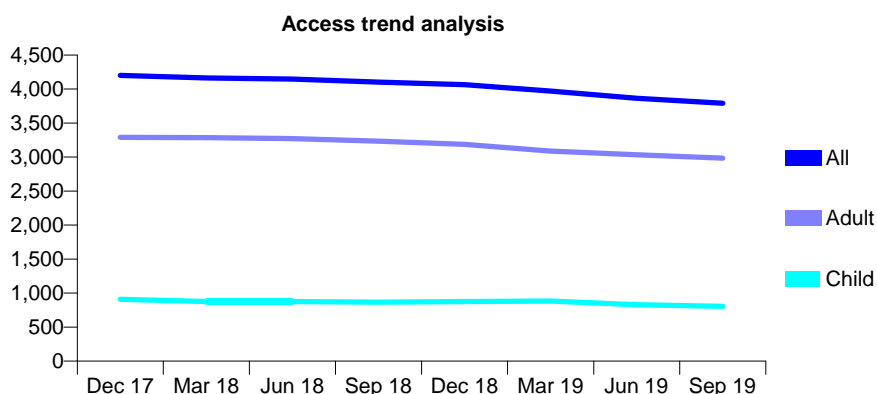
Q56 - Vital Signs At a Glance Contract Report for 105996/0001 - September 2019

Name or company name	Dr A Monzavi Tabrizi Dental Practice Limite
Contract type name	GDS Contract
Purpose of contract	General
Contract start date	01/07/2014
Contract end date	

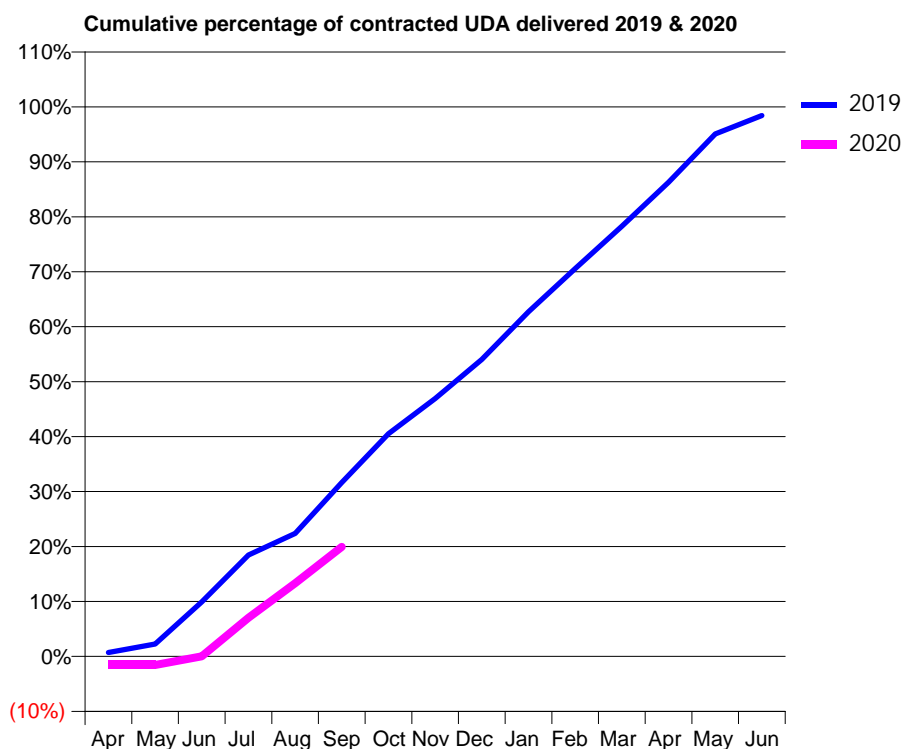
19/20 Contracted general activity (UDA)	12,090
Carry forward general activity (UDA)	192
19/20 Contracted orthodontic activity (UOA)	0
Carry forward orthodontic activity (UOA)	0
Baseline contract value	£302,908.22

ACCESS*

Patients seen in 24 months	Total	Change since previous quarter
Quarter ending September 2018	4,102	
Quarter ending December 2018	4,064	→
Quarter ending March 2019	3,972	↓
Quarter ending June 2019	3,865	↓
Quarter ending September 2019	3,792	↓
Variance since September 2018	(7.6%)	↓



ACTIVITY



Month	Adjusted Scheduled Activity (UDA)	
	2019	2020
April	88	-192
May	274	-189
June	1,198	1
July	2,232	848
August	2,706	1,612
September	3,824	2,409
October	4,899	
November	5,673	
December	6,532	
January	7,583	
February	8,533	
March	9,463	
April	10,432	
May	11,493	
June	11,898	

QUALITY

	Quantity	Base Number	Contract	AT	Region	England
% of FP17s for the same patient ID Re-attending within 3 months - Children	43	505	8.5%	10.2%	11.3%	11.5%
% of FP17s for the same patient ID Re-attending within 3 months - Adults	239	1,839	13.0%	13.5%	14.7%	15.4%
% of FP17s for the same patient ID Re-attending between 3 & 9 months - Children	253	505	50.1%	60.8%	60.8%	59.7%
% of FP17s for the same patient ID Re-attending between 3 & 9 months - Adults	991	1,839	53.9%	50.2%	52.8%	51.7%
% of FP17s for Band 1 Urgent Courses	191	1,289	14.8%	9.2%	8.2%	9.2%
% of FP17s Relating to Free Repair or Replacements	4	1,289	0.3%	0.7%	0.7%	0.7%
% of FP17s Relating to Continuations	1	1,289	0.1%	0.8%	0.8%	0.8%
% of Patients satisfied with the dentistry they have received	4	4	N/A	93.2%	93.2%	93.5%
% of Patients satisfied with the time they had to wait for an appointment	4	4	N/A	86.3%	88.5%	87.4%

* This is based on patients treated on this contract for their most recent course of treatment. Figures in italics indicate the base number of FP17s or Patient Questionnaire responses are less than 100. N/A is shown where the base number of responses is less than 10 during the period. % is calculated as Quantity/Base number*100

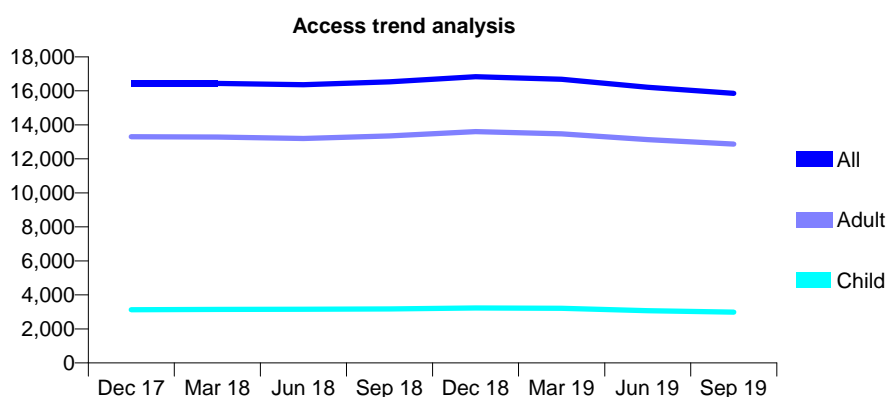
Q56 - Vital Signs At a Glance Contract Report for 106275/0001 - September 2019

Name or company name	Dr P Vaid, S Radia and S Shah
Contract type name	GDS Contract
Purpose of contract	General
Contract start date	01/04/2014
Contract end date	

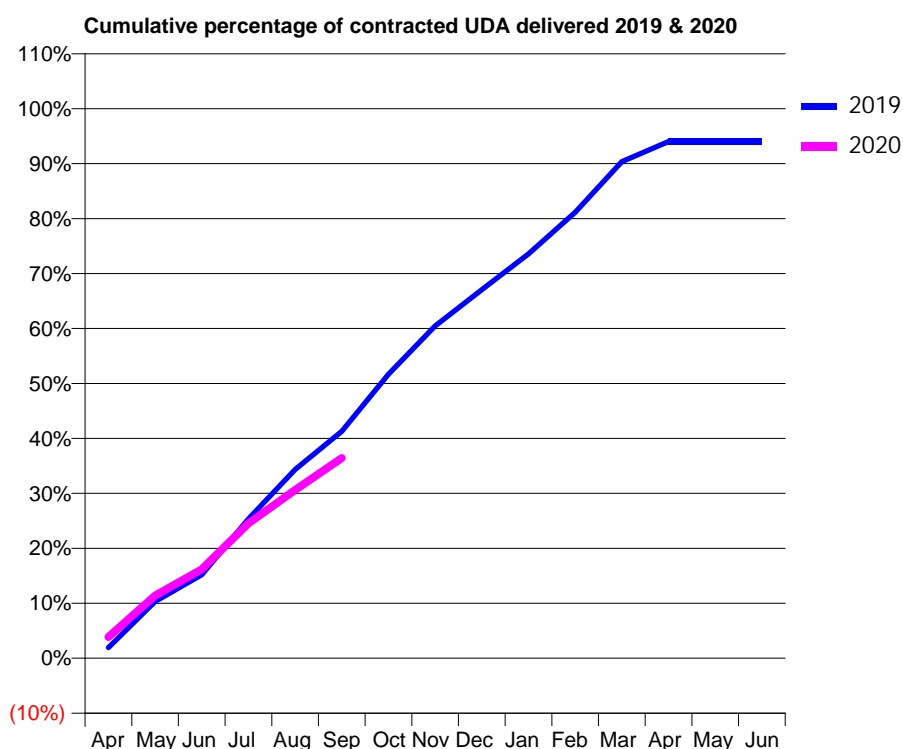
19/20 Contracted general activity (UDA)	47,200
Carry forward general activity (UDA)	0
19/20 Contracted orthodontic activity (UOA)	0
Carry forward orthodontic activity (UOA)	0
Baseline contract value	£1,037,537.90

ACCESS*

Patients seen in 24 months	Total	Change since previous quarter
Quarter ending September 2018	16,528	
Quarter ending December 2018	16,837	→
Quarter ending March 2019	16,680	→
Quarter ending June 2019	16,206	↓
Quarter ending September 2019	15,857	↓
Variance since September 2018	(4.1%)	↓



ACTIVITY



Month	2019	2020
April	907	1,824
May	4,876	5,389
June	7,163	7,629
July	11,963	11,581
August	16,212	14,463
September	19,489	17,188
October	24,389	
November	28,536	
December	31,650	
January	34,735	
February	38,300	
March	42,654	
April	44,383	
May	44,374	
June	44,379	

QUALITY

	Quantity	Base Number	Contract	AT	Region	England
% of FP17s for the same patient ID Re-attending within 3 months - Children	196	2,067	9.5%	10.2%	11.3%	11.5%
% of FP17s for the same patient ID Re-attending within 3 months - Adults	1,335	8,977	14.9%	13.5%	14.7%	15.4%
% of FP17s for the same patient ID Re-attending between 3 & 9 months - Children	1,294	2,067	62.6%	60.8%	60.8%	59.7%
% of FP17s for the same patient ID Re-attending between 3 & 9 months - Adults	5,750	8,977	64.1%	50.2%	52.8%	51.7%
% of FP17s for Band 1 Urgent Courses	994	9,734	10.2%	9.2%	8.2%	9.2%
% of FP17s Relating to Free Repair or Replacements	96	9,734	1.0%	0.7%	0.7%	0.7%
% of FP17s Relating to Continuations	50	9,734	0.5%	0.8%	0.8%	0.8%
% of Patients satisfied with the dentistry they have received	8	9	N/A	93.2%	93.2%	93.5%
% of Patients satisfied with the time they had to wait for an appointment	9	9	N/A	86.3%	88.5%	87.4%

* This is based on patients treated on this contract for their most recent course of treatment. Figures in italics indicate the base number of FP17s or Patient Questionnaire responses are less than 100. N/A is shown where the base number of responses is less than 10 during the period. % is calculated as Quantity/Base number*100

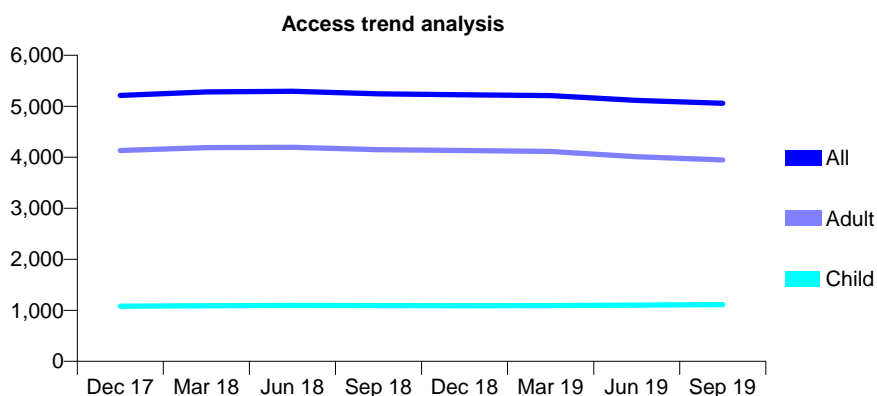
Q56 - Vital Signs At a Glance Contract Report for 106941/0001 - September 2019

Name or company name	Perfect Smile Clinic Limited
Contract type name	GDS Contract
Purpose of contract	General
Contract start date	01/03/2014
Contract end date	

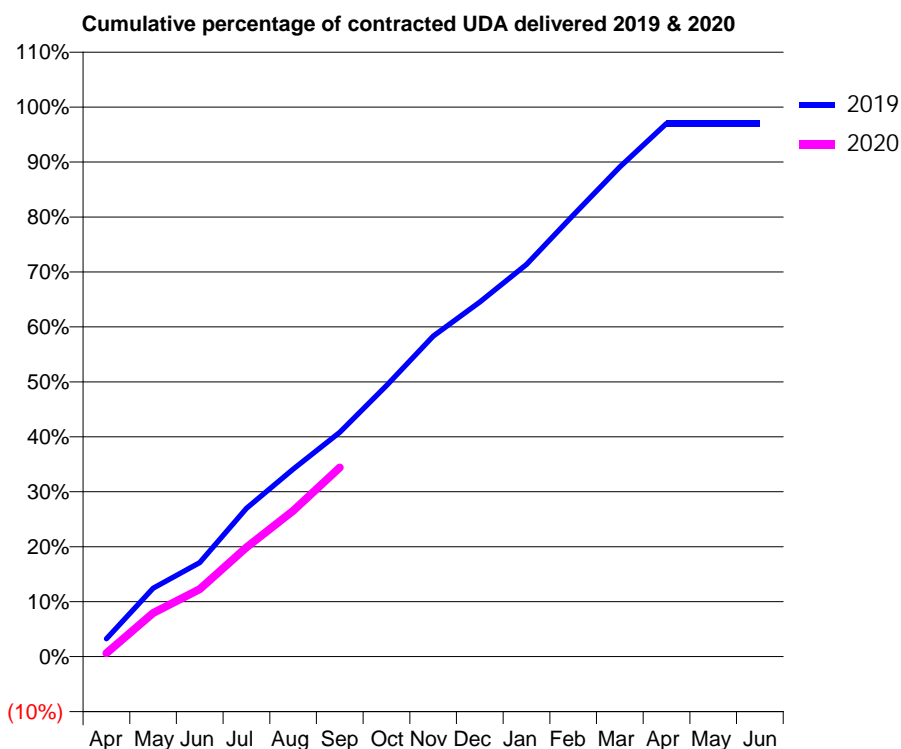
19/20 Contracted general activity (UDA)	17,380
Carry forward general activity (UDA)	521
19/20 Contracted orthodontic activity (UOA)	0
Carry forward orthodontic activity (UOA)	0
Baseline contract value	£414,753.24

ACCESS*

Patients seen in 24 months	Total	Change since previous quarter
Quarter ending September 2018	5,242	
Quarter ending December 2018	5,226	→
Quarter ending March 2019	5,208	→
Quarter ending June 2019	5,115	↓
Quarter ending September 2019	5,061	↓
Variance since September 2018	(3.5%)	↓



ACTIVITY



Month	Adjusted Scheduled Activity (UDA)	
	2019	2020
April	564	110
May	2,166	1,380
June	2,976	2,132
July	4,686	3,455
August	5,932	4,618
September	7,092	5,982
October	8,574	
November	10,137	
December	11,212	
January	12,401	
February	13,963	
March	15,484	
April	16,860	
May	16,859	
June	16,859	

QUALITY

	Quantity	Base Number	Contract	AT	Region	England
% of FP17s for the same patient ID Re-attending within 3 months - Children	64	910	7.0%	10.2%	11.3%	11.5%
% of FP17s for the same patient ID Re-attending within 3 months - Adults	387	3,079	12.6%	13.5%	14.7%	15.4%
% of FP17s for the same patient ID Re-attending between 3 & 9 months - Children	574	910	63.1%	60.8%	60.8%	59.7%
% of FP17s for the same patient ID Re-attending between 3 & 9 months - Adults	1,978	3,079	64.2%	50.2%	52.8%	51.7%
% of FP17s for Band 1 Urgent Courses	294	3,499	8.4%	9.2%	8.2%	9.2%
% of FP17s Relating to Free Repair or Replacements	14	3,499	0.4%	0.7%	0.7%	0.7%
% of FP17s Relating to Continuations	7	3,499	0.2%	0.8%	0.8%	0.8%
% of Patients satisfied with the dentistry they have received	1	1	N/A	93.2%	93.2%	93.5%
% of Patients satisfied with the time they had to wait for an appointment	1	1	N/A	86.3%	88.5%	87.4%

* This is based on patients treated on this contract for their most recent course of treatment. Figures in italics indicate the base number of FP17s or Patient Questionnaire responses are less than 100. N/A is shown where the base number of responses is less than 10 during the period. % is calculated as Quantity/Base number*100

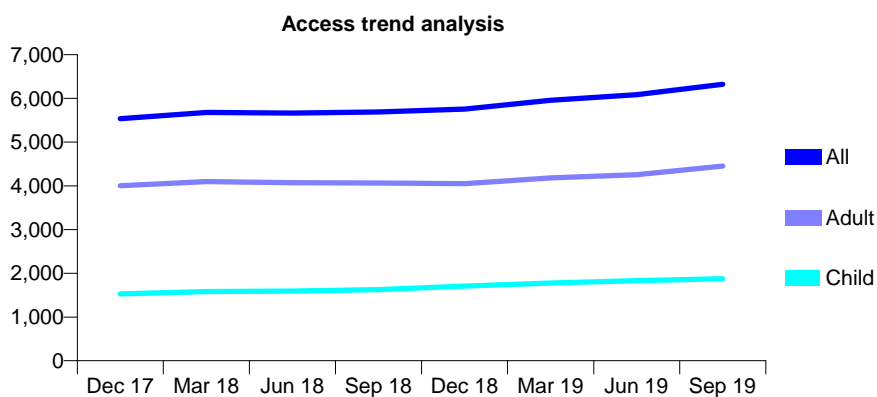
Q56 - Vital Signs At a Glance Contract Report for 109142/0001 - September 2019

Name or company name	Littleport Dental Practice
Contract type name	GDS Contract
Purpose of contract	General
Contract start date	02/07/2012
Contract end date	

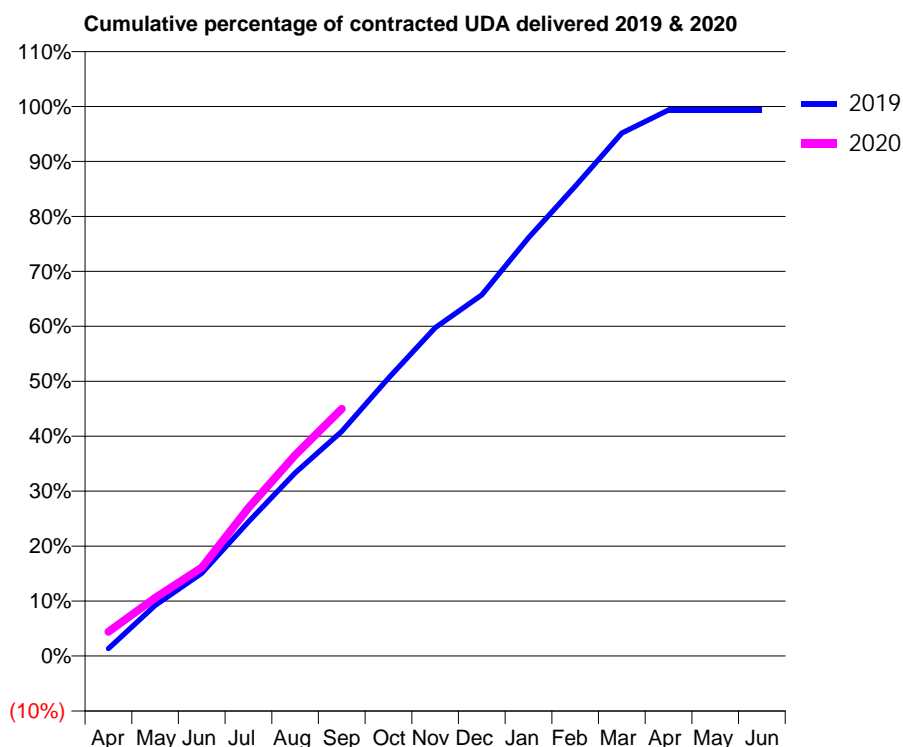
19/20 Contracted general activity (UDA)	14,288
Carry forward general activity (UDA)	90
19/20 Contracted orthodontic activity (UOA)	0
Carry forward orthodontic activity (UOA)	0
Baseline contract value	£370,293.37

ACCESS*

Patients seen in 24 months	Total	Change since previous quarter
Quarter ending September 2018	5,690	
Quarter ending December 2018	5,754	→
Quarter ending March 2019	5,957	↑
Quarter ending June 2019	6,086	↑
Quarter ending September 2019	6,325	↑
Variance since September 2018	11.2%	↑



ACTIVITY



Month	Adjusted Scheduled Activity (UDA)	
	2019	2020
April	196	634
May	1,319	1,513
June	2,154	2,301
July	3,491	3,852
August	4,763	5,224
September	5,840	6,428
October	7,223	
November	8,538	
December	9,390	
January	10,876	
February	12,212	
March	13,597	
April	14,193	
May	14,198	
June	14,198	

QUALITY

	Quantity	Base Number	Contract	AT	Region	England
% of FP17s for the same patient ID Re-attending within 3 months - Children	157	1,659	9.5%	10.2%	11.3%	11.5%
% of FP17s for the same patient ID Re-attending within 3 months - Adults	440	3,399	12.9%	13.5%	14.7%	15.4%
% of FP17s for the same patient ID Re-attending between 3 & 9 months - Children	1,101	1,659	66.4%	60.8%	60.8%	59.7%
% of FP17s for the same patient ID Re-attending between 3 & 9 months - Adults	1,827	3,399	53.8%	50.2%	52.8%	51.7%
% of FP17s for Band 1 Urgent Courses	354	4,346	8.1%	9.2%	8.2%	9.2%
% of FP17s Relating to Free Repair or Replacements	5	4,346	0.1%	0.7%	0.7%	0.7%
% of FP17s Relating to Continuations	9	4,346	0.2%	0.8%	0.8%	0.8%
% of Patients satisfied with the dentistry they have received	1	1	N/A	93.2%	93.2%	93.5%
% of Patients satisfied with the time they had to wait for an appointment	1	1	N/A	86.3%	88.5%	87.4%

* This is based on patients treated on this contract for their most recent course of treatment. Figures in italics indicate the base number of FP17s or Patient Questionnaire responses are less than 100. N/A is shown where the base number of responses is less than 10 during the period. % is calculated as Quantity/Base number*100

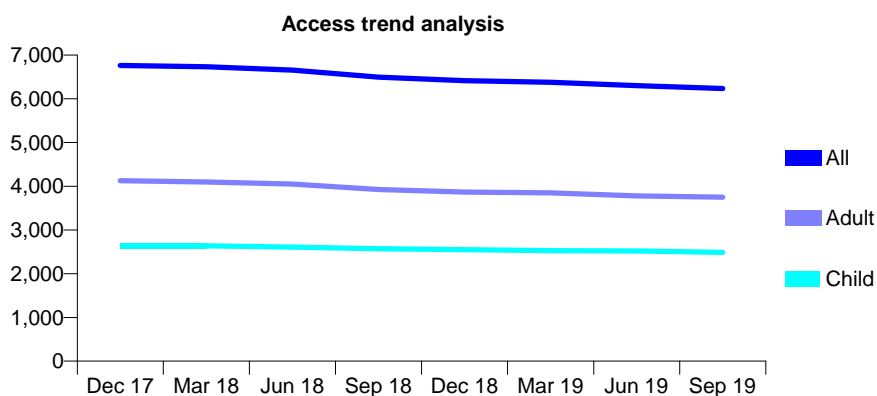
Q56 - Vital Signs At a Glance Contract Report for 109487/0001 - September 2019

Name or company name	Cambourne Dental Practice
Contract type name	GDS Contract
Purpose of contract	General
Contract start date	08/04/2011
Contract end date	

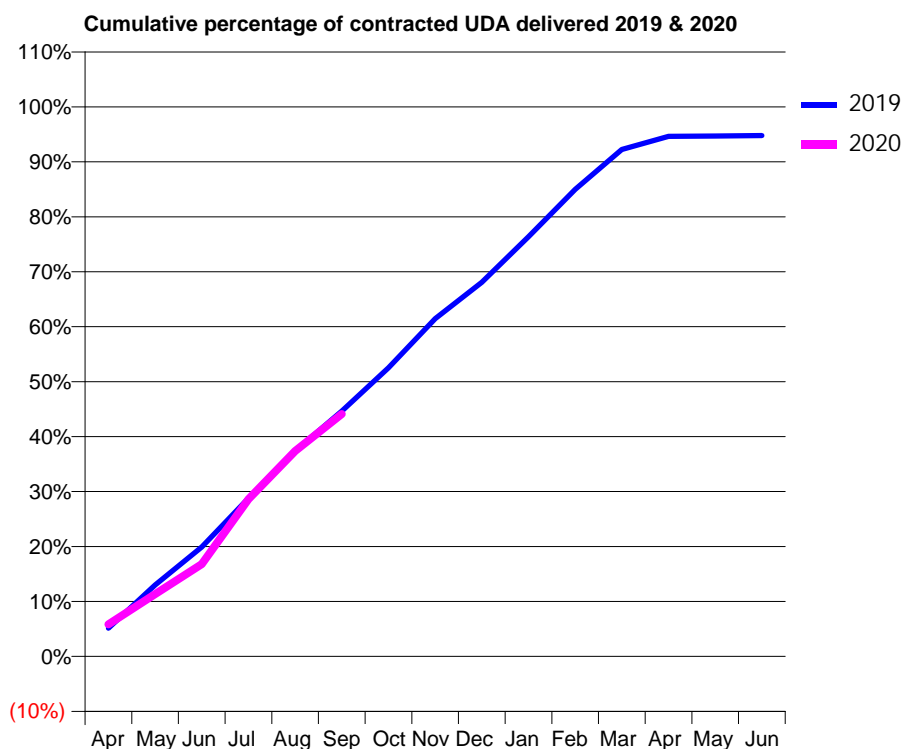
19/20 Contracted general activity (UDA)	17,913
Carry forward general activity (UDA)	0
19/20 Contracted orthodontic activity (UOA)	0
Carry forward orthodontic activity (UOA)	0
Baseline contract value	£542,951.78

ACCESS*

Patients seen in 24 months	Total	Change since previous quarter
Quarter ending September 2018	6,494	
Quarter ending December 2018	6,414	↓
Quarter ending March 2019	6,375	→
Quarter ending June 2019	6,301	↓
Quarter ending September 2019	6,236	↓
Variance since September 2018	(4.0%)	↓



ACTIVITY



Month	2019	2020
April	922	1,044
May	2,328	2,034
June	3,568	3,009
July	5,158	5,126
August	6,701	6,699
September	7,995	7,899
October	9,411	
November	11,010	
December	12,196	
January	13,681	
February	15,224	
March	16,524	
April	16,952	
May	16,960	
June	16,975	

QUALITY

	Quantity	Base Number	Contract	AT	Region	England
% of FP17s for the same patient ID Re-attending within 3 months - Children	120	2,131	5.6%	10.2%	11.3%	11.5%
% of FP17s for the same patient ID Re-attending within 3 months - Adults	248	2,905	8.5%	13.5%	14.7%	15.4%
% of FP17s for the same patient ID Re-attending between 3 & 9 months - Children	1,586	2,131	74.4%	60.8%	60.8%	59.7%
% of FP17s for the same patient ID Re-attending between 3 & 9 months - Adults	2,045	2,905	70.4%	50.2%	52.8%	51.7%
% of FP17s for Band 1 Urgent Courses	255	4,761	5.4%	9.2%	8.2%	9.2%
% of FP17s Relating to Free Repair or Replacements	20	4,761	0.4%	0.7%	0.7%	0.7%
% of FP17s Relating to Continuations	33	4,761	0.7%	0.8%	0.8%	0.8%
% of Patients satisfied with the dentistry they have received	3	3	N/A	93.2%	93.2%	93.5%
% of Patients satisfied with the time they had to wait for an appointment	2	3	N/A	86.3%	88.5%	87.4%

* This is based on patients treated on this contract for their most recent course of treatment. Figures in italics indicate the base number of FP17s or Patient Questionnaire responses are less than 100. N/A is shown where the base number of responses is less than 10 during the period. % is calculated as Quantity/Base number*100

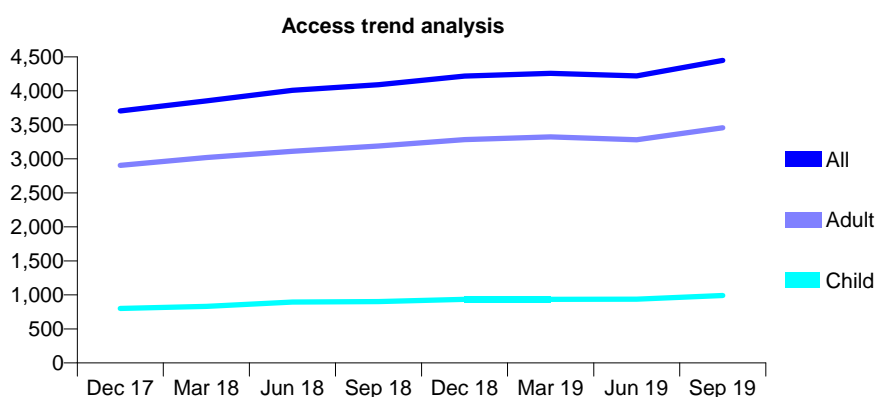
Q56 - Vital Signs At a Glance Contract Report for 110655/0001 - September 2019

Name or company name	The Toothplace Dental Surgery
Contract type name	GDS Contract
Purpose of contract	General
Contract start date	01/09/2010
Contract end date	

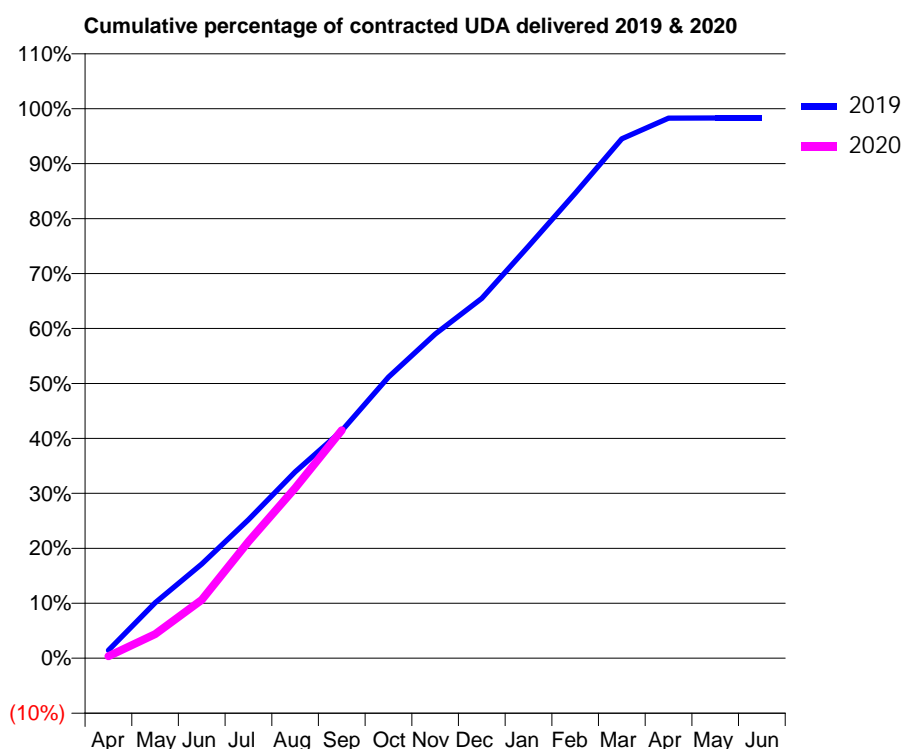
19/20 Contracted general activity (UDA)	13,533
Carry forward general activity (UDA)	230
19/20 Contracted orthodontic activity (UOA)	0
Carry forward orthodontic activity (UOA)	0
Baseline contract value	£350,126.66

ACCESS*

Patients seen in 24 months	Total	Change since previous quarter
Quarter ending September 2018	4,092	
Quarter ending December 2018	4,219	↑
Quarter ending March 2019	4,257	→
Quarter ending June 2019	4,221	→
Quarter ending September 2019	4,448	↑
Variance since September 2018	8.7%	↑



ACTIVITY



Month	2019	2020
April	197	50
May	1,363	594
June	2,321	1,436
July	3,409	2,872
August	4,591	4,193
September	5,600	5,613
October	6,925	
November	7,981	
December	8,863	
January	10,146	
February	11,451	
March	12,791	
April	13,299	
May	13,300	
June	13,303	

QUALITY

	Quantity	Base Number	Contract	AT	Region	England
% of FP17s for the same patient ID Re-attending within 3 months - Children	46	681	6.8%	10.2%	11.3%	11.5%
% of FP17s for the same patient ID Re-attending within 3 months - Adults	195	2,173	9.0%	13.5%	14.7%	15.4%
% of FP17s for the same patient ID Re-attending between 3 & 9 months - Children	395	681	58.0%	60.8%	60.8%	59.7%
% of FP17s for the same patient ID Re-attending between 3 & 9 months - Adults	1,246	2,173	57.3%	50.2%	52.8%	51.7%
% of FP17s for Band 1 Urgent Courses	121	2,686	4.5%	9.2%	8.2%	9.2%
% of FP17s Relating to Free Repair or Replacements	6	2,686	0.2%	0.7%	0.7%	0.7%
% of FP17s Relating to Continuations	4	2,686	0.1%	0.8%	0.8%	0.8%
% of Patients satisfied with the dentistry they have received	0	0	N/A	93.2%	93.2%	93.5%
% of Patients satisfied with the time they had to wait for an appointment	0	0	N/A	86.3%	88.5%	87.4%

* This is based on patients treated on this contract for their most recent course of treatment.

Figures in italics indicate the base number of FP17s or Patient Questionnaire responses are less than 100. N/A is shown where the base number of responses is less than 10 during the period. % is calculated as Quantity/Base number*100

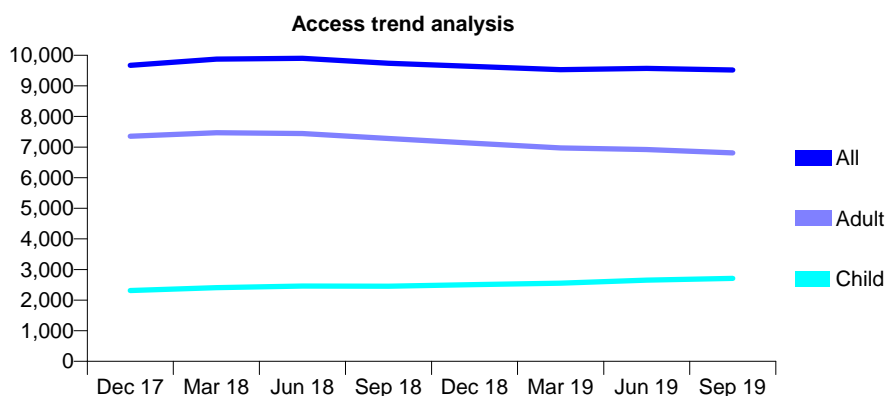
Q56 - Vital Signs At a Glance Contract Report for 110817/0001 - September 2019

Name or company name	1A Group Dental Practice Partnership
Contract type name	GDS Contract
Purpose of contract	General
Contract start date	01/04/2009
Contract end date	

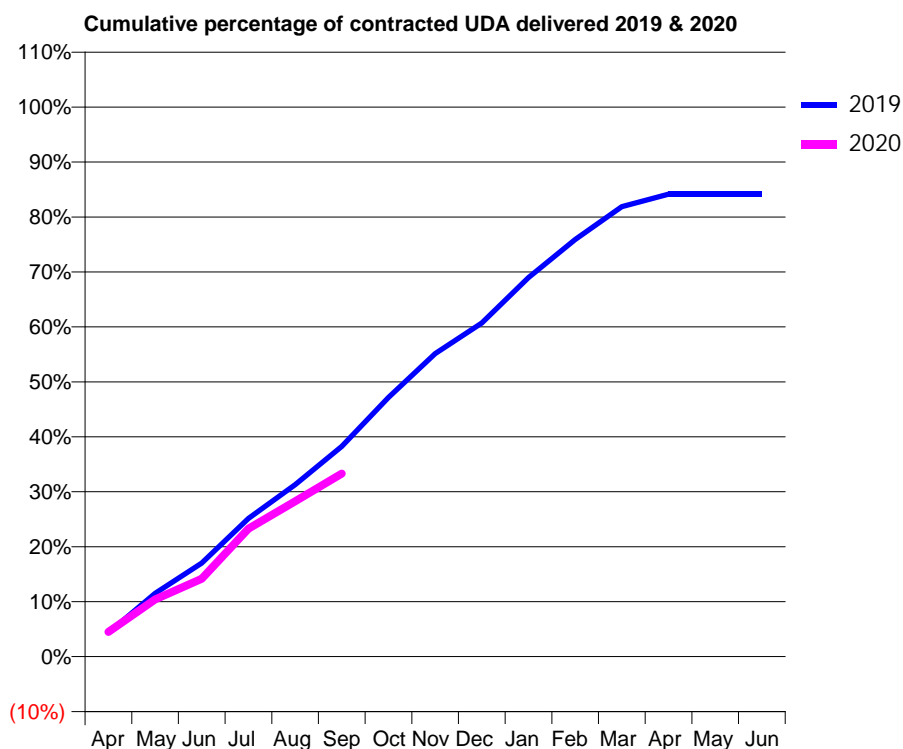
19/20 Contracted general activity (UDA)	27,000
Carry forward general activity (UDA)	0
19/20 Contracted orthodontic activity (UOA)	0
Carry forward orthodontic activity (UOA)	0
Baseline contract value	£646,081.15

ACCESS*

Patients seen in 24 months	Total	Change since previous quarter
Quarter ending September 2018	9,736	
Quarter ending December 2018	9,632	↓
Quarter ending March 2019	9,533	↓
Quarter ending June 2019	9,571	→
Quarter ending September 2019	9,519	→
Variance since September 2018	(2.2%)	↓



ACTIVITY



Month	Adjusted Scheduled Activity (UDA)	
	2019	2020
April	1,176	1,216
May	3,109	2,813
June	4,594	3,821
July	6,793	6,289
August	8,446	7,630
September	10,331	8,990
October	12,736	
November	14,890	
December	16,388	
January	18,624	
February	20,488	
March	22,109	
April	22,722	
May	22,722	
June	22,719	

QUALITY

	Quantity	Base Number	Contract	AT	Region	England
% of FP17s for the same patient ID Re-attending within 3 months - Children	96	1,953	4.9%	10.2%	11.3%	11.5%
% of FP17s for the same patient ID Re-attending within 3 months - Adults	427	4,158	10.3%	13.5%	14.7%	15.4%
% of FP17s for the same patient ID Re-attending between 3 & 9 months - Children	1,266	1,953	64.8%	60.8%	60.8%	59.7%
% of FP17s for the same patient ID Re-attending between 3 & 9 months - Adults	2,281	4,158	54.9%	50.2%	52.8%	51.7%
% of FP17s for Band 1 Urgent Courses	428	5,736	7.5%	9.2%	8.2%	9.2%
% of FP17s Relating to Free Repair or Replacements	41	5,736	0.7%	0.7%	0.7%	0.7%
% of FP17s Relating to Continuations	37	5,736	0.6%	0.8%	0.8%	0.8%
% of Patients satisfied with the dentistry they have received	2	3	N/A	93.2%	93.2%	93.5%
% of Patients satisfied with the time they had to wait for an appointment	2	3	N/A	86.3%	88.5%	87.4%

* This is based on patients treated on this contract for their most recent course of treatment. Figures in italics indicate the base number of FP17s or Patient Questionnaire responses are less than 100. N/A is shown where the base number of responses is less than 10 during the period. % is calculated as Quantity/Base number*100

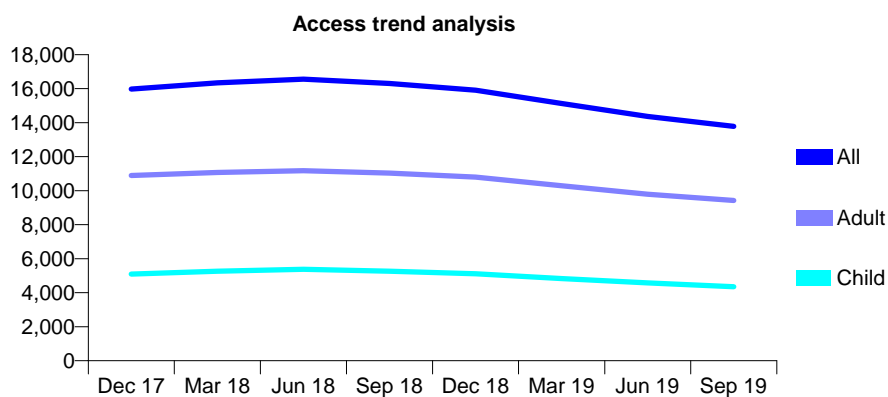
Q56 - Vital Signs At a Glance Contract Report for 110817/0002 - September 2019

Name or company name	1A Group Dental Practice Partnership
Contract type name	GDS Contract
Purpose of contract	General
Contract start date	01/04/2009
Contract end date	

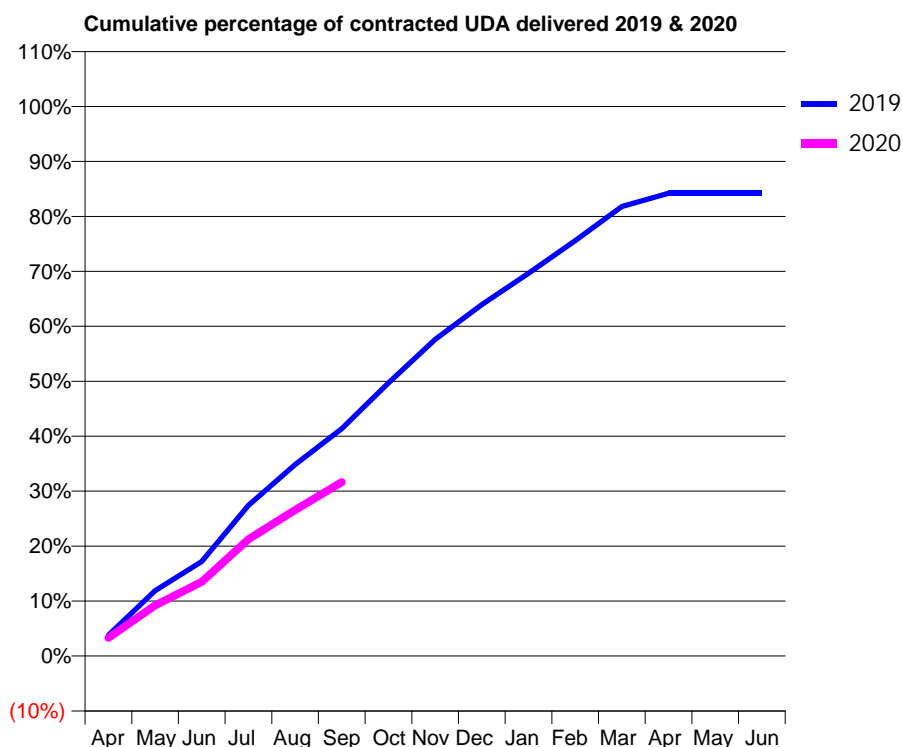
19/20 Contracted general activity (UDA)	50,000
Carry forward general activity (UDA)	0
19/20 Contracted orthodontic activity (UOA)	0
Carry forward orthodontic activity (UOA)	0
Baseline contract value	£1,349,416.20

ACCESS*

Patients seen in 24 months	Total	Change since previous quarter
Quarter ending September 2018	16,305	
Quarter ending December 2018	15,909	↓
Quarter ending March 2019	15,129	↓
Quarter ending June 2019	14,367	↓
Quarter ending September 2019	13,781	↓
Variance since September 2018	(15.5%)	↓



ACTIVITY



Month	Adjusted Scheduled Activity (UDA)	
	2019	2020
April	1,900	1,655
May	5,950	4,612
June	8,599	6,754
July	13,705	10,623
August	17,420	13,295
September	20,676	15,821
October	24,839	
November	28,815	
December	31,964	
January	34,829	
February	37,786	
March	40,895	
April	42,101	
May	42,099	
June	42,103	

QUALITY

	Quantity	Base Number	Contract	AT	Region	England
% of FP17s for the same patient ID Re-attending within 3 months - Children	144	2,833	5.1%	10.2%	11.3%	11.5%
% of FP17s for the same patient ID Re-attending within 3 months - Adults	534	5,266	10.1%	13.5%	14.7%	15.4%
% of FP17s for the same patient ID Re-attending between 3 & 9 months - Children	1,810	2,833	63.9%	60.8%	60.8%	59.7%
% of FP17s for the same patient ID Re-attending between 3 & 9 months - Adults	2,994	5,266	56.9%	50.2%	52.8%	51.7%
% of FP17s for Band 1 Urgent Courses	509	7,627	6.7%	9.2%	8.2%	9.2%
% of FP17s Relating to Free Repair or Replacements	20	7,627	0.3%	0.7%	0.7%	0.7%
% of FP17s Relating to Continuations	74	7,627	1.0%	0.8%	0.8%	0.8%
% of Patients satisfied with the dentistry they have received	11	12	91.7%	93.2%	93.2%	93.5%
% of Patients satisfied with the time they had to wait for an appointment	8	12	66.7%	86.3%	88.5%	87.4%

* This is based on patients treated on this contract for their most recent course of treatment. Figures in italics indicate the base number of FP17s or Patient Questionnaire responses are less than 100. N/A is shown where the base number of responses is less than 10 during the period. % is calculated as Quantity/Base number*100

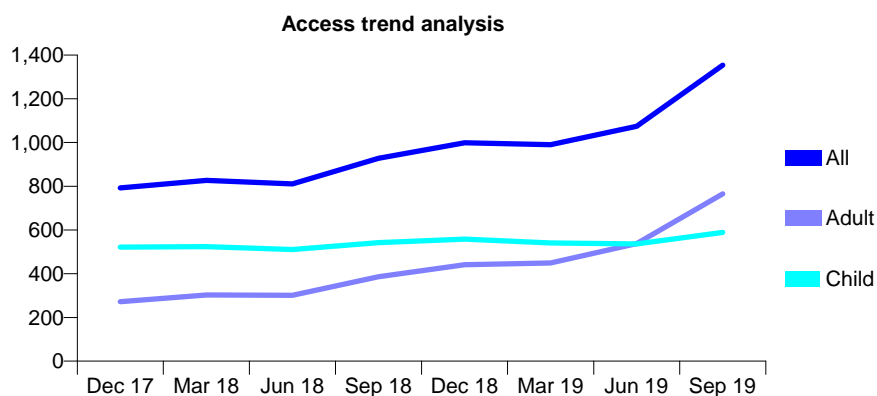
Q56 - Vital Signs At a Glance Contract Report for 112720/0001 - September 2019

Name or company name	Golden Triangle Practice LLP
Contract type name	GDS Contract
Purpose of contract	General
Contract start date	01/04/2008
Contract end date	

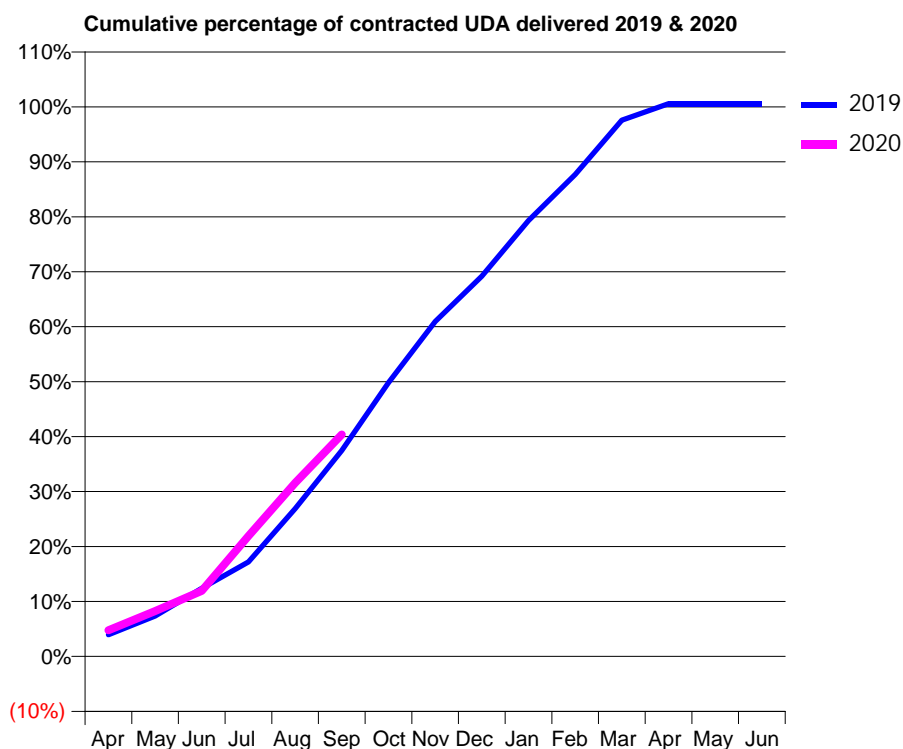
19/20 Contracted general activity (UDA)	4,723
Carry forward general activity (UDA)	-13
19/20 Contracted orthodontic activity (UOA)	0
Carry forward orthodontic activity (UOA)	0
Baseline contract value	£124,378.27

ACCESS*

Patients seen in 24 months	Total	Change since previous quarter
Quarter ending September 2018	928	
Quarter ending December 2018	999	↑
Quarter ending March 2019	990	→
Quarter ending June 2019	1,074	↑
Quarter ending September 2019	1,354	↑
Variance since September 2018	45.9%	↑



ACTIVITY



Month	2019	2020
April	91	225
May	170	390
June	285	564
July	396	1,035
August	619	1,492
September	862	1,907
October	1,147	
November	1,404	
December	1,593	
January	1,827	
February	2,019	
March	2,247	
April	2,316	
May	2,316	
June	2,316	

QUALITY

	Quantity	Base Number	Contract	AT	Region	England
% of FP17s for the same patient ID Re-attending within 3 months - Children	27	404	6.7%	10.2%	11.3%	11.5%
% of FP17s for the same patient ID Re-attending within 3 months - Adults	51	534	9.6%	13.5%	14.7%	15.4%
% of FP17s for the same patient ID Re-attending between 3 & 9 months - Children	198	404	49.0%	60.8%	60.8%	59.7%
% of FP17s for the same patient ID Re-attending between 3 & 9 months - Adults	120	534	22.5%	50.2%	52.8%	51.7%
% of FP17s for Band 1 Urgent Courses	75	899	8.3%	9.2%	8.2%	9.2%
% of FP17s Relating to Free Repair or Replacements	2	899	0.2%	0.7%	0.7%	0.7%
% of FP17s Relating to Continuations	17	899	1.9%	0.8%	0.8%	0.8%
% of Patients satisfied with the dentistry they have received	1	1	N/A	93.2%	93.2%	93.5%
% of Patients satisfied with the time they had to wait for an appointment	1	1	N/A	86.3%	88.5%	87.4%

* This is based on patients treated on this contract for their most recent course of treatment. Figures in italics indicate the base number of FP17s or Patient Questionnaire responses are less than 100. N/A is shown where the base number of responses is less than 10 during the period. % is calculated as Quantity/Base number*100

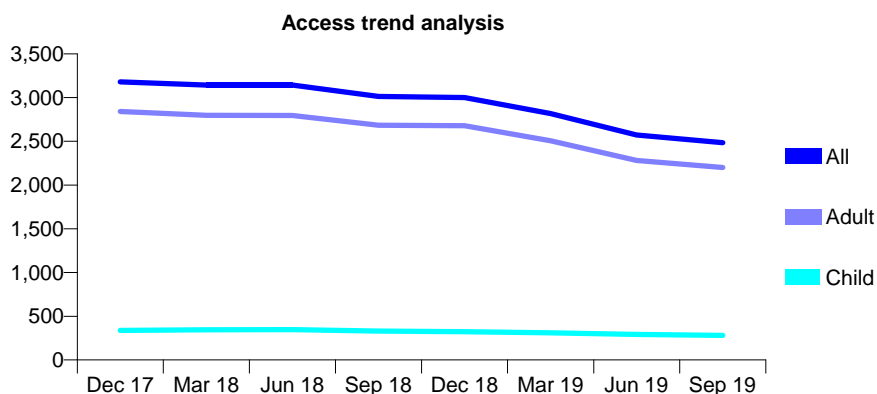
Q56 - Vital Signs At a Glance Contract Report for 117455/0001 - September 2019

Name or company name	UEA Dentists
Contract type name	GDS Contract
Purpose of contract	General
Contract start date	01/03/2012
Contract end date	

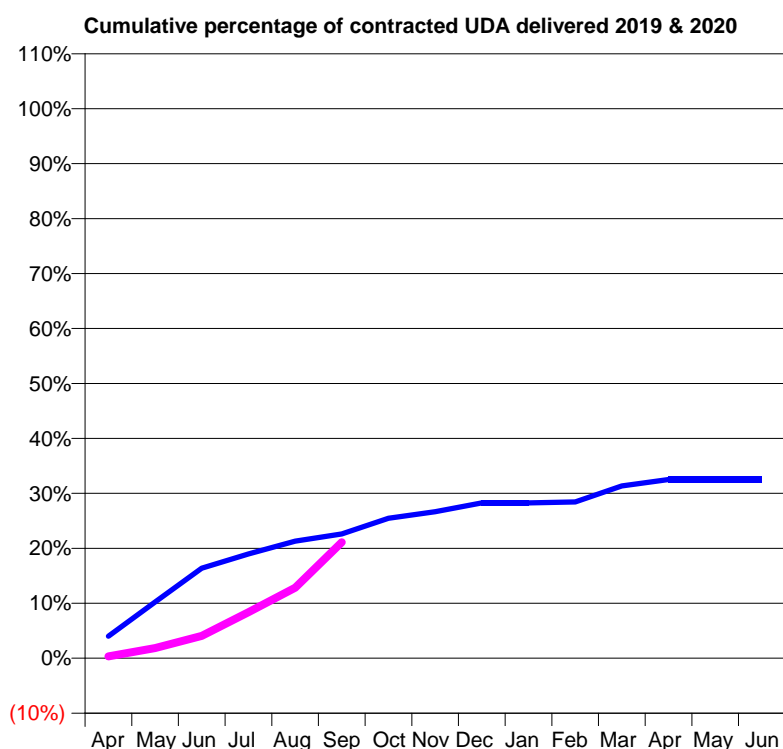
19/20 Contracted general activity (UDA)	7,680
Carry forward general activity (UDA)	0
19/20 Contracted orthodontic activity (UOA)	0
Carry forward orthodontic activity (UOA)	0
Baseline contract value	£232,012.80

ACCESS*

Patients seen in 24 months	Total	Change since previous quarter
Quarter ending September 2018	3,013	
Quarter ending December 2018	3,001	→
Quarter ending March 2019	2,817	↓
Quarter ending June 2019	2,572	↓
Quarter ending September 2019	2,483	↓
Variance since September 2018	(17.6%)	↓



ACTIVITY



Month	2019	2020
April	348	26
May	889	142
June	1,424	313
July	1,646	644
August	1,850	986
September	1,964	1,620
October	2,211	
November	2,315	
December	2,453	
January	2,453	
February	2,468	
March	2,721	
April	2,821	
May	2,822	
June	2,822	

QUALITY

	Quantity	Base Number	Contract	AT	Region	England
% of FP17s for the same patient ID Re-attending within 3 months - Children	8	189	4.2%	10.2%	11.3%	11.5%
% of FP17s for the same patient ID Re-attending within 3 months - Adults	82	1,004	8.2%	13.5%	14.7%	15.4%
% of FP17s for the same patient ID Re-attending between 3 & 9 months - Children	45	189	23.8%	60.8%	60.8%	59.7%
% of FP17s for the same patient ID Re-attending between 3 & 9 months - Adults	138	1,004	13.7%	50.2%	52.8%	51.7%
% of FP17s for Band 1 Urgent Courses	191	1,134	16.8%	9.2%	8.2%	9.2%
% of FP17s Relating to Free Repair or Replacements	3	1,134	0.3%	0.7%	0.7%	0.7%
% of FP17s Relating to Continuations	8	1,134	0.7%	0.8%	0.8%	0.8%
% of Patients satisfied with the dentistry they have received	1	1	N/A	93.2%	93.2%	93.5%
% of Patients satisfied with the time they had to wait for an appointment	1	1	N/A	86.3%	88.5%	87.4%

* This is based on patients treated on this contract for their most recent course of treatment.

Figures in italics indicate the base number of FP17s or Patient Questionnaire responses are less than 100. N/A is shown where the base number of responses is less than 10 during the period. % is calculated as Quantity/Base number*100

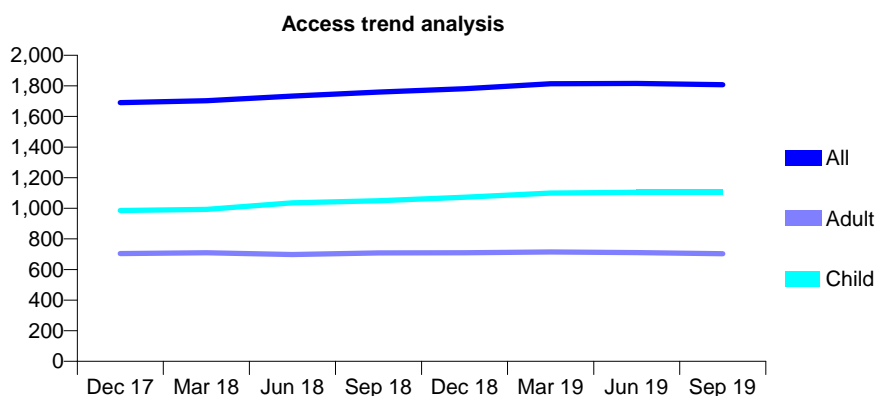
Q56 - Vital Signs At a Glance Contract Report for 117501/0001 - September 2019

Name or company name	The High Street Dental Practice
Contract type name	GDS Contract
Purpose of contract	General
Contract start date	01/10/2010
Contract end date	

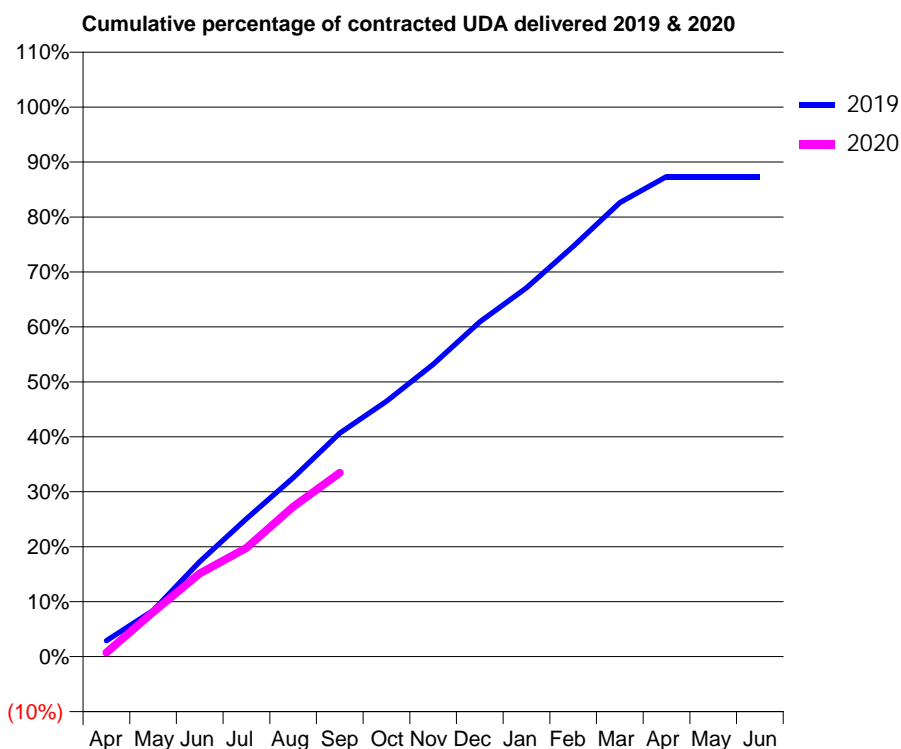
19/20 Contracted general activity (UDA)	4,321
Carry forward general activity (UDA)	0
19/20 Contracted orthodontic activity (UOA)	0
Carry forward orthodontic activity (UOA)	0
Baseline contract value	£97,675.27

ACCESS*

Patients seen in 24 months	Total	Change since previous quarter
Quarter ending September 2018	1,759	
Quarter ending December 2018	1,782	→
Quarter ending March 2019	1,814	→
Quarter ending June 2019	1,816	→
Quarter ending September 2019	1,808	→
Variance since September 2018	2.8%	↑



ACTIVITY



Month	Adjusted Scheduled Activity (UDA)	
	2019	2020
April	125	32
May	364	350
June	747	653
July	1,084	855
August	1,407	1,179
September	1,757	1,446
October	2,008	
November	2,298	
December	2,633	
January	2,900	
February	3,226	
March	3,569	
April	3,775	
May	3,775	
June	3,775	

QUALITY

	Quantity	Base Number	Contract	AT	Region	England
% of FP17s for the same patient ID Re-attending within 3 months - Children	57	865	6.6%	10.2%	11.3%	11.5%
% of FP17s for the same patient ID Re-attending within 3 months - Adults	16	311	5.1%	13.5%	14.7%	15.4%
% of FP17s for the same patient ID Re-attending between 3 & 9 months - Children	598	865	69.1%	60.8%	60.8%	59.7%
% of FP17s for the same patient ID Re-attending between 3 & 9 months - Adults	134	311	43.1%	50.2%	52.8%	51.7%
% of FP17s for Band 1 Urgent Courses	43	1,057	4.1%	9.2%	8.2%	9.2%
% of FP17s Relating to Free Repair or Replacements	0	1,057	0.0%	0.7%	0.7%	0.7%
% of FP17s Relating to Continuations	14	1,057	1.3%	0.8%	0.8%	0.8%
% of Patients satisfied with the dentistry they have received	0	0	N/A	93.2%	93.2%	93.5%
% of Patients satisfied with the time they had to wait for an appointment	0	0	N/A	86.3%	88.5%	87.4%

* This is based on patients treated on this contract for their most recent course of treatment. Figures in italics indicate the base number of FP17s or Patient Questionnaire responses are less than 100. N/A is shown where the base number of responses is less than 10 during the period. % is calculated as Quantity/Base number*100

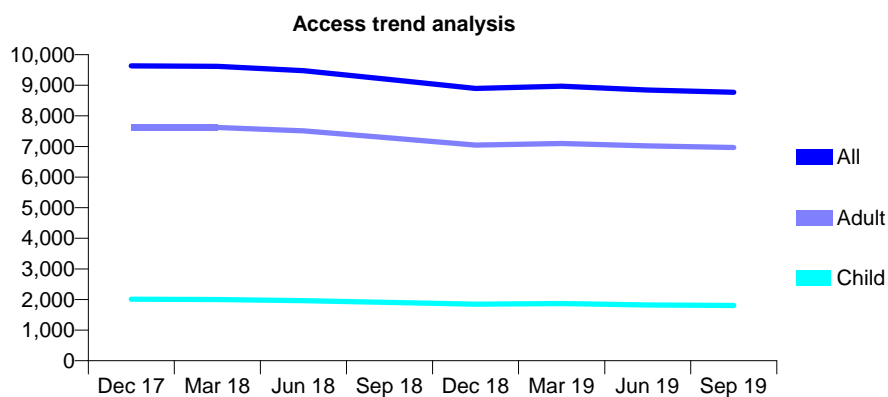
Q56 - Vital Signs At a Glance Contract Report for 117994/0001 - September 2019

Name or company name	Wensleydale Dental Practice
Contract type name	GDS Contract
Purpose of contract	General
Contract start date	01/07/2011
Contract end date	

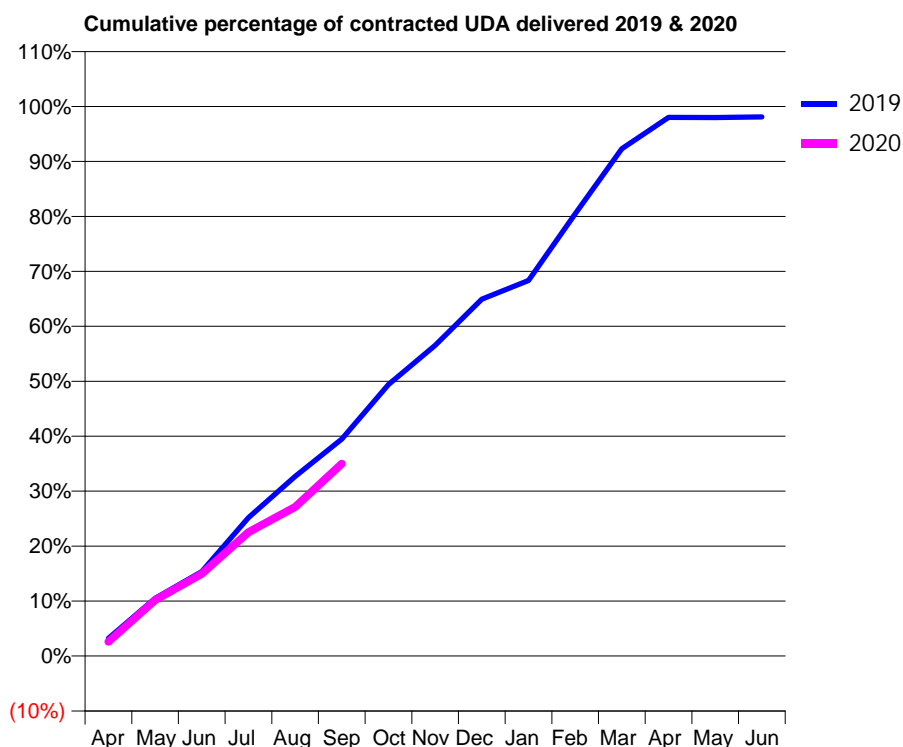
19/20 Contracted general activity (UDA)	28,718
Carry forward general activity (UDA)	549
19/20 Contracted orthodontic activity (UOA)	0
Carry forward orthodontic activity (UOA)	0
Baseline contract value	£747,531.34

ACCESS*

Patients seen in 24 months	Total	Change since previous quarter
Quarter ending September 2018	9,187	
Quarter ending December 2018	8,897	↓
Quarter ending March 2019	8,969	→
Quarter ending June 2019	8,843	↓
Quarter ending September 2019	8,775	→
Variance since September 2018	(4.5%)	↓



ACTIVITY



Month	Adjusted Scheduled Activity (UDA)	
	2019	2020
April	920	751
May	3,012	2,920
June	4,415	4,293
July	7,229	6,472
August	9,394	7,790
September	11,332	10,052
October	14,194	
November	16,233	
December	18,646	
January	19,618	
February	23,114	
March	26,504	
April	28,141	
May	28,140	
June	28,169	

QUALITY

	Quantity	Base Number	Contract	AT	Region	England
% of FP17s for the same patient ID Re-attending within 3 months - Children	83	1,272	6.5%	10.2%	11.3%	11.5%
% of FP17s for the same patient ID Re-attending within 3 months - Adults	525	4,532	11.6%	13.5%	14.7%	15.4%
% of FP17s for the same patient ID Re-attending between 3 & 9 months - Children	794	1,272	62.4%	60.8%	60.8%	59.7%
% of FP17s for the same patient ID Re-attending between 3 & 9 months - Adults	2,860	4,532	63.1%	50.2%	52.8%	51.7%
% of FP17s for Band 1 Urgent Courses	325	5,197	6.3%	9.2%	8.2%	9.2%
% of FP17s Relating to Free Repair or Replacements	66	5,197	1.3%	0.7%	0.7%	0.7%
% of FP17s Relating to Continuations	9	5,197	0.2%	0.8%	0.8%	0.8%
% of Patients satisfied with the dentistry they have received	3	3	N/A	93.2%	93.2%	93.5%
% of Patients satisfied with the time they had to wait for an appointment	3	3	N/A	86.3%	88.5%	87.4%

* This is based on patients treated on this contract for their most recent course of treatment. Figures in italics indicate the base number of FP17s or Patient Questionnaire responses are less than 100. N/A is shown where the base number of responses is less than 10 during the period. % is calculated as Quantity/Base number*100

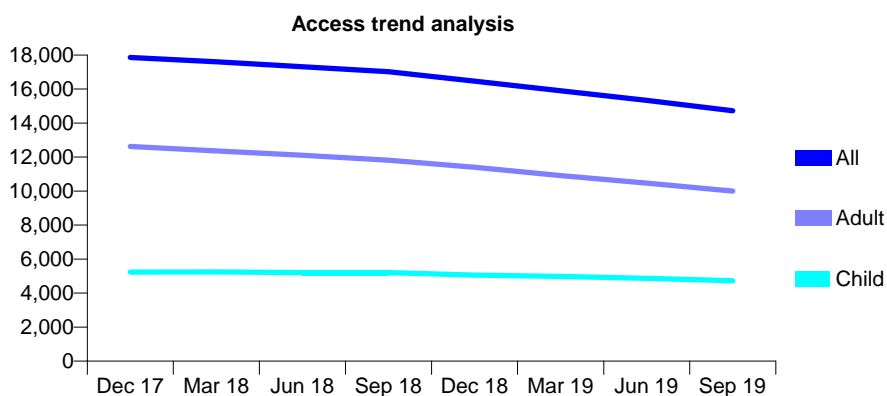
Q56 - Vital Signs At a Glance Contract Report for 118036/0001 - September 2019

Name or company name	DU TOIT & BURGER PARTNERSHIP (IPS)
Contract type name	GDS Contract
Purpose of contract	General and Orthodontic
Contract start date	01/04/2007
Contract end date	

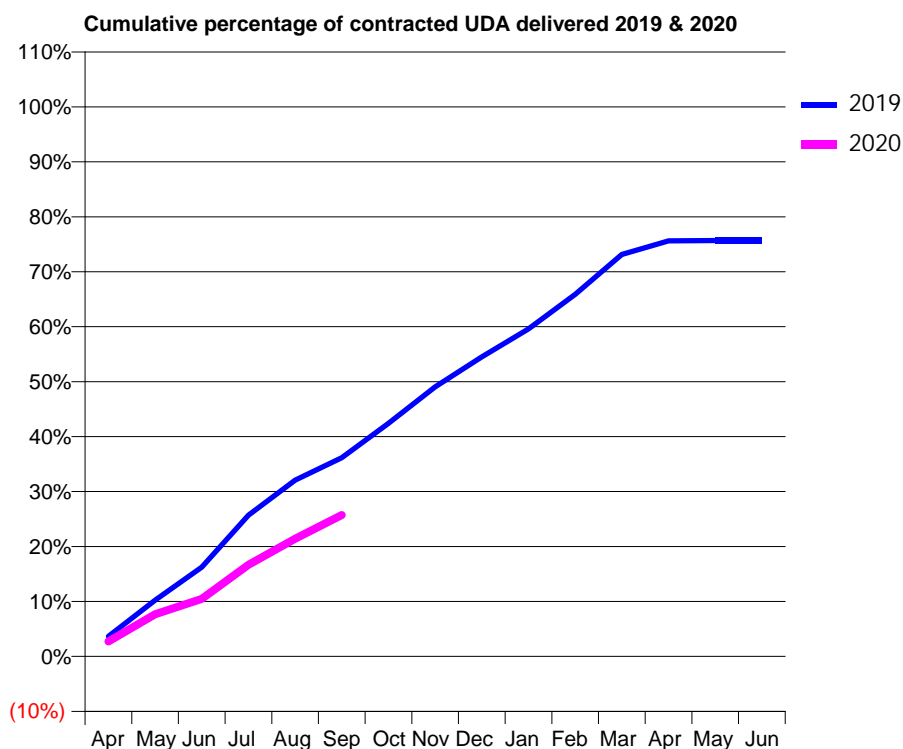
19/20 Contracted general activity (UDA)	42,501
Carry forward general activity (UDA)	0
19/20 Contracted orthodontic activity (UOA)	7,184
Carry forward orthodontic activity (UOA)	-144
Baseline contract value	£1,489,680.12

ACCESS*

Patients seen in 24 months	Total	Change since previous quarter
Quarter ending September 2018	17,026	
Quarter ending December 2018	16,466	↓
Quarter ending March 2019	15,901	↓
Quarter ending June 2019	15,338	↓
Quarter ending September 2019	14,727	↓
Variance since September 2018	(13.5%)	↓



ACTIVITY



Month	2019	2020
April	1,557	1,156
May	4,348	3,267
June	6,900	4,453
July	10,925	7,088
August	13,625	9,100
September	15,373	10,939
October	18,038	
November	20,851	
December	23,155	
January	25,334	
February	28,006	
March	31,077	
April	32,142	
May	32,165	
June	32,166	

QUALITY

	Quantity	Base Number	Contract	AT	Region	England
% of FP17s for the same patient ID Re-attending within 3 months - Children	301	3,526	8.5%	10.2%	11.3%	11.5%
% of FP17s for the same patient ID Re-attending within 3 months - Adults	332	4,334	7.7%	13.5%	14.7%	15.4%
% of FP17s for the same patient ID Re-attending between 3 & 9 months - Children	2,194	3,526	62.2%	60.8%	60.8%	59.7%
% of FP17s for the same patient ID Re-attending between 3 & 9 months - Adults	1,667	4,334	38.5%	50.2%	52.8%	51.7%
% of FP17s for Band 1 Urgent Courses	482	6,972	6.9%	9.2%	8.2%	9.2%
% of FP17s Relating to Free Repair or Replacements	10	6,972	0.1%	0.7%	0.7%	0.7%
% of FP17s Relating to Continuations	35	6,972	0.5%	0.8%	0.8%	0.8%
% of Patients satisfied with the dentistry they have received	3	3	N/A	93.2%	93.2%	93.5%
% of Patients satisfied with the time they had to wait for an appointment	3	3	N/A	86.3%	88.5%	87.4%

* This is based on patients treated on this contract for their most recent course of treatment. Figures in italics indicate the base number of FP17s or Patient Questionnaire responses are less than 100. N/A is shown where the base number of responses is less than 10 during the period. % is calculated as Quantity/Base number*100

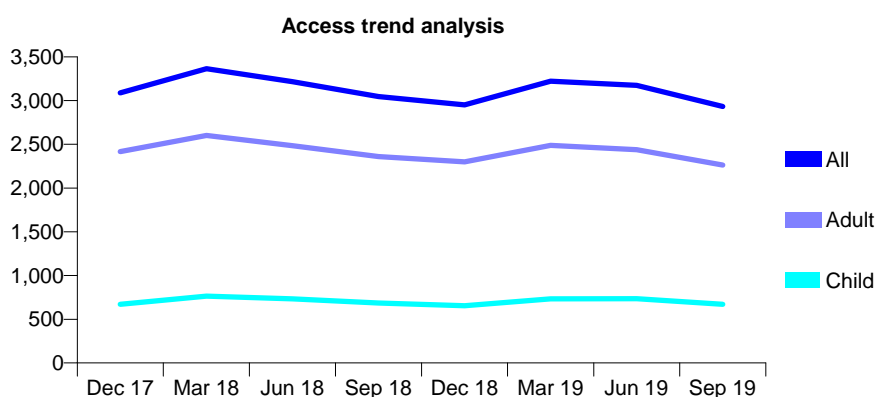
Q56 - Vital Signs At a Glance Contract Report for 119210/0001 - September 2019

Name or company name	Dr K A Fagher & Dr A Surti
Contract type name	GDS Contract
Purpose of contract	General
Contract start date	01/07/2011
Contract end date	

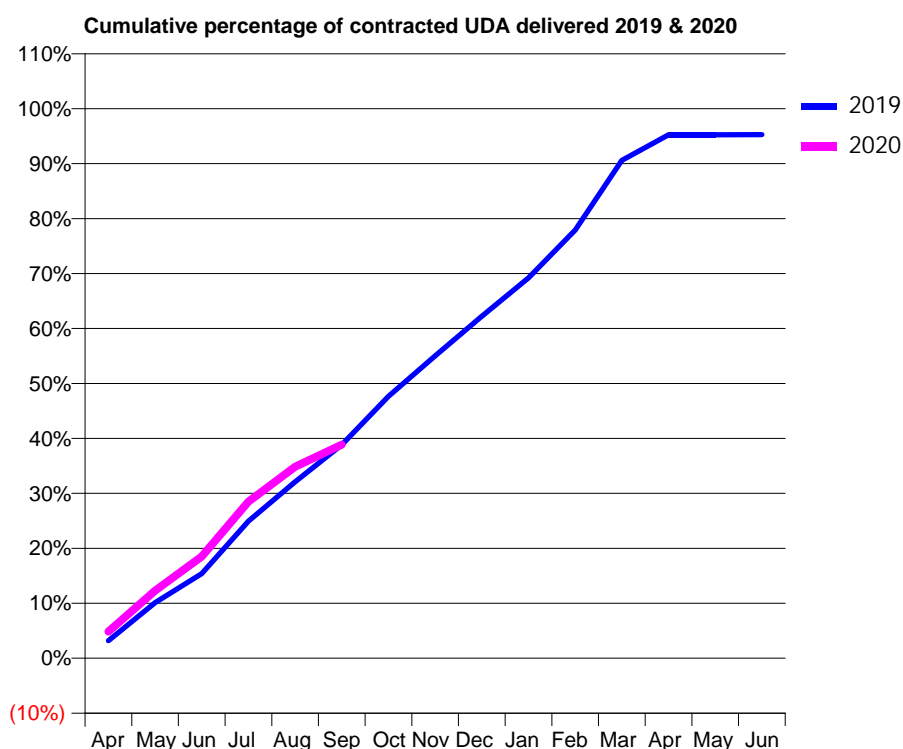
19/20 Contracted general activity (UDA)	8,918
Carry forward general activity (UDA)	0
19/20 Contracted orthodontic activity (UOA)	0
Carry forward orthodontic activity (UOA)	0
Baseline contract value	£213,280.37

ACCESS*

Patients seen in 24 months	Total	Change since previous quarter
Quarter ending September 2018	3,046	
Quarter ending December 2018	2,952	↓
Quarter ending March 2019	3,221	↑
Quarter ending June 2019	3,175	↓
Quarter ending September 2019	2,933	↓
Variance since September 2018	(3.7%)	↓



ACTIVITY



Month	2019	2020
April	284	434
May	905	1,098
June	1,374	1,651
July	2,225	2,541
August	2,865	3,110
September	3,463	3,466
October	4,252	
November	4,907	
December	5,551	
January	6,172	
February	6,948	
March	8,078	
April	8,493	
May	8,494	
June	8,495	

QUALITY

	Quantity	Base Number	Contract	AT	Region	England
% of FP17s for the same patient ID Re-attending within 3 months - Children	35	504	6.9%	10.2%	11.3%	11.5%
% of FP17s for the same patient ID Re-attending within 3 months - Adults	280	1,673	16.7%	13.5%	14.7%	15.4%
% of FP17s for the same patient ID Re-attending between 3 & 9 months - Children	278	504	55.2%	60.8%	60.8%	59.7%
% of FP17s for the same patient ID Re-attending between 3 & 9 months - Adults	721	1,673	43.1%	50.2%	52.8%	51.7%
% of FP17s for Band 1 Urgent Courses	231	1,961	11.8%	9.2%	8.2%	9.2%
% of FP17s Relating to Free Repair or Replacements	29	1,961	1.5%	0.7%	0.7%	0.7%
% of FP17s Relating to Continuations	26	1,961	1.3%	0.8%	0.8%	0.8%
% of Patients satisfied with the dentistry they have received	0	0	N/A	93.2%	93.2%	93.5%
% of Patients satisfied with the time they had to wait for an appointment	0	0	N/A	86.3%	88.5%	87.4%

* This is based on patients treated on this contract for their most recent course of treatment. Figures in italics indicate the base number of FP17s or Patient Questionnaire responses are less than 100. N/A is shown where the base number of responses is less than 10 during the period. % is calculated as Quantity/Base number*100

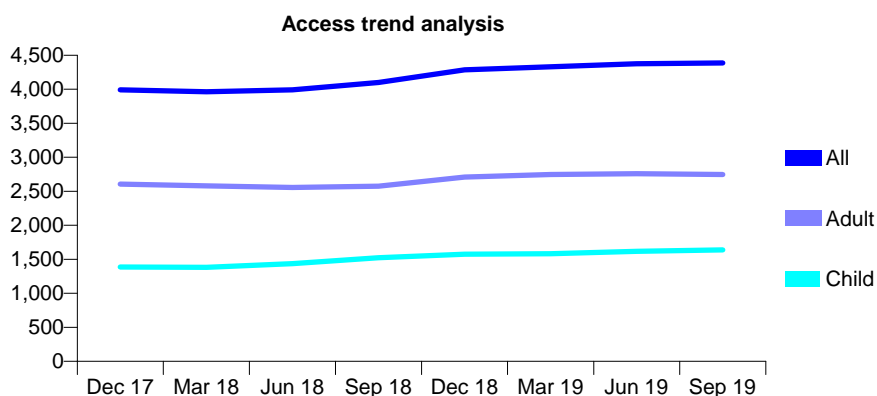
Q56 - Vital Signs At a Glance Contract Report for 119636/0001 - September 2019

Name or company name	Apple Tree Dental Practice
Contract type name	GDS Contract
Purpose of contract	General
Contract start date	25/04/2013
Contract end date	

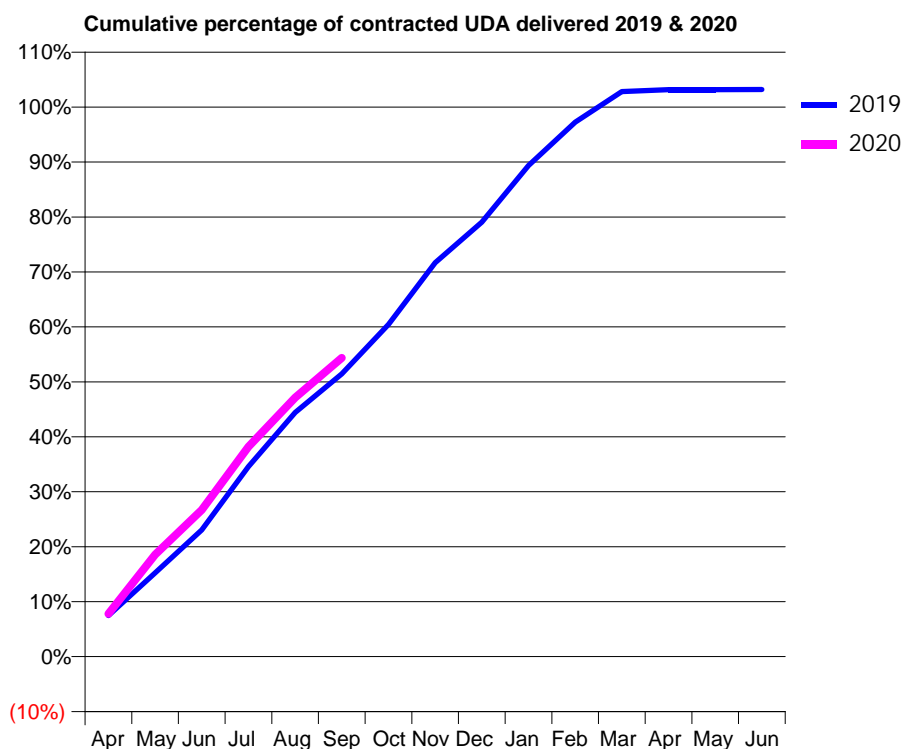
19/20 Contracted general activity (UDA)	9,642
Carry forward general activity (UDA)	-193
19/20 Contracted orthodontic activity (UOA)	0
Carry forward orthodontic activity (UOA)	0
Baseline contract value	£333,732.11

ACCESS*

Patients seen in 24 months	Total	Change since previous quarter
Quarter ending September 2018	4,099	
Quarter ending December 2018	4,285	↑
Quarter ending March 2019	4,330	→
Quarter ending June 2019	4,375	→
Quarter ending September 2019	4,387	→
Variance since September 2018	7.0%	↑



ACTIVITY



Month	Adjusted Scheduled Activity (UDA)	
	2019	2020
April	719	752
May	1,470	1,791
June	2,223	2,574
July	3,335	3,684
August	4,283	4,546
September	4,961	5,242
October	5,828	
November	6,911	
December	7,623	
January	8,615	
February	9,377	
March	9,912	
April	9,947	
May	9,948	
June	9,951	

QUALITY

	Quantity	Base Number	Contract	AT	Region	England
% of FP17s for the same patient ID Re-attending within 3 months - Children	262	1,695	15.5%	10.2%	11.3%	11.5%
% of FP17s for the same patient ID Re-attending within 3 months - Adults	205	1,993	10.3%	13.5%	14.7%	15.4%
% of FP17s for the same patient ID Re-attending between 3 & 9 months - Children	1,033	1,695	60.9%	60.8%	60.8%	59.7%
% of FP17s for the same patient ID Re-attending between 3 & 9 months - Adults	1,222	1,993	61.3%	50.2%	52.8%	51.7%
% of FP17s for Band 1 Urgent Courses	244	3,596	6.8%	9.2%	8.2%	9.2%
% of FP17s Relating to Free Repair or Replacements	9	3,596	0.3%	0.7%	0.7%	0.7%
% of FP17s Relating to Continuations	1	3,596	0.0%	0.8%	0.8%	0.8%
% of Patients satisfied with the dentistry they have received	3	3	N/A	93.2%	93.2%	93.5%
% of Patients satisfied with the time they had to wait for an appointment	3	3	N/A	86.3%	88.5%	87.4%

* This is based on patients treated on this contract for their most recent course of treatment. Figures in italics indicate the base number of FP17s or Patient Questionnaire responses are less than 100. N/A is shown where the base number of responses is less than 10 during the period. % is calculated as Quantity/Base number*100

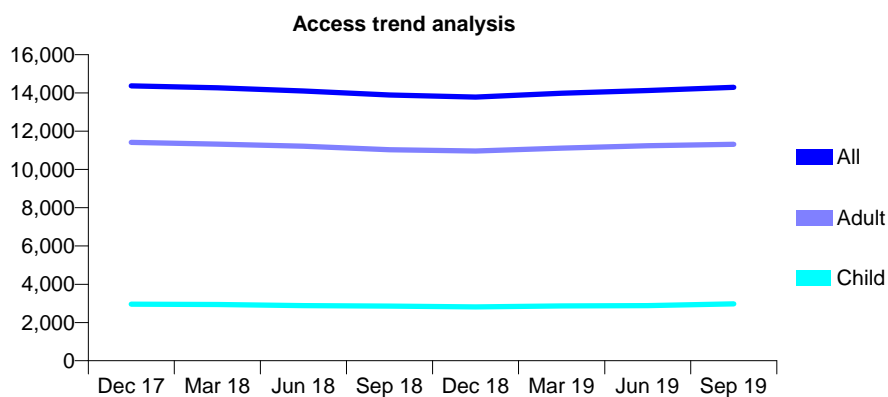
Q56 - Vital Signs At a Glance Contract Report for 120081/0001 - September 2019

Name or company name	Staffa Lodge Dental Group Ltd
Contract type name	GDS Contract
Purpose of contract	General
Contract start date	01/11/2015
Contract end date	

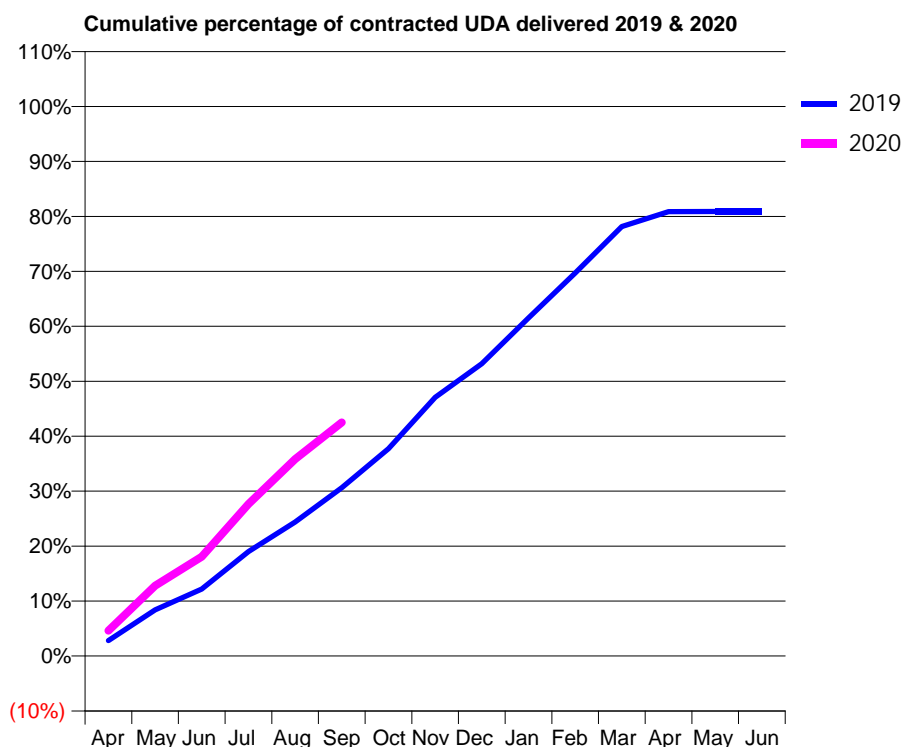
19/20 Contracted general activity (UDA)	40,819
Carry forward general activity (UDA)	0
19/20 Contracted orthodontic activity (UOA)	0
Carry forward orthodontic activity (UOA)	0
Baseline contract value	£898,187.31

ACCESS*

Patients seen in 24 months	Total	Change since previous quarter
Quarter ending September 2018	13,888	
Quarter ending December 2018	13,780	→
Quarter ending March 2019	13,981	→
Quarter ending June 2019	14,127	→
Quarter ending September 2019	14,294	→
Variance since September 2018	2.9%	↑



ACTIVITY



Month	Adjusted Scheduled Activity (UDA)	
	2019	2020
April	1,147	1,884
May	3,433	5,226
June	4,976	7,379
July	7,762	11,285
August	9,961	14,626
September	12,506	17,351
October	15,401	
November	19,217	
December	21,716	
January	25,116	
February	28,450	
March	31,901	
April	33,009	
May	33,024	
June	33,023	

QUALITY

	Quantity	Base Number	Contract	AT	Region	England
% of FP17s for the same patient ID Re-attending within 3 months - Children	247	2,644	9.3%	10.2%	11.3%	11.5%
% of FP17s for the same patient ID Re-attending within 3 months - Adults	1,091	8,106	13.5%	13.5%	14.7%	15.4%
% of FP17s for the same patient ID Re-attending between 3 & 9 months - Children	1,787	2,644	67.6%	60.8%	60.8%	59.7%
% of FP17s for the same patient ID Re-attending between 3 & 9 months - Adults	4,231	8,106	52.2%	50.2%	52.8%	51.7%
% of FP17s for Band 1 Urgent Courses	874	10,124	8.6%	9.2%	8.2%	9.2%
% of FP17s Relating to Free Repair or Replacements	80	10,124	0.8%	0.7%	0.7%	0.7%
% of FP17s Relating to Continuations	49	10,124	0.5%	0.8%	0.8%	0.8%
% of Patients satisfied with the dentistry they have received	11	12	91.7%	93.2%	93.2%	93.5%
% of Patients satisfied with the time they had to wait for an appointment	10	12	83.3%	86.3%	88.5%	87.4%

* This is based on patients treated on this contract for their most recent course of treatment. Figures in italics indicate the base number of FP17s or Patient Questionnaire responses are less than 100. N/A is shown where the base number of responses is less than 10 during the period. % is calculated as Quantity/Base number*100

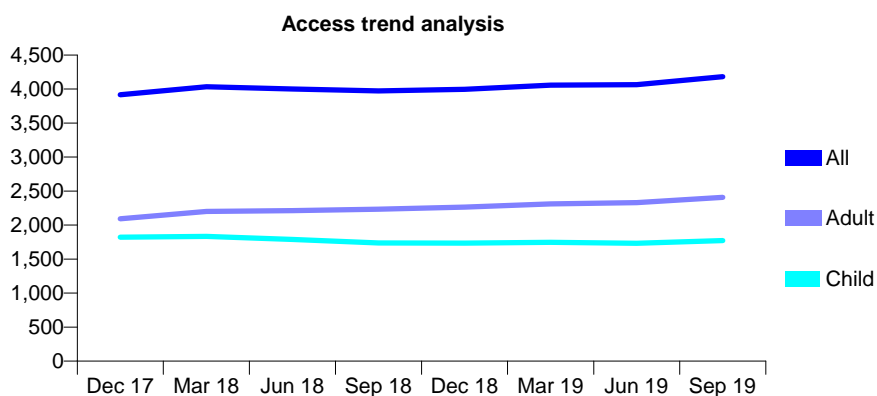
Q56 - Vital Signs At a Glance Contract Report for 120413/0001 - September 2019

Name or company name	Caring Dentistry Ltd
Contract type name	GDS Contract
Purpose of contract	General
Contract start date	01/04/2010
Contract end date	

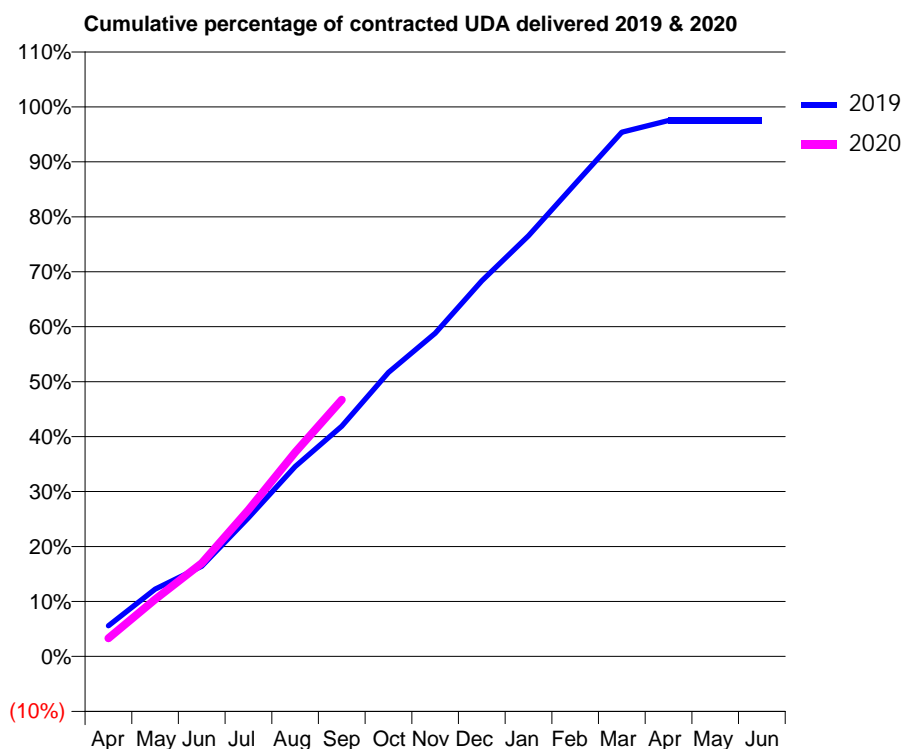
19/20 Contracted general activity (UDA)	13,335
Carry forward general activity (UDA)	332
19/20 Contracted orthodontic activity (UOA)	0
Carry forward orthodontic activity (UOA)	0
Baseline contract value	£380,556.16

ACCESS*

Patients seen in 24 months	Total	Change since previous quarter
Quarter ending September 2018	3,973	
Quarter ending December 2018	3,998	→
Quarter ending March 2019	4,058	→
Quarter ending June 2019	4,064	→
Quarter ending September 2019	4,183	↑
Variance since September 2018	5.3%	↑



ACTIVITY



Month	Adjusted Scheduled Activity (UDA)	
	2019	2020
April	747	441
May	1,633	1,387
June	2,188	2,263
July	3,362	3,553
August	4,608	4,952
September	5,587	6,227
October	6,890	
November	7,842	
December	9,113	
January	10,208	
February	11,471	
March	12,720	
April	13,002	
May	13,003	
June	13,003	

QUALITY

	Quantity	Base Number	Contract	AT	Region	England
% of FP17s for the same patient ID Re-attending within 3 months - Children	100	1,563	6.4%	10.2%	11.3%	11.5%
% of FP17s for the same patient ID Re-attending within 3 months - Adults	299	1,859	16.1%	13.5%	14.7%	15.4%
% of FP17s for the same patient ID Re-attending between 3 & 9 months - Children	1,102	1,563	70.5%	60.8%	60.8%	59.7%
% of FP17s for the same patient ID Re-attending between 3 & 9 months - Adults	1,048	1,859	56.4%	50.2%	52.8%	51.7%
% of FP17s for Band 1 Urgent Courses	229	3,282	7.0%	9.2%	8.2%	9.2%
% of FP17s Relating to Free Repair or Replacements	4	3,282	0.1%	0.7%	0.7%	0.7%
% of FP17s Relating to Continuations	9	3,282	0.3%	0.8%	0.8%	0.8%
% of Patients satisfied with the dentistry they have received	3	3	N/A	93.2%	93.2%	93.5%
% of Patients satisfied with the time they had to wait for an appointment	3	3	N/A	86.3%	88.5%	87.4%

* This is based on patients treated on this contract for their most recent course of treatment. Figures in italics indicate the base number of FP17s or Patient Questionnaire responses are less than 100. N/A is shown where the base number of responses is less than 10 during the period. % is calculated as Quantity/Base number*100

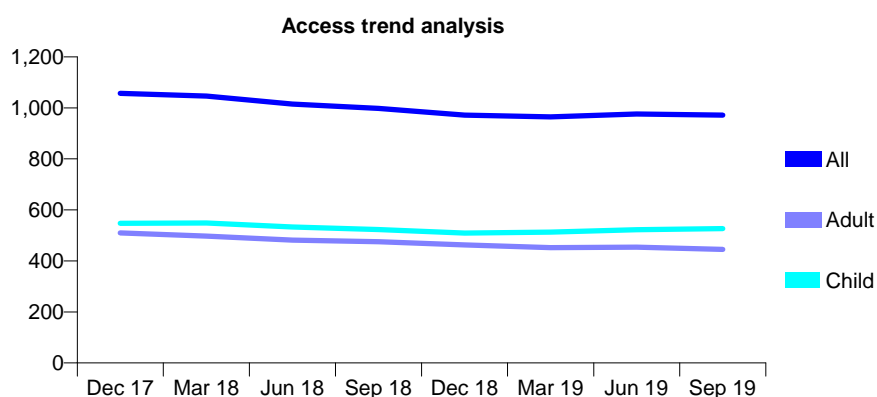
Q56 - Vital Signs At a Glance Contract Report for 120537/0001 - September 2019

Name or company name	Market Square Dental Practice
Contract type name	GDS Contract
Purpose of contract	General
Contract start date	04/08/2011
Contract end date	

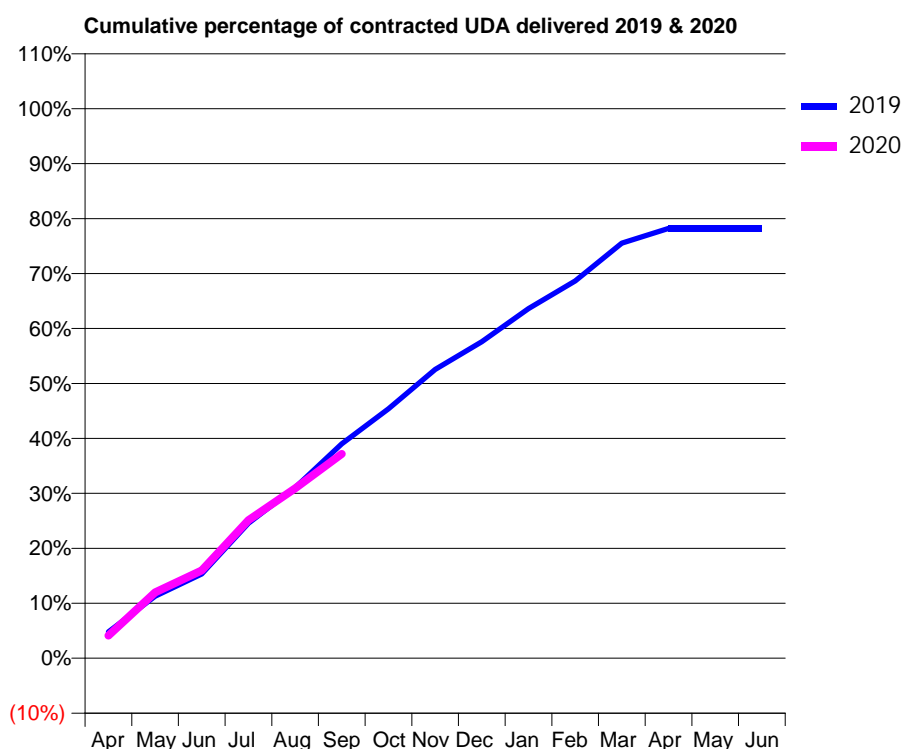
19/20 Contracted general activity (UDA)	2,639
Carry forward general activity (UDA)	0
19/20 Contracted orthodontic activity (UOA)	0
Carry forward orthodontic activity (UOA)	0
Baseline contract value	£60,929.04

ACCESS*

Patients seen in 24 months	Total	Change since previous quarter
Quarter ending September 2018	998	
Quarter ending December 2018	972	↓
Quarter ending March 2019	965	→
Quarter ending June 2019	976	→
Quarter ending September 2019	972	→
Variance since September 2018	(2.6%)	↓



ACTIVITY



Adjusted Scheduled Activity (UDA)		
Month	2019	2020
April	126	109
May	298	316
June	405	422
July	648	663
August	819	816
September	1,029	981
October	1,198	
November	1,387	
December	1,520	
January	1,679	
February	1,812	
March	1,993	
April	2,064	
May	2,064	
June	2,064	

QUALITY

	Quantity	Base Number	Contract	AT	Region	England
% of FP17s for the same patient ID Re-attending within 3 months - Children	31	469	6.6%	10.2%	11.3%	11.5%
% of FP17s for the same patient ID Re-attending within 3 months - Adults	40	307	13.0%	13.5%	14.7%	15.4%
% of FP17s for the same patient ID Re-attending between 3 & 9 months - Children	326	469	69.5%	60.8%	60.8%	59.7%
% of FP17s for the same patient ID Re-attending between 3 & 9 months - Adults	193	307	62.9%	50.2%	52.8%	51.7%
% of FP17s for Band 1 Urgent Courses	36	731	4.9%	9.2%	8.2%	9.2%
% of FP17s Relating to Free Repair or Replacements	2	731	0.3%	0.7%	0.7%	0.7%
% of FP17s Relating to Continuations	1	731	0.1%	0.8%	0.8%	0.8%
% of Patients satisfied with the dentistry they have received	0	0	N/A	93.2%	93.2%	93.5%
% of Patients satisfied with the time they had to wait for an appointment	0	0	N/A	86.3%	88.5%	87.4%

* This is based on patients treated on this contract for their most recent course of treatment.

Figures in italics indicate the base number of FP17s or Patient Questionnaire responses are less than 100. N/A is shown where the base number of responses is less than 10 during the period. % is calculated as Quantity/Base number*100

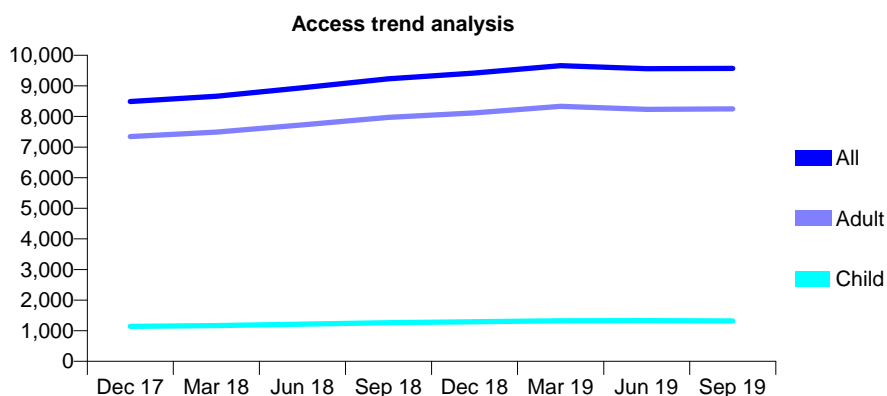
Q56 - Vital Signs At a Glance Contract Report for 120723/0001 - September 2019

Name or company name	Parish Vaid and Snehal Radia and Sanjay S
Contract type name	GDS Contract
Purpose of contract	General
Contract start date	15/11/2013
Contract end date	

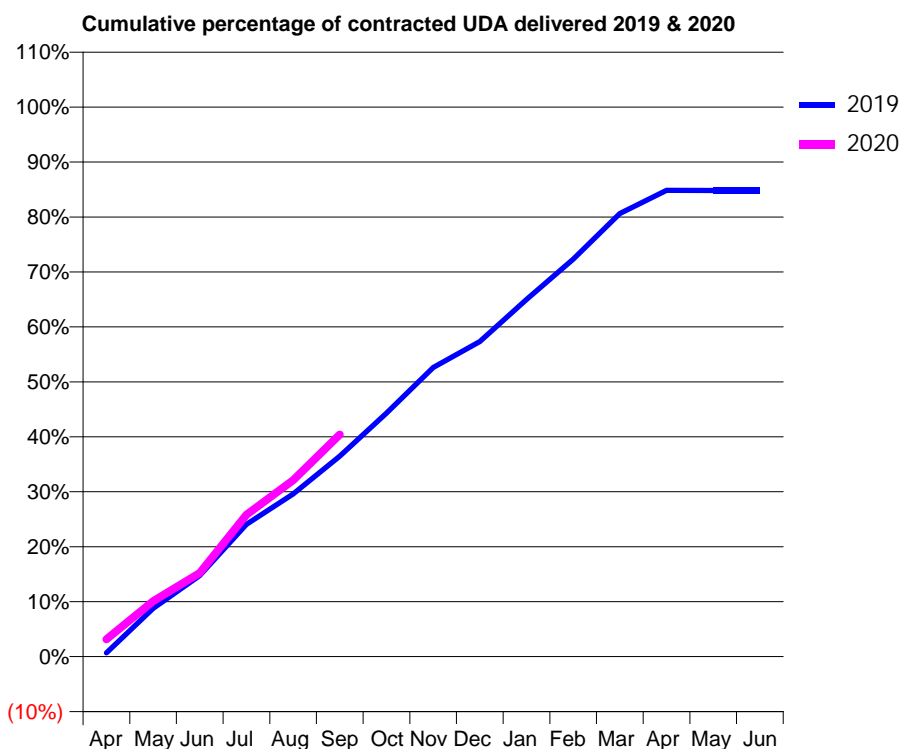
19/20 Contracted general activity (UDA)	32,567
Carry forward general activity (UDA)	0
19/20 Contracted orthodontic activity (UOA)	0
Carry forward orthodontic activity (UOA)	0
Baseline contract value	£859,942.21

ACCESS*

Patients seen in 24 months	Total	Change since previous quarter
Quarter ending September 2018	9,231	
Quarter ending December 2018	9,420	↑
Quarter ending March 2019	9,658	↑
Quarter ending June 2019	9,564	→
Quarter ending September 2019	9,570	→
Variance since September 2018	3.7%	↑



ACTIVITY



Month	Adjusted Scheduled Activity (UDA)	
	2019	2020
April	225	1,029
May	2,866	3,282
June	4,801	4,963
July	7,845	8,409
August	9,637	10,461
September	11,882	13,162
October	14,427	
November	17,128	
December	18,673	
January	21,170	
February	23,556	
March	26,255	
April	27,637	
May	27,624	
June	27,625	

QUALITY

	Quantity	Base Number	Contract	AT	Region	England
% of FP17s for the same patient ID Re-attending within 3 months - Children	54	933	5.8%	10.2%	11.3%	11.5%
% of FP17s for the same patient ID Re-attending within 3 months - Adults	559	5,746	9.7%	13.5%	14.7%	15.4%
% of FP17s for the same patient ID Re-attending between 3 & 9 months - Children	616	933	66.0%	60.8%	60.8%	59.7%
% of FP17s for the same patient ID Re-attending between 3 & 9 months - Adults	3,746	5,746	65.2%	50.2%	52.8%	51.7%
% of FP17s for Band 1 Urgent Courses	487	6,173	7.9%	9.2%	8.2%	9.2%
% of FP17s Relating to Free Repair or Replacements	26	6,173	0.4%	0.7%	0.7%	0.7%
% of FP17s Relating to Continuations	23	6,173	0.4%	0.8%	0.8%	0.8%
% of Patients satisfied with the dentistry they have received	6	6	N/A	93.2%	93.2%	93.5%
% of Patients satisfied with the time they had to wait for an appointment	6	6	N/A	86.3%	88.5%	87.4%

* This is based on patients treated on this contract for their most recent course of treatment. Figures in italics indicate the base number of FP17s or Patient Questionnaire responses are less than 100. N/A is shown where the base number of responses is less than 10 during the period. % is calculated as Quantity/Base number*100

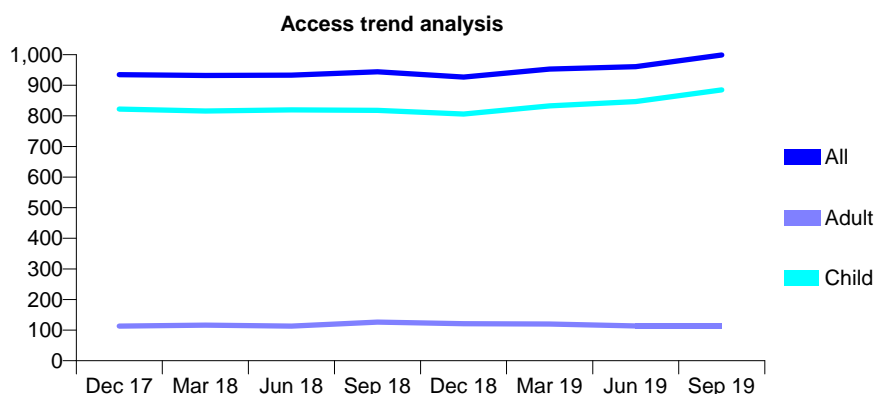
Q56 - Vital Signs At a Glance Contract Report for 121959/0001 - September 2019

Name or company name	Walton House Dental Practice Ltd
Contract type name	GDS Contract
Purpose of contract	General
Contract start date	01/02/2010
Contract end date	

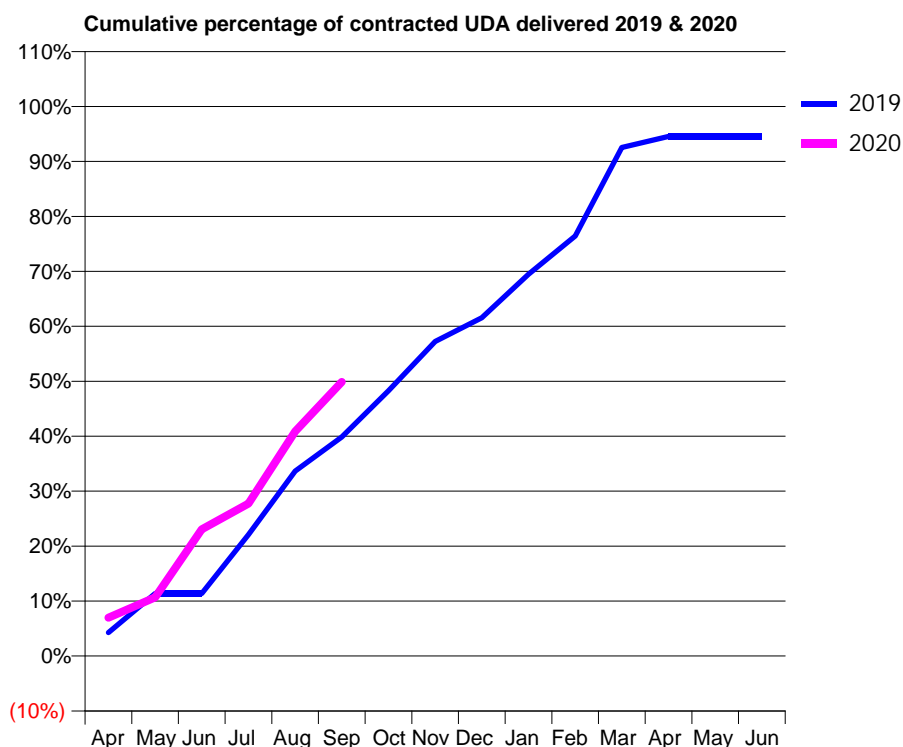
19/20 Contracted general activity (UDA)	1,700
Carry forward general activity (UDA)	0
19/20 Contracted orthodontic activity (UOA)	0
Carry forward orthodontic activity (UOA)	0
Baseline contract value	£35,665.44

ACCESS*

Patients seen in 24 months	Total	Change since previous quarter
Quarter ending September 2018	944	
Quarter ending December 2018	927	↓
Quarter ending March 2019	953	↑
Quarter ending June 2019	961	→
Quarter ending September 2019	999	↑
Variance since September 2018	5.8%	↑



ACTIVITY



Month	Adjusted Scheduled Activity (UDA)	
	2019	2020
April	73	118
May	193	182
June	193	392
July	376	472
August	572	695
September	677	848
October	821	
November	973	
December	1,047	
January	1,181	
February	1,299	
March	1,573	
April	1,607	
May	1,607	
June	1,607	

QUALITY

	Quantity	Base Number	Contract	AT	Region	England
% of FP17s for the same patient ID Re-attending within 3 months - Children	48	600	8.0%	10.2%	11.3%	11.5%
% of FP17s for the same patient ID Re-attending within 3 months - Adults	2	22	9.1%	13.5%	14.7%	15.4%
% of FP17s for the same patient ID Re-attending between 3 & 9 months - Children	308	600	51.3%	60.8%	60.8%	59.7%
% of FP17s for the same patient ID Re-attending between 3 & 9 months - Adults	16	22	72.7%	50.2%	52.8%	51.7%
% of FP17s for Band 1 Urgent Courses	5	602	0.8%	9.2%	8.2%	9.2%
% of FP17s Relating to Free Repair or Replacements	0	602	0.0%	0.7%	0.7%	0.7%
% of FP17s Relating to Continuations	29	602	4.8%	0.8%	0.8%	0.8%
% of Patients satisfied with the dentistry they have received	0	0	N/A	93.2%	93.2%	93.5%
% of Patients satisfied with the time they had to wait for an appointment	0	0	N/A	86.3%	88.5%	87.4%

* This is based on patients treated on this contract for their most recent course of treatment. Figures in italics indicate the base number of FP17s or Patient Questionnaire responses are less than 100. N/A is shown where the base number of responses is less than 10 during the period. % is calculated as Quantity/Base number*100

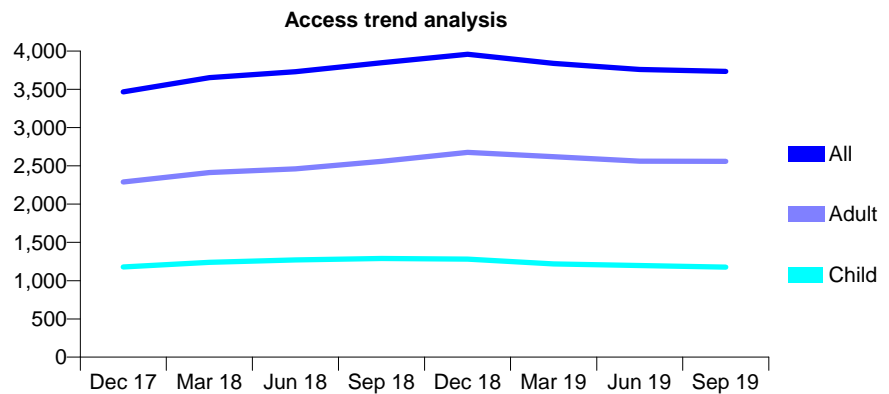
Q56 - Vital Signs At a Glance Contract Report for 124230/0001 - September 2019

Name or company name	Kenneth Ng Surgery Ltd
Contract type name	GDS Contract
Purpose of contract	General and Orthodontic
Contract start date	01/08/2008
Contract end date	

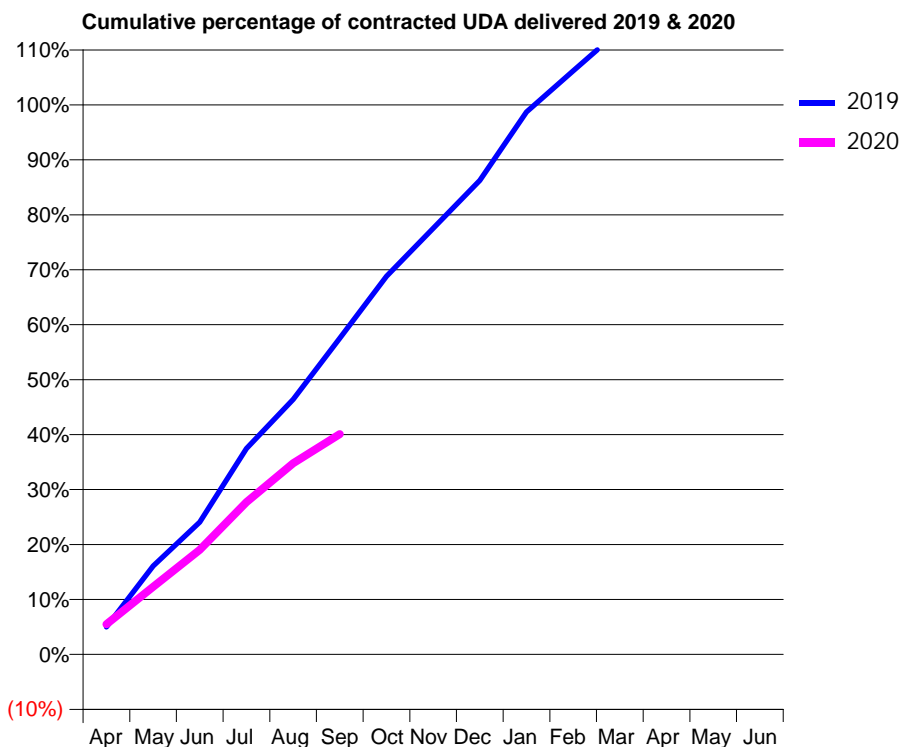
19/20 Contracted general activity (UDA)	9,367
Carry forward general activity (UDA)	-15
19/20 Contracted orthodontic activity (UOA)	151
Carry forward orthodontic activity (UOA)	-3
Baseline contract value	£251,607.57

ACCESS*

Patients seen in 24 months	Total	Change since previous quarter
Quarter ending September 2018	3,848	
Quarter ending December 2018	3,958	↑
Quarter ending March 2019	3,838	↓
Quarter ending June 2019	3,758	↓
Quarter ending September 2019	3,735	→
Variance since September 2018	(2.9%)	↓



ACTIVITY



Month	Adjusted Scheduled Activity (UDA)	
	2019	2020
April	466	514
May	1,503	1,153
June	2,247	1,783
July	3,501	2,597
August	4,335	3,258
September	5,373	3,754
October	6,427	
November	7,243	
December	8,055	
January	9,220	
February	9,920	
March	10,606	
April	10,656	
May	10,658	
June	10,655	

QUALITY

	Quantity	Base Number	Contract	AT	Region	England
% of FP17s for the same patient ID Re-attending within 3 months - Children	57	748	7.6%	10.2%	11.3%	11.5%
% of FP17s for the same patient ID Re-attending within 3 months - Adults	166	1,256	13.2%	13.5%	14.7%	15.4%
% of FP17s for the same patient ID Re-attending between 3 & 9 months - Children	465	748	62.2%	60.8%	60.8%	59.7%
% of FP17s for the same patient ID Re-attending between 3 & 9 months - Adults	650	1,256	51.8%	50.2%	52.8%	51.7%
% of FP17s for Band 1 Urgent Courses	150	1,957	7.7%	9.2%	8.2%	9.2%
% of FP17s Relating to Free Repair or Replacements	29	1,957	1.5%	0.7%	0.7%	0.7%
% of FP17s Relating to Continuations	6	1,957	0.3%	0.8%	0.8%	0.8%
% of Patients satisfied with the dentistry they have received	1	1	N/A	93.2%	93.2%	93.5%
% of Patients satisfied with the time they had to wait for an appointment	1	1	N/A	86.3%	88.5%	87.4%

* This is based on patients treated on this contract for their most recent course of treatment. Figures in italics indicate the base number of FP17s or Patient Questionnaire responses are less than 100. N/A is shown where the base number of responses is less than 10 during the period. % is calculated as Quantity/Base number*100

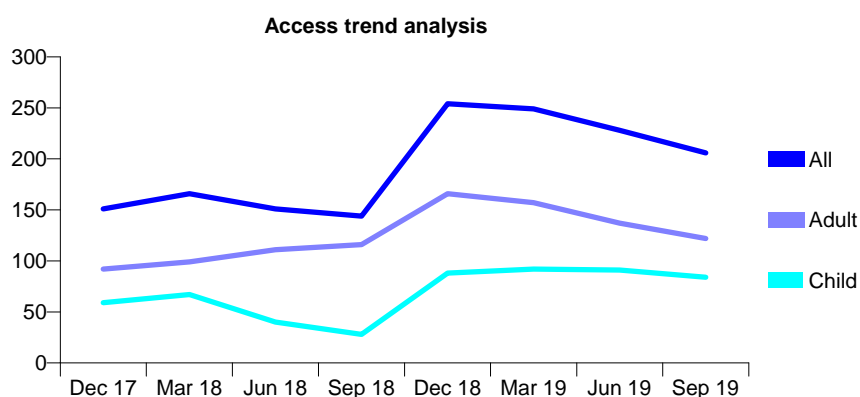
Q56 - Vital Signs At a Glance Contract Report for 124338/0001 - September 2019

Name or company name	Wood, Bryant & Coyle
Contract type name	GDS Contract
Purpose of contract	General
Contract start date	01/09/2015
Contract end date	

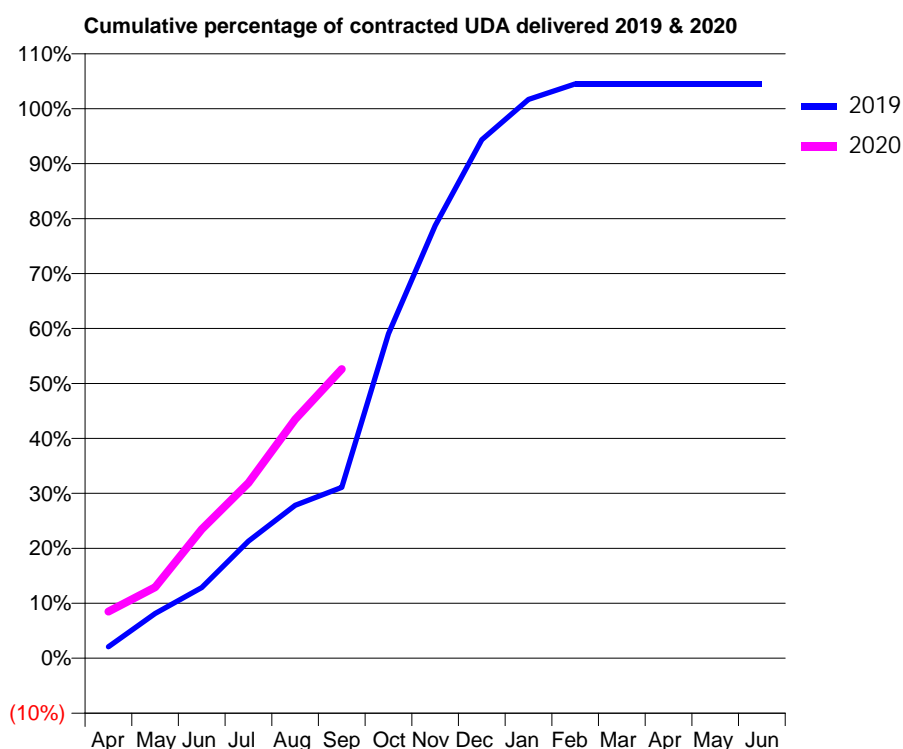
19/20 Contracted general activity (UDA)	427
Carry forward general activity (UDA)	-9
19/20 Contracted orthodontic activity (UOA)	0
Carry forward orthodontic activity (UOA)	0
Baseline contract value	£10,971.87

ACCESS*

Patients seen in 24 months	Total	Change since previous quarter
Quarter ending September 2018	144	
Quarter ending December 2018	254	↑
Quarter ending March 2019	249	↓
Quarter ending June 2019	228	↓
Quarter ending September 2019	206	↓
Variance since September 2018	43.1%	↑



ACTIVITY



Month	2019	2020
April	9	36
May	35	55
June	55	100
July	91	136
August	119	186
September	133	225
October	252	
November	336	
December	403	
January	434	
February	446	
March	446	
April	446	
May	446	
June	446	

QUALITY

	Quantity	Base Number	Contract	AT	Region	England
% of FP17s for the same patient ID Re-attending within 3 months - Children	0	48	0.0%	10.2%	11.3%	11.5%
% of FP17s for the same patient ID Re-attending within 3 months - Adults	0	48	0.0%	13.5%	14.7%	15.4%
% of FP17s for the same patient ID Re-attending between 3 & 9 months - Children	14	48	29.2%	60.8%	60.8%	59.7%
% of FP17s for the same patient ID Re-attending between 3 & 9 months - Adults	19	48	39.6%	50.2%	52.8%	51.7%
% of FP17s for Band 1 Urgent Courses	3	96	3.1%	9.2%	8.2%	9.2%
% of FP17s Relating to Free Repair or Replacements	0	96	0.0%	0.7%	0.7%	0.7%
% of FP17s Relating to Continuations	0	96	0.0%	0.8%	0.8%	0.8%
% of Patients satisfied with the dentistry they have received	0	0	N/A	93.2%	93.2%	93.5%
% of Patients satisfied with the time they had to wait for an appointment	0	0	N/A	86.3%	88.5%	87.4%

* This is based on patients treated on this contract for their most recent course of treatment.

Figures in italics indicate the base number of FP17s or Patient Questionnaire responses are less than 100. N/A is shown where the base number of responses is less than 10 during the period. % is calculated as Quantity/Base number*100

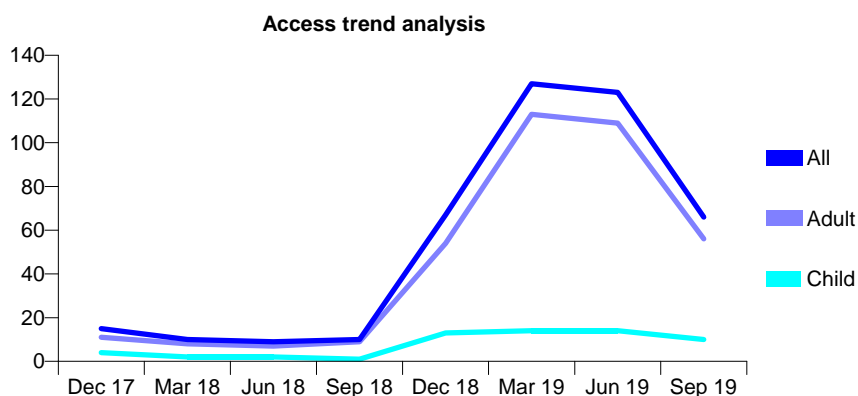
Q56 - Vital Signs At a Glance Contract Report for 124338/0002 - September 2019

Name or company name	New Road Partnership
Contract type name	GDS Contract
Purpose of contract	General
Contract start date	01/01/2016
Contract end date	

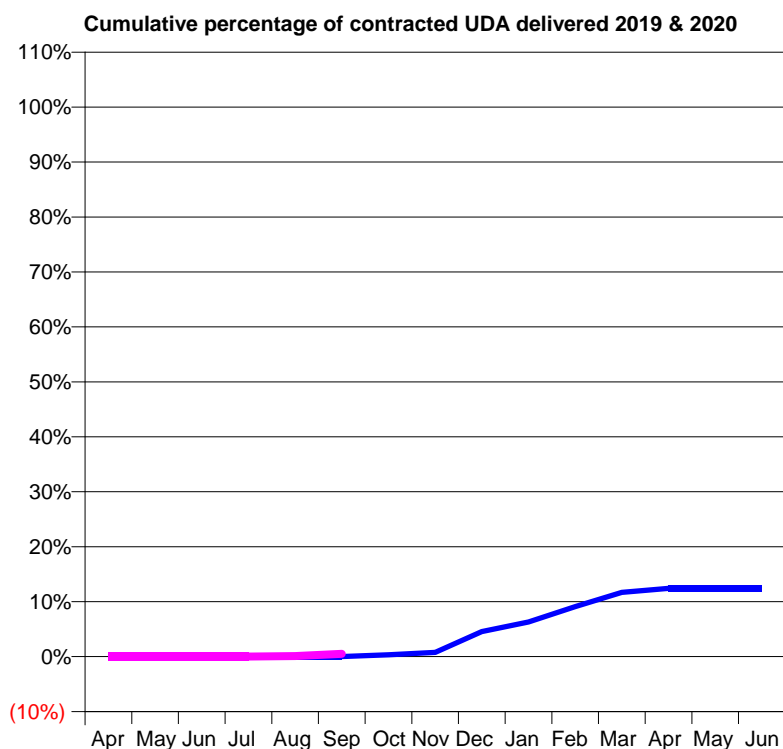
19/20 Contracted general activity (UDA)	2,914
Carry forward general activity (UDA)	0
19/20 Contracted orthodontic activity (UOA)	0
Carry forward orthodontic activity (UOA)	0
Baseline contract value	£81,020.43

ACCESS*

Patients seen in 24 months	Total	Change since previous quarter
Quarter ending September 2018	10	
Quarter ending December 2018	67	↑
Quarter ending March 2019	127	↑
Quarter ending June 2019	123	↓
Quarter ending September 2019	66	↓
Variance since September 2018	560.0%	↑



ACTIVITY



Month	Adjusted Scheduled Activity (UDA)	
	2019	2020
April	0	0
May	0	0
June	0	0
July	0	0
August	0	3
September	0	15
October	10	
November	23	
December	133	
January	184	
February	266	
March	341	
April	362	
May	362	
June	362	

QUALITY

	Quantity	Base Number	Contract	AT	Region	England
% of FP17s for the same patient ID Re-attending within 3 months - Children	0	0	N/A	10.2%	11.3%	11.5%
% of FP17s for the same patient ID Re-attending within 3 months - Adults	2	13	15.4%	13.5%	14.7%	15.4%
% of FP17s for the same patient ID Re-attending between 3 & 9 months - Children	0	0	N/A	60.8%	60.8%	59.7%
% of FP17s for the same patient ID Re-attending between 3 & 9 months - Adults	0	13	0.0%	50.2%	52.8%	51.7%
% of FP17s for Band 1 Urgent Courses	0	2	0.0%	9.2%	8.2%	9.2%
% of FP17s Relating to Free Repair or Replacements	0	2	0.0%	0.7%	0.7%	0.7%
% of FP17s Relating to Continuations	0	2	0.0%	0.8%	0.8%	0.8%
% of Patients satisfied with the dentistry they have received	0	0	N/A	93.2%	93.2%	93.5%
% of Patients satisfied with the time they had to wait for an appointment	0	0	N/A	86.3%	88.5%	87.4%

* This is based on patients treated on this contract for their most recent course of treatment. Figures in italics indicate the base number of FP17s or Patient Questionnaire responses are less than 100. N/A is shown where the base number of responses is less than 10 during the period. % is calculated as Quantity/Base number*100

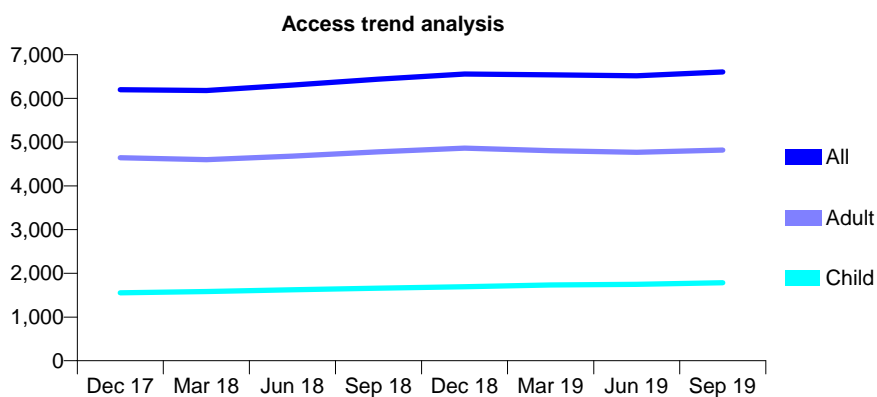
Q56 - Vital Signs At a Glance Contract Report for 124923/0001 - September 2019

Name or company name	Great Shelford Dental Practice Ltd
Contract type name	GDS Contract
Purpose of contract	General
Contract start date	01/11/2014
Contract end date	

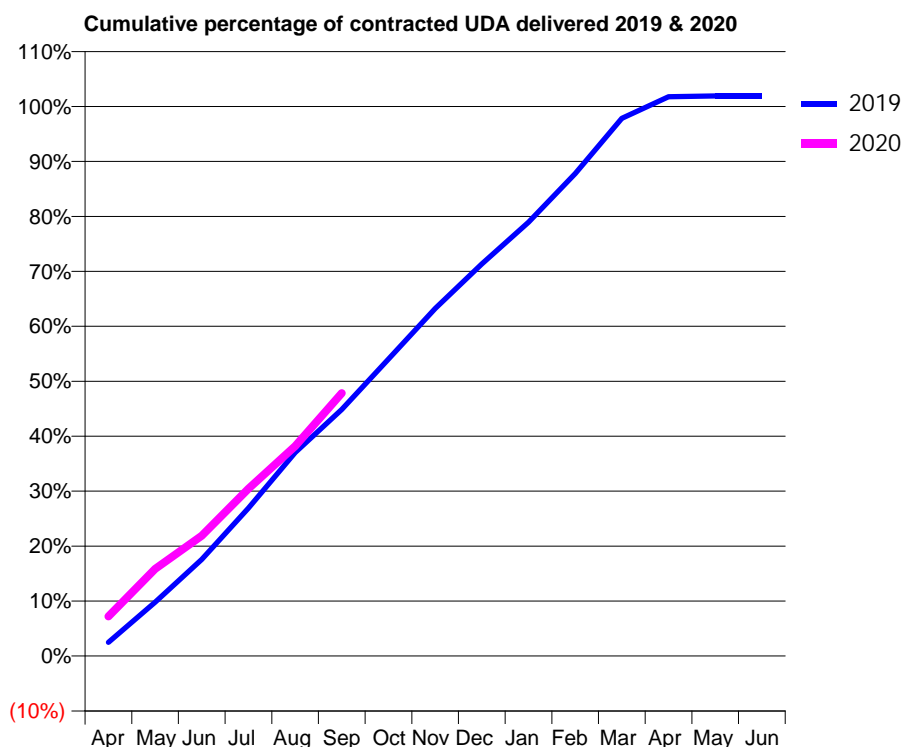
19/20 Contracted general activity (UDA)	14,267
Carry forward general activity (UDA)	-273
19/20 Contracted orthodontic activity (UOA)	0
Carry forward orthodontic activity (UOA)	0
Baseline contract value	£356,524.35

ACCESS*

Patients seen in 24 months	Total	Change since previous quarter
Quarter ending September 2018	6,440	
Quarter ending December 2018	6,557	→
Quarter ending March 2019	6,539	→
Quarter ending June 2019	6,518	→
Quarter ending September 2019	6,605	→
Variance since September 2018	2.6%	↑



ACTIVITY



Month	Adjusted Scheduled Activity (UDA)	
	2019	2020
April	354	1,029
May	1,397	2,264
June	2,510	3,125
July	3,843	4,345
August	5,286	5,451
September	6,401	6,827
October	7,708	
November	9,023	
December	10,177	
January	11,261	
February	12,524	
March	13,958	
April	14,519	
May	14,540	
June	14,540	

QUALITY

	Quantity	Base Number	Contract	AT	Region	England
% of FP17s for the same patient ID Re-attending within 3 months - Children	117	1,385	8.4%	10.2%	11.3%	11.5%
% of FP17s for the same patient ID Re-attending within 3 months - Adults	389	3,081	12.6%	13.5%	14.7%	15.4%
% of FP17s for the same patient ID Re-attending between 3 & 9 months - Children	760	1,385	54.9%	60.8%	60.8%	59.7%
% of FP17s for the same patient ID Re-attending between 3 & 9 months - Adults	1,327	3,081	43.1%	50.2%	52.8%	51.7%
% of FP17s for Band 1 Urgent Courses	396	4,150	9.5%	9.2%	8.2%	9.2%
% of FP17s Relating to Free Repair or Replacements	19	4,150	0.5%	0.7%	0.7%	0.7%
% of FP17s Relating to Continuations	6	4,150	0.1%	0.8%	0.8%	0.8%
% of Patients satisfied with the dentistry they have received	3	4	N/A	93.2%	93.2%	93.5%
% of Patients satisfied with the time they had to wait for an appointment	4	4	N/A	86.3%	88.5%	87.4%

* This is based on patients treated on this contract for their most recent course of treatment. Figures in italics indicate the base number of FP17s or Patient Questionnaire responses are less than 100. N/A is shown where the base number of responses is less than 10 during the period. % is calculated as Quantity/Base number*100

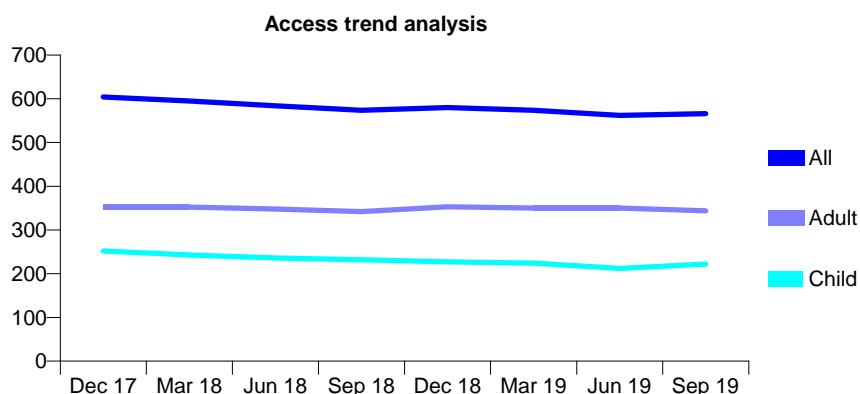
Q56 - Vital Signs At a Glance Contract Report for 125776/0003 - September 2019

Name or company name	Apex Dental Care Ltd
Contract type name	GDS Contract
Purpose of contract	General
Contract start date	01/06/2009
Contract end date	

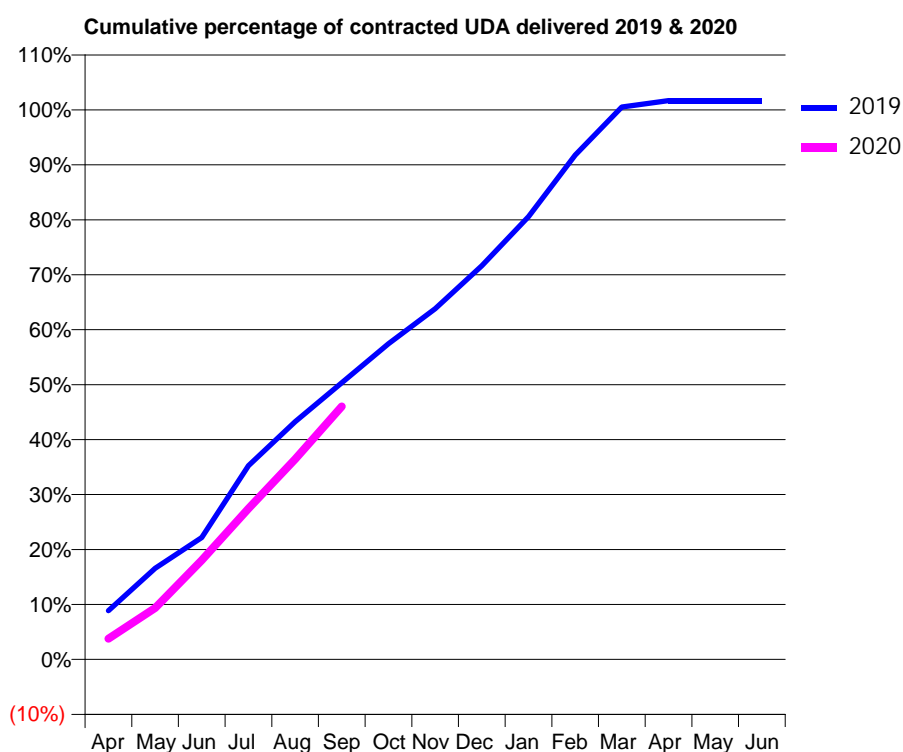
19/20 Contracted general activity (UDA)	1,202
Carry forward general activity (UDA)	-20
19/20 Contracted orthodontic activity (UOA)	0
Carry forward orthodontic activity (UOA)	0
Baseline contract value	£28,266.76

ACCESS*

Patients seen in 24 months	Total	Change since previous quarter
Quarter ending September 2018	574	
Quarter ending December 2018	580	→
Quarter ending March 2019	574	↓
Quarter ending June 2019	562	↓
Quarter ending September 2019	566	→
Variance since September 2018	(1.4%)	↓



ACTIVITY



Month	2019	2020
April	107	45
May	199	113
June	267	217
July	424	330
August	520	438
September	605	553
October	691	
November	767	
December	861	
January	969	
February	1,103	
March	1,208	
April	1,222	
May	1,222	
June	1,222	

QUALITY

	Quantity	Base Number	Contract	AT	Region	England
% of FP17s for the same patient ID Re-attending within 3 months - Children	6	175	3.4%	10.2%	11.3%	11.5%
% of FP17s for the same patient ID Re-attending within 3 months - Adults	8	198	4.0%	13.5%	14.7%	15.4%
% of FP17s for the same patient ID Re-attending between 3 & 9 months - Children	122	175	69.7%	60.8%	60.8%	59.7%
% of FP17s for the same patient ID Re-attending between 3 & 9 months - Adults	103	198	52.0%	50.2%	52.8%	51.7%
% of FP17s for Band 1 Urgent Courses	21	363	5.8%	9.2%	8.2%	9.2%
% of FP17s Relating to Free Repair or Replacements	1	363	0.3%	0.7%	0.7%	0.7%
% of FP17s Relating to Continuations	1	363	0.3%	0.8%	0.8%	0.8%
% of Patients satisfied with the dentistry they have received	0	0	N/A	93.2%	93.2%	93.5%
% of Patients satisfied with the time they had to wait for an appointment	0	0	N/A	86.3%	88.5%	87.4%

* This is based on patients treated on this contract for their most recent course of treatment. Figures in italics indicate the base number of FP17s or Patient Questionnaire responses are less than 100. N/A is shown where the base number of responses is less than 10 during the period. % is calculated as Quantity/Base number*100

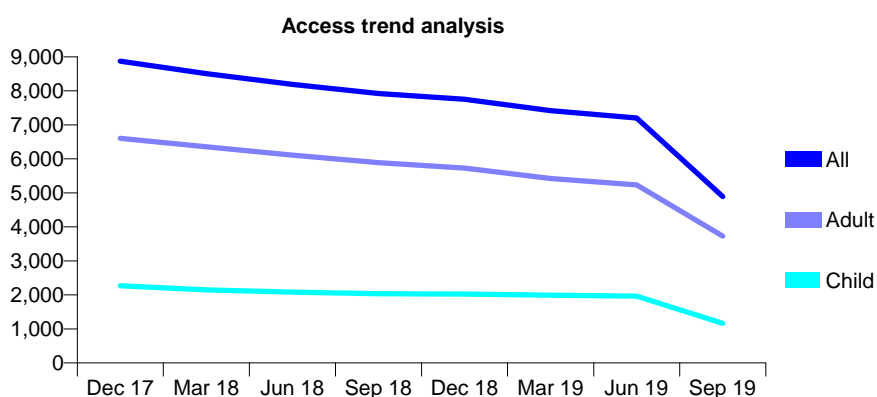
Q56 - Vital Signs At a Glance Contract Report for 125776/0010 - September 2019

Name or company name	Apex Dental Care Ltd
Contract type name	GDS Contract
Purpose of contract	General
Contract start date	01/04/2011
Contract end date	30/06/2019

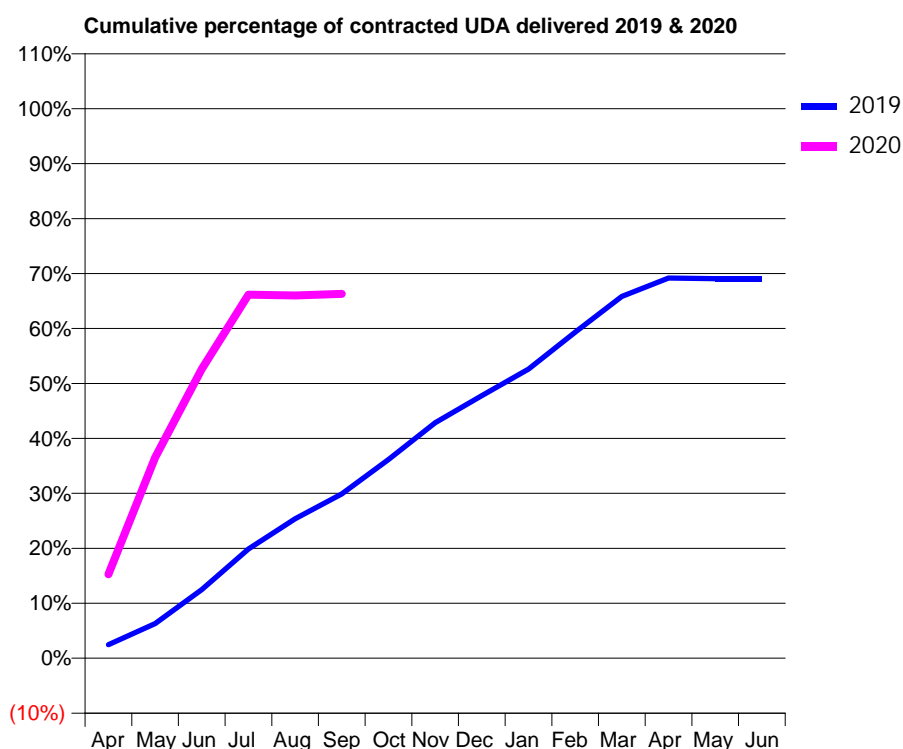
19/20 Contracted general activity (UDA)	6,591
Carry forward general activity (UDA)	0
19/20 Contracted orthodontic activity (UOA)	0
Carry forward orthodontic activity (UOA)	0
Baseline contract value	£176,494.98

ACCESS*

Patients seen in 24 months	Total	Change since previous quarter
Quarter ending September 2018	7,925	
Quarter ending December 2018	7,756	↓
Quarter ending March 2019	7,417	↓
Quarter ending June 2019	7,201	↓
Quarter ending September 2019	4,894	↓
Variance since September 2018	(38.2%)	↓



ACTIVITY



Month	2019	2020
April	652	1,007
May	1,661	2,407
June	3,289	3,468
July	5,244	4,360
August	6,694	4,352
September	7,876	4,369
October	9,526	
November	11,293	
December	12,596	
January	13,864	
February	15,642	
March	17,351	
April	18,237	
May	18,208	
June	18,206	

QUALITY

	Quantity	Base Number	Contract	AT	Region	England
% of FP17s for the same patient ID Re-attending within 3 months - Children	74	799	9.3%	10.2%	11.3%	11.5%
% of FP17s for the same patient ID Re-attending within 3 months - Adults	320	1,989	16.1%	13.5%	14.7%	15.4%
% of FP17s for the same patient ID Re-attending between 3 & 9 months - Children	469	799	58.7%	60.8%	60.8%	59.7%
% of FP17s for the same patient ID Re-attending between 3 & 9 months - Adults	1,005	1,989	50.5%	50.2%	52.8%	51.7%
% of FP17s for Band 1 Urgent Courses	290	2,383	12.2%	9.2%	8.2%	9.2%
% of FP17s Relating to Free Repair or Replacements	26	2,383	1.1%	0.7%	0.7%	0.7%
% of FP17s Relating to Continuations	5	2,383	0.2%	0.8%	0.8%	0.8%
% of Patients satisfied with the dentistry they have received	0	0	N/A	93.2%	93.2%	93.5%
% of Patients satisfied with the time they had to wait for an appointment	0	0	N/A	86.3%	88.5%	87.4%

* This is based on patients treated on this contract for their most recent course of treatment.

Figures in italics indicate the base number of FP17s or Patient Questionnaire responses are less than 100. N/A is shown where the base number of responses is less than 10 during the period. % is calculated as Quantity/Base number*100

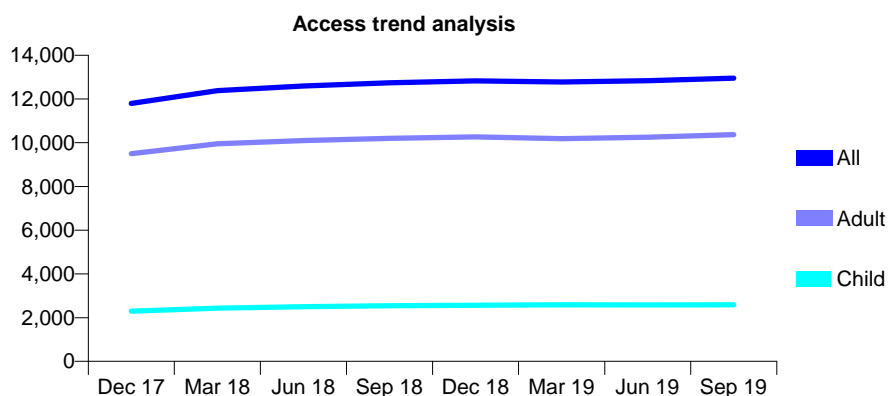
Q56 - Vital Signs At a Glance Contract Report for 126225/0001 - September 2019

Name or company name	Dr P Vaid, Dr S Radia and Dr S Shah
Contract type name	GDS Contract
Purpose of contract	General
Contract start date	01/04/2014
Contract end date	

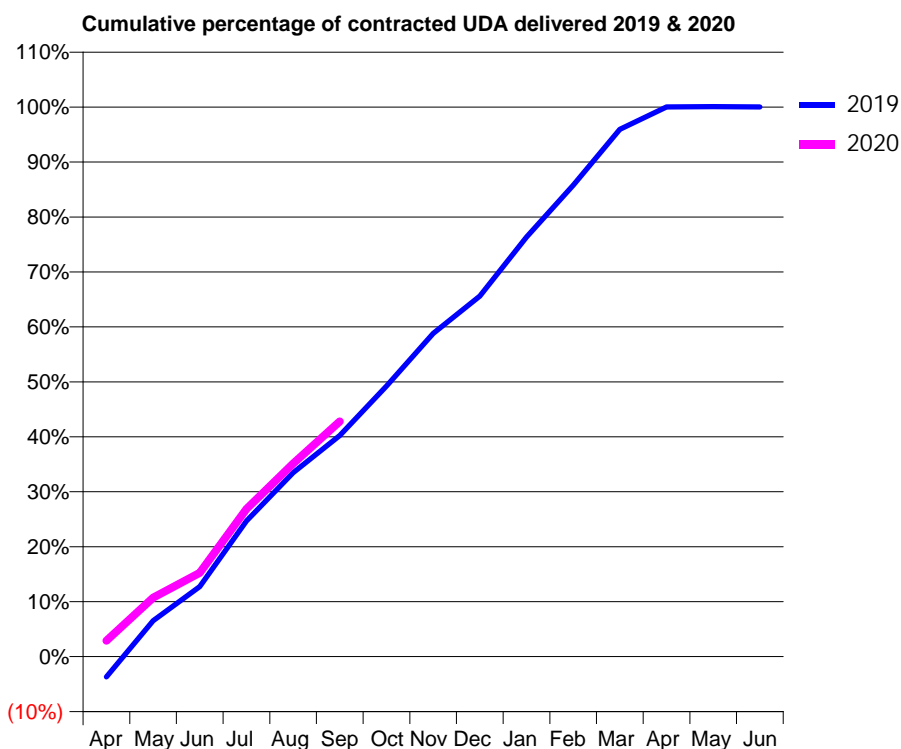
19/20 Contracted general activity (UDA)	42,332
Carry forward general activity (UDA)	-9
19/20 Contracted orthodontic activity (UOA)	0
Carry forward orthodontic activity (UOA)	0
Baseline contract value	£1,368,768.97

ACCESS*

Patients seen in 24 months	Total	Change since previous quarter
Quarter ending September 2018	12,742	
Quarter ending December 2018	12,826	→
Quarter ending March 2019	12,774	→
Quarter ending June 2019	12,839	→
Quarter ending September 2019	12,952	→
Variance since September 2018	1.6%	→



ACTIVITY



Month	Adjusted Scheduled Activity (UDA)	
	2019	2020
April	-1,495	1,225
May	2,636	4,544
June	5,141	6,456
July	9,962	11,379
August	13,503	14,871
September	16,236	18,113
October	19,850	
November	23,715	
December	26,457	
January	30,782	
February	34,597	
March	38,692	
April	40,339	
May	40,360	
June	40,341	

QUALITY

	Quantity	Base Number	Contract	AT	Region	England
% of FP17s for the same patient ID Re-attending within 3 months - Children	121	1,910	6.3%	10.2%	11.3%	11.5%
% of FP17s for the same patient ID Re-attending within 3 months - Adults	717	6,710	10.7%	13.5%	14.7%	15.4%
% of FP17s for the same patient ID Re-attending between 3 & 9 months - Children	1,178	1,910	61.7%	60.8%	60.8%	59.7%
% of FP17s for the same patient ID Re-attending between 3 & 9 months - Adults	2,550	6,710	38.0%	50.2%	52.8%	51.7%
% of FP17s for Band 1 Urgent Courses	736	8,087	9.1%	9.2%	8.2%	9.2%
% of FP17s Relating to Free Repair or Replacements	90	8,087	1.1%	0.7%	0.7%	0.7%
% of FP17s Relating to Continuations	95	8,087	1.2%	0.8%	0.8%	0.8%
% of Patients satisfied with the dentistry they have received	4	4	N/A	93.2%	93.2%	93.5%
% of Patients satisfied with the time they had to wait for an appointment	3	4	N/A	86.3%	88.5%	87.4%

* This is based on patients treated on this contract for their most recent course of treatment. Figures in italics indicate the base number of FP17s or Patient Questionnaire responses are less than 100. N/A is shown where the base number of responses is less than 10 during the period. % is calculated as Quantity/Base number*100

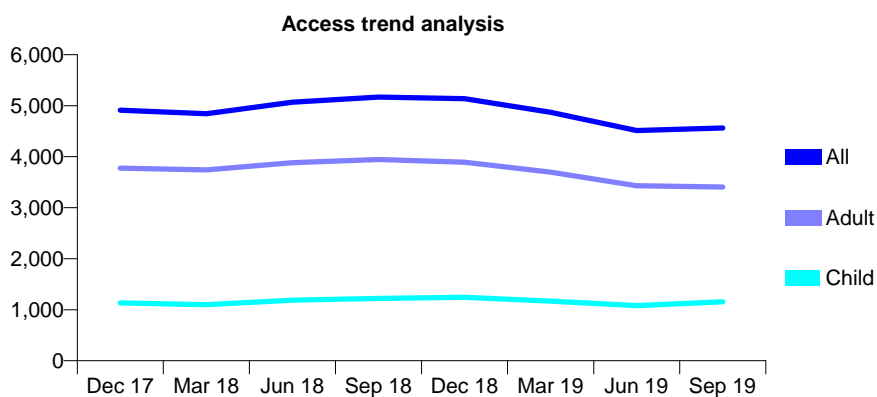
Q56 - Vital Signs At a Glance Contract Report for 127809/0001 - September 2019

Name or company name	S Emami, M Dehghanpour, J Vaghela, J Va
Contract type name	GDS Contract
Purpose of contract	General
Contract start date	01/11/2010
Contract end date	

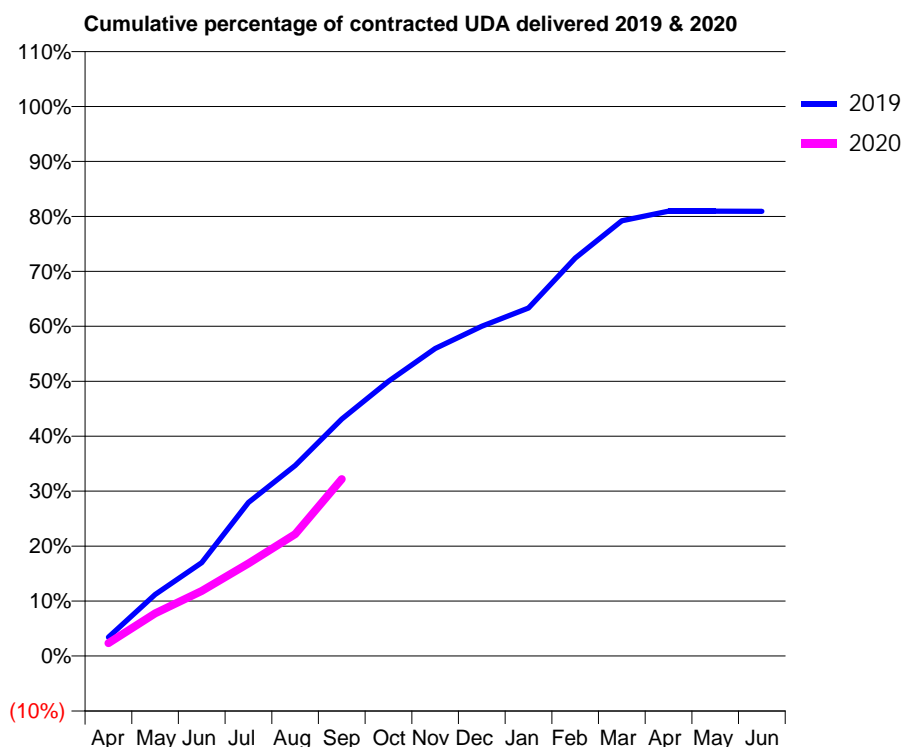
19/20 Contracted general activity (UDA)	16,500
Carry forward general activity (UDA)	0
19/20 Contracted orthodontic activity (UOA)	0
Carry forward orthodontic activity (UOA)	0
Baseline contract value	£398,113.93

ACCESS*

Patients seen in 24 months	Total	Change since previous quarter
Quarter ending September 2018	5,168	
Quarter ending December 2018	5,136	→
Quarter ending March 2019	4,869	↓
Quarter ending June 2019	4,513	↓
Quarter ending September 2019	4,563	→
Variance since September 2018	(11.7%)	↓



ACTIVITY



Month	Adjusted Scheduled Activity (UDA)	
	2019	2020
April	568	386
May	1,848	1,278
June	2,804	1,957
July	4,611	2,782
August	5,721	3,659
September	7,114	5,312
October	8,248	
November	9,233	
December	9,899	
January	10,449	
February	11,951	
March	13,067	
April	13,355	
May	13,354	
June	13,353	

QUALITY

	Quantity	Base Number	Contract	AT	Region	England
% of FP17s for the same patient ID Re-attending within 3 months - Children	78	855	9.1%	10.2%	11.3%	11.5%
% of FP17s for the same patient ID Re-attending within 3 months - Adults	145	2,022	7.2%	13.5%	14.7%	15.4%
% of FP17s for the same patient ID Re-attending between 3 & 9 months - Children	426	855	49.8%	60.8%	60.8%	59.7%
% of FP17s for the same patient ID Re-attending between 3 & 9 months - Adults	1,009	2,022	49.9%	50.2%	52.8%	51.7%
% of FP17s for Band 1 Urgent Courses	277	2,758	10.0%	9.2%	8.2%	9.2%
% of FP17s Relating to Free Repair or Replacements	19	2,758	0.7%	0.7%	0.7%	0.7%
% of FP17s Relating to Continuations	3	2,758	0.1%	0.8%	0.8%	0.8%
% of Patients satisfied with the dentistry they have received	1	2	N/A	93.2%	93.2%	93.5%
% of Patients satisfied with the time they had to wait for an appointment	1	2	N/A	86.3%	88.5%	87.4%

* This is based on patients treated on this contract for their most recent course of treatment. Figures in italics indicate the base number of FP17s or Patient Questionnaire responses are less than 100. N/A is shown where the base number of responses is less than 10 during the period. % is calculated as Quantity/Base number*100

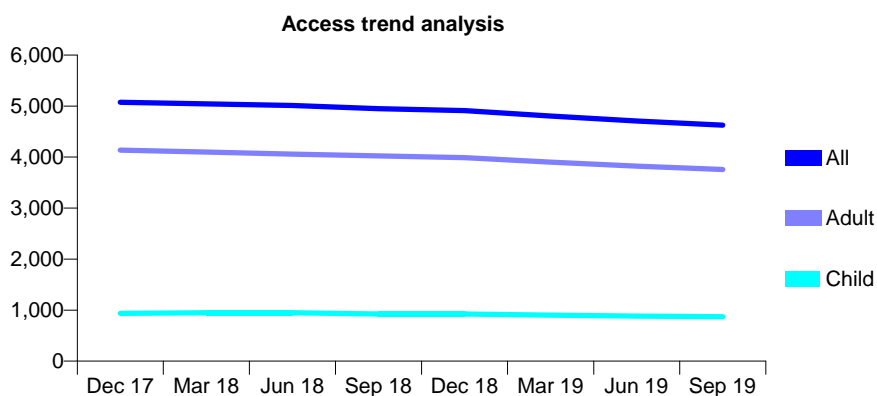
Q56 - Vital Signs At a Glance Contract Report for 128767/0001 - September 2019

Name or company name	Hejazifar, Namazy, and Namazy
Contract type name	GDS Contract
Purpose of contract	General
Contract start date	01/04/2013
Contract end date	

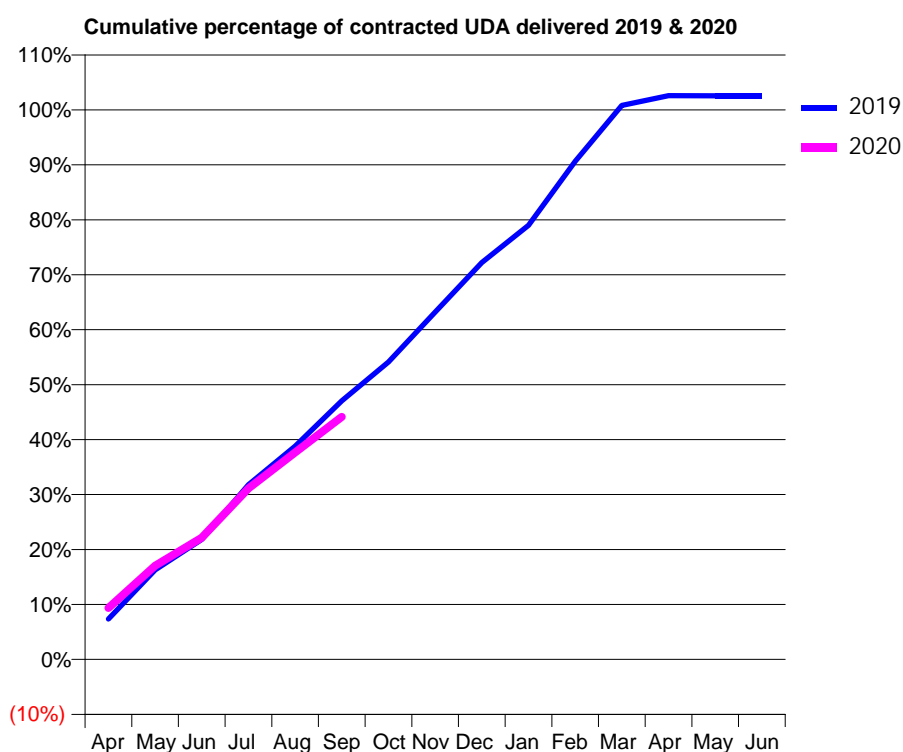
19/20 Contracted general activity (UDA)	14,333
Carry forward general activity (UDA)	-287
19/20 Contracted orthodontic activity (UOA)	0
Carry forward orthodontic activity (UOA)	0
Baseline contract value	£356,558.55

ACCESS*

Patients seen in 24 months	Total	Change since previous quarter
Quarter ending September 2018	4,951	
Quarter ending December 2018	4,911	→
Quarter ending March 2019	4,803	↓
Quarter ending June 2019	4,706	↓
Quarter ending September 2019	4,625	↓
Variance since September 2018	(6.6%)	↓



ACTIVITY



Month	2019	2020
April	1,056	1,345
May	2,334	2,444
June	3,129	3,173
July	4,553	4,461
August	5,565	5,400
September	6,741	6,324
October	7,759	
November	9,059	
December	10,348	
January	11,325	
February	12,993	
March	14,449	
April	14,703	
May	14,700	
June	14,700	

QUALITY

	Quantity	Base Number	Contract	AT	Region	England
% of FP17s for the same patient ID Re-attending within 3 months - Children	45	679	6.6%	10.2%	11.3%	11.5%
% of FP17s for the same patient ID Re-attending within 3 months - Adults	308	2,612	11.8%	13.5%	14.7%	15.4%
% of FP17s for the same patient ID Re-attending between 3 & 9 months - Children	490	679	72.2%	60.8%	60.8%	59.7%
% of FP17s for the same patient ID Re-attending between 3 & 9 months - Adults	1,537	2,612	58.8%	50.2%	52.8%	51.7%
% of FP17s for Band 1 Urgent Courses	224	3,141	7.1%	9.2%	8.2%	9.2%
% of FP17s Relating to Free Repair or Replacements	26	3,141	0.8%	0.7%	0.7%	0.7%
% of FP17s Relating to Continuations	2	3,141	0.1%	0.8%	0.8%	0.8%
% of Patients satisfied with the dentistry they have received	4	5	N/A	93.2%	93.2%	93.5%
% of Patients satisfied with the time they had to wait for an appointment	5	5	N/A	86.3%	88.5%	87.4%

* This is based on patients treated on this contract for their most recent course of treatment. Figures in italics indicate the base number of FP17s or Patient Questionnaire responses are less than 100. N/A is shown where the base number of responses is less than 10 during the period. % is calculated as Quantity/Base number*100

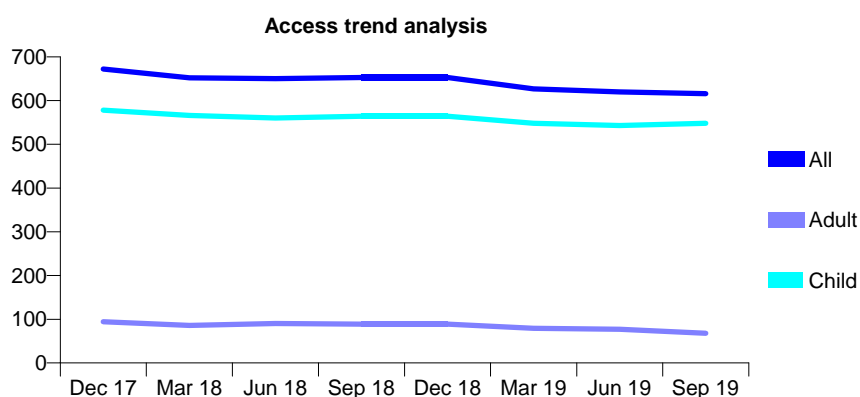
Q56 - Vital Signs At a Glance Contract Report for 128953/0002 - September 2019

Name or company name	Cathedral Dental Practice Ltd
Contract type name	GDS Contract
Purpose of contract	General
Contract start date	01/04/2015
Contract end date	

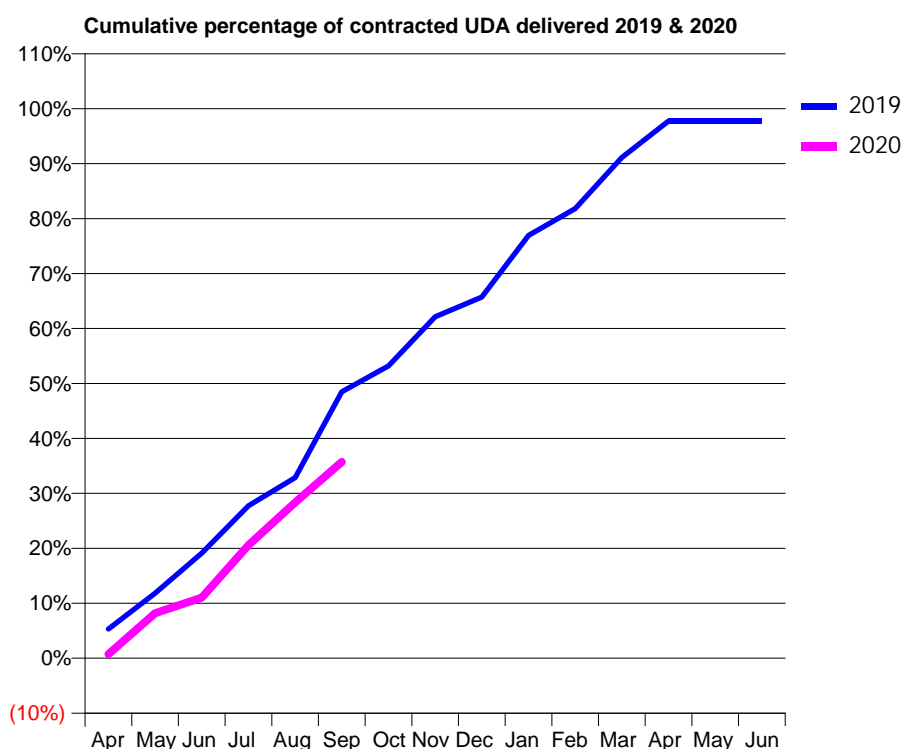
19/20 Contracted general activity (UDA)	1,210
Carry forward general activity (UDA)	27
19/20 Contracted orthodontic activity (UOA)	0
Carry forward orthodontic activity (UOA)	0
Baseline contract value	£27,913.38

ACCESS*

Patients seen in 24 months	Total	Change since previous quarter
Quarter ending September 2018	653	
Quarter ending December 2018	653	→
Quarter ending March 2019	627	↓
Quarter ending June 2019	620	↓
Quarter ending September 2019	616	→
Variance since September 2018	(5.7%)	↓



ACTIVITY



Month	2019	2020
April	64	9
May	143	99
June	231	133
July	336	249
August	398	343
September	586	432
October	644	
November	752	
December	795	
January	931	
February	990	
March	1,102	
April	1,183	
May	1,183	
June	1,183	

QUALITY

	Quantity	Base Number	Contract	AT	Region	England
% of FP17s for the same patient ID Re-attending within 3 months - Children	22	393	5.6%	10.2%	11.3%	11.5%
% of FP17s for the same patient ID Re-attending within 3 months - Adults	0	14	0.0%	13.5%	14.7%	15.4%
% of FP17s for the same patient ID Re-attending between 3 & 9 months - Children	254	393	64.6%	60.8%	60.8%	59.7%
% of FP17s for the same patient ID Re-attending between 3 & 9 months - Adults	9	14	64.3%	50.2%	52.8%	51.7%
% of FP17s for Band 1 Urgent Courses	6	339	1.8%	9.2%	8.2%	9.2%
% of FP17s Relating to Free Repair or Replacements	0	339	0.0%	0.7%	0.7%	0.7%
% of FP17s Relating to Continuations	0	339	0.0%	0.8%	0.8%	0.8%
% of Patients satisfied with the dentistry they have received	0	0	N/A	93.2%	93.2%	93.5%
% of Patients satisfied with the time they had to wait for an appointment	0	0	N/A	86.3%	88.5%	87.4%

* This is based on patients treated on this contract for their most recent course of treatment.

Figures in italics indicate the base number of FP17s or Patient Questionnaire responses are less than 100. N/A is shown where the base number of responses is less than 10 during the period. % is calculated as Quantity/Base number*100

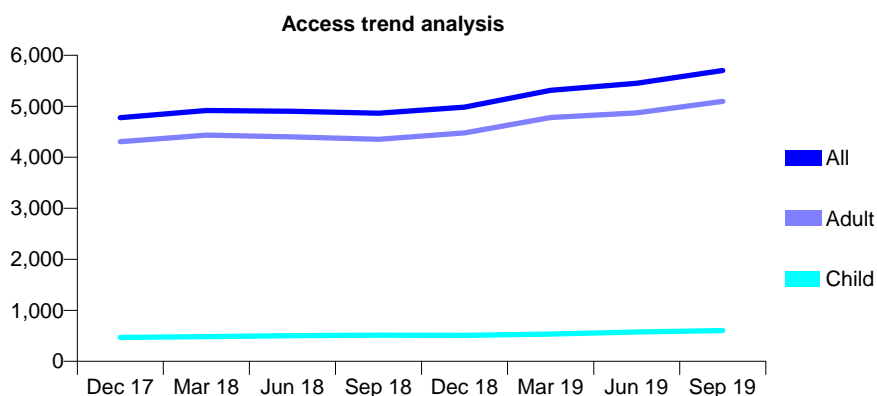
Q56 - Vital Signs At a Glance Contract Report for 132225/0001 - September 2019

Name or company name	Peterborough Dental Access Centre
Contract type name	PDS Contract
Purpose of contract	General
Contract start date	01/04/2006
Contract end date	30/09/2019

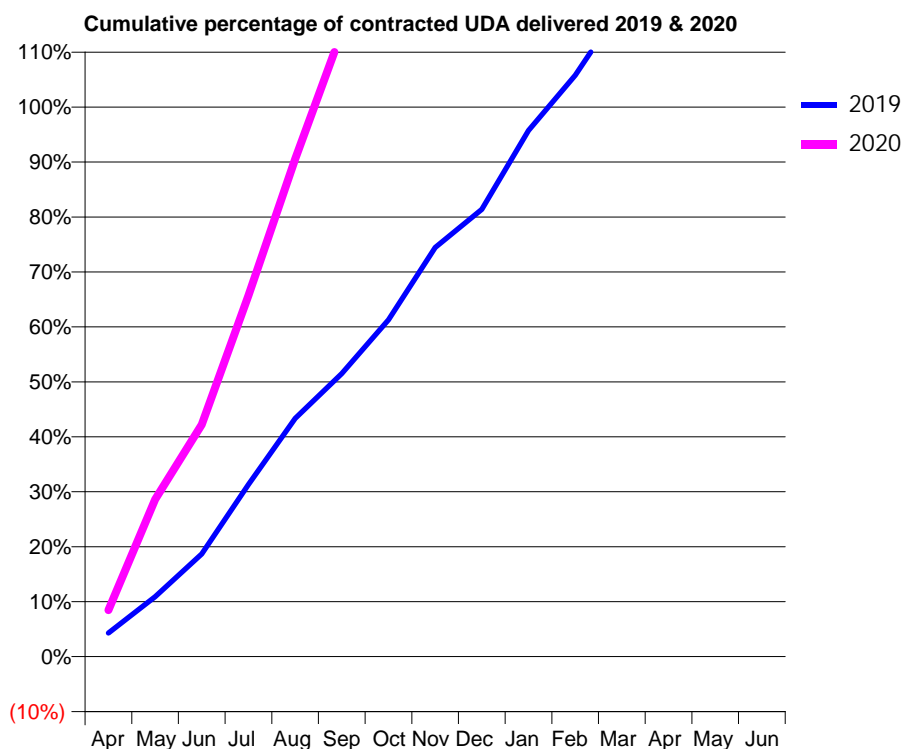
19/20 Contracted general activity (UDA)	2,000
Carry forward general activity (UDA)	0
19/20 Contracted orthodontic activity (UOA)	0
Carry forward orthodontic activity (UOA)	0
Baseline contract value	£98,526.02

ACCESS*

Patients seen in 24 months	Total	Change since previous quarter
Quarter ending September 2018	4,865	
Quarter ending December 2018	4,985	↑
Quarter ending March 2019	5,315	↑
Quarter ending June 2019	5,449	↑
Quarter ending September 2019	5,700	↑
Variance since September 2018	17.2%	↑



ACTIVITY



Month	Adjusted Scheduled Activity (UDA)	
	2019	2020
April	172	169
May	437	572
June	747	844
July	1,252	1,315
August	1,735	1,811
September	2,060	2,273
October	2,451	
November	2,978	
December	3,255	
January	3,830	
February	4,231	
March	4,736	
April	4,926	
May	4,925	
June	4,925	

QUALITY

	Quantity	Base Number	Contract	AT	Region	England
% of FP17s for the same patient ID Re-attending within 3 months - Children	30	355	8.5%	10.2%	11.3%	11.5%
% of FP17s for the same patient ID Re-attending within 3 months - Adults	190	2,048	9.3%	13.5%	14.7%	15.4%
% of FP17s for the same patient ID Re-attending between 3 & 9 months - Children	25	355	7.0%	60.8%	60.8%	59.7%
% of FP17s for the same patient ID Re-attending between 3 & 9 months - Adults	120	2,048	5.9%	50.2%	52.8%	51.7%
% of FP17s for Band 1 Urgent Courses	1,856	1,871	99.2%	9.2%	8.2%	9.2%
% of FP17s Relating to Free Repair or Replacements	0	1,871	0.0%	0.7%	0.7%	0.7%
% of FP17s Relating to Continuations	0	1,871	0.0%	0.8%	0.8%	0.8%
% of Patients satisfied with the dentistry they have received	0	0	N/A	93.2%	93.2%	93.5%
% of Patients satisfied with the time they had to wait for an appointment	0	0	N/A	86.3%	88.5%	87.4%

* This is based on patients treated on this contract for their most recent course of treatment. Figures in italics indicate the base number of FP17s or Patient Questionnaire responses are less than 100. N/A is shown where the base number of responses is less than 10 during the period. % is calculated as Quantity/Base number*100

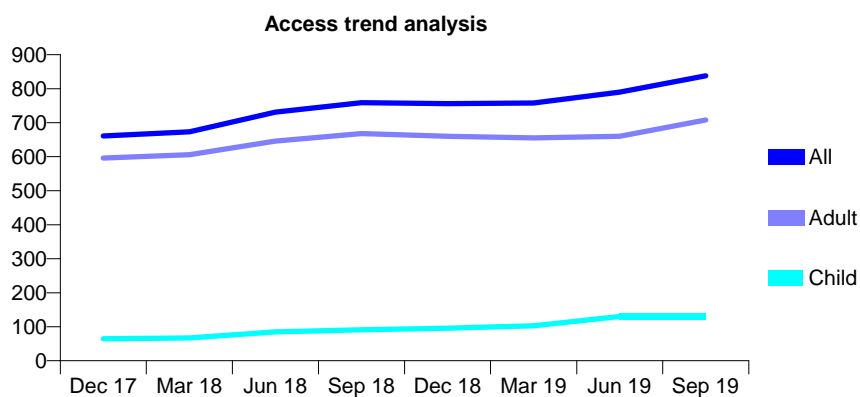
Q56 - Vital Signs At a Glance Contract Report for 132225/0002 - September 2019

Name or company name	Peterborough Dental Access Centre
Contract type name	PDS Contract
Purpose of contract	General
Contract start date	01/04/2011
Contract end date	30/09/2019

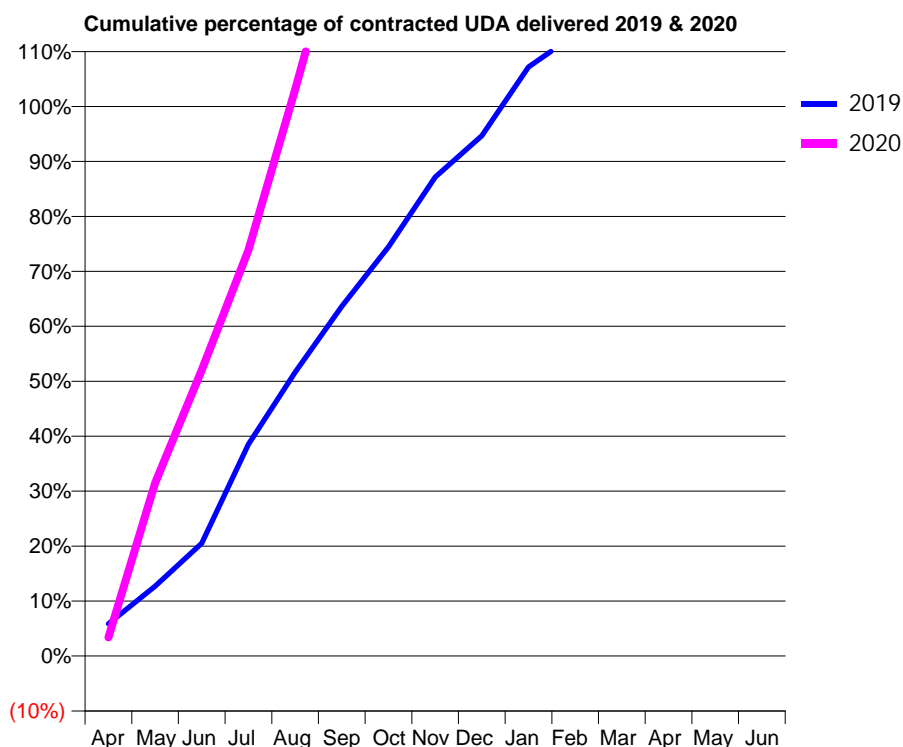
19/20 Contracted general activity (UDA)	316
Carry forward general activity (UDA)	0
19/20 Contracted orthodontic activity (UOA)	0
Carry forward orthodontic activity (UOA)	0
Baseline contract value	£19,032.15

ACCESS*

Patients seen in 24 months	Total	Change since previous quarter
Quarter ending September 2018	759	
Quarter ending December 2018	756	→
Quarter ending March 2019	758	→
Quarter ending June 2019	790	↑
Quarter ending September 2019	838	↑
Variance since September 2018	10.4%	↑



ACTIVITY



Month	Adjusted Scheduled Activity (UDA)	
	2019	2020
April	37	11
May	80	100
June	130	164
July	244	233
August	326	326
September	402	421
October	470	
November	551	
December	598	
January	677	
February	715	
March	777	
April	812	
May	812	
June	812	

QUALITY

	Quantity	Base Number	Contract	AT	Region	England
% of FP17s for the same patient ID Re-attending within 3 months - Children	1	84	1.2%	10.2%	11.3%	11.5%
% of FP17s for the same patient ID Re-attending within 3 months - Adults	7	302	2.3%	13.5%	14.7%	15.4%
% of FP17s for the same patient ID Re-attending between 3 & 9 months - Children	0	84	0.0%	60.8%	60.8%	59.7%
% of FP17s for the same patient ID Re-attending between 3 & 9 months - Adults	3	302	1.0%	50.2%	52.8%	51.7%
% of FP17s for Band 1 Urgent Courses	356	357	99.7%	9.2%	8.2%	9.2%
% of FP17s Relating to Free Repair or Replacements	0	357	0.0%	0.7%	0.7%	0.7%
% of FP17s Relating to Continuations	0	357	0.0%	0.8%	0.8%	0.8%
% of Patients satisfied with the dentistry they have received	0	0	N/A	93.2%	93.2%	93.5%
% of Patients satisfied with the time they had to wait for an appointment	0	0	N/A	86.3%	88.5%	87.4%

* This is based on patients treated on this contract for their most recent course of treatment. Figures in italics indicate the base number of FP17s or Patient Questionnaire responses are less than 100. N/A is shown where the base number of responses is less than 10 during the period. % is calculated as Quantity/Base number*100

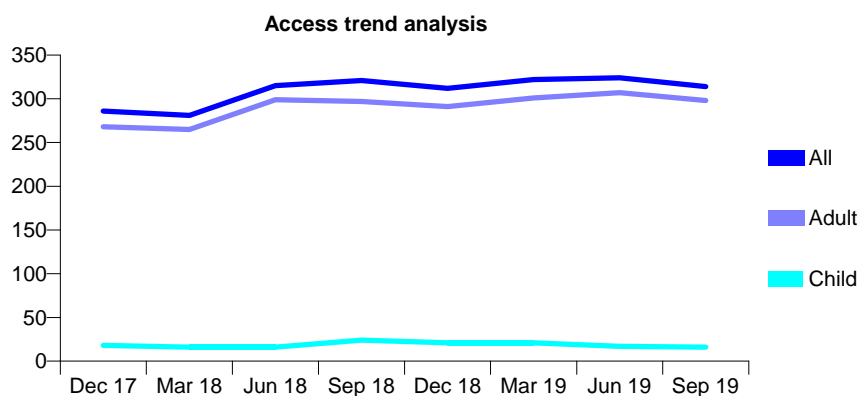
Q56 - Vital Signs At a Glance Contract Report for 132225/0003 - September 2019

Name or company name	Peterborough Dental Access Centre
Contract type name	PDS Contract
Purpose of contract	General
Contract start date	01/04/2011
Contract end date	30/09/2019

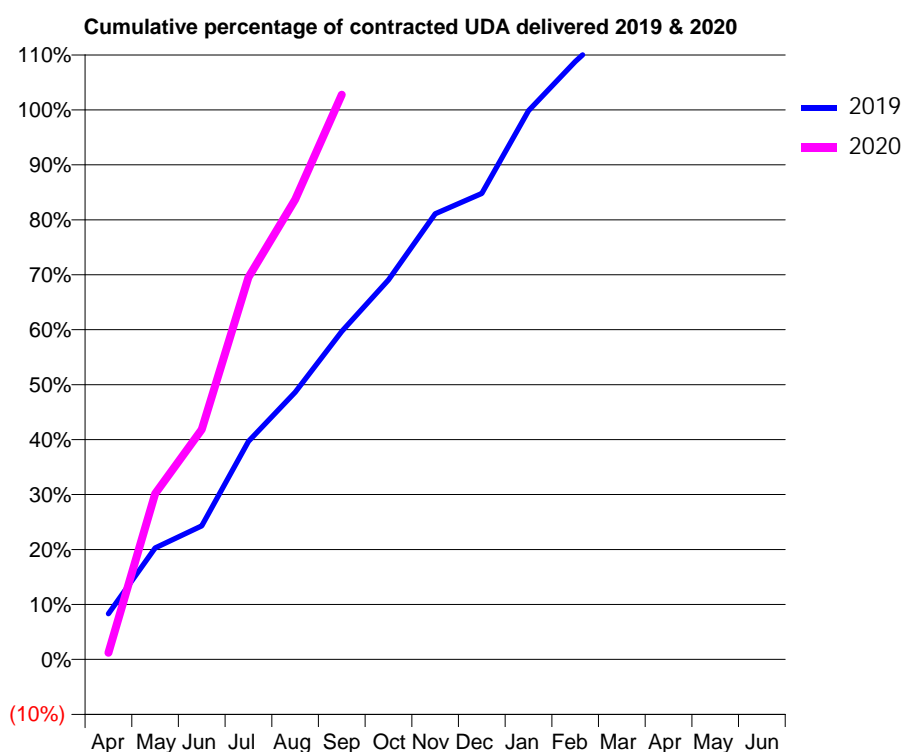
19/20 Contracted general activity (UDA)	195
Carry forward general activity (UDA)	0
19/20 Contracted orthodontic activity (UOA)	0
Carry forward orthodontic activity (UOA)	0
Baseline contract value	£17,673.99

ACCESS*

Patients seen in 24 months	Total	Change since previous quarter
Quarter ending September 2018	321	
Quarter ending December 2018	312	↓
Quarter ending March 2019	322	↑
Quarter ending June 2019	324	→
Quarter ending September 2019	314	↓
Variance since September 2018	(2.2%)	↓



ACTIVITY



Adjusted Scheduled Activity (UDA)		
Month	2019	2020
April	32	2
May	79	59
June	95	82
July	155	136
August	190	163
September	233	200
October	269	
November	316	
December	331	
January	389	
February	424	
March	454	
April	470	
May	470	
June	470	

QUALITY

	Quantity	Base Number	Contract	AT	Region	England
% of FP17s for the same patient ID Re-attending within 3 months - Children	0	26	0.0%	10.2%	11.3%	11.5%
% of FP17s for the same patient ID Re-attending within 3 months - Adults	0	155	0.0%	13.5%	14.7%	15.4%
% of FP17s for the same patient ID Re-attending between 3 & 9 months - Children	0	26	0.0%	60.8%	60.8%	59.7%
% of FP17s for the same patient ID Re-attending between 3 & 9 months - Adults	0	155	0.0%	50.2%	52.8%	51.7%
% of FP17s for Band 1 Urgent Courses	167	167	100.0%	9.2%	8.2%	9.2%
% of FP17s Relating to Free Repair or Replacements	0	167	0.0%	0.7%	0.7%	0.7%
% of FP17s Relating to Continuations	0	167	0.0%	0.8%	0.8%	0.8%
% of Patients satisfied with the dentistry they have received	0	0	N/A	93.2%	93.2%	93.5%
% of Patients satisfied with the time they had to wait for an appointment	0	0	N/A	86.3%	88.5%	87.4%

* This is based on patients treated on this contract for their most recent course of treatment. Figures in italics indicate the base number of FP17s or Patient Questionnaire responses are less than 100. N/A is shown where the base number of responses is less than 10 during the period. % is calculated as Quantity/Base number*100

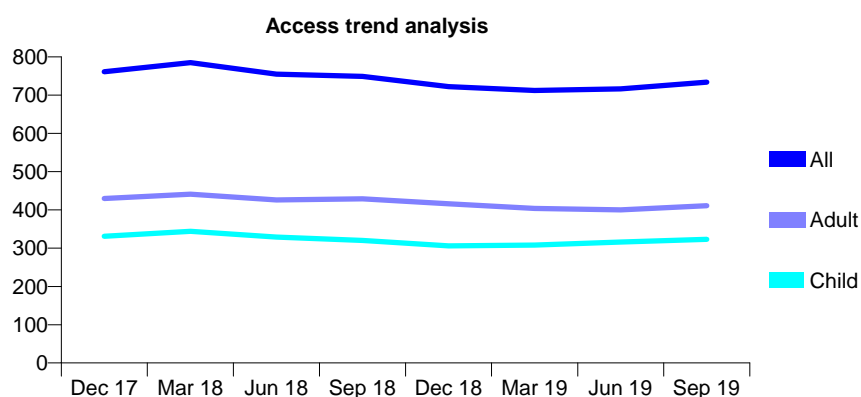
Q56 - Vital Signs At a Glance Contract Report for 132225/0004 - September 2019

Name or company name	Peterborough Dental Access Centre
Contract type name	PDS Contract
Purpose of contract	General
Contract start date	01/04/2011
Contract end date	30/09/2019

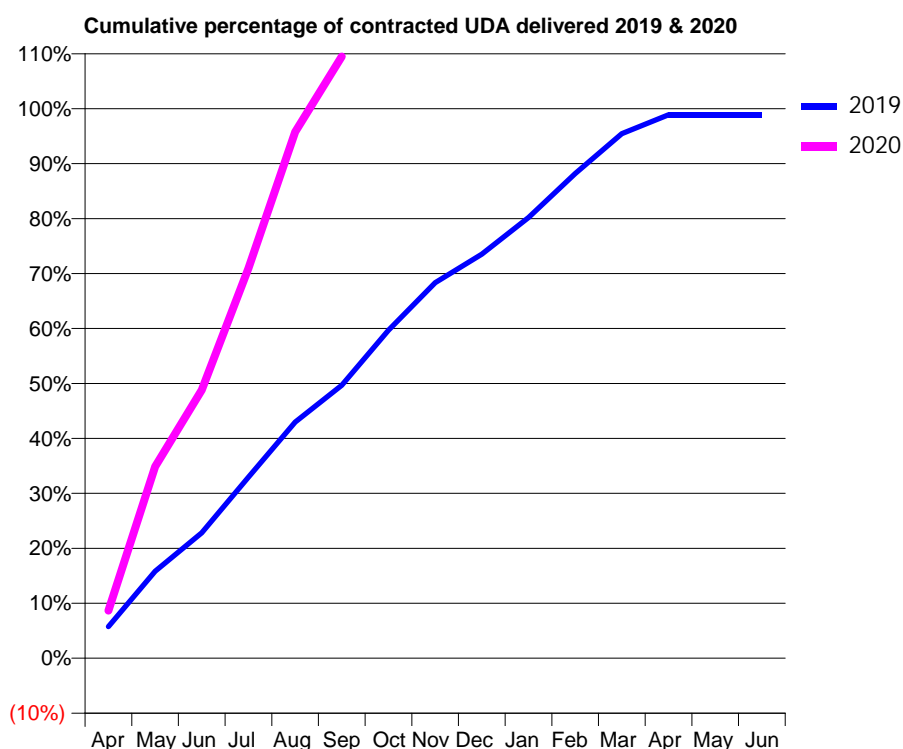
19/20 Contracted general activity (UDA)	738
Carry forward general activity (UDA)	17
19/20 Contracted orthodontic activity (UOA)	0
Carry forward orthodontic activity (UOA)	0
Baseline contract value	£56,150.64

ACCESS*

Patients seen in 24 months	Total	Change since previous quarter
Quarter ending September 2018	749	
Quarter ending December 2018	722	↓
Quarter ending March 2019	712	↓
Quarter ending June 2019	716	→
Quarter ending September 2019	734	↑
Variance since September 2018	(2.0%)	↓



ACTIVITY



Month	2019	2020
April	85	64
May	234	257
June	337	360
July	486	524
August	634	707
September	732	808
October	880	
November	1,008	
December	1,084	
January	1,183	
February	1,301	
March	1,408	
April	1,458	
May	1,458	
June	1,458	

QUALITY

	Quantity	Base Number	Contract	AT	Region	England
% of FP17s for the same patient ID Re-attending within 3 months - Children	12	281	4.3%	10.2%	11.3%	11.5%
% of FP17s for the same patient ID Re-attending within 3 months - Adults	17	263	6.5%	13.5%	14.7%	15.4%
% of FP17s for the same patient ID Re-attending between 3 & 9 months - Children	81	281	28.8%	60.8%	60.8%	59.7%
% of FP17s for the same patient ID Re-attending between 3 & 9 months - Adults	104	263	39.5%	50.2%	52.8%	51.7%
% of FP17s for Band 1 Urgent Courses	25	504	5.0%	9.2%	8.2%	9.2%
% of FP17s Relating to Free Repair or Replacements	0	504	0.0%	0.7%	0.7%	0.7%
% of FP17s Relating to Continuations	0	504	0.0%	0.8%	0.8%	0.8%
% of Patients satisfied with the dentistry they have received	0	0	N/A	93.2%	93.2%	93.5%
% of Patients satisfied with the time they had to wait for an appointment	0	0	N/A	86.3%	88.5%	87.4%

* This is based on patients treated on this contract for their most recent course of treatment.

Figures in italics indicate the base number of FP17s or Patient Questionnaire responses are less than 100. N/A is shown where the base number of responses is less than 10 during the period. % is calculated as Quantity/Base number*100

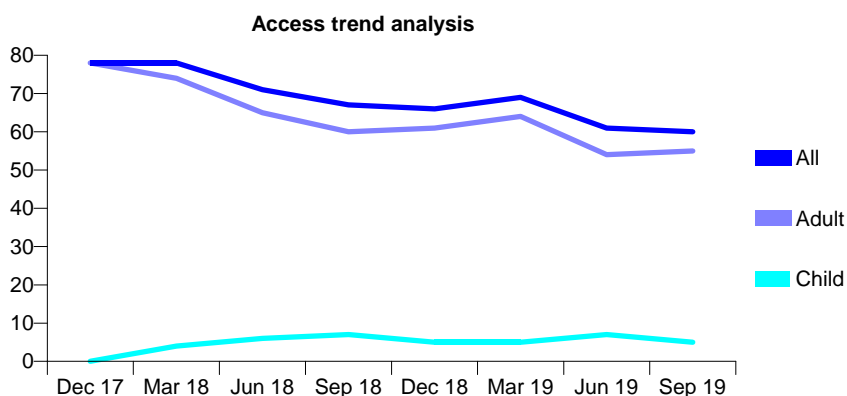
Q56 - Vital Signs At a Glance Contract Report for 132225/0005 - September 2019

Name or company name	Peterborough Dental Access Centre
Contract type name	PDS Contract
Purpose of contract	General
Contract start date	01/04/2011
Contract end date	30/09/2019

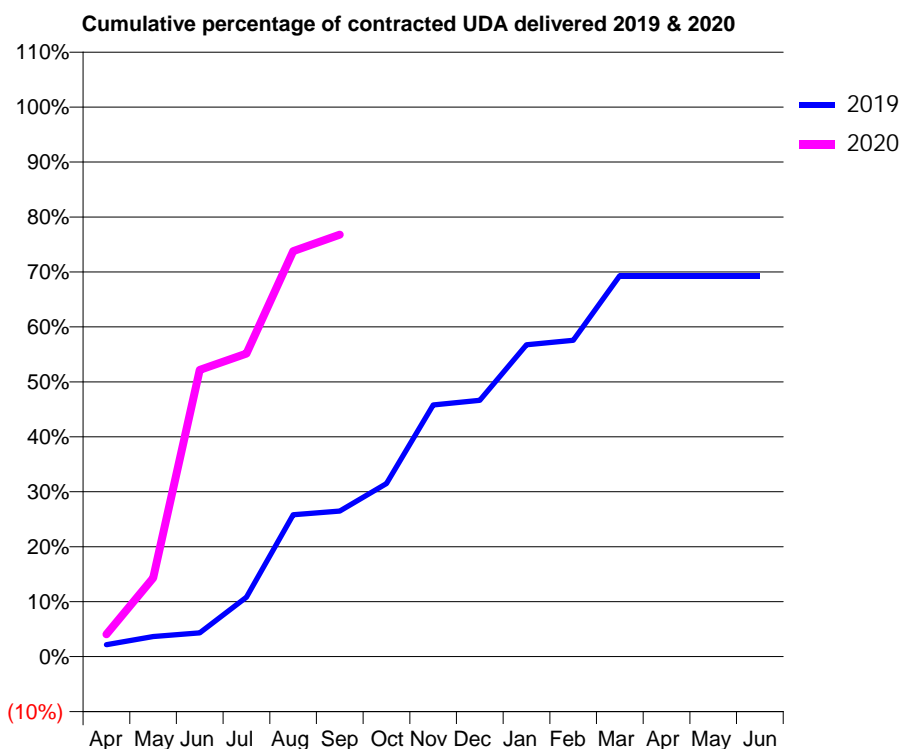
19/20 Contracted general activity (UDA)	74
Carry forward general activity (UDA)	0
19/20 Contracted orthodontic activity (UOA)	0
Carry forward orthodontic activity (UOA)	0
Baseline contract value	£6,690.00

ACCESS*

Patients seen in 24 months	Total	Change since previous quarter
Quarter ending September 2018	67	
Quarter ending December 2018	66	↓
Quarter ending March 2019	69	↑
Quarter ending June 2019	61	↓
Quarter ending September 2019	60	↓
Variance since September 2018	(10.4%)	↓



ACTIVITY



Month	Adjusted Scheduled Activity (UDA)	
	2019	2020
April	3	3
May	5	11
June	6	39
July	16	41
August	38	55
September	39	57
October	47	
November	68	
December	69	
January	84	
February	85	
March	103	
April	103	
May	103	
June	103	

QUALITY

	Quantity	Base Number	Contract	AT	Region	England
% of FP17s for the same patient ID Re-attending within 3 months - Children	0	3	0.0%	10.2%	11.3%	11.5%
% of FP17s for the same patient ID Re-attending within 3 months - Adults	1	23	4.3%	13.5%	14.7%	15.4%
% of FP17s for the same patient ID Re-attending between 3 & 9 months - Children	0	3	0.0%	60.8%	60.8%	59.7%
% of FP17s for the same patient ID Re-attending between 3 & 9 months - Adults	2	23	8.7%	50.2%	52.8%	51.7%
% of FP17s for Band 1 Urgent Courses	9	25	36.0%	9.2%	8.2%	9.2%
% of FP17s Relating to Free Repair or Replacements	0	25	0.0%	0.7%	0.7%	0.7%
% of FP17s Relating to Continuations	0	25	0.0%	0.8%	0.8%	0.8%
% of Patients satisfied with the dentistry they have received	0	0	N/A	93.2%	93.2%	93.5%
% of Patients satisfied with the time they had to wait for an appointment	0	0	N/A	86.3%	88.5%	87.4%

* This is based on patients treated on this contract for their most recent course of treatment. Figures in italics indicate the base number of FP17s or Patient Questionnaire responses are less than 100. N/A is shown where the base number of responses is less than 10 during the period. % is calculated as Quantity/Base number*100

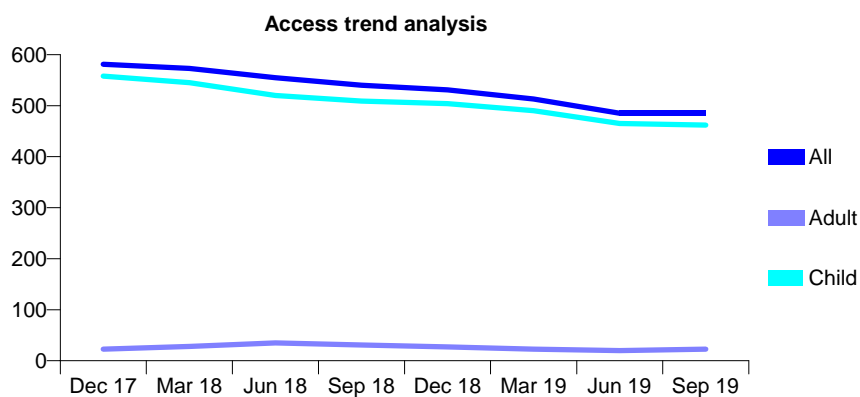
Q56 - Vital Signs At a Glance Contract Report for 132225/0006 - September 2019

Name or company name	Peterborough Dental Access Centre
Contract type name	PDS Contract
Purpose of contract	General
Contract start date	01/04/2011
Contract end date	30/09/2019

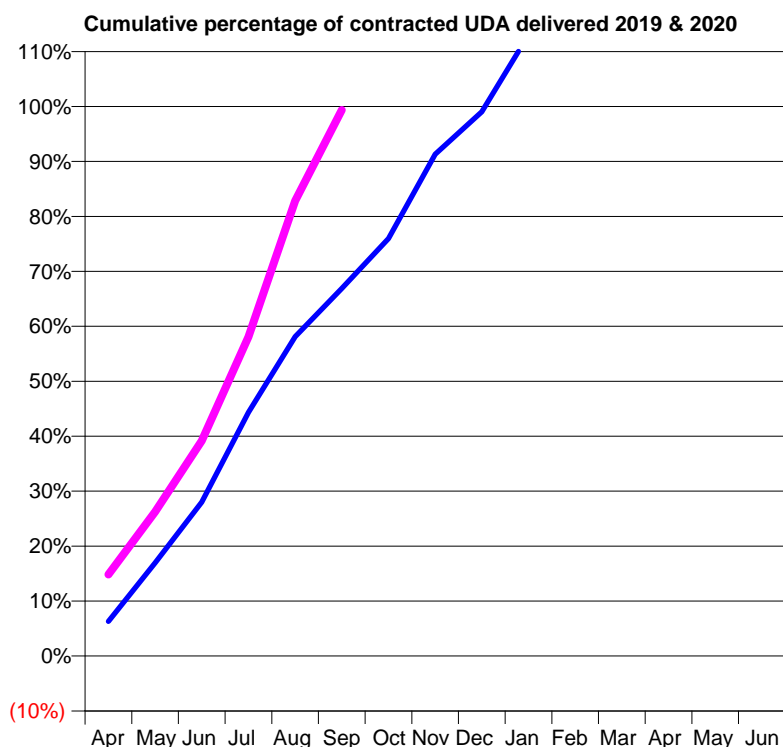
19/20 Contracted general activity (UDA)	708
Carry forward general activity (UDA)	0
19/20 Contracted orthodontic activity (UOA)	0
Carry forward orthodontic activity (UOA)	0
Baseline contract value	£309,624.14

ACCESS*

Patients seen in 24 months	Total	Change since previous quarter
Quarter ending September 2018	540	
Quarter ending December 2018	531	↓
Quarter ending March 2019	513	↓
Quarter ending June 2019	485	↓
Quarter ending September 2019	485	→
Variance since September 2018	(10.2%)	↓



ACTIVITY



Month	Adjusted Scheduled Activity (UDA)	
	2019	2020
April	89	105
May	240	186
June	397	277
July	628	411
August	823	586
September	947	703
October	1,076	-
November	1,293	-
December	1,402	-
January	1,600	-
February	1,719	-
March	1,890	-
April	1,936	-
May	1,936	-
June	1,936	-

QUALITY

	Quantity	Base Number	Contract	AT	Region	England
% of FP17s for the same patient ID Re-attending within 3 months - Children	0	244	0.0%	10.2%	11.3%	11.5%
% of FP17s for the same patient ID Re-attending within 3 months - Adults	0	11	0.0%	13.5%	14.7%	15.4%
% of FP17s for the same patient ID Re-attending between 3 & 9 months - Children	0	244	0.0%	60.8%	60.8%	59.7%
% of FP17s for the same patient ID Re-attending between 3 & 9 months - Adults	0	11	0.0%	50.2%	52.8%	51.7%
% of FP17s for Band 1 Urgent Courses	2	239	0.8%	9.2%	8.2%	9.2%
% of FP17s Relating to Free Repair or Replacements	0	239	0.0%	0.7%	0.7%	0.7%
% of FP17s Relating to Continuations	0	239	0.0%	0.8%	0.8%	0.8%
% of Patients satisfied with the dentistry they have received	0	0	N/A	93.2%	93.2%	93.5%
% of Patients satisfied with the time they had to wait for an appointment	0	0	N/A	86.3%	88.5%	87.4%

* This is based on patients treated on this contract for their most recent course of treatment. Figures in italics indicate the base number of FP17s or Patient Questionnaire responses are less than 100. N/A is shown where the base number of responses is less than 10 during the period. % is calculated as Quantity/Base number*100

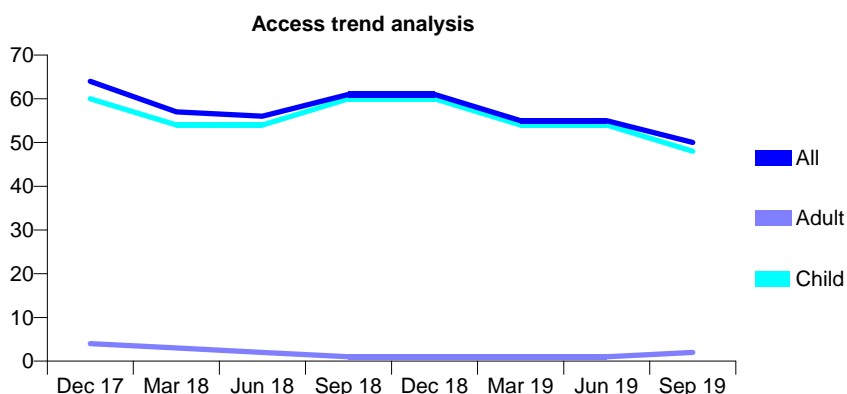
Q56 - Vital Signs At a Glance Contract Report for 132225/0007 - September 2019

Name or company name	Peterborough Dental Access Centre
Contract type name	PDS Contract
Purpose of contract	General
Contract start date	01/04/2011
Contract end date	30/09/2019

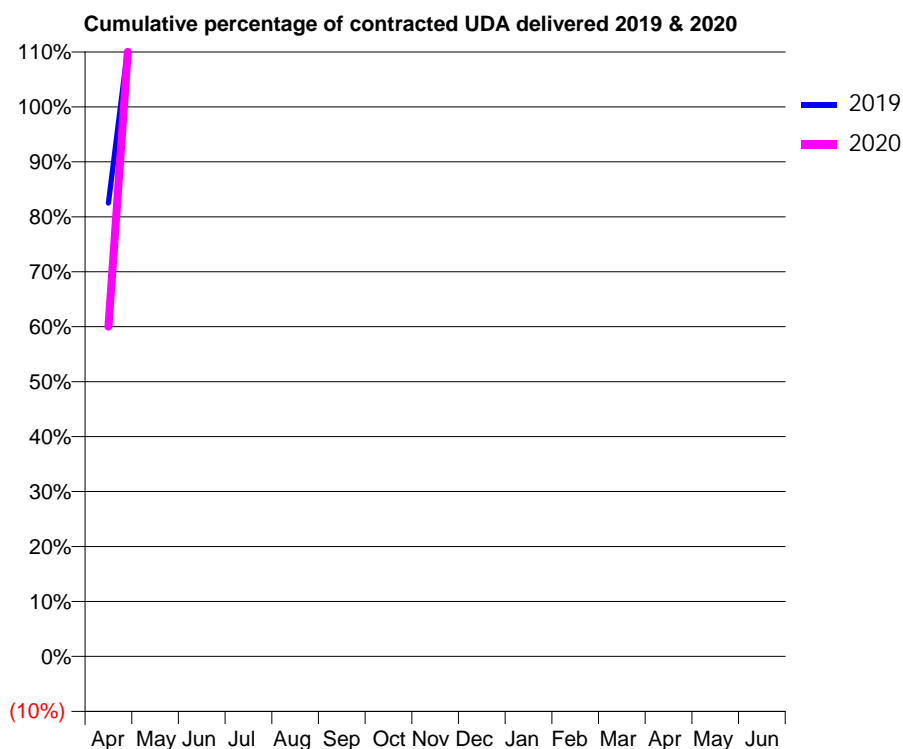
19/20 Contracted general activity (UDA)	20
Carry forward general activity (UDA)	0
19/20 Contracted orthodontic activity (UOA)	0
Carry forward orthodontic activity (UOA)	0
Baseline contract value	£6,904.77

ACCESS*

Patients seen in 24 months	Total	Change since previous quarter
Quarter ending September 2018	61	
Quarter ending December 2018	61	→
Quarter ending March 2019	55	↓
Quarter ending June 2019	55	→
Quarter ending September 2019	50	↓
Variance since September 2018	(18.0%)	↓



ACTIVITY



Month	Adjusted Scheduled Activity (UDA)	
	2019	2020
April	33	12
May	60	36
June	75	48
July	134	78
August	159	88
September	180	110
October	201	
November	222	
December	252	
January	288	
February	306	
March	328	
April	346	
May	346	
June	346	

QUALITY

	Quantity	Base Number	Contract	AT	Region	England
% of FP17s for the same patient ID Re-attending within 3 months - Children	0	43	0.0%	10.2%	11.3%	11.5%
% of FP17s for the same patient ID Re-attending within 3 months - Adults	0	1	0.0%	13.5%	14.7%	15.4%
% of FP17s for the same patient ID Re-attending between 3 & 9 months - Children	0	43	0.0%	60.8%	60.8%	59.7%
% of FP17s for the same patient ID Re-attending between 3 & 9 months - Adults	0	1	0.0%	50.2%	52.8%	51.7%
% of FP17s for Band 1 Urgent Courses	1	38	2.6%	9.2%	8.2%	9.2%
% of FP17s Relating to Free Repair or Replacements	0	38	0.0%	0.7%	0.7%	0.7%
% of FP17s Relating to Continuations	0	38	0.0%	0.8%	0.8%	0.8%
% of Patients satisfied with the dentistry they have received	0	0	N/A	93.2%	93.2%	93.5%
% of Patients satisfied with the time they had to wait for an appointment	0	0	N/A	86.3%	88.5%	87.4%

* This is based on patients treated on this contract for their most recent course of treatment. Figures in italics indicate the base number of FP17s or Patient Questionnaire responses are less than 100. N/A is shown where the base number of responses is less than 10 during the period. % is calculated as Quantity/Base number*100

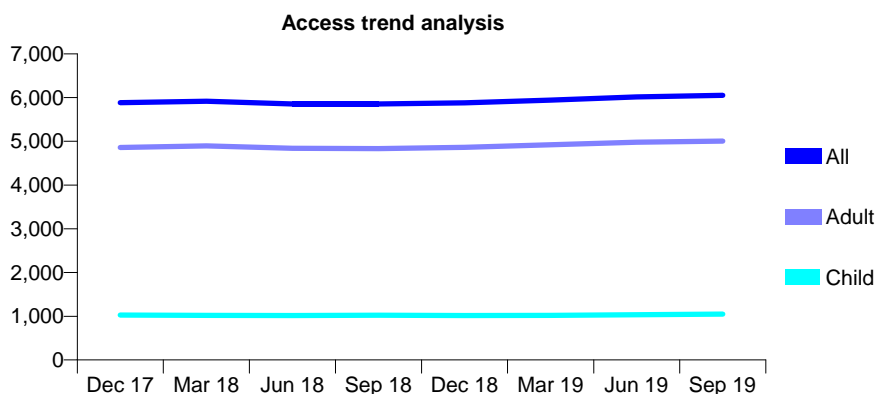
Q56 - Vital Signs At a Glance Contract Report for 132322/0001 - September 2019

Name or company name	Orford Hill Limited
Contract type name	GDS Contract
Purpose of contract	General
Contract start date	01/12/2012
Contract end date	

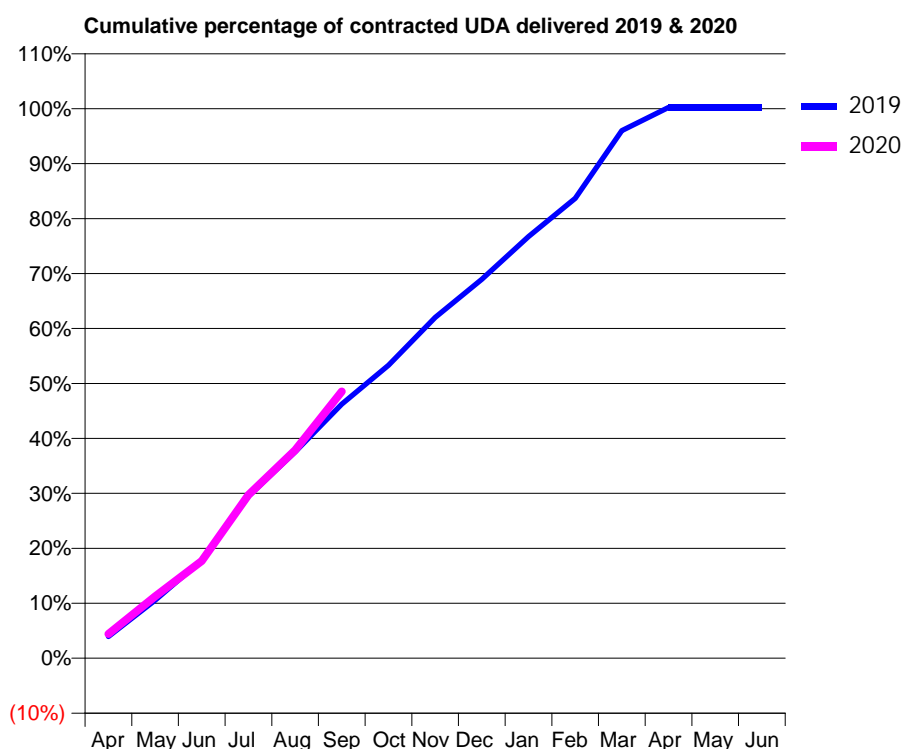
19/20 Contracted general activity (UDA)	16,000
Carry forward general activity (UDA)	-37
19/20 Contracted orthodontic activity (UOA)	0
Carry forward orthodontic activity (UOA)	0
Baseline contract value	£430,463.33

ACCESS*

Patients seen in 24 months	Total	Change since previous quarter
Quarter ending September 2018	5,856	
Quarter ending December 2018	5,879	→
Quarter ending March 2019	5,943	→
Quarter ending June 2019	6,015	→
Quarter ending September 2019	6,054	→
Variance since September 2018	3.4%	↑



ACTIVITY



Month	2019	2020
April	629	708
May	1,691	1,802
June	2,854	2,831
July	4,718	4,754
August	6,010	6,057
September	7,399	7,765
October	8,530	
November	9,922	
December	11,034	
January	12,275	
February	13,390	
March	15,361	
April	16,032	
May	16,033	
June	16,037	

QUALITY

	Quantity	Base Number	Contract	AT	Region	England
% of FP17s for the same patient ID Re-attending within 3 months - Children	51	850	6.0%	10.2%	11.3%	11.5%
% of FP17s for the same patient ID Re-attending within 3 months - Adults	600	3,947	15.2%	13.5%	14.7%	15.4%
% of FP17s for the same patient ID Re-attending between 3 & 9 months - Children	546	850	64.2%	60.8%	60.8%	59.7%
% of FP17s for the same patient ID Re-attending between 3 & 9 months - Adults	2,287	3,947	57.9%	50.2%	52.8%	51.7%
% of FP17s for Band 1 Urgent Courses	308	4,454	6.9%	9.2%	8.2%	9.2%
% of FP17s Relating to Free Repair or Replacements	35	4,454	0.8%	0.7%	0.7%	0.7%
% of FP17s Relating to Continuations	62	4,454	1.4%	0.8%	0.8%	0.8%
% of Patients satisfied with the dentistry they have received	3	3	N/A	93.2%	93.2%	93.5%
% of Patients satisfied with the time they had to wait for an appointment	2	3	N/A	86.3%	88.5%	87.4%

* This is based on patients treated on this contract for their most recent course of treatment.

Figures in italics indicate the base number of FP17s or Patient Questionnaire responses are less than 100. N/A is shown where the base number of responses is less than 10 during the period. % is calculated as Quantity/Base number*100

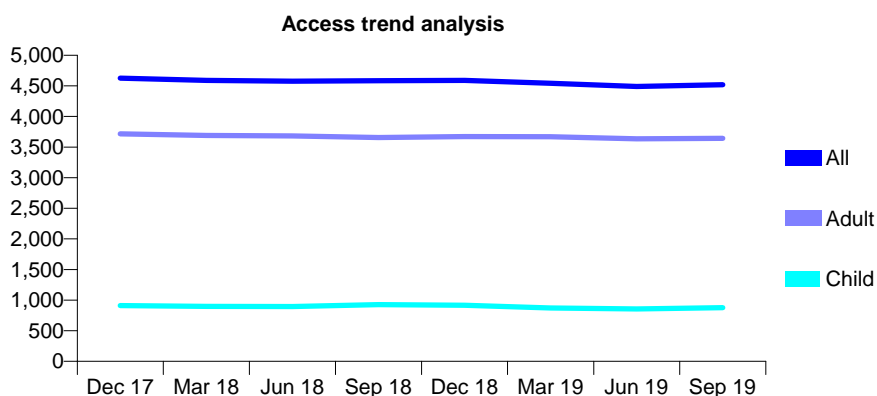
Q56 - Vital Signs At a Glance Contract Report for 133582/0001 - September 2019

Name or company name	Dr Horan & Dr Simkiene
Contract type name	GDS Contract
Purpose of contract	General and Orthodontic
Contract start date	01/05/2013
Contract end date	

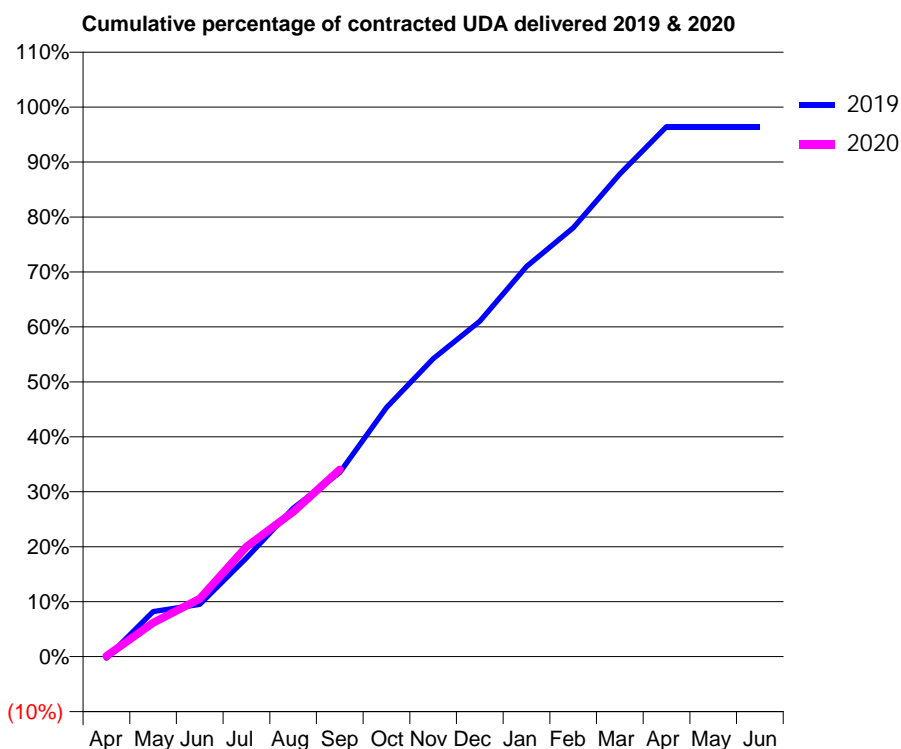
19/20 Contracted general activity (UDA)	15,998
Carry forward general activity (UDA)	567
19/20 Contracted orthodontic activity (UOA)	4,054
Carry forward orthodontic activity (UOA)	-2
Baseline contract value	£617,501.24

ACCESS*

Patients seen in 24 months	Total	Change since previous quarter
Quarter ending September 2018	4,585	
Quarter ending December 2018	4,589	→
Quarter ending March 2019	4,541	↓
Quarter ending June 2019	4,491	↓
Quarter ending September 2019	4,520	→
Variance since September 2018	(1.4%)	↓



ACTIVITY



Month	Adjusted Scheduled Activity (UDA)	
	2019	2020
April	-47	16
May	1,313	988
June	1,524	1,684
July	2,875	3,199
August	4,321	4,216
September	5,360	5,443
October	7,254	
November	8,675	
December	9,760	
January	11,357	
February	12,485	
March	14,047	
April	15,429	
May	15,430	
June	15,431	

QUALITY

	Quantity	Base Number	Contract	AT	Region	England
% of FP17s for the same patient ID Re-attending within 3 months - Children	124	902	13.7%	10.2%	11.3%	11.5%
% of FP17s for the same patient ID Re-attending within 3 months - Adults	342	2,713	12.6%	13.5%	14.7%	15.4%
% of FP17s for the same patient ID Re-attending between 3 & 9 months - Children	287	902	31.8%	60.8%	60.8%	59.7%
% of FP17s for the same patient ID Re-attending between 3 & 9 months - Adults	1,532	2,713	56.5%	50.2%	52.8%	51.7%
% of FP17s for Band 1 Urgent Courses	122	2,826	4.3%	9.2%	8.2%	9.2%
% of FP17s Relating to Free Repair or Replacements	12	2,826	0.4%	0.7%	0.7%	0.7%
% of FP17s Relating to Continuations	29	2,826	1.0%	0.8%	0.8%	0.8%
% of Patients satisfied with the dentistry they have received	2	2	N/A	93.2%	93.2%	93.5%
% of Patients satisfied with the time they had to wait for an appointment	1	2	N/A	86.3%	88.5%	87.4%

* This is based on patients treated on this contract for their most recent course of treatment. Figures in italics indicate the base number of FP17s or Patient Questionnaire responses are less than 100. N/A is shown where the base number of responses is less than 10 during the period. % is calculated as Quantity/Base number*100

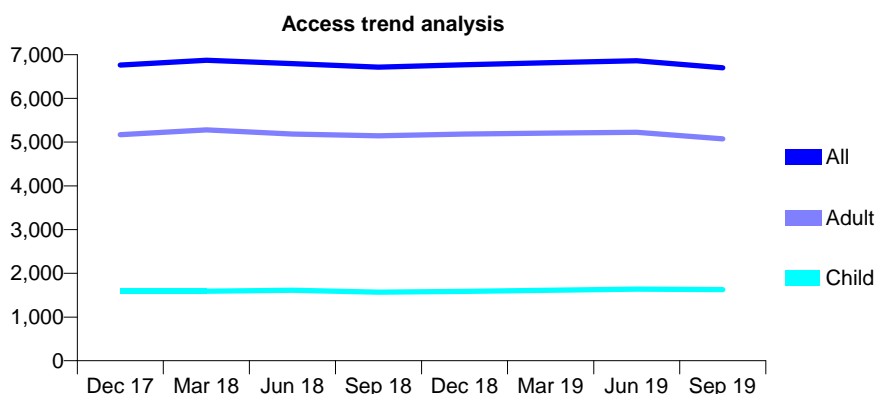
Q56 - Vital Signs At a Glance Contract Report for 134066/0001 - September 2019

Name or company name	Berners Holdings Ltd
Contract type name	GDS Contract
Purpose of contract	General
Contract start date	01/04/2008
Contract end date	

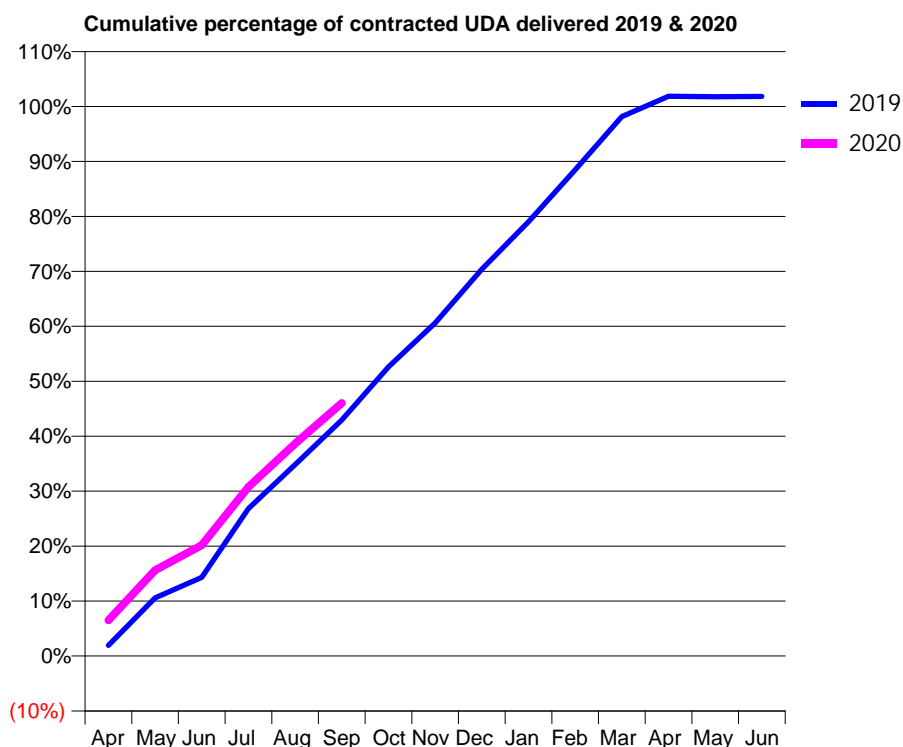
19/20 Contracted general activity (UDA)	16,932
Carry forward general activity (UDA)	-310
19/20 Contracted orthodontic activity (UOA)	0
Carry forward orthodontic activity (UOA)	0
Baseline contract value	£372,574.22

ACCESS*

Patients seen in 24 months	Total	Change since previous quarter
Quarter ending September 2018	6,714	
Quarter ending December 2018	6,771	→
Quarter ending March 2019	6,819	→
Quarter ending June 2019	6,862	→
Quarter ending September 2019	6,700	↓
Variance since September 2018	(0.2%)	→



ACTIVITY



Month	Adjusted Scheduled Activity (UDA)	
	2019	2020
April	332	1,101
May	1,794	2,648
June	2,426	3,416
July	4,541	5,211
August	5,901	6,548
September	7,269	7,794
October	8,909	
November	10,262	
December	11,919	
January	13,382	
February	14,981	
March	16,619	
April	17,246	
May	17,233	
June	17,242	

QUALITY

	Quantity	Base Number	Contract	AT	Region	England
% of FP17s for the same patient ID Re-attending within 3 months - Children	83	1,078	7.7%	10.2%	11.3%	11.5%
% of FP17s for the same patient ID Re-attending within 3 months - Adults	508	2,889	17.6%	13.5%	14.7%	15.4%
% of FP17s for the same patient ID Re-attending between 3 & 9 months - Children	581	1,078	53.9%	60.8%	60.8%	59.7%
% of FP17s for the same patient ID Re-attending between 3 & 9 months - Adults	1,272	2,889	44.0%	50.2%	52.8%	51.7%
% of FP17s for Band 1 Urgent Courses	567	3,696	15.3%	9.2%	8.2%	9.2%
% of FP17s Relating to Free Repair or Replacements	41	3,696	1.1%	0.7%	0.7%	0.7%
% of FP17s Relating to Continuations	38	3,696	1.0%	0.8%	0.8%	0.8%
% of Patients satisfied with the dentistry they have received	1	1	N/A	93.2%	93.2%	93.5%
% of Patients satisfied with the time they had to wait for an appointment	1	1	N/A	86.3%	88.5%	87.4%

* This is based on patients treated on this contract for their most recent course of treatment. Figures in italics indicate the base number of FP17s or Patient Questionnaire responses are less than 100. N/A is shown where the base number of responses is less than 10 during the period. % is calculated as Quantity/Base number*100

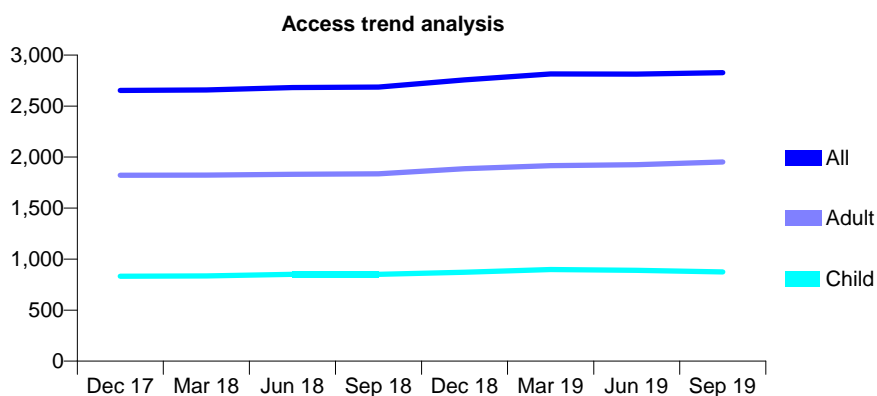
Q56 - Vital Signs At a Glance Contract Report for 135151/0001 - September 2019

Name or company name	Mr Gawain King and Mrs Antoinette King
Contract type name	GDS Contract
Purpose of contract	General
Contract start date	09/12/2010
Contract end date	

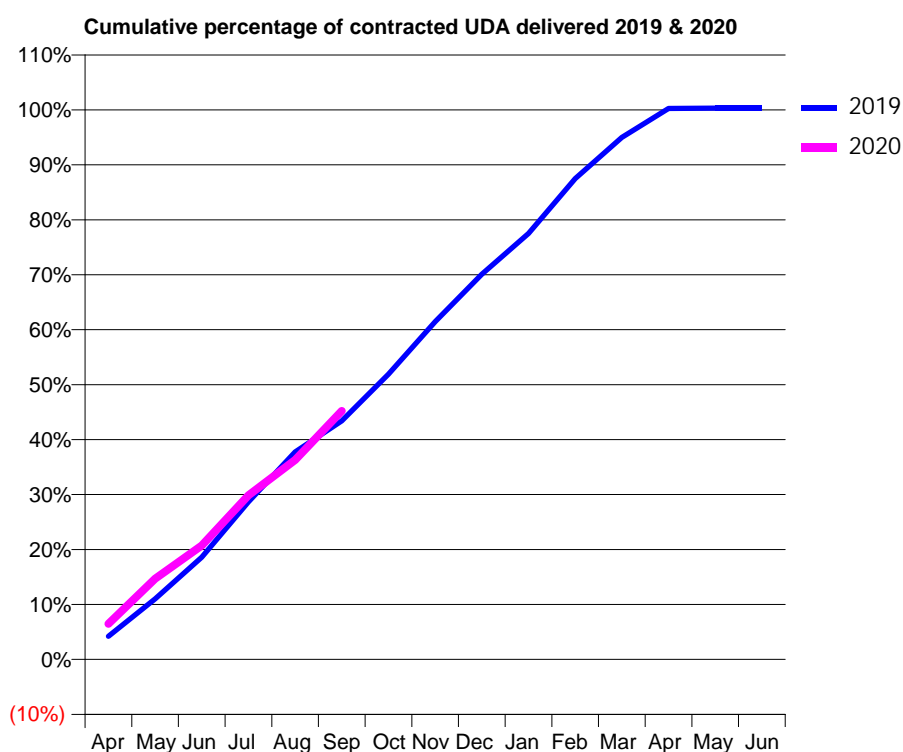
19/20 Contracted general activity (UDA)	7,500
Carry forward general activity (UDA)	-22
19/20 Contracted orthodontic activity (UOA)	0
Carry forward orthodontic activity (UOA)	0
Baseline contract value	£206,288.88

ACCESS*

Patients seen in 24 months	Total	Change since previous quarter
Quarter ending September 2018	2,686	
Quarter ending December 2018	2,756	↑
Quarter ending March 2019	2,815	↑
Quarter ending June 2019	2,814	→
Quarter ending September 2019	2,827	→
Variance since September 2018	5.2%	↑



ACTIVITY



Month	2019	2020
April	316	487
May	828	1,101
June	1,395	1,553
July	2,151	2,240
August	2,831	2,724
September	3,254	3,392
October	3,894	
November	4,610	
December	5,255	
January	5,812	
February	6,562	
March	7,124	
April	7,520	
May	7,522	
June	7,522	

QUALITY

	Quantity	Base Number	Contract	AT	Region	England
% of FP17s for the same patient ID Re-attending within 3 months - Children	41	732	5.6%	10.2%	11.3%	11.5%
% of FP17s for the same patient ID Re-attending within 3 months - Adults	235	1,623	14.5%	13.5%	14.7%	15.4%
% of FP17s for the same patient ID Re-attending between 3 & 9 months - Children	534	732	73.0%	60.8%	60.8%	59.7%
% of FP17s for the same patient ID Re-attending between 3 & 9 months - Adults	1,050	1,623	64.7%	50.2%	52.8%	51.7%
% of FP17s for Band 1 Urgent Courses	169	2,124	8.0%	9.2%	8.2%	9.2%
% of FP17s Relating to Free Repair or Replacements	14	2,124	0.7%	0.7%	0.7%	0.7%
% of FP17s Relating to Continuations	29	2,124	1.4%	0.8%	0.8%	0.8%
% of Patients satisfied with the dentistry they have received	1	1	N/A	93.2%	93.2%	93.5%
% of Patients satisfied with the time they had to wait for an appointment	1	1	N/A	86.3%	88.5%	87.4%

* This is based on patients treated on this contract for their most recent course of treatment. Figures in italics indicate the base number of FP17s or Patient Questionnaire responses are less than 100. N/A is shown where the base number of responses is less than 10 during the period. % is calculated as Quantity/Base number*100

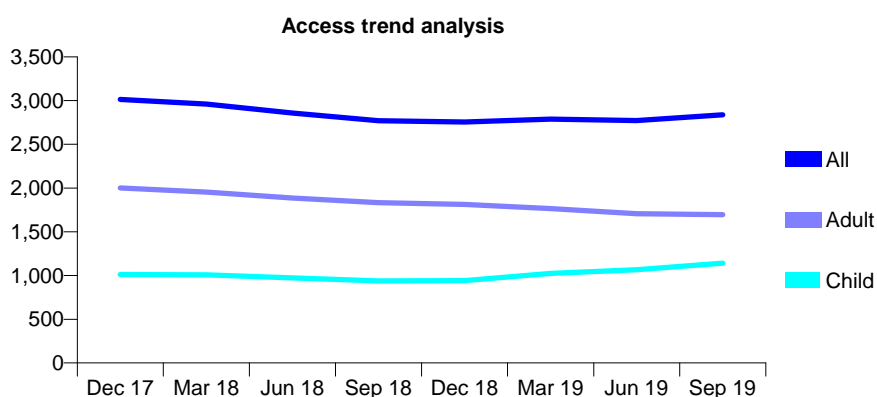
Q56 - Vital Signs At a Glance Contract Report for 138517/0001 - September 2019

Name or company name	Hampton Court Dental Centre
Contract type name	GDS Contract
Purpose of contract	General
Contract start date	01/09/2010
Contract end date	

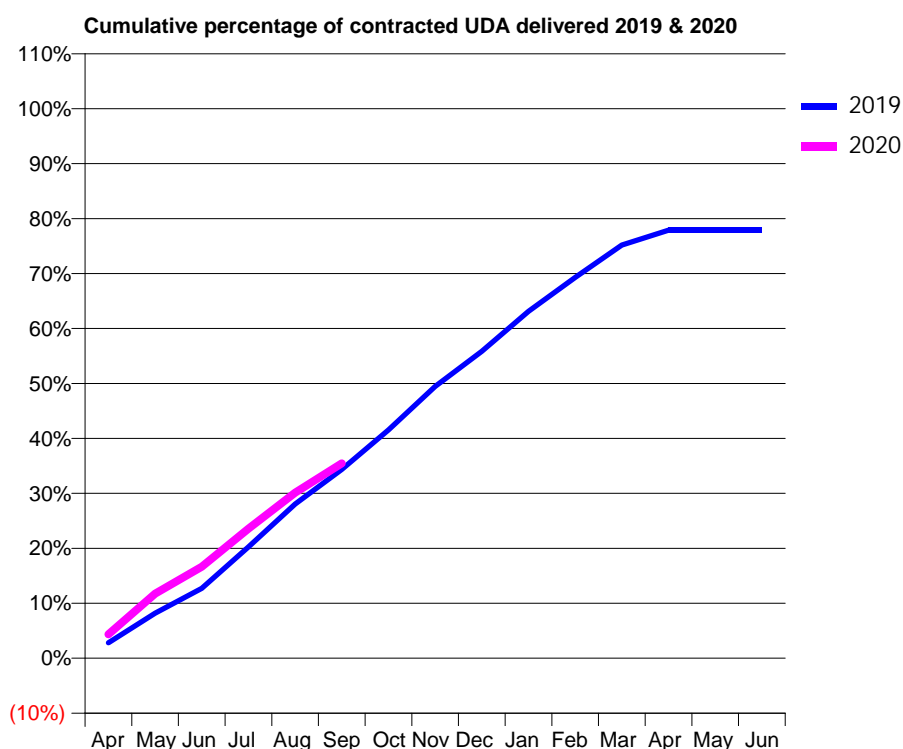
19/20 Contracted general activity (UDA)	13,750
Carry forward general activity (UDA)	0
19/20 Contracted orthodontic activity (UOA)	0
Carry forward orthodontic activity (UOA)	0
Baseline contract value	£410,254.05

ACCESS*

Patients seen in 24 months	Total	Change since previous quarter
Quarter ending September 2018	2,771	
Quarter ending December 2018	2,755	→
Quarter ending March 2019	2,789	→
Quarter ending June 2019	2,772	→
Quarter ending September 2019	2,837	↑
Variance since September 2018	2.4%	↑



ACTIVITY



Month	2019	2020
April	389	599
May	1,126	1,618
June	1,747	2,290
July	2,783	3,241
August	3,859	4,142
September	4,723	4,877
October	5,716	
November	6,802	
December	7,680	
January	8,681	
February	9,527	
March	10,338	
April	10,710	
May	10,710	
June	10,710	

QUALITY

	Quantity	Base Number	Contract	AT	Region	England
% of FP17s for the same patient ID Re-attending within 3 months - Children	64	1,002	6.4%	10.2%	11.3%	11.5%
% of FP17s for the same patient ID Re-attending within 3 months - Adults	192	1,304	14.7%	13.5%	14.7%	15.4%
% of FP17s for the same patient ID Re-attending between 3 & 9 months - Children	564	1,002	56.3%	60.8%	60.8%	59.7%
% of FP17s for the same patient ID Re-attending between 3 & 9 months - Adults	782	1,304	60.0%	50.2%	52.8%	51.7%
% of FP17s for Band 1 Urgent Courses	178	2,170	8.2%	9.2%	8.2%	9.2%
% of FP17s Relating to Free Repair or Replacements	17	2,170	0.8%	0.7%	0.7%	0.7%
% of FP17s Relating to Continuations	18	2,170	0.8%	0.8%	0.8%	0.8%
% of Patients satisfied with the dentistry they have received	1	1	N/A	93.2%	93.2%	93.5%
% of Patients satisfied with the time they had to wait for an appointment	1	1	N/A	86.3%	88.5%	87.4%

* This is based on patients treated on this contract for their most recent course of treatment.

Figures in italics indicate the base number of FP17s or Patient Questionnaire responses are less than 100. N/A is shown where the base number of responses is less than 10 during the period. % is calculated as Quantity/Base number*100

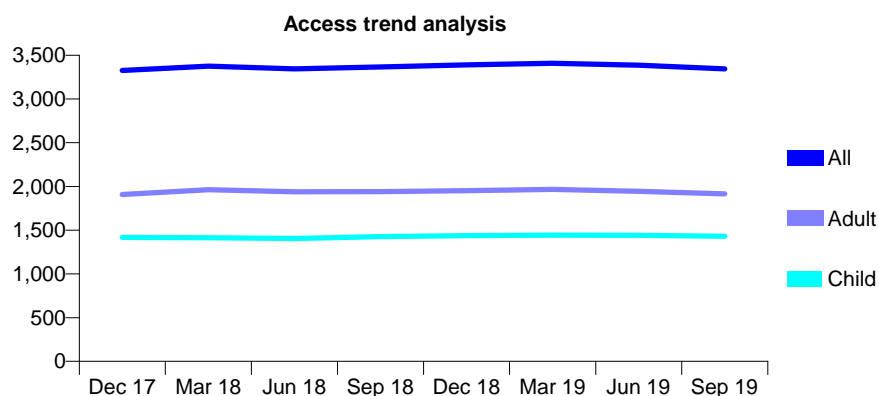
Q56 - Vital Signs At a Glance Contract Report for 138525/0001 - September 2019

Name or company name	Alvington House Dental Practice
Contract type name	GDS Contract
Purpose of contract	General
Contract start date	01/04/2011
Contract end date	

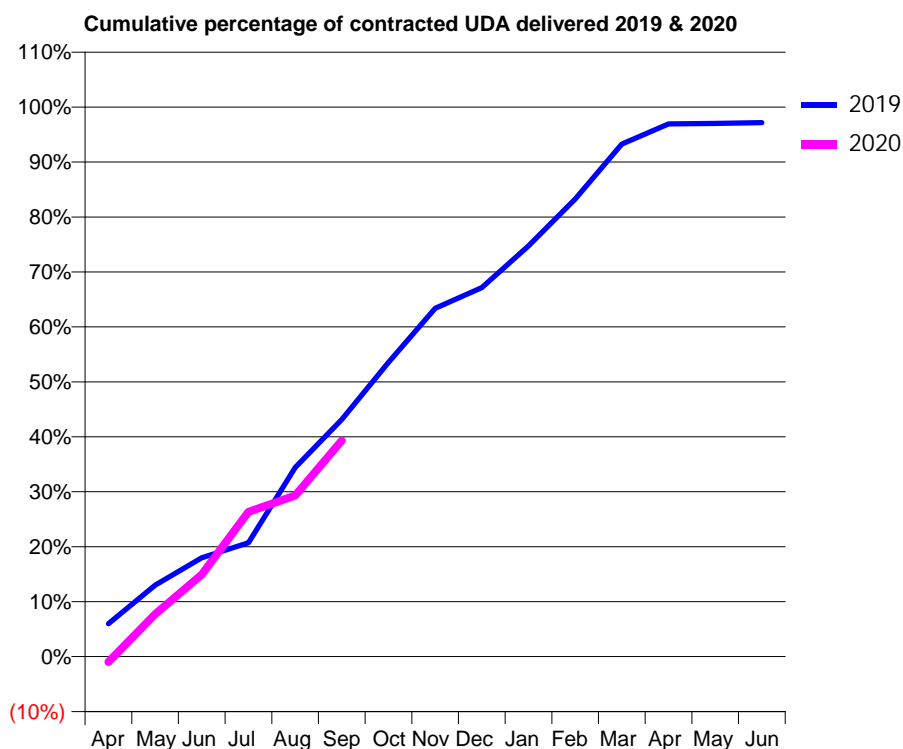
19/20 Contracted general activity (UDA)	7,855
Carry forward general activity (UDA)	222
19/20 Contracted orthodontic activity (UOA)	0
Carry forward orthodontic activity (UOA)	0
Baseline contract value	£183,210.57

ACCESS*

Patients seen in 24 months	Total	Change since previous quarter
Quarter ending September 2018	3,367	
Quarter ending December 2018	3,389	→
Quarter ending March 2019	3,410	→
Quarter ending June 2019	3,386	→
Quarter ending September 2019	3,344	↓
Variance since September 2018	(0.7%)	→



ACTIVITY



Month	Adjusted Scheduled Activity (UDA)	
	2019	2020
April	471	-79
May	1,022	608
June	1,413	1,173
July	1,627	2,068
August	2,703	2,301
September	3,390	3,087
October	4,207	
November	4,981	
December	5,273	
January	5,873	
February	6,540	
March	7,326	
April	7,615	
May	7,619	
June	7,633	

QUALITY

	Quantity	Base Number	Contract	AT	Region	England
% of FP17s for the same patient ID Re-attending within 3 months - Children	105	1,126	9.3%	10.2%	11.3%	11.5%
% of FP17s for the same patient ID Re-attending within 3 months - Adults	171	1,237	13.8%	13.5%	14.7%	15.4%
% of FP17s for the same patient ID Re-attending between 3 & 9 months - Children	709	1,126	63.0%	60.8%	60.8%	59.7%
% of FP17s for the same patient ID Re-attending between 3 & 9 months - Adults	714	1,237	57.7%	50.2%	52.8%	51.7%
% of FP17s for Band 1 Urgent Courses	173	2,194	7.9%	9.2%	8.2%	9.2%
% of FP17s Relating to Free Repair or Replacements	0	2,194	0.0%	0.7%	0.7%	0.7%
% of FP17s Relating to Continuations	0	2,194	0.0%	0.8%	0.8%	0.8%
% of Patients satisfied with the dentistry they have received	1	1	N/A	93.2%	93.2%	93.5%
% of Patients satisfied with the time they had to wait for an appointment	1	1	N/A	86.3%	88.5%	87.4%

* This is based on patients treated on this contract for their most recent course of treatment. Figures in italics indicate the base number of FP17s or Patient Questionnaire responses are less than 100. N/A is shown where the base number of responses is less than 10 during the period. % is calculated as Quantity/Base number*100

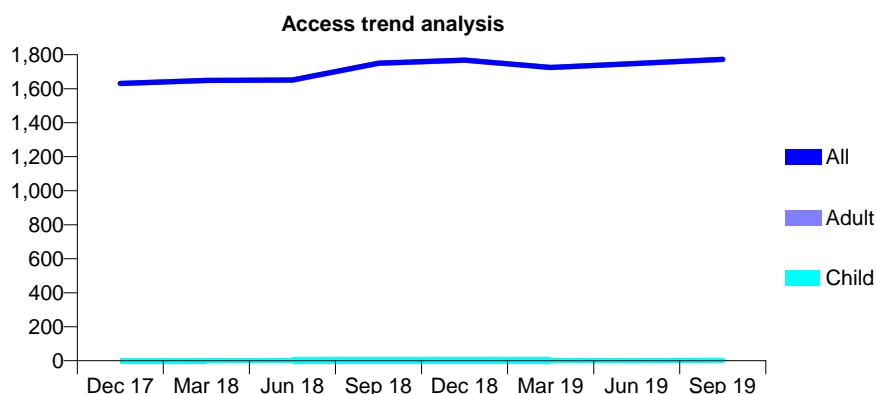
Q56 - Vital Signs At a Glance Contract Report for 138835/0001 - September 2019

Name or company name	Conrad Costa and Audrey Costa
Contract type name	GDS Contract
Purpose of contract	General
Contract start date	01/03/2013
Contract end date	

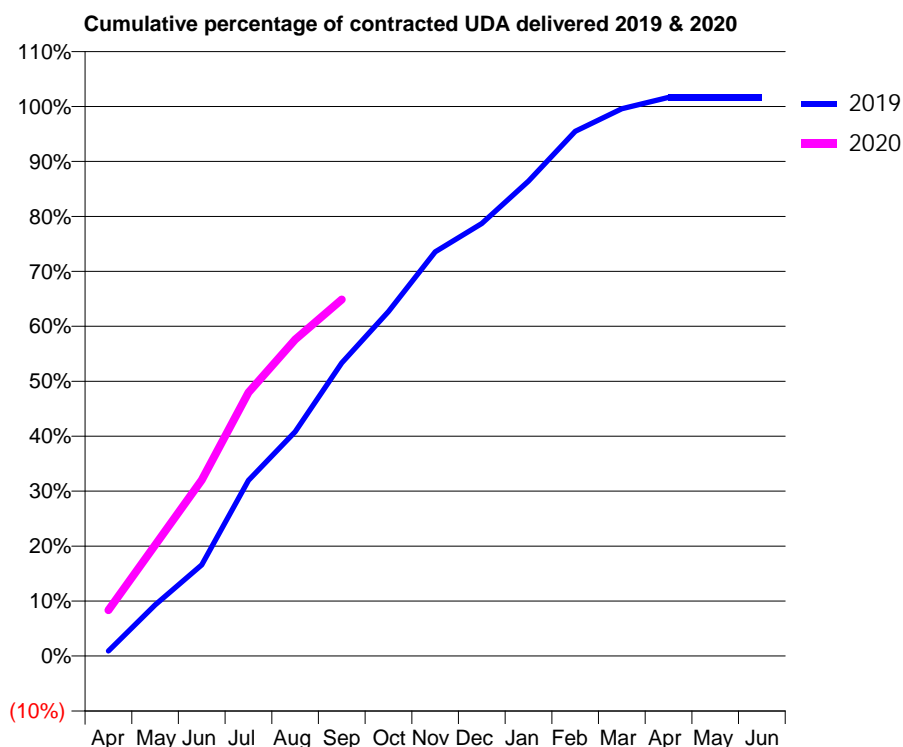
19/20 Contracted general activity (UDA)	3,718
Carry forward general activity (UDA)	0
19/20 Contracted orthodontic activity (UOA)	0
Carry forward orthodontic activity (UOA)	0
Baseline contract value	£222,097.31

ACCESS*

Patients seen in 24 months	Total	Change since previous quarter
Quarter ending September 2018	1,750	
Quarter ending December 2018	1,768	→
Quarter ending March 2019	1,725	↓
Quarter ending June 2019	1,748	→
Quarter ending September 2019	1,773	→
Variance since September 2018	1.3%	→



ACTIVITY



Month	Adjusted Scheduled Activity (UDA)	
	2019	2020
April	44	310
May	439	751
June	782	1,190
July	1,509	1,782
August	1,925	2,141
September	2,515	2,413
October	2,957	
November	3,470	
December	3,714	
January	4,077	
February	4,505	
March	4,698	
April	4,796	
May	4,796	
June	4,796	

QUALITY

	Quantity	Base Number	Contract	AT	Region	England
% of FP17s for the same patient ID Re-attending within 3 months - Children	0	2	0.0%	10.2%	11.3%	11.5%
% of FP17s for the same patient ID Re-attending within 3 months - Adults	103	709	14.5%	13.5%	14.7%	15.4%
% of FP17s for the same patient ID Re-attending between 3 & 9 months - Children	0	2	0.0%	60.8%	60.8%	59.7%
% of FP17s for the same patient ID Re-attending between 3 & 9 months - Adults	89	709	12.6%	50.2%	52.8%	51.7%
% of FP17s for Band 1 Urgent Courses	123	682	18.0%	9.2%	8.2%	9.2%
% of FP17s Relating to Free Repair or Replacements	10	682	1.5%	0.7%	0.7%	0.7%
% of FP17s Relating to Continuations	5	682	0.7%	0.8%	0.8%	0.8%
% of Patients satisfied with the dentistry they have received	0	0	N/A	93.2%	93.2%	93.5%
% of Patients satisfied with the time they had to wait for an appointment	0	0	N/A	86.3%	88.5%	87.4%

* This is based on patients treated on this contract for their most recent course of treatment. Figures in italics indicate the base number of FP17s or Patient Questionnaire responses are less than 100. N/A is shown where the base number of responses is less than 10 during the period. % is calculated as Quantity/Base number*100

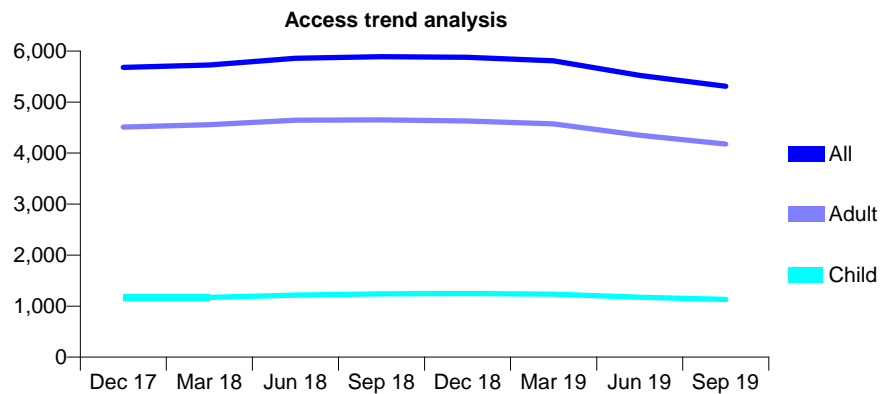
Q56 - Vital Signs At a Glance Contract Report for 139033/0001 - September 2019

Name or company name	DU TOIT & BURGER PARTNERSHIP (SUI
Contract type name	GDS Contract
Purpose of contract	General
Contract start date	01/04/2007
Contract end date	

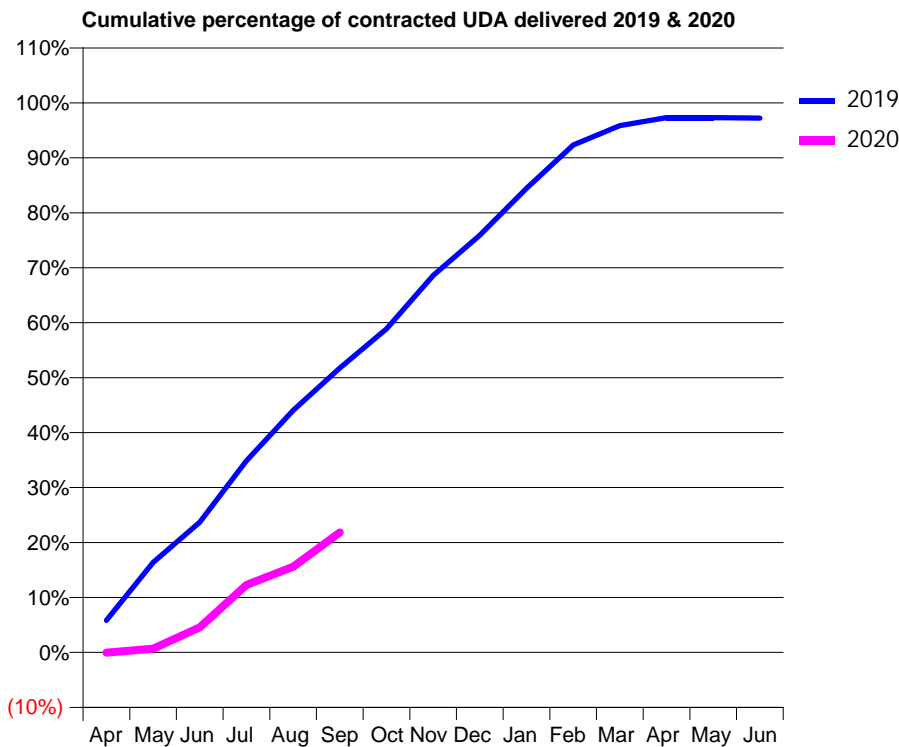
19/20 Contracted general activity (UDA)	14,425
Carry forward general activity (UDA)	400
19/20 Contracted orthodontic activity (UOA)	0
Carry forward orthodontic activity (UOA)	0
Baseline contract value	£351,175.28

ACCESS*

Patients seen in 24 months	Total	Change since previous quarter
Quarter ending September 2018	5,889	
Quarter ending December 2018	5,878	→
Quarter ending March 2019	5,808	↓
Quarter ending June 2019	5,522	↓
Quarter ending September 2019	5,309	↓
Variance since September 2018	(9.8%)	↓



ACTIVITY



Month	2019	2020
April	842	-9
May	2,363	100
June	3,417	661
July	5,033	1,772
August	6,354	2,249
September	7,460	3,149
October	8,495	
November	9,894	
December	10,946	
January	12,182	
February	13,317	
March	13,830	
April	14,036	
May	14,036	
June	14,025	

QUALITY

	Quantity	Base Number	Contract	AT	Region	England
% of FP17s for the same patient ID Re-attending within 3 months - Children	10	466	2.1%	10.2%	11.3%	11.5%
% of FP17s for the same patient ID Re-attending within 3 months - Adults	182	1,692	10.8%	13.5%	14.7%	15.4%
% of FP17s for the same patient ID Re-attending between 3 & 9 months - Children	262	466	56.2%	60.8%	60.8%	59.7%
% of FP17s for the same patient ID Re-attending between 3 & 9 months - Adults	752	1,692	44.4%	50.2%	52.8%	51.7%
% of FP17s for Band 1 Urgent Courses	207	2,091	9.9%	9.2%	8.2%	9.2%
% of FP17s Relating to Free Repair or Replacements	7	2,091	0.3%	0.7%	0.7%	0.7%
% of FP17s Relating to Continuations	32	2,091	1.5%	0.8%	0.8%	0.8%
% of Patients satisfied with the dentistry they have received	0	0	N/A	93.2%	93.2%	93.5%
% of Patients satisfied with the time they had to wait for an appointment	0	0	N/A	86.3%	88.5%	87.4%

* This is based on patients treated on this contract for their most recent course of treatment. Figures in italics indicate the base number of FP17s or Patient Questionnaire responses are less than 100. N/A is shown where the base number of responses is less than 10 during the period. % is calculated as Quantity/Base number*100

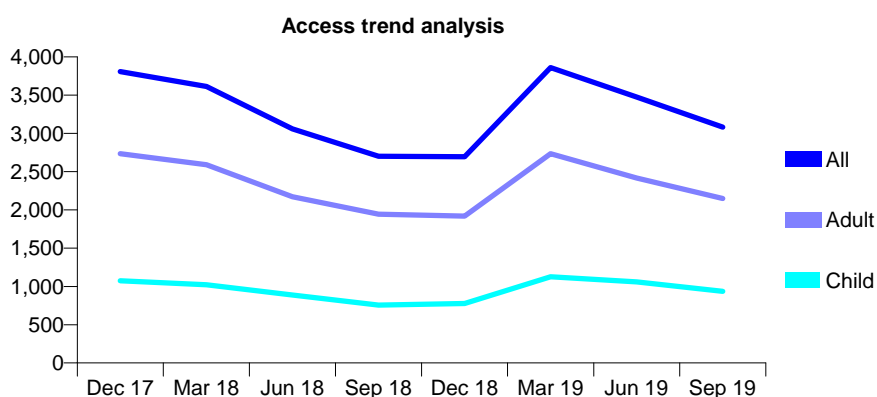
Q56 - Vital Signs At a Glance Contract Report for 139440/0001 - September 2019

Name or company name	Peirson Services Ltd
Contract type name	PDS Plus Contract
Purpose of contract	General
Contract start date	01/04/2010
Contract end date	31/03/2020

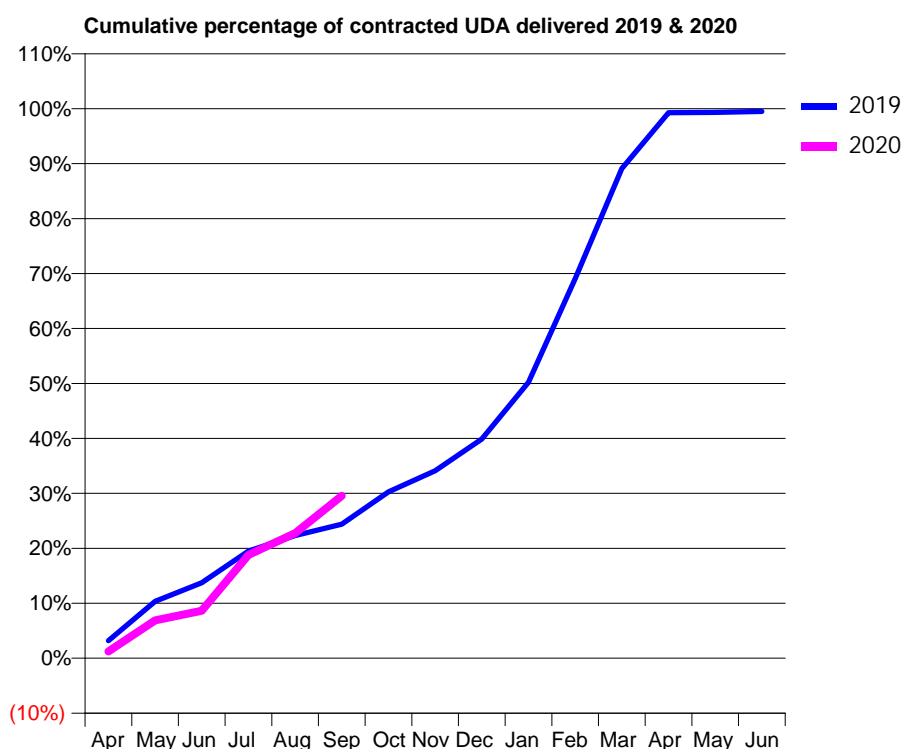
19/20 Contracted general activity (UDA)	11,000
Carry forward general activity (UDA)	0
19/20 Contracted orthodontic activity (UOA)	0
Carry forward orthodontic activity (UOA)	0
Baseline contract value	£290,454.72

ACCESS*

Patients seen in 24 months	Total	Change since previous quarter
Quarter ending September 2018	2,701	
Quarter ending December 2018	2,695	→
Quarter ending March 2019	3,860	↑
Quarter ending June 2019	3,474	↓
Quarter ending September 2019	3,083	↓
Variance since September 2018	14.1%	↑



ACTIVITY



Month	2019	2020
April	352	138
May	1,138	758
June	1,509	950
July	2,146	2,068
August	2,455	2,503
September	2,684	3,249
October	3,331	
November	3,754	
December	4,388	
January	5,523	
February	7,600	
March	9,802	
April	10,920	
May	10,925	
June	10,942	

QUALITY

	Quantity	Base Number	Contract	AT	Region	England
% of FP17s for the same patient ID Re-attending within 3 months - Children	35	536	6.5%	10.2%	11.3%	11.5%
% of FP17s for the same patient ID Re-attending within 3 months - Adults	191	1,186	16.1%	13.5%	14.7%	15.4%
% of FP17s for the same patient ID Re-attending between 3 & 9 months - Children	261	536	48.7%	60.8%	60.8%	59.7%
% of FP17s for the same patient ID Re-attending between 3 & 9 months - Adults	474	1,186	40.0%	50.2%	52.8%	51.7%
% of FP17s for Band 1 Urgent Courses	209	1,346	15.5%	9.2%	8.2%	9.2%
% of FP17s Relating to Free Repair or Replacements	10	1,346	0.7%	0.7%	0.7%	0.7%
% of FP17s Relating to Continuations	11	1,346	0.8%	0.8%	0.8%	0.8%
% of Patients satisfied with the dentistry they have received	1	1	N/A	93.2%	93.2%	93.5%
% of Patients satisfied with the time they had to wait for an appointment	1	1	N/A	86.3%	88.5%	87.4%

* This is based on patients treated on this contract for their most recent course of treatment.

Figures in italics indicate the base number of FP17s or Patient Questionnaire responses are less than 100. N/A is shown where the base number of responses is less than 10 during the period. % is calculated as Quantity/Base number*100

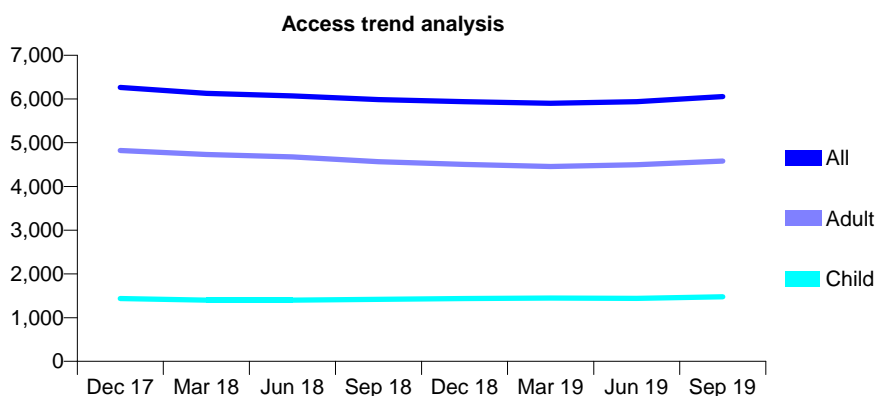
Q56 - Vital Signs At a Glance Contract Report for 139882/0001 - September 2019

Name or company name	Mr M Eyrumlu and Mr A Eyrumlu
Contract type name	GDS Contract
Purpose of contract	General
Contract start date	10/05/2014
Contract end date	

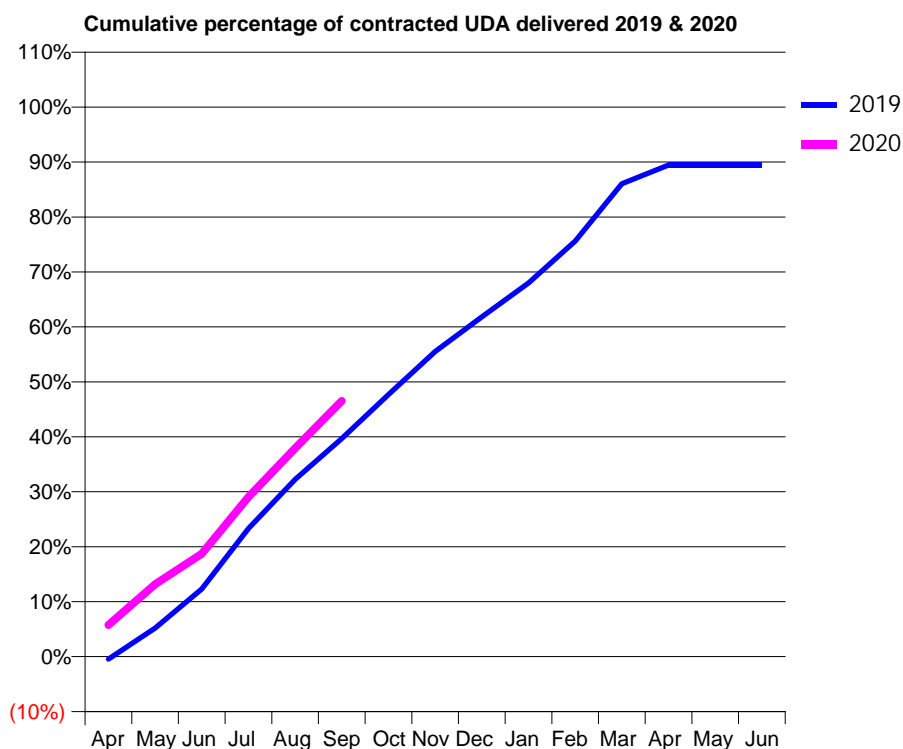
19/20 Contracted general activity (UDA)	22,000
Carry forward general activity (UDA)	0
19/20 Contracted orthodontic activity (UOA)	0
Carry forward orthodontic activity (UOA)	0
Baseline contract value	£574,586.30

ACCESS*

Patients seen in 24 months	Total	Change since previous quarter
Quarter ending September 2018	5,987	
Quarter ending December 2018	5,939	→
Quarter ending March 2019	5,901	→
Quarter ending June 2019	5,937	→
Quarter ending September 2019	6,056	↑
Variance since September 2018	1.2%	→



ACTIVITY



Month	Adjusted Scheduled Activity (UDA)	
	2019	2020
April	-106	1,269
May	1,144	2,901
June	2,708	4,119
July	5,128	6,391
August	7,097	8,347
September	8,734	10,239
October	10,495	
November	12,217	
December	13,600	
January	14,956	
February	16,635	
March	18,926	
April	19,683	
May	19,683	
June	19,683	

QUALITY

	Quantity	Base Number	Contract	AT	Region	England
% of FP17s for the same patient ID Re-attending within 3 months - Children	90	1,314	6.8%	10.2%	11.3%	11.5%
% of FP17s for the same patient ID Re-attending within 3 months - Adults	396	3,647	10.9%	13.5%	14.7%	15.4%
% of FP17s for the same patient ID Re-attending between 3 & 9 months - Children	879	1,314	66.9%	60.8%	60.8%	59.7%
% of FP17s for the same patient ID Re-attending between 3 & 9 months - Adults	2,145	3,647	58.8%	50.2%	52.8%	51.7%
% of FP17s for Band 1 Urgent Courses	271	4,635	5.8%	9.2%	8.2%	9.2%
% of FP17s Relating to Free Repair or Replacements	57	4,635	1.2%	0.7%	0.7%	0.7%
% of FP17s Relating to Continuations	85	4,635	1.8%	0.8%	0.8%	0.8%
% of Patients satisfied with the dentistry they have received	1	1	N/A	93.2%	93.2%	93.5%
% of Patients satisfied with the time they had to wait for an appointment	1	1	N/A	86.3%	88.5%	87.4%

* This is based on patients treated on this contract for their most recent course of treatment. Figures in italics indicate the base number of FP17s or Patient Questionnaire responses are less than 100. N/A is shown where the base number of responses is less than 10 during the period. % is calculated as Quantity/Base number*100

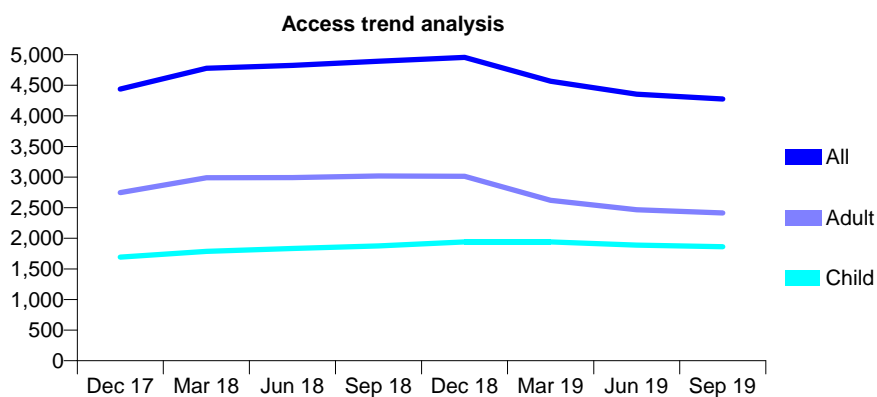
Q56 - Vital Signs At a Glance Contract Report for 140708/0001 - September 2019

Name or company name	Bretton Dental Clinic Partnership
Contract type name	GDS Contract
Purpose of contract	General
Contract start date	01/12/2014
Contract end date	

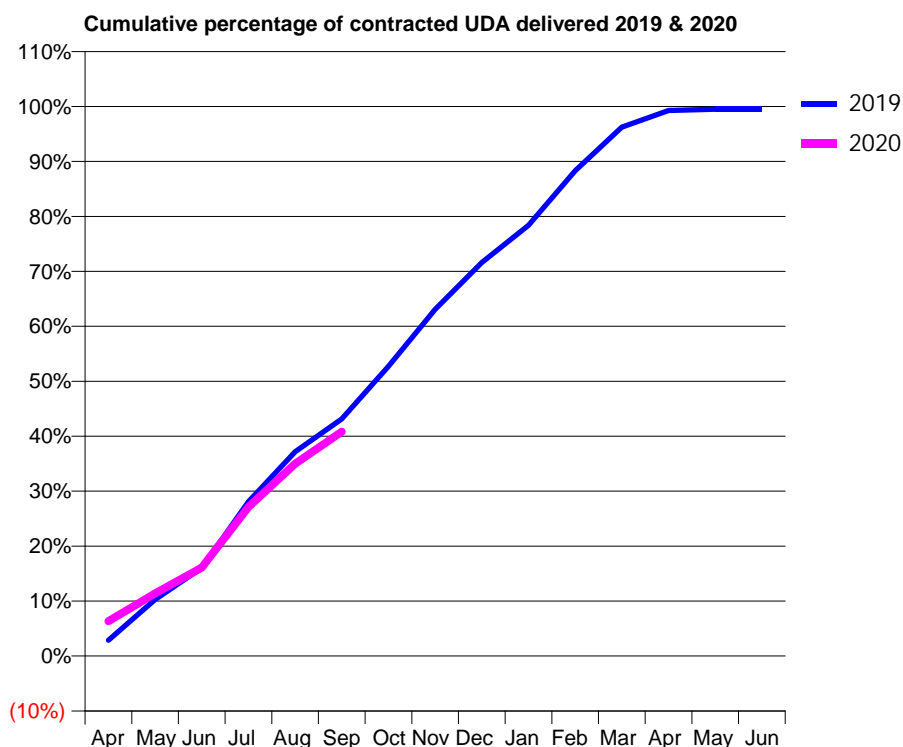
19/20 Contracted general activity (UDA)	12,034
Carry forward general activity (UDA)	62
19/20 Contracted orthodontic activity (UOA)	0
Carry forward orthodontic activity (UOA)	0
Baseline contract value	£309,989.30

ACCESS*

Patients seen in 24 months	Total	Change since previous quarter
Quarter ending September 2018	4,892	
Quarter ending December 2018	4,955	→
Quarter ending March 2019	4,565	↓
Quarter ending June 2019	4,354	↓
Quarter ending September 2019	4,275	↓
Variance since September 2018	(12.6%)	↓



ACTIVITY



Month	Adjusted Scheduled Activity (UDA)	
	2019	2020
April	345	765
May	1,241	1,370
June	1,928	1,937
July	3,381	3,264
August	4,472	4,212
September	5,192	4,911
October	6,345	
November	7,595	
December	8,616	
January	9,434	
February	10,628	
March	11,580	
April	11,946	
May	11,972	
June	11,972	

QUALITY

	Quantity	Base Number	Contract	AT	Region	England
% of FP17s for the same patient ID Re-attending within 3 months - Children	116	1,448	8.0%	10.2%	11.3%	11.5%
% of FP17s for the same patient ID Re-attending within 3 months - Adults	247	1,221	20.2%	13.5%	14.7%	15.4%
% of FP17s for the same patient ID Re-attending between 3 & 9 months - Children	940	1,448	64.9%	60.8%	60.8%	59.7%
% of FP17s for the same patient ID Re-attending between 3 & 9 months - Adults	659	1,221	54.0%	50.2%	52.8%	51.7%
% of FP17s for Band 1 Urgent Courses	262	2,461	10.6%	9.2%	8.2%	9.2%
% of FP17s Relating to Free Repair or Replacements	0	2,461	0.0%	0.7%	0.7%	0.7%
% of FP17s Relating to Continuations	0	2,461	0.0%	0.8%	0.8%	0.8%
% of Patients satisfied with the dentistry they have received	0	0	N/A	93.2%	93.2%	93.5%
% of Patients satisfied with the time they had to wait for an appointment	0	0	N/A	86.3%	88.5%	87.4%

* This is based on patients treated on this contract for their most recent course of treatment. Figures in italics indicate the base number of FP17s or Patient Questionnaire responses are less than 100. N/A is shown where the base number of responses is less than 10 during the period. % is calculated as Quantity/Base number*100

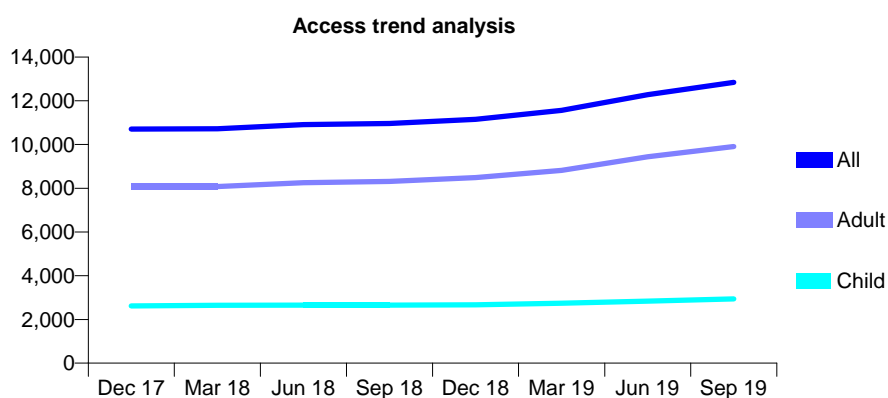
Q56 - Vital Signs At a Glance Contract Report for 141062/0001 - September 2019

Name or company name	Taverham Dental Health Clinic Limited
Contract type name	GDS Contract
Purpose of contract	General
Contract start date	01/02/2012
Contract end date	

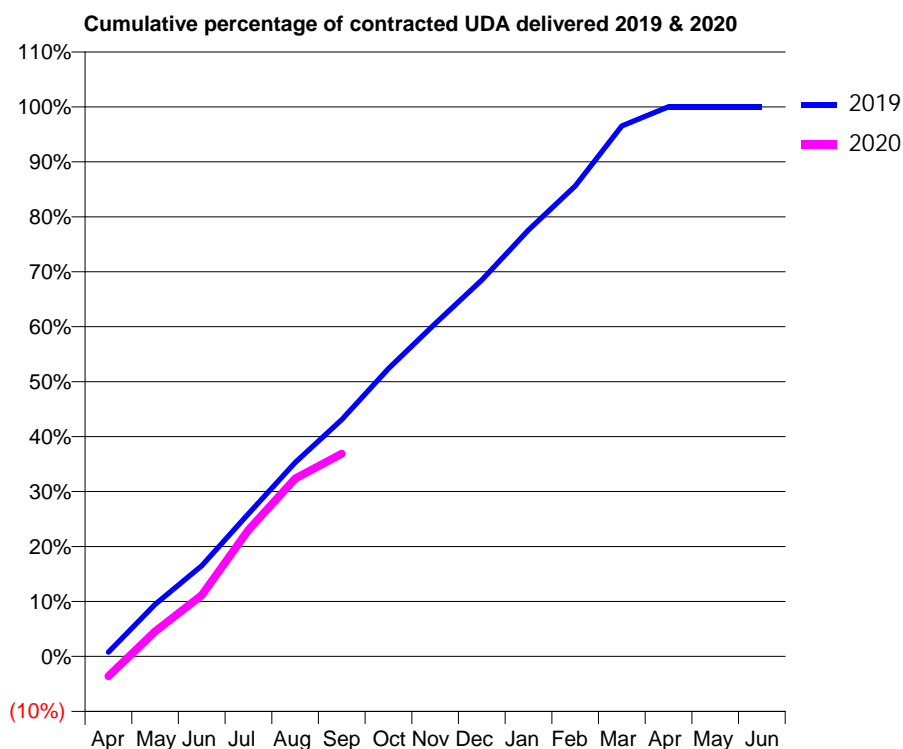
19/20 Contracted general activity (UDA)	37,140
Carry forward general activity (UDA)	3,000
19/20 Contracted orthodontic activity (UOA)	0
Carry forward orthodontic activity (UOA)	0
Baseline contract value	£953,847.32

ACCESS*

Patients seen in 24 months	Total	Change since previous quarter
Quarter ending September 2018	10,964	
Quarter ending December 2018	11,152	→
Quarter ending March 2019	11,560	↑
Quarter ending June 2019	12,275	↑
Quarter ending September 2019	12,847	↑
Variance since September 2018	17.2%	↑



ACTIVITY



Month	2019	2020
April	279	-1,340
May	3,523	1,699
June	6,134	4,142
July	9,637	8,552
August	13,102	12,025
September	16,000	13,701
October	19,458	
November	22,490	
December	25,439	
January	28,819	
February	31,793	
March	35,850	
April	37,148	
May	37,146	
June	37,146	

QUALITY

	Quantity	Base Number	Contract	AT	Region	England
% of FP17s for the same patient ID Re-attending within 3 months - Children	120	2,042	5.9%	10.2%	11.3%	11.5%
% of FP17s for the same patient ID Re-attending within 3 months - Adults	765	6,517	11.7%	13.5%	14.7%	15.4%
% of FP17s for the same patient ID Re-attending between 3 & 9 months - Children	1,171	2,042	57.3%	60.8%	60.8%	59.7%
% of FP17s for the same patient ID Re-attending between 3 & 9 months - Adults	3,362	6,517	51.6%	50.2%	52.8%	51.7%
% of FP17s for Band 1 Urgent Courses	648	8,025	8.1%	9.2%	8.2%	9.2%
% of FP17s Relating to Free Repair or Replacements	40	8,025	0.5%	0.7%	0.7%	0.7%
% of FP17s Relating to Continuations	108	8,025	1.3%	0.8%	0.8%	0.8%
% of Patients satisfied with the dentistry they have received	5	5	N/A	93.2%	93.2%	93.5%
% of Patients satisfied with the time they had to wait for an appointment	5	5	N/A	86.3%	88.5%	87.4%

* This is based on patients treated on this contract for their most recent course of treatment. Figures in italics indicate the base number of FP17s or Patient Questionnaire responses are less than 100. N/A is shown where the base number of responses is less than 10 during the period. % is calculated as Quantity/Base number*100

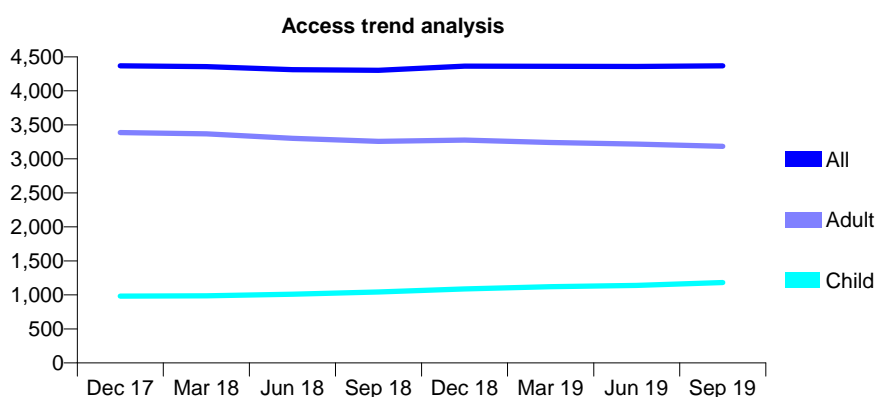
Q56 - Vital Signs At a Glance Contract Report for 143391/0001 - September 2019

Name or company name	Dr J Sherer and Dr L Levin
Contract type name	GDS Contract
Purpose of contract	General
Contract start date	01/02/2011
Contract end date	

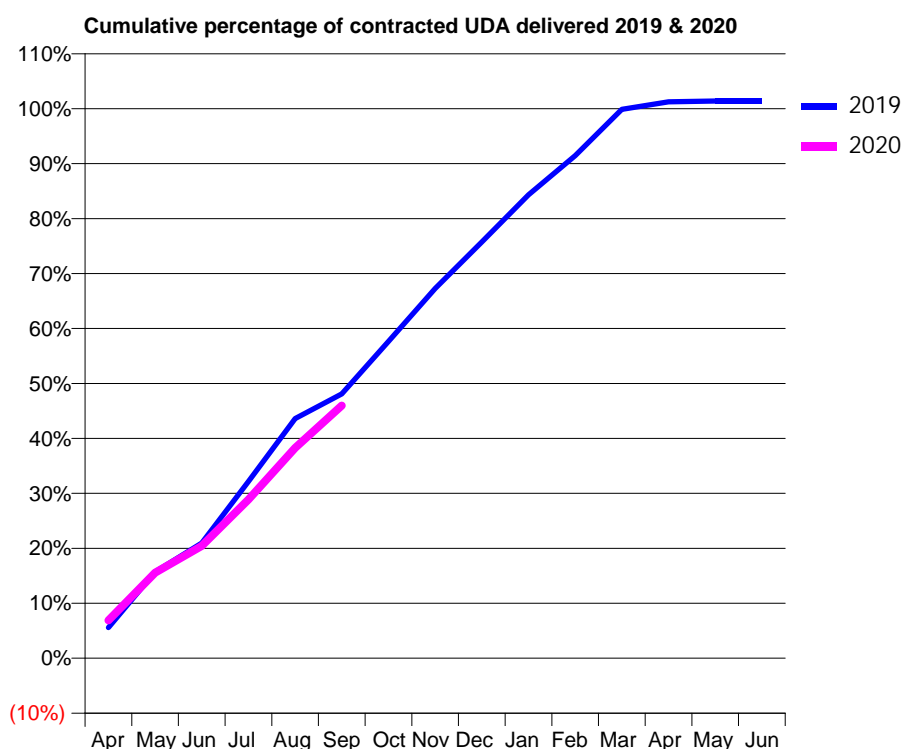
19/20 Contracted general activity (UDA)	9,634
Carry forward general activity (UDA)	-134
19/20 Contracted orthodontic activity (UOA)	0
Carry forward orthodontic activity (UOA)	0
Baseline contract value	£271,866.17

ACCESS*

Patients seen in 24 months	Total	Change since previous quarter
Quarter ending September 2018	4,302	
Quarter ending December 2018	4,363	→
Quarter ending March 2019	4,361	→
Quarter ending June 2019	4,358	→
Quarter ending September 2019	4,368	→
Variance since September 2018	1.5%	→



ACTIVITY



Month	2019	2020
April	540	665
May	1,513	1,500
June	2,019	1,969
July	3,098	2,784
August	4,203	3,689
September	4,632	4,430
October	5,554	
November	6,481	
December	7,295	
January	8,123	
February	8,810	
March	9,622	
April	9,755	
May	9,767	
June	9,768	

QUALITY

	Quantity	Base Number	Contract	AT	Region	England
% of FP17s for the same patient ID Re-attending within 3 months - Children	68	939	7.2%	10.2%	11.3%	11.5%
% of FP17s for the same patient ID Re-attending within 3 months - Adults	242	2,169	11.2%	13.5%	14.7%	15.4%
% of FP17s for the same patient ID Re-attending between 3 & 9 months - Children	619	939	65.9%	60.8%	60.8%	59.7%
% of FP17s for the same patient ID Re-attending between 3 & 9 months - Adults	1,270	2,169	58.6%	50.2%	52.8%	51.7%
% of FP17s for Band 1 Urgent Courses	280	3,049	9.2%	9.2%	8.2%	9.2%
% of FP17s Relating to Free Repair or Replacements	0	3,049	0.0%	0.7%	0.7%	0.7%
% of FP17s Relating to Continuations	50	3,049	1.6%	0.8%	0.8%	0.8%
% of Patients satisfied with the dentistry they have received	0	0	N/A	93.2%	93.2%	93.5%
% of Patients satisfied with the time they had to wait for an appointment	0	0	N/A	86.3%	88.5%	87.4%

* This is based on patients treated on this contract for their most recent course of treatment.

Figures in italics indicate the base number of FP17s or Patient Questionnaire responses are less than 100. N/A is shown where the base number of responses is less than 10 during the period. % is calculated as Quantity/Base number*100

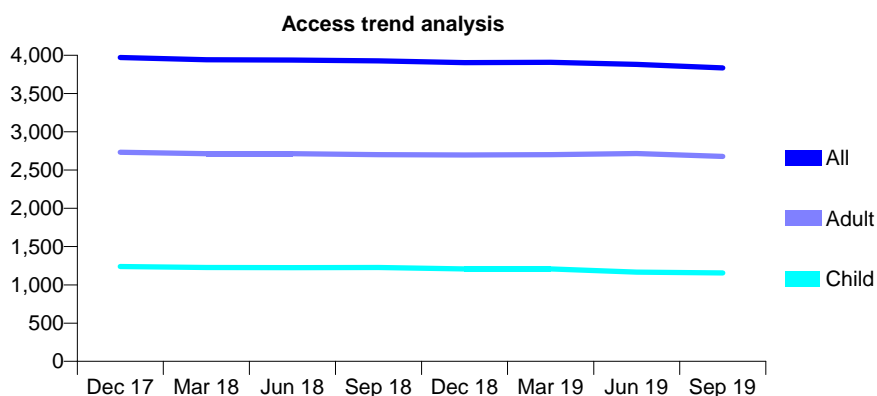
Q56 - Vital Signs At a Glance Contract Report for 144487/0001 - September 2019

Name or company name	The Old Grammer School Dental Surgery
Contract type name	GDS Contract
Purpose of contract	General
Contract start date	01/07/2015
Contract end date	

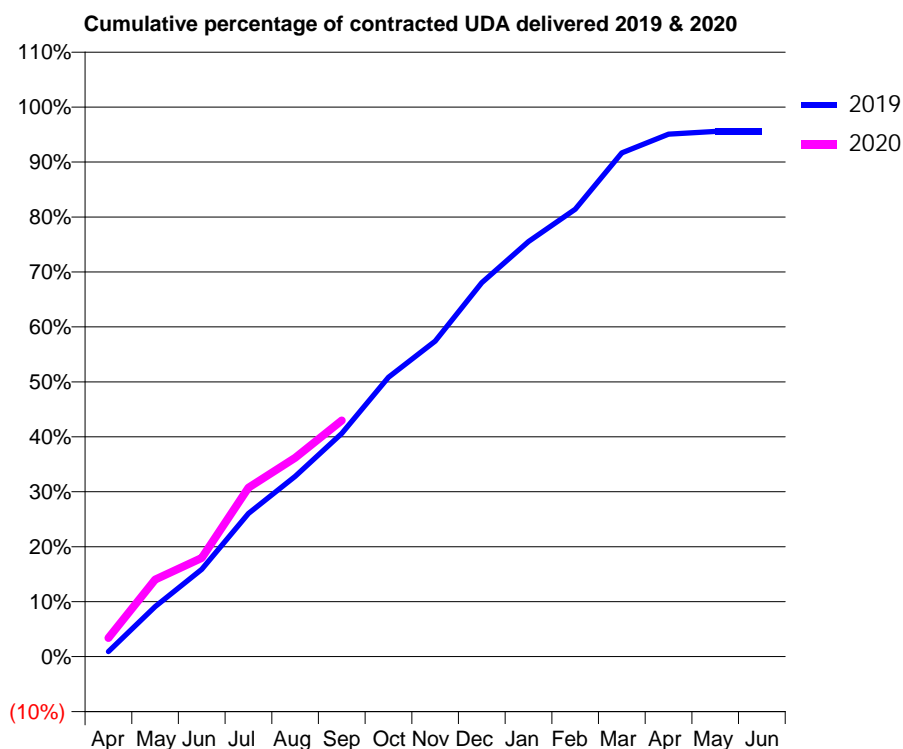
19/20 Contracted general activity (UDA)	10,000
Carry forward general activity (UDA)	0
19/20 Contracted orthodontic activity (UOA)	0
Carry forward orthodontic activity (UOA)	0
Baseline contract value	£260,875.64

ACCESS*

Patients seen in 24 months	Total	Change since previous quarter
Quarter ending September 2018	3,928	
Quarter ending December 2018	3,904	→
Quarter ending March 2019	3,908	→
Quarter ending June 2019	3,881	→
Quarter ending September 2019	3,835	↓
Variance since September 2018	(2.4%)	↓



ACTIVITY



Month	Adjusted Scheduled Activity (UDA)	
	2019	2020
April	90	341
May	911	1,401
June	1,589	1,797
July	2,606	3,073
August	3,280	3,619
September	4,060	4,296
October	5,082	
November	5,741	
December	6,804	
January	7,553	
February	8,141	
March	9,167	
April	9,507	
May	9,557	
June	9,557	

QUALITY

	Quantity	Base Number	Contract	AT	Region	England
% of FP17s for the same patient ID Re-attending within 3 months - Children	52	858	6.1%	10.2%	11.3%	11.5%
% of FP17s for the same patient ID Re-attending within 3 months - Adults	311	2,036	15.3%	13.5%	14.7%	15.4%
% of FP17s for the same patient ID Re-attending between 3 & 9 months - Children	639	858	74.5%	60.8%	60.8%	59.7%
% of FP17s for the same patient ID Re-attending between 3 & 9 months - Adults	1,320	2,036	64.8%	50.2%	52.8%	51.7%
% of FP17s for Band 1 Urgent Courses	130	2,656	4.9%	9.2%	8.2%	9.2%
% of FP17s Relating to Free Repair or Replacements	33	2,656	1.2%	0.7%	0.7%	0.7%
% of FP17s Relating to Continuations	48	2,656	1.8%	0.8%	0.8%	0.8%
% of Patients satisfied with the dentistry they have received	5	6	N/A	93.2%	93.2%	93.5%
% of Patients satisfied with the time they had to wait for an appointment	4	6	N/A	86.3%	88.5%	87.4%

* This is based on patients treated on this contract for their most recent course of treatment. Figures in italics indicate the base number of FP17s or Patient Questionnaire responses are less than 100. N/A is shown where the base number of responses is less than 10 during the period. % is calculated as Quantity/Base number*100

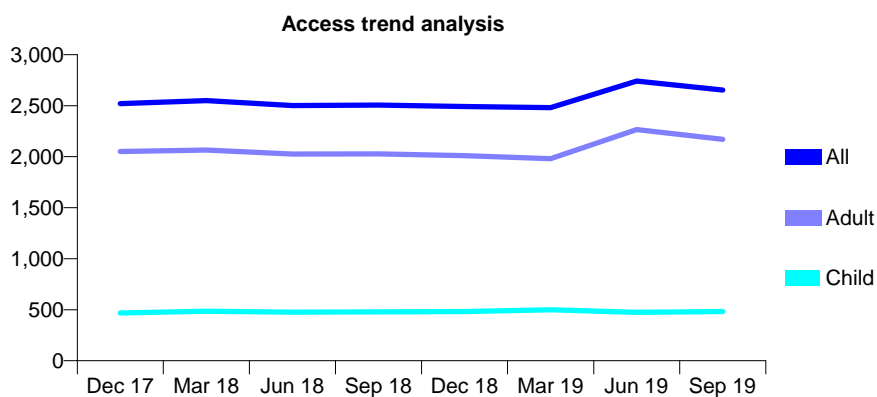
Q56 - Vital Signs At a Glance Contract Report for 145297/0001 - September 2019

Name or company name	Ms Teresa Kleinhans
Contract type name	GDS Contract
Purpose of contract	General
Contract start date	01/04/2012
Contract end date	

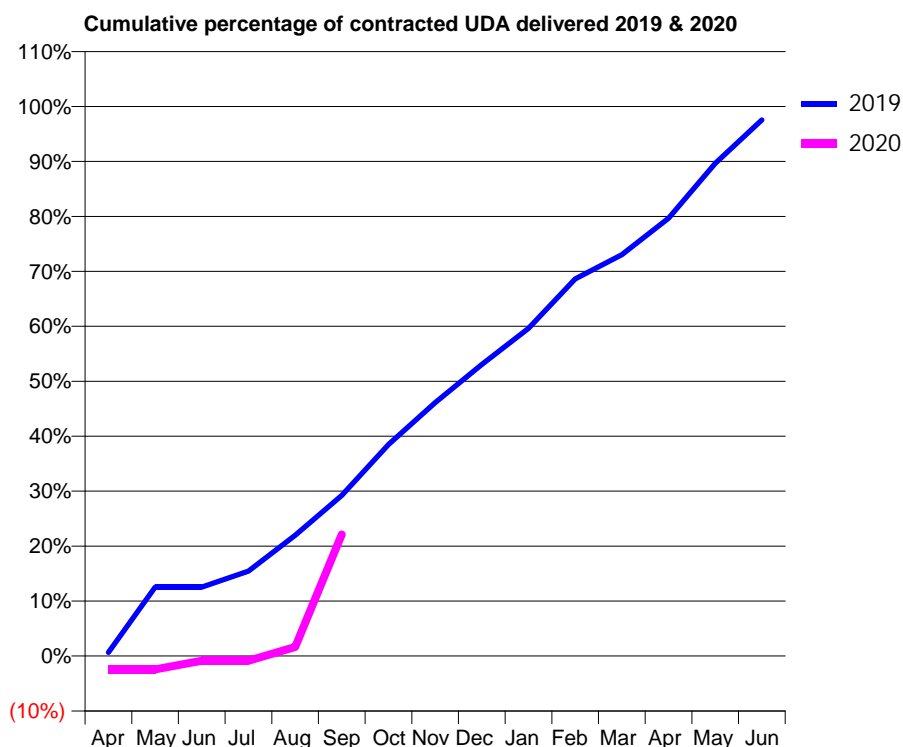
19/20 Contracted general activity (UDA)	6,737
Carry forward general activity (UDA)	166
19/20 Contracted orthodontic activity (UOA)	0
Carry forward orthodontic activity (UOA)	0
Baseline contract value	£171,685.36

ACCESS*

Patients seen in 24 months	Total	Change since previous quarter
Quarter ending September 2018	2,507	
Quarter ending December 2018	2,492	→
Quarter ending March 2019	2,481	→
Quarter ending June 2019	2,741	↑
Quarter ending September 2019	2,653	↓
Variance since September 2018	5.8%	↑



ACTIVITY



Month	Adjusted Scheduled Activity (UDA)	
	2019	2020
April	45	-166
May	845	-166
June	845	-59
July	1,040	-59
August	1,481	111
September	1,970	1,490
October	2,594	
November	3,107	
December	3,575	
January	4,017	
February	4,624	
March	4,920	
April	5,366	
May	6,040	
June	6,571	

QUALITY

	Quantity	Base Number	Contract	AT	Region	England
% of FP17s for the same patient ID Re-attending within 3 months - Children	20	411	4.9%	10.2%	11.3%	11.5%
% of FP17s for the same patient ID Re-attending within 3 months - Adults	92	1,434	6.4%	13.5%	14.7%	15.4%
% of FP17s for the same patient ID Re-attending between 3 & 9 months - Children	232	411	56.4%	60.8%	60.8%	59.7%
% of FP17s for the same patient ID Re-attending between 3 & 9 months - Adults	559	1,434	39.0%	50.2%	52.8%	51.7%
% of FP17s for Band 1 Urgent Courses	37	881	4.2%	9.2%	8.2%	9.2%
% of FP17s Relating to Free Repair or Replacements	0	881	0.0%	0.7%	0.7%	0.7%
% of FP17s Relating to Continuations	3	881	0.3%	0.8%	0.8%	0.8%
% of Patients satisfied with the dentistry they have received	3	3	N/A	93.2%	93.2%	93.5%
% of Patients satisfied with the time they had to wait for an appointment	2	3	N/A	86.3%	88.5%	87.4%

* This is based on patients treated on this contract for their most recent course of treatment. Figures in italics indicate the base number of FP17s or Patient Questionnaire responses are less than 100. N/A is shown where the base number of responses is less than 10 during the period. % is calculated as Quantity/Base number*100

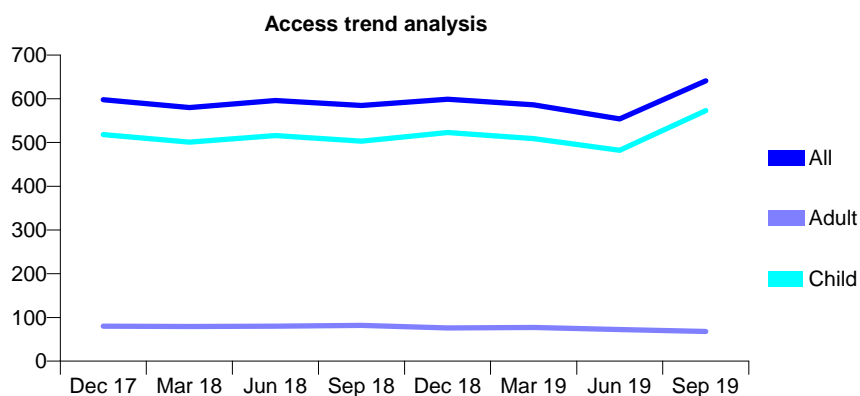
Q56 - Vital Signs At a Glance Contract Report for 145300/0002 - September 2019

Name or company name	The Hollies Dental Practice
Contract type name	GDS Contract
Purpose of contract	General
Contract start date	01/11/2007
Contract end date	

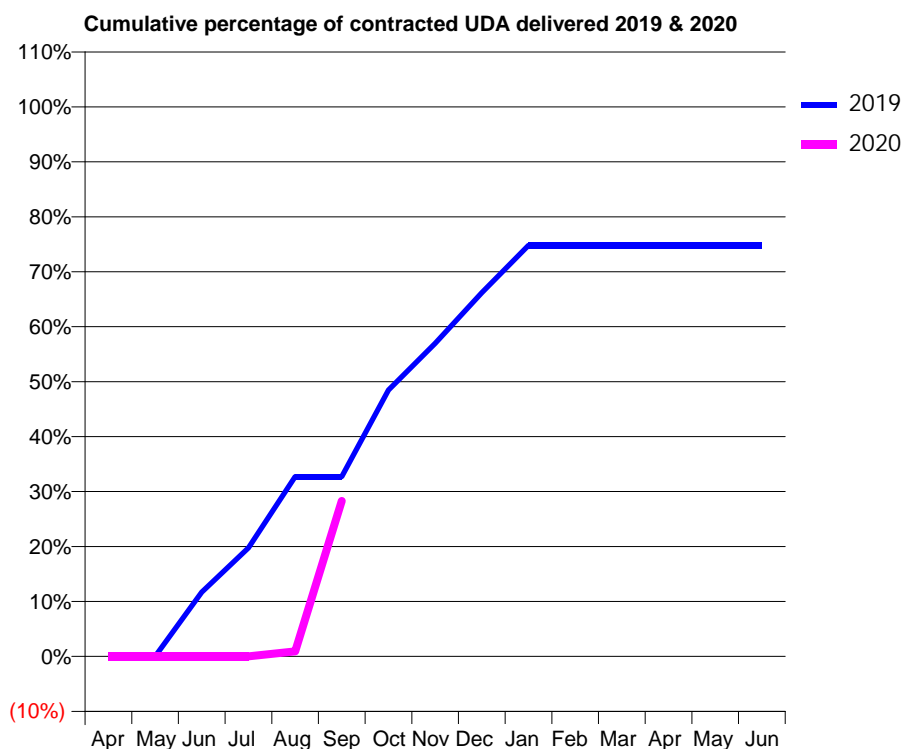
19/20 Contracted general activity (UDA)	1,067
Carry forward general activity (UDA)	0
19/20 Contracted orthodontic activity (UOA)	0
Carry forward orthodontic activity (UOA)	0
Baseline contract value	£50,194.12

ACCESS*

Patients seen in 24 months	Total	Change since previous quarter
Quarter ending September 2018	585	
Quarter ending December 2018	599	↑
Quarter ending March 2019	586	↓
Quarter ending June 2019	554	↓
Quarter ending September 2019	641	↑
Variance since September 2018	9.6%	↑



ACTIVITY



Month	2019	2020
April	0	0
May	0	0
June	125	0
July	211	0
August	349	10
September	349	302
October	517	
November	608	
December	706	
January	798	
February	798	
March	798	
April	798	
May	798	
June	798	

QUALITY

	Quantity	Base Number	Contract	AT	Region	England
% of FP17s for the same patient ID Re-attending within 3 months - Children	36	590	6.1%	10.2%	11.3%	11.5%
% of FP17s for the same patient ID Re-attending within 3 months - Adults	0	21	0.0%	13.5%	14.7%	15.4%
% of FP17s for the same patient ID Re-attending between 3 & 9 months - Children	328	590	55.6%	60.8%	60.8%	59.7%
% of FP17s for the same patient ID Re-attending between 3 & 9 months - Adults	18	21	85.7%	50.2%	52.8%	51.7%
% of FP17s for Band 1 Urgent Courses	0	437	0.0%	9.2%	8.2%	9.2%
% of FP17s Relating to Free Repair or Replacements	0	437	0.0%	0.7%	0.7%	0.7%
% of FP17s Relating to Continuations	0	437	0.0%	0.8%	0.8%	0.8%
% of Patients satisfied with the dentistry they have received	0	0	N/A	93.2%	93.2%	93.5%
% of Patients satisfied with the time they had to wait for an appointment	0	0	N/A	86.3%	88.5%	87.4%

* This is based on patients treated on this contract for their most recent course of treatment. Figures in italics indicate the base number of FP17s or Patient Questionnaire responses are less than 100. N/A is shown where the base number of responses is less than 10 during the period. % is calculated as Quantity/Base number*100

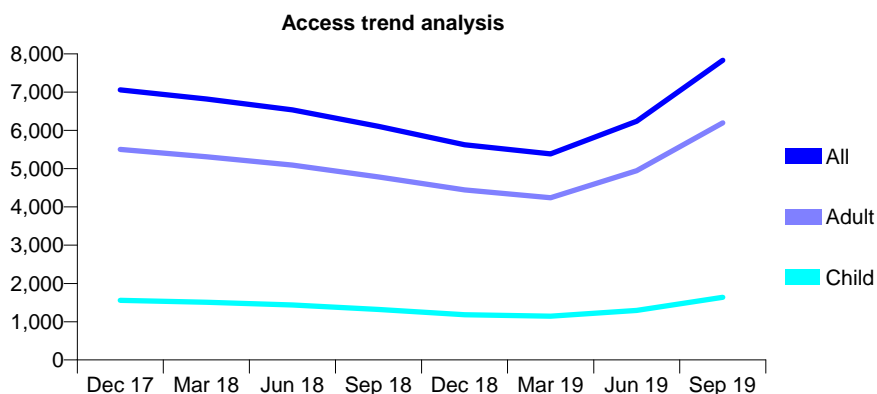
Q56 - Vital Signs At a Glance Contract Report for 145904/0001 - September 2019

Name or company name	St Mary Dental Practice
Contract type name	GDS Contract
Purpose of contract	General
Contract start date	01/12/2010
Contract end date	

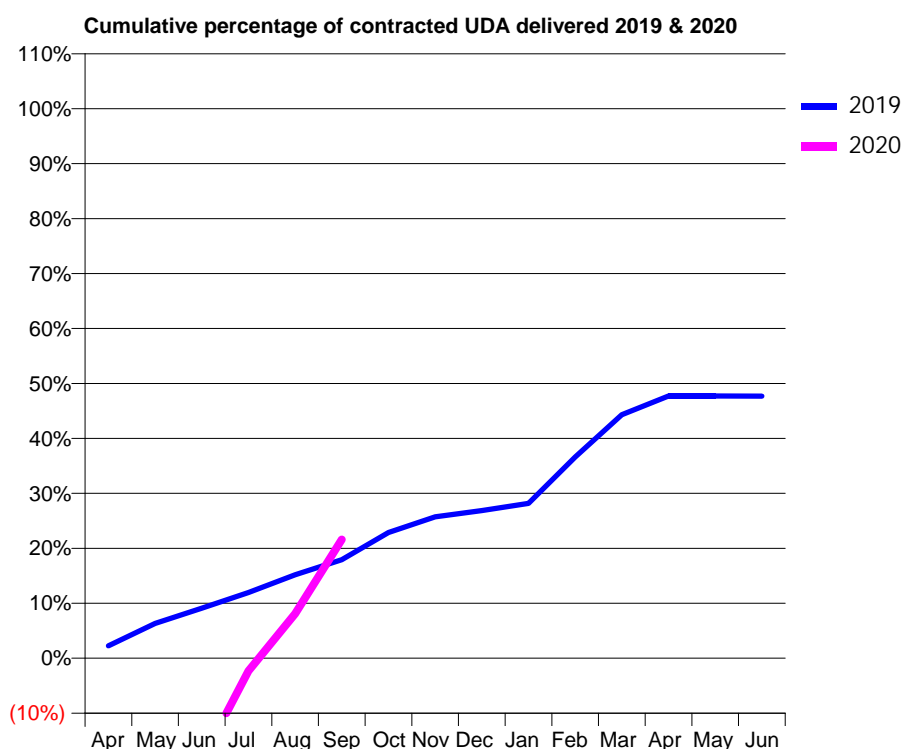
19/20 Contracted general activity (UDA)	20,907
Carry forward general activity (UDA)	8,248
19/20 Contracted orthodontic activity (UOA)	0
Carry forward orthodontic activity (UOA)	0
Baseline contract value	£631,286.86

ACCESS*

Patients seen in 24 months	Total	Change since previous quarter
Quarter ending September 2018	6,104	
Quarter ending December 2018	5,624	↓
Quarter ending March 2019	5,386	↓
Quarter ending June 2019	6,239	↑
Quarter ending September 2019	7,832	↑
Variance since September 2018	28.3%	↑



ACTIVITY



Month	2019	2020
April	472	-7,170
May	1,329	-5,373
June	1,907	-3,881
July	2,500	-492
August	3,174	1,698
September	3,745	4,512
October	4,781	
November	5,379	
December	5,617	
January	5,894	
February	7,657	
March	9,263	
April	9,978	
May	9,976	
June	9,972	

QUALITY

	Quantity	Base Number	Contract	AT	Region	England
% of FP17s for the same patient ID Re-attending within 3 months - Children	85	1,425	6.0%	10.2%	11.3%	11.5%
% of FP17s for the same patient ID Re-attending within 3 months - Adults	716	4,842	14.8%	13.5%	14.7%	15.4%
% of FP17s for the same patient ID Re-attending between 3 & 9 months - Children	482	1,425	33.8%	60.8%	60.8%	59.7%
% of FP17s for the same patient ID Re-attending between 3 & 9 months - Adults	976	4,842	20.2%	50.2%	52.8%	51.7%
% of FP17s for Band 1 Urgent Courses	609	5,985	10.2%	9.2%	8.2%	9.2%
% of FP17s Relating to Free Repair or Replacements	38	5,985	0.6%	0.7%	0.7%	0.7%
% of FP17s Relating to Continuations	59	5,985	1.0%	0.8%	0.8%	0.8%
% of Patients satisfied with the dentistry they have received	0	0	N/A	93.2%	93.2%	93.5%
% of Patients satisfied with the time they had to wait for an appointment	0	0	N/A	86.3%	88.5%	87.4%

* This is based on patients treated on this contract for their most recent course of treatment.

Figures in italics indicate the base number of FP17s or Patient Questionnaire responses are less than 100. N/A is shown where the base number of responses is less than 10 during the period. % is calculated as Quantity/Base number*100

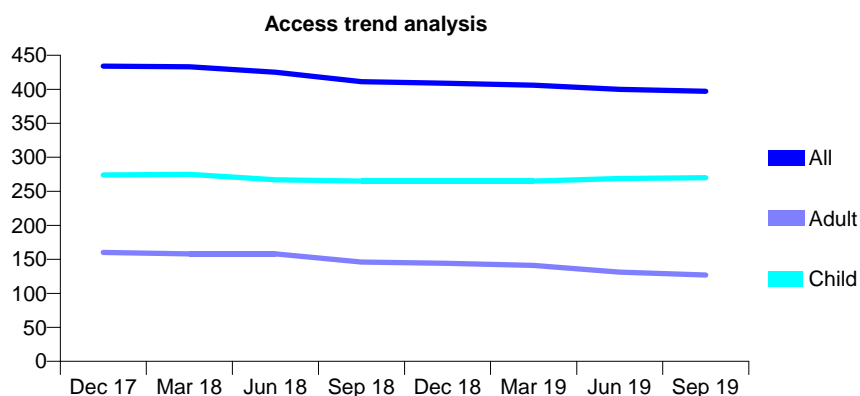
Q56 - Vital Signs At a Glance Contract Report for 147052/0001 - September 2019

Name or company name	Matley Dental Surgery
Contract type name	GDS Contract
Purpose of contract	General
Contract start date	01/04/2009
Contract end date	30/10/2019

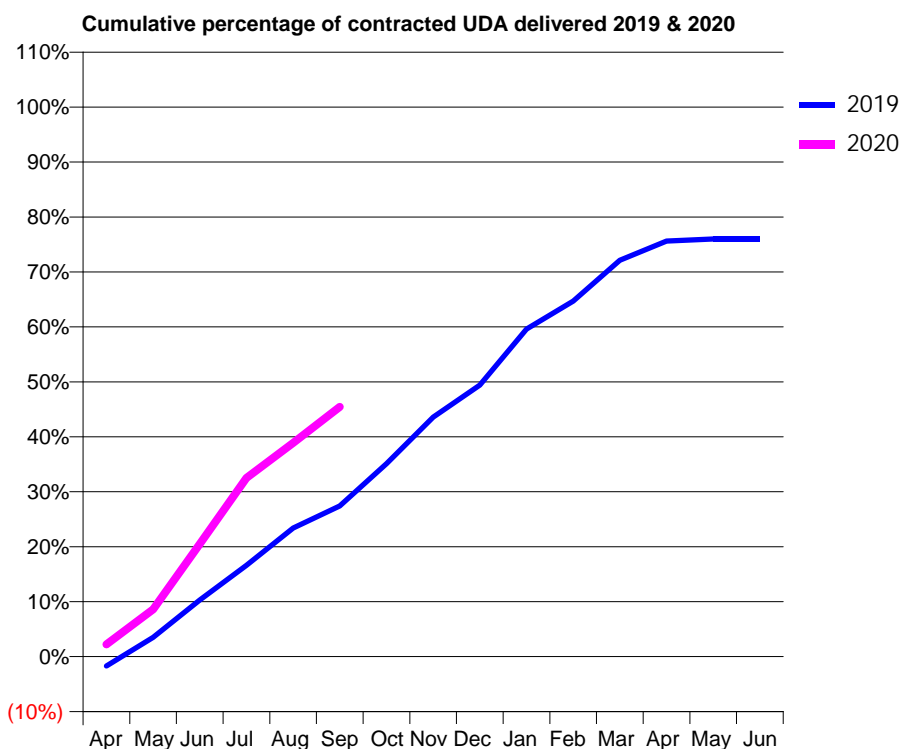
19/20 Contracted general activity (UDA)	581
Carry forward general activity (UDA)	0
19/20 Contracted orthodontic activity (UOA)	0
Carry forward orthodontic activity (UOA)	0
Baseline contract value	£14,100.81

ACCESS*

Patients seen in 24 months	Total	Change since previous quarter
Quarter ending September 2018	411	
Quarter ending December 2018	409	→
Quarter ending March 2019	406	→
Quarter ending June 2019	400	↓
Quarter ending September 2019	397	→
Variance since September 2018	(3.4%)	↓



ACTIVITY



Month	Adjusted Scheduled Activity (UDA)	
	2019	2020
April	-17	13
May	35	50
June	103	119
July	166	189
August	234	226
September	274	264
October	351	
November	436	
December	494	
January	596	
February	647	
March	721	
April	756	
May	760	
June	760	

QUALITY

	Quantity	Base Number	Contract	AT	Region	England
% of FP17s for the same patient ID Re-attending within 3 months - Children	3	158	1.9%	10.2%	11.3%	11.5%
% of FP17s for the same patient ID Re-attending within 3 months - Adults	9	49	18.4%	13.5%	14.7%	15.4%
% of FP17s for the same patient ID Re-attending between 3 & 9 months - Children	82	158	51.9%	60.8%	60.8%	59.7%
% of FP17s for the same patient ID Re-attending between 3 & 9 months - Adults	24	49	49.0%	50.2%	52.8%	51.7%
% of FP17s for Band 1 Urgent Courses	0	194	0.0%	9.2%	8.2%	9.2%
% of FP17s Relating to Free Repair or Replacements	0	194	0.0%	0.7%	0.7%	0.7%
% of FP17s Relating to Continuations	2	194	1.0%	0.8%	0.8%	0.8%
% of Patients satisfied with the dentistry they have received	0	0	N/A	93.2%	93.2%	93.5%
% of Patients satisfied with the time they had to wait for an appointment	0	0	N/A	86.3%	88.5%	87.4%

* This is based on patients treated on this contract for their most recent course of treatment. Figures in italics indicate the base number of FP17s or Patient Questionnaire responses are less than 100. N/A is shown where the base number of responses is less than 10 during the period. % is calculated as Quantity/Base number*100

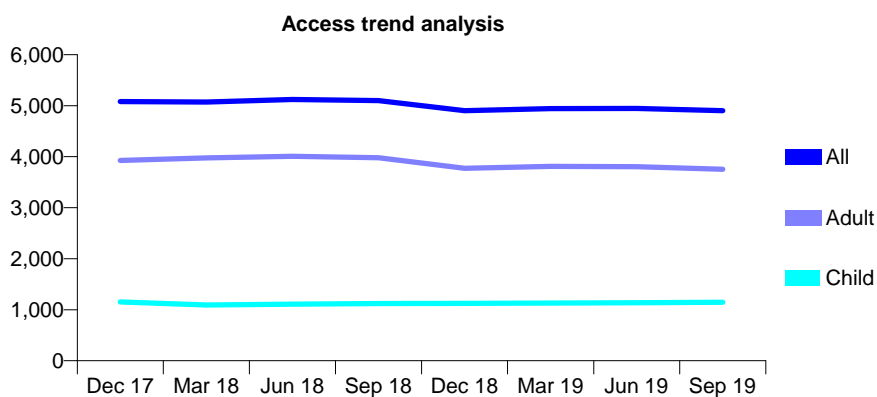
Q56 - Vital Signs At a Glance Contract Report for 148342/0002 - September 2019

Name or company name	Brundall Practice Limited
Contract type name	GDS Contract
Purpose of contract	General
Contract start date	01/10/2012
Contract end date	

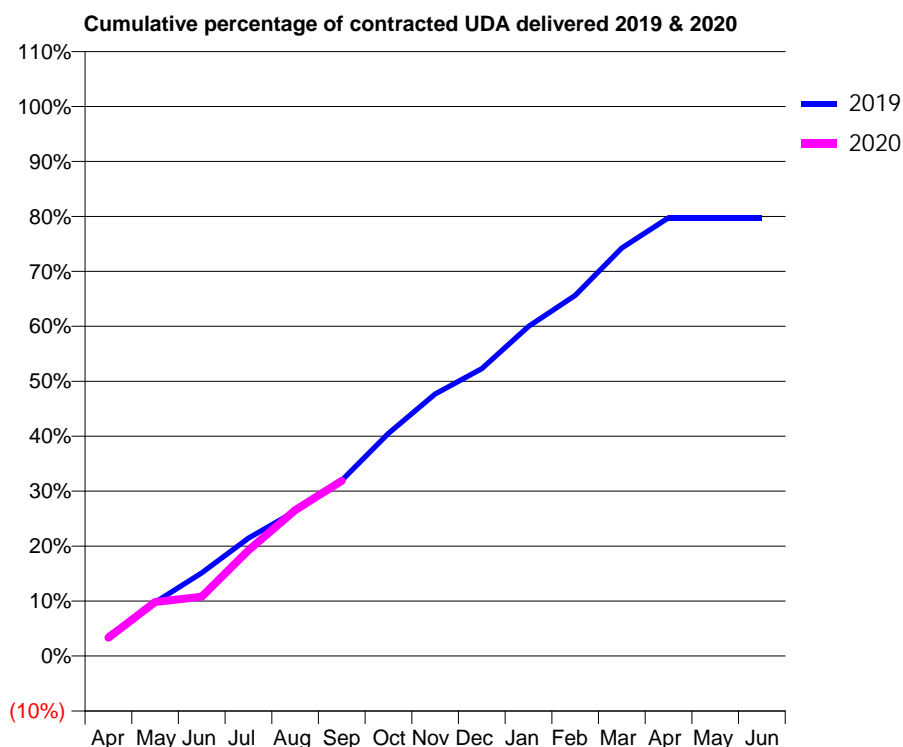
19/20 Contracted general activity (UDA)	16,024
Carry forward general activity (UDA)	0
19/20 Contracted orthodontic activity (UOA)	0
Carry forward orthodontic activity (UOA)	0
Baseline contract value	£410,189.06

ACCESS*

Patients seen in 24 months	Total	Change since previous quarter
Quarter ending September 2018	5,099	
Quarter ending December 2018	4,901	↓
Quarter ending March 2019	4,943	→
Quarter ending June 2019	4,945	→
Quarter ending September 2019	4,901	→
Variance since September 2018	(3.9%)	↓



ACTIVITY



Month	Adjusted Scheduled Activity (UDA)	
	2019	2020
April	584	535
May	1,564	1,575
June	2,424	1,728
July	3,439	3,081
August	4,222	4,256
September	5,122	5,107
October	6,492	
November	7,643	
December	8,377	
January	9,610	
February	10,515	
March	11,895	
April	12,778	
May	12,778	
June	12,778	

QUALITY

	Quantity	Base Number	Contract	AT	Region	England
% of FP17s for the same patient ID Re-attending within 3 months - Children	42	915	4.6%	10.2%	11.3%	11.5%
% of FP17s for the same patient ID Re-attending within 3 months - Adults	336	2,643	12.7%	13.5%	14.7%	15.4%
% of FP17s for the same patient ID Re-attending between 3 & 9 months - Children	618	915	67.5%	60.8%	60.8%	59.7%
% of FP17s for the same patient ID Re-attending between 3 & 9 months - Adults	1,518	2,643	57.4%	50.2%	52.8%	51.7%
% of FP17s for Band 1 Urgent Courses	268	3,146	8.5%	9.2%	8.2%	9.2%
% of FP17s Relating to Free Repair or Replacements	21	3,146	0.7%	0.7%	0.7%	0.7%
% of FP17s Relating to Continuations	50	3,146	1.6%	0.8%	0.8%	0.8%
% of Patients satisfied with the dentistry they have received	1	1	N/A	93.2%	93.2%	93.5%
% of Patients satisfied with the time they had to wait for an appointment	1	1	N/A	86.3%	88.5%	87.4%

* This is based on patients treated on this contract for their most recent course of treatment. Figures in italics indicate the base number of FP17s or Patient Questionnaire responses are less than 100. N/A is shown where the base number of responses is less than 10 during the period. % is calculated as Quantity/Base number*100

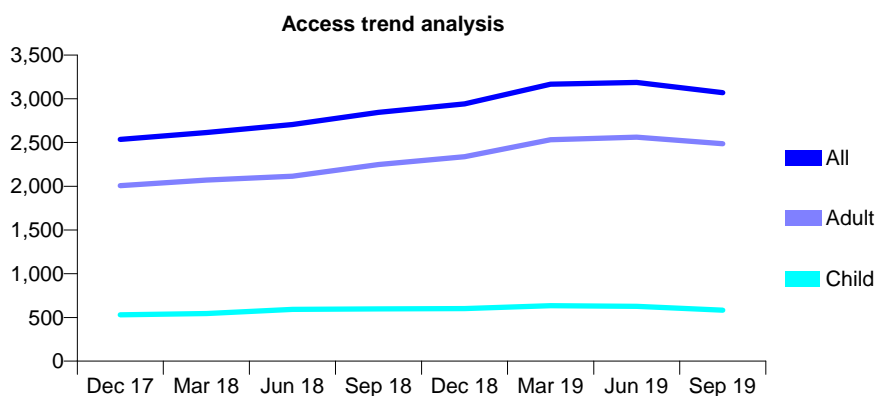
Q56 - Vital Signs At a Glance Contract Report for 148393/0001 - September 2019

Name or company name	Mr M. Eyrumlu and Mr Azad
Contract type name	GDS Contract
Purpose of contract	General
Contract start date	01/02/2014
Contract end date	

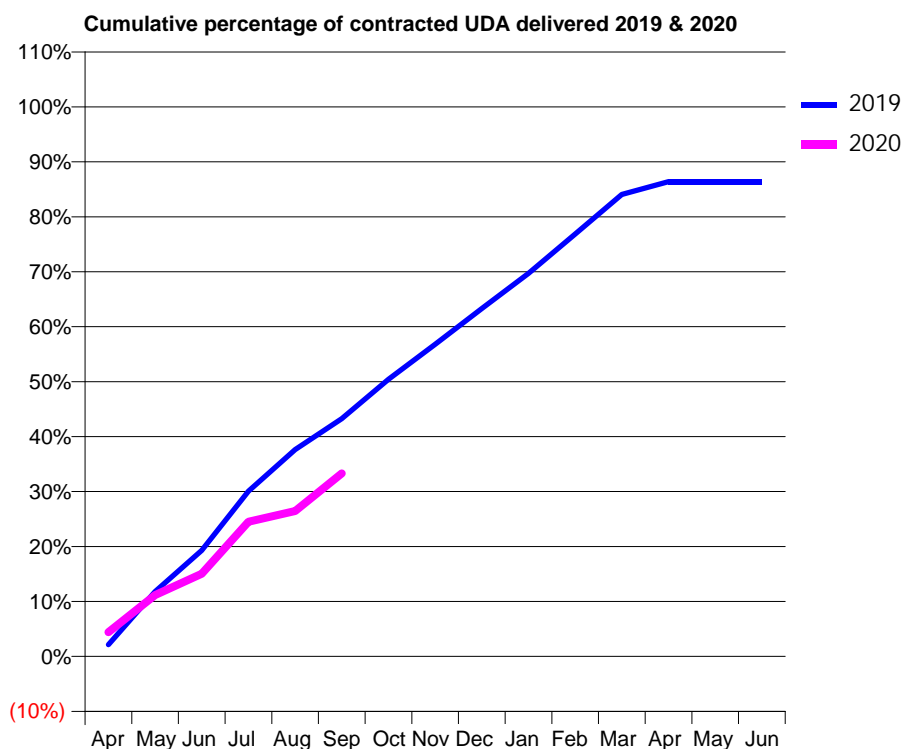
19/20 Contracted general activity (UDA)	9,000
Carry forward general activity (UDA)	0
19/20 Contracted orthodontic activity (UOA)	0
Carry forward orthodontic activity (UOA)	0
Baseline contract value	£272,601.21

ACCESS*

Patients seen in 24 months	Total	Change since previous quarter
Quarter ending September 2018	2,845	
Quarter ending December 2018	2,941	↑
Quarter ending March 2019	3,167	↑
Quarter ending June 2019	3,187	→
Quarter ending September 2019	3,069	↓
Variance since September 2018	7.9%	↑



ACTIVITY



Month	2019	2020
April	192	399
May	1,063	1,007
June	1,737	1,355
July	2,708	2,205
August	3,389	2,381
September	3,893	2,997
October	4,539	
November	5,113	
December	5,696	
January	6,274	
February	6,918	
March	7,565	
April	7,776	
May	7,776	
June	7,776	

QUALITY

	Quantity	Base Number	Contract	AT	Region	England
% of FP17s for the same patient ID Re-attending within 3 months - Children	8	343	2.3%	10.2%	11.3%	11.5%
% of FP17s for the same patient ID Re-attending within 3 months - Adults	131	1,295	10.1%	13.5%	14.7%	15.4%
% of FP17s for the same patient ID Re-attending between 3 & 9 months - Children	191	343	55.7%	60.8%	60.8%	59.7%
% of FP17s for the same patient ID Re-attending between 3 & 9 months - Adults	569	1,295	43.9%	50.2%	52.8%	51.7%
% of FP17s for Band 1 Urgent Courses	105	1,528	6.9%	9.2%	8.2%	9.2%
% of FP17s Relating to Free Repair or Replacements	4	1,528	0.3%	0.7%	0.7%	0.7%
% of FP17s Relating to Continuations	14	1,528	0.9%	0.8%	0.8%	0.8%
% of Patients satisfied with the dentistry they have received	3	3	N/A	93.2%	93.2%	93.5%
% of Patients satisfied with the time they had to wait for an appointment	3	3	N/A	86.3%	88.5%	87.4%

* This is based on patients treated on this contract for their most recent course of treatment. Figures in italics indicate the base number of FP17s or Patient Questionnaire responses are less than 100. N/A is shown where the base number of responses is less than 10 during the period. % is calculated as Quantity/Base number*100

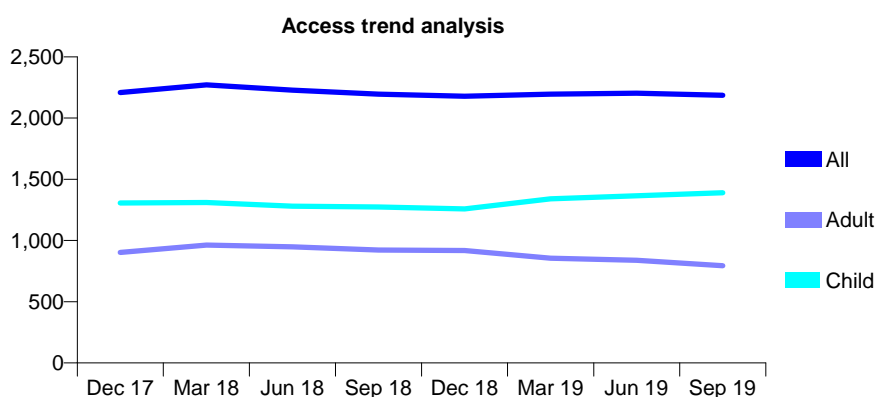
Q56 - Vital Signs At a Glance Contract Report for 149071/0001 - September 2019

Name or company name	P.V. Humber & C. Hancock
Contract type name	GDS Contract
Purpose of contract	General
Contract start date	01/04/2015
Contract end date	

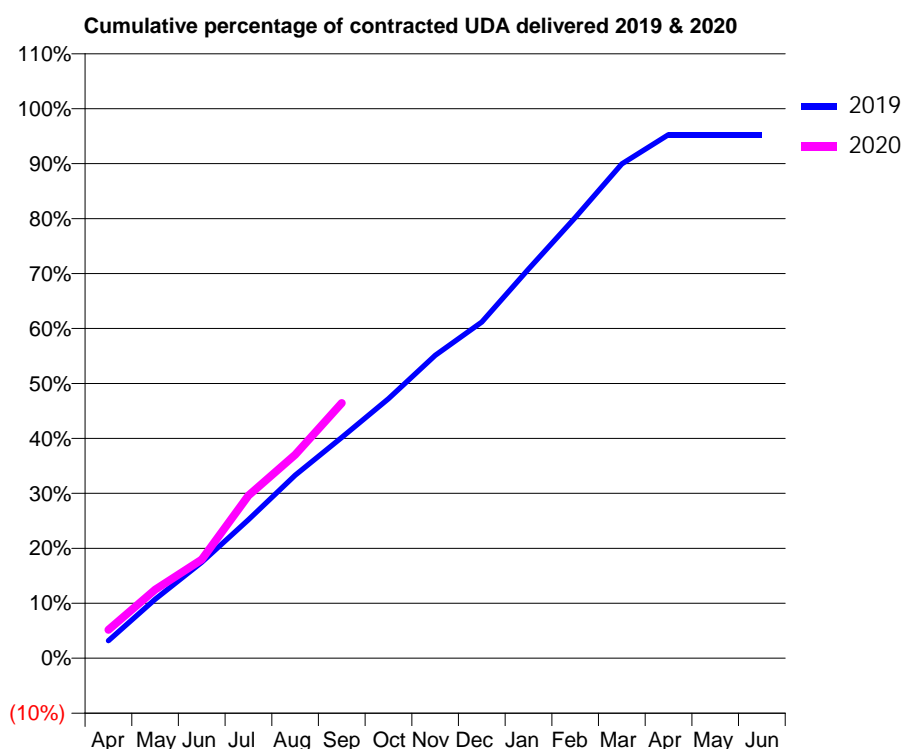
19/20 Contracted general activity (UDA)	4,694
Carry forward general activity (UDA)	0
19/20 Contracted orthodontic activity (UOA)	0
Carry forward orthodontic activity (UOA)	0
Baseline contract value	£123,395.43

ACCESS*

Patients seen in 24 months	Total	Change since previous quarter
Quarter ending September 2018	2,196	
Quarter ending December 2018	2,178	→
Quarter ending March 2019	2,196	→
Quarter ending June 2019	2,203	→
Quarter ending September 2019	2,186	→
Variance since September 2018	(0.5%)	→



ACTIVITY



Month	2019	2020
April	150	243
May	504	586
June	820	844
July	1,183	1,390
August	1,564	1,738
September	1,886	2,180
October	2,217	
November	2,588	
December	2,872	
January	3,323	
February	3,764	
March	4,223	
April	4,471	
May	4,471	
June	4,471	

QUALITY

	Quantity	Base Number	Contract	AT	Region	England
% of FP17s for the same patient ID Re-attending within 3 months - Children	52	1,119	4.6%	10.2%	11.3%	11.5%
% of FP17s for the same patient ID Re-attending within 3 months - Adults	76	502	15.1%	13.5%	14.7%	15.4%
% of FP17s for the same patient ID Re-attending between 3 & 9 months - Children	734	1,119	65.6%	60.8%	60.8%	59.7%
% of FP17s for the same patient ID Re-attending between 3 & 9 months - Adults	277	502	55.2%	50.2%	52.8%	51.7%
% of FP17s for Band 1 Urgent Courses	65	1,501	4.3%	9.2%	8.2%	9.2%
% of FP17s Relating to Free Repair or Replacements	2	1,501	0.1%	0.7%	0.7%	0.7%
% of FP17s Relating to Continuations	1	1,501	0.1%	0.8%	0.8%	0.8%
% of Patients satisfied with the dentistry they have received	0	0	N/A	93.2%	93.2%	93.5%
% of Patients satisfied with the time they had to wait for an appointment	0	0	N/A	86.3%	88.5%	87.4%

* This is based on patients treated on this contract for their most recent course of treatment.

Figures in italics indicate the base number of FP17s or Patient Questionnaire responses are less than 100. N/A is shown where the base number of responses is less than 10 during the period. % is calculated as Quantity/Base number*100

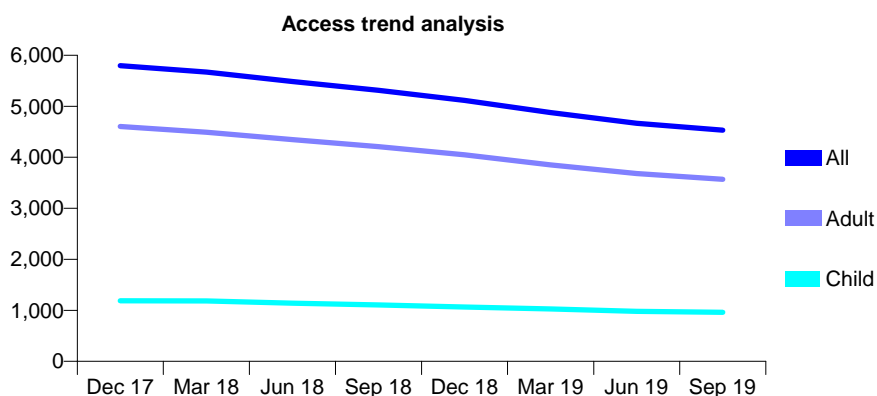
Q56 - Vital Signs At a Glance Contract Report for 149462/0001 - September 2019

Name or company name	A H Trueman Ltd
Contract type name	GDS Contract
Purpose of contract	General
Contract start date	01/04/2008
Contract end date	

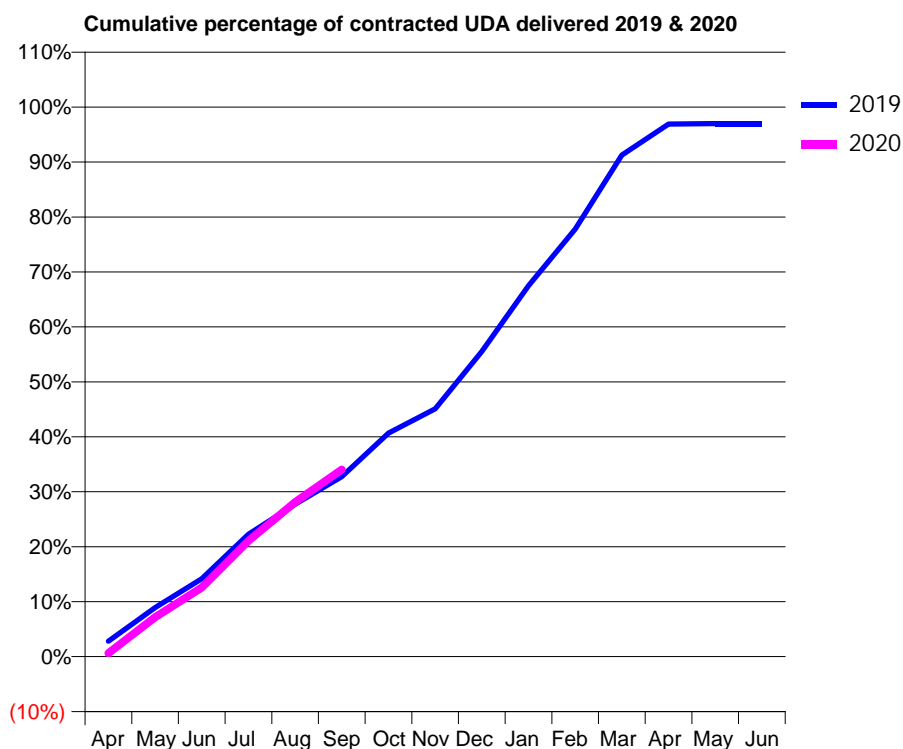
19/20 Contracted general activity (UDA)	16,868
Carry forward general activity (UDA)	508
19/20 Contracted orthodontic activity (UOA)	0
Carry forward orthodontic activity (UOA)	0
Baseline contract value	£428,471.04

ACCESS*

Patients seen in 24 months	Total	Change since previous quarter
Quarter ending September 2018	5,314	
Quarter ending December 2018	5,114	↓
Quarter ending March 2019	4,877	↓
Quarter ending June 2019	4,666	↓
Quarter ending September 2019	4,531	↓
Variance since September 2018	(14.7%)	↓



ACTIVITY



Month	Adjusted Scheduled Activity (UDA)	
	2019	2020
April	474	104
May	1,504	1,213
June	2,391	2,119
July	3,754	3,554
August	4,681	4,740
September	5,522	5,740
October	6,862	
November	7,606	
December	9,366	
January	11,386	
February	13,120	
March	15,393	
April	16,345	
May	16,360	
June	16,360	

QUALITY

	Quantity	Base Number	Contract	AT	Region	England
% of FP17s for the same patient ID Re-attending within 3 months - Children	32	627	5.1%	10.2%	11.3%	11.5%
% of FP17s for the same patient ID Re-attending within 3 months - Adults	356	2,372	15.0%	13.5%	14.7%	15.4%
% of FP17s for the same patient ID Re-attending between 3 & 9 months - Children	410	627	65.4%	60.8%	60.8%	59.7%
% of FP17s for the same patient ID Re-attending between 3 & 9 months - Adults	1,442	2,372	60.8%	50.2%	52.8%	51.7%
% of FP17s for Band 1 Urgent Courses	234	2,770	8.4%	9.2%	8.2%	9.2%
% of FP17s Relating to Free Repair or Replacements	4	2,770	0.1%	0.7%	0.7%	0.7%
% of FP17s Relating to Continuations	38	2,770	1.4%	0.8%	0.8%	0.8%
% of Patients satisfied with the dentistry they have received	3	3	N/A	93.2%	93.2%	93.5%
% of Patients satisfied with the time they had to wait for an appointment	3	3	N/A	86.3%	88.5%	87.4%

* This is based on patients treated on this contract for their most recent course of treatment. Figures in italics indicate the base number of FP17s or Patient Questionnaire responses are less than 100. N/A is shown where the base number of responses is less than 10 during the period. % is calculated as Quantity/Base number*100

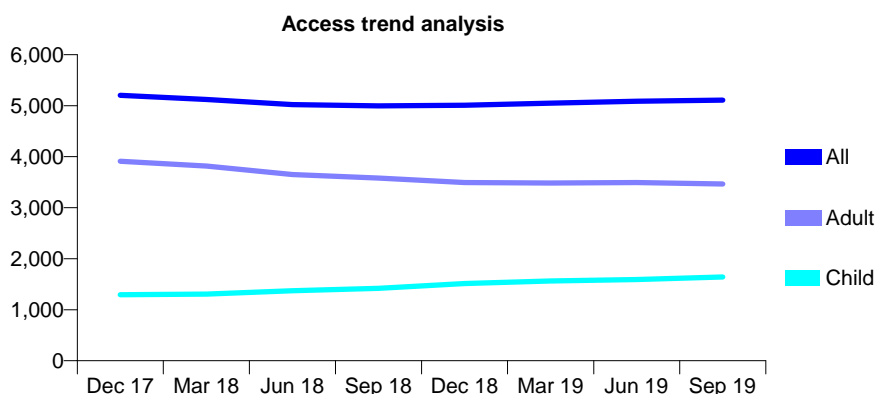
Q56 - Vital Signs At a Glance Contract Report for 151270/0001 - September 2019

Name or company name	Station View Dental Practice
Contract type name	GDS Contract
Purpose of contract	General
Contract start date	01/10/2010
Contract end date	

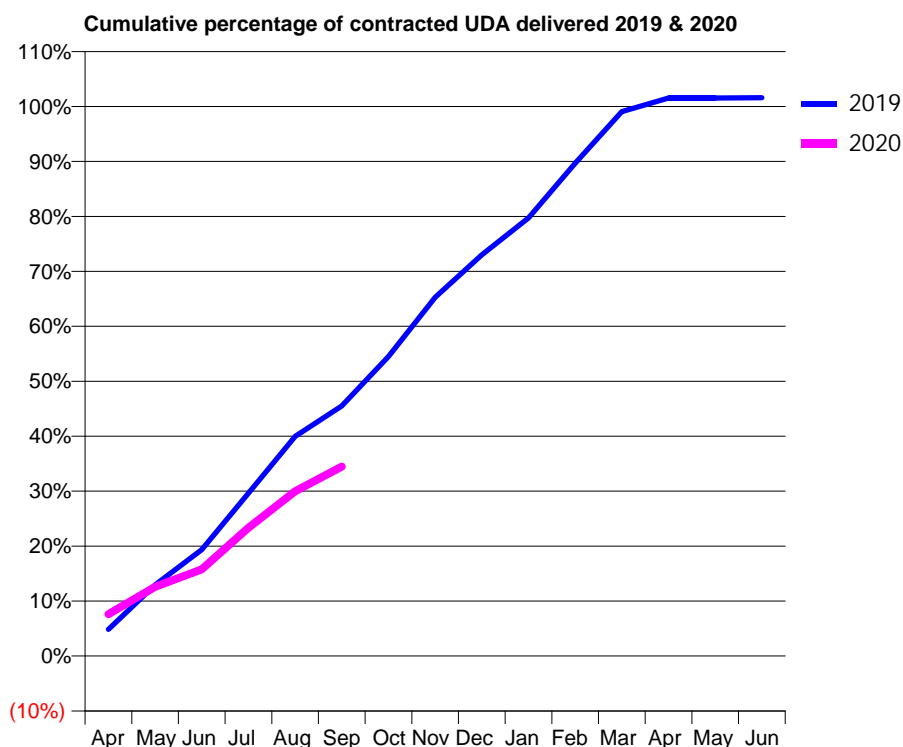
19/20 Contracted general activity (UDA)	15,995
Carry forward general activity (UDA)	-254
19/20 Contracted orthodontic activity (UOA)	0
Carry forward orthodontic activity (UOA)	0
Baseline contract value	£374,082.27

ACCESS*

Patients seen in 24 months	Total	Change since previous quarter
Quarter ending September 2018	4,998	
Quarter ending December 2018	5,008	→
Quarter ending March 2019	5,049	→
Quarter ending June 2019	5,085	→
Quarter ending September 2019	5,110	→
Variance since September 2018	2.2%	↑



ACTIVITY



Month	Adjusted Scheduled Activity (UDA)	
	2019	2020
April	773	1,218
May	2,072	2,016
June	3,094	2,520
July	4,741	3,734
August	6,394	4,794
September	7,280	5,514
October	8,717	
November	10,438	
December	11,678	
January	12,751	
February	14,343	
March	15,848	
April	16,238	
May	16,240	
June	16,249	

QUALITY

	Quantity	Base Number	Contract	AT	Region	England
% of FP17s for the same patient ID Re-attending within 3 months - Children	70	1,204	5.8%	10.2%	11.3%	11.5%
% of FP17s for the same patient ID Re-attending within 3 months - Adults	232	2,183	10.6%	13.5%	14.7%	15.4%
% of FP17s for the same patient ID Re-attending between 3 & 9 months - Children	814	1,204	67.6%	60.8%	60.8%	59.7%
% of FP17s for the same patient ID Re-attending between 3 & 9 months - Adults	1,170	2,183	53.6%	50.2%	52.8%	51.7%
% of FP17s for Band 1 Urgent Courses	141	3,185	4.4%	9.2%	8.2%	9.2%
% of FP17s Relating to Free Repair or Replacements	23	3,185	0.7%	0.7%	0.7%	0.7%
% of FP17s Relating to Continuations	45	3,185	1.4%	0.8%	0.8%	0.8%
% of Patients satisfied with the dentistry they have received	3	3	N/A	93.2%	93.2%	93.5%
% of Patients satisfied with the time they had to wait for an appointment	3	3	N/A	86.3%	88.5%	87.4%

* This is based on patients treated on this contract for their most recent course of treatment. Figures in italics indicate the base number of FP17s or Patient Questionnaire responses are less than 100. N/A is shown where the base number of responses is less than 10 during the period. % is calculated as Quantity/Base number*100

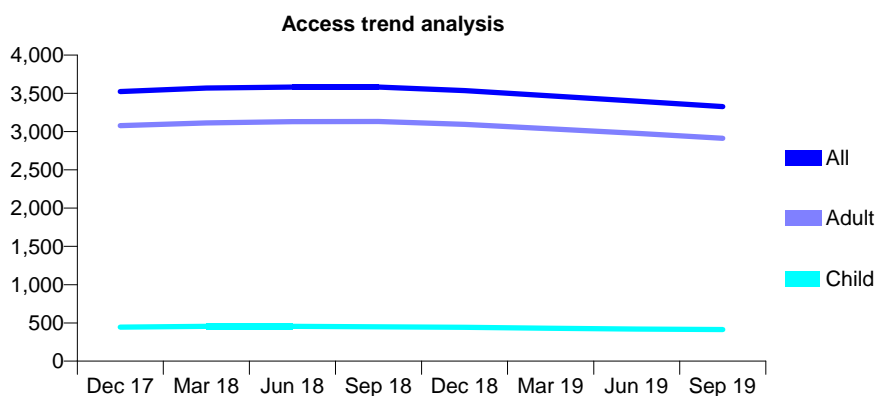
Q56 - Vital Signs At a Glance Contract Report for 153990/0001 - September 2019

Name or company name	Hunstanton Dental Practice
Contract type name	GDS Contract
Purpose of contract	General
Contract start date	31/10/2014
Contract end date	

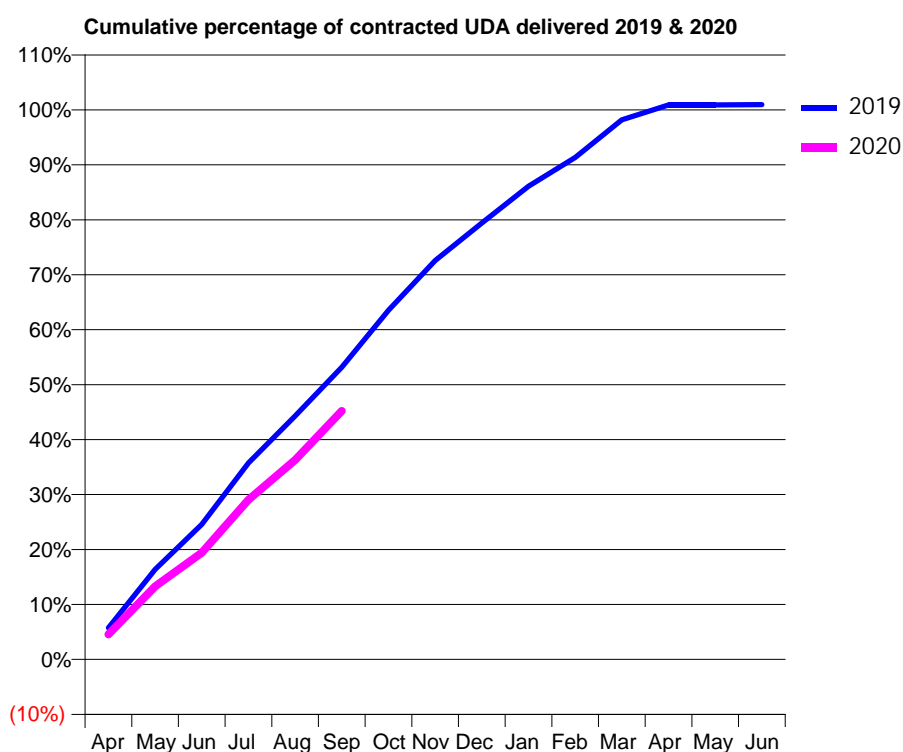
19/20 Contracted general activity (UDA)	10,400
Carry forward general activity (UDA)	-97
19/20 Contracted orthodontic activity (UOA)	0
Carry forward orthodontic activity (UOA)	0
Baseline contract value	£310,016.01

ACCESS*

Patients seen in 24 months	Total	Change since previous quarter
Quarter ending September 2018	3,580	
Quarter ending December 2018	3,536	↓
Quarter ending March 2019	3,466	↓
Quarter ending June 2019	3,398	↓
Quarter ending September 2019	3,326	↓
Variance since September 2018	(7.1%)	↓



ACTIVITY



Month	2019	2020
April	599	477
May	1,705	1,385
June	2,556	2,021
July	3,720	3,023
August	4,607	3,778
September	5,529	4,703
October	6,607	
November	7,551	
December	8,257	
January	8,955	
February	9,497	
March	10,212	
April	10,493	
May	10,494	
June	10,497	

QUALITY

	Quantity	Base Number	Contract	AT	Region	England
% of FP17s for the same patient ID Re-attending within 3 months - Children	26	329	7.9%	10.2%	11.3%	11.5%
% of FP17s for the same patient ID Re-attending within 3 months - Adults	188	2,189	8.6%	13.5%	14.7%	15.4%
% of FP17s for the same patient ID Re-attending between 3 & 9 months - Children	214	329	65.0%	60.8%	60.8%	59.7%
% of FP17s for the same patient ID Re-attending between 3 & 9 months - Adults	1,345	2,189	61.4%	50.2%	52.8%	51.7%
% of FP17s for Band 1 Urgent Courses	71	2,374	3.0%	9.2%	8.2%	9.2%
% of FP17s Relating to Free Repair or Replacements	6	2,374	0.3%	0.7%	0.7%	0.7%
% of FP17s Relating to Continuations	10	2,374	0.4%	0.8%	0.8%	0.8%
% of Patients satisfied with the dentistry they have received	1	1	N/A	93.2%	93.2%	93.5%
% of Patients satisfied with the time they had to wait for an appointment	1	1	N/A	86.3%	88.5%	87.4%

* This is based on patients treated on this contract for their most recent course of treatment. Figures in italics indicate the base number of FP17s or Patient Questionnaire responses are less than 100. N/A is shown where the base number of responses is less than 10 during the period. % is calculated as Quantity/Base number*100

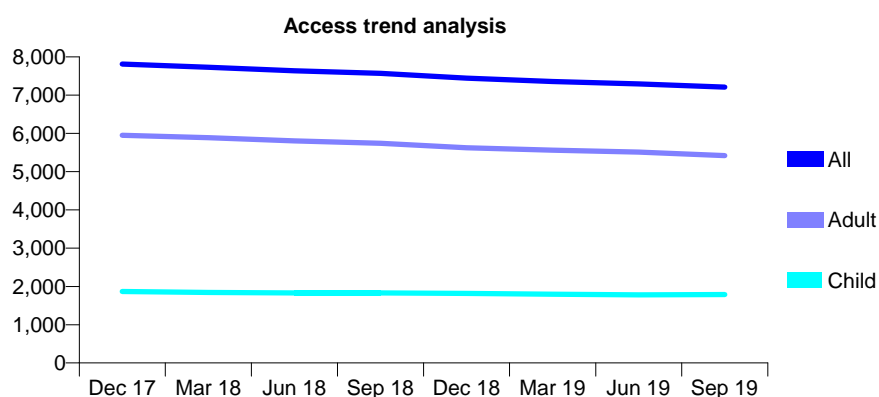
Q56 - Vital Signs At a Glance Contract Report for 154180/0001 - September 2019

Name or company name	Mr Abdel R Achour & Ms Stacey Gore
Contract type name	GDS Contract
Purpose of contract	General
Contract start date	01/03/2014
Contract end date	

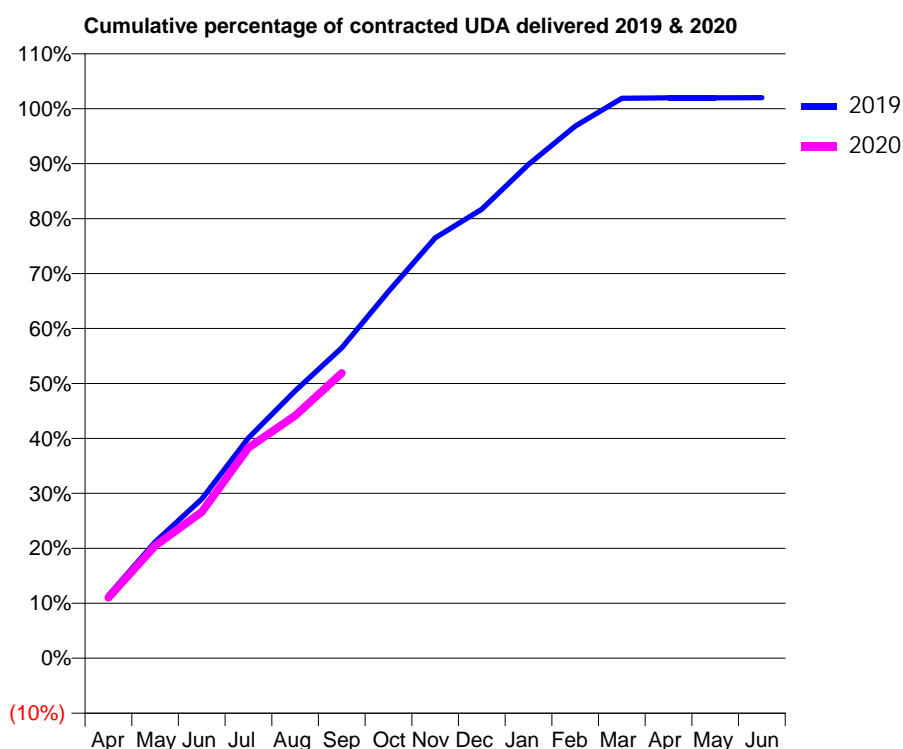
19/20 Contracted general activity (UDA)	19,213
Carry forward general activity (UDA)	-384
19/20 Contracted orthodontic activity (UOA)	0
Carry forward orthodontic activity (UOA)	0
Baseline contract value	£481,560.72

ACCESS*

Patients seen in 24 months	Total	Change since previous quarter
Quarter ending September 2018	7,570	
Quarter ending December 2018	7,443	↓
Quarter ending March 2019	7,356	↓
Quarter ending June 2019	7,295	→
Quarter ending September 2019	7,211	↓
Variance since September 2018	(4.7%)	↓



ACTIVITY



Month	2019	2020
April	2,199	2,120
May	4,063	3,932
June	5,566	5,111
July	7,702	7,360
August	9,347	8,476
September	10,850	9,970
October	12,826	
November	14,694	
December	15,697	
January	17,263	
February	18,601	
March	19,576	
April	19,587	
May	19,596	
June	19,597	

QUALITY

	Quantity	Base Number	Contract	AT	Region	England
% of FP17s for the same patient ID Re-attending within 3 months - Children	116	1,586	7.3%	10.2%	11.3%	11.5%
% of FP17s for the same patient ID Re-attending within 3 months - Adults	391	3,309	11.8%	13.5%	14.7%	15.4%
% of FP17s for the same patient ID Re-attending between 3 & 9 months - Children	1,090	1,586	68.7%	60.8%	60.8%	59.7%
% of FP17s for the same patient ID Re-attending between 3 & 9 months - Adults	1,134	3,309	34.3%	50.2%	52.8%	51.7%
% of FP17s for Band 1 Urgent Courses	366	4,889	7.5%	9.2%	8.2%	9.2%
% of FP17s Relating to Free Repair or Replacements	29	4,889	0.6%	0.7%	0.7%	0.7%
% of FP17s Relating to Continuations	35	4,889	0.7%	0.8%	0.8%	0.8%
% of Patients satisfied with the dentistry they have received	3	3	N/A	93.2%	93.2%	93.5%
% of Patients satisfied with the time they had to wait for an appointment	3	3	N/A	86.3%	88.5%	87.4%

* This is based on patients treated on this contract for their most recent course of treatment.

Figures in italics indicate the base number of FP17s or Patient Questionnaire responses are less than 100. N/A is shown where the base number of responses is less than 10 during the period. % is calculated as Quantity/Base number*100

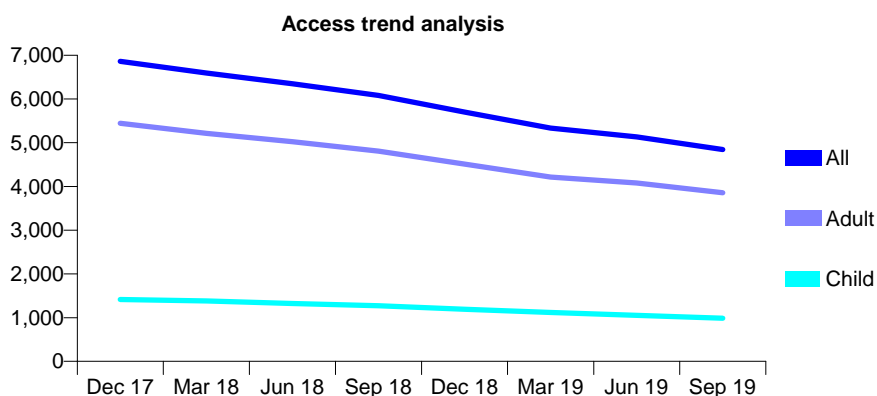
Q56 - Vital Signs At a Glance Contract Report for 155748/0001 - September 2019

Name or company name	Woodview Dental Health Dental Practice Pa
Contract type name	GDS Contract
Purpose of contract	General
Contract start date	01/04/2014
Contract end date	

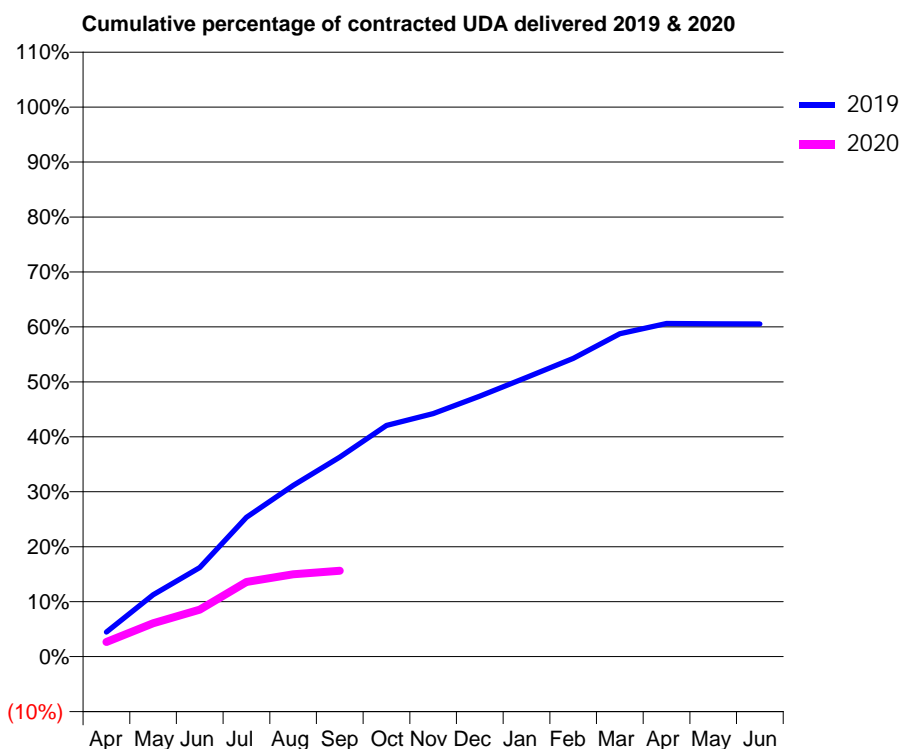
19/20 Contracted general activity (UDA)	21,000
Carry forward general activity (UDA)	0
19/20 Contracted orthodontic activity (UOA)	0
Carry forward orthodontic activity (UOA)	0
Baseline contract value	£567,031.46

ACCESS*

Patients seen in 24 months	Total	Change since previous quarter
Quarter ending September 2018	6,081	
Quarter ending December 2018	5,702	↓
Quarter ending March 2019	5,332	↓
Quarter ending June 2019	5,131	↓
Quarter ending September 2019	4,844	↓
Variance since September 2018	(20.3%)	↓



ACTIVITY



Month	Adjusted Scheduled Activity (UDA)	
	2019	2020
April	941	563
May	2,362	1,274
June	3,409	1,799
July	5,324	2,850
August	6,541	3,146
September	7,620	3,284
October	8,836	
November	9,288	
December	9,954	
January	10,667	
February	11,399	
March	12,338	
April	12,725	
May	12,715	
June	12,713	

QUALITY

	Quantity	Base Number	Contract	AT	Region	England
% of FP17s for the same patient ID Re-attending within 3 months - Children	9	468	1.9%	10.2%	11.3%	11.5%
% of FP17s for the same patient ID Re-attending within 3 months - Adults	118	1,423	8.3%	13.5%	14.7%	15.4%
% of FP17s for the same patient ID Re-attending between 3 & 9 months - Children	191	468	40.8%	60.8%	60.8%	59.7%
% of FP17s for the same patient ID Re-attending between 3 & 9 months - Adults	451	1,423	31.7%	50.2%	52.8%	51.7%
% of FP17s for Band 1 Urgent Courses	86	1,717	5.0%	9.2%	8.2%	9.2%
% of FP17s Relating to Free Repair or Replacements	7	1,717	0.4%	0.7%	0.7%	0.7%
% of FP17s Relating to Continuations	13	1,717	0.8%	0.8%	0.8%	0.8%
% of Patients satisfied with the dentistry they have received	0	0	N/A	93.2%	93.2%	93.5%
% of Patients satisfied with the time they had to wait for an appointment	0	0	N/A	86.3%	88.5%	87.4%

* This is based on patients treated on this contract for their most recent course of treatment. Figures in italics indicate the base number of FP17s or Patient Questionnaire responses are less than 100. N/A is shown where the base number of responses is less than 10 during the period. % is calculated as Quantity/Base number*100

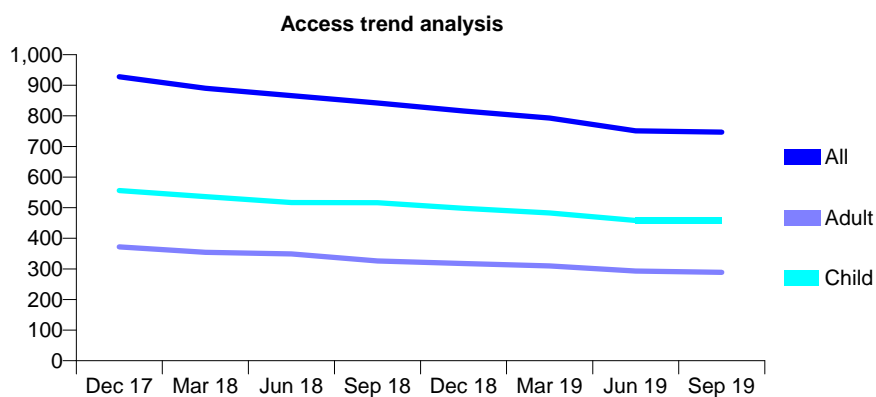
Q56 - Vital Signs At a Glance Contract Report for 157635/0001 - September 2019

Name or company name	Friars Street Dental Ltd
Contract type name	GDS Contract
Purpose of contract	General and Orthodontic
Contract start date	01/11/2015
Contract end date	

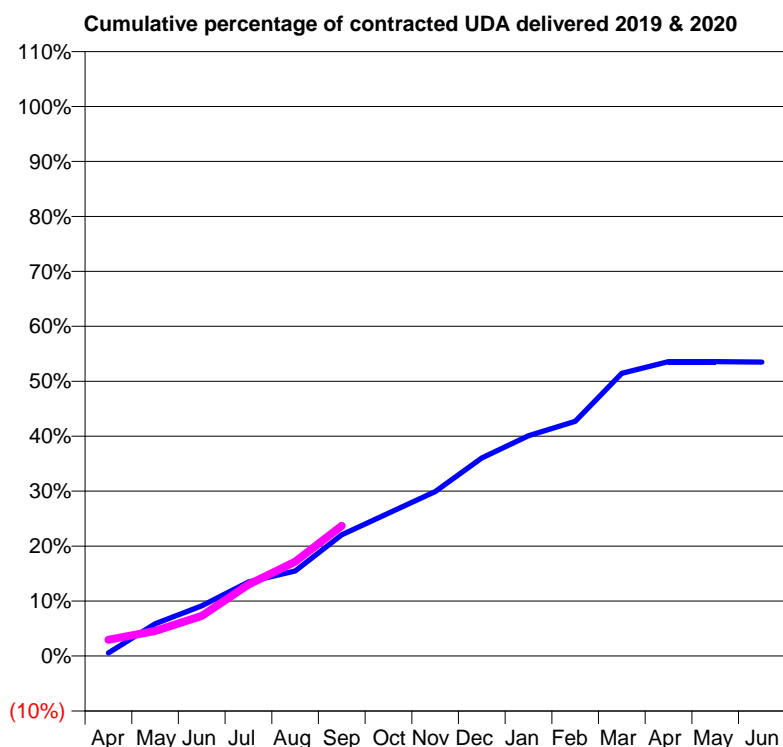
19/20 Contracted general activity (UDA)	2,500
Carry forward general activity (UDA)	0
19/20 Contracted orthodontic activity (UOA)	2,022
Carry forward orthodontic activity (UOA)	-23
Baseline contract value	£190,463.62

ACCESS*

Patients seen in 24 months	Total	Change since previous quarter
Quarter ending September 2018	842	
Quarter ending December 2018	816	↓
Quarter ending March 2019	793	↓
Quarter ending June 2019	751	↓
Quarter ending September 2019	747	→
Variance since September 2018	(11.3%)	↓



ACTIVITY



Month	Adjusted Scheduled Activity (UDA)	
	2019	2020
April	14	74
May	147	114
June	228	182
July	337	325
August	387	429
September	552	593
October	650	
November	749	
December	901	
January	1,002	
February	1,067	
March	1,286	
April	1,339	
May	1,339	
June	1,337	

QUALITY

	Quantity	Base Number	Contract	AT	Region	England
% of FP17s for the same patient ID Re-attending within 3 months - Children	18	367	4.9%	10.2%	11.3%	11.5%
% of FP17s for the same patient ID Re-attending within 3 months - Adults	18	157	11.5%	13.5%	14.7%	15.4%
% of FP17s for the same patient ID Re-attending between 3 & 9 months - Children	194	367	52.9%	60.8%	60.8%	59.7%
% of FP17s for the same patient ID Re-attending between 3 & 9 months - Adults	87	157	55.4%	50.2%	52.8%	51.7%
% of FP17s for Band 1 Urgent Courses	8	401	2.0%	9.2%	8.2%	9.2%
% of FP17s Relating to Free Repair or Replacements	0	401	0.0%	0.7%	0.7%	0.7%
% of FP17s Relating to Continuations	4	401	1.0%	0.8%	0.8%	0.8%
% of Patients satisfied with the dentistry they have received	0	0	N/A	93.2%	93.2%	93.5%
% of Patients satisfied with the time they had to wait for an appointment	0	0	N/A	86.3%	88.5%	87.4%

* This is based on patients treated on this contract for their most recent course of treatment. Figures in italics indicate the base number of FP17s or Patient Questionnaire responses are less than 100. N/A is shown where the base number of responses is less than 10 during the period. % is calculated as Quantity/Base number*100

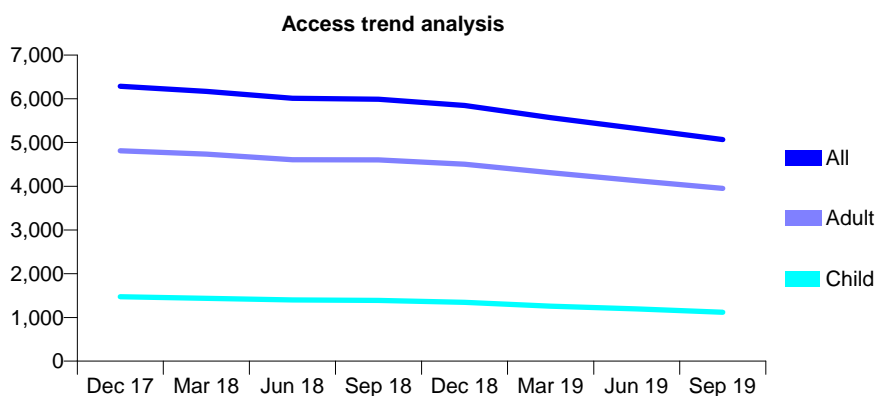
Q56 - Vital Signs At a Glance Contract Report for 158194/0023 - September 2019

Name or company name	Denticare Ltd
Contract type name	GDS Contract
Purpose of contract	General
Contract start date	01/06/2009
Contract end date	

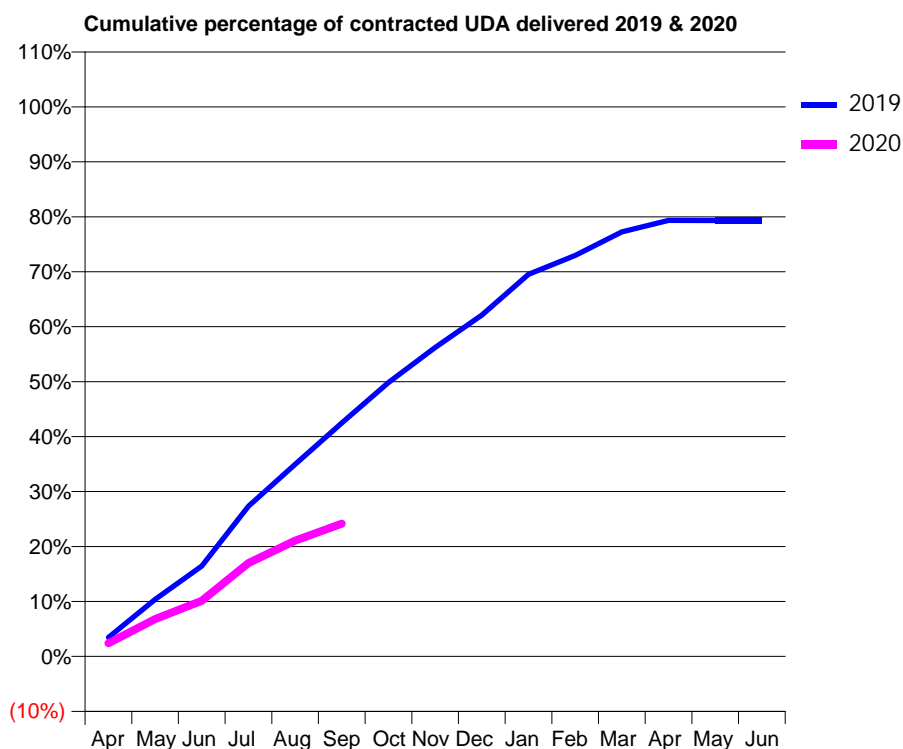
19/20 Contracted general activity (UDA)	14,965
Carry forward general activity (UDA)	0
19/20 Contracted orthodontic activity (UOA)	0
Carry forward orthodontic activity (UOA)	0
Baseline contract value	£366,649.76

ACCESS*

Patients seen in 24 months	Total	Change since previous quarter
Quarter ending September 2018	5,990	
Quarter ending December 2018	5,850	↓
Quarter ending March 2019	5,567	↓
Quarter ending June 2019	5,322	↓
Quarter ending September 2019	5,069	↓
Variance since September 2018	(15.4%)	↓



ACTIVITY



Month	2019	2020
April	516	361
May	1,556	1,017
June	2,459	1,516
July	4,092	2,544
August	5,232	3,153
September	6,358	3,615
October	7,459	
November	8,412	
December	9,296	
January	10,406	
February	10,918	
March	11,562	
April	11,873	
May	11,870	
June	11,870	

QUALITY

	Quantity	Base Number	Contract	AT	Region	England
% of FP17s for the same patient ID Re-attending within 3 months - Children	24	647	3.7%	10.2%	11.3%	11.5%
% of FP17s for the same patient ID Re-attending within 3 months - Adults	147	1,705	8.6%	13.5%	14.7%	15.4%
% of FP17s for the same patient ID Re-attending between 3 & 9 months - Children	377	647	58.3%	60.8%	60.8%	59.7%
% of FP17s for the same patient ID Re-attending between 3 & 9 months - Adults	776	1,705	45.5%	50.2%	52.8%	51.7%
% of FP17s for Band 1 Urgent Courses	158	2,207	7.2%	9.2%	8.2%	9.2%
% of FP17s Relating to Free Repair or Replacements	13	2,207	0.6%	0.7%	0.7%	0.7%
% of FP17s Relating to Continuations	30	2,207	1.4%	0.8%	0.8%	0.8%
% of Patients satisfied with the dentistry they have received	1	1	N/A	93.2%	93.2%	93.5%
% of Patients satisfied with the time they had to wait for an appointment	1	1	N/A	86.3%	88.5%	87.4%

* This is based on patients treated on this contract for their most recent course of treatment. Figures in italics indicate the base number of FP17s or Patient Questionnaire responses are less than 100. N/A is shown where the base number of responses is less than 10 during the period. % is calculated as Quantity/Base number*100

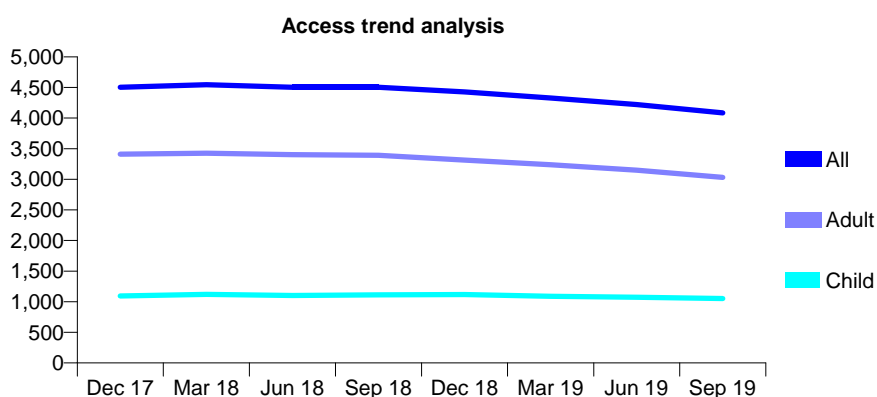
Q56 - Vital Signs At a Glance Contract Report for 158194/0025 - September 2019

Name or company name	Denticare Ltd
Contract type name	GDS Contract
Purpose of contract	General
Contract start date	12/04/2010
Contract end date	

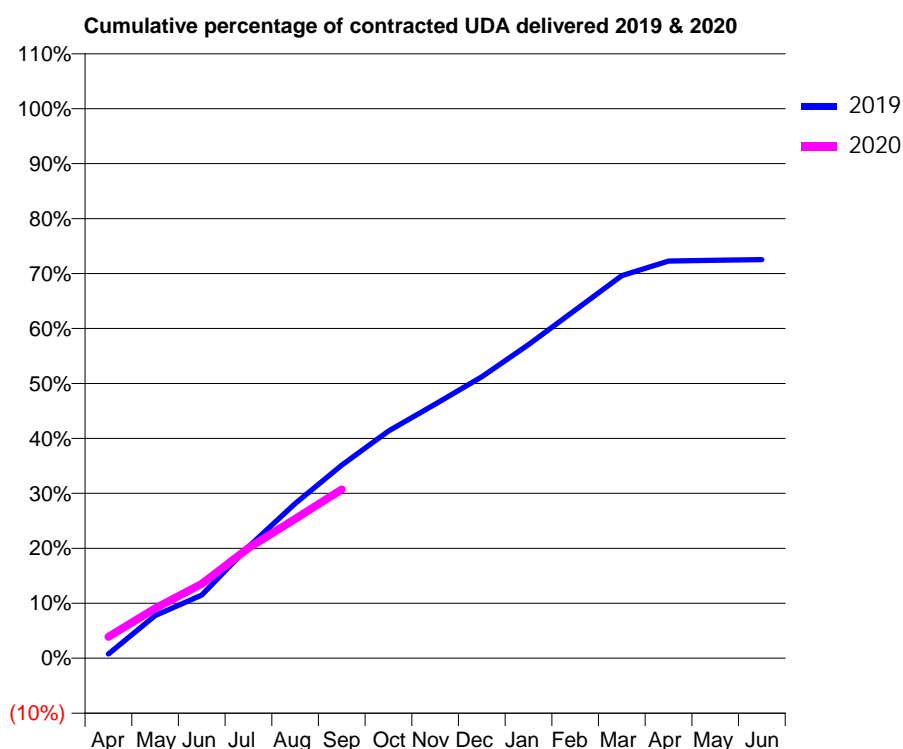
19/20 Contracted general activity (UDA)	12,000
Carry forward general activity (UDA)	0
19/20 Contracted orthodontic activity (UOA)	0
Carry forward orthodontic activity (UOA)	0
Baseline contract value	£301,439.41

ACCESS*

Patients seen in 24 months	Total	Change since previous quarter
Quarter ending September 2018	4,503	
Quarter ending December 2018	4,429	↓
Quarter ending March 2019	4,328	↓
Quarter ending June 2019	4,222	↓
Quarter ending September 2019	4,084	↓
Variance since September 2018	(9.3%)	↓



ACTIVITY



Month	2019	2020
April	92	467
May	934	1,087
June	1,380	1,624
July	2,434	2,406
August	3,377	3,041
September	4,219	3,687
October	4,959	
November	5,550	
December	6,145	
January	6,847	
February	7,602	
March	8,354	
April	8,675	
May	8,691	
June	8,704	

QUALITY

	Quantity	Base Number	Contract	AT	Region	England
% of FP17s for the same patient ID Re-attending within 3 months - Children	27	627	4.3%	10.2%	11.3%	11.5%
% of FP17s for the same patient ID Re-attending within 3 months - Adults	174	1,543	11.3%	13.5%	14.7%	15.4%
% of FP17s for the same patient ID Re-attending between 3 & 9 months - Children	362	627	57.7%	60.8%	60.8%	59.7%
% of FP17s for the same patient ID Re-attending between 3 & 9 months - Adults	510	1,543	33.1%	50.2%	52.8%	51.7%
% of FP17s for Band 1 Urgent Courses	243	2,028	12.0%	9.2%	8.2%	9.2%
% of FP17s Relating to Free Repair or Replacements	11	2,028	0.5%	0.7%	0.7%	0.7%
% of FP17s Relating to Continuations	19	2,028	0.9%	0.8%	0.8%	0.8%
% of Patients satisfied with the dentistry they have received	0	0	N/A	93.2%	93.2%	93.5%
% of Patients satisfied with the time they had to wait for an appointment	0	0	N/A	86.3%	88.5%	87.4%

* This is based on patients treated on this contract for their most recent course of treatment.

Figures in italics indicate the base number of FP17s or Patient Questionnaire responses are less than 100. N/A is shown where the base number of responses is less than 10 during the period. % is calculated as Quantity/Base number*100

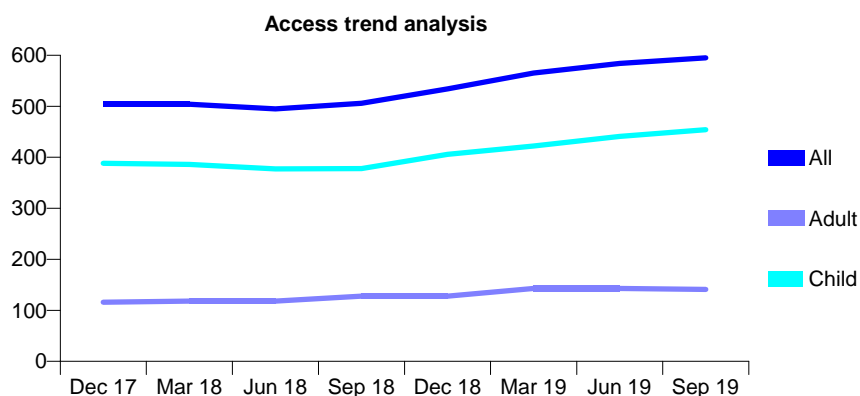
Q56 - Vital Signs At a Glance Contract Report for 158976/0001 - September 2019

Name or company name	Tuddenham Road Dental Surgery
Contract type name	PDS Contract
Purpose of contract	General
Contract start date	01/04/2012
Contract end date	31/03/2020

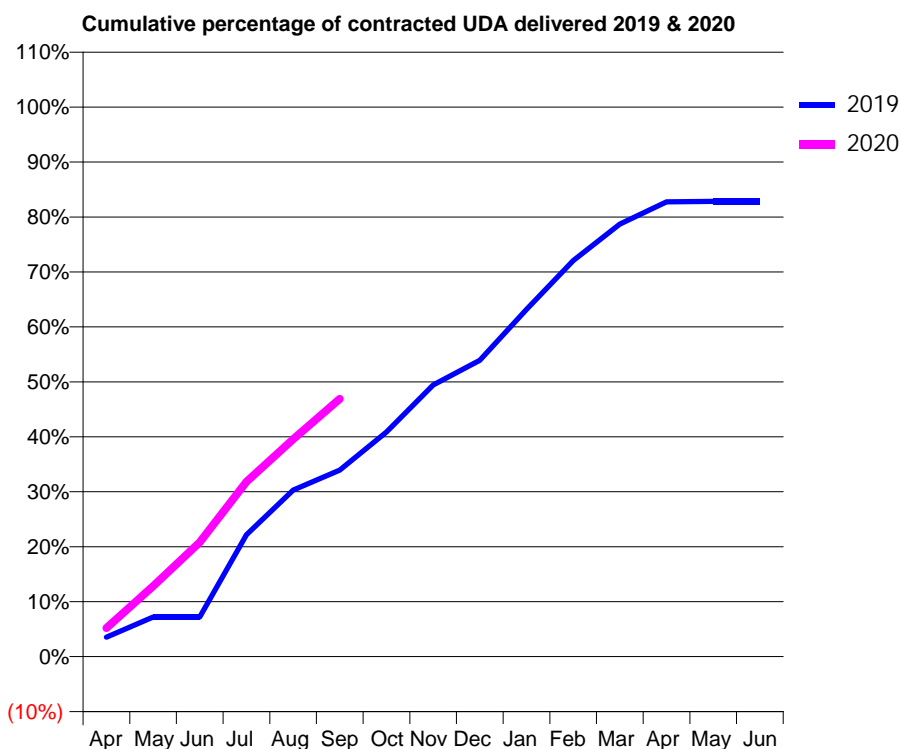
19/20 Contracted general activity (UDA)	1,331
Carry forward general activity (UDA)	0
19/20 Contracted orthodontic activity (UOA)	0
Carry forward orthodontic activity (UOA)	0
Baseline contract value	£30,428.14

ACCESS*

Patients seen in 24 months	Total	Change since previous quarter
Quarter ending September 2018	506	
Quarter ending December 2018	534	↑
Quarter ending March 2019	565	↑
Quarter ending June 2019	584	↑
Quarter ending September 2019	595	→
Variance since September 2018	17.6%	↑



ACTIVITY



Month	Adjusted Scheduled Activity (UDA)	
	2019	2020
April	47	69
May	96	171
June	96	277
July	295	424
August	403	527
September	452	624
October	544	
November	658	
December	718	
January	841	
February	959	
March	1,048	
April	1,102	
May	1,103	
June	1,103	

QUALITY

	Quantity	Base Number	Contract	AT	Region	England
% of FP17s for the same patient ID Re-attending within 3 months - Children	28	388	7.2%	10.2%	11.3%	11.5%
% of FP17s for the same patient ID Re-attending within 3 months - Adults	6	85	7.1%	13.5%	14.7%	15.4%
% of FP17s for the same patient ID Re-attending between 3 & 9 months - Children	233	388	60.1%	60.8%	60.8%	59.7%
% of FP17s for the same patient ID Re-attending between 3 & 9 months - Adults	58	85	68.2%	50.2%	52.8%	51.7%
% of FP17s for Band 1 Urgent Courses	11	434	2.5%	9.2%	8.2%	9.2%
% of FP17s Relating to Free Repair or Replacements	0	434	0.0%	0.7%	0.7%	0.7%
% of FP17s Relating to Continuations	4	434	0.9%	0.8%	0.8%	0.8%
% of Patients satisfied with the dentistry they have received	0	0	N/A	93.2%	93.2%	93.5%
% of Patients satisfied with the time they had to wait for an appointment	0	0	N/A	86.3%	88.5%	87.4%

* This is based on patients treated on this contract for their most recent course of treatment. Figures in italics indicate the base number of FP17s or Patient Questionnaire responses are less than 100. N/A is shown where the base number of responses is less than 10 during the period. % is calculated as Quantity/Base number*100

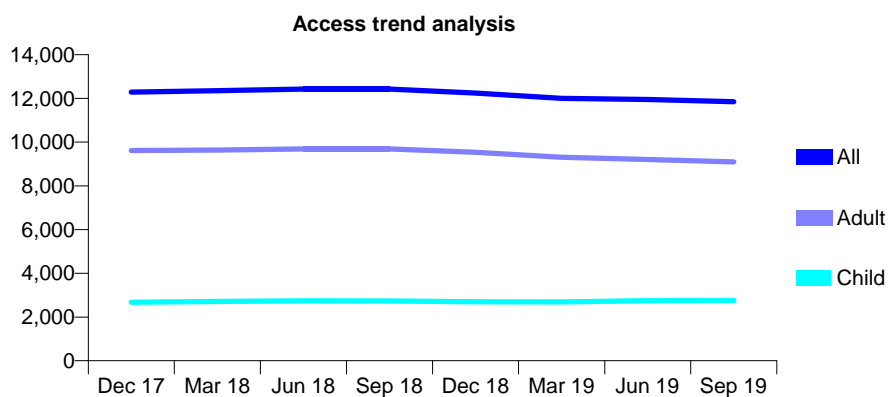
Q56 - Vital Signs At a Glance Contract Report for 159751/0001 - September 2019

Name or company name	1A Group Dental Practice Partnership
Contract type name	GDS Contract
Purpose of contract	General
Contract start date	01/07/2011
Contract end date	

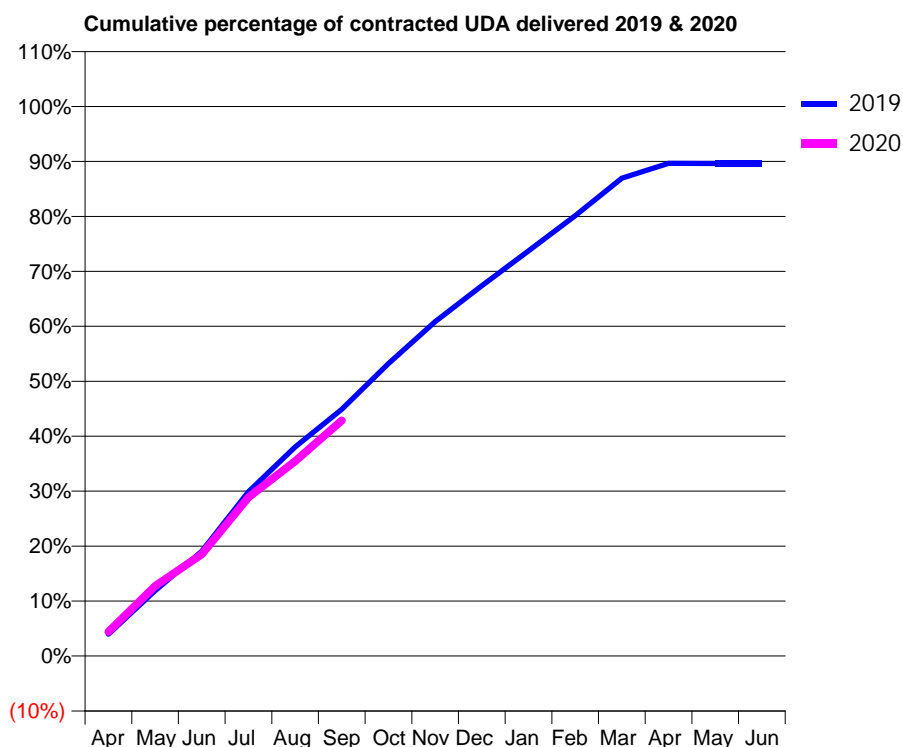
19/20 Contracted general activity (UDA)	30,813
Carry forward general activity (UDA)	0
19/20 Contracted orthodontic activity (UOA)	0
Carry forward orthodontic activity (UOA)	0
Baseline contract value	£911,074.93

ACCESS*

Patients seen in 24 months	Total	Change since previous quarter
Quarter ending September 2018	12,425	
Quarter ending December 2018	12,240	↓
Quarter ending March 2019	12,003	↓
Quarter ending June 2019	11,954	→
Quarter ending September 2019	11,847	→
Variance since September 2018	(4.7%)	↓



ACTIVITY



Month	Adjusted Scheduled Activity (UDA)	
	2019	2020
April	1,222	1,363
May	3,665	3,929
June	5,872	5,700
July	9,215	8,895
August	11,726	10,927
September	13,830	13,212
October	16,400	
November	18,751	
December	20,761	
January	22,718	
February	24,686	
March	26,789	
April	27,624	
May	27,619	
June	27,618	

QUALITY

	Quantity	Base Number	Contract	AT	Region	England
% of FP17s for the same patient ID Re-attending within 3 months - Children	152	2,466	6.2%	10.2%	11.3%	11.5%
% of FP17s for the same patient ID Re-attending within 3 months - Adults	640	6,213	10.3%	13.5%	14.7%	15.4%
% of FP17s for the same patient ID Re-attending between 3 & 9 months - Children	1,419	2,466	57.5%	60.8%	60.8%	59.7%
% of FP17s for the same patient ID Re-attending between 3 & 9 months - Adults	2,637	6,213	42.4%	50.2%	52.8%	51.7%
% of FP17s for Band 1 Urgent Courses	373	7,699	4.8%	9.2%	8.2%	9.2%
% of FP17s Relating to Free Repair or Replacements	27	7,699	0.4%	0.7%	0.7%	0.7%
% of FP17s Relating to Continuations	83	7,699	1.1%	0.8%	0.8%	0.8%
% of Patients satisfied with the dentistry they have received	7	8	N/A	93.2%	93.2%	93.5%
% of Patients satisfied with the time they had to wait for an appointment	8	8	N/A	86.3%	88.5%	87.4%

* This is based on patients treated on this contract for their most recent course of treatment. Figures in italics indicate the base number of FP17s or Patient Questionnaire responses are less than 100. N/A is shown where the base number of responses is less than 10 during the period. % is calculated as Quantity/Base number*100

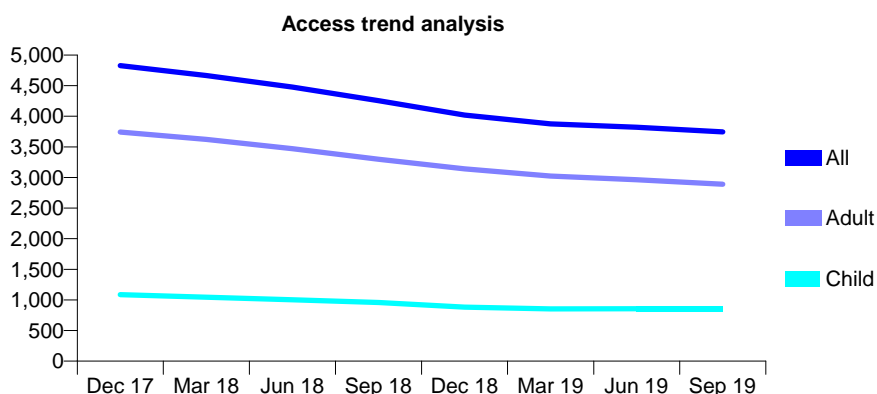
Q56 - Vital Signs At a Glance Contract Report for 159875/0001 - September 2019

Name or company name	Mazdak Eyrumlu and Honar Shakir
Contract type name	GDS Contract
Purpose of contract	General
Contract start date	01/07/2011
Contract end date	

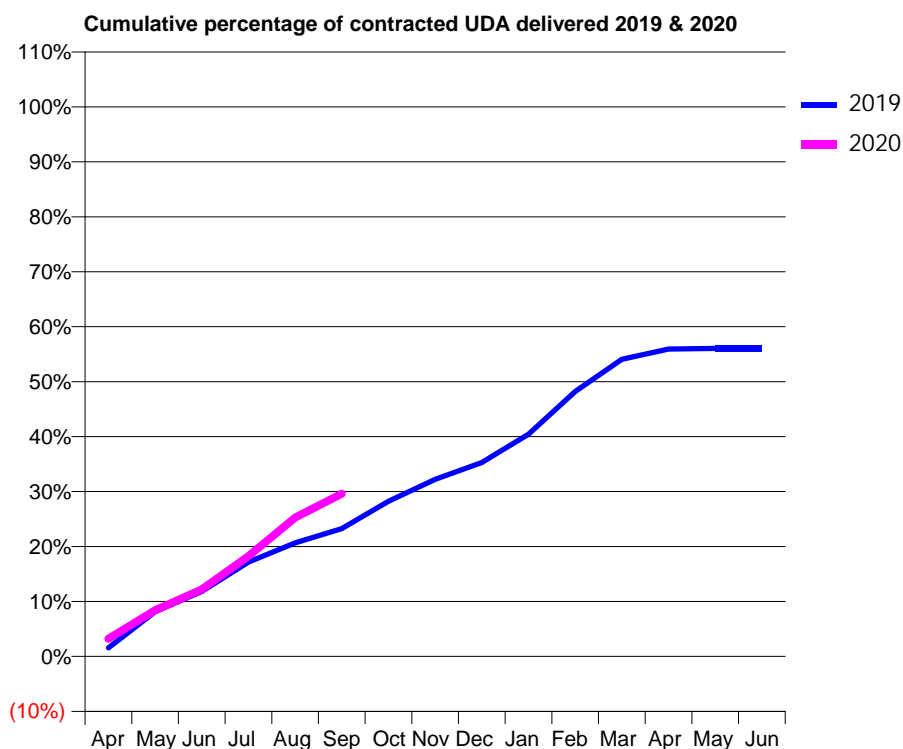
19/20 Contracted general activity (UDA)	16,500
Carry forward general activity (UDA)	0
19/20 Contracted orthodontic activity (UOA)	0
Carry forward orthodontic activity (UOA)	0
Baseline contract value	£425,057.59

ACCESS*

Patients seen in 24 months	Total	Change since previous quarter
Quarter ending September 2018	4,254	
Quarter ending December 2018	4,021	↓
Quarter ending March 2019	3,876	↓
Quarter ending June 2019	3,821	↓
Quarter ending September 2019	3,747	↓
Variance since September 2018	(11.9%)	↓



ACTIVITY



Month	2019	2020
April	260	531
May	1,343	1,387
June	1,946	2,011
July	2,832	3,012
August	3,411	4,170
September	3,837	4,885
October	4,661	
November	5,321	
December	5,820	
January	6,671	
February	7,952	
March	8,923	
April	9,226	
May	9,246	
June	9,246	

QUALITY

	Quantity	Base Number	Contract	AT	Region	England
% of FP17s for the same patient ID Re-attending within 3 months - Children	37	592	6.3%	10.2%	11.3%	11.5%
% of FP17s for the same patient ID Re-attending within 3 months - Adults	325	1,953	16.6%	13.5%	14.7%	15.4%
% of FP17s for the same patient ID Re-attending between 3 & 9 months - Children	284	592	48.0%	60.8%	60.8%	59.7%
% of FP17s for the same patient ID Re-attending between 3 & 9 months - Adults	827	1,953	42.3%	50.2%	52.8%	51.7%
% of FP17s for Band 1 Urgent Courses	277	2,396	11.6%	9.2%	8.2%	9.2%
% of FP17s Relating to Free Repair or Replacements	20	2,396	0.8%	0.7%	0.7%	0.7%
% of FP17s Relating to Continuations	42	2,396	1.8%	0.8%	0.8%	0.8%
% of Patients satisfied with the dentistry they have received	1	1	N/A	93.2%	93.2%	93.5%
% of Patients satisfied with the time they had to wait for an appointment	1	1	N/A	86.3%	88.5%	87.4%

* This is based on patients treated on this contract for their most recent course of treatment. Figures in italics indicate the base number of FP17s or Patient Questionnaire responses are less than 100. N/A is shown where the base number of responses is less than 10 during the period. % is calculated as Quantity/Base number*100

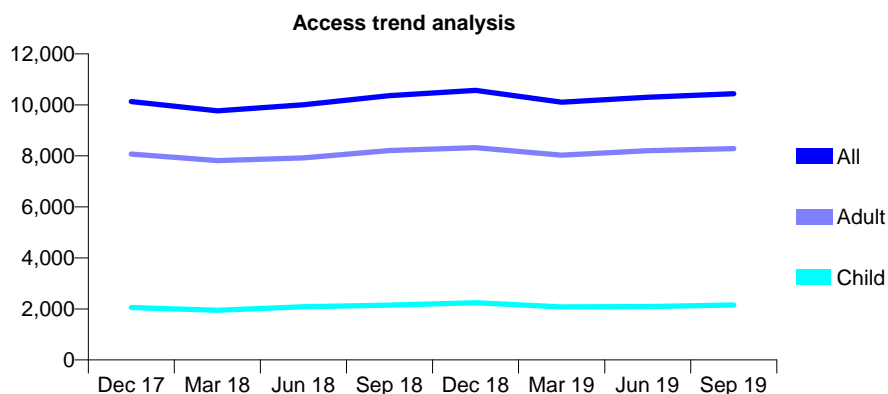
Q56 - Vital Signs At a Glance Contract Report for 162833/0001 - September 2019

Name or company name	Parish Vaid & Snehal Radia & Sanjay Shah
Contract type name	GDS Contract
Purpose of contract	General
Contract start date	01/11/2013
Contract end date	

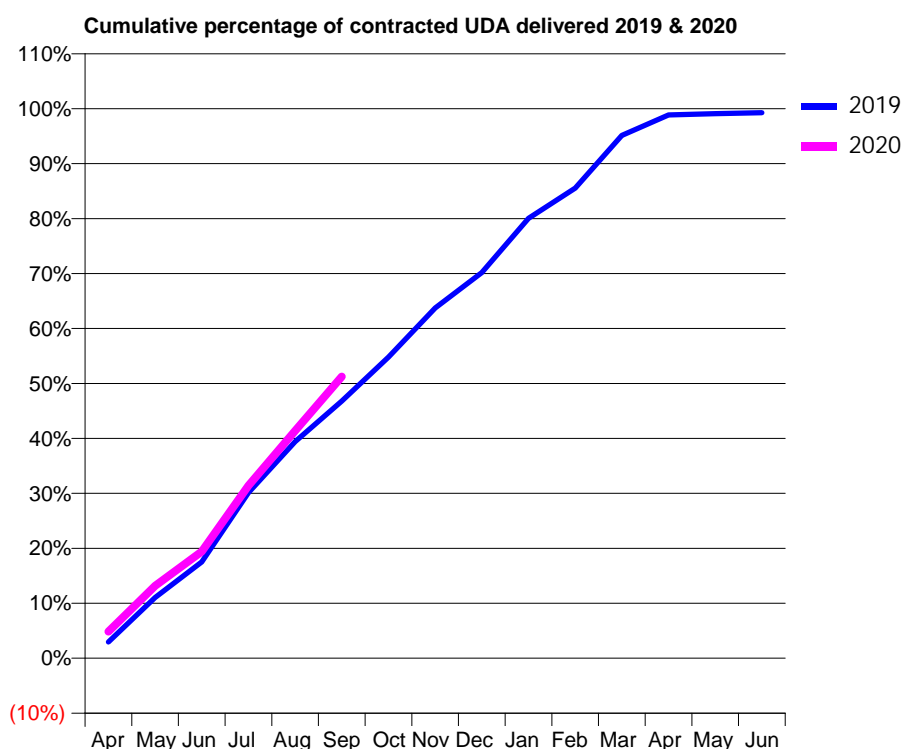
19/20 Contracted general activity (UDA)	31,173
Carry forward general activity (UDA)	0
19/20 Contracted orthodontic activity (UOA)	0
Carry forward orthodontic activity (UOA)	0
Baseline contract value	£977,543.28

ACCESS*

Patients seen in 24 months	Total	Change since previous quarter
Quarter ending September 2018	10,359	
Quarter ending December 2018	10,569	↑
Quarter ending March 2019	10,106	↓
Quarter ending June 2019	10,297	→
Quarter ending September 2019	10,440	→
Variance since September 2018	0.8%	→



ACTIVITY



Month	2019	2020
April	919	1,512
May	3,447	4,115
June	5,457	6,058
July	9,388	9,794
August	12,287	12,899
September	14,580	15,971
October	17,074	
November	19,865	
December	21,873	
January	24,949	
February	26,671	
March	29,649	
April	30,814	
May	30,894	
June	30,946	

QUALITY

	Quantity	Base Number	Contract	AT	Region	England
% of FP17s for the same patient ID Re-attending within 3 months - Children	137	1,849	7.4%	10.2%	11.3%	11.5%
% of FP17s for the same patient ID Re-attending within 3 months - Adults	970	6,707	14.5%	13.5%	14.7%	15.4%
% of FP17s for the same patient ID Re-attending between 3 & 9 months - Children	883	1,849	47.8%	60.8%	60.8%	59.7%
% of FP17s for the same patient ID Re-attending between 3 & 9 months - Adults	2,890	6,707	43.1%	50.2%	52.8%	51.7%
% of FP17s for Band 1 Urgent Courses	1,374	8,019	17.1%	9.2%	8.2%	9.2%
% of FP17s Relating to Free Repair or Replacements	64	8,019	0.8%	0.7%	0.7%	0.7%
% of FP17s Relating to Continuations	55	8,019	0.7%	0.8%	0.8%	0.8%
% of Patients satisfied with the dentistry they have received	3	3	N/A	93.2%	93.2%	93.5%
% of Patients satisfied with the time they had to wait for an appointment	3	3	N/A	86.3%	88.5%	87.4%

* This is based on patients treated on this contract for their most recent course of treatment. Figures in italics indicate the base number of FP17s or Patient Questionnaire responses are less than 100. N/A is shown where the base number of responses is less than 10 during the period. % is calculated as Quantity/Base number*100

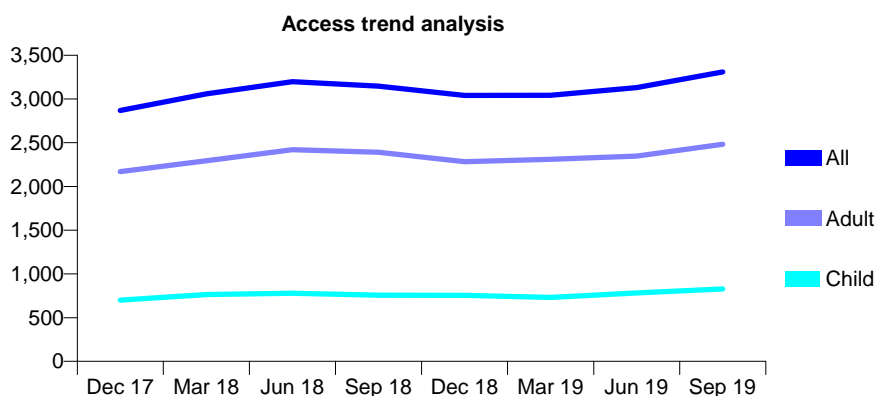
Q56 - Vital Signs At a Glance Contract Report for 162833/0002 - September 2019

Name or company name	Parish Vaid & Snehal Radia & Sanjay Shah
Contract type name	PDS Plus Contract
Purpose of contract	General
Contract start date	15/11/2013
Contract end date	31/03/2020

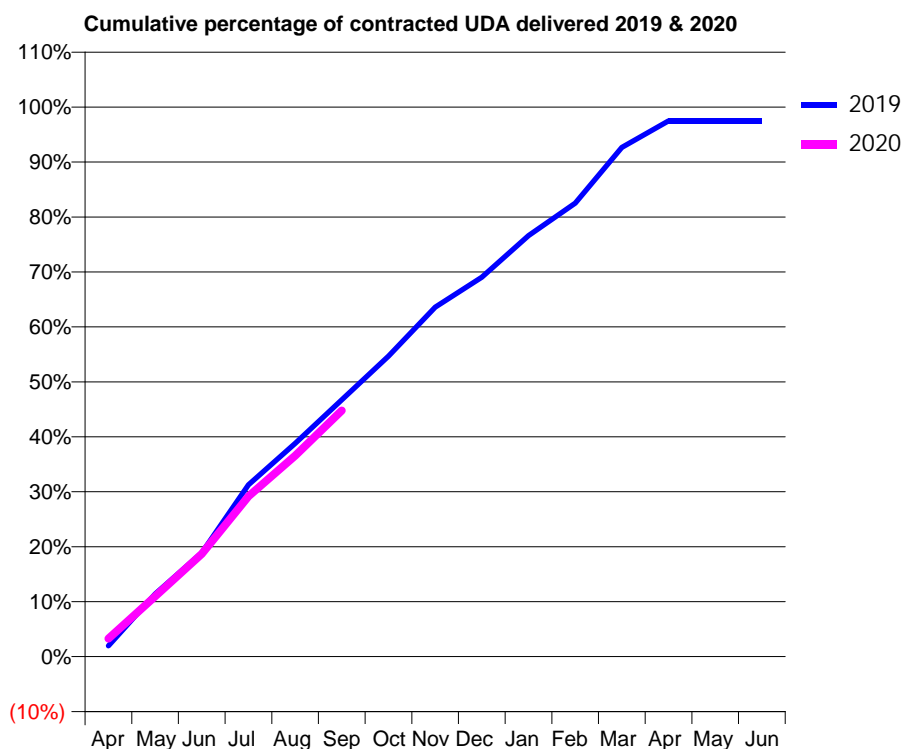
19/20 Contracted general activity (UDA)	8,000
Carry forward general activity (UDA)	200
19/20 Contracted orthodontic activity (UOA)	0
Carry forward orthodontic activity (UOA)	0
Baseline contract value	£162,036.68

ACCESS*

Patients seen in 24 months	Total	Change since previous quarter
Quarter ending September 2018	3,147	
Quarter ending December 2018	3,040	↓
Quarter ending March 2019	3,042	→
Quarter ending June 2019	3,130	↑
Quarter ending September 2019	3,310	↑
Variance since September 2018	5.2%	↑



ACTIVITY



Month	Adjusted Scheduled Activity (UDA)	
	2019	2020
April	158	264
May	912	879
June	1,511	1,495
July	2,502	2,334
August	3,105	2,925
September	3,738	3,583
October	4,376	
November	5,087	
December	5,522	
January	6,128	
February	6,601	
March	7,413	
April	7,800	
May	7,800	
June	7,800	

QUALITY

	Quantity	Base Number	Contract	AT	Region	England
% of FP17s for the same patient ID Re-attending within 3 months - Children	53	764	6.9%	10.2%	11.3%	11.5%
% of FP17s for the same patient ID Re-attending within 3 months - Adults	235	1,823	12.9%	13.5%	14.7%	15.4%
% of FP17s for the same patient ID Re-attending between 3 & 9 months - Children	471	764	61.6%	60.8%	60.8%	59.7%
% of FP17s for the same patient ID Re-attending between 3 & 9 months - Adults	628	1,823	34.4%	50.2%	52.8%	51.7%
% of FP17s for Band 1 Urgent Courses	187	2,409	7.8%	9.2%	8.2%	9.2%
% of FP17s Relating to Free Repair or Replacements	12	2,409	0.5%	0.7%	0.7%	0.7%
% of FP17s Relating to Continuations	36	2,409	1.5%	0.8%	0.8%	0.8%
% of Patients satisfied with the dentistry they have received	0	0	N/A	93.2%	93.2%	93.5%
% of Patients satisfied with the time they had to wait for an appointment	0	0	N/A	86.3%	88.5%	87.4%

* This is based on patients treated on this contract for their most recent course of treatment. Figures in italics indicate the base number of FP17s or Patient Questionnaire responses are less than 100. N/A is shown where the base number of responses is less than 10 during the period. % is calculated as Quantity/Base number*100

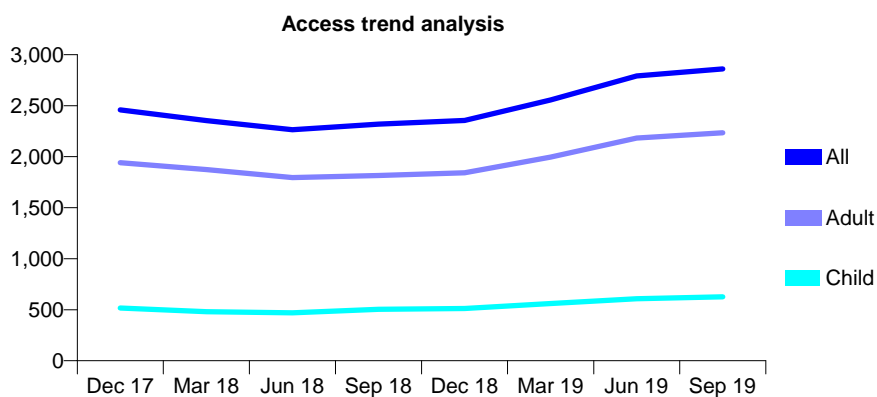
Q56 - Vital Signs At a Glance Contract Report for 162833/0003 - September 2019

Name or company name	Parish Vaid & Snehal Radia & Sanjay Shah
Contract type name	GDS Contract
Purpose of contract	General
Contract start date	15/11/2013
Contract end date	

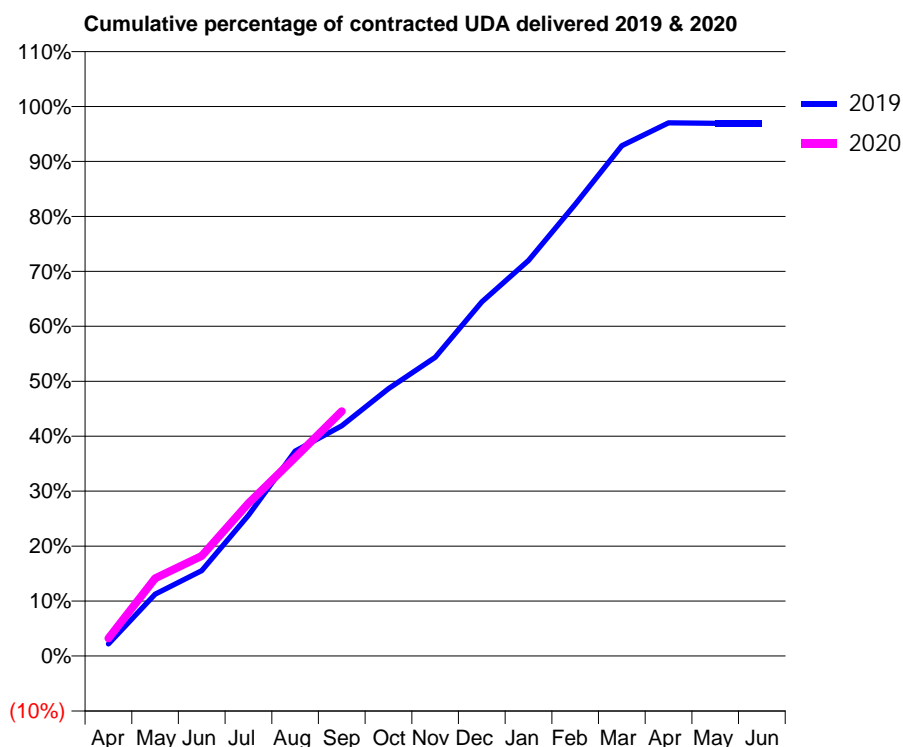
19/20 Contracted general activity (UDA)	7,185
Carry forward general activity (UDA)	220
19/20 Contracted orthodontic activity (UOA)	0
Carry forward orthodontic activity (UOA)	0
Baseline contract value	£196,002.78

ACCESS*

Patients seen in 24 months	Total	Change since previous quarter
Quarter ending September 2018	2,319	
Quarter ending December 2018	2,355	→
Quarter ending March 2019	2,556	↑
Quarter ending June 2019	2,791	↑
Quarter ending September 2019	2,861	↑
Variance since September 2018	23.4%	↑



ACTIVITY



Month	Adjusted Scheduled Activity (UDA)	
	2019	2020
April	158	232
May	808	1,016
June	1,117	1,309
July	1,840	1,998
August	2,679	2,595
September	3,010	3,200
October	3,496	
November	3,905	
December	4,630	
January	5,173	
February	5,906	
March	6,671	
April	6,969	
May	6,965	
June	6,965	

QUALITY

	Quantity	Base Number	Contract	AT	Region	England
% of FP17s for the same patient ID Re-attending within 3 months - Children	28	479	5.8%	10.2%	11.3%	11.5%
% of FP17s for the same patient ID Re-attending within 3 months - Adults	135	1,635	8.3%	13.5%	14.7%	15.4%
% of FP17s for the same patient ID Re-attending between 3 & 9 months - Children	217	479	45.3%	60.8%	60.8%	59.7%
% of FP17s for the same patient ID Re-attending between 3 & 9 months - Adults	785	1,635	48.0%	50.2%	52.8%	51.7%
% of FP17s for Band 1 Urgent Courses	138	1,999	6.9%	9.2%	8.2%	9.2%
% of FP17s Relating to Free Repair or Replacements	10	1,999	0.5%	0.7%	0.7%	0.7%
% of FP17s Relating to Continuations	16	1,999	0.8%	0.8%	0.8%	0.8%
% of Patients satisfied with the dentistry they have received	0	0	N/A	93.2%	93.2%	93.5%
% of Patients satisfied with the time they had to wait for an appointment	0	0	N/A	86.3%	88.5%	87.4%

* This is based on patients treated on this contract for their most recent course of treatment. Figures in italics indicate the base number of FP17s or Patient Questionnaire responses are less than 100. N/A is shown where the base number of responses is less than 10 during the period. % is calculated as Quantity/Base number*100

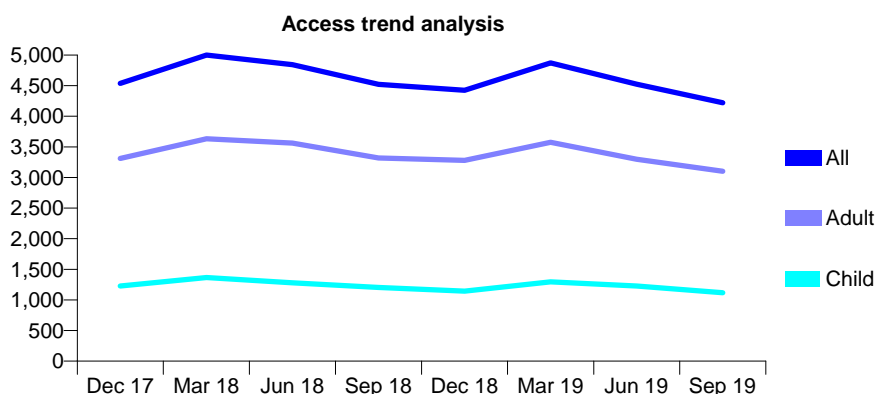
Q56 - Vital Signs At a Glance Contract Report for 162833/0004 - September 2019

Name or company name	Parish Vaid & Snehal Radia & Sanjay Shah
Contract type name	GDS Contract
Purpose of contract	General
Contract start date	15/11/2013
Contract end date	

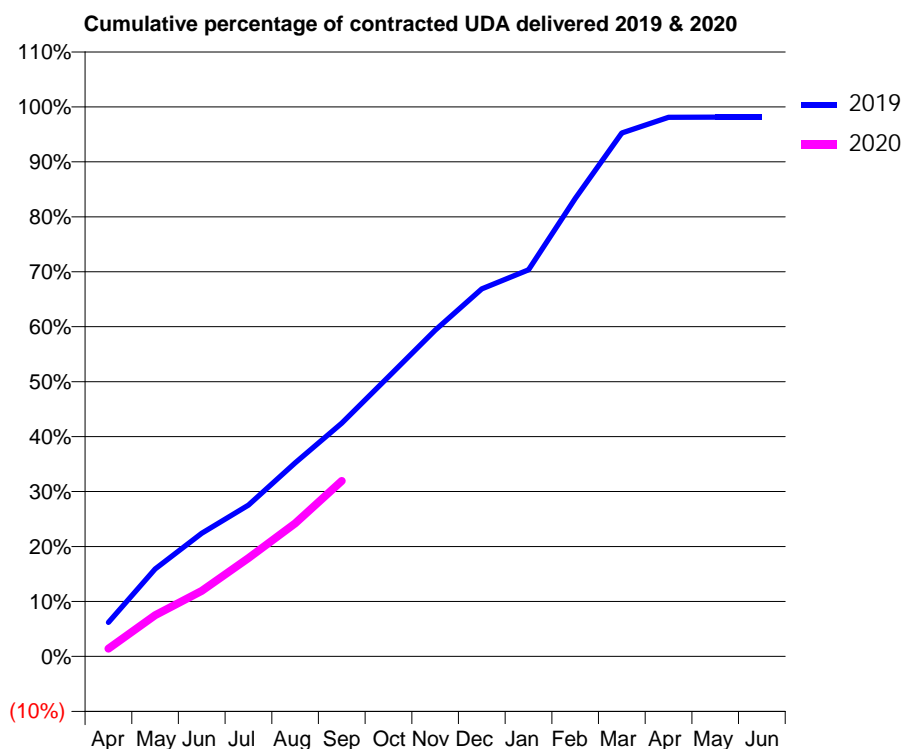
19/20 Contracted general activity (UDA)	14,285
Carry forward general activity (UDA)	268
19/20 Contracted orthodontic activity (UOA)	0
Carry forward orthodontic activity (UOA)	0
Baseline contract value	£381,250.50

ACCESS*

Patients seen in 24 months	Total	Change since previous quarter
Quarter ending September 2018	4,522	
Quarter ending December 2018	4,425	↓
Quarter ending March 2019	4,872	↑
Quarter ending June 2019	4,525	↓
Quarter ending September 2019	4,221	↓
Variance since September 2018	(6.7%)	↓



ACTIVITY



Month	Adjusted Scheduled Activity (UDA)	
	2019	2020
April	885	203
May	2,275	1,074
June	3,202	1,705
July	3,934	2,555
August	5,030	3,462
September	6,064	4,565
October	7,272	
November	8,482	
December	9,552	
January	10,049	
February	11,905	
March	13,606	
April	14,015	
May	14,017	
June	14,017	

QUALITY

	Quantity	Base Number	Contract	AT	Region	England
% of FP17s for the same patient ID Re-attending within 3 months - Children	24	744	3.2%	10.2%	11.3%	11.5%
% of FP17s for the same patient ID Re-attending within 3 months - Adults	220	2,007	11.0%	13.5%	14.7%	15.4%
% of FP17s for the same patient ID Re-attending between 3 & 9 months - Children	376	744	50.5%	60.8%	60.8%	59.7%
% of FP17s for the same patient ID Re-attending between 3 & 9 months - Adults	775	2,007	38.6%	50.2%	52.8%	51.7%
% of FP17s for Band 1 Urgent Courses	364	2,566	14.2%	9.2%	8.2%	9.2%
% of FP17s Relating to Free Repair or Replacements	20	2,566	0.8%	0.7%	0.7%	0.7%
% of FP17s Relating to Continuations	17	2,566	0.7%	0.8%	0.8%	0.8%
% of Patients satisfied with the dentistry they have received	1	1	N/A	93.2%	93.2%	93.5%
% of Patients satisfied with the time they had to wait for an appointment	1	1	N/A	86.3%	88.5%	87.4%

* This is based on patients treated on this contract for their most recent course of treatment. Figures in italics indicate the base number of FP17s or Patient Questionnaire responses are less than 100. N/A is shown where the base number of responses is less than 10 during the period. % is calculated as Quantity/Base number*100

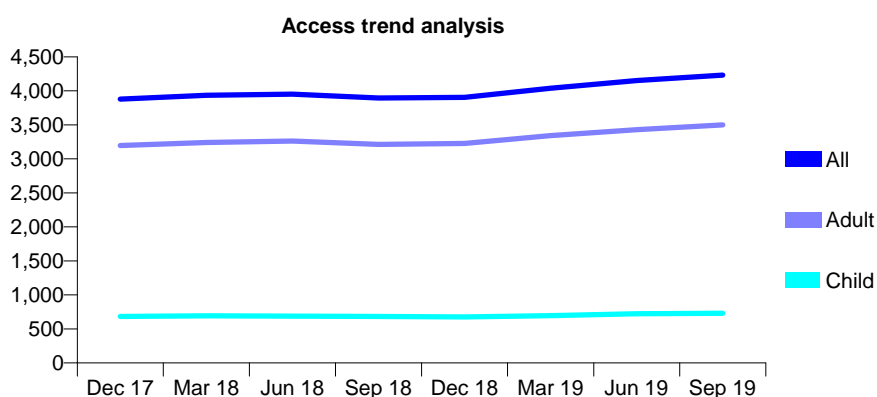
Q56 - Vital Signs At a Glance Contract Report for 162833/0005 - September 2019

Name or company name	Parish Vaid & Snehal Radia & Sanjay Shah
Contract type name	Pilot Contract
Purpose of contract	General
Contract start date	15/11/2013
Contract end date	

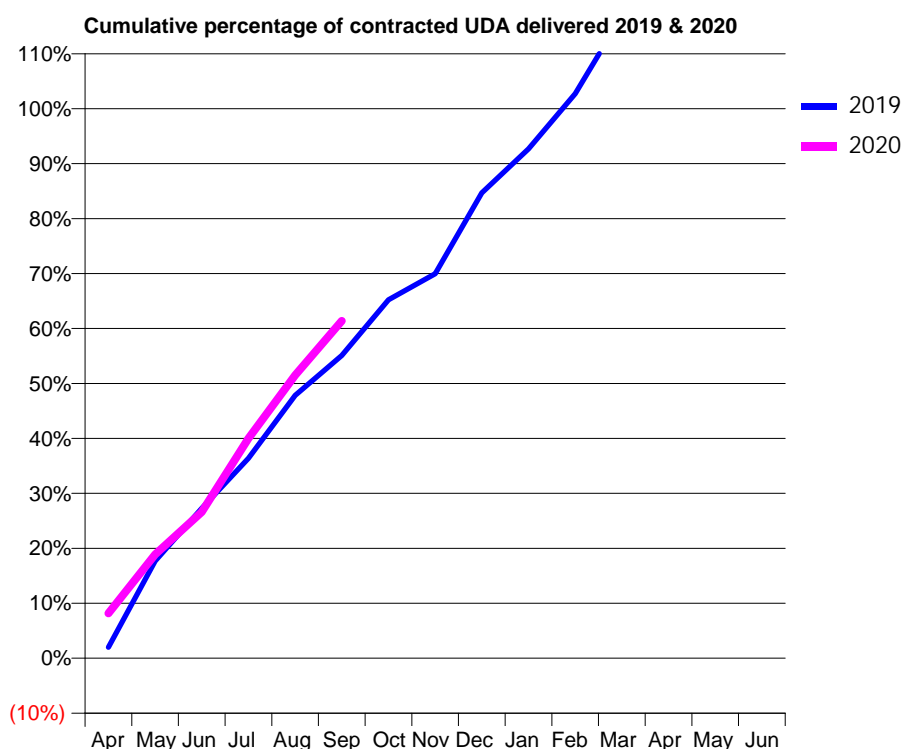
19/20 Contracted general activity (UDA)	7,509
Carry forward general activity (UDA)	0
19/20 Contracted orthodontic activity (UOA)	0
Carry forward orthodontic activity (UOA)	0
Baseline contract value	£308,580.67

ACCESS*

Patients seen in 24 months	Total	Change since previous quarter
Quarter ending September 2018	3,896	
Quarter ending December 2018	3,904	→
Quarter ending March 2019	4,039	↑
Quarter ending June 2019	4,151	↑
Quarter ending September 2019	4,232	→
Variance since September 2018	8.6%	↑



ACTIVITY



Month	2019	2020
April	150	613
May	1,329	1,419
June	2,047	1,998
July	2,732	3,004
August	3,593	3,867
September	4,137	4,609
October	4,898	
November	5,255	
December	6,359	
January	6,960	
February	7,714	
March	8,768	
April	9,242	
May	9,241	
June	9,241	

QUALITY

	Quantity	Base Number	Contract	AT	Region	England
% of FP17s for the same patient ID Re-attending within 3 months - Children	17	543	3.1%	10.2%	11.3%	11.5%
% of FP17s for the same patient ID Re-attending within 3 months - Adults	415	2,628	15.8%	13.5%	14.7%	15.4%
% of FP17s for the same patient ID Re-attending between 3 & 9 months - Children	329	543	60.6%	60.8%	60.8%	59.7%
% of FP17s for the same patient ID Re-attending between 3 & 9 months - Adults	1,199	2,628	45.6%	50.2%	52.8%	51.7%
% of FP17s for Band 1 Urgent Courses	247	2,902	8.5%	9.2%	8.2%	9.2%
% of FP17s Relating to Free Repair or Replacements	16	2,902	0.6%	0.7%	0.7%	0.7%
% of FP17s Relating to Continuations	88	2,902	3.0%	0.8%	0.8%	0.8%
% of Patients satisfied with the dentistry they have received	2	2	N/A	93.2%	93.2%	93.5%
% of Patients satisfied with the time they had to wait for an appointment	1	2	N/A	86.3%	88.5%	87.4%

* This is based on patients treated on this contract for their most recent course of treatment.

Figures in italics indicate the base number of FP17s or Patient Questionnaire responses are less than 100. N/A is shown where the base number of responses is less than 10 during the period. % is calculated as Quantity/Base number*100

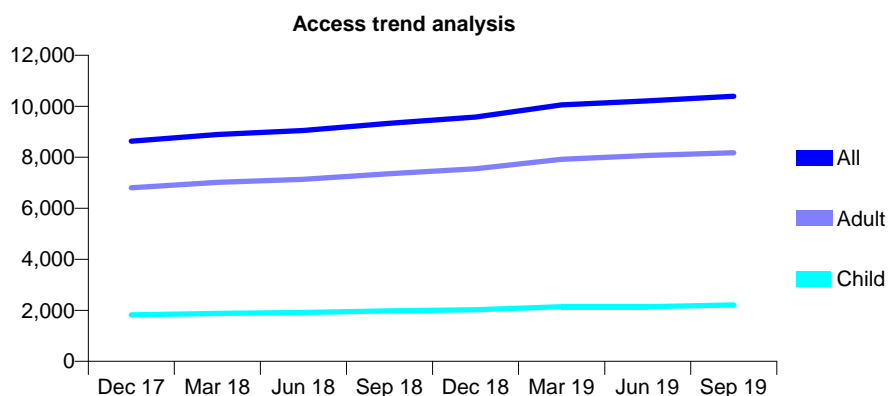
Q56 - Vital Signs At a Glance Contract Report for 162981/0001 - September 2019

Name or company name	Esmerelle Limited
Contract type name	GDS Contract
Purpose of contract	General and Orthodontic
Contract start date	01/08/2011
Contract end date	

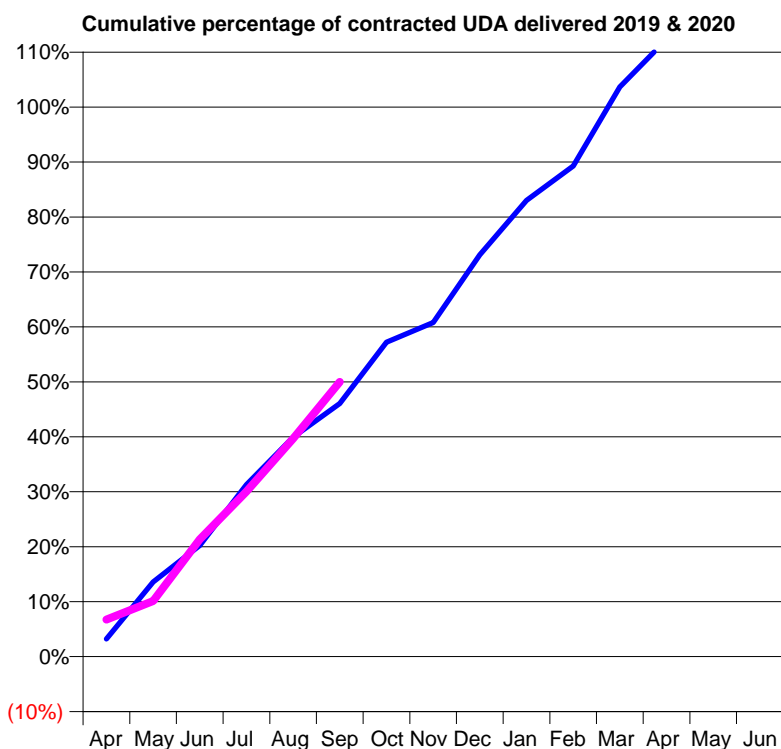
19/20 Contracted general activity (UDA)	28,860
Carry forward general activity (UDA)	-577
19/20 Contracted orthodontic activity (UOA)	64
Carry forward orthodontic activity (UOA)	0
Baseline contract value	£767,087.59

ACCESS*

Patients seen in 24 months	Total	Change since previous quarter
Quarter ending September 2018	9,332	
Quarter ending December 2018	9,574	↑
Quarter ending March 2019	10,058	↑
Quarter ending June 2019	10,215	→
Quarter ending September 2019	10,393	→
Variance since September 2018	11.4%	↑



ACTIVITY



Month	Adjusted Scheduled Activity (UDA)	
	2019	2020
April	925	1,945
May	3,918	2,926
June	5,840	6,162
July	9,034	8,668
August	11,525	11,455
September	13,297	14,420
October	16,510	
November	17,549	
December	21,101	
January	23,957	
February	25,761	
March	29,912	
April	32,413	
May	32,412	
June	32,413	

QUALITY

	Quantity	Base Number	Contract	AT	Region	England
% of FP17s for the same patient ID Re-attending within 3 months - Children	163	1,895	8.6%	10.2%	11.3%	11.5%
% of FP17s for the same patient ID Re-attending within 3 months - Adults	780	6,053	12.9%	13.5%	14.7%	15.4%
% of FP17s for the same patient ID Re-attending between 3 & 9 months - Children	1,214	1,895	64.1%	60.8%	60.8%	59.7%
% of FP17s for the same patient ID Re-attending between 3 & 9 months - Adults	3,420	6,053	56.5%	50.2%	52.8%	51.7%
% of FP17s for Band 1 Urgent Courses	526	6,977	7.5%	9.2%	8.2%	9.2%
% of FP17s Relating to Free Repair or Replacements	48	6,977	0.7%	0.7%	0.7%	0.7%
% of FP17s Relating to Continuations	37	6,977	0.5%	0.8%	0.8%	0.8%
% of Patients satisfied with the dentistry they have received	6	6	N/A	93.2%	93.2%	93.5%
% of Patients satisfied with the time they had to wait for an appointment	6	6	N/A	86.3%	88.5%	87.4%

* This is based on patients treated on this contract for their most recent course of treatment. Figures in italics indicate the base number of FP17s or Patient Questionnaire responses are less than 100. N/A is shown where the base number of responses is less than 10 during the period. % is calculated as Quantity/Base number*100

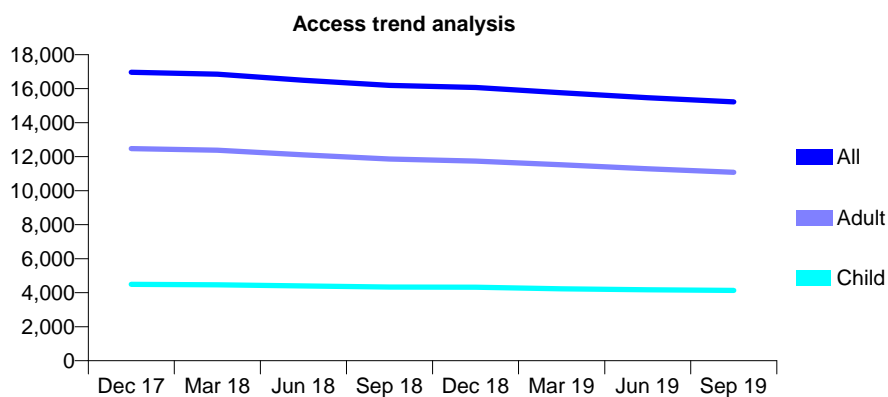
Q56 - Vital Signs At a Glance Contract Report for 163570/0001 - September 2019

Name or company name	Chequer Hall Dental Practice
Contract type name	GDS Contract
Purpose of contract	General
Contract start date	01/04/2011
Contract end date	

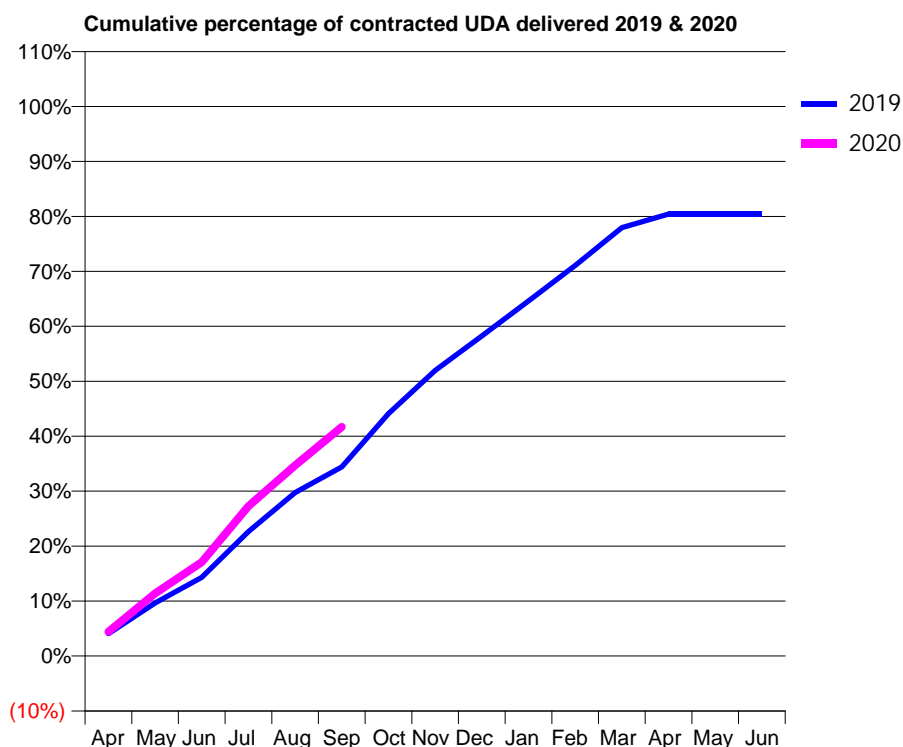
19/20 Contracted general activity (UDA)	40,000
Carry forward general activity (UDA)	0
19/20 Contracted orthodontic activity (UOA)	0
Carry forward orthodontic activity (UOA)	0
Baseline contract value	£1,234,855.10

ACCESS*

Patients seen in 24 months	Total	Change since previous quarter
Quarter ending September 2018	16,191	
Quarter ending December 2018	16,070	→
Quarter ending March 2019	15,757	↓
Quarter ending June 2019	15,467	↓
Quarter ending September 2019	15,223	↓
Variance since September 2018	(6.0%)	↓



ACTIVITY



Month	Adjusted Scheduled Activity (UDA)	
	2019	2020
April	1,828	1,762
May	4,347	4,561
June	6,439	6,825
July	10,201	10,908
August	13,394	13,877
September	15,502	16,680
October	19,857	
November	23,404	
December	26,223	
January	29,093	
February	32,001	
March	35,088	
April	36,214	
May	36,212	
June	36,208	

QUALITY

	Quantity	Base Number	Contract	AT	Region	England
% of FP17s for the same patient ID Re-attending within 3 months - Children	143	3,180	4.5%	10.2%	11.3%	11.5%
% of FP17s for the same patient ID Re-attending within 3 months - Adults	639	6,904	9.3%	13.5%	14.7%	15.4%
% of FP17s for the same patient ID Re-attending between 3 & 9 months - Children	1,878	3,180	59.1%	60.8%	60.8%	59.7%
% of FP17s for the same patient ID Re-attending between 3 & 9 months - Adults	3,155	6,904	45.7%	50.2%	52.8%	51.7%
% of FP17s for Band 1 Urgent Courses	435	9,473	4.6%	9.2%	8.2%	9.2%
% of FP17s Relating to Free Repair or Replacements	66	9,473	0.7%	0.7%	0.7%	0.7%
% of FP17s Relating to Continuations	83	9,473	0.9%	0.8%	0.8%	0.8%
% of Patients satisfied with the dentistry they have received	2	2	N/A	93.2%	93.2%	93.5%
% of Patients satisfied with the time they had to wait for an appointment	2	2	N/A	86.3%	88.5%	87.4%

* This is based on patients treated on this contract for their most recent course of treatment. Figures in italics indicate the base number of FP17s or Patient Questionnaire responses are less than 100. N/A is shown where the base number of responses is less than 10 during the period. % is calculated as Quantity/Base number*100

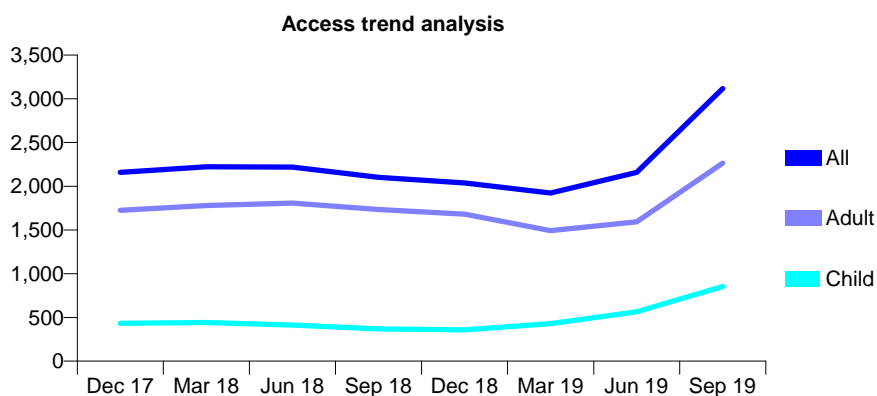
Q56 - Vital Signs At a Glance Contract Report for 167231/0001 - September 2019

Name or company name	Onefiveseven Partnership
Contract type name	GDS Contract
Purpose of contract	General
Contract start date	12/10/2009
Contract end date	

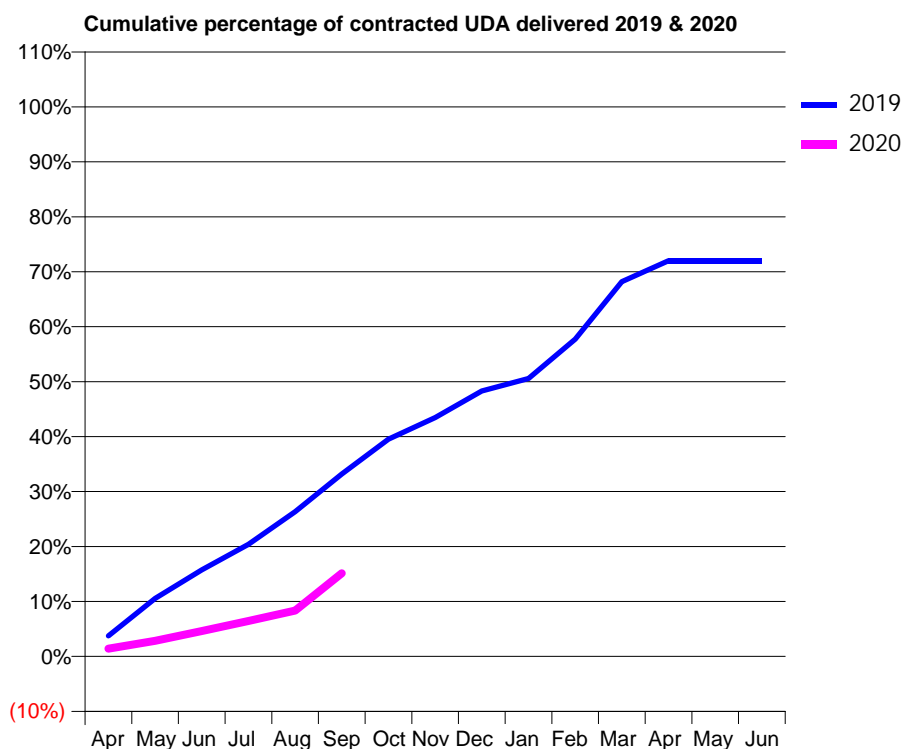
19/20 Contracted general activity (UDA)	25,340
Carry forward general activity (UDA)	0
19/20 Contracted orthodontic activity (UOA)	0
Carry forward orthodontic activity (UOA)	0
Baseline contract value	£740,941.60

ACCESS*

Patients seen in 24 months	Total	Change since previous quarter
Quarter ending September 2018	2,102	
Quarter ending December 2018	2,038	↓
Quarter ending March 2019	1,923	↓
Quarter ending June 2019	2,158	↑
Quarter ending September 2019	3,118	↑
Variance since September 2018	48.3%	↑



ACTIVITY



Month	2019	2020
April	233	358
May	657	721
June	978	1,172
July	1,266	1,634
August	1,636	2,116
September	2,061	3,832
October	2,454	
November	2,700	
December	2,999	
January	3,139	
February	3,585	
March	4,234	
April	4,470	
May	4,471	
June	4,471	

QUALITY

	Quantity	Base Number	Contract	AT	Region	England
% of FP17s for the same patient ID Re-attending within 3 months - Children	36	825	4.4%	10.2%	11.3%	11.5%
% of FP17s for the same patient ID Re-attending within 3 months - Adults	124	1,730	7.2%	13.5%	14.7%	15.4%
% of FP17s for the same patient ID Re-attending between 3 & 9 months - Children	243	825	29.5%	60.8%	60.8%	59.7%
% of FP17s for the same patient ID Re-attending between 3 & 9 months - Adults	407	1,730	23.5%	50.2%	52.8%	51.7%
% of FP17s for Band 1 Urgent Courses	143	2,353	6.1%	9.2%	8.2%	9.2%
% of FP17s Relating to Free Repair or Replacements	22	2,353	0.9%	0.7%	0.7%	0.7%
% of FP17s Relating to Continuations	25	2,353	1.1%	0.8%	0.8%	0.8%
% of Patients satisfied with the dentistry they have received	1	1	N/A	93.2%	93.2%	93.5%
% of Patients satisfied with the time they had to wait for an appointment	1	1	N/A	86.3%	88.5%	87.4%

* This is based on patients treated on this contract for their most recent course of treatment. Figures in italics indicate the base number of FP17s or Patient Questionnaire responses are less than 100. N/A is shown where the base number of responses is less than 10 during the period. % is calculated as Quantity/Base number*100

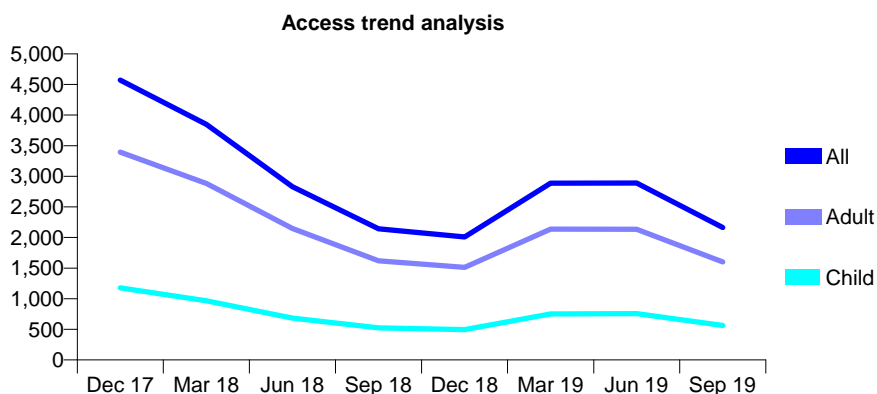
Q56 - Vital Signs At a Glance Contract Report for 167231/0002 - September 2019

Name or company name	Onefiveseven Partnership
Contract type name	GDS Contract
Purpose of contract	General
Contract start date	12/10/2009
Contract end date	

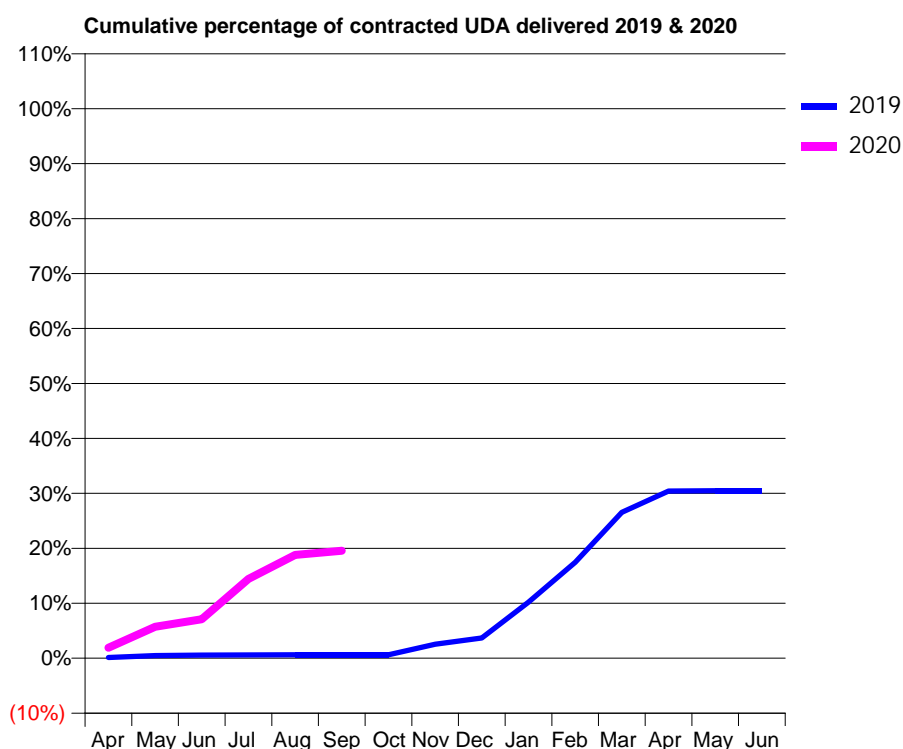
19/20 Contracted general activity (UDA)	11,708
Carry forward general activity (UDA)	0
19/20 Contracted orthodontic activity (UOA)	0
Carry forward orthodontic activity (UOA)	0
Baseline contract value	£329,830.78

ACCESS*

Patients seen in 24 months	Total	Change since previous quarter
Quarter ending September 2018	2,143	
Quarter ending December 2018	2,009	↓
Quarter ending March 2019	2,887	↑
Quarter ending June 2019	2,891	→
Quarter ending September 2019	2,165	↓
Variance since September 2018	1.0%	→



ACTIVITY



Month	2019	2020
April	17	222
May	55	668
June	67	832
July	71	1,689
August	72	2,201
September	74	2,292
October	74	
November	299	
December	430	
January	1,194	
February	2,044	
March	3,108	
April	3,560	
May	3,570	
June	3,569	

QUALITY

	Quantity	Base Number	Contract	AT	Region	England
% of FP17s for the same patient ID Re-attending within 3 months - Children	20	356	5.6%	10.2%	11.3%	11.5%
% of FP17s for the same patient ID Re-attending within 3 months - Adults	71	962	7.4%	13.5%	14.7%	15.4%
% of FP17s for the same patient ID Re-attending between 3 & 9 months - Children	91	356	25.6%	60.8%	60.8%	59.7%
% of FP17s for the same patient ID Re-attending between 3 & 9 months - Adults	191	962	19.9%	50.2%	52.8%	51.7%
% of FP17s for Band 1 Urgent Courses	73	1,106	6.6%	9.2%	8.2%	9.2%
% of FP17s Relating to Free Repair or Replacements	0	1,106	0.0%	0.7%	0.7%	0.7%
% of FP17s Relating to Continuations	6	1,106	0.5%	0.8%	0.8%	0.8%
% of Patients satisfied with the dentistry they have received	2	2	N/A	93.2%	93.2%	93.5%
% of Patients satisfied with the time they had to wait for an appointment	2	2	N/A	86.3%	88.5%	87.4%

* This is based on patients treated on this contract for their most recent course of treatment.

Figures in italics indicate the base number of FP17s or Patient Questionnaire responses are less than 100. N/A is shown where the base number of responses is less than 10 during the period. % is calculated as Quantity/Base number*100

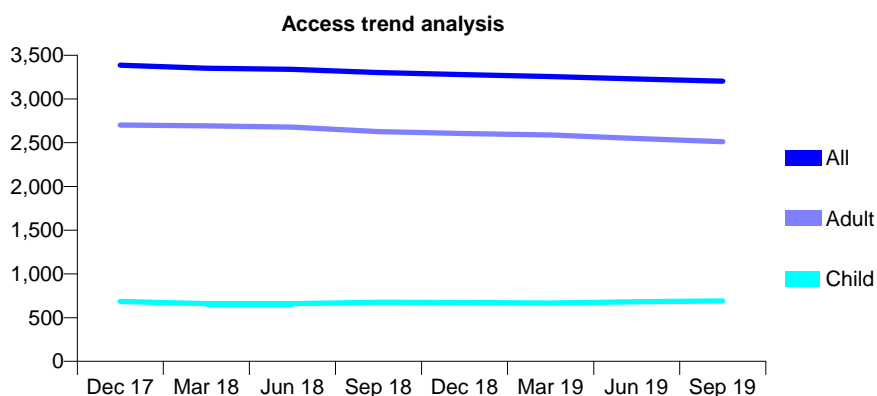
Q56 - Vital Signs At a Glance Contract Report for 168300/0001 - September 2019

Name or company name	Witard Dental Practice
Contract type name	GDS Contract
Purpose of contract	General
Contract start date	05/05/2011
Contract end date	

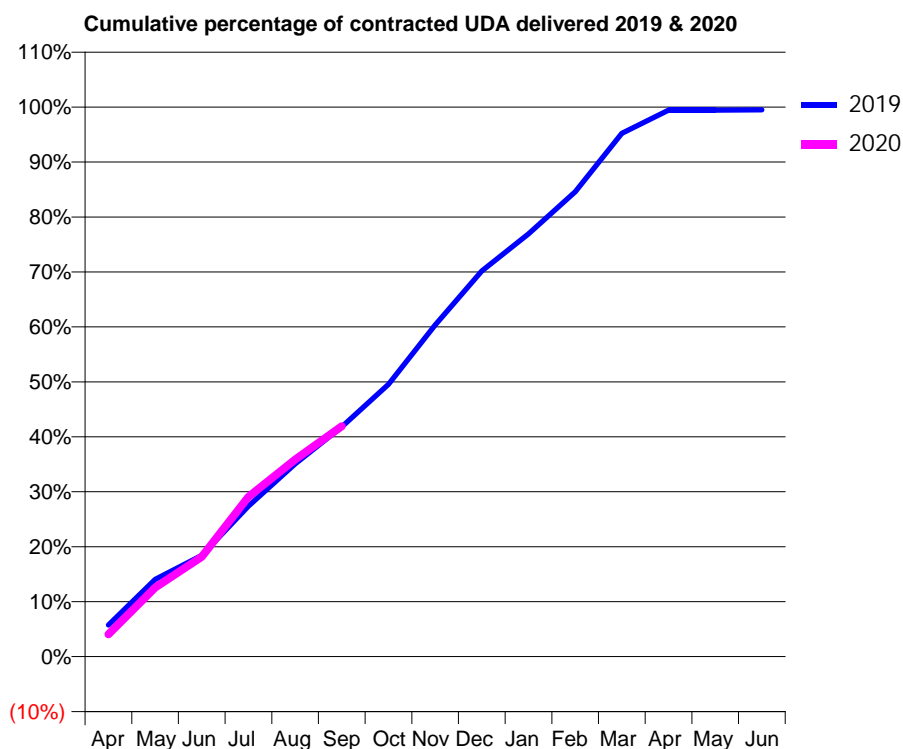
19/20 Contracted general activity (UDA)	13,132
Carry forward general activity (UDA)	66
19/20 Contracted orthodontic activity (UOA)	0
Carry forward orthodontic activity (UOA)	0
Baseline contract value	£321,058.45

ACCESS*

Patients seen in 24 months	Total	Change since previous quarter
Quarter ending September 2018	3,303	
Quarter ending December 2018	3,278	→
Quarter ending March 2019	3,256	→
Quarter ending June 2019	3,230	→
Quarter ending September 2019	3,204	→
Variance since September 2018	(3.0%)	↓



ACTIVITY



Month	Adjusted Scheduled Activity (UDA)	
	2019	2020
April	756	533
May	1,847	1,649
June	2,420	2,385
July	3,597	3,819
August	4,608	4,712
September	5,490	5,505
October	6,510	
November	7,927	
December	9,214	
January	10,099	
February	11,107	
March	12,504	
April	13,059	
May	13,057	
June	13,066	

QUALITY

	Quantity	Base Number	Contract	AT	Region	England
% of FP17s for the same patient ID Re-attending within 3 months - Children	35	484	7.2%	10.2%	11.3%	11.5%
% of FP17s for the same patient ID Re-attending within 3 months - Adults	292	1,774	16.5%	13.5%	14.7%	15.4%
% of FP17s for the same patient ID Re-attending between 3 & 9 months - Children	245	484	50.6%	60.8%	60.8%	59.7%
% of FP17s for the same patient ID Re-attending between 3 & 9 months - Adults	953	1,774	53.7%	50.2%	52.8%	51.7%
% of FP17s for Band 1 Urgent Courses	168	2,107	8.0%	9.2%	8.2%	9.2%
% of FP17s Relating to Free Repair or Replacements	14	2,107	0.7%	0.7%	0.7%	0.7%
% of FP17s Relating to Continuations	30	2,107	1.4%	0.8%	0.8%	0.8%
% of Patients satisfied with the dentistry they have received	0	1	N/A	93.2%	93.2%	93.5%
% of Patients satisfied with the time they had to wait for an appointment	0	1	N/A	86.3%	88.5%	87.4%

* This is based on patients treated on this contract for their most recent course of treatment. Figures in italics indicate the base number of FP17s or Patient Questionnaire responses are less than 100. N/A is shown where the base number of responses is less than 10 during the period. % is calculated as Quantity/Base number*100

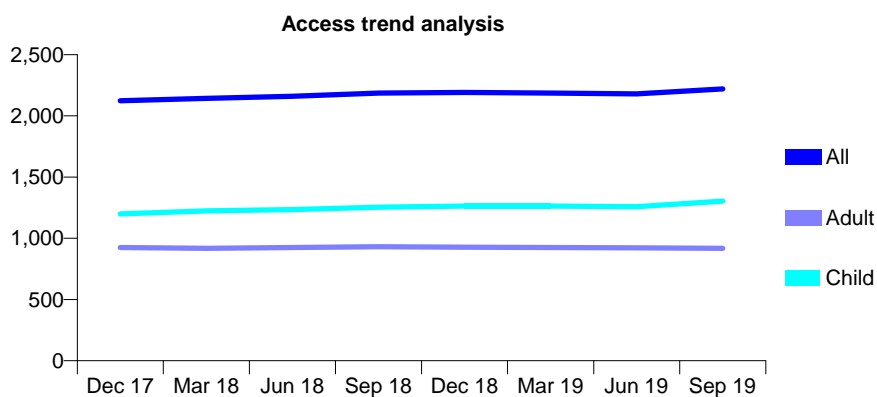
Q56 - Vital Signs At a Glance Contract Report for 168793/0001 - September 2019

Name or company name	Guildhall Dental Practice
Contract type name	GDS Contract
Purpose of contract	General and Orthodontic
Contract start date	01/04/2011
Contract end date	

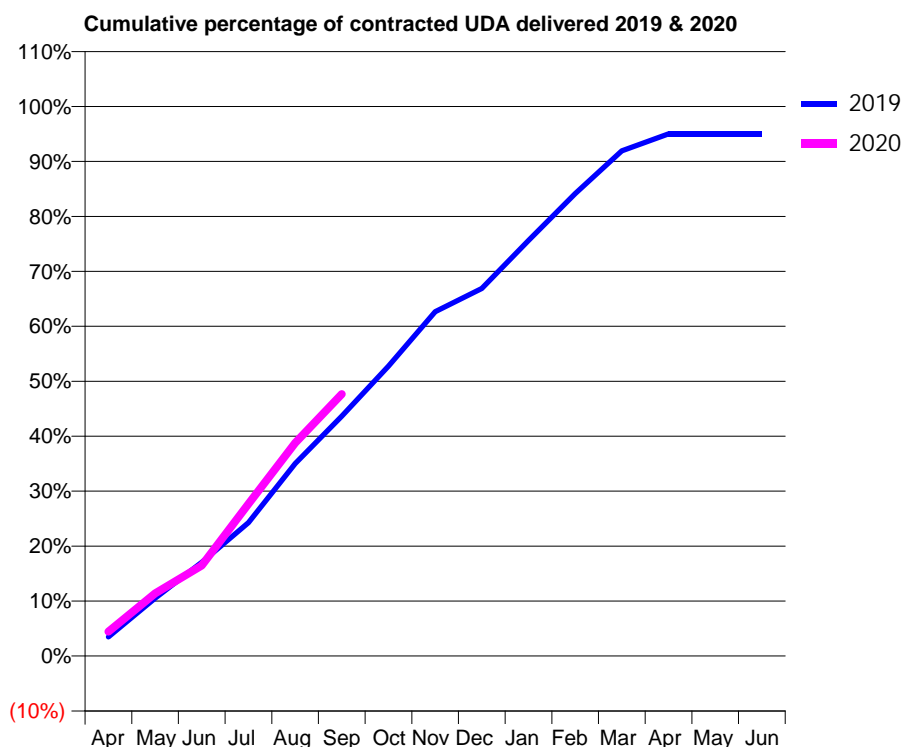
19/20 Contracted general activity (UDA)	4,199
Carry forward general activity (UDA)	0
19/20 Contracted orthodontic activity (UOA)	0
Carry forward orthodontic activity (UOA)	0
Baseline contract value	£106,068.78

ACCESS*

Patients seen in 24 months	Total	Change since previous quarter
Quarter ending September 2018	2,186	
Quarter ending December 2018	2,191	→
Quarter ending March 2019	2,187	→
Quarter ending June 2019	2,180	→
Quarter ending September 2019	2,221	→
Variance since September 2018	1.6%	→



ACTIVITY



Month	Adjusted Scheduled Activity (UDA)	
	2019	2020
April	146	187
May	441	479
June	715	691
July	1,020	1,162
August	1,471	1,629
September	1,833	2,001
October	2,215	
November	2,630	
December	2,809	
January	3,174	
February	3,533	
March	3,860	
April	3,990	
May	3,990	
June	3,990	

QUALITY

	Quantity	Base Number	Contract	AT	Region	England
% of FP17s for the same patient ID Re-attending within 3 months - Children	63	1,086	5.8%	10.2%	11.3%	11.5%
% of FP17s for the same patient ID Re-attending within 3 months - Adults	38	576	6.6%	13.5%	14.7%	15.4%
% of FP17s for the same patient ID Re-attending between 3 & 9 months - Children	705	1,086	64.9%	60.8%	60.8%	59.7%
% of FP17s for the same patient ID Re-attending between 3 & 9 months - Adults	375	576	65.1%	50.2%	52.8%	51.7%
% of FP17s for Band 1 Urgent Courses	71	1,569	4.5%	9.2%	8.2%	9.2%
% of FP17s Relating to Free Repair or Replacements	1	1,569	0.1%	0.7%	0.7%	0.7%
% of FP17s Relating to Continuations	3	1,569	0.2%	0.8%	0.8%	0.8%
% of Patients satisfied with the dentistry they have received	0	0	N/A	93.2%	93.2%	93.5%
% of Patients satisfied with the time they had to wait for an appointment	0	0	N/A	86.3%	88.5%	87.4%

* This is based on patients treated on this contract for their most recent course of treatment. Figures in italics indicate the base number of FP17s or Patient Questionnaire responses are less than 100. N/A is shown where the base number of responses is less than 10 during the period. % is calculated as Quantity/Base number*100

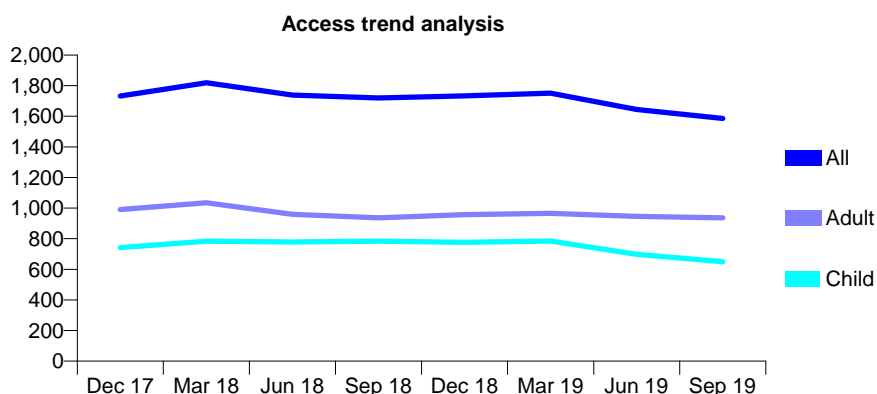
Q56 - Vital Signs At a Glance Contract Report for 171018/0001 - September 2019

Name or company name	The Hamptons Dental Care
Contract type name	GDS Contract
Purpose of contract	General
Contract start date	01/04/2009
Contract end date	

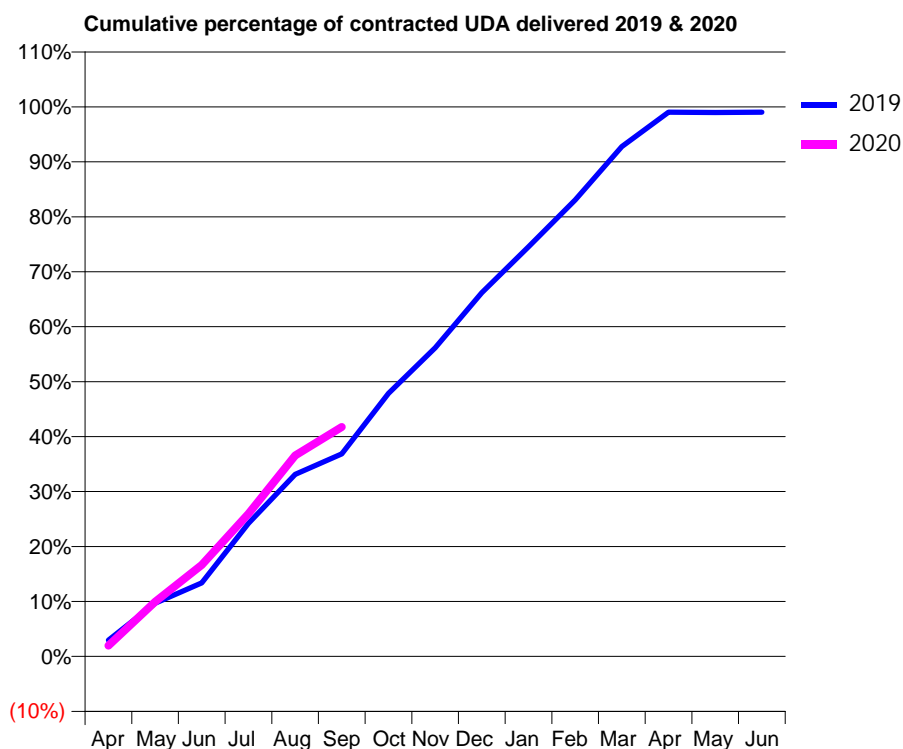
19/20 Contracted general activity (UDA)	3,694
Carry forward general activity (UDA)	37
19/20 Contracted orthodontic activity (UOA)	0
Carry forward orthodontic activity (UOA)	0
Baseline contract value	£89,588.15

ACCESS*

Patients seen in 24 months	Total	Change since previous quarter
Quarter ending September 2018	1,720	
Quarter ending December 2018	1,733	→
Quarter ending March 2019	1,751	→
Quarter ending June 2019	1,644	↓
Quarter ending September 2019	1,586	↓
Variance since September 2018	(7.8%)	↓



ACTIVITY



Month	Adjusted Scheduled Activity (UDA)	
	2019	2020
April	109	73
May	358	368
June	495	614
July	894	959
August	1,224	1,350
September	1,361	1,543
October	1,768	
November	2,074	
December	2,445	
January	2,753	
February	3,069	
March	3,427	
April	3,657	
May	3,656	
June	3,657	

QUALITY

	Quantity	Base Number	Contract	AT	Region	England
% of FP17s for the same patient ID Re-attending within 3 months - Children	14	356	3.9%	10.2%	11.3%	11.5%
% of FP17s for the same patient ID Re-attending within 3 months - Adults	56	558	10.0%	13.5%	14.7%	15.4%
% of FP17s for the same patient ID Re-attending between 3 & 9 months - Children	140	356	39.3%	60.8%	60.8%	59.7%
% of FP17s for the same patient ID Re-attending between 3 & 9 months - Adults	247	558	44.3%	50.2%	52.8%	51.7%
% of FP17s for Band 1 Urgent Courses	83	795	10.4%	9.2%	8.2%	9.2%
% of FP17s Relating to Free Repair or Replacements	0	795	0.0%	0.7%	0.7%	0.7%
% of FP17s Relating to Continuations	2	795	0.3%	0.8%	0.8%	0.8%
% of Patients satisfied with the dentistry they have received	0	1	N/A	93.2%	93.2%	93.5%
% of Patients satisfied with the time they had to wait for an appointment	1	1	N/A	86.3%	88.5%	87.4%

* This is based on patients treated on this contract for their most recent course of treatment. Figures in italics indicate the base number of FP17s or Patient Questionnaire responses are less than 100. N/A is shown where the base number of responses is less than 10 during the period. % is calculated as Quantity/Base number*100

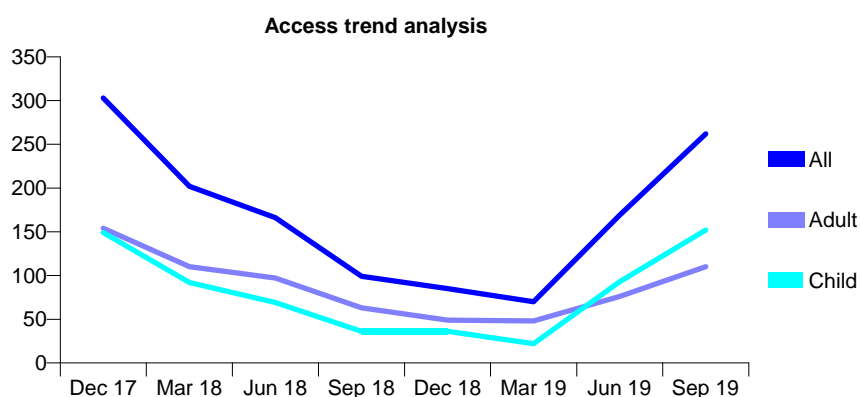
Q56 - Vital Signs At a Glance Contract Report for 171018/0002 - September 2019

Name or company name	The Hamptons Dental Care
Contract type name	GDS Contract
Purpose of contract	General
Contract start date	01/04/2009
Contract end date	

19/20 Contracted general activity (UDA)	806
Carry forward general activity (UDA)	0
19/20 Contracted orthodontic activity (UOA)	0
Carry forward orthodontic activity (UOA)	0
Baseline contract value	£20,774.85

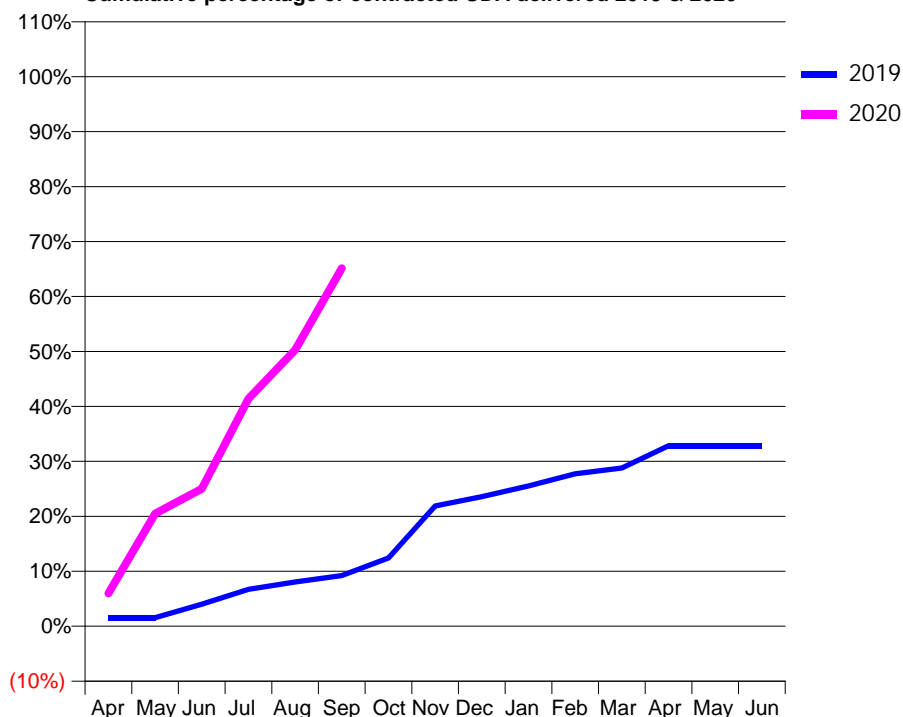
ACCESS*

Patients seen in 24 months	Total	Change since previous quarter
Quarter ending September 2018	99	
Quarter ending December 2018	85	↓
Quarter ending March 2019	70	↓
Quarter ending June 2019	169	↑
Quarter ending September 2019	262	↑
Variance since September 2018	164.6%	↑



ACTIVITY

Cumulative percentage of contracted UDA delivered 2019 & 2020



Adjusted Scheduled Activity (UDA)

Month	2019	2020
April	13	48
May	13	165
June	32	202
July	54	334
August	65	405
September	74	525
October	100	
November	177	
December	190	
January	206	
February	224	
March	232	
April	265	
May	265	
June	265	

QUALITY

	Quantity	Base Number	Contract	AT	Region	England
% of FP17s for the same patient ID Re-attending within 3 months - Children	12	183	6.6%	10.2%	11.3%	11.5%
% of FP17s for the same patient ID Re-attending within 3 months - Adults	26	172	15.1%	13.5%	14.7%	15.4%
% of FP17s for the same patient ID Re-attending between 3 & 9 months - Children	16	183	8.7%	60.8%	60.8%	59.7%
% of FP17s for the same patient ID Re-attending between 3 & 9 months - Adults	7	172	4.1%	50.2%	52.8%	51.7%
% of FP17s for Band 1 Urgent Courses	85	336	25.3%	9.2%	8.2%	9.2%
% of FP17s Relating to Free Repair or Replacements	0	336	0.0%	0.7%	0.7%	0.7%
% of FP17s Relating to Continuations	0	336	0.0%	0.8%	0.8%	0.8%
% of Patients satisfied with the dentistry they have received	0	0	N/A	93.2%	93.2%	93.5%
% of Patients satisfied with the time they had to wait for an appointment	0	0	N/A	86.3%	88.5%	87.4%

* This is based on patients treated on this contract for their most recent course of treatment.

Figures in italics indicate the base number of FP17s or Patient Questionnaire responses are less than 100. N/A is shown where the base number of responses is less than 10 during the period. % is calculated as Quantity/Base number*100

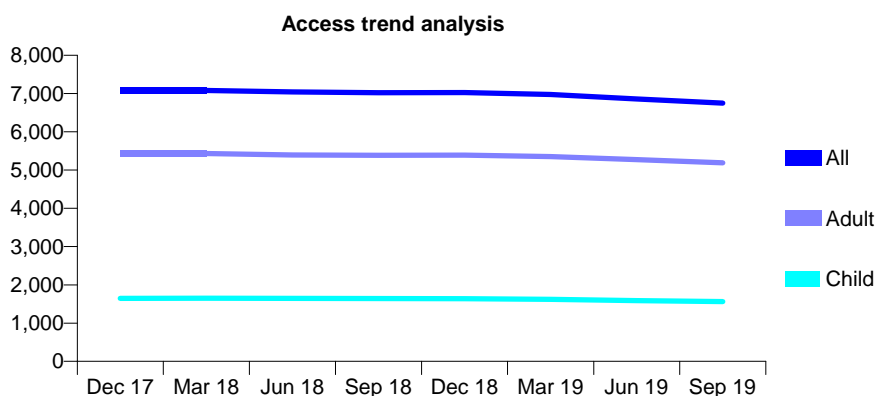
Q56 - Vital Signs At a Glance Contract Report for 171239/0001 - September 2019

Name or company name	The Loddon Dental Practice
Contract type name	GDS Contract
Purpose of contract	General and Orthodontic
Contract start date	13/10/2007
Contract end date	

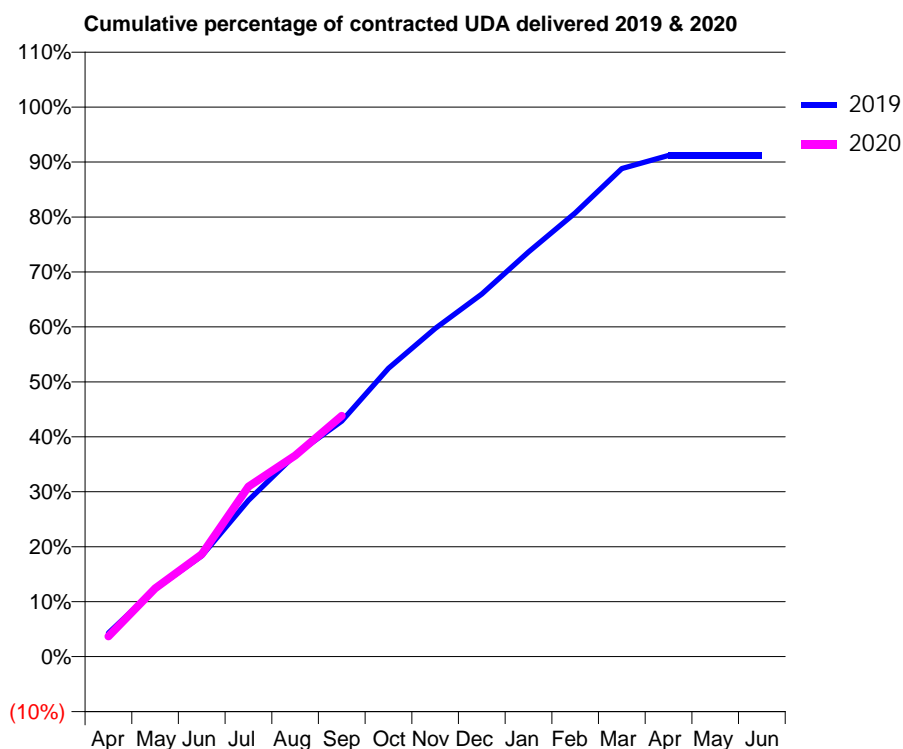
19/20 Contracted general activity (UDA)	15,264
Carry forward general activity (UDA)	0
19/20 Contracted orthodontic activity (UOA)	579
Carry forward orthodontic activity (UOA)	17
Baseline contract value	£441,321.52

ACCESS*

Patients seen in 24 months	Total	Change since previous quarter
Quarter ending September 2018	7,023	
Quarter ending December 2018	7,027	→
Quarter ending March 2019	6,973	→
Quarter ending June 2019	6,859	↓
Quarter ending September 2019	6,751	↓
Variance since September 2018	(3.9%)	↓



ACTIVITY



Month	Adjusted Scheduled Activity (UDA)	
	2019	2020
April	816	563
May	2,337	1,896
June	3,477	2,842
July	5,397	4,726
August	6,958	5,585
September	8,128	6,688
October	9,953	
November	11,324	
December	12,508	
January	13,964	
February	15,313	
March	16,838	
April	17,290	
May	17,290	
June	17,290	

QUALITY

	Quantity	Base Number	Contract	AT	Region	England
% of FP17s for the same patient ID Re-attending within 3 months - Children	97	1,019	9.5%	10.2%	11.3%	11.5%
% of FP17s for the same patient ID Re-attending within 3 months - Adults	442	3,254	13.6%	13.5%	14.7%	15.4%
% of FP17s for the same patient ID Re-attending between 3 & 9 months - Children	514	1,019	50.4%	60.8%	60.8%	59.7%
% of FP17s for the same patient ID Re-attending between 3 & 9 months - Adults	1,262	3,254	38.8%	50.2%	52.8%	51.7%
% of FP17s for Band 1 Urgent Courses	414	3,999	10.4%	9.2%	8.2%	9.2%
% of FP17s Relating to Free Repair or Replacements	21	3,999	0.5%	0.7%	0.7%	0.7%
% of FP17s Relating to Continuations	63	3,999	1.6%	0.8%	0.8%	0.8%
% of Patients satisfied with the dentistry they have received	3	3	N/A	93.2%	93.2%	93.5%
% of Patients satisfied with the time they had to wait for an appointment	2	3	N/A	86.3%	88.5%	87.4%

* This is based on patients treated on this contract for their most recent course of treatment. Figures in italics indicate the base number of FP17s or Patient Questionnaire responses are less than 100. N/A is shown where the base number of responses is less than 10 during the period. % is calculated as Quantity/Base number*100

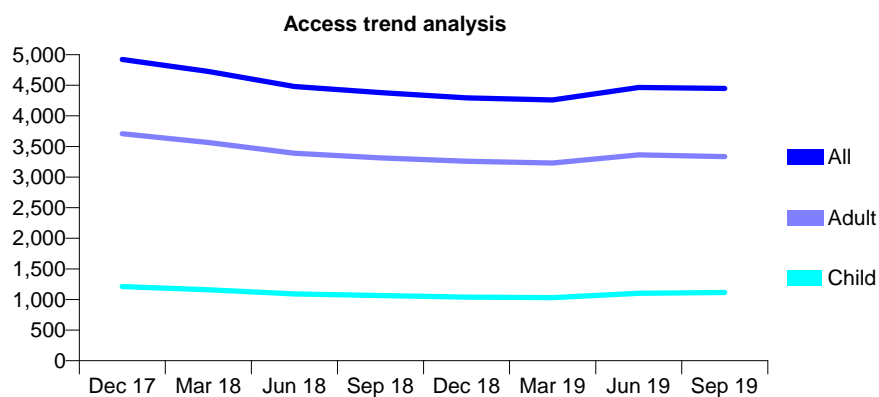
Q56 - Vital Signs At a Glance Contract Report for 171611/0001 - September 2019

Name or company name	Unnati Limited
Contract type name	GDS Contract
Purpose of contract	General
Contract start date	01/04/2010
Contract end date	

19/20 Contracted general activity (UDA)	22,500
Carry forward general activity (UDA)	0
19/20 Contracted orthodontic activity (UOA)	0
Carry forward orthodontic activity (UOA)	0
Baseline contract value	£804,829.11

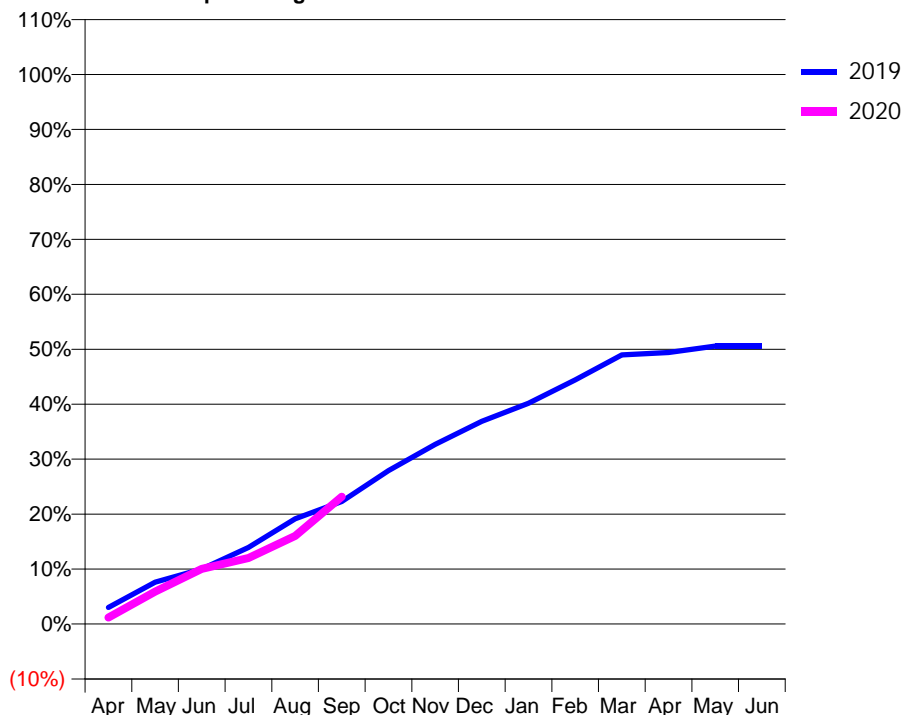
ACCESS*

Patients seen in 24 months	Total	Change since previous quarter
Quarter ending September 2018	4,380	
Quarter ending December 2018	4,296	↓
Quarter ending March 2019	4,261	→
Quarter ending June 2019	4,463	↑
Quarter ending September 2019	4,448	→
Variance since September 2018	1.6%	→



ACTIVITY

Cumulative percentage of contracted UDA delivered 2019 & 2020



Adjusted Scheduled Activity (UDA)

Month	2019	2020
April	681	262
May	1,716	1,330
June	2,252	2,256
July	3,138	2,703
August	4,313	3,608
September	5,017	5,211
October	6,280	
November	7,356	
December	8,300	
January	9,038	
February	9,994	
March	11,020	
April	11,118	
May	11,382	
June	11,382	

QUALITY

	Quantity	Base Number	Contract	AT	Region	England
% of FP17s for the same patient ID Re-attending within 3 months - Children	55	946	5.8%	10.2%	11.3%	11.5%
% of FP17s for the same patient ID Re-attending within 3 months - Adults	230	2,448	9.4%	13.5%	14.7%	15.4%
% of FP17s for the same patient ID Re-attending between 3 & 9 months - Children	578	946	61.1%	60.8%	60.8%	59.7%
% of FP17s for the same patient ID Re-attending between 3 & 9 months - Adults	1,502	2,448	61.4%	50.2%	52.8%	51.7%
% of FP17s for Band 1 Urgent Courses	200	3,187	6.3%	9.2%	8.2%	9.2%
% of FP17s Relating to Free Repair or Replacements	3	3,187	0.1%	0.7%	0.7%	0.7%
% of FP17s Relating to Continuations	13	3,187	0.4%	0.8%	0.8%	0.8%
% of Patients satisfied with the dentistry they have received	0	0	N/A	93.2%	93.2%	93.5%
% of Patients satisfied with the time they had to wait for an appointment	0	0	N/A	86.3%	88.5%	87.4%

* This is based on patients treated on this contract for their most recent course of treatment.

Figures in italics indicate the base number of FP17s or Patient Questionnaire responses are less than 100. N/A is shown where the base number of responses is less than 10 during the period. % is calculated as Quantity/Base number*100

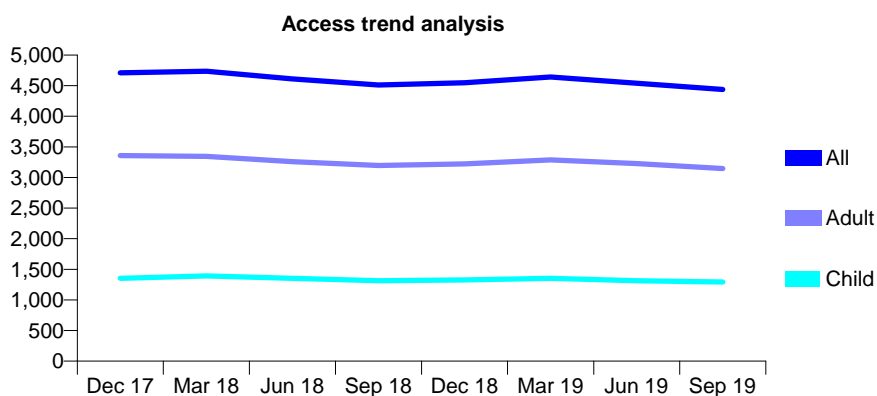
Q56 - Vital Signs At a Glance Contract Report for 173495/0001 - September 2019

Name or company name	West Earham Dental Health Practice Limited
Contract type name	Pilot Contract
Purpose of contract	General
Contract start date	01/01/2012
Contract end date	

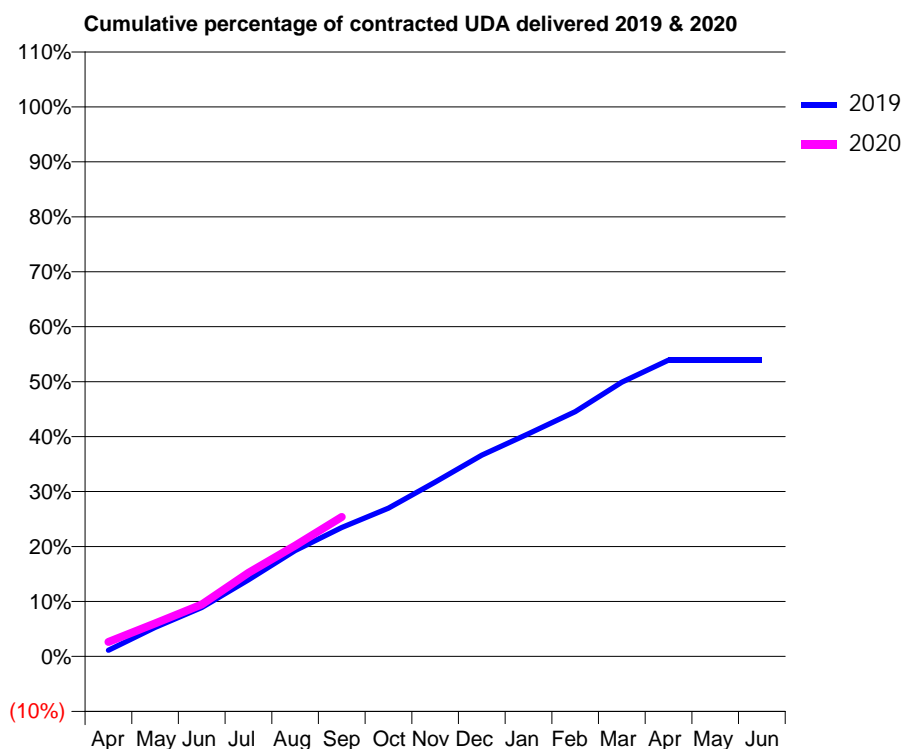
19/20 Contracted general activity (UDA)	15,830
Carry forward general activity (UDA)	0
19/20 Contracted orthodontic activity (UOA)	0
Carry forward orthodontic activity (UOA)	0
Baseline contract value	£363,343.56

ACCESS*

Patients seen in 24 months	Total	Change since previous quarter
Quarter ending September 2018	4,510	
Quarter ending December 2018	4,548	→
Quarter ending March 2019	4,641	↑
Quarter ending June 2019	4,539	↓
Quarter ending September 2019	4,438	↓
Variance since September 2018	(1.6%)	↓



ACTIVITY



Month	2019	2020
April	179	417
May	841	956
June	1,407	1,495
July	2,206	2,410
August	3,050	3,193
September	3,714	4,022
October	4,270	
November	5,024	
December	5,800	
January	6,413	
February	7,050	
March	7,900	
April	8,534	
May	8,535	
June	8,539	

QUALITY

	Quantity	Base Number	Contract	AT	Region	England
% of FP17s for the same patient ID Re-attending within 3 months - Children	53	852	6.2%	10.2%	11.3%	11.5%
% of FP17s for the same patient ID Re-attending within 3 months - Adults	101	1,420	7.1%	13.5%	14.7%	15.4%
% of FP17s for the same patient ID Re-attending between 3 & 9 months - Children	435	852	51.1%	60.8%	60.8%	59.7%
% of FP17s for the same patient ID Re-attending between 3 & 9 months - Adults	288	1,420	20.3%	50.2%	52.8%	51.7%
% of FP17s for Band 1 Urgent Courses	73	2,033	3.6%	9.2%	8.2%	9.2%
% of FP17s Relating to Free Repair or Replacements	10	2,033	0.5%	0.7%	0.7%	0.7%
% of FP17s Relating to Continuations	32	2,033	1.6%	0.8%	0.8%	0.8%
% of Patients satisfied with the dentistry they have received	1	1	N/A	93.2%	93.2%	93.5%
% of Patients satisfied with the time they had to wait for an appointment	0	1	N/A	86.3%	88.5%	87.4%

* This is based on patients treated on this contract for their most recent course of treatment. Figures in italics indicate the base number of FP17s or Patient Questionnaire responses are less than 100. N/A is shown where the base number of responses is less than 10 during the period. % is calculated as Quantity/Base number*100

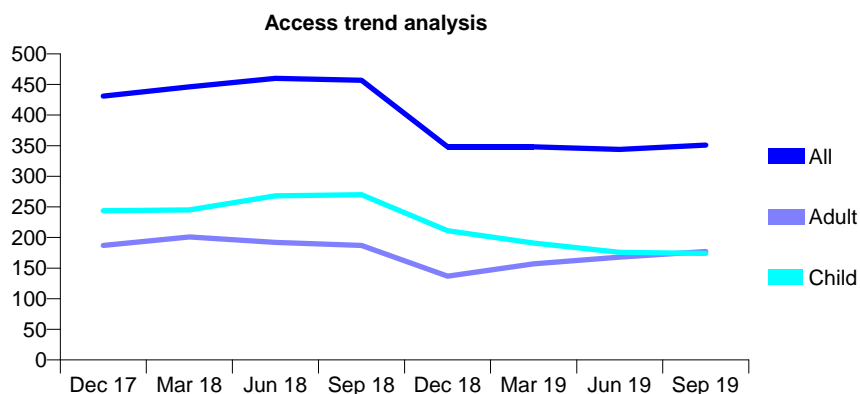
Q56 - Vital Signs At a Glance Contract Report for 173835/0001 - September 2019

Name or company name	Apex Dental Care Partnership Gorleston-on
Contract type name	GDS Contract
Purpose of contract	General
Contract start date	01/12/2013
Contract end date	

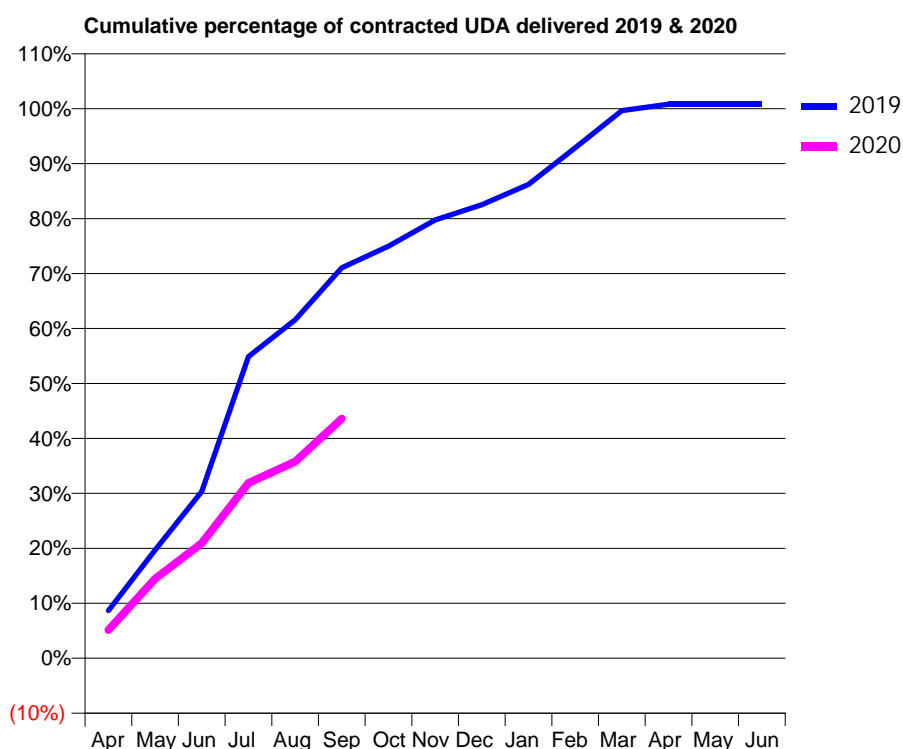
19/20 Contracted general activity (UDA)	800
Carry forward general activity (UDA)	-7
19/20 Contracted orthodontic activity (UOA)	0
Carry forward orthodontic activity (UOA)	0
Baseline contract value	£17,350.48

ACCESS*

Patients seen in 24 months	Total	Change since previous quarter
Quarter ending September 2018	457	
Quarter ending December 2018	348	↓
Quarter ending March 2019	348	→
Quarter ending June 2019	344	↓
Quarter ending September 2019	351	↑
Variance since September 2018	(23.2%)	↓



ACTIVITY



Adjusted Scheduled Activity (UDA)		
Month	2019	2020
April	69	41
May	158	116
June	243	167
July	439	255
August	493	286
September	568	349
October	600	
November	638	
December	660	
January	690	
February	743	
March	797	
April	807	
May	807	
June	807	

QUALITY

	Quantity	Base Number	Contract	AT	Region	England
% of FP17s for the same patient ID Re-attending within 3 months - Children	5	134	3.7%	10.2%	11.3%	11.5%
% of FP17s for the same patient ID Re-attending within 3 months - Adults	8	105	7.6%	13.5%	14.7%	15.4%
% of FP17s for the same patient ID Re-attending between 3 & 9 months - Children	34	134	25.4%	60.8%	60.8%	59.7%
% of FP17s for the same patient ID Re-attending between 3 & 9 months - Adults	23	105	21.9%	50.2%	52.8%	51.7%
% of FP17s for Band 1 Urgent Courses	13	234	5.6%	9.2%	8.2%	9.2%
% of FP17s Relating to Free Repair or Replacements	3	234	1.3%	0.7%	0.7%	0.7%
% of FP17s Relating to Continuations	0	234	0.0%	0.8%	0.8%	0.8%
% of Patients satisfied with the dentistry they have received	0	0	N/A	93.2%	93.2%	93.5%
% of Patients satisfied with the time they had to wait for an appointment	0	0	N/A	86.3%	88.5%	87.4%

* This is based on patients treated on this contract for their most recent course of treatment.

Figures in italics indicate the base number of FP17s or Patient Questionnaire responses are less than 100. N/A is shown where the base number of responses is less than 10 during the period. % is calculated as Quantity/Base number*100

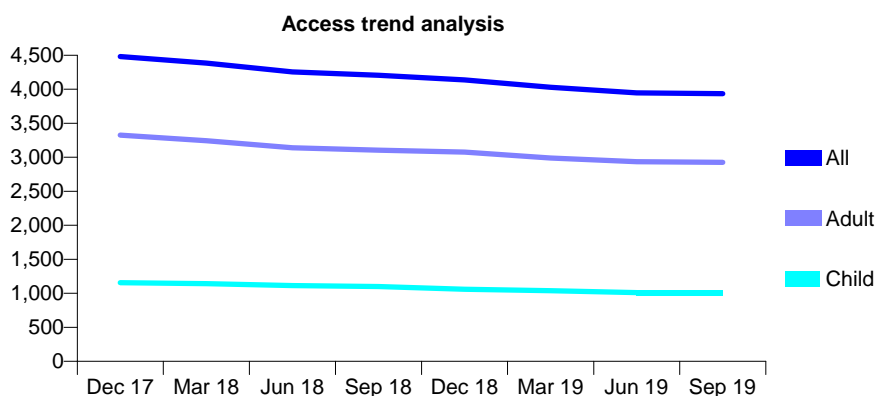
Q56 - Vital Signs At a Glance Contract Report for 174173/0002 - September 2019

Name or company name	Advance Dental Health Limited
Contract type name	GDS Contract
Purpose of contract	General
Contract start date	01/11/2011
Contract end date	

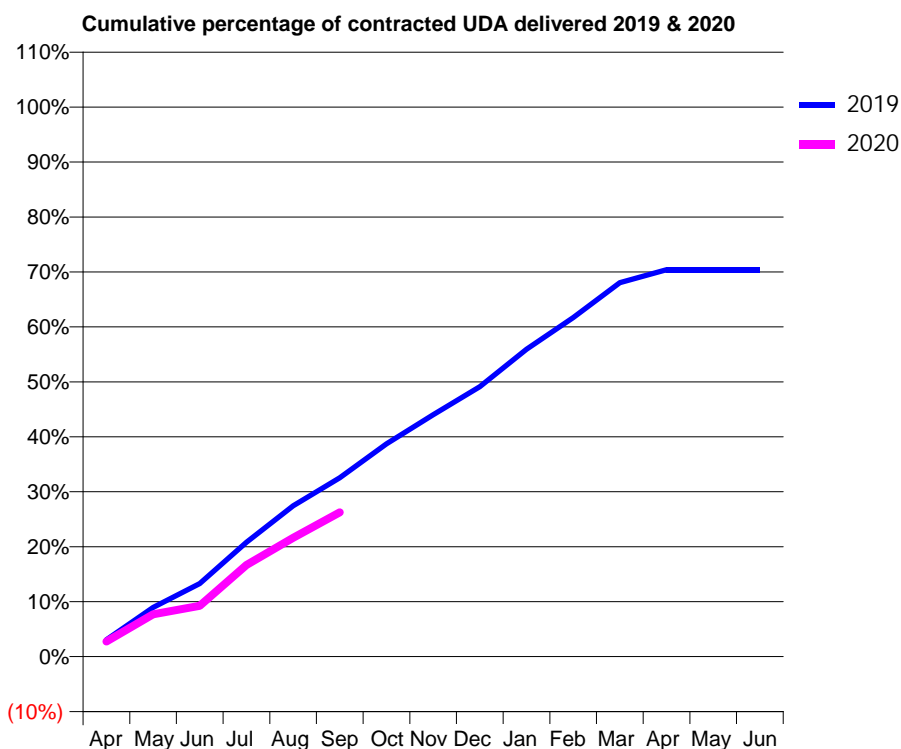
19/20 Contracted general activity (UDA)	13,500
Carry forward general activity (UDA)	0
19/20 Contracted orthodontic activity (UOA)	0
Carry forward orthodontic activity (UOA)	0
Baseline contract value	£339,914.78

ACCESS*

Patients seen in 24 months	Total	Change since previous quarter
Quarter ending September 2018	4,205	
Quarter ending December 2018	4,138	↓
Quarter ending March 2019	4,028	↓
Quarter ending June 2019	3,947	↓
Quarter ending September 2019	3,937	→
Variance since September 2018	(6.4%)	↓



ACTIVITY



Month	Adjusted Scheduled Activity (UDA)	
	2019	2020
April	413	373
May	1,209	1,041
June	1,795	1,251
July	2,809	2,253
August	3,706	2,920
September	4,394	3,547
October	5,226	
November	5,940	
December	6,629	
January	7,550	
February	8,328	
March	9,186	
April	9,507	
May	9,507	
June	9,507	

QUALITY

	Quantity	Base Number	Contract	AT	Region	England
% of FP17s for the same patient ID Re-attending within 3 months - Children	48	559	8.6%	10.2%	11.3%	11.5%
% of FP17s for the same patient ID Re-attending within 3 months - Adults	200	1,520	13.2%	13.5%	14.7%	15.4%
% of FP17s for the same patient ID Re-attending between 3 & 9 months - Children	150	559	26.8%	60.8%	60.8%	59.7%
% of FP17s for the same patient ID Re-attending between 3 & 9 months - Adults	456	1,520	30.0%	50.2%	52.8%	51.7%
% of FP17s for Band 1 Urgent Courses	158	1,924	8.2%	9.2%	8.2%	9.2%
% of FP17s Relating to Free Repair or Replacements	32	1,924	1.7%	0.7%	0.7%	0.7%
% of FP17s Relating to Continuations	42	1,924	2.2%	0.8%	0.8%	0.8%
% of Patients satisfied with the dentistry they have received	1	1	N/A	93.2%	93.2%	93.5%
% of Patients satisfied with the time they had to wait for an appointment	1	1	N/A	86.3%	88.5%	87.4%

* This is based on patients treated on this contract for their most recent course of treatment. Figures in italics indicate the base number of FP17s or Patient Questionnaire responses are less than 100. N/A is shown where the base number of responses is less than 10 during the period. % is calculated as Quantity/Base number*100

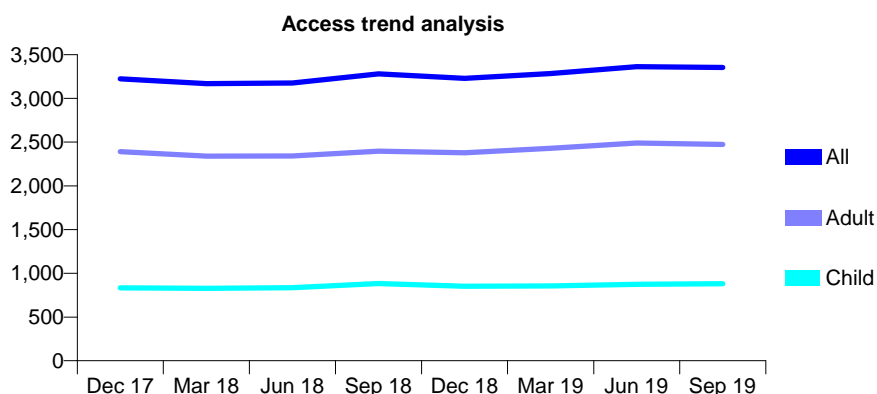
Q56 - Vital Signs At a Glance Contract Report for 174173/0003 - September 2019

Name or company name	Advance Dental Health Limited
Contract type name	GDS Contract
Purpose of contract	General
Contract start date	01/11/2011
Contract end date	

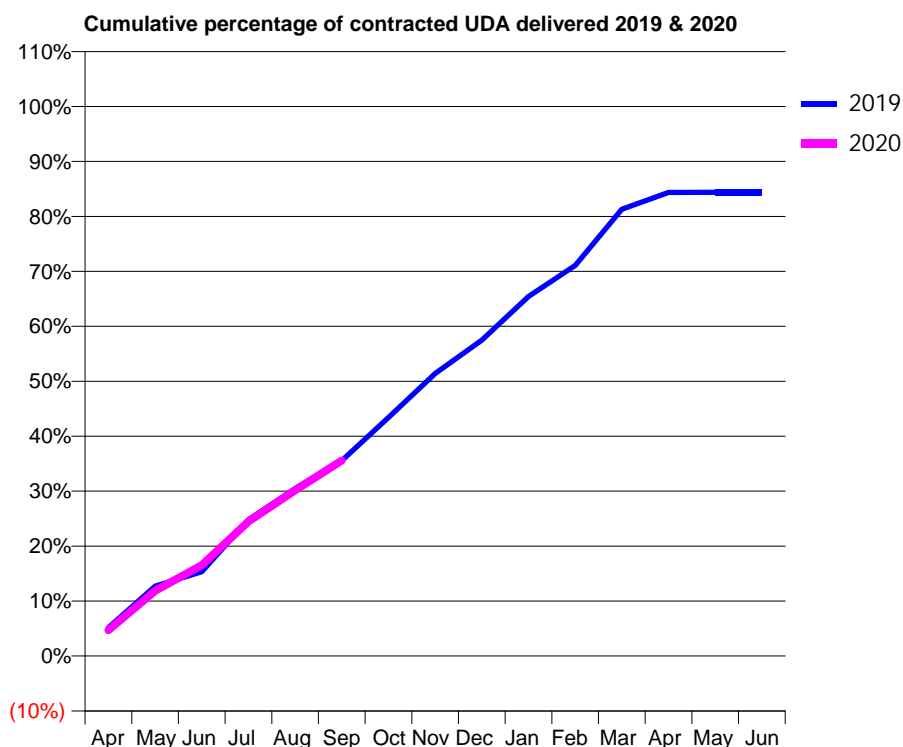
19/20 Contracted general activity (UDA)	12,120
Carry forward general activity (UDA)	0
19/20 Contracted orthodontic activity (UOA)	0
Carry forward orthodontic activity (UOA)	0
Baseline contract value	£298,870.46

ACCESS*

Patients seen in 24 months	Total	Change since previous quarter
Quarter ending September 2018	3,280	
Quarter ending December 2018	3,230	↓
Quarter ending March 2019	3,284	→
Quarter ending June 2019	3,363	↑
Quarter ending September 2019	3,354	→
Variance since September 2018	2.3%	↑



ACTIVITY



Month	Adjusted Scheduled Activity (UDA)	
	2019	2020
April	627	569
May	1,539	1,439
June	1,862	2,004
July	3,005	2,967
August	3,695	3,654
September	4,308	4,314
October	5,260	
November	6,230	
December	6,965	
January	7,931	
February	8,612	
March	9,852	
April	10,226	
May	10,228	
June	10,228	

QUALITY

	Quantity	Base Number	Contract	AT	Region	England
% of FP17s for the same patient ID Re-attending within 3 months - Children	50	580	8.6%	10.2%	11.3%	11.5%
% of FP17s for the same patient ID Re-attending within 3 months - Adults	230	1,500	15.3%	13.5%	14.7%	15.4%
% of FP17s for the same patient ID Re-attending between 3 & 9 months - Children	310	580	53.4%	60.8%	60.8%	59.7%
% of FP17s for the same patient ID Re-attending between 3 & 9 months - Adults	673	1,500	44.9%	50.2%	52.8%	51.7%
% of FP17s for Band 1 Urgent Courses	228	1,959	11.6%	9.2%	8.2%	9.2%
% of FP17s Relating to Free Repair or Replacements	23	1,959	1.2%	0.7%	0.7%	0.7%
% of FP17s Relating to Continuations	61	1,959	3.1%	0.8%	0.8%	0.8%
% of Patients satisfied with the dentistry they have received	3	3	N/A	93.2%	93.2%	93.5%
% of Patients satisfied with the time they had to wait for an appointment	2	3	N/A	86.3%	88.5%	87.4%

* This is based on patients treated on this contract for their most recent course of treatment. Figures in italics indicate the base number of FP17s or Patient Questionnaire responses are less than 100. N/A is shown where the base number of responses is less than 10 during the period. % is calculated as Quantity/Base number*100

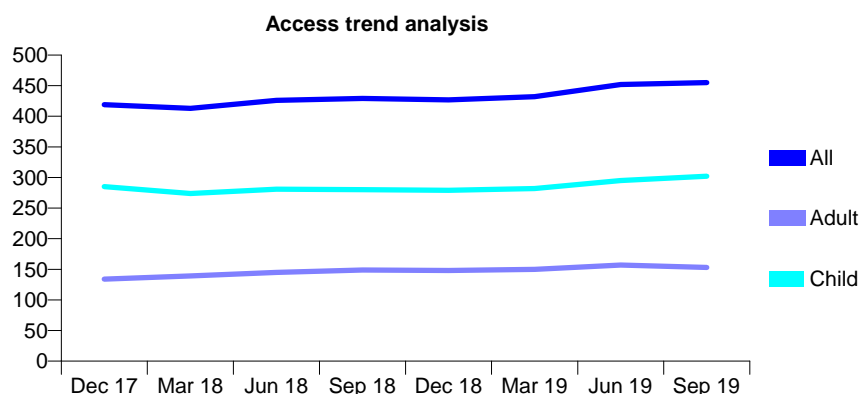
Q56 - Vital Signs At a Glance Contract Report for 175196/0001 - September 2019

Name or company name	Christchurch Dental Practice Ltd
Contract type name	PDS Contract
Purpose of contract	General
Contract start date	01/06/2010
Contract end date	31/03/2020

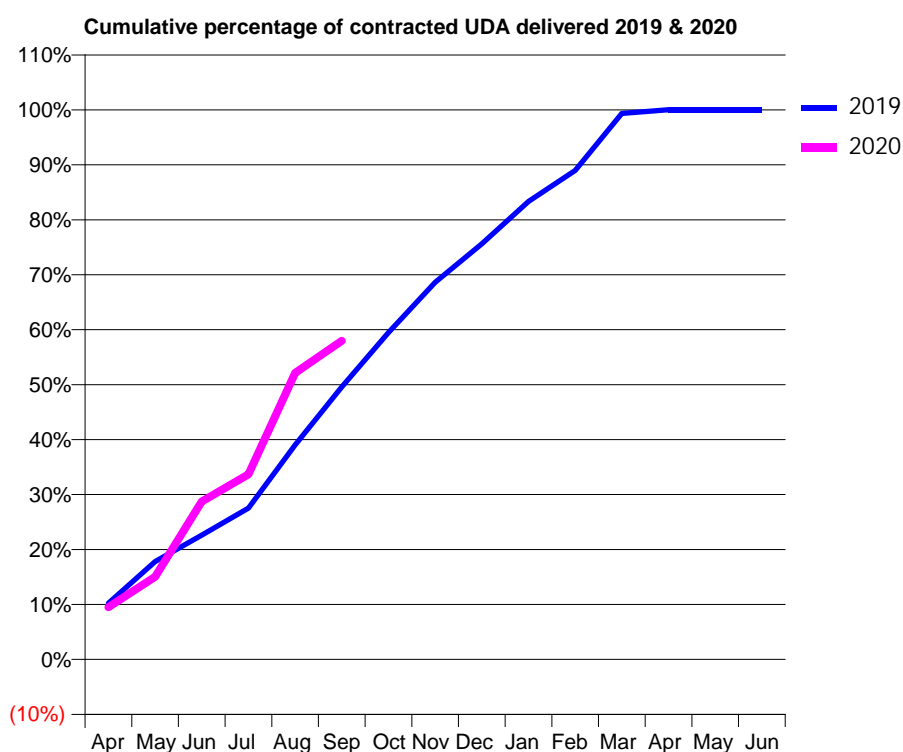
19/20 Contracted general activity (UDA)	900
Carry forward general activity (UDA)	0
19/20 Contracted orthodontic activity (UOA)	0
Carry forward orthodontic activity (UOA)	0
Baseline contract value	£24,068.59

ACCESS*

Patients seen in 24 months	Total	Change since previous quarter
Quarter ending September 2018	429	
Quarter ending December 2018	427	→
Quarter ending March 2019	432	→
Quarter ending June 2019	452	↑
Quarter ending September 2019	455	→
Variance since September 2018	6.1%	↑



ACTIVITY



Month	2019	2020
April	92	86
May	160	135
June	203	258
July	248	303
August	351	469
September	446	522
October	535	
November	618	
December	680	
January	750	
February	801	
March	894	
April	900	
May	900	
June	900	

QUALITY

	Quantity	Base Number	Contract	AT	Region	England
% of FP17s for the same patient ID Re-attending within 3 months - Children	33	305	10.8%	10.2%	11.3%	11.5%
% of FP17s for the same patient ID Re-attending within 3 months - Adults	10	102	9.8%	13.5%	14.7%	15.4%
% of FP17s for the same patient ID Re-attending between 3 & 9 months - Children	191	305	62.6%	60.8%	60.8%	59.7%
% of FP17s for the same patient ID Re-attending between 3 & 9 months - Adults	43	102	42.2%	50.2%	52.8%	51.7%
% of FP17s for Band 1 Urgent Courses	23	402	5.7%	9.2%	8.2%	9.2%
% of FP17s Relating to Free Repair or Replacements	0	402	0.0%	0.7%	0.7%	0.7%
% of FP17s Relating to Continuations	0	402	0.0%	0.8%	0.8%	0.8%
% of Patients satisfied with the dentistry they have received	0	0	N/A	93.2%	93.2%	93.5%
% of Patients satisfied with the time they had to wait for an appointment	0	0	N/A	86.3%	88.5%	87.4%

* This is based on patients treated on this contract for their most recent course of treatment. Figures in italics indicate the base number of FP17s or Patient Questionnaire responses are less than 100. N/A is shown where the base number of responses is less than 10 during the period. % is calculated as Quantity/Base number*100

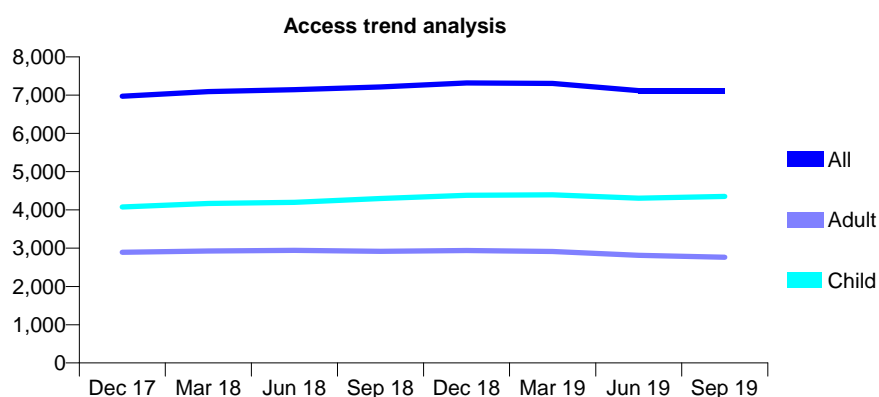
Q56 - Vital Signs At a Glance Contract Report for 175900/0002 - September 2019

Name or company name	Onefiveseven Partnership
Contract type name	GDS Contract
Purpose of contract	General
Contract start date	01/04/2010
Contract end date	

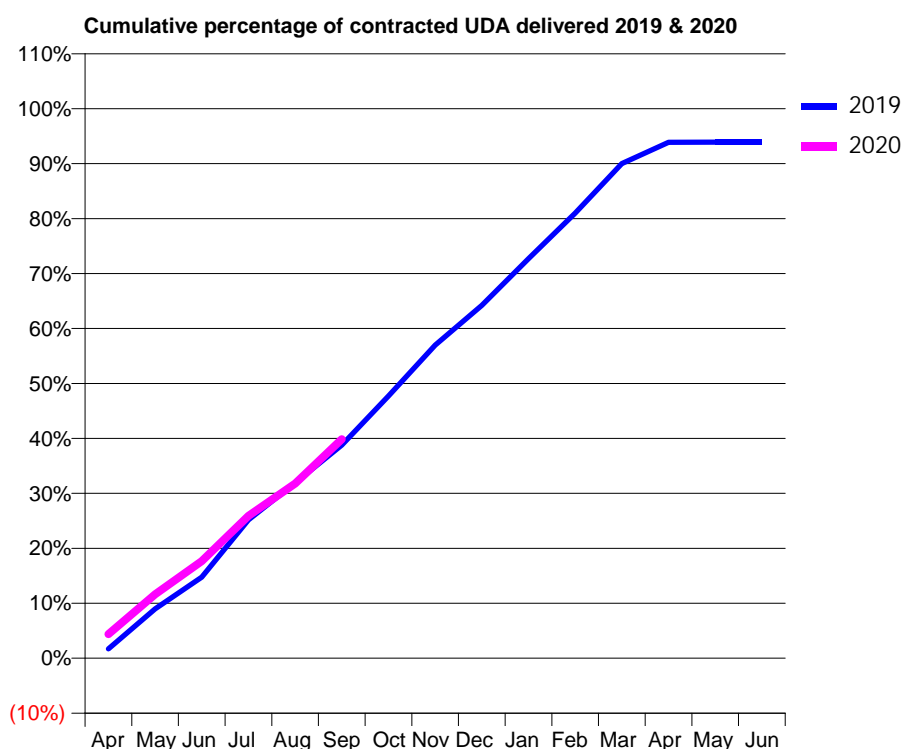
19/20 Contracted general activity (UDA)	19,896
Carry forward general activity (UDA)	0
19/20 Contracted orthodontic activity (UOA)	0
Carry forward orthodontic activity (UOA)	0
Baseline contract value	£495,712.25

ACCESS*

Patients seen in 24 months	Total	Change since previous quarter
Quarter ending September 2018	7,214	
Quarter ending December 2018	7,317	→
Quarter ending March 2019	7,306	→
Quarter ending June 2019	7,118	↓
Quarter ending September 2019	7,115	→
Variance since September 2018	(1.4%)	↓



ACTIVITY



Month	2019	2020
April	339	869
May	1,791	2,316
June	2,934	3,513
July	5,008	5,153
August	6,346	6,325
September	7,718	7,930
October	9,493	
November	11,336	
December	12,771	
January	14,466	
February	16,112	
March	17,903	
April	18,679	
May	18,680	
June	18,683	

QUALITY

	Quantity	Base Number	Contract	AT	Region	England
% of FP17s for the same patient ID Re-attending within 3 months - Children	185	3,401	5.4%	10.2%	11.3%	11.5%
% of FP17s for the same patient ID Re-attending within 3 months - Adults	261	1,580	16.5%	13.5%	14.7%	15.4%
% of FP17s for the same patient ID Re-attending between 3 & 9 months - Children	2,387	3,401	70.2%	60.8%	60.8%	59.7%
% of FP17s for the same patient ID Re-attending between 3 & 9 months - Adults	952	1,580	60.3%	50.2%	52.8%	51.7%
% of FP17s for Band 1 Urgent Courses	234	4,614	5.1%	9.2%	8.2%	9.2%
% of FP17s Relating to Free Repair or Replacements	1	4,614	0.0%	0.7%	0.7%	0.7%
% of FP17s Relating to Continuations	0	4,614	0.0%	0.8%	0.8%	0.8%
% of Patients satisfied with the dentistry they have received	1	1	N/A	93.2%	93.2%	93.5%
% of Patients satisfied with the time they had to wait for an appointment	1	1	N/A	86.3%	88.5%	87.4%

* This is based on patients treated on this contract for their most recent course of treatment.

Figures in italics indicate the base number of FP17s or Patient Questionnaire responses are less than 100. N/A is shown where the base number of responses is less than 10 during the period. % is calculated as Quantity/Base number*100

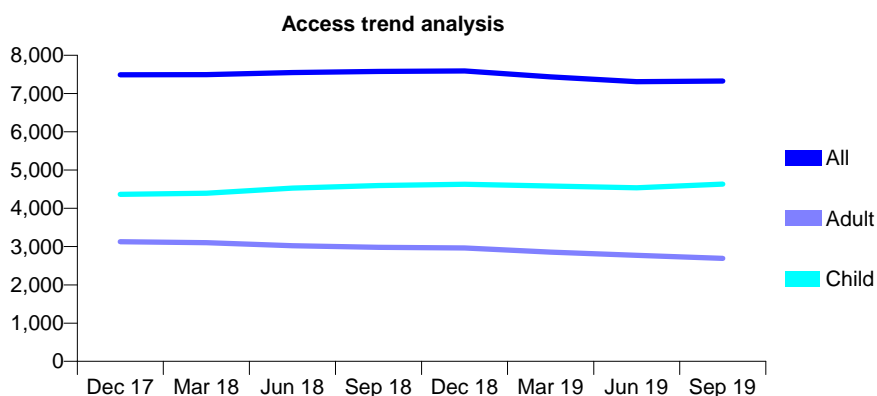
Q56 - Vital Signs At a Glance Contract Report for 175900/0003 - September 2019

Name or company name	Onefiveseven Partnership
Contract type name	GDS Contract
Purpose of contract	General
Contract start date	01/04/2010
Contract end date	

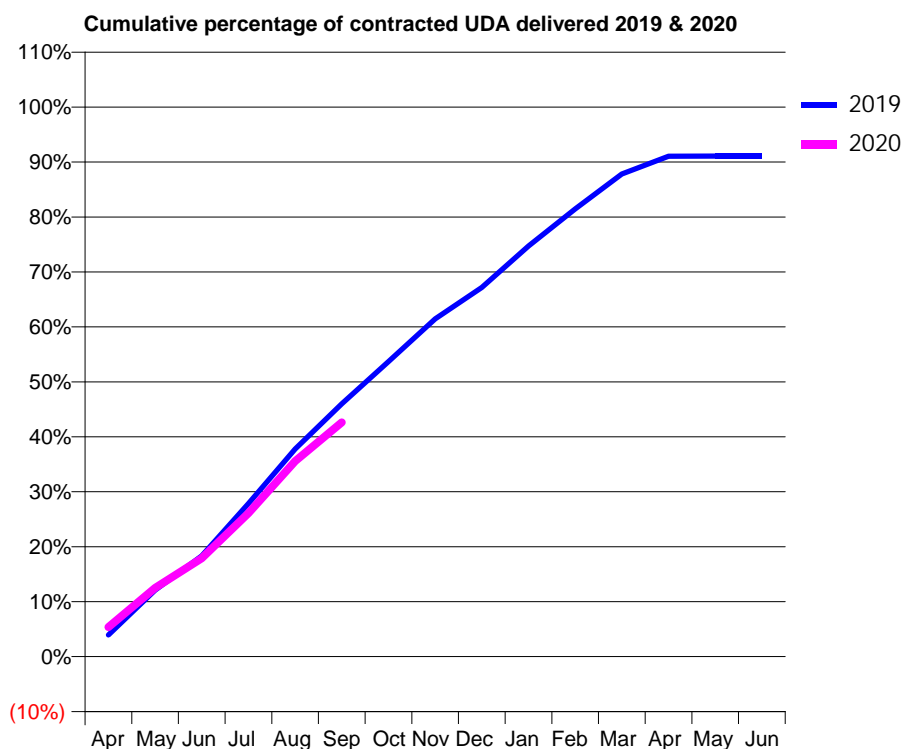
19/20 Contracted general activity (UDA)	20,573
Carry forward general activity (UDA)	0
19/20 Contracted orthodontic activity (UOA)	0
Carry forward orthodontic activity (UOA)	0
Baseline contract value	£442,798.11

ACCESS*

Patients seen in 24 months	Total	Change since previous quarter
Quarter ending September 2018	7,578	
Quarter ending December 2018	7,591	→
Quarter ending March 2019	7,433	↓
Quarter ending June 2019	7,307	↓
Quarter ending September 2019	7,327	→
Variance since September 2018	(3.3%)	↓



ACTIVITY



Month	Adjusted Scheduled Activity (UDA)	
	2019	2020
April	810	1,107
May	2,487	2,571
June	3,773	3,684
July	5,736	5,371
August	7,778	7,316
September	9,464	8,767
October	11,045	
November	12,643	
December	13,821	
January	15,368	
February	16,764	
March	18,066	
April	18,732	
May	18,738	
June	18,738	

QUALITY

	Quantity	Base Number	Contract	AT	Region	England
% of FP17s for the same patient ID Re-attending within 3 months - Children	242	3,656	6.6%	10.2%	11.3%	11.5%
% of FP17s for the same patient ID Re-attending within 3 months - Adults	296	1,583	18.7%	13.5%	14.7%	15.4%
% of FP17s for the same patient ID Re-attending between 3 & 9 months - Children	1,980	3,656	54.2%	60.8%	60.8%	59.7%
% of FP17s for the same patient ID Re-attending between 3 & 9 months - Adults	867	1,583	54.8%	50.2%	52.8%	51.7%
% of FP17s for Band 1 Urgent Courses	356	4,912	7.2%	9.2%	8.2%	9.2%
% of FP17s Relating to Free Repair or Replacements	0	4,912	0.0%	0.7%	0.7%	0.7%
% of FP17s Relating to Continuations	0	4,912	0.0%	0.8%	0.8%	0.8%
% of Patients satisfied with the dentistry they have received	2	2	N/A	93.2%	93.2%	93.5%
% of Patients satisfied with the time they had to wait for an appointment	2	2	N/A	86.3%	88.5%	87.4%

* This is based on patients treated on this contract for their most recent course of treatment. Figures in italics indicate the base number of FP17s or Patient Questionnaire responses are less than 100. N/A is shown where the base number of responses is less than 10 during the period. % is calculated as Quantity/Base number*100

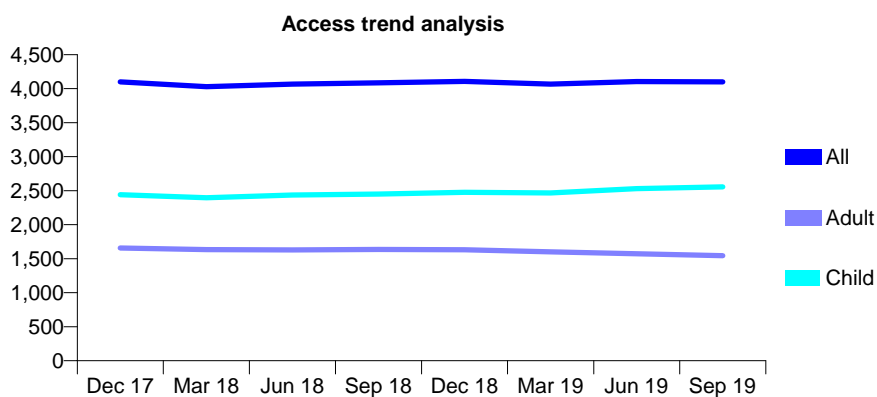
Q56 - Vital Signs At a Glance Contract Report for 175900/0004 - September 2019

Name or company name	Onefiveseven Partnership
Contract type name	GDS Contract
Purpose of contract	General
Contract start date	01/04/2010
Contract end date	

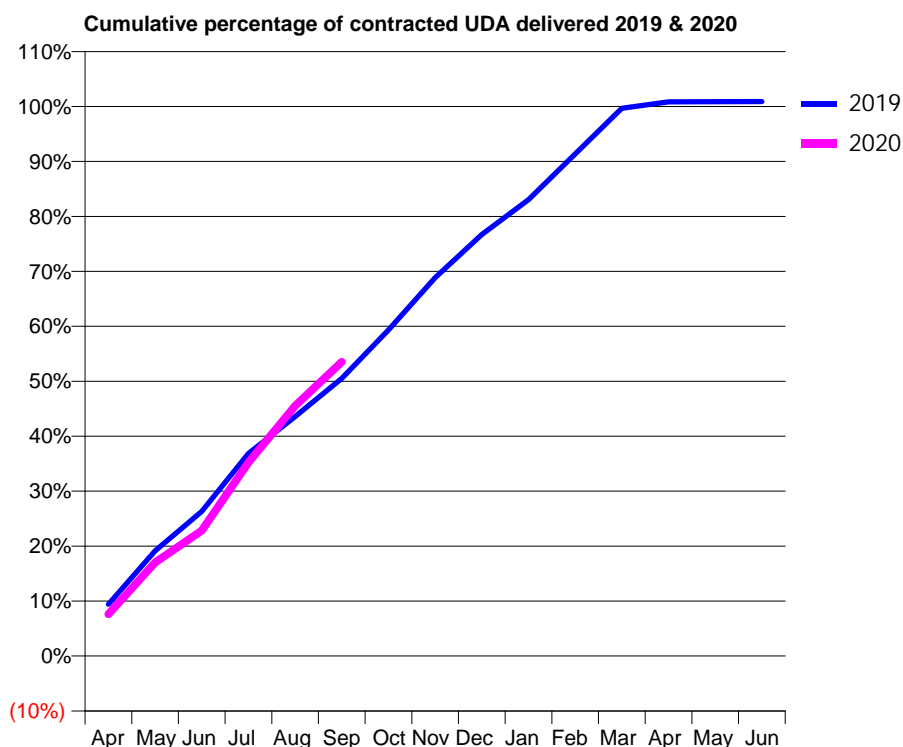
19/20 Contracted general activity (UDA)	10,449
Carry forward general activity (UDA)	-92
19/20 Contracted orthodontic activity (UOA)	0
Carry forward orthodontic activity (UOA)	0
Baseline contract value	£274,139.22

ACCESS*

Patients seen in 24 months	Total	Change since previous quarter
Quarter ending September 2018	4,086	
Quarter ending December 2018	4,107	→
Quarter ending March 2019	4,067	→
Quarter ending June 2019	4,104	→
Quarter ending September 2019	4,101	→
Variance since September 2018	0.4%	→



ACTIVITY



Month	Adjusted Scheduled Activity (UDA)	
	2019	2020
April	986	798
May	2,003	1,778
June	2,751	2,385
July	3,849	3,680
August	4,553	4,759
September	5,278	5,592
October	6,202	
November	7,196	
December	8,015	
January	8,679	
February	9,549	
March	10,414	
April	10,538	
May	10,540	
June	10,541	

QUALITY

	Quantity	Base Number	Contract	AT	Region	England
% of FP17s for the same patient ID Re-attending within 3 months - Children	112	1,994	5.6%	10.2%	11.3%	11.5%
% of FP17s for the same patient ID Re-attending within 3 months - Adults	180	974	18.5%	13.5%	14.7%	15.4%
% of FP17s for the same patient ID Re-attending between 3 & 9 months - Children	1,232	1,994	61.8%	60.8%	60.8%	59.7%
% of FP17s for the same patient ID Re-attending between 3 & 9 months - Adults	500	974	51.3%	50.2%	52.8%	51.7%
% of FP17s for Band 1 Urgent Courses	217	2,901	7.5%	9.2%	8.2%	9.2%
% of FP17s Relating to Free Repair or Replacements	0	2,901	0.0%	0.7%	0.7%	0.7%
% of FP17s Relating to Continuations	0	2,901	0.0%	0.8%	0.8%	0.8%
% of Patients satisfied with the dentistry they have received	1	1	N/A	93.2%	93.2%	93.5%
% of Patients satisfied with the time they had to wait for an appointment	1	1	N/A	86.3%	88.5%	87.4%

* This is based on patients treated on this contract for their most recent course of treatment. Figures in italics indicate the base number of FP17s or Patient Questionnaire responses are less than 100. N/A is shown where the base number of responses is less than 10 during the period. % is calculated as Quantity/Base number*100

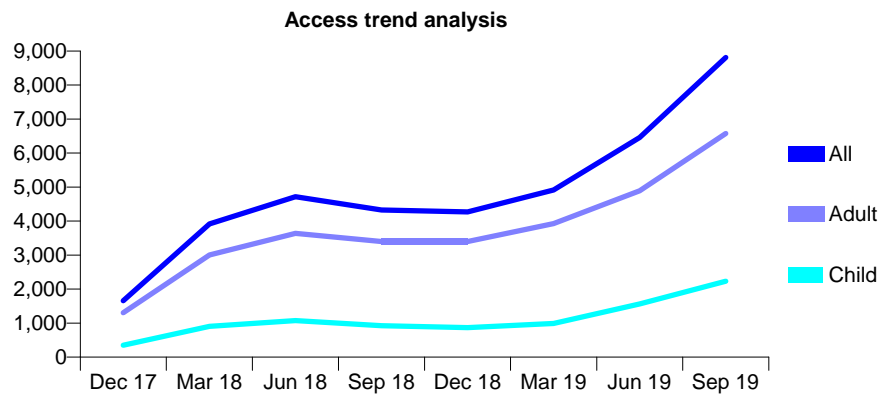
Q56 - Vital Signs At a Glance Contract Report for 176702/0001 - September 2019

Name or company name	Jeffrey Sherer and Larry Levin
Contract type name	GDS Contract
Purpose of contract	General and Orthodontic
Contract start date	01/04/2012
Contract end date	

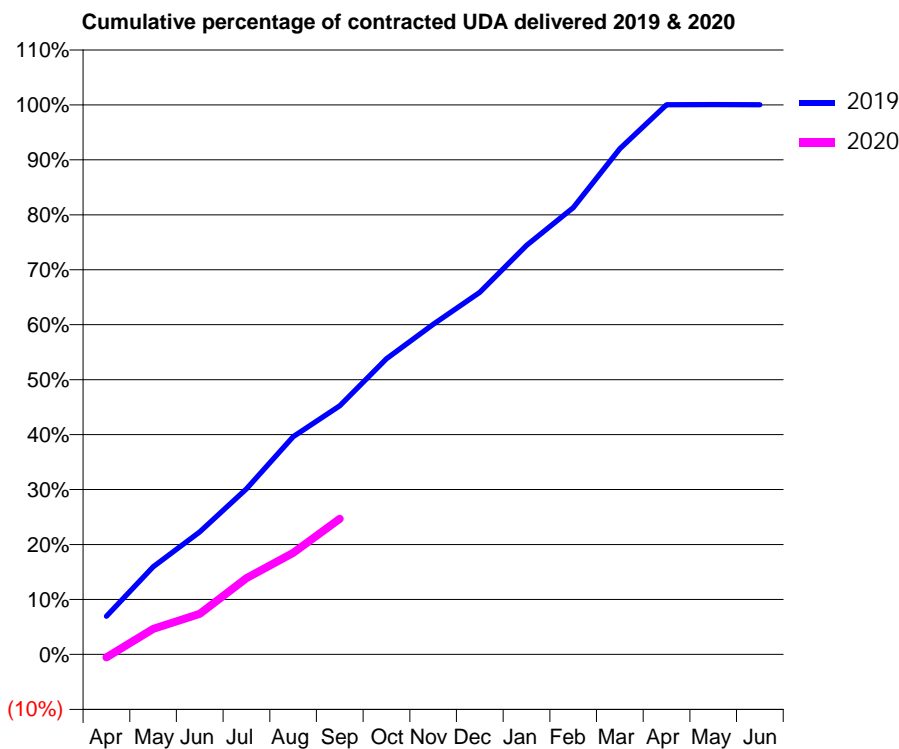
19/20 Contracted general activity (UDA)	47,500
Carry forward general activity (UDA)	494
19/20 Contracted orthodontic activity (UOA)	719
Carry forward orthodontic activity (UOA)	0
Baseline contract value	£1,417,272.55

ACCESS*

Patients seen in 24 months	Total	Change since previous quarter
Quarter ending September 2018	4,327	
Quarter ending December 2018	4,267	↓
Quarter ending March 2019	4,915	↑
Quarter ending June 2019	6,455	↑
Quarter ending September 2019	8,809	↑
Variance since September 2018	103.6%	↑



ACTIVITY



Month	2019	2020
April	868	-260
May	1,995	2,210
June	2,785	3,509
July	3,765	6,587
August	4,953	8,783
September	5,655	11,731
October	6,727	
November	7,510	
December	8,237	
January	9,300	
February	10,160	
March	11,500	
April	12,501	
May	12,504	
June	12,503	

QUALITY

	Quantity	Base Number	Contract	AT	Region	England
% of FP17s for the same patient ID Re-attending within 3 months - Children	187	2,087	9.0%	10.2%	11.3%	11.5%
% of FP17s for the same patient ID Re-attending within 3 months - Adults	799	5,583	14.3%	13.5%	14.7%	15.4%
% of FP17s for the same patient ID Re-attending between 3 & 9 months - Children	368	2,087	17.6%	60.8%	60.8%	59.7%
% of FP17s for the same patient ID Re-attending between 3 & 9 months - Adults	1,368	5,583	24.5%	50.2%	52.8%	51.7%
% of FP17s for Band 1 Urgent Courses	1,545	7,157	21.6%	9.2%	8.2%	9.2%
% of FP17s Relating to Free Repair or Replacements	10	7,157	0.1%	0.7%	0.7%	0.7%
% of FP17s Relating to Continuations	49	7,157	0.7%	0.8%	0.8%	0.8%
% of Patients satisfied with the dentistry they have received	9	9	N/A	93.2%	93.2%	93.5%
% of Patients satisfied with the time they had to wait for an appointment	9	9	N/A	86.3%	88.5%	87.4%

* This is based on patients treated on this contract for their most recent course of treatment. Figures in italics indicate the base number of FP17s or Patient Questionnaire responses are less than 100. N/A is shown where the base number of responses is less than 10 during the period. % is calculated as Quantity/Base number*100

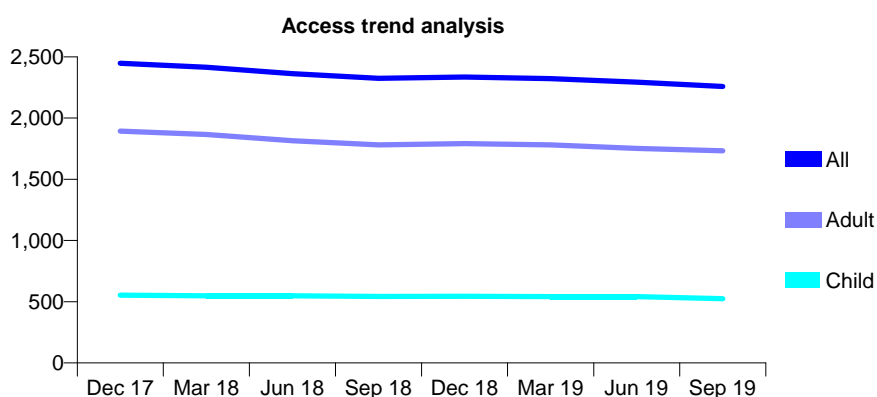
Q56 - Vital Signs At a Glance Contract Report for 176796/0001 - September 2019

Name or company name	Treetops Dental Practice Limited
Contract type name	GDS Contract
Purpose of contract	General
Contract start date	01/08/2011
Contract end date	

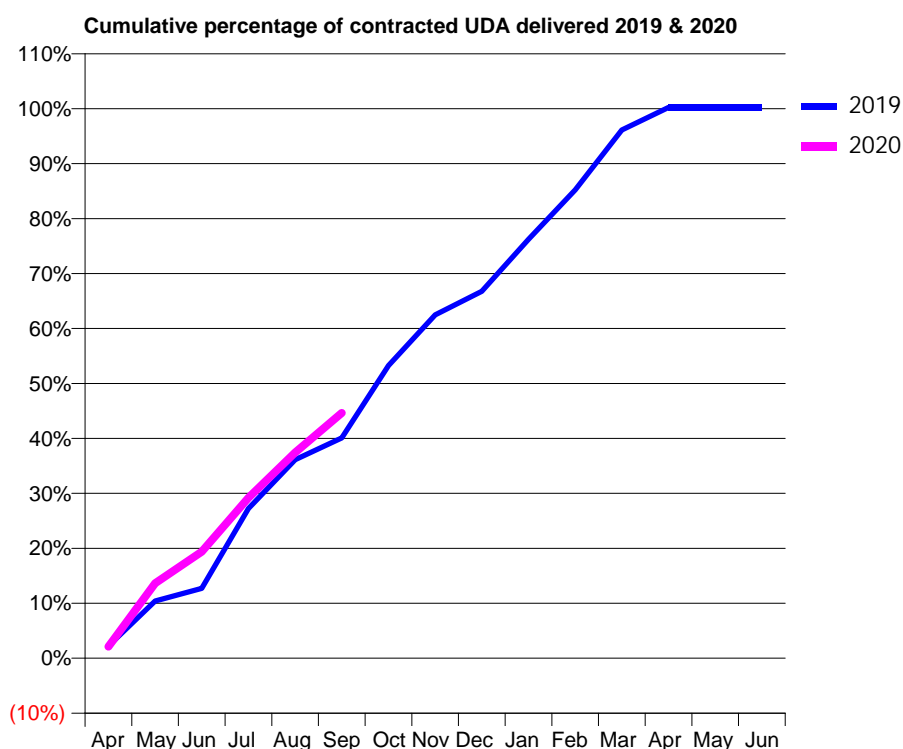
19/20 Contracted general activity (UDA)	6,642
Carry forward general activity (UDA)	-15
19/20 Contracted orthodontic activity (UOA)	0
Carry forward orthodontic activity (UOA)	0
Baseline contract value	£251,669.37

ACCESS*

Patients seen in 24 months	Total	Change since previous quarter
Quarter ending September 2018	2,325	
Quarter ending December 2018	2,335	→
Quarter ending March 2019	2,322	→
Quarter ending June 2019	2,294	↓
Quarter ending September 2019	2,258	↓
Variance since September 2018	(2.9%)	↓



ACTIVITY



Month	2019	2020
April	148	141
May	692	907
June	843	1,287
July	1,810	1,940
August	2,400	2,487
September	2,664	2,964
October	3,537	
November	4,149	
December	4,434	
January	5,064	
February	5,661	
March	6,384	
April	6,658	
May	6,658	
June	6,657	

QUALITY

	Quantity	Base Number	Contract	AT	Region	England
% of FP17s for the same patient ID Re-attending within 3 months - Children	21	368	5.7%	10.2%	11.3%	11.5%
% of FP17s for the same patient ID Re-attending within 3 months - Adults	212	1,216	17.4%	13.5%	14.7%	15.4%
% of FP17s for the same patient ID Re-attending between 3 & 9 months - Children	194	368	52.7%	60.8%	60.8%	59.7%
% of FP17s for the same patient ID Re-attending between 3 & 9 months - Adults	609	1,216	50.1%	50.2%	52.8%	51.7%
% of FP17s for Band 1 Urgent Courses	167	1,498	11.1%	9.2%	8.2%	9.2%
% of FP17s Relating to Free Repair or Replacements	0	1,498	0.0%	0.7%	0.7%	0.7%
% of FP17s Relating to Continuations	17	1,498	1.1%	0.8%	0.8%	0.8%
% of Patients satisfied with the dentistry they have received	1	1	N/A	93.2%	93.2%	93.5%
% of Patients satisfied with the time they had to wait for an appointment	0	1	N/A	86.3%	88.5%	87.4%

* This is based on patients treated on this contract for their most recent course of treatment.

Figures in italics indicate the base number of FP17s or Patient Questionnaire responses are less than 100. N/A is shown where the base number of responses is less than 10 during the period. % is calculated as Quantity/Base number*100

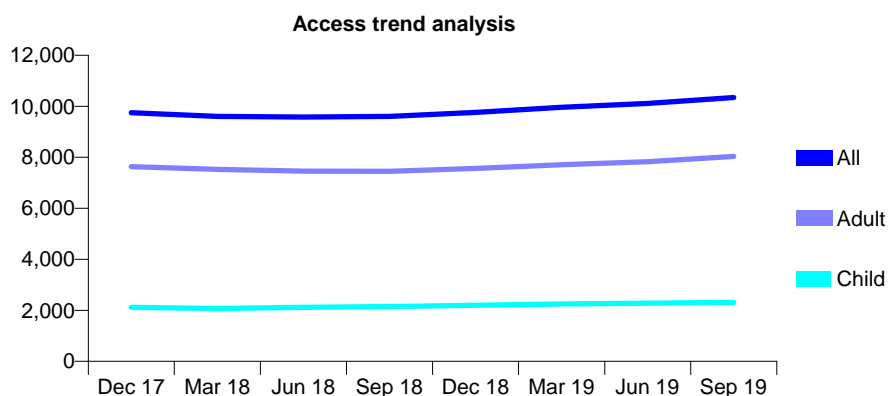
Q56 - Vital Signs At a Glance Contract Report for 176850/0001 - September 2019

Name or company name	The Wrating Road Partnership
Contract type name	GDS Contract
Purpose of contract	General
Contract start date	01/08/2006
Contract end date	

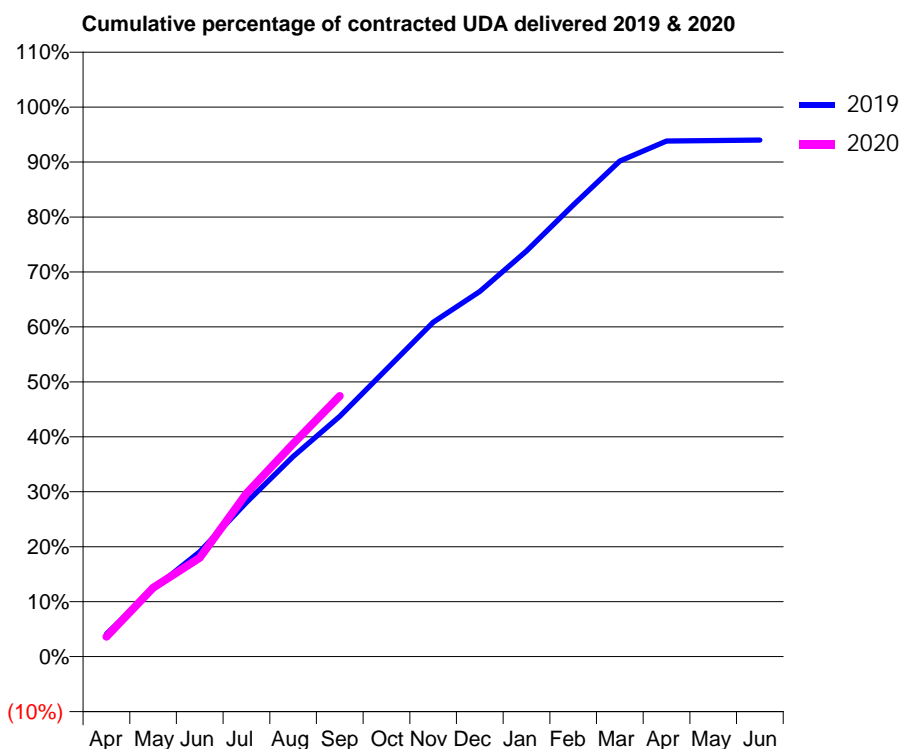
19/20 Contracted general activity (UDA)	29,000
Carry forward general activity (UDA)	0
19/20 Contracted orthodontic activity (UOA)	0
Carry forward orthodontic activity (UOA)	0
Baseline contract value	£697,941.15

ACCESS*

Patients seen in 24 months	Total	Change since previous quarter
Quarter ending September 2018	9,601	
Quarter ending December 2018	9,759	→
Quarter ending March 2019	9,958	↑
Quarter ending June 2019	10,112	→
Quarter ending September 2019	10,347	↑
Variance since September 2018	7.8%	↑



ACTIVITY



Month	Adjusted Scheduled Activity (UDA)	
	2019	2020
April	1,193	1,049
May	3,574	3,634
June	5,538	5,217
July	8,135	8,607
August	10,562	11,237
September	12,675	13,752
October	15,161	
November	17,643	
December	19,264	
January	21,406	
February	23,829	
March	26,149	
April	27,205	
May	27,229	
June	27,256	

QUALITY

	Quantity	Base Number	Contract	AT	Region	England
% of FP17s for the same patient ID Re-attending within 3 months - Children	137	1,994	6.9%	10.2%	11.3%	11.5%
% of FP17s for the same patient ID Re-attending within 3 months - Adults	913	6,639	13.8%	13.5%	14.7%	15.4%
% of FP17s for the same patient ID Re-attending between 3 & 9 months - Children	1,242	1,994	62.3%	60.8%	60.8%	59.7%
% of FP17s for the same patient ID Re-attending between 3 & 9 months - Adults	3,925	6,639	59.1%	50.2%	52.8%	51.7%
% of FP17s for Band 1 Urgent Courses	733	7,980	9.2%	9.2%	8.2%	9.2%
% of FP17s Relating to Free Repair or Replacements	70	7,980	0.9%	0.7%	0.7%	0.7%
% of FP17s Relating to Continuations	39	7,980	0.5%	0.8%	0.8%	0.8%
% of Patients satisfied with the dentistry they have received	4	4	N/A	93.2%	93.2%	93.5%
% of Patients satisfied with the time they had to wait for an appointment	3	4	N/A	86.3%	88.5%	87.4%

* This is based on patients treated on this contract for their most recent course of treatment. Figures in italics indicate the base number of FP17s or Patient Questionnaire responses are less than 100. N/A is shown where the base number of responses is less than 10 during the period. % is calculated as Quantity/Base number*100

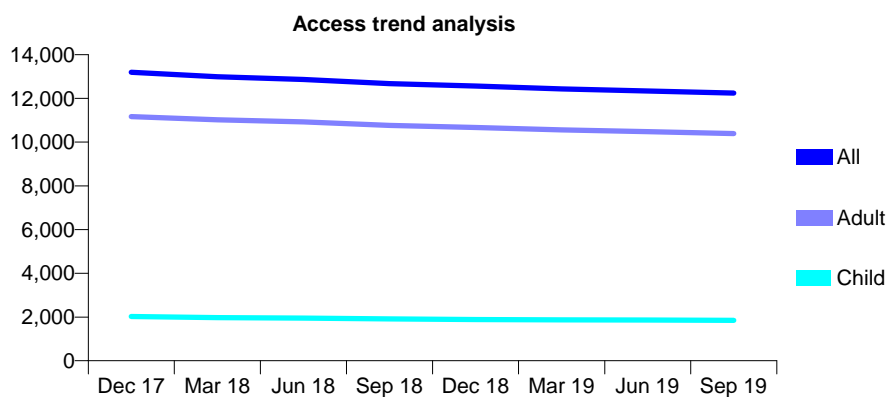
Q56 - Vital Signs At a Glance Contract Report for 177296/0001 - September 2019

Name or company name	Peacock & Shrestha
Contract type name	GDS Contract
Purpose of contract	General
Contract start date	01/04/2010
Contract end date	

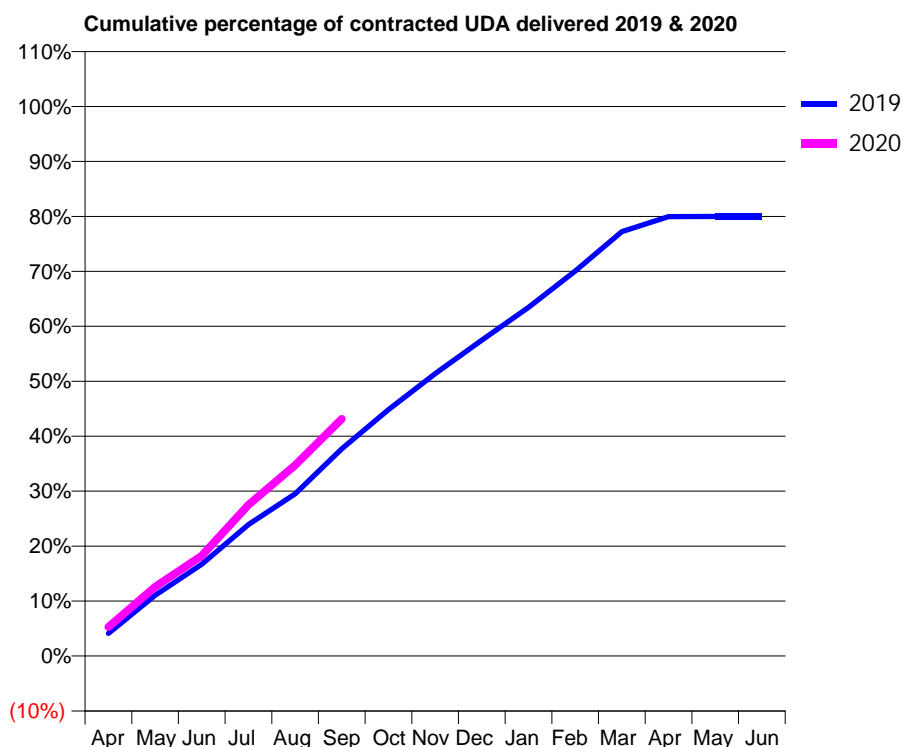
19/20 Contracted general activity (UDA)	30,000
Carry forward general activity (UDA)	0
19/20 Contracted orthodontic activity (UOA)	0
Carry forward orthodontic activity (UOA)	0
Baseline contract value	£665,072.79

ACCESS*

Patients seen in 24 months	Total	Change since previous quarter
Quarter ending September 2018	12,675	
Quarter ending December 2018	12,562	→
Quarter ending March 2019	12,433	↓
Quarter ending June 2019	12,337	→
Quarter ending September 2019	12,238	→
Variance since September 2018	(3.4%)	↓



ACTIVITY



Month	Adjusted Scheduled Activity (UDA)	
	2019	2020
April	1,543	1,582
May	4,147	3,778
June	6,269	5,473
July	8,968	8,252
August	11,073	10,420
September	14,139	12,949
October	16,811	
November	19,267	
December	21,556	
January	23,789	
February	26,263	
March	28,957	
April	29,981	
May	29,985	
June	29,987	

QUALITY

	Quantity	Base Number	Contract	AT	Region	England
% of FP17s for the same patient ID Re-attending within 3 months - Children	70	1,683	4.2%	10.2%	11.3%	11.5%
% of FP17s for the same patient ID Re-attending within 3 months - Adults	951	8,022	11.9%	13.5%	14.7%	15.4%
% of FP17s for the same patient ID Re-attending between 3 & 9 months - Children	1,276	1,683	75.8%	60.8%	60.8%	59.7%
% of FP17s for the same patient ID Re-attending between 3 & 9 months - Adults	4,861	8,022	60.6%	50.2%	52.8%	51.7%
% of FP17s for Band 1 Urgent Courses	788	9,123	8.6%	9.2%	8.2%	9.2%
% of FP17s Relating to Free Repair or Replacements	25	9,123	0.3%	0.7%	0.7%	0.7%
% of FP17s Relating to Continuations	34	9,123	0.4%	0.8%	0.8%	0.8%
% of Patients satisfied with the dentistry they have received	7	7	N/A	93.2%	93.2%	93.5%
% of Patients satisfied with the time they had to wait for an appointment	7	7	N/A	86.3%	88.5%	87.4%

* This is based on patients treated on this contract for their most recent course of treatment. Figures in italics indicate the base number of FP17s or Patient Questionnaire responses are less than 100. N/A is shown where the base number of responses is less than 10 during the period. % is calculated as Quantity/Base number*100

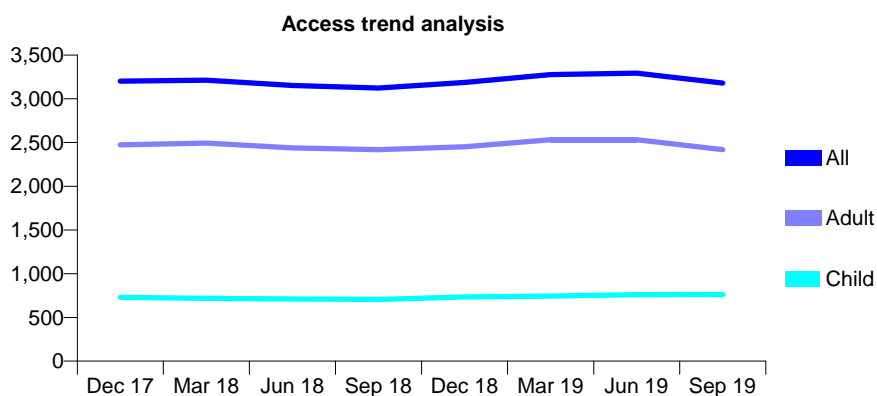
Q56 - Vital Signs At a Glance Contract Report for 178683/0003 - September 2019

Name or company name	Dr A Rai, Dr F Tahir & Dr M Rossman
Contract type name	GDS Contract
Purpose of contract	General
Contract start date	01/07/2013
Contract end date	

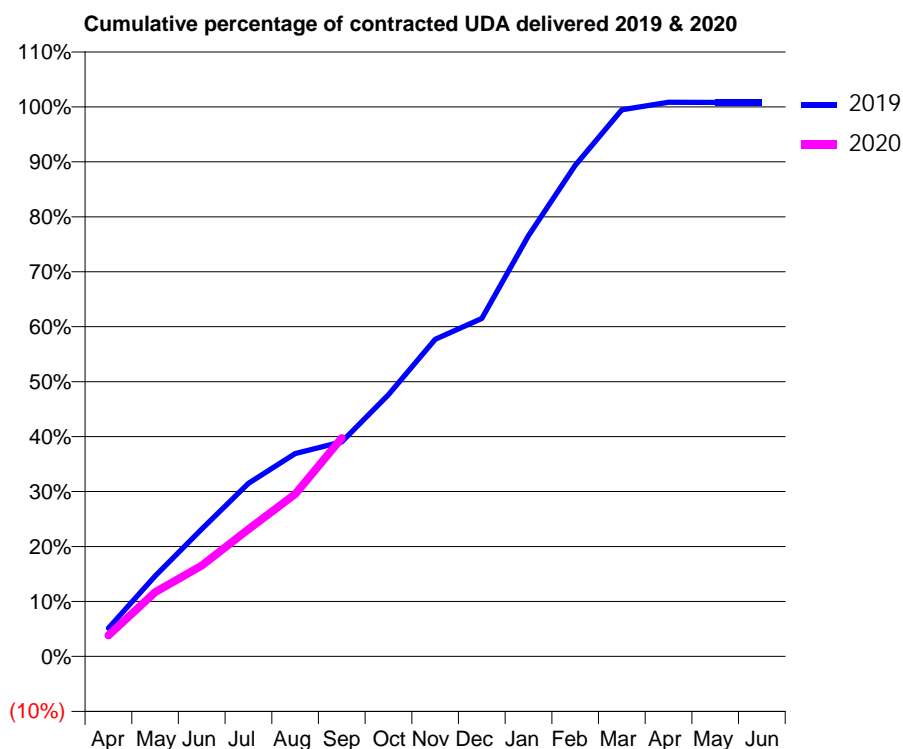
19/20 Contracted general activity (UDA)	7,500
Carry forward general activity (UDA)	-60
19/20 Contracted orthodontic activity (UOA)	0
Carry forward orthodontic activity (UOA)	0
Baseline contract value	£187,897.93

ACCESS*

Patients seen in 24 months	Total	Change since previous quarter
Quarter ending September 2018	3,123	
Quarter ending December 2018	3,186	↑
Quarter ending March 2019	3,276	↑
Quarter ending June 2019	3,293	→
Quarter ending September 2019	3,180	↓
Variance since September 2018	1.8%	→



ACTIVITY



Adjusted Scheduled Activity (UDA)		
Month	2019	2020
April	385	289
May	1,098	877
June	1,738	1,240
July	2,363	1,736
August	2,769	2,216
September	2,928	2,981
October	3,572	
November	4,326	
December	4,614	
January	5,742	
February	6,703	
March	7,460	
April	7,562	
May	7,560	
June	7,560	

QUALITY

	Quantity	Base Number	Contract	AT	Region	England
% of FP17s for the same patient ID Re-attending within 3 months - Children	20	361	5.5%	10.2%	11.3%	11.5%
% of FP17s for the same patient ID Re-attending within 3 months - Adults	132	984	13.4%	13.5%	14.7%	15.4%
% of FP17s for the same patient ID Re-attending between 3 & 9 months - Children	139	361	38.5%	60.8%	60.8%	59.7%
% of FP17s for the same patient ID Re-attending between 3 & 9 months - Adults	374	984	38.0%	50.2%	52.8%	51.7%
% of FP17s for Band 1 Urgent Courses	138	1,312	10.5%	9.2%	8.2%	9.2%
% of FP17s Relating to Free Repair or Replacements	5	1,312	0.4%	0.7%	0.7%	0.7%
% of FP17s Relating to Continuations	18	1,312	1.4%	0.8%	0.8%	0.8%
% of Patients satisfied with the dentistry they have received	3	3	N/A	93.2%	93.2%	93.5%
% of Patients satisfied with the time they had to wait for an appointment	3	3	N/A	86.3%	88.5%	87.4%

* This is based on patients treated on this contract for their most recent course of treatment. Figures in italics indicate the base number of FP17s or Patient Questionnaire responses are less than 100. N/A is shown where the base number of responses is less than 10 during the period. % is calculated as Quantity/Base number*100

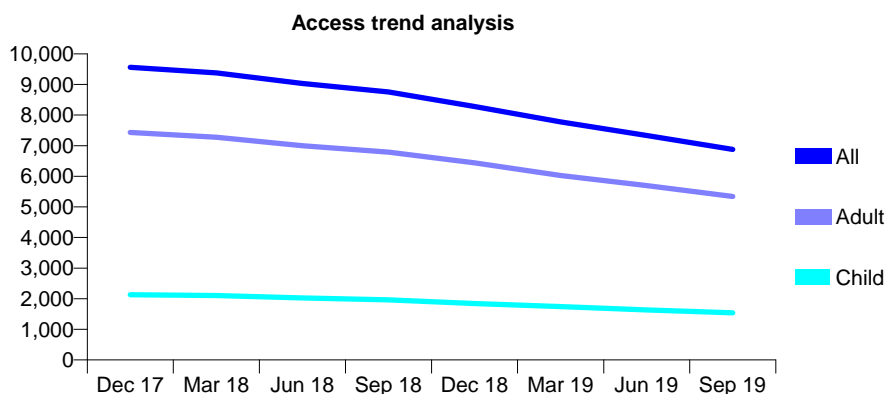
Q56 - Vital Signs At a Glance Contract Report for 179922/0001 - September 2019

Name or company name	Simply Smile Manor House
Contract type name	GDS Contract
Purpose of contract	General
Contract start date	01/04/2013
Contract end date	

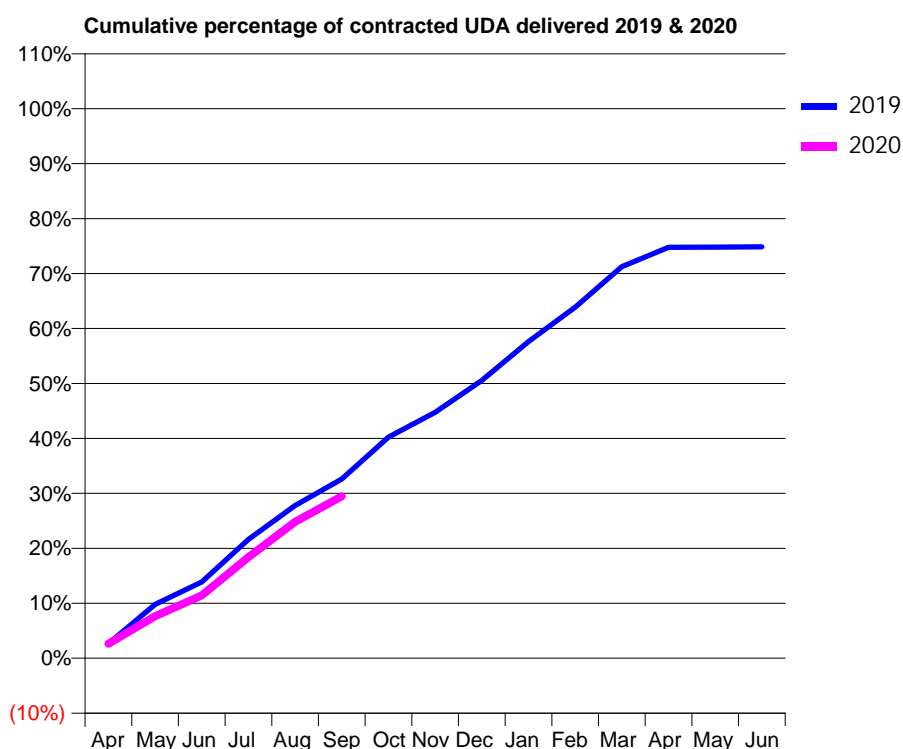
19/20 Contracted general activity (UDA)	24,165
Carry forward general activity (UDA)	0
19/20 Contracted orthodontic activity (UOA)	0
Carry forward orthodontic activity (UOA)	0
Baseline contract value	£557,749.69

ACCESS*

Patients seen in 24 months	Total	Change since previous quarter
Quarter ending September 2018	8,754	
Quarter ending December 2018	8,281	↓
Quarter ending March 2019	7,777	↓
Quarter ending June 2019	7,333	↓
Quarter ending September 2019	6,880	↓
Variance since September 2018	(21.4%)	↓



ACTIVITY



Month	2019	2020
April	640	636
May	2,364	1,849
June	3,352	2,766
July	5,228	4,446
August	6,718	6,005
September	7,878	7,117
October	9,723	
November	10,816	
December	12,213	
January	13,925	
February	15,438	
March	17,215	
April	18,072	
May	18,076	
June	18,088	

QUALITY

	Quantity	Base Number	Contract	AT	Region	England
% of FP17s for the same patient ID Re-attending within 3 months - Children	57	996	5.7%	10.2%	11.3%	11.5%
% of FP17s for the same patient ID Re-attending within 3 months - Adults	401	2,890	13.9%	13.5%	14.7%	15.4%
% of FP17s for the same patient ID Re-attending between 3 & 9 months - Children	588	996	59.0%	60.8%	60.8%	59.7%
% of FP17s for the same patient ID Re-attending between 3 & 9 months - Adults	1,272	2,890	44.0%	50.2%	52.8%	51.7%
% of FP17s for Band 1 Urgent Courses	381	3,491	10.9%	9.2%	8.2%	9.2%
% of FP17s Relating to Free Repair or Replacements	16	3,491	0.5%	0.7%	0.7%	0.7%
% of FP17s Relating to Continuations	43	3,491	1.2%	0.8%	0.8%	0.8%
% of Patients satisfied with the dentistry they have received	3	3	N/A	93.2%	93.2%	93.5%
% of Patients satisfied with the time they had to wait for an appointment	1	3	N/A	86.3%	88.5%	87.4%

* This is based on patients treated on this contract for their most recent course of treatment.

Figures in italics indicate the base number of FP17s or Patient Questionnaire responses are less than 100. N/A is shown where the base number of responses is less than 10 during the period. % is calculated as Quantity/Base number*100

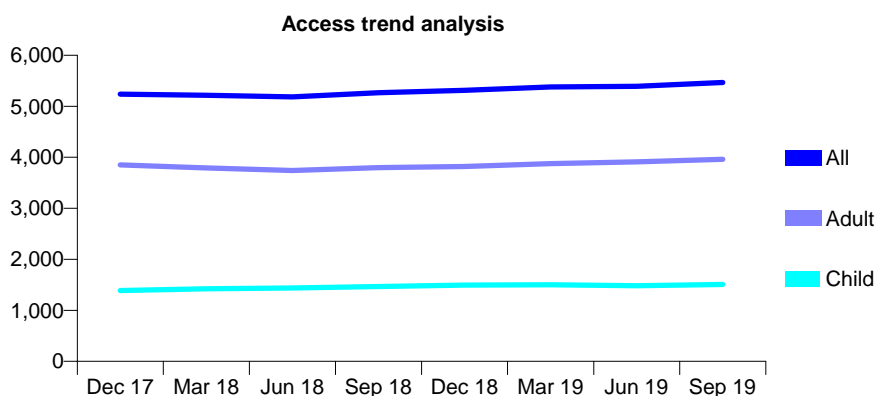
Q56 - Vital Signs At a Glance Contract Report for 181102/0001 - September 2019

Name or company name	Cambridge Street Dental Practice
Contract type name	GDS Contract
Purpose of contract	General
Contract start date	03/10/2011
Contract end date	

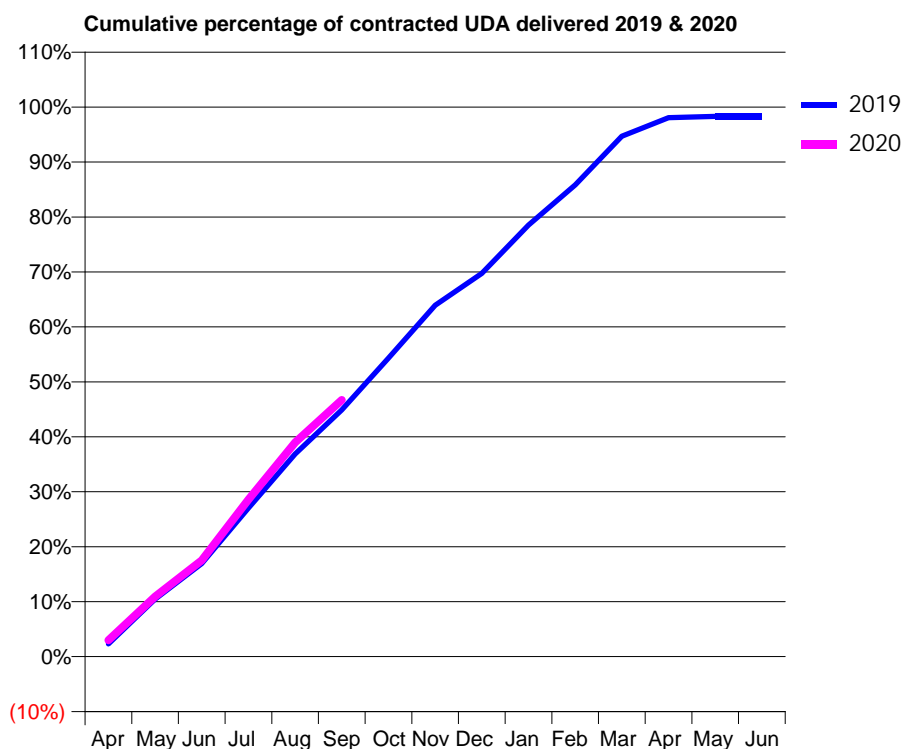
19/20 Contracted general activity (UDA)	16,000
Carry forward general activity (UDA)	274
19/20 Contracted orthodontic activity (UOA)	0
Carry forward orthodontic activity (UOA)	0
Baseline contract value	£411,894.90

ACCESS*

Patients seen in 24 months	Total	Change since previous quarter
Quarter ending September 2018	5,267	
Quarter ending December 2018	5,313	→
Quarter ending March 2019	5,378	→
Quarter ending June 2019	5,391	→
Quarter ending September 2019	5,467	→
Variance since September 2018	3.8%	↑



ACTIVITY



Month	Adjusted Scheduled Activity (UDA)	
	2019	2020
April	370	478
May	1,676	1,751
June	2,711	2,803
July	4,326	4,573
August	5,899	6,238
September	7,180	7,474
October	8,691	
November	10,230	
December	11,156	
January	12,568	
February	13,737	
March	15,152	
April	15,691	
May	15,725	
June	15,726	

QUALITY

	Quantity	Base Number	Contract	AT	Region	England
% of FP17s for the same patient ID Re-attending within 3 months - Children	66	1,180	5.6%	10.2%	11.3%	11.5%
% of FP17s for the same patient ID Re-attending within 3 months - Adults	278	2,805	9.9%	13.5%	14.7%	15.4%
% of FP17s for the same patient ID Re-attending between 3 & 9 months - Children	788	1,180	66.8%	60.8%	60.8%	59.7%
% of FP17s for the same patient ID Re-attending between 3 & 9 months - Adults	1,753	2,805	62.5%	50.2%	52.8%	51.7%
% of FP17s for Band 1 Urgent Courses	196	3,728	5.3%	9.2%	8.2%	9.2%
% of FP17s Relating to Free Repair or Replacements	17	3,728	0.5%	0.7%	0.7%	0.7%
% of FP17s Relating to Continuations	19	3,728	0.5%	0.8%	0.8%	0.8%
% of Patients satisfied with the dentistry they have received	0	0	N/A	93.2%	93.2%	93.5%
% of Patients satisfied with the time they had to wait for an appointment	0	0	N/A	86.3%	88.5%	87.4%

* This is based on patients treated on this contract for their most recent course of treatment. Figures in italics indicate the base number of FP17s or Patient Questionnaire responses are less than 100. N/A is shown where the base number of responses is less than 10 during the period. % is calculated as Quantity/Base number*100

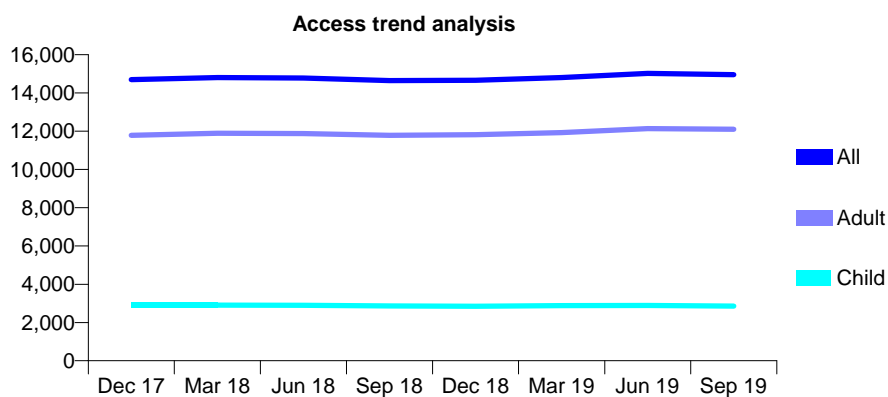
Q56 - Vital Signs At a Glance Contract Report for 182397/0001 - September 2019

Name or company name	Bank Buildings Dental Practice
Contract type name	GDS Contract
Purpose of contract	General and Orthodontic
Contract start date	01/04/2011
Contract end date	

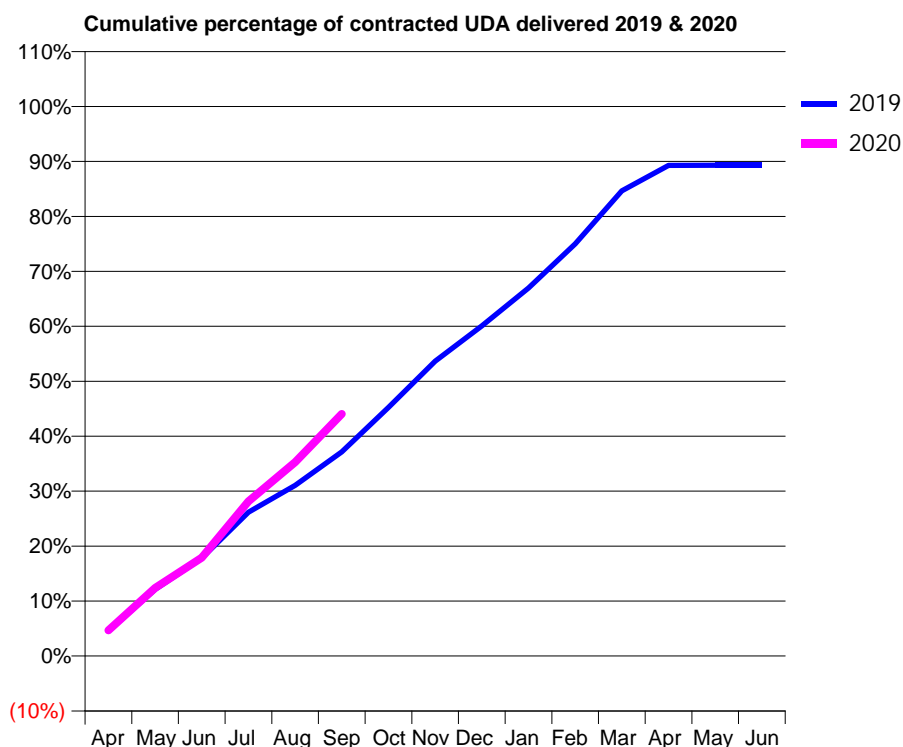
19/20 Contracted general activity (UDA)	40,973
Carry forward general activity (UDA)	0
19/20 Contracted orthodontic activity (UOA)	3,067
Carry forward orthodontic activity (UOA)	-36
Baseline contract value	£1,166,205.34

ACCESS*

Patients seen in 24 months	Total	Change since previous quarter
Quarter ending September 2018	14,644	
Quarter ending December 2018	14,666	→
Quarter ending March 2019	14,805	→
Quarter ending June 2019	15,020	→
Quarter ending September 2019	14,949	→
Variance since September 2018	2.1%	↑



ACTIVITY



Month	Adjusted Scheduled Activity (UDA)	
	2019	2020
April	1,887	1,911
May	4,979	5,077
June	7,307	7,335
July	10,727	11,539
August	12,731	14,452
September	15,219	18,051
October	18,539	
November	21,992	
December	24,610	
January	27,441	
February	30,725	
March	34,688	
April	36,579	
May	36,584	
June	36,585	

QUALITY

	Quantity	Base Number	Contract	AT	Region	England
% of FP17s for the same patient ID Re-attending within 3 months - Children	235	2,148	10.9%	10.2%	11.3%	11.5%
% of FP17s for the same patient ID Re-attending within 3 months - Adults	1,366	8,015	17.0%	13.5%	14.7%	15.4%
% of FP17s for the same patient ID Re-attending between 3 & 9 months - Children	1,164	2,148	54.2%	60.8%	60.8%	59.7%
% of FP17s for the same patient ID Re-attending between 3 & 9 months - Adults	3,044	8,015	38.0%	50.2%	52.8%	51.7%
% of FP17s for Band 1 Urgent Courses	879	8,788	10.0%	9.2%	8.2%	9.2%
% of FP17s Relating to Free Repair or Replacements	40	8,788	0.5%	0.7%	0.7%	0.7%
% of FP17s Relating to Continuations	103	8,788	1.2%	0.8%	0.8%	0.8%
% of Patients satisfied with the dentistry they have received	5	6	N/A	93.2%	93.2%	93.5%
% of Patients satisfied with the time they had to wait for an appointment	4	6	N/A	86.3%	88.5%	87.4%

* This is based on patients treated on this contract for their most recent course of treatment. Figures in italics indicate the base number of FP17s or Patient Questionnaire responses are less than 100. N/A is shown where the base number of responses is less than 10 during the period. % is calculated as Quantity/Base number*100

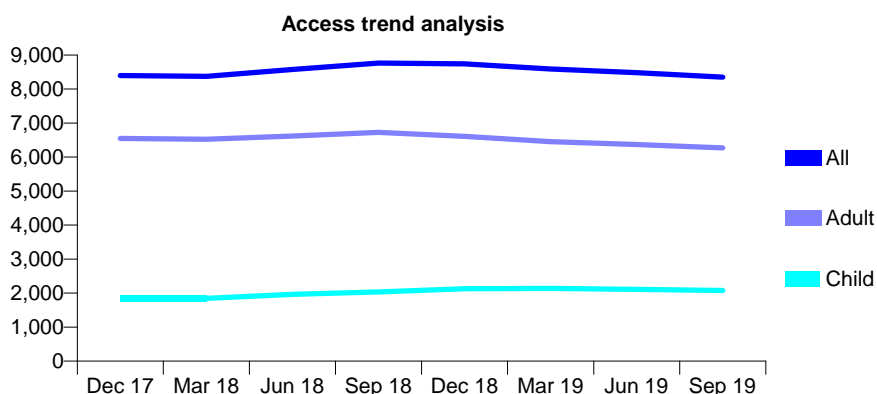
Q56 - Vital Signs At a Glance Contract Report for 183113/0001 - September 2019

Name or company name	Chokshi Ltd
Contract type name	GDS Contract
Purpose of contract	General
Contract start date	18/06/2012
Contract end date	

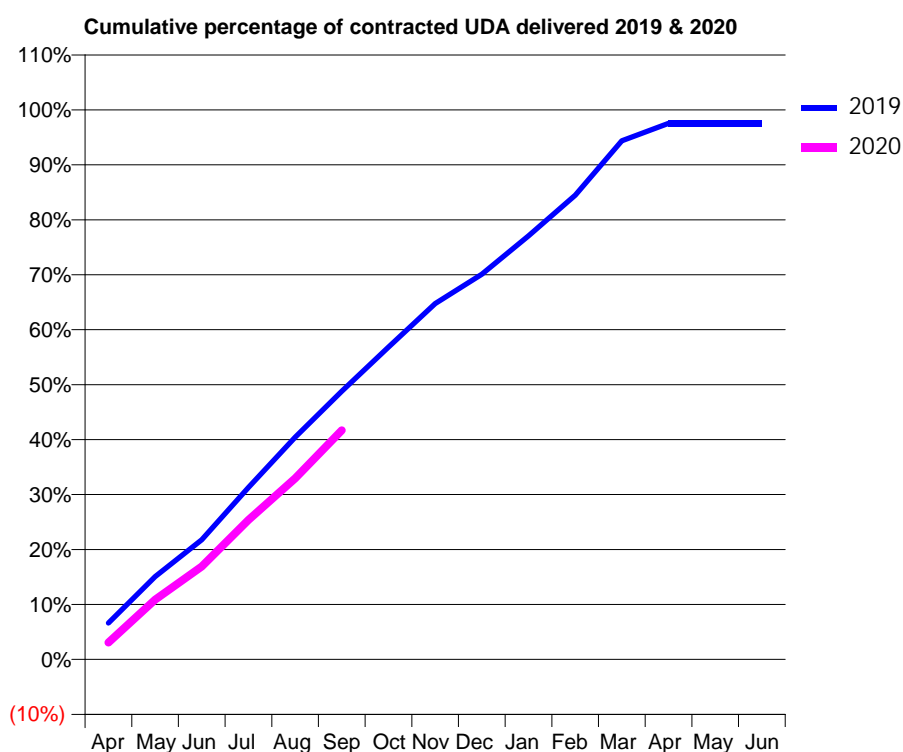
19/20 Contracted general activity (UDA)	21,607
Carry forward general activity (UDA)	532
19/20 Contracted orthodontic activity (UOA)	0
Carry forward orthodontic activity (UOA)	0
Baseline contract value	£594,316.72

ACCESS*

Patients seen in 24 months	Total	Change since previous quarter
Quarter ending September 2018	8,762	
Quarter ending December 2018	8,740	→
Quarter ending March 2019	8,592	↓
Quarter ending June 2019	8,482	↓
Quarter ending September 2019	8,351	↓
Variance since September 2018	(4.7%)	↓



ACTIVITY



Month	2019	2020
April	1,434	665
May	3,261	2,352
June	4,706	3,652
July	6,759	5,488
August	8,739	7,118
September	10,543	9,012
October	12,278	
November	13,992	
December	15,140	
January	16,656	
February	18,247	
March	20,388	
April	21,075	
May	21,075	
June	21,075	

QUALITY

	Quantity	Base Number	Contract	AT	Region	England
% of FP17s for the same patient ID Re-attending within 3 months - Children	157	1,717	9.1%	10.2%	11.3%	11.5%
% of FP17s for the same patient ID Re-attending within 3 months - Adults	595	4,691	12.7%	13.5%	14.7%	15.4%
% of FP17s for the same patient ID Re-attending between 3 & 9 months - Children	1,225	1,717	71.3%	60.8%	60.8%	59.7%
% of FP17s for the same patient ID Re-attending between 3 & 9 months - Adults	2,740	4,691	58.4%	50.2%	52.8%	51.7%
% of FP17s for Band 1 Urgent Courses	316	5,517	5.7%	9.2%	8.2%	9.2%
% of FP17s Relating to Free Repair or Replacements	10	5,517	0.2%	0.7%	0.7%	0.7%
% of FP17s Relating to Continuations	4	5,517	0.1%	0.8%	0.8%	0.8%
% of Patients satisfied with the dentistry they have received	0	0	N/A	93.2%	93.2%	93.5%
% of Patients satisfied with the time they had to wait for an appointment	0	0	N/A	86.3%	88.5%	87.4%

* This is based on patients treated on this contract for their most recent course of treatment. Figures in italics indicate the base number of FP17s or Patient Questionnaire responses are less than 100. N/A is shown where the base number of responses is less than 10 during the period. % is calculated as Quantity/Base number*100

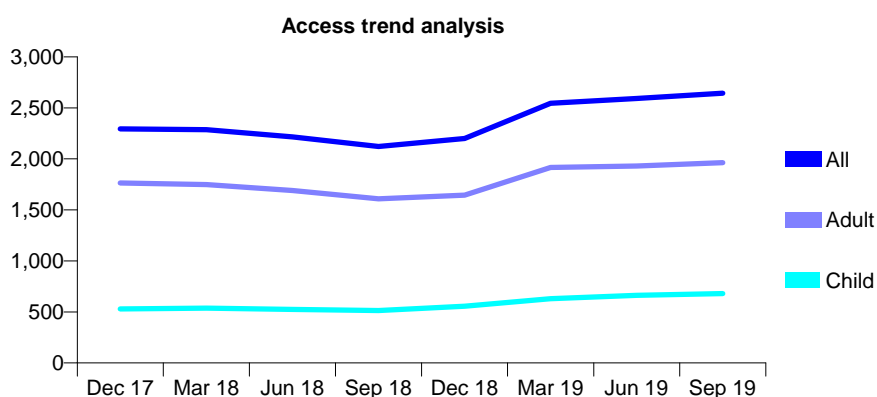
Q56 - Vital Signs At a Glance Contract Report for 183946/0001 - September 2019

Name or company name	Woodbridge Dental Surgery Limited
Contract type name	GDS Contract
Purpose of contract	General
Contract start date	01/04/2010
Contract end date	

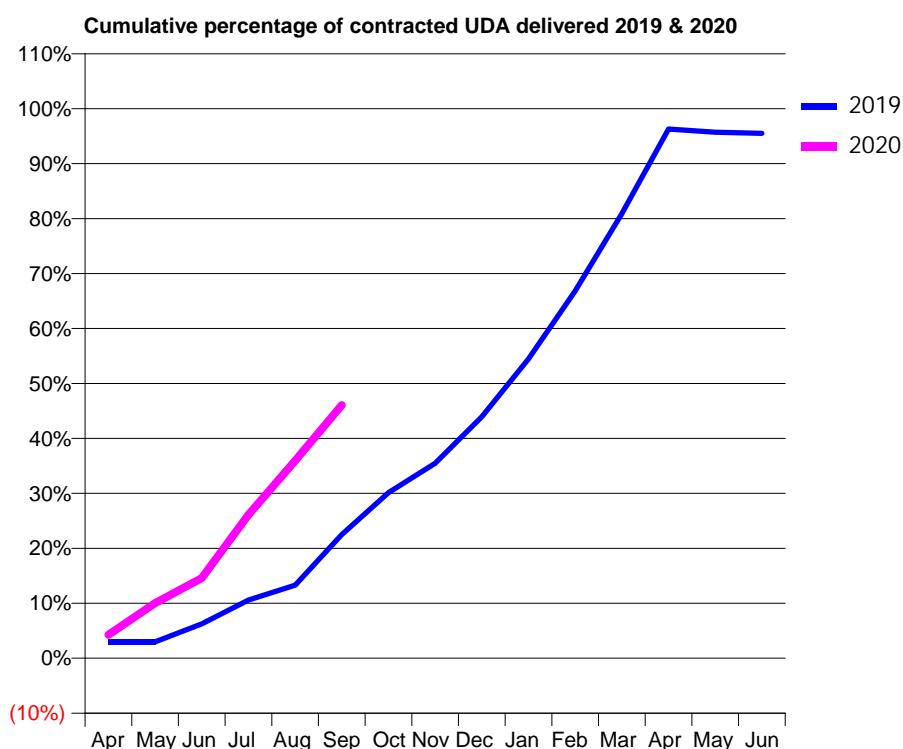
19/20 Contracted general activity (UDA)	6,571
Carry forward general activity (UDA)	0
19/20 Contracted orthodontic activity (UOA)	0
Carry forward orthodontic activity (UOA)	0
Baseline contract value	£156,832.35

ACCESS*

Patients seen in 24 months	Total	Change since previous quarter
Quarter ending September 2018	2,122	
Quarter ending December 2018	2,201	↑
Quarter ending March 2019	2,546	↑
Quarter ending June 2019	2,592	→
Quarter ending September 2019	2,644	↑
Variance since September 2018	24.6%	↑



ACTIVITY



Month	2019	2020
April	197	280
May	197	659
June	411	958
July	696	1,717
August	872	2,362
September	1,479	3,025
October	1,980	
November	2,333	
December	2,887	
January	3,579	
February	4,392	
March	5,315	
April	6,327	
May	6,290	
June	6,275	

QUALITY

	Quantity	Base Number	Contract	AT	Region	England
% of FP17s for the same patient ID Re-attending within 3 months - Children	17	463	3.7%	10.2%	11.3%	11.5%
% of FP17s for the same patient ID Re-attending within 3 months - Adults	177	1,249	14.2%	13.5%	14.7%	15.4%
% of FP17s for the same patient ID Re-attending between 3 & 9 months - Children	295	463	63.7%	60.8%	60.8%	59.7%
% of FP17s for the same patient ID Re-attending between 3 & 9 months - Adults	713	1,249	57.1%	50.2%	52.8%	51.7%
% of FP17s for Band 1 Urgent Courses	152	1,450	10.5%	9.2%	8.2%	9.2%
% of FP17s Relating to Free Repair or Replacements	2	1,450	0.1%	0.7%	0.7%	0.7%
% of FP17s Relating to Continuations	2	1,450	0.1%	0.8%	0.8%	0.8%
% of Patients satisfied with the dentistry they have received	0	0	N/A	93.2%	93.2%	93.5%
% of Patients satisfied with the time they had to wait for an appointment	0	0	N/A	86.3%	88.5%	87.4%

* This is based on patients treated on this contract for their most recent course of treatment.

Figures in italics indicate the base number of FP17s or Patient Questionnaire responses are less than 100. N/A is shown where the base number of responses is less than 10 during the period. % is calculated as Quantity/Base number*100

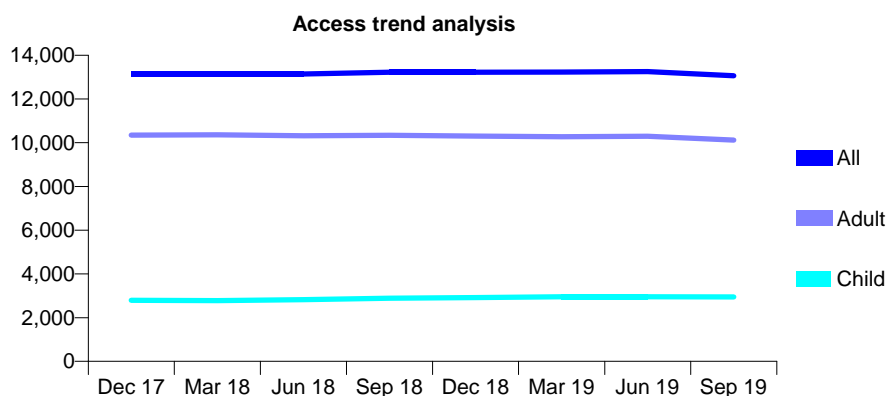
Q56 - Vital Signs At a Glance Contract Report for 184624/0001 - September 2019

Name or company name	DMJ Norwich Limited
Contract type name	GDS Contract
Purpose of contract	General
Contract start date	01/04/2013
Contract end date	

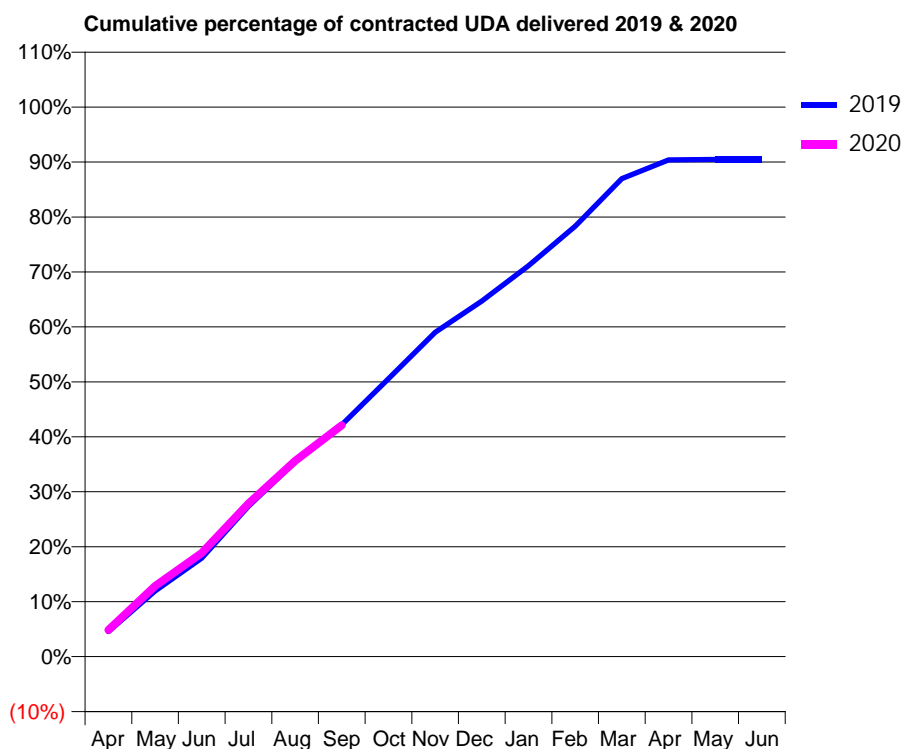
19/20 Contracted general activity (UDA)	37,546
Carry forward general activity (UDA)	0
19/20 Contracted orthodontic activity (UOA)	0
Carry forward orthodontic activity (UOA)	0
Baseline contract value	£1,084,983.73

ACCESS*

Patients seen in 24 months	Total	Change since previous quarter
Quarter ending September 2018	13,223	
Quarter ending December 2018	13,224	→
Quarter ending March 2019	13,229	→
Quarter ending June 2019	13,252	→
Quarter ending September 2019	13,066	↓
Variance since September 2018	(1.2%)	↓



ACTIVITY



Month	Adjusted Scheduled Activity (UDA)	
	2019	2020
April	1,721	1,824
May	4,490	4,823
June	6,728	7,082
July	10,275	10,459
August	13,308	13,378
September	15,843	15,799
October	18,983	
November	22,159	
December	24,293	
January	26,705	
February	29,406	
March	32,660	
April	33,931	
May	33,963	
June	33,972	

QUALITY

	Quantity	Base Number	Contract	AT	Region	England
% of FP17s for the same patient ID Re-attending within 3 months - Children	85	2,016	4.2%	10.2%	11.3%	11.5%
% of FP17s for the same patient ID Re-attending within 3 months - Adults	644	6,195	10.4%	13.5%	14.7%	15.4%
% of FP17s for the same patient ID Re-attending between 3 & 9 months - Children	1,123	2,016	55.7%	60.8%	60.8%	59.7%
% of FP17s for the same patient ID Re-attending between 3 & 9 months - Adults	3,026	6,195	48.8%	50.2%	52.8%	51.7%
% of FP17s for Band 1 Urgent Courses	530	7,676	6.9%	9.2%	8.2%	9.2%
% of FP17s Relating to Free Repair or Replacements	56	7,676	0.7%	0.7%	0.7%	0.7%
% of FP17s Relating to Continuations	77	7,676	1.0%	0.8%	0.8%	0.8%
% of Patients satisfied with the dentistry they have received	4	5	N/A	93.2%	93.2%	93.5%
% of Patients satisfied with the time they had to wait for an appointment	2	5	N/A	86.3%	88.5%	87.4%

* This is based on patients treated on this contract for their most recent course of treatment. Figures in italics indicate the base number of FP17s or Patient Questionnaire responses are less than 100. N/A is shown where the base number of responses is less than 10 during the period. % is calculated as Quantity/Base number*100

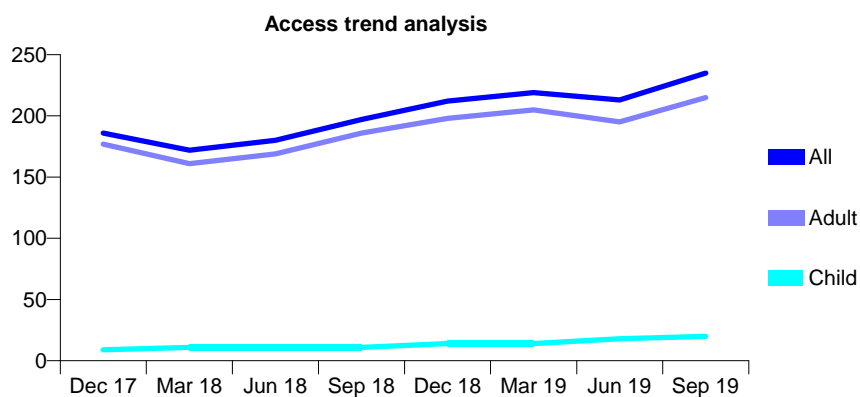
Q56 - Vital Signs At a Glance Contract Report for 184624/0002 - September 2019

Name or company name	DMJ Norwich Limited
Contract type name	PDS Contract
Purpose of contract	General
Contract start date	01/04/2013
Contract end date	31/03/2020

19/20 Contracted general activity (UDA)	3,380
Carry forward general activity (UDA)	0
19/20 Contracted orthodontic activity (UOA)	0
Carry forward orthodontic activity (UOA)	0
Baseline contract value	£586,928.19

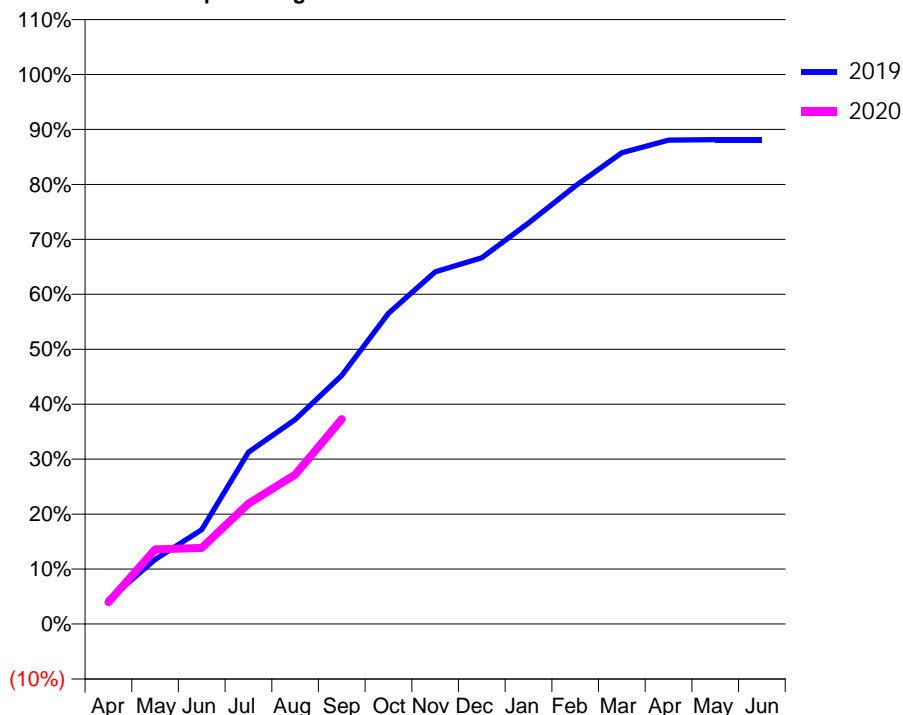
ACCESS*

Patients seen in 24 months	Total	Change since previous quarter
Quarter ending September 2018	197	
Quarter ending December 2018	212	↑
Quarter ending March 2019	219	↑
Quarter ending June 2019	213	↓
Quarter ending September 2019	235	↑
Variance since September 2018	19.3%	↑



ACTIVITY

Cumulative percentage of contracted UDA delivered 2019 & 2020



Adjusted Scheduled Activity (UDA)

Month	2019	2020
April	150	135
May	397	459
June	580	468
July	1,057	741
August	1,258	919
September	1,529	1,260
October	1,911	
November	2,166	
December	2,253	
January	2,466	
February	2,694	
March	2,898	
April	2,976	
May	2,979	
June	2,979	

QUALITY

	Quantity	Base Number	Contract	AT	Region	England
% of FP17s for the same patient ID Re-attending within 3 months - Children	0	48	0.0%	10.2%	11.3%	11.5%
% of FP17s for the same patient ID Re-attending within 3 months - Adults	1	403	0.2%	13.5%	14.7%	15.4%
% of FP17s for the same patient ID Re-attending between 3 & 9 months - Children	0	48	0.0%	60.8%	60.8%	59.7%
% of FP17s for the same patient ID Re-attending between 3 & 9 months - Adults	4	403	1.0%	50.2%	52.8%	51.7%
% of FP17s for Band 1 Urgent Courses	0	424	0.0%	9.2%	8.2%	9.2%
% of FP17s Relating to Free Repair or Replacements	0	424	0.0%	0.7%	0.7%	0.7%
% of FP17s Relating to Continuations	3	424	0.7%	0.8%	0.8%	0.8%
% of Patients satisfied with the dentistry they have received	0	0	N/A	93.2%	93.2%	93.5%
% of Patients satisfied with the time they had to wait for an appointment	0	0	N/A	86.3%	88.5%	87.4%

* This is based on patients treated on this contract for their most recent course of treatment.

Figures in italics indicate the base number of FP17s or Patient Questionnaire responses are less than 100. N/A is shown where the base number of responses is less than 10 during the period. % is calculated as Quantity/Base number*100

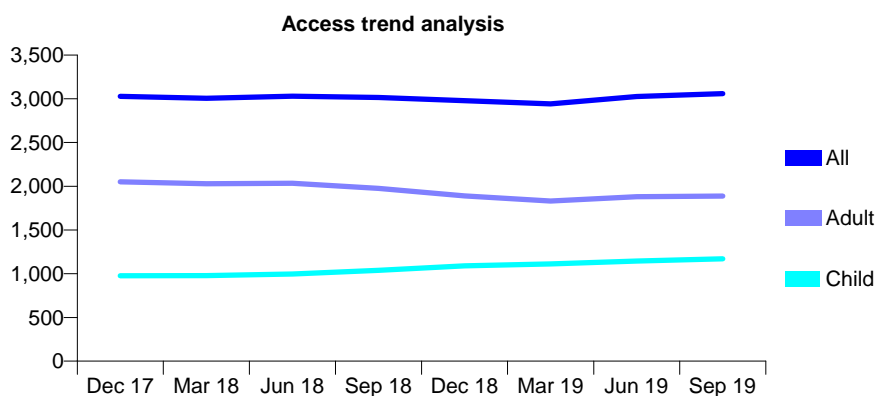
Q56 - Vital Signs At a Glance Contract Report for 185272/0001 - September 2019

Name or company name	Bridge House Dental Practice
Contract type name	GDS Contract
Purpose of contract	General
Contract start date	01/11/2012
Contract end date	

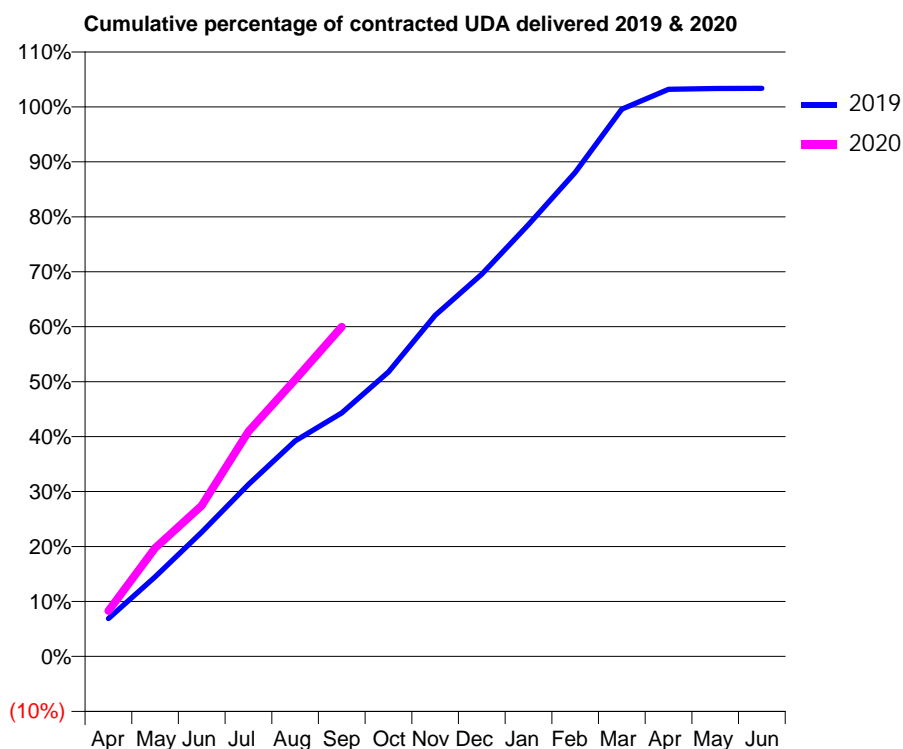
19/20 Contracted general activity (UDA)	5,905
Carry forward general activity (UDA)	-118
19/20 Contracted orthodontic activity (UOA)	0
Carry forward orthodontic activity (UOA)	0
Baseline contract value	£131,101.17

ACCESS*

Patients seen in 24 months	Total	Change since previous quarter
Quarter ending September 2018	3,016	
Quarter ending December 2018	2,979	↓
Quarter ending March 2019	2,942	↓
Quarter ending June 2019	3,026	↑
Quarter ending September 2019	3,059	→
Variance since September 2018	1.4%	→



ACTIVITY



Month	2019	2020
April	408	489
May	857	1,166
June	1,336	1,622
July	1,848	2,416
August	2,315	2,974
September	2,618	3,542
October	3,057	
November	3,666	
December	4,108	
January	4,641	
February	5,202	
March	5,881	
April	6,093	
May	6,102	
June	6,104	

QUALITY

	Quantity	Base Number	Contract	AT	Region	England
% of FP17s for the same patient ID Re-attending within 3 months - Children	98	973	10.1%	10.2%	11.3%	11.5%
% of FP17s for the same patient ID Re-attending within 3 months - Adults	187	1,325	14.1%	13.5%	14.7%	15.4%
% of FP17s for the same patient ID Re-attending between 3 & 9 months - Children	595	973	61.2%	60.8%	60.8%	59.7%
% of FP17s for the same patient ID Re-attending between 3 & 9 months - Adults	616	1,325	46.5%	50.2%	52.8%	51.7%
% of FP17s for Band 1 Urgent Courses	178	2,132	8.3%	9.2%	8.2%	9.2%
% of FP17s Relating to Free Repair or Replacements	11	2,132	0.5%	0.7%	0.7%	0.7%
% of FP17s Relating to Continuations	7	2,132	0.3%	0.8%	0.8%	0.8%
% of Patients satisfied with the dentistry they have received	1	1	N/A	93.2%	93.2%	93.5%
% of Patients satisfied with the time they had to wait for an appointment	1	1	N/A	86.3%	88.5%	87.4%

* This is based on patients treated on this contract for their most recent course of treatment. Figures in italics indicate the base number of FP17s or Patient Questionnaire responses are less than 100. N/A is shown where the base number of responses is less than 10 during the period. % is calculated as Quantity/Base number*100

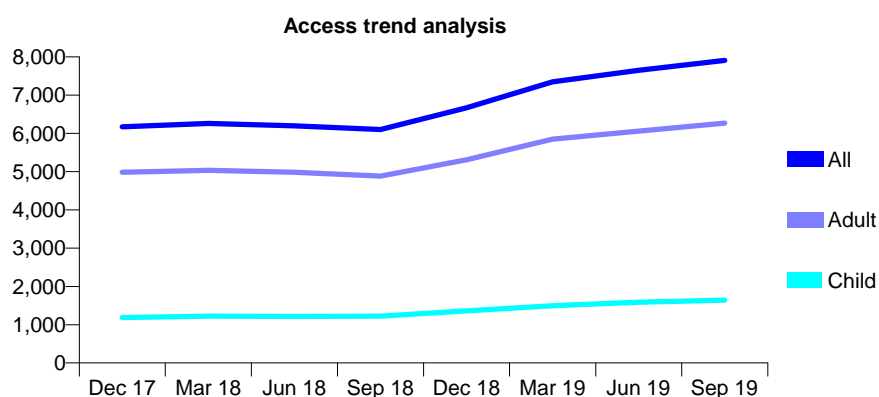
Q56 - Vital Signs At a Glance Contract Report for 185361/0001 - September 2019

Name or company name	Diss Dental Health Centre Limited
Contract type name	GDS Contract
Purpose of contract	General
Contract start date	01/04/2010
Contract end date	

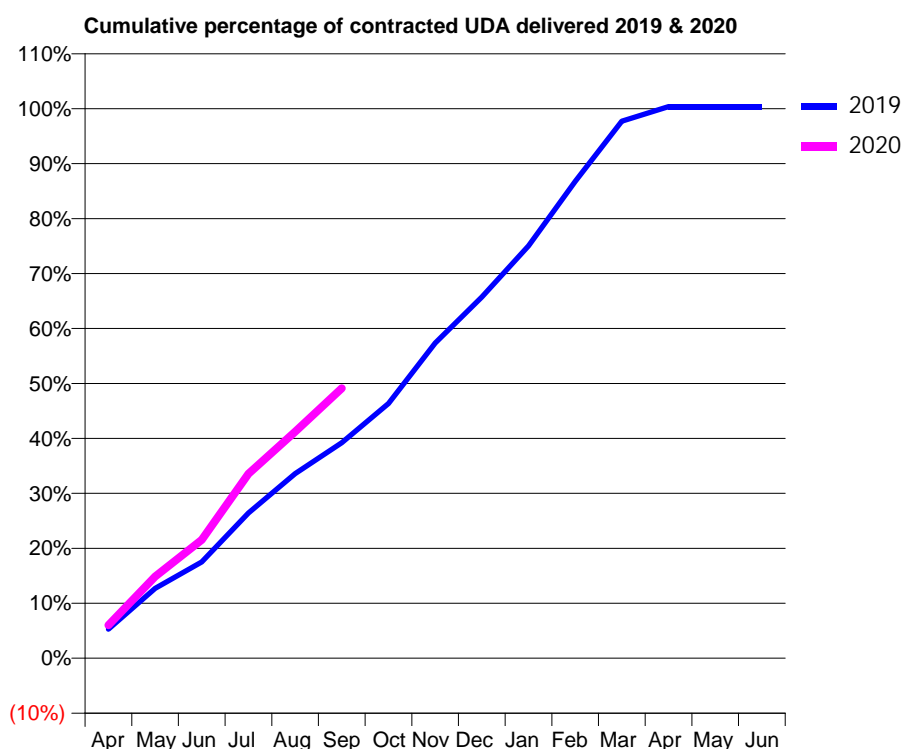
19/20 Contracted general activity (UDA)	21,060
Carry forward general activity (UDA)	-70
19/20 Contracted orthodontic activity (UOA)	0
Carry forward orthodontic activity (UOA)	0
Baseline contract value	£563,052.16

ACCESS*

Patients seen in 24 months	Total	Change since previous quarter
Quarter ending September 2018	6,103	
Quarter ending December 2018	6,671	↑
Quarter ending March 2019	7,345	↑
Quarter ending June 2019	7,650	↑
Quarter ending September 2019	7,908	↑
Variance since September 2018	29.6%	↑



ACTIVITY



Month	2019	2020
April	1,058	1,270
May	2,555	3,131
June	3,511	4,534
July	5,306	7,068
August	6,737	8,680
September	7,865	10,348
October	9,299	
November	11,504	
December	13,184	
January	15,052	
February	17,404	
March	19,599	
April	20,130	
May	20,130	
June	20,130	

QUALITY

	Quantity	Base Number	Contract	AT	Region	England
% of FP17s for the same patient ID Re-attending within 3 months - Children	78	1,194	6.5%	10.2%	11.3%	11.5%
% of FP17s for the same patient ID Re-attending within 3 months - Adults	377	4,237	8.9%	13.5%	14.7%	15.4%
% of FP17s for the same patient ID Re-attending between 3 & 9 months - Children	662	1,194	55.4%	60.8%	60.8%	59.7%
% of FP17s for the same patient ID Re-attending between 3 & 9 months - Adults	2,123	4,237	50.1%	50.2%	52.8%	51.7%
% of FP17s for Band 1 Urgent Courses	244	5,182	4.7%	9.2%	8.2%	9.2%
% of FP17s Relating to Free Repair or Replacements	35	5,182	0.7%	0.7%	0.7%	0.7%
% of FP17s Relating to Continuations	28	5,182	0.5%	0.8%	0.8%	0.8%
% of Patients satisfied with the dentistry they have received	4	4	N/A	93.2%	93.2%	93.5%
% of Patients satisfied with the time they had to wait for an appointment	4	4	N/A	86.3%	88.5%	87.4%

* This is based on patients treated on this contract for their most recent course of treatment. Figures in italics indicate the base number of FP17s or Patient Questionnaire responses are less than 100. N/A is shown where the base number of responses is less than 10 during the period. % is calculated as Quantity/Base number*100

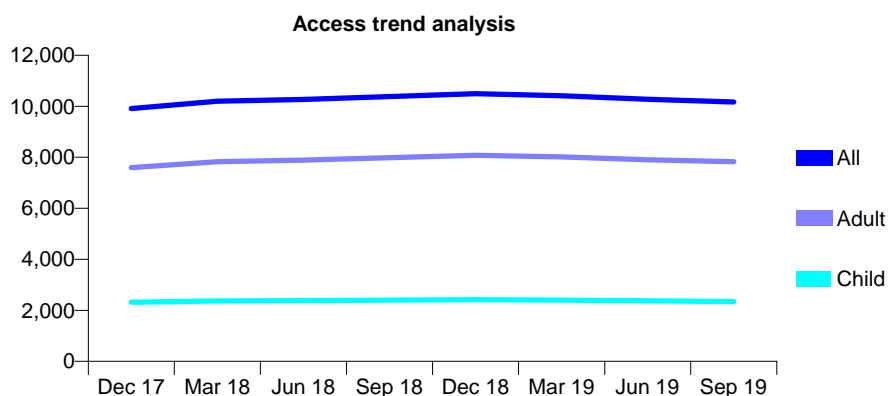
Q56 - Vital Signs At a Glance Contract Report for 185434/0001 - September 2019

Name or company name	Priory Park Dental Practice
Contract type name	GDS Contract
Purpose of contract	General
Contract start date	01/01/2016
Contract end date	

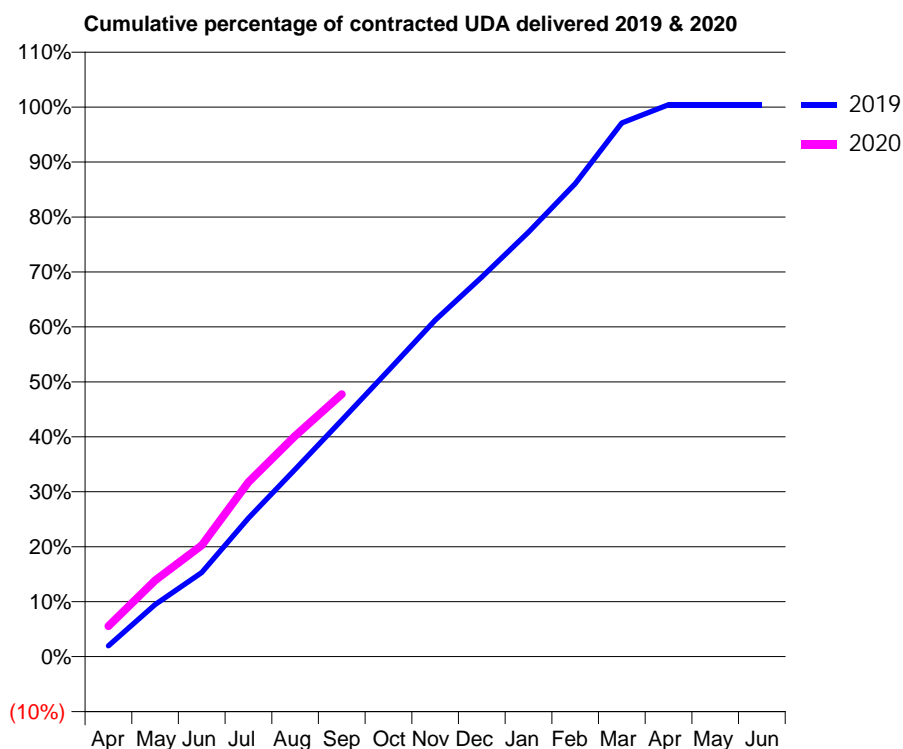
19/20 Contracted general activity (UDA)	28,201
Carry forward general activity (UDA)	-119
19/20 Contracted orthodontic activity (UOA)	0
Carry forward orthodontic activity (UOA)	0
Baseline contract value	£987,548.52

ACCESS*

Patients seen in 24 months	Total	Change since previous quarter
Quarter ending September 2018	10,383	
Quarter ending December 2018	10,493	→
Quarter ending March 2019	10,415	→
Quarter ending June 2019	10,279	↓
Quarter ending September 2019	10,166	↓
Variance since September 2018	(2.1%)	↓



ACTIVITY



Month	Adjusted Scheduled Activity (UDA)	
	2019	2020
April	559	1,564
May	2,673	3,919
June	4,315	5,708
July	7,109	8,956
August	9,613	11,327
September	12,136	13,468
October	14,688	
November	17,271	
December	19,480	
January	21,785	
February	24,272	
March	27,384	
April	28,321	
May	28,322	
June	28,320	

QUALITY

	Quantity	Base Number	Contract	AT	Region	England
% of FP17s for the same patient ID Re-attending within 3 months - Children	150	1,971	7.6%	10.2%	11.3%	11.5%
% of FP17s for the same patient ID Re-attending within 3 months - Adults	933	6,177	15.1%	13.5%	14.7%	15.4%
% of FP17s for the same patient ID Re-attending between 3 & 9 months - Children	1,362	1,971	69.1%	60.8%	60.8%	59.7%
% of FP17s for the same patient ID Re-attending between 3 & 9 months - Adults	4,077	6,177	66.0%	50.2%	52.8%	51.7%
% of FP17s for Band 1 Urgent Courses	560	7,670	7.3%	9.2%	8.2%	9.2%
% of FP17s Relating to Free Repair or Replacements	49	7,670	0.6%	0.7%	0.7%	0.7%
% of FP17s Relating to Continuations	113	7,670	1.5%	0.8%	0.8%	0.8%
% of Patients satisfied with the dentistry they have received	3	4	N/A	93.2%	93.2%	93.5%
% of Patients satisfied with the time they had to wait for an appointment	4	4	N/A	86.3%	88.5%	87.4%

* This is based on patients treated on this contract for their most recent course of treatment. Figures in italics indicate the base number of FP17s or Patient Questionnaire responses are less than 100. N/A is shown where the base number of responses is less than 10 during the period. % is calculated as Quantity/Base number*100

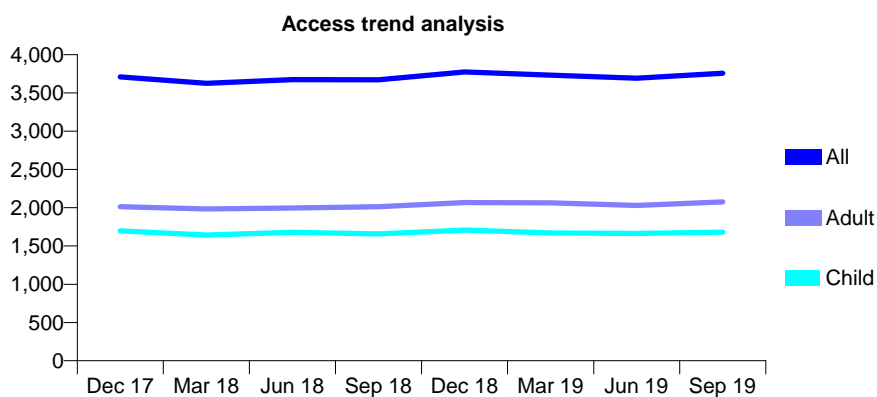
Q56 - Vital Signs At a Glance Contract Report for 185671/0001 - September 2019

Name or company name	Community Dental Services CIC
Contract type name	PDS Contract
Purpose of contract	General
Contract start date	01/10/2012
Contract end date	31/05/2020

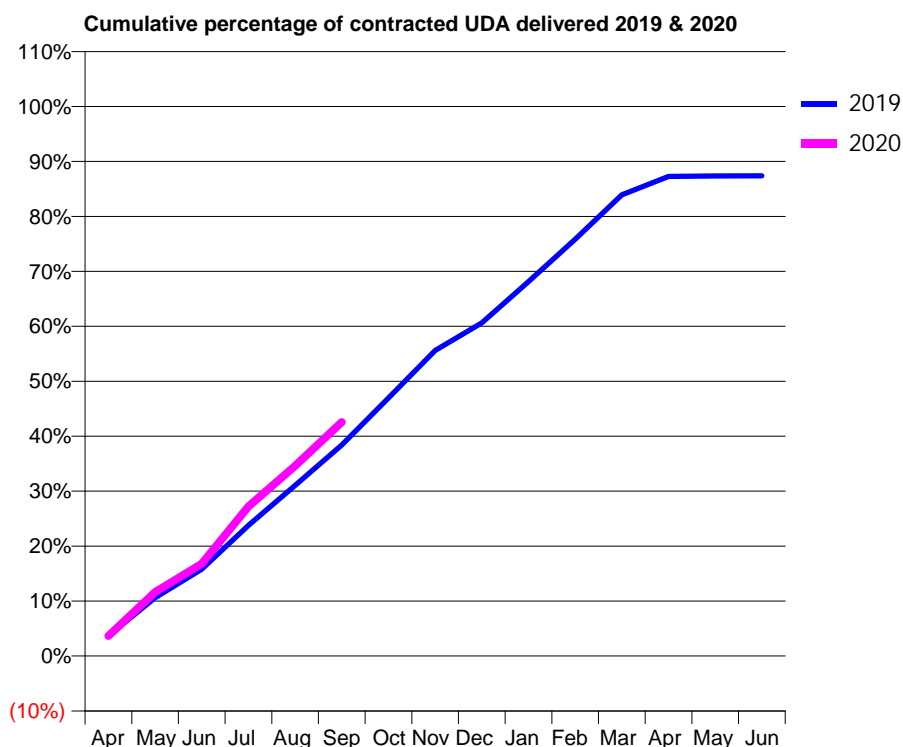
19/20 Contracted general activity (UDA)	9,183
Carry forward general activity (UDA)	0
19/20 Contracted orthodontic activity (UOA)	0
Carry forward orthodontic activity (UOA)	0
Baseline contract value	£1,665,673.17

ACCESS*

Patients seen in 24 months	Total	Change since previous quarter
Quarter ending September 2018	3,671	
Quarter ending December 2018	3,775	↑
Quarter ending March 2019	3,732	↓
Quarter ending June 2019	3,692	↓
Quarter ending September 2019	3,756	→
Variance since September 2018	2.3%	↑



ACTIVITY



Month	Adjusted Scheduled Activity (UDA)	
	2019	2020
April	338	336
May	976	1,069
June	1,451	1,543
July	2,184	2,500
August	2,851	3,178
September	3,527	3,909
October	4,313	
November	5,107	
December	5,568	
January	6,257	
February	6,965	
March	7,707	
April	8,014	
May	8,020	
June	8,022	

QUALITY

	Quantity	Base Number	Contract	AT	Region	England
% of FP17s for the same patient ID Re-attending within 3 months - Children	112	1,632	6.9%	10.2%	11.3%	11.5%
% of FP17s for the same patient ID Re-attending within 3 months - Adults	185	1,529	12.1%	13.5%	14.7%	15.4%
% of FP17s for the same patient ID Re-attending between 3 & 9 months - Children	779	1,632	47.7%	60.8%	60.8%	59.7%
% of FP17s for the same patient ID Re-attending between 3 & 9 months - Adults	798	1,529	52.2%	50.2%	52.8%	51.7%
% of FP17s for Band 1 Urgent Courses	148	2,603	5.7%	9.2%	8.2%	9.2%
% of FP17s Relating to Free Repair or Replacements	1	2,603	0.0%	0.7%	0.7%	0.7%
% of FP17s Relating to Continuations	18	2,603	0.7%	0.8%	0.8%	0.8%
% of Patients satisfied with the dentistry they have received	5	6	N/A	93.2%	93.2%	93.5%
% of Patients satisfied with the time they had to wait for an appointment	5	6	N/A	86.3%	88.5%	87.4%

* This is based on patients treated on this contract for their most recent course of treatment. Figures in italics indicate the base number of FP17s or Patient Questionnaire responses are less than 100. N/A is shown where the base number of responses is less than 10 during the period. % is calculated as Quantity/Base number*100

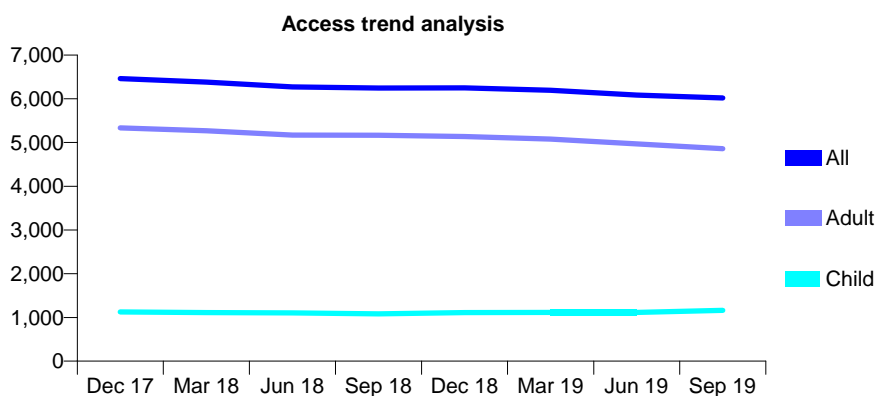
Q56 - Vital Signs At a Glance Contract Report for 185787/0001 - September 2019

Name or company name	Compass Clinic Limited
Contract type name	PDS Plus Contract
Purpose of contract	General
Contract start date	01/05/2010
Contract end date	31/03/2020

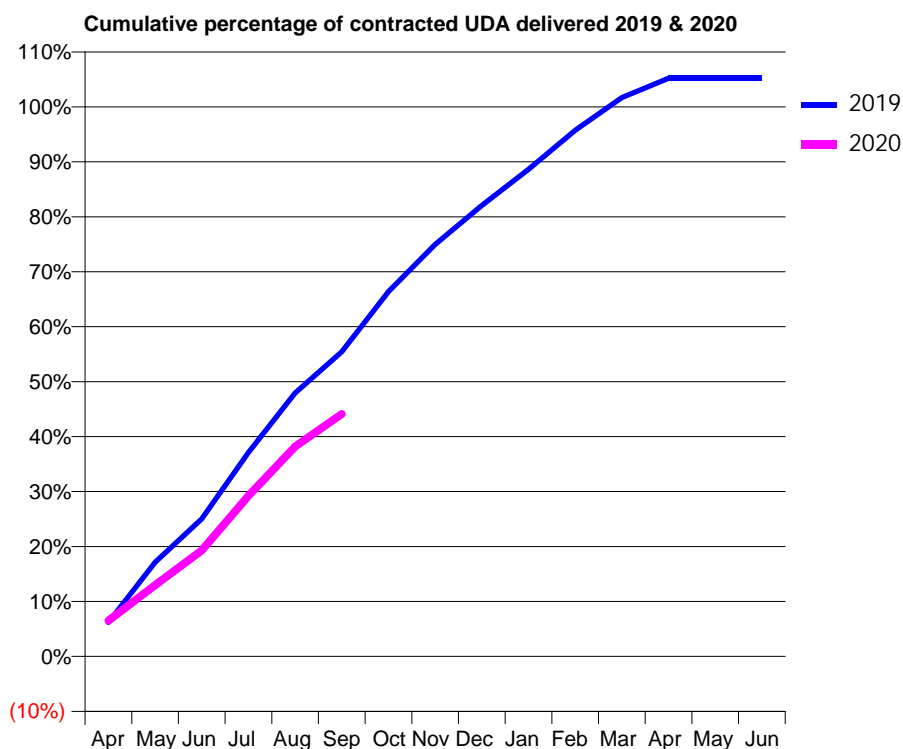
19/20 Contracted general activity (UDA)	21,500
Carry forward general activity (UDA)	-430
19/20 Contracted orthodontic activity (UOA)	0
Carry forward orthodontic activity (UOA)	0
Baseline contract value	£611,694.05

ACCESS*

Patients seen in 24 months	Total	Change since previous quarter
Quarter ending September 2018	6,246	
Quarter ending December 2018	6,248	→
Quarter ending March 2019	6,193	→
Quarter ending June 2019	6,085	↓
Quarter ending September 2019	6,020	↓
Variance since September 2018	(3.6%)	↓



ACTIVITY



Month	Adjusted Scheduled Activity (UDA)	
	2019	2020
April	1,331	1,399
May	3,685	2,790
June	5,384	4,148
July	7,979	6,285
August	10,314	8,207
September	11,919	9,484
October	14,271	
November	16,119	
December	17,645	
January	19,055	
February	20,584	
March	21,864	
April	22,619	
May	22,622	
June	22,622	

QUALITY

	Quantity	Base Number	Contract	AT	Region	England
% of FP17s for the same patient ID Re-attending within 3 months - Children	62	906	6.8%	10.2%	11.3%	11.5%
% of FP17s for the same patient ID Re-attending within 3 months - Adults	673	3,679	18.3%	13.5%	14.7%	15.4%
% of FP17s for the same patient ID Re-attending between 3 & 9 months - Children	431	906	47.6%	60.8%	60.8%	59.7%
% of FP17s for the same patient ID Re-attending between 3 & 9 months - Adults	1,776	3,679	48.3%	50.2%	52.8%	51.7%
% of FP17s for Band 1 Urgent Courses	357	4,168	8.6%	9.2%	8.2%	9.2%
% of FP17s Relating to Free Repair or Replacements	79	4,168	1.9%	0.7%	0.7%	0.7%
% of FP17s Relating to Continuations	68	4,168	1.6%	0.8%	0.8%	0.8%
% of Patients satisfied with the dentistry they have received	0	0	N/A	93.2%	93.2%	93.5%
% of Patients satisfied with the time they had to wait for an appointment	0	0	N/A	86.3%	88.5%	87.4%

* This is based on patients treated on this contract for their most recent course of treatment. Figures in italics indicate the base number of FP17s or Patient Questionnaire responses are less than 100. N/A is shown where the base number of responses is less than 10 during the period. % is calculated as Quantity/Base number*100

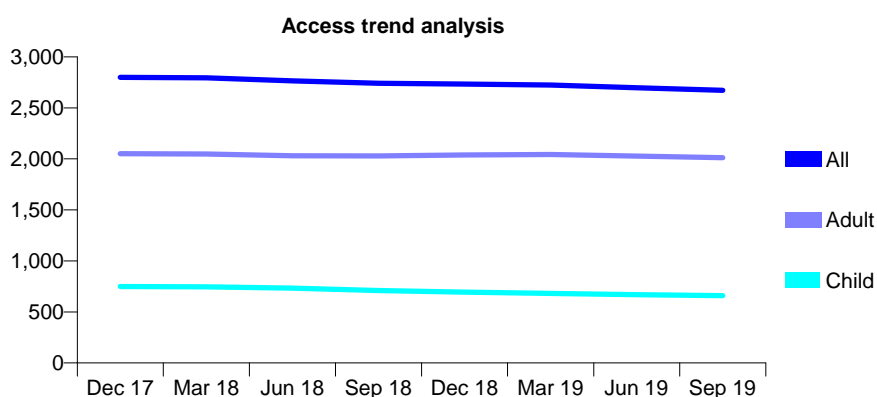
Q56 - Vital Signs At a Glance Contract Report for 188301/0001 - September 2019

Name or company name	Capel Dental Ltd
Contract type name	GDS Contract
Purpose of contract	General and Orthodontic
Contract start date	01/09/2007
Contract end date	

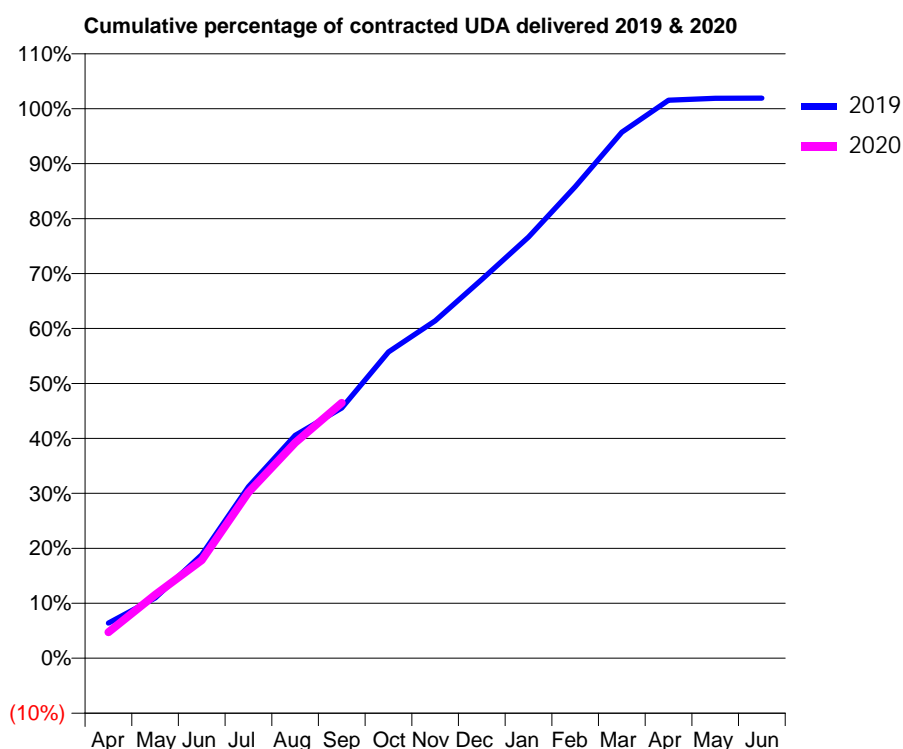
19/20 Contracted general activity (UDA)	5,612
Carry forward general activity (UDA)	-107
19/20 Contracted orthodontic activity (UOA)	0
Carry forward orthodontic activity (UOA)	0
Baseline contract value	£162,476.57

ACCESS*

Patients seen in 24 months	Total	Change since previous quarter
Quarter ending September 2018	2,740	
Quarter ending December 2018	2,733	→
Quarter ending March 2019	2,724	→
Quarter ending June 2019	2,697	→
Quarter ending September 2019	2,672	→
Variance since September 2018	(2.5%)	↓



ACTIVITY



Month	2019	2020
April	358	266
May	617	648
June	1,056	1,001
July	1,750	1,693
August	2,277	2,201
September	2,556	2,607
October	3,127	
November	3,446	
December	3,869	
January	4,300	
February	4,816	
March	5,371	
April	5,699	
May	5,718	
June	5,719	

QUALITY

	Quantity	Base Number	Contract	AT	Region	England
% of FP17s for the same patient ID Re-attending within 3 months - Children	20	503	4.0%	10.2%	11.3%	11.5%
% of FP17s for the same patient ID Re-attending within 3 months - Adults	159	1,509	10.5%	13.5%	14.7%	15.4%
% of FP17s for the same patient ID Re-attending between 3 & 9 months - Children	378	503	75.1%	60.8%	60.8%	59.7%
% of FP17s for the same patient ID Re-attending between 3 & 9 months - Adults	951	1,509	63.0%	50.2%	52.8%	51.7%
% of FP17s for Band 1 Urgent Courses	56	1,314	4.3%	9.2%	8.2%	9.2%
% of FP17s Relating to Free Repair or Replacements	27	1,314	2.1%	0.7%	0.7%	0.7%
% of FP17s Relating to Continuations	15	1,314	1.1%	0.8%	0.8%	0.8%
% of Patients satisfied with the dentistry they have received	7	7	N/A	93.2%	93.2%	93.5%
% of Patients satisfied with the time they had to wait for an appointment	7	7	N/A	86.3%	88.5%	87.4%

* This is based on patients treated on this contract for their most recent course of treatment.

Figures in italics indicate the base number of FP17s or Patient Questionnaire responses are less than 100. N/A is shown where the base number of responses is less than 10 during the period. % is calculated as Quantity/Base number*100

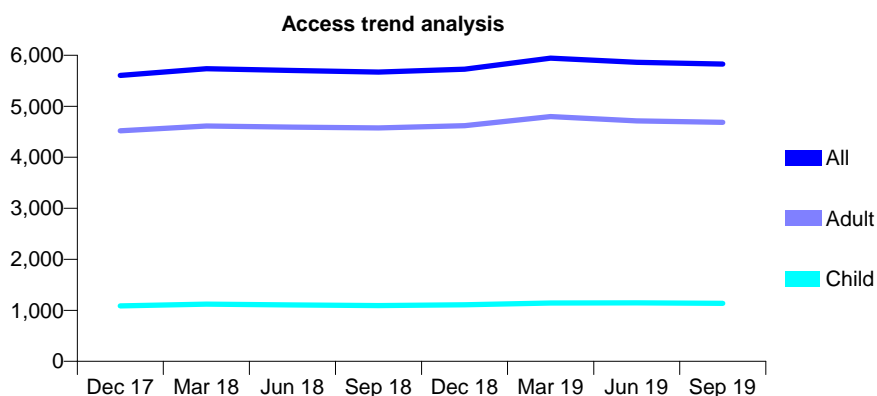
Q56 - Vital Signs At a Glance Contract Report for 189677/0001 - September 2019

Name or company name	Dr Jai Prathap Reddy
Contract type name	GDS Contract
Purpose of contract	General
Contract start date	01/03/2015
Contract end date	

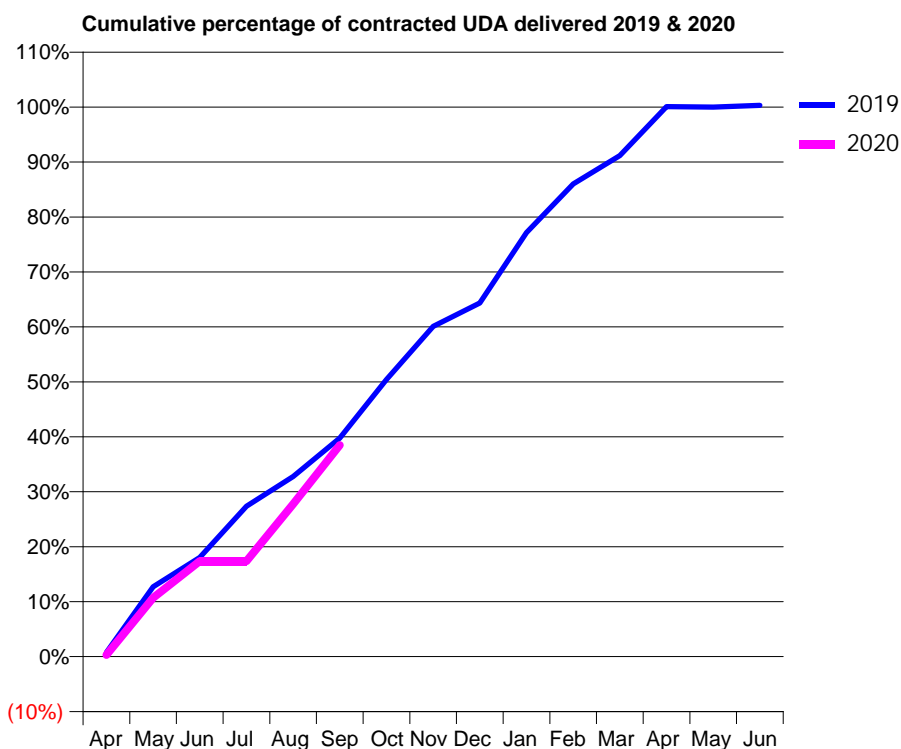
19/20 Contracted general activity (UDA)	14,985
Carry forward general activity (UDA)	-47
19/20 Contracted orthodontic activity (UOA)	0
Carry forward orthodontic activity (UOA)	0
Baseline contract value	£424,067.42

ACCESS*

Patients seen in 24 months	Total	Change since previous quarter
Quarter ending September 2018	5,670	
Quarter ending December 2018	5,727	→
Quarter ending March 2019	5,944	↑
Quarter ending June 2019	5,862	↓
Quarter ending September 2019	5,826	→
Variance since September 2018	2.8%	↑



ACTIVITY



Month	Adjusted Scheduled Activity (UDA)	
	2019	2020
April	120	47
May	1,907	1,607
June	2,702	2,601
July	4,099	2,601
August	4,911	4,161
September	5,959	5,769
October	7,558	
November	9,006	
December	9,641	
January	11,561	
February	12,888	
March	13,659	
April	14,996	
May	14,986	
June	15,032	

QUALITY

	Quantity	Base Number	Contract	AT	Region	England
% of FP17s for the same patient ID Re-attending within 3 months - Children	55	891	6.2%	10.2%	11.3%	11.5%
% of FP17s for the same patient ID Re-attending within 3 months - Adults	359	3,273	11.0%	13.5%	14.7%	15.4%
% of FP17s for the same patient ID Re-attending between 3 & 9 months - Children	537	891	60.3%	60.8%	60.8%	59.7%
% of FP17s for the same patient ID Re-attending between 3 & 9 months - Adults	1,962	3,273	59.9%	50.2%	52.8%	51.7%
% of FP17s for Band 1 Urgent Courses	189	3,430	5.5%	9.2%	8.2%	9.2%
% of FP17s Relating to Free Repair or Replacements	37	3,430	1.1%	0.7%	0.7%	0.7%
% of FP17s Relating to Continuations	27	3,430	0.8%	0.8%	0.8%	0.8%
% of Patients satisfied with the dentistry they have received	2	2	N/A	93.2%	93.2%	93.5%
% of Patients satisfied with the time they had to wait for an appointment	2	2	N/A	86.3%	88.5%	87.4%

* This is based on patients treated on this contract for their most recent course of treatment. Figures in italics indicate the base number of FP17s or Patient Questionnaire responses are less than 100. N/A is shown where the base number of responses is less than 10 during the period. % is calculated as Quantity/Base number*100

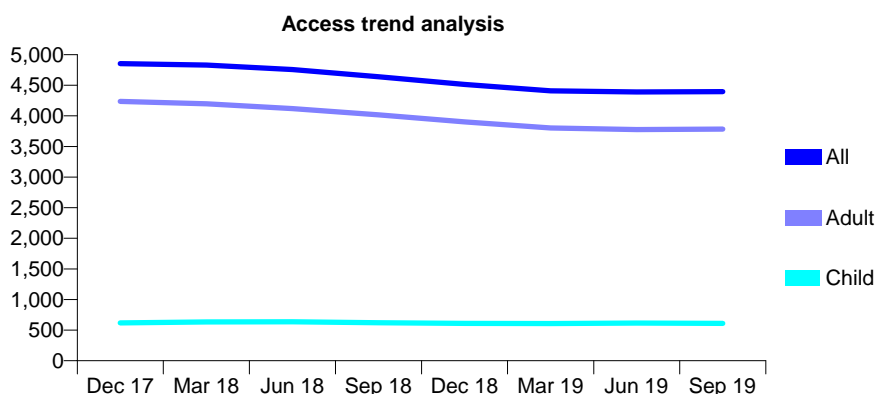
Q56 - Vital Signs At a Glance Contract Report for 189901/0002 - September 2019

Name or company name	Enslin Limited
Contract type name	GDS Contract
Purpose of contract	General
Contract start date	01/04/2013
Contract end date	

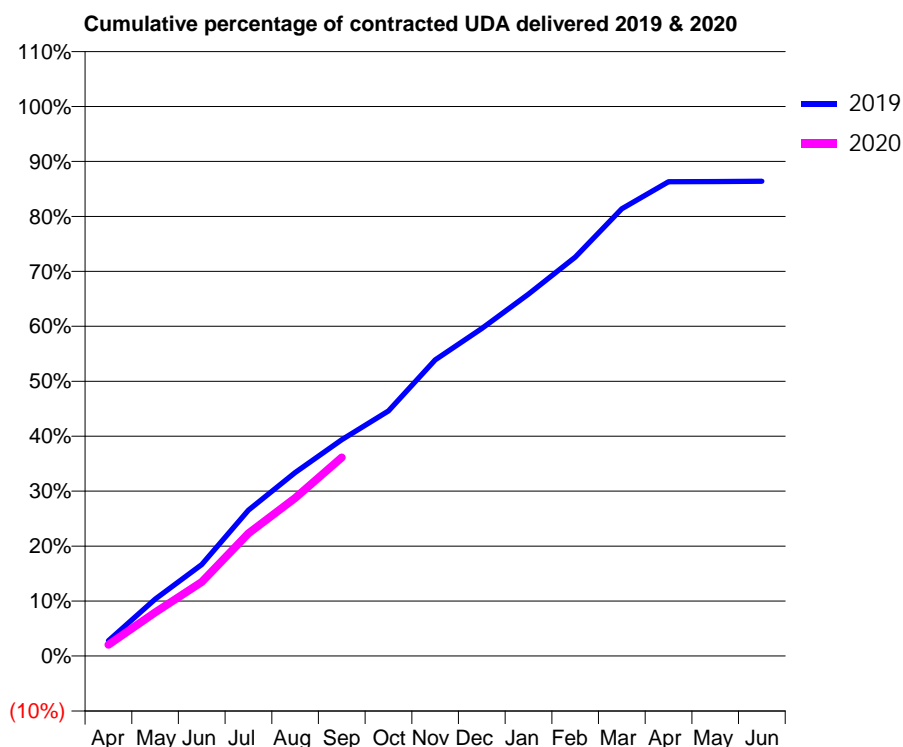
19/20 Contracted general activity (UDA)	15,500
Carry forward general activity (UDA)	0
19/20 Contracted orthodontic activity (UOA)	0
Carry forward orthodontic activity (UOA)	0
Baseline contract value	£396,788.17

ACCESS*

Patients seen in 24 months	Total	Change since previous quarter
Quarter ending September 2018	4,640	
Quarter ending December 2018	4,514	↓
Quarter ending March 2019	4,409	↓
Quarter ending June 2019	4,392	→
Quarter ending September 2019	4,395	→
Variance since September 2018	(5.3%)	↓



ACTIVITY



Month	Adjusted Scheduled Activity (UDA)	
	2019	2020
April	431	317
May	1,605	1,230
June	2,583	2,088
July	4,119	3,459
August	5,179	4,461
September	6,104	5,598
October	6,911	
November	8,351	
December	9,238	
January	10,206	
February	11,252	
March	12,614	
April	13,377	
May	13,382	
June	13,392	

QUALITY

	Quantity	Base Number	Contract	AT	Region	England
% of FP17s for the same patient ID Re-attending within 3 months - Children	21	434	4.8%	10.2%	11.3%	11.5%
% of FP17s for the same patient ID Re-attending within 3 months - Adults	415	2,822	14.7%	13.5%	14.7%	15.4%
% of FP17s for the same patient ID Re-attending between 3 & 9 months - Children	264	434	60.8%	60.8%	60.8%	59.7%
% of FP17s for the same patient ID Re-attending between 3 & 9 months - Adults	1,515	2,822	53.7%	50.2%	52.8%	51.7%
% of FP17s for Band 1 Urgent Courses	243	3,013	8.1%	9.2%	8.2%	9.2%
% of FP17s Relating to Free Repair or Replacements	17	3,013	0.6%	0.7%	0.7%	0.7%
% of FP17s Relating to Continuations	28	3,013	0.9%	0.8%	0.8%	0.8%
% of Patients satisfied with the dentistry they have received	2	2	N/A	93.2%	93.2%	93.5%
% of Patients satisfied with the time they had to wait for an appointment	2	2	N/A	86.3%	88.5%	87.4%

* This is based on patients treated on this contract for their most recent course of treatment. Figures in italics indicate the base number of FP17s or Patient Questionnaire responses are less than 100. N/A is shown where the base number of responses is less than 10 during the period. % is calculated as Quantity/Base number*100

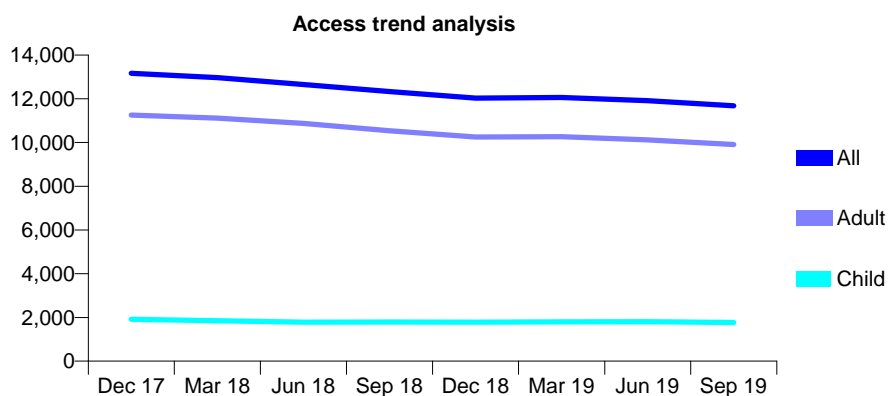
Q56 - Vital Signs At a Glance Contract Report for 190241/0001 - September 2019

Name or company name	CCS Dental Service
Contract type name	PDS Contract
Purpose of contract	General and Orthodontic
Contract start date	01/04/2010
Contract end date	30/09/2019

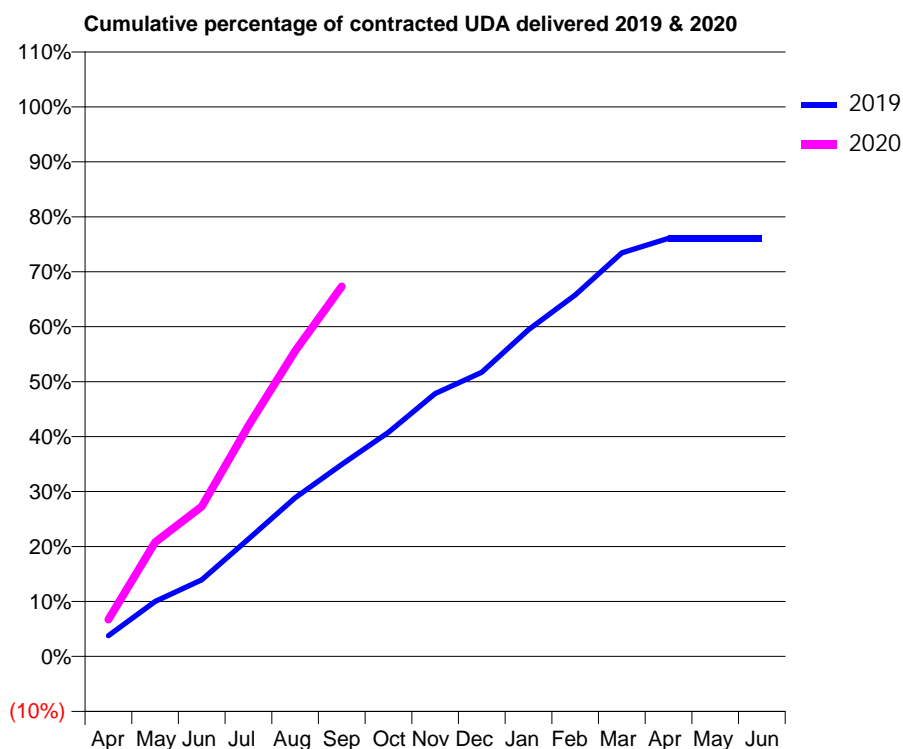
19/20 Contracted general activity (UDA)	11,933
Carry forward general activity (UDA)	0
19/20 Contracted orthodontic activity (UOA)	210
Carry forward orthodontic activity (UOA)	0
Baseline contract value	£1,342,344.15

ACCESS*

Patients seen in 24 months	Total	Change since previous quarter
Quarter ending September 2018	12,331	
Quarter ending December 2018	12,033	↓
Quarter ending March 2019	12,060	→
Quarter ending June 2019	11,916	↓
Quarter ending September 2019	11,676	↓
Variance since September 2018	(5.3%)	↓



ACTIVITY



Month	2019	2020
April	899	802
May	2,389	2,481
June	3,325	3,254
July	5,098	5,009
August	6,894	6,632
September	8,339	8,035
October	9,731	
November	11,415	
December	12,341	
January	14,184	
February	15,698	
March	17,530	
April	18,158	
May	18,158	
June	18,158	

QUALITY

	Quantity	Base Number	Contract	AT	Region	England
% of FP17s for the same patient ID Re-attending within 3 months - Children	174	1,451	12.0%	10.2%	11.3%	11.5%
% of FP17s for the same patient ID Re-attending within 3 months - Adults	510	4,955	10.3%	13.5%	14.7%	15.4%
% of FP17s for the same patient ID Re-attending between 3 & 9 months - Children	300	1,451	20.7%	60.8%	60.8%	59.7%
% of FP17s for the same patient ID Re-attending between 3 & 9 months - Adults	668	4,955	13.5%	50.2%	52.8%	51.7%
% of FP17s for Band 1 Urgent Courses	4,020	5,641	71.3%	9.2%	8.2%	9.2%
% of FP17s Relating to Free Repair or Replacements	0	5,641	0.0%	0.7%	0.7%	0.7%
% of FP17s Relating to Continuations	0	5,641	0.0%	0.8%	0.8%	0.8%
% of Patients satisfied with the dentistry they have received	1	1	N/A	93.2%	93.2%	93.5%
% of Patients satisfied with the time they had to wait for an appointment	1	1	N/A	86.3%	88.5%	87.4%

* This is based on patients treated on this contract for their most recent course of treatment. Figures in italics indicate the base number of FP17s or Patient Questionnaire responses are less than 100. N/A is shown where the base number of responses is less than 10 during the period. % is calculated as Quantity/Base number*100

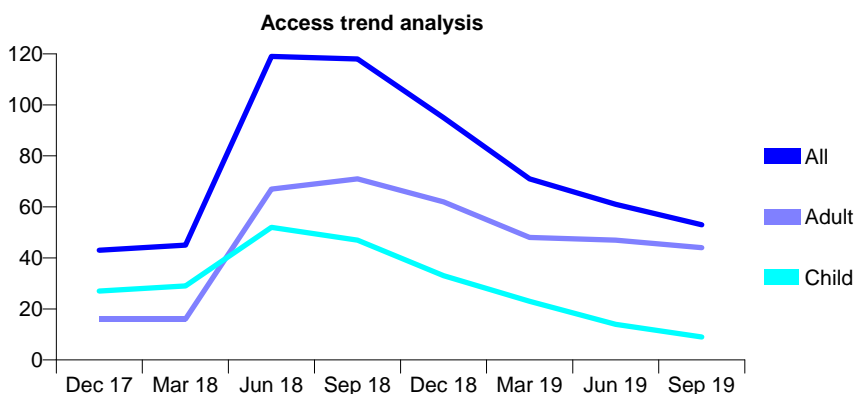
Q56 - Vital Signs At a Glance Contract Report for 190241/0004 - September 2019

Name or company name	CCS Dental Service
Contract type name	PDS Contract
Purpose of contract	General
Contract start date	01/04/2014
Contract end date	30/09/2019

19/20 Contracted general activity (UDA)	250
Carry forward general activity (UDA)	0
19/20 Contracted orthodontic activity (UOA)	0
Carry forward orthodontic activity (UOA)	0
Baseline contract value	£8,048.92

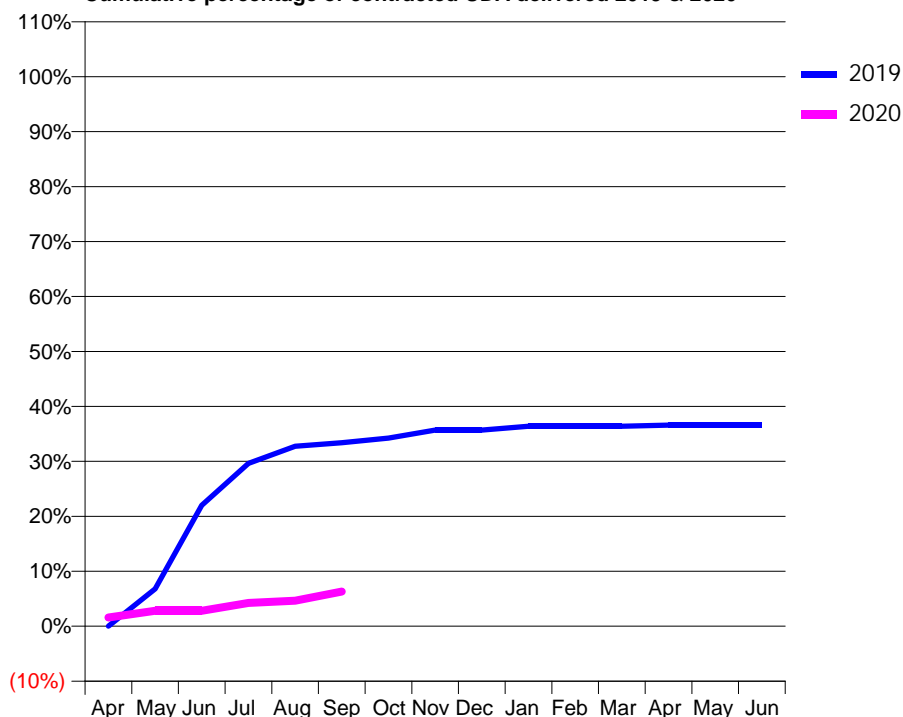
ACCESS*

Patients seen in 24 months	Total	Change since previous quarter
Quarter ending September 2018	118	
Quarter ending December 2018	95	↓
Quarter ending March 2019	71	↓
Quarter ending June 2019	61	↓
Quarter ending September 2019	53	↓
Variance since September 2018	(55.1%)	↓



ACTIVITY

Cumulative percentage of contracted UDA delivered 2019 & 2020



Adjusted Scheduled Activity (UDA)

Month	2019	2020
April	0	4
May	34	7
June	110	7
July	148	11
August	164	12
September	167	16
October	171	
November	178	
December	178	
January	182	
February	182	
March	182	
April	183	
May	183	
June	183	

QUALITY

	Quantity	Base Number	Contract	AT	Region	England
% of FP17s for the same patient ID Re-attending within 3 months - Children	0	4	0.0%	10.2%	11.3%	11.5%
% of FP17s for the same patient ID Re-attending within 3 months - Adults	0	6	0.0%	13.5%	14.7%	15.4%
% of FP17s for the same patient ID Re-attending between 3 & 9 months - Children	0	4	0.0%	60.8%	60.8%	59.7%
% of FP17s for the same patient ID Re-attending between 3 & 9 months - Adults	0	6	0.0%	50.2%	52.8%	51.7%
% of FP17s for Band 1 Urgent Courses	4	9	44.4%	9.2%	8.2%	9.2%
% of FP17s Relating to Free Repair or Replacements	0	9	0.0%	0.7%	0.7%	0.7%
% of FP17s Relating to Continuations	0	9	0.0%	0.8%	0.8%	0.8%
% of Patients satisfied with the dentistry they have received	0	0	N/A	93.2%	93.2%	93.5%
% of Patients satisfied with the time they had to wait for an appointment	0	0	N/A	86.3%	88.5%	87.4%

* This is based on patients treated on this contract for their most recent course of treatment.

Figures in italics indicate the base number of FP17s or Patient Questionnaire responses are less than 100. N/A is shown where the base number of responses is less than 10 during the period. % is calculated as Quantity/Base number*100

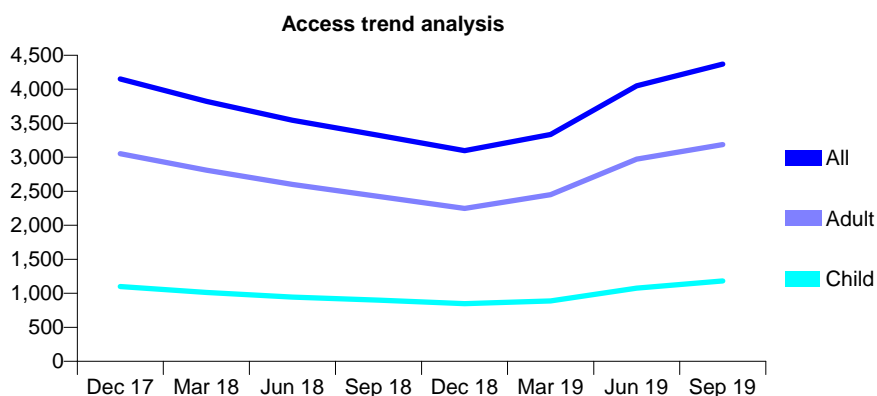
Q56 - Vital Signs At a Glance Contract Report for 190713/0001 - September 2019

Name or company name	Mazdak Eyrumlu and Azad Eyrumlu
Contract type name	GDS Contract
Purpose of contract	General
Contract start date	01/04/2011
Contract end date	

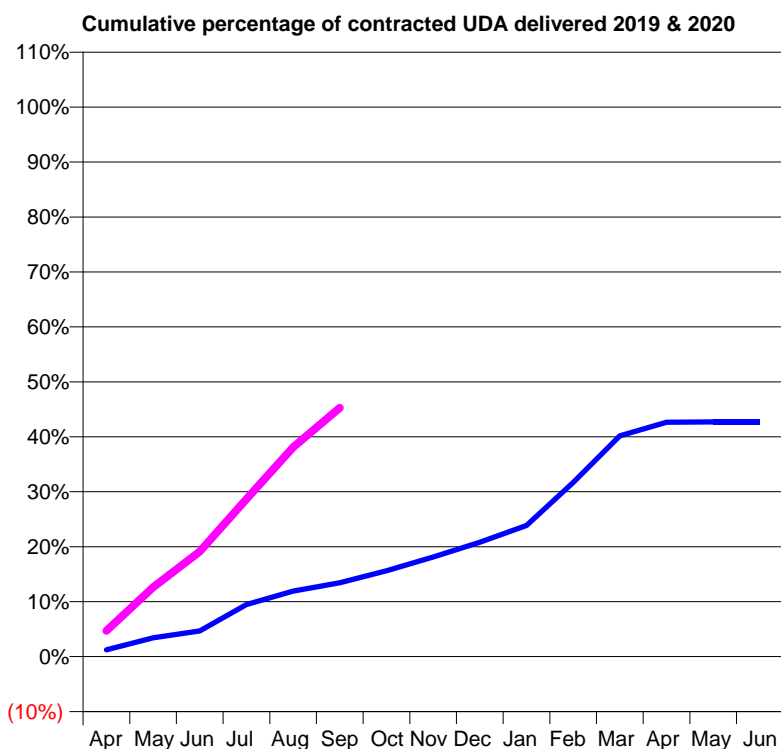
19/20 Contracted general activity (UDA)	16,000
Carry forward general activity (UDA)	0
19/20 Contracted orthodontic activity (UOA)	0
Carry forward orthodontic activity (UOA)	0
Baseline contract value	£451,727.53

ACCESS*

Patients seen in 24 months	Total	Change since previous quarter
Quarter ending September 2018	3,325	
Quarter ending December 2018	3,098	↓
Quarter ending March 2019	3,337	↑
Quarter ending June 2019	4,050	↑
Quarter ending September 2019	4,369	↑
Variance since September 2018	31.4%	↑



ACTIVITY



Month	Adjusted Scheduled Activity (UDA)	
	2019	2020
April	201	755
May	551	2,020
June	747	3,056
July	1,516	4,587
August	1,909	6,097
September	2,153	7,242
October	2,504	
November	2,902	
December	3,329	
January	3,820	
February	5,073	
March	6,427	
April	6,824	
May	6,833	
June	6,836	

QUALITY

	Quantity	Base Number	Contract	AT	Region	England
% of FP17s for the same patient ID Re-attending within 3 months - Children	57	936	6.1%	10.2%	11.3%	11.5%
% of FP17s for the same patient ID Re-attending within 3 months - Adults	256	2,424	10.6%	13.5%	14.7%	15.4%
% of FP17s for the same patient ID Re-attending between 3 & 9 months - Children	338	936	36.1%	60.8%	60.8%	59.7%
% of FP17s for the same patient ID Re-attending between 3 & 9 months - Adults	674	2,424	27.8%	50.2%	52.8%	51.7%
% of FP17s for Band 1 Urgent Courses	193	3,200	6.0%	9.2%	8.2%	9.2%
% of FP17s Relating to Free Repair or Replacements	18	3,200	0.6%	0.7%	0.7%	0.7%
% of FP17s Relating to Continuations	44	3,200	1.4%	0.8%	0.8%	0.8%
% of Patients satisfied with the dentistry they have received	2	2	N/A	93.2%	93.2%	93.5%
% of Patients satisfied with the time they had to wait for an appointment	0	2	N/A	86.3%	88.5%	87.4%

* This is based on patients treated on this contract for their most recent course of treatment. Figures in italics indicate the base number of FP17s or Patient Questionnaire responses are less than 100. N/A is shown where the base number of responses is less than 10 during the period. % is calculated as Quantity/Base number*100

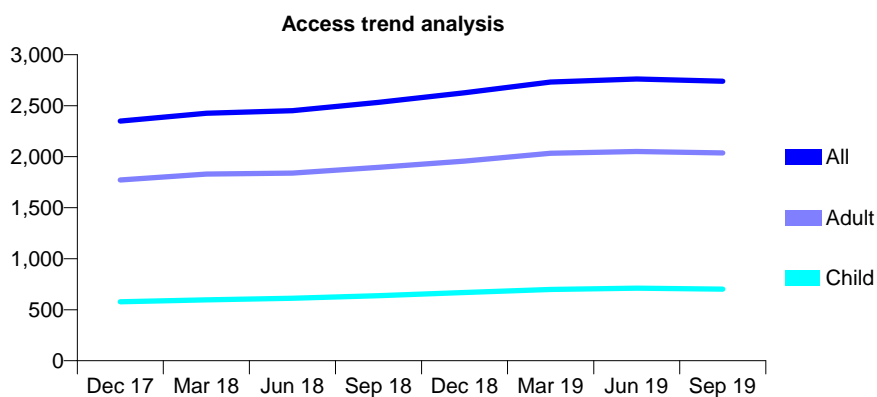
Q56 - Vital Signs At a Glance Contract Report for 190721/0001 - September 2019

Name or company name	Lisalina Smile Clinic Limited
Contract type name	GDS Contract
Purpose of contract	General
Contract start date	01/03/2014
Contract end date	

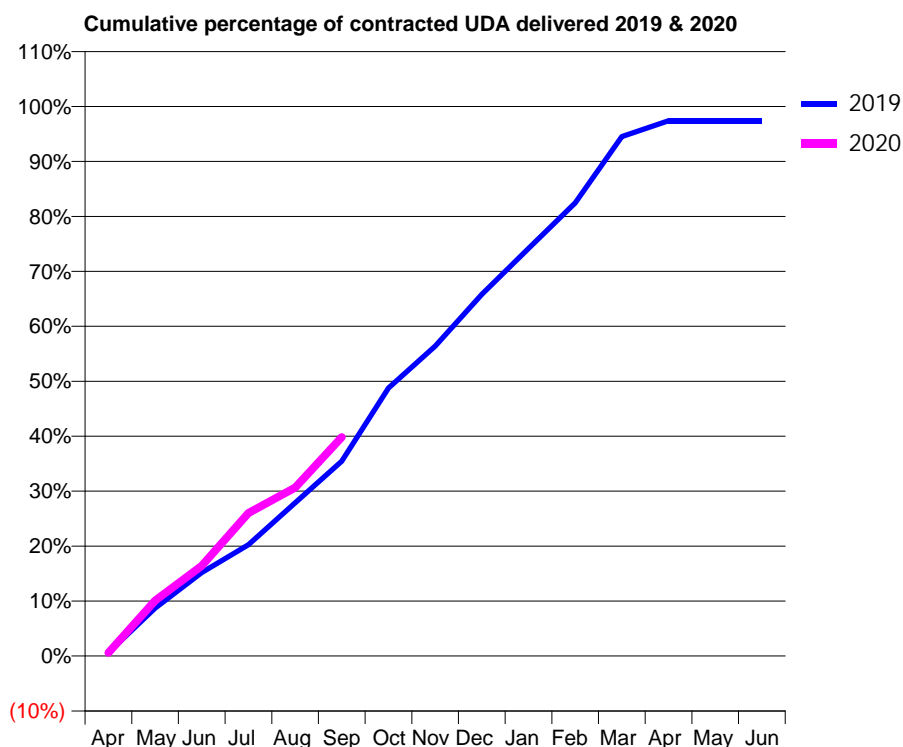
19/20 Contracted general activity (UDA)	8,013
Carry forward general activity (UDA)	208
19/20 Contracted orthodontic activity (UOA)	0
Carry forward orthodontic activity (UOA)	0
Baseline contract value	£190,389.19

ACCESS*

Patients seen in 24 months	Total	Change since previous quarter
Quarter ending September 2018	2,533	
Quarter ending December 2018	2,627	↑
Quarter ending March 2019	2,732	↑
Quarter ending June 2019	2,762	→
Quarter ending September 2019	2,739	→
Variance since September 2018	8.1%	↑



ACTIVITY



Month	Adjusted Scheduled Activity (UDA)	
	2019	2020
April	50	48
May	699	808
June	1,218	1,315
July	1,623	2,086
August	2,235	2,457
September	2,841	3,193
October	3,907	
November	4,519	
December	5,273	
January	5,943	
February	6,606	
March	7,573	
April	7,805	
May	7,805	
June	7,805	

QUALITY

	Quantity	Base Number	Contract	AT	Region	England
% of FP17s for the same patient ID Re-attending within 3 months - Children	29	523	5.5%	10.2%	11.3%	11.5%
% of FP17s for the same patient ID Re-attending within 3 months - Adults	161	1,352	11.9%	13.5%	14.7%	15.4%
% of FP17s for the same patient ID Re-attending between 3 & 9 months - Children	341	523	65.2%	60.8%	60.8%	59.7%
% of FP17s for the same patient ID Re-attending between 3 & 9 months - Adults	830	1,352	61.4%	50.2%	52.8%	51.7%
% of FP17s for Band 1 Urgent Courses	78	1,758	4.4%	9.2%	8.2%	9.2%
% of FP17s Relating to Free Repair or Replacements	10	1,758	0.6%	0.7%	0.7%	0.7%
% of FP17s Relating to Continuations	13	1,758	0.7%	0.8%	0.8%	0.8%
% of Patients satisfied with the dentistry they have received	2	2	N/A	93.2%	93.2%	93.5%
% of Patients satisfied with the time they had to wait for an appointment	2	2	N/A	86.3%	88.5%	87.4%

* This is based on patients treated on this contract for their most recent course of treatment. Figures in italics indicate the base number of FP17s or Patient Questionnaire responses are less than 100. N/A is shown where the base number of responses is less than 10 during the period. % is calculated as Quantity/Base number*100

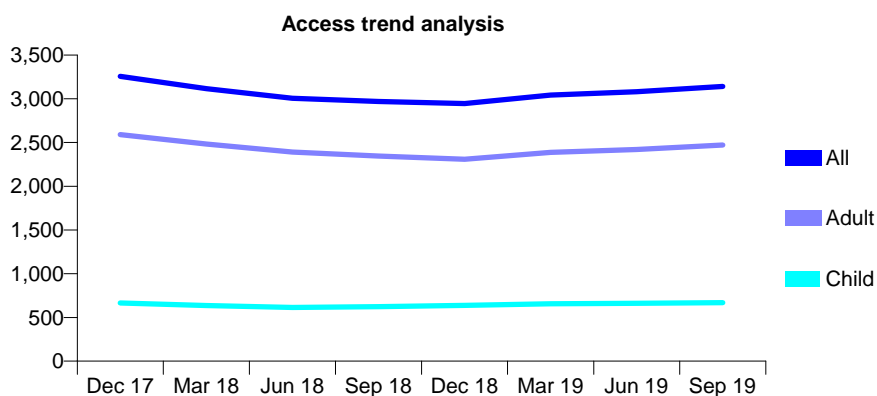
Q56 - Vital Signs At a Glance Contract Report for 191701/0001 - September 2019

Name or company name	Olive Dental Care Ltd
Contract type name	GDS Contract
Purpose of contract	General
Contract start date	01/06/2009
Contract end date	

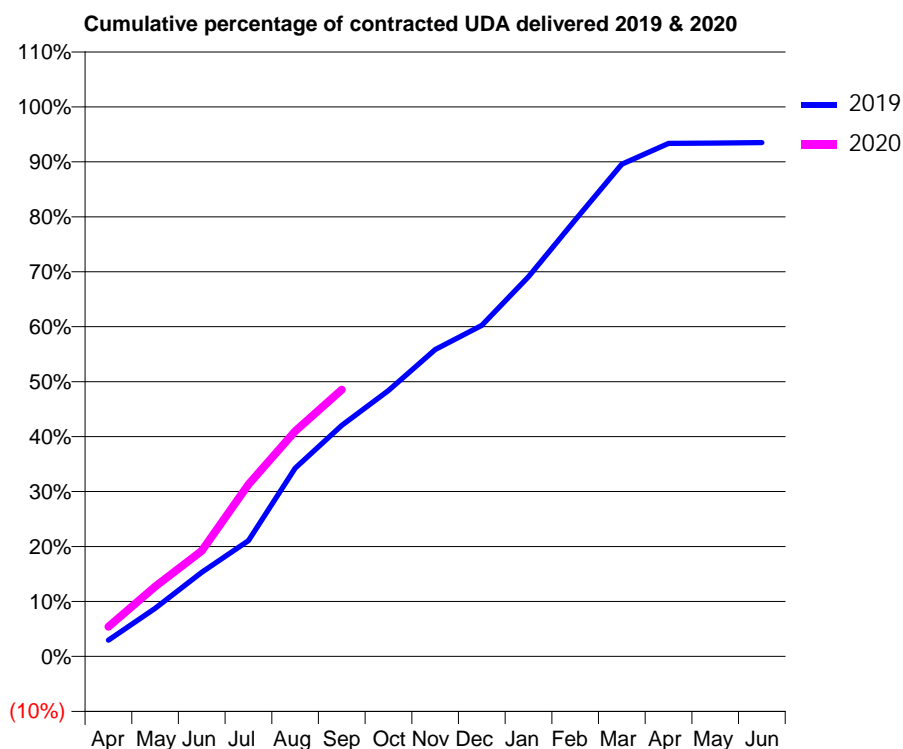
19/20 Contracted general activity (UDA)	9,022
Carry forward general activity (UDA)	0
19/20 Contracted orthodontic activity (UOA)	0
Carry forward orthodontic activity (UOA)	0
Baseline contract value	£228,536.35

ACCESS*

Patients seen in 24 months	Total	Change since previous quarter
Quarter ending September 2018	2,968	
Quarter ending December 2018	2,946	→
Quarter ending March 2019	3,044	↑
Quarter ending June 2019	3,082	→
Quarter ending September 2019	3,141	→
Variance since September 2018	5.8%	↑



ACTIVITY



Month	2019	2020
April	268	486
May	788	1,149
June	1,380	1,734
July	1,902	2,824
August	3,092	3,700
September	3,793	4,377
October	4,364	
November	5,039	
December	5,436	
January	6,233	
February	7,166	
March	8,079	
April	8,421	
May	8,428	
June	8,435	

QUALITY

	Quantity	Base Number	Contract	AT	Region	England
% of FP17s for the same patient ID Re-attending within 3 months - Children	38	490	7.8%	10.2%	11.3%	11.5%
% of FP17s for the same patient ID Re-attending within 3 months - Adults	257	1,737	14.8%	13.5%	14.7%	15.4%
% of FP17s for the same patient ID Re-attending between 3 & 9 months - Children	254	490	51.8%	60.8%	60.8%	59.7%
% of FP17s for the same patient ID Re-attending between 3 & 9 months - Adults	866	1,737	49.9%	50.2%	52.8%	51.7%
% of FP17s for Band 1 Urgent Courses	147	2,095	7.0%	9.2%	8.2%	9.2%
% of FP17s Relating to Free Repair or Replacements	14	2,095	0.7%	0.7%	0.7%	0.7%
% of FP17s Relating to Continuations	36	2,095	1.7%	0.8%	0.8%	0.8%
% of Patients satisfied with the dentistry they have received	2	2	N/A	93.2%	93.2%	93.5%
% of Patients satisfied with the time they had to wait for an appointment	2	2	N/A	86.3%	88.5%	87.4%

* This is based on patients treated on this contract for their most recent course of treatment. Figures in italics indicate the base number of FP17s or Patient Questionnaire responses are less than 100. N/A is shown where the base number of responses is less than 10 during the period. % is calculated as Quantity/Base number*100

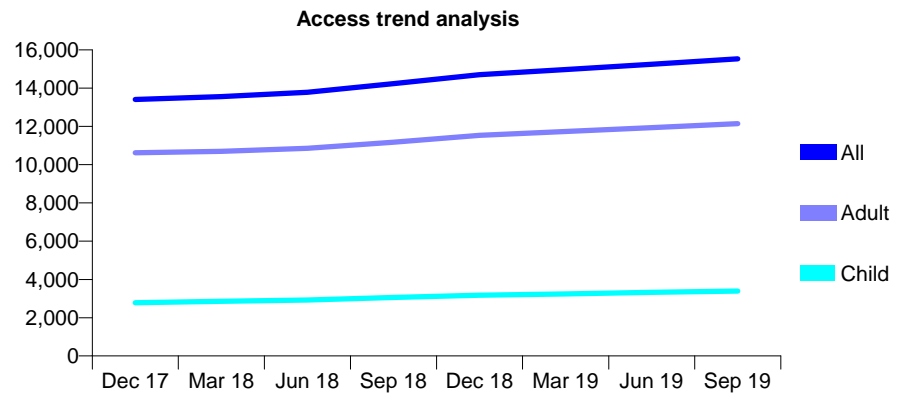
Q56 - Vital Signs At a Glance Contract Report for 192562/0001 - September 2019

Name or company name	All Saints Green Dental Clinic Limited
Contract type name	GDS Contract
Purpose of contract	General
Contract start date	01/02/2012
Contract end date	

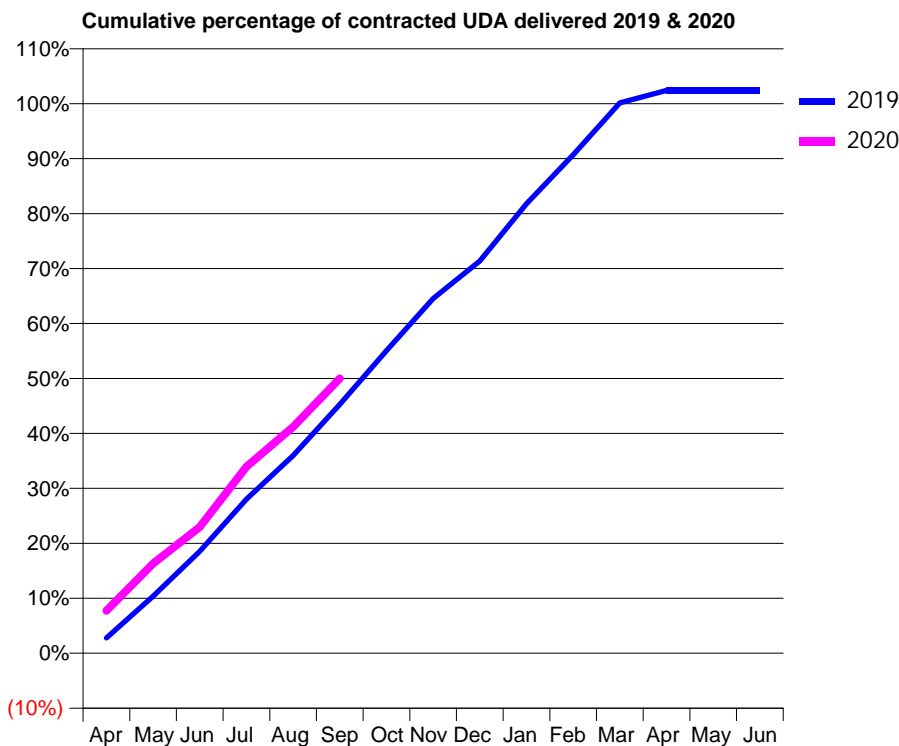
19/20 Contracted general activity (UDA)	45,100
Carry forward general activity (UDA)	-902
19/20 Contracted orthodontic activity (UOA)	0
Carry forward orthodontic activity (UOA)	0
Baseline contract value	£1,213,183.38

ACCESS*

Patients seen in 24 months	Total	Change since previous quarter
Quarter ending September 2018	14,231	
Quarter ending December 2018	14,710	↑
Quarter ending March 2019	14,970	→
Quarter ending June 2019	15,254	→
Quarter ending September 2019	15,530	→
Variance since September 2018	9.1%	↑



ACTIVITY



Month	2019	2020
April	1,253	3,484
May	4,688	7,361
June	8,359	10,360
July	12,645	15,301
August	16,220	18,577
September	20,414	22,541
October	24,822	
November	29,118	
December	32,180	
January	36,883	
February	40,903	
March	45,158	
April	46,181	
May	46,178	
June	46,187	

QUALITY

	Quantity	Base Number	Contract	AT	Region	England
% of FP17s for the same patient ID Re-attending within 3 months - Children	217	2,512	8.6%	10.2%	11.3%	11.5%
% of FP17s for the same patient ID Re-attending within 3 months - Adults	1,109	8,109	13.7%	13.5%	14.7%	15.4%
% of FP17s for the same patient ID Re-attending between 3 & 9 months - Children	1,451	2,512	57.8%	60.8%	60.8%	59.7%
% of FP17s for the same patient ID Re-attending between 3 & 9 months - Adults	3,989	8,109	49.2%	50.2%	52.8%	51.7%
% of FP17s for Band 1 Urgent Courses	905	10,179	8.9%	9.2%	8.2%	9.2%
% of FP17s Relating to Free Repair or Replacements	99	10,179	1.0%	0.7%	0.7%	0.7%
% of FP17s Relating to Continuations	41	10,179	0.4%	0.8%	0.8%	0.8%
% of Patients satisfied with the dentistry they have received	2	2	N/A	93.2%	93.2%	93.5%
% of Patients satisfied with the time they had to wait for an appointment	2	2	N/A	86.3%	88.5%	87.4%

* This is based on patients treated on this contract for their most recent course of treatment.

Figures in italics indicate the base number of FP17s or Patient Questionnaire responses are less than 100. N/A is shown where the base number of responses is less than 10 during the period. % is calculated as Quantity/Base number*100

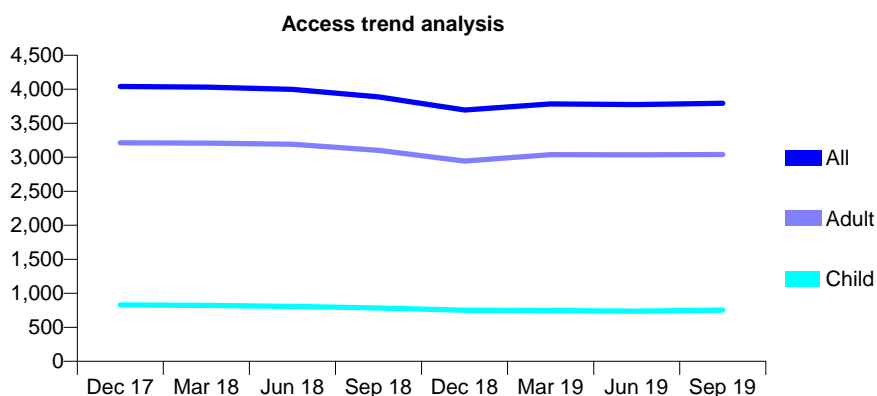
Q56 - Vital Signs At a Glance Contract Report for 193070/0001 - September 2019

Name or company name	Wickham Dental Practice Ltd
Contract type name	Pilot Contract
Purpose of contract	General
Contract start date	01/06/2014
Contract end date	

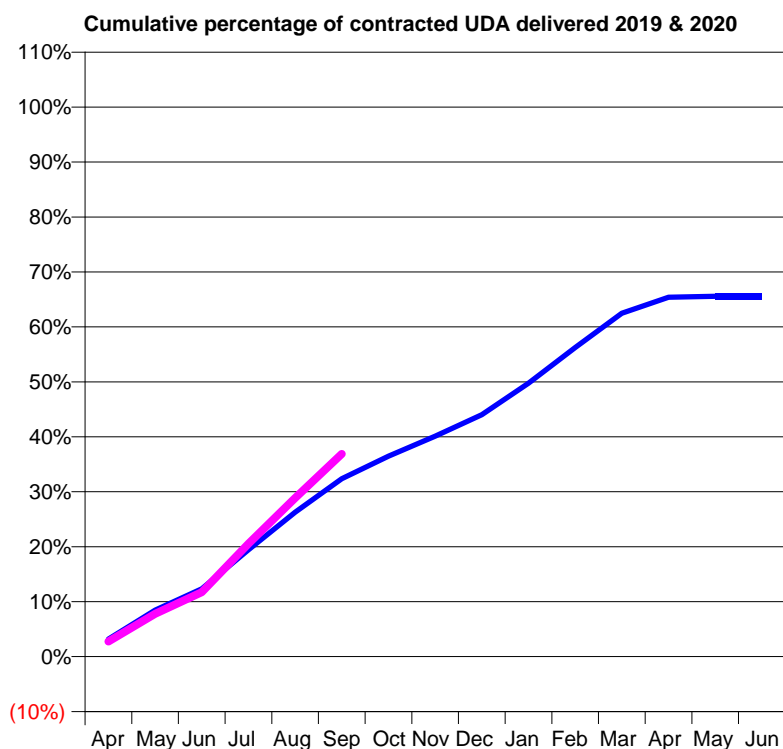
19/20 Contracted general activity (UDA)	11,872
Carry forward general activity (UDA)	0
19/20 Contracted orthodontic activity (UOA)	0
Carry forward orthodontic activity (UOA)	0
Baseline contract value	£287,277.20

ACCESS*

Patients seen in 24 months	Total	Change since previous quarter
Quarter ending September 2018	3,888	
Quarter ending December 2018	3,696	↓
Quarter ending March 2019	3,785	↑
Quarter ending June 2019	3,775	→
Quarter ending September 2019	3,794	→
Variance since September 2018	(2.4%)	↓



ACTIVITY



Month	Adjusted Scheduled Activity (UDA)	
	2019	2020
April	380	327
May	1,005	926
June	1,464	1,392
July	2,309	2,438
August	3,121	3,430
September	3,845	4,379
October	4,330	
November	4,765	
December	5,224	
January	5,907	
February	6,678	
March	7,417	
April	7,763	
May	7,782	
June	7,785	

QUALITY

	Quantity	Base Number	Contract	AT	Region	England
% of FP17s for the same patient ID Re-attending within 3 months - Children	11	447	2.5%	10.2%	11.3%	11.5%
% of FP17s for the same patient ID Re-attending within 3 months - Adults	146	1,644	8.9%	13.5%	14.7%	15.4%
% of FP17s for the same patient ID Re-attending between 3 & 9 months - Children	83	447	18.6%	60.8%	60.8%	59.7%
% of FP17s for the same patient ID Re-attending between 3 & 9 months - Adults	407	1,644	24.8%	50.2%	52.8%	51.7%
% of FP17s for Band 1 Urgent Courses	50	1,953	2.6%	9.2%	8.2%	9.2%
% of FP17s Relating to Free Repair or Replacements	11	1,953	0.6%	0.7%	0.7%	0.7%
% of FP17s Relating to Continuations	27	1,953	1.4%	0.8%	0.8%	0.8%
% of Patients satisfied with the dentistry they have received	3	3	N/A	93.2%	93.2%	93.5%
% of Patients satisfied with the time they had to wait for an appointment	2	3	N/A	86.3%	88.5%	87.4%

* This is based on patients treated on this contract for their most recent course of treatment. Figures in italics indicate the base number of FP17s or Patient Questionnaire responses are less than 100. N/A is shown where the base number of responses is less than 10 during the period. % is calculated as Quantity/Base number*100

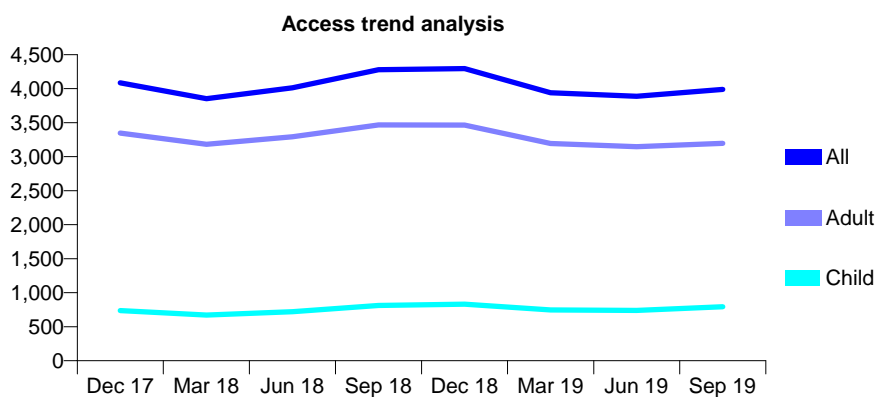
Q56 - Vital Signs At a Glance Contract Report for 193712/0001 - September 2019

Name or company name	Dr K.A Fagher & Dr A. Surti
Contract type name	GDS Contract
Purpose of contract	General
Contract start date	08/05/2015
Contract end date	

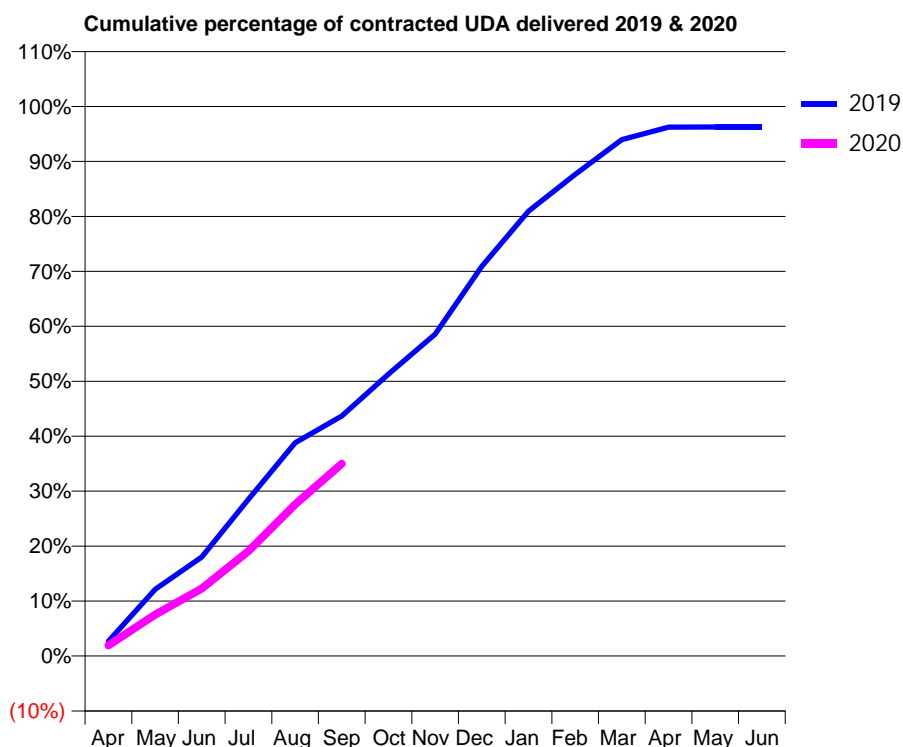
19/20 Contracted general activity (UDA)	9,810
Carry forward general activity (UDA)	367
19/20 Contracted orthodontic activity (UOA)	0
Carry forward orthodontic activity (UOA)	0
Baseline contract value	£227,968.22

ACCESS*

Patients seen in 24 months	Total	Change since previous quarter
Quarter ending September 2018	4,280	
Quarter ending December 2018	4,295	→
Quarter ending March 2019	3,941	↓
Quarter ending June 2019	3,887	↓
Quarter ending September 2019	3,990	↑
Variance since September 2018	(6.8%)	↓



ACTIVITY



Month	Adjusted Scheduled Activity (UDA)	
	2019	2020
April	265	193
May	1,189	738
June	1,766	1,207
July	2,799	1,873
August	3,808	2,708
September	4,285	3,435
October	5,033	
November	5,749	
December	6,956	
January	7,939	
February	8,597	
March	9,219	
April	9,441	
May	9,442	
June	9,443	

QUALITY

	Quantity	Base Number	Contract	AT	Region	England
% of FP17s for the same patient ID Re-attending within 3 months - Children	21	644	3.3%	10.2%	11.3%	11.5%
% of FP17s for the same patient ID Re-attending within 3 months - Adults	200	1,907	10.5%	13.5%	14.7%	15.4%
% of FP17s for the same patient ID Re-attending between 3 & 9 months - Children	362	644	56.2%	60.8%	60.8%	59.7%
% of FP17s for the same patient ID Re-attending between 3 & 9 months - Adults	759	1,907	39.8%	50.2%	52.8%	51.7%
% of FP17s for Band 1 Urgent Courses	283	2,429	11.7%	9.2%	8.2%	9.2%
% of FP17s Relating to Free Repair or Replacements	16	2,429	0.7%	0.7%	0.7%	0.7%
% of FP17s Relating to Continuations	11	2,429	0.5%	0.8%	0.8%	0.8%
% of Patients satisfied with the dentistry they have received	0	0	N/A	93.2%	93.2%	93.5%
% of Patients satisfied with the time they had to wait for an appointment	0	0	N/A	86.3%	88.5%	87.4%

* This is based on patients treated on this contract for their most recent course of treatment. Figures in italics indicate the base number of FP17s or Patient Questionnaire responses are less than 100. N/A is shown where the base number of responses is less than 10 during the period. % is calculated as Quantity/Base number*100

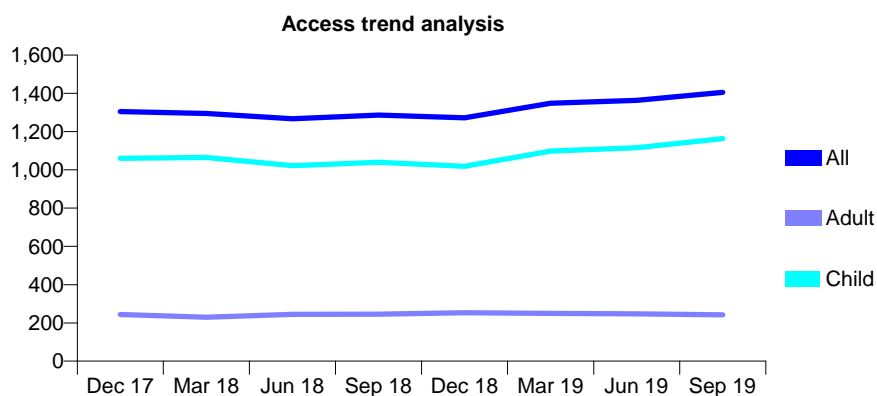
Q56 - Vital Signs At a Glance Contract Report for 195618/0001 - September 2019

Name or company name	Dr P Wilson and Dr G Singh
Contract type name	GDS Contract
Purpose of contract	General
Contract start date	01/06/2008
Contract end date	

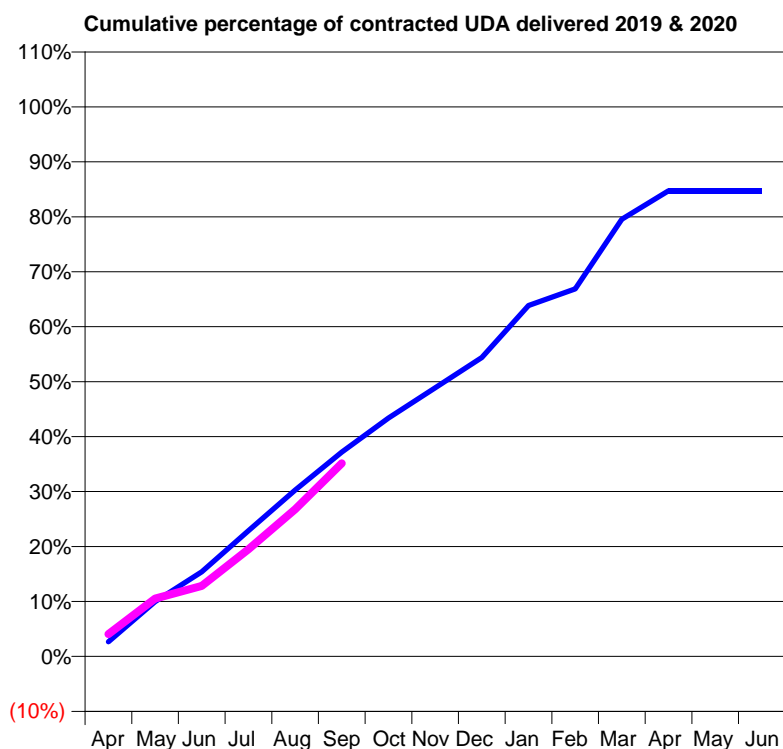
19/20 Contracted general activity (UDA)	3,217
Carry forward general activity (UDA)	0
19/20 Contracted orthodontic activity (UOA)	0
Carry forward orthodontic activity (UOA)	0
Baseline contract value	£93,808.80

ACCESS*

Patients seen in 24 months	Total	Change since previous quarter
Quarter ending September 2018	1,286	
Quarter ending December 2018	1,272	↓
Quarter ending March 2019	1,348	↑
Quarter ending June 2019	1,363	→
Quarter ending September 2019	1,405	↑
Variance since September 2018	9.3%	↑



ACTIVITY



Month	2019	2020
April	86	131
May	321	338
June	495	412
July	736	628
August	974	862
September	1,196	1,131
October	1,396	
November	1,572	
December	1,750	
January	2,054	
February	2,152	
March	2,560	
April	2,726	
May	2,726	
June	2,726	

QUALITY

	Quantity	Base Number	Contract	AT	Region	England
% of FP17s for the same patient ID Re-attending within 3 months - Children	54	925	5.8%	10.2%	11.3%	11.5%
% of FP17s for the same patient ID Re-attending within 3 months - Adults	7	64	10.9%	13.5%	14.7%	15.4%
% of FP17s for the same patient ID Re-attending between 3 & 9 months - Children	611	925	66.1%	60.8%	60.8%	59.7%
% of FP17s for the same patient ID Re-attending between 3 & 9 months - Adults	50	64	78.1%	50.2%	52.8%	51.7%
% of FP17s for Band 1 Urgent Courses	25	876	2.9%	9.2%	8.2%	9.2%
% of FP17s Relating to Free Repair or Replacements	0	876	0.0%	0.7%	0.7%	0.7%
% of FP17s Relating to Continuations	0	876	0.0%	0.8%	0.8%	0.8%
% of Patients satisfied with the dentistry they have received	0	0	N/A	93.2%	93.2%	93.5%
% of Patients satisfied with the time they had to wait for an appointment	0	0	N/A	86.3%	88.5%	87.4%

* This is based on patients treated on this contract for their most recent course of treatment. Figures in italics indicate the base number of FP17s or Patient Questionnaire responses are less than 100. N/A is shown where the base number of responses is less than 10 during the period. % is calculated as Quantity/Base number*100

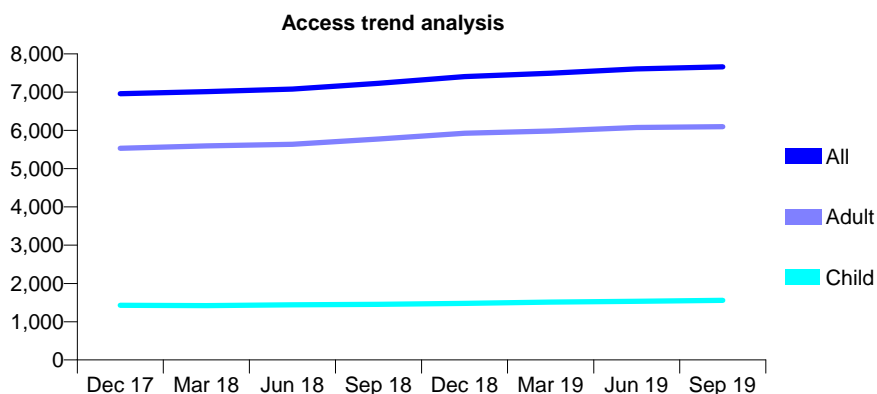
Q56 - Vital Signs At a Glance Contract Report for 197254/0001 - September 2019

Name or company name	Miss Susan Allen and Mr Terence Michael
Contract type name	GDS Contract
Purpose of contract	General
Contract start date	01/03/2014
Contract end date	

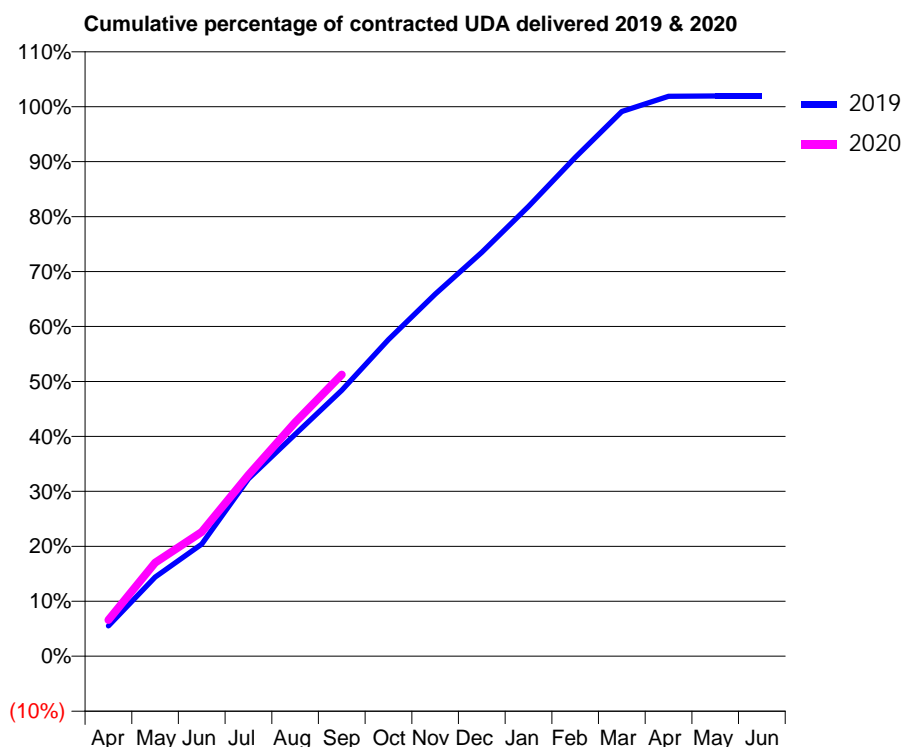
19/20 Contracted general activity (UDA)	20,007
Carry forward general activity (UDA)	-385
19/20 Contracted orthodontic activity (UOA)	0
Carry forward orthodontic activity (UOA)	0
Baseline contract value	£545,948.43

ACCESS*

Patients seen in 24 months	Total	Change since previous quarter
Quarter ending September 2018	7,231	
Quarter ending December 2018	7,404	↑
Quarter ending March 2019	7,493	→
Quarter ending June 2019	7,607	→
Quarter ending September 2019	7,659	→
Variance since September 2018	5.9%	↑



ACTIVITY



Month	2019	2020
April	1,104	1,325
May	2,880	3,406
June	4,081	4,525
July	6,460	6,601
August	8,077	8,513
September	9,679	10,254
October	11,526	
November	13,183	
December	14,702	
January	16,375	
February	18,153	
March	19,828	
April	20,385	
May	20,392	
June	20,392	

QUALITY

	Quantity	Base Number	Contract	AT	Region	England
% of FP17s for the same patient ID Re-attending within 3 months - Children	82	1,153	7.1%	10.2%	11.3%	11.5%
% of FP17s for the same patient ID Re-attending within 3 months - Adults	578	4,219	13.7%	13.5%	14.7%	15.4%
% of FP17s for the same patient ID Re-attending between 3 & 9 months - Children	671	1,153	58.2%	60.8%	60.8%	59.7%
% of FP17s for the same patient ID Re-attending between 3 & 9 months - Adults	2,016	4,219	47.8%	50.2%	52.8%	51.7%
% of FP17s for Band 1 Urgent Courses	548	5,061	10.8%	9.2%	8.2%	9.2%
% of FP17s Relating to Free Repair or Replacements	53	5,061	1.0%	0.7%	0.7%	0.7%
% of FP17s Relating to Continuations	35	5,061	0.7%	0.8%	0.8%	0.8%
% of Patients satisfied with the dentistry they have received	3	3	N/A	93.2%	93.2%	93.5%
% of Patients satisfied with the time they had to wait for an appointment	2	3	N/A	86.3%	88.5%	87.4%

* This is based on patients treated on this contract for their most recent course of treatment. Figures in italics indicate the base number of FP17s or Patient Questionnaire responses are less than 100. N/A is shown where the base number of responses is less than 10 during the period. % is calculated as Quantity/Base number*100

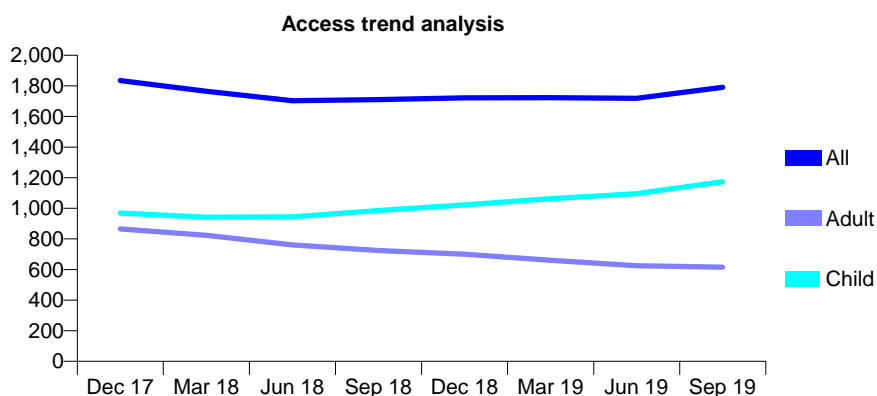
Q56 - Vital Signs At a Glance Contract Report for 199524/0001 - September 2019

Name or company name	Best, Hardy & Abeln
Contract type name	GDS Contract
Purpose of contract	General
Contract start date	01/04/2009
Contract end date	

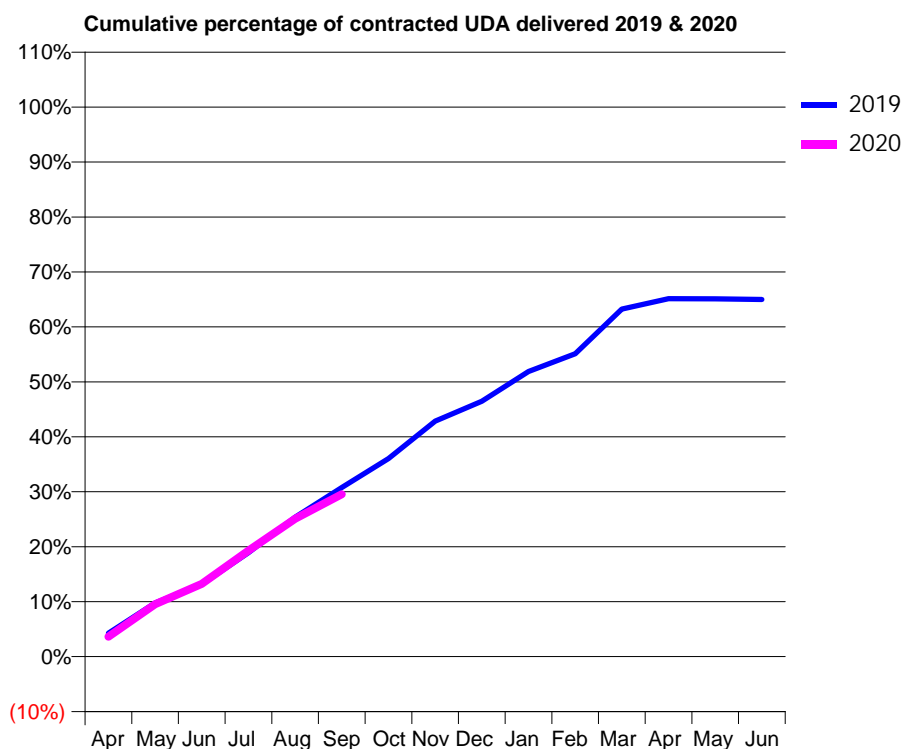
19/20 Contracted general activity (UDA)	5,800
Carry forward general activity (UDA)	0
19/20 Contracted orthodontic activity (UOA)	0
Carry forward orthodontic activity (UOA)	0
Baseline contract value	£118,868.14

ACCESS*

Patients seen in 24 months	Total	Change since previous quarter
Quarter ending September 2018	1,710	
Quarter ending December 2018	1,722	→
Quarter ending March 2019	1,723	→
Quarter ending June 2019	1,719	→
Quarter ending September 2019	1,790	↑
Variance since September 2018	4.7%	↑



ACTIVITY



Month	Adjusted Scheduled Activity (UDA)	
	2019	2020
April	247	210
May	566	553
June	764	768
July	1,097	1,120
August	1,472	1,454
September	1,784	1,713
October	2,091	
November	2,485	
December	2,694	
January	3,009	
February	3,197	
March	3,667	
April	3,777	
May	3,776	
June	3,770	

QUALITY

	Quantity	Base Number	Contract	AT	Region	England
% of FP17s for the same patient ID Re-attending within 3 months - Children	48	808	5.9%	10.2%	11.3%	11.5%
% of FP17s for the same patient ID Re-attending within 3 months - Adults	71	337	21.1%	13.5%	14.7%	15.4%
% of FP17s for the same patient ID Re-attending between 3 & 9 months - Children	406	808	50.2%	60.8%	60.8%	59.7%
% of FP17s for the same patient ID Re-attending between 3 & 9 months - Adults	185	337	54.9%	50.2%	52.8%	51.7%
% of FP17s for Band 1 Urgent Courses	86	1,066	8.1%	9.2%	8.2%	9.2%
% of FP17s Relating to Free Repair or Replacements	0	1,066	0.0%	0.7%	0.7%	0.7%
% of FP17s Relating to Continuations	0	1,066	0.0%	0.8%	0.8%	0.8%
% of Patients satisfied with the dentistry they have received	2	2	N/A	93.2%	93.2%	93.5%
% of Patients satisfied with the time they had to wait for an appointment	2	2	N/A	86.3%	88.5%	87.4%

* This is based on patients treated on this contract for their most recent course of treatment. Figures in italics indicate the base number of FP17s or Patient Questionnaire responses are less than 100. N/A is shown where the base number of responses is less than 10 during the period. % is calculated as Quantity/Base number*100

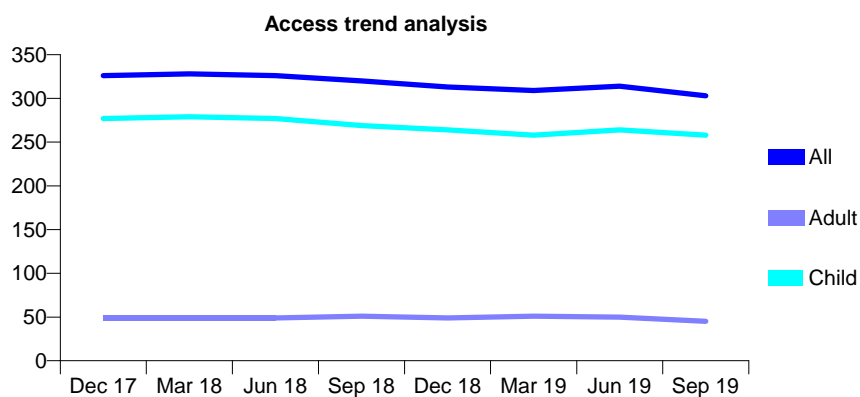
Q56 - Vital Signs At a Glance Contract Report for 204595/0002 - September 2019

Name or company name	MR MA OATES
Contract type name	GDS Contract
Purpose of contract	General
Contract start date	03/07/2011
Contract end date	

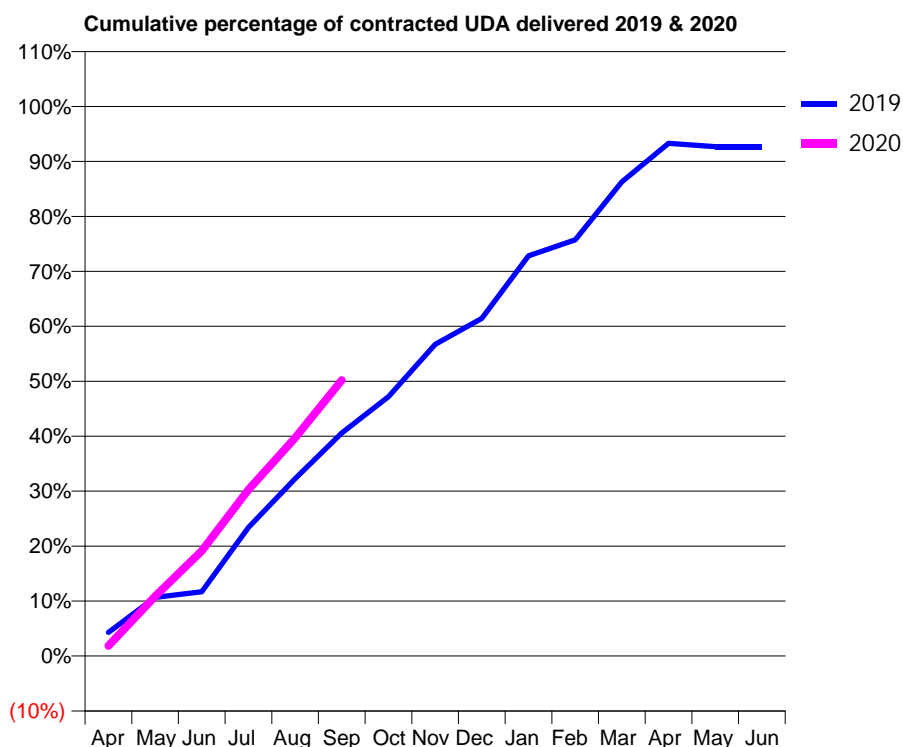
19/20 Contracted general activity (UDA)	487
Carry forward general activity (UDA)	0
19/20 Contracted orthodontic activity (UOA)	0
Carry forward orthodontic activity (UOA)	0
Baseline contract value	£10,592.65

ACCESS*

Patients seen in 24 months	Total	Change since previous quarter
Quarter ending September 2018	320	
Quarter ending December 2018	313	↓
Quarter ending March 2019	309	↓
Quarter ending June 2019	314	→
Quarter ending September 2019	303	↓
Variance since September 2018	(5.3%)	↓



ACTIVITY



Month	Adjusted Scheduled Activity (UDA)	
	2019	2020
April	21	9
May	52	53
June	57	93
July	114	147
August	157	193
September	198	244
October	230	
November	276	
December	299	
January	355	
February	369	
March	420	
April	454	
May	451	
June	451	

QUALITY

	Quantity	Base Number	Contract	AT	Region	England
% of FP17s for the same patient ID Re-attending within 3 months - Children	11	206	5.3%	10.2%	11.3%	11.5%
% of FP17s for the same patient ID Re-attending within 3 months - Adults	0	11	0.0%	13.5%	14.7%	15.4%
% of FP17s for the same patient ID Re-attending between 3 & 9 months - Children	131	206	63.6%	60.8%	60.8%	59.7%
% of FP17s for the same patient ID Re-attending between 3 & 9 months - Adults	6	11	54.5%	50.2%	52.8%	51.7%
% of FP17s for Band 1 Urgent Courses	2	192	1.0%	9.2%	8.2%	9.2%
% of FP17s Relating to Free Repair or Replacements	0	192	0.0%	0.7%	0.7%	0.7%
% of FP17s Relating to Continuations	0	192	0.0%	0.8%	0.8%	0.8%
% of Patients satisfied with the dentistry they have received	0	0	N/A	93.2%	93.2%	93.5%
% of Patients satisfied with the time they had to wait for an appointment	0	0	N/A	86.3%	88.5%	87.4%

* This is based on patients treated on this contract for their most recent course of treatment. Figures in italics indicate the base number of FP17s or Patient Questionnaire responses are less than 100. N/A is shown where the base number of responses is less than 10 during the period. % is calculated as Quantity/Base number*100

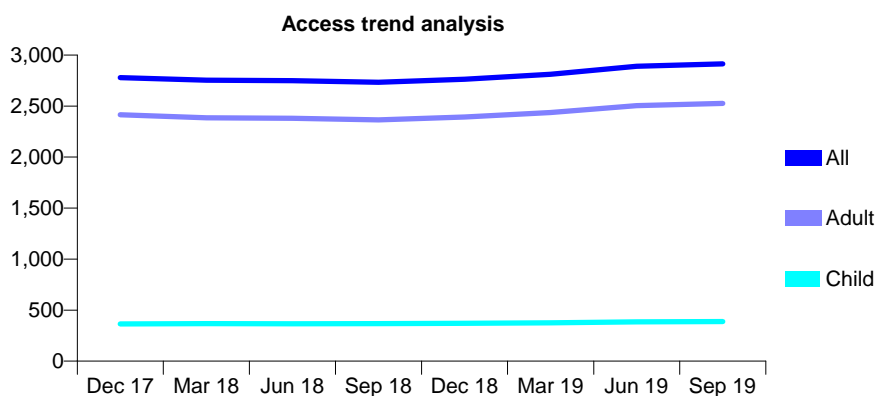
Q56 - Vital Signs At a Glance Contract Report for 205400/0001 - September 2019

Name or company name	MR IS SMITH
Contract type name	GDS Contract
Purpose of contract	General
Contract start date	01/04/2006
Contract end date	

19/20 Contracted general activity (UDA)	11,455
Carry forward general activity (UDA)	0
19/20 Contracted orthodontic activity (UOA)	0
Carry forward orthodontic activity (UOA)	0
Baseline contract value	£260,457.42

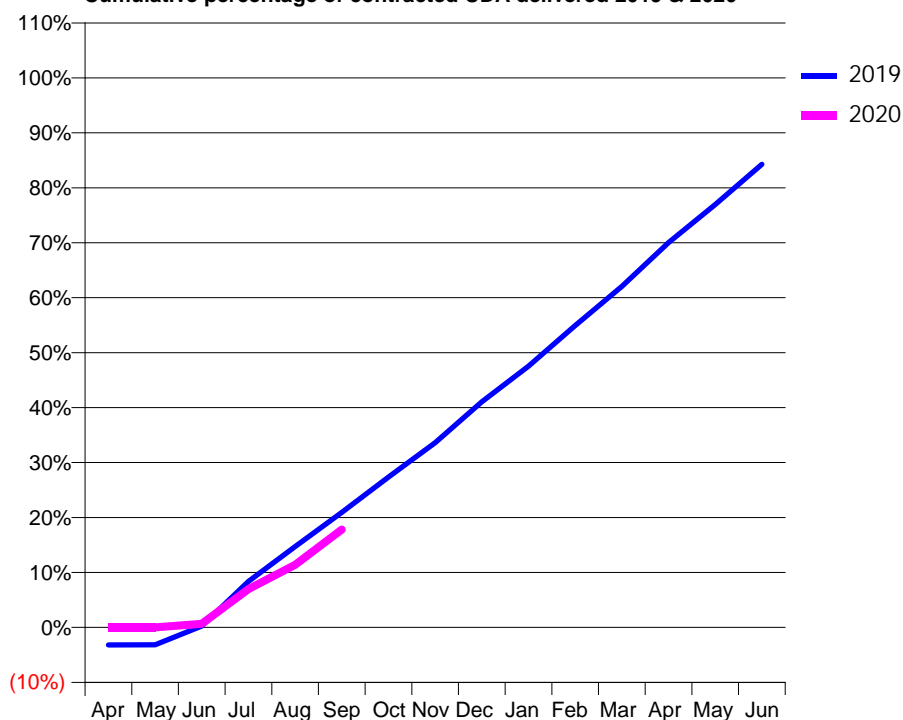
ACCESS*

Patients seen in 24 months	Total	Change since previous quarter
Quarter ending September 2018	2,734	
Quarter ending December 2018	2,763	→
Quarter ending March 2019	2,813	→
Quarter ending June 2019	2,889	↑
Quarter ending September 2019	2,914	→
Variance since September 2018	6.6%	↑



ACTIVITY

Cumulative percentage of contracted UDA delivered 2019 & 2020



Adjusted Scheduled Activity (UDA)

Month	2019	2020
April	-368	0
May	-365	0
June	28	75
July	961	800
August	1,686	1,306
September	2,398	2,039
October	3,134	
November	3,851	
December	4,702	
January	5,446	
February	6,294	
March	7,105	
April	8,022	
May	8,817	
June	9,653	

QUALITY

	Quantity	Base Number	Contract	AT	Region	England
% of FP17s for the same patient ID Re-attending within 3 months - Children	95	355	26.8%	10.2%	11.3%	11.5%
% of FP17s for the same patient ID Re-attending within 3 months - Adults	205	1,881	10.9%	13.5%	14.7%	15.4%
% of FP17s for the same patient ID Re-attending between 3 & 9 months - Children	156	355	43.9%	60.8%	60.8%	59.7%
% of FP17s for the same patient ID Re-attending between 3 & 9 months - Adults	1,230	1,881	65.4%	50.2%	52.8%	51.7%
% of FP17s for Band 1 Urgent Courses	53	1,197	4.4%	9.2%	8.2%	9.2%
% of FP17s Relating to Free Repair or Replacements	0	1,197	0.0%	0.7%	0.7%	0.7%
% of FP17s Relating to Continuations	1	1,197	0.1%	0.8%	0.8%	0.8%
% of Patients satisfied with the dentistry they have received	3	3	N/A	93.2%	93.2%	93.5%
% of Patients satisfied with the time they had to wait for an appointment	3	3	N/A	86.3%	88.5%	87.4%

* This is based on patients treated on this contract for their most recent course of treatment.

Figures in italics indicate the base number of FP17s or Patient Questionnaire responses are less than 100. N/A is shown where the base number of responses is less than 10 during the period. % is calculated as Quantity/Base number*100

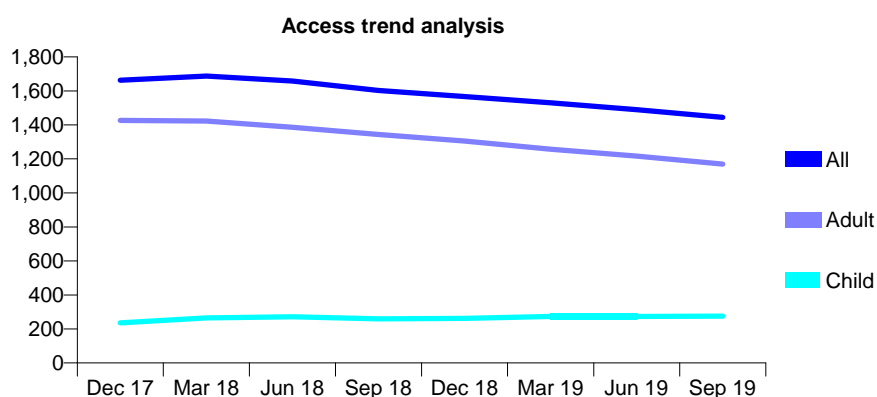
Q56 - Vital Signs At a Glance Contract Report for 209325/0001 - September 2019

Name or company name	Shiamiela Hussain
Contract type name	GDS Contract
Purpose of contract	General and Orthodontic
Contract start date	01/04/2006
Contract end date	

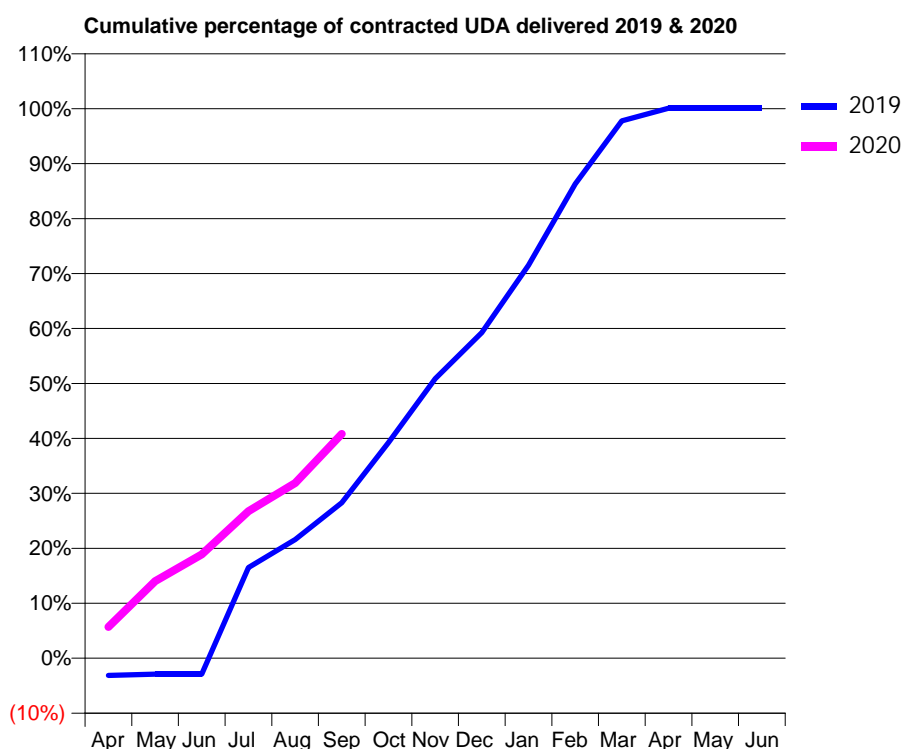
19/20 Contracted general activity (UDA)	4,640
Carry forward general activity (UDA)	-4
19/20 Contracted orthodontic activity (UOA)	420
Carry forward orthodontic activity (UOA)	-8
Baseline contract value	£178,167.67

ACCESS*

Patients seen in 24 months	Total	Change since previous quarter
Quarter ending September 2018	1,603	
Quarter ending December 2018	1,567	↓
Quarter ending March 2019	1,530	↓
Quarter ending June 2019	1,490	↓
Quarter ending September 2019	1,444	↓
Variance since September 2018	(9.9%)	↓



ACTIVITY



Month	2019	2020
April	-146	264
May	-136	650
June	-136	876
July	766	1,242
August	1,001	1,479
September	1,314	1,893
October	1,821	
November	2,359	
December	2,750	
January	3,317	
February	4,004	
March	4,537	
April	4,644	
May	4,644	
June	4,644	

QUALITY

	Quantity	Base Number	Contract	AT	Region	England
% of FP17s for the same patient ID Re-attending within 3 months - Children	25	244	10.2%	10.2%	11.3%	11.5%
% of FP17s for the same patient ID Re-attending within 3 months - Adults	81	829	9.8%	13.5%	14.7%	15.4%
% of FP17s for the same patient ID Re-attending between 3 & 9 months - Children	161	244	66.0%	60.8%	60.8%	59.7%
% of FP17s for the same patient ID Re-attending between 3 & 9 months - Adults	584	829	70.4%	50.2%	52.8%	51.7%
% of FP17s for Band 1 Urgent Courses	70	998	7.0%	9.2%	8.2%	9.2%
% of FP17s Relating to Free Repair or Replacements	8	998	0.8%	0.7%	0.7%	0.7%
% of FP17s Relating to Continuations	9	998	0.9%	0.8%	0.8%	0.8%
% of Patients satisfied with the dentistry they have received	2	2	N/A	93.2%	93.2%	93.5%
% of Patients satisfied with the time they had to wait for an appointment	2	2	N/A	86.3%	88.5%	87.4%

* This is based on patients treated on this contract for their most recent course of treatment.

Figures in italics indicate the base number of FP17s or Patient Questionnaire responses are less than 100. N/A is shown where the base number of responses is less than 10 during the period. % is calculated as Quantity/Base number*100

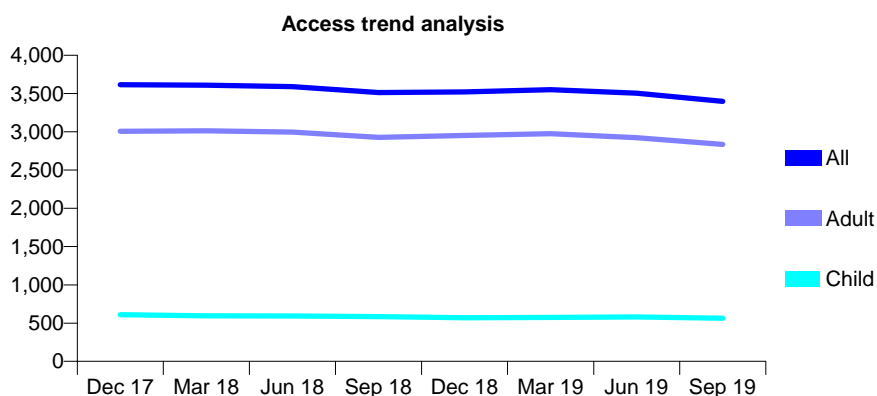
Q56 - Vital Signs At a Glance Contract Report for 213128/0003 - September 2019

Name or company name	MR RA BURKETT
Contract type name	GDS Contract
Purpose of contract	General
Contract start date	28/03/2013
Contract end date	

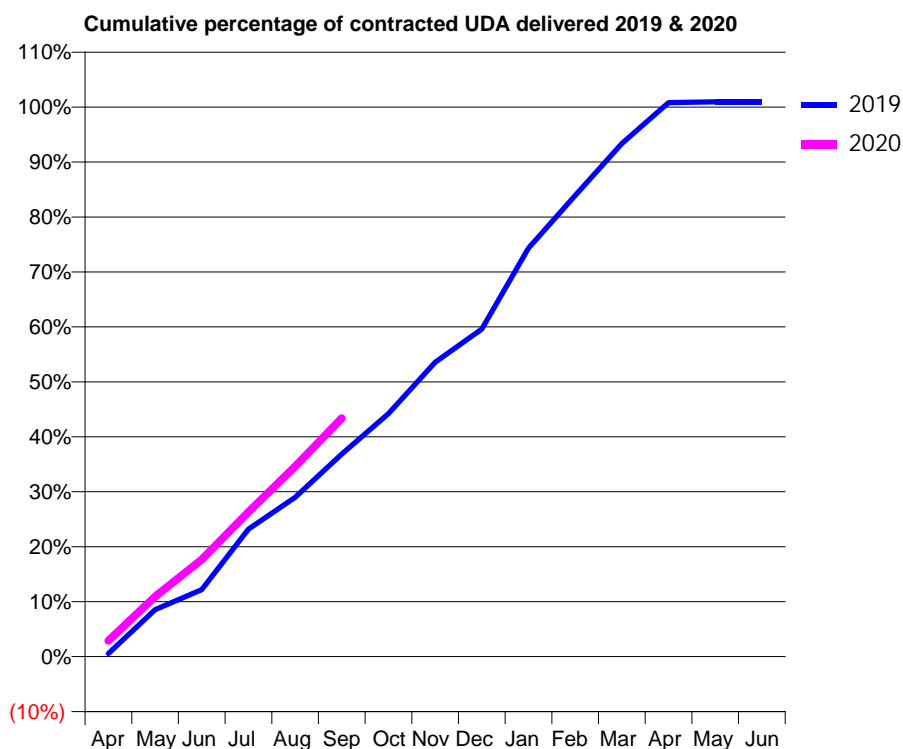
19/20 Contracted general activity (UDA)	7,548
Carry forward general activity (UDA)	-72
19/20 Contracted orthodontic activity (UOA)	0
Carry forward orthodontic activity (UOA)	0
Baseline contract value	£171,216.23

ACCESS*

Patients seen in 24 months	Total	Change since previous quarter
Quarter ending September 2018	3,512	
Quarter ending December 2018	3,522	→
Quarter ending March 2019	3,550	→
Quarter ending June 2019	3,504	↓
Quarter ending September 2019	3,398	↓
Variance since September 2018	(3.2%)	↓



ACTIVITY



Month	Adjusted Scheduled Activity (UDA)	
	2019	2020
April	42	219
May	646	825
June	921	1,332
July	1,752	1,987
August	2,187	2,613
September	2,781	3,274
October	3,338	
November	4,044	
December	4,497	
January	5,611	
February	6,334	
March	7,046	
April	7,608	
May	7,620	
June	7,620	

QUALITY

	Quantity	Base Number	Contract	AT	Region	England
% of FP17s for the same patient ID Re-attending within 3 months - Children	30	315	9.5%	10.2%	11.3%	11.5%
% of FP17s for the same patient ID Re-attending within 3 months - Adults	156	1,496	10.4%	13.5%	14.7%	15.4%
% of FP17s for the same patient ID Re-attending between 3 & 9 months - Children	72	315	22.9%	60.8%	60.8%	59.7%
% of FP17s for the same patient ID Re-attending between 3 & 9 months - Adults	522	1,496	34.9%	50.2%	52.8%	51.7%
% of FP17s for Band 1 Urgent Courses	133	1,565	8.5%	9.2%	8.2%	9.2%
% of FP17s Relating to Free Repair or Replacements	0	1,565	0.0%	0.7%	0.7%	0.7%
% of FP17s Relating to Continuations	0	1,565	0.0%	0.8%	0.8%	0.8%
% of Patients satisfied with the dentistry they have received	4	5	N/A	93.2%	93.2%	93.5%
% of Patients satisfied with the time they had to wait for an appointment	4	5	N/A	86.3%	88.5%	87.4%

* This is based on patients treated on this contract for their most recent course of treatment. Figures in italics indicate the base number of FP17s or Patient Questionnaire responses are less than 100. N/A is shown where the base number of responses is less than 10 during the period. % is calculated as Quantity/Base number*100

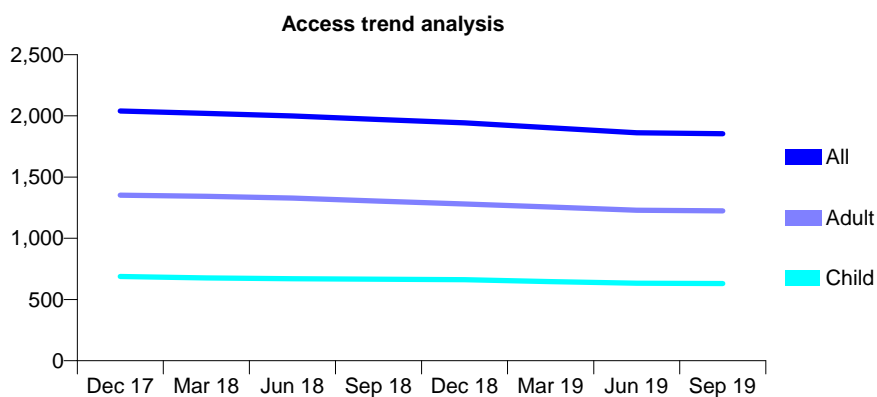
Q56 - Vital Signs At a Glance Contract Report for 214086/0001 - September 2019

Name or company name	The Little House Dental Surgery
Contract type name	GDS Contract
Purpose of contract	General
Contract start date	01/04/2006
Contract end date	

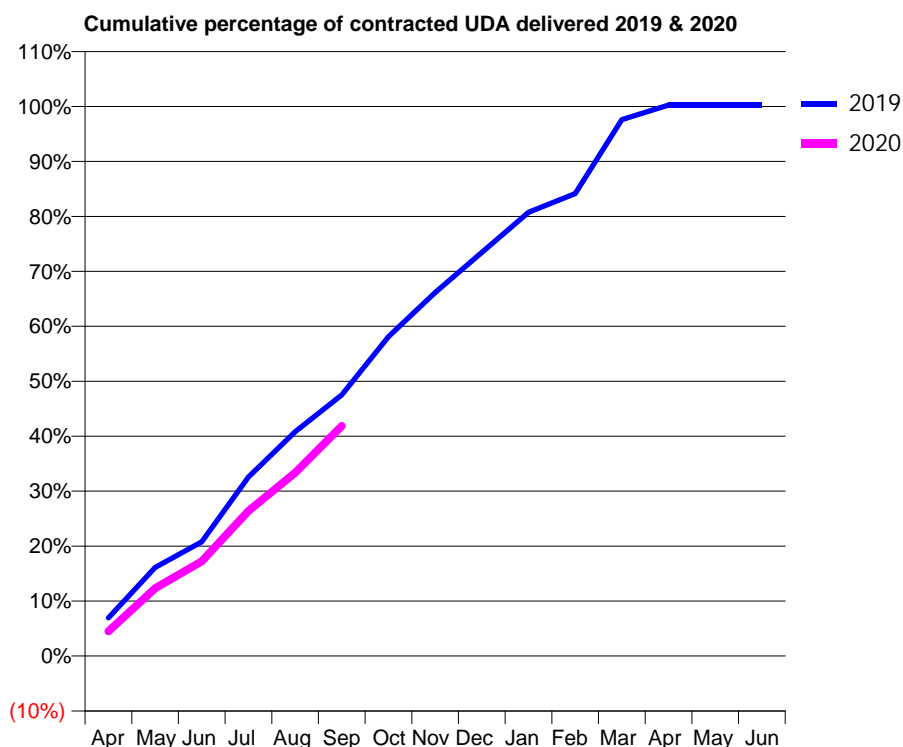
19/20 Contracted general activity (UDA)	4,690
Carry forward general activity (UDA)	-12
19/20 Contracted orthodontic activity (UOA)	0
Carry forward orthodontic activity (UOA)	0
Baseline contract value	£109,301.07

ACCESS*

Patients seen in 24 months	Total	Change since previous quarter
Quarter ending September 2018	1,971	
Quarter ending December 2018	1,943	↓
Quarter ending March 2019	1,902	↓
Quarter ending June 2019	1,862	↓
Quarter ending September 2019	1,855	→
Variance since September 2018	(5.9%)	↓



ACTIVITY



Month	Adjusted Scheduled Activity (UDA)	
	2019	2020
April	326	211
May	756	579
June	975	807
July	1,528	1,238
August	1,914	1,564
September	2,229	1,964
October	2,725	
November	3,102	
December	3,443	
January	3,787	
February	3,947	
March	4,578	
April	4,702	
May	4,702	
June	4,702	

QUALITY

	Quantity	Base Number	Contract	AT	Region	England
% of FP17s for the same patient ID Re-attending within 3 months - Children	31	514	6.0%	10.2%	11.3%	11.5%
% of FP17s for the same patient ID Re-attending within 3 months - Adults	107	818	13.1%	13.5%	14.7%	15.4%
% of FP17s for the same patient ID Re-attending between 3 & 9 months - Children	335	514	65.2%	60.8%	60.8%	59.7%
% of FP17s for the same patient ID Re-attending between 3 & 9 months - Adults	400	818	48.9%	50.2%	52.8%	51.7%
% of FP17s for Band 1 Urgent Courses	103	1,253	8.2%	9.2%	8.2%	9.2%
% of FP17s Relating to Free Repair or Replacements	6	1,253	0.5%	0.7%	0.7%	0.7%
% of FP17s Relating to Continuations	5	1,253	0.4%	0.8%	0.8%	0.8%
% of Patients satisfied with the dentistry they have received	1	1	N/A	93.2%	93.2%	93.5%
% of Patients satisfied with the time they had to wait for an appointment	1	1	N/A	86.3%	88.5%	87.4%

* This is based on patients treated on this contract for their most recent course of treatment. Figures in italics indicate the base number of FP17s or Patient Questionnaire responses are less than 100. N/A is shown where the base number of responses is less than 10 during the period. % is calculated as Quantity/Base number*100

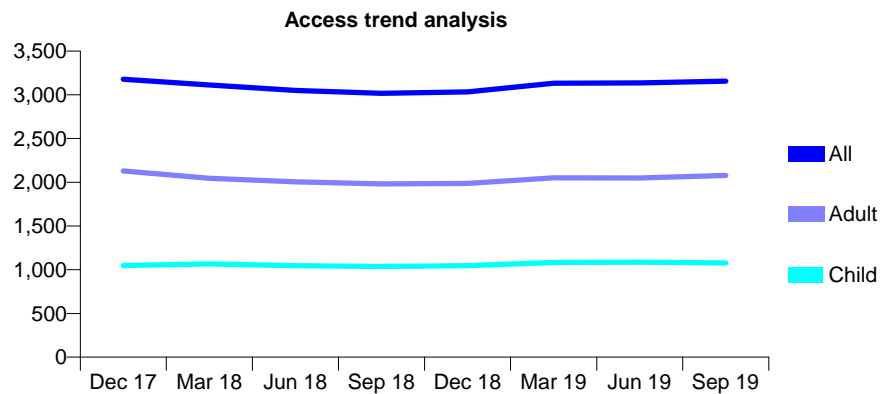
Q56 - Vital Signs At a Glance Contract Report for 215988/0001 - September 2019

Name or company name	MR PG SANDERS
Contract type name	GDS Contract
Purpose of contract	General
Contract start date	01/04/2006
Contract end date	

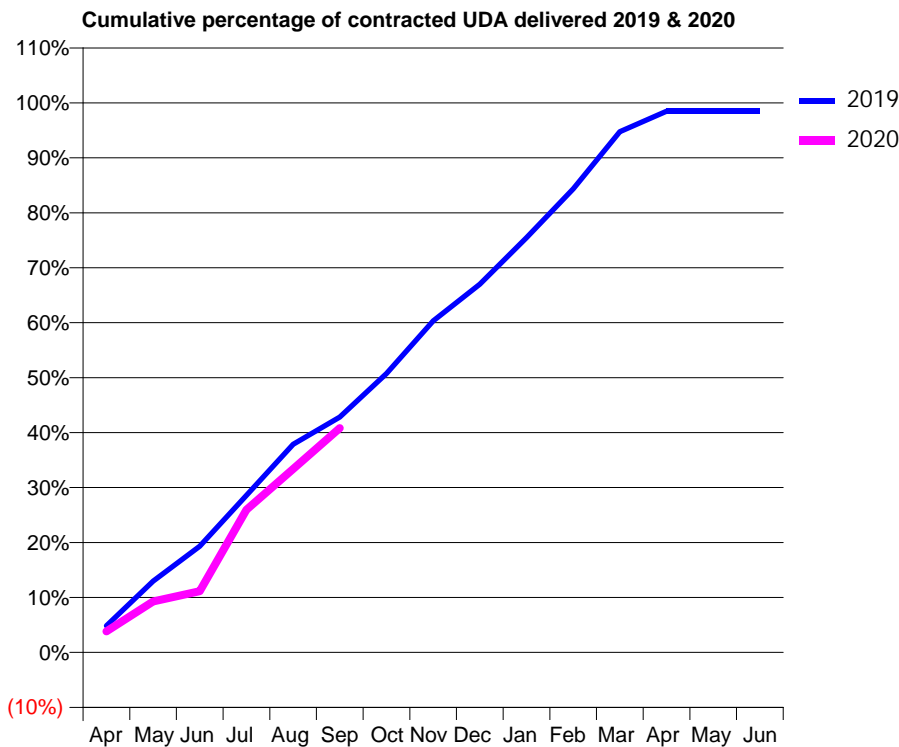
19/20 Contracted general activity (UDA)	6,951
Carry forward general activity (UDA)	106
19/20 Contracted orthodontic activity (UOA)	0
Carry forward orthodontic activity (UOA)	0
Baseline contract value	£194,346.77

ACCESS*

Patients seen in 24 months	Total	Change since previous quarter
Quarter ending September 2018	3,018	
Quarter ending December 2018	3,032	→
Quarter ending March 2019	3,132	↑
Quarter ending June 2019	3,136	→
Quarter ending September 2019	3,156	→
Variance since September 2018	4.6%	↑



ACTIVITY



Adjusted Scheduled Activity (UDA)		
Month	2019	2020
April	336	266
May	902	645
June	1,343	775
July	1,985	1,804
August	2,631	2,322
September	2,977	2,836
October	3,528	
November	4,194	
December	4,657	
January	5,245	
February	5,864	
March	6,586	
April	6,846	
May	6,845	
June	6,845	

QUALITY

	Quantity	Base Number	Contract	AT	Region	England
% of FP17s for the same patient ID Re-attending within 3 months - Children	105	968	10.8%	10.2%	11.3%	11.5%
% of FP17s for the same patient ID Re-attending within 3 months - Adults	292	1,737	16.8%	13.5%	14.7%	15.4%
% of FP17s for the same patient ID Re-attending between 3 & 9 months - Children	685	968	70.8%	60.8%	60.8%	59.7%
% of FP17s for the same patient ID Re-attending between 3 & 9 months - Adults	1,184	1,737	68.2%	50.2%	52.8%	51.7%
% of FP17s for Band 1 Urgent Courses	145	2,085	7.0%	9.2%	8.2%	9.2%
% of FP17s Relating to Free Repair or Replacements	24	2,085	1.2%	0.7%	0.7%	0.7%
% of FP17s Relating to Continuations	9	2,085	0.4%	0.8%	0.8%	0.8%
% of Patients satisfied with the dentistry they have received	1	1	N/A	93.2%	93.2%	93.5%
% of Patients satisfied with the time they had to wait for an appointment	1	1	N/A	86.3%	88.5%	87.4%

* This is based on patients treated on this contract for their most recent course of treatment. Figures in italics indicate the base number of FP17s or Patient Questionnaire responses are less than 100. N/A is shown where the base number of responses is less than 10 during the period. % is calculated as Quantity/Base number*100

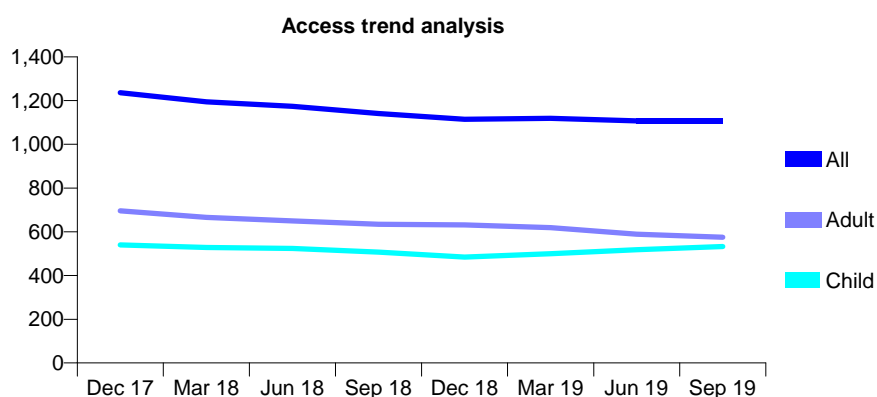
Q56 - Vital Signs At a Glance Contract Report for 220469/0001 - September 2019

Name or company name	The Dental Design Studio
Contract type name	GDS Contract
Purpose of contract	General and Orthodontic
Contract start date	01/04/2006
Contract end date	

19/20 Contracted general activity (UDA)	2,583
Carry forward general activity (UDA)	76
19/20 Contracted orthodontic activity (UOA)	129
Carry forward orthodontic activity (UOA)	2
Baseline contract value	£67,835.36

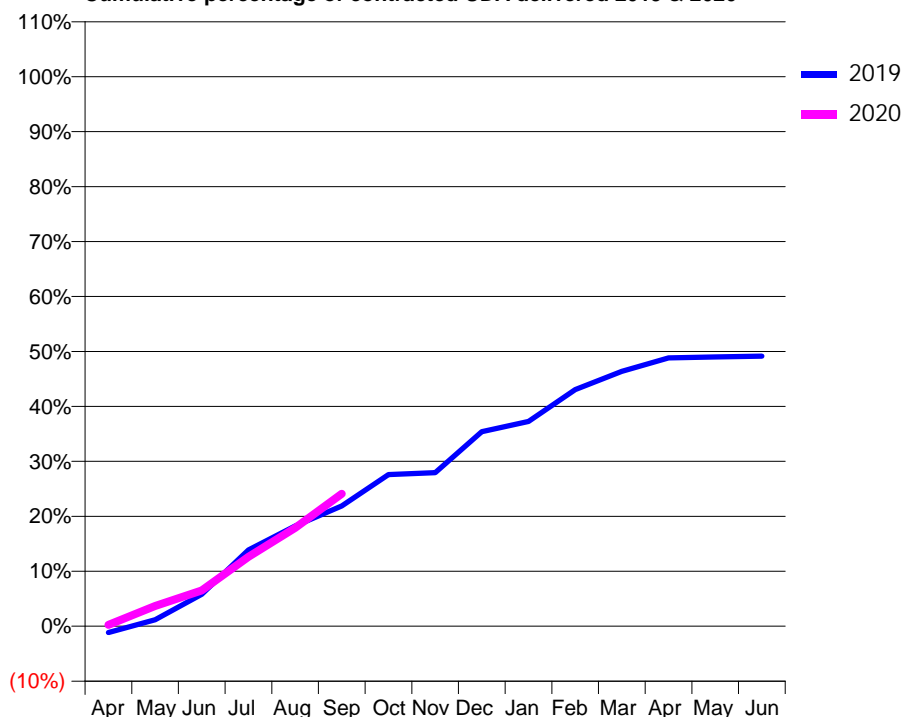
ACCESS*

Patients seen in 24 months	Total	Change since previous quarter
Quarter ending September 2018	1,141	
Quarter ending December 2018	1,115	↓
Quarter ending March 2019	1,119	→
Quarter ending June 2019	1,107	↓
Quarter ending September 2019	1,107	→
Variance since September 2018	(3.0%)	↓



ACTIVITY

Cumulative percentage of contracted UDA delivered 2019 & 2020



Adjusted Scheduled Activity (UDA)

Month	2019	2020
April	-48	7
May	48	95
June	237	168
July	567	326
August	746	462
September	893	623
October	1,127	
November	1,141	
December	1,446	
January	1,521	
February	1,759	
March	1,894	
April	1,993	
May	2,001	
June	2,007	

QUALITY

	Quantity	Base Number	Contract	AT	Region	England
% of FP17s for the same patient ID Re-attending within 3 months - Children	20	247	8.1%	10.2%	11.3%	11.5%
% of FP17s for the same patient ID Re-attending within 3 months - Adults	55	307	17.9%	13.5%	14.7%	15.4%
% of FP17s for the same patient ID Re-attending between 3 & 9 months - Children	59	247	23.9%	60.8%	60.8%	59.7%
% of FP17s for the same patient ID Re-attending between 3 & 9 months - Adults	142	307	46.3%	50.2%	52.8%	51.7%
% of FP17s for Band 1 Urgent Courses	67	484	13.8%	9.2%	8.2%	9.2%
% of FP17s Relating to Free Repair or Replacements	0	484	0.0%	0.7%	0.7%	0.7%
% of FP17s Relating to Continuations	5	484	1.0%	0.8%	0.8%	0.8%
% of Patients satisfied with the dentistry they have received	0	0	N/A	93.2%	93.2%	93.5%
% of Patients satisfied with the time they had to wait for an appointment	0	0	N/A	86.3%	88.5%	87.4%

* This is based on patients treated on this contract for their most recent course of treatment.

Figures in italics indicate the base number of FP17s or Patient Questionnaire responses are less than 100. N/A is shown where the base number of responses is less than 10 during the period. % is calculated as Quantity/Base number*100

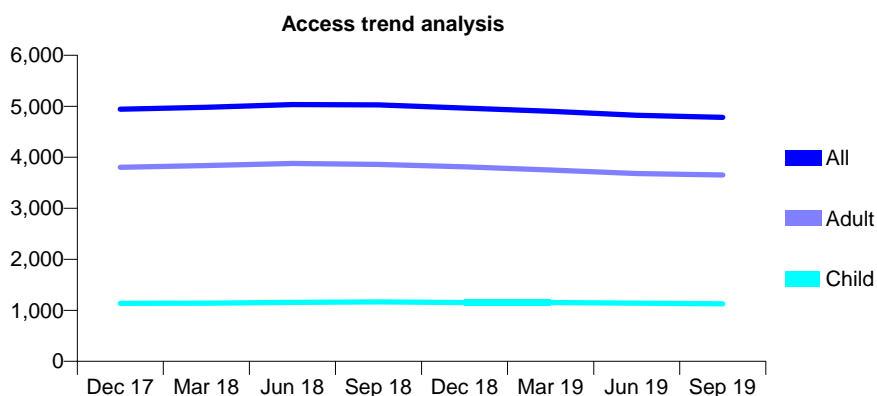
Q56 - Vital Signs At a Glance Contract Report for 222224/0001 - September 2019

Name or company name	MR DA STOTT
Contract type name	GDS Contract
Purpose of contract	General and Orthodontic
Contract start date	01/04/2006
Contract end date	

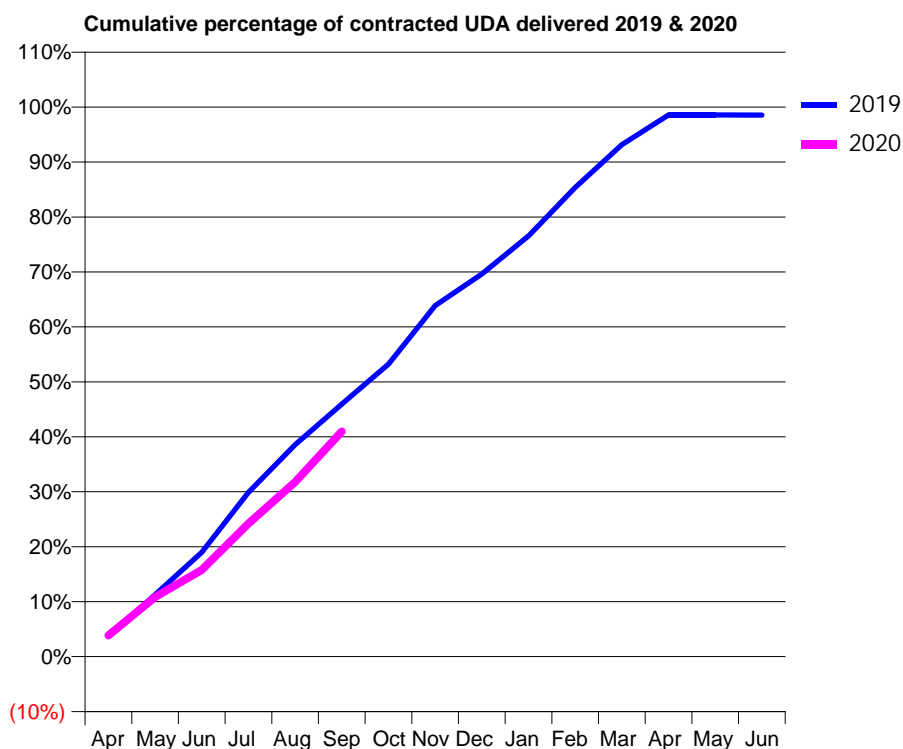
19/20 Contracted general activity (UDA)	12,808
Carry forward general activity (UDA)	188
19/20 Contracted orthodontic activity (UOA)	602
Carry forward orthodontic activity (UOA)	0
Baseline contract value	£351,551.75

ACCESS*

Patients seen in 24 months	Total	Change since previous quarter
Quarter ending September 2018	5,025	
Quarter ending December 2018	4,963	↓
Quarter ending March 2019	4,903	↓
Quarter ending June 2019	4,822	↓
Quarter ending September 2019	4,782	→
Variance since September 2018	(4.8%)	↓



ACTIVITY



Month	Adjusted Scheduled Activity (UDA)	
	2019	2020
April	469	496
May	1,448	1,391
June	2,428	2,018
July	3,829	3,100
August	4,941	4,070
September	5,885	5,248
October	6,817	
November	8,182	
December	8,915	
January	9,804	
February	10,932	
March	11,931	
April	12,623	
May	12,623	
June	12,620	

QUALITY

	Quantity	Base Number	Contract	AT	Region	England
% of FP17s for the same patient ID Re-attending within 3 months - Children	91	960	9.5%	10.2%	11.3%	11.5%
% of FP17s for the same patient ID Re-attending within 3 months - Adults	352	2,938	12.0%	13.5%	14.7%	15.4%
% of FP17s for the same patient ID Re-attending between 3 & 9 months - Children	641	960	66.8%	60.8%	60.8%	59.7%
% of FP17s for the same patient ID Re-attending between 3 & 9 months - Adults	2,007	2,938	68.3%	50.2%	52.8%	51.7%
% of FP17s for Band 1 Urgent Courses	28	3,005	0.9%	9.2%	8.2%	9.2%
% of FP17s Relating to Free Repair or Replacements	67	3,005	2.2%	0.7%	0.7%	0.7%
% of FP17s Relating to Continuations	41	3,005	1.4%	0.8%	0.8%	0.8%
% of Patients satisfied with the dentistry they have received	1	1	N/A	93.2%	93.2%	93.5%
% of Patients satisfied with the time they had to wait for an appointment	1	1	N/A	86.3%	88.5%	87.4%

* This is based on patients treated on this contract for their most recent course of treatment. Figures in italics indicate the base number of FP17s or Patient Questionnaire responses are less than 100. N/A is shown where the base number of responses is less than 10 during the period. % is calculated as Quantity/Base number*100

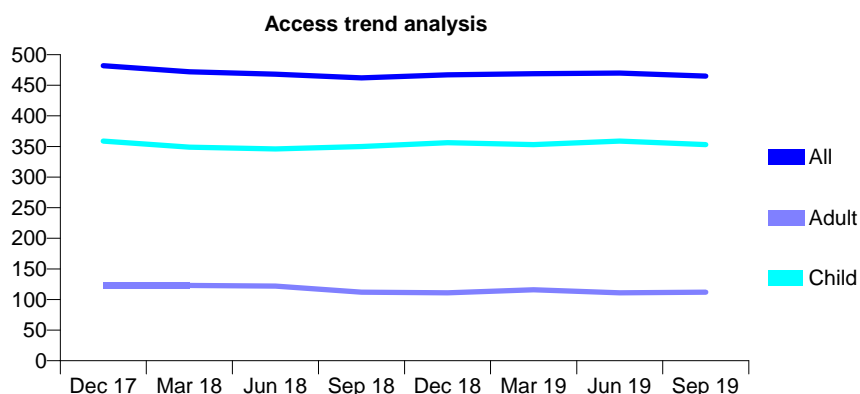
Q56 - Vital Signs At a Glance Contract Report for 229105/0001 - September 2019

Name or company name	MR DP BELLAMY
Contract type name	GDS Contract
Purpose of contract	General
Contract start date	01/04/2006
Contract end date	

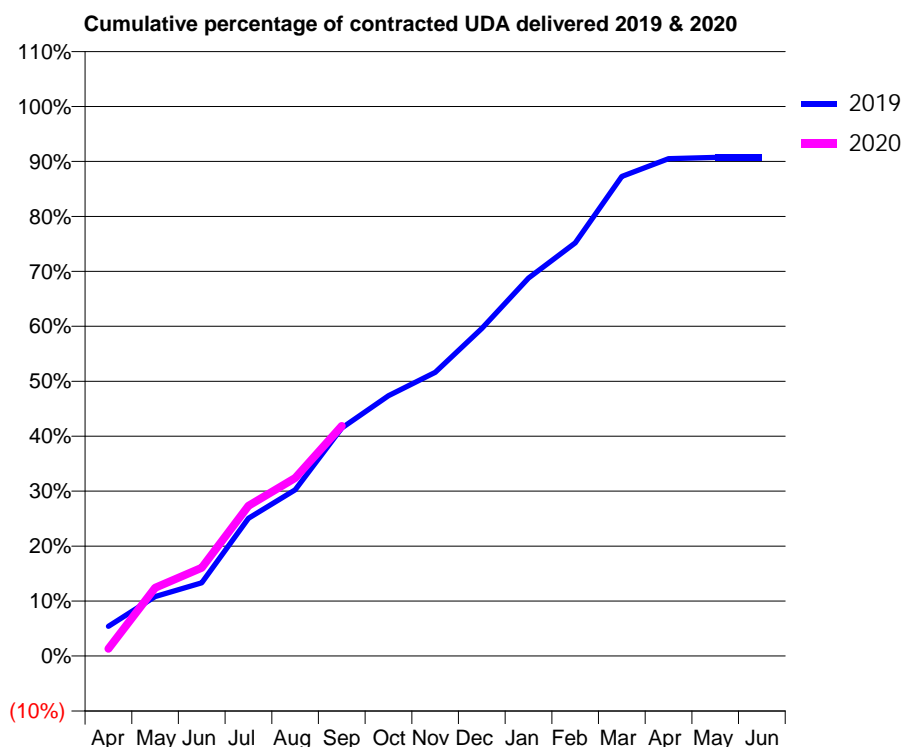
19/20 Contracted general activity (UDA)	909
Carry forward general activity (UDA)	0
19/20 Contracted orthodontic activity (UOA)	0
Carry forward orthodontic activity (UOA)	0
Baseline contract value	£25,030.74

ACCESS*

Patients seen in 24 months	Total	Change since previous quarter
Quarter ending September 2018	462	
Quarter ending December 2018	467	→
Quarter ending March 2019	469	→
Quarter ending June 2019	470	→
Quarter ending September 2019	465	↓
Variance since September 2018	0.6%	→



ACTIVITY



Month	Adjusted Scheduled Activity (UDA)	
	2019	2020
April	49	12
May	98	113
June	121	146
July	228	248
August	275	295
September	377	381
October	430	
November	469	
December	542	
January	625	
February	683	
March	793	
April	823	
May	825	
June	825	

QUALITY

	Quantity	Base Number	Contract	AT	Region	England
% of FP17s for the same patient ID Re-attending within 3 months - Children	12	272	4.4%	10.2%	11.3%	11.5%
% of FP17s for the same patient ID Re-attending within 3 months - Adults	1	50	2.0%	13.5%	14.7%	15.4%
% of FP17s for the same patient ID Re-attending between 3 & 9 months - Children	211	272	77.6%	60.8%	60.8%	59.7%
% of FP17s for the same patient ID Re-attending between 3 & 9 months - Adults	30	50	60.0%	50.2%	52.8%	51.7%
% of FP17s for Band 1 Urgent Courses	3	298	1.0%	9.2%	8.2%	9.2%
% of FP17s Relating to Free Repair or Replacements	0	298	0.0%	0.7%	0.7%	0.7%
% of FP17s Relating to Continuations	1	298	0.3%	0.8%	0.8%	0.8%
% of Patients satisfied with the dentistry they have received	0	0	N/A	93.2%	93.2%	93.5%
% of Patients satisfied with the time they had to wait for an appointment	0	0	N/A	86.3%	88.5%	87.4%

* This is based on patients treated on this contract for their most recent course of treatment. Figures in italics indicate the base number of FP17s or Patient Questionnaire responses are less than 100. N/A is shown where the base number of responses is less than 10 during the period. % is calculated as Quantity/Base number*100

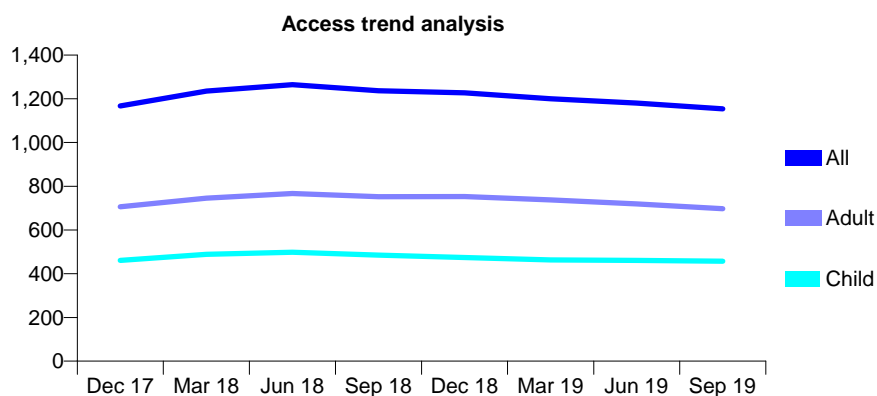
Q56 - Vital Signs At a Glance Contract Report for 232475/0001 - September 2019

Name or company name	Mr S Nicol, Mr R Bryant, Mr E Coyle and M:
Contract type name	GDS Contract
Purpose of contract	General
Contract start date	01/04/2006
Contract end date	

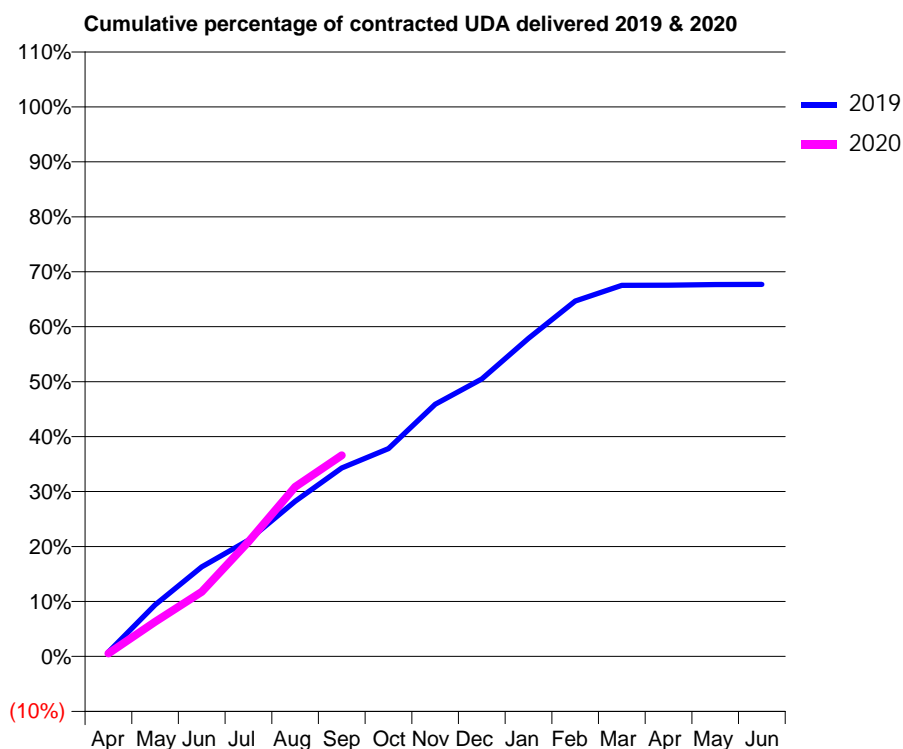
19/20 Contracted general activity (UDA)	4,022
Carry forward general activity (UDA)	0
19/20 Contracted orthodontic activity (UOA)	0
Carry forward orthodontic activity (UOA)	0
Baseline contract value	£123,251.71

ACCESS*

Patients seen in 24 months	Total	Change since previous quarter
Quarter ending September 2018	1,237	
Quarter ending December 2018	1,227	→
Quarter ending March 2019	1,200	↓
Quarter ending June 2019	1,180	↓
Quarter ending September 2019	1,154	↓
Variance since September 2018	(6.7%)	↓



ACTIVITY



Month	Adjusted Scheduled Activity (UDA)	
	2019	2020
April	33	22
May	378	254
June	655	473
July	852	838
August	1,135	1,241
September	1,380	1,471
October	1,521	
November	1,845	
December	2,031	
January	2,328	
February	2,600	
March	2,716	
April	2,717	
May	2,722	
June	2,723	

QUALITY

	Quantity	Base Number	Contract	AT	Region	England
% of FP17s for the same patient ID Re-attending within 3 months - Children	28	390	7.2%	10.2%	11.3%	11.5%
% of FP17s for the same patient ID Re-attending within 3 months - Adults	39	422	9.2%	13.5%	14.7%	15.4%
% of FP17s for the same patient ID Re-attending between 3 & 9 months - Children	209	390	53.6%	60.8%	60.8%	59.7%
% of FP17s for the same patient ID Re-attending between 3 & 9 months - Adults	163	422	38.6%	50.2%	52.8%	51.7%
% of FP17s for Band 1 Urgent Courses	45	807	5.6%	9.2%	8.2%	9.2%
% of FP17s Relating to Free Repair or Replacements	1	807	0.1%	0.7%	0.7%	0.7%
% of FP17s Relating to Continuations	11	807	1.4%	0.8%	0.8%	0.8%
% of Patients satisfied with the dentistry they have received	1	1	N/A	93.2%	93.2%	93.5%
% of Patients satisfied with the time they had to wait for an appointment	1	1	N/A	86.3%	88.5%	87.4%

* This is based on patients treated on this contract for their most recent course of treatment. Figures in italics indicate the base number of FP17s or Patient Questionnaire responses are less than 100. N/A is shown where the base number of responses is less than 10 during the period. % is calculated as Quantity/Base number*100

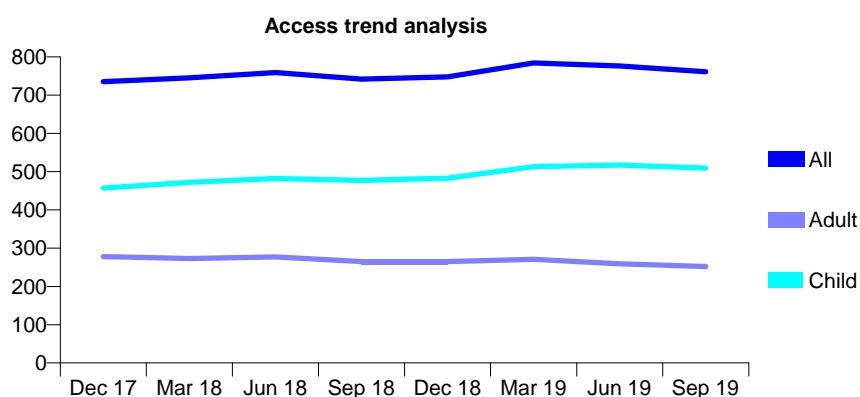
Q56 - Vital Signs At a Glance Contract Report for 233129/0001 - September 2019

Name or company name	MR RF TILLY
Contract type name	GDS Contract
Purpose of contract	General
Contract start date	01/04/2006
Contract end date	

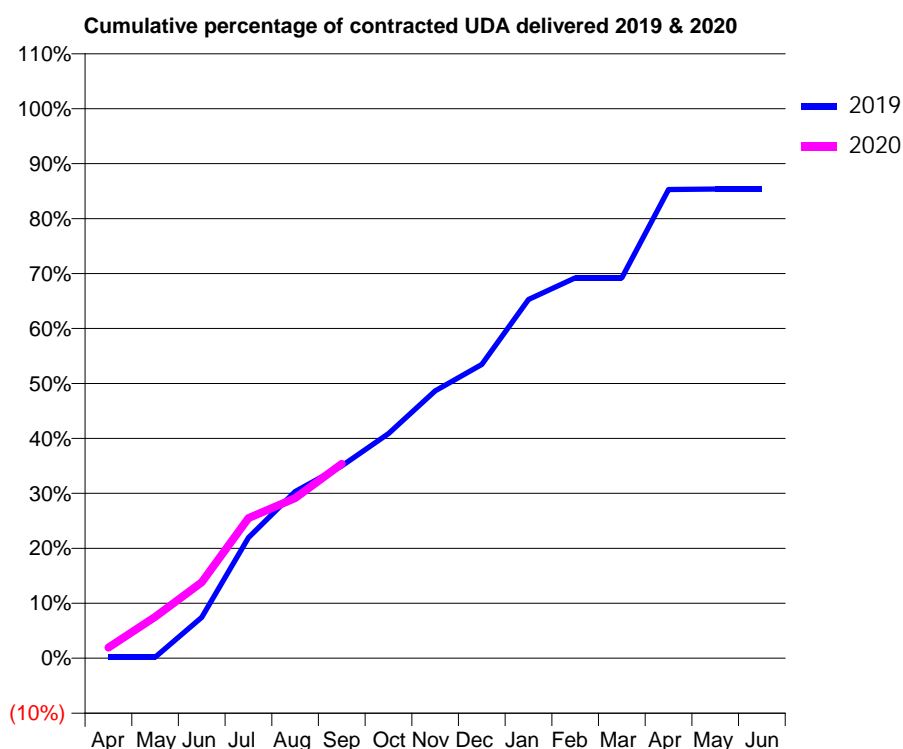
19/20 Contracted general activity (UDA)	1,750
Carry forward general activity (UDA)	0
19/20 Contracted orthodontic activity (UOA)	0
Carry forward orthodontic activity (UOA)	0
Baseline contract value	£38,359.61

ACCESS*

Patients seen in 24 months	Total	Change since previous quarter
Quarter ending September 2018	742	
Quarter ending December 2018	748	→
Quarter ending March 2019	784	↑
Quarter ending June 2019	776	↓
Quarter ending September 2019	761	↓
Variance since September 2018	2.6%	↑



ACTIVITY



Month	2019	2020
April	3	34
May	3	132
June	130	242
July	384	446
August	531	510
September	612	619
October	715	
November	851	
December	935	
January	1,142	
February	1,211	
March	1,211	
April	1,492	
May	1,494	
June	1,494	

QUALITY

	Quantity	Base Number	Contract	AT	Region	England
% of FP17s for the same patient ID Re-attending within 3 months - Children	11	466	2.4%	10.2%	11.3%	11.5%
% of FP17s for the same patient ID Re-attending within 3 months - Adults	15	171	8.8%	13.5%	14.7%	15.4%
% of FP17s for the same patient ID Re-attending between 3 & 9 months - Children	357	466	76.6%	60.8%	60.8%	59.7%
% of FP17s for the same patient ID Re-attending between 3 & 9 months - Adults	112	171	65.5%	50.2%	52.8%	51.7%
% of FP17s for Band 1 Urgent Courses	0	448	0.0%	9.2%	8.2%	9.2%
% of FP17s Relating to Free Repair or Replacements	0	448	0.0%	0.7%	0.7%	0.7%
% of FP17s Relating to Continuations	0	448	0.0%	0.8%	0.8%	0.8%
% of Patients satisfied with the dentistry they have received	0	0	N/A	93.2%	93.2%	93.5%
% of Patients satisfied with the time they had to wait for an appointment	0	0	N/A	86.3%	88.5%	87.4%

* This is based on patients treated on this contract for their most recent course of treatment.

Figures in italics indicate the base number of FP17s or Patient Questionnaire responses are less than 100. N/A is shown where the base number of responses is less than 10 during the period. % is calculated as Quantity/Base number*100

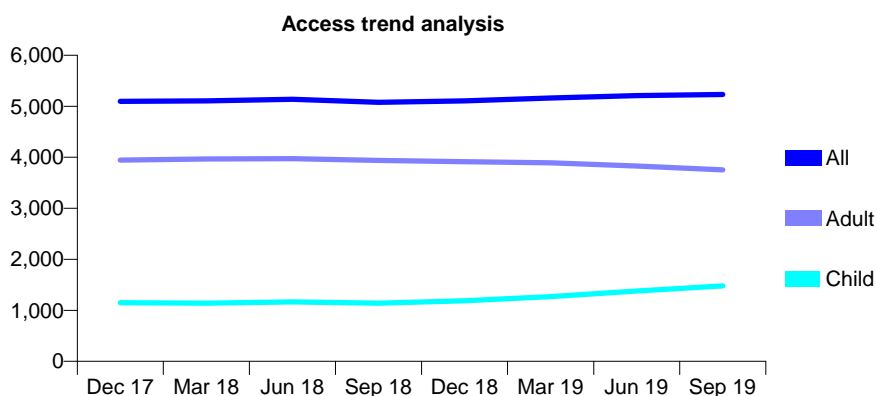
Q56 - Vital Signs At a Glance Contract Report for 244333/0002 - September 2019

Name or company name	MR H MORILLO-GONZALES DE V
Contract type name	GDS Contract
Purpose of contract	General
Contract start date	16/09/2008
Contract end date	

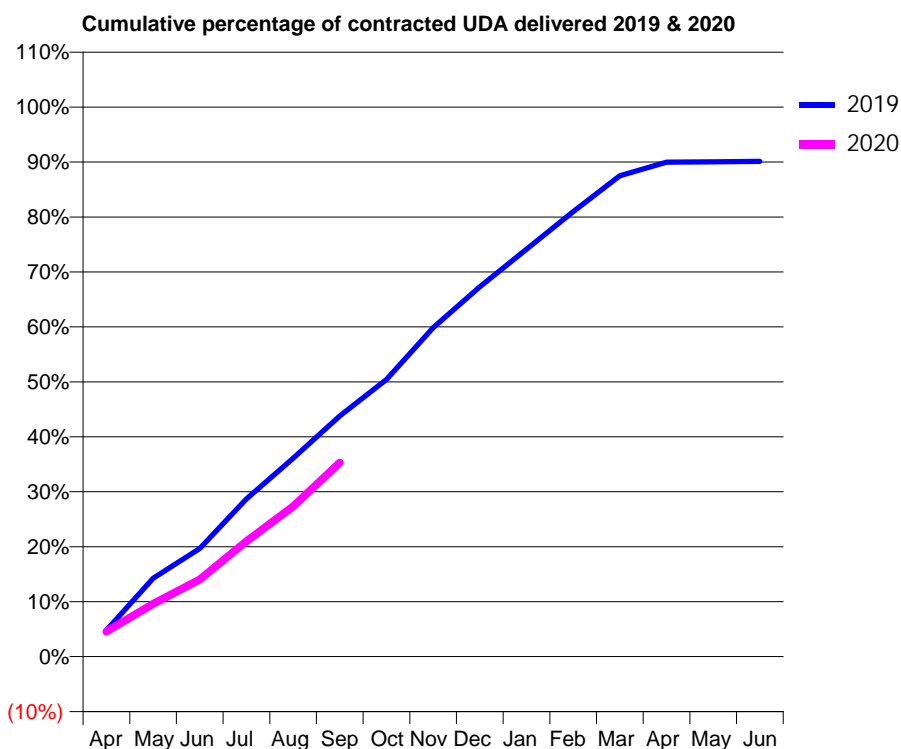
19/20 Contracted general activity (UDA)	14,224
Carry forward general activity (UDA)	0
19/20 Contracted orthodontic activity (UOA)	0
Carry forward orthodontic activity (UOA)	0
Baseline contract value	£368,752.03

ACCESS*

Patients seen in 24 months	Total	Change since previous quarter
Quarter ending September 2018	5,079	
Quarter ending December 2018	5,104	→
Quarter ending March 2019	5,161	→
Quarter ending June 2019	5,210	→
Quarter ending September 2019	5,232	→
Variance since September 2018	3.0%	↑



ACTIVITY



Month	Adjusted Scheduled Activity (UDA)	
	2019	2020
April	680	647
May	2,027	1,365
June	2,797	1,995
July	4,083	2,984
August	5,133	3,889
September	6,228	5,016
October	7,174	
November	8,513	
December	9,569	
January	10,542	
February	11,515	
March	12,444	
April	12,798	
May	12,803	
June	12,817	

QUALITY

	Quantity	Base Number	Contract	AT	Region	England
% of FP17s for the same patient ID Re-attending within 3 months - Children	69	1,332	5.2%	10.2%	11.3%	11.5%
% of FP17s for the same patient ID Re-attending within 3 months - Adults	240	1,999	12.0%	13.5%	14.7%	15.4%
% of FP17s for the same patient ID Re-attending between 3 & 9 months - Children	749	1,332	56.2%	60.8%	60.8%	59.7%
% of FP17s for the same patient ID Re-attending between 3 & 9 months - Adults	1,129	1,999	56.5%	50.2%	52.8%	51.7%
% of FP17s for Band 1 Urgent Courses	189	2,735	6.9%	9.2%	8.2%	9.2%
% of FP17s Relating to Free Repair or Replacements	11	2,735	0.4%	0.7%	0.7%	0.7%
% of FP17s Relating to Continuations	20	2,735	0.7%	0.8%	0.8%	0.8%
% of Patients satisfied with the dentistry they have received	1	1	N/A	93.2%	93.2%	93.5%
% of Patients satisfied with the time they had to wait for an appointment	1	1	N/A	86.3%	88.5%	87.4%

* This is based on patients treated on this contract for their most recent course of treatment. Figures in italics indicate the base number of FP17s or Patient Questionnaire responses are less than 100. N/A is shown where the base number of responses is less than 10 during the period. % is calculated as Quantity/Base number*100

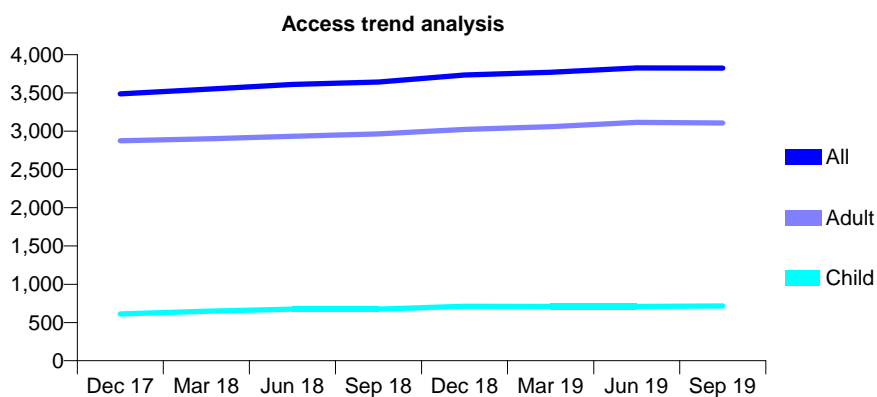
Q56 - Vital Signs At a Glance Contract Report for 245887/0001 - September 2019

Name or company name	MS CA FROST
Contract type name	GDS Contract
Purpose of contract	General
Contract start date	01/08/2014
Contract end date	

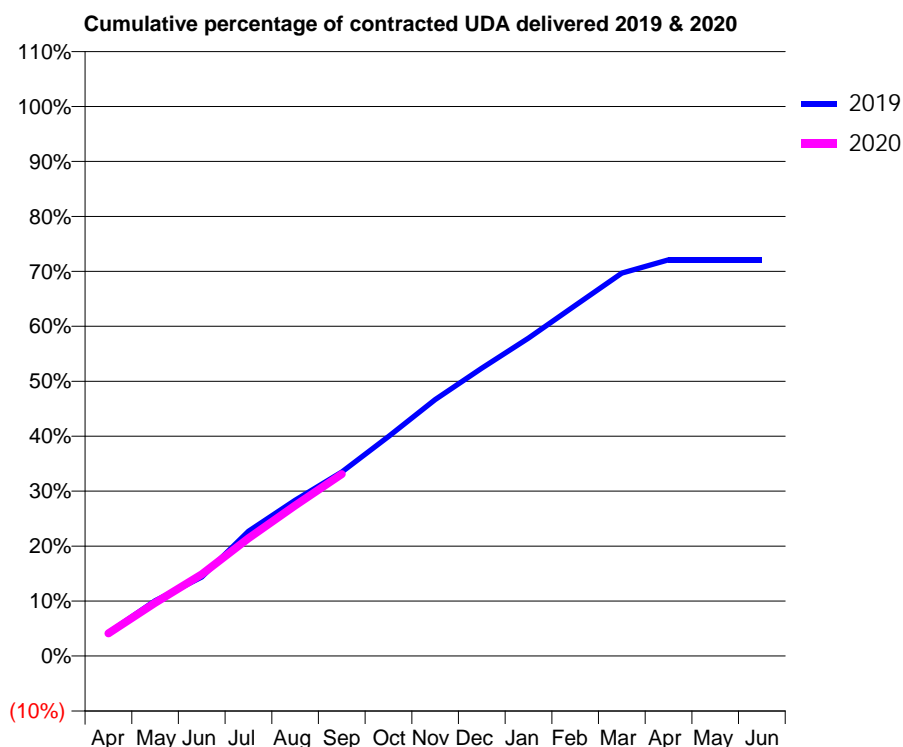
19/20 Contracted general activity (UDA)	13,251
Carry forward general activity (UDA)	0
19/20 Contracted orthodontic activity (UOA)	0
Carry forward orthodontic activity (UOA)	0
Baseline contract value	£375,839.18

ACCESS*

Patients seen in 24 months	Total	Change since previous quarter
Quarter ending September 2018	3,642	
Quarter ending December 2018	3,735	↑
Quarter ending March 2019	3,769	→
Quarter ending June 2019	3,827	→
Quarter ending September 2019	3,824	→
Variance since September 2018	5.0%	↑



ACTIVITY



Month	Adjusted Scheduled Activity (UDA)	
	2019	2020
April	623	547
May	1,483	1,284
June	2,121	1,968
July	3,347	2,839
August	4,181	3,628
September	4,938	4,388
October	5,895	
November	6,884	
December	7,726	
January	8,536	
February	9,410	
March	10,280	
April	10,632	
May	10,633	
June	10,633	

QUALITY

	Quantity	Base Number	Contract	AT	Region	England
% of FP17s for the same patient ID Re-attending within 3 months - Children	22	508	4.3%	10.2%	11.3%	11.5%
% of FP17s for the same patient ID Re-attending within 3 months - Adults	298	2,044	14.6%	13.5%	14.7%	15.4%
% of FP17s for the same patient ID Re-attending between 3 & 9 months - Children	312	508	61.4%	60.8%	60.8%	59.7%
% of FP17s for the same patient ID Re-attending between 3 & 9 months - Adults	958	2,044	46.9%	50.2%	52.8%	51.7%
% of FP17s for Band 1 Urgent Courses	282	2,378	11.9%	9.2%	8.2%	9.2%
% of FP17s Relating to Free Repair or Replacements	6	2,378	0.3%	0.7%	0.7%	0.7%
% of FP17s Relating to Continuations	34	2,378	1.4%	0.8%	0.8%	0.8%
% of Patients satisfied with the dentistry they have received	2	2	N/A	93.2%	93.2%	93.5%
% of Patients satisfied with the time they had to wait for an appointment	2	2	N/A	86.3%	88.5%	87.4%

* This is based on patients treated on this contract for their most recent course of treatment. Figures in italics indicate the base number of FP17s or Patient Questionnaire responses are less than 100. N/A is shown where the base number of responses is less than 10 during the period. % is calculated as Quantity/Base number*100

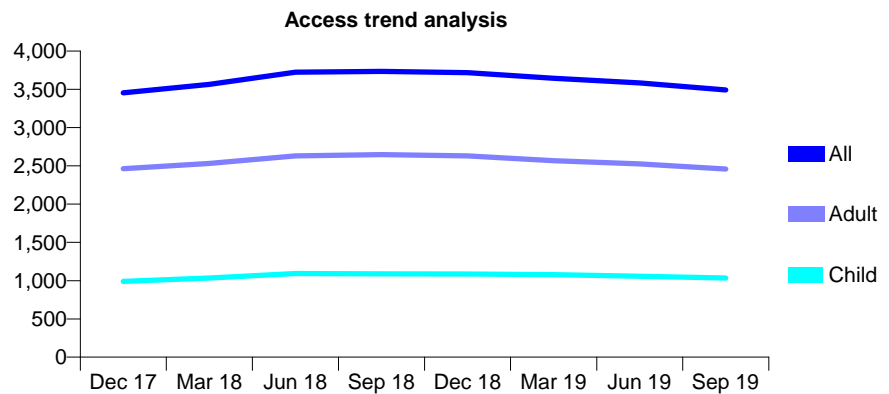
Q56 - Vital Signs At a Glance Contract Report for 257257/0002 - September 2019

Name or company name	MR JJ VILJOEN
Contract type name	GDS Contract
Purpose of contract	General
Contract start date	01/02/2010
Contract end date	

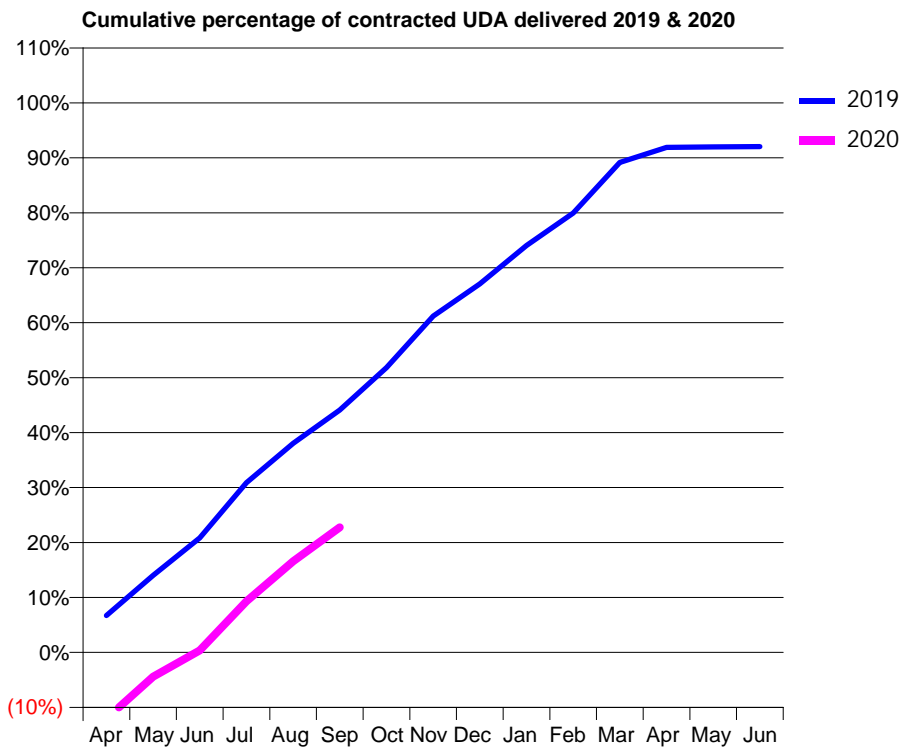
19/20 Contracted general activity (UDA)	9,942
Carry forward general activity (UDA)	1,350
19/20 Contracted orthodontic activity (UOA)	0
Carry forward orthodontic activity (UOA)	0
Baseline contract value	£253,397.32

ACCESS*

Patients seen in 24 months	Total	Change since previous quarter
Quarter ending September 2018	3,735	
Quarter ending December 2018	3,716	→
Quarter ending March 2019	3,644	↓
Quarter ending June 2019	3,584	↓
Quarter ending September 2019	3,492	↓
Variance since September 2018	(6.5%)	↓



ACTIVITY



Month	2019	2020
April	667	-1,201
May	1,392	-441
June	2,071	37
July	3,069	925
August	3,783	1,649
September	4,384	2,265
October	5,153	
November	6,083	
December	6,666	
January	7,362	
February	7,949	
March	8,863	
April	9,136	
May	9,145	
June	9,150	

QUALITY

	Quantity	Base Number	Contract	AT	Region	England
% of FP17s for the same patient ID Re-attending within 3 months - Children	43	815	5.3%	10.2%	11.3%	11.5%
% of FP17s for the same patient ID Re-attending within 3 months - Adults	163	1,796	9.1%	13.5%	14.7%	15.4%
% of FP17s for the same patient ID Re-attending between 3 & 9 months - Children	582	815	71.4%	60.8%	60.8%	59.7%
% of FP17s for the same patient ID Re-attending between 3 & 9 months - Adults	1,315	1,796	73.2%	50.2%	52.8%	51.7%
% of FP17s for Band 1 Urgent Courses	190	2,428	7.8%	9.2%	8.2%	9.2%
% of FP17s Relating to Free Repair or Replacements	5	2,428	0.2%	0.7%	0.7%	0.7%
% of FP17s Relating to Continuations	1	2,428	0.0%	0.8%	0.8%	0.8%
% of Patients satisfied with the dentistry they have received	1	1	N/A	93.2%	93.2%	93.5%
% of Patients satisfied with the time they had to wait for an appointment	1	1	N/A	86.3%	88.5%	87.4%

* This is based on patients treated on this contract for their most recent course of treatment. Figures in italics indicate the base number of FP17s or Patient Questionnaire responses are less than 100. N/A is shown where the base number of responses is less than 10 during the period. % is calculated as Quantity/Base number*100

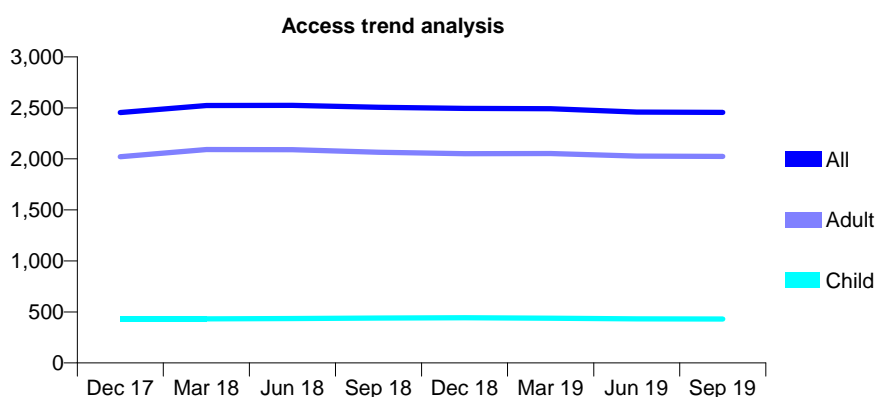
Q56 - Vital Signs At a Glance Contract Report for 258083/0001 - September 2019

Name or company name	MR AA KHODADADIAN
Contract type name	GDS Contract
Purpose of contract	General
Contract start date	01/04/2006
Contract end date	

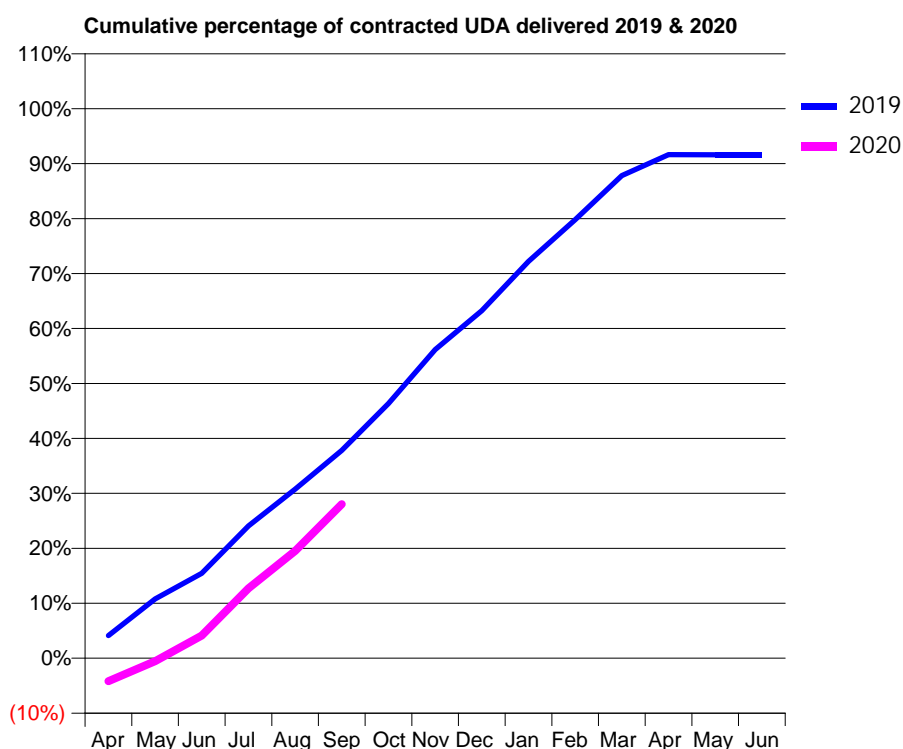
19/20 Contracted general activity (UDA)	7,400
Carry forward general activity (UDA)	622
19/20 Contracted orthodontic activity (UOA)	0
Carry forward orthodontic activity (UOA)	0
Baseline contract value	£189,631.07

ACCESS*

Patients seen in 24 months	Total	Change since previous quarter
Quarter ending September 2018	2,505	
Quarter ending December 2018	2,495	→
Quarter ending March 2019	2,492	→
Quarter ending June 2019	2,459	↓
Quarter ending September 2019	2,455	→
Variance since September 2018	(2.0%)	↓



ACTIVITY



Month	2019	2020
April	304	-309
May	799	-40
June	1,142	305
July	1,783	941
August	2,279	1,445
September	2,799	2,075
October	3,429	
November	4,156	
December	4,680	
January	5,342	
February	5,906	
March	6,498	
April	6,779	
May	6,778	
June	6,778	

QUALITY

	Quantity	Base Number	Contract	AT	Region	England
% of FP17s for the same patient ID Re-attending within 3 months - Children	10	285	3.5%	10.2%	11.3%	11.5%
% of FP17s for the same patient ID Re-attending within 3 months - Adults	135	1,352	10.0%	13.5%	14.7%	15.4%
% of FP17s for the same patient ID Re-attending between 3 & 9 months - Children	162	285	56.8%	60.8%	60.8%	59.7%
% of FP17s for the same patient ID Re-attending between 3 & 9 months - Adults	709	1,352	52.4%	50.2%	52.8%	51.7%
% of FP17s for Band 1 Urgent Courses	88	1,499	5.9%	9.2%	8.2%	9.2%
% of FP17s Relating to Free Repair or Replacements	7	1,499	0.5%	0.7%	0.7%	0.7%
% of FP17s Relating to Continuations	15	1,499	1.0%	0.8%	0.8%	0.8%
% of Patients satisfied with the dentistry they have received	0	0	N/A	93.2%	93.2%	93.5%
% of Patients satisfied with the time they had to wait for an appointment	0	0	N/A	86.3%	88.5%	87.4%

* This is based on patients treated on this contract for their most recent course of treatment.

Figures in italics indicate the base number of FP17s or Patient Questionnaire responses are less than 100. N/A is shown where the base number of responses is less than 10 during the period. % is calculated as Quantity/Base number*100

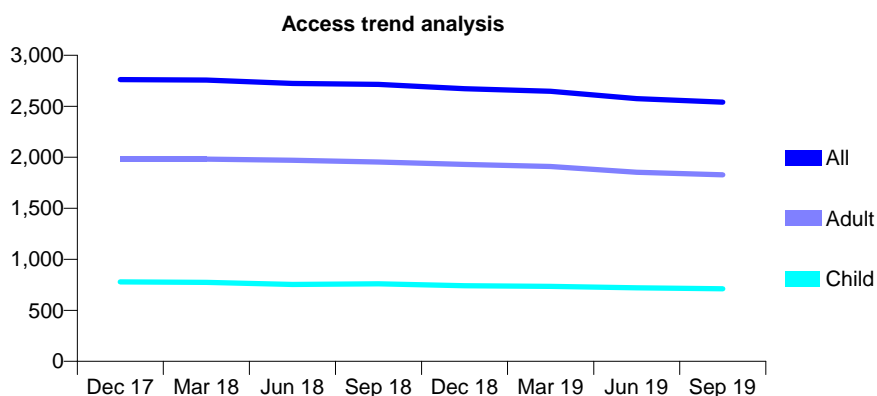
Q56 - Vital Signs At a Glance Contract Report for 258229/0001 - September 2019

Name or company name	MR S KORDANY
Contract type name	GDS Contract
Purpose of contract	General
Contract start date	01/04/2006
Contract end date	

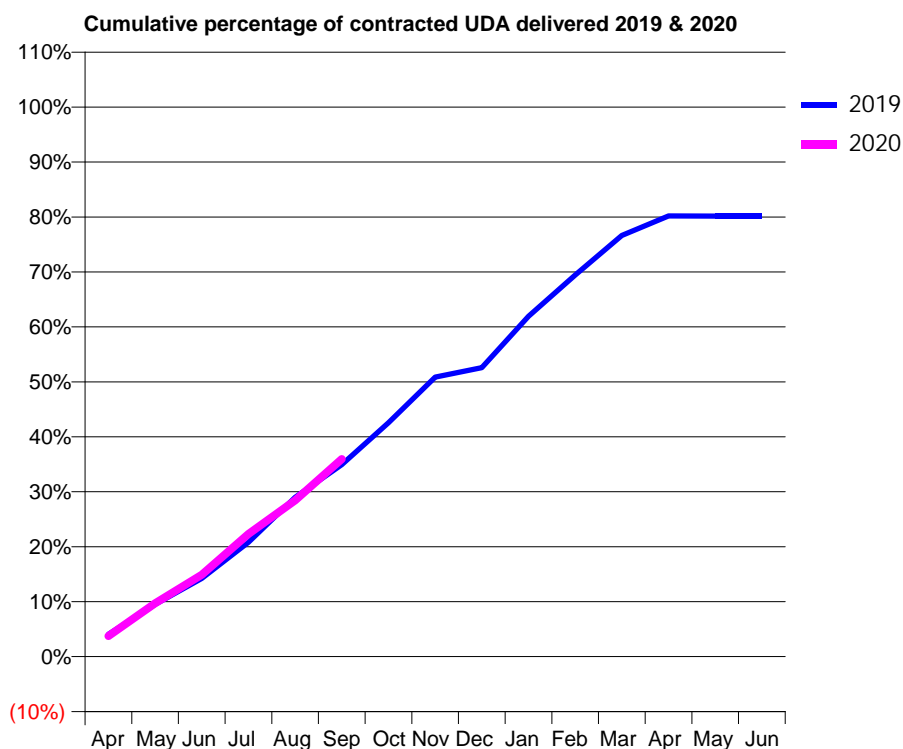
19/20 Contracted general activity (UDA)	8,000
Carry forward general activity (UDA)	0
19/20 Contracted orthodontic activity (UOA)	0
Carry forward orthodontic activity (UOA)	0
Baseline contract value	£199,819.64

ACCESS*

Patients seen in 24 months	Total	Change since previous quarter
Quarter ending September 2018	2,714	
Quarter ending December 2018	2,672	↓
Quarter ending March 2019	2,646	→
Quarter ending June 2019	2,574	↓
Quarter ending September 2019	2,540	↓
Variance since September 2018	(6.4%)	↓



ACTIVITY



Month	Adjusted Scheduled Activity (UDA)	
	2019	2020
April	324	300
May	759	778
June	1,139	1,190
July	1,664	1,787
August	2,319	2,274
September	2,795	2,877
October	3,406	
November	4,068	
December	4,206	
January	4,954	
February	5,556	
March	6,130	
April	6,415	
May	6,413	
June	6,413	

QUALITY

	Quantity	Base Number	Contract	AT	Region	England
% of FP17s for the same patient ID Re-attending within 3 months - Children	15	562	2.7%	10.2%	11.3%	11.5%
% of FP17s for the same patient ID Re-attending within 3 months - Adults	195	1,431	13.6%	13.5%	14.7%	15.4%
% of FP17s for the same patient ID Re-attending between 3 & 9 months - Children	395	562	70.3%	60.8%	60.8%	59.7%
% of FP17s for the same patient ID Re-attending between 3 & 9 months - Adults	953	1,431	66.6%	50.2%	52.8%	51.7%
% of FP17s for Band 1 Urgent Courses	123	1,867	6.6%	9.2%	8.2%	9.2%
% of FP17s Relating to Free Repair or Replacements	14	1,867	0.7%	0.7%	0.7%	0.7%
% of FP17s Relating to Continuations	6	1,867	0.3%	0.8%	0.8%	0.8%
% of Patients satisfied with the dentistry they have received	1	1	N/A	93.2%	93.2%	93.5%
% of Patients satisfied with the time they had to wait for an appointment	1	1	N/A	86.3%	88.5%	87.4%

* This is based on patients treated on this contract for their most recent course of treatment. Figures in italics indicate the base number of FP17s or Patient Questionnaire responses are less than 100. N/A is shown where the base number of responses is less than 10 during the period. % is calculated as Quantity/Base number*100

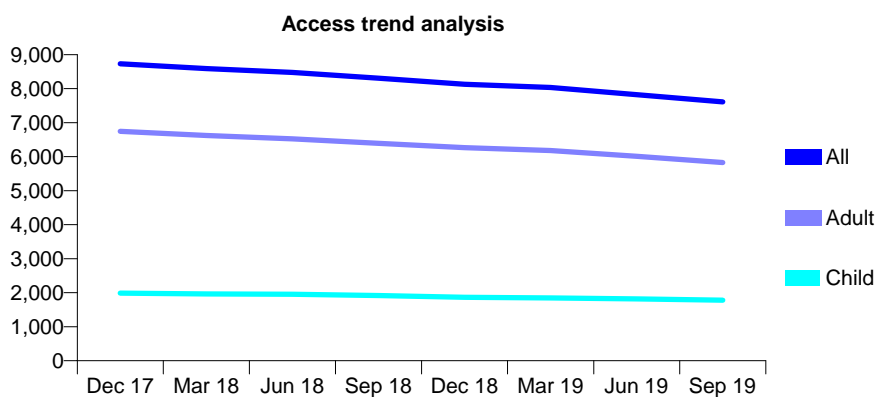
Q56 - Vital Signs At a Glance Contract Report for 262080/0002 - September 2019

Name or company name	MR A KHANI
Contract type name	Pilot Contract
Purpose of contract	General
Contract start date	01/06/2006
Contract end date	

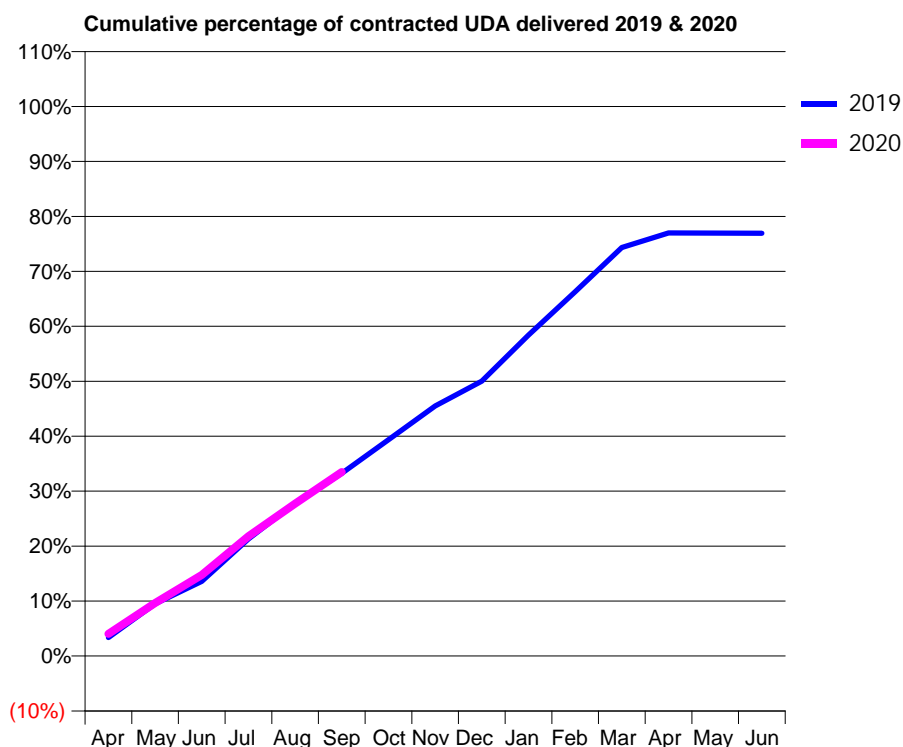
19/20 Contracted general activity (UDA)	27,000
Carry forward general activity (UDA)	0
19/20 Contracted orthodontic activity (UOA)	0
Carry forward orthodontic activity (UOA)	0
Baseline contract value	£666,232.97

ACCESS*

Patients seen in 24 months	Total	Change since previous quarter
Quarter ending September 2018	8,309	
Quarter ending December 2018	8,128	↓
Quarter ending March 2019	8,033	↓
Quarter ending June 2019	7,826	↓
Quarter ending September 2019	7,611	↓
Variance since September 2018	(8.4%)	↓



ACTIVITY



Month	Adjusted Scheduled Activity (UDA)	
	2019	2020
April	906	1,088
May	2,573	2,612
June	3,670	3,983
July	5,758	5,890
August	7,512	7,491
September	8,980	9,039
October	10,626	
November	12,291	
December	13,506	
January	15,767	
February	17,898	
March	20,075	
April	20,789	
May	20,782	
June	20,775	

QUALITY

	Quantity	Base Number	Contract	AT	Region	England
% of FP17s for the same patient ID Re-attending within 3 months - Children	56	1,300	4.3%	10.2%	11.3%	11.5%
% of FP17s for the same patient ID Re-attending within 3 months - Adults	324	3,623	8.9%	13.5%	14.7%	15.4%
% of FP17s for the same patient ID Re-attending between 3 & 9 months - Children	845	1,300	65.0%	60.8%	60.8%	59.7%
% of FP17s for the same patient ID Re-attending between 3 & 9 months - Adults	1,979	3,623	54.6%	50.2%	52.8%	51.7%
% of FP17s for Band 1 Urgent Courses	206	4,633	4.4%	9.2%	8.2%	9.2%
% of FP17s Relating to Free Repair or Replacements	15	4,633	0.3%	0.7%	0.7%	0.7%
% of FP17s Relating to Continuations	23	4,633	0.5%	0.8%	0.8%	0.8%
% of Patients satisfied with the dentistry they have received	2	3	N/A	93.2%	93.2%	93.5%
% of Patients satisfied with the time they had to wait for an appointment	3	3	N/A	86.3%	88.5%	87.4%

* This is based on patients treated on this contract for their most recent course of treatment. Figures in italics indicate the base number of FP17s or Patient Questionnaire responses are less than 100. N/A is shown where the base number of responses is less than 10 during the period. % is calculated as Quantity/Base number*100

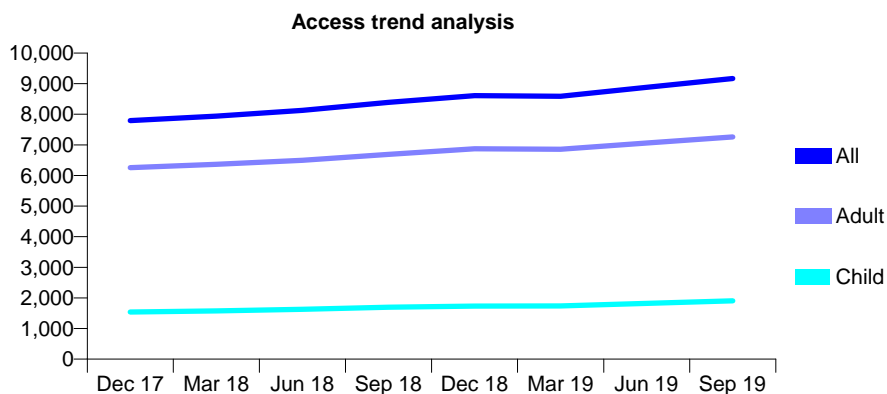
Q56 - Vital Signs At a Glance Contract Report for 263370/0001 - September 2019

Name or company name	Dr Baker & Dr. Al-Ali
Contract type name	GDS Contract
Purpose of contract	General
Contract start date	23/11/2009
Contract end date	

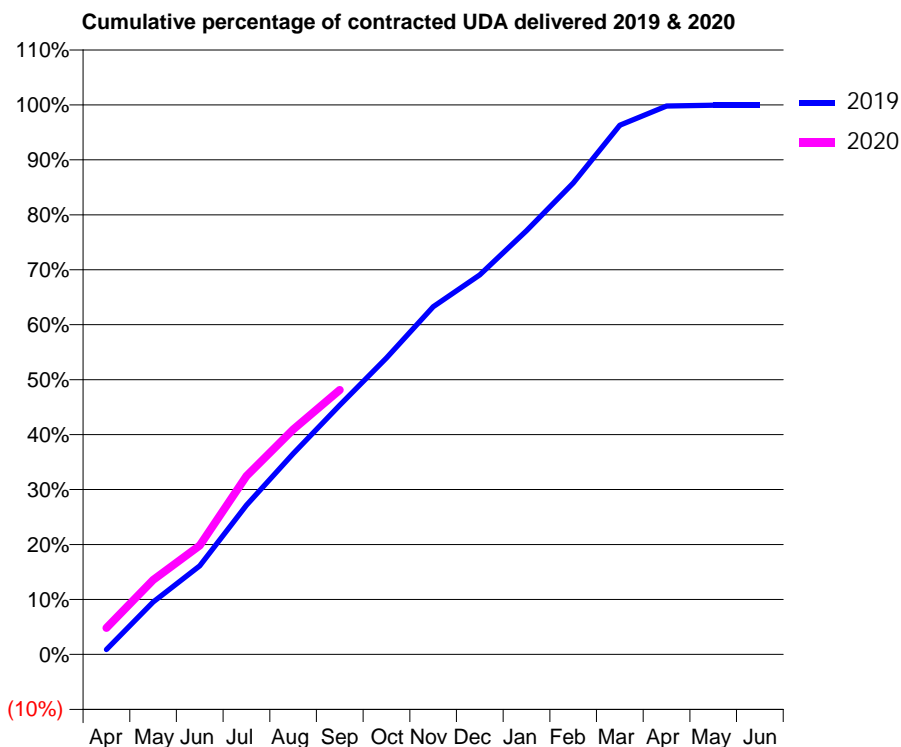
19/20 Contracted general activity (UDA)	22,763
Carry forward general activity (UDA)	20
19/20 Contracted orthodontic activity (UOA)	0
Carry forward orthodontic activity (UOA)	0
Baseline contract value	£531,792.21

ACCESS*

Patients seen in 24 months	Total	Change since previous quarter
Quarter ending September 2018	8,388	
Quarter ending December 2018	8,606	↑
Quarter ending March 2019	8,592	→
Quarter ending June 2019	8,883	↑
Quarter ending September 2019	9,170	↑
Variance since September 2018	9.3%	↑



ACTIVITY



Month	Adjusted Scheduled Activity (UDA)	
	2019	2020
April	202	1,095
May	2,174	3,084
June	3,671	4,511
July	6,186	7,388
August	8,316	9,317
September	10,325	10,956
October	12,283	
November	14,404	
December	15,717	
January	17,555	
February	19,523	
March	21,923	
April	22,719	
May	22,743	
June	22,743	

QUALITY

	Quantity	Base Number	Contract	AT	Region	England
% of FP17s for the same patient ID Re-attending within 3 months - Children	91	1,465	6.2%	10.2%	11.3%	11.5%
% of FP17s for the same patient ID Re-attending within 3 months - Adults	615	5,299	11.6%	13.5%	14.7%	15.4%
% of FP17s for the same patient ID Re-attending between 3 & 9 months - Children	833	1,465	56.9%	60.8%	60.8%	59.7%
% of FP17s for the same patient ID Re-attending between 3 & 9 months - Adults	3,175	5,299	59.9%	50.2%	52.8%	51.7%
% of FP17s for Band 1 Urgent Courses	369	6,317	5.8%	9.2%	8.2%	9.2%
% of FP17s Relating to Free Repair or Replacements	115	6,317	1.8%	0.7%	0.7%	0.7%
% of FP17s Relating to Continuations	52	6,317	0.8%	0.8%	0.8%	0.8%
% of Patients satisfied with the dentistry they have received	4	4	N/A	93.2%	93.2%	93.5%
% of Patients satisfied with the time they had to wait for an appointment	4	4	N/A	86.3%	88.5%	87.4%

* This is based on patients treated on this contract for their most recent course of treatment. Figures in italics indicate the base number of FP17s or Patient Questionnaire responses are less than 100. N/A is shown where the base number of responses is less than 10 during the period. % is calculated as Quantity/Base number*100

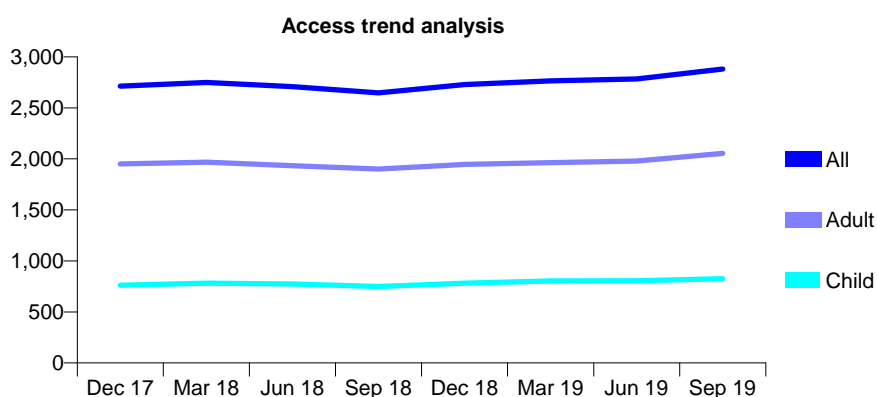
Q56 - Vital Signs At a Glance Contract Report for 264113/0001 - September 2019

Name or company name	MISS O OMOREGIE
Contract type name	GDS Contract
Purpose of contract	General
Contract start date	20/12/2007
Contract end date	

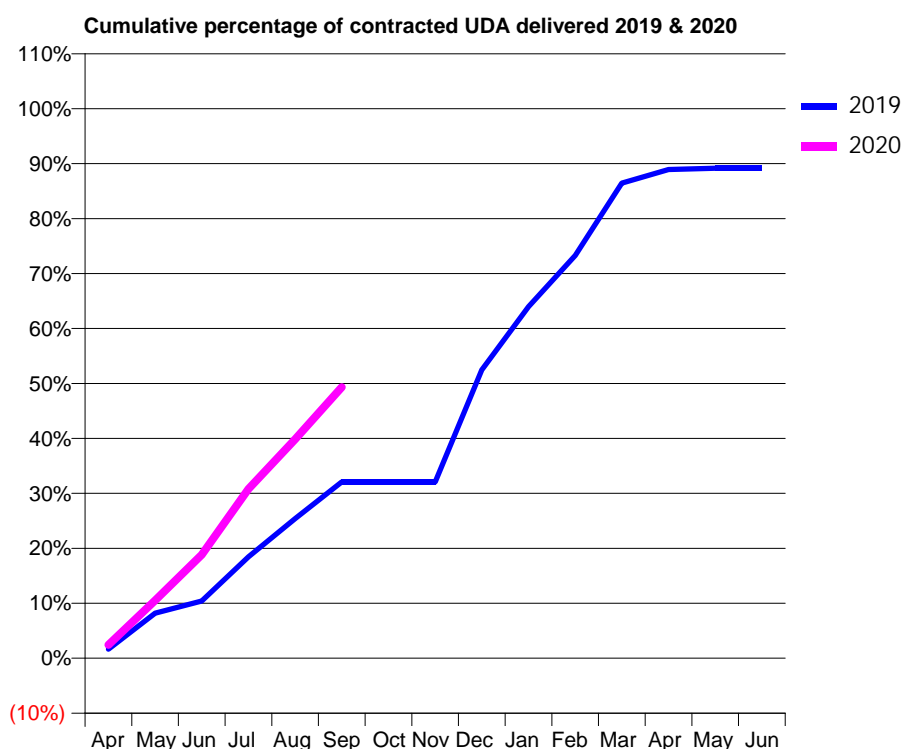
19/20 Contracted general activity (UDA)	6,666
Carry forward general activity (UDA)	0
19/20 Contracted orthodontic activity (UOA)	0
Carry forward orthodontic activity (UOA)	0
Baseline contract value	£184,009.60

ACCESS*

Patients seen in 24 months	Total	Change since previous quarter
Quarter ending September 2018	2,648	
Quarter ending December 2018	2,729	↑
Quarter ending March 2019	2,766	→
Quarter ending June 2019	2,784	→
Quarter ending September 2019	2,880	↑
Variance since September 2018	8.8%	↑



ACTIVITY



Month	2019	2020
April	111	163
May	546	702
June	694	1,256
July	1,231	2,054
August	1,695	2,657
September	2,138	3,288
October	2,138	
November	2,138	
December	3,498	
January	4,264	
February	4,886	
March	5,763	
April	5,928	
May	5,943	
June	5,943	

QUALITY

	Quantity	Base Number	Contract	AT	Region	England
% of FP17s for the same patient ID Re-attending within 3 months - Children	52	603	8.6%	10.2%	11.3%	11.5%
% of FP17s for the same patient ID Re-attending within 3 months - Adults	202	1,455	13.9%	13.5%	14.7%	15.4%
% of FP17s for the same patient ID Re-attending between 3 & 9 months - Children	393	603	65.2%	60.8%	60.8%	59.7%
% of FP17s for the same patient ID Re-attending between 3 & 9 months - Adults	813	1,455	55.9%	50.2%	52.8%	51.7%
% of FP17s for Band 1 Urgent Courses	138	1,963	7.0%	9.2%	8.2%	9.2%
% of FP17s Relating to Free Repair or Replacements	10	1,963	0.5%	0.7%	0.7%	0.7%
% of FP17s Relating to Continuations	32	1,963	1.6%	0.8%	0.8%	0.8%
% of Patients satisfied with the dentistry they have received	0	0	N/A	93.2%	93.2%	93.5%
% of Patients satisfied with the time they had to wait for an appointment	0	0	N/A	86.3%	88.5%	87.4%

* This is based on patients treated on this contract for their most recent course of treatment.

Figures in italics indicate the base number of FP17s or Patient Questionnaire responses are less than 100. N/A is shown where the base number of responses is less than 10 during the period. % is calculated as Quantity/Base number*100

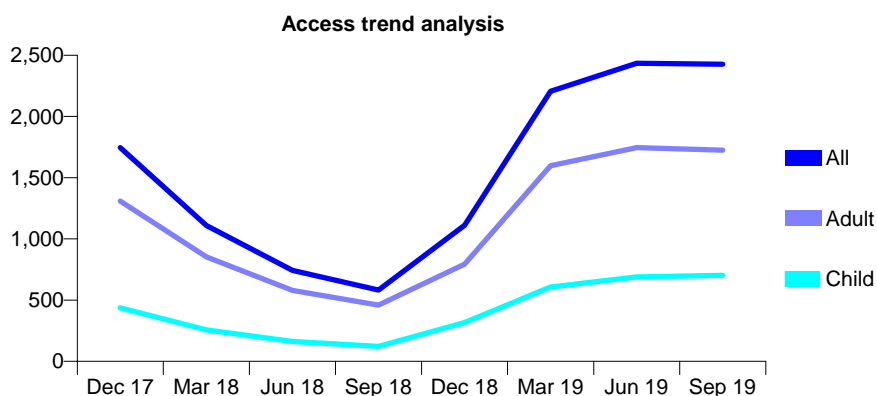
Q56 - Vital Signs At a Glance Contract Report for 277932/0002 - September 2019

Name or company name	MR IO OSHIGA
Contract type name	GDS Contract
Purpose of contract	General
Contract start date	01/04/2012
Contract end date	

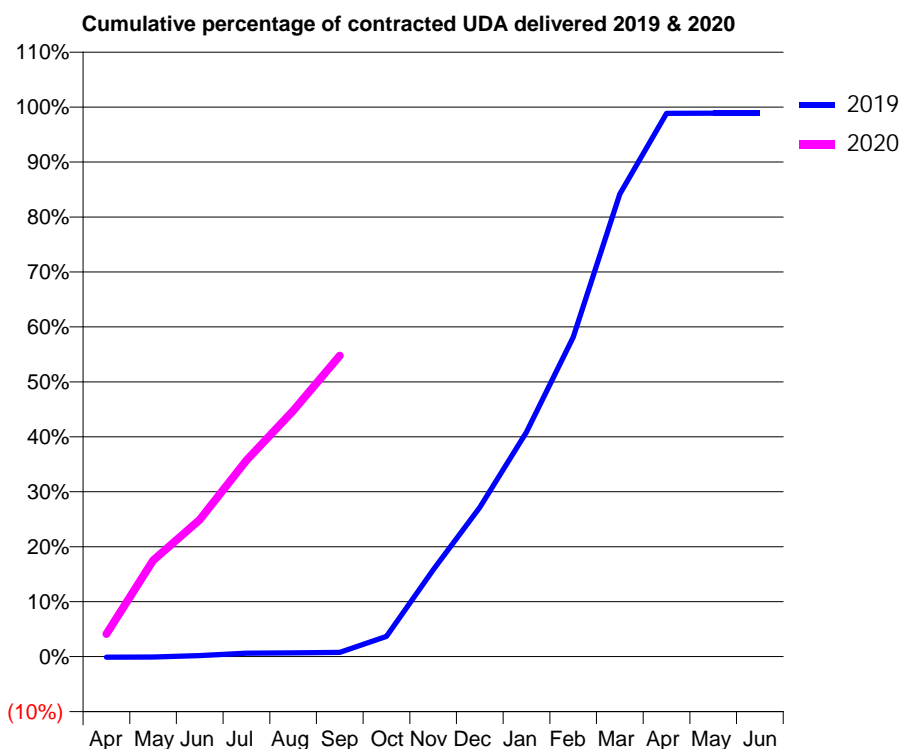
19/20 Contracted general activity (UDA)	4,320
Carry forward general activity (UDA)	49
19/20 Contracted orthodontic activity (UOA)	0
Carry forward orthodontic activity (UOA)	0
Baseline contract value	£114,100.84

ACCESS*

Patients seen in 24 months	Total	Change since previous quarter
Quarter ending September 2018	582	
Quarter ending December 2018	1,112	↑
Quarter ending March 2019	2,205	↑
Quarter ending June 2019	2,435	↑
Quarter ending September 2019	2,427	→
Variance since September 2018	317.0%	↑



ACTIVITY



Month	Adjusted Scheduled Activity (UDA)	
	2019	2020
April	-5	177
May	-4	758
June	8	1,076
July	27	1,543
August	30	1,933
September	33	2,366
October	159	
November	683	
December	1,173	
January	1,766	
February	2,512	
March	3,637	
April	4,270	
May	4,271	
June	4,271	

QUALITY

	Quantity	Base Number	Contract	AT	Region	England
% of FP17s for the same patient ID Re-attending within 3 months - Children	59	606	9.7%	10.2%	11.3%	11.5%
% of FP17s for the same patient ID Re-attending within 3 months - Adults	202	1,390	14.5%	13.5%	14.7%	15.4%
% of FP17s for the same patient ID Re-attending between 3 & 9 months - Children	264	606	43.6%	60.8%	60.8%	59.7%
% of FP17s for the same patient ID Re-attending between 3 & 9 months - Adults	449	1,390	32.3%	50.2%	52.8%	51.7%
% of FP17s for Band 1 Urgent Courses	168	1,282	13.1%	9.2%	8.2%	9.2%
% of FP17s Relating to Free Repair or Replacements	13	1,282	1.0%	0.7%	0.7%	0.7%
% of FP17s Relating to Continuations	6	1,282	0.5%	0.8%	0.8%	0.8%
% of Patients satisfied with the dentistry they have received	1	1	N/A	93.2%	93.2%	93.5%
% of Patients satisfied with the time they had to wait for an appointment	1	1	N/A	86.3%	88.5%	87.4%

* This is based on patients treated on this contract for their most recent course of treatment. Figures in italics indicate the base number of FP17s or Patient Questionnaire responses are less than 100. N/A is shown where the base number of responses is less than 10 during the period. % is calculated as Quantity/Base number*100

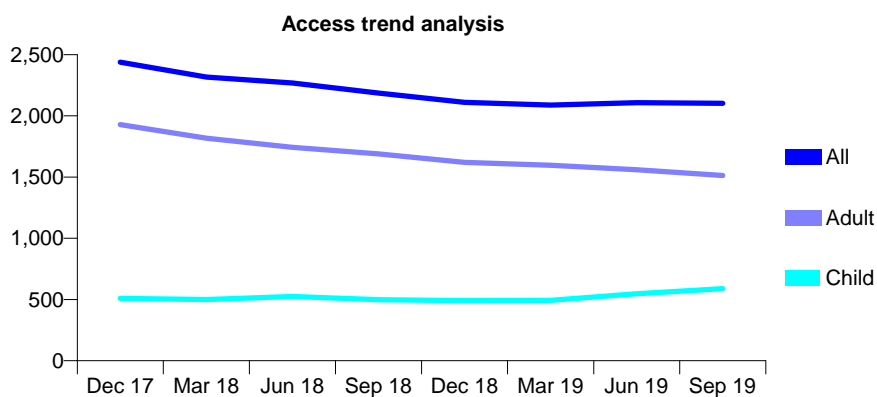
Q56 - Vital Signs At a Glance Contract Report for 282782/0001 - September 2019

Name or company name	DR J SALEH
Contract type name	GDS Contract
Purpose of contract	General
Contract start date	23/07/2015
Contract end date	

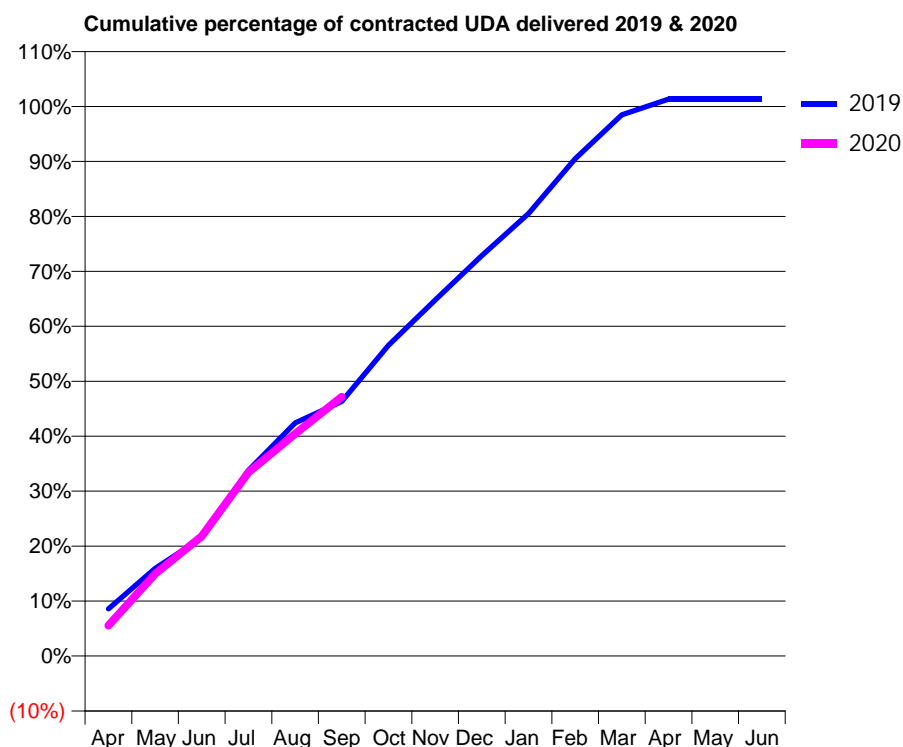
19/20 Contracted general activity (UDA)	9,575
Carry forward general activity (UDA)	-127
19/20 Contracted orthodontic activity (UOA)	0
Carry forward orthodontic activity (UOA)	0
Baseline contract value	£210,689.93

ACCESS*

Patients seen in 24 months	Total	Change since previous quarter
Quarter ending September 2018	2,187	
Quarter ending December 2018	2,111	↓
Quarter ending March 2019	2,089	↓
Quarter ending June 2019	2,107	→
Quarter ending September 2019	2,103	→
Variance since September 2018	(3.8%)	↓



ACTIVITY



Month	Adjusted Scheduled Activity (UDA)	
	2019	2020
April	822	530
May	1,527	1,433
June	2,059	2,089
July	3,236	3,201
August	4,064	3,871
September	4,433	4,517
October	5,413	
November	6,203	
December	6,977	
January	7,709	
February	8,666	
March	9,427	
April	9,702	
May	9,702	
June	9,702	

QUALITY

	Quantity	Base Number	Contract	AT	Region	England
% of FP17s for the same patient ID Re-attending within 3 months - Children	38	490	7.8%	10.2%	11.3%	11.5%
% of FP17s for the same patient ID Re-attending within 3 months - Adults	86	1,013	8.5%	13.5%	14.7%	15.4%
% of FP17s for the same patient ID Re-attending between 3 & 9 months - Children	221	490	45.1%	60.8%	60.8%	59.7%
% of FP17s for the same patient ID Re-attending between 3 & 9 months - Adults	690	1,013	68.1%	50.2%	52.8%	51.7%
% of FP17s for Band 1 Urgent Courses	39	1,428	2.7%	9.2%	8.2%	9.2%
% of FP17s Relating to Free Repair or Replacements	8	1,428	0.6%	0.7%	0.7%	0.7%
% of FP17s Relating to Continuations	8	1,428	0.6%	0.8%	0.8%	0.8%
% of Patients satisfied with the dentistry they have received	1	1	N/A	93.2%	93.2%	93.5%
% of Patients satisfied with the time they had to wait for an appointment	1	1	N/A	86.3%	88.5%	87.4%

* This is based on patients treated on this contract for their most recent course of treatment. Figures in italics indicate the base number of FP17s or Patient Questionnaire responses are less than 100. N/A is shown where the base number of responses is less than 10 during the period. % is calculated as Quantity/Base number*100

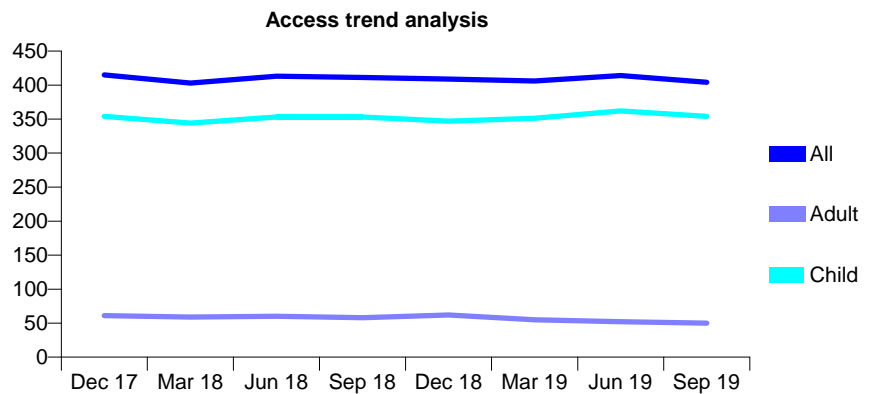
Q56 - Vital Signs At a Glance Contract Report for 299022/0001 - September 2019

Name or company name	MR G KARATZOPOULOS
Contract type name	GDS Contract
Purpose of contract	General and Orthodontic
Contract start date	01/08/2012
Contract end date	

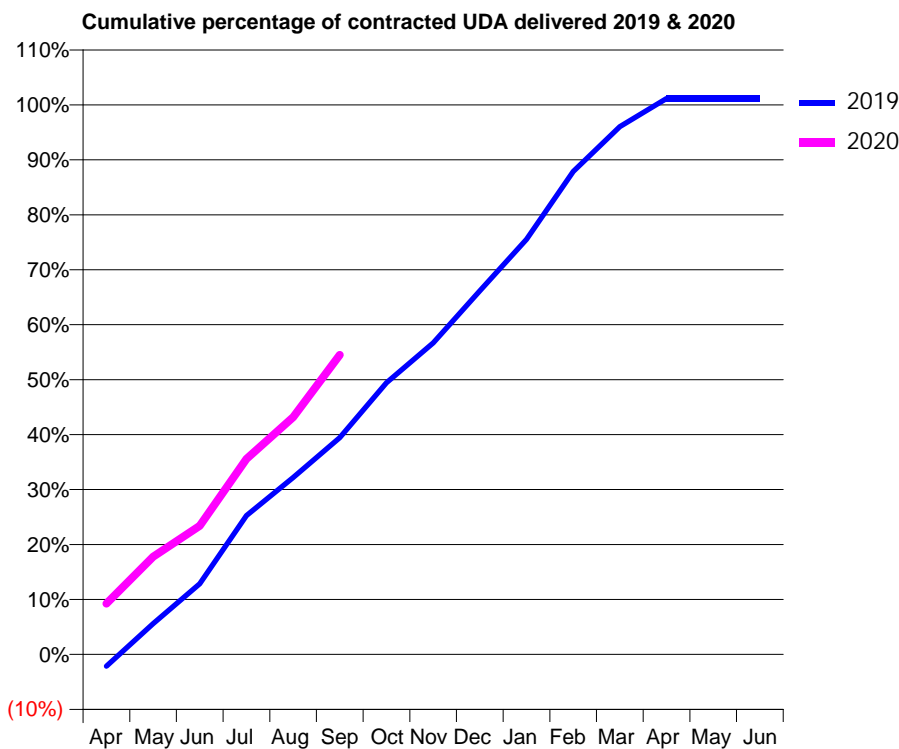
19/20 Contracted general activity (UDA)	551
Carry forward general activity (UDA)	-6
19/20 Contracted orthodontic activity (UOA)	900
Carry forward orthodontic activity (UOA)	-11
Baseline contract value	£73,246.48

ACCESS*

Patients seen in 24 months	Total	Change since previous quarter
Quarter ending September 2018	411	
Quarter ending December 2018	409	→
Quarter ending March 2019	406	→
Quarter ending June 2019	414	→
Quarter ending September 2019	404	↓
Variance since September 2018	(1.7%)	↓



ACTIVITY



Month	2019	2020
April	-12	51
May	31	98
June	71	129
July	139	196
August	177	238
September	217	300
October	272	
November	312	
December	364	
January	416	
February	484	
March	529	
April	557	
May	557	
June	557	

QUALITY

	Quantity	Base Number	Contract	AT	Region	England
% of FP17s for the same patient ID Re-attending within 3 months - Children	45	289	15.6%	10.2%	11.3%	11.5%
% of FP17s for the same patient ID Re-attending within 3 months - Adults	0	8	0.0%	13.5%	14.7%	15.4%
% of FP17s for the same patient ID Re-attending between 3 & 9 months - Children	129	289	44.6%	60.8%	60.8%	59.7%
% of FP17s for the same patient ID Re-attending between 3 & 9 months - Adults	5	8	62.5%	50.2%	52.8%	51.7%
% of FP17s for Band 1 Urgent Courses	1	240	0.4%	9.2%	8.2%	9.2%
% of FP17s Relating to Free Repair or Replacements	0	240	0.0%	0.7%	0.7%	0.7%
% of FP17s Relating to Continuations	0	240	0.0%	0.8%	0.8%	0.8%
% of Patients satisfied with the dentistry they have received	0	0	N/A	93.2%	93.2%	93.5%
% of Patients satisfied with the time they had to wait for an appointment	0	0	N/A	86.3%	88.5%	87.4%

* This is based on patients treated on this contract for their most recent course of treatment. Figures in italics indicate the base number of FP17s or Patient Questionnaire responses are less than 100. N/A is shown where the base number of responses is less than 10 during the period. % is calculated as Quantity/Base number*100

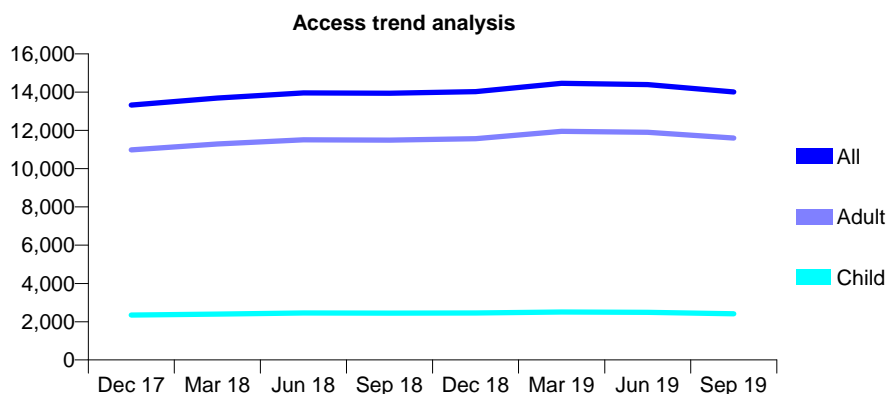
Q56 - Vital Signs At a Glance Contract Report for 329185/0001 - September 2019

Name or company name	MR HS SKOYLES
Contract type name	GDS Contract
Purpose of contract	General and Orthodontic
Contract start date	01/04/2006
Contract end date	

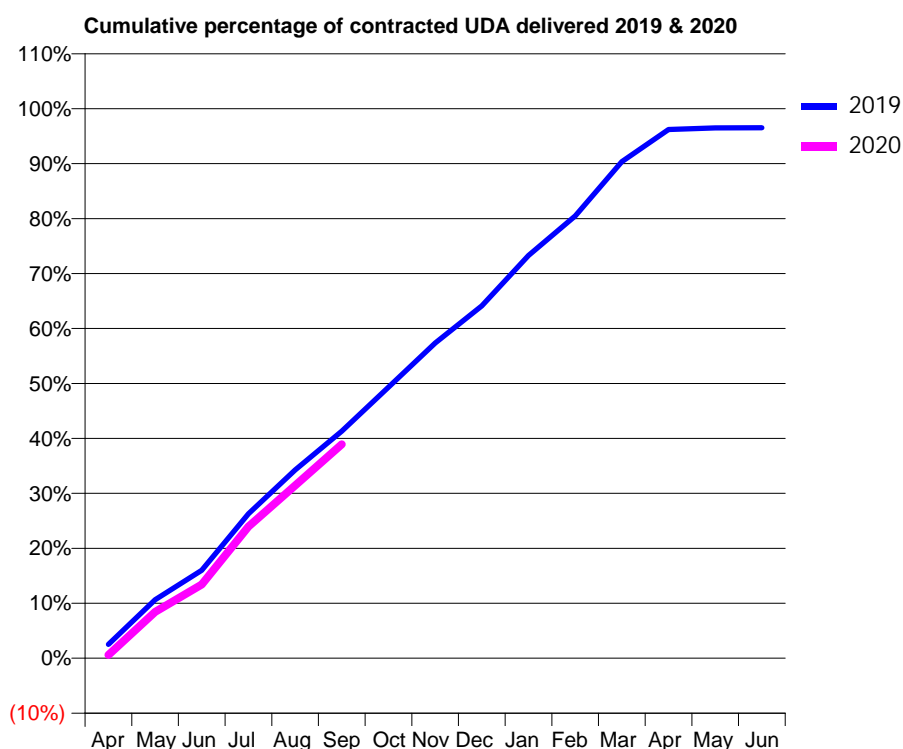
19/20 Contracted general activity (UDA)	42,279
Carry forward general activity (UDA)	1,474
19/20 Contracted orthodontic activity (UOA)	1,200
Carry forward orthodontic activity (UOA)	1
Baseline contract value	£1,181,429.66

ACCESS*

Patients seen in 24 months	Total	Change since previous quarter
Quarter ending September 2018	13,937	
Quarter ending December 2018	14,025	→
Quarter ending March 2019	14,460	↑
Quarter ending June 2019	14,390	→
Quarter ending September 2019	14,013	↓
Variance since September 2018	0.5%	→



ACTIVITY



Month	2019	2020
April	1,069	247
May	4,500	3,566
June	6,769	5,668
July	11,121	10,131
August	14,488	13,292
September	17,464	16,453
October	20,851	
November	24,252	
December	27,100	
January	30,986	
February	34,030	
March	38,206	
April	40,676	
May	40,802	
June	40,805	

QUALITY

	Quantity	Base Number	Contract	AT	Region	England
% of FP17s for the same patient ID Re-attending within 3 months - Children	248	2,315	10.7%	10.2%	11.3%	11.5%
% of FP17s for the same patient ID Re-attending within 3 months - Adults	1,386	9,054	15.3%	13.5%	14.7%	15.4%
% of FP17s for the same patient ID Re-attending between 3 & 9 months - Children	1,483	2,315	64.1%	60.8%	60.8%	59.7%
% of FP17s for the same patient ID Re-attending between 3 & 9 months - Adults	5,205	9,054	57.5%	50.2%	52.8%	51.7%
% of FP17s for Band 1 Urgent Courses	624	9,808	6.4%	9.2%	8.2%	9.2%
% of FP17s Relating to Free Repair or Replacements	112	9,808	1.1%	0.7%	0.7%	0.7%
% of FP17s Relating to Continuations	142	9,808	1.4%	0.8%	0.8%	0.8%
% of Patients satisfied with the dentistry they have received	23	24	95.8%	93.2%	93.2%	93.5%
% of Patients satisfied with the time they had to wait for an appointment	22	24	91.7%	86.3%	88.5%	87.4%

* This is based on patients treated on this contract for their most recent course of treatment.

Figures in italics indicate the base number of FP17s or Patient Questionnaire responses are less than 100. N/A is shown where the base number of responses is less than 10 during the period. % is calculated as Quantity/Base number*100

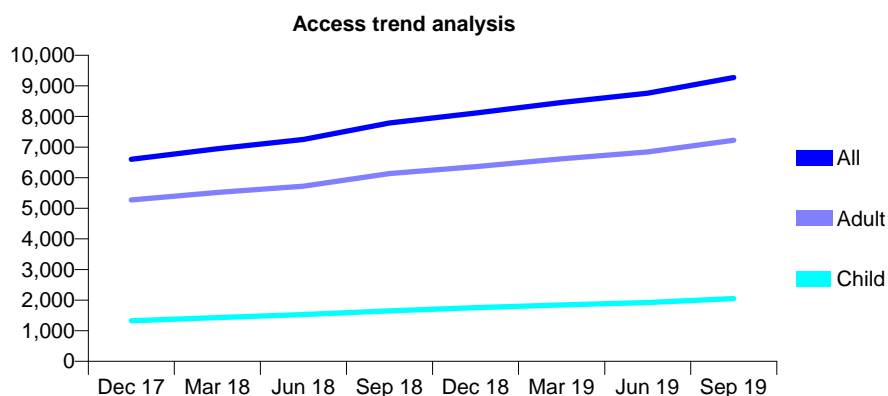
Q56 - Vital Signs At a Glance Contract Report for 329541/0002 - September 2019

Name or company name	Baxter's Family Dental
Contract type name	GDS Contract
Purpose of contract	General
Contract start date	16/12/2007
Contract end date	

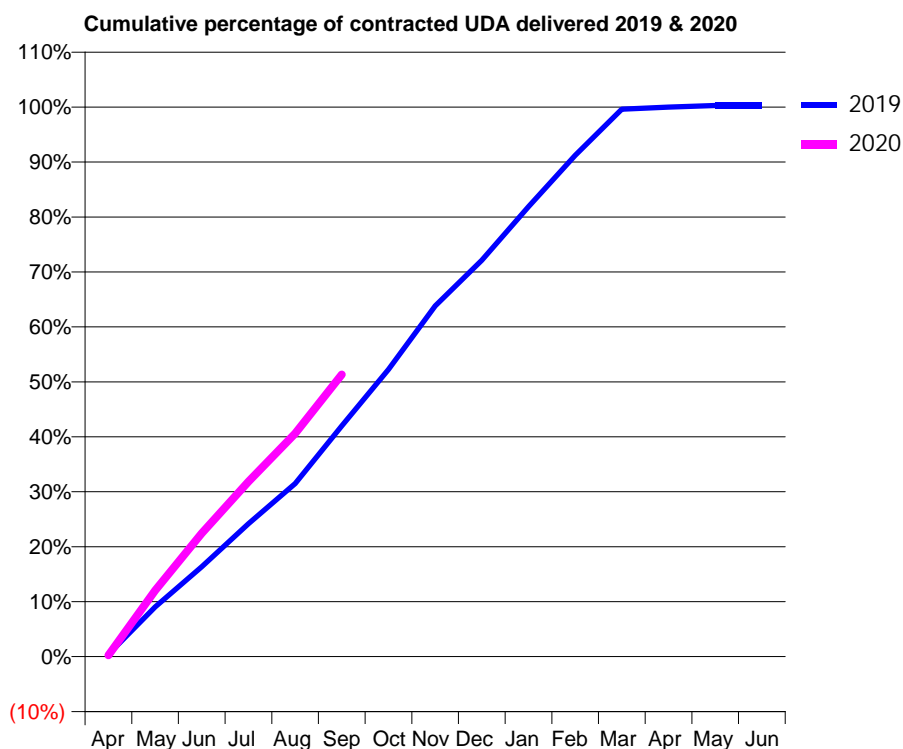
19/20 Contracted general activity (UDA)	27,141
Carry forward general activity (UDA)	-71
19/20 Contracted orthodontic activity (UOA)	0
Carry forward orthodontic activity (UOA)	0
Baseline contract value	£644,692.87

ACCESS*

Patients seen in 24 months	Total	Change since previous quarter
Quarter ending September 2018	7,789	
Quarter ending December 2018	8,113	↑
Quarter ending March 2019	8,456	↑
Quarter ending June 2019	8,760	↑
Quarter ending September 2019	9,273	↑
Variance since September 2018	19.1%	↑



ACTIVITY



Month	Adjusted Scheduled Activity (UDA)	
	2019	2020
April	106	71
May	2,243	3,267
June	4,068	6,091
July	6,007	8,644
August	7,823	11,023
September	10,428	13,935
October	12,979	
November	15,851	
December	17,911	
January	20,335	
February	22,660	
March	24,739	
April	24,839	
May	24,911	
June	24,911	

QUALITY

	Quantity	Base Number	Contract	AT	Region	England
% of FP17s for the same patient ID Re-attending within 3 months - Children	57	1,305	4.4%	10.2%	11.3%	11.5%
% of FP17s for the same patient ID Re-attending within 3 months - Adults	392	4,326	9.1%	13.5%	14.7%	15.4%
% of FP17s for the same patient ID Re-attending between 3 & 9 months - Children	609	1,305	46.7%	60.8%	60.8%	59.7%
% of FP17s for the same patient ID Re-attending between 3 & 9 months - Adults	2,029	4,326	46.9%	50.2%	52.8%	51.7%
% of FP17s for Band 1 Urgent Courses	602	5,362	11.2%	9.2%	8.2%	9.2%
% of FP17s Relating to Free Repair or Replacements	10	5,362	0.2%	0.7%	0.7%	0.7%
% of FP17s Relating to Continuations	11	5,362	0.2%	0.8%	0.8%	0.8%
% of Patients satisfied with the dentistry they have received	3	3	N/A	93.2%	93.2%	93.5%
% of Patients satisfied with the time they had to wait for an appointment	3	3	N/A	86.3%	88.5%	87.4%

* This is based on patients treated on this contract for their most recent course of treatment. Figures in italics indicate the base number of FP17s or Patient Questionnaire responses are less than 100. N/A is shown where the base number of responses is less than 10 during the period. % is calculated as Quantity/Base number*100

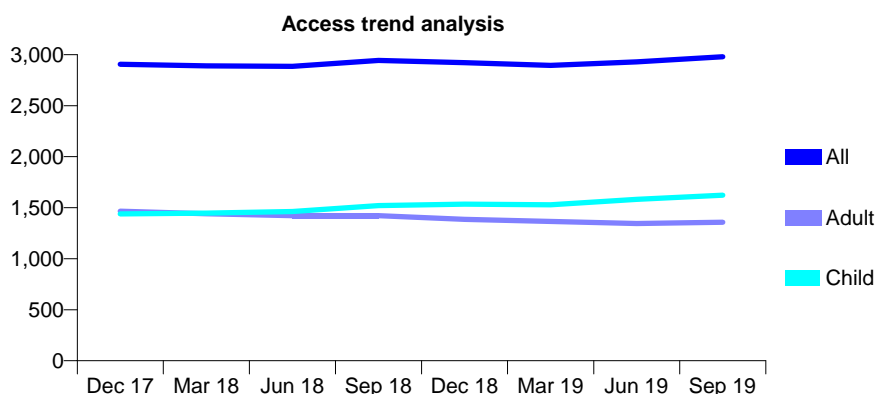
Q56 - Vital Signs At a Glance Contract Report for 329630/0003 - September 2019

Name or company name	MR PJ BROWN
Contract type name	GDS Contract
Purpose of contract	General
Contract start date	01/01/2013
Contract end date	

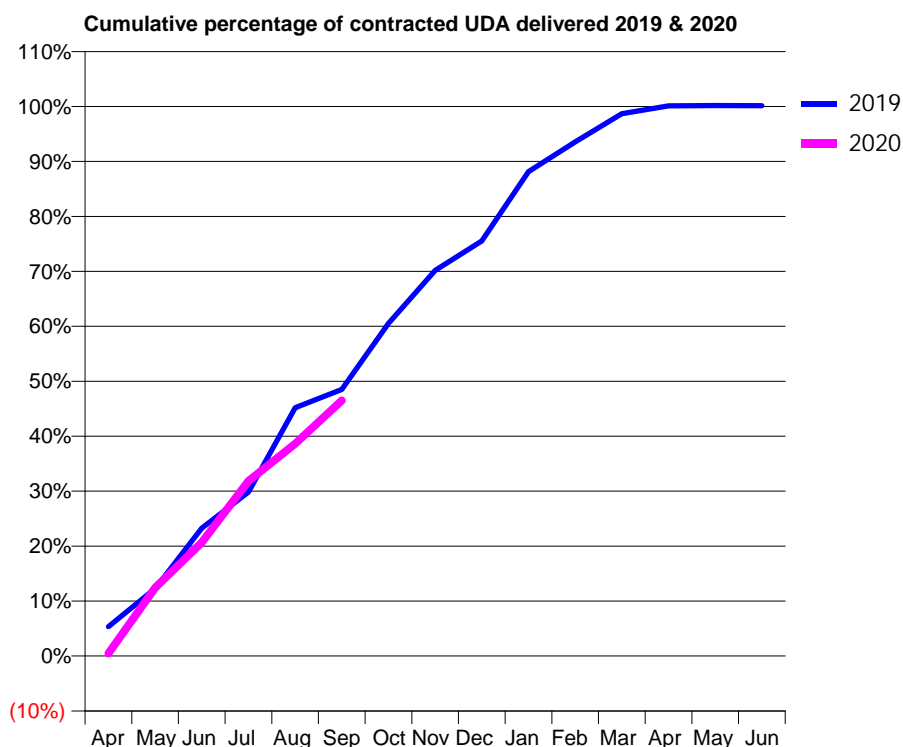
19/20 Contracted general activity (UDA)	7,768
Carry forward general activity (UDA)	-11
19/20 Contracted orthodontic activity (UOA)	0
Carry forward orthodontic activity (UOA)	0
Baseline contract value	£195,141.45

ACCESS*

Patients seen in 24 months	Total	Change since previous quarter
Quarter ending September 2018	2,943	
Quarter ending December 2018	2,921	→
Quarter ending March 2019	2,895	→
Quarter ending June 2019	2,929	→
Quarter ending September 2019	2,980	→
Variance since September 2018	1.3%	→



ACTIVITY



Month	Adjusted Scheduled Activity (UDA)	
	2019	2020
April	416	38
May	953	966
June	1,807	1,606
July	2,318	2,473
August	3,511	3,001
September	3,767	3,614
October	4,702	
November	5,451	
December	5,868	
January	6,845	
February	7,267	
March	7,666	
April	7,777	
May	7,780	
June	7,779	

QUALITY

	Quantity	Base Number	Contract	AT	Region	England
% of FP17s for the same patient ID Re-attending within 3 months - Children	100	1,308	7.6%	10.2%	11.3%	11.5%
% of FP17s for the same patient ID Re-attending within 3 months - Adults	133	836	15.9%	13.5%	14.7%	15.4%
% of FP17s for the same patient ID Re-attending between 3 & 9 months - Children	767	1,308	58.6%	60.8%	60.8%	59.7%
% of FP17s for the same patient ID Re-attending between 3 & 9 months - Adults	468	836	56.0%	50.2%	52.8%	51.7%
% of FP17s for Band 1 Urgent Courses	123	2,087	5.9%	9.2%	8.2%	9.2%
% of FP17s Relating to Free Repair or Replacements	12	2,087	0.6%	0.7%	0.7%	0.7%
% of FP17s Relating to Continuations	19	2,087	0.9%	0.8%	0.8%	0.8%
% of Patients satisfied with the dentistry they have received	1	1	N/A	93.2%	93.2%	93.5%
% of Patients satisfied with the time they had to wait for an appointment	1	1	N/A	86.3%	88.5%	87.4%

* This is based on patients treated on this contract for their most recent course of treatment. Figures in italics indicate the base number of FP17s or Patient Questionnaire responses are less than 100. N/A is shown where the base number of responses is less than 10 during the period. % is calculated as Quantity/Base number*100

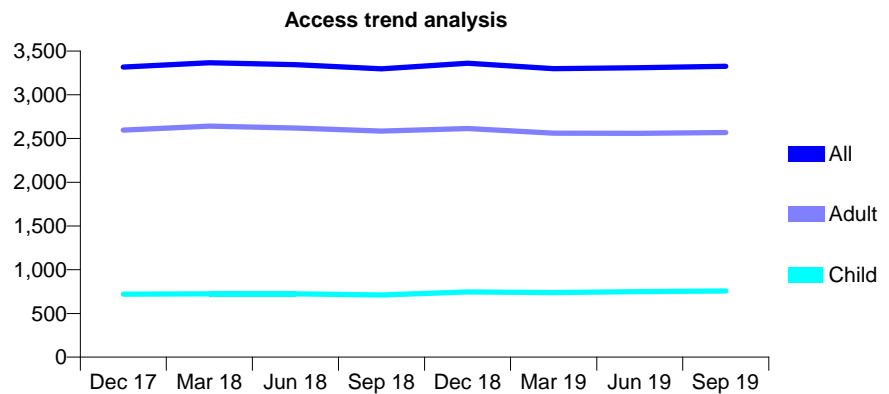
Q56 - Vital Signs At a Glance Contract Report for 337315/0001 - September 2019

Name or company name	MR DN ABDDAH
Contract type name	GDS Contract
Purpose of contract	General
Contract start date	01/04/2006
Contract end date	

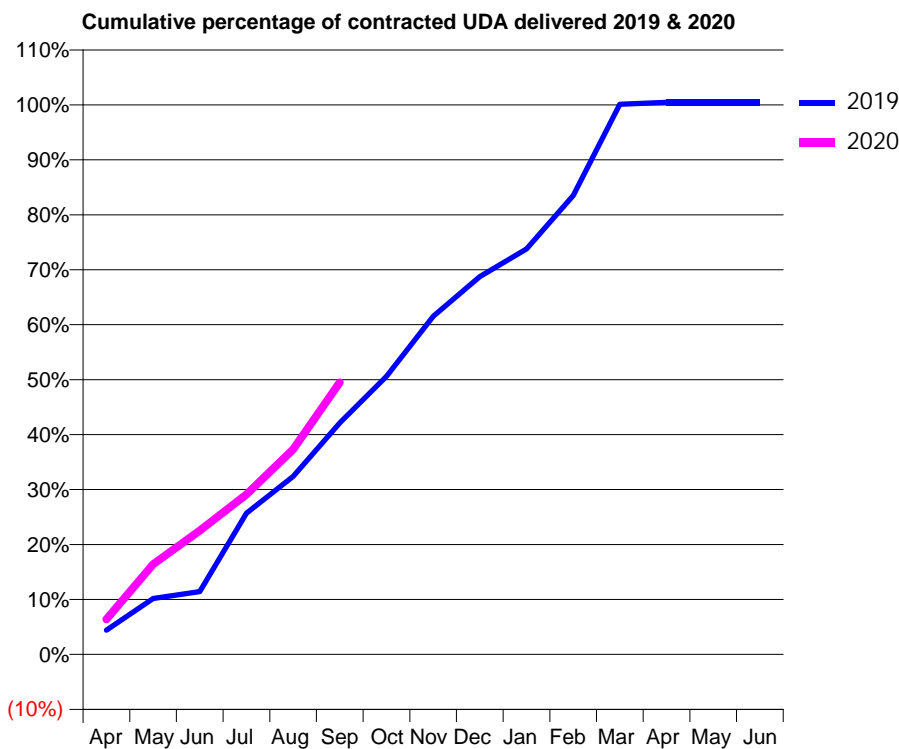
19/20 Contracted general activity (UDA)	8,749
Carry forward general activity (UDA)	-41
19/20 Contracted orthodontic activity (UOA)	0
Carry forward orthodontic activity (UOA)	0
Baseline contract value	£257,474.26

ACCESS*

Patients seen in 24 months	Total	Change since previous quarter
Quarter ending September 2018	3,297	
Quarter ending December 2018	3,360	→
Quarter ending March 2019	3,300	↓
Quarter ending June 2019	3,310	→
Quarter ending September 2019	3,326	→
Variance since September 2018	0.9%	→



ACTIVITY



Month	Adjusted Scheduled Activity (UDA)	
	2019	2020
April	387	560
May	890	1,436
June	1,001	1,971
July	2,249	2,546
August	2,835	3,266
September	3,688	4,331
October	4,427	
November	5,384	
December	6,013	
January	6,455	
February	7,307	
March	8,759	
April	8,790	
May	8,790	
June	8,790	

QUALITY

	Quantity	Base Number	Contract	AT	Region	England
% of FP17s for the same patient ID Re-attending within 3 months - Children	52	539	9.6%	10.2%	11.3%	11.5%
% of FP17s for the same patient ID Re-attending within 3 months - Adults	297	1,854	16.0%	13.5%	14.7%	15.4%
% of FP17s for the same patient ID Re-attending between 3 & 9 months - Children	318	539	59.0%	60.8%	60.8%	59.7%
% of FP17s for the same patient ID Re-attending between 3 & 9 months - Adults	1,128	1,854	60.8%	50.2%	52.8%	51.7%
% of FP17s for Band 1 Urgent Courses	113	2,366	4.8%	9.2%	8.2%	9.2%
% of FP17s Relating to Free Repair or Replacements	29	2,366	1.2%	0.7%	0.7%	0.7%
% of FP17s Relating to Continuations	25	2,366	1.1%	0.8%	0.8%	0.8%
% of Patients satisfied with the dentistry they have received	2	2	N/A	93.2%	93.2%	93.5%
% of Patients satisfied with the time they had to wait for an appointment	2	2	N/A	86.3%	88.5%	87.4%

* This is based on patients treated on this contract for their most recent course of treatment. Figures in italics indicate the base number of FP17s or Patient Questionnaire responses are less than 100. N/A is shown where the base number of responses is less than 10 during the period. % is calculated as Quantity/Base number*100

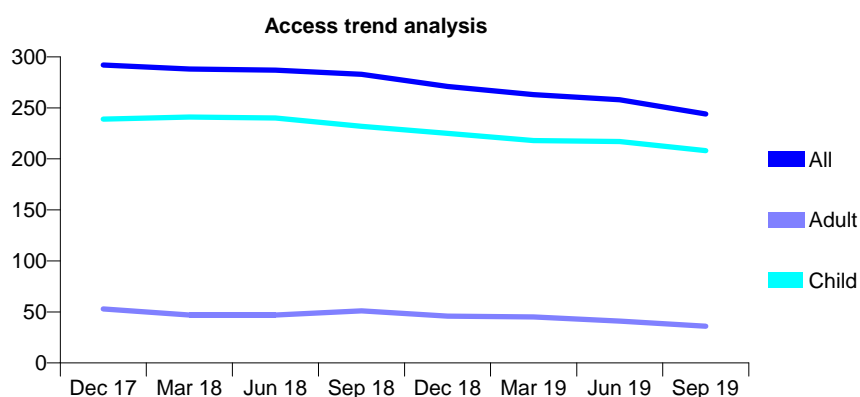
Q56 - Vital Signs At a Glance Contract Report for 344524/0001 - September 2019

Name or company name	MR RL PILCHER
Contract type name	GDS Contract
Purpose of contract	General
Contract start date	01/04/2006
Contract end date	

19/20 Contracted general activity (UDA)	550
Carry forward general activity (UDA)	0
19/20 Contracted orthodontic activity (UOA)	0
Carry forward orthodontic activity (UOA)	0
Baseline contract value	£12,102.20

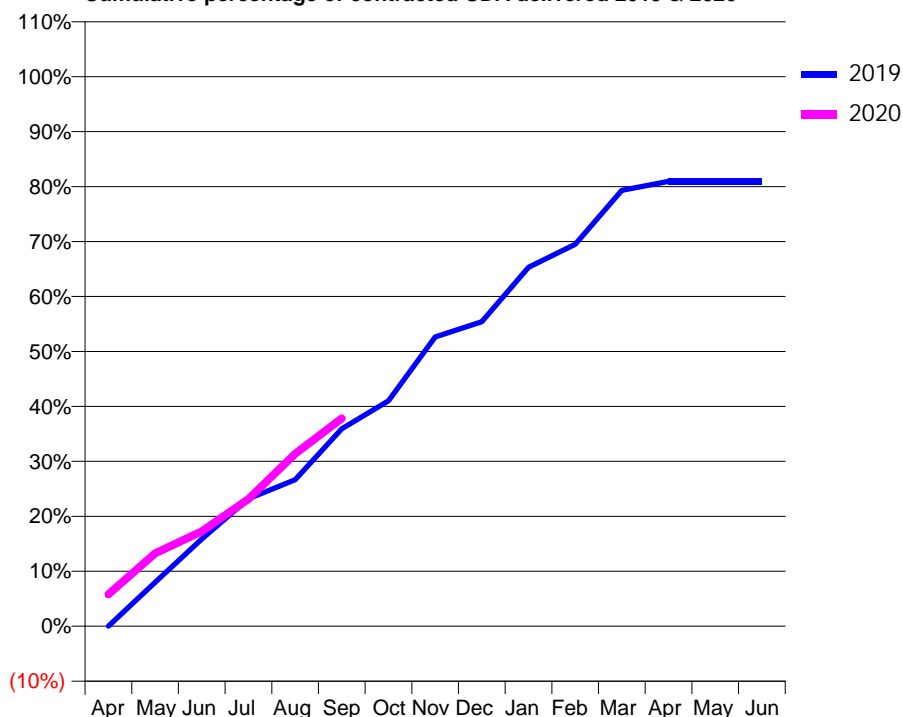
ACCESS*

Patients seen in 24 months	Total	Change since previous quarter
Quarter ending September 2018	283	
Quarter ending December 2018	271	↓
Quarter ending March 2019	263	↓
Quarter ending June 2019	258	↓
Quarter ending September 2019	244	↓
Variance since September 2018	(13.8%)	↓



ACTIVITY

Cumulative percentage of contracted UDA delivered 2019 & 2020



Adjusted Scheduled Activity (UDA)

Month	2019	2020
April	0	32
May	44	73
June	87	95
July	128	127
August	147	173
September	198	208
October	226	
November	290	
December	305	
January	359	
February	382	
March	436	
April	445	
May	445	
June	445	

QUALITY

	Quantity	Base Number	Contract	AT	Region	England
% of FP17s for the same patient ID Re-attending within 3 months - Children	6	178	3.4%	10.2%	11.3%	11.5%
% of FP17s for the same patient ID Re-attending within 3 months - Adults	0	9	0.0%	13.5%	14.7%	15.4%
% of FP17s for the same patient ID Re-attending between 3 & 9 months - Children	148	178	83.1%	60.8%	60.8%	59.7%
% of FP17s for the same patient ID Re-attending between 3 & 9 months - Adults	7	9	77.8%	50.2%	52.8%	51.7%
% of FP17s for Band 1 Urgent Courses	6	180	3.3%	9.2%	8.2%	9.2%
% of FP17s Relating to Free Repair or Replacements	0	180	0.0%	0.7%	0.7%	0.7%
% of FP17s Relating to Continuations	0	180	0.0%	0.8%	0.8%	0.8%
% of Patients satisfied with the dentistry they have received	0	0	N/A	93.2%	93.2%	93.5%
% of Patients satisfied with the time they had to wait for an appointment	0	0	N/A	86.3%	88.5%	87.4%

* This is based on patients treated on this contract for their most recent course of treatment.

Figures in italics indicate the base number of FP17s or Patient Questionnaire responses are less than 100. N/A is shown where the base number of responses is less than 10 during the period. % is calculated as Quantity/Base number*100

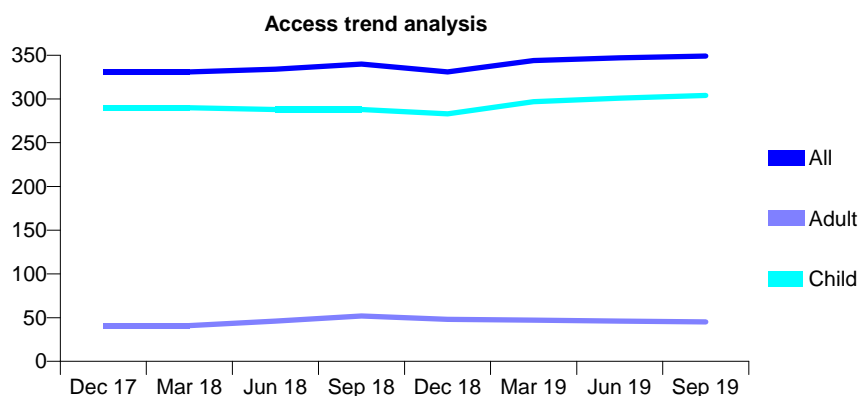
Q56 - Vital Signs At a Glance Contract Report for 344958/0001 - September 2019

Name or company name	MS X RUI
Contract type name	GDS Contract
Purpose of contract	General
Contract start date	01/04/2006
Contract end date	

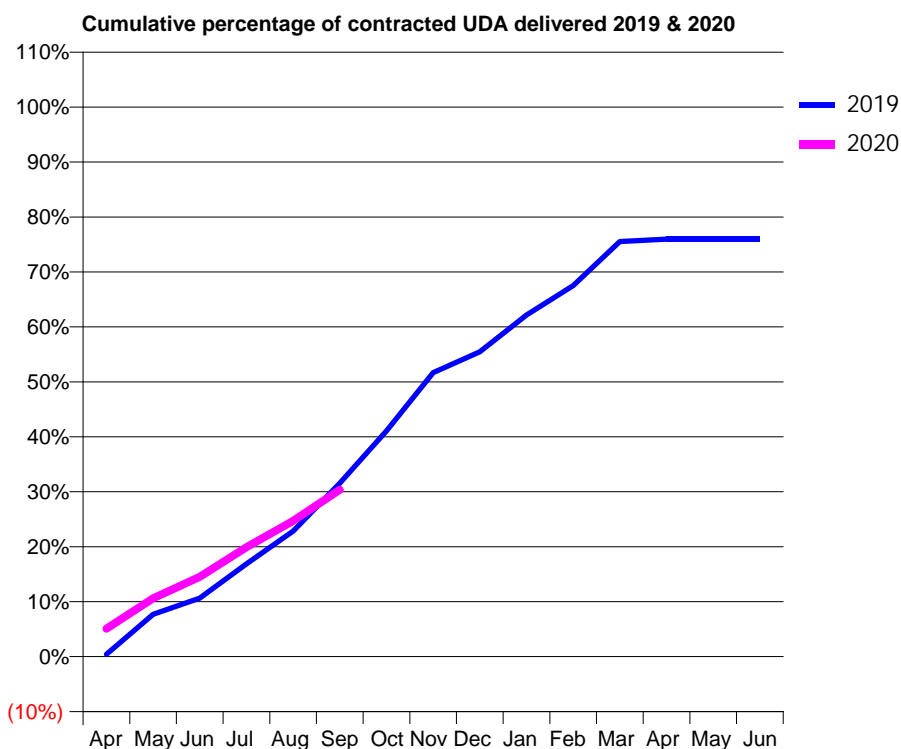
19/20 Contracted general activity (UDA)	688
Carry forward general activity (UDA)	0
19/20 Contracted orthodontic activity (UOA)	0
Carry forward orthodontic activity (UOA)	0
Baseline contract value	£16,619.45

ACCESS*

Patients seen in 24 months	Total	Change since previous quarter
Quarter ending September 2018	340	
Quarter ending December 2018	331	↓
Quarter ending March 2019	344	↑
Quarter ending June 2019	347	→
Quarter ending September 2019	349	→
Variance since September 2018	2.6%	↑



ACTIVITY



Month	Adjusted Scheduled Activity (UDA)	
	2019	2020
April	3	35
May	53	73
June	73	100
July	116	137
August	157	170
September	217	209
October	283	
November	356	
December	382	
January	428	
February	465	
March	520	
April	523	
May	523	
June	523	

QUALITY

	Quantity	Base Number	Contract	AT	Region	England
% of FP17s for the same patient ID Re-attending within 3 months - Children	6	184	3.3%	10.2%	11.3%	11.5%
% of FP17s for the same patient ID Re-attending within 3 months - Adults	0	8	0.0%	13.5%	14.7%	15.4%
% of FP17s for the same patient ID Re-attending between 3 & 9 months - Children	120	184	65.2%	60.8%	60.8%	59.7%
% of FP17s for the same patient ID Re-attending between 3 & 9 months - Adults	5	8	62.5%	50.2%	52.8%	51.7%
% of FP17s for Band 1 Urgent Courses	0	189	0.0%	9.2%	8.2%	9.2%
% of FP17s Relating to Free Repair or Replacements	0	189	0.0%	0.7%	0.7%	0.7%
% of FP17s Relating to Continuations	2	189	1.1%	0.8%	0.8%	0.8%
% of Patients satisfied with the dentistry they have received	0	0	N/A	93.2%	93.2%	93.5%
% of Patients satisfied with the time they had to wait for an appointment	0	0	N/A	86.3%	88.5%	87.4%

* This is based on patients treated on this contract for their most recent course of treatment. Figures in italics indicate the base number of FP17s or Patient Questionnaire responses are less than 100. N/A is shown where the base number of responses is less than 10 during the period. % is calculated as Quantity/Base number*100

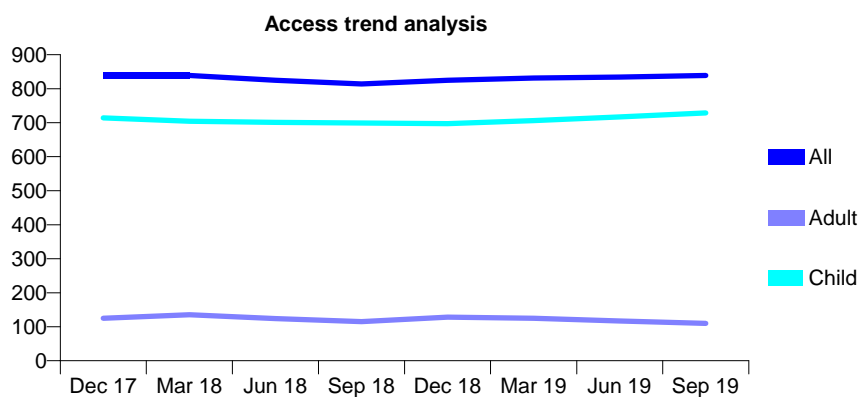
Q56 - Vital Signs At a Glance Contract Report for 567493/0001 - September 2019

Name or company name	MR WJ POULTER
Contract type name	GDS Contract
Purpose of contract	General
Contract start date	01/04/2006
Contract end date	

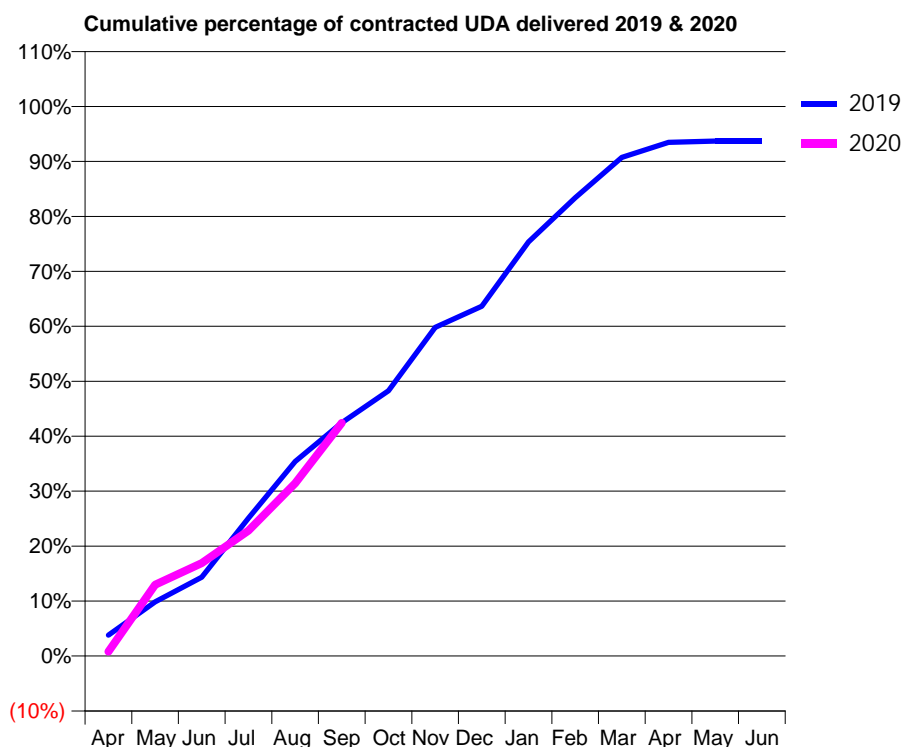
19/20 Contracted general activity (UDA)	2,077
Carry forward general activity (UDA)	0
19/20 Contracted orthodontic activity (UOA)	0
Carry forward orthodontic activity (UOA)	0
Baseline contract value	£42,352.49

ACCESS*

Patients seen in 24 months	Total	Change since previous quarter
Quarter ending September 2018	814	
Quarter ending December 2018	825	→
Quarter ending March 2019	831	→
Quarter ending June 2019	834	→
Quarter ending September 2019	839	→
Variance since September 2018	3.1%	↑



ACTIVITY



Month	Adjusted Scheduled Activity (UDA)	
	2019	2020
April	79	17
May	205	269
June	298	351
July	521	474
August	735	653
September	882	881
October	1,003	
November	1,242	
December	1,322	
January	1,565	
February	1,732	
March	1,884	
April	1,941	
May	1,946	
June	1,946	

QUALITY

	Quantity	Base Number	Contract	AT	Region	England
% of FP17s for the same patient ID Re-attending within 3 months - Children	75	709	10.6%	10.2%	11.3%	11.5%
% of FP17s for the same patient ID Re-attending within 3 months - Adults	8	38	21.1%	13.5%	14.7%	15.4%
% of FP17s for the same patient ID Re-attending between 3 & 9 months - Children	487	709	68.7%	60.8%	60.8%	59.7%
% of FP17s for the same patient ID Re-attending between 3 & 9 months - Adults	25	38	65.8%	50.2%	52.8%	51.7%
% of FP17s for Band 1 Urgent Courses	1	698	0.1%	9.2%	8.2%	9.2%
% of FP17s Relating to Free Repair or Replacements	0	698	0.0%	0.7%	0.7%	0.7%
% of FP17s Relating to Continuations	0	698	0.0%	0.8%	0.8%	0.8%
% of Patients satisfied with the dentistry they have received	3	3	N/A	93.2%	93.2%	93.5%
% of Patients satisfied with the time they had to wait for an appointment	3	3	N/A	86.3%	88.5%	87.4%

* This is based on patients treated on this contract for their most recent course of treatment. Figures in italics indicate the base number of FP17s or Patient Questionnaire responses are less than 100. N/A is shown where the base number of responses is less than 10 during the period. % is calculated as Quantity/Base number*100

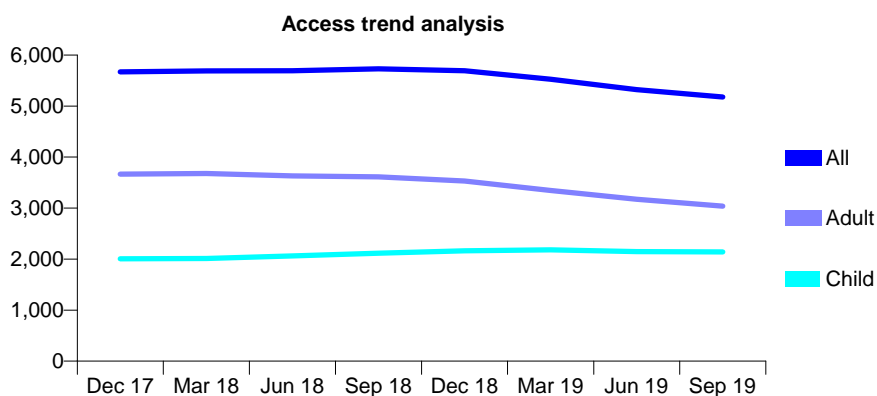
Q56 - Vital Signs At a Glance Contract Report for 568376/0001 - September 2019

Name or company name	MR N LAWRENCE
Contract type name	GDS Contract
Purpose of contract	General
Contract start date	01/04/2006
Contract end date	

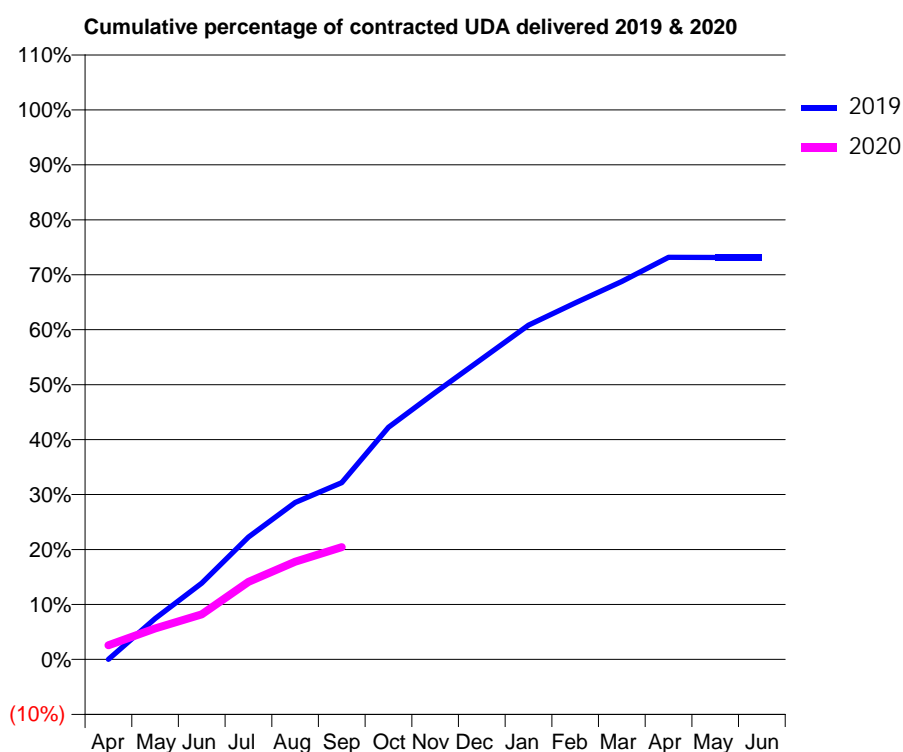
19/20 Contracted general activity (UDA)	16,273
Carry forward general activity (UDA)	0
19/20 Contracted orthodontic activity (UOA)	0
Carry forward orthodontic activity (UOA)	0
Baseline contract value	£388,277.27

ACCESS*

Patients seen in 24 months	Total	Change since previous quarter
Quarter ending September 2018	5,729	
Quarter ending December 2018	5,694	→
Quarter ending March 2019	5,526	↓
Quarter ending June 2019	5,321	↓
Quarter ending September 2019	5,179	↓
Variance since September 2018	(9.6%)	↓



ACTIVITY



Month	2019	2020
April	0	420
May	1,210	919
June	2,260	1,333
July	3,625	2,297
August	4,647	2,893
September	5,236	3,328
October	6,875	
November	7,903	
December	8,898	
January	9,900	
February	10,557	
March	11,195	
April	11,908	
May	11,905	
June	11,905	

QUALITY

	Quantity	Base Number	Contract	AT	Region	England
% of FP17s for the same patient ID Re-attending within 3 months - Children	126	1,616	7.8%	10.2%	11.3%	11.5%
% of FP17s for the same patient ID Re-attending within 3 months - Adults	130	1,152	11.3%	13.5%	14.7%	15.4%
% of FP17s for the same patient ID Re-attending between 3 & 9 months - Children	1,067	1,616	66.0%	60.8%	60.8%	59.7%
% of FP17s for the same patient ID Re-attending between 3 & 9 months - Adults	835	1,152	72.5%	50.2%	52.8%	51.7%
% of FP17s for Band 1 Urgent Courses	95	2,273	4.2%	9.2%	8.2%	9.2%
% of FP17s Relating to Free Repair or Replacements	8	2,273	0.4%	0.7%	0.7%	0.7%
% of FP17s Relating to Continuations	4	2,273	0.2%	0.8%	0.8%	0.8%
% of Patients satisfied with the dentistry they have received	3	3	N/A	93.2%	93.2%	93.5%
% of Patients satisfied with the time they had to wait for an appointment	2	3	N/A	86.3%	88.5%	87.4%

* This is based on patients treated on this contract for their most recent course of treatment. Figures in italics indicate the base number of FP17s or Patient Questionnaire responses are less than 100. N/A is shown where the base number of responses is less than 10 during the period. % is calculated as Quantity/Base number*100

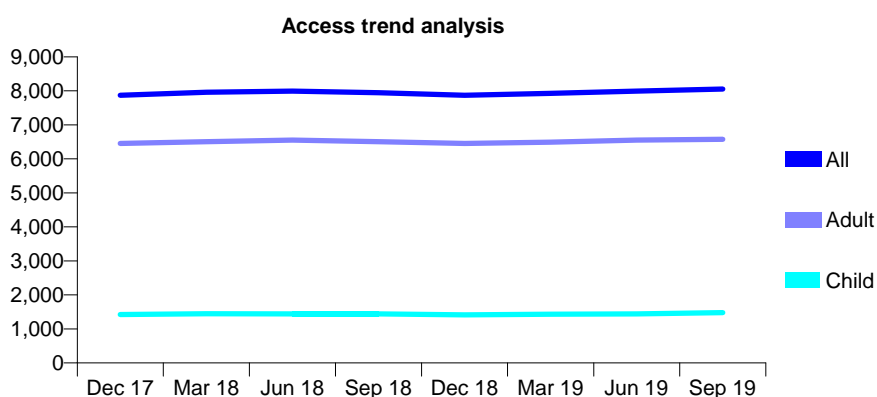
Q56 - Vital Signs At a Glance Contract Report for 569127/0001 - September 2019

Name or company name	Dental Surgery
Contract type name	GDS Contract
Purpose of contract	General
Contract start date	01/04/2006
Contract end date	

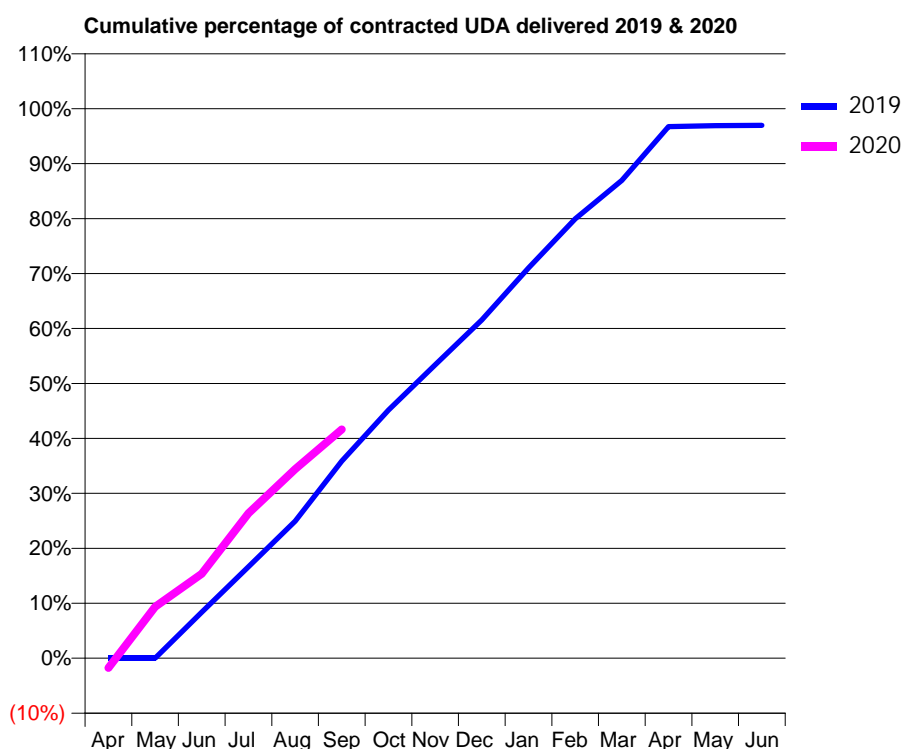
19/20 Contracted general activity (UDA)	22,405
Carry forward general activity (UDA)	401
19/20 Contracted orthodontic activity (UOA)	0
Carry forward orthodontic activity (UOA)	0
Baseline contract value	£642,418.81

ACCESS*

Patients seen in 24 months	Total	Change since previous quarter
Quarter ending September 2018	7,948	
Quarter ending December 2018	7,869	→
Quarter ending March 2019	7,927	→
Quarter ending June 2019	7,995	→
Quarter ending September 2019	8,053	→
Variance since September 2018	1.3%	→



ACTIVITY



Month	2019	2020
April	0	-401
May	0	2,095
June	1,880	3,447
July	3,732	5,909
August	5,585	7,713
September	8,036	9,329
October	10,117	
November	11,964	
December	13,794	
January	15,909	
February	17,912	
March	19,478	
April	21,676	
May	21,712	
June	21,726	

QUALITY

	Quantity	Base Number	Contract	AT	Region	England
% of FP17s for the same patient ID Re-attending within 3 months - Children	92	1,357	6.8%	10.2%	11.3%	11.5%
% of FP17s for the same patient ID Re-attending within 3 months - Adults	795	5,744	13.8%	13.5%	14.7%	15.4%
% of FP17s for the same patient ID Re-attending between 3 & 9 months - Children	894	1,357	65.9%	60.8%	60.8%	59.7%
% of FP17s for the same patient ID Re-attending between 3 & 9 months - Adults	3,713	5,744	64.6%	50.2%	52.8%	51.7%
% of FP17s for Band 1 Urgent Courses	288	5,821	4.9%	9.2%	8.2%	9.2%
% of FP17s Relating to Free Repair or Replacements	41	5,821	0.7%	0.7%	0.7%	0.7%
% of FP17s Relating to Continuations	31	5,821	0.5%	0.8%	0.8%	0.8%
% of Patients satisfied with the dentistry they have received	7	7	N/A	93.2%	93.2%	93.5%
% of Patients satisfied with the time they had to wait for an appointment	6	7	N/A	86.3%	88.5%	87.4%

* This is based on patients treated on this contract for their most recent course of treatment. Figures in italics indicate the base number of FP17s or Patient Questionnaire responses are less than 100. N/A is shown where the base number of responses is less than 10 during the period. % is calculated as Quantity/Base number*100

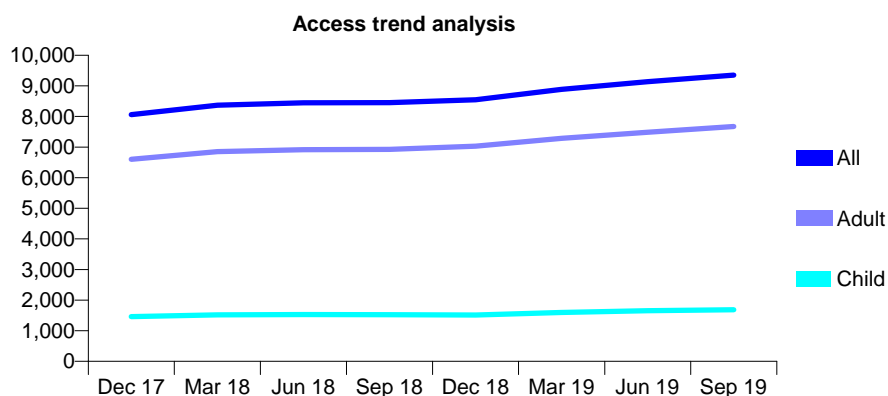
Q56 - Vital Signs At a Glance Contract Report for 571334/0001 - September 2019

Name or company name	MR NA BURNETT
Contract type name	GDS Contract
Purpose of contract	General
Contract start date	01/04/2006
Contract end date	

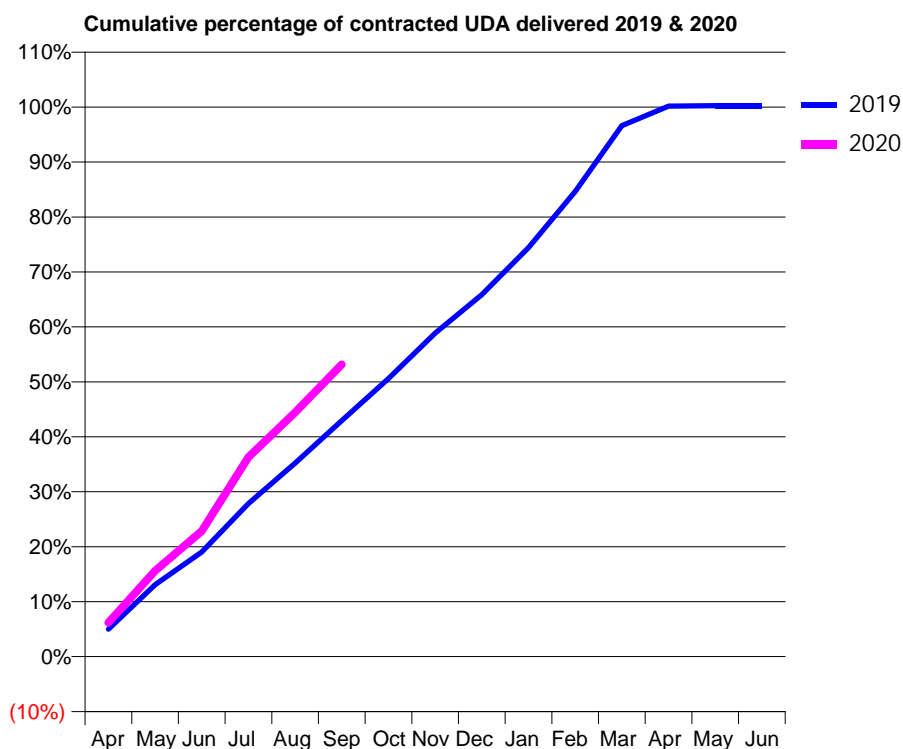
19/20 Contracted general activity (UDA)	22,584
Carry forward general activity (UDA)	-60
19/20 Contracted orthodontic activity (UOA)	0
Carry forward orthodontic activity (UOA)	0
Baseline contract value	£602,952.91

ACCESS*

Patients seen in 24 months	Total	Change since previous quarter
Quarter ending September 2018	8,452	
Quarter ending December 2018	8,547	→
Quarter ending March 2019	8,886	↑
Quarter ending June 2019	9,137	↑
Quarter ending September 2019	9,355	↑
Variance since September 2018	10.7%	↑



ACTIVITY



Month	Adjusted Scheduled Activity (UDA)	
	2019	2020
April	1,127	1,399
May	2,959	3,528
June	4,301	5,162
July	6,292	8,201
August	7,957	10,042
September	9,695	12,007
October	11,427	
November	13,299	
December	14,879	
January	16,806	
February	19,114	
March	21,822	
April	22,622	
May	22,643	
June	22,644	

QUALITY

	Quantity	Base Number	Contract	AT	Region	England
% of FP17s for the same patient ID Re-attending within 3 months - Children	106	1,401	7.6%	10.2%	11.3%	11.5%
% of FP17s for the same patient ID Re-attending within 3 months - Adults	743	5,605	13.3%	13.5%	14.7%	15.4%
% of FP17s for the same patient ID Re-attending between 3 & 9 months - Children	918	1,401	65.5%	60.8%	60.8%	59.7%
% of FP17s for the same patient ID Re-attending between 3 & 9 months - Adults	3,126	5,605	55.8%	50.2%	52.8%	51.7%
% of FP17s for Band 1 Urgent Courses	642	6,585	9.7%	9.2%	8.2%	9.2%
% of FP17s Relating to Free Repair or Replacements	33	6,585	0.5%	0.7%	0.7%	0.7%
% of FP17s Relating to Continuations	18	6,585	0.3%	0.8%	0.8%	0.8%
% of Patients satisfied with the dentistry they have received	4	4	N/A	93.2%	93.2%	93.5%
% of Patients satisfied with the time they had to wait for an appointment	3	4	N/A	86.3%	88.5%	87.4%

* This is based on patients treated on this contract for their most recent course of treatment. Figures in italics indicate the base number of FP17s or Patient Questionnaire responses are less than 100. N/A is shown where the base number of responses is less than 10 during the period. % is calculated as Quantity/Base number*100

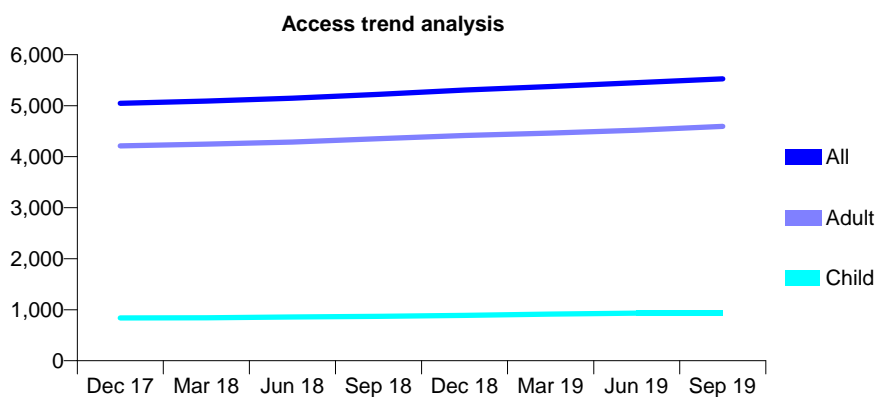
Q56 - Vital Signs At a Glance Contract Report for 576603/0001 - September 2019

Name or company name	MR AD CLIFFT
Contract type name	GDS Contract
Purpose of contract	General
Contract start date	01/04/2006
Contract end date	

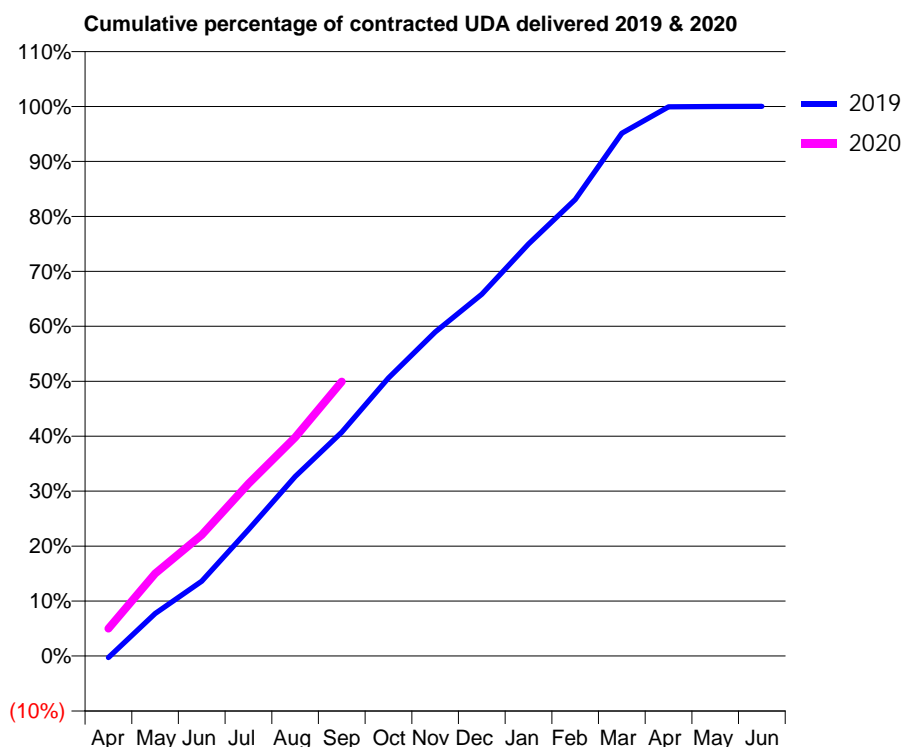
19/20 Contracted general activity (UDA)	11,657
Carry forward general activity (UDA)	-3
19/20 Contracted orthodontic activity (UOA)	0
Carry forward orthodontic activity (UOA)	0
Baseline contract value	£291,046.65

ACCESS*

Patients seen in 24 months	Total	Change since previous quarter
Quarter ending September 2018	5,221	
Quarter ending December 2018	5,306	→
Quarter ending March 2019	5,376	→
Quarter ending June 2019	5,449	→
Quarter ending September 2019	5,525	→
Variance since September 2018	5.8%	↑



ACTIVITY



Month	Adjusted Scheduled Activity (UDA)	
	2019	2020
April	-36	582
May	902	1,749
June	1,589	2,571
July	2,681	3,655
August	3,809	4,640
September	4,748	5,819
October	5,899	
November	6,872	
December	7,674	
January	8,740	
February	9,686	
March	11,090	
April	11,651	
May	11,657	
June	11,660	

QUALITY

	Quantity	Base Number	Contract	AT	Region	England
% of FP17s for the same patient ID Re-attending within 3 months - Children	8	653	1.2%	10.2%	11.3%	11.5%
% of FP17s for the same patient ID Re-attending within 3 months - Adults	233	2,589	9.0%	13.5%	14.7%	15.4%
% of FP17s for the same patient ID Re-attending between 3 & 9 months - Children	413	653	63.2%	60.8%	60.8%	59.7%
% of FP17s for the same patient ID Re-attending between 3 & 9 months - Adults	479	2,589	18.5%	50.2%	52.8%	51.7%
% of FP17s for Band 1 Urgent Courses	156	3,015	5.2%	9.2%	8.2%	9.2%
% of FP17s Relating to Free Repair or Replacements	13	3,015	0.4%	0.7%	0.7%	0.7%
% of FP17s Relating to Continuations	25	3,015	0.8%	0.8%	0.8%	0.8%
% of Patients satisfied with the dentistry they have received	1	1	N/A	93.2%	93.2%	93.5%
% of Patients satisfied with the time they had to wait for an appointment	1	1	N/A	86.3%	88.5%	87.4%

* This is based on patients treated on this contract for their most recent course of treatment. Figures in italics indicate the base number of FP17s or Patient Questionnaire responses are less than 100. N/A is shown where the base number of responses is less than 10 during the period. % is calculated as Quantity/Base number*100

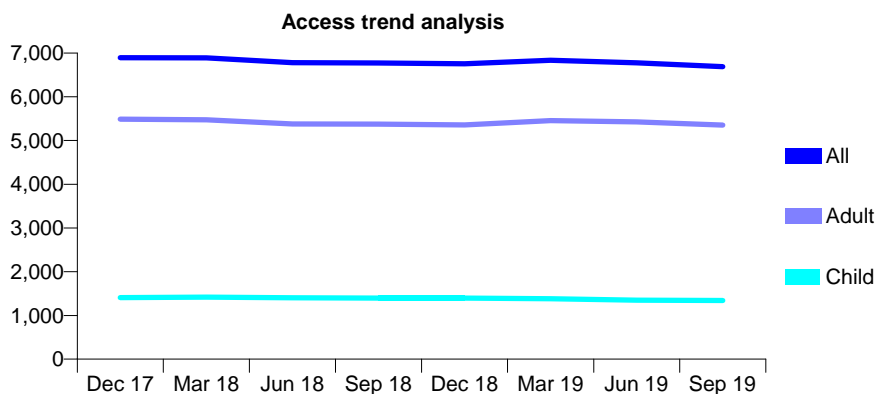
Q56 - Vital Signs At a Glance Contract Report for 577871/0001 - September 2019

Name or company name	Cresecent Dental Care Partnership
Contract type name	GDS Contract
Purpose of contract	General
Contract start date	01/11/2013
Contract end date	

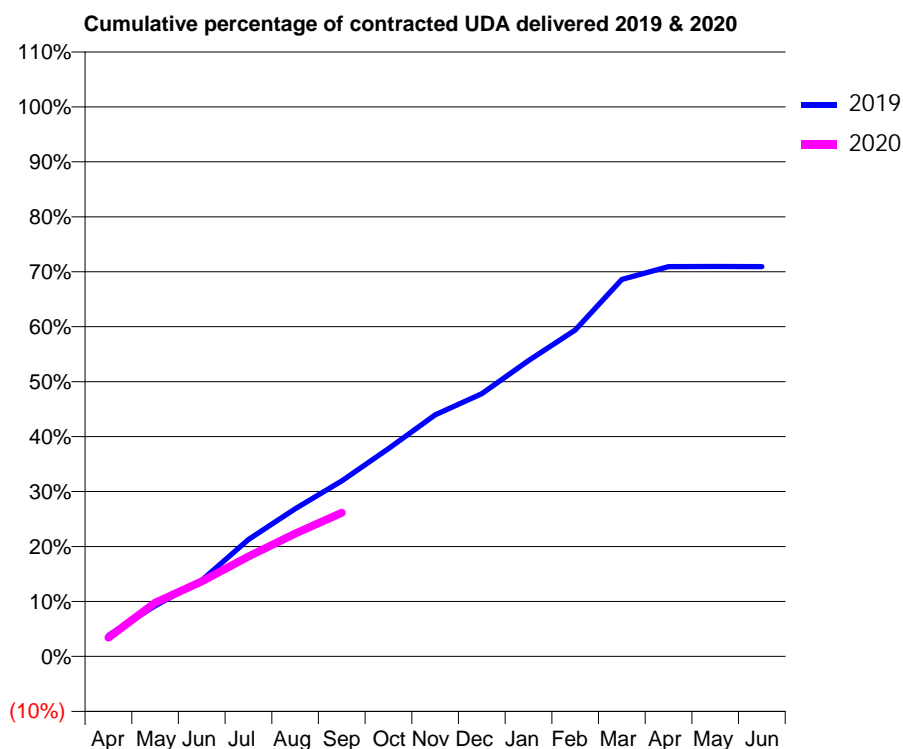
19/20 Contracted general activity (UDA)	23,142
Carry forward general activity (UDA)	0
19/20 Contracted orthodontic activity (UOA)	0
Carry forward orthodontic activity (UOA)	0
Baseline contract value	£636,254.82

ACCESS*

Patients seen in 24 months	Total	Change since previous quarter
Quarter ending September 2018	6,772	
Quarter ending December 2018	6,753	→
Quarter ending March 2019	6,837	→
Quarter ending June 2019	6,775	→
Quarter ending September 2019	6,690	↓
Variance since September 2018	(1.2%)	↓



ACTIVITY



Month	2019	2020
April	892	794
May	2,138	2,262
June	3,203	3,160
July	4,921	4,207
August	6,219	5,176
September	7,390	6,052
October	8,753	
November	10,173	
December	11,065	
January	12,458	
February	13,743	
March	15,873	
April	16,410	
May	16,416	
June	16,415	

QUALITY

	Quantity	Base Number	Contract	AT	Region	England
% of FP17s for the same patient ID Re-attending within 3 months - Children	55	873	6.3%	10.2%	11.3%	11.5%
% of FP17s for the same patient ID Re-attending within 3 months - Adults	557	3,166	17.6%	13.5%	14.7%	15.4%
% of FP17s for the same patient ID Re-attending between 3 & 9 months - Children	580	873	66.4%	60.8%	60.8%	59.7%
% of FP17s for the same patient ID Re-attending between 3 & 9 months - Adults	1,526	3,166	48.2%	50.2%	52.8%	51.7%
% of FP17s for Band 1 Urgent Courses	562	3,739	15.0%	9.2%	8.2%	9.2%
% of FP17s Relating to Free Repair or Replacements	37	3,739	1.0%	0.7%	0.7%	0.7%
% of FP17s Relating to Continuations	9	3,739	0.2%	0.8%	0.8%	0.8%
% of Patients satisfied with the dentistry they have received	3	3	N/A	93.2%	93.2%	93.5%
% of Patients satisfied with the time they had to wait for an appointment	2	3	N/A	86.3%	88.5%	87.4%

* This is based on patients treated on this contract for their most recent course of treatment. Figures in italics indicate the base number of FP17s or Patient Questionnaire responses are less than 100. N/A is shown where the base number of responses is less than 10 during the period. % is calculated as Quantity/Base number*100

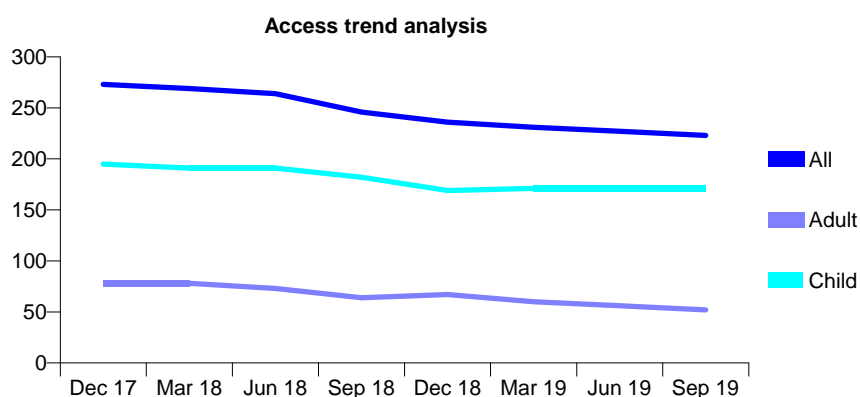
Q56 - Vital Signs At a Glance Contract Report for 626317/0002 - September 2019

Name or company name	Abbey Dental Practice
Contract type name	GDS Contract
Purpose of contract	General
Contract start date	08/12/2014
Contract end date	

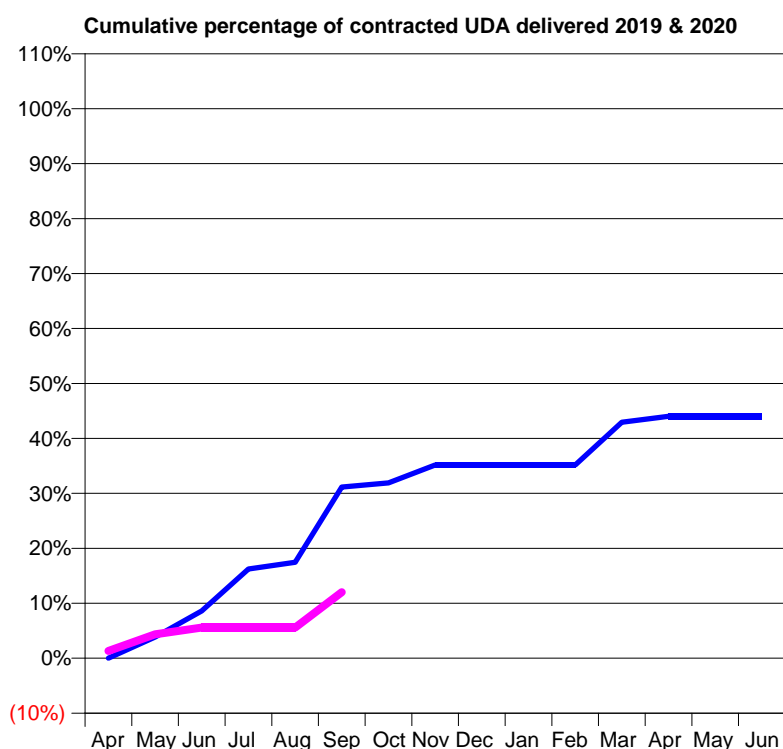
19/20 Contracted general activity (UDA)	825
Carry forward general activity (UDA)	0
19/20 Contracted orthodontic activity (UOA)	0
Carry forward orthodontic activity (UOA)	0
Baseline contract value	£18,656.22

ACCESS*

Patients seen in 24 months	Total	Change since previous quarter
Quarter ending September 2018	246	
Quarter ending December 2018	236	↓
Quarter ending March 2019	231	↓
Quarter ending June 2019	227	↓
Quarter ending September 2019	223	↓
Variance since September 2018	(9.3%)	↓



ACTIVITY



Month	2019	2020
April	0	11
May	32	36
June	71	46
July	134	46
August	144	46
September	257	99
October	263	
November	290	
December	290	
January	290	
February	290	
March	354	
April	363	
May	363	
June	363	

QUALITY

	Quantity	Base Number	Contract	AT	Region	England
% of FP17s for the same patient ID Re-attending within 3 months - Children	2	99	2.0%	10.2%	11.3%	11.5%
% of FP17s for the same patient ID Re-attending within 3 months - Adults	1	15	6.7%	13.5%	14.7%	15.4%
% of FP17s for the same patient ID Re-attending between 3 & 9 months - Children	59	99	59.6%	60.8%	60.8%	59.7%
% of FP17s for the same patient ID Re-attending between 3 & 9 months - Adults	12	15	80.0%	50.2%	52.8%	51.7%
% of FP17s for Band 1 Urgent Courses	1	101	1.0%	9.2%	8.2%	9.2%
% of FP17s Relating to Free Repair or Replacements	0	101	0.0%	0.7%	0.7%	0.7%
% of FP17s Relating to Continuations	0	101	0.0%	0.8%	0.8%	0.8%
% of Patients satisfied with the dentistry they have received	0	0	N/A	93.2%	93.2%	93.5%
% of Patients satisfied with the time they had to wait for an appointment	0	0	N/A	86.3%	88.5%	87.4%

* This is based on patients treated on this contract for their most recent course of treatment.

Figures in italics indicate the base number of FP17s or Patient Questionnaire responses are less than 100. N/A is shown where the base number of responses is less than 10 during the period. % is calculated as Quantity/Base number*100

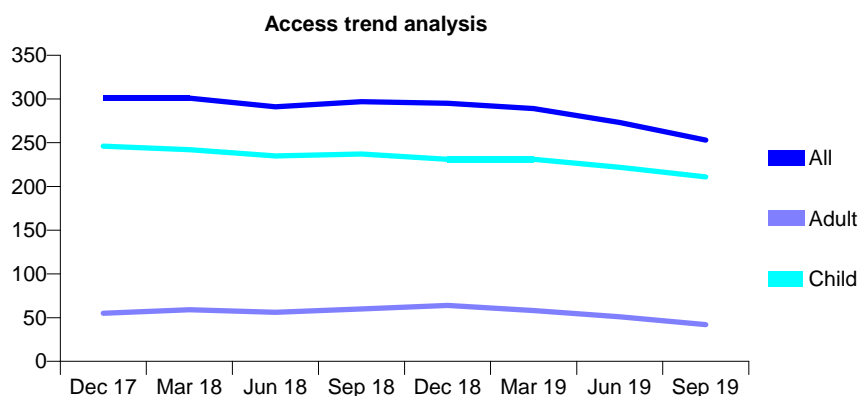
Q56 - Vital Signs At a Glance Contract Report for 631647/0001 - September 2019

Name or company name	MR RP BANDENBURG
Contract type name	GDS Contract
Purpose of contract	General
Contract start date	01/04/2006
Contract end date	

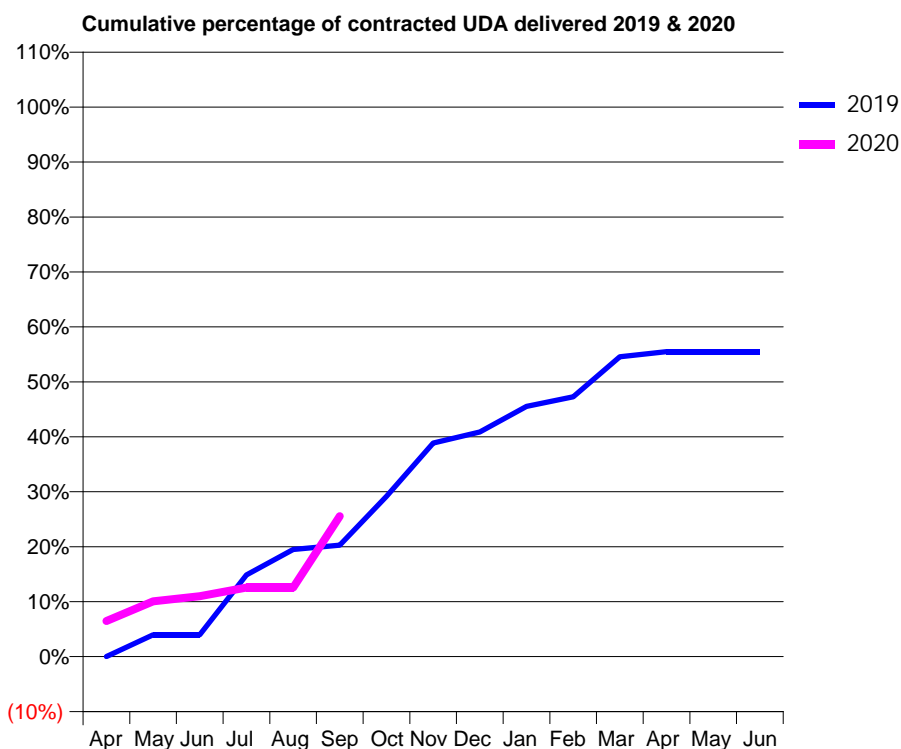
19/20 Contracted general activity (UDA)	755
Carry forward general activity (UDA)	0
19/20 Contracted orthodontic activity (UOA)	0
Carry forward orthodontic activity (UOA)	0
Baseline contract value	£16,934.41

ACCESS*

Patients seen in 24 months	Total	Change since previous quarter
Quarter ending September 2018	297	
Quarter ending December 2018	295	→
Quarter ending March 2019	289	↓
Quarter ending June 2019	273	↓
Quarter ending September 2019	253	↓
Variance since September 2018	(14.8%)	↓



ACTIVITY



Month	Adjusted Scheduled Activity (UDA)	
	2019	2020
April	0	49
May	30	76
June	30	83
July	112	95
August	147	95
September	153	193
October	220	
November	293	
December	309	
January	344	
February	357	
March	412	
April	419	
May	419	
June	419	

QUALITY

	Quantity	Base Number	Contract	AT	Region	England
% of FP17s for the same patient ID Re-attending within 3 months - Children	9	171	5.3%	10.2%	11.3%	11.5%
% of FP17s for the same patient ID Re-attending within 3 months - Adults	1	9	11.1%	13.5%	14.7%	15.4%
% of FP17s for the same patient ID Re-attending between 3 & 9 months - Children	121	171	70.8%	60.8%	60.8%	59.7%
% of FP17s for the same patient ID Re-attending between 3 & 9 months - Adults	5	9	55.6%	50.2%	52.8%	51.7%
% of FP17s for Band 1 Urgent Courses	0	171	0.0%	9.2%	8.2%	9.2%
% of FP17s Relating to Free Repair or Replacements	0	171	0.0%	0.7%	0.7%	0.7%
% of FP17s Relating to Continuations	1	171	0.6%	0.8%	0.8%	0.8%
% of Patients satisfied with the dentistry they have received	0	0	N/A	93.2%	93.2%	93.5%
% of Patients satisfied with the time they had to wait for an appointment	0	0	N/A	86.3%	88.5%	87.4%

* This is based on patients treated on this contract for their most recent course of treatment. Figures in italics indicate the base number of FP17s or Patient Questionnaire responses are less than 100. N/A is shown where the base number of responses is less than 10 during the period. % is calculated as Quantity/Base number*100

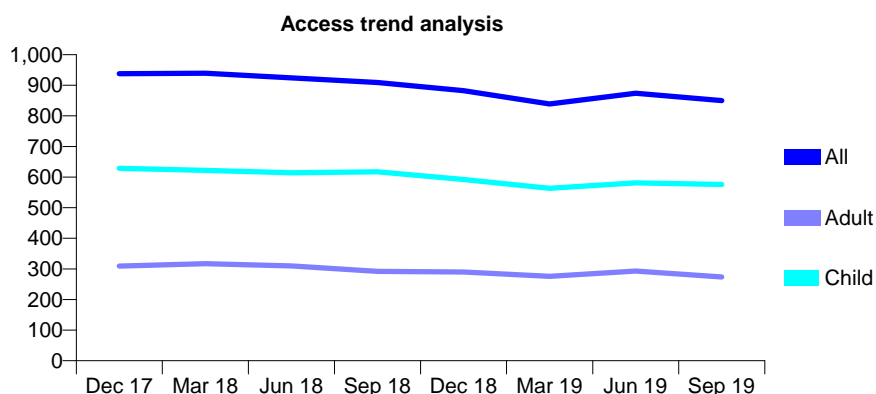
Q56 - Vital Signs At a Glance Contract Report for 636096/0001 - September 2019

Name or company name	MR SG NICOLL
Contract type name	GDS Contract
Purpose of contract	General
Contract start date	01/04/2006
Contract end date	

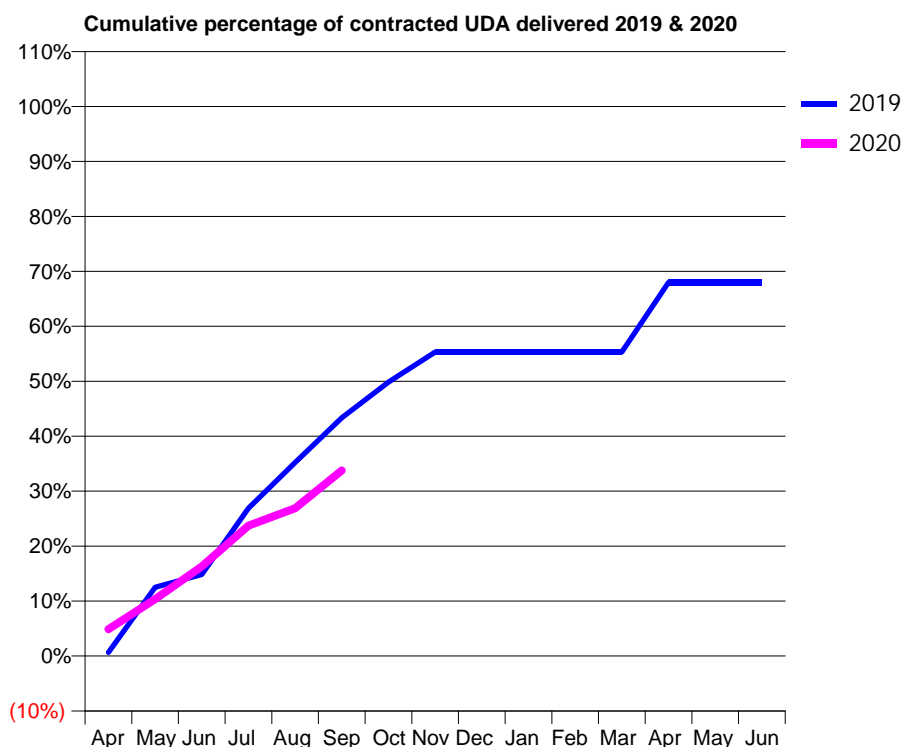
19/20 Contracted general activity (UDA)	1,800
Carry forward general activity (UDA)	0
19/20 Contracted orthodontic activity (UOA)	0
Carry forward orthodontic activity (UOA)	0
Baseline contract value	£51,253.14

ACCESS*

Patients seen in 24 months	Total	Change since previous quarter
Quarter ending September 2018	909	
Quarter ending December 2018	882	↓
Quarter ending March 2019	839	↓
Quarter ending June 2019	874	↑
Quarter ending September 2019	850	↓
Variance since September 2018	(6.5%)	↓



ACTIVITY



Month	Adjusted Scheduled Activity (UDA)	
	2019	2020
April	12	88
May	225	186
June	267	293
July	484	427
August	634	484
September	780	608
October	897	
November	996	
December	996	
January	996	
February	996	
March	996	
April	1,224	
May	1,224	
June	1,224	

QUALITY

	Quantity	Base Number	Contract	AT	Region	England
% of FP17s for the same patient ID Re-attending within 3 months - Children	35	694	5.0%	10.2%	11.3%	11.5%
% of FP17s for the same patient ID Re-attending within 3 months - Adults	8	181	4.4%	13.5%	14.7%	15.4%
% of FP17s for the same patient ID Re-attending between 3 & 9 months - Children	437	694	63.0%	60.8%	60.8%	59.7%
% of FP17s for the same patient ID Re-attending between 3 & 9 months - Adults	95	181	52.5%	50.2%	52.8%	51.7%
% of FP17s for Band 1 Urgent Courses	5	454	1.1%	9.2%	8.2%	9.2%
% of FP17s Relating to Free Repair or Replacements	0	454	0.0%	0.7%	0.7%	0.7%
% of FP17s Relating to Continuations	0	454	0.0%	0.8%	0.8%	0.8%
% of Patients satisfied with the dentistry they have received	0	0	N/A	93.2%	93.2%	93.5%
% of Patients satisfied with the time they had to wait for an appointment	0	0	N/A	86.3%	88.5%	87.4%

* This is based on patients treated on this contract for their most recent course of treatment. Figures in italics indicate the base number of FP17s or Patient Questionnaire responses are less than 100. N/A is shown where the base number of responses is less than 10 during the period. % is calculated as Quantity/Base number*100

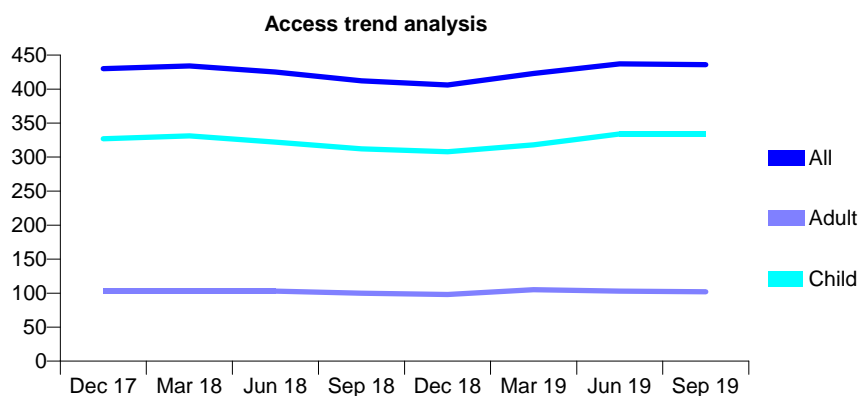
Q56 - Vital Signs At a Glance Contract Report for 639214/0001 - September 2019

Name or company name	MISS CA NEVILLE
Contract type name	GDS Contract
Purpose of contract	General
Contract start date	01/04/2006
Contract end date	

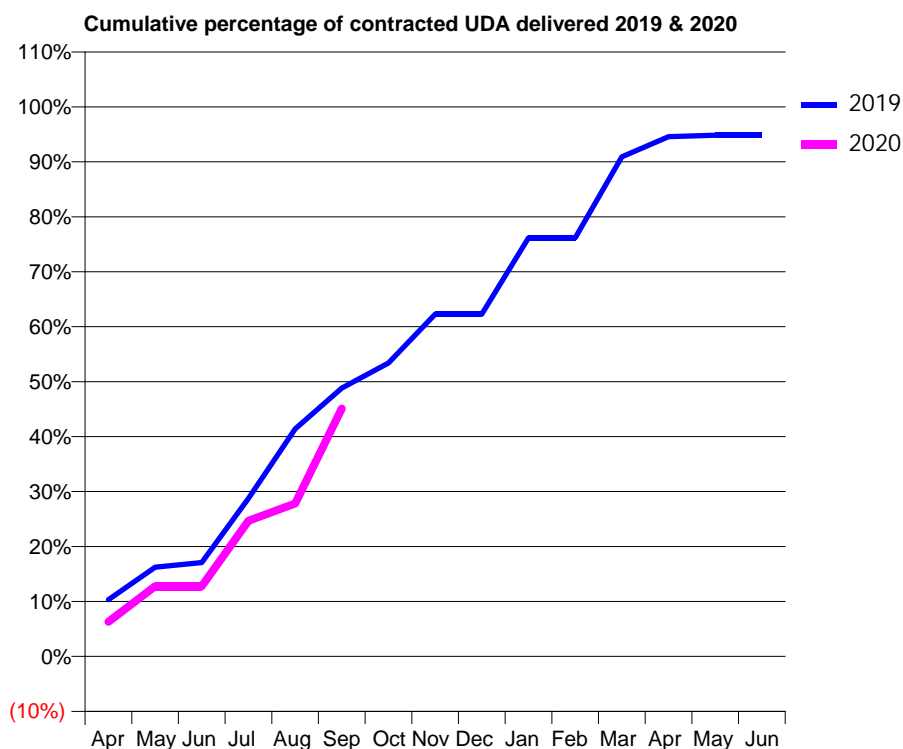
19/20 Contracted general activity (UDA)	865
Carry forward general activity (UDA)	0
19/20 Contracted orthodontic activity (UOA)	0
Carry forward orthodontic activity (UOA)	0
Baseline contract value	£21,724.75

ACCESS*

Patients seen in 24 months	Total	Change since previous quarter
Quarter ending September 2018	412	
Quarter ending December 2018	406	↓
Quarter ending March 2019	423	↑
Quarter ending June 2019	437	↑
Quarter ending September 2019	436	→
Variance since September 2018	5.8%	↑



ACTIVITY



Month	Adjusted Scheduled Activity (UDA)	
	2019	2020
April	89	54
May	141	111
June	148	111
July	249	214
August	358	241
September	422	390
October	462	
November	539	
December	539	
January	659	
February	659	
March	786	
April	818	
May	820	
June	820	

QUALITY

	Quantity	Base Number	Contract	AT	Region	England
% of FP17s for the same patient ID Re-attending within 3 months - Children	6	270	2.2%	10.2%	11.3%	11.5%
% of FP17s for the same patient ID Re-attending within 3 months - Adults	3	51	5.9%	13.5%	14.7%	15.4%
% of FP17s for the same patient ID Re-attending between 3 & 9 months - Children	175	270	64.8%	60.8%	60.8%	59.7%
% of FP17s for the same patient ID Re-attending between 3 & 9 months - Adults	24	51	47.1%	50.2%	52.8%	51.7%
% of FP17s for Band 1 Urgent Courses	6	304	2.0%	9.2%	8.2%	9.2%
% of FP17s Relating to Free Repair or Replacements	0	304	0.0%	0.7%	0.7%	0.7%
% of FP17s Relating to Continuations	0	304	0.0%	0.8%	0.8%	0.8%
% of Patients satisfied with the dentistry they have received	0	0	N/A	93.2%	93.2%	93.5%
% of Patients satisfied with the time they had to wait for an appointment	0	0	N/A	86.3%	88.5%	87.4%

* This is based on patients treated on this contract for their most recent course of treatment. Figures in italics indicate the base number of FP17s or Patient Questionnaire responses are less than 100. N/A is shown where the base number of responses is less than 10 during the period. % is calculated as Quantity/Base number*100

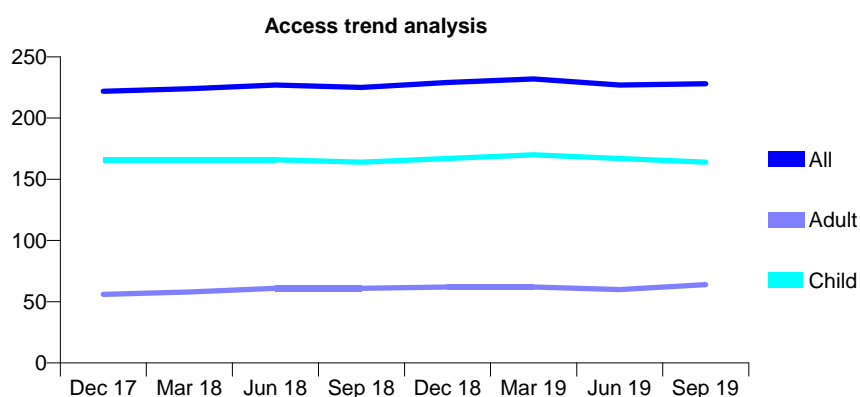
Q56 - Vital Signs At a Glance Contract Report for 644072/0001 - September 2019

Name or company name	MR A BROWN
Contract type name	GDS Contract
Purpose of contract	General
Contract start date	01/06/2014
Contract end date	

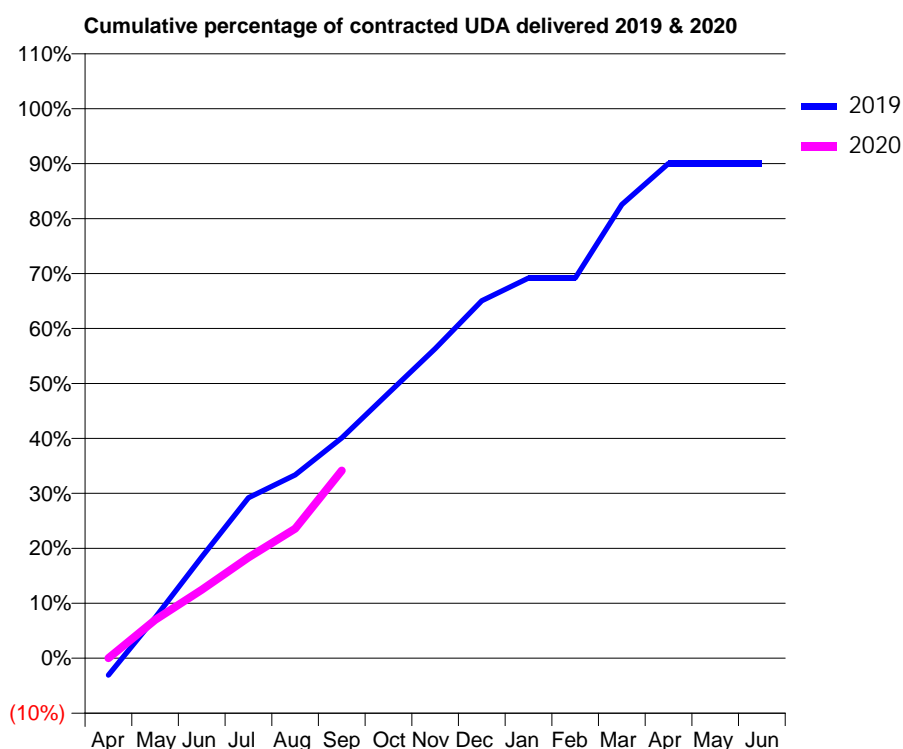
19/20 Contracted general activity (UDA)	550
Carry forward general activity (UDA)	0
19/20 Contracted orthodontic activity (UOA)	0
Carry forward orthodontic activity (UOA)	0
Baseline contract value	£11,512.02

ACCESS*

Patients seen in 24 months	Total	Change since previous quarter
Quarter ending September 2018	225	
Quarter ending December 2018	229	→
Quarter ending March 2019	232	→
Quarter ending June 2019	227	↓
Quarter ending September 2019	228	→
Variance since September 2018	1.3%	→



ACTIVITY



Month	2019	2020
April	-17	0
May	41	38
June	101	69
July	161	101
August	183	130
September	220	188
October	265	
November	310	
December	358	
January	380	
February	380	
March	454	
April	495	
May	495	
June	495	

QUALITY

	Quantity	Base Number	Contract	AT	Region	England
% of FP17s for the same patient ID Re-attending within 3 months - Children	10	162	6.2%	10.2%	11.3%	11.5%
% of FP17s for the same patient ID Re-attending within 3 months - Adults	3	27	11.1%	13.5%	14.7%	15.4%
% of FP17s for the same patient ID Re-attending between 3 & 9 months - Children	129	162	79.6%	60.8%	60.8%	59.7%
% of FP17s for the same patient ID Re-attending between 3 & 9 months - Adults	20	27	74.1%	50.2%	52.8%	51.7%
% of FP17s for Band 1 Urgent Courses	10	156	6.4%	9.2%	8.2%	9.2%
% of FP17s Relating to Free Repair or Replacements	0	156	0.0%	0.7%	0.7%	0.7%
% of FP17s Relating to Continuations	0	156	0.0%	0.8%	0.8%	0.8%
% of Patients satisfied with the dentistry they have received	0	0	N/A	93.2%	93.2%	93.5%
% of Patients satisfied with the time they had to wait for an appointment	0	0	N/A	86.3%	88.5%	87.4%

* This is based on patients treated on this contract for their most recent course of treatment.

Figures in italics indicate the base number of FP17s or Patient Questionnaire responses are less than 100. N/A is shown where the base number of responses is less than 10 during the period. % is calculated as Quantity/Base number*100

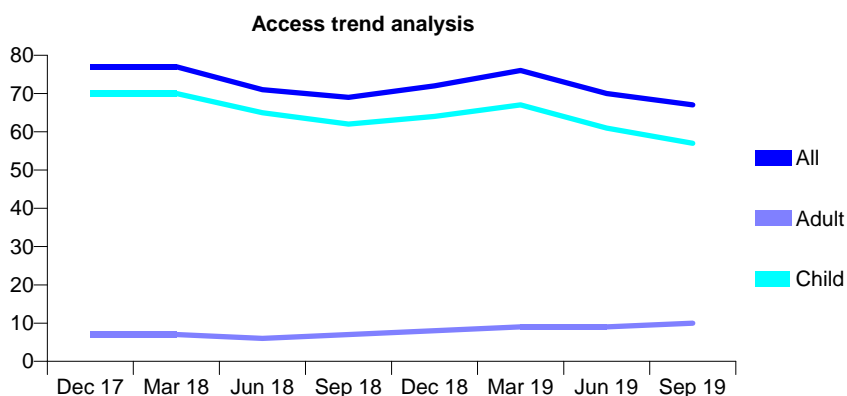
Q56 - Vital Signs At a Glance Contract Report for 64420/0001 - September 2019

Name or company name	MRS JM BELSHAM
Contract type name	GDS Contract
Purpose of contract	General
Contract start date	01/04/2006
Contract end date	

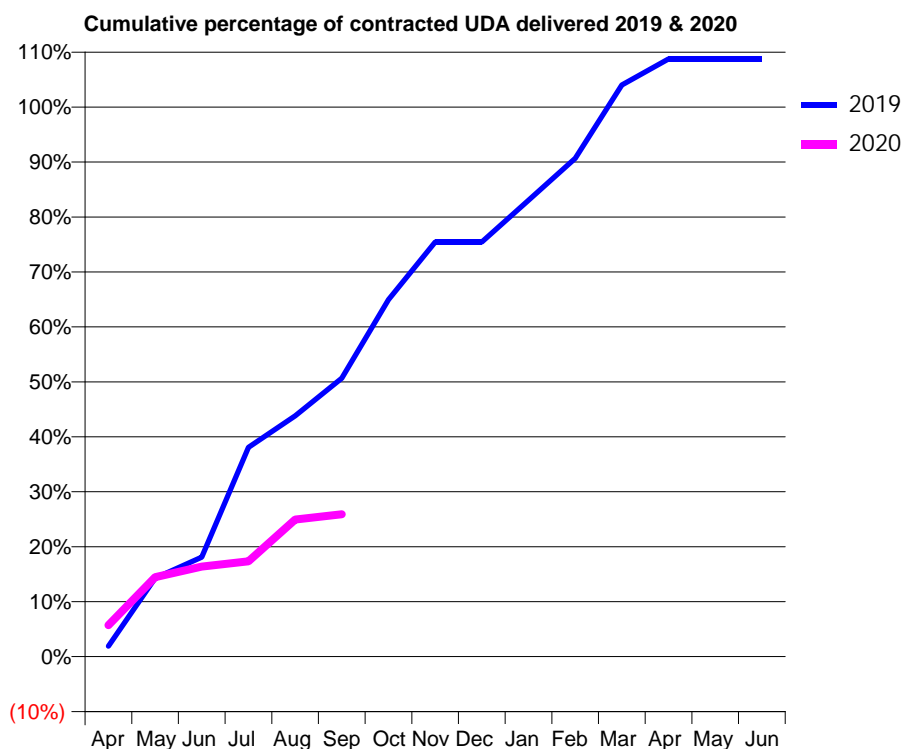
19/20 Contracted general activity (UDA)	105
Carry forward general activity (UDA)	-2
19/20 Contracted orthodontic activity (UOA)	0
Carry forward orthodontic activity (UOA)	0
Baseline contract value	£1,925.26

ACCESS*

Patients seen in 24 months	Total	Change since previous quarter
Quarter ending September 2018	69	
Quarter ending December 2018	72	↑
Quarter ending March 2019	76	↑
Quarter ending June 2019	70	↓
Quarter ending September 2019	67	↓
Variance since September 2018	(2.9%)	↓



ACTIVITY



Month	Adjusted Scheduled Activity (UDA)	
	2019	2020
April	2	6
May	15	15
June	19	17
July	40	18
August	46	26
September	53	27
October	68	
November	79	
December	79	
January	87	
February	95	
March	109	
April	114	
May	114	
June	114	

QUALITY

	Quantity	Base Number	Contract	AT	Region	England
% of FP17s for the same patient ID Re-attending within 3 months - Children	1	21	4.8%	10.2%	11.3%	11.5%
% of FP17s for the same patient ID Re-attending within 3 months - Adults	0	3	0.0%	13.5%	14.7%	15.4%
% of FP17s for the same patient ID Re-attending between 3 & 9 months - Children	9	21	42.9%	60.8%	60.8%	59.7%
% of FP17s for the same patient ID Re-attending between 3 & 9 months - Adults	1	3	33.3%	50.2%	52.8%	51.7%
% of FP17s for Band 1 Urgent Courses	1	21	4.8%	9.2%	8.2%	9.2%
% of FP17s Relating to Free Repair or Replacements	0	21	0.0%	0.7%	0.7%	0.7%
% of FP17s Relating to Continuations	0	21	0.0%	0.8%	0.8%	0.8%
% of Patients satisfied with the dentistry they have received	0	0	N/A	93.2%	93.2%	93.5%
% of Patients satisfied with the time they had to wait for an appointment	0	0	N/A	86.3%	88.5%	87.4%

* This is based on patients treated on this contract for their most recent course of treatment. Figures in italics indicate the base number of FP17s or Patient Questionnaire responses are less than 100. N/A is shown where the base number of responses is less than 10 during the period. % is calculated as Quantity/Base number*100

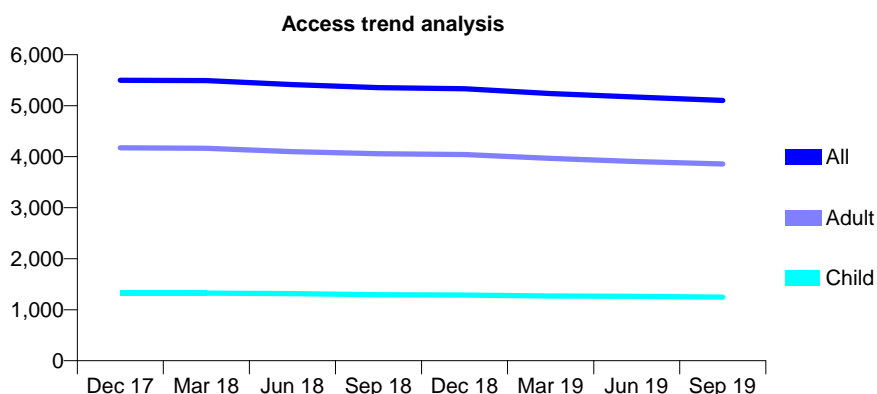
Q56 - Vital Signs At a Glance Contract Report for 644668/0001 - September 2019

Name or company name	MRS JM GEANEY
Contract type name	GDS Contract
Purpose of contract	General
Contract start date	01/04/2006
Contract end date	

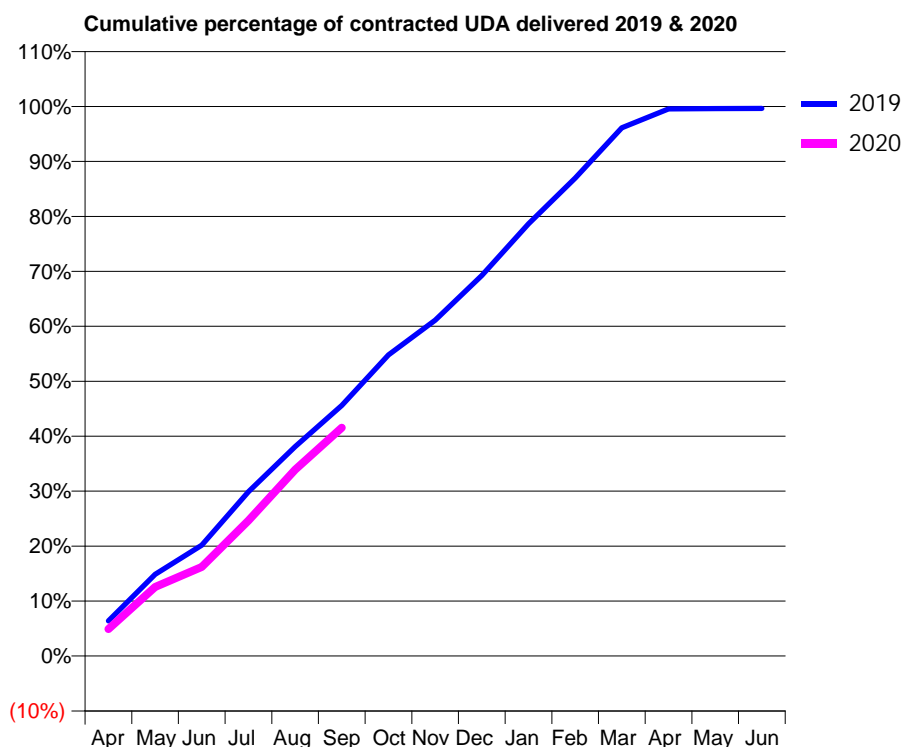
19/20 Contracted general activity (UDA)	11,118
Carry forward general activity (UDA)	41
19/20 Contracted orthodontic activity (UOA)	0
Carry forward orthodontic activity (UOA)	0
Baseline contract value	£258,825.05

ACCESS*

Patients seen in 24 months	Total	Change since previous quarter
Quarter ending September 2018	5,354	
Quarter ending December 2018	5,331	→
Quarter ending March 2019	5,238	↓
Quarter ending June 2019	5,167	↓
Quarter ending September 2019	5,102	↓
Variance since September 2018	(4.7%)	↓



ACTIVITY



Month	Adjusted Scheduled Activity (UDA)	
	2019	2020
April	711	545
May	1,654	1,399
June	2,244	1,800
July	3,324	2,739
August	4,236	3,771
September	5,067	4,617
October	6,090	
November	6,795	
December	7,698	
January	8,742	
February	9,669	
March	10,685	
April	11,070	
May	11,073	
June	11,077	

QUALITY

	Quantity	Base Number	Contract	AT	Region	England
% of FP17s for the same patient ID Re-attending within 3 months - Children	49	1,055	4.6%	10.2%	11.3%	11.5%
% of FP17s for the same patient ID Re-attending within 3 months - Adults	318	2,591	12.3%	13.5%	14.7%	15.4%
% of FP17s for the same patient ID Re-attending between 3 & 9 months - Children	789	1,055	74.8%	60.8%	60.8%	59.7%
% of FP17s for the same patient ID Re-attending between 3 & 9 months - Adults	1,301	2,591	50.2%	50.2%	52.8%	51.7%
% of FP17s for Band 1 Urgent Courses	172	2,787	6.2%	9.2%	8.2%	9.2%
% of FP17s Relating to Free Repair or Replacements	40	2,787	1.4%	0.7%	0.7%	0.7%
% of FP17s Relating to Continuations	14	2,787	0.5%	0.8%	0.8%	0.8%
% of Patients satisfied with the dentistry they have received	3	3	N/A	93.2%	93.2%	93.5%
% of Patients satisfied with the time they had to wait for an appointment	3	3	N/A	86.3%	88.5%	87.4%

* This is based on patients treated on this contract for their most recent course of treatment. Figures in italics indicate the base number of FP17s or Patient Questionnaire responses are less than 100. N/A is shown where the base number of responses is less than 10 during the period. % is calculated as Quantity/Base number*100

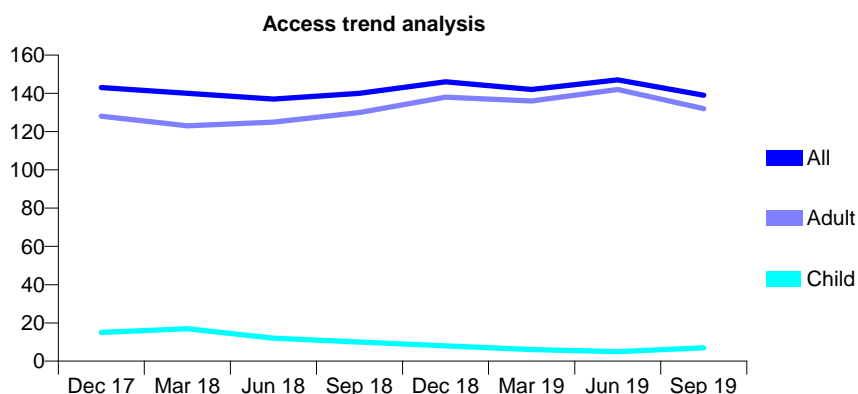
Q56 - Vital Signs At a Glance Contract Report for 648558/0001 - September 2019

Name or company name	MISS K RUSTAGE
Contract type name	GDS Contract
Purpose of contract	General
Contract start date	01/04/2006
Contract end date	

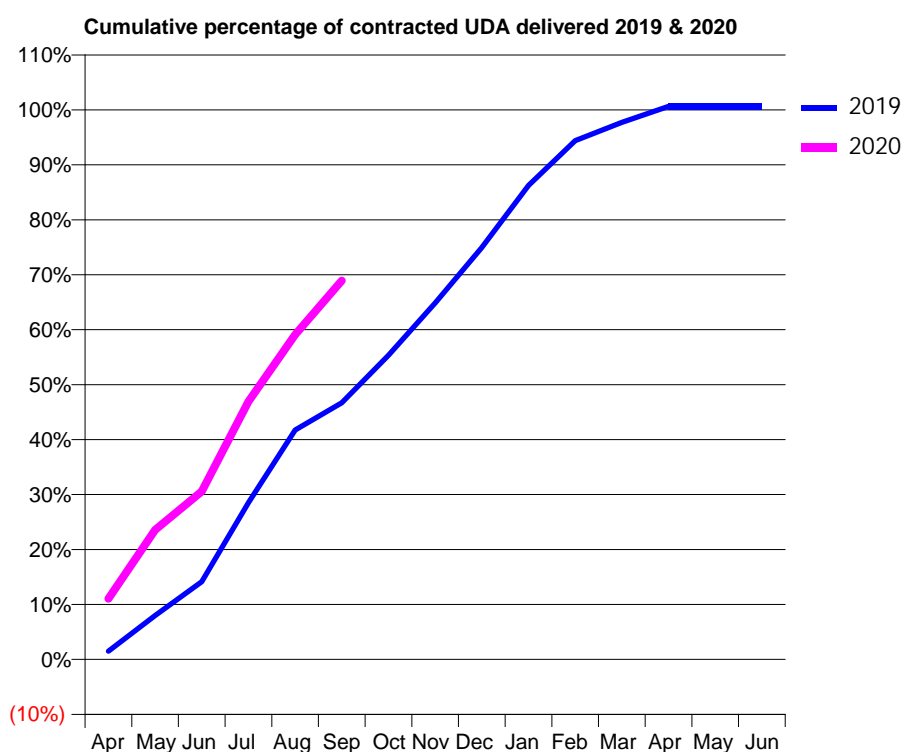
19/20 Contracted general activity (UDA)	1,414
Carry forward general activity (UDA)	-9
19/20 Contracted orthodontic activity (UOA)	0
Carry forward orthodontic activity (UOA)	0
Baseline contract value	£45,537.38

ACCESS*

Patients seen in 24 months	Total	Change since previous quarter
Quarter ending September 2018	140	
Quarter ending December 2018	146	↑
Quarter ending March 2019	142	↓
Quarter ending June 2019	147	↑
Quarter ending September 2019	139	↓
Variance since September 2018	(0.7%)	→



ACTIVITY



Month	2019	2020
April	21	156
May	113	333
June	200	432
July	403	664
August	590	836
September	660	975
October	782	
November	917	
December	1,060	
January	1,220	
February	1,335	
March	1,382	
April	1,423	
May	1,423	
June	1,423	

QUALITY

	Quantity	Base Number	Contract	AT	Region	England
% of FP17s for the same patient ID Re-attending within 3 months - Children	0	39	0.0%	10.2%	11.3%	11.5%
% of FP17s for the same patient ID Re-attending within 3 months - Adults	2	349	0.6%	13.5%	14.7%	15.4%
% of FP17s for the same patient ID Re-attending between 3 & 9 months - Children	0	39	0.0%	60.8%	60.8%	59.7%
% of FP17s for the same patient ID Re-attending between 3 & 9 months - Adults	3	349	0.9%	50.2%	52.8%	51.7%
% of FP17s for Band 1 Urgent Courses	4	371	1.1%	9.2%	8.2%	9.2%
% of FP17s Relating to Free Repair or Replacements	0	371	0.0%	0.7%	0.7%	0.7%
% of FP17s Relating to Continuations	0	371	0.0%	0.8%	0.8%	0.8%
% of Patients satisfied with the dentistry they have received	0	0	N/A	93.2%	93.2%	93.5%
% of Patients satisfied with the time they had to wait for an appointment	0	0	N/A	86.3%	88.5%	87.4%

* This is based on patients treated on this contract for their most recent course of treatment. Figures in italics indicate the base number of FP17s or Patient Questionnaire responses are less than 100. N/A is shown where the base number of responses is less than 10 during the period. % is calculated as Quantity/Base number*100

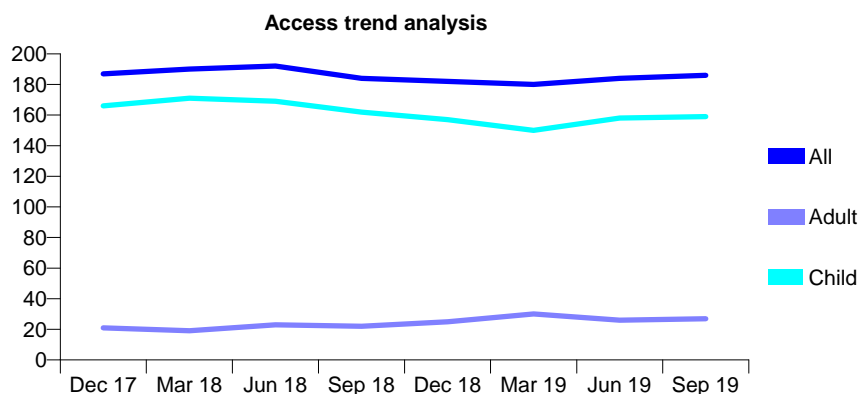
Q56 - Vital Signs At a Glance Contract Report for 657409/0001 - September 2019

Name or company name	MR JS FROST
Contract type name	GDS Contract
Purpose of contract	General
Contract start date	01/04/2006
Contract end date	

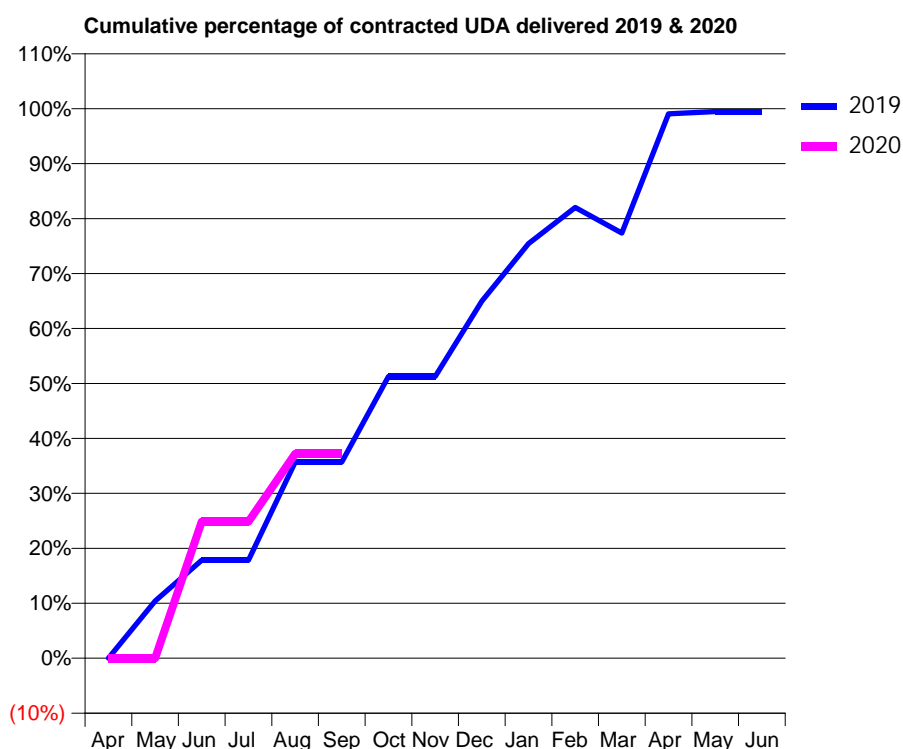
19/20 Contracted general activity (UDA)	259
Carry forward general activity (UDA)	1
19/20 Contracted orthodontic activity (UOA)	0
Carry forward orthodontic activity (UOA)	0
Baseline contract value	£6,121.46

ACCESS*

Patients seen in 24 months	Total	Change since previous quarter
Quarter ending September 2018	184	
Quarter ending December 2018	182	↓
Quarter ending March 2019	180	↓
Quarter ending June 2019	184	↑
Quarter ending September 2019	186	→
Variance since September 2018	1.1%	→



ACTIVITY



Month	2019	2020
April	0	0
May	27	0
June	46	64
July	46	64
August	92	96
September	92	96
October	133	
November	133	
December	168	
January	195	
February	212	
March	200	
April	257	
May	258	
June	258	

QUALITY

	Quantity	Base Number	Contract	AT	Region	England
% of FP17s for the same patient ID Re-attending within 3 months - Children	13	126	10.3%	10.2%	11.3%	11.5%
% of FP17s for the same patient ID Re-attending within 3 months - Adults	2	8	25.0%	13.5%	14.7%	15.4%
% of FP17s for the same patient ID Re-attending between 3 & 9 months - Children	73	126	57.9%	60.8%	60.8%	59.7%
% of FP17s for the same patient ID Re-attending between 3 & 9 months - Adults	3	8	37.5%	50.2%	52.8%	51.7%
% of FP17s for Band 1 Urgent Courses	2	87	2.3%	9.2%	8.2%	9.2%
% of FP17s Relating to Free Repair or Replacements	0	87	0.0%	0.7%	0.7%	0.7%
% of FP17s Relating to Continuations	0	87	0.0%	0.8%	0.8%	0.8%
% of Patients satisfied with the dentistry they have received	0	0	N/A	93.2%	93.2%	93.5%
% of Patients satisfied with the time they had to wait for an appointment	0	0	N/A	86.3%	88.5%	87.4%

* This is based on patients treated on this contract for their most recent course of treatment. Figures in italics indicate the base number of FP17s or Patient Questionnaire responses are less than 100. N/A is shown where the base number of responses is less than 10 during the period. % is calculated as Quantity/Base number*100

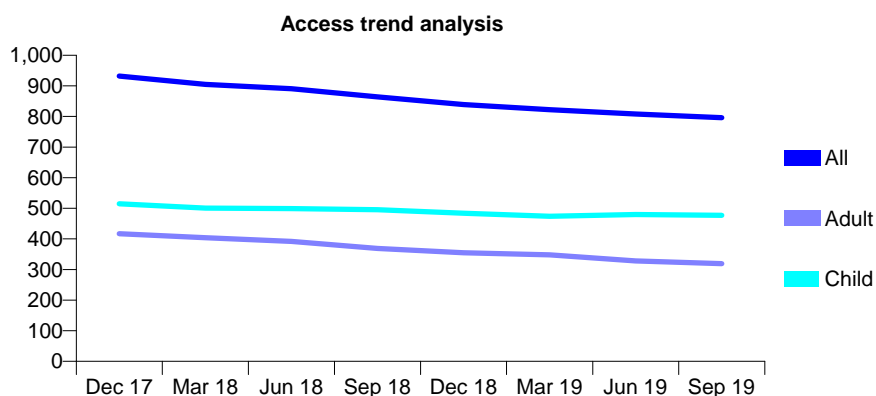
Q56 - Vital Signs At a Glance Contract Report for 657719/0001 - September 2019

Name or company name	Brooklyn House
Contract type name	GDS Contract
Purpose of contract	General
Contract start date	01/04/2006
Contract end date	

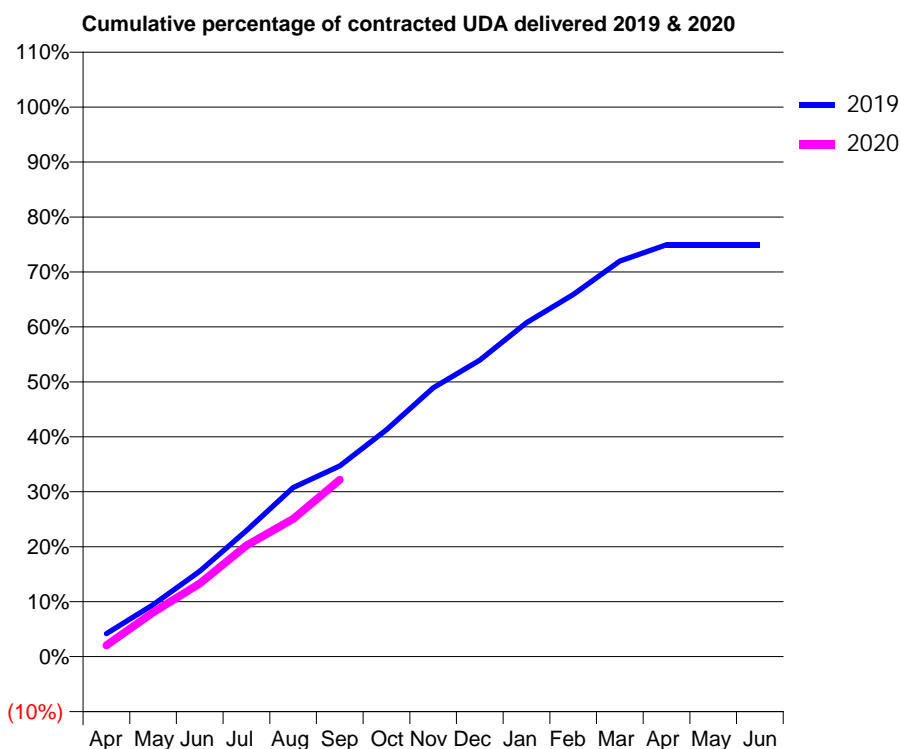
19/20 Contracted general activity (UDA)	3,200
Carry forward general activity (UDA)	0
19/20 Contracted orthodontic activity (UOA)	0
Carry forward orthodontic activity (UOA)	0
Baseline contract value	£85,970.49

ACCESS*

Patients seen in 24 months	Total	Change since previous quarter
Quarter ending September 2018	864	
Quarter ending December 2018	839	↓
Quarter ending March 2019	822	↓
Quarter ending June 2019	808	↓
Quarter ending September 2019	796	↓
Variance since September 2018	(7.9%)	↓



ACTIVITY



Month	Adjusted Scheduled Activity (UDA)	
	2019	2020
April	134	66
May	302	258
June	498	426
July	734	648
August	985	802
September	1,111	1,029
October	1,321	
November	1,565	
December	1,727	
January	1,944	
February	2,109	
March	2,303	
April	2,398	
May	2,398	
June	2,398	

QUALITY

	Quantity	Base Number	Contract	AT	Region	England
% of FP17s for the same patient ID Re-attending within 3 months - Children	18	362	5.0%	10.2%	11.3%	11.5%
% of FP17s for the same patient ID Re-attending within 3 months - Adults	44	208	21.2%	13.5%	14.7%	15.4%
% of FP17s for the same patient ID Re-attending between 3 & 9 months - Children	244	362	67.4%	60.8%	60.8%	59.7%
% of FP17s for the same patient ID Re-attending between 3 & 9 months - Adults	131	208	63.0%	50.2%	52.8%	51.7%
% of FP17s for Band 1 Urgent Courses	30	538	5.6%	9.2%	8.2%	9.2%
% of FP17s Relating to Free Repair or Replacements	0	538	0.0%	0.7%	0.7%	0.7%
% of FP17s Relating to Continuations	14	538	2.6%	0.8%	0.8%	0.8%
% of Patients satisfied with the dentistry they have received	0	0	N/A	93.2%	93.2%	93.5%
% of Patients satisfied with the time they had to wait for an appointment	0	0	N/A	86.3%	88.5%	87.4%

* This is based on patients treated on this contract for their most recent course of treatment. Figures in italics indicate the base number of FP17s or Patient Questionnaire responses are less than 100. N/A is shown where the base number of responses is less than 10 during the period. % is calculated as Quantity/Base number*100

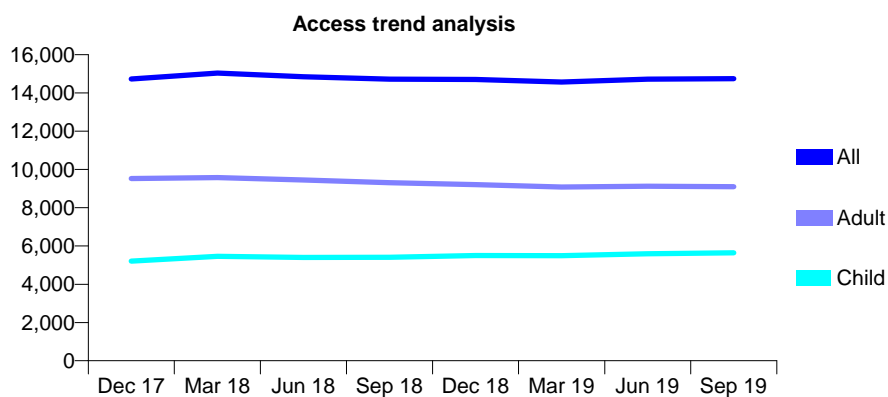
Q56 - Vital Signs At a Glance Contract Report for 659606/0002 - September 2019

Name or company name	MR RM WADHWANI
Contract type name	GDS Contract
Purpose of contract	General
Contract start date	01/04/2006
Contract end date	

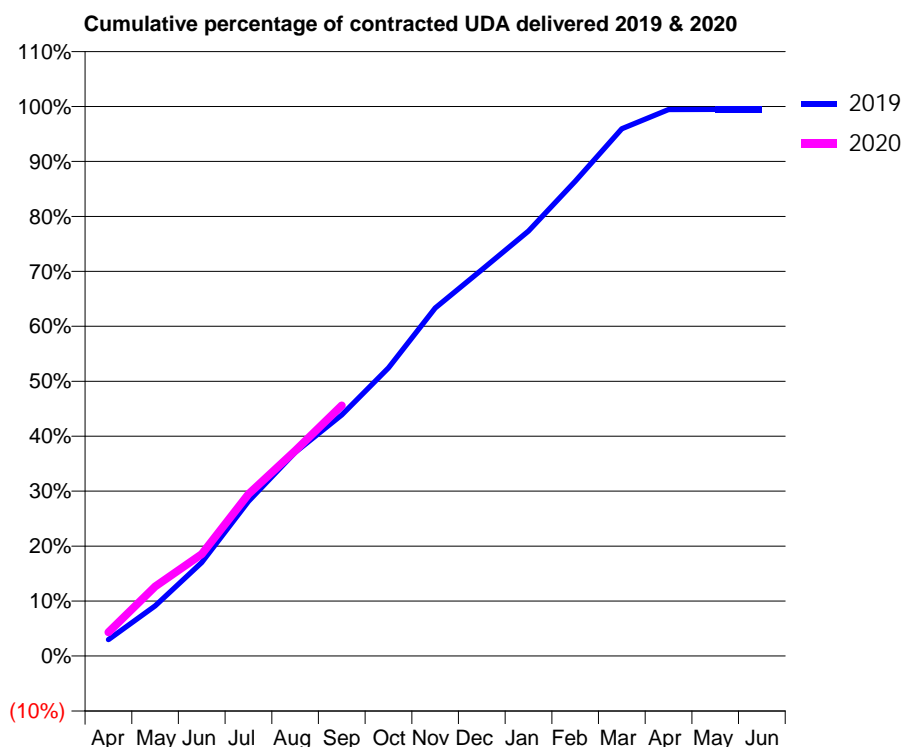
19/20 Contracted general activity (UDA)	32,047
Carry forward general activity (UDA)	176
19/20 Contracted orthodontic activity (UOA)	0
Carry forward orthodontic activity (UOA)	0
Baseline contract value	£945,052.55

ACCESS*

Patients seen in 24 months	Total	Change since previous quarter
Quarter ending September 2018	14,719	
Quarter ending December 2018	14,708	→
Quarter ending March 2019	14,570	→
Quarter ending June 2019	14,721	→
Quarter ending September 2019	14,746	→
Variance since September 2018	0.2%	→



ACTIVITY



Month	Adjusted Scheduled Activity (UDA)	
	2019	2020
April	959	1,388
May	2,928	4,056
June	5,457	5,942
July	9,021	9,446
August	11,883	11,971
September	14,061	14,610
October	16,801	
November	20,296	
December	22,525	
January	24,782	
February	27,686	
March	30,744	
April	31,865	
May	31,875	
June	31,871	

QUALITY

	Quantity	Base Number	Contract	AT	Region	England
% of FP17s for the same patient ID Re-attending within 3 months - Children	439	4,446	9.9%	10.2%	11.3%	11.5%
% of FP17s for the same patient ID Re-attending within 3 months - Adults	779	5,791	13.5%	13.5%	14.7%	15.4%
% of FP17s for the same patient ID Re-attending between 3 & 9 months - Children	2,555	4,446	57.5%	60.8%	60.8%	59.7%
% of FP17s for the same patient ID Re-attending between 3 & 9 months - Adults	2,827	5,791	48.8%	50.2%	52.8%	51.7%
% of FP17s for Band 1 Urgent Courses	625	8,974	7.0%	9.2%	8.2%	9.2%
% of FP17s Relating to Free Repair or Replacements	52	8,974	0.6%	0.7%	0.7%	0.7%
% of FP17s Relating to Continuations	10	8,974	0.1%	0.8%	0.8%	0.8%
% of Patients satisfied with the dentistry they have received	3	5	N/A	93.2%	93.2%	93.5%
% of Patients satisfied with the time they had to wait for an appointment	5	5	N/A	86.3%	88.5%	87.4%

* This is based on patients treated on this contract for their most recent course of treatment. Figures in italics indicate the base number of FP17s or Patient Questionnaire responses are less than 100. N/A is shown where the base number of responses is less than 10 during the period. % is calculated as Quantity/Base number*100

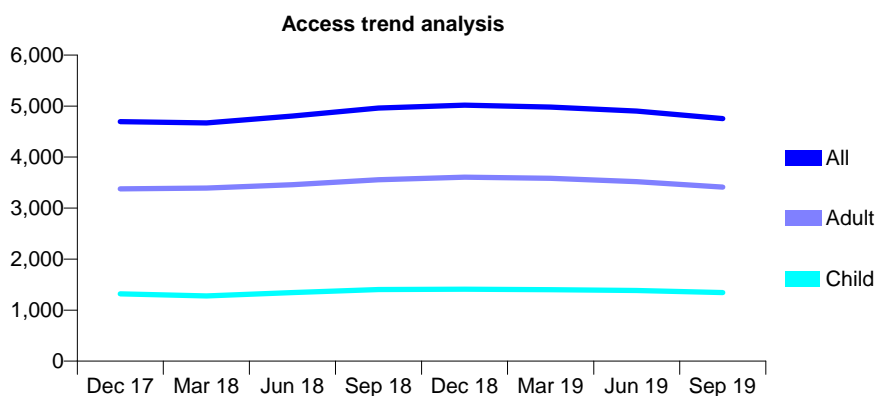
Q56 - Vital Signs At a Glance Contract Report for 659606/0006 - September 2019

Name or company name	MR RM WADHWANI
Contract type name	GDS Contract
Purpose of contract	General
Contract start date	03/12/2007
Contract end date	

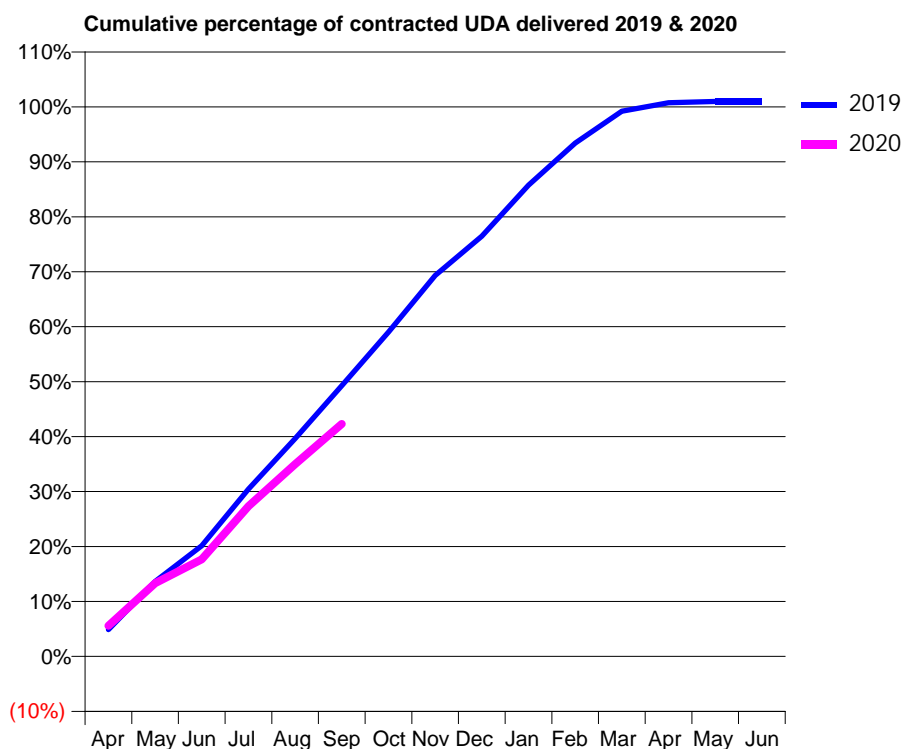
19/20 Contracted general activity (UDA)	10,000
Carry forward general activity (UDA)	-100
19/20 Contracted orthodontic activity (UOA)	0
Carry forward orthodontic activity (UOA)	0
Baseline contract value	£255,358.10

ACCESS*

Patients seen in 24 months	Total	Change since previous quarter
Quarter ending September 2018	4,961	
Quarter ending December 2018	5,017	→
Quarter ending March 2019	4,982	→
Quarter ending June 2019	4,902	↓
Quarter ending September 2019	4,754	↓
Variance since September 2018	(4.2%)	↓



ACTIVITY



Month	2019	2020
April	488	559
May	1,364	1,333
June	2,016	1,764
July	3,044	2,735
August	3,967	3,500
September	4,928	4,231
October	5,900	
November	6,932	
December	7,645	
January	8,576	
February	9,340	
March	9,922	
April	10,075	
May	10,100	
June	10,100	

QUALITY

	Quantity	Base Number	Contract	AT	Region	England
% of FP17s for the same patient ID Re-attending within 3 months - Children	54	874	6.2%	10.2%	11.3%	11.5%
% of FP17s for the same patient ID Re-attending within 3 months - Adults	251	1,920	13.1%	13.5%	14.7%	15.4%
% of FP17s for the same patient ID Re-attending between 3 & 9 months - Children	485	874	55.5%	60.8%	60.8%	59.7%
% of FP17s for the same patient ID Re-attending between 3 & 9 months - Adults	986	1,920	51.4%	50.2%	52.8%	51.7%
% of FP17s for Band 1 Urgent Courses	232	2,673	8.7%	9.2%	8.2%	9.2%
% of FP17s Relating to Free Repair or Replacements	12	2,673	0.4%	0.7%	0.7%	0.7%
% of FP17s Relating to Continuations	16	2,673	0.6%	0.8%	0.8%	0.8%
% of Patients satisfied with the dentistry they have received	2	2	N/A	93.2%	93.2%	93.5%
% of Patients satisfied with the time they had to wait for an appointment	2	2	N/A	86.3%	88.5%	87.4%

* This is based on patients treated on this contract for their most recent course of treatment. Figures in italics indicate the base number of FP17s or Patient Questionnaire responses are less than 100. N/A is shown where the base number of responses is less than 10 during the period. % is calculated as Quantity/Base number*100

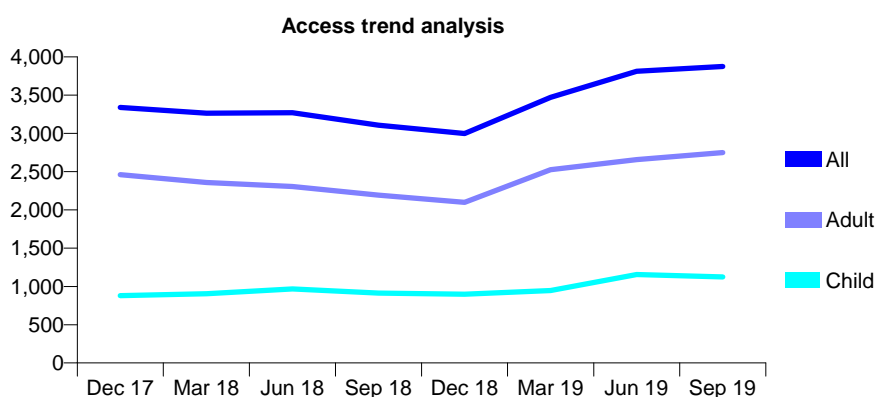
Q56 - Vital Signs At a Glance Contract Report for 664197/0003 - September 2019

Name or company name	Mobeen Ahmed
Contract type name	GDS Contract
Purpose of contract	General
Contract start date	01/04/2006
Contract end date	

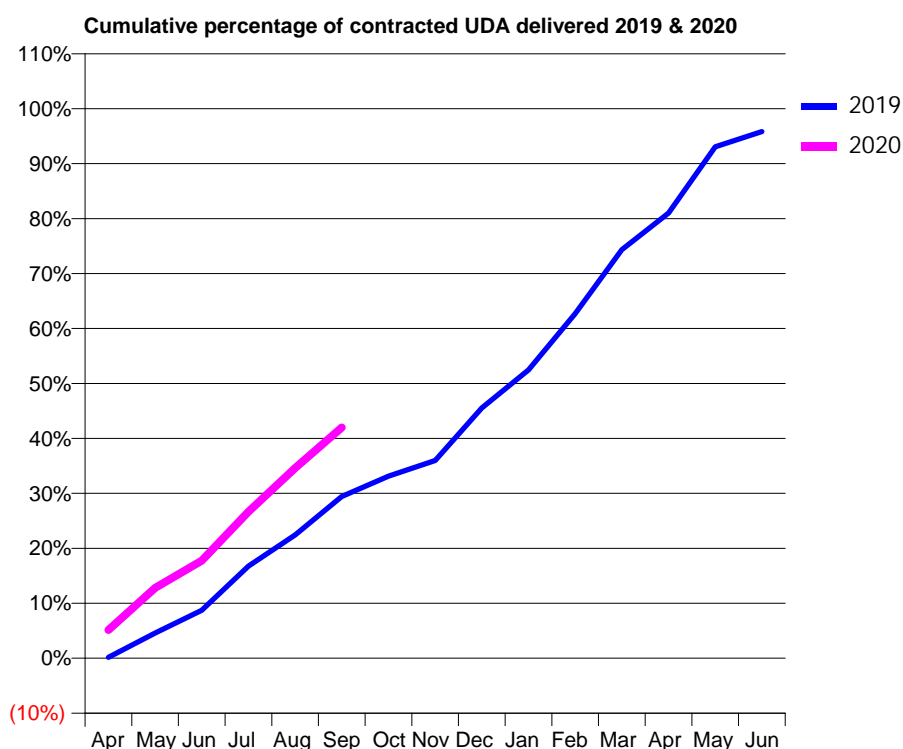
19/20 Contracted general activity (UDA)	10,082
Carry forward general activity (UDA)	0
19/20 Contracted orthodontic activity (UOA)	0
Carry forward orthodontic activity (UOA)	0
Baseline contract value	£262,307.43

ACCESS*

Patients seen in 24 months	Total	Change since previous quarter
Quarter ending September 2018	3,107	
Quarter ending December 2018	2,999	↓
Quarter ending March 2019	3,471	↑
Quarter ending June 2019	3,812	↑
Quarter ending September 2019	3,874	→
Variance since September 2018	24.7%	↑



ACTIVITY



Month	2019	2020
April	15	519
May	463	1,291
June	879	1,790
July	1,689	2,688
August	2,261	3,490
September	2,967	4,230
October	3,341	
November	3,626	
December	4,591	
January	5,291	
February	6,323	
March	7,494	
April	8,167	
May	9,382	
June	9,660	

QUALITY

	Quantity	Base Number	Contract	AT	Region	England
% of FP17s for the same patient ID Re-attending within 3 months - Children	82	1,085	7.6%	10.2%	11.3%	11.5%
% of FP17s for the same patient ID Re-attending within 3 months - Adults	128	1,612	7.9%	13.5%	14.7%	15.4%
% of FP17s for the same patient ID Re-attending between 3 & 9 months - Children	404	1,085	37.2%	60.8%	60.8%	59.7%
% of FP17s for the same patient ID Re-attending between 3 & 9 months - Adults	769	1,612	47.7%	50.2%	52.8%	51.7%
% of FP17s for Band 1 Urgent Courses	67	2,029	3.3%	9.2%	8.2%	9.2%
% of FP17s Relating to Free Repair or Replacements	4	2,029	0.2%	0.7%	0.7%	0.7%
% of FP17s Relating to Continuations	3	2,029	0.1%	0.8%	0.8%	0.8%
% of Patients satisfied with the dentistry they have received	3	3	N/A	93.2%	93.2%	93.5%
% of Patients satisfied with the time they had to wait for an appointment	3	3	N/A	86.3%	88.5%	87.4%

* This is based on patients treated on this contract for their most recent course of treatment.

Figures in italics indicate the base number of FP17s or Patient Questionnaire responses are less than 100. N/A is shown where the base number of responses is less than 10 during the period. % is calculated as Quantity/Base number*100

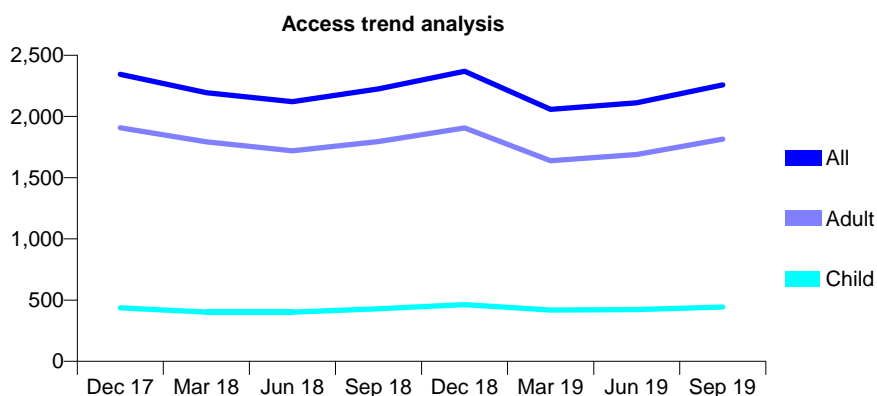
Q56 - Vital Signs At a Glance Contract Report for 673358/0001 - September 2019

Name or company name	MISS SM WEINACHT
Contract type name	GDS Contract
Purpose of contract	General
Contract start date	01/04/2006
Contract end date	

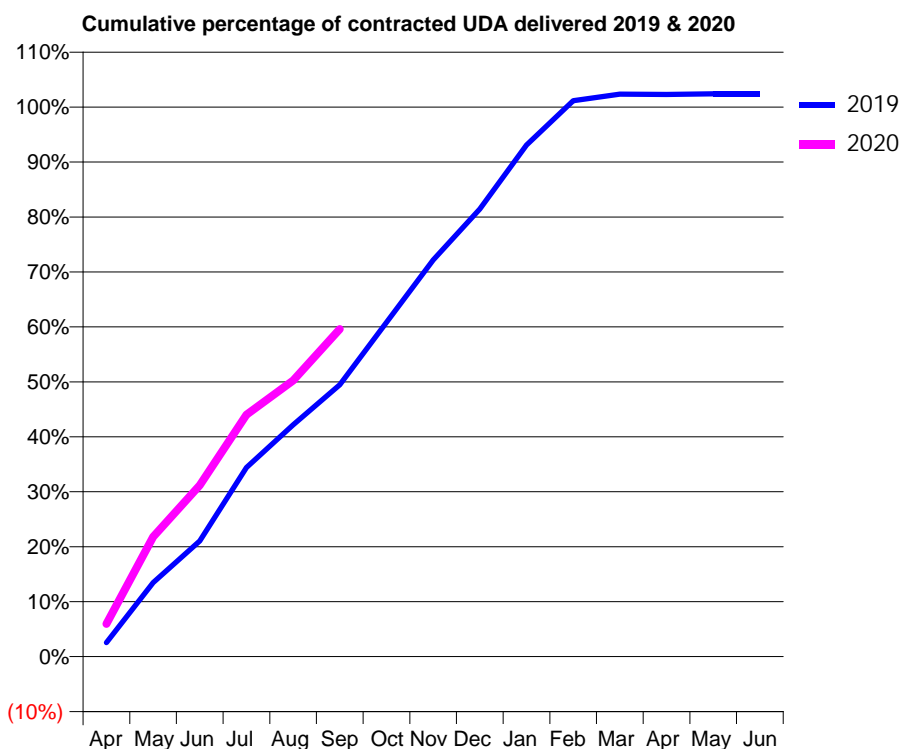
19/20 Contracted general activity (UDA)	6,271
Carry forward general activity (UDA)	-125
19/20 Contracted orthodontic activity (UOA)	0
Carry forward orthodontic activity (UOA)	0
Baseline contract value	£165,999.89

ACCESS*

Patients seen in 24 months	Total	Change since previous quarter
Quarter ending September 2018	2,226	
Quarter ending December 2018	2,370	↑
Quarter ending March 2019	2,058	↓
Quarter ending June 2019	2,112	↑
Quarter ending September 2019	2,259	↑
Variance since September 2018	1.5%	→



ACTIVITY



Month	Adjusted Scheduled Activity (UDA)	
	2019	2020
April	161	373
May	846	1,367
June	1,320	1,954
July	2,159	2,762
August	2,645	3,151
September	3,102	3,737
October	3,815	
November	4,526	
December	5,107	
January	5,838	
February	6,343	
March	6,418	
April	6,415	
May	6,421	
June	6,421	

QUALITY

	Quantity	Base Number	Contract	AT	Region	England
% of FP17s for the same patient ID Re-attending within 3 months - Children	15	373	4.0%	10.2%	11.3%	11.5%
% of FP17s for the same patient ID Re-attending within 3 months - Adults	128	1,416	9.0%	13.5%	14.7%	15.4%
% of FP17s for the same patient ID Re-attending between 3 & 9 months - Children	198	373	53.1%	60.8%	60.8%	59.7%
% of FP17s for the same patient ID Re-attending between 3 & 9 months - Adults	614	1,416	43.4%	50.2%	52.8%	51.7%
% of FP17s for Band 1 Urgent Courses	115	1,786	6.4%	9.2%	8.2%	9.2%
% of FP17s Relating to Free Repair or Replacements	3	1,786	0.2%	0.7%	0.7%	0.7%
% of FP17s Relating to Continuations	14	1,786	0.8%	0.8%	0.8%	0.8%
% of Patients satisfied with the dentistry they have received	7	7	N/A	93.2%	93.2%	93.5%
% of Patients satisfied with the time they had to wait for an appointment	7	7	N/A	86.3%	88.5%	87.4%

* This is based on patients treated on this contract for their most recent course of treatment. Figures in italics indicate the base number of FP17s or Patient Questionnaire responses are less than 100. N/A is shown where the base number of responses is less than 10 during the period. % is calculated as Quantity/Base number*100

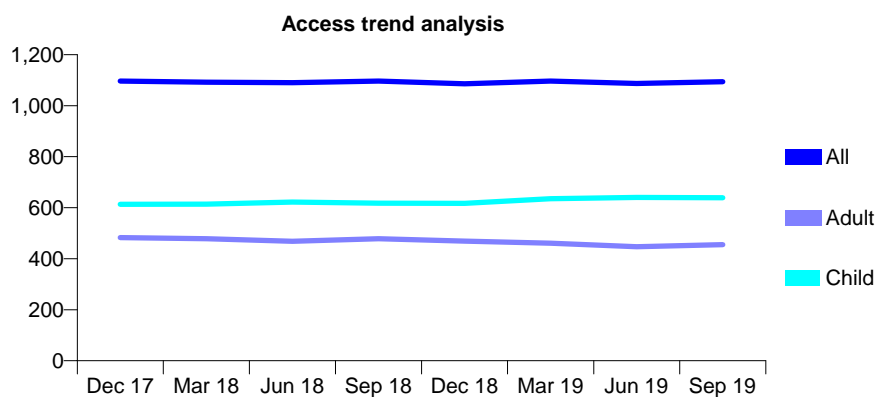
Q56 - Vital Signs At a Glance Contract Report for 676934/0001 - September 2019

Name or company name	Station House Dental Surgery
Contract type name	GDS Contract
Purpose of contract	General
Contract start date	01/04/2006
Contract end date	

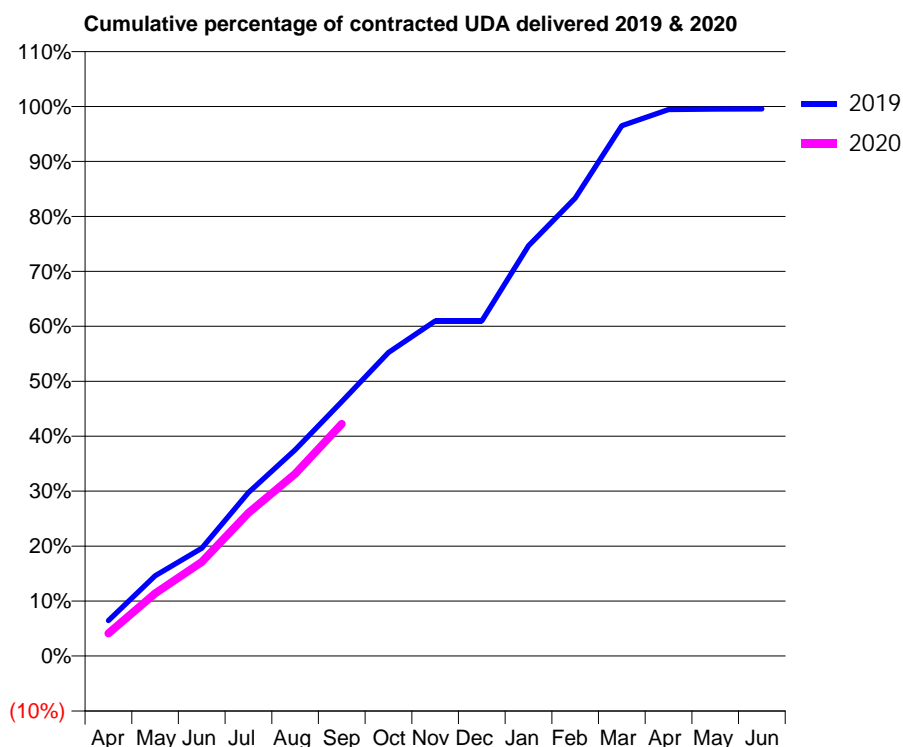
19/20 Contracted general activity (UDA)	3,336
Carry forward general activity (UDA)	15
19/20 Contracted orthodontic activity (UOA)	0
Carry forward orthodontic activity (UOA)	0
Baseline contract value	£79,002.12

ACCESS*

Patients seen in 24 months	Total	Change since previous quarter
Quarter ending September 2018	1,096	
Quarter ending December 2018	1,086	→
Quarter ending March 2019	1,096	→
Quarter ending June 2019	1,087	→
Quarter ending September 2019	1,094	→
Variance since September 2018	(0.2%)	→



ACTIVITY



Month	Adjusted Scheduled Activity (UDA)	
	2019	2020
April	216	138
May	488	380
June	654	571
July	992	869
August	1,252	1,106
September	1,544	1,409
October	1,842	
November	2,034	
December	2,034	
January	2,490	
February	2,781	
March	3,219	
April	3,317	
May	3,320	
June	3,321	

QUALITY

	Quantity	Base Number	Contract	AT	Region	England
% of FP17s for the same patient ID Re-attending within 3 months - Children	61	551	11.1%	10.2%	11.3%	11.5%
% of FP17s for the same patient ID Re-attending within 3 months - Adults	52	286	18.2%	13.5%	14.7%	15.4%
% of FP17s for the same patient ID Re-attending between 3 & 9 months - Children	377	551	68.4%	60.8%	60.8%	59.7%
% of FP17s for the same patient ID Re-attending between 3 & 9 months - Adults	148	286	51.7%	50.2%	52.8%	51.7%
% of FP17s for Band 1 Urgent Courses	52	796	6.5%	9.2%	8.2%	9.2%
% of FP17s Relating to Free Repair or Replacements	0	796	0.0%	0.7%	0.7%	0.7%
% of FP17s Relating to Continuations	0	796	0.0%	0.8%	0.8%	0.8%
% of Patients satisfied with the dentistry they have received	0	0	N/A	93.2%	93.2%	93.5%
% of Patients satisfied with the time they had to wait for an appointment	0	0	N/A	86.3%	88.5%	87.4%

* This is based on patients treated on this contract for their most recent course of treatment. Figures in italics indicate the base number of FP17s or Patient Questionnaire responses are less than 100. N/A is shown where the base number of responses is less than 10 during the period. % is calculated as Quantity/Base number*100

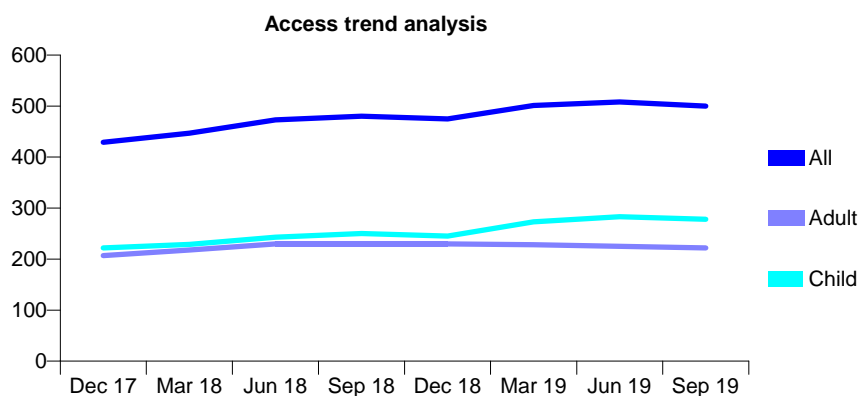
Q56 - Vital Signs At a Glance Contract Report for 729159/0001 - September 2019

Name or company name	MRS AM RAE
Contract type name	GDS Contract
Purpose of contract	General and Orthodontic
Contract start date	01/04/2006
Contract end date	

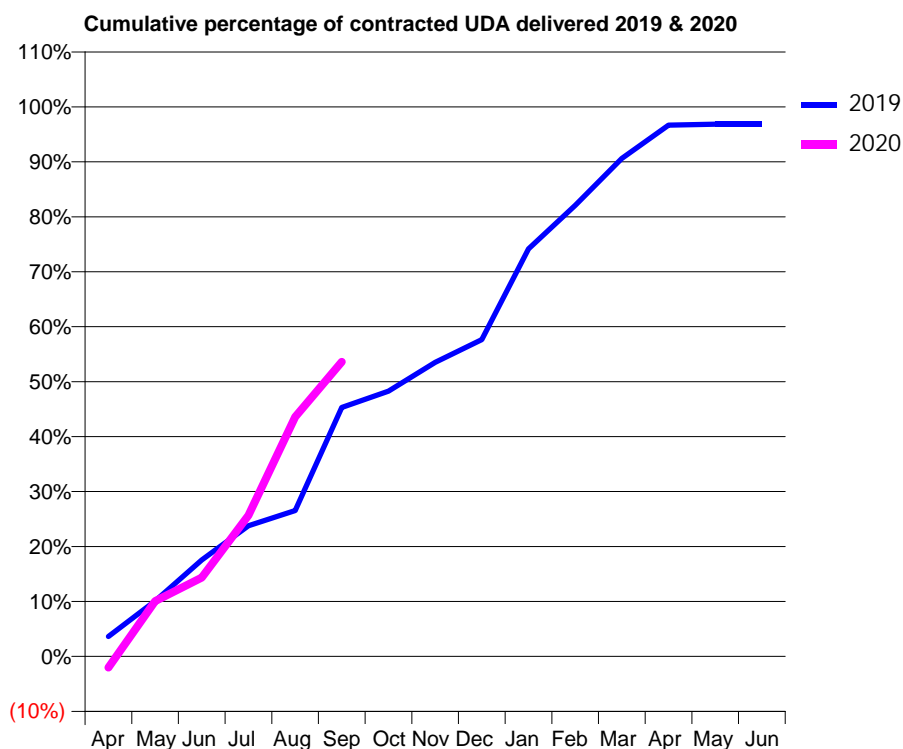
19/20 Contracted general activity (UDA)	612
Carry forward general activity (UDA)	19
19/20 Contracted orthodontic activity (UOA)	709
Carry forward orthodontic activity (UOA)	4
Baseline contract value	£62,631.01

ACCESS*

Patients seen in 24 months	Total	Change since previous quarter
Quarter ending September 2018	480	
Quarter ending December 2018	475	↓
Quarter ending March 2019	501	↑
Quarter ending June 2019	508	→
Quarter ending September 2019	500	↓
Variance since September 2018	4.2%	↑



ACTIVITY



Month	2019	2020
April	22	-13
May	62	62
June	107	88
July	146	157
August	163	267
September	277	328
October	295	
November	328	
December	353	
January	454	
February	502	
March	555	
April	592	
May	593	
June	593	

QUALITY

	Quantity	Base Number	Contract	AT	Region	England
% of FP17s for the same patient ID Re-attending within 3 months - Children	9	237	3.8%	10.2%	11.3%	11.5%
% of FP17s for the same patient ID Re-attending within 3 months - Adults	5	112	4.5%	13.5%	14.7%	15.4%
% of FP17s for the same patient ID Re-attending between 3 & 9 months - Children	91	237	38.4%	60.8%	60.8%	59.7%
% of FP17s for the same patient ID Re-attending between 3 & 9 months - Adults	37	112	33.0%	50.2%	52.8%	51.7%
% of FP17s for Band 1 Urgent Courses	10	270	3.7%	9.2%	8.2%	9.2%
% of FP17s Relating to Free Repair or Replacements	0	270	0.0%	0.7%	0.7%	0.7%
% of FP17s Relating to Continuations	0	270	0.0%	0.8%	0.8%	0.8%
% of Patients satisfied with the dentistry they have received	0	0	N/A	93.2%	93.2%	93.5%
% of Patients satisfied with the time they had to wait for an appointment	0	0	N/A	86.3%	88.5%	87.4%

* This is based on patients treated on this contract for their most recent course of treatment. Figures in italics indicate the base number of FP17s or Patient Questionnaire responses are less than 100. N/A is shown where the base number of responses is less than 10 during the period. % is calculated as Quantity/Base number*100

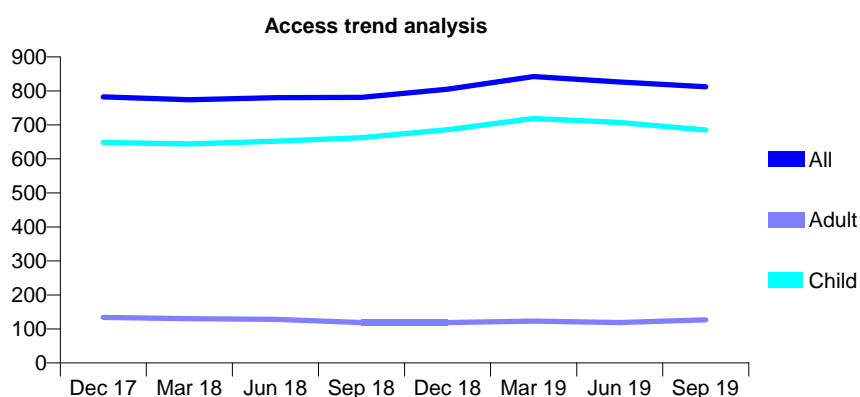
Q56 - Vital Signs At a Glance Contract Report for 731692/0001 - September 2019

Name or company name	MR MC ACKERMAN
Contract type name	GDS Contract
Purpose of contract	General
Contract start date	01/04/2006
Contract end date	

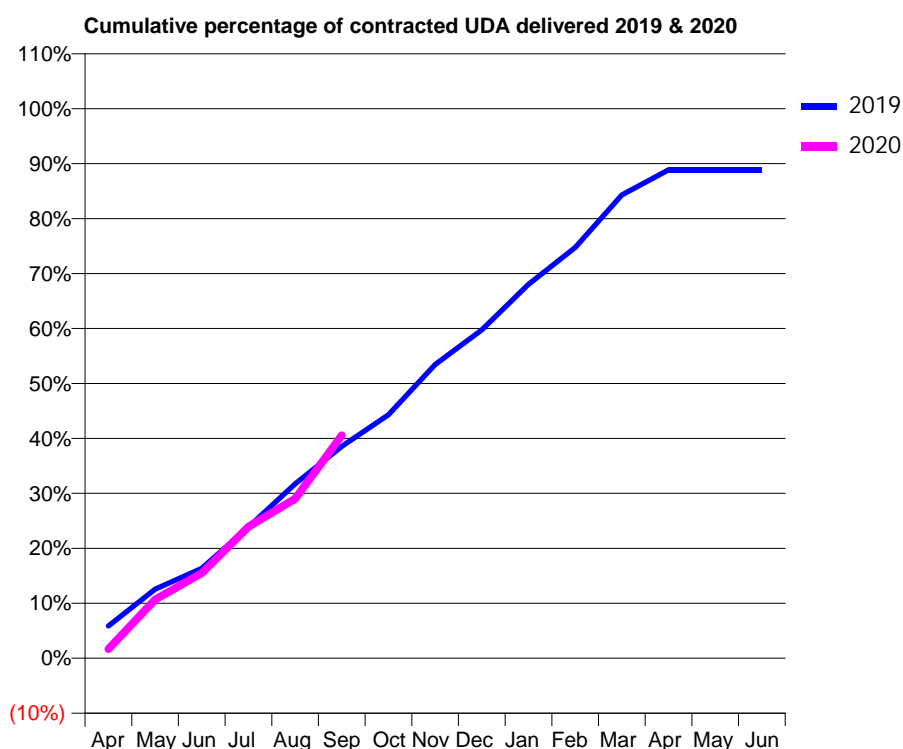
19/20 Contracted general activity (UDA)	1,721
Carry forward general activity (UDA)	0
19/20 Contracted orthodontic activity (UOA)	0
Carry forward orthodontic activity (UOA)	0
Baseline contract value	£36,810.93

ACCESS*

Patients seen in 24 months	Total	Change since previous quarter
Quarter ending September 2018	781	
Quarter ending December 2018	805	↑
Quarter ending March 2019	842	↑
Quarter ending June 2019	826	↓
Quarter ending September 2019	812	↓
Variance since September 2018	4.0%	↑



ACTIVITY



Month	2019	2020
April	101	29
May	216	184
June	282	267
July	411	412
August	546	500
September	664	698
October	762	
November	920	
December	1,028	
January	1,171	
February	1,286	
March	1,451	
April	1,529	
May	1,529	
June	1,529	

QUALITY

	Quantity	Base Number	Contract	AT	Region	England
% of FP17s for the same patient ID Re-attending within 3 months - Children	41	565	7.3%	10.2%	11.3%	11.5%
% of FP17s for the same patient ID Re-attending within 3 months - Adults	6	59	10.2%	13.5%	14.7%	15.4%
% of FP17s for the same patient ID Re-attending between 3 & 9 months - Children	414	565	73.3%	60.8%	60.8%	59.7%
% of FP17s for the same patient ID Re-attending between 3 & 9 months - Adults	42	59	71.2%	50.2%	52.8%	51.7%
% of FP17s for Band 1 Urgent Courses	20	563	3.6%	9.2%	8.2%	9.2%
% of FP17s Relating to Free Repair or Replacements	0	563	0.0%	0.7%	0.7%	0.7%
% of FP17s Relating to Continuations	0	563	0.0%	0.8%	0.8%	0.8%
% of Patients satisfied with the dentistry they have received	0	0	N/A	93.2%	93.2%	93.5%
% of Patients satisfied with the time they had to wait for an appointment	0	0	N/A	86.3%	88.5%	87.4%

* This is based on patients treated on this contract for their most recent course of treatment.

Figures in italics indicate the base number of FP17s or Patient Questionnaire responses are less than 100. N/A is shown where the base number of responses is less than 10 during the period. % is calculated as Quantity/Base number*100

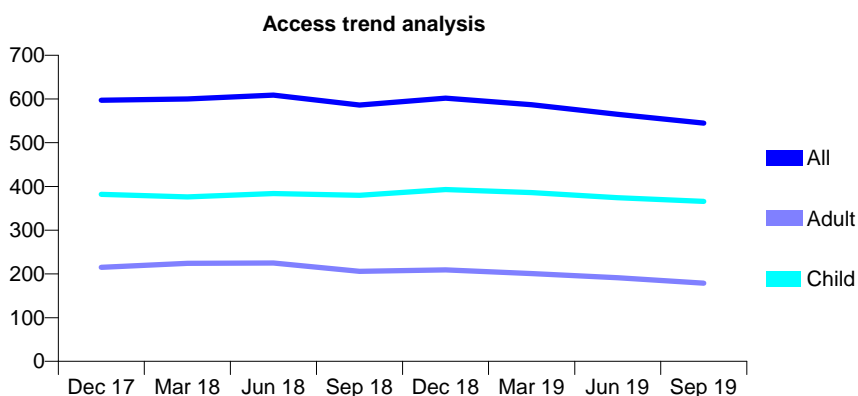
Q56 - Vital Signs At a Glance Contract Report for 732184/0001 - September 2019

Name or company name	Mr T Mullan
Contract type name	GDS Contract
Purpose of contract	General
Contract start date	01/04/2006
Contract end date	

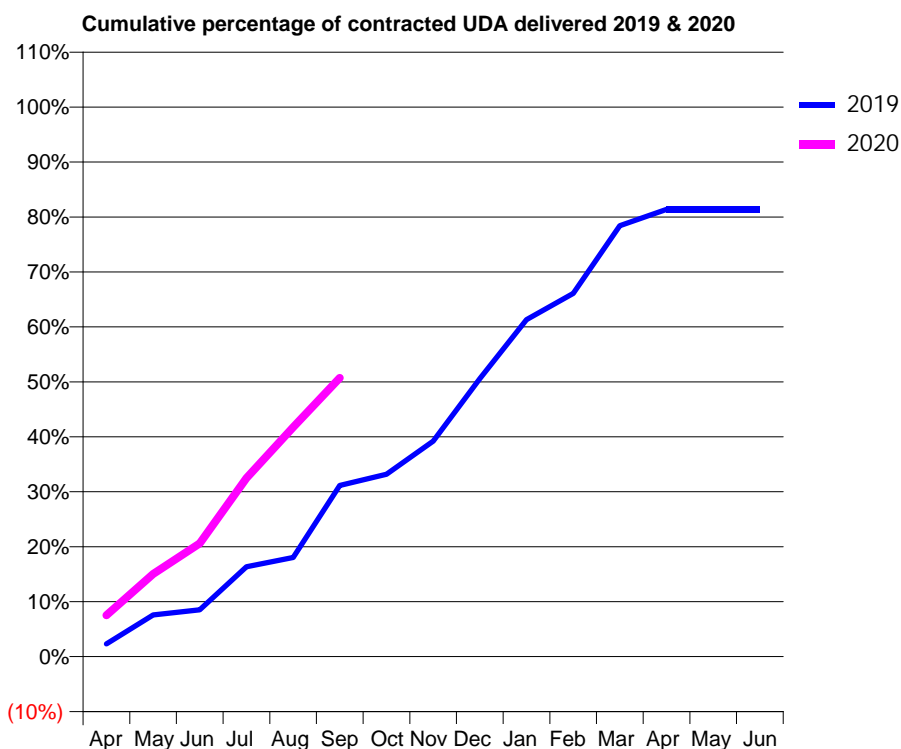
19/20 Contracted general activity (UDA)	950
Carry forward general activity (UDA)	0
19/20 Contracted orthodontic activity (UOA)	0
Carry forward orthodontic activity (UOA)	0
Baseline contract value	£25,827.25

ACCESS*

Patients seen in 24 months	Total	Change since previous quarter
Quarter ending September 2018	586	
Quarter ending December 2018	602	↑
Quarter ending March 2019	587	↓
Quarter ending June 2019	565	↓
Quarter ending September 2019	545	↓
Variance since September 2018	(7.0%)	↓



ACTIVITY



Month	Adjusted Scheduled Activity (UDA)	
	2019	2020
April	22	72
May	72	143
June	81	196
July	155	309
August	171	397
September	296	482
October	315	
November	372	
December	480	
January	582	
February	628	
March	745	
April	773	
May	773	
June	773	

QUALITY

	Quantity	Base Number	Contract	AT	Region	England
% of FP17s for the same patient ID Re-attending within 3 months - Children	25	293	8.5%	10.2%	11.3%	11.5%
% of FP17s for the same patient ID Re-attending within 3 months - Adults	1	82	1.2%	13.5%	14.7%	15.4%
% of FP17s for the same patient ID Re-attending between 3 & 9 months - Children	171	293	58.4%	60.8%	60.8%	59.7%
% of FP17s for the same patient ID Re-attending between 3 & 9 months - Adults	36	82	43.9%	50.2%	52.8%	51.7%
% of FP17s for Band 1 Urgent Courses	14	353	4.0%	9.2%	8.2%	9.2%
% of FP17s Relating to Free Repair or Replacements	0	353	0.0%	0.7%	0.7%	0.7%
% of FP17s Relating to Continuations	0	353	0.0%	0.8%	0.8%	0.8%
% of Patients satisfied with the dentistry they have received	0	0	N/A	93.2%	93.2%	93.5%
% of Patients satisfied with the time they had to wait for an appointment	0	0	N/A	86.3%	88.5%	87.4%

* This is based on patients treated on this contract for their most recent course of treatment. Figures in italics indicate the base number of FP17s or Patient Questionnaire responses are less than 100. N/A is shown where the base number of responses is less than 10 during the period. % is calculated as Quantity/Base number*100

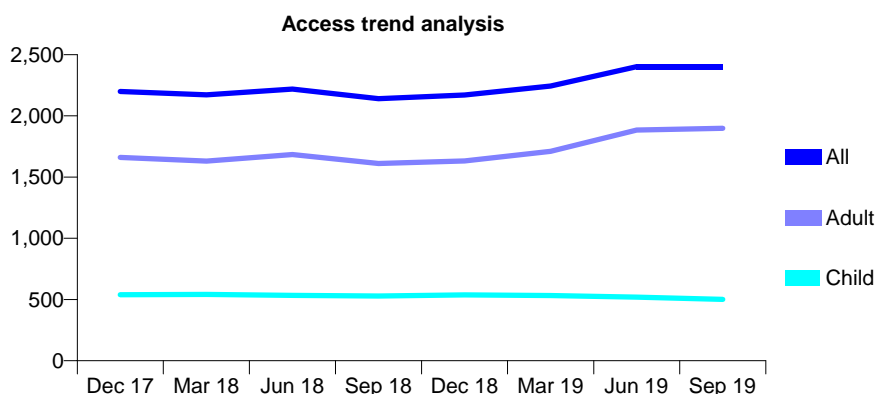
Q56 - Vital Signs At a Glance Contract Report for 732524/0001 - September 2019

Name or company name	MR PG MULLINS
Contract type name	GDS Contract
Purpose of contract	General
Contract start date	01/04/2006
Contract end date	

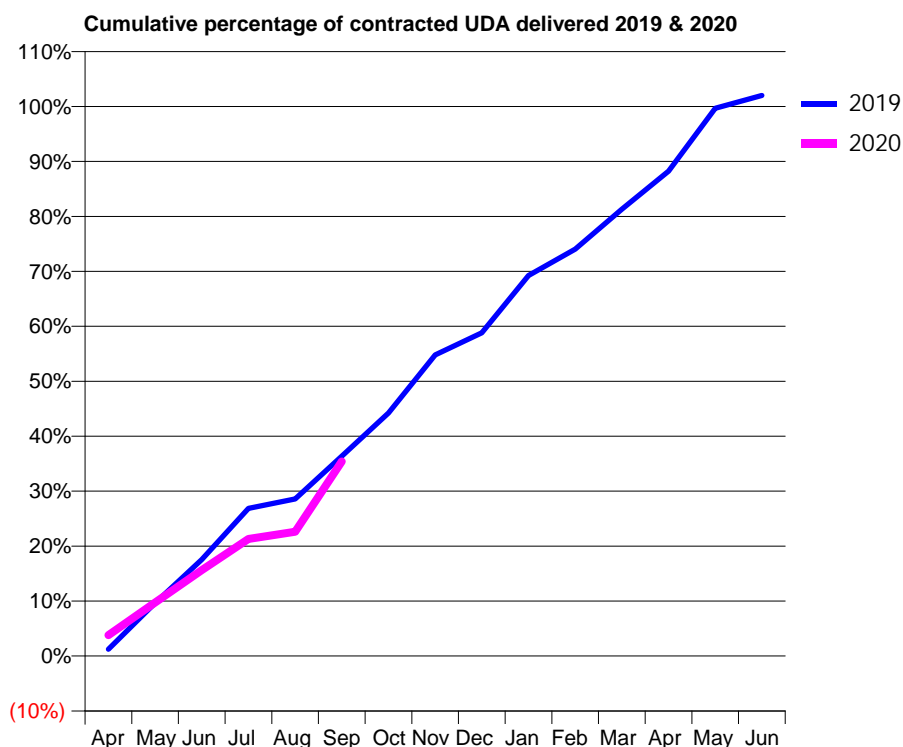
19/20 Contracted general activity (UDA)	5,240
Carry forward general activity (UDA)	-105
19/20 Contracted orthodontic activity (UOA)	0
Carry forward orthodontic activity (UOA)	0
Baseline contract value	£173,610.94

ACCESS*

Patients seen in 24 months	Total	Change since previous quarter
Quarter ending September 2018	2,140	
Quarter ending December 2018	2,170	→
Quarter ending March 2019	2,244	↑
Quarter ending June 2019	2,403	↑
Quarter ending September 2019	2,401	→
Variance since September 2018	12.2%	↑



ACTIVITY



Month	Adjusted Scheduled Activity (UDA)	
	2019	2020
April	65	199
May	506	511
June	920	818
July	1,408	1,115
August	1,498	1,186
September	1,906	1,855
October	2,318	
November	2,870	
December	3,081	
January	3,628	
February	3,880	
March	4,259	
April	4,623	
May	5,223	
June	5,345	

QUALITY

	Quantity	Base Number	Contract	AT	Region	England
% of FP17s for the same patient ID Re-attending within 3 months - Children	17	270	6.3%	10.2%	11.3%	11.5%
% of FP17s for the same patient ID Re-attending within 3 months - Adults	560	1,465	38.2%	13.5%	14.7%	15.4%
% of FP17s for the same patient ID Re-attending between 3 & 9 months - Children	198	270	73.3%	60.8%	60.8%	59.7%
% of FP17s for the same patient ID Re-attending between 3 & 9 months - Adults	446	1,465	30.4%	50.2%	52.8%	51.7%
% of FP17s for Band 1 Urgent Courses	115	1,119	10.3%	9.2%	8.2%	9.2%
% of FP17s Relating to Free Repair or Replacements	3	1,119	0.3%	0.7%	0.7%	0.7%
% of FP17s Relating to Continuations	6	1,119	0.5%	0.8%	0.8%	0.8%
% of Patients satisfied with the dentistry they have received	3	3	N/A	93.2%	93.2%	93.5%
% of Patients satisfied with the time they had to wait for an appointment	3	3	N/A	86.3%	88.5%	87.4%

* This is based on patients treated on this contract for their most recent course of treatment. Figures in italics indicate the base number of FP17s or Patient Questionnaire responses are less than 100. N/A is shown where the base number of responses is less than 10 during the period. % is calculated as Quantity/Base number*100

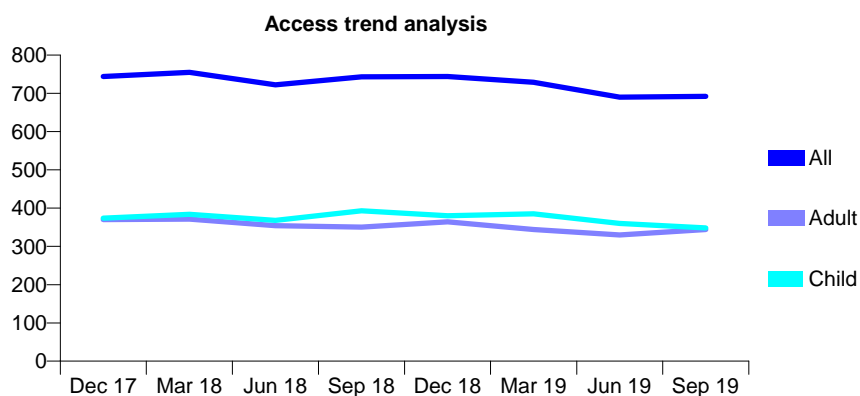
Q56 - Vital Signs At a Glance Contract Report for 736619/0001 - September 2019

Name or company name	MR DB BUCHANAN
Contract type name	GDS Contract
Purpose of contract	General and Orthodontic
Contract start date	01/08/2010
Contract end date	

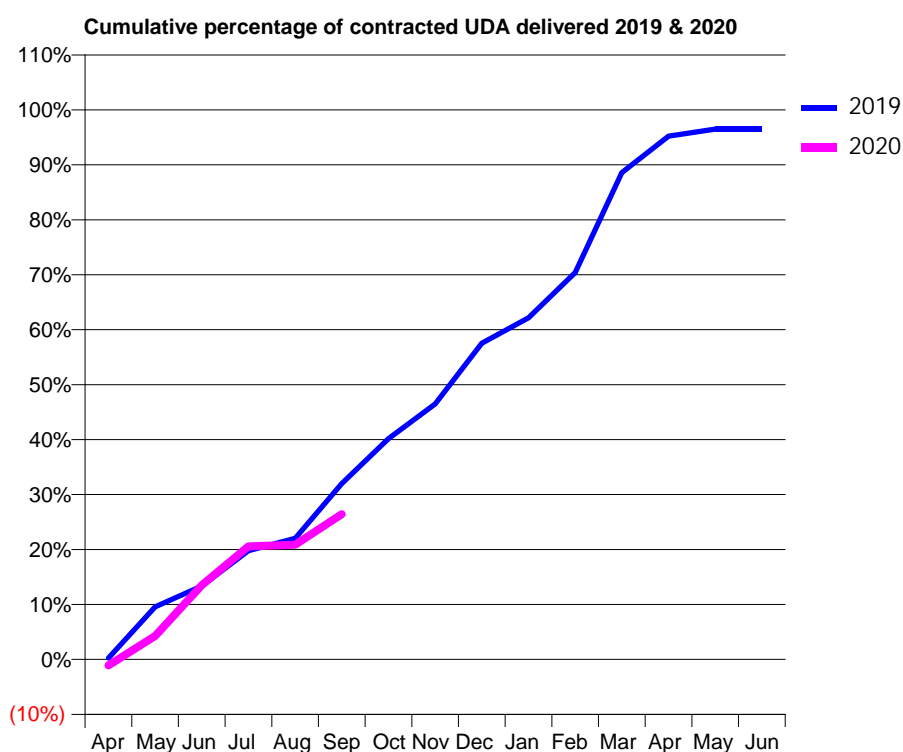
19/20 Contracted general activity (UDA)	1,628
Carry forward general activity (UDA)	57
19/20 Contracted orthodontic activity (UOA)	1,257
Carry forward orthodontic activity (UOA)	0
Baseline contract value	£117,094.73

ACCESS*

Patients seen in 24 months	Total	Change since previous quarter
Quarter ending September 2018	743	
Quarter ending December 2018	744	→
Quarter ending March 2019	729	↓
Quarter ending June 2019	690	↓
Quarter ending September 2019	692	→
Variance since September 2018	(6.9%)	↓



ACTIVITY



Month	Adjusted Scheduled Activity (UDA)	
	2019	2020
April	4	-18
May	156	70
June	217	220
July	322	335
August	358	340
September	521	431
October	654	
November	757	
December	937	
January	1,012	
February	1,146	
March	1,442	
April	1,550	
May	1,571	
June	1,571	

QUALITY

	Quantity	Base Number	Contract	AT	Region	England
% of FP17s for the same patient ID Re-attending within 3 months - Children	25	223	11.2%	10.2%	11.3%	11.5%
% of FP17s for the same patient ID Re-attending within 3 months - Adults	11	102	10.8%	13.5%	14.7%	15.4%
% of FP17s for the same patient ID Re-attending between 3 & 9 months - Children	117	223	52.5%	60.8%	60.8%	59.7%
% of FP17s for the same patient ID Re-attending between 3 & 9 months - Adults	29	102	28.4%	50.2%	52.8%	51.7%
% of FP17s for Band 1 Urgent Courses	13	230	5.7%	9.2%	8.2%	9.2%
% of FP17s Relating to Free Repair or Replacements	2	230	0.9%	0.7%	0.7%	0.7%
% of FP17s Relating to Continuations	5	230	2.2%	0.8%	0.8%	0.8%
% of Patients satisfied with the dentistry they have received	0	0	N/A	93.2%	93.2%	93.5%
% of Patients satisfied with the time they had to wait for an appointment	0	0	N/A	86.3%	88.5%	87.4%

* This is based on patients treated on this contract for their most recent course of treatment. Figures in italics indicate the base number of FP17s or Patient Questionnaire responses are less than 100. N/A is shown where the base number of responses is less than 10 during the period. % is calculated as Quantity/Base number*100

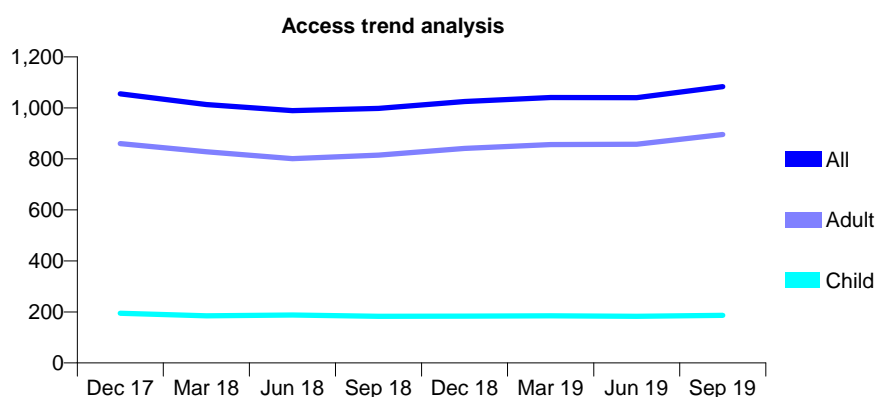
Q56 - Vital Signs At a Glance Contract Report for 740233/0001 - September 2019

Name or company name	MR ML CROWE
Contract type name	GDS Contract
Purpose of contract	General
Contract start date	01/04/2006
Contract end date	

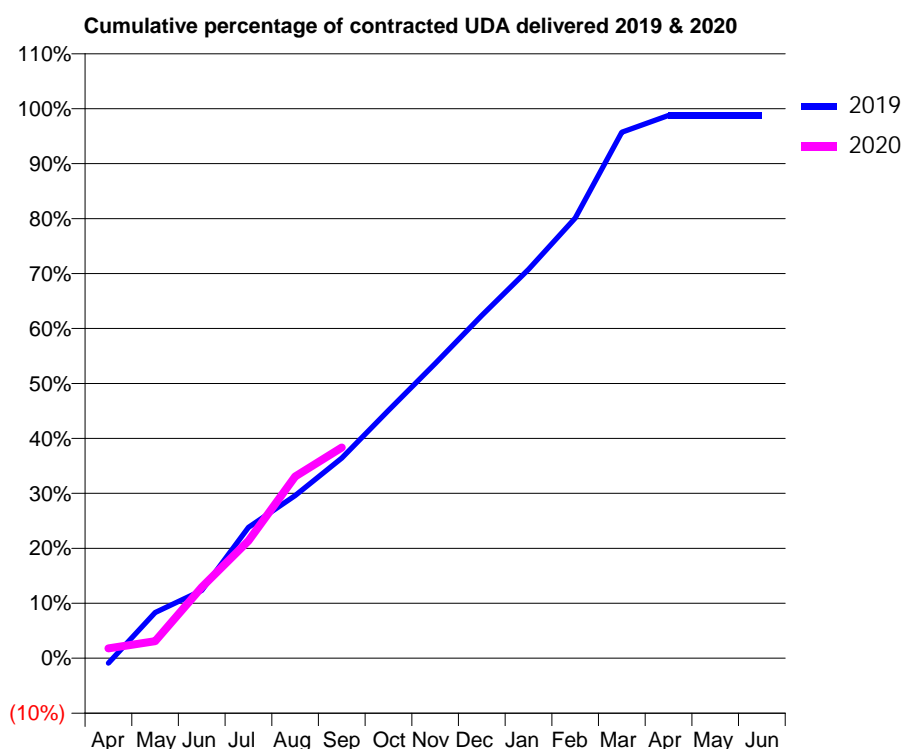
19/20 Contracted general activity (UDA)	3,547
Carry forward general activity (UDA)	43
19/20 Contracted orthodontic activity (UOA)	0
Carry forward orthodontic activity (UOA)	0
Baseline contract value	£91,029.93

ACCESS*

Patients seen in 24 months	Total	Change since previous quarter
Quarter ending September 2018	998	
Quarter ending December 2018	1,025	↑
Quarter ending March 2019	1,041	→
Quarter ending June 2019	1,040	→
Quarter ending September 2019	1,083	↑
Variance since September 2018	8.5%	↑



ACTIVITY



Month	2019	2020
April	-32	64
May	295	110
June	437	458
July	845	758
August	1,049	1,173
September	1,292	1,361
October	1,599	
November	1,902	
December	2,212	
January	2,509	
February	2,841	
March	3,395	
April	3,504	
May	3,504	
June	3,504	

QUALITY

	Quantity	Base Number	Contract	AT	Region	England
% of FP17s for the same patient ID Re-attending within 3 months - Children	2	85	2.4%	10.2%	11.3%	11.5%
% of FP17s for the same patient ID Re-attending within 3 months - Adults	17	395	4.3%	13.5%	14.7%	15.4%
% of FP17s for the same patient ID Re-attending between 3 & 9 months - Children	19	85	22.4%	60.8%	60.8%	59.7%
% of FP17s for the same patient ID Re-attending between 3 & 9 months - Adults	75	395	19.0%	50.2%	52.8%	51.7%
% of FP17s for Band 1 Urgent Courses	99	458	21.6%	9.2%	8.2%	9.2%
% of FP17s Relating to Free Repair or Replacements	0	458	0.0%	0.7%	0.7%	0.7%
% of FP17s Relating to Continuations	2	458	0.4%	0.8%	0.8%	0.8%
% of Patients satisfied with the dentistry they have received	2	2	N/A	93.2%	93.2%	93.5%
% of Patients satisfied with the time they had to wait for an appointment	1	2	N/A	86.3%	88.5%	87.4%

* This is based on patients treated on this contract for their most recent course of treatment.

Figures in italics indicate the base number of FP17s or Patient Questionnaire responses are less than 100. N/A is shown where the base number of responses is less than 10 during the period. % is calculated as Quantity/Base number*100

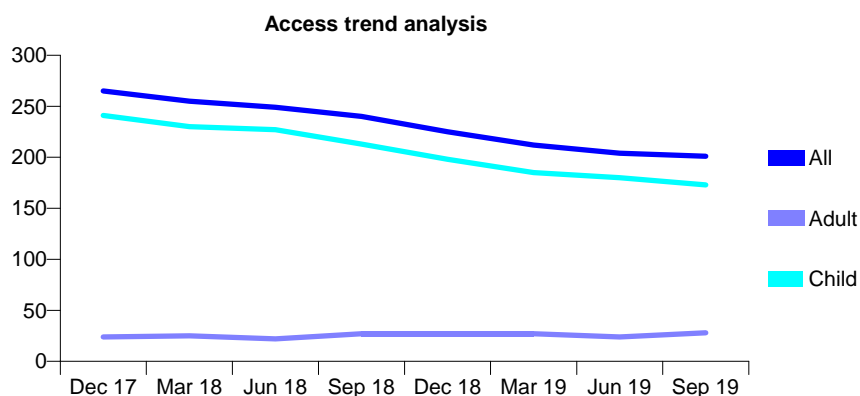
Q56 - Vital Signs At a Glance Contract Report for 740985/0001 - September 2019

Name or company name	MR B WILKINSON
Contract type name	GDS Contract
Purpose of contract	General
Contract start date	01/04/2006
Contract end date	

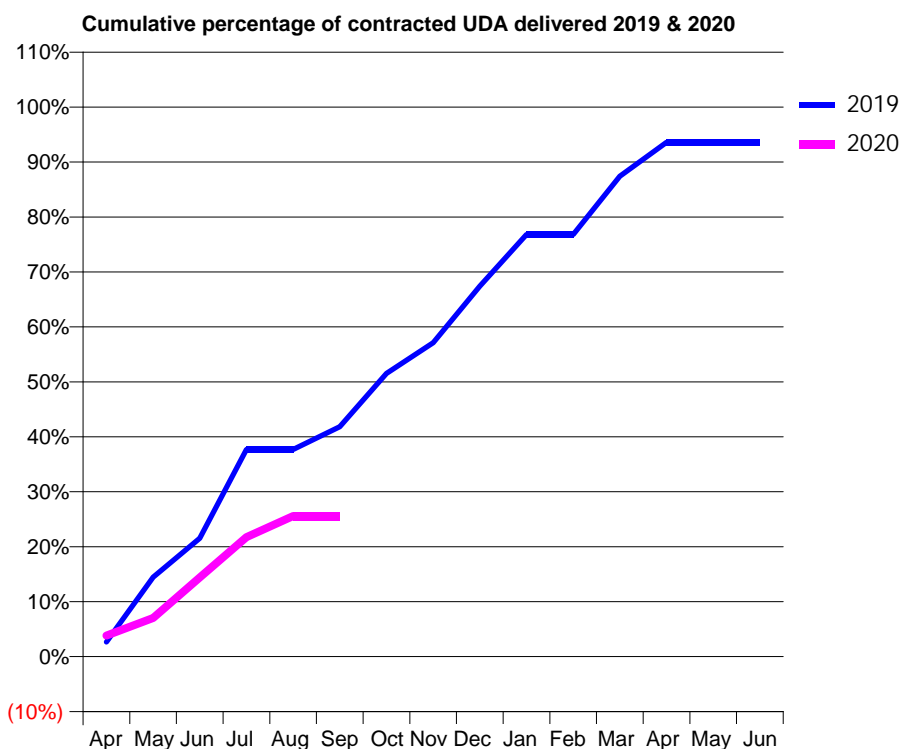
19/20 Contracted general activity (UDA)	340
Carry forward general activity (UDA)	0
19/20 Contracted orthodontic activity (UOA)	0
Carry forward orthodontic activity (UOA)	0
Baseline contract value	£7,792.32

ACCESS*

Patients seen in 24 months	Total	Change since previous quarter
Quarter ending September 2018	240	
Quarter ending December 2018	225	↓
Quarter ending March 2019	212	↓
Quarter ending June 2019	204	↓
Quarter ending September 2019	201	↓
Variance since September 2018	(16.3%)	↓



ACTIVITY



Month	Adjusted Scheduled Activity (UDA)	
	2019	2020
April	9	13
May	49	24
June	73	49
July	128	74
August	128	87
September	142	87
October	175	
November	194	
December	229	
January	261	
February	261	
March	297	
April	318	
May	318	
June	318	

QUALITY

	Quantity	Base Number	Contract	AT	Region	England
% of FP17s for the same patient ID Re-attending within 3 months - Children	6	101	5.9%	10.2%	11.3%	11.5%
% of FP17s for the same patient ID Re-attending within 3 months - Adults	0	2	0.0%	13.5%	14.7%	15.4%
% of FP17s for the same patient ID Re-attending between 3 & 9 months - Children	75	101	74.3%	60.8%	60.8%	59.7%
% of FP17s for the same patient ID Re-attending between 3 & 9 months - Adults	2	2	100.0%	50.2%	52.8%	51.7%
% of FP17s for Band 1 Urgent Courses	0	84	0.0%	9.2%	8.2%	9.2%
% of FP17s Relating to Free Repair or Replacements	0	84	0.0%	0.7%	0.7%	0.7%
% of FP17s Relating to Continuations	0	84	0.0%	0.8%	0.8%	0.8%
% of Patients satisfied with the dentistry they have received	0	0	N/A	93.2%	93.2%	93.5%
% of Patients satisfied with the time they had to wait for an appointment	0	0	N/A	86.3%	88.5%	87.4%

* This is based on patients treated on this contract for their most recent course of treatment. Figures in italics indicate the base number of FP17s or Patient Questionnaire responses are less than 100. N/A is shown where the base number of responses is less than 10 during the period. % is calculated as Quantity/Base number*100

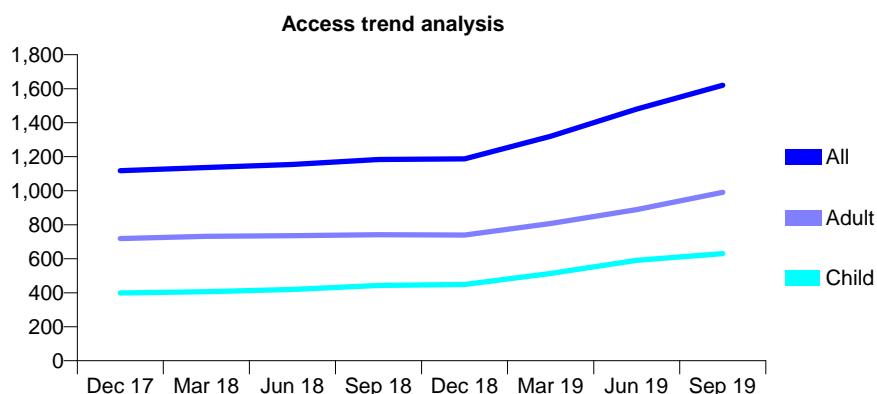
Q56 - Vital Signs At a Glance Contract Report for 741965/0001 - September 2019

Name or company name	Mr S Elphick and Mr V Patnam
Contract type name	GDS Contract
Purpose of contract	General
Contract start date	01/04/2006
Contract end date	

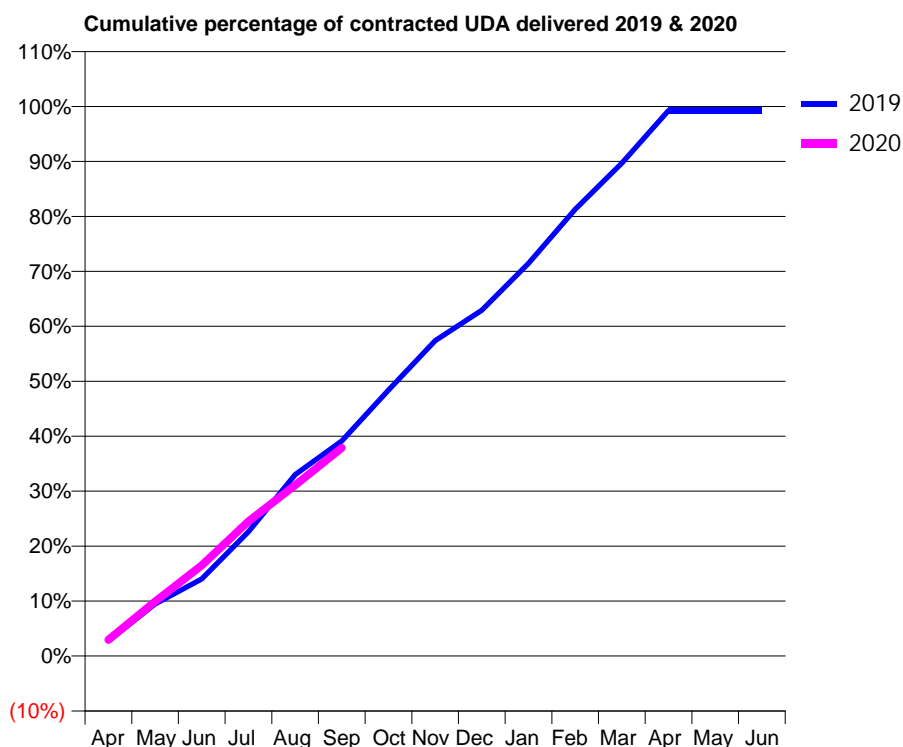
19/20 Contracted general activity (UDA)	5,420
Carry forward general activity (UDA)	22
19/20 Contracted orthodontic activity (UOA)	0
Carry forward orthodontic activity (UOA)	0
Baseline contract value	£128,581.82

ACCESS*

Patients seen in 24 months	Total	Change since previous quarter
Quarter ending September 2018	1,184	
Quarter ending December 2018	1,187	→
Quarter ending March 2019	1,320	↑
Quarter ending June 2019	1,480	↑
Quarter ending September 2019	1,620	↑
Variance since September 2018	36.8%	↑



ACTIVITY



Month	Adjusted Scheduled Activity (UDA)	
	2019	2020
April	83	159
May	284	538
June	421	894
July	679	1,328
August	991	1,685
September	1,174	2,053
October	1,451	
November	1,721	
December	1,887	
January	2,144	
February	2,439	
March	2,691	
April	2,978	
May	2,978	
June	2,978	

QUALITY

	Quantity	Base Number	Contract	AT	Region	England
% of FP17s for the same patient ID Re-attending within 3 months - Children	23	535	4.3%	10.2%	11.3%	11.5%
% of FP17s for the same patient ID Re-attending within 3 months - Adults	92	797	11.5%	13.5%	14.7%	15.4%
% of FP17s for the same patient ID Re-attending between 3 & 9 months - Children	259	535	48.4%	60.8%	60.8%	59.7%
% of FP17s for the same patient ID Re-attending between 3 & 9 months - Adults	358	797	44.9%	50.2%	52.8%	51.7%
% of FP17s for Band 1 Urgent Courses	48	1,168	4.1%	9.2%	8.2%	9.2%
% of FP17s Relating to Free Repair or Replacements	0	1,168	0.0%	0.7%	0.7%	0.7%
% of FP17s Relating to Continuations	8	1,168	0.7%	0.8%	0.8%	0.8%
% of Patients satisfied with the dentistry they have received	0	0	N/A	93.2%	93.2%	93.5%
% of Patients satisfied with the time they had to wait for an appointment	0	0	N/A	86.3%	88.5%	87.4%

* This is based on patients treated on this contract for their most recent course of treatment. Figures in italics indicate the base number of FP17s or Patient Questionnaire responses are less than 100. N/A is shown where the base number of responses is less than 10 during the period. % is calculated as Quantity/Base number*100

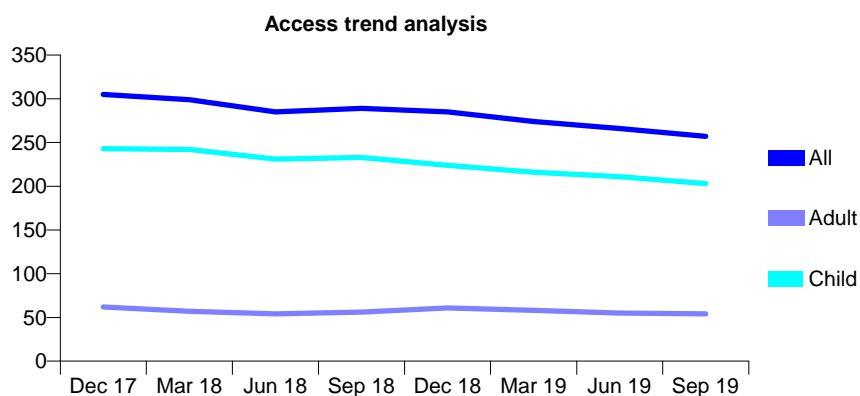
Q56 - Vital Signs At a Glance Contract Report for 749885/0001 - September 2019

Name or company name	MR CN TAYLOR
Contract type name	GDS Contract
Purpose of contract	General
Contract start date	01/04/2006
Contract end date	

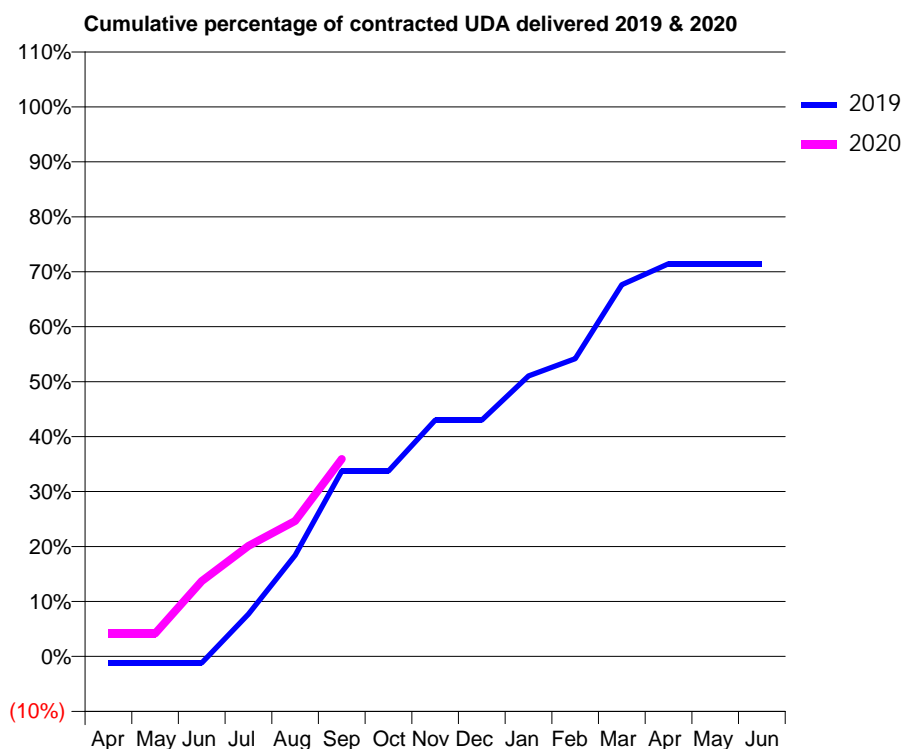
19/20 Contracted general activity (UDA)	550
Carry forward general activity (UDA)	0
19/20 Contracted orthodontic activity (UOA)	0
Carry forward orthodontic activity (UOA)	0
Baseline contract value	£16,208.75

ACCESS*

Patients seen in 24 months	Total	Change since previous quarter
Quarter ending September 2018	289	
Quarter ending December 2018	285	↓
Quarter ending March 2019	274	↓
Quarter ending June 2019	266	↓
Quarter ending September 2019	257	↓
Variance since September 2018	(11.1%)	↓



ACTIVITY



Month	Adjusted Scheduled Activity (UDA)	
	2019	2020
April	-7	23
May	-7	23
June	-7	75
July	42	111
August	101	136
September	186	198
October	186	
November	237	
December	237	
January	281	
February	298	
March	372	
April	393	
May	393	
June	393	

QUALITY

	Quantity	Base Number	Contract	AT	Region	England
% of FP17s for the same patient ID Re-attending within 3 months - Children	10	184	5.4%	10.2%	11.3%	11.5%
% of FP17s for the same patient ID Re-attending within 3 months - Adults	0	12	0.0%	13.5%	14.7%	15.4%
% of FP17s for the same patient ID Re-attending between 3 & 9 months - Children	154	184	83.7%	60.8%	60.8%	59.7%
% of FP17s for the same patient ID Re-attending between 3 & 9 months - Adults	11	12	91.7%	50.2%	52.8%	51.7%
% of FP17s for Band 1 Urgent Courses	3	177	1.7%	9.2%	8.2%	9.2%
% of FP17s Relating to Free Repair or Replacements	0	177	0.0%	0.7%	0.7%	0.7%
% of FP17s Relating to Continuations	0	177	0.0%	0.8%	0.8%	0.8%
% of Patients satisfied with the dentistry they have received	0	0	N/A	93.2%	93.2%	93.5%
% of Patients satisfied with the time they had to wait for an appointment	0	0	N/A	86.3%	88.5%	87.4%

* This is based on patients treated on this contract for their most recent course of treatment. Figures in italics indicate the base number of FP17s or Patient Questionnaire responses are less than 100. N/A is shown where the base number of responses is less than 10 during the period. % is calculated as Quantity/Base number*100

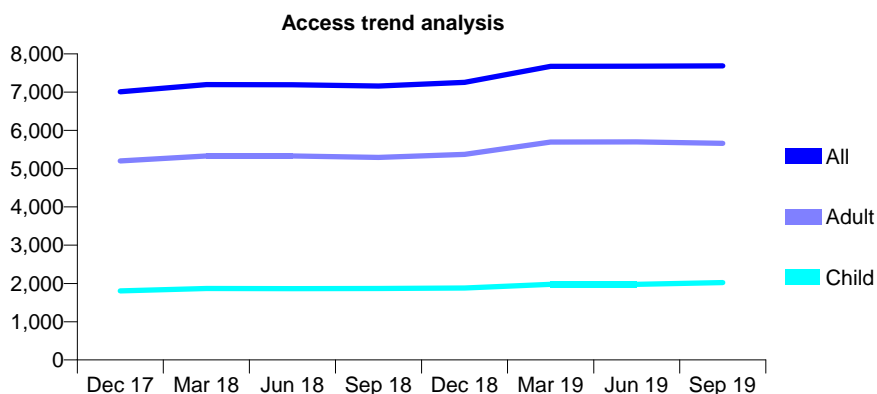
Q56 - Vital Signs At a Glance Contract Report for 754609/0001 - September 2019

Name or company name	MISS M DE VOS
Contract type name	GDS Contract
Purpose of contract	General
Contract start date	01/04/2006
Contract end date	

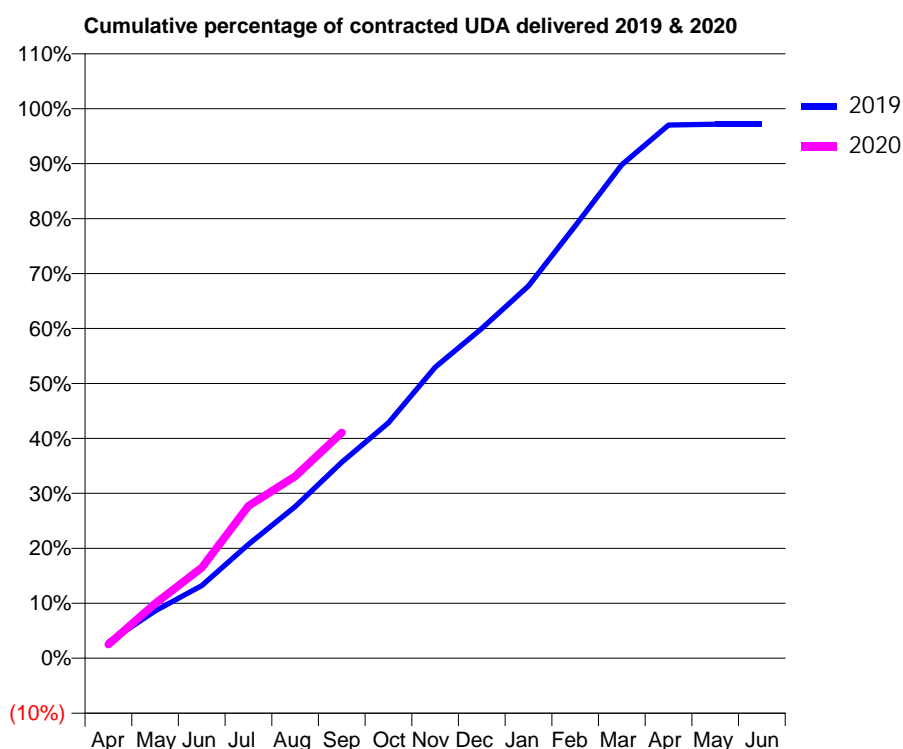
19/20 Contracted general activity (UDA)	18,640
Carry forward general activity (UDA)	203
19/20 Contracted orthodontic activity (UOA)	0
Carry forward orthodontic activity (UOA)	0
Baseline contract value	£517,310.86

ACCESS*

Patients seen in 24 months	Total	Change since previous quarter
Quarter ending September 2018	7,158	
Quarter ending December 2018	7,256	→
Quarter ending March 2019	7,673	↑
Quarter ending June 2019	7,678	→
Quarter ending September 2019	7,686	→
Variance since September 2018	7.4%	↑



ACTIVITY



Month	2019	2020
April	546	472
May	1,603	1,854
June	2,462	3,071
July	3,865	5,165
August	5,147	6,170
September	6,648	7,650
October	7,985	
November	9,871	
December	11,186	
January	12,628	
February	14,660	
March	16,741	
April	18,085	
May	18,112	
June	18,113	

QUALITY

	Quantity	Base Number	Contract	AT	Region	England
% of FP17s for the same patient ID Re-attending within 3 months - Children	105	1,645	6.4%	10.2%	11.3%	11.5%
% of FP17s for the same patient ID Re-attending within 3 months - Adults	525	3,934	13.3%	13.5%	14.7%	15.4%
% of FP17s for the same patient ID Re-attending between 3 & 9 months - Children	1,130	1,645	68.7%	60.8%	60.8%	59.7%
% of FP17s for the same patient ID Re-attending between 3 & 9 months - Adults	2,139	3,934	54.4%	50.2%	52.8%	51.7%
% of FP17s for Band 1 Urgent Courses	350	4,653	7.5%	9.2%	8.2%	9.2%
% of FP17s Relating to Free Repair or Replacements	56	4,653	1.2%	0.7%	0.7%	0.7%
% of FP17s Relating to Continuations	6	4,653	0.1%	0.8%	0.8%	0.8%
% of Patients satisfied with the dentistry they have received	3	3	N/A	93.2%	93.2%	93.5%
% of Patients satisfied with the time they had to wait for an appointment	3	3	N/A	86.3%	88.5%	87.4%

* This is based on patients treated on this contract for their most recent course of treatment.

Figures in italics indicate the base number of FP17s or Patient Questionnaire responses are less than 100. N/A is shown where the base number of responses is less than 10 during the period. % is calculated as Quantity/Base number*100

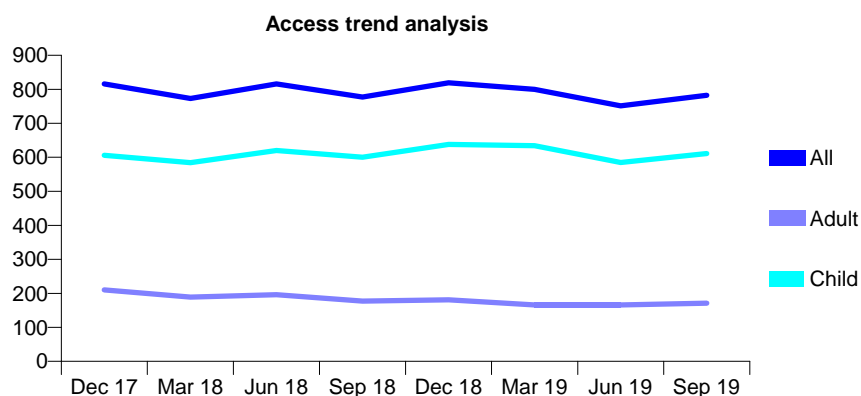
Q56 - Vital Signs At a Glance Contract Report for 761249/0001 - September 2019

Name or company name	MISS H NGUYEN
Contract type name	GDS Contract
Purpose of contract	General
Contract start date	01/04/2006
Contract end date	

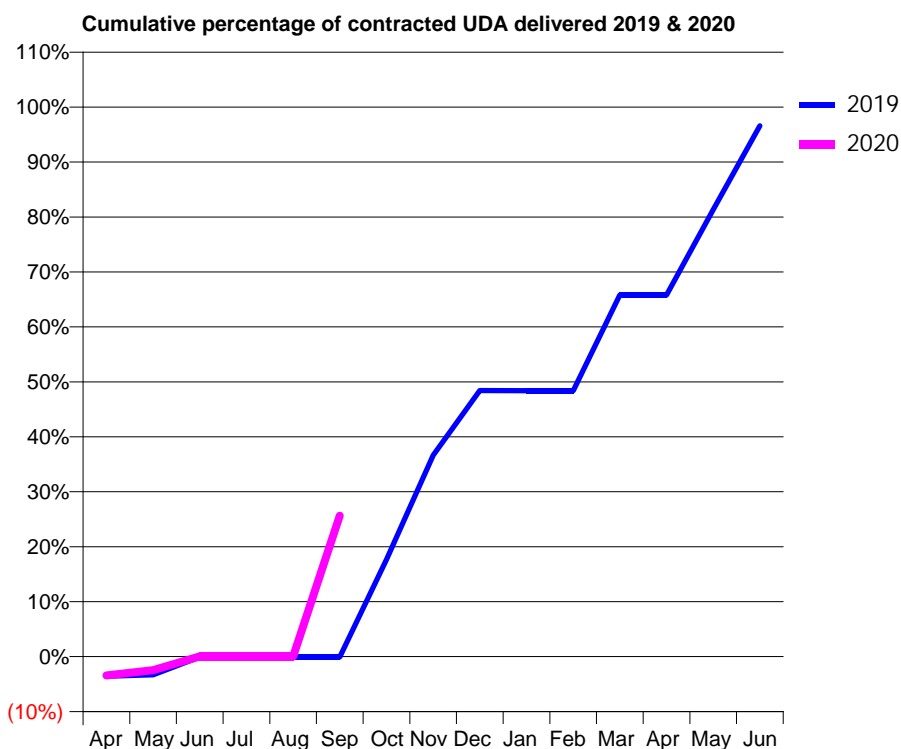
19/20 Contracted general activity (UDA)	2,042
Carry forward general activity (UDA)	70
19/20 Contracted orthodontic activity (UOA)	0
Carry forward orthodontic activity (UOA)	0
Baseline contract value	£84,075.64

ACCESS*

Patients seen in 24 months	Total	Change since previous quarter
Quarter ending September 2018	777	
Quarter ending December 2018	819	↑
Quarter ending March 2019	800	↓
Quarter ending June 2019	751	↓
Quarter ending September 2019	782	↑
Variance since September 2018	0.6%	→



ACTIVITY



Month	Adjusted Scheduled Activity (UDA)	
	2019	2020
April	-73	-70
May	-68	-51
June	-2	1
July	-2	1
August	-2	1
September	-2	524
October	361	
November	748	
December	989	
January	988	
February	988	
March	1,344	
April	1,344	
May	1,661	
June	1,972	

QUALITY

	Quantity	Base Number	Contract	AT	Region	England
% of FP17s for the same patient ID Re-attending within 3 months - Children	62	520	11.9%	10.2%	11.3%	11.5%
% of FP17s for the same patient ID Re-attending within 3 months - Adults	34	117	29.1%	13.5%	14.7%	15.4%
% of FP17s for the same patient ID Re-attending between 3 & 9 months - Children	308	520	59.2%	60.8%	60.8%	59.7%
% of FP17s for the same patient ID Re-attending between 3 & 9 months - Adults	62	117	53.0%	50.2%	52.8%	51.7%
% of FP17s for Band 1 Urgent Courses	15	369	4.1%	9.2%	8.2%	9.2%
% of FP17s Relating to Free Repair or Replacements	0	369	0.0%	0.7%	0.7%	0.7%
% of FP17s Relating to Continuations	0	369	0.0%	0.8%	0.8%	0.8%
% of Patients satisfied with the dentistry they have received	1	1	N/A	93.2%	93.2%	93.5%
% of Patients satisfied with the time they had to wait for an appointment	1	1	N/A	86.3%	88.5%	87.4%

* This is based on patients treated on this contract for their most recent course of treatment. Figures in italics indicate the base number of FP17s or Patient Questionnaire responses are less than 100. N/A is shown where the base number of responses is less than 10 during the period. % is calculated as Quantity/Base number*100

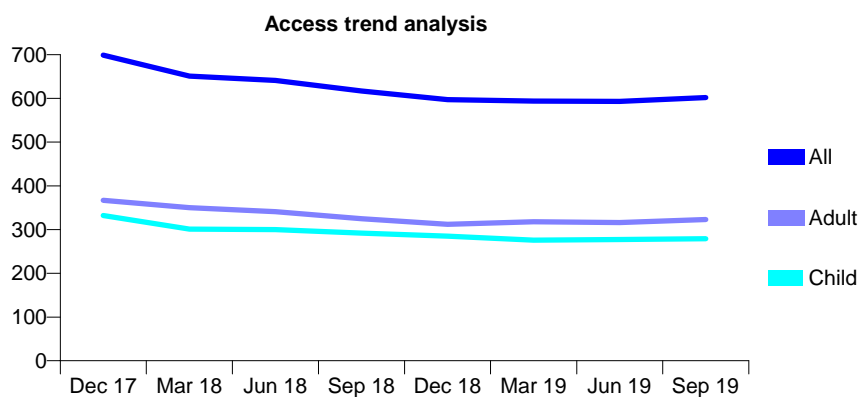
Q56 - Vital Signs At a Glance Contract Report for 762296/0001 - September 2019

Name or company name	MR BC TOCCA
Contract type name	GDS Contract
Purpose of contract	General
Contract start date	01/05/2007
Contract end date	

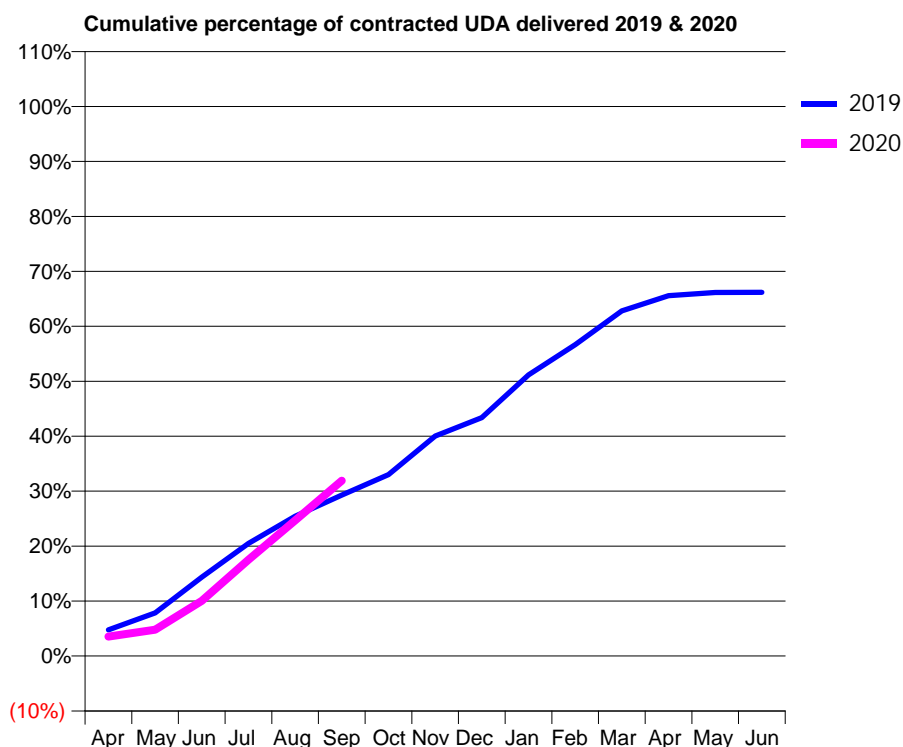
19/20 Contracted general activity (UDA)	2,102
Carry forward general activity (UDA)	0
19/20 Contracted orthodontic activity (UOA)	0
Carry forward orthodontic activity (UOA)	0
Baseline contract value	£46,518.55

ACCESS*

Patients seen in 24 months	Total	Change since previous quarter
Quarter ending September 2018	617	
Quarter ending December 2018	597	↓
Quarter ending March 2019	594	→
Quarter ending June 2019	593	→
Quarter ending September 2019	602	→
Variance since September 2018	(2.4%)	↓



ACTIVITY



Month	Adjusted Scheduled Activity (UDA)	
	2019	2020
April	100	74
May	165	101
June	302	211
July	431	368
August	535	519
September	615	670
October	694	
November	841	
December	912	
January	1,076	
February	1,191	
March	1,320	
April	1,378	
May	1,390	
June	1,391	

QUALITY

	Quantity	Base Number	Contract	AT	Region	England
% of FP17s for the same patient ID Re-attending within 3 months - Children	21	265	7.9%	10.2%	11.3%	11.5%
% of FP17s for the same patient ID Re-attending within 3 months - Adults	14	210	6.7%	13.5%	14.7%	15.4%
% of FP17s for the same patient ID Re-attending between 3 & 9 months - Children	169	265	63.8%	60.8%	60.8%	59.7%
% of FP17s for the same patient ID Re-attending between 3 & 9 months - Adults	119	210	56.7%	50.2%	52.8%	51.7%
% of FP17s for Band 1 Urgent Courses	47	436	10.8%	9.2%	8.2%	9.2%
% of FP17s Relating to Free Repair or Replacements	0	436	0.0%	0.7%	0.7%	0.7%
% of FP17s Relating to Continuations	0	436	0.0%	0.8%	0.8%	0.8%
% of Patients satisfied with the dentistry they have received	0	0	N/A	93.2%	93.2%	93.5%
% of Patients satisfied with the time they had to wait for an appointment	0	0	N/A	86.3%	88.5%	87.4%

* This is based on patients treated on this contract for their most recent course of treatment. Figures in italics indicate the base number of FP17s or Patient Questionnaire responses are less than 100. N/A is shown where the base number of responses is less than 10 during the period. % is calculated as Quantity/Base number*100

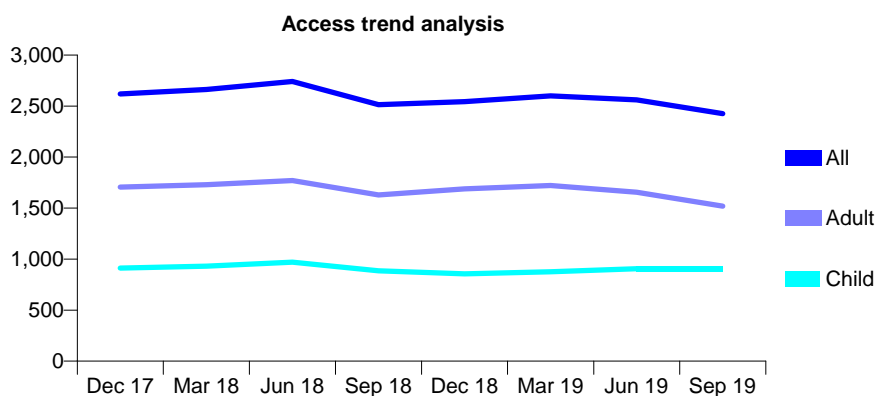
Q56 - Vital Signs At a Glance Contract Report for 763438/0002 - September 2019

Name or company name	MR M SALEEM
Contract type name	GDS Contract
Purpose of contract	General
Contract start date	01/04/2006
Contract end date	

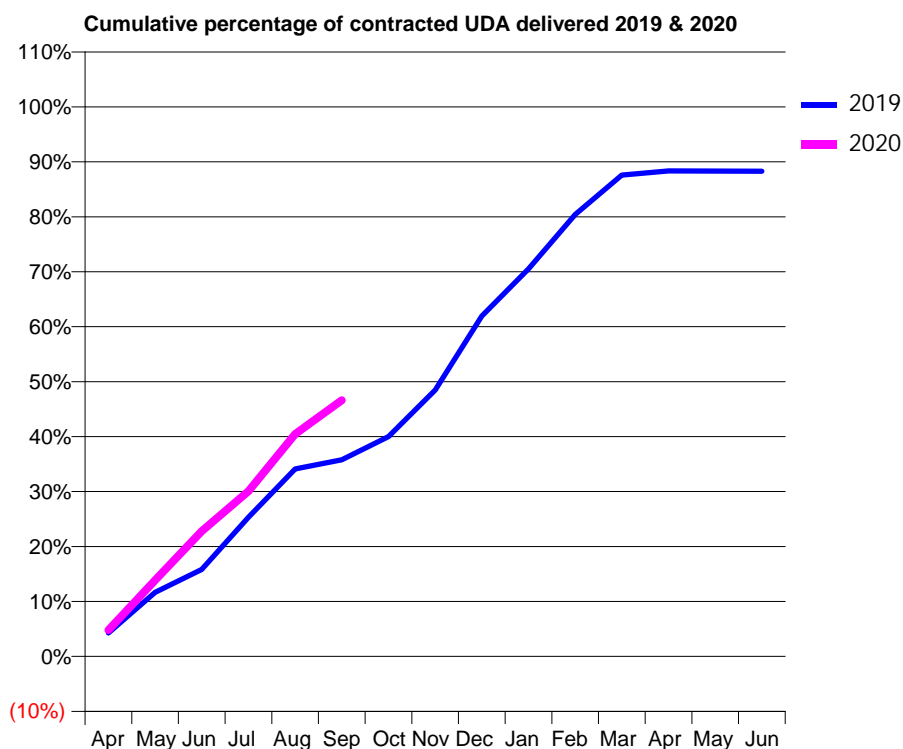
19/20 Contracted general activity (UDA)	6,805
Carry forward general activity (UDA)	0
19/20 Contracted orthodontic activity (UOA)	0
Carry forward orthodontic activity (UOA)	0
Baseline contract value	£170,844.45

ACCESS*

Patients seen in 24 months	Total	Change since previous quarter
Quarter ending September 2018	2,514	
Quarter ending December 2018	2,543	→
Quarter ending March 2019	2,599	↑
Quarter ending June 2019	2,562	↓
Quarter ending September 2019	2,425	↓
Variance since September 2018	(3.5%)	↓



ACTIVITY



Month	2019	2020
April	292	325
May	794	946
June	1,077	1,552
July	1,724	2,047
August	2,322	2,754
September	2,434	3,172
October	2,723	
November	3,299	
December	4,216	
January	4,799	
February	5,471	
March	5,960	
April	6,011	
May	6,010	
June	6,007	

QUALITY

	Quantity	Base Number	Contract	AT	Region	England
% of FP17s for the same patient ID Re-attending within 3 months - Children	40	728	5.5%	10.2%	11.3%	11.5%
% of FP17s for the same patient ID Re-attending within 3 months - Adults	119	1,180	10.1%	13.5%	14.7%	15.4%
% of FP17s for the same patient ID Re-attending between 3 & 9 months - Children	248	728	34.1%	60.8%	60.8%	59.7%
% of FP17s for the same patient ID Re-attending between 3 & 9 months - Adults	549	1,180	46.5%	50.2%	52.8%	51.7%
% of FP17s for Band 1 Urgent Courses	96	1,864	5.2%	9.2%	8.2%	9.2%
% of FP17s Relating to Free Repair or Replacements	33	1,864	1.8%	0.7%	0.7%	0.7%
% of FP17s Relating to Continuations	11	1,864	0.6%	0.8%	0.8%	0.8%
% of Patients satisfied with the dentistry they have received	0	0	N/A	93.2%	93.2%	93.5%
% of Patients satisfied with the time they had to wait for an appointment	0	0	N/A	86.3%	88.5%	87.4%

* This is based on patients treated on this contract for their most recent course of treatment. Figures in italics indicate the base number of FP17s or Patient Questionnaire responses are less than 100. N/A is shown where the base number of responses is less than 10 during the period. % is calculated as Quantity/Base number*100

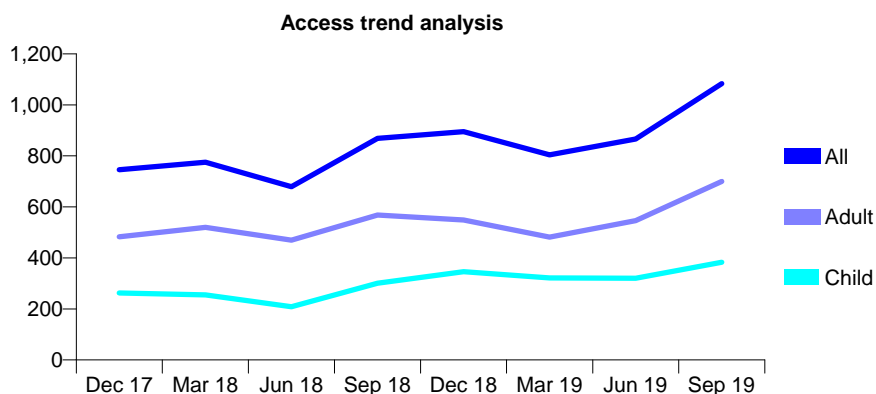
Q56 - Vital Signs At a Glance Contract Report for 763438/0003 - September 2019

Name or company name	MR M SALEEM
Contract type name	GDS Contract
Purpose of contract	General
Contract start date	01/04/2008
Contract end date	

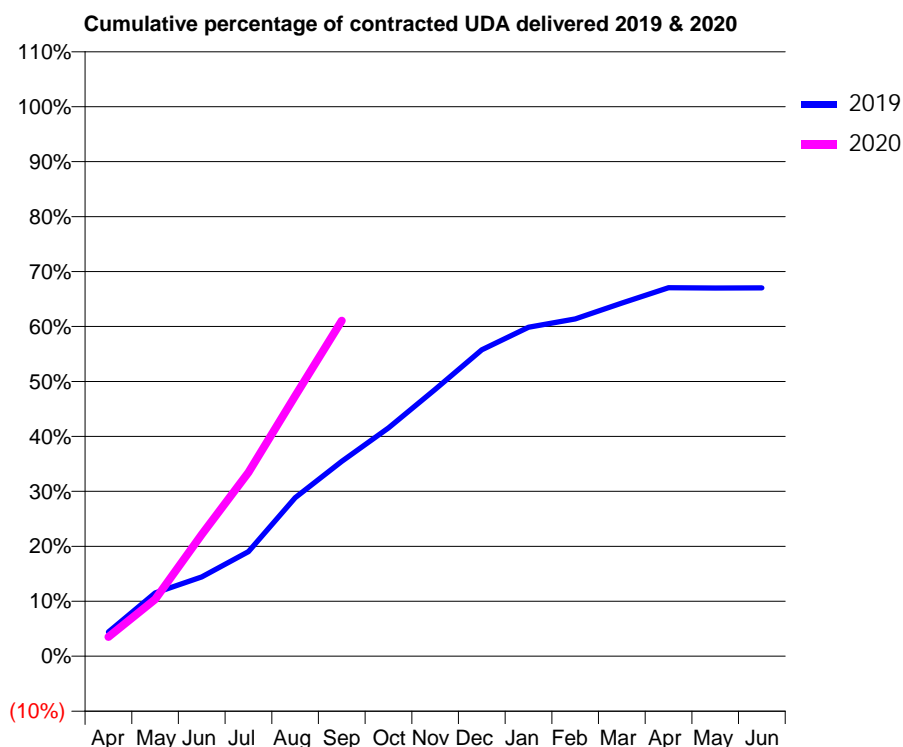
19/20 Contracted general activity (UDA)	3,000
Carry forward general activity (UDA)	0
19/20 Contracted orthodontic activity (UOA)	0
Carry forward orthodontic activity (UOA)	0
Baseline contract value	£77,325.72

ACCESS*

Patients seen in 24 months	Total	Change since previous quarter
Quarter ending September 2018	869	
Quarter ending December 2018	895	↑
Quarter ending March 2019	804	↓
Quarter ending June 2019	866	↑
Quarter ending September 2019	1,083	↑
Variance since September 2018	24.6%	↑



ACTIVITY



Month	2019	2020
April	132	105
May	346	311
June	433	665
July	571	1,004
August	865	1,421
September	1,064	1,832
October	1,246	
November	1,457	
December	1,673	
January	1,796	
February	1,841	
March	1,928	
April	2,012	
May	2,010	
June	2,011	

QUALITY

	Quantity	Base Number	Contract	AT	Region	England
% of FP17s for the same patient ID Re-attending within 3 months - Children	22	359	6.1%	10.2%	11.3%	11.5%
% of FP17s for the same patient ID Re-attending within 3 months - Adults	40	608	6.6%	13.5%	14.7%	15.4%
% of FP17s for the same patient ID Re-attending between 3 & 9 months - Children	52	359	14.5%	60.8%	60.8%	59.7%
% of FP17s for the same patient ID Re-attending between 3 & 9 months - Adults	64	608	10.5%	50.2%	52.8%	51.7%
% of FP17s for Band 1 Urgent Courses	81	908	8.9%	9.2%	8.2%	9.2%
% of FP17s Relating to Free Repair or Replacements	6	908	0.7%	0.7%	0.7%	0.7%
% of FP17s Relating to Continuations	10	908	1.1%	0.8%	0.8%	0.8%
% of Patients satisfied with the dentistry they have received	0	0	N/A	93.2%	93.2%	93.5%
% of Patients satisfied with the time they had to wait for an appointment	0	0	N/A	86.3%	88.5%	87.4%

* This is based on patients treated on this contract for their most recent course of treatment. Figures in italics indicate the base number of FP17s or Patient Questionnaire responses are less than 100. N/A is shown where the base number of responses is less than 10 during the period. % is calculated as Quantity/Base number*100

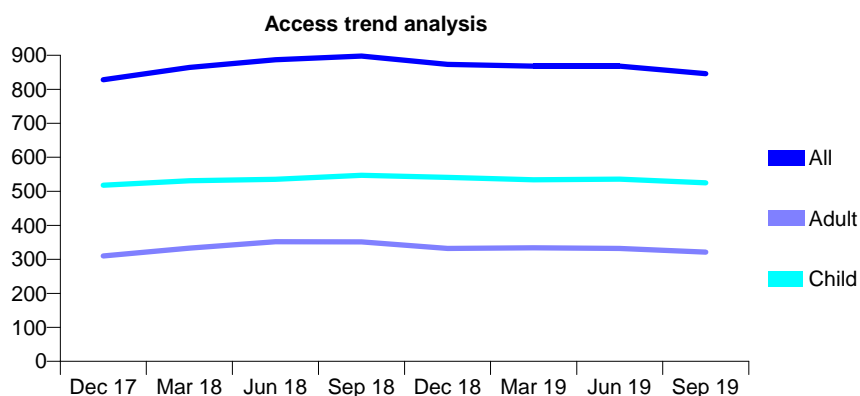
Q56 - Vital Signs At a Glance Contract Report for 767123/0001 - September 2019

Name or company name	MISS Z WIESE
Contract type name	GDS Contract
Purpose of contract	General
Contract start date	01/04/2006
Contract end date	

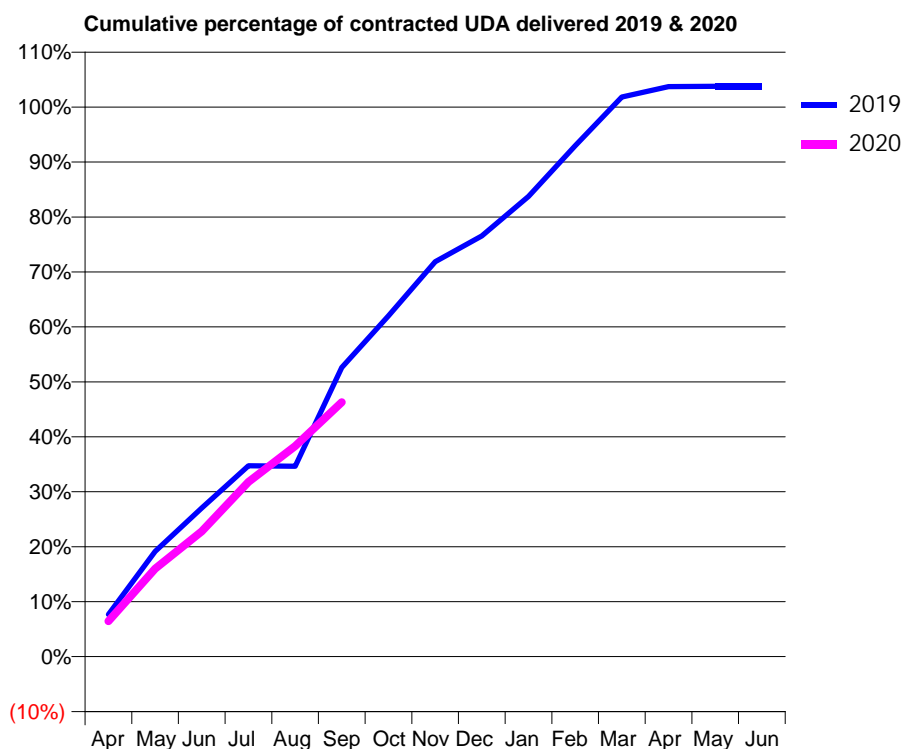
19/20 Contracted general activity (UDA)	2,160
Carry forward general activity (UDA)	-43
19/20 Contracted orthodontic activity (UOA)	0
Carry forward orthodontic activity (UOA)	0
Baseline contract value	£85,187.31

ACCESS*

Patients seen in 24 months	Total	Change since previous quarter
Quarter ending September 2018	898	
Quarter ending December 2018	873	↓
Quarter ending March 2019	868	→
Quarter ending June 2019	868	→
Quarter ending September 2019	846	↓
Variance since September 2018	(5.8%)	↓



ACTIVITY



Month	Adjusted Scheduled Activity (UDA)	
	2019	2020
April	166	139
May	414	346
June	584	492
July	750	686
August	748	828
September	1,137	1,000
October	1,339	
November	1,552	
December	1,654	
January	1,809	
February	2,008	
March	2,199	
April	2,240	
May	2,242	
June	2,242	

QUALITY

	Quantity	Base Number	Contract	AT	Region	England
% of FP17s for the same patient ID Re-attending within 3 months - Children	13	345	3.8%	10.2%	11.3%	11.5%
% of FP17s for the same patient ID Re-attending within 3 months - Adults	22	142	15.5%	13.5%	14.7%	15.4%
% of FP17s for the same patient ID Re-attending between 3 & 9 months - Children	154	345	44.6%	60.8%	60.8%	59.7%
% of FP17s for the same patient ID Re-attending between 3 & 9 months - Adults	63	142	44.4%	50.2%	52.8%	51.7%
% of FP17s for Band 1 Urgent Courses	14	457	3.1%	9.2%	8.2%	9.2%
% of FP17s Relating to Free Repair or Replacements	0	457	0.0%	0.7%	0.7%	0.7%
% of FP17s Relating to Continuations	0	457	0.0%	0.8%	0.8%	0.8%
% of Patients satisfied with the dentistry they have received	0	0	N/A	93.2%	93.2%	93.5%
% of Patients satisfied with the time they had to wait for an appointment	0	0	N/A	86.3%	88.5%	87.4%

* This is based on patients treated on this contract for their most recent course of treatment. Figures in italics indicate the base number of FP17s or Patient Questionnaire responses are less than 100. N/A is shown where the base number of responses is less than 10 during the period. % is calculated as Quantity/Base number*100

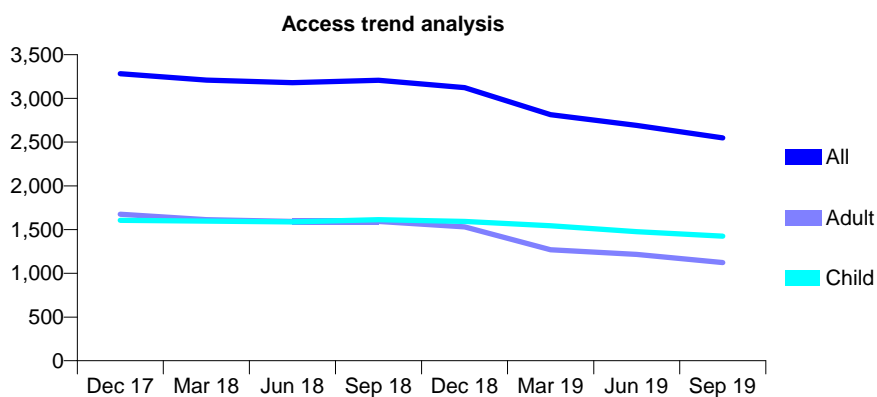
Q56 - Vital Signs At a Glance Contract Report for 767123/0002 - September 2019

Name or company name	MISS Z WIESE
Contract type name	GDS Contract
Purpose of contract	General
Contract start date	01/04/2006
Contract end date	

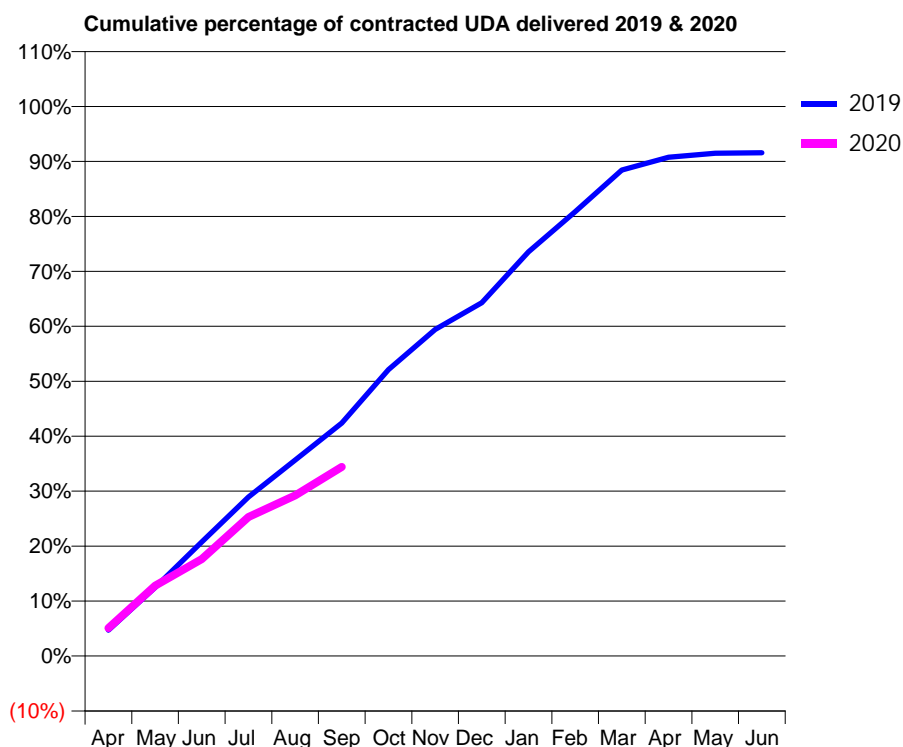
19/20 Contracted general activity (UDA)	7,400
Carry forward general activity (UDA)	0
19/20 Contracted orthodontic activity (UOA)	0
Carry forward orthodontic activity (UOA)	0
Baseline contract value	£203,486.37

ACCESS*

Patients seen in 24 months	Total	Change since previous quarter
Quarter ending September 2018	3,206	
Quarter ending December 2018	3,123	↓
Quarter ending March 2019	2,814	↓
Quarter ending June 2019	2,691	↓
Quarter ending September 2019	2,548	↓
Variance since September 2018	(20.5%)	↓



ACTIVITY



Month	Adjusted Scheduled Activity (UDA)	
	2019	2020
April	349	376
May	923	947
June	1,536	1,305
July	2,141	1,873
August	2,639	2,163
September	3,136	2,547
October	3,856	
November	4,397	
December	4,759	
January	5,443	
February	5,985	
March	6,545	
April	6,716	
May	6,771	
June	6,775	

QUALITY

	Quantity	Base Number	Contract	AT	Region	England
% of FP17s for the same patient ID Re-attending within 3 months - Children	49	930	5.3%	10.2%	11.3%	11.5%
% of FP17s for the same patient ID Re-attending within 3 months - Adults	93	613	15.2%	13.5%	14.7%	15.4%
% of FP17s for the same patient ID Re-attending between 3 & 9 months - Children	542	930	58.3%	60.8%	60.8%	59.7%
% of FP17s for the same patient ID Re-attending between 3 & 9 months - Adults	304	613	49.6%	50.2%	52.8%	51.7%
% of FP17s for Band 1 Urgent Courses	115	1,398	8.2%	9.2%	8.2%	9.2%
% of FP17s Relating to Free Repair or Replacements	0	1,398	0.0%	0.7%	0.7%	0.7%
% of FP17s Relating to Continuations	0	1,398	0.0%	0.8%	0.8%	0.8%
% of Patients satisfied with the dentistry they have received	0	0	N/A	93.2%	93.2%	93.5%
% of Patients satisfied with the time they had to wait for an appointment	0	0	N/A	86.3%	88.5%	87.4%

* This is based on patients treated on this contract for their most recent course of treatment. Figures in italics indicate the base number of FP17s or Patient Questionnaire responses are less than 100. N/A is shown where the base number of responses is less than 10 during the period. % is calculated as Quantity/Base number*100

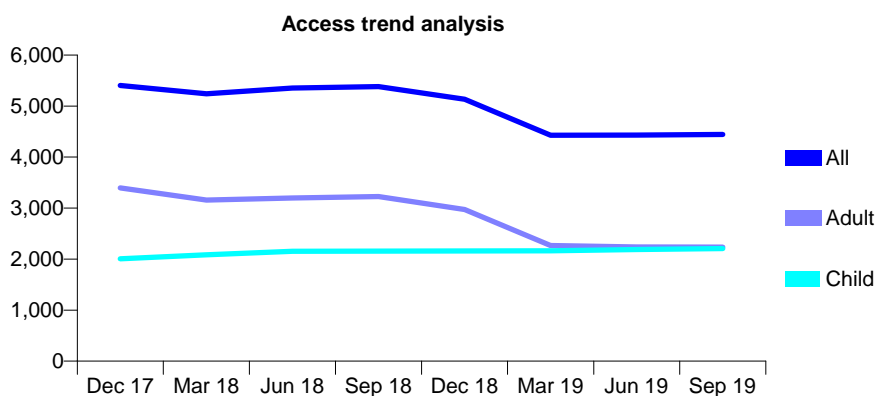
Q56 - Vital Signs At a Glance Contract Report for 767123/0003 - September 2019

Name or company name	MISS Z WIESE
Contract type name	GDS Contract
Purpose of contract	General
Contract start date	01/10/2007
Contract end date	

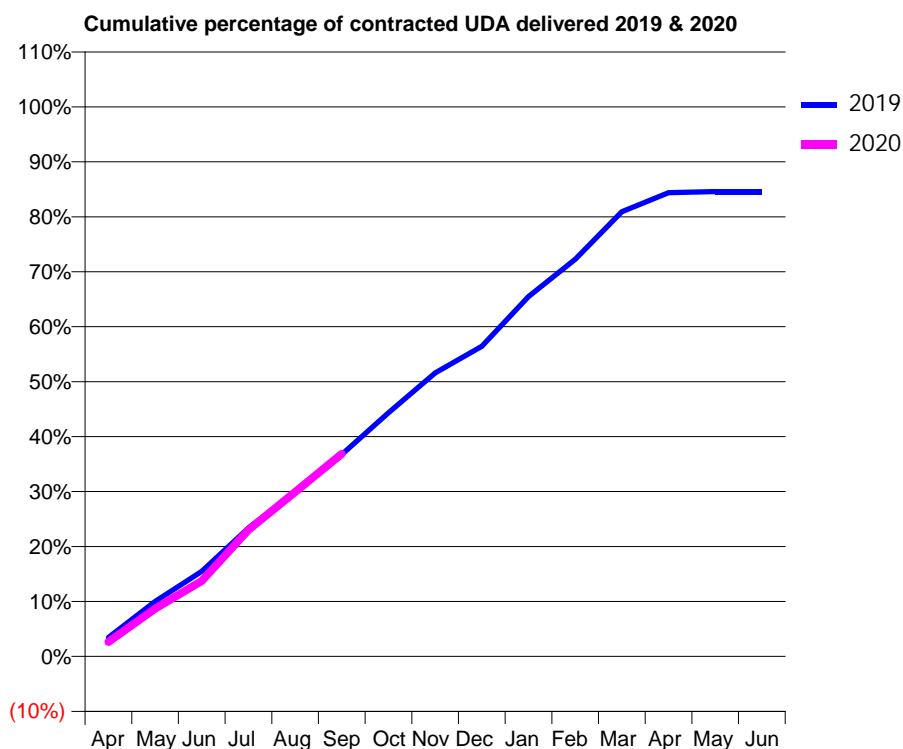
19/20 Contracted general activity (UDA)	13,400
Carry forward general activity (UDA)	0
19/20 Contracted orthodontic activity (UOA)	0
Carry forward orthodontic activity (UOA)	0
Baseline contract value	£394,341.10

ACCESS*

Patients seen in 24 months	Total	Change since previous quarter
Quarter ending September 2018	5,383	
Quarter ending December 2018	5,134	↓
Quarter ending March 2019	4,428	↓
Quarter ending June 2019	4,429	→
Quarter ending September 2019	4,443	→
Variance since September 2018	(17.5%)	↓



ACTIVITY



Month	2019	2020
April	465	354
May	1,342	1,167
June	2,075	1,838
July	3,133	3,083
August	4,001	4,010
September	4,924	4,937
October	5,942	
November	6,912	
December	7,561	
January	8,774	
February	9,686	
March	10,844	
April	11,307	
May	11,333	
June	11,333	

QUALITY

	Quantity	Base Number	Contract	AT	Region	England
% of FP17s for the same patient ID Re-attending within 3 months - Children	114	1,583	7.2%	10.2%	11.3%	11.5%
% of FP17s for the same patient ID Re-attending within 3 months - Adults	236	1,205	19.6%	13.5%	14.7%	15.4%
% of FP17s for the same patient ID Re-attending between 3 & 9 months - Children	837	1,583	52.9%	60.8%	60.8%	59.7%
% of FP17s for the same patient ID Re-attending between 3 & 9 months - Adults	545	1,205	45.2%	50.2%	52.8%	51.7%
% of FP17s for Band 1 Urgent Courses	255	2,572	9.9%	9.2%	8.2%	9.2%
% of FP17s Relating to Free Repair or Replacements	1	2,572	0.0%	0.7%	0.7%	0.7%
% of FP17s Relating to Continuations	0	2,572	0.0%	0.8%	0.8%	0.8%
% of Patients satisfied with the dentistry they have received	1	1	N/A	93.2%	93.2%	93.5%
% of Patients satisfied with the time they had to wait for an appointment	1	1	N/A	86.3%	88.5%	87.4%

* This is based on patients treated on this contract for their most recent course of treatment. Figures in italics indicate the base number of FP17s or Patient Questionnaire responses are less than 100. N/A is shown where the base number of responses is less than 10 during the period. % is calculated as Quantity/Base number*100

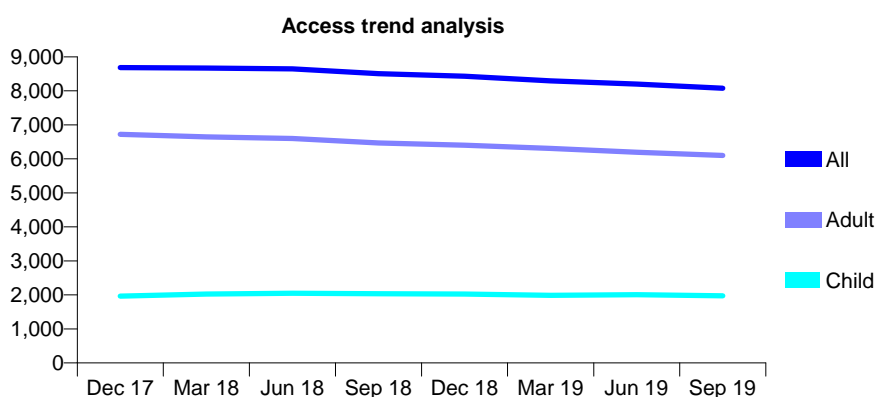
Q56 - Vital Signs At a Glance Contract Report for 771708/0001 - September 2019

Name or company name	MR AC HUNTER
Contract type name	GDS Contract
Purpose of contract	General
Contract start date	01/03/2008
Contract end date	

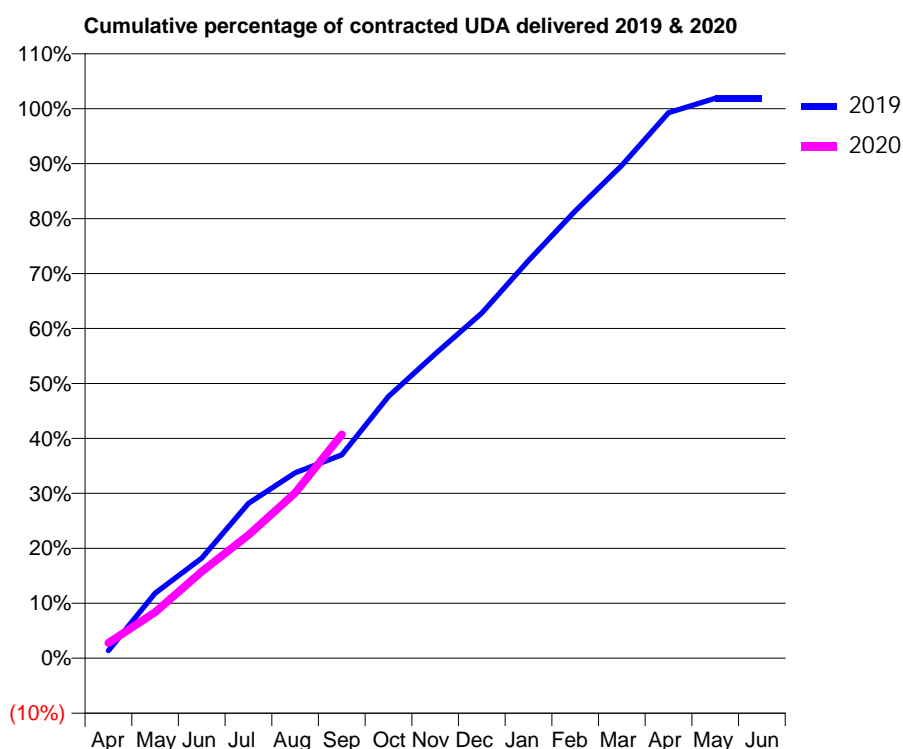
19/20 Contracted general activity (UDA)	24,346
Carry forward general activity (UDA)	-458
19/20 Contracted orthodontic activity (UOA)	0
Carry forward orthodontic activity (UOA)	0
Baseline contract value	£606,341.21

ACCESS*

Patients seen in 24 months	Total	Change since previous quarter
Quarter ending September 2018	8,503	
Quarter ending December 2018	8,429	→
Quarter ending March 2019	8,298	↓
Quarter ending June 2019	8,200	↓
Quarter ending September 2019	8,076	↓
Variance since September 2018	(5.0%)	↓



ACTIVITY



Month	2019	2020
April	339	676
May	2,882	2,039
June	4,435	3,845
July	6,863	5,454
August	8,218	7,332
September	9,007	9,911
October	11,597	
November	13,487	
December	15,295	
January	17,612	
February	19,810	
March	21,836	
April	24,168	
May	24,804	
June	24,804	

QUALITY

	Quantity	Base Number	Contract	AT	Region	England
% of FP17s for the same patient ID Re-attending within 3 months - Children	164	2,118	7.7%	10.2%	11.3%	11.5%
% of FP17s for the same patient ID Re-attending within 3 months - Adults	830	5,187	16.0%	13.5%	14.7%	15.4%
% of FP17s for the same patient ID Re-attending between 3 & 9 months - Children	1,545	2,118	72.9%	60.8%	60.8%	59.7%
% of FP17s for the same patient ID Re-attending between 3 & 9 months - Adults	2,909	5,187	56.1%	50.2%	52.8%	51.7%
% of FP17s for Band 1 Urgent Courses	458	5,847	7.8%	9.2%	8.2%	9.2%
% of FP17s Relating to Free Repair or Replacements	49	5,847	0.8%	0.7%	0.7%	0.7%
% of FP17s Relating to Continuations	43	5,847	0.7%	0.8%	0.8%	0.8%
% of Patients satisfied with the dentistry they have received	3	3	N/A	93.2%	93.2%	93.5%
% of Patients satisfied with the time they had to wait for an appointment	3	3	N/A	86.3%	88.5%	87.4%

* This is based on patients treated on this contract for their most recent course of treatment.

Figures in italics indicate the base number of FP17s or Patient Questionnaire responses are less than 100. N/A is shown where the base number of responses is less than 10 during the period. % is calculated as Quantity/Base number*100

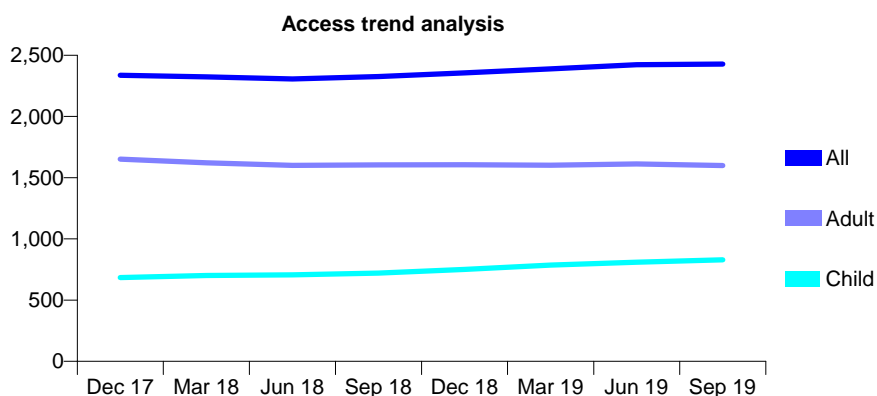
Q56 - Vital Signs At a Glance Contract Report for 773840/0001 - September 2019

Name or company name	MRS JA HASSAN
Contract type name	GDS Contract
Purpose of contract	General
Contract start date	01/04/2006
Contract end date	

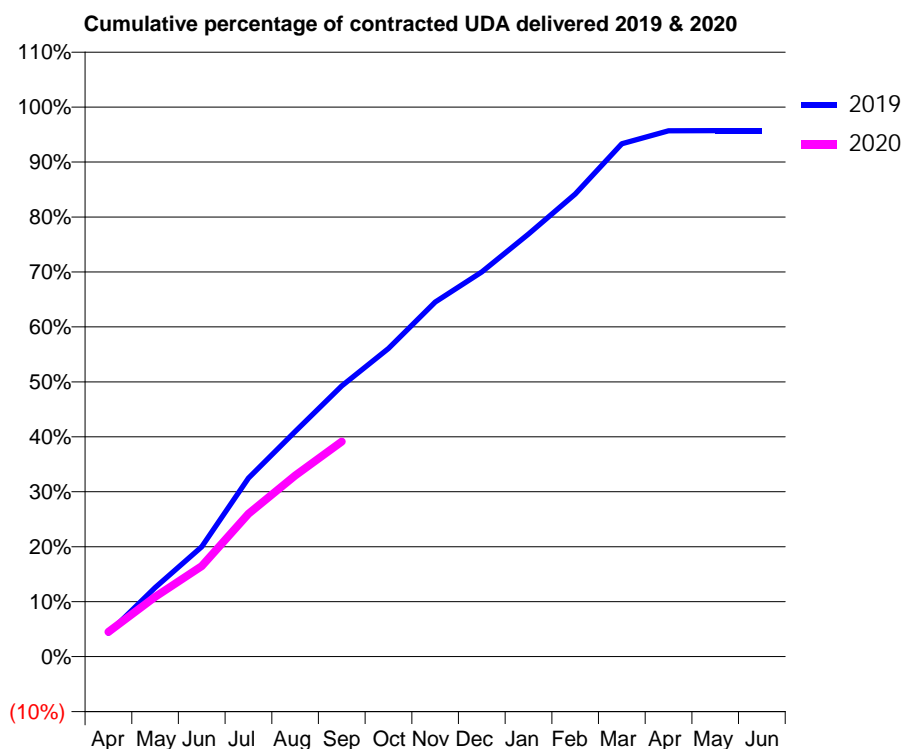
19/20 Contracted general activity (UDA)	6,000
Carry forward general activity (UDA)	0
19/20 Contracted orthodontic activity (UOA)	0
Carry forward orthodontic activity (UOA)	0
Baseline contract value	£138,034.47

ACCESS*

Patients seen in 24 months	Total	Change since previous quarter
Quarter ending September 2018	2,326	
Quarter ending December 2018	2,357	→
Quarter ending March 2019	2,388	→
Quarter ending June 2019	2,423	→
Quarter ending September 2019	2,429	→
Variance since September 2018	4.4%	↑



ACTIVITY



Month	Adjusted Scheduled Activity (UDA)	
	2019	2020
April	257	269
May	755	653
June	1,200	989
July	1,948	1,560
August	2,459	1,977
September	2,957	2,348
October	3,364	
November	3,871	
December	4,200	
January	4,614	
February	5,050	
March	5,598	
April	5,740	
May	5,741	
June	5,741	

QUALITY

	Quantity	Base Number	Contract	AT	Region	England
% of FP17s for the same patient ID Re-attending within 3 months - Children	43	613	7.0%	10.2%	11.3%	11.5%
% of FP17s for the same patient ID Re-attending within 3 months - Adults	137	937	14.6%	13.5%	14.7%	15.4%
% of FP17s for the same patient ID Re-attending between 3 & 9 months - Children	336	613	54.8%	60.8%	60.8%	59.7%
% of FP17s for the same patient ID Re-attending between 3 & 9 months - Adults	373	937	39.8%	50.2%	52.8%	51.7%
% of FP17s for Band 1 Urgent Courses	160	1,452	11.0%	9.2%	8.2%	9.2%
% of FP17s Relating to Free Repair or Replacements	5	1,452	0.3%	0.7%	0.7%	0.7%
% of FP17s Relating to Continuations	8	1,452	0.6%	0.8%	0.8%	0.8%
% of Patients satisfied with the dentistry they have received	1	1	N/A	93.2%	93.2%	93.5%
% of Patients satisfied with the time they had to wait for an appointment	1	1	N/A	86.3%	88.5%	87.4%

* This is based on patients treated on this contract for their most recent course of treatment. Figures in italics indicate the base number of FP17s or Patient Questionnaire responses are less than 100. N/A is shown where the base number of responses is less than 10 during the period. % is calculated as Quantity/Base number*100

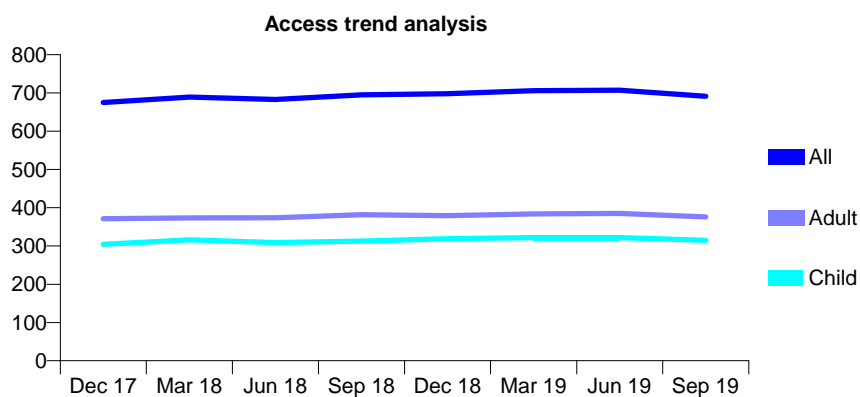
Q56 - Vital Signs At a Glance Contract Report for 800759/0002 - September 2019

Name or company name	MR D JONES
Contract type name	GDS Contract
Purpose of contract	General
Contract start date	28/07/2011
Contract end date	

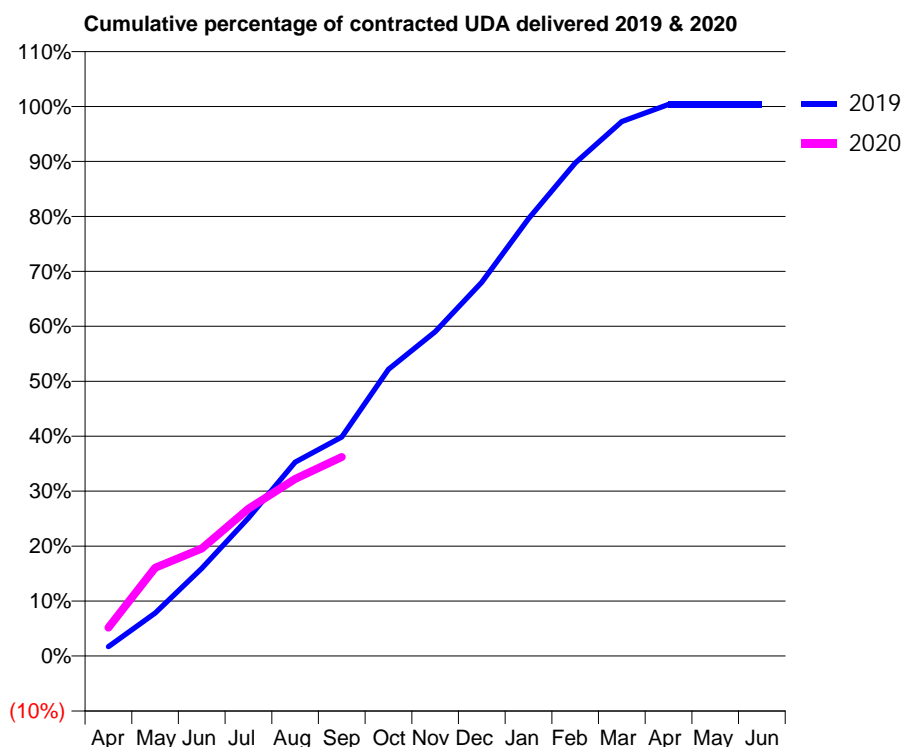
19/20 Contracted general activity (UDA)	1,409
Carry forward general activity (UDA)	-5
19/20 Contracted orthodontic activity (UOA)	0
Carry forward orthodontic activity (UOA)	0
Baseline contract value	£28,029.65

ACCESS*

Patients seen in 24 months	Total	Change since previous quarter
Quarter ending September 2018	695	
Quarter ending December 2018	698	→
Quarter ending March 2019	706	→
Quarter ending June 2019	707	→
Quarter ending September 2019	691	↓
Variance since September 2018	(0.6%)	→



ACTIVITY



Month	Adjusted Scheduled Activity (UDA)	
	2019	2020
April	24	73
May	110	226
June	225	276
July	354	378
August	497	454
September	562	510
October	735	
November	831	
December	958	
January	1,121	
February	1,264	
March	1,370	
April	1,414	
May	1,414	
June	1,414	

QUALITY

	Quantity	Base Number	Contract	AT	Region	England
% of FP17s for the same patient ID Re-attending within 3 months - Children	13	199	6.5%	10.2%	11.3%	11.5%
% of FP17s for the same patient ID Re-attending within 3 months - Adults	19	200	9.5%	13.5%	14.7%	15.4%
% of FP17s for the same patient ID Re-attending between 3 & 9 months - Children	134	199	67.3%	60.8%	60.8%	59.7%
% of FP17s for the same patient ID Re-attending between 3 & 9 months - Adults	123	200	61.5%	50.2%	52.8%	51.7%
% of FP17s for Band 1 Urgent Courses	7	367	1.9%	9.2%	8.2%	9.2%
% of FP17s Relating to Free Repair or Replacements	0	367	0.0%	0.7%	0.7%	0.7%
% of FP17s Relating to Continuations	0	367	0.0%	0.8%	0.8%	0.8%
% of Patients satisfied with the dentistry they have received	0	0	N/A	93.2%	93.2%	93.5%
% of Patients satisfied with the time they had to wait for an appointment	0	0	N/A	86.3%	88.5%	87.4%

* This is based on patients treated on this contract for their most recent course of treatment. Figures in italics indicate the base number of FP17s or Patient Questionnaire responses are less than 100. N/A is shown where the base number of responses is less than 10 during the period. % is calculated as Quantity/Base number*100

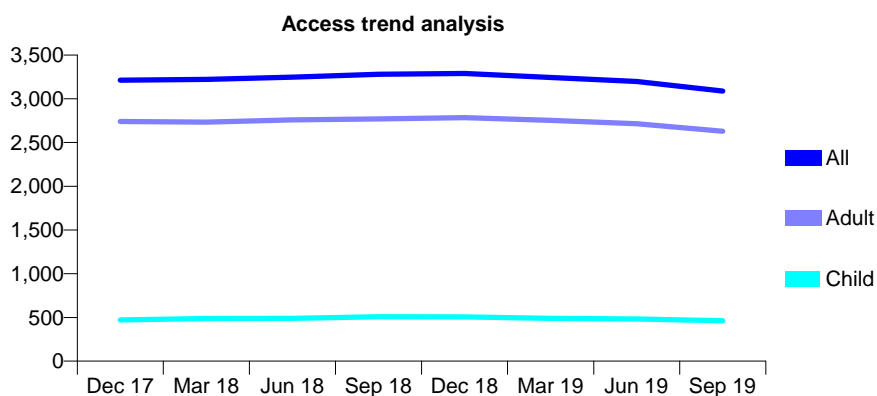
Q56 - Vital Signs At a Glance Contract Report for 809268/0001 - September 2019

Name or company name	MR DW FERNS
Contract type name	GDS Contract
Purpose of contract	General
Contract start date	01/04/2006
Contract end date	

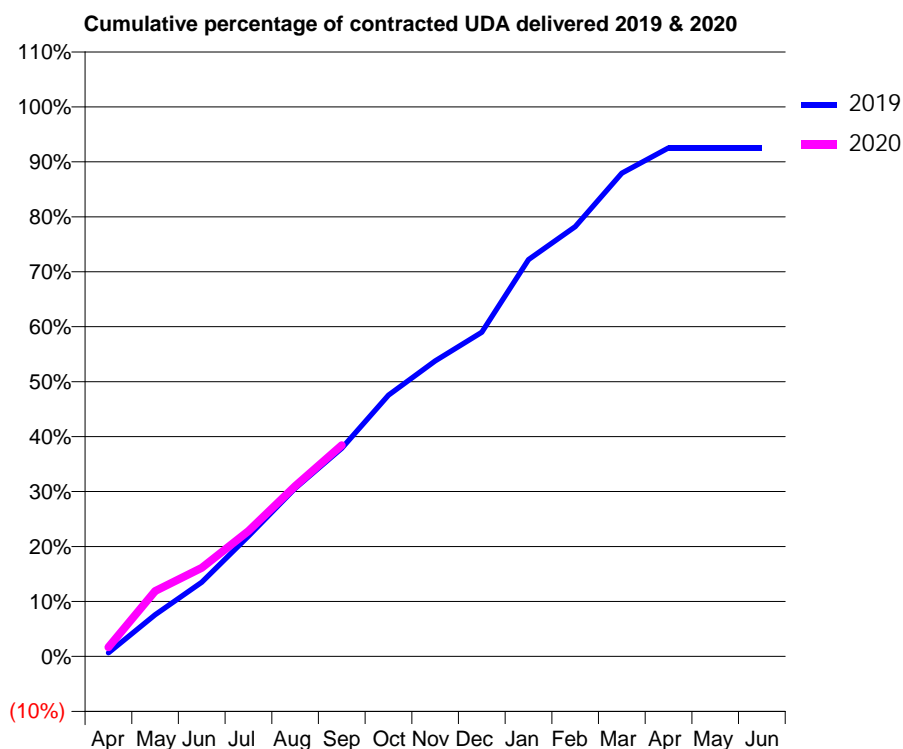
19/20 Contracted general activity (UDA)	9,437
Carry forward general activity (UDA)	0
19/20 Contracted orthodontic activity (UOA)	0
Carry forward orthodontic activity (UOA)	0
Baseline contract value	£233,821.51

ACCESS*

Patients seen in 24 months	Total	Change since previous quarter
Quarter ending September 2018	3,279	
Quarter ending December 2018	3,289	→
Quarter ending March 2019	3,243	↓
Quarter ending June 2019	3,199	↓
Quarter ending September 2019	3,089	↓
Variance since September 2018	(5.8%)	↓



ACTIVITY



Month	2019	2020
April	62	158
May	717	1,124
June	1,273	1,521
July	2,066	2,153
August	2,887	2,925
September	3,573	3,626
October	4,488	
November	5,073	
December	5,566	
January	6,815	
February	7,380	
March	8,299	
April	8,733	
May	8,733	
June	8,733	

QUALITY

	Quantity	Base Number	Contract	AT	Region	England
% of FP17s for the same patient ID Re-attending within 3 months - Children	13	194	6.7%	10.2%	11.3%	11.5%
% of FP17s for the same patient ID Re-attending within 3 months - Adults	338	1,513	22.3%	13.5%	14.7%	15.4%
% of FP17s for the same patient ID Re-attending between 3 & 9 months - Children	32	194	16.5%	60.8%	60.8%	59.7%
% of FP17s for the same patient ID Re-attending between 3 & 9 months - Adults	383	1,513	25.3%	50.2%	52.8%	51.7%
% of FP17s for Band 1 Urgent Courses	323	1,544	20.9%	9.2%	8.2%	9.2%
% of FP17s Relating to Free Repair or Replacements	33	1,544	2.1%	0.7%	0.7%	0.7%
% of FP17s Relating to Continuations	42	1,544	2.7%	0.8%	0.8%	0.8%
% of Patients satisfied with the dentistry they have received	1	1	N/A	93.2%	93.2%	93.5%
% of Patients satisfied with the time they had to wait for an appointment	1	1	N/A	86.3%	88.5%	87.4%

* This is based on patients treated on this contract for their most recent course of treatment. Figures in italics indicate the base number of FP17s or Patient Questionnaire responses are less than 100. N/A is shown where the base number of responses is less than 10 during the period. % is calculated as Quantity/Base number*100

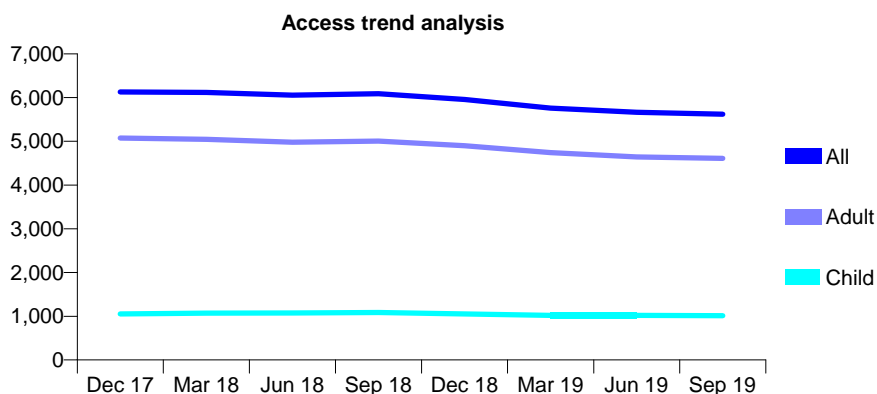
Q56 - Vital Signs At a Glance Contract Report for 812072/0001 - September 2019

Name or company name	Ipswich Dental Surgery
Contract type name	GDS Contract
Purpose of contract	General
Contract start date	01/04/2006
Contract end date	

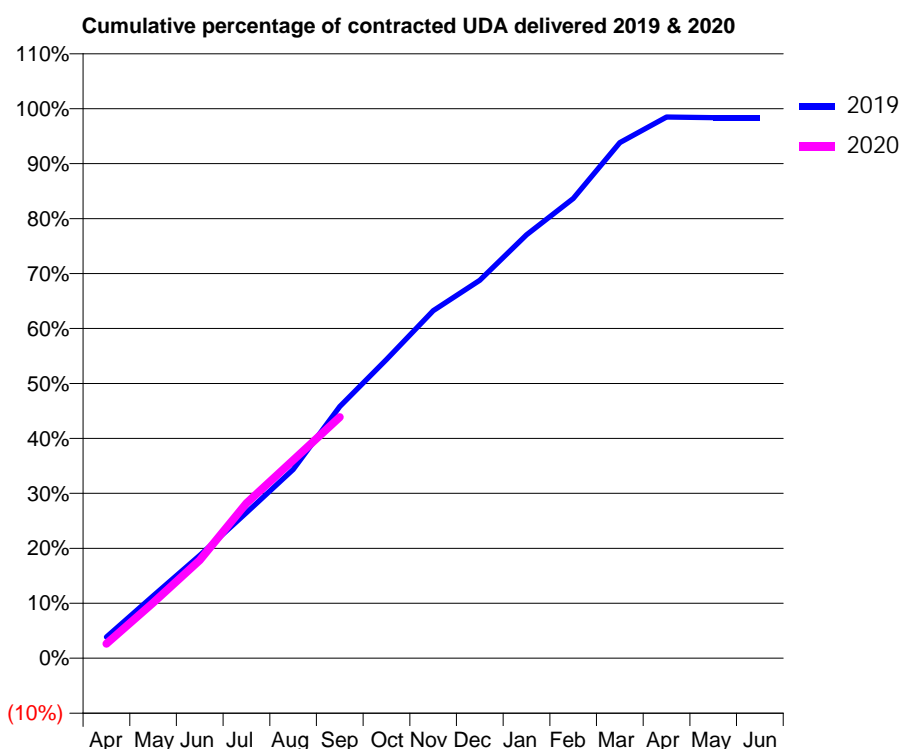
19/20 Contracted general activity (UDA)	14,528
Carry forward general activity (UDA)	239
19/20 Contracted orthodontic activity (UOA)	0
Carry forward orthodontic activity (UOA)	0
Baseline contract value	£340,129.12

ACCESS*

Patients seen in 24 months	Total	Change since previous quarter
Quarter ending September 2018	6,091	
Quarter ending December 2018	5,954	↓
Quarter ending March 2019	5,761	↓
Quarter ending June 2019	5,664	↓
Quarter ending September 2019	5,620	→
Variance since September 2018	(7.7%)	↓



ACTIVITY



Month	2019	2020
April	562	382
May	1,647	1,469
June	2,721	2,594
July	3,850	4,098
August	4,989	5,238
September	6,654	6,373
October	7,894	
November	9,190	
December	9,993	
January	11,191	
February	12,155	
March	13,628	
April	14,303	
May	14,291	
June	14,289	

QUALITY

	Quantity	Base Number	Contract	AT	Region	England
% of FP17s for the same patient ID Re-attending within 3 months - Children	34	645	5.3%	10.2%	11.3%	11.5%
% of FP17s for the same patient ID Re-attending within 3 months - Adults	295	2,499	11.8%	13.5%	14.7%	15.4%
% of FP17s for the same patient ID Re-attending between 3 & 9 months - Children	251	645	38.9%	60.8%	60.8%	59.7%
% of FP17s for the same patient ID Re-attending between 3 & 9 months - Adults	854	2,499	34.2%	50.2%	52.8%	51.7%
% of FP17s for Band 1 Urgent Courses	257	2,937	8.8%	9.2%	8.2%	9.2%
% of FP17s Relating to Free Repair or Replacements	19	2,937	0.6%	0.7%	0.7%	0.7%
% of FP17s Relating to Continuations	24	2,937	0.8%	0.8%	0.8%	0.8%
% of Patients satisfied with the dentistry they have received	6	7	N/A	93.2%	93.2%	93.5%
% of Patients satisfied with the time they had to wait for an appointment	6	7	N/A	86.3%	88.5%	87.4%

* This is based on patients treated on this contract for their most recent course of treatment.

Figures in italics indicate the base number of FP17s or Patient Questionnaire responses are less than 100. N/A is shown where the base number of responses is less than 10 during the period. % is calculated as Quantity/Base number*100

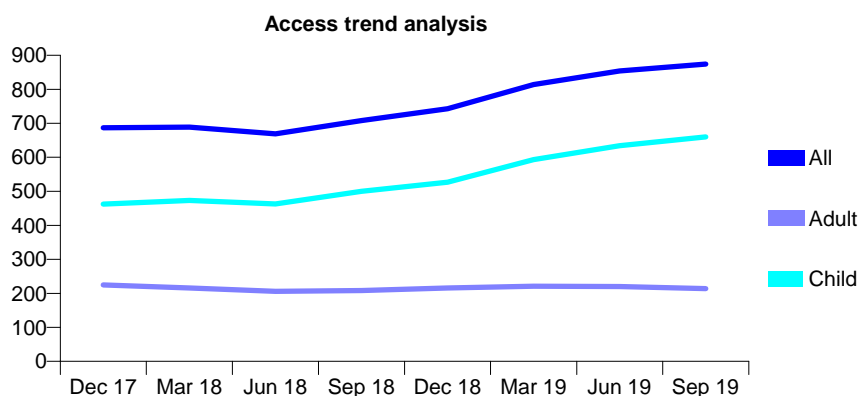
Q56 - Vital Signs At a Glance Contract Report for 812897/0001 - September 2019

Name or company name	MR WK DRYDEN
Contract type name	GDS Contract
Purpose of contract	General
Contract start date	01/04/2006
Contract end date	

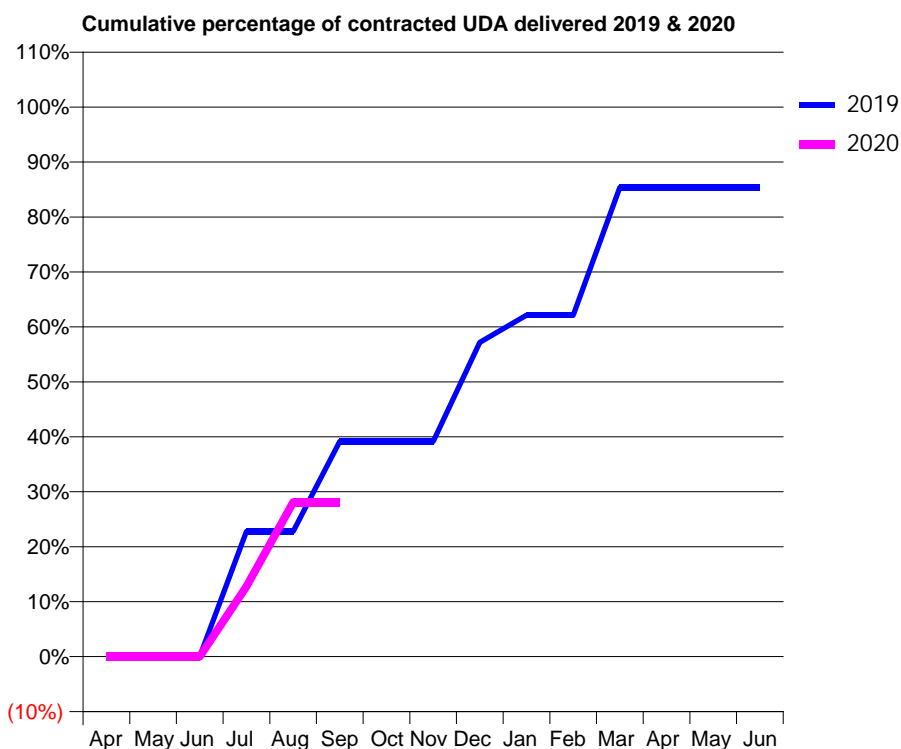
19/20 Contracted general activity (UDA)	1,529
Carry forward general activity (UDA)	0
19/20 Contracted orthodontic activity (UOA)	0
Carry forward orthodontic activity (UOA)	0
Baseline contract value	£49,906.15

ACCESS*

Patients seen in 24 months	Total	Change since previous quarter
Quarter ending September 2018	708	
Quarter ending December 2018	743	↑
Quarter ending March 2019	814	↑
Quarter ending June 2019	854	↑
Quarter ending September 2019	874	↑
Variance since September 2018	23.4%	↑



ACTIVITY



Month	Adjusted Scheduled Activity (UDA)	
	2019	2020
April	0	0
May	0	0
June	0	0
July	349	195
August	349	430
September	599	430
October	599	
November	599	
December	874	
January	950	
February	950	
March	1,305	
April	1,305	
May	1,305	
June	1,305	

QUALITY

	Quantity	Base Number	Contract	AT	Region	England
% of FP17s for the same patient ID Re-attending within 3 months - Children	22	367	6.0%	10.2%	11.3%	11.5%
% of FP17s for the same patient ID Re-attending within 3 months - Adults	8	75	10.7%	13.5%	14.7%	15.4%
% of FP17s for the same patient ID Re-attending between 3 & 9 months - Children	175	367	47.7%	60.8%	60.8%	59.7%
% of FP17s for the same patient ID Re-attending between 3 & 9 months - Adults	34	75	45.3%	50.2%	52.8%	51.7%
% of FP17s for Band 1 Urgent Courses	3	395	0.8%	9.2%	8.2%	9.2%
% of FP17s Relating to Free Repair or Replacements	1	395	0.3%	0.7%	0.7%	0.7%
% of FP17s Relating to Continuations	0	395	0.0%	0.8%	0.8%	0.8%
% of Patients satisfied with the dentistry they have received	0	0	N/A	93.2%	93.2%	93.5%
% of Patients satisfied with the time they had to wait for an appointment	0	0	N/A	86.3%	88.5%	87.4%

* This is based on patients treated on this contract for their most recent course of treatment. Figures in italics indicate the base number of FP17s or Patient Questionnaire responses are less than 100. N/A is shown where the base number of responses is less than 10 during the period. % is calculated as Quantity/Base number*100

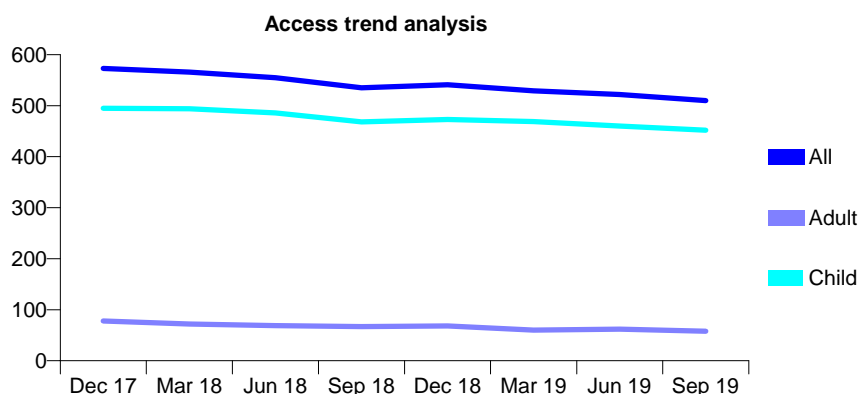
Q56 - Vital Signs At a Glance Contract Report for 813095/0002 - September 2019

Name or company name	MS BA BRABBINS
Contract type name	GDS Contract
Purpose of contract	General
Contract start date	01/04/2006
Contract end date	

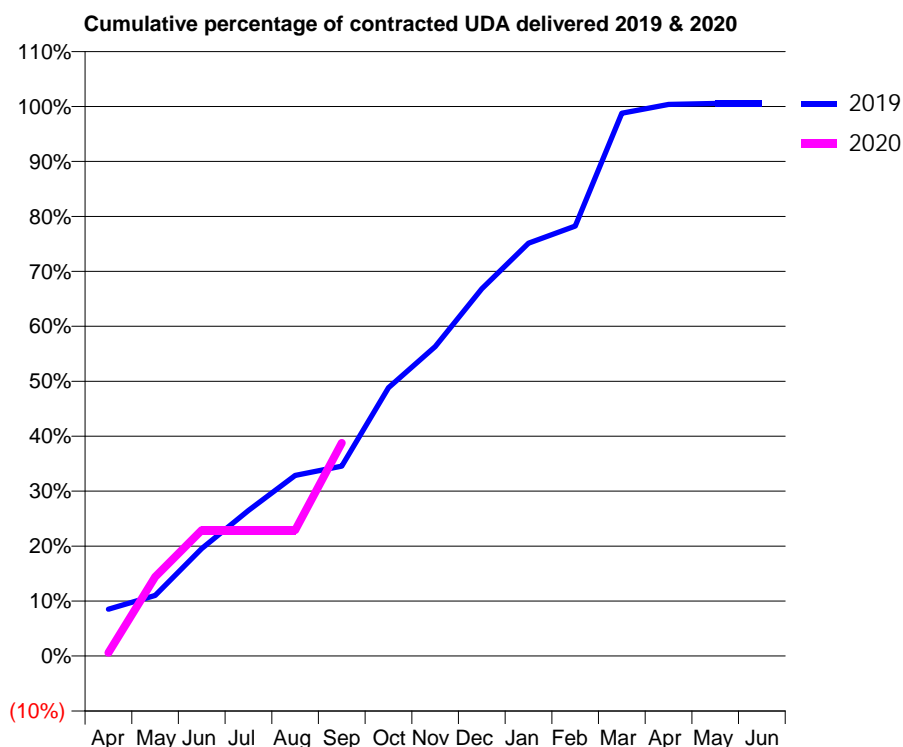
19/20 Contracted general activity (UDA)	1,000
Carry forward general activity (UDA)	-6
19/20 Contracted orthodontic activity (UOA)	0
Carry forward orthodontic activity (UOA)	0
Baseline contract value	£24,930.71

ACCESS*

Patients seen in 24 months	Total	Change since previous quarter
Quarter ending September 2018	535	
Quarter ending December 2018	541	→
Quarter ending March 2019	529	↓
Quarter ending June 2019	522	↓
Quarter ending September 2019	510	↓
Variance since September 2018	(4.7%)	↓



ACTIVITY



Month	Adjusted Scheduled Activity (UDA)	
	2019	2020
April	85	6
May	110	144
June	195	229
July	265	229
August	329	229
September	346	388
October	488	
November	563	
December	668	
January	751	
February	782	
March	988	
April	1,004	
May	1,006	
June	1,006	

QUALITY

	Quantity	Base Number	Contract	AT	Region	England
% of FP17s for the same patient ID Re-attending within 3 months - Children	5	267	1.9%	10.2%	11.3%	11.5%
% of FP17s for the same patient ID Re-attending within 3 months - Adults	0	11	0.0%	13.5%	14.7%	15.4%
% of FP17s for the same patient ID Re-attending between 3 & 9 months - Children	170	267	63.7%	60.8%	60.8%	59.7%
% of FP17s for the same patient ID Re-attending between 3 & 9 months - Adults	6	11	54.5%	50.2%	52.8%	51.7%
% of FP17s for Band 1 Urgent Courses	0	271	0.0%	9.2%	8.2%	9.2%
% of FP17s Relating to Free Repair or Replacements	0	271	0.0%	0.7%	0.7%	0.7%
% of FP17s Relating to Continuations	0	271	0.0%	0.8%	0.8%	0.8%
% of Patients satisfied with the dentistry they have received	0	0	N/A	93.2%	93.2%	93.5%
% of Patients satisfied with the time they had to wait for an appointment	0	0	N/A	86.3%	88.5%	87.4%

* This is based on patients treated on this contract for their most recent course of treatment. Figures in italics indicate the base number of FP17s or Patient Questionnaire responses are less than 100. N/A is shown where the base number of responses is less than 10 during the period. % is calculated as Quantity/Base number*100

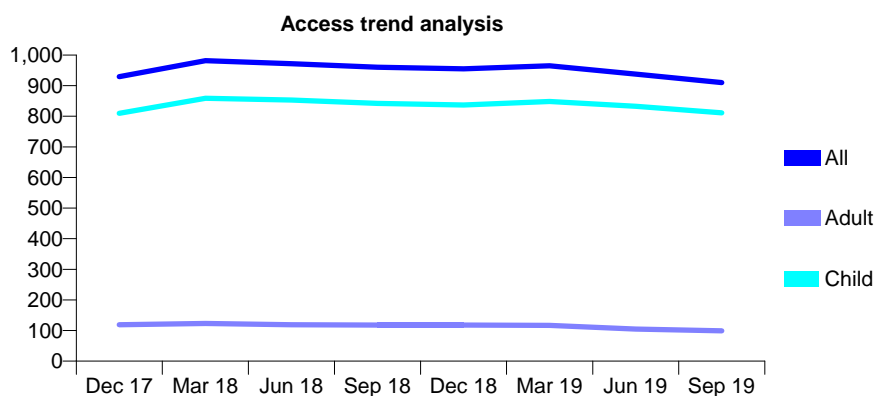
Q56 - Vital Signs At a Glance Contract Report for 819948/0001 - September 2019

Name or company name	Louisa Lee, Jigme Tsering and Donya Stok
Contract type name	GDS Contract
Purpose of contract	General
Contract start date	01/06/2008
Contract end date	

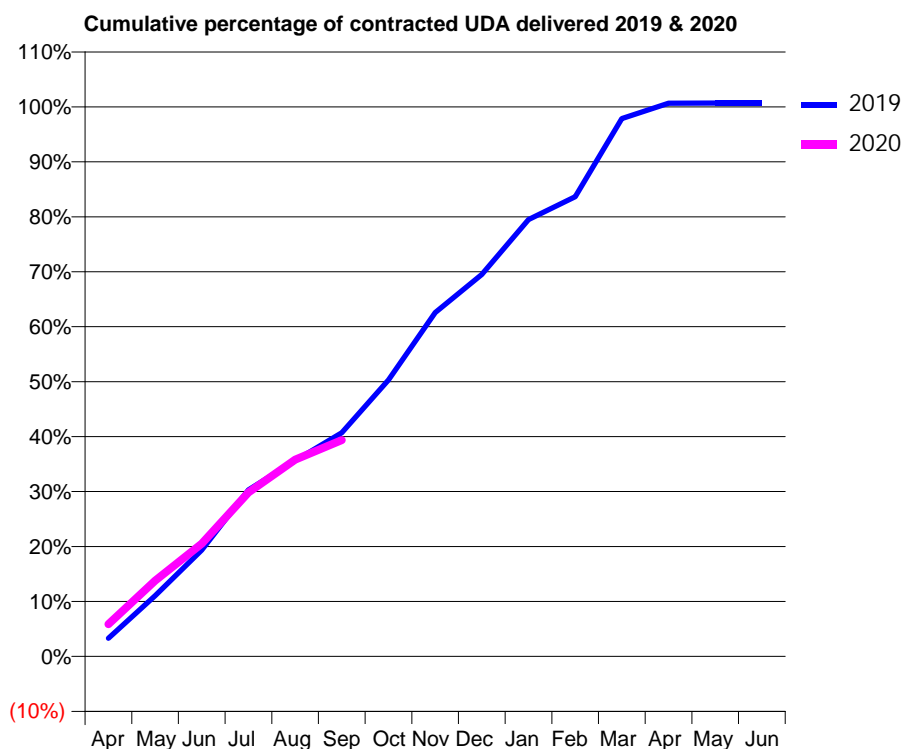
19/20 Contracted general activity (UDA)	2,101
Carry forward general activity (UDA)	-15
19/20 Contracted orthodontic activity (UOA)	0
Carry forward orthodontic activity (UOA)	0
Baseline contract value	£49,750.03

ACCESS*

Patients seen in 24 months	Total	Change since previous quarter
Quarter ending September 2018	960	
Quarter ending December 2018	955	→
Quarter ending March 2019	965	→
Quarter ending June 2019	938	↓
Quarter ending September 2019	910	↓
Variance since September 2018	(5.2%)	↓



ACTIVITY



Month	2019	2020
April	70	124
May	234	290
June	410	431
July	641	627
August	754	752
September	861	827
October	1,065	
November	1,324	
December	1,470	
January	1,682	
February	1,770	
March	2,071	
April	2,130	
May	2,131	
June	2,131	

QUALITY

	Quantity	Base Number	Contract	AT	Region	England
% of FP17s for the same patient ID Re-attending within 3 months - Children	28	550	5.1%	10.2%	11.3%	11.5%
% of FP17s for the same patient ID Re-attending within 3 months - Adults	0	25	0.0%	13.5%	14.7%	15.4%
% of FP17s for the same patient ID Re-attending between 3 & 9 months - Children	394	550	71.6%	60.8%	60.8%	59.7%
% of FP17s for the same patient ID Re-attending between 3 & 9 months - Adults	16	25	64.0%	50.2%	52.8%	51.7%
% of FP17s for Band 1 Urgent Courses	7	541	1.3%	9.2%	8.2%	9.2%
% of FP17s Relating to Free Repair or Replacements	0	541	0.0%	0.7%	0.7%	0.7%
% of FP17s Relating to Continuations	0	541	0.0%	0.8%	0.8%	0.8%
% of Patients satisfied with the dentistry they have received	1	1	N/A	93.2%	93.2%	93.5%
% of Patients satisfied with the time they had to wait for an appointment	1	1	N/A	86.3%	88.5%	87.4%

* This is based on patients treated on this contract for their most recent course of treatment. Figures in italics indicate the base number of FP17s or Patient Questionnaire responses are less than 100. N/A is shown where the base number of responses is less than 10 during the period. % is calculated as Quantity/Base number*100

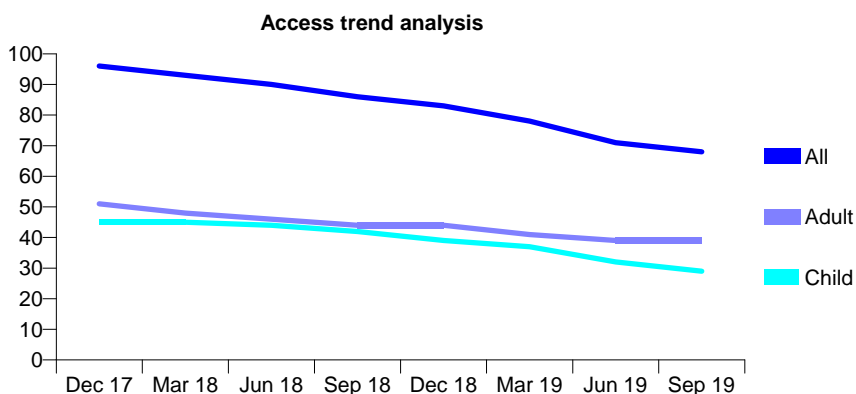
Q56 - Vital Signs At a Glance Contract Report for 825875/0001 - September 2019

Name or company name	MISS S PATEL
Contract type name	GDS Contract
Purpose of contract	General
Contract start date	01/04/2006
Contract end date	30/06/2019

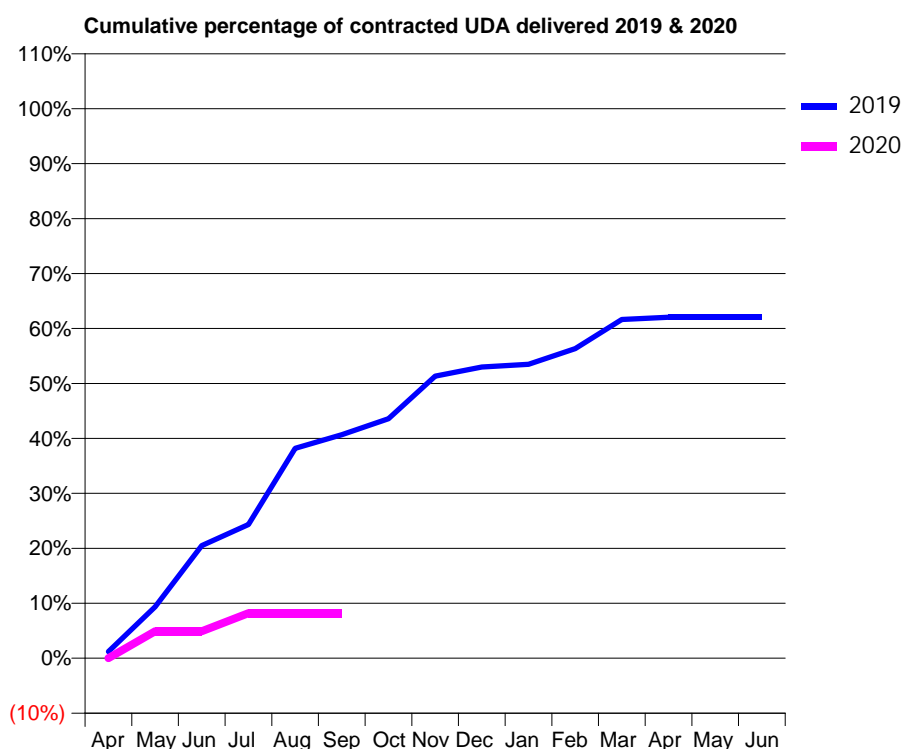
19/20 Contracted general activity (UDA)	61
Carry forward general activity (UDA)	0
19/20 Contracted orthodontic activity (UOA)	0
Carry forward orthodontic activity (UOA)	0
Baseline contract value	£1,399.94

ACCESS*

Patients seen in 24 months	Total	Change since previous quarter
Quarter ending September 2018	86	
Quarter ending December 2018	83	↓
Quarter ending March 2019	78	↓
Quarter ending June 2019	71	↓
Quarter ending September 2019	68	↓
Variance since September 2018	(20.9%)	↓



ACTIVITY



Month	2019	2020
April	3	0
May	23	3
June	50	3
July	60	5
August	94	5
September	100	5
October	107	
November	126	
December	130	
January	131	
February	138	
March	151	
April	152	
May	152	
June	152	

QUALITY

	Quantity	Base Number	Contract	AT	Region	England
% of FP17s for the same patient ID Re-attending within 3 months - Children	1	3	33.3%	10.2%	11.3%	11.5%
% of FP17s for the same patient ID Re-attending within 3 months - Adults	2	5	40.0%	13.5%	14.7%	15.4%
% of FP17s for the same patient ID Re-attending between 3 & 9 months - Children	2	3	66.7%	60.8%	60.8%	59.7%
% of FP17s for the same patient ID Re-attending between 3 & 9 months - Adults	3	5	60.0%	50.2%	52.8%	51.7%
% of FP17s for Band 1 Urgent Courses	0	5	0.0%	9.2%	8.2%	9.2%
% of FP17s Relating to Free Repair or Replacements	0	5	0.0%	0.7%	0.7%	0.7%
% of FP17s Relating to Continuations	0	5	0.0%	0.8%	0.8%	0.8%
% of Patients satisfied with the dentistry they have received	0	0	N/A	93.2%	93.2%	93.5%
% of Patients satisfied with the time they had to wait for an appointment	0	0	N/A	86.3%	88.5%	87.4%

* This is based on patients treated on this contract for their most recent course of treatment.

Figures in italics indicate the base number of FP17s or Patient Questionnaire responses are less than 100. N/A is shown where the base number of responses is less than 10 during the period. % is calculated as Quantity/Base number*100

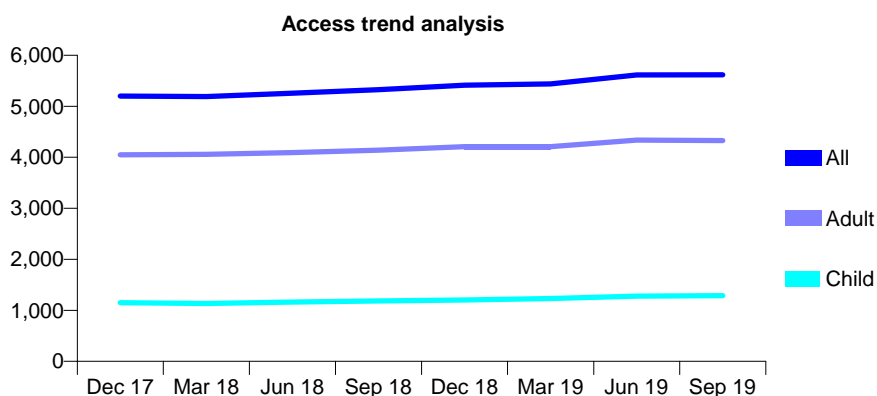
Q56 - Vital Signs At a Glance Contract Report for 827134/0006 - September 2019

Name or company name	MR JG PLUMMER
Contract type name	GDS Contract
Purpose of contract	General and Orthodontic
Contract start date	01/04/2006
Contract end date	

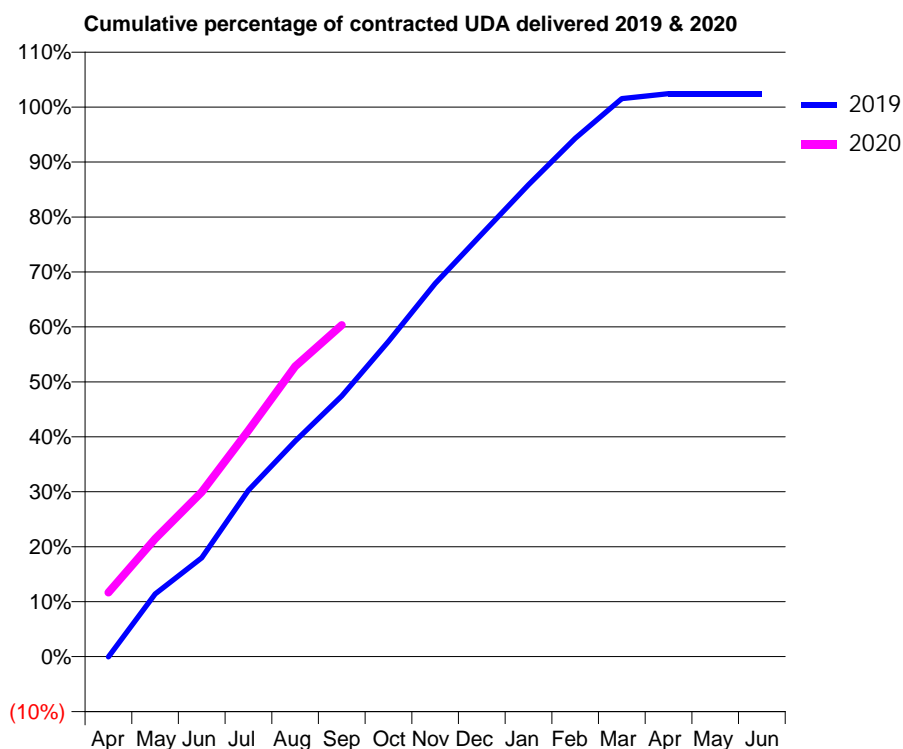
19/20 Contracted general activity (UDA)	13,778
Carry forward general activity (UDA)	-276
19/20 Contracted orthodontic activity (UOA)	1,408
Carry forward orthodontic activity (UOA)	-28
Baseline contract value	£574,086.55

ACCESS*

Patients seen in 24 months	Total	Change since previous quarter
Quarter ending September 2018	5,327	
Quarter ending December 2018	5,413	→
Quarter ending March 2019	5,440	→
Quarter ending June 2019	5,614	↑
Quarter ending September 2019	5,616	→
Variance since September 2018	5.4%	↑



ACTIVITY



Month	Adjusted Scheduled Activity (UDA)	
	2019	2020
April	-8	1,607
May	1,569	2,959
June	2,480	4,129
July	4,169	5,673
August	5,405	7,276
September	6,535	8,311
October	7,903	
November	9,358	
December	10,594	
January	11,830	
February	12,994	
March	13,987	
April	14,114	
May	14,115	
June	14,115	

QUALITY

	Quantity	Base Number	Contract	AT	Region	England
% of FP17s for the same patient ID Re-attending within 3 months - Children	94	1,073	8.8%	10.2%	11.3%	11.5%
% of FP17s for the same patient ID Re-attending within 3 months - Adults	410	2,908	14.1%	13.5%	14.7%	15.4%
% of FP17s for the same patient ID Re-attending between 3 & 9 months - Children	523	1,073	48.7%	60.8%	60.8%	59.7%
% of FP17s for the same patient ID Re-attending between 3 & 9 months - Adults	908	2,908	31.2%	50.2%	52.8%	51.7%
% of FP17s for Band 1 Urgent Courses	335	3,703	9.0%	9.2%	8.2%	9.2%
% of FP17s Relating to Free Repair or Replacements	77	3,703	2.1%	0.7%	0.7%	0.7%
% of FP17s Relating to Continuations	62	3,703	1.7%	0.8%	0.8%	0.8%
% of Patients satisfied with the dentistry they have received	2	2	N/A	93.2%	93.2%	93.5%
% of Patients satisfied with the time they had to wait for an appointment	2	2	N/A	86.3%	88.5%	87.4%

* This is based on patients treated on this contract for their most recent course of treatment. Figures in italics indicate the base number of FP17s or Patient Questionnaire responses are less than 100. N/A is shown where the base number of responses is less than 10 during the period. % is calculated as Quantity/Base number*100

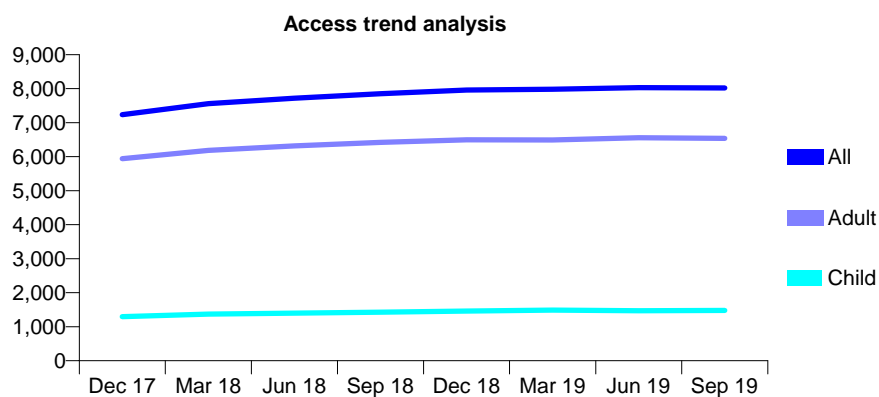
Q56 - Vital Signs At a Glance Contract Report for 827134/0007 - September 2019

Name or company name	MR JG PLUMMER
Contract type name	GDS Contract
Purpose of contract	General and Orthodontic
Contract start date	01/04/2006
Contract end date	

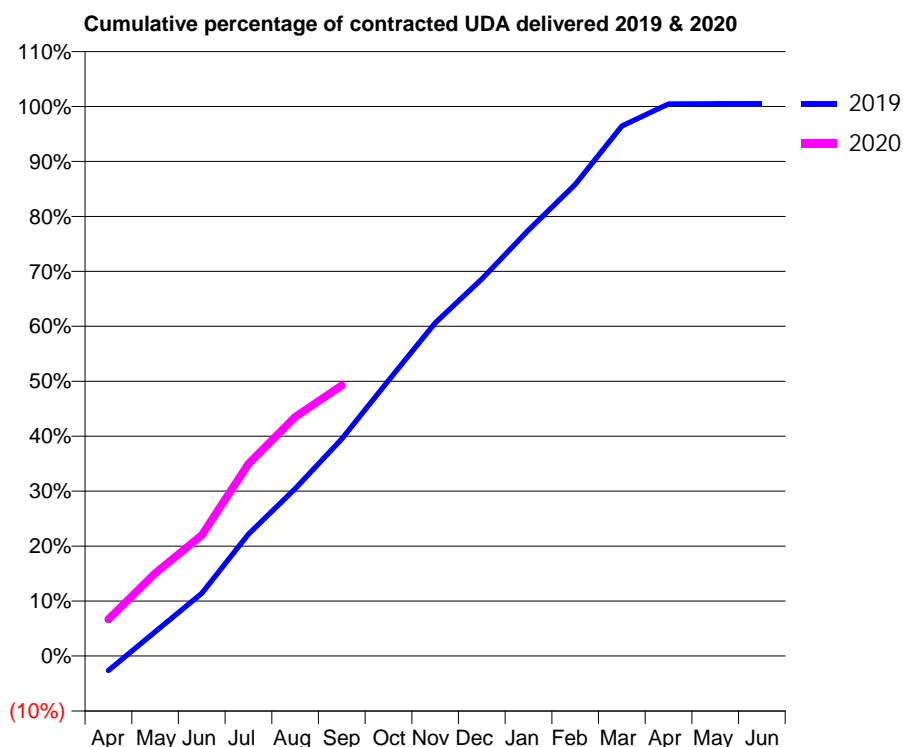
19/20 Contracted general activity (UDA)	17,482
Carry forward general activity (UDA)	-83
19/20 Contracted orthodontic activity (UOA)	1,430
Carry forward orthodontic activity (UOA)	-29
Baseline contract value	£722,295.21

ACCESS*

Patients seen in 24 months	Total	Change since previous quarter
Quarter ending September 2018	7,852	
Quarter ending December 2018	7,958	→
Quarter ending March 2019	7,981	→
Quarter ending June 2019	8,031	→
Quarter ending September 2019	8,022	→
Variance since September 2018	2.2%	↑



ACTIVITY



Month	Adjusted Scheduled Activity (UDA)	
	2019	2020
April	-467	1,169
May	770	2,634
June	1,997	3,840
July	3,878	6,113
August	5,321	7,606
September	6,909	8,606
October	8,765	
November	10,600	
December	11,990	
January	13,548	
February	14,997	
March	16,856	
April	17,562	
May	17,565	
June	17,565	

QUALITY

	Quantity	Base Number	Contract	AT	Region	England
% of FP17s for the same patient ID Re-attending within 3 months - Children	78	1,045	7.5%	10.2%	11.3%	11.5%
% of FP17s for the same patient ID Re-attending within 3 months - Adults	561	4,401	12.7%	13.5%	14.7%	15.4%
% of FP17s for the same patient ID Re-attending between 3 & 9 months - Children	475	1,045	45.5%	60.8%	60.8%	59.7%
% of FP17s for the same patient ID Re-attending between 3 & 9 months - Adults	1,628	4,401	37.0%	50.2%	52.8%	51.7%
% of FP17s for Band 1 Urgent Courses	509	4,688	10.9%	9.2%	8.2%	9.2%
% of FP17s Relating to Free Repair or Replacements	64	4,688	1.4%	0.7%	0.7%	0.7%
% of FP17s Relating to Continuations	55	4,688	1.2%	0.8%	0.8%	0.8%
% of Patients satisfied with the dentistry they have received	1	1	N/A	93.2%	93.2%	93.5%
% of Patients satisfied with the time they had to wait for an appointment	1	1	N/A	86.3%	88.5%	87.4%

* This is based on patients treated on this contract for their most recent course of treatment. Figures in italics indicate the base number of FP17s or Patient Questionnaire responses are less than 100. N/A is shown where the base number of responses is less than 10 during the period. % is calculated as Quantity/Base number*100

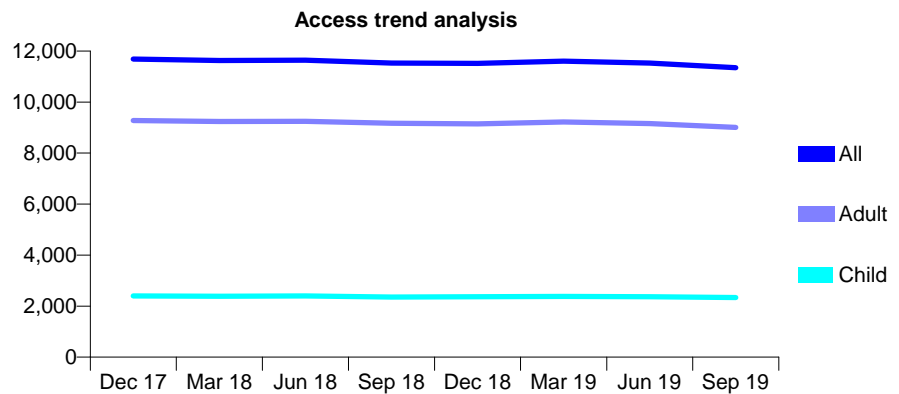
Q56 - Vital Signs At a Glance Contract Report for 827134/0008 - September 2019

Name or company name	MR JG PLUMMER
Contract type name	GDS Contract
Purpose of contract	General and Orthodontic
Contract start date	01/04/2006
Contract end date	

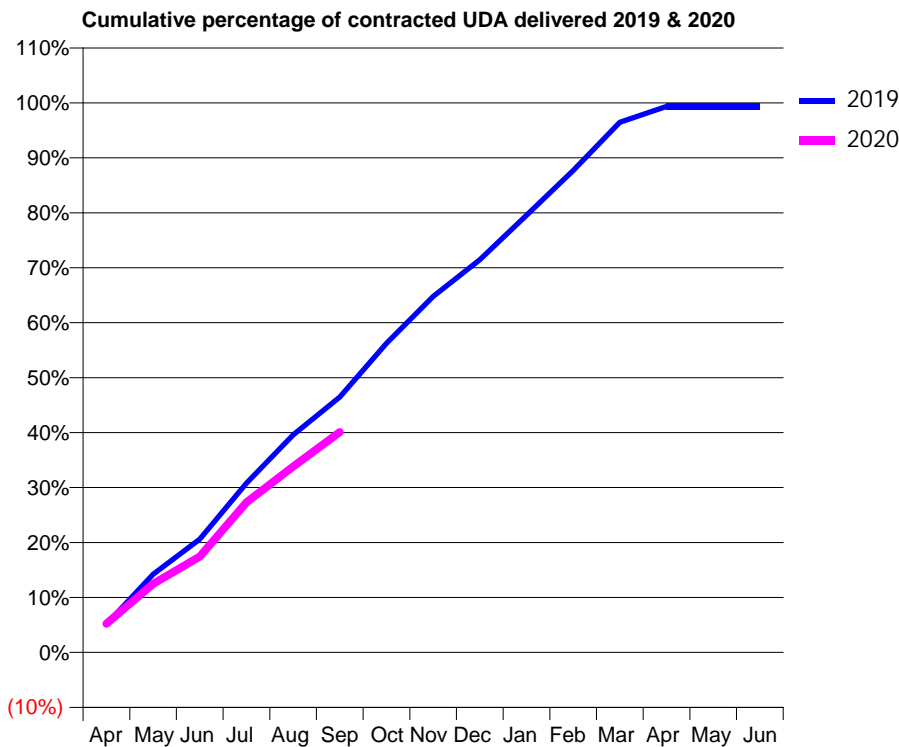
19/20 Contracted general activity (UDA)	25,930
Carry forward general activity (UDA)	175
19/20 Contracted orthodontic activity (UOA)	1,430
Carry forward orthodontic activity (UOA)	-29
Baseline contract value	£871,987.69

ACCESS*

Patients seen in 24 months	Total	Change since previous quarter
Quarter ending September 2018	11,525	
Quarter ending December 2018	11,518	→
Quarter ending March 2019	11,603	→
Quarter ending June 2019	11,528	→
Quarter ending September 2019	11,348	↓
Variance since September 2018	(1.5%)	↓



ACTIVITY



Month	2019	2020
April	1,332	1,354
May	3,691	3,239
June	5,343	4,520
July	7,985	7,084
August	10,263	8,774
September	12,044	10,390
October	14,583	
November	16,797	
December	18,527	
January	20,633	
February	22,743	
March	25,016	
April	25,755	
May	25,755	
June	25,755	

QUALITY

	Quantity	Base Number	Contract	AT	Region	England
% of FP17s for the same patient ID Re-attending within 3 months - Children	143	1,897	7.5%	10.2%	11.3%	11.5%
% of FP17s for the same patient ID Re-attending within 3 months - Adults	727	5,714	12.7%	13.5%	14.7%	15.4%
% of FP17s for the same patient ID Re-attending between 3 & 9 months - Children	1,010	1,897	53.2%	60.8%	60.8%	59.7%
% of FP17s for the same patient ID Re-attending between 3 & 9 months - Adults	2,170	5,714	38.0%	50.2%	52.8%	51.7%
% of FP17s for Band 1 Urgent Courses	727	6,600	11.0%	9.2%	8.2%	9.2%
% of FP17s Relating to Free Repair or Replacements	55	6,600	0.8%	0.7%	0.7%	0.7%
% of FP17s Relating to Continuations	33	6,600	0.5%	0.8%	0.8%	0.8%
% of Patients satisfied with the dentistry they have received	2	3	N/A	93.2%	93.2%	93.5%
% of Patients satisfied with the time they had to wait for an appointment	1	3	N/A	86.3%	88.5%	87.4%

* This is based on patients treated on this contract for their most recent course of treatment. Figures in italics indicate the base number of FP17s or Patient Questionnaire responses are less than 100. N/A is shown where the base number of responses is less than 10 during the period. % is calculated as Quantity/Base number*100

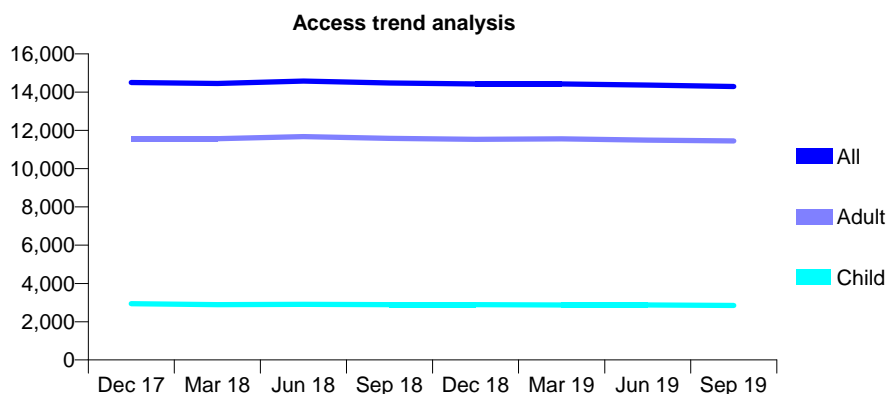
Q56 - Vital Signs At a Glance Contract Report for 827134/0009 - September 2019

Name or company name	MR JG PLUMMER
Contract type name	GDS Contract
Purpose of contract	General and Orthodontic
Contract start date	01/04/2006
Contract end date	

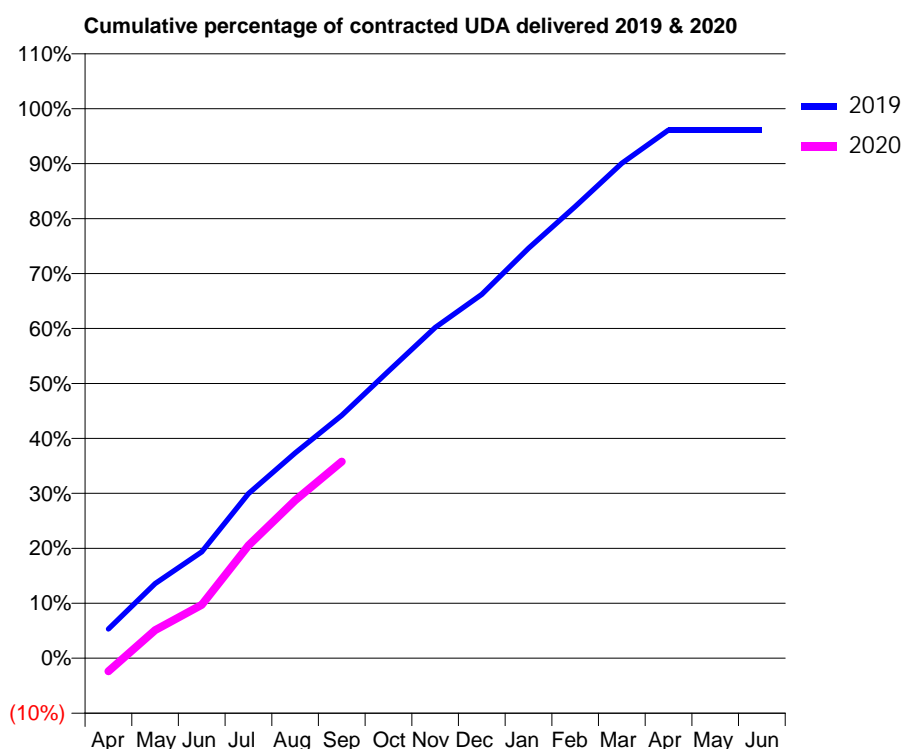
19/20 Contracted general activity (UDA)	35,162
Carry forward general activity (UDA)	1,393
19/20 Contracted orthodontic activity (UOA)	1,980
Carry forward orthodontic activity (UOA)	-11
Baseline contract value	£1,189,190.78

ACCESS*

Patients seen in 24 months	Total	Change since previous quarter
Quarter ending September 2018	14,474	
Quarter ending December 2018	14,429	→
Quarter ending March 2019	14,426	→
Quarter ending June 2019	14,368	→
Quarter ending September 2019	14,294	→
Variance since September 2018	(1.2%)	↓



ACTIVITY



Month	2019	2020
April	1,913	-842
May	4,876	1,796
June	6,946	3,419
July	10,751	7,211
August	13,409	10,101
September	15,863	12,579
October	18,746	
November	21,601	
December	23,766	
January	26,781	
February	29,507	
March	32,328	
April	34,496	
May	34,499	
June	34,499	

QUALITY

	Quantity	Base Number	Contract	AT	Region	England
% of FP17s for the same patient ID Re-attending within 3 months - Children	154	2,304	6.7%	10.2%	11.3%	11.5%
% of FP17s for the same patient ID Re-attending within 3 months - Adults	1,063	7,933	13.4%	13.5%	14.7%	15.4%
% of FP17s for the same patient ID Re-attending between 3 & 9 months - Children	1,404	2,304	60.9%	60.8%	60.8%	59.7%
% of FP17s for the same patient ID Re-attending between 3 & 9 months - Adults	3,193	7,933	40.2%	50.2%	52.8%	51.7%
% of FP17s for Band 1 Urgent Courses	1,064	8,860	12.0%	9.2%	8.2%	9.2%
% of FP17s Relating to Free Repair or Replacements	78	8,860	0.9%	0.7%	0.7%	0.7%
% of FP17s Relating to Continuations	71	8,860	0.8%	0.8%	0.8%	0.8%
% of Patients satisfied with the dentistry they have received	1	2	N/A	93.2%	93.2%	93.5%
% of Patients satisfied with the time they had to wait for an appointment	2	2	N/A	86.3%	88.5%	87.4%

* This is based on patients treated on this contract for their most recent course of treatment.

Figures in italics indicate the base number of FP17s or Patient Questionnaire responses are less than 100. N/A is shown where the base number of responses is less than 10 during the period. % is calculated as Quantity/Base number*100

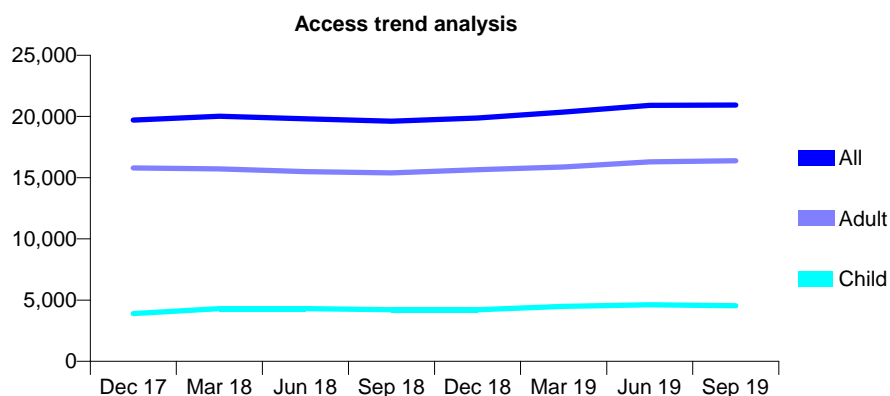
Q56 - Vital Signs At a Glance Contract Report for 827134/0010 - September 2019

Name or company name	MR JG PLUMMER
Contract type name	Pilot Contract
Purpose of contract	General and Orthodontic
Contract start date	01/04/2006
Contract end date	

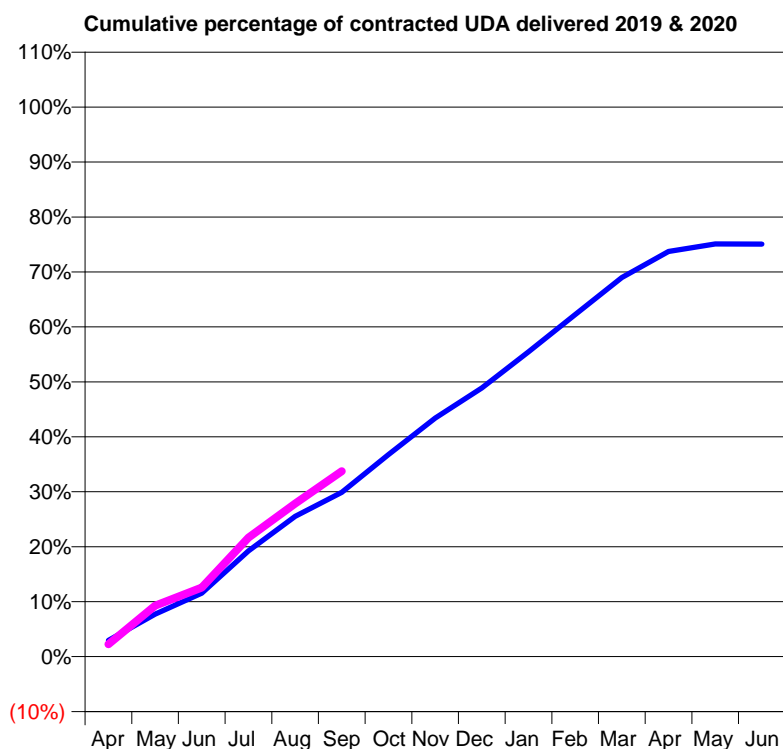
19/20 Contracted general activity (UDA)	51,443
Carry forward general activity (UDA)	0
19/20 Contracted orthodontic activity (UOA)	2,750
Carry forward orthodontic activity (UOA)	83
Baseline contract value	£1,702,755.00

ACCESS*

Patients seen in 24 months	Total	Change since previous quarter
Quarter ending September 2018	19,616	
Quarter ending December 2018	19,873	→
Quarter ending March 2019	20,368	↑
Quarter ending June 2019	20,907	↑
Quarter ending September 2019	20,935	→
Variance since September 2018	6.7%	↑



ACTIVITY



Month	Adjusted Scheduled Activity (UDA)	
	2019	2020
April	1,513	1,163
May	3,973	4,773
June	5,937	6,476
July	9,892	11,143
August	13,123	14,323
September	15,390	17,358
October	18,913	
November	22,330	
December	25,144	
January	28,529	
February	32,025	
March	35,484	
April	37,919	
May	38,626	
June	38,623	

QUALITY

	Quantity	Base Number	Contract	AT	Region	England
% of FP17s for the same patient ID Re-attending within 3 months - Children	207	3,427	6.0%	10.2%	11.3%	11.5%
% of FP17s for the same patient ID Re-attending within 3 months - Adults	864	8,926	9.7%	13.5%	14.7%	15.4%
% of FP17s for the same patient ID Re-attending between 3 & 9 months - Children	1,297	3,427	37.8%	60.8%	60.8%	59.7%
% of FP17s for the same patient ID Re-attending between 3 & 9 months - Adults	2,757	8,926	30.9%	50.2%	52.8%	51.7%
% of FP17s for Band 1 Urgent Courses	910	10,007	9.1%	9.2%	8.2%	9.2%
% of FP17s Relating to Free Repair or Replacements	125	10,007	1.2%	0.7%	0.7%	0.7%
% of FP17s Relating to Continuations	75	10,007	0.7%	0.8%	0.8%	0.8%
% of Patients satisfied with the dentistry they have received	4	4	N/A	93.2%	93.2%	93.5%
% of Patients satisfied with the time they had to wait for an appointment	3	4	N/A	86.3%	88.5%	87.4%

* This is based on patients treated on this contract for their most recent course of treatment. Figures in italics indicate the base number of FP17s or Patient Questionnaire responses are less than 100. N/A is shown where the base number of responses is less than 10 during the period. % is calculated as Quantity/Base number*100

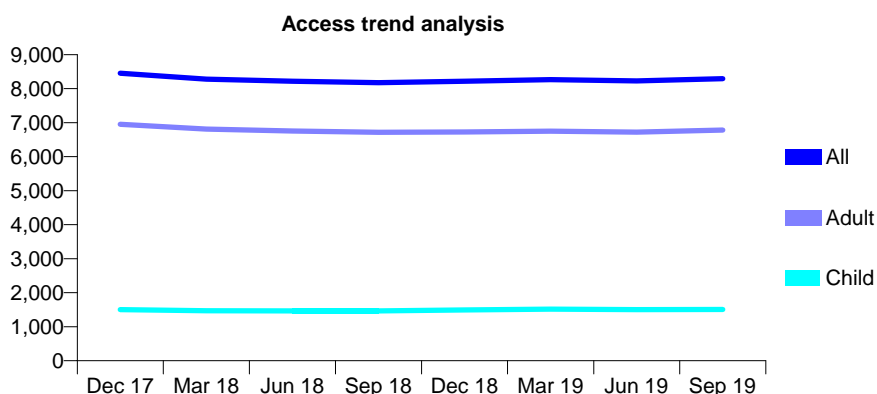
Q56 - Vital Signs At a Glance Contract Report for 827134/0012 - September 2019

Name or company name	MR JG PLUMMER
Contract type name	GDS Contract
Purpose of contract	General and Orthodontic
Contract start date	01/04/2006
Contract end date	

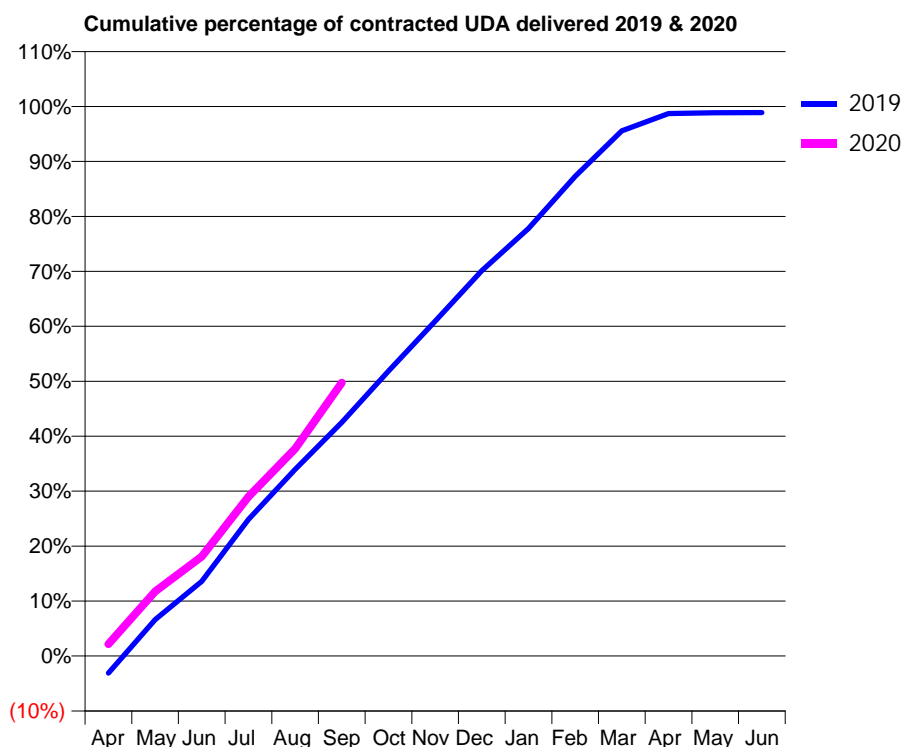
19/20 Contracted general activity (UDA)	22,126
Carry forward general activity (UDA)	251
19/20 Contracted orthodontic activity (UOA)	2,090
Carry forward orthodontic activity (UOA)	-42
Baseline contract value	£846,255.04

ACCESS*

Patients seen in 24 months	Total	Change since previous quarter
Quarter ending September 2018	8,178	
Quarter ending December 2018	8,219	→
Quarter ending March 2019	8,266	→
Quarter ending June 2019	8,228	→
Quarter ending September 2019	8,291	→
Variance since September 2018	1.4%	→



ACTIVITY



Month	Adjusted Scheduled Activity (UDA)	
	2019	2020
April	-693	481
May	1,467	2,604
June	3,005	4,010
July	5,500	6,413
August	7,519	8,349
September	9,404	11,005
October	11,472	
November	13,488	
December	15,513	
January	17,213	
February	19,318	
March	21,148	
April	21,839	
May	21,872	
June	21,875	

QUALITY

	Quantity	Base Number	Contract	AT	Region	England
% of FP17s for the same patient ID Re-attending within 3 months - Children	113	1,232	9.2%	10.2%	11.3%	11.5%
% of FP17s for the same patient ID Re-attending within 3 months - Adults	648	4,419	14.7%	13.5%	14.7%	15.4%
% of FP17s for the same patient ID Re-attending between 3 & 9 months - Children	638	1,232	51.8%	60.8%	60.8%	59.7%
% of FP17s for the same patient ID Re-attending between 3 & 9 months - Adults	1,338	4,419	30.3%	50.2%	52.8%	51.7%
% of FP17s for Band 1 Urgent Courses	365	5,000	7.3%	9.2%	8.2%	9.2%
% of FP17s Relating to Free Repair or Replacements	213	5,000	4.3%	0.7%	0.7%	0.7%
% of FP17s Relating to Continuations	115	5,000	2.3%	0.8%	0.8%	0.8%
% of Patients satisfied with the dentistry they have received	3	3	N/A	93.2%	93.2%	93.5%
% of Patients satisfied with the time they had to wait for an appointment	1	3	N/A	86.3%	88.5%	87.4%

* This is based on patients treated on this contract for their most recent course of treatment. Figures in italics indicate the base number of FP17s or Patient Questionnaire responses are less than 100. N/A is shown where the base number of responses is less than 10 during the period. % is calculated as Quantity/Base number*100

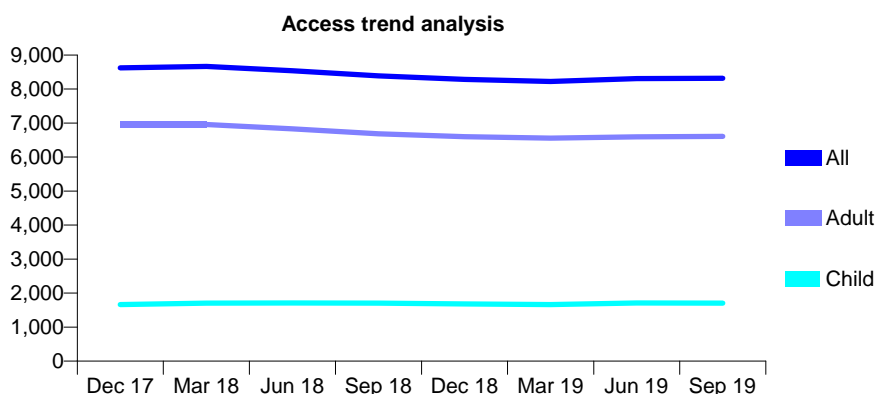
Q56 - Vital Signs At a Glance Contract Report for 827134/0013 - September 2019

Name or company name	MR JG PLUMMER
Contract type name	GDS Contract
Purpose of contract	General and Orthodontic
Contract start date	01/04/2006
Contract end date	

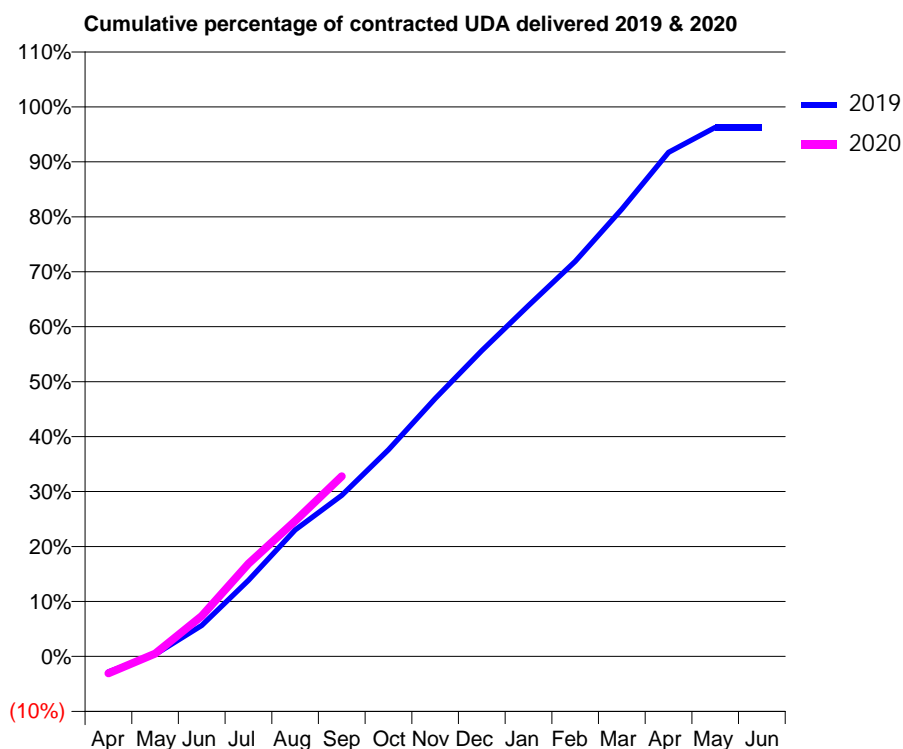
19/20 Contracted general activity (UDA)	24,945
Carry forward general activity (UDA)	936
19/20 Contracted orthodontic activity (UOA)	2,064
Carry forward orthodontic activity (UOA)	-41
Baseline contract value	£908,085.00

ACCESS*

Patients seen in 24 months	Total	Change since previous quarter
Quarter ending September 2018	8,387	
Quarter ending December 2018	8,283	↓
Quarter ending March 2019	8,224	→
Quarter ending June 2019	8,307	→
Quarter ending September 2019	8,315	→
Variance since September 2018	(0.9%)	→



ACTIVITY



Month	2019	2020
April	-703	-773
May	94	133
June	1,407	1,835
July	3,451	4,209
August	5,739	6,154
September	7,312	8,177
October	9,383	
November	11,708	
December	13,880	
January	15,931	
February	17,932	
March	20,299	
April	22,879	
May	24,009	
June	24,009	

QUALITY

	Quantity	Base Number	Contract	AT	Region	England
% of FP17s for the same patient ID Re-attending within 3 months - Children	137	1,415	9.7%	10.2%	11.3%	11.5%
% of FP17s for the same patient ID Re-attending within 3 months - Adults	655	4,526	14.5%	13.5%	14.7%	15.4%
% of FP17s for the same patient ID Re-attending between 3 & 9 months - Children	610	1,415	43.1%	60.8%	60.8%	59.7%
% of FP17s for the same patient ID Re-attending between 3 & 9 months - Adults	1,835	4,526	40.5%	50.2%	52.8%	51.7%
% of FP17s for Band 1 Urgent Courses	581	4,171	13.9%	9.2%	8.2%	9.2%
% of FP17s Relating to Free Repair or Replacements	88	4,171	2.1%	0.7%	0.7%	0.7%
% of FP17s Relating to Continuations	39	4,171	0.9%	0.8%	0.8%	0.8%
% of Patients satisfied with the dentistry they have received	3	5	N/A	93.2%	93.2%	93.5%
% of Patients satisfied with the time they had to wait for an appointment	3	5	N/A	86.3%	88.5%	87.4%

* This is based on patients treated on this contract for their most recent course of treatment. Figures in italics indicate the base number of FP17s or Patient Questionnaire responses are less than 100. N/A is shown where the base number of responses is less than 10 during the period. % is calculated as Quantity/Base number*100

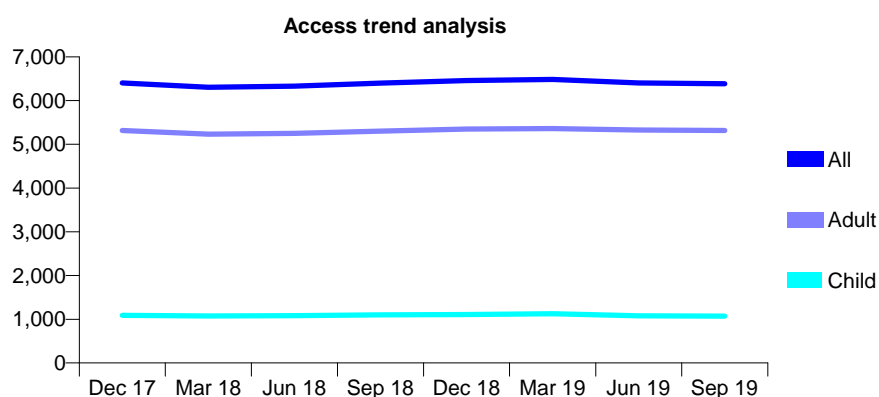
Q56 - Vital Signs At a Glance Contract Report for 827134/0014 - September 2019

Name or company name	MR JG PLUMMER
Contract type name	GDS Contract
Purpose of contract	General and Orthodontic
Contract start date	01/04/2006
Contract end date	

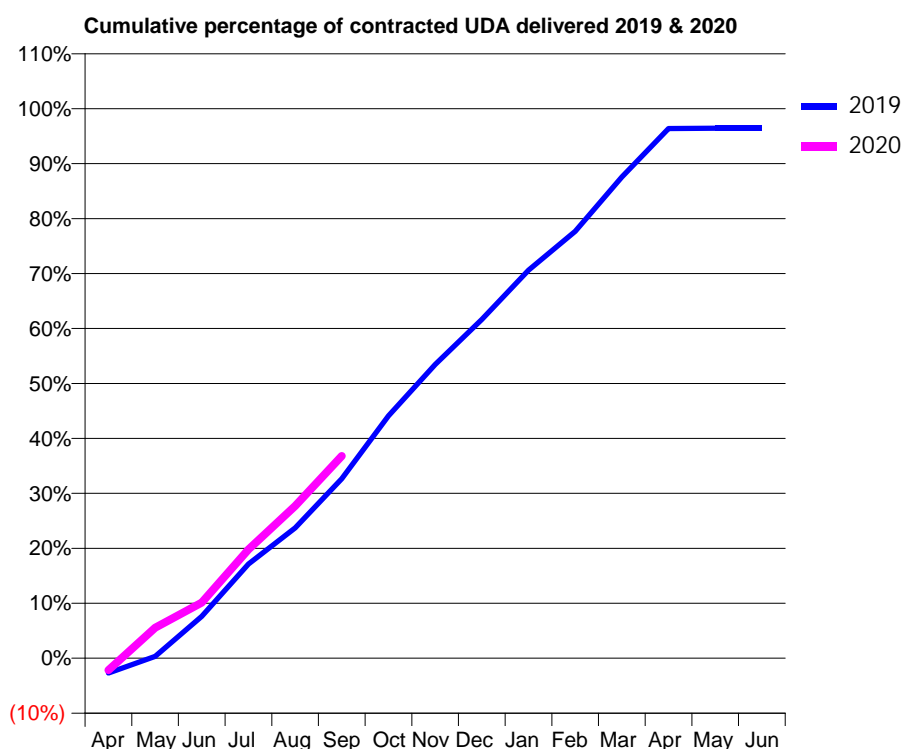
19/20 Contracted general activity (UDA)	15,368
Carry forward general activity (UDA)	550
19/20 Contracted orthodontic activity (UOA)	396
Carry forward orthodontic activity (UOA)	1
Baseline contract value	£529,523.77

ACCESS*

Patients seen in 24 months	Total	Change since previous quarter
Quarter ending September 2018	6,401	
Quarter ending December 2018	6,459	→
Quarter ending March 2019	6,484	→
Quarter ending June 2019	6,405	↓
Quarter ending September 2019	6,384	→
Variance since September 2018	(0.3%)	→



ACTIVITY



Month	2019	2020
April	-417	-337
May	53	851
June	1,174	1,559
July	2,635	3,040
August	3,646	4,258
September	5,020	5,655
October	6,777	
November	8,215	
December	9,472	
January	10,852	
February	11,941	
March	13,452	
April	14,813	
May	14,818	
June	14,818	

QUALITY

	Quantity	Base Number	Contract	AT	Region	England
% of FP17s for the same patient ID Re-attending within 3 months - Children	56	733	7.6%	10.2%	11.3%	11.5%
% of FP17s for the same patient ID Re-attending within 3 months - Adults	523	3,473	15.1%	13.5%	14.7%	15.4%
% of FP17s for the same patient ID Re-attending between 3 & 9 months - Children	353	733	48.2%	60.8%	60.8%	59.7%
% of FP17s for the same patient ID Re-attending between 3 & 9 months - Adults	1,099	3,473	31.6%	50.2%	52.8%	51.7%
% of FP17s for Band 1 Urgent Courses	579	3,540	16.4%	9.2%	8.2%	9.2%
% of FP17s Relating to Free Repair or Replacements	57	3,540	1.6%	0.7%	0.7%	0.7%
% of FP17s Relating to Continuations	31	3,540	0.9%	0.8%	0.8%	0.8%
% of Patients satisfied with the dentistry they have received	3	3	N/A	93.2%	93.2%	93.5%
% of Patients satisfied with the time they had to wait for an appointment	3	3	N/A	86.3%	88.5%	87.4%

* This is based on patients treated on this contract for their most recent course of treatment. Figures in italics indicate the base number of FP17s or Patient Questionnaire responses are less than 100. N/A is shown where the base number of responses is less than 10 during the period. % is calculated as Quantity/Base number*100

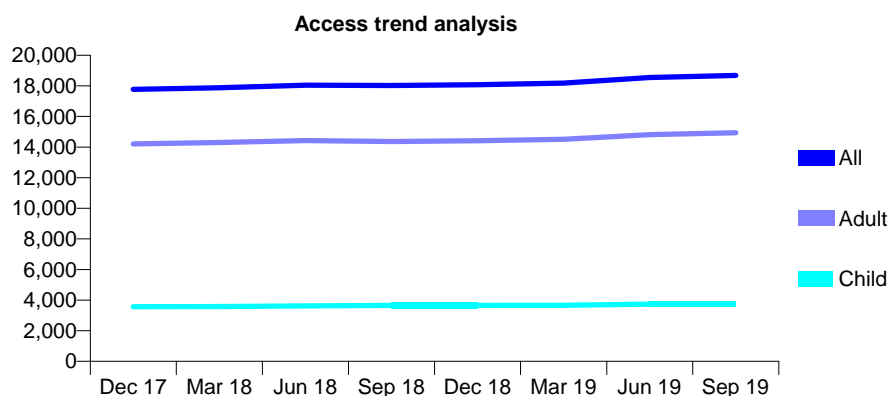
Q56 - Vital Signs At a Glance Contract Report for 827134/0015 - September 2019

Name or company name	MR JG PLUMMER
Contract type name	GDS Contract
Purpose of contract	General and Orthodontic
Contract start date	01/04/2006
Contract end date	

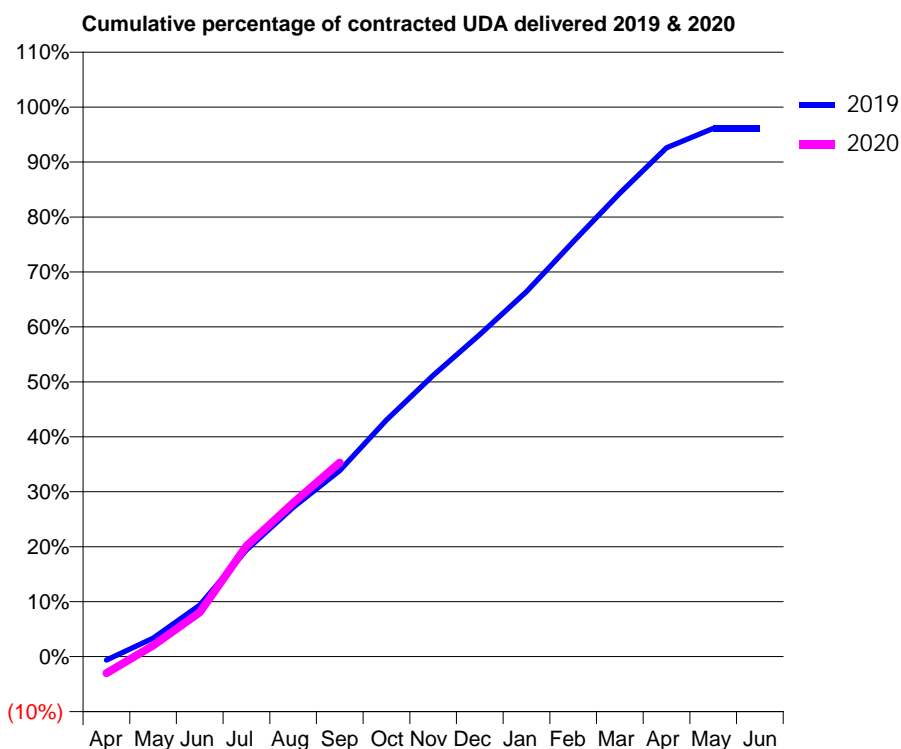
19/20 Contracted general activity (UDA)	51,722
Carry forward general activity (UDA)	2,015
19/20 Contracted orthodontic activity (UOA)	1,341
Carry forward orthodontic activity (UOA)	-23
Baseline contract value	£1,455,973.98

ACCESS*

Patients seen in 24 months	Total	Change since previous quarter
Quarter ending September 2018	18,023	
Quarter ending December 2018	18,075	→
Quarter ending March 2019	18,181	→
Quarter ending June 2019	18,552	↑
Quarter ending September 2019	18,683	→
Variance since September 2018	3.7%	↑



ACTIVITY



Month	Adjusted Scheduled Activity (UDA)	
	2019	2020
April	-333	-1,572
May	1,744	1,046
June	4,833	4,177
July	10,045	10,409
August	14,047	14,469
September	17,511	18,268
October	22,274	
November	26,477	
December	30,320	
January	34,343	
February	39,055	
March	43,605	
April	47,886	
May	49,705	
June	49,707	

QUALITY

	Quantity	Base Number	Contract	AT	Region	England
% of FP17s for the same patient ID Re-attending within 3 months - Children	268	2,957	9.1%	10.2%	11.3%	11.5%
% of FP17s for the same patient ID Re-attending within 3 months - Adults	1,845	10,912	16.9%	13.5%	14.7%	15.4%
% of FP17s for the same patient ID Re-attending between 3 & 9 months - Children	1,573	2,957	53.2%	60.8%	60.8%	59.7%
% of FP17s for the same patient ID Re-attending between 3 & 9 months - Adults	4,071	10,912	37.3%	50.2%	52.8%	51.7%
% of FP17s for Band 1 Urgent Courses	1,685	11,025	15.3%	9.2%	8.2%	9.2%
% of FP17s Relating to Free Repair or Replacements	153	11,025	1.4%	0.7%	0.7%	0.7%
% of FP17s Relating to Continuations	136	11,025	1.2%	0.8%	0.8%	0.8%
% of Patients satisfied with the dentistry they have received	7	7	N/A	93.2%	93.2%	93.5%
% of Patients satisfied with the time they had to wait for an appointment	7	7	N/A	86.3%	88.5%	87.4%

* This is based on patients treated on this contract for their most recent course of treatment. Figures in italics indicate the base number of FP17s or Patient Questionnaire responses are less than 100. N/A is shown where the base number of responses is less than 10 during the period. % is calculated as Quantity/Base number*100

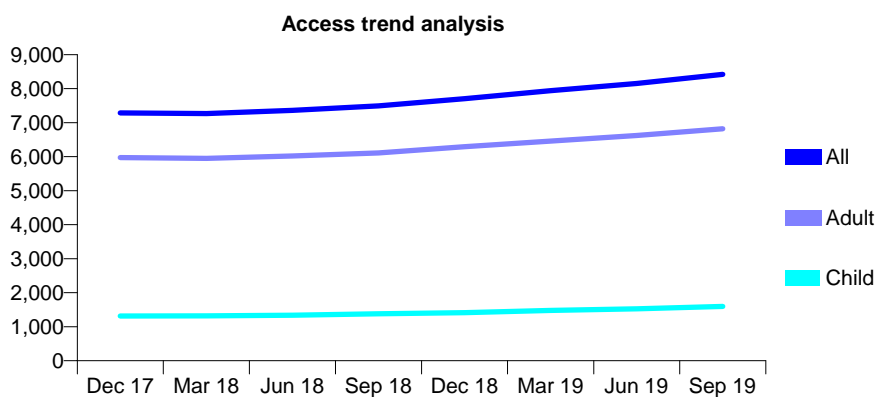
Q56 - Vital Signs At a Glance Contract Report for 827134/0016 - September 2019

Name or company name	MR JG PLUMMER
Contract type name	GDS Contract
Purpose of contract	General and Orthodontic
Contract start date	01/04/2006
Contract end date	

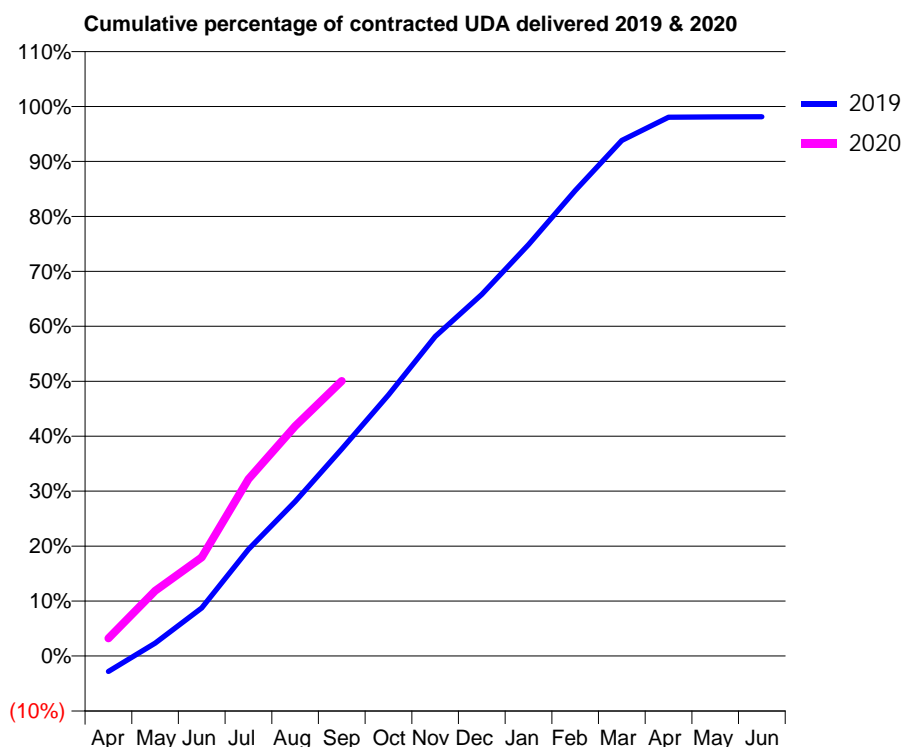
19/20 Contracted general activity (UDA)	20,424
Carry forward general activity (UDA)	386
19/20 Contracted orthodontic activity (UOA)	500
Carry forward orthodontic activity (UOA)	-10
Baseline contract value	£646,653.05

ACCESS*

Patients seen in 24 months	Total	Change since previous quarter
Quarter ending September 2018	7,494	
Quarter ending December 2018	7,709	↑
Quarter ending March 2019	7,942	↑
Quarter ending June 2019	8,154	↑
Quarter ending September 2019	8,420	↑
Variance since September 2018	12.4%	↑



ACTIVITY



Month	Adjusted Scheduled Activity (UDA)	
	2019	2020
April	-577	658
May	479	2,425
June	1,789	3,672
July	3,969	6,575
August	5,739	8,547
September	7,696	10,220
October	9,704	
November	11,872	
December	13,440	
January	15,289	
February	17,302	
March	19,162	
April	20,028	
May	20,035	
June	20,038	

QUALITY

	Quantity	Base Number	Contract	AT	Region	England
% of FP17s for the same patient ID Re-attending within 3 months - Children	70	1,178	5.9%	10.2%	11.3%	11.5%
% of FP17s for the same patient ID Re-attending within 3 months - Adults	609	4,687	13.0%	13.5%	14.7%	15.4%
% of FP17s for the same patient ID Re-attending between 3 & 9 months - Children	539	1,178	45.8%	60.8%	60.8%	59.7%
% of FP17s for the same patient ID Re-attending between 3 & 9 months - Adults	1,712	4,687	36.5%	50.2%	52.8%	51.7%
% of FP17s for Band 1 Urgent Courses	610	5,429	11.2%	9.2%	8.2%	9.2%
% of FP17s Relating to Free Repair or Replacements	96	5,429	1.8%	0.7%	0.7%	0.7%
% of FP17s Relating to Continuations	41	5,429	0.8%	0.8%	0.8%	0.8%
% of Patients satisfied with the dentistry they have received	3	3	N/A	93.2%	93.2%	93.5%
% of Patients satisfied with the time they had to wait for an appointment	3	3	N/A	86.3%	88.5%	87.4%

* This is based on patients treated on this contract for their most recent course of treatment. Figures in italics indicate the base number of FP17s or Patient Questionnaire responses are less than 100. N/A is shown where the base number of responses is less than 10 during the period. % is calculated as Quantity/Base number*100

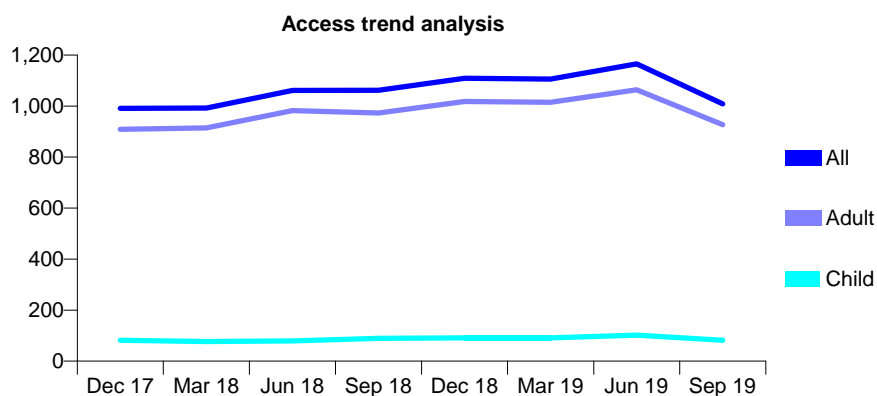
Q56 - Vital Signs At a Glance Contract Report for 827134/0017 - September 2019

Name or company name	MR JG PLUMMER
Contract type name	PDS Contract
Purpose of contract	General
Contract start date	01/02/2008
Contract end date	30/06/2019

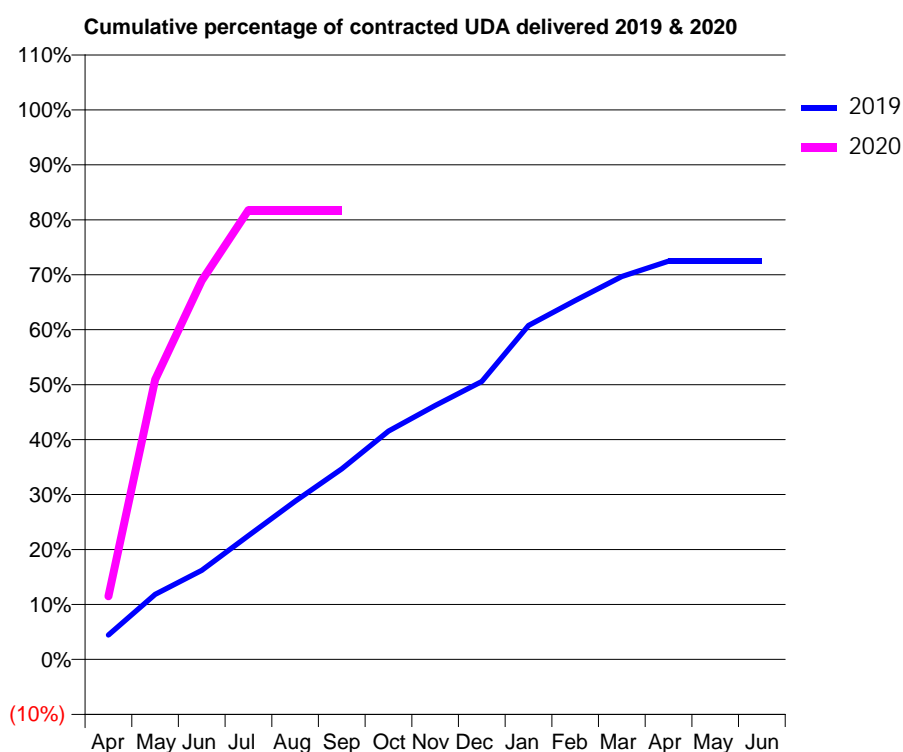
19/20 Contracted general activity (UDA)	700
Carry forward general activity (UDA)	0
19/20 Contracted orthodontic activity (UOA)	0
Carry forward orthodontic activity (UOA)	0
Baseline contract value	£39,538.69

ACCESS*

Patients seen in 24 months	Total	Change since previous quarter
Quarter ending September 2018	1,062	
Quarter ending December 2018	1,109	↑
Quarter ending March 2019	1,106	→
Quarter ending June 2019	1,166	↑
Quarter ending September 2019	1,009	↓
Variance since September 2018	(5.0%)	↓



ACTIVITY



Month	2019	2020
April	125	80
May	331	356
June	454	482
July	631	572
August	806	572
September	971	572
October	1,163	
November	1,294	
December	1,415	
January	1,702	
February	1,829	
March	1,951	
April	2,029	
May	2,029	
June	2,029	

QUALITY

	Quantity	Base Number	Contract	AT	Region	England
% of FP17s for the same patient ID Re-attending within 3 months - Children	1	80	1.3%	10.2%	11.3%	11.5%
% of FP17s for the same patient ID Re-attending within 3 months - Adults	13	464	2.8%	13.5%	14.7%	15.4%
% of FP17s for the same patient ID Re-attending between 3 & 9 months - Children	1	80	1.3%	60.8%	60.8%	59.7%
% of FP17s for the same patient ID Re-attending between 3 & 9 months - Adults	7	464	1.5%	50.2%	52.8%	51.7%
% of FP17s for Band 1 Urgent Courses	477	477	100.0%	9.2%	8.2%	9.2%
% of FP17s Relating to Free Repair or Replacements	0	477	0.0%	0.7%	0.7%	0.7%
% of FP17s Relating to Continuations	0	477	0.0%	0.8%	0.8%	0.8%
% of Patients satisfied with the dentistry they have received	0	0	N/A	93.2%	93.2%	93.5%
% of Patients satisfied with the time they had to wait for an appointment	0	0	N/A	86.3%	88.5%	87.4%

* This is based on patients treated on this contract for their most recent course of treatment. Figures in italics indicate the base number of FP17s or Patient Questionnaire responses are less than 100. N/A is shown where the base number of responses is less than 10 during the period. % is calculated as Quantity/Base number*100

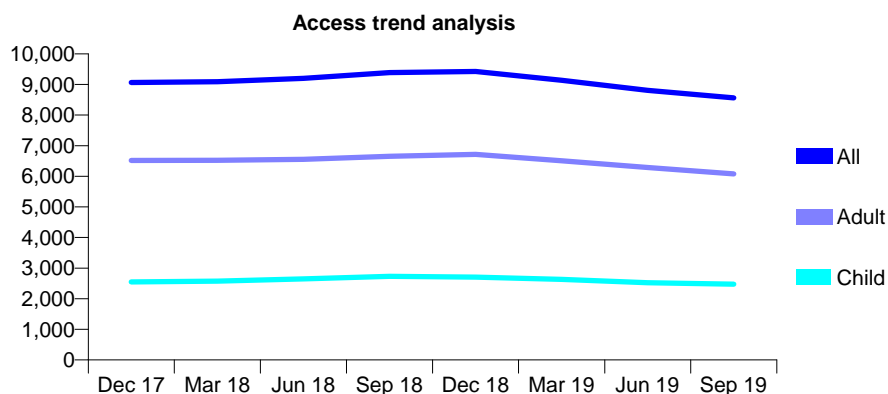
Q56 - Vital Signs At a Glance Contract Report for 836036/0001 - September 2019

Name or company name	MR BS SANGHERA
Contract type name	GDS Contract
Purpose of contract	General
Contract start date	01/04/2006
Contract end date	

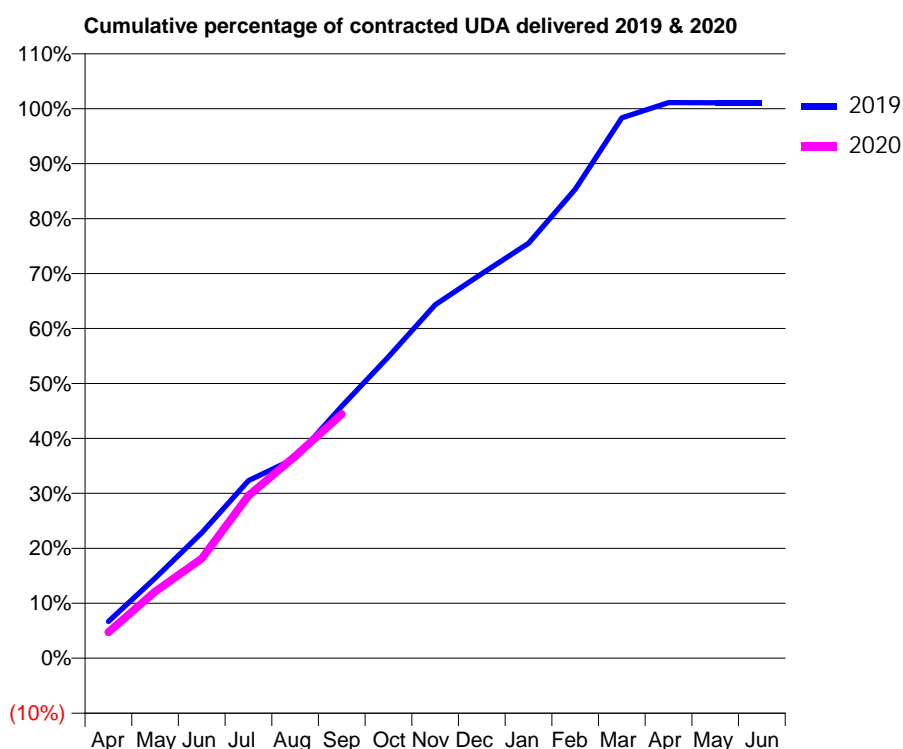
19/20 Contracted general activity (UDA)	31,345
Carry forward general activity (UDA)	-335
19/20 Contracted orthodontic activity (UOA)	0
Carry forward orthodontic activity (UOA)	0
Baseline contract value	£794,632.84

ACCESS*

Patients seen in 24 months	Total	Change since previous quarter
Quarter ending September 2018	9,386	
Quarter ending December 2018	9,423	→
Quarter ending March 2019	9,141	↓
Quarter ending June 2019	8,810	↓
Quarter ending September 2019	8,558	↓
Variance since September 2018	(8.8%)	↓



ACTIVITY



Month	2019	2020
April	2,095	1,487
May	4,567	3,801
June	7,152	5,684
July	10,129	9,268
August	11,402	11,528
September	14,373	13,920
October	17,195	
November	20,158	
December	21,936	
January	23,664	
February	26,746	
March	30,827	
April	31,689	
May	31,680	
June	31,680	

QUALITY

	Quantity	Base Number	Contract	AT	Region	England
% of FP17s for the same patient ID Re-attending within 3 months - Children	95	1,886	5.0%	10.2%	11.3%	11.5%
% of FP17s for the same patient ID Re-attending within 3 months - Adults	437	3,999	10.9%	13.5%	14.7%	15.4%
% of FP17s for the same patient ID Re-attending between 3 & 9 months - Children	1,397	1,886	74.1%	60.8%	60.8%	59.7%
% of FP17s for the same patient ID Re-attending between 3 & 9 months - Adults	2,753	3,999	68.8%	50.2%	52.8%	51.7%
% of FP17s for Band 1 Urgent Courses	285	5,566	5.1%	9.2%	8.2%	9.2%
% of FP17s Relating to Free Repair or Replacements	44	5,566	0.8%	0.7%	0.7%	0.7%
% of FP17s Relating to Continuations	28	5,566	0.5%	0.8%	0.8%	0.8%
% of Patients satisfied with the dentistry they have received	6	6	N/A	93.2%	93.2%	93.5%
% of Patients satisfied with the time they had to wait for an appointment	4	6	N/A	86.3%	88.5%	87.4%

* This is based on patients treated on this contract for their most recent course of treatment.

Figures in italics indicate the base number of FP17s or Patient Questionnaire responses are less than 100. N/A is shown where the base number of responses is less than 10 during the period. % is calculated as Quantity/Base number*100

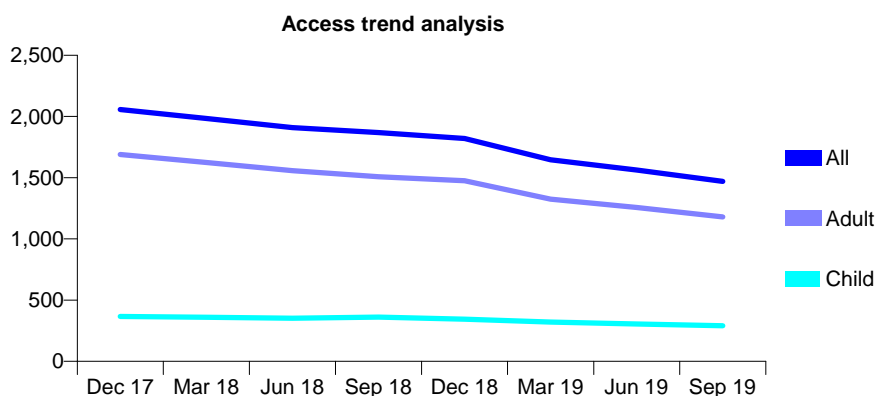
Q56 - Vital Signs At a Glance Contract Report for 836036/0003 - September 2019

Name or company name	MR BS SANGHERA
Contract type name	GDS Contract
Purpose of contract	General
Contract start date	01/07/2015
Contract end date	

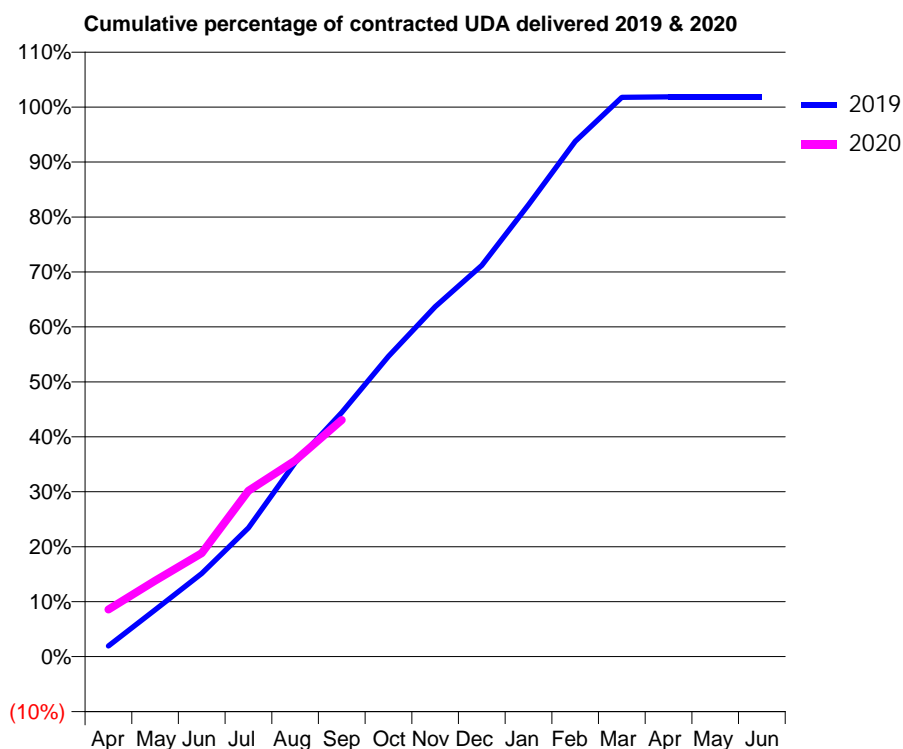
19/20 Contracted general activity (UDA)	4,123
Carry forward general activity (UDA)	-77
19/20 Contracted orthodontic activity (UOA)	0
Carry forward orthodontic activity (UOA)	0
Baseline contract value	£152,588.60

ACCESS*

Patients seen in 24 months	Total	Change since previous quarter
Quarter ending September 2018	1,869	
Quarter ending December 2018	1,821	↓
Quarter ending March 2019	1,646	↓
Quarter ending June 2019	1,563	↓
Quarter ending September 2019	1,470	↓
Variance since September 2018	(21.3%)	↓



ACTIVITY



Month	Adjusted Scheduled Activity (UDA)	
	2019	2020
April	81	354
May	351	570
June	624	777
July	966	1,244
August	1,457	1,471
September	1,831	1,775
October	2,253	
November	2,625	
December	2,935	
January	3,390	
February	3,865	
March	4,195	
April	4,200	
May	4,200	
June	4,200	

QUALITY

	Quantity	Base Number	Contract	AT	Region	England
% of FP17s for the same patient ID Re-attending within 3 months - Children	7	170	4.1%	10.2%	11.3%	11.5%
% of FP17s for the same patient ID Re-attending within 3 months - Adults	83	733	11.3%	13.5%	14.7%	15.4%
% of FP17s for the same patient ID Re-attending between 3 & 9 months - Children	104	170	61.2%	60.8%	60.8%	59.7%
% of FP17s for the same patient ID Re-attending between 3 & 9 months - Adults	404	733	55.1%	50.2%	52.8%	51.7%
% of FP17s for Band 1 Urgent Courses	22	897	2.5%	9.2%	8.2%	9.2%
% of FP17s Relating to Free Repair or Replacements	19	897	2.1%	0.7%	0.7%	0.7%
% of FP17s Relating to Continuations	12	897	1.3%	0.8%	0.8%	0.8%
% of Patients satisfied with the dentistry they have received	1	1	N/A	93.2%	93.2%	93.5%
% of Patients satisfied with the time they had to wait for an appointment	1	1	N/A	86.3%	88.5%	87.4%

* This is based on patients treated on this contract for their most recent course of treatment. Figures in italics indicate the base number of FP17s or Patient Questionnaire responses are less than 100. N/A is shown where the base number of responses is less than 10 during the period. % is calculated as Quantity/Base number*100

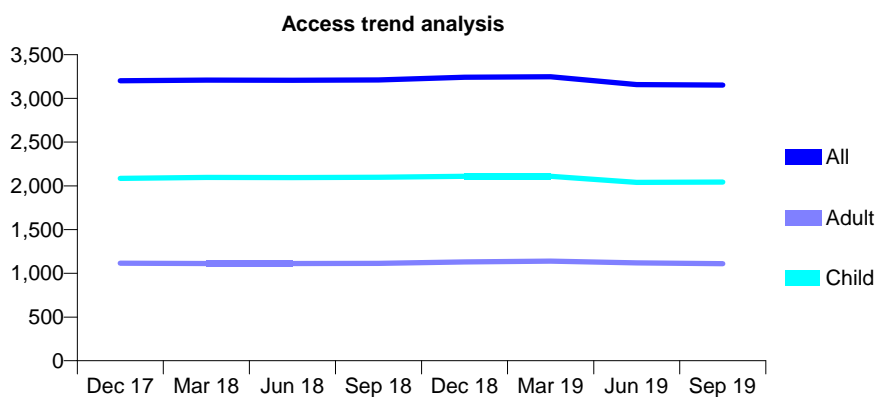
Q56 - Vital Signs At a Glance Contract Report for 839841/0003 - September 2019

Name or company name	Huntingdon House Dental Practice Partners
Contract type name	GDS Contract
Purpose of contract	General
Contract start date	01/04/2006
Contract end date	

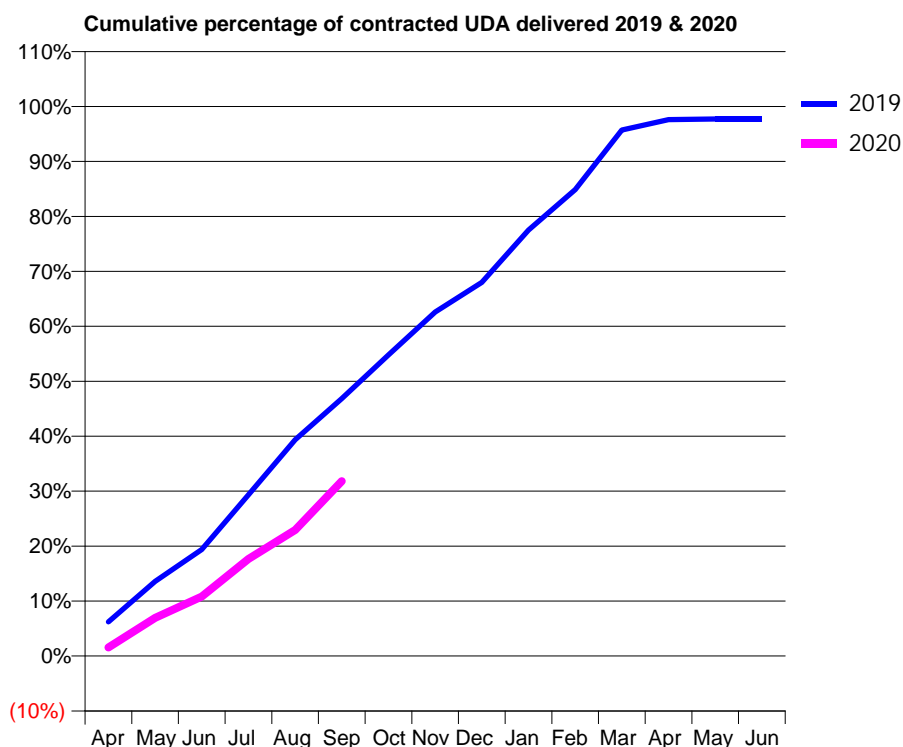
19/20 Contracted general activity (UDA)	9,313
Carry forward general activity (UDA)	213
19/20 Contracted orthodontic activity (UOA)	0
Carry forward orthodontic activity (UOA)	0
Baseline contract value	£235,681.29

ACCESS*

Patients seen in 24 months	Total	Change since previous quarter
Quarter ending September 2018	3,211	
Quarter ending December 2018	3,241	→
Quarter ending March 2019	3,247	→
Quarter ending June 2019	3,157	↓
Quarter ending September 2019	3,152	→
Variance since September 2018	(1.8%)	↓



ACTIVITY



Month	Adjusted Scheduled Activity (UDA)	
	2019	2020
April	579	145
May	1,267	649
June	1,804	1,007
July	2,733	1,645
August	3,668	2,137
September	4,362	2,964
October	5,104	
November	5,829	
December	6,331	
January	7,218	
February	7,904	
March	8,916	
April	9,091	
May	9,100	
June	9,100	

QUALITY

	Quantity	Base Number	Contract	AT	Region	England
% of FP17s for the same patient ID Re-attending within 3 months - Children	107	1,479	7.2%	10.2%	11.3%	11.5%
% of FP17s for the same patient ID Re-attending within 3 months - Adults	143	565	25.3%	13.5%	14.7%	15.4%
% of FP17s for the same patient ID Re-attending between 3 & 9 months - Children	1,017	1,479	68.8%	60.8%	60.8%	59.7%
% of FP17s for the same patient ID Re-attending between 3 & 9 months - Adults	281	565	49.7%	50.2%	52.8%	51.7%
% of FP17s for Band 1 Urgent Courses	146	1,949	7.5%	9.2%	8.2%	9.2%
% of FP17s Relating to Free Repair or Replacements	1	1,949	0.1%	0.7%	0.7%	0.7%
% of FP17s Relating to Continuations	0	1,949	0.0%	0.8%	0.8%	0.8%
% of Patients satisfied with the dentistry they have received	1	1	N/A	93.2%	93.2%	93.5%
% of Patients satisfied with the time they had to wait for an appointment	1	1	N/A	86.3%	88.5%	87.4%

* This is based on patients treated on this contract for their most recent course of treatment. Figures in italics indicate the base number of FP17s or Patient Questionnaire responses are less than 100. N/A is shown where the base number of responses is less than 10 during the period. % is calculated as Quantity/Base number*100

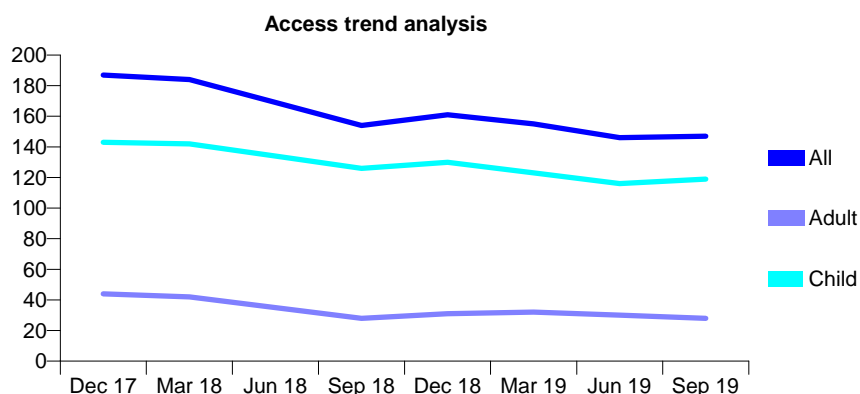
Q56 - Vital Signs At a Glance Contract Report for 840718/0001 - September 2019

Name or company name	MR LS KHANGURA
Contract type name	GDS Contract
Purpose of contract	General
Contract start date	01/04/2006
Contract end date	

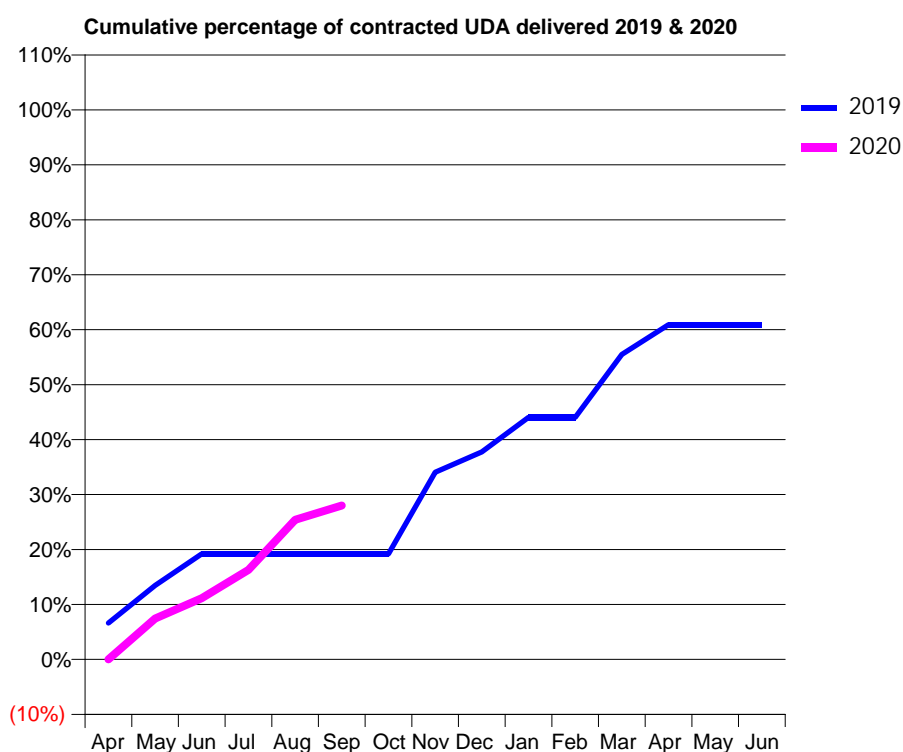
19/20 Contracted general activity (UDA)	350
Carry forward general activity (UDA)	0
19/20 Contracted orthodontic activity (UOA)	0
Carry forward orthodontic activity (UOA)	0
Baseline contract value	£9,460.31

ACCESS*

Patients seen in 24 months	Total	Change since previous quarter
Quarter ending September 2018	154	
Quarter ending December 2018	161	↑
Quarter ending March 2019	155	↓
Quarter ending June 2019	146	↓
Quarter ending September 2019	147	→
Variance since September 2018	(4.5%)	↓



ACTIVITY



Month	Adjusted Scheduled Activity (UDA)	
	2019	2020
April	23	0
May	47	26
June	67	39
July	67	57
August	67	89
September	67	98
October	67	
November	119	
December	132	
January	154	
February	154	
March	194	
April	213	
May	213	
June	213	

QUALITY

	Quantity	Base Number	Contract	AT	Region	England
% of FP17s for the same patient ID Re-attending within 3 months - Children	2	92	2.2%	10.2%	11.3%	11.5%
% of FP17s for the same patient ID Re-attending within 3 months - Adults	0	7	0.0%	13.5%	14.7%	15.4%
% of FP17s for the same patient ID Re-attending between 3 & 9 months - Children	69	92	75.0%	60.8%	60.8%	59.7%
% of FP17s for the same patient ID Re-attending between 3 & 9 months - Adults	7	7	100.0%	50.2%	52.8%	51.7%
% of FP17s for Band 1 Urgent Courses	0	76	0.0%	9.2%	8.2%	9.2%
% of FP17s Relating to Free Repair or Replacements	0	76	0.0%	0.7%	0.7%	0.7%
% of FP17s Relating to Continuations	0	76	0.0%	0.8%	0.8%	0.8%
% of Patients satisfied with the dentistry they have received	0	0	N/A	93.2%	93.2%	93.5%
% of Patients satisfied with the time they had to wait for an appointment	0	0	N/A	86.3%	88.5%	87.4%

* This is based on patients treated on this contract for their most recent course of treatment. Figures in italics indicate the base number of FP17s or Patient Questionnaire responses are less than 100. N/A is shown where the base number of responses is less than 10 during the period. % is calculated as Quantity/Base number*100

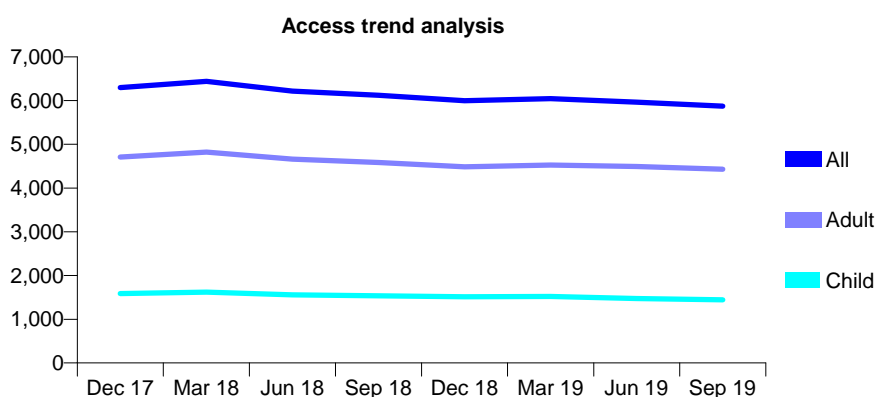
Q56 - Vital Signs At a Glance Contract Report for 842281/0002 - September 2019

Name or company name	MR PS ROLFE
Contract type name	GDS Contract
Purpose of contract	General
Contract start date	16/12/2007
Contract end date	

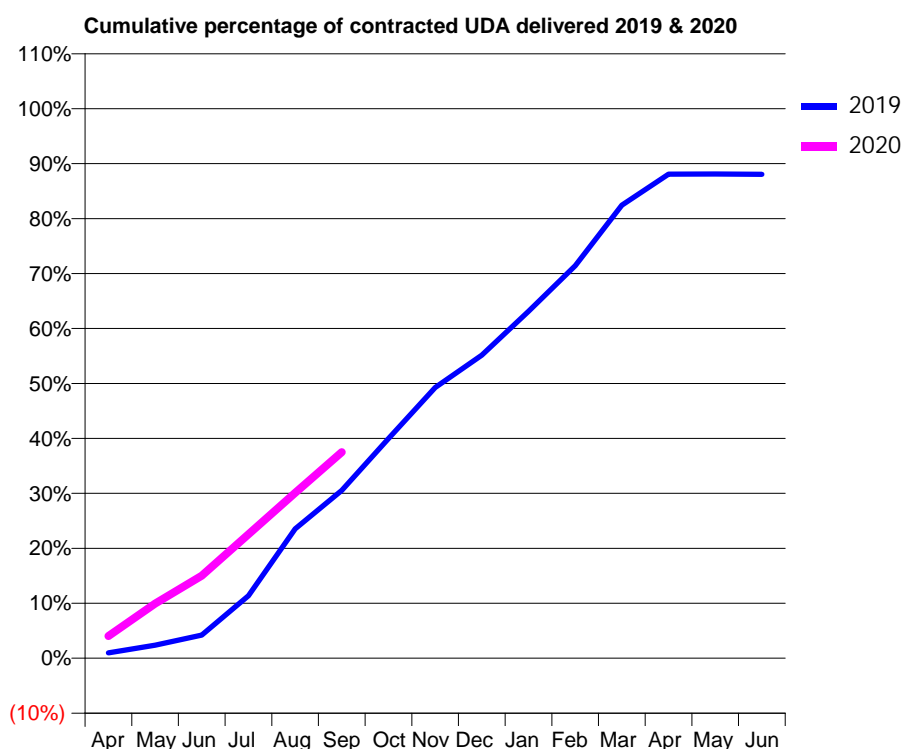
19/20 Contracted general activity (UDA)	19,749
Carry forward general activity (UDA)	0
19/20 Contracted orthodontic activity (UOA)	0
Carry forward orthodontic activity (UOA)	0
Baseline contract value	£543,881.67

ACCESS*

Patients seen in 24 months	Total	Change since previous quarter
Quarter ending September 2018	6,122	
Quarter ending December 2018	5,998	↓
Quarter ending March 2019	6,044	→
Quarter ending June 2019	5,965	↓
Quarter ending September 2019	5,873	↓
Variance since September 2018	(4.1%)	↓



ACTIVITY



Month	2019	2020
April	195	798
May	472	1,968
June	833	2,966
July	2,247	4,454
August	4,651	5,947
September	6,031	7,406
October	7,894	
November	9,726	
December	10,891	
January	12,467	
February	14,108	
March	16,276	
April	17,394	
May	17,398	
June	17,389	

QUALITY

	Quantity	Base Number	Contract	AT	Region	England
% of FP17s for the same patient ID Re-attending within 3 months - Children	158	1,172	13.5%	10.2%	11.3%	11.5%
% of FP17s for the same patient ID Re-attending within 3 months - Adults	553	2,950	18.7%	13.5%	14.7%	15.4%
% of FP17s for the same patient ID Re-attending between 3 & 9 months - Children	770	1,172	65.7%	60.8%	60.8%	59.7%
% of FP17s for the same patient ID Re-attending between 3 & 9 months - Adults	1,537	2,950	52.1%	50.2%	52.8%	51.7%
% of FP17s for Band 1 Urgent Courses	377	3,703	10.2%	9.2%	8.2%	9.2%
% of FP17s Relating to Free Repair or Replacements	17	3,703	0.5%	0.7%	0.7%	0.7%
% of FP17s Relating to Continuations	13	3,703	0.4%	0.8%	0.8%	0.8%
% of Patients satisfied with the dentistry they have received	1	1	N/A	93.2%	93.2%	93.5%
% of Patients satisfied with the time they had to wait for an appointment	1	1	N/A	86.3%	88.5%	87.4%

* This is based on patients treated on this contract for their most recent course of treatment.

Figures in italics indicate the base number of FP17s or Patient Questionnaire responses are less than 100. N/A is shown where the base number of responses is less than 10 during the period. % is calculated as Quantity/Base number*100

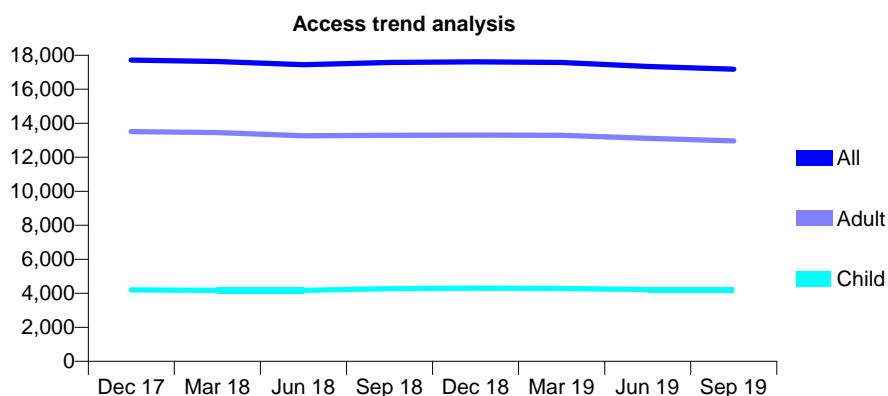
Q56 - Vital Signs At a Glance Contract Report for 843059/0001 - September 2019

Name or company name	Denteam Dental Centre
Contract type name	GDS Contract
Purpose of contract	General
Contract start date	01/04/2006
Contract end date	

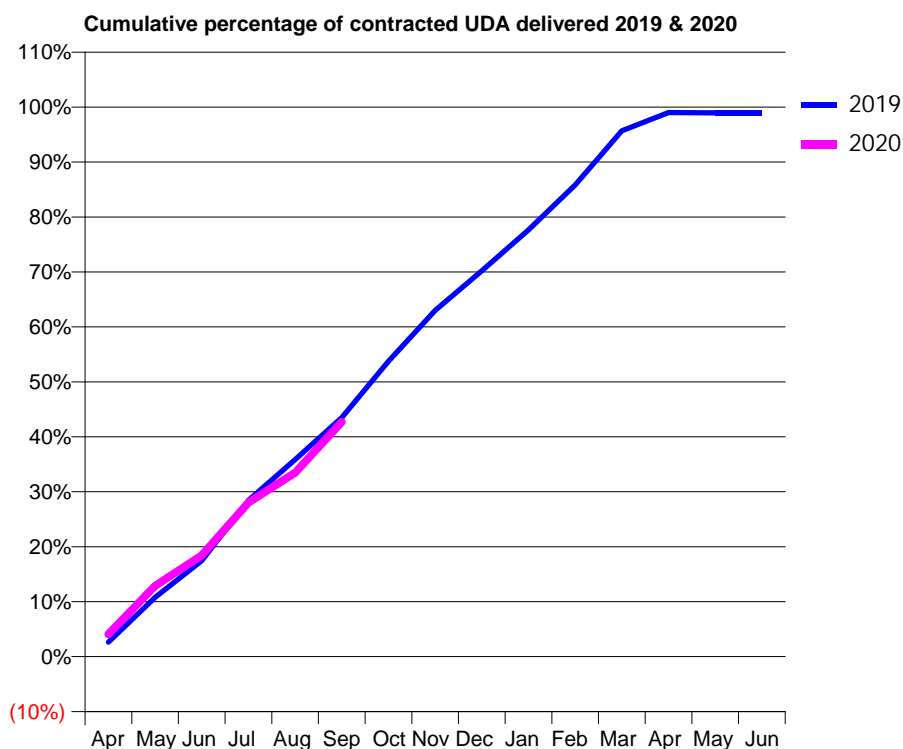
19/20 Contracted general activity (UDA)	46,679
Carry forward general activity (UDA)	489
19/20 Contracted orthodontic activity (UOA)	0
Carry forward orthodontic activity (UOA)	0
Baseline contract value	£1,312,244.91

ACCESS*

Patients seen in 24 months	Total	Change since previous quarter
Quarter ending September 2018	17,571	
Quarter ending December 2018	17,612	→
Quarter ending March 2019	17,582	→
Quarter ending June 2019	17,339	↓
Quarter ending September 2019	17,181	→
Variance since September 2018	(2.2%)	↓



ACTIVITY



Month	Adjusted Scheduled Activity (UDA)	
	2019	2020
April	1,233	1,905
May	5,036	6,020
June	8,146	8,599
July	13,267	13,089
August	16,742	15,630
September	20,306	19,936
October	25,081	
November	29,416	
December	32,769	
January	36,255	
February	40,069	
March	44,663	
April	46,216	
May	46,193	
June	46,190	

QUALITY

	Quantity	Base Number	Contract	AT	Region	England
% of FP17s for the same patient ID Re-attending within 3 months - Children	163	3,112	5.2%	10.2%	11.3%	11.5%
% of FP17s for the same patient ID Re-attending within 3 months - Adults	977	8,984	10.9%	13.5%	14.7%	15.4%
% of FP17s for the same patient ID Re-attending between 3 & 9 months - Children	1,995	3,112	64.1%	60.8%	60.8%	59.7%
% of FP17s for the same patient ID Re-attending between 3 & 9 months - Adults	5,620	8,984	62.6%	50.2%	52.8%	51.7%
% of FP17s for Band 1 Urgent Courses	551	11,355	4.9%	9.2%	8.2%	9.2%
% of FP17s Relating to Free Repair or Replacements	68	11,355	0.6%	0.7%	0.7%	0.7%
% of FP17s Relating to Continuations	51	11,355	0.4%	0.8%	0.8%	0.8%
% of Patients satisfied with the dentistry they have received	5	5	N/A	93.2%	93.2%	93.5%
% of Patients satisfied with the time they had to wait for an appointment	4	5	N/A	86.3%	88.5%	87.4%

* This is based on patients treated on this contract for their most recent course of treatment. Figures in italics indicate the base number of FP17s or Patient Questionnaire responses are less than 100. N/A is shown where the base number of responses is less than 10 during the period. % is calculated as Quantity/Base number*100

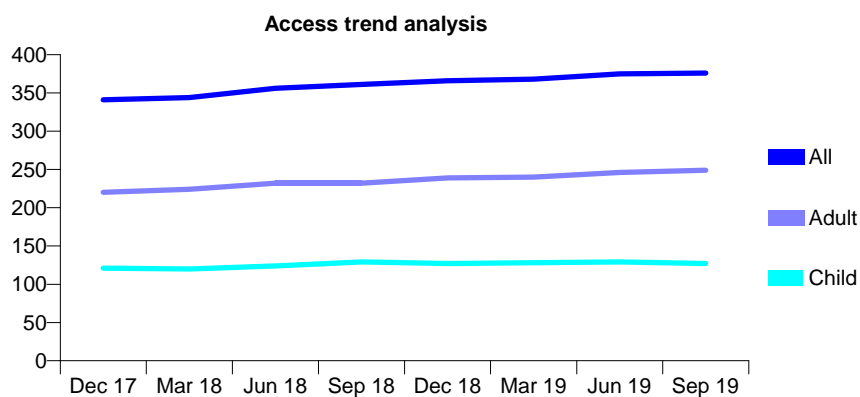
Q56 - Vital Signs At a Glance Contract Report for 847151/0001 - September 2019

Name or company name	MR RB DE VILLIERS
Contract type name	GDS Contract
Purpose of contract	General
Contract start date	01/04/2006
Contract end date	

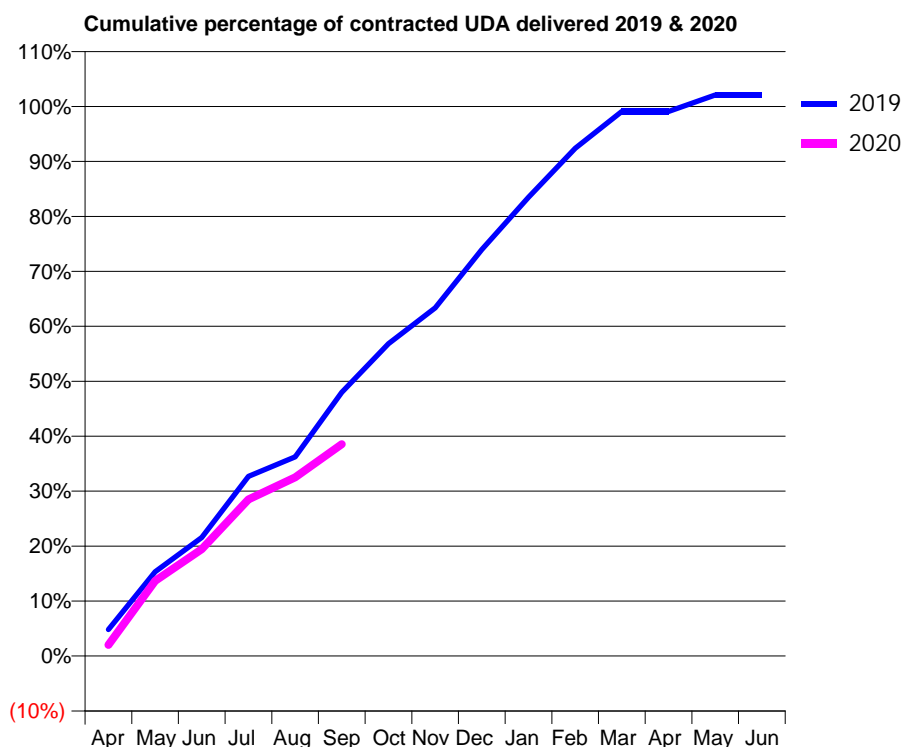
19/20 Contracted general activity (UDA)	1,081
Carry forward general activity (UDA)	-22
19/20 Contracted orthodontic activity (UOA)	0
Carry forward orthodontic activity (UOA)	0
Baseline contract value	£25,686.23

ACCESS*

Patients seen in 24 months	Total	Change since previous quarter
Quarter ending September 2018	361	
Quarter ending December 2018	366	→
Quarter ending March 2019	368	→
Quarter ending June 2019	375	→
Quarter ending September 2019	376	→
Variance since September 2018	4.2%	↑



ACTIVITY



Month	Adjusted Scheduled Activity (UDA)	
	2019	2020
April	52	22
May	166	148
June	233	210
July	354	308
August	392	351
September	519	417
October	614	
November	685	
December	799	
January	902	
February	999	
March	1,071	
April	1,071	
May	1,104	
June	1,104	

QUALITY

	Quantity	Base Number	Contract	AT	Region	England
% of FP17s for the same patient ID Re-attending within 3 months - Children	7	97	7.2%	10.2%	11.3%	11.5%
% of FP17s for the same patient ID Re-attending within 3 months - Adults	22	187	11.8%	13.5%	14.7%	15.4%
% of FP17s for the same patient ID Re-attending between 3 & 9 months - Children	75	97	77.3%	60.8%	60.8%	59.7%
% of FP17s for the same patient ID Re-attending between 3 & 9 months - Adults	132	187	70.6%	50.2%	52.8%	51.7%
% of FP17s for Band 1 Urgent Courses	23	260	8.8%	9.2%	8.2%	9.2%
% of FP17s Relating to Free Repair or Replacements	0	260	0.0%	0.7%	0.7%	0.7%
% of FP17s Relating to Continuations	0	260	0.0%	0.8%	0.8%	0.8%
% of Patients satisfied with the dentistry they have received	1	1	N/A	93.2%	93.2%	93.5%
% of Patients satisfied with the time they had to wait for an appointment	1	1	N/A	86.3%	88.5%	87.4%

* This is based on patients treated on this contract for their most recent course of treatment. Figures in italics indicate the base number of FP17s or Patient Questionnaire responses are less than 100. N/A is shown where the base number of responses is less than 10 during the period. % is calculated as Quantity/Base number*100

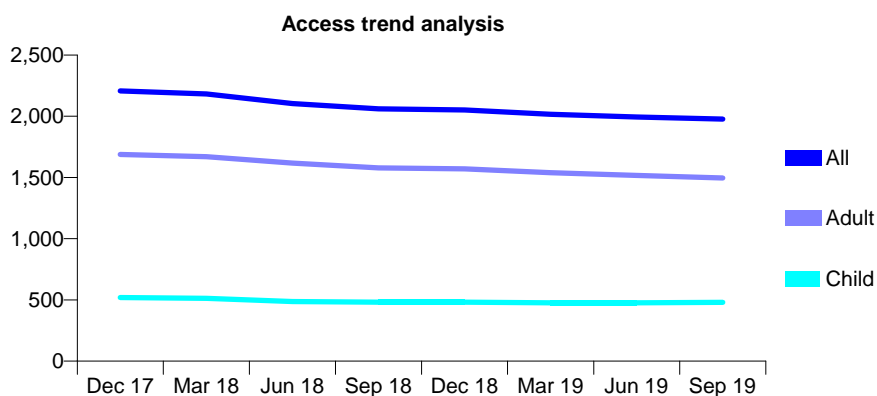
Q56 - Vital Signs At a Glance Contract Report for 855847/0001 - September 2019

Name or company name	MR A BEHNIA
Contract type name	GDS Contract
Purpose of contract	General
Contract start date	01/08/2006
Contract end date	

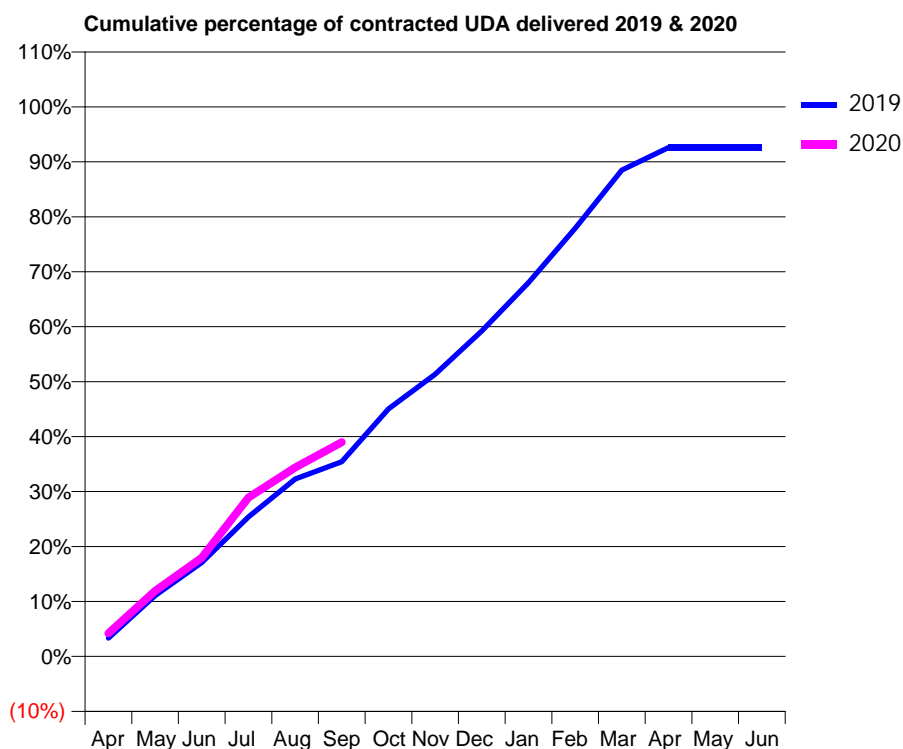
19/20 Contracted general activity (UDA)	5,679
Carry forward general activity (UDA)	0
19/20 Contracted orthodontic activity (UOA)	0
Carry forward orthodontic activity (UOA)	0
Baseline contract value	£135,252.76

ACCESS*

Patients seen in 24 months	Total	Change since previous quarter
Quarter ending September 2018	2,060	
Quarter ending December 2018	2,052	→
Quarter ending March 2019	2,017	↓
Quarter ending June 2019	1,994	↓
Quarter ending September 2019	1,977	→
Variance since September 2018	(4.0%)	↓



ACTIVITY



Month	2019	2020
April	189	239
May	629	677
June	971	1,019
July	1,443	1,642
August	1,834	1,953
September	2,013	2,214
October	2,557	
November	2,917	
December	3,364	
January	3,862	
February	4,424	
March	5,025	
April	5,258	
May	5,258	
June	5,258	

QUALITY

	Quantity	Base Number	Contract	AT	Region	England
% of FP17s for the same patient ID Re-attending within 3 months - Children	14	334	4.2%	10.2%	11.3%	11.5%
% of FP17s for the same patient ID Re-attending within 3 months - Adults	85	982	8.7%	13.5%	14.7%	15.4%
% of FP17s for the same patient ID Re-attending between 3 & 9 months - Children	216	334	64.7%	60.8%	60.8%	59.7%
% of FP17s for the same patient ID Re-attending between 3 & 9 months - Adults	695	982	70.8%	50.2%	52.8%	51.7%
% of FP17s for Band 1 Urgent Courses	3	1,206	0.2%	9.2%	8.2%	9.2%
% of FP17s Relating to Free Repair or Replacements	0	1,206	0.0%	0.7%	0.7%	0.7%
% of FP17s Relating to Continuations	0	1,206	0.0%	0.8%	0.8%	0.8%
% of Patients satisfied with the dentistry they have received	0	0	N/A	93.2%	93.2%	93.5%
% of Patients satisfied with the time they had to wait for an appointment	0	0	N/A	86.3%	88.5%	87.4%

* This is based on patients treated on this contract for their most recent course of treatment. Figures in italics indicate the base number of FP17s or Patient Questionnaire responses are less than 100. N/A is shown where the base number of responses is less than 10 during the period. % is calculated as Quantity/Base number*100

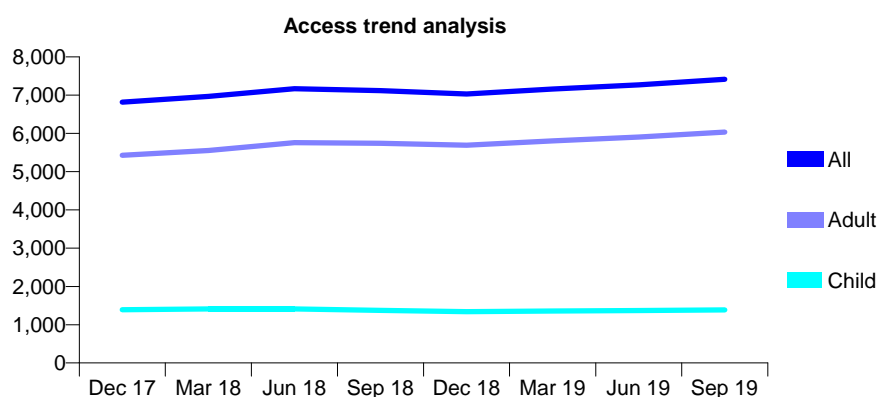
Q56 - Vital Signs At a Glance Contract Report for 883840/0001 - September 2019

Name or company name	MS I PODDAR
Contract type name	GDS Contract
Purpose of contract	General
Contract start date	01/08/2014
Contract end date	

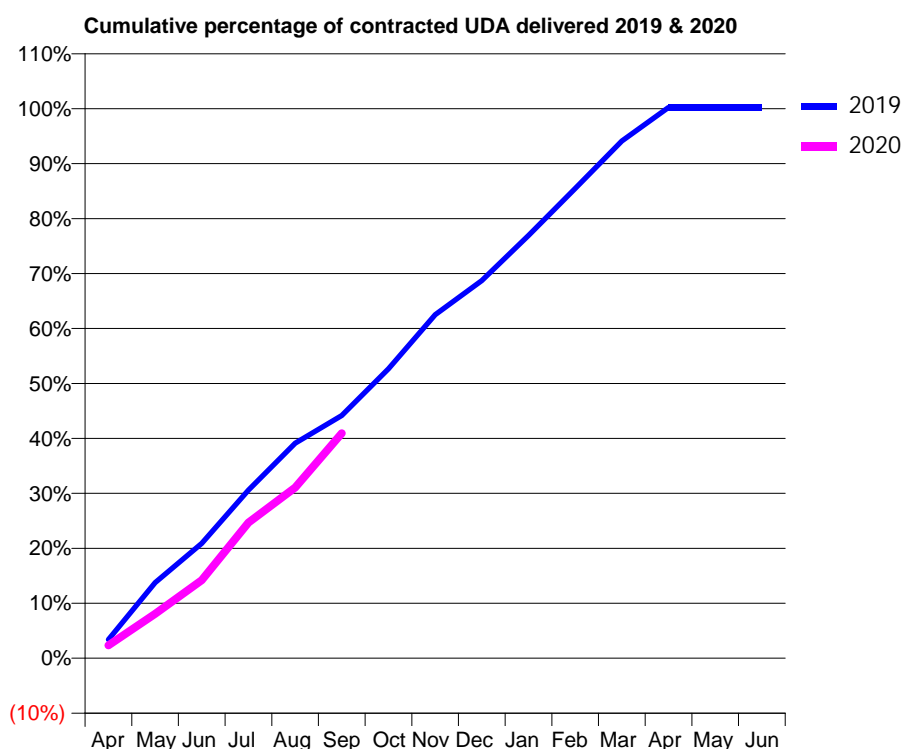
19/20 Contracted general activity (UDA)	21,000
Carry forward general activity (UDA)	-47
19/20 Contracted orthodontic activity (UOA)	0
Carry forward orthodontic activity (UOA)	0
Baseline contract value	£462,304.36

ACCESS*

Patients seen in 24 months	Total	Change since previous quarter
Quarter ending September 2018	7,115	
Quarter ending December 2018	7,029	↓
Quarter ending March 2019	7,158	→
Quarter ending June 2019	7,271	→
Quarter ending September 2019	7,416	→
Variance since September 2018	4.2%	↑



ACTIVITY



Month	2019	2020
April	711	490
May	2,893	1,700
June	4,388	2,984
July	6,424	5,187
August	8,219	6,520
September	9,271	8,593
October	11,063	
November	13,132	
December	14,432	
January	16,150	
February	17,953	
March	19,766	
April	21,050	
May	21,050	
June	21,047	

QUALITY

	Quantity	Base Number	Contract	AT	Region	England
% of FP17s for the same patient ID Re-attending within 3 months - Children	56	1,018	5.5%	10.2%	11.3%	11.5%
% of FP17s for the same patient ID Re-attending within 3 months - Adults	411	3,848	10.7%	13.5%	14.7%	15.4%
% of FP17s for the same patient ID Re-attending between 3 & 9 months - Children	591	1,018	58.1%	60.8%	60.8%	59.7%
% of FP17s for the same patient ID Re-attending between 3 & 9 months - Adults	1,755	3,848	45.6%	50.2%	52.8%	51.7%
% of FP17s for Band 1 Urgent Courses	227	4,395	5.2%	9.2%	8.2%	9.2%
% of FP17s Relating to Free Repair or Replacements	59	4,395	1.3%	0.7%	0.7%	0.7%
% of FP17s Relating to Continuations	24	4,395	0.5%	0.8%	0.8%	0.8%
% of Patients satisfied with the dentistry they have received	1	2	N/A	93.2%	93.2%	93.5%
% of Patients satisfied with the time they had to wait for an appointment	1	2	N/A	86.3%	88.5%	87.4%

* This is based on patients treated on this contract for their most recent course of treatment.

Figures in italics indicate the base number of FP17s or Patient Questionnaire responses are less than 100. N/A is shown where the base number of responses is less than 10 during the period. % is calculated as Quantity/Base number*100

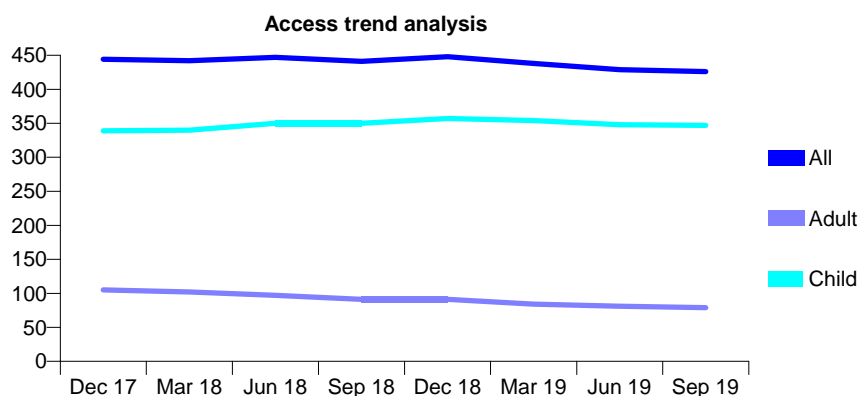
Q56 - Vital Signs At a Glance Contract Report for 904945/0001 - September 2019

Name or company name	MR GV SHAW
Contract type name	GDS Contract
Purpose of contract	General
Contract start date	01/04/2006
Contract end date	

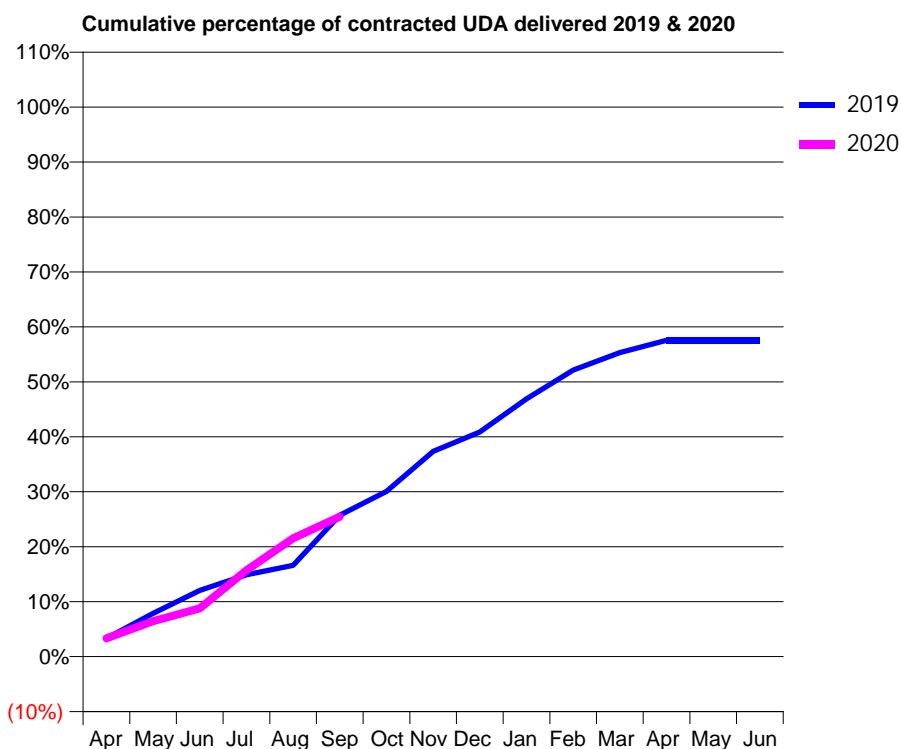
19/20 Contracted general activity (UDA)	1,586
Carry forward general activity (UDA)	0
19/20 Contracted orthodontic activity (UOA)	0
Carry forward orthodontic activity (UOA)	0
Baseline contract value	£42,379.22

ACCESS*

Patients seen in 24 months	Total	Change since previous quarter
Quarter ending September 2018	441	
Quarter ending December 2018	448	→
Quarter ending March 2019	438	↓
Quarter ending June 2019	429	↓
Quarter ending September 2019	426	→
Variance since September 2018	(3.4%)	↓



ACTIVITY



Month	Adjusted Scheduled Activity (UDA)	
	2019	2020
April	53	53
May	125	102
June	191	139
July	236	249
August	264	342
September	408	404
October	477	
November	592	
December	648	
January	744	
February	827	
March	877	
April	913	
May	913	
June	913	

QUALITY

	Quantity	Base Number	Contract	AT	Region	England
% of FP17s for the same patient ID Re-attending within 3 months - Children	19	302	6.3%	10.2%	11.3%	11.5%
% of FP17s for the same patient ID Re-attending within 3 months - Adults	0	26	0.0%	13.5%	14.7%	15.4%
% of FP17s for the same patient ID Re-attending between 3 & 9 months - Children	209	302	69.2%	60.8%	60.8%	59.7%
% of FP17s for the same patient ID Re-attending between 3 & 9 months - Adults	16	26	61.5%	50.2%	52.8%	51.7%
% of FP17s for Band 1 Urgent Courses	4	308	1.3%	9.2%	8.2%	9.2%
% of FP17s Relating to Free Repair or Replacements	0	308	0.0%	0.7%	0.7%	0.7%
% of FP17s Relating to Continuations	1	308	0.3%	0.8%	0.8%	0.8%
% of Patients satisfied with the dentistry they have received	0	0	N/A	93.2%	93.2%	93.5%
% of Patients satisfied with the time they had to wait for an appointment	0	0	N/A	86.3%	88.5%	87.4%

* This is based on patients treated on this contract for their most recent course of treatment. Figures in italics indicate the base number of FP17s or Patient Questionnaire responses are less than 100. N/A is shown where the base number of responses is less than 10 during the period. % is calculated as Quantity/Base number*100

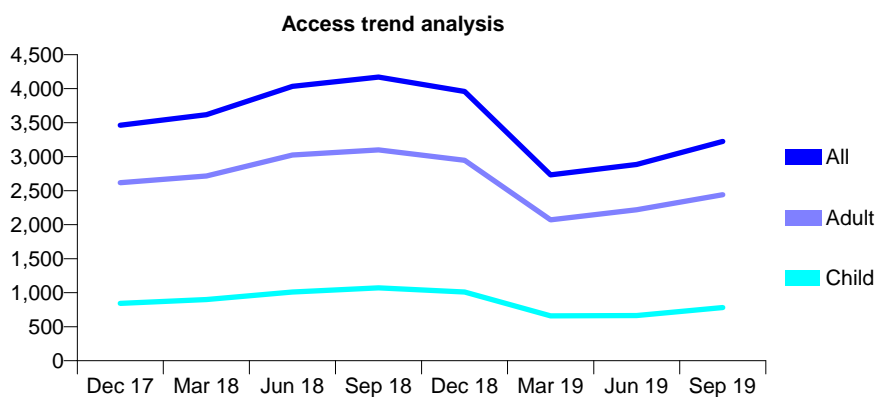
Q56 - Vital Signs At a Glance Contract Report for 905941/0001 - September 2019

Name or company name	Dental Surgery
Contract type name	GDS Contract
Purpose of contract	General and Orthodontic
Contract start date	01/04/2006
Contract end date	

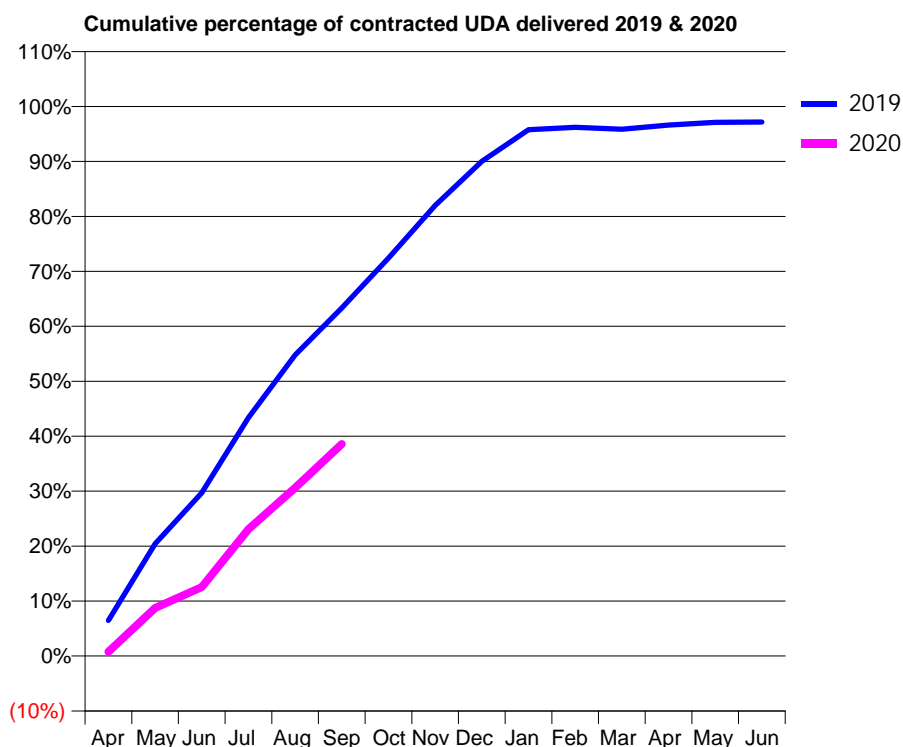
19/20 Contracted general activity (UDA)	11,609
Carry forward general activity (UDA)	302
19/20 Contracted orthodontic activity (UOA)	68
Carry forward orthodontic activity (UOA)	0
Baseline contract value	£349,184.81

ACCESS*

Patients seen in 24 months	Total	Change since previous quarter
Quarter ending September 2018	4,172	
Quarter ending December 2018	3,959	↓
Quarter ending March 2019	2,732	↓
Quarter ending June 2019	2,886	↑
Quarter ending September 2019	3,224	↑
Variance since September 2018	(22.7%)	↓



ACTIVITY



Month	Adjusted Scheduled Activity (UDA)	
	2019	2020
April	690	92
May	2,173	1,016
June	3,160	1,455
July	4,615	2,679
August	5,831	3,555
September	6,739	4,478
October	7,704	
November	8,724	
December	9,576	
January	10,190	
February	10,237	
March	10,198	
April	10,282	
May	10,332	
June	10,339	

QUALITY

	Quantity	Base Number	Contract	AT	Region	England
% of FP17s for the same patient ID Re-attending within 3 months - Children	21	567	3.7%	10.2%	11.3%	11.5%
% of FP17s for the same patient ID Re-attending within 3 months - Adults	144	1,739	8.3%	13.5%	14.7%	15.4%
% of FP17s for the same patient ID Re-attending between 3 & 9 months - Children	211	567	37.2%	60.8%	60.8%	59.7%
% of FP17s for the same patient ID Re-attending between 3 & 9 months - Adults	431	1,739	24.8%	50.2%	52.8%	51.7%
% of FP17s for Band 1 Urgent Courses	265	2,261	11.7%	9.2%	8.2%	9.2%
% of FP17s Relating to Free Repair or Replacements	1	2,261	0.0%	0.7%	0.7%	0.7%
% of FP17s Relating to Continuations	16	2,261	0.7%	0.8%	0.8%	0.8%
% of Patients satisfied with the dentistry they have received	1	1	N/A	93.2%	93.2%	93.5%
% of Patients satisfied with the time they had to wait for an appointment	1	1	N/A	86.3%	88.5%	87.4%

* This is based on patients treated on this contract for their most recent course of treatment. Figures in italics indicate the base number of FP17s or Patient Questionnaire responses are less than 100. N/A is shown where the base number of responses is less than 10 during the period. % is calculated as Quantity/Base number*100

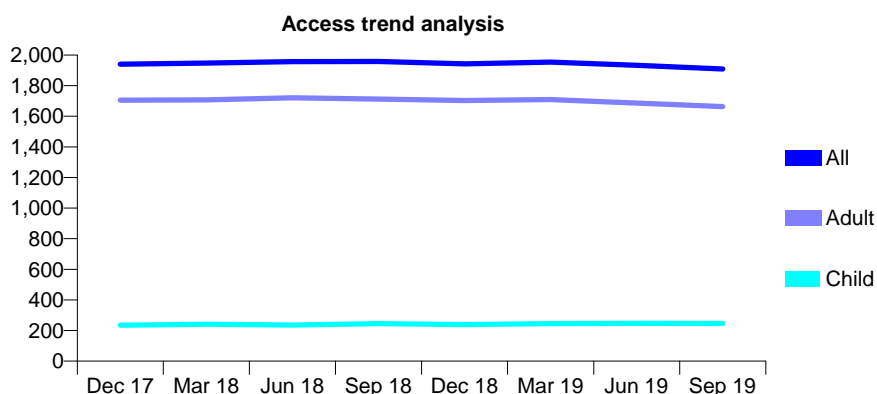
Q56 - Vital Signs At a Glance Contract Report for 906247/0001 - September 2019

Name or company name	Brook Lane Dental Practice
Contract type name	GDS Contract
Purpose of contract	General
Contract start date	01/04/2006
Contract end date	

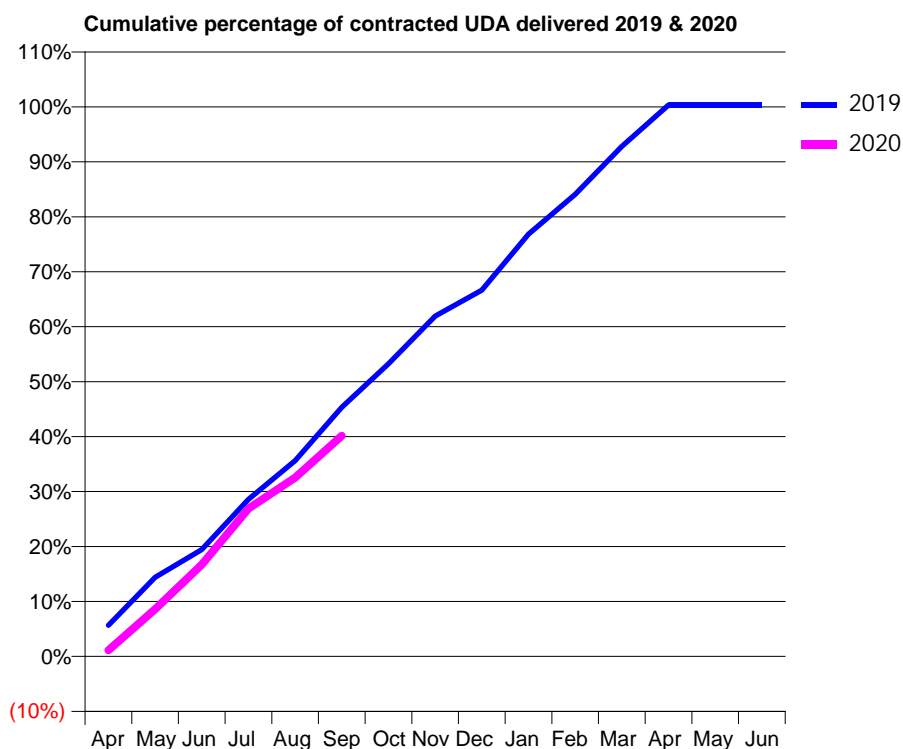
19/20 Contracted general activity (UDA)	5,493
Carry forward general activity (UDA)	-18
19/20 Contracted orthodontic activity (UOA)	0
Carry forward orthodontic activity (UOA)	0
Baseline contract value	£120,868.77

ACCESS*

Patients seen in 24 months	Total	Change since previous quarter
Quarter ending September 2018	1,958	
Quarter ending December 2018	1,942	→
Quarter ending March 2019	1,954	→
Quarter ending June 2019	1,933	↓
Quarter ending September 2019	1,909	↓
Variance since September 2018	(2.5%)	↓



ACTIVITY



Adjusted Scheduled Activity (UDA)		
Month	2019	2020
April	311	62
May	791	473
June	1,069	918
July	1,569	1,478
August	1,957	1,789
September	2,491	2,205
October	2,926	
November	3,403	
December	3,661	
January	4,221	
February	4,620	
March	5,096	
April	5,511	
May	5,511	
June	5,511	

QUALITY

	Quantity	Base Number	Contract	AT	Region	England
% of FP17s for the same patient ID Re-attending within 3 months - Children	14	187	7.5%	10.2%	11.3%	11.5%
% of FP17s for the same patient ID Re-attending within 3 months - Adults	152	1,267	12.0%	13.5%	14.7%	15.4%
% of FP17s for the same patient ID Re-attending between 3 & 9 months - Children	118	187	63.1%	60.8%	60.8%	59.7%
% of FP17s for the same patient ID Re-attending between 3 & 9 months - Adults	819	1,267	64.6%	50.2%	52.8%	51.7%
% of FP17s for Band 1 Urgent Courses	110	1,283	8.6%	9.2%	8.2%	9.2%
% of FP17s Relating to Free Repair or Replacements	3	1,283	0.2%	0.7%	0.7%	0.7%
% of FP17s Relating to Continuations	1	1,283	0.1%	0.8%	0.8%	0.8%
% of Patients satisfied with the dentistry they have received	0	0	N/A	93.2%	93.2%	93.5%
% of Patients satisfied with the time they had to wait for an appointment	0	0	N/A	86.3%	88.5%	87.4%

* This is based on patients treated on this contract for their most recent course of treatment. Figures in italics indicate the base number of FP17s or Patient Questionnaire responses are less than 100. N/A is shown where the base number of responses is less than 10 during the period. % is calculated as Quantity/Base number*100

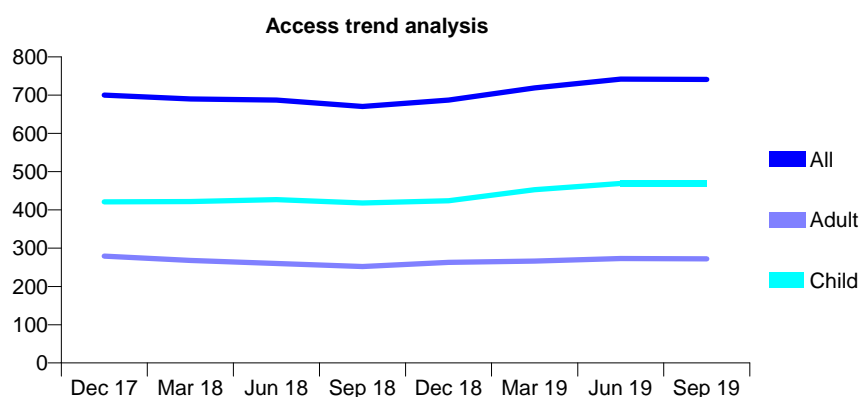
Q56 - Vital Signs At a Glance Contract Report for 907332/0001 - September 2019

Name or company name	MR HJ DHANJI
Contract type name	GDS Contract
Purpose of contract	General
Contract start date	01/04/2006
Contract end date	

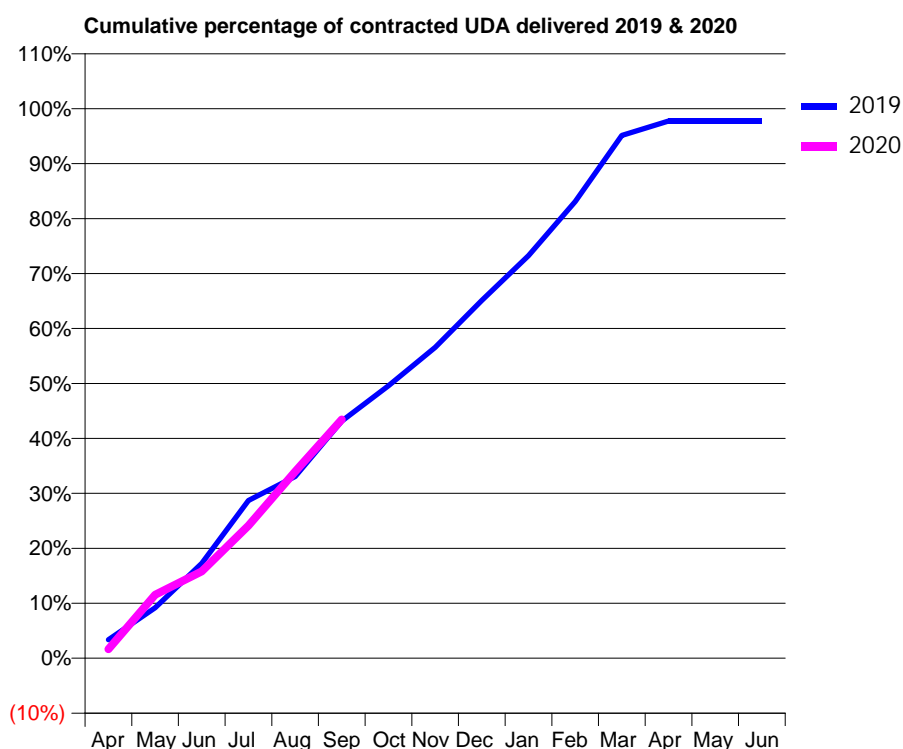
19/20 Contracted general activity (UDA)	1,400
Carry forward general activity (UDA)	31
19/20 Contracted orthodontic activity (UOA)	0
Carry forward orthodontic activity (UOA)	0
Baseline contract value	£33,301.07

ACCESS*

Patients seen in 24 months	Total	Change since previous quarter
Quarter ending September 2018	670	
Quarter ending December 2018	687	↑
Quarter ending March 2019	719	↑
Quarter ending June 2019	742	↑
Quarter ending September 2019	741	→
Variance since September 2018	10.6%	↑



ACTIVITY



Month	2019	2020
April	47	23
May	129	161
June	242	221
July	402	338
August	463	476
September	604	608
October	694	
November	792	
December	911	
January	1,026	
February	1,163	
March	1,332	
April	1,369	
May	1,369	
June	1,369	

QUALITY

	Quantity	Base Number	Contract	AT	Region	England
% of FP17s for the same patient ID Re-attending within 3 months - Children	5	287	1.7%	10.2%	11.3%	11.5%
% of FP17s for the same patient ID Re-attending within 3 months - Adults	8	153	5.2%	13.5%	14.7%	15.4%
% of FP17s for the same patient ID Re-attending between 3 & 9 months - Children	34	287	11.8%	60.8%	60.8%	59.7%
% of FP17s for the same patient ID Re-attending between 3 & 9 months - Adults	68	153	44.4%	50.2%	52.8%	51.7%
% of FP17s for Band 1 Urgent Courses	6	417	1.4%	9.2%	8.2%	9.2%
% of FP17s Relating to Free Repair or Replacements	0	417	0.0%	0.7%	0.7%	0.7%
% of FP17s Relating to Continuations	0	417	0.0%	0.8%	0.8%	0.8%
% of Patients satisfied with the dentistry they have received	1	1	N/A	93.2%	93.2%	93.5%
% of Patients satisfied with the time they had to wait for an appointment	1	1	N/A	86.3%	88.5%	87.4%

* This is based on patients treated on this contract for their most recent course of treatment. Figures in italics indicate the base number of FP17s or Patient Questionnaire responses are less than 100. N/A is shown where the base number of responses is less than 10 during the period. % is calculated as Quantity/Base number*100

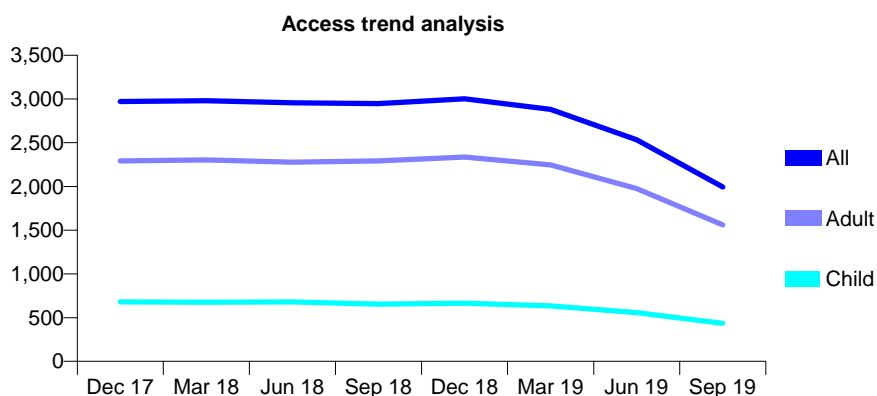
Q56 - Vital Signs At a Glance Contract Report for 908002/0001 - September 2019

Name or company name	MR DC TRENT
Contract type name	GDS Contract
Purpose of contract	General
Contract start date	01/04/2006
Contract end date	30/04/2019

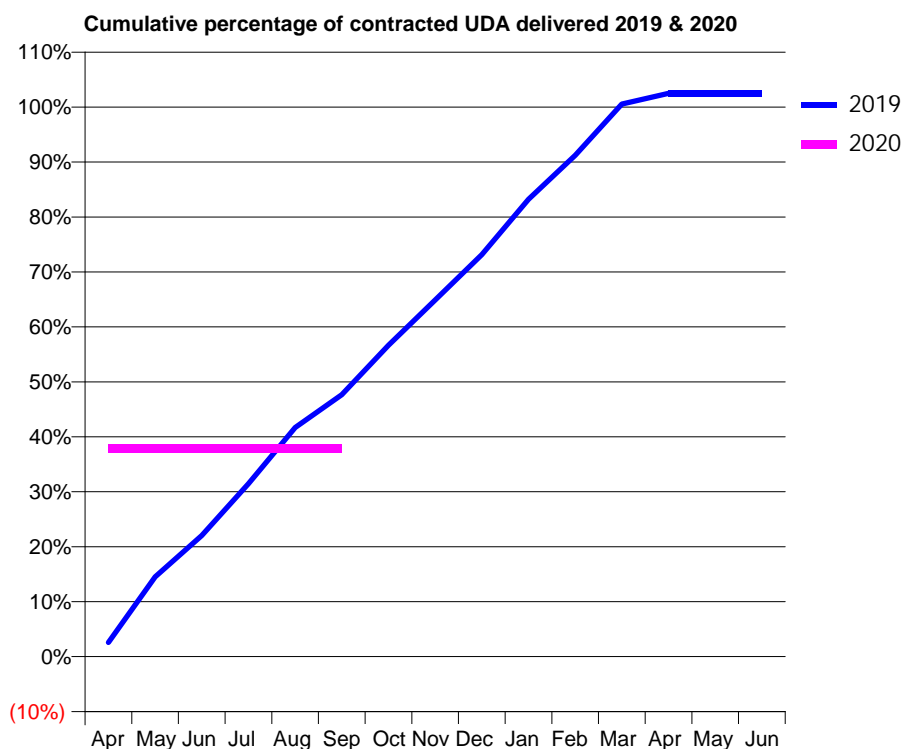
19/20 Contracted general activity (UDA)	678
Carry forward general activity (UDA)	0
19/20 Contracted orthodontic activity (UOA)	0
Carry forward orthodontic activity (UOA)	0
Baseline contract value	£14,602.43

ACCESS*

Patients seen in 24 months	Total	Change since previous quarter
Quarter ending September 2018	2,947	
Quarter ending December 2018	3,002	→
Quarter ending March 2019	2,881	↓
Quarter ending June 2019	2,534	↓
Quarter ending September 2019	1,994	↓
Variance since September 2018	(32.3%)	↓



ACTIVITY



Month	Adjusted Scheduled Activity (UDA)	
	2019	2020
April	210	257
May	1,182	257
June	1,792	257
July	2,560	257
August	3,393	257
September	3,878	257
October	4,610	
November	5,282	
December	5,952	
January	6,772	
February	7,424	
March	8,182	
April	8,341	
May	8,341	
June	8,341	

QUALITY

	Quantity	Base Number	Contract	AT	Region	England
% of FP17s for the same patient ID Re-attending within 3 months - Children	9	73	12.3%	10.2%	11.3%	11.5%
% of FP17s for the same patient ID Re-attending within 3 months - Adults	21	151	13.9%	13.5%	14.7%	15.4%
% of FP17s for the same patient ID Re-attending between 3 & 9 months - Children	49	73	67.1%	60.8%	60.8%	59.7%
% of FP17s for the same patient ID Re-attending between 3 & 9 months - Adults	98	151	64.9%	50.2%	52.8%	51.7%
% of FP17s for Band 1 Urgent Courses	2	119	1.7%	9.2%	8.2%	9.2%
% of FP17s Relating to Free Repair or Replacements	0	119	0.0%	0.7%	0.7%	0.7%
% of FP17s Relating to Continuations	1	119	0.8%	0.8%	0.8%	0.8%
% of Patients satisfied with the dentistry they have received	1	2	N/A	93.2%	93.2%	93.5%
% of Patients satisfied with the time they had to wait for an appointment	2	2	N/A	86.3%	88.5%	87.4%

* This is based on patients treated on this contract for their most recent course of treatment. Figures in italics indicate the base number of FP17s or Patient Questionnaire responses are less than 100. N/A is shown where the base number of responses is less than 10 during the period. % is calculated as Quantity/Base number*100

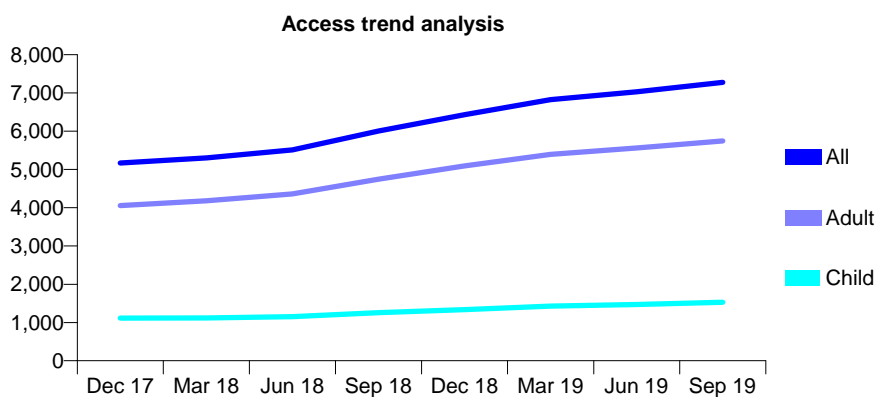
Q56 - Vital Signs At a Glance Contract Report for 910201/0001 - September 2019

Name or company name	Cheerag Raval and Gemma Raval
Contract type name	GDS Contract
Purpose of contract	General
Contract start date	01/04/2006
Contract end date	

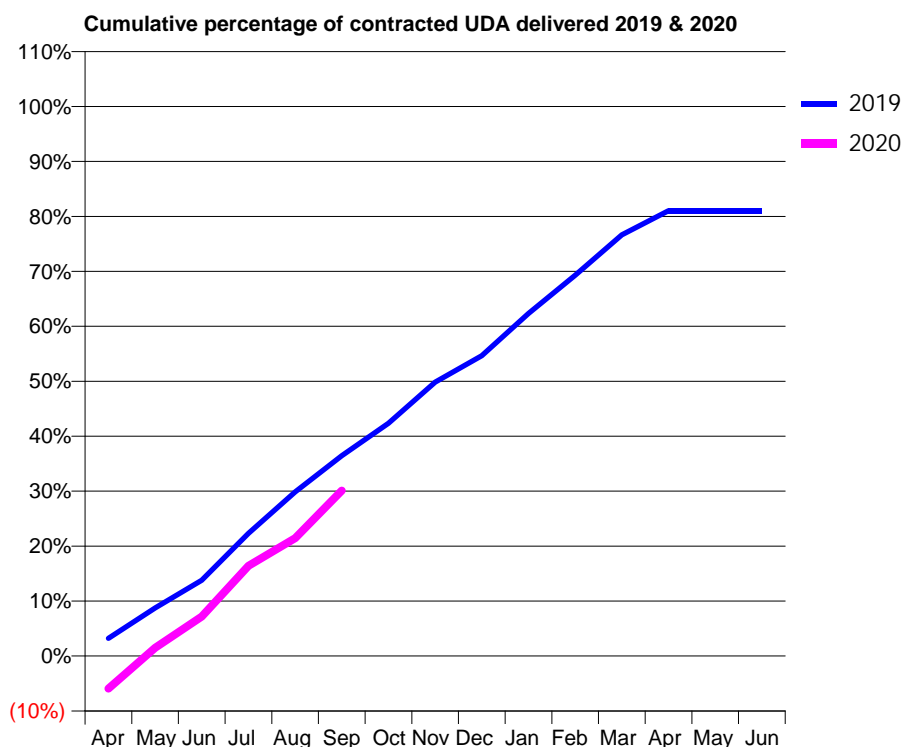
19/20 Contracted general activity (UDA)	22,892
Carry forward general activity (UDA)	1,687
19/20 Contracted orthodontic activity (UOA)	0
Carry forward orthodontic activity (UOA)	0
Baseline contract value	£528,604.60

ACCESS*

Patients seen in 24 months	Total	Change since previous quarter
Quarter ending September 2018	6,003	
Quarter ending December 2018	6,432	↑
Quarter ending March 2019	6,823	↑
Quarter ending June 2019	7,029	↑
Quarter ending September 2019	7,275	↑
Variance since September 2018	21.2%	↑



ACTIVITY



Month	Adjusted Scheduled Activity (UDA)	
	2019	2020
April	736	-1,357
May	2,002	343
June	3,159	1,642
July	5,109	3,756
August	6,836	4,914
September	8,342	6,891
October	9,696	
November	11,414	
December	12,516	
January	14,267	
February	15,865	
March	17,545	
April	18,551	
May	18,552	
June	18,552	

QUALITY

	Quantity	Base Number	Contract	AT	Region	England
% of FP17s for the same patient ID Re-attending within 3 months - Children	162	1,411	11.5%	10.2%	11.3%	11.5%
% of FP17s for the same patient ID Re-attending within 3 months - Adults	650	4,109	15.8%	13.5%	14.7%	15.4%
% of FP17s for the same patient ID Re-attending between 3 & 9 months - Children	887	1,411	62.9%	60.8%	60.8%	59.7%
% of FP17s for the same patient ID Re-attending between 3 & 9 months - Adults	1,966	4,109	47.8%	50.2%	52.8%	51.7%
% of FP17s for Band 1 Urgent Courses	250	4,783	5.2%	9.2%	8.2%	9.2%
% of FP17s Relating to Free Repair or Replacements	27	4,783	0.6%	0.7%	0.7%	0.7%
% of FP17s Relating to Continuations	56	4,783	1.2%	0.8%	0.8%	0.8%
% of Patients satisfied with the dentistry they have received	3	3	N/A	93.2%	93.2%	93.5%
% of Patients satisfied with the time they had to wait for an appointment	2	3	N/A	86.3%	88.5%	87.4%

* This is based on patients treated on this contract for their most recent course of treatment. Figures in italics indicate the base number of FP17s or Patient Questionnaire responses are less than 100. N/A is shown where the base number of responses is less than 10 during the period. % is calculated as Quantity/Base number*100

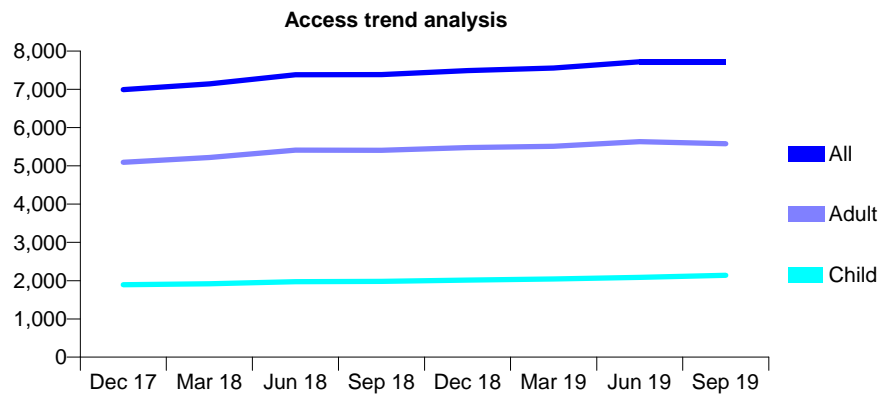
Q56 - Vital Signs At a Glance Contract Report for 915246/0001 - September 2019

Name or company name	MRS CH JACKMAN
Contract type name	GDS Contract
Purpose of contract	General
Contract start date	01/04/2006
Contract end date	

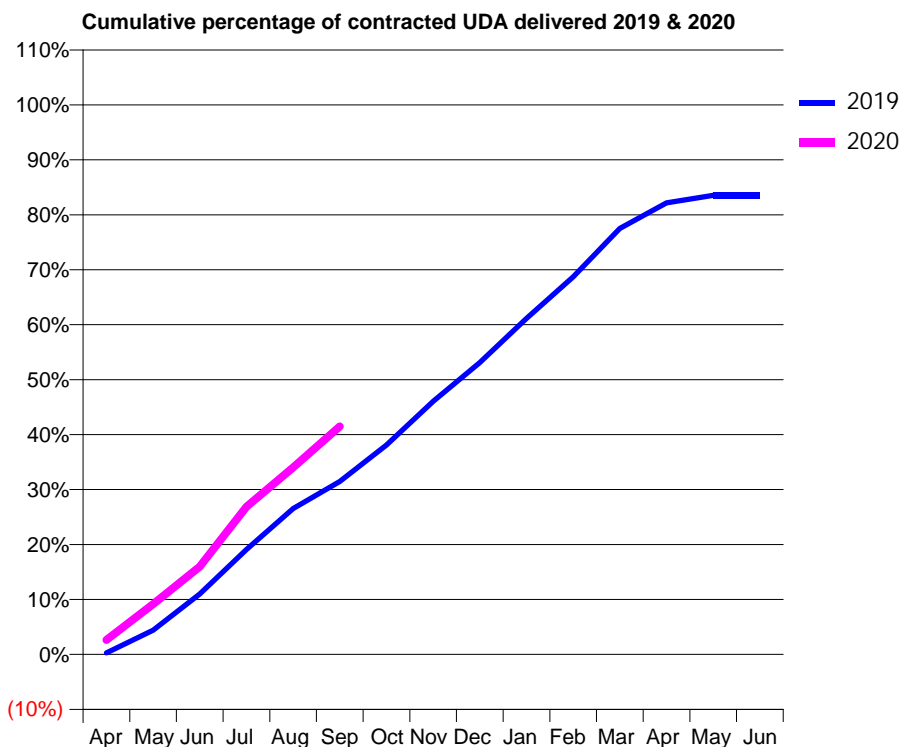
19/20 Contracted general activity (UDA)	20,400
Carry forward general activity (UDA)	0
19/20 Contracted orthodontic activity (UOA)	0
Carry forward orthodontic activity (UOA)	0
Baseline contract value	£554,832.55

ACCESS*

Patients seen in 24 months	Total	Change since previous quarter
Quarter ending September 2018	7,385	
Quarter ending December 2018	7,491	→
Quarter ending March 2019	7,555	→
Quarter ending June 2019	7,719	↑
Quarter ending September 2019	7,718	→
Variance since September 2018	4.5%	↑



ACTIVITY



Month	2019	2020
April	58	537
May	905	1,867
June	2,245	3,261
July	3,894	5,481
August	5,411	6,941
September	6,418	8,465
October	7,776	
November	9,398	
December	10,832	
January	12,471	
February	14,015	
March	15,815	
April	16,765	
May	17,043	
June	17,043	

QUALITY

	Quantity	Base Number	Contract	AT	Region	England
% of FP17s for the same patient ID Re-attending within 3 months - Children	75	1,758	4.3%	10.2%	11.3%	11.5%
% of FP17s for the same patient ID Re-attending within 3 months - Adults	446	3,928	11.4%	13.5%	14.7%	15.4%
% of FP17s for the same patient ID Re-attending between 3 & 9 months - Children	1,242	1,758	70.6%	60.8%	60.8%	59.7%
% of FP17s for the same patient ID Re-attending between 3 & 9 months - Adults	2,048	3,928	52.1%	50.2%	52.8%	51.7%
% of FP17s for Band 1 Urgent Courses	271	5,237	5.2%	9.2%	8.2%	9.2%
% of FP17s Relating to Free Repair or Replacements	35	5,237	0.7%	0.7%	0.7%	0.7%
% of FP17s Relating to Continuations	81	5,237	1.5%	0.8%	0.8%	0.8%
% of Patients satisfied with the dentistry they have received	6	6	N/A	93.2%	93.2%	93.5%
% of Patients satisfied with the time they had to wait for an appointment	5	6	N/A	86.3%	88.5%	87.4%

* This is based on patients treated on this contract for their most recent course of treatment. Figures in italics indicate the base number of FP17s or Patient Questionnaire responses are less than 100. N/A is shown where the base number of responses is less than 10 during the period. % is calculated as Quantity/Base number*100

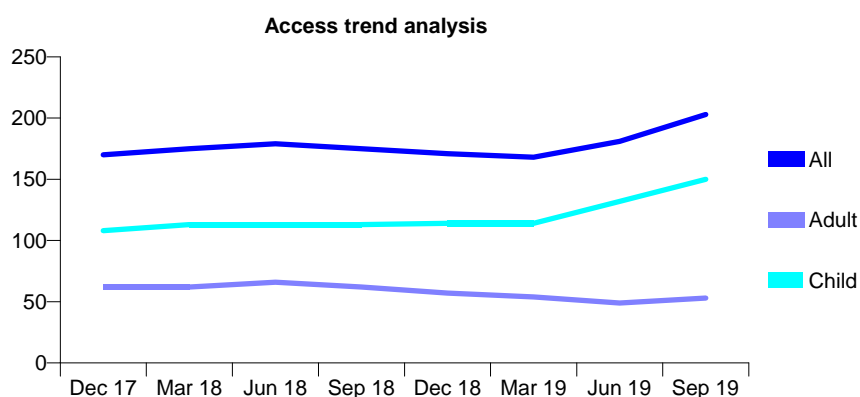
Q56 - Vital Signs At a Glance Contract Report for 920924/0001 - September 2019

Name or company name	MR JM STOKES
Contract type name	GDS Contract
Purpose of contract	General
Contract start date	01/01/2007
Contract end date	

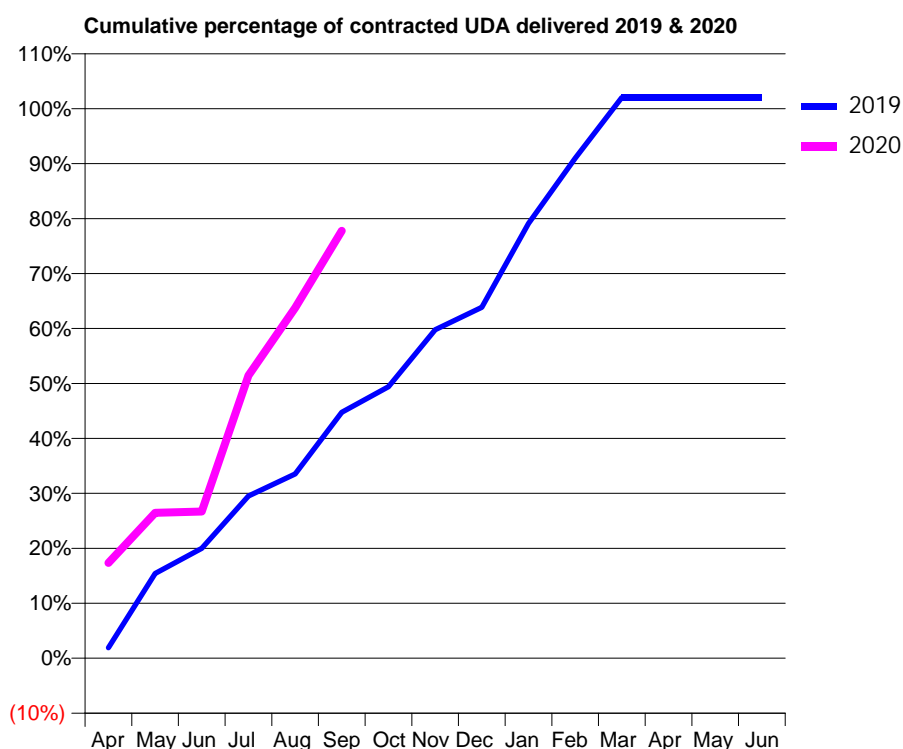
19/20 Contracted general activity (UDA)	473
Carry forward general activity (UDA)	-9
19/20 Contracted orthodontic activity (UOA)	0
Carry forward orthodontic activity (UOA)	0
Baseline contract value	£14,298.20

ACCESS*

Patients seen in 24 months	Total	Change since previous quarter
Quarter ending September 2018	175	
Quarter ending December 2018	171	↓
Quarter ending March 2019	168	↓
Quarter ending June 2019	181	↑
Quarter ending September 2019	203	↑
Variance since September 2018	16.0%	↑



ACTIVITY



Month	2019	2020
April	9	82
May	73	125
June	95	126
July	140	243
August	159	302
September	212	368
October	234	
November	283	
December	302	
January	374	
February	430	
March	483	
April	483	
May	483	
June	483	

QUALITY

	Quantity	Base Number	Contract	AT	Region	England
% of FP17s for the same patient ID Re-attending within 3 months - Children	7	146	4.8%	10.2%	11.3%	11.5%
% of FP17s for the same patient ID Re-attending within 3 months - Adults	8	36	22.2%	13.5%	14.7%	15.4%
% of FP17s for the same patient ID Re-attending between 3 & 9 months - Children	76	146	52.1%	60.8%	60.8%	59.7%
% of FP17s for the same patient ID Re-attending between 3 & 9 months - Adults	24	36	66.7%	50.2%	52.8%	51.7%
% of FP17s for Band 1 Urgent Courses	4	182	2.2%	9.2%	8.2%	9.2%
% of FP17s Relating to Free Repair or Replacements	0	182	0.0%	0.7%	0.7%	0.7%
% of FP17s Relating to Continuations	0	182	0.0%	0.8%	0.8%	0.8%
% of Patients satisfied with the dentistry they have received	0	0	N/A	93.2%	93.2%	93.5%
% of Patients satisfied with the time they had to wait for an appointment	0	0	N/A	86.3%	88.5%	87.4%

* This is based on patients treated on this contract for their most recent course of treatment.

Figures in italics indicate the base number of FP17s or Patient Questionnaire responses are less than 100. N/A is shown where the base number of responses is less than 10 during the period. % is calculated as Quantity/Base number*100

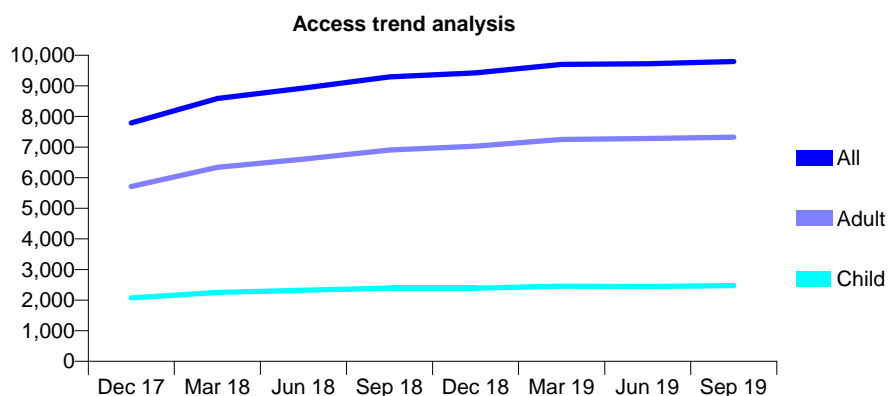
Q56 - Vital Signs At a Glance Contract Report for 920959/0001 - September 2019

Name or company name	MR OB QURESHI
Contract type name	GDS Contract
Purpose of contract	General
Contract start date	01/04/2006
Contract end date	

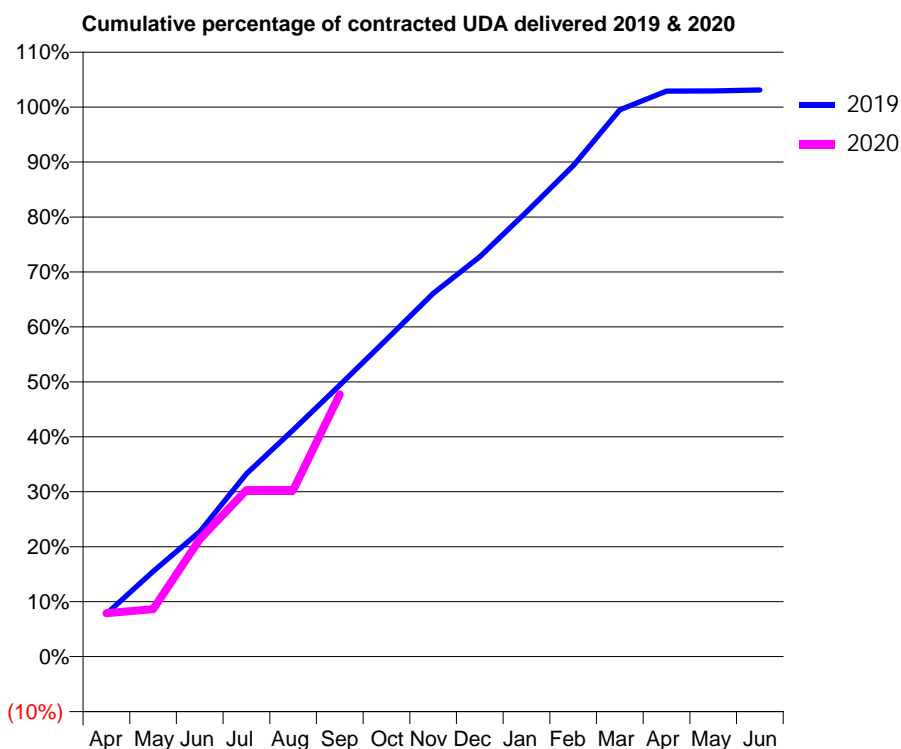
19/20 Contracted general activity (UDA)	22,001
Carry forward general activity (UDA)	-440
19/20 Contracted orthodontic activity (UOA)	0
Carry forward orthodontic activity (UOA)	0
Baseline contract value	£684,070.68

ACCESS*

Patients seen in 24 months	Total	Change since previous quarter
Quarter ending September 2018	9,296	
Quarter ending December 2018	9,427	→
Quarter ending March 2019	9,703	↑
Quarter ending June 2019	9,725	→
Quarter ending September 2019	9,797	→
Variance since September 2018	5.4%	↑



ACTIVITY



Month	Adjusted Scheduled Activity (UDA)	
	2019	2020
April	1,718	1,745
May	3,414	1,902
June	5,000	4,702
July	7,324	6,667
August	9,071	6,667
September	10,875	10,499
October	12,701	
November	14,540	
December	16,007	
January	17,802	
February	19,654	
March	21,894	
April	22,642	
May	22,646	
June	22,682	

QUALITY

	Quantity	Base Number	Contract	AT	Region	England
% of FP17s for the same patient ID Re-attending within 3 months - Children	100	1,591	6.3%	10.2%	11.3%	11.5%
% of FP17s for the same patient ID Re-attending within 3 months - Adults	357	3,895	9.2%	13.5%	14.7%	15.4%
% of FP17s for the same patient ID Re-attending between 3 & 9 months - Children	852	1,591	53.6%	60.8%	60.8%	59.7%
% of FP17s for the same patient ID Re-attending between 3 & 9 months - Adults	1,790	3,895	46.0%	50.2%	52.8%	51.7%
% of FP17s for Band 1 Urgent Courses	352	5,019	7.0%	9.2%	8.2%	9.2%
% of FP17s Relating to Free Repair or Replacements	11	5,019	0.2%	0.7%	0.7%	0.7%
% of FP17s Relating to Continuations	2	5,019	0.0%	0.8%	0.8%	0.8%
% of Patients satisfied with the dentistry they have received	0	0	N/A	93.2%	93.2%	93.5%
% of Patients satisfied with the time they had to wait for an appointment	0	0	N/A	86.3%	88.5%	87.4%

* This is based on patients treated on this contract for their most recent course of treatment. Figures in italics indicate the base number of FP17s or Patient Questionnaire responses are less than 100. N/A is shown where the base number of responses is less than 10 during the period. % is calculated as Quantity/Base number*100

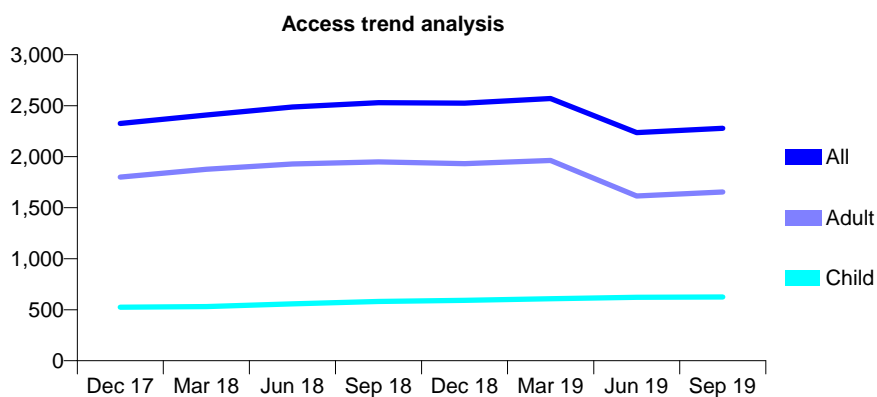
Q56 - Vital Signs At a Glance Contract Report for 926396/0001 - September 2019

Name or company name	MRS TL KLEINHANS
Contract type name	PDS Contract
Purpose of contract	General
Contract start date	01/04/2010
Contract end date	31/03/2020

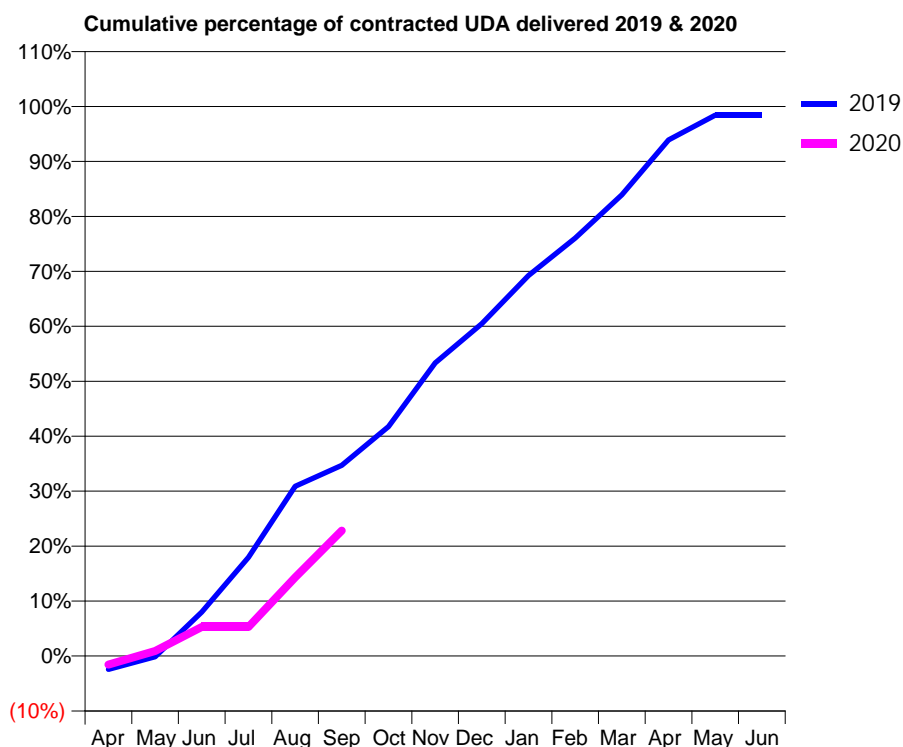
19/20 Contracted general activity (UDA)	6,600
Carry forward general activity (UDA)	105
19/20 Contracted orthodontic activity (UOA)	0
Carry forward orthodontic activity (UOA)	0
Baseline contract value	£168,514.57

ACCESS*

Patients seen in 24 months	Total	Change since previous quarter
Quarter ending September 2018	2,530	
Quarter ending December 2018	2,525	→
Quarter ending March 2019	2,570	→
Quarter ending June 2019	2,236	↓
Quarter ending September 2019	2,279	→
Variance since September 2018	(9.9%)	↓



ACTIVITY



Month	Adjusted Scheduled Activity (UDA)	
	2019	2020
April	-161	-105
May	-10	61
June	528	350
July	1,185	350
August	2,038	946
September	2,291	1,506
October	2,755	
November	3,521	
December	3,993	
January	4,571	
February	5,020	
March	5,540	
April	6,197	
May	6,495	
June	6,495	

QUALITY

	Quantity	Base Number	Contract	AT	Region	England
% of FP17s for the same patient ID Re-attending within 3 months - Children	18	497	3.6%	10.2%	11.3%	11.5%
% of FP17s for the same patient ID Re-attending within 3 months - Adults	107	920	11.6%	13.5%	14.7%	15.4%
% of FP17s for the same patient ID Re-attending between 3 & 9 months - Children	340	497	68.4%	60.8%	60.8%	59.7%
% of FP17s for the same patient ID Re-attending between 3 & 9 months - Adults	495	920	53.8%	50.2%	52.8%	51.7%
% of FP17s for Band 1 Urgent Courses	7	1,036	0.7%	9.2%	8.2%	9.2%
% of FP17s Relating to Free Repair or Replacements	0	1,036	0.0%	0.7%	0.7%	0.7%
% of FP17s Relating to Continuations	1	1,036	0.1%	0.8%	0.8%	0.8%
% of Patients satisfied with the dentistry they have received	0	0	N/A	93.2%	93.2%	93.5%
% of Patients satisfied with the time they had to wait for an appointment	0	0	N/A	86.3%	88.5%	87.4%

* This is based on patients treated on this contract for their most recent course of treatment. Figures in italics indicate the base number of FP17s or Patient Questionnaire responses are less than 100. N/A is shown where the base number of responses is less than 10 during the period. % is calculated as Quantity/Base number*100

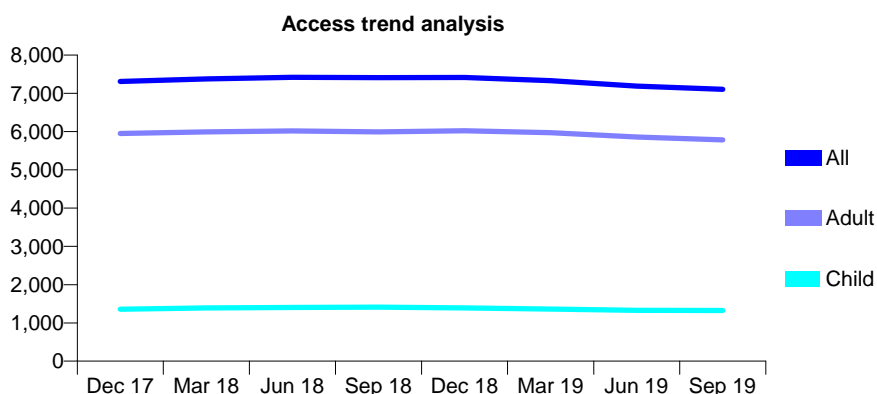
Q56 - Vital Signs At a Glance Contract Report for 927937/0001 - September 2019

Name or company name	MR NJ SUMSER-LUPSON
Contract type name	GDS Contract
Purpose of contract	General
Contract start date	01/04/2006
Contract end date	

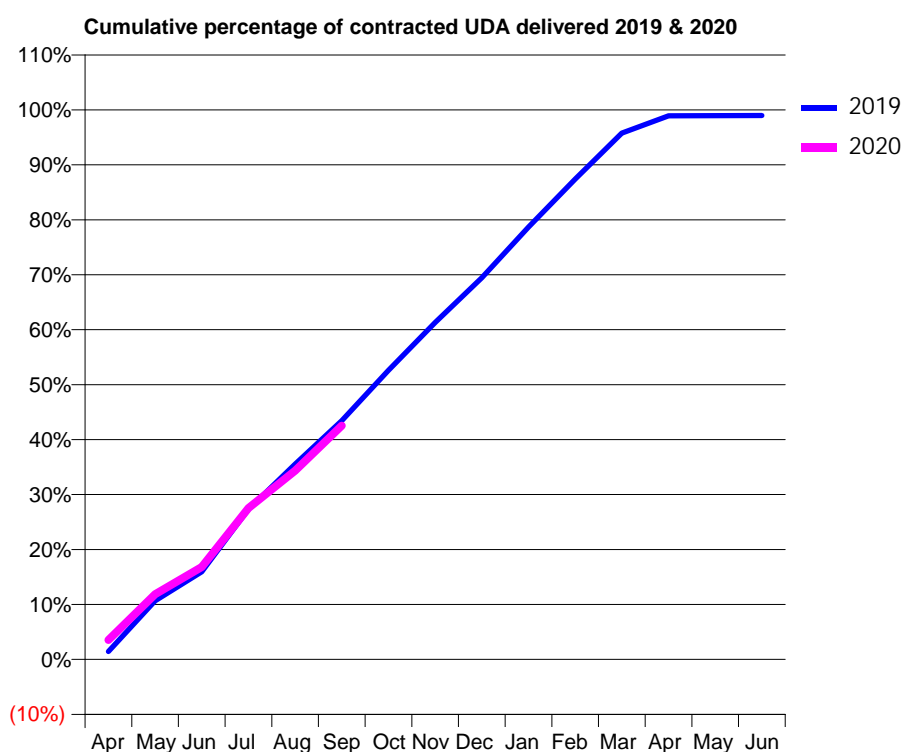
19/20 Contracted general activity (UDA)	15,939
Carry forward general activity (UDA)	165
19/20 Contracted orthodontic activity (UOA)	0
Carry forward orthodontic activity (UOA)	0
Baseline contract value	£369,807.60

ACCESS*

Patients seen in 24 months	Total	Change since previous quarter
Quarter ending September 2018	7,409	
Quarter ending December 2018	7,415	→
Quarter ending March 2019	7,333	↓
Quarter ending June 2019	7,189	↓
Quarter ending September 2019	7,106	↓
Variance since September 2018	(4.1%)	↓



ACTIVITY



Month	2019	2020
April	231	566
May	1,699	1,894
June	2,544	2,681
July	4,357	4,388
August	5,665	5,476
September	6,924	6,780
October	8,386	
November	9,774	
December	11,069	
January	12,536	
February	13,933	
March	15,265	
April	15,768	
May	15,771	
June	15,774	

QUALITY

	Quantity	Base Number	Contract	AT	Region	England
% of FP17s for the same patient ID Re-attending within 3 months - Children	58	1,023	5.7%	10.2%	11.3%	11.5%
% of FP17s for the same patient ID Re-attending within 3 months - Adults	489	3,871	12.6%	13.5%	14.7%	15.4%
% of FP17s for the same patient ID Re-attending between 3 & 9 months - Children	663	1,023	64.8%	60.8%	60.8%	59.7%
% of FP17s for the same patient ID Re-attending between 3 & 9 months - Adults	1,868	3,871	48.3%	50.2%	52.8%	51.7%
% of FP17s for Band 1 Urgent Courses	389	4,547	8.6%	9.2%	8.2%	9.2%
% of FP17s Relating to Free Repair or Replacements	21	4,547	0.5%	0.7%	0.7%	0.7%
% of FP17s Relating to Continuations	59	4,547	1.3%	0.8%	0.8%	0.8%
% of Patients satisfied with the dentistry they have received	2	2	N/A	93.2%	93.2%	93.5%
% of Patients satisfied with the time they had to wait for an appointment	2	2	N/A	86.3%	88.5%	87.4%

* This is based on patients treated on this contract for their most recent course of treatment. Figures in italics indicate the base number of FP17s or Patient Questionnaire responses are less than 100. N/A is shown where the base number of responses is less than 10 during the period. % is calculated as Quantity/Base number*100

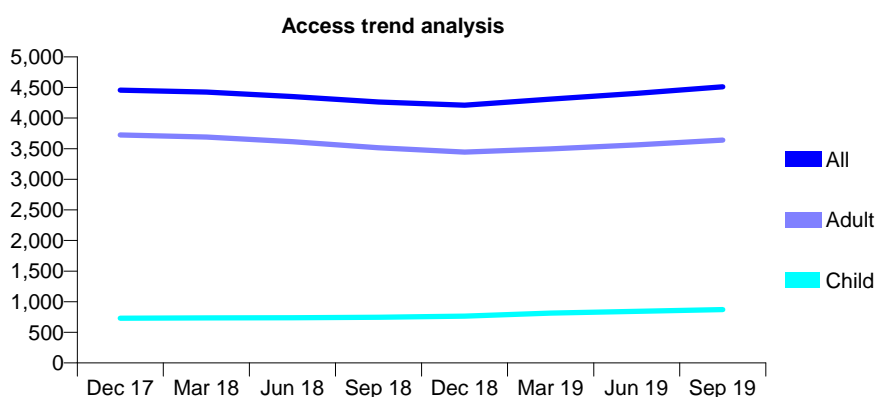
Q56 - Vital Signs At a Glance Contract Report for 929824/0001 - September 2019

Name or company name	Dental Surgery
Contract type name	GDS Contract
Purpose of contract	General
Contract start date	01/04/2006
Contract end date	

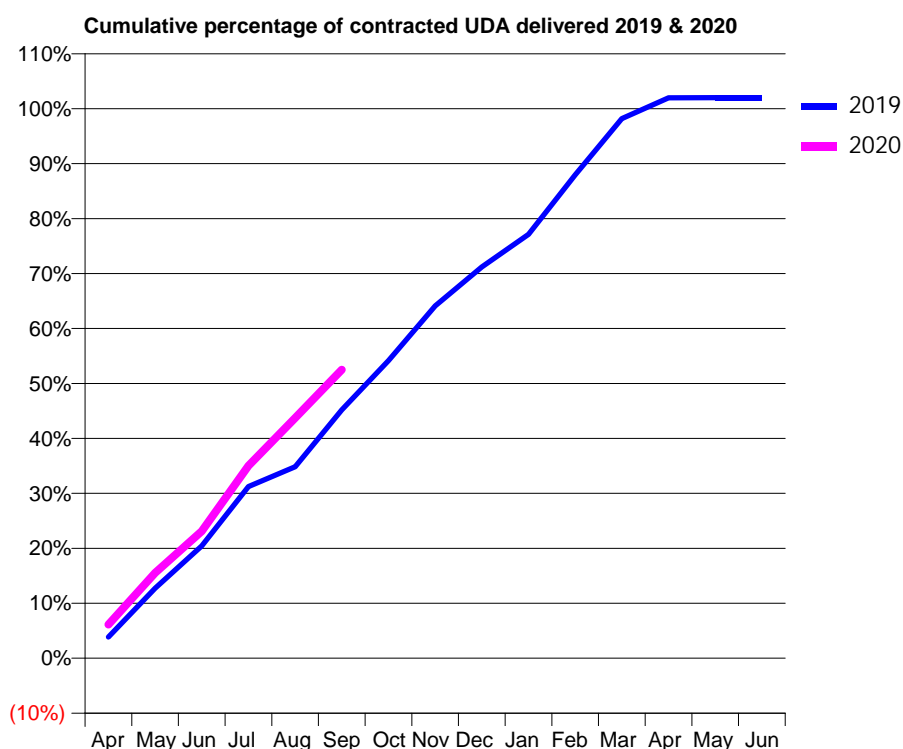
19/20 Contracted general activity (UDA)	10,295
Carry forward general activity (UDA)	-206
19/20 Contracted orthodontic activity (UOA)	0
Carry forward orthodontic activity (UOA)	0
Baseline contract value	£258,707.46

ACCESS*

Patients seen in 24 months	Total	Change since previous quarter
Quarter ending September 2018	4,263	
Quarter ending December 2018	4,210	↓
Quarter ending March 2019	4,311	↑
Quarter ending June 2019	4,405	↑
Quarter ending September 2019	4,511	↑
Variance since September 2018	5.8%	↑



ACTIVITY



Month	2019	2020
April	398	631
May	1,312	1,600
June	2,105	2,381
July	3,217	3,607
August	3,590	4,502
September	4,652	5,405
October	5,574	
November	6,603	
December	7,328	
January	7,941	
February	9,054	
March	10,106	
April	10,496	
May	10,503	
June	10,503	

QUALITY

	Quantity	Base Number	Contract	AT	Region	England
% of FP17s for the same patient ID Re-attending within 3 months - Children	55	662	8.3%	10.2%	11.3%	11.5%
% of FP17s for the same patient ID Re-attending within 3 months - Adults	287	2,584	11.1%	13.5%	14.7%	15.4%
% of FP17s for the same patient ID Re-attending between 3 & 9 months - Children	403	662	60.9%	60.8%	60.8%	59.7%
% of FP17s for the same patient ID Re-attending between 3 & 9 months - Adults	1,493	2,584	57.8%	50.2%	52.8%	51.7%
% of FP17s for Band 1 Urgent Courses	213	3,049	7.0%	9.2%	8.2%	9.2%
% of FP17s Relating to Free Repair or Replacements	23	3,049	0.8%	0.7%	0.7%	0.7%
% of FP17s Relating to Continuations	4	3,049	0.1%	0.8%	0.8%	0.8%
% of Patients satisfied with the dentistry they have received	1	1	N/A	93.2%	93.2%	93.5%
% of Patients satisfied with the time they had to wait for an appointment	1	1	N/A	86.3%	88.5%	87.4%

* This is based on patients treated on this contract for their most recent course of treatment.

Figures in italics indicate the base number of FP17s or Patient Questionnaire responses are less than 100. N/A is shown where the base number of responses is less than 10 during the period. % is calculated as Quantity/Base number*100

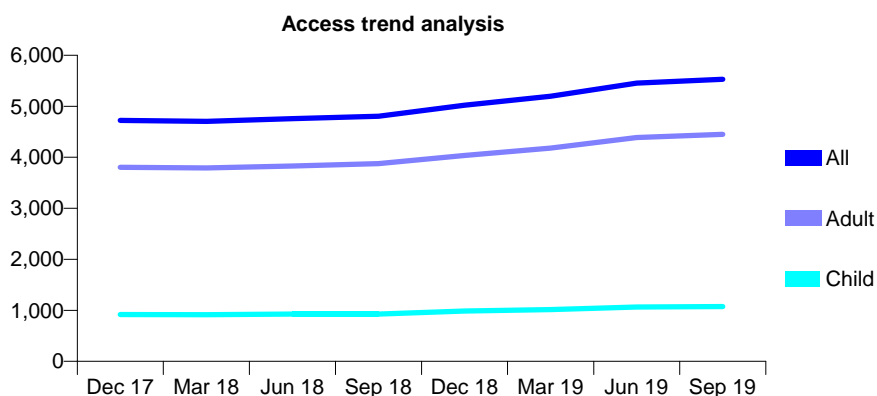
Q56 - Vital Signs At a Glance Contract Report for 931411/0003 - September 2019

Name or company name	MR M PATEL
Contract type name	GDS Contract
Purpose of contract	General
Contract start date	01/07/2012
Contract end date	

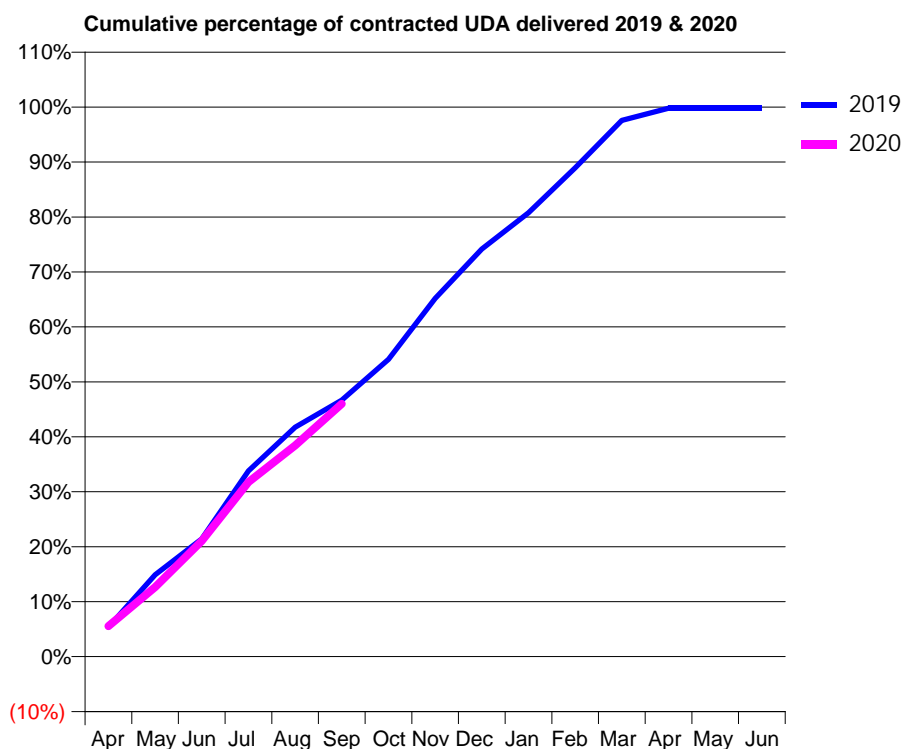
19/20 Contracted general activity (UDA)	15,000
Carry forward general activity (UDA)	36
19/20 Contracted orthodontic activity (UOA)	0
Carry forward orthodontic activity (UOA)	0
Baseline contract value	£390,501.85

ACCESS*

Patients seen in 24 months	Total	Change since previous quarter
Quarter ending September 2018	4,804	
Quarter ending December 2018	5,020	↑
Quarter ending March 2019	5,197	↑
Quarter ending June 2019	5,454	↑
Quarter ending September 2019	5,528	→
Variance since September 2018	15.1%	↑



ACTIVITY



Month	Adjusted Scheduled Activity (UDA)	
	2019	2020
April	805	831
May	2,238	1,899
June	3,211	3,157
July	5,068	4,764
August	6,264	5,765
September	7,000	6,899
October	8,114	
November	9,779	
December	11,125	
January	12,117	
February	13,343	
March	14,634	
April	14,967	
May	14,964	
June	14,964	

QUALITY

	Quantity	Base Number	Contract	AT	Region	England
% of FP17s for the same patient ID Re-attending within 3 months - Children	41	921	4.5%	10.2%	11.3%	11.5%
% of FP17s for the same patient ID Re-attending within 3 months - Adults	423	3,483	12.1%	13.5%	14.7%	15.4%
% of FP17s for the same patient ID Re-attending between 3 & 9 months - Children	636	921	69.1%	60.8%	60.8%	59.7%
% of FP17s for the same patient ID Re-attending between 3 & 9 months - Adults	1,924	3,483	55.2%	50.2%	52.8%	51.7%
% of FP17s for Band 1 Urgent Courses	421	4,186	10.1%	9.2%	8.2%	9.2%
% of FP17s Relating to Free Repair or Replacements	34	4,186	0.8%	0.7%	0.7%	0.7%
% of FP17s Relating to Continuations	25	4,186	0.6%	0.8%	0.8%	0.8%
% of Patients satisfied with the dentistry they have received	1	2	N/A	93.2%	93.2%	93.5%
% of Patients satisfied with the time they had to wait for an appointment	2	2	N/A	86.3%	88.5%	87.4%

* This is based on patients treated on this contract for their most recent course of treatment. Figures in italics indicate the base number of FP17s or Patient Questionnaire responses are less than 100. N/A is shown where the base number of responses is less than 10 during the period. % is calculated as Quantity/Base number*100

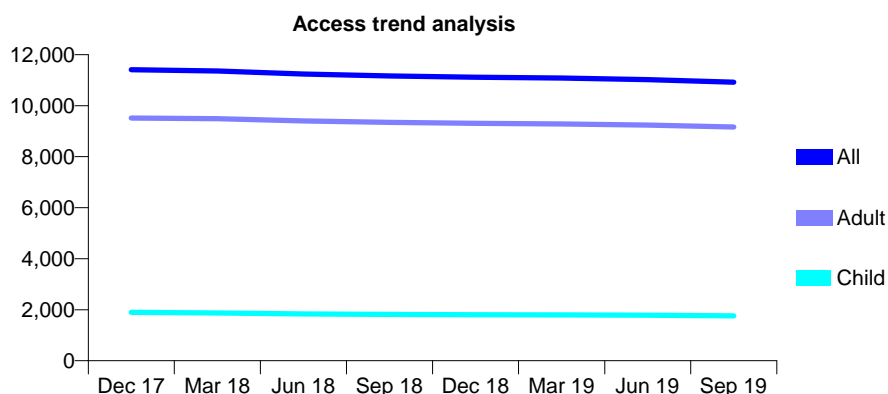
Q56 - Vital Signs At a Glance Contract Report for 931764/0001 - September 2019

Name or company name	MR MF BERGENDAL
Contract type name	GDS Contract
Purpose of contract	General
Contract start date	01/12/2014
Contract end date	

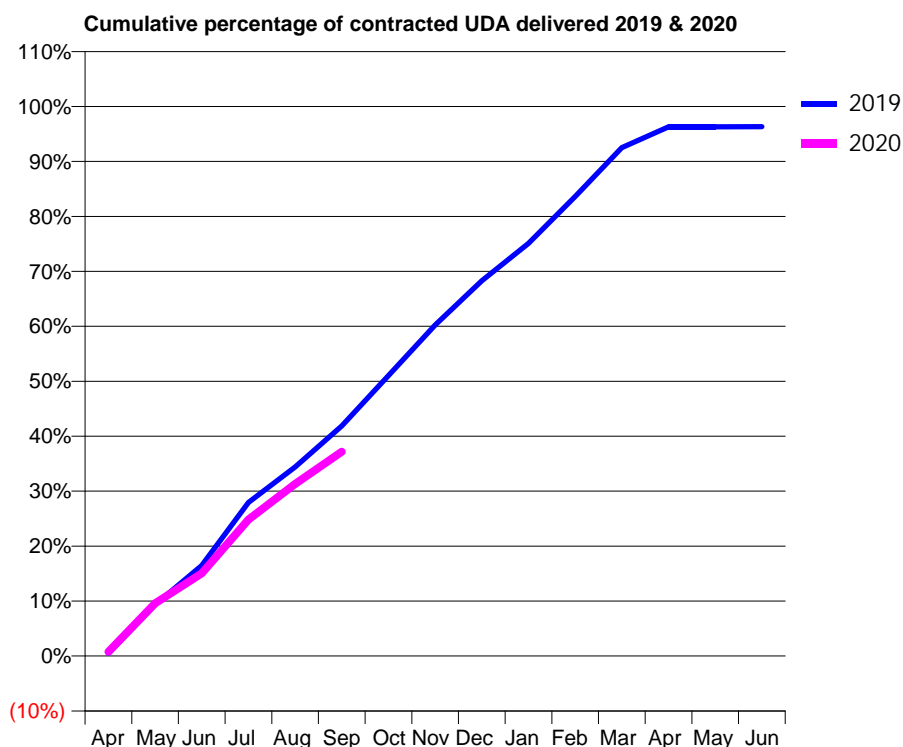
19/20 Contracted general activity (UDA)	28,637
Carry forward general activity (UDA)	1,052
19/20 Contracted orthodontic activity (UOA)	0
Carry forward orthodontic activity (UOA)	0
Baseline contract value	£639,473.63

ACCESS*

Patients seen in 24 months	Total	Change since previous quarter
Quarter ending September 2018	11,166	
Quarter ending December 2018	11,115	→
Quarter ending March 2019	11,084	→
Quarter ending June 2019	11,019	→
Quarter ending September 2019	10,918	→
Variance since September 2018	(2.2%)	↓



ACTIVITY



Month	Adjusted Scheduled Activity (UDA)	
	2019	2020
April	142	219
May	2,680	2,750
June	4,715	4,310
July	8,005	7,114
August	9,860	8,968
September	11,988	10,640
October	14,617	
November	17,253	
December	19,554	
January	21,503	
February	23,947	
March	26,491	
April	27,570	
May	27,576	
June	27,585	

QUALITY

	Quantity	Base Number	Contract	AT	Region	England
% of FP17s for the same patient ID Re-attending within 3 months - Children	58	1,240	4.7%	10.2%	11.3%	11.5%
% of FP17s for the same patient ID Re-attending within 3 months - Adults	858	6,547	13.1%	13.5%	14.7%	15.4%
% of FP17s for the same patient ID Re-attending between 3 & 9 months - Children	732	1,240	59.0%	60.8%	60.8%	59.7%
% of FP17s for the same patient ID Re-attending between 3 & 9 months - Adults	3,619	6,547	55.3%	50.2%	52.8%	51.7%
% of FP17s for Band 1 Urgent Courses	603	7,210	8.4%	9.2%	8.2%	9.2%
% of FP17s Relating to Free Repair or Replacements	79	7,210	1.1%	0.7%	0.7%	0.7%
% of FP17s Relating to Continuations	114	7,210	1.6%	0.8%	0.8%	0.8%
% of Patients satisfied with the dentistry they have received	3	3	N/A	93.2%	93.2%	93.5%
% of Patients satisfied with the time they had to wait for an appointment	3	3	N/A	86.3%	88.5%	87.4%

* This is based on patients treated on this contract for their most recent course of treatment. Figures in italics indicate the base number of FP17s or Patient Questionnaire responses are less than 100. N/A is shown where the base number of responses is less than 10 during the period. % is calculated as Quantity/Base number*100

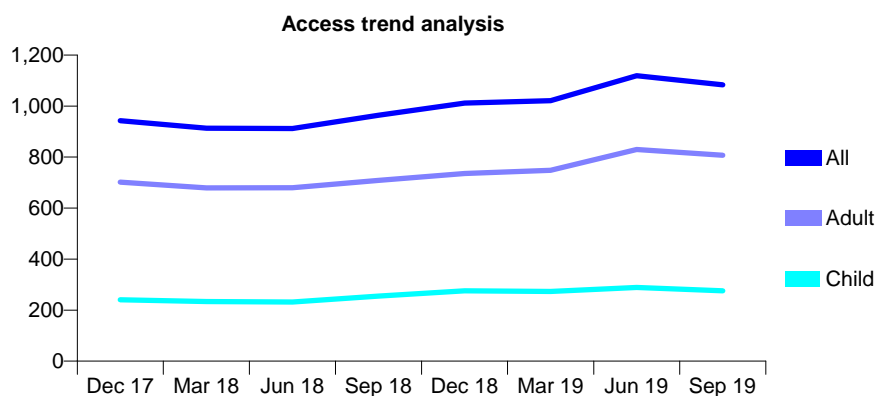
Q56 - Vital Signs At a Glance Contract Report for 934844/0001 - September 2019

Name or company name	Garrick Way Dental Surgery
Contract type name	GDS Contract
Purpose of contract	General
Contract start date	01/04/2006
Contract end date	

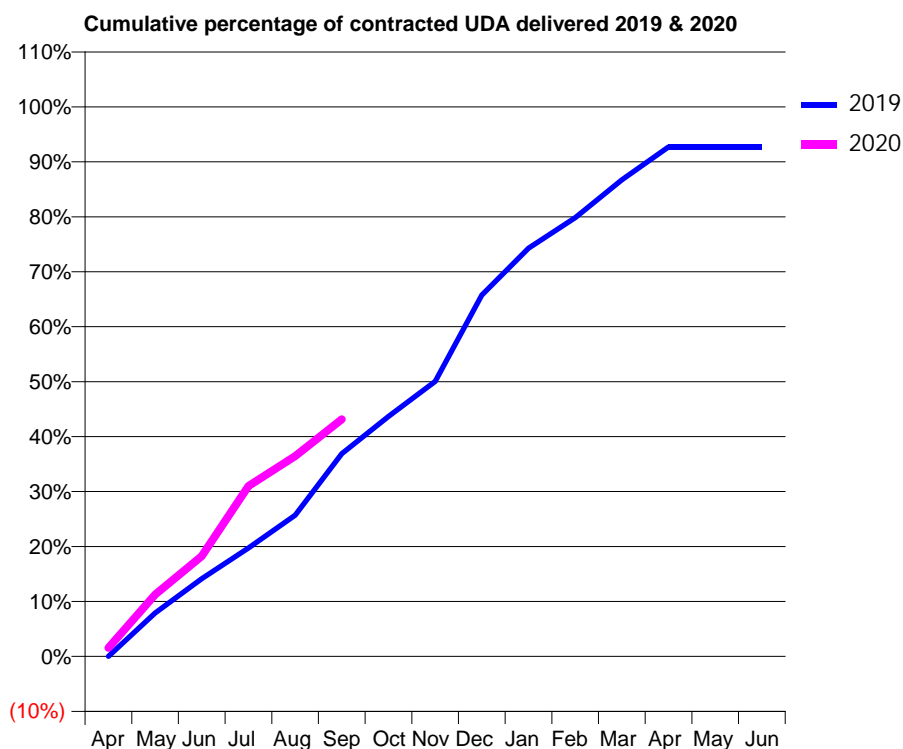
19/20 Contracted general activity (UDA)	2,457
Carry forward general activity (UDA)	0
19/20 Contracted orthodontic activity (UOA)	0
Carry forward orthodontic activity (UOA)	0
Baseline contract value	£63,331.72

ACCESS*

Patients seen in 24 months	Total	Change since previous quarter
Quarter ending September 2018	964	
Quarter ending December 2018	1,012	↑
Quarter ending March 2019	1,021	→
Quarter ending June 2019	1,119	↑
Quarter ending September 2019	1,083	↓
Variance since September 2018	12.3%	↑



ACTIVITY



Month	2019	2020
April	0	38
May	194	277
June	347	448
July	485	762
August	632	896
September	906	1,060
October	1,073	
November	1,230	
December	1,616	
January	1,825	
February	1,962	
March	2,131	
April	2,278	
May	2,278	
June	2,278	

QUALITY

	Quantity	Base Number	Contract	AT	Region	England
% of FP17s for the same patient ID Re-attending within 3 months - Children	3	178	1.7%	10.2%	11.3%	11.5%
% of FP17s for the same patient ID Re-attending within 3 months - Adults	66	562	11.7%	13.5%	14.7%	15.4%
% of FP17s for the same patient ID Re-attending between 3 & 9 months - Children	82	178	46.1%	60.8%	60.8%	59.7%
% of FP17s for the same patient ID Re-attending between 3 & 9 months - Adults	276	562	49.1%	50.2%	52.8%	51.7%
% of FP17s for Band 1 Urgent Courses	66	669	9.9%	9.2%	8.2%	9.2%
% of FP17s Relating to Free Repair or Replacements	0	669	0.0%	0.7%	0.7%	0.7%
% of FP17s Relating to Continuations	2	669	0.3%	0.8%	0.8%	0.8%
% of Patients satisfied with the dentistry they have received	1	1	N/A	93.2%	93.2%	93.5%
% of Patients satisfied with the time they had to wait for an appointment	1	1	N/A	86.3%	88.5%	87.4%

* This is based on patients treated on this contract for their most recent course of treatment. Figures in italics indicate the base number of FP17s or Patient Questionnaire responses are less than 100. N/A is shown where the base number of responses is less than 10 during the period. % is calculated as Quantity/Base number*100

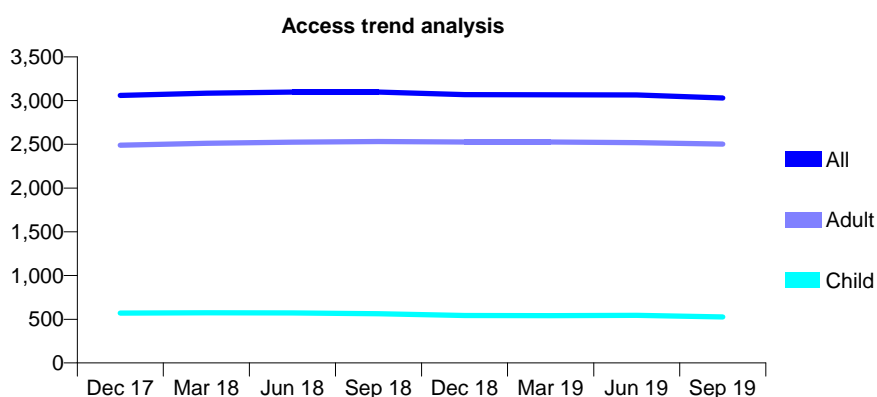
Q56 - Vital Signs At a Glance Contract Report for 936618/0001 - September 2019

Name or company name	MR MR GOODARZI
Contract type name	GDS Contract
Purpose of contract	General
Contract start date	01/04/2006
Contract end date	

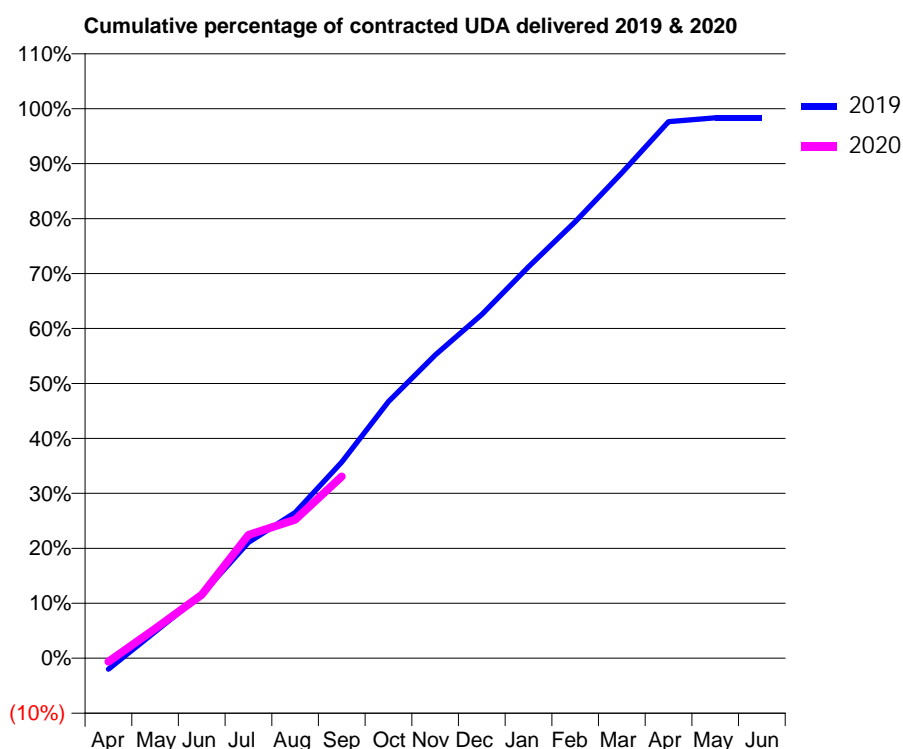
19/20 Contracted general activity (UDA)	9,500
Carry forward general activity (UDA)	157
19/20 Contracted orthodontic activity (UOA)	0
Carry forward orthodontic activity (UOA)	0
Baseline contract value	£251,677.20

ACCESS*

Patients seen in 24 months	Total	Change since previous quarter
Quarter ending September 2018	3,097	
Quarter ending December 2018	3,068	→
Quarter ending March 2019	3,066	→
Quarter ending June 2019	3,064	→
Quarter ending September 2019	3,030	↓
Variance since September 2018	(2.2%)	↓



ACTIVITY



Month	2019	2020
April	-193	-61
May	457	511
June	1,102	1,100
July	2,002	2,131
August	2,519	2,393
September	3,389	3,142
October	4,436	
November	5,242	
December	5,943	
January	6,766	
February	7,546	
March	8,390	
April	9,275	
May	9,343	
June	9,343	

QUALITY

	Quantity	Base Number	Contract	AT	Region	England
% of FP17s for the same patient ID Re-attending within 3 months - Children	23	391	5.9%	10.2%	11.3%	11.5%
% of FP17s for the same patient ID Re-attending within 3 months - Adults	280	1,659	16.9%	13.5%	14.7%	15.4%
% of FP17s for the same patient ID Re-attending between 3 & 9 months - Children	247	391	63.2%	60.8%	60.8%	59.7%
% of FP17s for the same patient ID Re-attending between 3 & 9 months - Adults	777	1,659	46.8%	50.2%	52.8%	51.7%
% of FP17s for Band 1 Urgent Courses	170	1,739	9.8%	9.2%	8.2%	9.2%
% of FP17s Relating to Free Repair or Replacements	5	1,739	0.3%	0.7%	0.7%	0.7%
% of FP17s Relating to Continuations	27	1,739	1.6%	0.8%	0.8%	0.8%
% of Patients satisfied with the dentistry they have received	0	0	N/A	93.2%	93.2%	93.5%
% of Patients satisfied with the time they had to wait for an appointment	0	0	N/A	86.3%	88.5%	87.4%

* This is based on patients treated on this contract for their most recent course of treatment.

Figures in italics indicate the base number of FP17s or Patient Questionnaire responses are less than 100. N/A is shown where the base number of responses is less than 10 during the period. % is calculated as Quantity/Base number*100

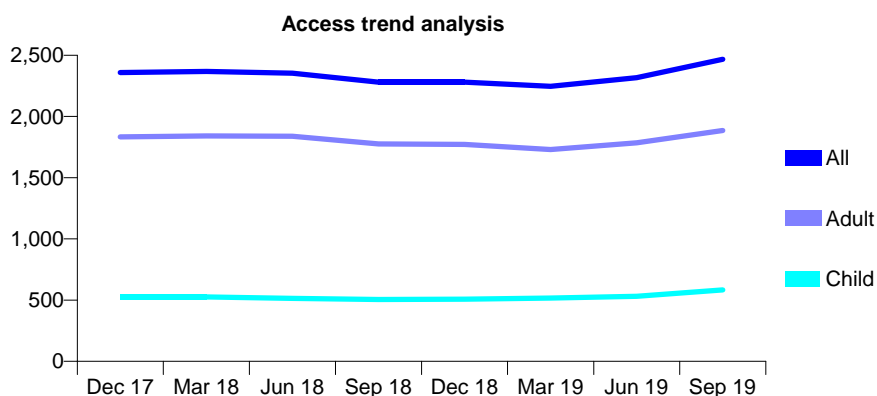
Q56 - Vital Signs At a Glance Contract Report for 943509/0001 - September 2019

Name or company name	MR A ABDOLLAHI
Contract type name	GDS Contract
Purpose of contract	General
Contract start date	01/04/2006
Contract end date	

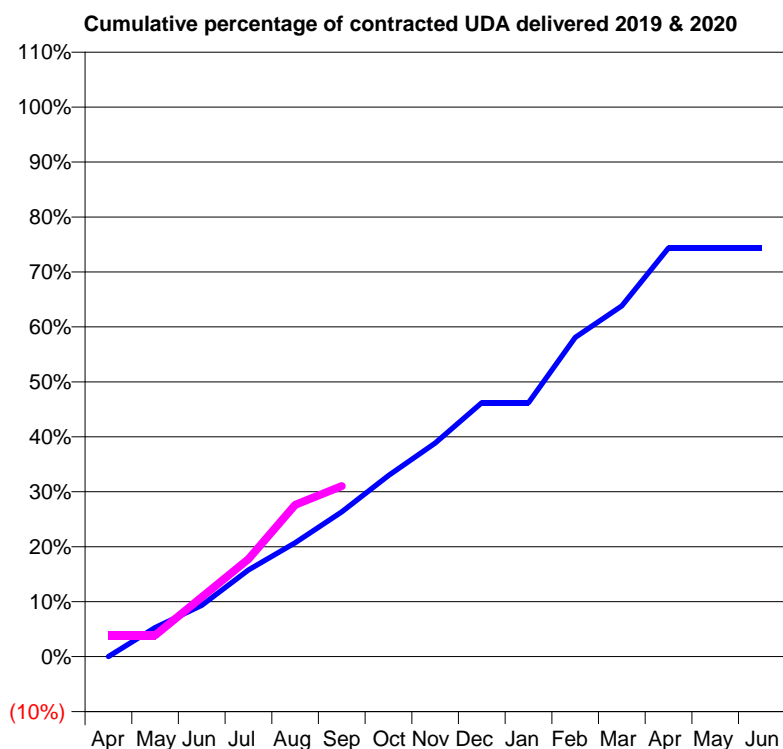
19/20 Contracted general activity (UDA)	11,000
Carry forward general activity (UDA)	0
19/20 Contracted orthodontic activity (UOA)	0
Carry forward orthodontic activity (UOA)	0
Baseline contract value	£300,190.12

ACCESS*

Patients seen in 24 months	Total	Change since previous quarter
Quarter ending September 2018	2,281	
Quarter ending December 2018	2,280	→
Quarter ending March 2019	2,247	↓
Quarter ending June 2019	2,316	↑
Quarter ending September 2019	2,468	↑
Variance since September 2018	8.2%	↑



ACTIVITY



Month	Adjusted Scheduled Activity (UDA)	
	2019	2020
April	0	429
May	584	429
June	1,027	1,188
July	1,736	1,954
August	2,280	3,040
September	2,898	3,413
October	3,627	
November	4,274	
December	5,085	
January	5,085	
February	6,390	
March	7,018	
April	8,180	
May	8,180	
June	8,180	

QUALITY

	Quantity	Base Number	Contract	AT	Region	England
% of FP17s for the same patient ID Re-attending within 3 months - Children	26	395	6.6%	10.2%	11.3%	11.5%
% of FP17s for the same patient ID Re-attending within 3 months - Adults	96	1,311	7.3%	13.5%	14.7%	15.4%
% of FP17s for the same patient ID Re-attending between 3 & 9 months - Children	225	395	57.0%	60.8%	60.8%	59.7%
% of FP17s for the same patient ID Re-attending between 3 & 9 months - Adults	790	1,311	60.3%	50.2%	52.8%	51.7%
% of FP17s for Band 1 Urgent Courses	162	1,366	11.9%	9.2%	8.2%	9.2%
% of FP17s Relating to Free Repair or Replacements	0	1,366	0.0%	0.7%	0.7%	0.7%
% of FP17s Relating to Continuations	0	1,366	0.0%	0.8%	0.8%	0.8%
% of Patients satisfied with the dentistry they have received	0	0	N/A	93.2%	93.2%	93.5%
% of Patients satisfied with the time they had to wait for an appointment	0	0	N/A	86.3%	88.5%	87.4%

* This is based on patients treated on this contract for their most recent course of treatment. Figures in italics indicate the base number of FP17s or Patient Questionnaire responses are less than 100. N/A is shown where the base number of responses is less than 10 during the period. % is calculated as Quantity/Base number*100

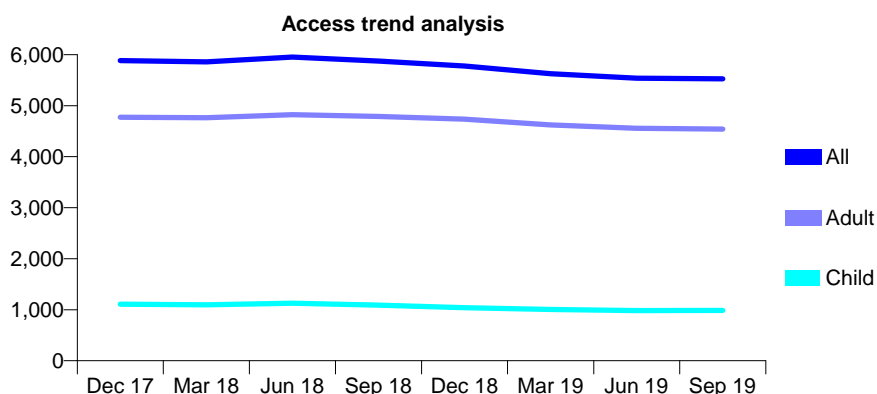
Q56 - Vital Signs At a Glance Contract Report for 949558/0001 - September 2019

Name or company name	MR DF EVANS
Contract type name	GDS Contract
Purpose of contract	General
Contract start date	02/11/2007
Contract end date	

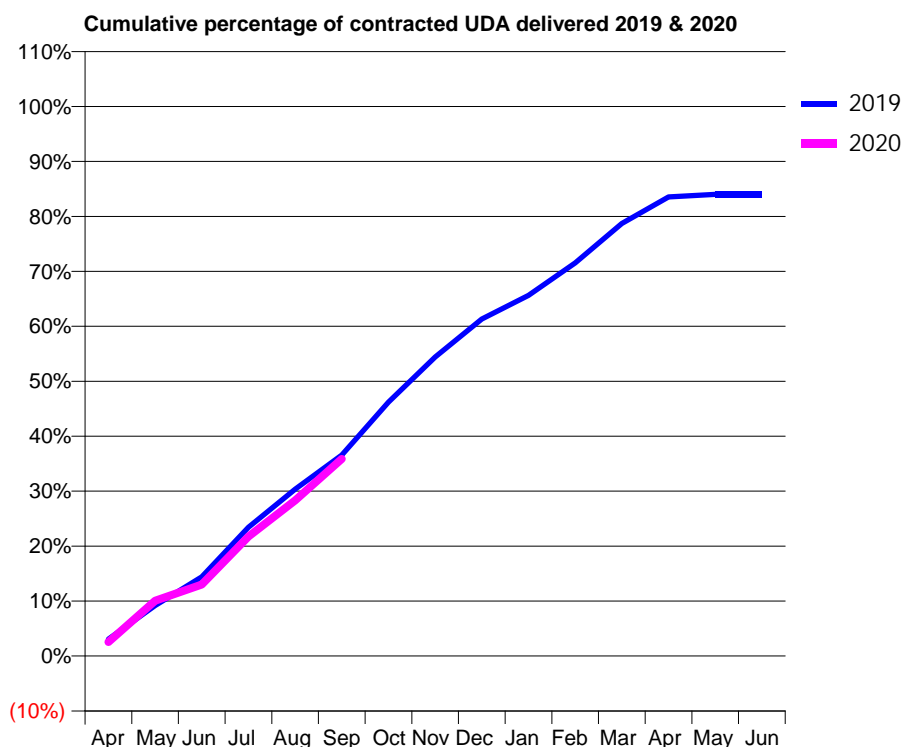
19/20 Contracted general activity (UDA)	19,076
Carry forward general activity (UDA)	0
19/20 Contracted orthodontic activity (UOA)	0
Carry forward orthodontic activity (UOA)	0
Baseline contract value	£466,051.81

ACCESS*

Patients seen in 24 months	Total	Change since previous quarter
Quarter ending September 2018	5,876	
Quarter ending December 2018	5,776	↓
Quarter ending March 2019	5,628	↓
Quarter ending June 2019	5,539	↓
Quarter ending September 2019	5,526	→
Variance since September 2018	(6.0%)	↓



ACTIVITY



Month	Adjusted Scheduled Activity (UDA)	
	2019	2020
April	588	490
May	1,753	1,918
June	2,749	2,485
July	4,467	4,150
August	5,795	5,404
September	6,974	6,837
October	8,810	
November	10,382	
December	11,694	
January	12,519	
February	13,647	
March	15,017	
April	15,934	
May	16,025	
June	16,025	

QUALITY

	Quantity	Base Number	Contract	AT	Region	England
% of FP17s for the same patient ID Re-attending within 3 months - Children	51	702	7.3%	10.2%	11.3%	11.5%
% of FP17s for the same patient ID Re-attending within 3 months - Adults	485	3,004	16.1%	13.5%	14.7%	15.4%
% of FP17s for the same patient ID Re-attending between 3 & 9 months - Children	352	702	50.1%	60.8%	60.8%	59.7%
% of FP17s for the same patient ID Re-attending between 3 & 9 months - Adults	1,213	3,004	40.4%	50.2%	52.8%	51.7%
% of FP17s for Band 1 Urgent Courses	351	3,055	11.5%	9.2%	8.2%	9.2%
% of FP17s Relating to Free Repair or Replacements	16	3,055	0.5%	0.7%	0.7%	0.7%
% of FP17s Relating to Continuations	66	3,055	2.2%	0.8%	0.8%	0.8%
% of Patients satisfied with the dentistry they have received	5	5	N/A	93.2%	93.2%	93.5%
% of Patients satisfied with the time they had to wait for an appointment	5	5	N/A	86.3%	88.5%	87.4%

* This is based on patients treated on this contract for their most recent course of treatment. Figures in italics indicate the base number of FP17s or Patient Questionnaire responses are less than 100. N/A is shown where the base number of responses is less than 10 during the period. % is calculated as Quantity/Base number*100

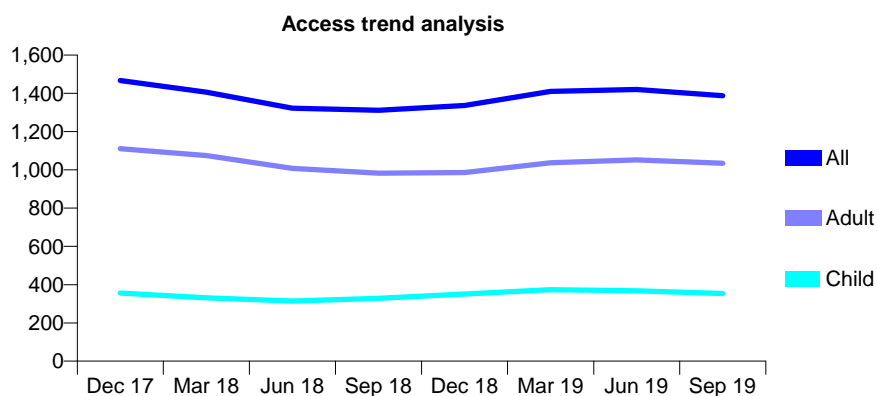
Q56 - Vital Signs At a Glance Contract Report for 949558/0002 - September 2019

Name or company name	MR DF EVANS
Contract type name	GDS Contract
Purpose of contract	General
Contract start date	01/02/2012
Contract end date	

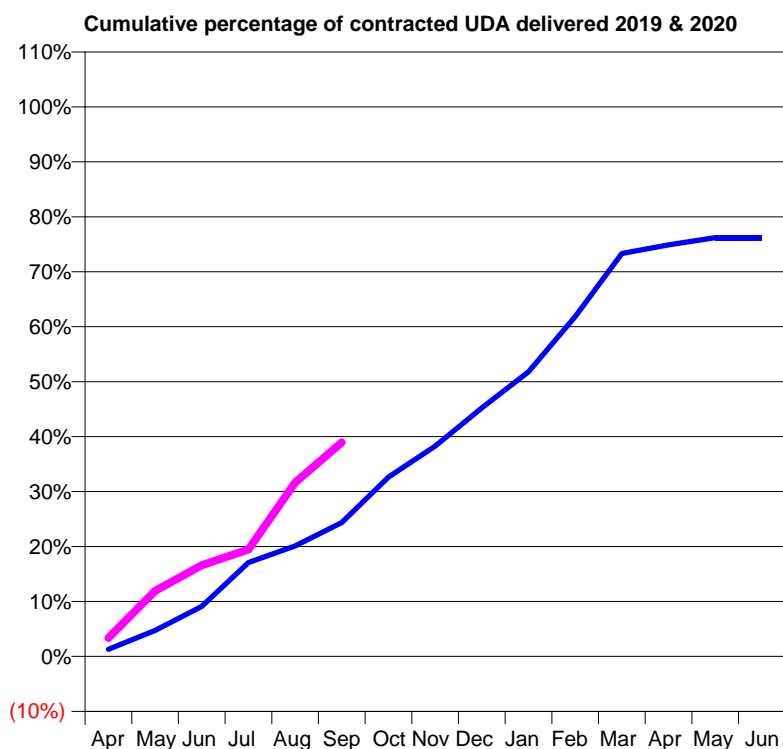
19/20 Contracted general activity (UDA)	4,241
Carry forward general activity (UDA)	0
19/20 Contracted orthodontic activity (UOA)	0
Carry forward orthodontic activity (UOA)	0
Baseline contract value	£89,621.39

ACCESS*

Patients seen in 24 months	Total	Change since previous quarter
Quarter ending September 2018	1,311	
Quarter ending December 2018	1,337	→
Quarter ending March 2019	1,410	↑
Quarter ending June 2019	1,420	→
Quarter ending September 2019	1,388	↓
Variance since September 2018	5.9%	↑



ACTIVITY



Adjusted Scheduled Activity (UDA)		
Month	2019	2020
April	55	142
May	201	506
June	386	703
July	725	826
August	853	1,342
September	1,033	1,653
October	1,383	
November	1,624	
December	1,918	
January	2,197	
February	2,623	
March	3,109	
April	3,176	
May	3,232	
June	3,232	

QUALITY

	Quantity	Base Number	Contract	AT	Region	England
% of FP17s for the same patient ID Re-attending within 3 months - Children	13	240	5.4%	10.2%	11.3%	11.5%
% of FP17s for the same patient ID Re-attending within 3 months - Adults	74	609	12.2%	13.5%	14.7%	15.4%
% of FP17s for the same patient ID Re-attending between 3 & 9 months - Children	110	240	45.8%	60.8%	60.8%	59.7%
% of FP17s for the same patient ID Re-attending between 3 & 9 months - Adults	236	609	38.8%	50.2%	52.8%	51.7%
% of FP17s for Band 1 Urgent Courses	86	786	10.9%	9.2%	8.2%	9.2%
% of FP17s Relating to Free Repair or Replacements	8	786	1.0%	0.7%	0.7%	0.7%
% of FP17s Relating to Continuations	17	786	2.2%	0.8%	0.8%	0.8%
% of Patients satisfied with the dentistry they have received	1	1	N/A	93.2%	93.2%	93.5%
% of Patients satisfied with the time they had to wait for an appointment	1	1	N/A	86.3%	88.5%	87.4%

* This is based on patients treated on this contract for their most recent course of treatment. Figures in italics indicate the base number of FP17s or Patient Questionnaire responses are less than 100. N/A is shown where the base number of responses is less than 10 during the period. % is calculated as Quantity/Base number*100

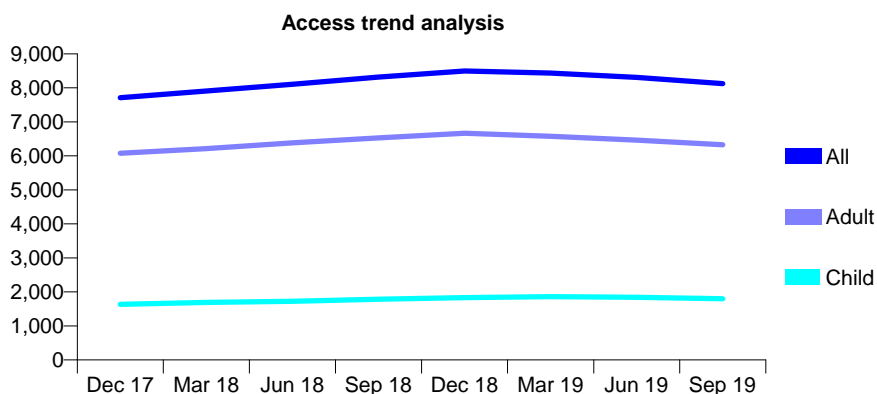
Q56 - Vital Signs At a Glance Contract Report for 962988/0001 - September 2019

Name or company name	MR HS PABARI
Contract type name	GDS Contract
Purpose of contract	General
Contract start date	01/01/2015
Contract end date	

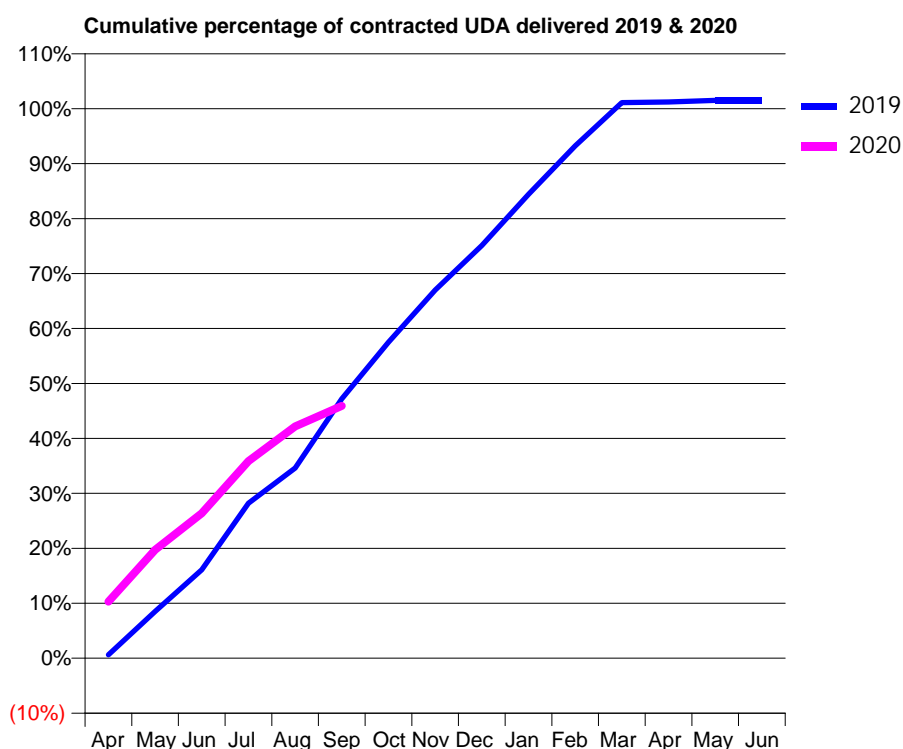
19/20 Contracted general activity (UDA)	21,687
Carry forward general activity (UDA)	-326
19/20 Contracted orthodontic activity (UOA)	0
Carry forward orthodontic activity (UOA)	0
Baseline contract value	£521,831.04

ACCESS*

Patients seen in 24 months	Total	Change since previous quarter
Quarter ending September 2018	8,321	
Quarter ending December 2018	8,495	↑
Quarter ending March 2019	8,437	→
Quarter ending June 2019	8,307	↓
Quarter ending September 2019	8,125	↓
Variance since September 2018	(2.4%)	↓



ACTIVITY



Month	2019	2020
April	134	2,235
May	1,852	4,283
June	3,494	5,716
July	6,117	7,776
August	7,506	9,148
September	10,232	9,962
October	12,468	
November	14,529	
December	16,287	
January	18,306	
February	20,225	
March	21,926	
April	21,950	
May	22,010	
June	22,013	

QUALITY

	Quantity	Base Number	Contract	AT	Region	England
% of FP17s for the same patient ID Re-attending within 3 months - Children	117	1,286	9.1%	10.2%	11.3%	11.5%
% of FP17s for the same patient ID Re-attending within 3 months - Adults	404	3,534	11.4%	13.5%	14.7%	15.4%
% of FP17s for the same patient ID Re-attending between 3 & 9 months - Children	876	1,286	68.1%	60.8%	60.8%	59.7%
% of FP17s for the same patient ID Re-attending between 3 & 9 months - Adults	1,918	3,534	54.3%	50.2%	52.8%	51.7%
% of FP17s for Band 1 Urgent Courses	423	4,777	8.9%	9.2%	8.2%	9.2%
% of FP17s Relating to Free Repair or Replacements	30	4,777	0.6%	0.7%	0.7%	0.7%
% of FP17s Relating to Continuations	13	4,777	0.3%	0.8%	0.8%	0.8%
% of Patients satisfied with the dentistry they have received	5	6	N/A	93.2%	93.2%	93.5%
% of Patients satisfied with the time they had to wait for an appointment	5	6	N/A	86.3%	88.5%	87.4%

* This is based on patients treated on this contract for their most recent course of treatment.

Figures in italics indicate the base number of FP17s or Patient Questionnaire responses are less than 100. N/A is shown where the base number of responses is less than 10 during the period. % is calculated as Quantity/Base number*100

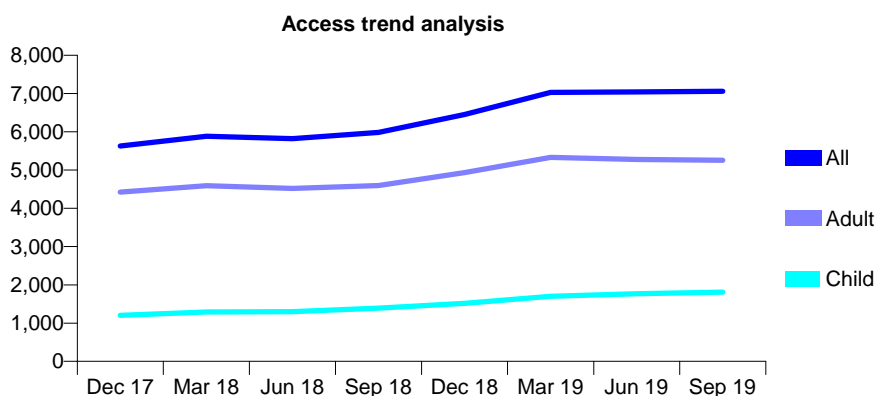
Q56 - Vital Signs At a Glance Contract Report for 966215/0001 - September 2019

Name or company name	A KAUR & A KOUR
Contract type name	GDS Contract
Purpose of contract	General
Contract start date	13/07/2010
Contract end date	

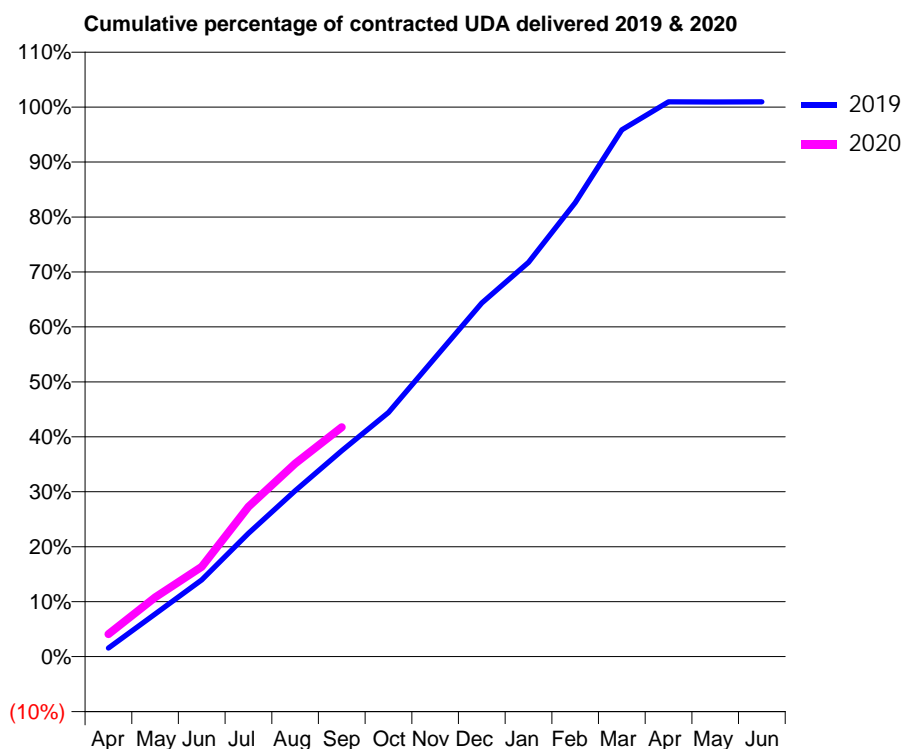
19/20 Contracted general activity (UDA)	20,404
Carry forward general activity (UDA)	-198
19/20 Contracted orthodontic activity (UOA)	0
Carry forward orthodontic activity (UOA)	0
Baseline contract value	£518,001.41

ACCESS*

Patients seen in 24 months	Total	Change since previous quarter
Quarter ending September 2018	5,985	
Quarter ending December 2018	6,452	↑
Quarter ending March 2019	7,030	↑
Quarter ending June 2019	7,042	→
Quarter ending September 2019	7,062	→
Variance since September 2018	18.0%	↑



ACTIVITY



Month	Adjusted Scheduled Activity (UDA)	
	2019	2020
April	316	832
May	1,578	2,200
June	2,837	3,341
July	4,556	5,569
August	6,129	7,174
September	7,609	8,521
October	9,018	
November	11,049	
December	13,061	
January	14,564	
February	16,771	
March	19,454	
April	20,494	
May	20,486	
June	20,497	

QUALITY

	Quantity	Base Number	Contract	AT	Region	England
% of FP17s for the same patient ID Re-attending within 3 months - Children	68	1,269	5.4%	10.2%	11.3%	11.5%
% of FP17s for the same patient ID Re-attending within 3 months - Adults	380	3,461	11.0%	13.5%	14.7%	15.4%
% of FP17s for the same patient ID Re-attending between 3 & 9 months - Children	723	1,269	57.0%	60.8%	60.8%	59.7%
% of FP17s for the same patient ID Re-attending between 3 & 9 months - Adults	2,310	3,461	66.7%	50.2%	52.8%	51.7%
% of FP17s for Band 1 Urgent Courses	326	4,298	7.6%	9.2%	8.2%	9.2%
% of FP17s Relating to Free Repair or Replacements	28	4,298	0.7%	0.7%	0.7%	0.7%
% of FP17s Relating to Continuations	0	4,298	0.0%	0.8%	0.8%	0.8%
% of Patients satisfied with the dentistry they have received	6	6	N/A	93.2%	93.2%	93.5%
% of Patients satisfied with the time they had to wait for an appointment	6	6	N/A	86.3%	88.5%	87.4%

* This is based on patients treated on this contract for their most recent course of treatment. Figures in italics indicate the base number of FP17s or Patient Questionnaire responses are less than 100. N/A is shown where the base number of responses is less than 10 during the period. % is calculated as Quantity/Base number*100

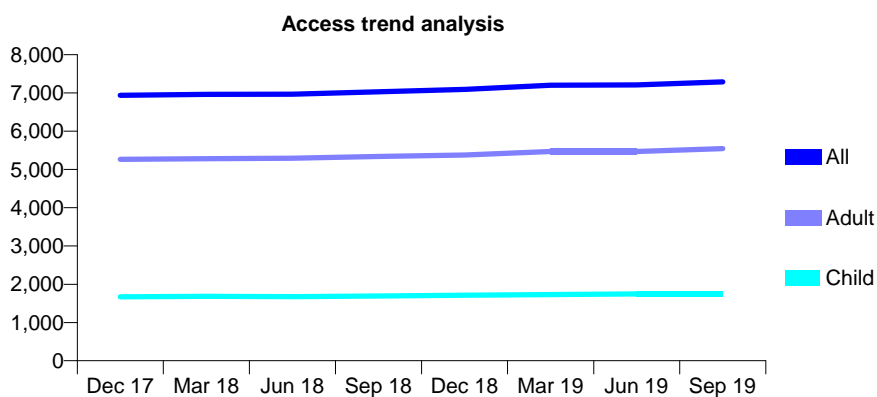
Q56 - Vital Signs At a Glance Contract Report for 968269/0002 - September 2019

Name or company name	MR IS LEIGHTON-SCOTT
Contract type name	GDS Contract
Purpose of contract	General
Contract start date	17/01/2013
Contract end date	

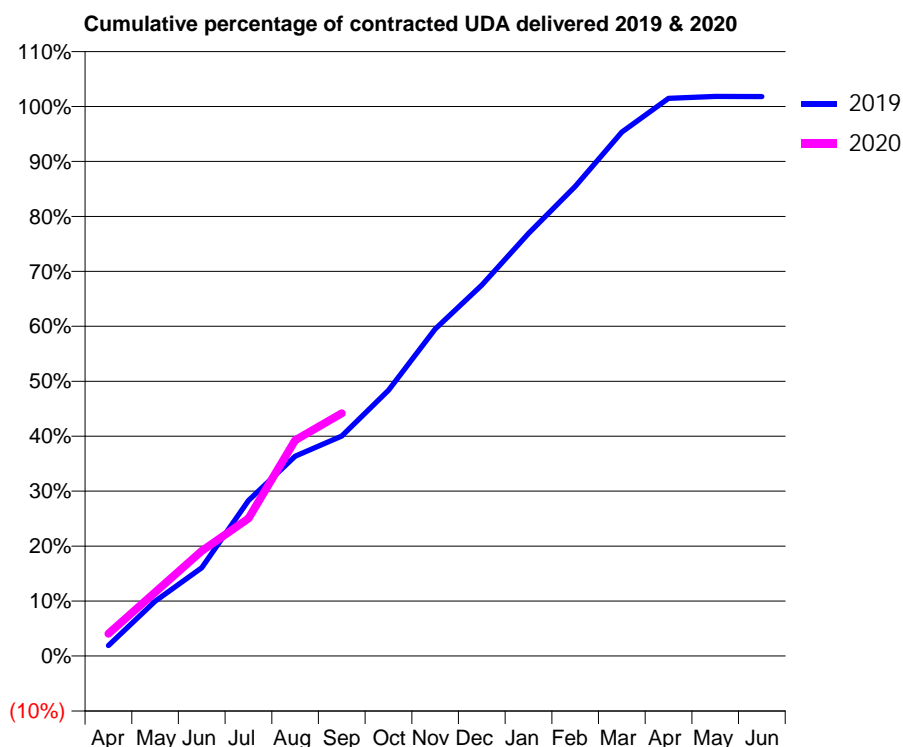
19/20 Contracted general activity (UDA)	17,000
Carry forward general activity (UDA)	-303
19/20 Contracted orthodontic activity (UOA)	0
Carry forward orthodontic activity (UOA)	0
Baseline contract value	£400,789.05

ACCESS*

Patients seen in 24 months	Total	Change since previous quarter
Quarter ending September 2018	7,029	
Quarter ending December 2018	7,092	→
Quarter ending March 2019	7,200	→
Quarter ending June 2019	7,211	→
Quarter ending September 2019	7,292	→
Variance since September 2018	3.7%	↑



ACTIVITY



Month	Adjusted Scheduled Activity (UDA)	
	2019	2020
April	324	690
May	1,696	1,974
June	2,730	3,251
July	4,811	4,257
August	6,181	6,678
September	6,807	7,505
October	8,221	
November	10,117	
December	11,475	
January	13,071	
February	14,528	
March	16,206	
April	17,250	
May	17,306	
June	17,303	

QUALITY

	Quantity	Base Number	Contract	AT	Region	England
% of FP17s for the same patient ID Re-attending within 3 months - Children	86	1,266	6.8%	10.2%	11.3%	11.5%
% of FP17s for the same patient ID Re-attending within 3 months - Adults	320	3,749	8.5%	13.5%	14.7%	15.4%
% of FP17s for the same patient ID Re-attending between 3 & 9 months - Children	808	1,266	63.8%	60.8%	60.8%	59.7%
% of FP17s for the same patient ID Re-attending between 3 & 9 months - Adults	2,339	3,749	62.4%	50.2%	52.8%	51.7%
% of FP17s for Band 1 Urgent Courses	348	4,391	7.9%	9.2%	8.2%	9.2%
% of FP17s Relating to Free Repair or Replacements	12	4,391	0.3%	0.7%	0.7%	0.7%
% of FP17s Relating to Continuations	30	4,391	0.7%	0.8%	0.8%	0.8%
% of Patients satisfied with the dentistry they have received	3	3	N/A	93.2%	93.2%	93.5%
% of Patients satisfied with the time they had to wait for an appointment	3	3	N/A	86.3%	88.5%	87.4%

* This is based on patients treated on this contract for their most recent course of treatment. Figures in italics indicate the base number of FP17s or Patient Questionnaire responses are less than 100. N/A is shown where the base number of responses is less than 10 during the period. % is calculated as Quantity/Base number*100

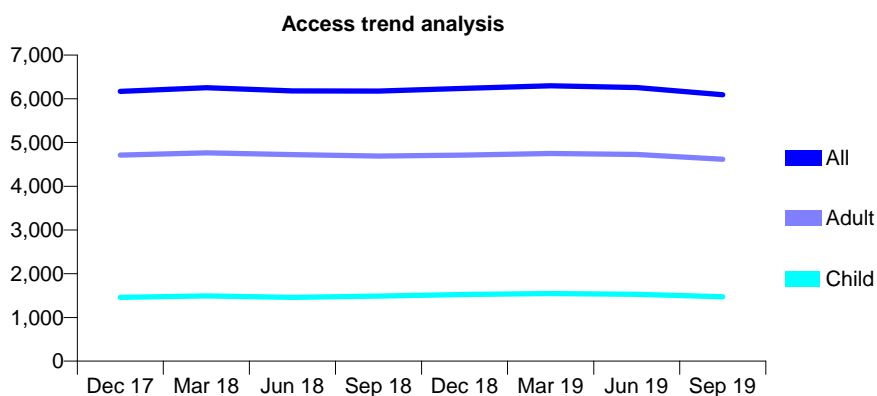
Q56 - Vital Signs At a Glance Contract Report for 982881/0001 - September 2019

Name or company name	Ramesh Sharma
Contract type name	Pilot Contract
Purpose of contract	General
Contract start date	01/04/2006
Contract end date	

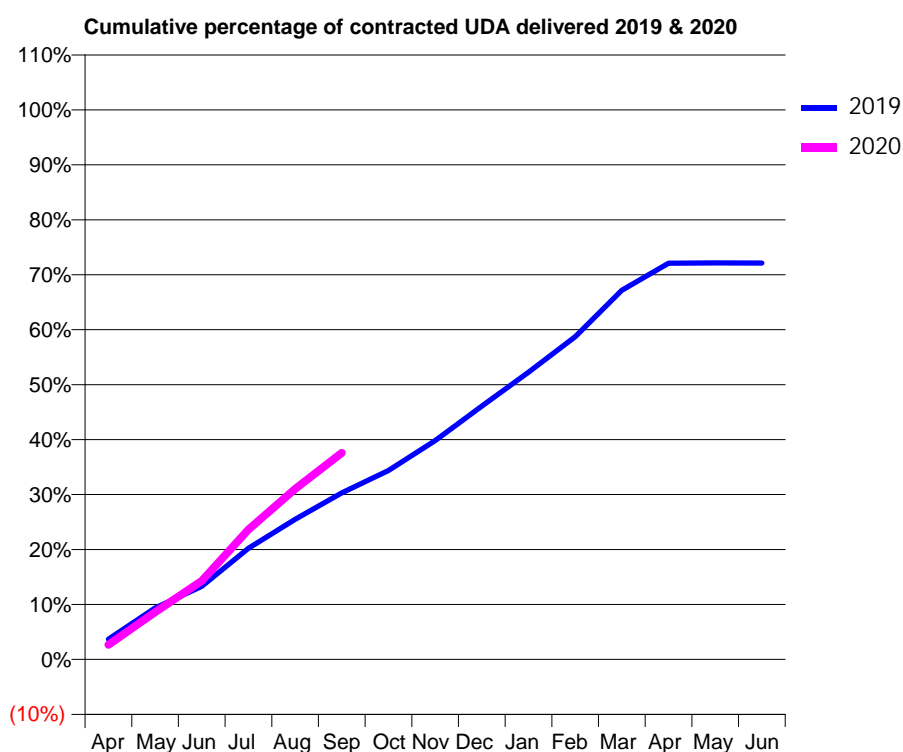
19/20 Contracted general activity (UDA)	19,052
Carry forward general activity (UDA)	0
19/20 Contracted orthodontic activity (UOA)	0
Carry forward orthodontic activity (UOA)	0
Baseline contract value	£592,048.62

ACCESS*

Patients seen in 24 months	Total	Change since previous quarter
Quarter ending September 2018	6,176	
Quarter ending December 2018	6,239	→
Quarter ending March 2019	6,296	→
Quarter ending June 2019	6,256	→
Quarter ending September 2019	6,092	↓
Variance since September 2018	(1.4%)	↓



ACTIVITY



Month	2019	2020
April	702	510
May	1,781	1,640
June	2,531	2,721
July	3,855	4,508
August	4,857	5,909
September	5,773	7,159
October	6,549	
November	7,589	
December	8,783	
January	9,955	
February	11,188	
March	12,798	
April	13,735	
May	13,747	
June	13,745	

QUALITY

	Quantity	Base Number	Contract	AT	Region	England
% of FP17s for the same patient ID Re-attending within 3 months - Children	42	994	4.2%	10.2%	11.3%	11.5%
% of FP17s for the same patient ID Re-attending within 3 months - Adults	251	2,297	10.9%	13.5%	14.7%	15.4%
% of FP17s for the same patient ID Re-attending between 3 & 9 months - Children	572	994	57.5%	60.8%	60.8%	59.7%
% of FP17s for the same patient ID Re-attending between 3 & 9 months - Adults	683	2,297	29.7%	50.2%	52.8%	51.7%
% of FP17s for Band 1 Urgent Courses	235	2,955	8.0%	9.2%	8.2%	9.2%
% of FP17s Relating to Free Repair or Replacements	7	2,955	0.2%	0.7%	0.7%	0.7%
% of FP17s Relating to Continuations	1	2,955	0.0%	0.8%	0.8%	0.8%
% of Patients satisfied with the dentistry they have received	1	1	N/A	93.2%	93.2%	93.5%
% of Patients satisfied with the time they had to wait for an appointment	0	1	N/A	86.3%	88.5%	87.4%

* This is based on patients treated on this contract for their most recent course of treatment. Figures in italics indicate the base number of FP17s or Patient Questionnaire responses are less than 100. N/A is shown where the base number of responses is less than 10 during the period. % is calculated as Quantity/Base number*100

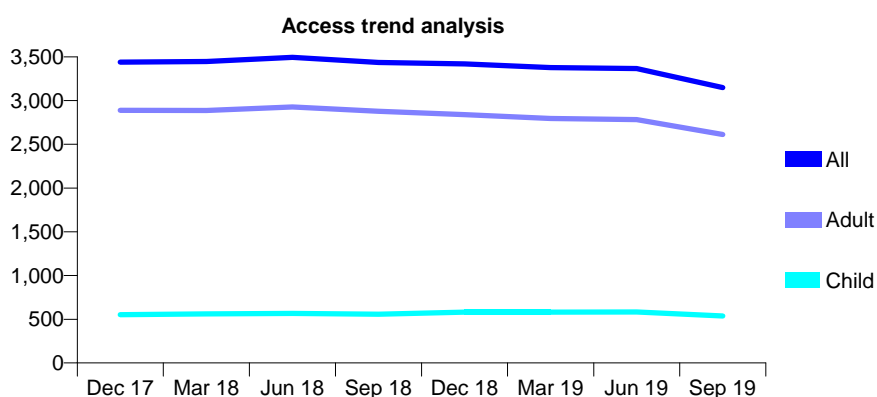
Q56 - Vital Signs At a Glance Contract Report for 997730/0001 - September 2019

Name or company name	MR AP YAXLEY
Contract type name	GDS Contract
Purpose of contract	General
Contract start date	01/04/2006
Contract end date	

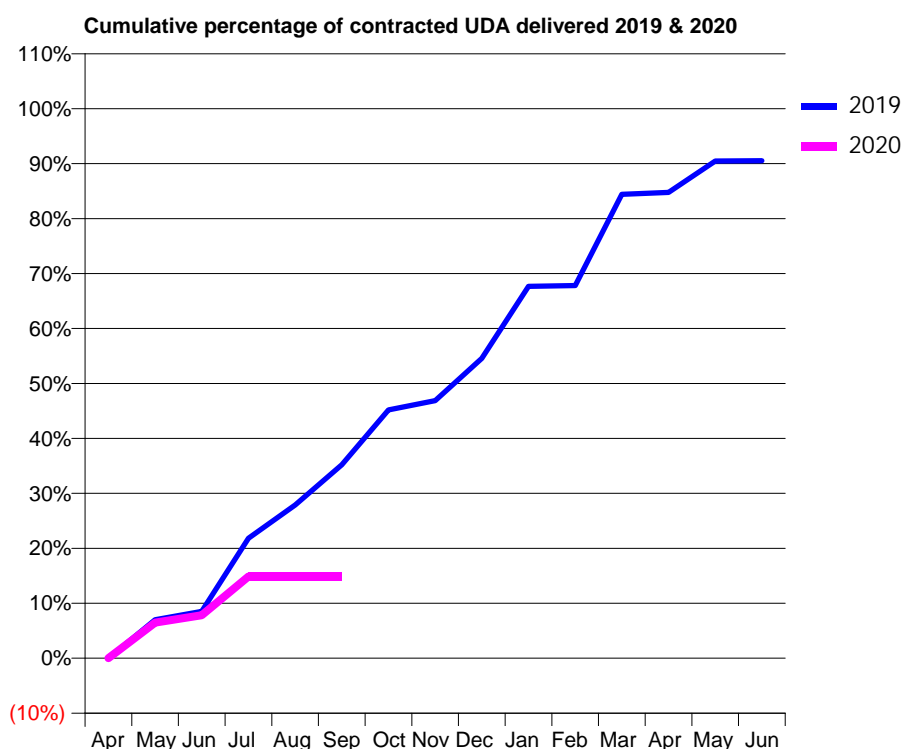
19/20 Contracted general activity (UDA)	10,970
Carry forward general activity (UDA)	0
19/20 Contracted orthodontic activity (UOA)	0
Carry forward orthodontic activity (UOA)	0
Baseline contract value	£254,961.10

ACCESS*

Patients seen in 24 months	Total	Change since previous quarter
Quarter ending September 2018	3,436	
Quarter ending December 2018	3,420	→
Quarter ending March 2019	3,377	↓
Quarter ending June 2019	3,366	→
Quarter ending September 2019	3,149	↓
Variance since September 2018	(8.4%)	↓



ACTIVITY



Month	2019	2020
April	0	0
May	767	712
June	936	858
July	2,394	1,632
August	3,060	1,632
September	3,861	1,632
October	4,956	
November	5,142	
December	5,986	
January	7,422	
February	7,439	
March	9,259	
April	9,296	
May	9,926	
June	9,932	

QUALITY

	Quantity	Base Number	Contract	AT	Region	England
% of FP17s for the same patient ID Re-attending within 3 months - Children	16	157	10.2%	10.2%	11.3%	11.5%
% of FP17s for the same patient ID Re-attending within 3 months - Adults	161	701	23.0%	13.5%	14.7%	15.4%
% of FP17s for the same patient ID Re-attending between 3 & 9 months - Children	55	157	35.0%	60.8%	60.8%	59.7%
% of FP17s for the same patient ID Re-attending between 3 & 9 months - Adults	226	701	32.2%	50.2%	52.8%	51.7%
% of FP17s for Band 1 Urgent Courses	54	617	8.8%	9.2%	8.2%	9.2%
% of FP17s Relating to Free Repair or Replacements	25	617	4.1%	0.7%	0.7%	0.7%
% of FP17s Relating to Continuations	25	617	4.1%	0.8%	0.8%	0.8%
% of Patients satisfied with the dentistry they have received	2	2	N/A	93.2%	93.2%	93.5%
% of Patients satisfied with the time they had to wait for an appointment	2	2	N/A	86.3%	88.5%	87.4%

* This is based on patients treated on this contract for their most recent course of treatment. Figures in italics indicate the base number of FP17s or Patient Questionnaire responses are less than 100. N/A is shown where the base number of responses is less than 10 during the period. % is calculated as Quantity/Base number*100